

The Records





Individual Records

Hitting

Games Played

Season: 68 by Tommy Sims, 1985

Career: 244 by Marc Maddox, 2003-06

At Bat

Game: 8 by Josh Hoffpauir vs. Belmont, 3/10/00

Season: 279 by Scotty Jurich, 1991

Career: 942 by Brad Willcutt, 2002-05

Runs Scored

Game: 6 by Shane Pullen vs. Tenn.-Martin (3/16/94)

Season: 81 by Tommy Davis, 1994

Career: 228 by Marc Maddox, 2003-06

Hits

Game: 6 by Todd Nace vs. Southeastern Louisiana (3/5/91); Shane Pullen vs. Tenn.-Martin (3/16/94); Matt Shepherd vs. TCU (4/2/04)

Season: 109 by Jarrett Hoffpauir, 2004

Career: 296 by Marc Maddox, 2003-06

Doubles

Game: 4 by Brad Willcutt vs. Houston (5/21/05);

Jarrett Hoffpauir vs. Southeastern Louisiana (4/24/02)

Season: 31 by Bill Selby, 1991

Career: 72 by Brad Willcutt, 2002-05

Triples

Game: 2 by 12 players, most recently by Brian Dozier vs. South Alabama (3/31/06)

Season: 7 by Kyle Logan, 1994

Career: 13 by Chad Hebert, 1989-92

Home Runs

Game: 3 by 8 players, most recently by Trey Cuevas vs. Illinois State (3/5/06)

Season: 23 by Jeff Cook and Clint King, 2003; Fred Cooley, 1989; Bill Selby, 1992

Career: 53 by Marc Maddox, 2003-06

Grand Slam Home Runs

Game: 2 by David Vilardi and Matt Baltz vs. Nicholls State (4/20/99)

Season: 4 by Marc Maddox, 2006

Runs Batted In

Game: 8 by Fred Cooley vs. Belhaven (4/11/88); Tommy Davis vs. Tenn.-Martin (3/16/94)

Season: 92 by Jarrett Hoffpauir, 2004

Career: 236 by Brad Willcutt, 2002-05

Batting Average

(Min. 75 AB)

Season: .453 by Wilson Plunkett, 1974

Career: .399 by Wilson Plunkett, 1972-74

Total Bases

Game: 15 by Jeremy Albritton vs. Ole Miss (4/2/97)

Season: 189 by Tommy Davis, 1994

Career: 514 by Marc Maddox, 2003-06

Slugging Percentage

Season: .824 by Bill Selby, 1992

Career: .738 by Wilson Plunkett, 1972-74

Strikeouts

Season: 73 by Ryan Frith, 2004

Career: 182 by Andy Woodard, 1990-93

Bases on Balls

Season: 57 by Doug Cronk, 1988

Career: 139 by Brad Willcutt, 2002-05

Stolen Bases

Game: 6 by Josh Hoffpauir vs. Cincinnati (4/29/00)

Season: 42 by Scooter Love, 1988

Career: 85 by Ive Burnett, 1983-86

Pitching

Appearances

Season: 41 by Marc Kubicki, 1991

Career: 105 by Tyler Kee, 1995-99

Relief Appearances

Season: 41 by Marc Kubicki, 1991

Career: 105 by Tyler Kee, 1995-99

Games Started

Season: 21 by Damon Pollard, 1990

Career: 55 by Darrell Lindsey, 1985-88

Wins

Season: 13 by Damon Pollard, 1990

Career: 29 by Darrell Lindsey, 1985-88

Losses

Season: 9 by four players, most recently by Frankie McLendon, 1992

Career: 24 by Darrell Lindsey, 1985-88

Winning Percentage

(Min. 40 Innings Pitched)

Season: 1.000 by Danny Shupe, 1999; Austin Tubb, 2004

Career: .923 by Danny Shupe, 1996-99

Earned Run Average

Season: 0.46 by Daniel Best, 2005

Career: 1.19 by Austin Tubb, 2003-04

Saves

Season: 13 by Daniel Best, 2006; Tony Phillips, 1991

Career: 25 by Daniel Best, 2003-06



Jeff Cook

Complete Games

Season: 11 by Kent Willis, 1986;

Damon Pollard, 1990

Career: 23 by Darrell Lindsey, 1985-88

Shutouts

Season: 3 by Whitey Wilson, 1964; by

Rich Corsetto, 1971; Damon Pollard, 1990

Career: 5 by Rich Corsetto, 1970-71;

Damon Pollard, 1989-90

Consecutive Scoreless Innings

Season: 29 by Jerry Wilson, 1964

Innings Pitched

Game: 14 by Fred Waters vs. Loyola,

N.O., 1948; Tom LeGros vs. Pensacola NAS, 1949

Season: 148 by Damon Pollard, 1990

Career: 381.2 by Darrell Lindsey, 1985-88

Strikeouts

Game: 19 by Fred Waters vs. Loyola, N.O., 1948

Season: 152 by Damon Pollard, 1990

Career: 374 by Darrell Lindsey, 1985-88

Walks

Season: 114 by Damon Pollard, 1989

Career: 223 by Darrell Lindsey, 1985-88



Team Game Records

Batting

Hits

28 vs. Southeastern Louisiana (April 24, 2002)

Runs

25 vs. Saint Louis (March 20, 1999)

Doubles

10 vs. Cincinnati (March 23, 2002); vs. Southeastern La. (April 24, 2002)

Triples

4 vs. Louisville (April 9, 1994)

RBI

24 vs. Louisville (April 9, 1994)

Walks

14 vs. Cincinnati (March 26, 2005)

Strikeouts

19 vs. Ole Miss (April 11, 1990)

Hit By Pitch

6 vs. Ole Miss (April 2, 1997); UL-Monroe (April 18, 2007)

Total Bases

49 vs. Louisville (April 9, 1994)


Stolen Bases

10 vs. Charlotte (April 23, 1993)

Home Runs

9 vs. Saint Louis (April 11, 2004)

Brad Willcutt



Pitching

Innings Pitched

15 vs. Nicholls State (March 19, 1983)

15 vs. Louisiana-Monroe (May 3, 2005)

Strikeouts

19 vs. Loyola, New Orleans (May 11, 1948)

Hits Allowed

0 vs. Eastern Illinois (March 13, 2004); Alabama State (February 12, 1995); North Park (March 29, 1976); William Carey (April 6, 1972); Arkansas (April 14, 1966); Northern Illinois (March 25, 1954)

Wild Pitches

5 Many times, most recent vs. Rice (March 25, 2007)

Hit Batters

4 Many times, most recent vs. Southeastern Louisiana (March 13, 2007)

Fielding

Putouts

45 vs. Nicholls State (March 19, 1983)

45 vs. Louisiana-Monroe (May 3, 2005)

Assists

30 vs. Louisiana-Monroe (May 3, 2005)


Passed Balls

3 vs. South Carolina (March 17, 1991)

Double Plays Turned

4 Many times, most recent vs. UAB (May 23, 2007)

Tommy Davis



Austin Tubb





Top Season Performances

Hitting

Games Played

1.	68	Tommy Sims, 1985
	68	Ive Burnett, 1985
	68	Mike Glassman, 1985
4.	67	Darrin Nixon, 1985
	67	Kevin Young, 1990
6.	66	Juan Vasquez, 1985
	66	Brian Kozlowski, 1985
	66	Todd Nace, 1991
	66	Bill Selby, 1991
	66	Doug Benefiel, 1991
	66	Chad Hebert, 1991

Batting Average (At Bats)

(Min. 75 at Bats)

1.	.453	Wilson Plunkett, 1974 (79)
2.	.409	Tommy Davis, 1994 (252)
3.	.408	Michael Artman, 1999 (260)
4.	.405	Wilson Plunkett, 1973 (405)
	.405	Jarrett Hoffpauir, 2004 (269)
6.	.402	Jeremy Schied, 1997 (164)
7.	.394	Clint King, 2003 (234)
8.	.392	Todd Nace, 1991 (268)
9.	.387	Bill Selby, 1992 (222)
	.387	Cliff Wren, 1998 (217)

At Bats

1.	279	Scotty Jurich, 1991
2.	275	Matt Shepherd, 2004
3.	269	Jarrett Hoffpauir, 2004
4.	268	Todd Nace, 1991
5.	265	Marc Maddox, 2004
6.	263	Trey Sutton, 2005
7.	260	Jason Lowery, 2005
	260	Michael Artman, 1999
9.	259	Toddric Johnson, 2006
10.	258	Bill Selby, 1991

Hits

1.	109	Jarrett Hoffpauir, 2004
2.	106	Michael Artman, 1999
3.	105	Todd Nace, 1991
4.	104	Matt Shepherd, 2004
5.	103	Tommy Davis, 1994
6.	100	Clint King, 2003
7.	96	Kevin Young, 1990
8.	95	Jeff Cook, 2003
9.	94	Toddric Johnson, 2006
10.	93	Jason Lowery, 2005
	93	Shane Pullen, 1994

Runs

1.	81	Tommy Davis, 1994
2.	75	Brady Mills, 1998
3.	74	Marc Maddox, 2005
	74	Michael Artman, 1999
	74	Matt Shepherd, 2004
6.	71	Scotty Jurich, 1989
	71	Jeff Cook, 2003
8.	70	Shane Pullen, 1994
9.	69	Trey Sutton, 2007
		Trey Sutton, 2005
	69	Scotty Jurich, 1991

Singles

1.	82	Michael Artman, 1999
2.	75	Todd Nace, 1991
3.	70	Toddric Johnson, 2006
	70	Trey Sutton, 2006
	70	Todd Nace, 1990
6.	69	Jarrett Hoffpauir, 2004
	69	Matt Shepherd, 2004
8.	67	Jason Lowery, 2005
	67	Eric Eckstein, 1995
	67	Derek Reams, 1995

Doubles

1.	31	Bill Selby, 1991
2.	27	Kevin Young, 1990
	27	Jarrett Hoffpauir, 2004
	27	Matt Shepherd, 2004
5.	25	Jeremy Schied, 1998
6.	24	Bill Selby, 1992
7.	23	Tommy Davis, 1994
	23	Shane Pullen, 1994
	23	Darren Welch, 2000
	23	Clint King, 2003

Triples

1.	7	Kyle Logan, 1994
2.	6	Matt Shepherd, 2004
3.	5	Gary Cannizarro, 1975
	5	Ricky Sutherland, 1976
	5	Dean Higdon, 1978
	5	Scotty Jurich, 1989
	5	Chad Hebert, 1992
	5	Jason Lowery, 2004

Home Runs

1.	23	Jeff Cook, 2003
	23	Clint King, 2003
	23	Fred Cooley, 1989
	23	Bill Selby, 1992
5.	22	Tommy Sims, 1985
	22	Greg Conner, 1986
	22	Ryan Frith, 2004
8.	20	Sedgewick McCollum, 1988
9.	19	Tommy Davis, 1994



10.	18	Marc Maddox, 2006
	18	Doug Cronk, 1988
	18	Braxton Whitehead, 1997
	18	Dusty Haley, 2000

Runs Batted In

1.	92	Jarrett Hoffpauir, 2004
2.	86	Fred Cooley, 1989
3.	82	Brad Willcutt, 2005
	82	Tommy Davis, 1994
5.	81	Jeremy Schied, 1998
6.	77	Clint King, 2003
7.	76	Jeff Cook, 2003
8.	75	Kevin Young, 1990
9.	73	Greg Conner, 1986
10.	70	Marc Maddox, 2006
	70	Fred Cooley, 1988

Slugging Percentage

1.	1.000	Wilson Plunkett, 1974
2.	.824	Bill Selby, 1992
3.	.772	Clint King, 2003
4.	.750	Tommy Davis, 1994
5.	.728	Jeff Cook, 2003
6.	.702	Greg Conner, 1986
7.	.690	Fred Cooley, 1989
8.	.687	Cliff Wren, 1998
9.	.671	Doug Crook, 1988
10.	.668	Jeremy Schied, 1998

Total Bases

1.	196	Clint King, 2003
2.	189	Tommy Davis, 1994
3.	185	Jeff Cook, 2003
4.	183	Bill Selby, 1992
5.	173	Jarrett Hoffpauir, 2004
6.	168	Kevin Young, 1990
7.	166	Ryan Frith, 2004
8.	165	Fred Cooley, 1989
9.	161	Jeremy Schied, 1998
10.	158	Greg Conner, 1986

Stolen Bases

1.	42	Scooter Love, 1988
2.	41	Ive Burnett, 1984
3.	32	Chris Hesse, 1996
4.	29	Mike Jacobs, 1985

	29	Eric Estes, 1992
6.	27	Ive Burnett, 1985
7.	26	Scotty Jurich, 1989
	26	Scotty Jurich, 1991
	26	Brady Mills, 1998
10.	22	Greg Conner, 1986
	22	John Migliore, 1987
	22	Scooter Love, 1987
	22	Andy Woodard, 1993

Base on Balls

1.	57	Doug Cronk, 1988
2.	55	Juan Vasquez, 1985
3.	48	Darrin Nixon, 1985
4.	46	Andy Woodard, 1991
5.	45	Eric Eckstein, 1994
6.	44	Andy Woodard, 1993
7.	43	Scotty Bonds, 1989
	43	Derek Reams, 1996
9.	42	Marc Maddox, 2005
	42	Bill Selby, 1992

Strikeouts

1.	73	Ryan Frith, 2004
2.	70	Sedgewick McCollum, 1989
3.	68	Kevin Bentley, 1995
4.	64	Derek Reams, 1994
5.	63	Tommy Sims, 1985
6.	62	Tommy Davis, 1993
7.	59	Derek Reams, 1995
8.	57	Mike Glassman, 1985
	57	Chris Hesse, 1996
10.	55	Sedgewick McCollum, 1988
	55	Brent Moser, 1995

Hit by Pitch

1.	21	Kevin Coker, 2006
2.	19	Griff Israel, 2002
3.	16	Trey Cuevas, 2007
	16	Allen Wittingham, 2002
5.	14	Trey Sutton, 2005
	14	Chris Hesse, 1997
	14	Michael Artman, 1999
	14	Michael Artman, 2001
9.	13	Toddric Johnson, 2006
	13	Chris Matesich, 2005
	13	Kevin Young, 1990



Top Season Performances

Pitching

Appearances

1.	41	Marc Kubicki, 1991
2.	39	Tyler Kee, 1999
3.	34	Tony Phillips, 1991
4.	33	Danny Stout, 2000
5.	32	Austin Tubb, 2004
6.	31	Tyler Conn, 2007
	31	Daniel Best, 2006
	31	Tyler Kee, 1997, 1998
9.	30	Daniel Best, 2005
	30	Austin Tubb, 2003

Starts

1.	21	Damon Pollard, 1990
2.	18	John Gilligan, 1990
3.	17	Anthony DeWitt, 2004
	17	Mark Carson, 1991
	17	Chuck Shive, 1989
	17	Kent Willis, 1986
7.	16	Ryan Belanger, 2007
	16	Barry Bowden, 2007
	16	David Clark, 2007
	16	Cliff Russum, 2006
	16	Stephen Castleman, 2003
	16	Heath Cantrelle, 1997
	16	Eric Adams, 1997
	16	Jeremy Williamson, 1995
	16	Brett Legrow, 1994
	16	David Christenberry, 1992
	16	Frankie McLendon, 1992
	16	Damon Pollard, 1989
	16	Darrell Lindsey, 1987
	16	Darrell Lindsey, 1986

Complete Games

1.	11	Damon Pollard, 1990
	11	Kent Willis, 1986
3.	9	Darrell Lindsey, 1986
4.	8	John Gilligan, 1990
	8	Damon Pollard, 1989
6.	7	Brett Legrow, 1994
	7	Jeff Pickich, 1992
	7	Frankie McLendon, 1990
	7	Darrell Lindsey, 1987
	7	Ray Guy, 1972

Wins

1.	13	Damon Pollard, 1990
2.	11	Mark Carson, 1991
	11	John Gilligan, 1990
4.	10	Anthony DeWitt, 2004
	10	Shea Douglas, 2002
	10	Bob McCrory, 2001-03
	10	Damon Pollard, 1989
	10	Hugh Laurin Pepper, 1952

9.	9	John Bale, 1996
	9	Brett Legrow, 1994
	9	Jeff Pickich, 1992
	9	Chris Wagner, 1987
	9	Kent Willis, 1986
	9	Darrell Lindsey, 1986

Losses

1.	9	Frankie McLendon, 1992
	9	Darrell Lindsey, 1986
	9	Danny Pourciau, 1985
	9	Jody Ortego, 1983
5.	8	Josh Walker, 1998
	8	John Bale, 1996
	8	Pat Rapp, 1989
	8	Mike Magee, 1983
9.	7	Darrell Lindsey, 1986
	7	Kent Willis, 1986
	7	Mike Magee, 1983
	7	Steve Knight, 1978
	7	Ray Guy, 1970

Decisions

1.	18	Damon Pollard, 1990
2.	17	John Bale, 1996
	17	Darrell Lindsey, 1987
4.	16	Damon Pollard, 1990
	16	Darrell Lindsey, 1986
	16	Kent Willis, 1986
7.	15	Frankie McLendon, 1992
	15	David Christenberry, 1991
	15	Pat Rapp, 1990
10.	14	Cliff Russum, 2006
	14	John Gilligan, 1988
	14	Mark Carson, 1991

Winnings Pitched

1.	148.1	Damon Pollard, 1990
2.	140.1	Kent Willis, 1986
3.	138.0	Damon Pollard, 1989
4.	133.2	John Gilligan, 1990
5.	130.2	Frankie McLendon, 1992
6.	122.2	Tony Phillips, 1991
7.	118.2	Chuck Shive, 1989
8.	117.2	Brett Legrow, 1994
9.	117.1	Jeff Pickich, 1993
10.	114.0	Chad Rogers, 2000

Shutouts

1.	3	Shea Douglas, 2002
	3	Damon Pollard, 1990
	3	Rich Corsetto, 1971
	3	Whitey Wilson, 1964
5.	2	David Clark, 2007
	2	Cliff Russum, 2003
	2	Bob McCrory, 2003
	2	Brett Legrow, 1994
	2	John Gilligan, 1989
	2	Damon Pollard, 1989
	2	Danny Pourciau, 1985
	2	Buddy Davenport, 1973
	2	Bobby Muhs, 1971
	2	Rich Corsetto, 1970
	2	Steve Campbell, 1968

Base on Balls

1.	114	Damon Pollard, 1989
2.	90	Damon Pollard, 1990
3.	64	Darrell Lindsey, 1986
4.	63	Darrell Lindsey, 1987
5.	62	Kent Willis, 1986

6.	61	Gregg Kennedy, 1993
7.	56	David Christenberry, 1992
8.	54	Frankie McLendon, 1992
	54	Pat Rapp, 1989
	54	Chuck Shive, 1989

Saves

1.	13	Daniel Best, 2006
	13	Tony Phillips, 1991
3.	11	Daniel Best, 2005
4.	10	Austin Tubb, 2004
	10	Austin Tubb, 2003
	10	Tyler Kee, 1999
7.	9	Marc Kubicki, 1991
8.	8	Patrick Ezell, 2007
9.	7	Cliff Jordan, 1985
10.	6	Anthony Rawson, 2001

Strikeouts

1.	152	Damon Pollard, 1990
2.	150	Damon Pollard, 1989
3.	140	Kent Willis, 1986
4.	129	Gregg Kennedy, 1993
5.	121	Darrell Lindsey, 1986
6.	117	Chuck Shive, 1989
	117	Frankie McLendon, 1992
8.	114	Darrell Lindsey, 1988
9.	111	John Gilligan, 1987
10.	110	Marc Kubicki, 1991

Winning Percentages

1.	1.000	Austin Tubb, 2004
	1.000	Danny Shupe, 1999
3.	.900	Chris Wagner, 1987
4.	.889	Chuck Shive, 1988
5.	.875	Brett Legrow, 1993
6.	.857	Rich Corsetto, 1970
	.857	Danny Shupe, 1998
8.	.800	Bill Cornish, 1994
	.800	Anthony DeWitt, 2003
10.	.786	Mark Carson, 1991
	.786	John Gilligan, 1990

Earned Run Average


1.	0.46	Daniel Best, 2005
2.	0.93	Austin Tubb, 2004
3.	0.97	Rich Corsetto, 1970
4.	1.39	Steve Campbell, 1968
5.	1.98	Tony Phillips, 1991
6.	2.16	Ray Guy, 1971
7.	2.17	Heath Cantrelle, 1995
8.	2.22	Daniel Best, 2006
9.	2.33	Brandon Parker, 1995
10.	2.35	Ed Assaf, 1968



Damon Pollard



Top Career Performances



Jarrett Hoffpauir

Hitting

Games Played

1.	244	Marc Maddox, 2003-06
2.	243	Brad Willcutt, 2002-05
3.	239	Chad Hebert, 1989-92
4.	235	Jared Martin, 1994-97
	235	Doug Benefiel, 1989-92
6.	232	Kyle Logan, 1994-97
7.	229	Kenny Graves, 1986-89
8.	226	Larry Wesson, 1990-93
9.	225	Jeff Cook, 2001-03
10.	224	Jason Lowery, 2002-05

Batting Average

1.	.399	Wilson Plunkett, 1972-74 (248)
2.	.380	Jeremy Schied, 1997-98 (405)
3.	.379	Kevin Young, 1990 (253)
4.	.373	Clint King, 2002-03 (348)
5.	.368	Todd Nace, 1989-91 (737)
6.	.364	Tommy Davis, 1992-94 (740)
7.	.363	Trey Sutton, 2006-07 (792)
	.363	Scott Cheek, 1998-99 (234)
	.363	Bill Selby, 1991-92 (480)
10.	.361	Cliff Wren, 1996-98 (651)
	.361	Michael Artman, 1999-01 (476)

At Bats

1.	942	Brad Willcutt, 2002-05
2.	902	Kyle Logan, 1994-97
3.	895	Marc Maddox, 2006
4.	869	Jeremy Albritton, 1996-99
	869	Jeff Cook, 2000-03
6.	840	Doug Benefiel, 1989-92
7.	815	Jason Lowery, 2002-05
8.	813	Jared Martin, 1994-97
9.	784	Chad Hebert, 1989-92
10.	770	Kenny Graves, 1986-89

Hits

1.	296	Marc Maddox, 2003-06
2.	292	Jeff Cook, 2000-03
3.	290	Brad Willcutt, 2002-05
4.	270	Todd Nace, 1989-91
5.	269	Trey Sutton, 2005-07
	269	Tommy Davis, 1992-94
7.	262	Jason Lowery, 2002-05
8.	260	Doug Benefiel, 1989-92
9.	258	Jeremy Albritton, 1996-99
10.	250	Kyle Logan, 1994-97
	250	Scotty Jurich, 1989-91

Runs

1.	228	Marc Maddox, 2003-06
2.	203	Brad Willcutt, 2002-05
3.	200	Jeff Cook, 2000-03
4.	188	Trey Sutton, 2005-07

	188	Scotty Jurich, 1989-91
6.	172	Tommy Davis, 1992-94
7.	169	Derek Reams, 1994-96
8.	167	Marc Maddox, 2003-05
	167	Kyle Logan, 1994-97
10.	165	Ive Burnett, 1983-86

Singles

1.	217	Larry Wesson, 1990-93
2.	203	Todd Nace, 1989-91
3.	195	Trey Sutton, 2005-07
4.	193	Marc Maddox, 2003-06
5.	186	Jeff Cook, 2000-03
	186	Doug Benefiel, 1989-92
7.	179	Scotty Jurich, 1989-91
8.	172	Jared Martin, 1994-97
9.	171	Brad Willcutt, 2002-05
10.	161	Jarrett Hoffpauir, 2002-04

Doubles

1.	72	Brad Willcutt, 2002-05
2.	58	Tommy Davis, 1992-94
3.	57	Jarrett Hoffpauir, 2002-04
	57	Kyle Logan, 1994-97
5.	55	Bill Selby, 1991-92
	55	Andy Woodard, 1990-93
7.	54	Jeremy Albritton, 1996-99
8.	51	Darren Welch, 1999-01
	51	Todd Nace, 1989-91
10.	49	Jeff Cook, 2000-03

Triples

1.	13	Chad Hebert, 1989-92
2.	11	Matt Shepherd, 2002-04
3.	10	Kyle Logan, 1994-97
	10	Tommy Davis, 1992-94
	10	Sylvester Love, 1986-88
6.	9	Trey Sutton, 2005-07
	9	Jeff Eure, 1979-82
	9	Dean Higdon, 1977-79
9.	8	Scotty Jurich, 1989-91
	8	Ive Burnett, 1983-84
	8	Greg Bryant, 1983-84

Home Runs

1.	53	Marc Maddox, 2003-06
2.	50	Jeff Cook, 2000-03
3.	46	Brad Willcutt, 2002-05
4.	45	Fred Cooley, 1987-89
5.	43	Tommy Davis, 1992-94
6.	42	Dusty Haley, 1997-01
7.	39	Derek Reams, 1994-96
8.	38	Doug Cronk, 1986-88
9.	36	Kyle Logan, 1994-97
10.	35	Andy Woodard, 1990-93

Runs Batted In

1.	236	Brad Willcutt, 2002-05
2.	212	Marc Maddox, 2003-06
3.	204	Tommy Davis, 1992-94
4.	201	Jeff Cook, 2000-03

5.	191	Fred Cooley, 1987-89
6.	178	Kyle Logan, 1994-97
7.	177	Jarrett Hoffpauir, 2002-04
8.	170	Jeremy Albritton, 1996-99
9.	167	Doug Cronk, 1986-88
10.	161	Dusty Haley, 1997-01

Slugging Percentages

1.	.738	Wilson Plunkett, 1972-74
2.	.665	Braxton Whitehead, 1997
3.	.664	Kevin Young, 1990
4.	.663	Bill Selby, 1991-92
5.	.643	Tommy Davis, 1992-94
6.	.642	Jeremy Schied, 1997-98
7.	.599	Cliff Wren, 1996-98
8.	.598	Fred Cooley, 1987-89
9.	.581	Jeff Cook, 2000-03
10.	.574	Marc Maddox, 2003-06

Total Bases

1.	514	Marc Maddox, 2003-06
2.	505	Jeff Cook, 2000-03
3.	501	Brad Willcutt, 2002-05
4.	476	Tommy Davis, 1992-94
5.	441	Kyle Logan, 1994-97
6.	419	Jeremy Albritton, 1996-99
7.	407	Fred Cooley, 1987-89
8.	390	Cliff Wren, 1996-98
9.	387	Doug Benefiel, 1989-92
10.	385	Andy Woodard, 1990-93

Stolen Bases

1.	85	Ive Burnett, 1983-86
2.	75	Sylvester Love, 1986-88
3.	66	Scotty Jurich, 1989-91
4.	50	Mike Jacobs, 1984-86
5.	49	Chris Hesse, 1996-97
6.	47	Kyle Logan, 1994-97
	47	Brent Covington, 1989-92
8.	39	Jared Martin, 1994-97
	39	Doug Benefiel, 1989-92
10.	38	Brady Mills, 1997-98

Base on Balls

1.	139	Brad Willcutt, 2002-05
2.	133	Andy Woodard, 1990-93
3.	124	Derek Reams, 1994-96
4.	120	Marc Maddox, 2003-06
	120	Ive Burnett, 1983-86
6.	103	Doug Benefiel, 1989-92
7.	102	Dusty Haley, 1997-01
	102	Dusty Haley, 1997-01
	102	Brad Willcutt, 2002-04
10.	101	Jared Martin, 1994-97
	101	Doug Cronk, 1986-88



Top Career Performances

Strikeouts

1.	182	Andy Woodard, 1990-93
2.	174	Doug Benefiel, 1989-92
3.	171	Derek Reams, 1994-96
4.	163	Marc Maddox, 2003-06
5.	158	Dusty Haley, 1997-01
6.	151	Jody Blount, 2004-07
	154	Tommy Davis, 1992-94
8.	147	Kyle Logan, 1994-97
	147	Brent Covington, 1989-92
10.	145	Todd Nace, 1989-91
	145	Jeff Cook, 2000-03

Pitching

Appearances

1.	105	Tyler Kee, 1995-99
2.	95	Daniel Best, 2003-06
3.	90	Heath Cantrelle, 1994-97
4.	78	Patrick Ezell, 2004-07
5.	73	Frankie McLendon, 1988-92
6.	72	John Nicholas, 2002-05
7.	71	Darrell Lindsey, 1985-88
8.	68	Reggie Wheat, 1994-96
9.	66	Stacy Cameron, 1987-90
10.	65	Cliff Russum, 2002-06
	65	Jason Fortenberry, 1995-98

Starts

1.	55	Darrell Lindsey, 1985-88
2.	43	Shea Douglas, 2000-02
3.	42	Cliff Russum, 2002-06
4.	40	Barry Bowden, 2005-07
5.	37	Jeff Pickich, 1991-37
	37	Damon Pollard, 1989-90
7.	36	Chuck Shive, 1987-89
	36	Anthony DeWitt, 2001-04
9.	35	Frankie McLendon, 1988-92
	35	Charlie Rogers, 1999-01

Complete Games

1.	23	Darrell Lindsey, 1985-88
2.	19	Damon Pollard, 1989-90
3.	18	Ray Guy, 1970-72
4.	17	Tom LeGros, 1949-52
5.	15	Frankie McLendon, 1988-92
6.	14	Jeff Pickich, 1991-93
7.	13	Bobby Muhs, 1970-73
	13	Buddy Davenport, 1971-73
9.	11	John Gilligan, 1989-90
	11	Kent Willis, 1986
	11	Rich Corsetto, 1970-71

Wins

1.	29	Darrell Lindsey, 1985-88
2.	23	Cliff Russum, 2002-06
	23	Damon Pollard, 1989-90

4.	22	Shea Douglas, 2000-02
5.	19	Anthony DeWitt, 2001-04
	19	Heath Cantrelle, 1994-97
	19	Jeff Pickich, 1991-93
8.	18	Mark Carson, 1990-91
	18	Chuck Shive, 1987-89
10.	17	Patrick Ezell, 2004-07
	17	Bob McCrory, 2001-03

Losses

1.	24	Darrell Lindsey, 1985-88
2.	20	Frankie McLendon, 1988-92
3.	19	Mike Magee, 1983-86
4.	17	Cliff Russum, 2002-06
5.	16	Ray Guy, 1970-72
6.	15	Dan Pourciau, 1985-86
7.	14	Charlie Rogers, 1999-02
	14	Pat Rapp, 1988-89
9.	13	Reggie Wheat, 1993-96
	13	Doug Munn, 1974-77

Decisions

1.	53	Darrell Lindsey, 1985-88
2.	43	Bob McCrory, 2001-03
3.	40	Cliff Russum, 2002-06
4.	34	Shea Douglas, 2000-02
	34	Damon Pollard, 1989-90
	34	Frankie McLendon, 1988-92
7.	31	Anthony DeWitt, 2001-04
	31	Heath Cantrelle, 1994-97
	31	Jeff Pickich, 1991-93
10.	30	Charlie Rogers, 1999-02

Innings Pitched

1.	381.2	Darrell Lindsey, 1985-88
----	-------	--------------------------

2.	312.0	Frankie McLendon, 1988-92
3.	289.1	Cliff Russum, 2002-06
4.	286.1	Damon Pollard, 1989-90
5.	273.0	Shea Douglas, 2000-02
6.	270.0	Jeff Pickich, 1991-93
7.	260.2	Chuck Shive, 1987-89
8.	250.0	Patrick Ezell, 2004-07
9.	247.1	Charlie Rogers, 1999-02
10.	245.7	Anthony DeWitt, 2001-04

Shutouts

1.	5	Rich Corsetto, 1970-71
2.	5	Damon Pollard, 1989-90
3.	4	Cliff Russum, 2002-06
	4	Buddy Davenport, 1971-72
5.	3	Cliff Russum, 2002-04
	3	Shea Douglas, 2000-02
	3	John Gilligan, 1989-90
	3	Bobby Muhs, 1970-73
	3	Ray Guy, 1970-72
10.	2	David Clark, 2006-07
	2	Brett Legrow, 1992-94
	2	Dan Pourciau, 1985-86
	2	Mark Erickson, 1977-80
	2	Steve Knight, 1976-78
	2	Randy Jamison, 1975-78
	2	Rod Herring, 1975-76
	2	Rick Mauldin, 1974-75

Walks

1.	223	Darrell Lindsey, 1985-88
2.	204	Damon Pollard, 1989-90
3.	132	Charlie Rogers, 1999-02
4.	131	Cliff Russum, 2002-06
5.	128	Frankie McLendon, 1988-92

6.	126	Chuck Shive, 1987-89
7.	121	Heath Cantrelle, 1994-97
	121	Jeff Pickich, 1991-93
9.	116	Shea Douglas, 2000-02
10.	115	Randy Jamison, 1975-78
	115	Mike Magee, 1983-86

Saves

1.	25	Daniel Best, 2002-06
2.	20	Austin Tubb, 2003-04
3.	17	Tyler Kee, 1996-99
4.	14	Mark Kubicki, 1990-91
5.	13	Tony Phillips, 1991
6.	12	Daniel Best, 2003-05
7.	10	Brandon Parker, 1995-97
8.	7	Jeff Rymer, 1982-84
	7	Cliff Jordan, 1984
10.	6	Fred Cooley, 1987-89
	6	Frankie McLendon, 1988-92
	6	Anthony Rawson, 1999-01

Strikeouts


1.	374	Darrell Lindsey, 1985-88
2.	302	Damon Pollard, 1987-90
3.	285	Shea Douglas, 2000-02
4.	267	Frankie McLendon, 1988-92
5.	266	Ray Guy, 1970-72
6.	232	Cliff Russum, 2002-06
7.	231	Chuck Shive, 1987-89
8.	226	Jeff Pickich, 1991-93
9.	218	Reggie Wheat, 1993-96
10.	213	Heath Cantrelle, 1994-97
	213	Brandon Parker, 1995-97

Winning Percentage

1.	.923	Danny Shupe, 1996-99
2.	.791	Bob McCrory, 2001-03
3.	.762	Brett Legrow, 1993-94
4.	.750	Daniel Best 2003-06
	.750	Mark Carson, 1990-91
6.	.733	Rich Corsetto, 1970-71
7.	.727	John Gilligan, 1989-90
8.	.696	Ryan Belanger, 2006-07
9.	.692	Chuck Shive, 1987-89
10.	.684	Chris Wagner, 1986-89

Earned Run Average

1.	1.17	Austin Tubb, 2003-04
2.	1.98	Tony Phillips, 1991
3.	2.08	Rich Corsetto, 1970-71
4.	2.59	Bobby Muhs, 1970-73
5.	2.89	Kent Willis, 1986
6.	2.94	Ray Guy, 1970-72
7.	3.02	Damon Pollard, 1989-90
8.	3.03	Ryan Belanger, 2006-07
9.	3.04	Chad Rogers, 2000
10.	3.10	Buddy Davenport, 1971-73



Frankie McLendon



Team Season Records

Hitting

At Bats

Season: 2,278, 2004

Runs Scored

Season: 506, 2004

Hits

Season: 719, 2004

Doubles

Season: 161, 1994

Triples

Season: 22, 1983

Home Runs

Season: 95, 1997

Runs Batted In

Season: 456, 2004

Batting Average

Season: .323, 1994

Total Bases

Season: 1,166, 2004

Stolen Bases

Season: 128, 1985

Hit By Pitch

Season: 87, 1997

Pitching

Earned Run Average

Season: 1.79, 1970

Innings Pitched

Season: 562.0, 2004

Strikeouts

Season: 524, 1995

Complete Games

Season: 28, 1990

Shutouts

Season: 6, 1971, 1989, 1991, 2007

Fielding

Putouts

Season: 1,728, 1990

Assists

Season: 780, 1999

Chances


Season: 2,589, 1991

Double Plays


Season: 80, 1999

Fielding Percentage


Season: .973, 2007



Daniel Best



Brandon Parker




Darrell Lindsey



Year-by-Year Summary

YEAR	WIN	LOSS	TIE	PCT.	COACH
1913	1	3	0	25.0	Herring
1914	1	0	0	100.0	Slay
1915	0	1	0	0.0	Slay
1916	1	1	0	50.0	Slay
1917-1918	DID NOT PLAY				
1919	2	3	0	40.0	Slay
1920	8	2	0	80.0	Austin
1921	5	1	1	78.6	Austin
1922	11	7	1	60.5	Austin
1923	9	2	1	79.2	Austin
1924	0	3	0	0.0	Austin
1925	4	2	0	66.7	Bobo
1926	5	2	1	68.8	Bobo
1927	4	4	0	50.0	Bobo
1928	6	2	0	75.0	Bobo
1929	1	9	0	10.0	Saunders
1930	2	11	0	15.4	Saunders
1931-1933	DID NOT PLAY				
1934	3	9	0	25.0	Hubert
1935	0	3	0	0.0	Hubert
1936-1946	DID NOT PLAY				
1947	9	4	0	69.2	Green
1948	11	11	0	50.0	Vann
1949	10	10	0	50.0	Vann
1950	5	6	0	45.5	Stuart
1951	7	6	1	53.6	Stuart
1952	6	5	0	54.5	Stuart
1953	9	1	0	90.0	Stuart
1954	10	2	0	83.3	Stuart
1955	7	4	0	63.6	Stuart
1956	7	8	1	46.9	Stuart
1957	4	8	0	33.3	Stuart
1958	7	7	0	50.0	Stuart
1959	10	5	0	66.7	Taylor
1960	14	3	0	82.4	Taylor
1961	12	7	0	63.2	Taylor
1962	8	7	1	53.1	Taylor
1963	10	12	1	45.7	Taylor
1964	15	5	0	75.0	Taylor
1965	15	4	0	78.9	Taylor
1966	9	11	0	45.0	Taylor
1967	9	13	0	40.9	Taylor
1968	8	12	0	40.0	Taylor
1969	3	13	0	18.8	Taylor
1970	10	13	0	43.5	Taylor
1971	17	10	0	63.0	Taylor
1972	12	16	0	42.9	Taylor
1973	12	12	0	50.0	Taylor
1974	16	12	0	57.1	Taylor
1975	15	16	0	48.4	Taylor
1976	20	21	0	48.8	Taylor
1977	17	16	0	51.5	Taylor
1978	15	24	0	38.5	Taylor
1979	13	21	0	38.2	Taylor
1980	17	13	0	56.7	Taylor
1981	23	26	0	46.9	Taylor

YEAR	WIN	LOSS	TIE	PCT.	COACH
1982	9	24	0	27.3	Taylor
1983	11	33	0	25.0	Taylor
1984	13	36	2	27.5	Denson
1985	28	41	0	40.6	Denson
1986	31	30	0	50.8	Denson
1987	37	25	0	59.7	Denson
1988	36	26	0	58.1	Denson
1989	36	26	0	58.1	Denson
1990	42	25	0	62.7	Denson
1991	42	24	0	63.6	Denson
1992	31	28	0	52.5	Denson
1993	33	26	0	55.9	Denson
1994	37	24	0	60.7	Denson
1995	36	24	0	60.0	Denson
1996	32	28	0	53.3	Denson
1997	34	23	0	59.6	Denson
1998	30	28	0	51.7	Palmer
1999	40	23	0	63.5	Palmer
2000	32	26	0	55.1	Palmer
2001	27	32	0	45.8	Palmer
2002	36	22	0	62.1	Palmer
2003	47	16	0	74.6	Palmer
2004	45	19	0	70.3	Palmer
2005	41	21	0	66.1	Palmer
2006	39	23	0	62.9	Palmer
2007	39	23	0	62.9	Palmer
TOTALS	1,319	1,105	10	54.4	



Derek Reams



Year-by-Year Leaders

At Bats

1947	John LeGros	32
1948	Bubba Phillips	96
1949	Muss Freeman	55
	Hop Stevens	55
	Reese Snell	55
1950	Tom Bishop	38
1951	David Melton	41
1952	Bill Allgood	51
1953	Sam Miley	40
1954	Nick Revon	47
1955	Micky Harrington	36
1956	Tick Scott	57
1957	Ken Fischer	44
1958	William Coats	59
1959	Tom Ryan	48
1960	Richard Moziejko	66
1961	Jim Green	59
1962	Jim Green	59
1963	Billy Lott	72
1964	Billy Devrow	86
1965	Billy Devrow	81
1966	Gary Hannan	75
1967	Frank Baker	89
1968	Rod Windham	79
1969	Tony Chance	68
1970	Joel Williams	92
1971	Eddie Chanove	96
1972	Perry Bracey	100
1973	Perry Bracey	85
1974	Gary Cannizaro	107
1975	Billy Breene	107
1976	Ricky Sutherland	144
1977	Terry Lovdahl	101
1978	Johnny Kenna	120
1979	Terry Lovdahl	113
1980	Jimmy Addison	100
1981	Doug Pearson	169
1982	Doug Pearson	100
1983	Greg Bryant	141
1984	Greg Bryant	178
1985	Ive Burnett	229
1986	Greg Conner	225
1987	Doug Cronk	217
1988	Fred Cooley	244
1989	Scotty Jurich	257
1990	Kevin Young	252
1991	Scotty Jurich	279
1992	Tommy Davis	243
1993	Tommy Davis	245
1994	Shane Pullen	256
1995	Eric Eckstein	240
1996	Chris Hesse	232
1997	Kyle Logan	222
1998	Jeremy Schied	241
1999	Michael Artman	260
2000	Josh Hoffpauir	243
2001	Jeff Cook	245
2002	Jeff Cook	245
	Carlos Velasquez	245



2003	Jeff Cook	254
	Clint King	254
2004	Matt Shepherd	275
2005	Trey Sutton	253
2006	Toddrick Johnson	259
2007	Brian Dozier	248

Batting Average

1947	John LeGros	.438
1948	Fred Waters	.391
1949	Cliff Coggin	.421
1950	Tom Bishop	.342
1951	Tom Bishop	.435
1952	Micky Harrington	.378
1953	Micky Harrington	.333
	Nick Revon	.333
1954	Jim Davenport	.439
1955	Tick Scott	.455
1956	Steve Mitchell	.375
1957	Bob Longordo	.320
1958	Tommy Morrow	.405
1959	Tommy Morrow	.419
1960	Don Fuell	.375
1961	Charles Dedwylder	.358
1962	John Greschuk	.480
1963	Teno Henderson	.348
1964	Joe Lott	.386
1965	Doug Satcher	.348
1966	George Sumrall	.324
	Joe Lott	.324
1967	Rod Windham	.308
1968	Joel Williams	.296
1969	Fred Beckler	.308
1970	John Vitrano	.273
1971	Tommy Monroe	.337
1972	Wilson Plunkett	.337
1973	Wilson Plunkett	.405
1974	Wilson Plunkett	.453

1975	Ricky Sutherland	.320
1976	Gary Cannizaro	.344
1977	Lyle Foret	.333
1978	Doug Taylor	.289
1979	Jimmy Addison	.296
1980	Tom Rigby	.423
1981	Doug Pearson	.379
1982	David Deaton	.325
1983	Reed Allison	.364
1984	Greg Bryant	.326
1985	Juan Vasquez	.316
1986	Greg Conner	.328
1987	Doug Cronk	.318
1988	Fred Cooley	.353
1989	Fred Cooley	.352
1990	Kevin Young	.379
1991	Todd Nace	.392
1992	Bill Selby	.387
1993	Tommy Davis	.343
1994	Tommy Davis	.409
1995	Derek Reams	.303
1996	Jeff Davis	.364
1997	Jeremy Schied	.402
1998	Cliff Wren	.387
1999	Michael Artman	.408
2000	Chris Finnegan	.365
	Darren Welch	.365
2001	Jeff Cook	.339
2002	Allen Winningham	.366
2003	Clint King	.394
2004	Jarrett Hoffpauir	.405
2005	Marc Maddox	.359
2006	Trey Sutton	.375
2007	Trey Sutton	.368

Runs Batted In

1947	John LeGros	8
1948	Wayne Jackson	19
1949	Muss Freeman	13
1950	George Kelly	4
1951	Tom LeGros	6
1952	Jim Davenport	11
1953	Micky Harrington	10
1954	Micky Harrington	12
1955	Tick Scott	8
1956	Ken Fisher	11
1957	John Vodicka	9
1958	Red Wells	8
1959	Tommy Morrow	11
1960	Chas Hollingsworth	11
1961	Charles Dedwylder	15
1962	John Greschuk	16
1963	Jim Green	13
1964	Joe Lott	14
1965	Billy Devrow	20
1966	Joe Lott	11
1967	Jackie McCaskill	11
1968	Rod Windham	10
	Tommy Monroe	10
1969	Joel Williams	8

1970	John Vitrano	16
1971	Tommy Monroe	15
	Tony Chance	15
1972	Tommy Monroe	18
1973	Wilson Plunkett	20
1974	Wilson Plunkett	37
1975	Billy Beene	19
1976	Dennis Rosetto	30
1977	David Terry	25
1978	Johnny Kenna	20
1979	Dean Higdon	23
1980	Tom Rigby	20
1981	Doug Pearson	43
1982	Doug Pearson	16
1983	Greg Bryant	30
1984	Greg Bryant	29
	Ben Chancey	29
1985	Tommy Sims	48
1986	Greg Conner	73
1987	Doug Cronk	61
1988	Fred Cooley	70
1989	Fred Cooley	86
1990	Kevin Young	75
1991	Bill Selby	53
1992	Bill Selby	65
1993	Tommy Davis	69
1994	Tommy Davis	82
1995	Brent Moser	55
1996	Cliff Wren	56
1997	Braxton Whitehead	63
1998	Jeremy Schied	81
1999	Dusty Haley	65
2000	Chris Finnegan	58
2001	Jeff Cook	38
2002	Jeff Cook	63
2003	Clint King	77
2004	Jarrett Hoffpauir	92
2005	Brad Willcutt	82
2006	Marc Maddox	70
2007	Michael Ewing	48

Hits

1947	John LeGros	14
1948	Bubba Phillips	36
1949	Eddie Langford	18
1950	Tom Bishop	13
1951	Davis Melton	16
1952	Micky Harrington	17
1953	Sam Miley	13
	Micky Harrington	13
1954	Micky Harrington	18
	Jim Davenport	18
1955	Doug Barfield	11
1956	Steve Mitchell	18
1957	John Vodicka	12
	Steve Mitchell	12
1958	Tommy Morrow	17
1959	Tommy Morrow	18
1960	Don Fuell	24
1961	Charles Dedwylder	19



Year-by-Year Leaders

1962	John Greschuk	24
1963	Teno Henderson	24
1964	Doug Satcher	25
1965	Billy Devrow	26
	Gary Hannan	26
1966	George Sumrall	24
1967	Frank Baker	19
	George Sumrall	19
	Gary Hannan	19
1968	Rod Windham	22
1969	Fred Beckler	16
1970	John Vitrano	21
1971	Tommy Monroe	31
1972	Wilson Plunkett	28
1973	Wilson Plunkett	32
1974	Wilson Plunkett	39
1975	Ricky Sutherland	33
1976	Gary Cannizarro	45
1977	Lyle Foret	32
1978	Johnny Kenna	31
1979	Jimmy Addison	32
1980	Tom Rigby	30
1981	Doug Pearson	64
1982	David Deaton	26
1983	Greg Bryant	48
1984	Greg Bryant	58
1985	Juan Vasquez	67
	Mike Glassman	67
1986	Greg Conner	76
1987	Doug Cronk	69
1988	Fred Cooley	86
1989	Scotty Jurich	89
1990	Kevin Young	96
1991	Todd Nace	105
1992	Bill Selby	86
1993	Tommy Davis	84
1994	Tommy Davis	103
1995	Derek Reams	67
	Eric Eckstein	67
1996	Cliff Wren	77
1997	Jeremy Albritton	87
1998	Jeremy Schied	88
1999	Michael Artman	106
2000	Chris Finnegan	88
2001	Jeff Cook	83
2002	Jeff Cook	82
2003	Clint King	100
2004	Jarrett Hoffpauir	109
2005	Jason Lowery	93
2006	Toddric Johnson	94
2007	Trey Sutton	88

Doubles

1947	Sawyer Sims	2
	Bubba Phillips	2
	Bucky Waters	2
	Red Hodges	2
1948	Danny Maras	5
1949	George Kelly	4
1950	George Kelly	2


1951	David Melton	3
1952	Micky Harrington	3
1953	Hub Waters	4
	Nick Revon	4
1954	Jim Davenport	4
1955	Doug Marfield	4
	Micky Harrington	4
1956	Alvin Endt	3
1957	Doug Barfield	2
1958	Lester McIntyre	3
	Tom Morrow	3
1959	Tom Morrow	5
1960	Richard Moziejko	7
1961	Les McIntyre	7
1962	Jim Crawford	3
	Pete Quave	3
1963	Terry Silva	4
1964	Pete Hays	3
	Doug Satcher	3
	Joe Lott	3
1965	Gary Hannan	5
1966	Gary Hannan	3
1967	John Vitrano	5
1968	Jackie McCaskill	3
	Rod Windham	3
1969	David Abbey	2
1970	John Vitrano	5
1971	Tommy Monroe	9
1972	Tommy Monroe	4
	Wilson Plunkett	4
	Jack Rodriguez	4
	Daryl Lauderdale	4
1973	Wilson Plunkett	9
1974	Daryl Lauderdale	7
1975	Ricky Sutherland	7
1976	Dennis Rosello	17
1977	Dean Higdon	7
1978	Johnny Kenna	7
1979	Terry Lovdahl	9
1980	Tom Rigby	7
1981	Doug Pearson	14
1982	Stan Massengale	5
1983	Greg Bryant	8
1984	Alan Powers	14
1985	Ive Burnett	20
1986	Kenny Graves	15
1987	Doug Cronk	12
	Fred Cooley	12
	Sylvester Love	12
1988	Fred Cooley	14
	Doug Cronk	14
1989	Scotty Jurich	18
1990	Kevin Young	26
1991	Bill Selby	31
1992	Bill Selby	24
1993	Tommy Davis	15
1994	Tommy Davis	24
1995	Eric Eckstein	20
1996	Brent Mozer	17
1997	Kyle Logan	17

1998	Jeremy Schied	25
1999	Darren Welch	17
2000	Darren Welch	23
2001	Jeff Cook	18
2002	Allen Winningham	19
	Clint Stoy	19
2003	Clint King	23
2004	Jarrett Hoffpauir	27
	Matt Shepherd	27
2005	Brad Willcutt	21
2006	Michael Ewing	15
2007	Trey Sutton	18

Triples


1947	Ray Pressley	3
1948	Fred Waters	3
	Danny Maras	3
1949	Eddie Langford	1
	Tom LeGros	1
1950	Tom Bishop	1
1951	David Melton	1
1952	Bill Allgood	1
	Jeep Clark	1
	James Davenport	1
1953	Hub Waters	2
	Micky Harrington	2
1954	H.L. Pepper	1
1955	Five players with	1
1956	Jack Akins	2
	Gary Prather	2
1957	Jerry Vodicka	2
	Bo Dickinson	2
1958	William Coats	1
	Red Wells	1
	Tom Morrow	1
1959	Tom Morrow	4
1960	Wayne Lekick	3
1961	Carl Hollingsworth	4
1962	Jim Green	2
	John Greschek	2
1963	Jim Green	3
1964	Bill Cutillo	3
1965	Billy Devrow	3
	Doug Satcher	3

1966	Billy Devrow	4
1967	Frank Baker	2
	John Vitrano	2
	Rod Windham	2
1968	Rod Windham	3
1969	Rich Corsetto	1
	George Rasco	1
1970	Lionel Fayard	3
1971	David Abbey	3
1972	Sammy Frichter	2
	Eddie Chanove	2
	Wilson Plunkett	2
1973	Daryl Lauderdale	3
1974	Daryl Lauderdale	3
1975	Gary Cannizarro	5
1976	Ricky Sutherland	5
1977	David Terry	3
1978	Dean Higdon	5
1979	Dean Higdon	3
1980	Jimmy Addison	4
1981	Jeff Eure	5
1982	Doug Pearson	2
	Bobby Herring	2
	Jeff Eure	2
1983	Greg Bryant	6
1984	Greg Bryant	2
	Brian Kozlowski	2
	Jeff Hogg	2
1985	Five players with	2
1986	Sylvester Love	4
1987	Sylvester Love	3
	Kevin Karlin	3
	John Migliore	3
1988	Fred Cooley	3
	Sylvester Love	3
1989	Scotty Jurich	5
1990	Kevin Young	3
1991	Doug Benefiel	4
1992	Chad Hebert	5
1993	Tommy Davis	4
	Chris Logan	4
1994	Kyle Logan	7
1995	Kevin Bentley	2
	Jason Cochran	2
1996	Kyle Logan	3
	Jared Martin	3
1997	Jared Martin	2
	Chris Hesse	2
	Braxton Whitehead	2
1998	Cliff Wren	4
	Scott Cheek	4
1999	Eric McMaster	4
2000	DeQuincy Scott	2
	Greg Wooley	2
2001	Jeff Cook	3
	Michael Artman	3
2002	Jarrett Hoffpauir	2
	Griff Israel	2
2003	Matt Shepherd	4
2004	Matt Shepherd	6





Year-by-Year Leaders



Michael Artman

2005	Trey Sutton	4
2006	Bo Davis	5
2007	Trey Sutton	3

Home Runs

1947	John LeGros	3
1948	Wayne Jackson	4
1949	Muss Freeman	1
	Cliff Coggin	1
	George Kelly	1
	Tom LeGros	1
1950	Davis Melton	1
1951	Tom LeGros	1
1952	Jim Davenport	3
1953	Micky Harrington	3
1954	Micky Harrington	3
1955	Ken Fisher	1
	Tick Scott	1
1956	Doug Barfield	1
	Steve Mitchell	1
1957	John Vodicka	2
1958	Les McIntyre	2
1959	Tom Ryan	1
	Hugh McInnis	1
	Leon Aiken	1
	Charles Dedwylder	1
	Tommy Morrow	1
1960	Don Fuell	4
1961	Charles Dedwylder	1
	Chas Hollingsworth	1
1962	Jim Green	3
	John Greschuk	3
1963	John Bretchel	3
1964	Doug Satcher	2
1965	George Sumrall	5
1966	Gary Hannan	2
	Joe Lott	2
1967	Frank Baker	2
	John Vitrano	2
1968	John Vitrano	1
	Tommy Monroe	1

1969	Tommy Monroe	2
1970	John Vitrano	2
1971	Lionel Fayard	3
1972	Tommy Monroe	3
	Wilson Plunkett	3
1973	Wilson Plunkett	3
1974	Wilson Plunkett	13
1975	Billy Beene	5
1976	Jimmy Day	3
1977	David Terry	5
1978	Doug Taylor	1
	Johnny Kenna	1
	Rick Trusty	1
	Kirby Newell	1
	Irvin Rentz	1
1979	Jimmy Addison	6
1980	Ron Baer	4
1981	Curt Washington	4
1982	Doug Pearson	2
1983	Greg Bryant	5
1984	Ben Chancey	7
	Greg Bryant	7
1985	Tommy Sims	22
1986	Greg Conner	22
1987	Doug Cronk	13
1988	Sedgewick McCollum	20
1989	Fred Cooley	23
1990	Kevin Young	13
1991	Doug Benefiel	12
1992	Bill Selby	23
1993	Tommy Davis	16
1994	Tommy Davis	19
1995	Derek Reams	15
1996	Derek Reams	9
	Cliff Wren	9
	Kyle Logan	9
1997	Braxton Whitehead	18
1998	Jeremy Schied	16
1999	Dusty Haley	15
2000	Dusty Haley	18
2001	Dusty Haley	8
2002	Jeff Cook	16
2003	Jeff Cook	23
	Clint King	23
2004	Ryan Frith	22
2005	Brad Willcutt	16
2006	Marc Maddox	18
2007	Trey Cuevas	10

Stolen Bases

1947	Fred Waters	6
1948	Wayne Jackson	6
1951	David Holmes	3
1952	Bill Allgood	2
1953	Nick Revon	2
1954	Nick Revon	1
	Micky Harrington	1
	Sam Miley	1
	Brooks Tisdale	1
1955	Brooks Tisdale	4

1956	Jack May	4
1957	William Coats	3
1958	Leon Akins	1
	Jim Brown	1
1959	William Coats	3
1962	Bill Dickson	1
	Teno Henderson	1
	Jerry Vinson	1
1963	Jim Green	4
1964	Pete Hays	1
	Billy Devrow	1
	Doug Satcher	1
1965	Five players with	1
1966	Billy Devrow	3
	Frank Baker	3
1967	George Sumrall	1
1968	Five players with	1
1970	Joel Williams	2
1971	Eddie Chanove	2
	Lionel Fayard	2
1972	Perry Bracey	1
	Ray Guy	1
	Daryl Lauderdale	1
1973	Wilson Plunkett	2
	Daryl Lauderdale	2
1974	Ricky Sutherland	7
1975	Ricky Sutherland	4
1976	Gary Cannizarro	6
1977	Lyle Foret	7
1978	Donnie Murray	5
	Danny Fulton	5
1979	Scott Hopper	10
1980	Curtis Washington	3
1981	Doug Pearson	8
	Don Bourgeois	8
1982	Doug Pearson	5
1983	Ive Burnett	3
1984	Ive Burnett	41
1985	Mike Jacobs	29
1986	Greg Conner	22
1987	Sylvester Love	22
	John Migliore	22
1988	Sylvester Love	42
1989	Scotty Jurich	26
1990	Kevin Young	17
1991	Scotty Jurich	26
1992	Eric Estes	23
1993	Andy Woodard	21
1994	Tommy Davis	13
1995	Eric Eckstein	17
1996	Chris Hesse	32
1997	Kyle Logan	18
1998	Brady Mills	26
1999	Michael Artman	19
2000	Josh Hoffpauir	18
2001	Michael Artman	8
2002	Carlos Velasquez	21
2003	Jeff Cook	16
2004	Matt Shepherd	7
2005	Marc Maddox	15

2006	Marc Maddox	14
2007	Bo Davis	12
	Trey Sutton	12

Walks

1953	Micky Harrington	10
1954	Micky Harrington	12
1955	Tick Scott	8
1956	Ken Fischer	11
1957	Jerry Vodicka	9
1958	Red Wells	8
1959	Tom Morrow	11
1960	Carl Hollingsworth	11
1974	Wilson Plunkett	33
1975	Gary Cannizarro	16
1976	Gary Cannizarro	26
1977	Phil Atkins	14
1978	Kirby Newell	24
1979	Jimmy Addison	24
1980	Tom Rigby	21
	Ron Baer	21
1981	Jeff Eure	30
1982	Bert Stephens	19
1983	Ive Burnett	20
1984	Ive Burnett	30
1985	Juan Vazquez	55
1986	Ive Burnett	32
1987	Mike Moreland	32
1988	Doug Cronk	57
1989	Scotty Bonds	43
1990	Todd Nace	36
1991	Andy Woodard	48
1992	Bill Selby	43
1993	Andy Woodard	44
1994	Eric Eckstein	46
1995	Derek Reams	40
1996	Derek Reams	43
1997	Cliff Wren	25
1998	Brady Mills	41
1999	Michael Artman	31
2000	Dusty Haley	38
2001	Darren Welch	40
2002	Jarrett Hoffpauir	36
2003	Brad Willcutt	35
2004	Brad Willcutt	41
2005	Marc Maddox	42
2006	Michael Ewing	33
2007	Michael Ewing	44

Pitching Leaders

Appearances

1947	Shelley Phillips	5
	Jack Waters	5
1951	Tom LeGros	7
1961	Earl Ethridge	12
1962	Earl Ethridge	8
1969	Frank Willoz	13
1970	Ray Guy	8
1971	Ray Guy	9
	Rich Corsetto	9



Year-by-Year Leaders

1972	Ray Guy	12
	Bobby Muhs	12
1973	Buddy Davenport	10
	Bobby Muhs	10
1974	Sammy Smith	16
1975	Sammy Smith	11
1976	Sammy Smith	14
1977	Randy Jamison	10
1978	Anthony Iovino	11
1979	Glen Dewease	10
1980	Mark Erickson	11
1981	Steve Combest	14
1982	Dewey Lott	9
	Ken Rice	9
1983	Harold Jackson	18
1984	Sammy Basford	20
1985	Sammy Basford	25
1986	Kent Willis	21
1987	Darrell Lindsey	24
1988	Stacy Cameron	22
1989	Damon Pollard	28
1990	Mark Carson	22
1991	Marc Kubicki	41
1992	Rusty Jenkins	27
1993	Billy McGough	22
1994	Heath Cantrelle	22
1995	Heath Cantrelle	27
1996	Chad Bradford	24
1997	Tyler Kee	31
1998	Tyler Kee	31
1999	Tyler Kee	39
2000	Danny Stout	33
2001	Anthony Rawson	29
2002	Cliff Russum	19
2003	Austin Tubb	30
2004	Austin Tubb	32
2005	Daniel Best	30
2006	Daniel Best	31
2007	Tyler Conn	31

Earned Run Averages

1970	Rich Corsetto	0.97
1971	Bobby Muhs	1.29
1972	Bobby Muhs	2.57
1973	Buddy Davenport	2.45
1974	Sammy Smith	3.98
	Gary Krebs	3.98
1975	Steve Knight	0.98
1976	Randy Jamison	2.41
1977	Billy Wallace	1.59
1978	Mike Homan	2.67
1979	Mike Homan	4.08
1980	Mark Erickson	3.27
1981	Larry Boyd	3.09
1982	Mike Membrano	4.57
1983	Eric Laird	4.91
1984	Scott Darby	5.82
1985	Sammy Basford	2.97
1986	Kent Willis	2.89
1987	Russel Fleming	2.68

1988	Stacy Cameron	2.54
1989	Damon Pollard	2.67
1990	Damon Pollard	3.34
1991	Tony Phillips	1.98
1992	Frankie McLendon	3.24
1993	Jeff Pickich	3.61
1994	Bill Cornish	4.04
1995	Heath Cantrelle	2.17
1996	Brandon Parker	3.42
1997	Donovan Marbury	3.56
1998	David Grice	2.91
1999	Tyler Kee	4.43
2000	Chad Rogers	3.04
2001	Chad Rogers	3.28
2002	Bob McCrory	2.57
2003	Austin Tubb	1.45
2004	Austin Tubb	0.93
2005	Daniel Best	0.46
2006	Daniel Best	2.22
2007	Ryan Belanger	2.54

Strikeouts

1970	Ray Guy	68
1971	Ray Guy	101
1972	Ray Guy	97
1973	Buddy Davenport	43
1974	Sammy Smith	28
1975	Doug Munn	32
1976	Randy Johnson	41
1977	Steve Stouder	40
1978	Billy Wallace	35
	Randy Jamison	35
1979	Steve Stouder	50
1980	Mark Erickson	29
1981	Chuck Phillips	32
1982	Dewey Lott	25
1983	Jody Ortego	35
1984	Jody Ortego	48
1985	Danny Pourciau	62
1986	Kent Willis	140
1987	Darrell Lindsey	106
1988	Darrell Lindsey	114
1989	Damon Pollard	150
1990	Damon Pollard	152
1991	Marc Kubicki	110
1992	Frankie McLendon	117
1993	Gregg Kennedy	129
1994	Brett Legrow	75
1995	Jeremy Williamson	91
1996	Chad Bradford	93
1997	Heath Cantrelle	86
1998	Drew Johnson	32
1999	Colby Calcote	58
2000	Chad Rogers	104
2001	Shea Douglas	92
2002	Shea Douglas	108
2003	Bob McCrory	90
2004	Patrick Ezell	73
2005	Barry Bowden	71
2006	Ryan Belanger	62

2007	Ryan Belanger	86
	Barry Bowden	86

Pitching Victories

1950	Tom LeGros	3-3
1951	Tom LeGros	3-5
1952	Nick Revon	3-0
1953	Hugh L. Pepper	6-1
1954	Hugh L. Pepper	10-0
1955	Don Eddy	2-0
1956	Ron Youngblom	3-1
1957	Bo Dickinson	3-1
1958	Lawrence Meeks	4-1
1959	Gerald Poole	5-2
1960	Gerald Poole	6-1
1961	Earl Ethridge	7-3
1962	Jerry Wilson	2-0
1963	Fred George	4-2
1964	Fred George	6-2
1965	Jerry Wilson	6-2
1966	Ed Assaf	4-3
1967	Steve Campbell	4-2
1968	Steve Campbell	4-2
1969	Johnny Flynt	2-4
1970	Rich Corsetto	6-1
1971	Ray Guy	6-3
1972	Ray Guy	5-6
1973	Buddy Davenport	6-3
1974	Sammy Smith	4-6
1975	Randy Jamison	3-1
1976	Sammy Smith	6-5
1977	Doug Munn	5-3
1978	Jon Owen	3-1
1979	Mark Erickson	4-3
1980	Mike Wesler	6-0
1981	Chuck Phillips	4-3
1982	Mike Membrano	2-1
1983	Mike Magee	3-7
1984	Sammy Basford	2-1
1985	Greg Breal	5-2
1986	Kent Willis	9-7
	Darrell Lindsey	9-7
1987	Chris Wagner	9-1
1988	Chuck Shive	8-1
1989	Damon Pollard	10-6
1990	Damon Pollard	13-5
1991	Mark Carson	11-3
1992	Jeff Pickich	9-4
1993	Brett Legrow	7-1

	Jeff Pickich	7-3
1994	Brett Legrow	9-4
1995	Heath Cantrelle	8-1
1996	John Bale	9-8
1997	Eric Adams	8-4
1998	Jason Fortenberry	7-3
1999	Josh Walker	9-1
2000	Chad Rogers	7-5
2001	Chad Rogers	6-6
	Shea Douglas	6-5
2002	Shea Douglas	10-3
2003	Bob McCrory	10-3
2004	Anthony DeWitt	10-3
2005	Patrick Ezell	7-3
2006	Ryan Belanger	8-3
	Cliff Russum	8-6
2007	Ryan Belanger	8-4
	David Clark	8-5

Saves

1970	Bobby Muhs	1
1973	Sammy Smith	1
1974	Rick Roberson	3
1975	Sammy Smith	1
	Randy Jamison	1
1976	Doug Munn	2
1977	Billy Wallace	1
1978	Anthony Iovino	2
1979	Glen Dewease	2
1980	Mark Erickson	1
1981	Steve Combest	1
1982	Harold Jackson	1
1983	Jeff Rymer	3
1984	Jeff Rymer	2
1985	Cliff Jordan	7
1986	Darrell Lindsey	2
	Mike Magee	2
1987	Darrell Lindsey	3
1988	Fred Cooley	5
1989	Damon Pollard	4
	Frankie McLendon	4
1990	Marc Kubicki	5
1991	Tony Phillips	13
1992	Rusty Jenkins	3
1993	Billy McGough	3
	Greg Gatlin	3
1994	Heath Cantrelle	3
1995	Brandon Parker	5
1996	Chad Bradford	3
1997	Brandon Parker	5
1998	Tyler Kee	5
1999	Tyler Kee	10
2000	Danny Stout	4
2001	Anthony Rawson	6
2002	Cliff Russum	4
2003	Austin Tubb	10
2004	Austin Tubb	10
2005	Daniel Best	11
2006	Daniel Best	13
2007	Patrick Ezell	8



Shea Douglas



Year-by-Year Team Batting

Hitting Stats

Year	G	AVG	AB	R	H	2B	3B	HR	RBI	TB	SLG	BB	HBP	SO	GDP	OB%	SF	SH	SB-SBA
2007	62	.287	2115	380	606	116	8	48	330	882	.417	278	68	375	44	.384	18	32	44-70
2006	62	.314	2170	492	682	92	19	81	445	1055	.486	284	83	390	40	.409	27	32	54-75
2005	62	.313	2218	467	694	149	10	60	419	1043	.470	278	65	365	54	.401	23	20	58-81
2004	64	.316	2278	506	719	139	19	90	456	1166	.512	263	50	408	51	.394	28	29	21-41
2003	63	.319	2230	497	712	142	15	89	454	1151	.516	255	51	412	46	.396	34	33	41-54
2002	58	.304	2036	420	619	128	8	54	376	925	.454	251	79	342	45	.397	27	31	64-89
2001	59	.279	1981	321	552	102	15	44	289	816	.412	230	58	381	48	.366	25	25	29-51
2000	58	.296	2069	412	613	106	8	74	362	957	.463	220	45	359	24	.374	16	19	49-67
1999	63	.310	2226	441	690	124	11	71	398	1049	.471	244	67	367	67	.389	37	18	53-77
1998	58	.311	2075	437	646	130	17	77	411	1041	.502	216	43	346	43	.383	31	16	61-81
1997	57	.317	2039	464	647	117	8	95	414	1065	.522	185	87	383	36	.394	22	19	86-123
1996	60	.292	2045	379	598	123	9	52	332	695	.438	206	55	439	35	.368	27	18	109-147
1995	60	.265	2055	362	545	126	9	53	320	848	.413	236	40	436	15	.350	16	25	111-142
1994	61	.323	2204	489	712	161	16	61	438	1088	.494	253	51	369	19	.402	21	41	80-108
1993	59	.295	2037	390	600	102	18	54	348	900	.442	228	35	411	39	.372	22	32	83-119
1992	59	.297	2032	404	604	105	18	62	363	931	.458	231	33	405		.378	20	24	94-128
1991	66	.294	2265	422	667	138	17	57	364	1010	.446	289	30	433		.389	32	17	106-146
1990	67	.289	2270	398	656	133	14	41	352	940	.414	251	34	412		.368		27	86-128
1989	62	.280	2087	415	584	112	19	61	360	917	.439	292	30	411		.376	29	24	72-104
1988	62	.280	2110	405	591	102	11	89	351	982	.465	233	21	388		.357		31	119-159
1987	62	.283	1991	370	564	103	18	51	330	856	.430	213	22	329	49	.359	16	41	85-115
1986	61	.272	1977	342	538	105	20	56	294	850	.430	218	41	335	43	.353	14	35	106-144
1985	69	.247	2058	376	509	102	14	60	306	819	.398	328	40	470	40	.362	28	20	128-172
1984	51	.284	1552	260	440	78	11	32	222	636	.410	183	21	253	35	.367	16	4	96-136
1983	44	.284	1343	220	382	61	22	19	186	544	.445	126	21	196	37	.355	13	13	13-23
1982	33	.209	893	119	187	27	8	3	94	239	.238	132	12	154	17	.319	5	12	22-28
1981	48	.305	1405	259	428	68	19	13	225	573	.408	192	18	183	33	.395	15	24	34-42
1980	30	.249	852	146	212	30	12	16	125	311	.365	132	11	133	21	.357	9	15	13-
1979	34	.255	1006	166	256	53	10	18	148	383	.381	142	9	167		.352	13	22	31-
1978	39	.246	1099	163	270	37	17	5	128	358	.326	153	5	172		.340	7	22	26-
1977	33	.248	902	123	224	39	9	12	99	341	.378	110	8	148		.335	7	15	22-
1976	41	.257	1170	194	301	53	20	7	156	415	.355	183	17	199		.366			17-
1975	31	.251	926	136	232	29	12	9	116	312	.337	101	13	153	9	.333	5	17	17-
1974	28	.292	926	172	270	38	11	28	138	414	.447	113	5	155	15	.372	3	12	22-
1973	24	.263	695	90	183	35	8	9	82	260	.374						1	7	7-
1972	28	.242	814	90	197	26	8	11	76	256	.314						4	15	3-
1971	27	.272	860	117	234	33	14	8	105	321	.373								6-
1970	23	.202	726	68	147	20	6	4	56	191	.263						0	6	3-
1969	16	.209	540	45	113	7	2	3	29	122	.226						2	2	0-
1968	20	.211	650	64	137	15	6	2	51	170	.262						3	9	5-
1967	22	.201	702	82	141	16	6	6	55	186	.265						3	4	1-
1966	20	.250	672	104	168	10	12	6	55	219	.326						6	5	12-
1965	19	.258	651	120	168	25	12	17	116	268	.412						3	7	5-
1964	20	.240	642	94	154	16	9	3	67	194	.302						3	18	3-
1963	23	.251	625	98	157	21	7	8	76	207	.331						5	6	7-
1962	16	.245	531	80	130	11	7	10	65	184	.347						1	4	3-
1961	19	.258	507	98	131	21	10	2	73	174	.343							3	0-
1960	20	.276	569	138	157	20	15	8	87	231	.406						2	0	0-
1959	15	.272	408	97	111	16	7	5	70	156	.382						2	7	6-
1958	17	.259	455	62	118	13	4	7	48	160	.352						1	2	2-
1957	20	.240	354	50	85	7	4	2	38	106	.299						0	9	4-
1956	24	.253	518	101	131	14	9	2	63	169	.326						1	12	13-
1955	15	.255	298	89	76	17	5	2	44	109	.366							7	2-
1954	17	.278	370	89	103	12	1	9	47	144	.389						2	4	4-
1953	11	.259	332	68	86	17	6	4	35	127	.383							4	4-
1952	15	.276	402	79	111	8	3	9	41	152	.378							0	7-
1951	14	.242	343	71	83	9	1	1	34	97	.283							6	8-
1950	12	.229	288	29	66	6	1	1	16	77	.267						2	2	8-
1949	20	.265	476	128	126	15	2	4	67	157	.330						5	4	15-
1948	22	.296	791	170	234	25	10	16	87	327	.413							8	17-
1947	13	.288	285	70	82	12	10	10	48	139	.488						3	6	24-



Year-by-Year Pitching/Defense

Pitching Stats

Year	G	ERA	IP	H	R	ER	BB	SO	2B	3B	HR	WP	HBP	BK	CG	SHO	W-L	SV
2007	62	3.79	544.0	541	269	229	180	416	72	7	36	65	53	3	7	6	39-23	13
2006	62	4.80	538.0	613	328	287	211	416	95	10	54	44	40	6	3	2	39-23	16
2005	62	5.13	552.1	642	361	315	202	444	142	14	62	27	40	5	3	1	41-21	15
2004	64	4.77	562.0	613	356	298	224	468	103	8	59	47	47	11	3	4	45-19	14
2003	63	3.45	555.2	543	276	213	219	460	87	4	45	40	33	6	5	5	47-16	19
2002	58	4.07	517.2	536	289	234	213	393	87	14	34	48	36	15	6	5	36-22	9
2001	59	4.46	511.0	554	318	253	219	403	98	13	39	38	34	6	4	2	27-32	12
2000	58	4.71	506.0	546	327	265	248	414	107	8	52	53	35	3	3	4	32-26	7
1999	63	5.27	553.1	619	383	324	221	373	114	11	65	67	53	7	0	1	40-23	16
1998	58	5.82	502.2	610	384	325	231	366	109	10	68	56	24	3	6	4	30-28	9
1997	57	5.65	502.0	591	398	315	223	418	121	12	63	54	32	3	3	1	34-23	9
1996	60	4.59	523.0	514	316	267	242	502	75	10	42	45	39	8	8	3	32-28	9
1995	60	4.13	532.0	534	323	244	250	524	102	11	44	51	20	2	4	8	36-24	8
1994	61	4.81	535.2	582	370	286	285	396	97	20	39	70	21	5	16	3	37-23	6
1993	59	4.75	513.0	550	367	271	251	437	98	11	45	41	30	0	13	0	33-26	10
1992	59	4.77	511.1	564	364	271	270	418	109	14	41	53	44		18	1	31-28	7
1991	66	3.57	572.2	546	306	227	258	504	91	7	32	52	43		6	6	42-24	23
1990	67	4.28	576.1	572	340	274	262	501	96	11	40	66	39		28	5	42-25	9
1989	62	4.21	539.0	557	338	252	316	470	75	16	36	45	24		15	6	36-26	12
1988	62	4.71	539.1	585	348	282	268	424	108	6	44	39	19		15	2	36-26	10
1987	62	4.06	510.1	512	325	230	278	394	71	9	35	56	17	5	14	1	37-25	10
1986	61	4.46	508.1	492	316	252	287	483	65	20	52	36	25	6	20	3	31-30	8
1985	69	5.82	541.0	658	482	350	358	329	121	18	44	38	16	2	8	3	28-41	14
1984	51	8.07	373.2	483	399	355	285	226	95	12	50	38	26	3	5	1	13-36	4
1983	44	7.50	323.0	441	350	269	241	157	75	13	48	48	11	7	11	0	11-33	3
1982	33	7.10	237.0	301	229	187	137	115	46	17	19	28	9	3	13	1	9-24	1
1981	48	5.47	349.0	425	265	212	182	171	75	10	30	29	9	0	22	2	23-26	1
1980	30	4.69	226.1	253	145	118	101	99	39	5	14	17	10		13	3	17-13	1
1979	34	5.77	264.2	322	192	164	175	180	45	18	12		11		11	2	13-21	3
1978	39	5.47	298.0	330	261	181	199	198							16	1	15-24	3
1977	33	4.21	239.1	216	159	112	177	159							14	4	17-16	1
1976	41	3.92	303.0	299	195	132	154	182				19	15		16	2	20-21	3
1975	22	4.11	236.1	213	136	108	131	124				10	13		13	5	15-16	2
1974	28	5.25	228.0	284	191	133	127	108	37	14	12	20	9		7	1	16-12	5
1973	24	3.78	181.0	173	101	76	71	126				4	2	1	12	2	12-12	1
1972	28	3.57	221.2	207	117	88	72	194				12			17	4	12-16	0
1971	27	2.63	225.2	194	78	62	86	213							17	6	17-10	0
1970	23	1.79	195.2	151	70	39	66	157				3	3		16	4	10-13	1



Matt Shepherd

Defensive Stats


Year	Chances	Putouts	Assists	Errors	Fld.%
2007	2404	1632	707	65	.973
2006	2386	1614	688	84	.965
2005	2407	1657	669	81	.966
2004	2438	1686	682	70	.971
2003	2416	1662	677	77	.968
2002	2293	1553	653	87	.962
2001	2313	1533	685	95	.959
2000	2321	1518	704	99	.957
1999	2532	1660	780	92	.964
1998	2331	1508	719	104	.955
1997	2341	1506	735	100	.957
1996	2343	1569	662	112	.952
1995	2391	1596	685	110	.954
1994	2445	1607	738	100	.959
1993	2348	1539	685	124	.947
1992	2256	1531	603	122	.946
1991	2589	1718	735	136	.947
1990	2542	1728	706	108	.958
1989	2381	1614	656	111	.953
1988	2437	1618	708	111	.954
1987	2321	1531	676	114	.951
1986	2266	1527	621	118	.948
1985	2507	1623	708	176	.927
1984	1700	1121	481	98	.942
1983	1489	966	422	101	.932
1982	1061	711	293	57	.946
1981	1599	1047	474	78	.951
1980	1059	679	312	68	.936
1979	1220	794	348	78	.936
1978	1158	764	306	88	.924
1977	1050	693	287	70	.933
1976					
1975	936	718	286	42	.955
1974	1039	684	296	59	.943




All-Time Letterwinners




Doug Benefiel




Heath Cantrelle




John Gilligan



Ray Guy



Beau Griffin



Josh Hoffpauir

A

Abadie, Chuck: 1972
 Abbey, David: 1969-70-71
 Adams, Bryan: 2001
 Adams, Eric: 1997-98
 Addison, Jimmy: 1979-80
 Adkins, Luke: 2006-07
 Adkins, Tommy: 1973
 Agent, Jimmy: 1988
 Akins, Jack: 1956
 Akins, Leon: 1958-59-60-61
 Albritton, Jeremy:
 1996-97-98-99
 Alford, Spud: 1975
 Allen, James: 1961
 Allgood, Billy: 1951-52-53
 Allison, Reed: 1982-83
 Anderson, Mike: 1990
 Antonelli, Ray: 2003-04
 Assaf, Ed: 1966-67-68
 Atkins, Phil: 1975-76-77
 Artman, Michael: 1999-01

B

Baer, Ron: 1979-80
 Baker, Frank: 1965-66-67
 Bale, John: 1995-96
 Ballard, Shannon: 1995-96
Ballinger, J.R.: 2007
 Baltz, Matt: 1996-97-98-99
 Barfield, Doug: 1954-55-56-57
 Barnhill, George: 1967-68-69
 Barron, Pascal: 1956-57
 Barry, Hal: 1979-80
 Basford, Sammy: 1984-85
 Basinger, Cole: 2005-06
 Batson, Chet: 1999-00
 Becker, Rick: 1977
 Beckler, Fred: 1969-70
 Belanger, Ryan: 2006-07
 Benefiel, Doug: 1989-90-91-92
 Benson, Matt: 2002-2003
 Bentley, Kevin: 1993-95
 Best, Daniel: 2003-04-05-06
 Bexley, Bill: 1949
 Bishop, Tom: 1950-51
 Blasingame, Elmo: 1950-51
 Blount, Jody: 2004-05-06-07
 Bobo, Doug: 1961
 Bonds, Scotty: 1989-90
 Boothe, Robert: 1955-58
 Borries, Doug: 1985
 Bosch, Wayne: 1983
 Bourgeois, Don: 1981
 Bourgeois, Travis: 1985-86
Bowden, Barry: 2005-06-07
 Bowden, Nathan: 2001
 Boxley, James: 1992
 Boyd, Larry: 1981
 Bracey, Perry: 1970-71-72-73
 Bradford, Chad: 1996
 Bradley, Gene: 1953
 Bradley, Greg: 1984
 Brady, Mike: 1972
 Braun, Oscar: 1961
 Breal, Greg: 1984
 Brechtal, John: 1961-62-63
 Breene, Billy: 1972-73-74-75
 Brennan, Bert: 1973

Brewer, Tommy: 1997
 Broadus, Jonathan: 1999
 Brock, Al: 1972
 Broomer, Bradley: 1996
 Brown, Caleb: 1997
 Brown, Jerry: 1962-63
 Brown, Jim: 1958-59
 Bryant, Greg: 1983-84
 Buchanan, Dick: 1980
 Buffington, Ray: 1960-62
 Burger, Eddie: 2004-05-06
 Burns, Rob: 2005
 Burnett, Ivo: 1983-84-85-86
 Butler, Curley: 1954
 Byrne, Scott: 1951-52

C

Cabiniss, George: 1964-65-66
 Cain, Casey: 1994-95
 Caire, Matt: 2005-06
 Calcote, Colby: 1999-00
 Cameron, Stacy: 1987-88-89-90
 Campbell, Kim: 1975
 Campbell, Steve: 1966-67-68
 Cannizarro, Gary: 1973-74-75-76
 Cannon, David: 1983-84
 Cantrelle, Heath: 1994-95-96-97
 Capell, Art: 1980-81
 Carlson, Jim: 1976-77
 Carpenter, James Ray:
 1948-49-50
 Carpenter, Jed: 1951
 Carozza, Falco: 1947
Carson, Drew: 2005-06-07
 Carson, Mark: 1990-91
 Cashion, Mike: 2004-05-07
 Castanedo, Tommy: 1990
 Castelluccio, Pete: 1994
 Castleman, Stephen:
 2000-01-02-03
 Cavanaugh, Jared: 2007
 Centenni, Rick: 1981
 Chance, Tony: 1968-69-70-71
 Chancey, Ben: 1983-84
 Chanove, Ed: 1971-72-73
 Cheek, Scott: 1998-99
 Christenberry, David: 1991
 Clanton, Bruce: 1987
Clark, David: 2006-07
 Clark, Eugene "Jeep": 1951-52
 Clark, Russell: 1974
 Coats, Willie Gene: 1957-58-59
 Cochran, Jason: 1995
 Coggin, Cliff: 1948-49
 Coker, Kevin: 2003-04-05-06
 Coker, Tracy: 1982
 Cole, Greg: 1989-90
 Coleman, Keith: 1986
 Combest, Steve: 1981
Conn, Tyler: 2007
 Conner, Greg: 1989-90
 Cook, Glyn: 1947
 Cook, Jeff: 2000-01-02-03
 Cooley, Fred: 1987-88-89
 Cooley, John: 1955
 Cornelius, Tyrann: 1994-95
 Cornish, Bill: 1994-95
 Corr, Don: 1982
 Corsetto, Rich: 1970-71

Covington, Brent: 1989-90-91-92
 Covington, Chad: 1995
 Cox, Rich: 1978
 Cranford, Doc: 1947
 Cranford, Ken: 1950
 Crawford, Donny: 1976
 Crawford, James: 1961-62
 Crawford, Randy: 1988
 Cronk, Brian: 1987
 Cronk, Doug: 1986-87-88
 Crosby, Matt: 1992-93
Cuevas, Trey: 2005-06-07
 Cumberland, Don: 1978
 Curtis, Dawson: 1954
 Cutillo, Bill: 1963-64-65

D

Daniels, Terry: 1978
 Darby, Scott: 1984
 Davenport, Buddy: 1971-72
 Davenport, Jack: 1981-82
 Davenport, Jim: 1952-53-54
Davis, Bo: 2006-07
 Davis, Jeff: 1996-97-98
 Davis, Jeremy: 2007
 Davis, Leighton: 2006-07
 Davis, Mike: 1987
 Davis, Tom: 1967
 Davis, Tommy: 1992-93-94
 Day, Jimmy: 1972-74-75-76
 Deaton, David: 1982-83
 Dedwylder, Charles:
 1959-60-61
 Dement, Robert: 1947
 Demorulle, Dack: 1991-92
 Denson, Hill: 1966
 Devrow, Billy: 1964-65-66
 Deweese, Shea: 1979-80
 DeWitt, Anthony:
 2001-02-03-04
 Diamond, Jorey: 1995-96
 Dickinson, Bo: 1956-57
 Dickson, Billy: 1960-61-62-63
 Didier, Mel: 1948
 DiFatta, Joey: 1978
 Douglas, Shea: 2000-01-02
Dozier, Brian: 2006-07
 Dueitt, Raimund: 1976-77
 Duggan, Jack: 1987
 Duncan, Mac: 1986-87
 Dunn, Chris: 2001
 Dutil, Mickey: 1990-92-93
 Dyess, Glenn: 1995

E

Eckstein, Eric: 1994-95
 Eddy Don: 1955
 Edwards, Burt: 1961-62
 Edwards, Mike: 1971-72
 Ellzey, John: 1976
 Emmons, Mike: 1991
 Endt, Alvin: 1954
 Engles, Tony: 1966-67
 Erickson, Mark: 1977-78-79-80
 Estes, Eric: 1992-93
 Ethridge, Earl: 1959-60-61-62
 Eure, Jeff: 1979-80-81-82
Ewing, James: 2007
Ewing, Michael: 2006-07

Exum, Bob: 1962-63-64
 Ezell, Patrick: 2004-05-06-07

F

Faggard, Morris: 1947-48
 Fail, Murray: 1980
 Farason, Pete: 1970-71
 Farias, Erik: 1997
 Farrar, Sonny: 1958-59
 Farris, Jimmy: 1975-76-77-78
 Favre, Irwin: 1966-67
 Fayard, Lionel: 1970-71
 Federico, Michael: 1997
 Finnegan, Chris: 1999-00
 Fischer, Ken: 1955-56-57
 Fishburn, Chris: 1999-00
 Fleming, Russell: 1987-88
 Flynt, Johnny: 1968-69-70-71
 Ford, Charles: 1969
 Foret, Lyle: 1974-75-76-77
 Foret, Wayne: 1973
 Fortenberry, Jason:
 1995-96-97-98
 Fowler, Jacob: 2005
 Freeman, Muss: 1948-49
 Frither, Sam: 1970-71-72
 Fries, Tom: 1948
 Frith, Ryan: 2003-04
 Fuell, Don: 1960
 Fulton, Danny: 1978

G

Gallagher, Jack: 1951-52
 Garner, Bobby: 2001-02
 Garret, Richard: 1981-82
 Gatin, Greg: 1993-95
 Gaudet, Allen: 1987
 Gautreau, David: 1993-94
 George, Fred: 1962-63-64-65
 George, Thad: 1978
 Gerhardt, Rich: 1982
 Gessner, John: 1985-86-87-88
 Gilligan, John: 1989-90
 Glassman, Mike: 1985
 Grant, Josh: 2004
 Graves, Kenny: 1986-87-88-89
 Green, Jim: 1961-62-63
 Greschuk, John: 1962-63
 Grice, David: 1998
 Griffin, Beau: 2002-03-04-05
 Guin, Jason: 1986
 Gutierrez, Alex: 1981-82-83
 Guy, Ray: 1970-71-72

H

Haley, Dusty: 1997-99-00-01
 Hall, Bubba: 1990
 Hall, Clint: 1972-73
 Hamrick, Mark: 1950-51
 Haney, Greg: 1980
 Hannon, Gary: 1964-65-66-67
 Harbuck, Ken: 1983-84
 Harmon, John: 1980
 Harrington, Larry, Jr.: 1979-80
 Harrington, Mickey:
 1952-53-54-55
 Harrison, Justin: 1995
 Harst, Chance: 2007
 Hartel, Bailey: 2006-07

Hatten, Billy: 1955-56-57-58
 Hatten, Stephen: 1994
 Hawthorne, Ricky: 1979
 Hays, Pete: 1964-65-66-67
 Hebert, Chad: 1989-90-91-92
 Henderson, Teno: 1962-63
 Herring, Bobby: 1981-82
 Herring, Rod: 1975-76
 Herrington, J.W.: 1947-48-49
 Hesse, Chris: 1996-97
 Hester, Steven: 1998
 Higdon, Dean: 1977-78-79
 Hitt, Carter: 1998
 Hodges, Red: 1947
 Hoeflich, Brett: 2005
 Hoffpauir, Jarrett:
 2002-03-04
 Hoffpauir, Josh: 2000
 Hogg, Jeff: 1983-84
 Hollingsworth, Carl:
 1959-60-61-62
 Hollingsworth, Chuck: 1980
 Holloway, C.E.: 1949
 Holmes, David: 1951
 Homan, Mike: 1976-78-79
 Hoover, Larry: 1976-77
 Hopper, Scott: 1979
 Howard, Patrick: 1995-96
 Howell, David: 1982-83
 Hughes, Robert: 1983
 Hurley, Brian: 2002

I

Iovino, Anthony: 1977-78-79-80
 Israel, Griff: 2002-03

J

Jackson, Harold:
 1980-81-82-83
 Jackson, Wayne: 1948-49-50
 Jacobs, Mike: 1984-85-86
 Jamison, Randy:
 1975-76-77-78
 Jefcoat, Barry: 1989-90
 Jeffcoats, James: 1949
 Jenkins, Rusty: 1991-92
 Jennings, Danny: 1979-80-81
 Johnson, Drew: 1998
 Johnson, Toddric: 2006
 Johnston, Earl: 1997-98
Johnston, Jonathan: 2006-07
 Johnston, Mark: 1984
 Jones, Matt: 1981
 Jones, Richard: 1959
 Jordan, Buddy: 1965-66-67-68
 Jordan, Cliff: 1984
 Jurich, Scotty: 1989-90-91

K

Kaiser, Keith: 1994-95
 Kammerer, James: 1994
 Karlín, Kevin: 1987-88
 Kee, Tyler: 1997-98-99
 Kennedy, Gregg: 1993
 Key, Robbie: 1987
 Keyes, Ronald Ray: 1976-77
 King, Clint: 2002-03
King, Jordan: 2007
 Knight, Steve: 1974-75-76-77



All-Time Letterwinners

Krebs, Gary: 1974-75-76
Kritscher, Ryan: 1992-93-94
Kubicki, Marc: 1990-91

L

LaGroue, Fred: 1986-87
Laird, Earl: 1983
Lance, Kenny: 1975-76-77
Landers, Phil: 1978-79
Langford, Eddie: 1948-49
Lauderdale, Daryl: 1972-73-74
Leach, Brent: 2002-03
LeGros, John: 1947
LeGros, Tom: 1949-50-51-52
LeGrow, Brett: 1993-94
Lekick, Wayne: 1959-60
Lindsey, Darrell: 1985-86-87-88
Logan, Chris: 1990-91-93-94
Logan, Kyle: 1994-95-96-97
Long, Arthur: 1947
Longoardo, Bob: 1957
Lott, Billy: 1963-64-65
Lott, Darwin: 1971
Lott, Dewey: 1982
Lott, Joe: 1964-65-66
Lovdahl, Terry: 1977-79
Love, Sylvester: 1986-87-88
Lowe, Cliff: 1975-76
Lowery, Jason: 2002-03-04-05
Luke, Cary: 1995-96

M

Maddox, Marc: 2003-04-05-06
Magee, Mike: 1983-84-85-86
Mann, Karl: 1972
Mann, Todd: 1987-88
Maras, Danny: 1948
Marbury, Donovan: 1997-98
Martin, Billy: 1956-57
Martin, Jared: 1994-95-96-97
Massengale, Stan:
1979-80-81-82
Massey, Ken: 1953
Massey, Scott: 2006
Masson, Glen: 1973

Matesich, Chris: 2005-06-07

Matherne, Curtis: 1967
Matlock, Will: 2005
Mattox, Alan: 1983-84
Mauldin, Rick: 1974-75
Maxwell, Patrick: 2006
May, Jack: 1956
May, Jesse: 1974-75
McBay, Glen: 1955-56
McCaskill, Jackie: 1967-68
McClellan, Mike: 1965
McCollum, Sedgewick: 1988-89
McComb, Matt: 1993-94
McCoy, John: 1986
McCroy, Bob: 2001-02-03
McDaniels, Tom: 1968
McDaniels, Rusty: 2001
McDonald, Don: 1965
McGough, Billy: 1993
McGowan, John: 1947
McGrath, Mike: 1986
McInnis, Todd: 2007
McIntyre, Les: 1957-58-61
McKay, Alex: 1977-78-79-80

McKeiver, Mike: 1972
McLendon, Frankie:
1989-90-91-92
McMaster, Eric: 1998-99
McNair, Joe: 1951-52
Meeks, Lawrence: 1958
Melton, Davis: 1950-51
Membrano, Mike: 1982
Migliore, John: 1985-86-87-88
Mikel, Billy: 1970
Miley, Sam: 1953-54
Miller, Bruce: 1962-63-65
Miller, Rusty: 1971-72
Miller, Todd: 1986-87
Mills, Brady: 1997-98
Minton, Mike: 1979-80-81-82
Mitchell, Steve: 1956-57
Mitcherson, Jim: 1952
Monroe, Tommy: 1968-69-70-71
Montgomery, Brad: 2001
Moreland, Mike: 1987-88
Morgan, Matt: 1994
Morrow, Tommy: 1958-59-60
Moser, Brent: 1995-96
Mosley, Ben: 2000-01
Moss, Harold: 1951-52-53
Moss, Jeff: 1985
Mozejko, Richard: 1960
Muhs, Bobby: 1970-71-72-73
Munn, Doug: 1974-75-76-77
Murray, Donnie: 1978-79

N

Nace, Todd: 1989-90-91
Nelson, John: 1961
Nettles, Dean: 1984
Nettles, Scott: 1982-84
Newell, Kirby: 1978-79
Nicholas, John: 2003-04-05
Nielsen, Jordan: 1998
Nixon, Darrin: 1985-86-87
Nobles, Benny Ray: 1947
Nuckols, James: 1970
Nutt, Mike: 1969

O

O'Barr, Bobby: 1950
Oliver, Don: 1978
Oliver, Marshall: 1987-88
O'Ravez, David: 1986
Ortego, Jody: 1983
Owen, Brad: 2005-06
Owens, John: 1978-79-80

P

Padgett, Paul: 1952
Palacios, Hector: 1985-86-87
Palmer, Corky: 1974-75-76-77
Palmer, Dale: 1977-79
Parker, Brandon: 1995-96-97
Pearson, Doug: 1981-82
Pepper, Hugh Laurin: 1953-54
Perrett, Tyler: 2005
Pfaff, Scott: 1998-99
Pfeifer, Todd: 1981-82
Phillips, Bubba: 1947-48
Phillips, Chuck: 1981
Phillips, Hop: 1949-50
Phillips, Shelley: 1947-48

Phillips, Tony: 1991
Pickich, Jeff: 1991-92-93
Pinnix, Jimbo: 1995-96
Pitre, Shawn: 1988
Plunkett, Wilson: 1972-73-74
Pollard, Damon: 1989-90
Poole, Boothe: 1952
Poole, Gerald: 1959-60
Poucau, Dan: 1986
Powers, Alan: 1983-84
Prater, Gary: 1956-57-58
Pressley, Ray: 1947-48
Pridmore, Ricky: 1974-75-76-77
Pullen, Shane: 1993-94

Q

Qualls, Derek: 1991
Quave, Pete: 1962-63-64
Quinn, Brent: 2000-01

R

Ragland, Evan: 1947-48
Ramsey, Donald: 1968
Rapp, Pat: 1988-89
Rasco, George: 1968-69
Rawson, Anthony: 2001
Reams, Derek: 1994-95-96
Reinike, Chris: 1996
Renteria, Nahum: 1998
Rentz, Irvin: 1976-77-78-79
Revon, Nick: 1952-53-54
Reynolds, Henry: 1947-48
Rhymes, Lamar: 1947
Rice, Ken: 1982
Richie, Chris: 1991-92
Rigby, Tom: 1980-81
Robinson, Jarrad: 2001
Robbins, Chris: 1990-91
Roberson, Rick: 1974-75
Roberson, Steve: 1990
Roberts, Bruce: 1982
Roberts, Will: 1989
Roberts, Will: 1985
Rodriguez, Jack: 1970-71-72-73
Rogers, Chad: 2000-01
Rogers, Charlie: 1999-00-01-02
Ross, Duane: 1987-88
Rossello, Dennis: 1974-75-76
Royals, Jim: 1972
Russum, Cliff: 2002-03-04-06
Ryan, Bruce: 1947
Ryan, Glen: 1957
Ryan, Tom: 1959
Rymer, Jeff: 1982-83-84

S

Satcher, Doug: 1964-65
Schemmel, Jason: 1997-98
Schied, Jeremy: 1997-98
Scott, DeQuincy: 1998-99-00
Scott, Mike: 1970
Scott, Tick: 1955-56
Selby, Bill: 1991-92
Seroka, Chris: 1985-86
Seymour, Joe: 1949-50
Sheedy, Dennis: 1974-75
Sheets, Bob: 1969
Shepherd, Matt: 2002-03-04
Shive, Chuck: 1987-88-89

Shupe, Danny: 1998
Silva, Terry: 1963-64-65
Simmons, Jason: 1989-90-91
Simpson, Jason: 1992-93-94
Sims, Sawyer: 1947
Sims, Tommy: 1985
Sinquefield, David: 1975
Skeen, Brad: 1990-91
Skremeta, Matt: 1992
Smeltzer, Mike: 1988
Smith, Adam: 2003-04
Smith, Jerry: 1966
Smith, Lance: 1997
Smith, Mark: 1977
Smith, Sammy: 1973-74-75-76
Smith, Scott: 2000
Smith, Shawn: 1986-87
Snell, Reese: 1948-49-50
Spotts, Chad: 1992
Spring, Randy: 1991
Stancel, Mark: 1983
Steele, David: 2005-06
Stephens, Bert: 1981-82
Stevens, Craig: 1973-74
Stevens, Hop: 1949
Stewart, Daniel: 2001-02
Stouder, Steve: 1978-79
Stout, Danny: 1999-00
Stout, Steve: 1978-79
Stover, Scott: 1998
Stoy, Clint: 2001-02
Suits, Jay: 1979-80
Sumrall, George: 1965-66-67
Sutherland, Ricky:
1973-74-75-76
Sutton, Trey: 2005-06-07

T

Talarico, Joe: 1971
Taylor, Doug: 1975-76-77-78
Terry, David: 1975-76-77
Thompson, Jay: 1987-88
Thoms, J.J.: 1998
Tippin, Rick: 1979-80-81
Tisdale, Brooks: 1953-54-55
Todd, Jeff: 1995-96-97
Townsend, Mark: 1978-80
Tregre, Bill: 1955
Tritz, Noah: 2003-04
Trowbridge, Curt: 1979
Trusty, Rick: 1978
Tubb, Austin: 2003-04

U

Upton, Kaye: 1960
Usey, Tony: 1956

V

Valentine, Eddie: 1976
Valluzzo, Nick: 2004-05-06
Valrie, Kerry: 1988-90
Van Kotten, Chad: 1989-90
Vann, Thad Jr.: 1967-68
Vasquez, Juan: 1982-83-84-85
Vaughn, Cliff: 1960-61
Velasquez, Carlos:
2002-03-04
Vetrano, Joe: 1948
Vinson, Ric: 1962-63

Vitrano, John: 1967-68-69-70
Vlaming, Mike: 1968-69
Vodicka, Jerry: 1957-58

W

Wade, Ben: 2006-07
Wagner, Brian: 1998
Wagner, Chris: 1986-87
Waite, Fred: 1947
Walker, David Lee:
1950-51-52-53
Walker, Josh: 1998-99
Wallace, Billy: 1977-78
Walters, Kris: 1992
Walters, Rabbit: 1949
Washington, Curtis: 1980-81
Waters, Bucky: 1947
Waters, Fred: 1947-48
Waters, Hub: 1952-53-54-55
Waters, Jack: 1947
Waters, Joel: 1980
Weekley, Chris: 1995
Weiss, Ken: 1967
Welch, Darren: 1999-00-01
Weldy, Mark: 1980-81
Wells, Red: 1958
Wesler, Mike: 1980-81
Wesson, Larry: 1990-91-92-93
Wheat Jimmy: 1976
Wheat, Reggie: 1993-94-95-96
White, Jimmy: 1981
White, Milton: 1951-52
Whitehead, Braxton: 1997
Whitehead, Russell: 1993
Whitehead, Wayne: 1988
Whittington, Mitch: 1990
Wilhelmi, Bill: 1959-60
Willcutt, Brad: 2002-03-04-05
Williams, Billy: 1949
Williams, Joel: 1968-69-70
Williams, Lee: 1991
Williamson, Jeremy:
1993-94-95
Willis, Kent: 1986
Willoughby, Earl: 1963
Willoz, Frank: 1968-69-70
Winstead, Keith: 2007
Wilson, Bob: 1974
Wilson, Jerry "Whitey":
1962-63-64-65
Windham, Rod: 1966-67-68-69
Winningham, Allen: 2001-02
Wirtz, Roger: 1977-78-79
Witherspoon, Vernon: 1975
Woodard, Andy: 1990-91-92-93
Wooley, Greg: 1999-00
Wren, Cliff: 1996-97-98
Wright, Jonathan: 2001


Y

Young, Kevin: 1990
Young, Ron: 1960-61-62-63
Youngblood, Ron: 1956-57-58


Z

Zaremba, Kevin: 1993
Zimmerli, Craig: 1995-96


2008 Players in Bold



Marc Kubicki




Jason Lowery




Chad Rogers



Charlie Rogers



Braxton Whitehead



Kent Willis



Series Records

Team	First Game	Last Game	Total Games	Won	Lost	Tied	Pct.
Alabama	1962	2007	91	23	68	0	25.3
Albion	1959	1959	2	2	0	0	100.0
Alcorn State	1985	2006	11	10	1	0	90.9
Arizona	2001	2001	1	1	0	0	100.0
Arkansas	1958	1995	14	10	4	0	71.4
Arkansas State	2005	2005	3	3	0	0	100.0
Arkansas-Little Rock	1976	1997	14	9	5	0	64.3
Auburn	1958	1997	3	0	3	0	0.0
Austin Peay	1992	1992	2	2	0	0	100.0
Baylor	1996	2003	4	1	3	0	25.0
Belhaven	1987	1989	5	4	1	0	80.0
Birmingham-Southern	2006	2006	3	2	1	0	66.7
Bowling Green	1988	1988	3	1	2	0	33.3
Buffalo	2002	2006	6	5	1	0	83.5
Centenary	1922	1997	10	7	3	0	70.0
Central Baptist	1981	1981	1	1	0	0	100.0
Central Methodist	1981	1981	1	1	0	0	100.0
Charlotte	1992	2004	44	26	18	0	59.0
Chicago State	1984	1984	2	2	0	0	100.0
Christian Brothers	1987	1987	1	1	0	0	100.0
Cincinnati	1954	2005	45	38	7	0	84.4
Coll. of Charleston	2004	2004	2	1	1	0	50.0
Columbus	1987	1987	1	1	0	0	100.0
Dallas Baptist	2006	2007	6	5	1	0	83.3
Davidson	1987	1987	1	1	0	0	100.0
Delta State	1960	1986	67	21	45	1	32.1
East Carolina	2002	2007	20	11	9	0	55.0
Eastern Illinois	1992	2004	8	6	2	0	75.0
Elon	1978	1978	4	1	3	0	25.0
Evansville	2001	2001	3	1	2	0	33.0
Florida	1990	1990	1	1	0	0	100.0
Florida State	1982	1991	49	12	37	0	25.5
Gannon	1970	1985	32	32	0	0	100.0
Georgia Southern	2007	2007	1	1	0	0	100.0
Grambling	1985	1996	8	7	1	0	87.5
Hanover	1960	1960	1	1	0	0	100.0
Houston	1990	2007	38	16	22	0	42.1
Illinois State	1964	2006	8	3	5	0	37.5
Illinois Wesleyan	1956	1975	15	10	4	1	70.0
Indiana	1990	2007	4	4	0	0	100.0
Indiana State	2004	2005	2	2	0	0	100.0
Iowa	1929	1929	1	0	1	0	0.0
Jackson State	1986	2001	21	16	5	0	76.1
Jacksonville State	2006	2006	1	1	0	0	100.0
Kansas State	1990	1992	6	3	3	0	33.3
Kent State	1985	2007	5	4	1	0	80.0
Kentucky	1998	1998	2	1	1	0	50.0
Lamar	2005	2005	1	1	0	0	100.0
Lipscomb	2002	2002	3	3	0	0	100.0
Louisiana College	1949	1949	1	0	1	0	0.0
Louisiana-Lafayette	1925	2007	24	10	14	0	41.7
Louisiana-Monroe	1949	2007	51	37	14	0	72.5
Louisiana State	1921	2007	44	11	31	2	27.3
Louisiana Tech	1922	2006	22	11	10	1	52.3
Louisville	1976	2007	63	44	19	0	69.8
Loyola (N.O.)	1929	1964	48	14	33	1	30.2
MacMurray	1968	1968	2	0	2	0	0.0
Maine	2005	2005	0	1	0	0	0.0
Marshall	2005	2007	9	8	1	0	88.9
McNeese State	2002	2004	5	3	2	0	60.0
Memphis	1975	2007	83	45	38	0	54.2
Mercer	2005	2005	3	3	0	0	100.0
Middle Tenn. St.	1990	1999	15	9	6	0	61.5
Milliken	1978	1978	4	4	0	0	100.0

Mississippi Valley	1986	2006	20	20	0	0	100.0
Missouri	1986	1999	8	5	3	0	62.5
Missouri St.	1990	2005	12	7	5	0	58.3
Mobile	1993	1993	1	1	0	0	100.0
Monmouth	1970	1970	1	1	0	0	100.0
Murray State	1996	2003	3	3	0	0	100.0
Navy	1980	1983	7	4	3	0	57.1
Nebraska	2002	2002	1	1	0	0	100.0
Nicholls State	1960	2007	40	24	16	0	60.0
N.C. State	1987	1987	1	0	1	0	0.0
N.C. Wilmington	2005	2005	1	1	0	0	100.0
Northern Illinois	1954	1998	4	4	0	0	100.0
North Park	1973	1984	22	21	1	0	95.5
NW Missouri St.	1973	1977	4	3	1	0	75.0
NW (La.) State	1949	2007	5	4	1	0	80.0
Ohio State	1989	1995	12	7	5	0	58.3
Oklahoma	2005	2005	0	1	0	0	0.0
Oklahoma State	2004	2004	1	1	0	0	100.0
Rice	2006	2007	7	1	6	0	14.3
St. John's	2003	2003	1	1	0	0	100.0
Saint Louis	1996	2005	27	21	6	0	77.7
St. Norbert	1975	1975	2	2	0	0	100.0
Samford	1990	2001	6	4	2	0	67.0
Sam Houston State	2007	2007	1	0	1	0	0.0
South Alabama	1967	2007	74	23	51	0	31.1
South Carolina	1984	1991	15	5	10	0	33.3
Southeastern La.	1948	2007	113	69	44	0	61.1
Southern U.	1986	2003	4	2	2	0	50.0
Southern Benedictine	1976	1976	1	1	0	0	100.0
Southern California	1987	1990	2	0	2	0	0.0
Southern Illinois	2007	2007	1	1	0	0	100.0
SIU-Edwardsville	1970	1997	4	3	1	0	75.0
SE Missouri St.	1993	1993	9	6	3	0	66.7
Southwest Baptist	1981	1983	16	15	1	0	93.8
Spring Hill	1916	1987	97	70	27	0	72.2
Stetson	1994	2006	3	1	2	0	31.3
Temple	2003	2003	1	1	0	0	100.0
Tennessee	1986	1992	8	2	6	0	40.0
Tennessee-Martin	1993	1994	3	1	2	0	33.3
Tennessee State	1991	1992	4	3	1	0	75.0
Tennessee Tech	1994	1995	4	4	0	0	100.0
TCU	1994	2005	19	12	7	0	63.2
Towson	1987	1989	5	4	1	0	80.0
Troy	1998	2007	9	4	5	0	44.4
Tulane	1949	2007	129	42	86	1	32.9
UAB	1980	2007	71	47	24	0	66.2
UCF	1988	2007	9	7	2	0	77.8
UNO	1970	2007	85	38	47	0	44.7
USF	1992	2005	44	28	16	0	63.6
Union University	1916	1916	3	2	1	0	66.7
Vanderbilt	1985	1988	8	6	2	0	75.0
VCU	1992	1995	13	10	3	0	76.9
Virginia Tech	1983	1995	28	17	11	0	60.7
Washington	1973	1979	3	3	0	0	100.0
West Alabama	1949	1989	38	18	20	0	47.4
West Florida	1987	1993	3	2	1	0	66.7
Wheaton	1951	1961	14	9	4	1	67.9
Wichita State	2006	2006	1	1	0	0	100.0
William Carey	1971	1996	13	8	5	0	61.5
Wright State	1993	1993	3	1	2	0	33.3

2008 Opponents in **bold**



Year-by-Year Results

KP: Kamper Park • SHP: Smokie Harrington Park • USM: USM Park • PTP: Pete Taylor Park

1947 record: 9-4; home: 7-0, away: 2-4

Coach Reed Green, 1st year

Date	Opponent	Site	Streak	Score	USM	W/L	Opponent	W/L	Att	Record	Time
3-28	MISS. COLLEGE	USM-KP	W1	4-2	4-5-7	J. Waters (1-0)	2-8-5	Nicholson	n/a	1-0	2:00
3-29	MISS. COLLEGE	USM-KP	W2	9-6	9-8-3	Cook (1-0)	6-8-9	Rainer	n/a	2-0	2:30
4-9	Mississippi State	Starkville, Miss.	L1	6-9	6-10-4	Cook (1-1)	9-9-4	Snyder (3-0)	n/a	2-1	n/a
4-18	MILLSAPS	USM-KP	W1	9-2	9-8-4	J. Waters (2-0)	2-3-5	Bates	n/a	3-1	n/a
4-22	SPRING HILL	USM-KP	W2	6-5	6-11-2	F. Waters (1-0)	5-7-1	Herring	n/a	4-1	2:20
4-23	US Mer. Marines	USM-KP	W3	15-2	15-17-2	S. Phillips (1-0)	2-4-8	Compton	n/a	5-1	2:30
4-24	Miss. College	Clinton, Miss.	L1	6-7	6-11-2	J. Waters (2-1)	7-12-3	Mills	n/a	5-2	n/a
5-1	Spring Hill	Mobile, Ala.	W1	7-6	7-9	J. Waters (3-1)	6-7	n/a	n/a	6-2	n/a
5-3	LOYOLA (NO)	USM-KP	W2	11-10	11-13-4	J. Waters (4-1)	10-6-2	Hodgins	n/a	7-2	2:14
5-4	LOYOLA (NO)	USM-KP	W3	6-5	6-8-3	Reynolds (1-0)	5-6-5	Riordan	n/a	8-2	2:02
5-9	Loyola (NO)	UNO, La.	L1	2-18	2-6-10	McGowan (1-0)	18-15-1	Riordan	n/a	8-3	2:50
5-10	Loyola (NO)	UNO, La.	L2	5-13	5-11-7	Reynolds (1-1)	13-8-3	Gibbens	n/a	8-4	2:50
5-13	US Mer. Marines	Pass Christian, Miss.	W1	11-4	11-15	S. Phillips (2-0)	4	n/a	n/a	9-4	n/a

1948 record: 11-11; home: 8-4, away: 3-7

Coach Thad "Pie" Vann, 1st year

Date	Opponent	Site	Streak	Score	USM	W/L	Opponent	W/L	Att	Record	Time
3-19	SPRING HILL	USM-KP	W1	10-5	10-16-3	Phillips (1-0)	5-6-10	Erhardt	n/a	1-0	2:40
3-20	SPRING HILL	USM-KP	W2	10-4	10-15-3	Coggins (1-0)	4-6-4	Culpepper	n/a	2-0	2:06
3-25	OLE MISS	USM-KP	L1	1-2 (11)	1-6-3	Reynolds (0-1)	2-5-1	Scheider	n/a	2-1	2:50
3-26	OLE MISS	USM-KP	W1	8-7	8-10-3	Coggins (2-0)	7-7-4	Briscoe	n/a	3-1	2:26
4-3	Whiting NAS	Pensacola, Fla.	W2	15-1	15-17-2	Didier (1-0)	1-4-11	Reeves	n/a	4-1	2:25
4-7	MERIDIAN PEPS	USM-KP	W3	14-7	14-16-3	Didier (2-0)	7-10-2	Stephens	n/a	5-1	2:40
4-8	Miss. College	Clinton, Miss.	L1	11-12	11-12-7	Coggins (2-1)	12-10-1	Ross	n/a	5-2	n/a
4-9	Miss. College	Clinton, Miss.	W1	8-3	8-13-0	F. Waters (1-0)	3-6-3	Chambers	n/a	6-2	n/a
4-16	MILLSAPS	USM-KP	W2	8-1	8-9-1	F. Waters (2-0)	1-6-3	Posey	n/a	7-2	1:50
4-21	PENSACOLA NAS	USM-KP	L1	6-8	6-8-6	Didier (2-1)	8-11-4	DeMoise	n/a	7-3	2:05
4-24	Loyola (NO)	UNO, La.	L2	4-5	4-12-5	F. Waters (2-1)	5-8-1	Quigley	n/a	7-4	n/a
4-27	MISS. COLLEGE	USM-KP	L3	1-3	1-4-3	Coggins (2-2)	3-6-2	Potter	n/a	7-5	2:07
4-28	MISS. COLLEGE	USM-KP	W1	8-1	8-10-0	F. Waters (3-1)	1-7-3	Nicholson	n/a	8-5	2:05
4-30	Keesler AFB	Biloxi, Miss.	L1	13-17	13-19-3	Phillips (1-1)	17-16-3	Seeman	n/a	8-6	n/a
5-1	Pensacola NAS	Pensacola, Fla.	W1	14-9	14-16-7	F. Waters (4-1)	9-7-10	n/a	n/a	9-6	n/a
5-7	Spring Hill	Mobile, Ala.	L1	3-10	3-10-2	Coggins (2-3)	10-11-2	Erhardt	n/a	9-7	2:00
5-8	Spring Hill	Mobile, Ala.	L2	1-2	1-5-	F. Waters (4-2)	2-2	Juero	n/a	9-8	n/a
5-11	LOYOLA (NO)	USM-KP	L3	2-4 (14)	2-10-6	F. Waters (4-3)	4-7-8	Quigley	n/a	9-9	3:03
5-12	KEESLER AFB	USM-KP	W1	6-0	6-9-2	Didier (3-1)	0-2-3	Asburner	n/a	10-9	1:45
5-14	Millsaps	Jackson, Miss.	L1	5-6	5-7-6	Carpenter (0-1)	6-5-4	Posey	n/a	10-10	n/a
5-17	Southeastern La.	Hammond, La.	L2	8-9	8-13-2	Phillips (1-2)	9-10-1	Blacock	n/a	10-11	n/a
5-18	SOUTHEASTERN LA.	USM-KP	W1	14-7	14-14-4	Carpenter (1-1)	7-9-5	Blacock	n/a	11-11	1:58

1949 record: 10-10; home: 5-4, away: 5-5, neutral: 0-1, gsc: 6-5

Coach Thad "Pie" Vann, 2nd year

Date	Opponent	Site	Streak	Score	USM	W/L	Opponent	W/L	Att	Record	Time
4-2	Tulane (n)	Laurel, Miss.	L1	3-4	3-6-1	Coggins (0-1)	4-5-1	Owens	n/a	0-1	2:25
4-4	MISS. COLLEGE	USM-KP	W1	8-3	8-8-1	LeGros (1-0)	3-6-3	Ross	n/a	1-1	2:05
4-5	MISS. COLLEGE	USM-KP	W2	6-4	6-8-4	Williams (1-0)	4-7-2	Hahn	n/a	2-1	2:35
4-6	*SPRING HILL	USM-KP	W3	12-2	12-14-1	Coggins (1-1)	2-3-7	Tuero	n/a	3-1	n/a
4-8	MILLSAPS	USM-KP	W4	12-1	12-15-3	LeGros (2-0)	1-7-5	Posey	n/a	4-1	3:29
4-14	Ole Miss	Oxford, Miss.	W5	11-8	11-16-4	Coggins (2-1)	8-6-7	Tharp	n/a	5-1	2:25
4-15	Ole Miss	Oxford, Miss.	L1	2-18	2-7-4	LeGros (2-1)	18-15-1	Briscoe	n/a	5-2	2:21
4-18	*NW (La.) St.	Natchitoches, La.	W1	8-1	8-10	Coggins (3-1)	1-3	Willis	n/a	6-2	n/a
4-19	*Louisiana Tech	Ruston, La.	W2	10-4	10-16-1	LeGros (3-1)	4-10-3	L. Smith	n/a	7-2	n/a
4-25	*Spring Hill	Mobile, Ala.	W3	8-5	8-8-4	Carpenter (1-0)	5-8-5	Murphy	n/a	8-2	2:40
4-28	*LOYOLA (NO)	USM-KP	W4	1-0	1-	Coggins (4-1)	0	n/a	n/a	9-2	n/a
5-2	*NW (La.) St.	USM-KP	L1	1-2	1-5-3	Coggins (4-2)	2-5-1	Willis	n/a	9-3	1:45
5-3	*LOUISIANA TECH	USM-KP	L2	0-5	0-3-1	LeGros (3-2)	5-10-2	Adkins	n/a	9-4	2:02
5-4	WEST ALABAMA	USM-KP	L3	9-10	9-6-7	LeGros (3-3)	10-12-1	Myrick	n/a	9-5	3:00
5-6	*La.-Lafayette	Lafayette, La.	L4	4-5	4-8-6	Coggins (4-3)	5-5-1	Harrison	n/a	9-6	n/a
5-7	*La. College	Pineville, La.	L5	1-3	1-5-	LeGros (3-4)	3-4	E. Smith	n/a	9-7	n/a
5-9	PENSACOLA NAS	USM-KP	L6	6-13	6-6-9	Seymour (0-1)	13-12-1	Alton	n/a	9-8	2:03
5-11	*Southeastern La.	Hammond, La.	W1	16-2	16-17-1	LeGros (4-4)	2-3-8	Childs	n/a	10-8	n/a
5-12	*Loyola (NO)	UNO, La.	L1	5-13	5-9-5	Coggins (4-4)	13-13-1	Konick	n/a	10-9	2:05
5-14	Pensacola NAS	Pensacola, Fla.	L2	4-5 (14)	4-17-	LeGros (4-5)	5-8	n/a	n/a	10-10	n/a

*Gulf States Conference Game

1950 record: 5-6; home: 2-3, away: 3-3, gsc: 5-5

Coach Clyde "Heifer" Stuart, 1st year

Date	Opponent	Site	Streak	Score	USM	W/L	Opponent	W/L	Att	Record	Time
3-31	OLE MISS	USM-KP	L1	1-2	1-4-2	LeGros (0-1)	2-4-0	Briscoe	n/a	0-1	2:00
4-15	*Spring Hill	Mobile, Ala.	W1	6-3 (7)	6-7-1	LeGros (1-1)	3-4-1	Murphy	n/a	1-1	n/a
4-15	*Spring Hill	Mobile, Ala.	W2	4-1 (7)	4-10-1	O'Barr (1-0)	1-2-2	Tuero	n/a	2-1	n/a
4-18	*Southeastern La.	Hammond, La.	W3	2-0 (8)	2-3-1	LeGros (2-1)	0-2-3	Lukawacki	n/a	3-1	n/a
4-18	*Southeastern La.	Hammond, La.	L1	1-2 (7)	1-1-3	Carpenter (0-1)	2-5-3	McCants	n/a	3-2	n/a



Year-by-Year Results

4-22	*Loyola (NO)	UNO, La.	L2	0-5 (7)	0-3-6	LeGros (2-2)	5-3-2	Konick	n/a	3-3	n/a
4-22	*Loyola (NO)	UNO, La.	L3	3-4 (7)	3-7-3	Carpenter (0-2)	4-5-0	Robinson	n/a	3-4	n/a
4-28	*SOUTHEASTERN LA.	USM-KP	L4	1-2 (7)	1-5-2	LeGros (2-3)	2-3-2	McCants	n/a	3-5	1:25
4-28	*SOUTHEASTERN LA.	USM-KP	W1	5-3 (7)	5-5-1	O'Barr (2-0)	3-8-3	Lukawacki	n/a	4-5	1:30
5-2	*LOYOLA (NO)	USM-KP	W2	4-3 (7)	4-14-2	LeGros (3-3)	3-6-2	Konick	n/a	5-5	1:40
5-2	*LOYOLA (NO)	USM-KP	L1	2-3 (10)	2-8-1	Carpenter (0-3)	3-8-1	Robinson	n/a	5-6	2:10

*Gulf States Conference Game

1951 record: 7-6-1; home: 5-2-1, away: 2-4, gsc: 7-5

Coach Clyde "Heifer" Stuart, 2nd year

Date	Opponent	Site	Streak	Score	USM	W/L	Opponent	W/L	Att	Record	Time
3-30	WHEATON	USM-SHP	L1	6-8	6-9-7	LeGros (0-1)	8-5-4	Davies	n/a	0-1	2:35
3-31	WHEATON	USM-SHP	T	3-3 (11)	3-5-4	n/a	3-6-3	n/a	n/a	0-1-1	n/a
4-21	*SOUTHEASTERN LA.	USM-SHP	W1	1-0 (7)	1-3-1	LeGros (1-1)	0-2-3	McCants	n/a	1-1-1	1:05
4-21	*SOUTHEASTERN LA.	USM-SHP	W2	7-6 (7)	7-9-3	Byrne (1-0)	6-8-5	Gleason	n/a	2-1-1	1:45
4-24	*SPRING HILL	USM-SHP	W3	7-3	7-11-4	McNair (1-0)	3-8-5	Ryan	n/a	3-1-1	1:55
4-25	*Spring Hill	Mobile, Ala.	W4	9-1	9-8-0	LeGros (2-1)	1-7-3	Murphy	n/a	4-1-1	n/a
4-28	*Loyola (NO)	UNO, La.	L1	2-3 (8)	2-5-3	LeGros (2-2)	3-9-0	Landrieu	n/a	4-2-1	1:35
4-28	*Loyola (NO)	UNO, La.	L2	3-4 (7)	3-5-3	LeGros (2-3)	4-3-0	Goodman	n/a	4-3-1	1:30
5-2	*LOYOLA (NO)	USM-SHP	W1	2-1 (7)	2-4-2	McNair (2-0)	1-4-3	Landrieu	n/a	5-3-1	1:10
5-2	*LOYOLA (NO)	USM-SHP	L1	2-5 (7)	2-6-0	LeGros (2-4)	5-9-3	Rouselle	n/a	5-4-1	1:35
5-5	*Southeastern La.	Hammond, La.	W1	14-0 (7)	14-10-	LeGros (3-4)	0-4-	n/a	n/a	6-4-1	n/a
5-5	*Southeastern La.	Hammond, La.	L1	3-4 (7)	3-	McNair (2-1)	4-	n/a	n/a	6-5-1	n/a
5-8	*Spring Hill	Mobile, Ala.	L2	4-8	4-10-4	LeGros (3-5)	8-11-3	Wanucha	n/a	6-6-1	2:10
5-9	*SPRING HILL	USM-SHP	W1	8-5	8-10-3	Byrne (2-0)	5-8-5	Ryan	n/a	7-6-1	2:05

*Gulf States Conference Game

1952 record: 6-5; home: 3-2, away: 3-3, gsc: 6-5

Coach Clyde "Heifer" Stuart, 3rd year

Date	Opponent	Site	Streak	Score	USM	W/L	Opponent	W/L	Att	Record	Time
4-18	*SPRING HILL	USM-SHP	L1	3-4 (10)	3-6-1	Moss (0-1)	4-14-6	Wanucha	n/a	0-1	n/a
4-19	*Spring Hill	Mobile, Ala.	W1	11-8	11-10	Revon (1-0)	8-8-	Rein	n/a	1-1	n/a
4-25	*SOUTHEASTERN LA.	USM-SHP	W2	7-4	7-7-3	Moss (1-1)	4-6-2	Chaney	n/a	2-1	n/a
4-26	*SOUTHEASTERN LA.	USM-SHP	W3	8-4	8-10-1	Mitcherson (1-0)	4-7-2	Hood	n/a	3-1	n/a
4-29	*SPRING HILL	USM-SHP	W4	5-4	5-9-2	Revon (2-0)	4-6-1	Wanucha	n/a	4-1	n/a
4-30	*Spring Hill	Mobile, Ala.	W5	10-6	10-11-0	McNair (1-0)	6-11-5	Massey	n/a	5-1	3:28
5-3	*Loyola (NO)	New Orleans, La.	L1	5-7 (7)	5-11-4	Moss (1-2)	7-11-1	Majoria	n/a	5-2	1:45
5-3	*Loyola (NO)	New Orleans, La.	L2	6-7 (11)	6-14-4	McNair (1-1)	7-17-1	Goodman	n/a	5-3	2:45
5-6	*Southeastern La.	Hammond, La.	W1	18-10	18-17-3	Revon (3-0)	10-13-7	n/a	n/a	6-3	n/a
5-7	*Southeastern La.	Hammond, La.	L1	5-7	5-8-2	Moss (1-3)	7-14-4	Hood	n/a	6-4	n/a
5-9	*LOYOLA (NO)	USM-SHP	L2	1-2	1-7-5	Byrne (0-1)	2-7-3	n/a	n/a	6-5	n/a

*Gulf States Conference Game

1953 record: 9-1; home: 6-0, away: 3-1

Coach Clyde "Heifer" Stuart, 4th year

Date	Opponent	Site	Streak	Score	USM	W/L	Opponent	W/L	Att	Record	Time
3-28	MISS. COLLEGE	USM-SHP	W1	7-6	7-8-1	Pepper (1-0)	6-8-3	Morris	n/a	1-0	2:38
4-13	SOUTHEASTERN LA.	USM-SHP	W2	1-0 (7)	1-5-4	Bradley (1-0)	0-2-3	Poole	n/a	2-0	1:33
4-13	SOUTHEASTERN LA.	USM-SHP	W3	2-1 (7)	2-8-2	Pepper (2-0)	1-2-3	Hood	n/a	3-0	1:46
4-17	Spring Hill	Mobile, Ala.	W4	10-4	10-17-2	Pepper (3-0)	4-7-1	Twomey	n/a	4-0	n/a
4-18	SPRING HILL	USM-SHP	W5	8-7 (11)	8-9-2	Pepper (4-0)	7-11-2	Murphy	n/a	5-0	n/a
4-28	Loyola (NO)	New Orleans, La.	L1	3-4	3-4-2	Pepper (4-1)	4-6-1	Belaire (7-1)	n/a	5-1	2:16
5-4	Loyola (NO)	New Orleans, La.	W1	9-1	9-9-1	Moss (1-0)	1-4-3	Gallman	n/a	6-1	1:55
5-7	SPRING HILL	USM-SHP	W2	2-0	2-3-1	Pepper (5-1)	0-3-0	Poole	n/a	7-1	1:55
5-8	Spring Hill	Mobile, Ala.	W3	13-8	13-12-	Bradley (2-0)	8-10-	Mahfouz	n/a	8-1	n/a
5-14	LOYOLA (NO)	USM-SHP	W4	13-2	13-12-4	Pepper (6-1)	2-4-1	Belaire	n/a	9-1	2:27

1954 record: 10-2; home: 7-0, away: 2-2, neutral: 1-0

Coach Clyde "Heifer" Stuart, 5th year

Date	Opponent	Site	Streak	Score	USM	W/L	Opponent	W/L	Att	Record	Time
3-20	LOUISIANA TECH	USM-SHP	W1	5-3	5-6-3	Pepper (1-0)	3-7-3	Waller	n/a	1-0	n/a
3-25	NORTHERN ILLINOIS	USM-SHP	W2	13-0 (7)	13-13-0	Pepper (2-0)	0-0-2	Deleporte	n/a	2-0	n/a
3-29	SOUTHEASTERN LA.	USM-SHP	W3	9-3	9-9-2	Pepper (3-0)	3-1-7	Cook	n/a	3-0	n/a
4-5	Southeastern La.	Hammond, La.	W4	15-4	15-17	Pepper (4-0)	4-4	McCants	n/a	4-0	n/a
4-7	Spring Hill	Mobile, Ala.	L1	3-6	3-9-3	Butler (0-1)	6-9-1	Oen	n/a	4-1	n/a
4-15	CINCINNATI	USM-SHP	W1	5-2	5-9-2	Pepper (5-0)	2-4-5	Ernst	n/a	5-1	n/a
4-24	LOYOLA (NO)	USM-SHP	W2	13-2	13-13-0	Pepper (6-0)	2-5-2	n/a	n/a	6-1	n/a
4-27	LOYOLA (NO)	USM-SHP	W3	4-3	4-8-3	Pepper (7-0)	3-5-3	Belaire	n/a	7-1	n/a
5-4	Miss. College	Hazelhurst, Miss.	W4	11-4	11-11	Pepper (8-0)	4-5	n/a	n/a	8-1	n/a
5-8	LOYOLA (NO)	USM-SHP	W5	2-1	2-5-0	Pepper (9-0)	1-6-6	Gallman	n/a	9-1	n/a
5-11	Loyola (NO)	New Orleans, La.	L1	1-6	1-8-2	Butler (0-2)	6-7-0	Spannel	n/a	9-2	2:00
5-12	Spring Hill	Mobile, Ala.	W1	8-0	8-8-1	Pepper (10-0)	0-6-8	Wright	n/a	10-1	n/a

1955 record: 7-4; home: 5-1, away: 1-3, neutral: 1-0

Coach Clyde "Heifer" Stuart, 6th year

Date	Opponent	Site	Streak	Score	USM	W/L	Opponent	W/L	Att	Record	Time
3-16	SOUTHEASTERN LA.	USM-SHP	W1	7-2	7-9-8	Webb (1-0)	2-4-4	McCants	n/a	1-0	n/a
3-23	LOUISIANA TECH	USM-SHP	W2	11-5	11-11-2	Hatten (1-0)	5-7-4	Andrews	n/a	2-0	2:30
3-29	MILLSAPS	USM-SHP	W3	14-1	14-11-5	Webb (2-0)	1-4-6	Ramsey	n/a	3-0	n/a
4-14	WHEATON	USM-SHP	W4	5-4	5-5-0	Eddy (1-0)	4-7-5	Barber	n/a	4-0	2:45



Year-by-Year Results

4-16	Spring Hill	Mobile, Ala.	L1	6-9	6-7-1	Webb (2-1)	9-7-3	Oen	n/a	4-1	n/a
4-23	Loyola (NO)	New Orleans, La.	L2	5-15	5-7-4	Webb (2-2)	15-15-5	Gelpi	n/a	4-2	n/a
4-26	SPRING HILL	USM-SHP	W1	14-4	14-6-1	McBay (1-0)	4-2-3	Poole	n/a	5-2	n/a
4-30	Loyola (NO)	New Orleans, La.	L1	5-7	5-10-1	McBay (1-1)	7-14-0	Gallman (3-0)	n/a	5-3	2:35
5-03	Miss. College	Clinton, Miss.	W1	9-4	9-12-2	McBay (2-1)	4-5-5	Barfield	n/a	6-3	n/a
5-14	Miss. College	Hazelhurst, Miss.	W2	5-4	5-4-	Eddy (2-0)	4-8-	n/a	n/a	7-3	n/a
5-19	LOYOLA (NO)	USM-SHP	L1	3-9	3-8-1	McBay (2-2)	9-9-1	Gelpi	n/a	7-4	n/a

1956 record: 7-8-1; home: 5-5-1, away: 1-3, neutral: 1-0

Coach Clyde "Heifer" Stuart, 7th year

Date	Opponent	Site	Streak	Score	USM	W/L	Opponent	W/L	Att	Record	Time
3-16	Southeastern La.	Hammond, La.	L1	1-5	1-8-1	Prater (0-1)	5-7-1	Sardenga	n/a	0-1	n/a
3-23	Southeastern La.	Hammond, La.	W1	7-5	7-9-4	Youngblom (1-0)	5-9-3	Thomas	n/a	1-1	n/a
3-26	ILL. WESLEYAN	USM	L1	5-6	5-9-1	Garbin (0-1)	6-6-0	Affelot	n/a	1-2	n/a
3-29	CENTENARY	USM	L2	0-10	0-9-4	McBay (0-1)	10-11-0	Yeager	n/a	1-3	n/a
3-30	CENTENARY	USM	L3	4-5	4-7-2	Dickinson (0-1)	5-8-4	Stahl	n/a	1-4	n/a
3-31	LOUISIANA TECH	USM	W1	7-1	7-8-1	Prater (1-1)	1-3-4	Andrews	n/a	2-4	n/a
4-2	WHEATON	USM	W2	16-7	16-12-5	Dickinson (1-1)	7-8-5	Johnson	n/a	3-4	n/a
4-3	WHEATON	USM	W3	12-8	12-9-1	McBay (1-1)	8-13-3	Kamm	n/a	4-4	3:45
4-6	TULANE	USM	L1	4-15	4-7-2	Dickinson (1-2)	15-17-2	Regan (3-0)	n/a	4-5	n/a
4-17	SPRING HILL	USM	W1	5-2	5-8-5	Youngblom (2-0)	2-2-1	Oen	n/a	5-5	2:15
5-23	LOYOLA (NO)	USM	L1	1-4 (10)	1-5-2	Prater (1-2)	4-8-2	Gelpi	n/a	5-6	2:40
4-28	Loyola (NO)	New Orleans, La.	L2	1-9	1-2-4	Hatten (0-1)	9-12-0	Pollet	n/a	5-7	2:15
5-2	Spring Hill	Mobile, Ala.	L3	5-6	5-8-0	Youngblom (2-1)	6-9-2	Oen	n/a	5-8	n/a
5-4	SOUTHEASTERN LA.	USM	W1	5-1	5-5-0	Dickinson (2-2)	1-4-1	McCrary	n/a	6-8	n/a
5-10	LOYOLA (NO)	USM	T	11-11 (11)	11-11-8	n/a	11-6-5	n/a	n/a	6-8-1	3:40
5-12	Miss. College	Hazelhurst, Miss.	W1	17-4	17-21-	Youngblom (3-1)	4-10-	Bryan	n/a	7-8-1	n/a

1957 record: 4-8; home: 3-4, away: 1-4

Coach Clyde "Heifer" Stuart, 8th year

Date	Opponent	Site	Streak	Score	USM	W/L	Opponent	W/L	Att	Record	Time
3-16	LOYOLA (NO)	USM	L1	2-8	2-4-5	Hatten (0-1)	8-11-2	Gattuso	n/a	0-1	3:05
3-27	Southeastern La.	Hammond, La.	L2	0-13	0-4-5	Prater (0-1)	13-12-2	McCrary	n/a	0-2	n/a
3-29	ILL. WESLEYAN	USM	W1	6-0	6-8-0	Dickinson (1-0)	0-2-1	Wright	n/a	1-2	2:30
3-30	ILL. WESLEYAN	USM	L1	2-3	2-2-4	Hatten (1-1)	3-5-3	House	n/a	1-3	2:20
4-9	SOUTHEASTERN LA.	USM	W1	1-0	1-5-1	Dickinson (2-0)	0-3-1	McCrary	n/a	2-3	1:59
4-10	Spring Hill	Mobile, Ala.	L1	2-3 (10)	2-4-2	Prater (0-2)	3-5-1	Oen	n/a	2-4	2:40
4-13	LOYOLA (NO)	USM	W1	10-1	10-14-1	Dickinson (3-0)	1-7-3	Gattuso	n/a	3-4	n/a
4-19	WHEATON	USM	L1	8-9	8-11-2	Youngblom (0-1)	9-7-2	Cole	n/a	3-5	n/a
4-23	SOUTHEASTERN LA.	USM	L2	5-7	5-10-1	Dickinson (3-1)	7-6-1	Hernandez	n/a	3-6	n/a
4-26	Loyola (NO)	New Orleans, La.	L3	2-3 (8)	2-7-2	Youngblom (0-2)	3-6-2	Mire	n/a	3-7	n/a
4-26	Loyola (NO)	New Orleans, La.	L4	2-7 (7)	2-3-2	Hatten (1-2)	7-7-1	Mire	n/a	3-8	n/a
5-8	Southeastern La.	Hammond, La.	W1	10-8	10-17-2	Parter (1-2)	8-12-1	Price	n/a	4-8	n/a

1958 record: 7-7; home: 6-2, away: 1-5

Coach Clyde "Heifer" Stuart, 9th year

Date	Opponent	Site	Streak	Score	USM	W/L	Opponent	W/L	Att	Record	Time
3-15	Loyola (NO)	New Orleans, La.	L1	2-9	2-9-	Prater (0-1)	9-10-	Pollet	n/a	0-1	2:20
3-20	SOUTHEASTERN LA.	USM	W1	3-0	3-8-1	Meeks (1-0)	0-4-2	Price	n/a	1-1	n/a
3-26	Southeastern La.	Hammond, La.	L1	5-6 (11)	5-9-6	Farrar (0-1)u	6-11-2	Hernandez	n/a	1-2	n/a
3-29	LOYOLA (NO)	USM	L2	2-3	2-7-0	Farrar (0-2)	3-8-0	Silva	n/a	1-3	n/a
4-10	ARKANSAS	USM	W1	6-3 (7)	6-6-2	Farrar (1-2)	3-3-3	Hughes	n/a	2-3	n/a
4-10	ARKANSAS	USM	W2	4-3 (7)	4-5-3	Meeks (2-0)	3-6-3	Hobson	n/a	3-3	n/a
4-12	Loyola (NO)	New Orleans, La.	L1	3-6	3-7-1	Hatten (0-1)	6-10-	Guttuso (3-0)	n/a	3-4	n/a
4-17	Spring Hill	Mobile, Ala.	L2	0-1	0-4-	Meeks (2-1)	1-7-	Thublin	n/a	3-5	n/a
4-21	SPRING HILL	USM	W1	7-2	7-8-1	Farrar (2-2)	2-6-0	Savage	n/a	4-5	n/a
4-23	SOUTHEASTERN LA.	USM	W2	11-0	11-13-0	Meeks (3-1)	0-2-3	Stringfield	n/a	5-5	n/a
5-3	SPRING HILL	USM	W3	9-6	9-11-2	Hatten (1-1)	6-8-1	Hayden	n/a	6-5	n/a
5-6	Spring Hill	Mobile, Ala.	W4	5-2	5-10-	Meeks (4-1)	2-10-2	Thublin	n/a	7-5	n/a
5-8	Southeastern La.	Hammond, La.	L1	5-6	5-13	Hatten (1-2)	6-11	Payne	n/a	7-6	n/a
5-9	LOYOLA (NO)	USM	L2	0-9	0-8-6	Farrar (2-3)	9-13-3	Mire	n/a	7-7	n/a

1959 record: 10-5; home: 9-3, away: 1-2

Coach C.J. "Pete" Taylor, 1st year

Date	Opponent	Site	Streak	Score	USM	W/L	Opponent	W/L	Att	Record	Time
3-24	ALBION	USM	W1	17-3 (7)	17-11-1	Jones (1-0)	3-7-8	Banovic	n/a	1-0	n/a
3-24	ALBION	USM	W2	10-4 (7)	10-7-1	Poole (1-0)	4-7-5	Masteller	n/a	2-0	n/a
3-30	ILL. WESLEYAN	USM	L1	4-10	4	Farrar (0-1)	10	n/a	n/a	2-1	n/a
3-31	ILL. WESLEYAN	USM	W1	9-5	9-11-0	Poole (2-0)	5-7-5	Hahn	n/a	3-1	n/a
4-2	WHEATON	USM	W2	9-4	9-5-3	Jones (2-0)	4-2-1	Cole	n/a	4-1	n/a
4-3	WHEATON	USM	W3	4-1	4-5-0	Meridith (1-0)	1-4-3	Pott	n/a	5-1	n/a
4-4	WHEATON	USM	L1	4-5	4-6-3	Farrar (0-2)	5-6-4	Petersen	n/a	5-2	n/a
4-7	Southeastern La.	Hammond, La.	L2	7-8	7-9-10	Poole (2-1)	8-5-2	Keller	n/a	5-3	n/a
4-14	SPRING HILL	USM	L3	2-6	2-6-0	Jones (2-1)	6-5-2	Daley	n/a	5-4	2:42
4-15	SOUTHEASTERN LA.	USM	W1	7-3	7-9-3	Poole (3-1)	3-5-2	Oubre	n/a	6-4	2:05
4-23	SPRING HILL	USM	W2	4-2	4-7-1	Wilhelmi (1-0)	2-6-3	Current	n/a	7-4	n/a
4-29	Southeastern La.	Hammond, La.	W3	5-4	5-12-	Poole (4-1)	4-10-	Hardy	n/a	8-4	n/a
5-5	MILLSAPS	USM	W4	10-5	10-14-3	Ethridge (1-0)	5-8-0	Marett	n/a	9-4	n/a
5-7	SPRING HILL	USM	W5	7-6	7-8-0	Poole (4-1)	6-5-0	Curran	n/a	10-4	n/a
5-11	Spring Hill	Mobile, Ala.	L1	6-7	6-8-	Poole (4-2)	7-13-	Savage	n/a	10-5	n/a



Year-by-Year Results

1960 record: 14-3; home: 10-1, away: 4-2

Coach C.J. "Pete" Taylor, 2nd year

Date	Opponent	Site	Streak	Score	USM	W/L	Opponent	W/L	Att	Record	Time
3-25	LA-MONROE	USM	W1	4-1	4-8-2	Pooler (1-0)	1-2-3	n/a	n/a	1-0	n/a
3-26	Miss. College	Clinton, Miss.	L1	6-8	6-8-4	Wilhelmi (0-1)	8-12-6	Echols	n/a	1-1	n/a
4-2	Delta State	Cleveland, Miss.	L2	8-13	8-8-	Pooler (1-1)	13-11	Wood	n/a	1-2	n/a
4-6	HANOVER	USM	W1	10-9	10-12-5	Ethridge (1-0)	9-11-2	Harris	n/a	2-2	3:03
4-9	SPRING HILL	USM	W2	13-2	13-12-1	Pooler (2-1)	2-7-	Hayden	n/a	3-2	n/a
4-11	Nicholls State	Thibodaux, La.	W3	2-1	2-4-	Wilhelmi (1-1)	1-3	Stratt	n/a	4-2	n/a
4-13	WHEATON	USM	W4	11-2	11-8-3	Pooler (3-1)	2-7-8	Amstler	n/a	5-2	n/a
4-14	WHEATON	USM	W5	16-4	16-12-4	Wilhelmi (2-1)	4-8-6	Niednagle	n/a	6-2	n/a
4-25	NICHOLLS STATE	USM	W6	7-2	7-10-3	Wilhelmi (3-1)	2-5-2	Morrow	n/a	7-2	n/a
4-27	Spring Hill	Mobile, Ala.	W7	3-1	3-5	Pooler (4-1)	1-4	Torpay	n/a	8-2	n/a
4-29	DELTA STATE	USM	L1	3-5	3-7	Ethridge (1-1)	5-9	Wood	n/a	8-3	n/a
4-30	DELTA STATE	USM	W1	11-10	11-13-5	Wilhelmi (4-1)	10-12-5	Williams	n/a	9-3	n/a
5-3	SPRING HILL	USM	W2	10-4	10-11	Allen (1-0)	4-7-8	Jarvis	n/a	10-3	n/a
5-4	MILLSAPS	USM	W3	1-0	1	Pooler (5-1)	0	n/a	n/a	11-3	n/a
5-10	Millsaps	Jackson, Miss.	W4	12-3	12-12	Ethridge (2-1)	3-8	Marrett	n/a	12-3	n/a
5-13	MISS. COLLEGE	USM	W5	8-7	8-13-3	Wilhelmi (5-1)	7-5-5	Hussey	n/a	13-3	n/a
5-14	Spring Hill	Mobile, Ala.	W6	13-5	13-14-3	Pooler (6-1)	5-5	Roy	n/a	14-3	n/a

1961 record: 12-7; home: 7-3, away: 5-4

Coach C.J. "Pete" Taylor, 3rd year

Date	Opponent	Site	Streak	Score	USM	W/L	Opponent	W/L	Att	Record	Time
3-25	SPRING HILL	USM	W1	13-2	13-11	Ethridge (1-0)	2-8	Torpay	n/a	1-0	n/a
4-6	WHEATON	USM	L1	9-12 (8)	9-8-9	Koski (0-1)	12-10-2	Hanson	n/a	1-1	n/a
4-7	WHEATON	USM	W1	8-0 (7)	8-5-1	Ethridge (2-0)	0-4-2	Gordon	n/a	2-1	n/a
4-7	WHEATON	USM	W2	7-1 (7)	7-6-2	Hollingsworth (1-0)	1-4-2	Ladd	n/a	3-1	n/a
4-13	MILLSAPS	USM	W3	12-10	12-11	Hollingsworth (2-0)	10-15	V. Shaw	n/a	4-1	n/a
4-14	Nicholls State	Thibodaux, La.	L1	3-6	3-	Ethridge (2-1)	6	Morrow	n/a	4-2	n/a
4-15	Loyola (NO)	New Orleans, La.	L2	3-7	3-10	Koski (0-2)	7-7	Pietri	n/a	4-3	n/a
4-18	DELTA STATE	USM	W1	7-5	7-7-4	Ethridge (3-1)	5-13-5	Terry	n/a	5-3	2:50
4-19	DELTA STATE	USM	L1	5-6	5-6-3	Bobo (1-0)	6-9-3	Crocker	n/a	5-4	n/a
4-22	Spring Hill	Mobile, Ala.	W1	6-0	6-8	Ethridge (4-1)	0-3-4	G. Lewis	n/a	6-4	n/a
4-25	LOYOLA (NO)	USM	L1	8-13	8-8-4	Koski (0-3)	13-16-5	Delpedio	n/a	6-5	n/a
4-28	La-Monroe	Monroe, La.	L2	1-4	1-4	Ethridge (4-2)	4	Caldwell	n/a	6-6	n/a
4-29	La-Monroe	Monroe, La.	W1	16-10	16-16-4	Hollingsworth (3-0)	10-15-3	n/a	n/a	7-6	n/a
5-1	NICHOLLS STATE	USM	W2	3-2 (10)	3-5-1	Bobo (2-0)	2-7-4	Lawrence	n/a	8-6	n/a
5-5	Delta State	Cleveland, Miss.	W3	4-1	4-7-4	Ethridge (5-2)	1-5-3	Williams	n/a	9-6	n/a
5-8	SPRING HILL	USM	L1	6-12	6-10-3	Ethridge (5-3)	12-17-2	Torpey	n/a	9-7	n/a
5-11	Spring Hill	Mobile, Ala.	W1	7-4	7-10-2	Ethridge (6-3)	4-7-1	G. Lewis	n/a	10-7	n/a
5-12	Millsaps	Jackson, Miss.	W2	1-0	1-5	Brown (1-0)	0-6	McMurray	n/a	11-7	n/a
5-13	MISS. COLLEGE	USM	W3	20-6	20-18-3	Ethridge (7-3)	6-10-6	Nevels	n/a	12-7	n/a

1962 record: 8-7-1; home: 5-2-1, away: 3-5

Coach C.J. "Pete" Taylor, 4th year

Date	Opponent	Site	Streak	Score	USM	W/L	Opponent	W/L	Att	Record	Time
3-19	Alabama	Tuscaloosa, Ala.	L1	0-6	0-4-2	Ethridge (0-1)	6-8-0	Griffin	n/a	0-1	n/a
3-20	Alabama	Tuscaloosa, Ala.	L2	3-5	3-8-0	Miller (0-1)	5-5-1	Leiby	n/a	0-2	n/a
3-23	Spring Hill	Mobile, Ala.	W1	9-5	9-8-2	Ethridge (1-1)	5-10-3	Andrews	n/a	1-2	n/a
3-26	ALABAMA	USM	W2	4-2	4-6	Miller (1-1)	2-8	Griffin	n/a	2-2	n/a
3-27	ALABAMA	USM	W3	8-4	8-8-1	Wilson (1-0)	4-6-2	Leiby	n/a	3-2	n/a
3-28	ILL. WESLEYAN	USM	W4	12-3	12-19	Hollingsworth (1-0)	3-8	Hawthorne	n/a	4-2	n/a
3-29	ILL. WESLEYAN	USM	Tie	7-7	7-9-4	n/a	7-10-5	n/a	n/a	4-2-1	n/a
4-2	Tulane	New Orleans, La.	W1	9-5	9-11-	Brown (1-0)	5-5-3	Zimmerman	n/a	5-2-1	2:48
4-11	Southeastern La.	Hammond, La.	L1	5-6	5-6	Ethridge (1-2)	6-10	Hegwood	n/a	5-3-1	3:01
4-14	Spring Hill	Mobile, Ala.	W1	2-1	2-6-3	Wilson (2-0)	1-5-1	Torpey	n/a	6-3-1	n/a
4-17	SPRING HILL	USM	W2	7-4	7-11-4	Ethridge (2-2)	4-5-5	Dolan	n/a	7-3-1	2:35
4-24	SOUTHEASTERN LA.	USM	W3	8-5	8-7-0	Miller (2-1)	5-8-4	Hegwood	n/a	8-3-1	n/a
4-28	TULANE	USM	L1	6-7	6	n/a	7	n/a	n/a	8-4-1	n/a
5-1	SPRING HILL	USM	L2	4-11	4-6-4	George (0-1)	11-14-3	Torpey	n/a	8-5-1	2:40
5-4	Delta State	Cleveland, Miss.	L3	2-3	2-6-2	Miller (2-2)	3-9-2	Sexton	n/a	8-6-1	n/a
5-5	Delta State	Cleveland, Miss.	L4	2-4	2-8-6	Ethridge	4-6-4	Crocker	n/a	8-7-1	n/a

1963 record: 10-12-1; home: 8-5, away: 2-6-1, neutral: 0-1

Coach C.J. "Pete" Taylor, 5th year

Date	Opponent	Site	Streak	Score	USM	W/L	Opponent	W/L	Att	Record	Time
3-15	Tulane	New Orleans, La.	Tie	7-7	7-10	n/a	7-5	n/a	500	0-0-1	3:05
3-16	TULANE	USM	L1	2-3	2	Willoughby (0-1)	3	n/a	n/a	0-1-1	n/a
3-18	ALABAMA	USM	L2	6-7	6-10-2	George (0-1)	7-11-0	Andrews	n/a	0-2-1	3:07
3-19	ALABAMA	USM	L3	4-11	4-9	Wilson (0-1)	11-14	Moore	n/a	0-3-1	3:16
3-24	Southeastern La.	Hammond, La.	L4	0-6	0-7-2	Miller (0-1)	6-9-2	Paternostro	n/a	0-4-1	2:45
3-27	ILL. WESLEYAN	USM	W1	12-6	12-11-2	Willoughby (1-1)	6-11-8	Keefe	n/a	1-4-1	3:08
3-28	ILL. WESLEYAN	USM	L1	4-5	4-7-1	Miller (1-1)	5-7-2	Mielke	n/a	1-5-1	2:38
3-30	Spring Hill	Mobile, Ala.	W1	5-3	5-6-1	Wilson (1-1)	3-9-2	Torpay	n/a	2-5-1	n/a
4-2	Mississippi State	Starkville, Miss.	L1	4-8	4-6-3	Willoughby (1-2)	8-6-3	Montgomery	n/a	2-6-1	n/a
4-3	Mississippi State	Starkville, Miss.	L2	3-6	3-6-3	Miller (1-2)	6-8-2	Langston	1100	2-7-1	2:35
4-5	DELTA STATE	USM	W1	3-2	3-6-3	George (1-1)	2-7-2	DiFabio	n/a	3-7-1	2:17
4-6	Delta State	McComb, Miss.	L1	4-6 (10)	4-8-3	Willoughby (2-2)	6-11-4	Rossi	82	3-8-1	3:14
4-12	ARKANSAS	USM	W1	5-4	5-12-2	Miller (2-2)	4-6-3	Mount	n/a	4-8-1	2:25



Year-by-Year Results

4-13	ARKANSAS	USM	W2	4-0	4	George (2-1)	0	n/a	n/a	5-8-1	n/a
4-15	SOUTHEASTERN LA.	USM	W3	4-1	4-7	Miller (3-2)	1-5	Miller	n/a	6-8-1	n/a
4-20	LOYOLA (NO)	USM	W4	6-4	6-14-3	Willoughby (3-2)	4-9-2	Delatte	n/a	7-8-1	2:25
4-22	SPRING HILL	USM	W5	20-1	20-15-0	George (3-1)	1-4-5	Torpay	n/a	8-8-1	2:19
4-25	MISSISSIPPI STATE	USM	L1	3-5	3-10-2	Miller (3-3)	5-6-0	McCool	n/a	8-9-1	2:29
4-27	Spring Hill	Mobile, Ala.	L2	4-7	4-6-	George (3-2)	7-10	Torpay	n/a	8-10-1	n/a
5-3	Delta State	Cleveland, Miss.	L3	3-7	3-8-1	Willoughby (3-3)	7	DiFabio (2-3)	n/a	8-11-1	n/a
5-4	Delta State	Cleveland, Miss.	L4	2-5	2	Miller (3-4)	5	Galtelli	n/a	8-12-1	n/a
5-6	Loyola (NO)	New Orleans, La.	W1	7-3	7-8-7	Willoughby (4-3)	3-6-5	Vollenweider	n/a	9-12-1	2:40
5-11	SPRING HILL	USM	W2	2-1	2-4	George (4-2)	1-2	Torpay	n/a	10-12-1	2:06

1964 record : 15-5; home: 8-2, away: 7-3

Coach C.J. "Pete" Taylor, 6th year

Date	Opponent	Site	Streak	Score	USM	W/L	Opponent	W/L	Att	Record	Time
3-13	ALABAMA	USM	W1	5-4	5-9-0	George (1-0)	4-5-1	Barnett (0-1)	n/a	1-0	n/a
3-17	Miss. College	Clinton, Miss.	W2	8-4	8-9	George (2-0)	4-8	Mohon	n/a	2-0	n/a
3-24	ILLINOIS ST.	USM	W3	1-0	1-5-1	Wilson (1-0)	0-6-1	Ackman (0-1)	n/a	3-0	2:22
3-26	Alabama	Tuscaloosa, Ala.	L1	1-8	1-3	Miller (0-1)	8-12	Barnett	n/a	3-1	n/a
3-27	Alabama	Tuscaloosa, Ala.	W1	5-1	5-7	George (3-0)	1-7	Thompson	n/a	4-1	n/a
3-30	OLE MISS	USM	W2	2-0	2-4-1	Wilson (2-0)	0-5-1	Peresich	n/a	5-1	2:16
3-31	Ole Miss	Laurel, Miss.	L1	2-10	2-6-1	George (3-1)	10-10-5	Prine (1-0)	n/a	5-2	2:25
4-2	Mississippi State	Starkville, Miss.	W1	10-6	10-9-3	Cabiniss (1-0)	6-9-4	Chambers (0-1)	n/a	6-2	2:50
4-4	Spring Hill	Mobile, Ala.	W2	2-0	2-7-3	Wilson (3-0)	0-4-1	Tanner	n/a	7-2	2:25
4-11	LOYOLA (NO)	USM	L1	3-10	3-6-3	Wilson (3-1)	10-12-0	Palazzo (3-3)	n/a	7-3	2:13
4-15	MISS. COLLEGE	USM	W1	5-0	5-9-3	George (4-1)	0-3-2	Root (2-3)	n/a	8-3	1:51
4-17	DELTA STATE	USM	L1	4-5 (12)	4-7-3	Cabaniss (0-1)	5-9-3	Galtelli (2-0)	n/a	8-4	3:01
4-18	DELTA STATE	USM	W1	4-1	4-6-1	Miller (1-1)	1-6-2	Miles	n/a	9-4	2:12
4-20	Spring Hill	Mobile, Ala.	W1	4-2	4-7-1	George (5-1)	2-8-0	Tanner	n/a	10-4	n/a
4-28	Loyola (NO)	New Orleans, La.	W2	8-3	8-13-3	Wilson (4-1)	3-5-3	Lopez	n/a	11-4	2:45
4-30	MISSISSIPPI STATE	USM	W3	3-1	3-7-1	Miller (2-1)	1-9-6	McCool (1-1)	n/a	12-4	2:17
5-2	Delta State	Cleveland, Miss.	W4	9-1	9-9-1	Wilson (5-1)	1-5-5	DiFabio (1-2)	n/a	13-4	2:47
5-3	Delta State	Cleveland, Miss.	L1	5-6	5-7-4	George (5-2)	6-8-6	Galtelli (3-0)	n/a	13-5	2:31
5-5	SPRING HILL	USM	W1	5-3	5-12-1	Miller (3-1)	3-12-4	Tanner	n/a	14-5	2:05
5-8	SPRING HILL	USM	W2	8-1	8-13-2	George (6-2)	1-7-3	Laubenthal (1-2)	n/a	15-5	2:25

1965 record: 15-4; home: 10-2, away: 5-2

Coach C.J. "Pete" Taylor, 7th year

Date	Opponent	Site	Streak	Score	USM	W/L	Opponent	W/L	Att	Record	Time
3-20	ALABAMA	USM	W1	2-1 (7)	2-4-2	Wilson (1-0)	1-3-2	Towers	n/a	1-0	n/a
3-20	ALABAMA	USM	L1	0-6 (7)	0-0-1	George (0-1)	6-5-5	Elmore	n/a	1-1	n/a
3-23	Miss. College	Clinton, Miss.	W1	13-2	13-14-2	George (1-1)	2-7-2	Beam	n/a	2-1	2:26
3-26	MISSISSIPPI STATE	USM	W2	2-0	2-4-2	Wilson (2-0)	0-3-1	Chambers	n/a	3-1	n/a
4-2	Alabama	Tuscaloosa, Ala.	L1	3-6	3-5	Wilson (2-1)	6-12	Towers	n/a	3-2	n/a
4-5	ILL. WESLEYAN	USM	W1	9-8	9-7-3	McClellan (1-0)	8-12-2	Smith	n/a	4-2	n/a
4-6	ILL. WESLEYAN	USM	W2	10-4	10-8	George (2-1)	4-5	Bohn	n/a	5-2	n/a
4-8	OLE MISS	USM	W3	7-6	7-11-4	Cabiniss (1-0)	6-7-3	Hasler	n/a	6-2	2:35
4-9	Nicholls State	Thibodaux, La.	W4	2-1	2-4-3	Cabiniss (2-0)	1-5-1	Perre	n/a	7-2	n/a
4-10	Nicholls State	Thibodaux, La.	W5	5-2	5-11-3	Wilson (3-1)	2-6-0	Shelley (3-3)	n/a	8-2	2:05
4-16	ARKANSAS	USM	W6	4-1	4-7-3	Wilson (4-1)	1-4-2	Wright	n/a	9-2	n/a
4-17	ARKANSAS	USM	W7	15-9	15-17-4	Cabiniss (3-0)	9-12-6	Freeman	n/a	10-2	3:08
4-24	Spring Hill	USM	L1	2-3	2-7-3	George (2-2)	3-7-1	Tanner	n/a	10-3	2:11
4-27	SPRING HILL	Mobile, Ala.	W1	3-2	3-6-1	Wilson (5-1)	2-4-3	Pinkley	n/a	11-3	2:29
4-29	MISS. COLLEGE	USM	W2	11-3	11-13-3	Cabiniss (4-0)	3-9-6	Smith (2-3)	n/a	12-3	2:15
4-30	Delta State	Cleveland, Miss.	L1	1-3	1-7-0	Wilson (5-2)	3-8-3	DiFabio (6-0)	1000	12-4	2:29
5-1	Delta State	Cleveland, Miss.	W1	16-6	16-18-3	Cabiniss (5-0)	6-10-6	Cauthen (3-1)	750	13-4	2:45
5-7	DELTA STATE	USM	W2	12-4	12-13-3	Wilson (6-2)	4-9-3	Galtelli (0-3)	1200	14-4	2:40
5-8	DELTA STATE	USM	W3	8-6	8-13-1	George (3-2)	6-10-1	Miles (5-4)	1250	15-4	2:47

1966 record : 9-11; home: 7-7, away: 2-4

Coach C.J. "Pete" Taylor, 8th year

Date	Opponent	Site	Streak	Score	USM	W/L	Opponent	W/L	Att	Record	Time
3-18	NICHOLLS STATE	USM	W1	6-5	6-11-1	Jordan (1-0)	5-13-5	Pena (0-1)	n/a	1-0	2:45
3-19	NICHOLLS STATE	USM	W2	4-3	4-5-4	Assaf (1-0)	3-4-3	Shelley (2-1)	n/a	2-0	2:20
3-21	OLE MISS	USM	W3	6-1	6-8-1	Favre (1-0)	1-4-2	Peresich (0-1)	n/a	3-0	2:32
3-22	OLE MISS	USM	L1	2-9	2-4-5	Cabiniss (1-1)	9-15-2	Lambert (1-0)	n/a	3-1	2:20
3-29	MISS. COLLEGE	USM	W1	13-2	13-12-2	Assaf (2-0)	2-8-1	Michel (1-2)	n/a	4-1	2:21
3-31	SPRING HILL	USM	W2	7-3	7-10-0	Favre (2-0)	3-9-2	Pinkley (1-3)	n/a	5-1	2:14
4-2	Spring Hill	Mobile, Ala.	L1	4-7	4-10-5	Cabiniss (1-2)	7-9-2	Dennis (1-0)	n/a	5-2	2:46
4-4	Miss. College	Clinton, Miss.	W1	13-9	13-12	Assaf (3-0)	9-12	n/a	n/a	6-2	n/a
4-8	ILLINOIS ST.	USM	L1	3-8	3-7	Favre (2-1)	8-12	Sennett	n/a	6-3	n/a
4-9	ILLINOIS ST.	USM	L2	0-3	0-5	Campbell (0-1)	3-7	Wischnowski	n/a	6-4	n/a
4-11	SOUTHEASTERN LA.	USM	L3	1-5	1-5-4	Assaf (3-1)	5-5-1	Vaughn (5-1)	n/a	6-5	2:35
4-13	ARKANSAS	USM	W1	13-0 (8)	13-18	Favre (3-1)	0-4	Tyra	n/a	7-5	n/a
4-14	ARKANSAS	USM	W2	19-0	19-15	Cabiniss (2-2)	0-0-8	Kline	n/a	8-5	n/a
4-22	ALABAMA	USM	L1	1-4 (12)	1-9-1	Cabiniss (2-3)	4-6-2	Towers (3-2)	n/a	8-6	2:47
4-23	ALABAMA	USM	L2	2-6	2-8-6	Assaf (3-2)	6-8-0	Glass (3-2)	n/a	8-7	2:31
4-25	Alabama	Tuscaloosa, Ala.	L3	1-4	1-4	Campbell (1-1)	4-5	Kelley	n/a	8-8	n/a
4-29	Delta State	Cleveland, Miss.	W1	5-1	5-6-0	Assaf (4-2)	1-3-2	Lee (2-1)	n/a	9-8	2:00
5-3	Southeastern La.	Hammond, La.	L1	0-2	0-6-1	Campbell (1-2)	2-6-1	McKenzie	n/a	9-9	2:15
5-6	DELTA STATE	USM	L2	3-9	3-10-4	Assaf (4-3)	9-8-0	Boatner	n/a	9-10	2:40
5-7	DELTA STATE	USM	L3	1-2	1-3-2	Campbell (1-3)	2-4-1	Jourdan (5-3)	n/a	9-11	2:27



Year-by-Year Results

1967 record: 9-13; home: 3-9, away: 5-4, neutral: 1-0

Coach C.J. "Pete" Taylor, 9th year

Date	Opponent	Site	Streak	Score	USM	W/L	Opponent	W/L	Att	Record	Time
3-17	ILLINOIS ST.	USM	L1	3-12	3-2-2	Assaf (0-1)	12-14-1	Sennett	n/a	0-1	n/a
3-18	ILLINOIS ST.	USM	L2	5-6	5-7-4	Campbell (0-1)	6-4-5	Wischnowski	n/a	0-2	n/a
3-20	Nicholls State	Thibodaux, La.	W1	6-5	6-8	Campbell (1-1)	5-6	LeBlanc	n/a	1-2	n/a
3-21	Nicholls State	Thibodaux, La.	L1	2-8	2-6-4	Engels (0-1)	8-6-2	Rein (2-0)	n/a	1-3	n/a
3-23	OLE MISS	USM	L2	0-8	0-3-5	Assaf (0-2)	8-7-1	Hasler	n/a	1-4	n/a
3-24	OLE MISS	USM	W1	3-2	3-5-0	Sheets (1-0)	2-9-1	Stewart (0-1)	n/a	2-4	n/a
3-25	OLE MISS	USM	L1	0-6	0-5-3	Assaf (0-3)	6-7-2	Kerr (1-0)	n/a	2-5	n/a
3-25	Kalamazoo	Laurel, Miss.	W1	9-1 (7)	9-10-1	Williams (1-0)	1-10-4	Tichnor (0-2)	n/a	3-5	n/a
4-4	Alabama	Tuscaloosa, Ala.	W2	4-1	4-10-1	Assaf (1-3)	1-7-0	Colvin	n/a	4-5	n/a
4-4	Alabama	Tuscaloosa, Ala.	L1	2-10 (7)	2-5-2	Campbell (1-2)	10-13-3	Glover (3-1)	n/a	4-6	n/a
4-9	South Alabama	Mobile, Ala.	W1	8-6 (13)	8-14	Campbell (2-2)	6-9	Wiendell	n/a	5-6	n/a
4-10	Mississippi State	Starkville, Miss.	W2	8-7	8-8	Assaf (2-3)	7-10	Gregory	n/a	6-6	n/a
4-11	Mississippi State	Starkville, Miss.	L1	2-4	2-6	Williams (1-1)	4-10	Shumaker	n/a	6-7	n/a
4-15	Spring Hill	Mobile, Ala.	W1	4-3 (10)	4-8	Campbell (3-2)	3-6	Dennis	n/a	7-7	n/a
4-19	SPRING HILL	USM	L1	1-2 (11)	1-5	Assaf (2-4)	2-9	Covich (3-1)	n/a	7-8	n/a
4-21	MISS. COLLEGE	USM	L2	3-4	3-5-2	Sheets (1-1)	4-5-4	Farlow (6-2)	n/a	7-9	n/a
4-26	ALABAMA	USM	W1	5-1 (7)	5-5-1	Assaf (3-4)	1-1-4	Brunson (1-1)	n/a	8-9	n/a
4-26	ALABAMA	USM	W2	6-4 (7)	6-11-3	Campbell (4-2)	4-4-1	Douglas (4-1)	n/a	9-9	n/a
4-27	DELTA STATE	USM	L1	0-1 (10)	0-4-2	Sheets (1-2)	1-6-0	Jordan (8-3)	n/a	9-10	n/a
4-28	DELTA STATE	USM	L2	4-11 (8)	4-6-	Favre (0-1)	11-14	Wiltshire (2-0)	n/a	9-11	n/a
5-1	SOUTH ALABAMA	USM	L3	4-5	4-4-5	Assaf (3-5)	5-6-4	Chambless (5-0)	n/a	9-12	n/a
5-3	Miss. College	Clinton, Miss.	L4	5-6	5-4	Sheets (1-3)	6-10	Proffer	n/a	9-13	n/a

1968 record: 8-12; home: 5-7, away: 3-5

Coach C.J. "Pete" Taylor, 10th year

Date	Opponent	Site	Streak	Score	USM	W/L	Opponent	W/L	Att	Record	Time
3-14	AUBURN	USM	L1	4-6	4-8-0	Assaf (0-1)	6-11-2	Smith (1-0)	2200	0-1	2:50
3-15	AUBURN	USM	L2	3-5 (10)	3-10-6	Flynt (0-1)	5-7-2	Wallace (1-0)	1100	0-2	2:50
3-18	NICHOLLS ST.	USM	L3	2-7	2-7-2	Sheets (0-1)	7-11-0	Dorand (1-0)	1100	0-3	2:30
3-19	NICHOLLS ST.	USM	W1	4-1	4-5-2	Campbell (1-0)	4-5-3	Kleinpeter (0-2)	1050	1-3	2:21
3-26	Alabama	Tuscaloosa, Ala.	L1	2-3	2-2-2	Assaf (0-2)	3-4-3	Youell (1-0)	500	1-4	2:15
3-27	Alabama	Tuscaloosa, Ala.	L2	1-2 (11)	1-5-4	Flynt (0-2)	2-4-0	Innes (1-0)	1600	1-5	2:15
4-3	MISS. COLLEGE	USM	W1	10-0	10-10-2	Campbell (2-0)	0-3-3	Proffer (1-2)	800	2-5	2:05
4-6	Spring Hill	Mobile, Ala.	W2	11-1	11-15-2	Assaf (1-2)	1-3-1	Doll	n/a	3-5	3:15
4-8	MACMURRAY	USM	L1	1-3	1	Flynt (0-3)	3	n/a	n/a	3-6	n/a
4-9	MACMURRAY	USM	L2	1-7	1-7	Campbell (2-1)	7-11	Berst	n/a	3-7	n/a
4-10	ALABAMA	USM	L3	1-5 (7)	1-5	Assaf (1-3)	5-4	Innes	n/a	3-8	n/a
4-10	ALABAMA	USM	W1	5-3 (7)	5-8	Willoz (1-0)	3-5	Glover	n/a	4-8	n/a
4-15	Mississippi State	Starkville, Miss.	W2	4-2	4-6-2	Assaf (2-3)	2-6-4	Wallace (1-3)	n/a	5-8	n/a
4-16	Mississippi State	Starkville, Miss.	L1	3-4	3-8-1	Campbell (2-2)	4-9-3	Yarbrough (2-3)	2000	5-9	2:32
4-20	DELTA STATE	USM	L2	0-6	0-7-7	Assaf (2-4)	6-6-1	Jordan (5-0)	750	5-10	2:23
5-2	SPRING HILL	USM	W1	3-0	3-9-1	Campbell (3-2)	0-3-0	Czerniak (0-3)	n/a	6-11	2:03
5-3	Delta State	Cleveland, Miss.	L1	0-8	0-3-2	Assaf (2-5)	8-10-3	Grantham (3-1)	350	6-11	2:47
5-4	Delta State	Cleveland, Miss.	L2	2-5	2-5-4	Flynt (0-5)	5-9-3	Jordan (6-2)	250	6-12	2:44
5-8	South Alabama	Mobile, Ala.	W1	5-3	5-9	Campbell (4-2)	3-5	Smith	n/a	7-12	2:20
5-10	SOUTH ALABAMA	USM	W2	2-0	2-5-0	Assaf (3-5)	0-6-0	McFarland (4-3)	n/a	8-12	2:20

1969 record: 3-13; home: 2-5, away: 1-7, neutral: 0-1

Coach C.J. "Pete" Taylor, 11th year

Date	Opponent	Site	Streak	Score	USM	W/L	Opponent	W/L	Att	Record	Time
3-14	Nicholls St.	Thibodaux, La.	L1	2-6	2-6-1	Sheets (0-1)	6-7-3	Duhe (1-1)	735	0-1	2:01
3-21	Ole Miss	Oxford, Miss.	L2	4-7	4-9-1	Willoz (0-1)	7-12-6	Williams (1-1)	n/a	0-2	2:30
3-22	Ole Miss	Oxford, Miss.	L3	3-4	3-7-2	Sheets (0-2)	4-10-0	Hudson (1-0)	1500	0-3	2:00
3-26	Spring Hill	Mobile, Ala.	W1	2-1 (10)	2-10	Flynt (1-0)	1-9	Rodgers	n/a	1-3	n/a
3-28	ALABAMA	USM	L1	5-6	5-11-2	Willoz (0-2)	6-10-4	Innes (5-0)	n/a	1-4	2:05
3-29	ALABAMA	USM	L2	2-5	2-6-1	Corsetto (0-1)	5-8-0	Glover (3-1)	n/a	1-5	2:20
4-4	Alabama	Tuscaloosa, Ala.	L3	0-1	0-5	Flynt (1-1)	1-9	Glover	n/a	1-6	n/a
4-12	South Alabama	Mobile, Ala.	L4	1-8	1-7	Flynt (1-2)	8-10	McFarland	n/a	1-7	n/a
4-22	Mississippi State	Starkville, Miss.	L5	4-7	4-8	Flynt (1-3)	8-10	Wallace	n/a	1-8	n/a
4-23	Mississippi State	Starkville, Miss.	L6	1-12	1-5	Sheets (0-3)	12-14	Thompson	n/a	1-9	n/a
4-29	SPRING HILL	USM	W1	2-1	2-7	Flynt (2-3)	1-3	Czerniak	n/a	2-9	n/a
5-2	DELTA STATE	USM	L1	4-5 (11)	4-8	Willoz (0-3)	5-14	Jordan	n/a	2-10	n/a
5-3	DELTA STATE	USM	L2	2-3 (10)	2-5	Flynt (2-3)	3-4	Hudnall	n/a	2-11	n/a
5-6	SOUTH ALABAMA	USM	L3	3-6	3-7	Willoz (0-4)	6-8	McFarland	n/a	2-12	n/a
5-7	MISS. COLLEGE	USM	W1	5-4	5-6	Willoz (1-4)	4-5	Farlow	n/a	3-12	n/a
5-10	Miss. College	Brookhaven, Miss.	L1	4-5	4-8	Sheets (0-4)	5-10	Farlow	n/a	3-13	n/a

1970 record: 10-13; home: 8-8, away: 2-5

Coach C.J. "Pete" Taylor, 12th year

Date	Opponent	Site	Streak	Score	USM	W/L	Opponent	W/L	Att	Record	Time
3-10	NICHOLLS STATE	USM	L1	1-5	1-1-7	Corsetto (0-1)	5-8-2	Alfred	n/a	0-1	2:19
3-14	Tulane	New Orleans, La.	L2	0-2	0-4-2	Guy (0-1)	2-7-1	Thomas	n/a	0-2	n/a
3-14	Tulane	New Orleans, La.	L3	1-2	1-7-2	Muhs (0-1)	2-9-3	Winter	n/a	0-3	n/a
3-20	Ole Miss	Oxford, Miss.	L4	1-14	1-4	Muhs (0-2)	14-	Bowen	n/a	0-4	n/a
3-24	SIU-EDWARDSVILLE	USM	L5	2-4	2	Guy (0-2)	4	Thompson	n/a	0-5	n/a
3-25	MONMOUTH COLL	USM	W1	9-3	9-10	Corsetto (1-1)	3-10	Carlstedt	n/a	1-5	n/a
3-26	GANNON	USM	W2	7-1	7-6	Muhs (1-2)	1-3	Potash	n/a	2-5	n/a



Year-by-Year Results

3-27	GANNON	USM	W3	5-0	5-7	Willoz (1-0)	0-2	Grill	n/a	3-5	n/a
4-1	OLE MISS	USM	L1	1-4 (7)	1-3-2	Guy (0-3)	4-6-0	Setser	2000	3-6	n/a
4-1	OLE MISS	USM	L2	2-3 (8)	2-6-4	Flynt (0-1)	3-6-1	Williams	n/a	3-7	n/a
4-4	UNO	New Orleans, La.	W1	10-0	10	Corsetto (2-1)	0	n/a	n/a	4-7	n/a
4-6	MISSISSIPPI STATE	USM	L1	1-3	1-4-4	Guy (0-4)	3-5-2	Eichmeier	n/a	4-8	n/a
4-7	MISSISSIPPI STATE	USM	L2	1-4	1-8	Flynt (0-2)	4-8	Henderson	n/a	4-9	n/a
4-10	MISS. COLLEGE	USM	W1	1-0	1-8	Corsetto (3-1)	0-1	Hurt	n/a	5-9	n/a
4-14	LSU	USM	L1	5-2	5-11	Guy (0-5)	2-4	Burch	n/a	6-9	n/a
4-15	Spring Hill	Mobile, Ala.	W1	3-1	3-12-4	Flynt (1-2)	1-6-1	Czerniak	n/a	7-9	n/a
4-20	SOUTH ALABAMA	USM	W2	1-0 (7)	1-3-1	Guy (1-5)	0-4-0	L. Smith	n/a	7-10	n/a
4-20	SOUTH ALABAMA	USM	W3	6-2 (7)	6-7-4	Corsetto (4-1)	2-3-4	Dulaney	n/a	8-10	n/a
4-22	Miss. College	Clinton, Miss.	L1	2-5	2-3-1	Flynt (1-3)	5-7-0	Brooks	n/a	8-11	n/a
4-28	SPRING HILL	USM	L2	1-4	1-8-2	Guy (1-6)	4-6-0	Czerniak	n/a	8-12	n/a
5-1	DELTA STATE	USM	W1	7-1	7-9-3	Corsetto (5-1)	1-6-5	Campbell	n/a	9-12	n/a
5-5	LSU	Baton Rouge, La.	L3	2-6	2-5	Guy (1-7)	6-9	Wiles	n/a	9-13	n/a
5-7	UNO	USM	W1	2-1	2-5	Corsetto (6-1)	1-5	Melancon	n/a	10-13	n/a

1971 record: 17-10; home: 11-1, away: 6-9

Coach C.J. "Pete" Taylor, 13th year

Date	Opponent	Site	Streak	Score	USM	W/L	Opponent	W/L	Att	Record	Time
3-15	WILLIAM CAREY	USM	W1	4-1	4-9-1	Guy (1-0)	1-7-3	Barber	1500	1-0	2:29
3-17	LSU	Baton Rouge, La.	W2	8-0	8-10-1	Corsetto (1-0)	0-5-2	Wiles	n/a	2-0	n/a
3-19	Alabama	Tuscaloosa, Ala.	L1	1-2 (7)	1-3-1	Flynt (0-1)	2-7-2	Bryant	n/a	2-1	n/a
3-19	Alabama	Tuscaloosa, Ala.	L2	0-3 (7)	0-4-2	Guy (1-1)	3-5-1	Rucker	n/a	2-2	n/a
3-22	MISS. COLLEGE	USM	W1	10-3	10-9-2	Corsetto (2-0)	3-7-1	Hurt	1200	3-2	2:45
3-27	TULANE	USM	W2	2-0 (7)	2-5-0	Guy (2-1)	0-3-1	Winter	n/a	4-2	n/a
3-27	TULANE	USM	W3	10-0 (7)	10-11-0	Corsetto (3-0)	0-3-2	Thomas	n/a	5-2	n/a
3-30	William Carey	H'burg-WCC	W4	5-2	5-10-1	Muhs (1-0)	2-8-2	Lucius	n/a	6-2	n/a
3-31	Spring Hill	Mobile, Ala.	W5	4-2 (11)	4-10-1	Davenport (1-0)	2-5-0	Fitzgerald	n/a	7-2	n/a
4-3	South Alabama	Mobile, Ala.	L1	4-5 (10)	4-13-2	Guy (2-2)	5-9-4	Powell	n/a	7-3	n/a
4-3	South Alabama	Mobile, Ala.	W1	3-2 (7)	3-6-0	Corsetto (4-0)	2-4-1	Weeks	n/a	8-3	n/a
4-7	ALABAMA	USM	W2	4-0 (7)	4-10-2	Corsetto (5-0)	0-4-2	Bryant	n/a	9-3	n/a
4-7	ALABAMA	USM	W3	4-1 (7)	4-6-1	Guy (3-2)	1-4-1	Mims	n/a	10-3	n/a
4-8	GANNON	USM	W4	3-0	3-7-2	Muhs (2-0)	0-4-2	Laird (1-1)	n/a	11-3	n/a
4-9	GANNON	USM	W5	12-4	12-15-2	Davenport (2-0)	4-8-2	Ward (1-1)	n/a	12-3	n/a
4-12	UNO	USM	W6	9-6	9-14-3	Guy (4-2)	6-11-3	Zimmerman	n/a	13-3	n/a
4-20	Miss. College	Clinton, Miss.	L1	5-6	5-11-0	Guy (4-3)	6-7-0	Kilgore (2-1)	n/a	13-4	3:45
4-23	Delta State	Cleveland, Miss.	L2	3-4	3-9-1	Corsetto (5-1)	4-11-1	Killen (4-1)	n/a	13-5	2:26
4-24	Delta State	Cleveland, Miss.	L3	3-4 (11)	3-11-3	Davenport (2-1)	4-12-4	Fletcher (3-3)	n/a	13-6	n/a
4-27	Mississippi State	Starkville, Miss.	L4	0-9	0-1-4	Corsetto (5-2)	9-9-1	Myrick (2-2)	3000	13-7	2:05
4-28	Mississippi State	Starkville, Miss.	W1	6-3	6-11-1	Guy (5-3)	3-7-0	Reinstette	3000	14-7	3:14
4-30	DELTA STATE	USM	W2	3-1	3-12-0	Davenport (3-1)	1-7-0	Fletcher (3-4)	n/a	15-7	n/a
5-1	DELTA STATE	USM	L1	0-3	0-4-3	Corsetto (5-3)	3-11-1	Haines	n/a	15-8	n/a
5-3	LSU	USM	W1	6-0	6-9-0	Muhs (3-0)	0-3-1	Burch (4-4)	1200	16-8	1:29
5-5	UNO	New Orleans, La.	L1	2-7	2-8-1	Davenport (3-2)	7-14-0	Eagan (1-3)	n/a	16-9	n/a
5-6	William Carey	H'burg-SHP	W1	6-3	6-9-2	Guy (6-3)	3-7-2	Catlett (6-1)	1100	17-9	n/a
5-10	Ole Miss	Oxford, Miss.	L1	0-7	0-6-2	Muhs (3-1)	7-12-0	Napier (1-0)	500	17-10	2:05

1972 record: 12-16; home: 8-8, away: 4-8

Coach C.J. "Pete" Taylor, 14th year

Date	Opponent	Site	Streak	Score	USM	W/L	Opponent	W/L	Att	Record	Time
3-6	LOUISIANA TECH	USM	L1	8-9	8-11-3	Guy (0-1)	9-9-0	Holman (1-0)	1500	0-1	3:11
3-10	DELTA STATE	USM	L2	5-8	5-8-6	Brady (0-1)	8-11-3	Haines (1-0)	n/a	0-2	2:47
3-11	DELTA STATE	USM	W1	4-1	4-8-3	Guy (1-1)	1-5-2	Williams (0-1)	1700	1-2	2:27
3-14	Alabama	Tuscaloosa, Ala.	L1	1-5 (7)	1-4-1	Davenport (0-1)	5-7-0	Strawn (1-0)	600	1-3	1:22
3-14	Alabama	Tuscaloosa, Ala.	W1	7-6 (7)	7-8-1	Guy (2-1)	6-7-1	Youlif (0-1)	n/a	2-3	2:10
3-17	OLE MISS	USM	L1	1-9	1-8-1	Brady (0-2)	9-10-1	Pittman (2-0)	1250	2-4	2:25
3-18	OLE MISS	USM	L2	2-3 (6)	2-5-2	Guy (2-2)	3-6-0	Gaddis (1-1)	900	2-5	1:35
3-21	MISSISSIPPI STATE	USM	L3	0-4 (7)	0-1-1	Muhs (0-1)	4-8-0	Proffitt (3-0)	1300	2-6	1:35
3-21	MISSISSIPPI STATE	USM	W1	1-0 (7)	1-3-0	Davenport (1-1)	0-3-1	Myrick (2-1)	n/a	3-6	1:25
3-24	Ole Miss	Oxford, Miss.	L1	3-4 (8)	3-5-1	Guy (2-3)	4-6-1	Pittman (3-0)	300	3-7	1:55
3-24	Ole Miss	Oxford, Miss.	W1	3-0 (7)	3-7-0	Muhs (1-1)	0-7-0	Gaddis (1-2)	n/a	4-7	1:35
3-31	GANNON	USM	W2	8-3	8-9-1	Davenport (2-1)	3-7-5	Stozynsky (0-1)	200	5-7	2:18
4-1	GANNON	USM	W3	9-2	9-12-0	Muhs (2-1)	2-6-5	Laird (0-2)	150	6-7	2:15
4-6	WILLIAM CAREY	USM-SHP	W4	2-0	2-7-2	Guy (3-3)	0-0-2	Lease (3-2)	250	7-7	n/a
4-7	Nicholls State	Thibodaux, La.	L1	0-1	1-5-2	Davenport (2-2)	0-6-2	Alfred	n/a	7-8	n/a
4-8	Nicholls State	Thibodaux, La.	L2	0-4	0-1-1	Muhs (2-2)	4-11-0	Dinkie	n/a	7-9	n/a
4-11	UNO	New Orleans, La.	L3	2-7	2-5-1	Guy (3-4)	7-12-2	Sexton (7-1)	250	7-10	2:30
4-15	SPRING HILL	USM	W1	4-2 (7)	4-5-2	Guy (4-4)	2-5-0	Dean (1-3)	250	8-10	2:07
4-15	SPRING HILL	USM	W2	3-0 (7)	3-9-0	Davenport (3-2)	0-5-1	McWain (2-2)	n/a	9-10	1:22
4-18	LSU	Baton Rouge, La.	L1	3-5	3-7-1	Muhs (2-3)	5-11-3	Hollingsworth (3-1)	n/a	9-11	n/a
4-21	Delta State	Cleveland, Miss.	L2	0-7	0-4-2	Guy (4-5)	7-8-2	Payne (5-1)	n/a	9-12	2:35
4-22	Delta State	Cleveland, Miss.	W1	5-1	5-9-0	Davenport (4-2)	1-8-3	Green (1-1)	300	10-12	2:20
4-24	William Carey	H'burg-WCC	L1	6-18	6-13-4	Muhs (2-4)	18-21-2	Lucius	n/a	10-13	n/a
4-27	UNO	USM	L2	2-4	2-6-1	Davenport (4-3)	4-5-5	Jones (4-5)	250	10-14	2:31
5-3	SOUTH ALABAMA	USM	L3	0-2 (7)	0-3-1	Guy (4-6)	2-3-0	Butkus (8-1)	1400	10-15	1:24
5-3	SOUTH ALABAMA	USM	L4	0-8 (7)	0-7-1	Davenport (4-4)	8-12-3	Kombrink (7-0)	n/a	10-16	1:55
5-5	MISS. COLLEGE	Clinton, Miss.	W1	6-3	6-18-0	Muhs (3-4)	3-5-2	Hurt (2-3)	n/a	11-16	n/a
5-6	MISS. COLLEGE	USM	W2	6-1	6-8-0	Guy (5-6)	1-5-1	Alexander (2-3)	n/a	12-16	n/a



Year-by-Year Results

1973 record: 12-12; home: 12-4, away: 0-8

Coach C.J. "Pete" Taylor, 15th year

Date	Opponent	Site	Streak	Score	USM	W/L	Opponent	W/L	Att	Record	Time
3-5	LSU	USM	L1	0-2 (9)	0-3-0	Muhs (0-1)	2-4-0	Wiles (1-0)	1300	0-1	2:12
3-5	LSU	USM	L2	1-3 (7)	1-5-1	Smith (0-1)	3-6-0	Moock (1-0)	n/a	0-2	1:38
3-9	OLE MISS	USM	W1	5-3 (7)	5-10-0	Davenport (1-0)	3-5-1	Terry (0-1)	1600	1-2	1:53
3-9	OLE MISS	USM	L1	1-3 (7)	1-4-2	Muhs (0-2)	3-3-0	Park (1-0)	n/a	1-3	1:36
3-14	Mississippi State	Starkville, Miss.	L2	4-6 (7)	4-9-0	Smith (0-2)	6-9-2	Holmes (1-1)	n/a	1-4	n/a
3-14	Mississippi State	Starkville, Miss.	L3	4-8	4-4	Palmer(0-1)	8-13-4	Myrick(1-1)	n/a	1-5	n/a
3-19	SOUTHEASTERN LA.	USM	W1	5-2	5-9-0	Davenport (2-0)	2-10-0	Maronge (0-1)	1000	2-5	2:05
3-20	Alabama	Tuscaloosa, Ala.	L1	6-10	6-8-3	Muhs (0-3)	10-14-1	Truitt (1-0)	n/a	2-6	n/a
3-23	LA.-MONROE	USM	W1	9-1	9-17-0	Davenport (3-0)	1-7-2	Rockett (1-2)	800	3-6	2:10
3-28	WASHINGTON (Mo.)	USM	W2	3-0 (7)	3-7-1	Davenport (4-0)	0-4-1	Schmidt (0-1)	n/a	4-6	1:30
3-28	WASHINGTON (Mo.)	USM	W3	4-3 (7)	4-6-3	Muhs (1-3)	3-11-0	Hansen (0-1)	n/a	5-6	2:05
4-2	NW MISSOURI	USM	W4	5-4 (7)	5-7-2	Davenport (5-0)	4-4-0	Blum (2-1)	n/a	6-6	1:53
4-2	NW MISSOURI	USM	W5	6-2 (7)	6-6-4	Muhs (2-3)	2-6-4	Priest (2-1)	n/a	7-6	1:55
4-4	NORTH PARK	USM	W6	3-1 (7)	3-7-0	Smith (1-2)	1-3-0	Barsano (1-1)	n/a	8-6	1:32
4-4	NORTH PARK	USM	W7	4-1 (7)	4-6-2	Stevens (1-0)	1-3-2	Dusenberg (1-1)	n/a	9-6	1:47
4-6	Louisiana Tech	Ruston, La.	L1	1-2	1	Davenport (5-1)	2	n/a	n/a	9-7	n/a
4-10	UNO	USM	L2	0-3	0-1-2	Davenport (5-2)	3-9-0	Rasmussen (6-2)	n/a	9-8	2:14
4-15	South Alabama	Mobile, Ala.	L3	1-11	1-10-1	Muhs (2-4)	11-14-4	Hoffman (7-0)	n/a	9-9	2:29
4-15	South Alabama	Mobile, Ala.	L4	0-13 (7)	0-6-5	Davenport (5-3)	13-12-0	Mercer (4-1)	n/a	9-10	n/a
5-1	SPRING HILL	USM	W1	7-5	7-12-3	Smith (2-2)	5-7-1	Richards	n/a	10-10	n/a
5-3	MISS. COLLEGE	USM	W2	7-2 (7)	7-7-3	Stevens (2-0)	2-4-1	Kilgore (0-5)	n/a	11-10	1:54
5-3	MISS. COLLEGE	USM	W3	8-0 (7)	8-9-2	Davenport (5-0)	0-2-3	Alexander (0-4)	n/a	12-10	1:36
5-4	Spring Hill	Mobile, Ala.	L1	4-10	4-12	Adkins (0-1)	10-11	Prinster	n/a	12-11	n/a
5-5	UNO	New Orleans, La.	L2	2-6	2-8-2	Muhs (2-5)	6-8-0	Rasmussen (7-3)	n/a	12-12	2:47

1974 record: 16-12; home: 12-7, away: 4-5

Coach C.J. "Pete" Taylor, 16th year

Date	Opponent	Site	Streak	Score	USM	W/L	Opponent	W/L	Att	Record	Time
3-6	Miss. College	Clinton, Miss.	L1	8-11	8-14-3	Stevens (0-1)	11-16-3	Henslee (1-0)	n/a	0-1	n/a
3-8	MISSISSIPPI STATE	USM	W1	11-7	11-15-2	Mauldin (1-0)	7-8-5	Holmes (0-1)	1800	1-1	3:04
3-9	MISSISSIPPI STATE	USM	W2	5-3	5-5-3	Clark (1-0)	3-8-3	Myrick (0-1)	2100	2-1	2:35
3-12	Alabama	Tuscaloosa, Ala.	W3	3-2 (8)	3-8-0	Smith (1-0)	2-8-1	Archibald	n/a	3-1	n/a
3-12	Alabama	Tuscaloosa, Ala.	L1	3-10	3-5-2	Mauldin (1-1)	10-13-0	Holston	n/a	3-2	n/a
3-18	Ole Miss	Oxford, Miss.	W1	9-4 (7)	9-11-2	Smith (2-0)	4-6-2	Pittman (1-1)	150	4-2	n/a
3-18	Ole Miss	Oxford, Miss.	W2	3-2 (7)	3-6-0	Stevens (1-1)	2-3-0	Gaddis (1-1)	n/a	5-2	1:52
3-20	SOUTHEASTERN LA.	USM	W3	12-11	12-15-3	Clark (1-0)	11-17-6	Beaver (1-2)	1350	6-2	2:55
3-22	La.-Monroe	Monroe, La.	W4	13-0	13-17-3	Mauldin (2-1)	0-7-3	Holiday (1-3)	n/a	7-2	n/a
3-23	La.-Monroe	Monroe, La.	W5	12-2	12-10-1	Stevens (2-1)	2-9-4	Reese (0-3)	100	8-2	2:25
3-28	NORTH PARK	USM	W6	6-2	6-12-3	Smith (3-0)	2-6-5	Olmstead (0-1)	800	9-2	2:40
3-29	NORTH PARK	USM	W7	10-3 (7)	10-7-0	Clark (2-0)	3-5-5	Dusenberg (0-1)	1500	10-2	1:58
3-29	NORTH PARK	USM	W8	10-4 (7)	10-15-4	Roberson (1-0)	4-9-4	Barsano (0-1)	n/a	11-2	2:15
3-30	NORTH PARK	USM	L1	4-5	4-10-4	Munn (0-1)	5-5-2	Youngman (1-0)	1100	11-3	2:45
4-1	SOUTH ALABAMA	USM	L2	5-7	5-8-3	Smith (3-1)	7-9-1	Mercer (4-2)	2100	11-4	2:25
4-5	ALABAMA	USM	L3	0-14	0-7-4	Clark (2-1)	14-21-1	Blocker (4-0)	850	11-5	2:55
4-10	DELTA STATE	USM	L4	4-27	4-6-7	Mauldin (2-2)	27-28-3	Porter (6-0)	825	11-6	2:43
4-11	DELTA STATE	USM	L5	4-6	4-14-2	Smith (3-2)	6-10-3	Fielder (3-2)	900	11-7	2:17
4-17	UNO	USM	L6	0-6	0-5-3	Smith (3-3)	6-14-0	Jones (3-1)	350	11-8	2:25
4-19	MISS. COLLEGE	USM	W1	5-2	5-8-2	Krebs (1-0)	2-3-2	Mauer (1-2)	875	12-8	2:10
4-20	South Alabama	Mobile, Ala.	L1	1-15	1-8-4	Smith (3-4)	15-14-1	Choat (2-0)	450	12-9	2:31
4-23	Southeastern La.	Hammond, La.	W1	10-9	10-10-4	Smith (4-4)	9-8-2	Fogg (0-1)	n/a	13-9	2:20
4-24	OLE MISS	USM-SHP	W2	6-2 (7)	6-7-1	Clark (3-1)	2-6-2	Johnson (3-1)	800	14-9	1:57
4-24	OLE MISS	USM-SHP	L1	3-10 (7)	3-9-2	Smith (4-5)	10-12-0	Nau (2-0)	n/a	14-10	1:57
4-28	LSU	Baton Rouge, La.	L2	7-8	7-14-1	Smith (4-6)	8-14-4	Moock (5-4)	500	14-11	2:20
5-1	SPRING HILL	USM	W1	5-4 (7)	5-6-0	Roberson (3-0)	4-4-2	Ward (5-4)	750	15-11	1:40
5-1	UNO	New Orleans, La.	W2	3-1 (7)	3-6-0	Munn (1-1)	1-8-1	Scripp (3-2)	n/a	16-11	1:25
5-2	UNO	New Orleans, La.	L1	10-14	10-11-1	Clark (3-2)	14-12-2	Couret (1-0)	300	16-12	2:40

1975 record: 15-16; home: 12-5, away: 3-11

Coach C.J. "Pete" Taylor, 17th year

Date	Opponent	Site	Streak	Score	USM	W/L	Opponent	W/L	Att	Record	Time
3-4	Alabama	Tuscaloosa, Ala.	L1	2-3 (11)	2-7-1	Mauldin (0-1)	3-8-0	Lindsay (1-0)	53	0-1	2:10
3-4	Alabama	Tuscaloosa, Ala.	L2	1-6 (7)	1-5-2	Munn (0-1)	6-8-3	Donahue (1-0)	n/a	0-2	1:43
3-12	Memphis	USM	L3	0-7 (7)	0-2-0	Mauldin (0-2)	7-4-0	Parks (1-0)	2400	0-3	1:43
3-12	Memphis	USM	W1	1-0 (7)	1-6-1	Jamison (1-0)	0-3-0	Roberson(0-2)	n/a	1-3	1:33
3-16	Delta State	Cleveland, Miss.	L1	1-12 (7)	1-3-2	Roberson (0-1)	12-7-0	Hughes (1-1)	n/a	1-4	n/a
3-16	Delta State	Cleveland, Miss.	W1	4-1 (7)	4-6-0	Herring (1-0)	1-7-0	Porter (0-1)	n/a	2-4	n/a
3-17	Mississippi State	Starkville, Miss.	W2	3-1	3-4-1	Jamison (2-0)	1-7-3	Robinson(1-2)	n/a	3-4	2:11
3-22	SOUTHEASTERN LA.	USM	W3	8-5 (7)	8-10-1	Roberson (1-0)	5-7-3	Rutland (2-2)	2200	4-4	1:55
3-22	SOUTHEASTERN LA.	USM	L1	5-7 (7)	5-7-0	Krebs (0-1)	7-11-2	Maronge (1-0)	n/a	4-5	1:45
3-24	GANNON	USM	W1	6-0	6-9-0	Knight (1-0)	0-2-1	Armubster (0-1)	500	5-6	2:30
3-25	OLE MISS	USM	W2	7-3 (7)	7-7-2	Jamison (3-0)	3-4-1	Lyons (0-1)	2400	6-6	1:55
3-25	OLE MISS	USM	W3	4-0 (7)	4-7-1	Mauldin (1-2)	0-2-1	Nau (1-2)	n/a	7-6	1:21
3-26	GANNON	USM	W4	16-0	16-17-1	Munn (1-1)	0-3-7	Morosky (0-1)	n/a	8-6	n/a
3-27	ST. NORBERT	USM	W5	13-5 (7)	13-16-0	Roberson (2-0)	5-10-5	Sheean (0-1)	500	9-6	1:40
3-27	ST. NORBERT	USM	W6	12-0 (7)	12-11-1	Herring (2-0)	0-4-0	Kennedy (0-2)	n/a	10-6	1:37
3-28	GANNON	USM	W7	8-4 (8)	8-14-2	Krebs (1-1)	4-6-1	Ambruster (0-2)	150	11-6	2:25



Year-by-Year Results

4-2	ILL. WESLEYAN	USM	W8	8-4	8-12-1	Munn (2-1)	4-6-2	Vukovich (0-2)	n/a	12-6	1:58
4-3	SOUTH ALABAMA	USM	L1	0-7 (7)	0-3-2	Jamison (3-1)	7-7-1	Muich (9-0)	1500	12-7	1:51
4-3	SOUTH ALABAMA	USM	L2	1-7 (7)	1-2-1	Mauldin (1-3)	7-7-1	Whitaker (4-0)	n/a	12-8	1:52
4-12	TULANE	USM	L3	5-10(10)	5-11-5	Mauldin (1-4)	10-13-2	Mura (6-2)	1100	12-8	2:35
4-15	Southeastern La.	Hammond, La.	L4	3-6 (7)	3-5-0	Mauldin (1-5)	6-8-1	Richard (1-0)	n/a	12-9	n/a
4-15	Southeastern La.	Hammond, La.	L5	2-6 (7)	2-6-3	Munn (2-2)	6-6-3	Renton (1-1)	n/a	12-10	n/a
4-19	South Alabama	Mobile, Ala.	L6	1-2 (9)	1-6-3	Herring (2-1)	2-3-1	Sturgeon (6-0)	400	12-11	2:09
4-19	South Alabama	Mobile, Ala.	L7	1-3 (7)	1-2-0	Krebs (1-2)	3-8-3	Sturgeon(7-0)	n/a	12-12	1:29
4-21	Ole Miss	Oxford, Miss.	L8	0-8 (7)	0-2-2	Mauldin (1-6)	8-9-2	Ray (4-0)	500	12-13	1:30
4-21	Ole Miss	Oxford, Miss.	L9	2-4 (7)	2-7-1	Munn (2-3)	4-4-2	Lyons (1-2)	n/a	12-14	1:40
4-24	ALABAMA	USM	W1	7-6	7-8-1	Smith (1-0)	6-9-5	Donohue (4-3)	1000	13-14	2:05
4-26	UNO	New Orleans, La.	L1	1-3	1-4-2	Munn (2-3)	3-7-1	Shellington(3-5)	n/a	13-15	n/a
4-28	UNO	USM	W1	5-4 (10)	5-9-0	Smith (2-0)	4-12-3	Young (2-3)	500	14-15	2:25
5-2	Spring Hill	Mobile, Ala.	W2	10-8 (10)	10-15-0	Knight (2-0)	8-13-2	Scripp (5-2)	135	15-15	2:30
5-3	Tulane	New Orleans, La.	L1	2-4	2-8-6	Herring (2-2)	4-4-2	Mura (10-3)	n/a	15-16	n/a

1976 record: 20-21; home: 19-10, away: 1-11

Coach C.J. "Pete" Taylor, 18th year

Date	Opponent	Site	Streak	Score	USM	W/L	Opponent	W/L	Att	Record	Time
3-2	ALABAMA	USM	L1	2-4 (10)	2-4-3	Munn (0-1)	4-7-2	Drensky (2-0)	750	0-1	2:02
3-2	ALABAMA	USM	L2	3-9 (7)	3-6-6	Smith (0-1)	9-8-1	Lindsay (1-0)	n/a	0-2	1:59
3-6	South Alabama	Mobile, Ala.	L3	2-6	2-3-2	Hoover (0-1)	6-8-1	Williams (1-0)	500	0-3	2:10
3-6	South Alabama	Mobile, Ala.	L4	3-8 (7)	3-8-1	Duett (0-1)	8-11-0	Muich (1-0)	n/a	0-4	2:01
3-8	ST. BERNARD	USM	W1	7-2	7-10-1	Jamison (1-0)	2-3-0	Perdatt (0-1)	n/a	1-4	2:20
3-9	ARKANSAS-LR	USM	W2	9-3 (7)	9-8-1	Knight (1-0)	3-7-2	Bohannon (0-1)	n/a	2-4	1:50
3-9	ARKANSAS-LR	USM	W3	13-4 (7)	13-10-3	Herring (1-0)	4-8-2	Turpin (0-1)	n/a	3-4	2:01
3-13	MISSISSIPPI STATE	USM	L1	2-5	2-10-4	Munn (0-2)	5-7-4	Turcotte (1-0)	n/a	3-5	2:11
3-17	LOUISVILLE	USM	W1	11-1	11-6-3	Jamison (2-0)	1-6-10	Skiles (0-1)	1800	4-5	2:24
3-18	LOUISVILLE	USM	W2	5-3	5-11-2	Krebs (1-0)	3-10-3	Schupp (1-1)	n/a	5-5	2:14
3-22	Alabama	Tuscaloosa, Ala.	L1	0-11 (7)	0-5-2	Herring (1-2)	11-17-0	Owen (2-1)	250	5-6	2:06
3-22	Alabama	Tuscaloosa, Ala.	L2	2-10 (7)	2-5-3	Knight (1-1)	10-12-0	Sprowl (2-0)	n/a	5-7	1:55
3-26	ILL. WESLEYAN	USM	W1	3-2	3-6-1	Smith (1-1)	2-8-2	Schultz (0-1)	400	6-7	1:59
3-27	ILL. WESLEYAN	USM	W2	3-2 (7)	3-5-0	Jamison (3-0)	2-2-2	Mercer (0-1)	500	7-7	1:35
3-27	ILL. WESLEYAN	USM	W3	4-2 (7)	4-8-3	Keyes (1-0)	2-3-2	Vukovich(0-1)	n/a	8-7	1:40
3-29	NORTH PARK	USM	W4	18-0 (7)	18-22-3	Knight (2-1)	0-0-1	Wieman (0-1)	n/a	9-7	2:26
3-29	NORTH PARK	USM	W5	5-4 (7)	5-6-3	Homan (1-0)	4-8-3	Graham (0-1)	n/a	10-7	1:43
4-3	UNO	New Orleans, La.	L1	3-6	3-6-0	Smith (1-2)	6-11-1	Weil (3-3)	557	10-8	2:05
4-6	SPRING HILL	USM	W1	10-9 (7)	10-9-2	Smith (2-2)	9-7-3	Quinarian	n/a	11-8	n/a
4-6	SPRING HILL	USM	W2	3-2 (7)	3-3-0	Smith (3-2)	2-4-0	Ward	n/a	12-8	n/a
4-9	Ole Miss	Oxford, Miss.	L1	4-5 (7)	4-7-1	Smith (3-3)	5-9-2	Ray (1-1)	600	12-9	2:04
4-9	Ole Miss	Oxford, Miss.	L2	2-4 (7)	2-7-1	Jamison (3-1)	4-4-0	Harrison (2-0)	n/a	12-10	2:18
4-10	Memphis	Memphis, Tenn.	L3	2-4 (7)	2-3-0	Knight (2-2)	4-5-1	Lee (7-1)	n/a	12-11	n/a
4-10	Memphis	Memphis, Tenn.	L4	0-7 (7)	0-2-3	Keyes (1-1)	7-6-0	Leonard (2-0)	n/a	12-12	n/a
4-12	GANNON	USM	W1	11-1 (7)	11-9-1	Herring (2-2)	1-4-4	Perretta (0-1)	n/a	13-12	2:08
4-12	GANNON	USM	W2	8-7 (7)	8-10-1	Smith (4-3)	7-11-2	Ambruster (0-1)	n/a	14-12	2:04
4-13	GANNON	USM	W3	6-1 (7)	6-9-1	Homan (2-0)	1-4-3	Heasley (0-1)	300	15-12	1:42
4-13	GANNON	USM	W4	6-5 (9)	6-10-4	Valentine(1-0)	5-6-1	Reinstadtler (0-1)	n/a	16-12	2:24
4-14	DELTA STATE	USM	L1	1-7	1-4-4	Munn (0-3)	7-9-2	Porter (2-1)	500	16-13	2:04
4-15	DELTA STATE	USM	L2	6-12	6-10-4	Keyes (1-2)	12-15-6	Hughes (2-0)	500	16-14	2:41
4-16	GANNON	USM	W1	4-2	4-4-4	Smith (5-3)	2-6-3	Perretta (0-2)	150	17-14	2:11
4-20	Mississippi State	Starkville, Miss.	L1	0-4 (7)	0-2-0	Munn (0-4)	4-8-2	Robinson(6-3)	850	17-15	1:26
4-20	Mississippi State	Starkville, Miss.	L2	10-11 (7)	10-10-2	Smith (5-4)	11-14-5	Carlson (4-2)	n/a	17-16	2:04
4-22	UNO	USM	L3	5-6	5-14-3	Herring (2-3)	6-7-4	Swingle (6-2)	500	17-17	2:12
4-24	TULANE	USM	W1	5-4 (7)	5-13-0	Smith (6-4)	4-4-0	DeGrautola(1-3)	n/a	18-18	n/a
4-24	TULANE	USM	L1	1-9 (7)	1-3-5	Homan (2-1)	9-11-0	Tkac (5-2)/S/CG	n/a	18-18	n/a
4-27	SOUTHEASTERN LA.	USM	W1	1-0 (7)	1-4-1	Herring (3-3)	0-3-1	Renton (4-3)	600	19-18	1:22
4-27	SOUTHEASTERN LA.	USM	L1	4-5 (8)	4-5-2	Smith (6-5)	5-9-2	Maronge (2-1)	n/a	19-19	2:07
4-30	Spring Hill	Mobile, Ala.	W1	8-1 (7)	8-12-1	Knight (3-2)	1-5-4	Ounarian(2-5)	n/a	20-19	n/a
5-4	SOUTH ALABAMA	USM	L1	0-4 (7)	0-4-1	Herring (3-4)	4-6-2	Williams (6-1)	1500	20-20	1:50
5-4	SOUTH ALABAMA	USM	L2	2-3 (7)	2-4-0	Munn (0-5)	3-6-0	Baker (2-0)	n/a	20-21	1:32

1977 record: 17-16; home: 11-7, away: 6-9

Coach C.J. "Pete" Taylor, 19th year

Date	Opponent	Site	Streak	Score	USM	W/L	Opponent	W/L	Att	Record	Time
3-8	NW MISSOURI	USM	W1	6-1 (7)	6-11-4	Munn (1-0)	1-7-1	Maple (0-1)	n/a	1-0	n/a
3-8	NW MISSOURI	USM	L1	2-3 (7)	2-2-5	Jamison (0-1)	3-4-5	Westman (1-0)	n/a	1-1	n/a
3-11	Delta State	Cleveland, Miss.	L2	4-14	4-10-5	Becker (0-1)	14-14-0	Hughes (1-1)	n/a	1-2	n/a
3-12	Delta State	Cleveland, Miss.	L3	3-5 (7)	3-8-2	Hoover (0-1)	5-6-1	Porter (2-0)	n/a	1-3	n/a
3-12	Delta State	Cleveland, Miss.	L4	5-8 (7)	5-8-2	Munn (1-1)	8-10-2	Sandroni (1-1)	n/a	1-4	n/a
3-15	ALABAMA	USM	W1	1-0 (7)	1-4-1	Wallace (1-0)	0-4-1	Sprowl (3-3)	n/a	2-4	n/a
3-15	ALABAMA	USM	L1	1-8 (7)	1-4-0	Knight (0-1)	8-12-0	Owen (2-1)	n/a	2-5	n/a
3-16	OLE MISS	USM	W1	4-3 (7)	4-6-0	Munn (2-1)	3-6-0	Ferrell (0-1)	2600	3-5	n/a
3-16	OLE MISS	USM	W2	5-2 (7)	5-7-1	Jamison (1-1)	2-5-2	Turner (0-1)	n/a	4-5	n/a
3-19	SPRING HILL	USM	L1	3-5	3-6	Duett (0-1)	5-9	Ward (2-1)	n/a	4-6	n/a
3-25	MISSISSIPPI STATE	USM	W1	4-2	4-7-4	Jamison (2-1)	2-4-2	Willoughby (1-1)	1800	5-6	1:51
3-26	MISSISSIPPI STATE	USM	L1	1-9	1-8-2	Munn (2-2)	9-15-0	Darby (2-1)	1400	5-7	2:19
3-30	Delta State	Jackson-SW	L2	2-3	2-7-6	Jamison(2-2)	3-3-0	Fielder (4-1)	800	5-8	n/a
4-2	TULANE	USM	L3	1-6 (7)	1-6-0	Munn (2-3)	6-5-3	Tkac (1-2)	n/a	5-9	n/a
4-2	TULANE	USM	L4	1-9 (7)	1-6-4	Wallace (1-1)	9-10-1	DeGruotioia (5-1)	n/a	5-10	n/a
4-5	GANNON	USM	W1	6-2 (7)	6-7-1	Keyes (1-0)	2-1-0	Reinstadtler(0-1)	n/a	6-10	n/a
4-5	GANNON	USM	W2	6-3 (7)	6-7-4	Hoover (1-1)	3-3-0	Perretta	n/a	7-10	n/a



Year-by-Year Results

4-6	GANNON	USM	W3	3-0 (7)	3-5-0	Erickson (1-0)	0-4-0	Morasky (0-1)	n/a	8-10	n/a
4-6	GANNON	USM	W4	5-0 (7)	5-4-2	Dueitt (1-1)	0-2-0	Heasley (0-1)	n/a	9-10	n/a
4-8	GANNON	USM	W5	5-2	5-5-0	Becker (1-1)	2-3-6	Reinstadtler (0-2)	n/a	10-10	n/a
4-12	SOUTHEASTERN LA.	USM	L1	1-8 (7)	1-4-2	Jamison (2-3)	8-8-2	Ortiz (3-2)	n/a	10-11	n/a
4-12	SOUTHEASTERN LA.	USM	W1	3-2 (7)	3-6-2	Munn (3-3)	2-4-2	Julian (2-3)	n/a	11-11	n/a
4-14	South Alabama	Mobile, Ala.	L1	0-13 (7)	0-5-0	Knight (0-2)	13-9-2	Saunders (4-1)	700	11-12	1:40
4-14	South Alabama	Mobile, Ala.	L2	0-6	0-7-2	Becker (1-2)	6-7-0	Russell (6-2)	n/a	11-13	1:58
4-16	UNO	New Orleans, La.	L3	1-9 (7)	1-5-2	Dueitt (1-2)	9-9-1	Erickson	n/a	11-14	n/a
4-16	UNO	New Orleans, La.	W1	2-1 (7)	2-6-1	Knight (1-2)	1-6-0	Swingler	n/a	12-14	n/a
4-18	Ole Miss	Oxford, Miss.	W2	9-5 (7)	9-13-1	Munn (4-3)	5-9-0	Turner (2-2)	n/a	13-14	n/a
4-18	Ole Miss	Oxford, Miss.	L1	2-5 (7)	2-3-1	Jamison (2-4)	5-3-0	Griffin (2-1)	n/a	13-15	n/a
4-23	Alabama	Tuscaloosa, Ala.	L2	4-12 (7)	4-10-0	Knight (1-3)	12-13-2	Donahue (1-0)	n/a	13-16	n/a
4-23	Alabama	Tuscaloosa, Ala.	W1	7-5 (7)	7-9-5	Wallace (2-2)	5-8-4	Owen (3-3)	n/a	14-16	n/a
4-26	Southeastern La.	Hammond, La.	W2	6-3 (7)	6-10-4	Munn (5-3)	3-3-4	Maronge (5-6)	n/a	15-16	n/a
4-26	Southeastern La.	Hammond, La.	W3	8-0 (7)	8-9-1	Jamison (3-4)	0-1-3	Morton (4-7)	n/a	16-16	n/a
4-30	Spring Hill	Mobile, Ala.	W4	8-5	8-10-3	Dueitt (2-2)	5-10-3	Callero (1-2)	n/a	17-16	n/a

1978 record: 15-24; home: 13-9, away: 2-11, neutral: 0-4

Coach C.J. "Pete" Taylor, 20th year

Date	Opponent	Site	Streak	Score	USM	W/L	Opponent	W/L	Att	Record	Time
3-10	UNO	USM-SHP	L1	1-5 (7)	1-5-1	Jamison (0-1)	5-8-1	Kohorst (3-0)	1400	0-1	1:55
3-10	UNO	USM-SHP	L2	3-8 (7)	3-12-4	Knight (0-1)	8-8-1	Froelich (2-1)	n/a	0-2	2:05
3-11	MISS. COLLEGE	USM	W1	7-6 (7)	7-6-1	Iovino (1-0)	6-9-2	Brown (0-1)	1200	1-2	2:15
3-11	MISS. COLLEGE	USM	W2	3-2 (7)	3-5-1	Homan (1-0)	2-5-2	Huckaby (0-1)	n/a	2-2	1:38
3-13	ALABAMA	USM-SHP	W3	12-6 (7)	12-7-4	Wallace (1-0)	6-9-4	Monty (0-1)	1600	3-2	1:57
3-13	ALABAMA	USM-SHP	L1	0-7 (7)	0-6-7	Erickson (0-1)	7-9-1	Russell (1-0)	n/a	3-3	2:02
3-15	Southeastern La.	Hammond, La.	L2	2-9 (7)	9-10-0	Daniels (0-1)	9-10-0	Roseberry (2-0)	n/a	3-4	1:45
3-15	Southeastern La.	Hammond, La.	L3	7-14 (7)	7-6-5	Homan (1-1)	14-13-1	Morton (1-1)	n/a	3-5	2:25
3-17	Delta State	Laurel, Miss.	L4	2-11	2-5-4	Jamison (0-2)	11-8-4	Carter (3-0)	n/a	3-6	2:27
3-18	DELTA STATE	USM	W1	11-9 (7)	11-10-2	Knight (1-1)	9-13-4	Thigpen (1-1)	1400	4-6	1:59
3-18	DELTA STATE	USM	L1	4-15 (7)	4-7-3	Erickson (0-2)	15-13-1	Deerman (2-0)	n/a	4-7	2:01
3-21	GANNON	USM	W1	5-4 (7)	5-8-4	Wallace (2-0)	4-4-0	Russ (0-1)	1100	5-7	2:05
3-21	GANNON	USM	W2	7-0 (7)	7-5-0	Owen (1-0)	0-4-1	Heasley (0-1)	n/a	6-7	1:11
3-22	GANNON	USM	W3	4-3 (14)	4-8-3	Foret (1-0)	3-6-5	Ross (0-2)	n/a	7-7	3:55
3-28	MILLIKEN	USM	W4	2-1 (7)	2-6-0	Knight (2-1)	1-3-1	Corban (0-1)	475	8-7	1:36
3-28	MILLIKEN	USM	W5	2-1 (7)	2-6-2	Erickson (1-2)	1-5-1	Reed (1-0)	n/a	9-7	1:42
3-29	MILLIKEN	USM	W6	5-4 (7)	5-8-2	Stouter (1-0)	4-8-1	Durbin (0-2)	1100	10-7	1:45
3-29	MILLIKEN	USM	W7	11-1 (7)	11-12-0	Owen (2-0)	1-5-4	Overlot (01)	n/a	11-7	1:42
3-30	ELON	USM	L1	0-10 (7)	0-3-3	Jamison (0-3)	10-10-1	Meacham (3-0)	500	11-8	1:58
3-30	ELON	USM	W1	7-5 (7)	7-7-2	Wallace (3-0)	5-6-3	Davis (1-1)	n/a	12-8	1:55
3-31	ELON	USM	L1	1-8 (7)	1-4-3	Kenna (0-1)	8-8-1	Smith (3-0)	1100	12-9	1:59
3-31	ELON	USM	L2	1-2 (7)	1-5-0	Homan (1-2)	2-6-0	McKinnon (3-1)	n/a	12-10	1:27
4-2	West Alabama	Livingston, Ala.	L3	5-6	6-8-2	Knight (2-2)	6-8-2	Elliott (1-0)	150	12-11	2:02
4-4	Delta State	Jackson, Miss.	L4	0-9	0-7-1	Wallace (3-1)	9-12-1	Carter (6-0)	750	12-12	2:29
4-6	SPRING HILL	USM	W1	7-5	7-10-4	Foret (2-0)	5-9-6	Humphrey (3-2)	800	13-12	2:30
4-9	Ole Miss	Oxford, Miss.	L1	1-2 (7)	1-4-2	Knight (2-3)	2-4-3	Coleman (2-1)	1000	13-13	1:45
4-9	Ole Miss	Oxford, Miss.	L2	1-22 (7)	1-1-6	Wallace (3-2)	22-19-4	Davis (4-2)	n/a	13-14	2:30
4-10	Mississippi State	Starkville, Miss.	L3	3-7	3-4-5	Jamison (0-4)	7-7-2	Carlson (2-0)	2445	13-15	2:38
4-10	Mississippi State	Starkville, Miss.	L4	5-9	5-10-3	Knight (2-4)	9-13-4	Earhart (1-0)	n/a	13-16	2:14
4-16	WEST ALABAMA	USM	L5	10-12 (11)	10-17-5	Knight (2-5)	12-18-5	Miller (2-2)	1110	13-17	3:01
4-22	Alabama	Tuscaloosa, Ala.	L6	0-10 (7)	10-7-0	Wallace (3-3)	10-7-0	Flagler (5-3)	1800	13-18	1:42
4-22	Alabama	Tuscaloosa, Ala.	W1	8-6 (7)	8-11-2	Owen (3-0)	6-5-1	Russell	n/a	14-18	n/a
4-24	OLE MISS	USM	L1	1-3 (7)	1-3-1	Knight (2-6)	3-6-0	Adams (2-5)	1600	14-19	1:41
4-24	OLE MISS	USM	L2	3-6 (7)	3-4-3	Jamison (0-5)	6-9-0	Davis (3-5)	n/a	14-20	1:47
4-25	Miss. College	Jackson, Miss.	L3	8-14 (7)	8-7-3	Iovino (1-1)	14-15-0	Huckabee (4-6)	52	14-21	2:17
4-25	Miss. College	Jackson, Miss.	L4	6-10 (7)	6-9-5	Owen (3-1)	10-9-4	Brown (2-5)	n/a	14-22	1:34
4-30	Spring Hill	Mobile, Ala.	W1	6-5	6-10-3	Daniels (1-1)	5-10-2	Gamble (1-10)	175	15-22	2:05
5-1	UNO	New Orleans, La.	L1	1-2 (7)	1-7-0	Knight (2-7)	2-7-1	Froelich (9-2)	250	15-23	1:41
5-1	UNO	New Orleans, La.	L2	1-2 (7)	1-2-2	Stouder (1-1)	2-2-0	Dixon (9-2)	n/a	15-24	1:43

1979 record: 13-21; home: 9-9, away: 3-11, neutral: 1-1

Coach C.J. "Pete" Taylor, 21st year

Date	Opponent	Site	Streak	Score	USM	W/L	Opponent	W/L	Att	Record	Time
3-5	WASHINGTON	USM	W1	16-0	16-12-0	Erickson (1-0)	0-4-5	O'Donnell (0-1)	800	1-0	3:02
3-6	West Alabama	Livingston, Ala.	L1	2-3 (7)	2-4-0	Stouder (0-1)	3-6-3	Orr (1-1)	n/a	1-1	n/a
3-6	West Alabama	Livingston, Ala.	L2	1-2 (7)	1s-7-2	Owen (0-1)	2-3-0	Fultz (1-0)	n/a	1-2	n/a
3-9	DELTA STATE	USM	W1	19-8	19-18-3	Erickson (2-0)	8-10-4	Lott (0-2)	225	2-2	2:52
3-14	Louisiana State	Baton Rouge, La.	L1	0-1 (7)	0-0-1	Erickson (2-1)	1-3-3	Landry (1-0)	206	2-3	1:34
3-14	Louisiana State	Baton Rouge, La.	L2	1-2 (7)	1-7-5	Iovino (0-1)	2-9-1	Gregory (1-0)	312	2-4	3:10
3-15	Alabama	Jackson-SW	W1	6-3 (7)	6-6-1	Stouder (1-1)	3-5-1	Owen (0-2)	n/a	3-4	2:01
3-15	Alabama	Jackson-SW	L1	5-10 (7)	5-4-1	Owen (0-2)	10-18-0	Asher (2-1)	n/a	3-5	2:28
3-17	SOUTHEASTERN LA.	USM	L2	3-8 (12)	3-8-0	Iovino (0-2)	8-10-2	Hosick (2-1)	n/a	3-6	3:29
3-19	MISS. COLLEGE	USM-SHP	W1	2-1 (7)	2-6-1	Erickson (3-1)	1-7-4	Jordan (1-1)	750	4-6	1:35
3-19	MISS. COLLEGE	USM-SHP	L1	4-7 (7)	4-6-1	Stouder (1-2)	7-7-1	Persons (4-0)	n/a	4-7	1:59
3-24	LOUISVILLE	USM	L2	9-10	9-11-4	Iovino (0-3)	10-15-6	Cloyd (2-0)	550	4-8	2:50
3-25	MISSISSIPPI STATE	USM	L3	2-17	2-7-5	Stouder (1-3)	17-17-1	Reagan (4-0)	850	4-9	2:45
3-26	MISSISSIPPI STATE	USM	L4	8-9	8-12-4	Dewease (0-1)	9-13-5	Bartley (3-1)	600	4-10	3:02
3-28	NORTH PARK	USM	W1	11-1	11-13-2	Minton (1-0)	1-8-2	Naughton (0-1)	500	5-10	2:35
3-29	NORTH PARK	USM	W2	5-4 (7)	5-4-6	Hawthorne (1-0)	4-4-3	Mason (0-1)	425	6-10	1:55
3-29	NORTH PARK	USM	W3	9-7 (7)	9-11-2	Jennings (1-0)	7-11-2	Olson (0-3)	n/a	7-10	2:20



Year-by-Year Results

4-1	LSU	USM-SHP	W4	6-1 (7)	6-11-0	Stouder (2-3)	1-2-3	Uremovich (2-2)	1000	8-10	2:00
4-1	LSU	USM-SHP	L1	10-14 (7)	10-11-6	Eure (0-1)	14-20-2	Powell (4-1)	n/a	8-11	2:55
4-5	WEST ALABAMA	USM	L2	1-7 (7)	1-6-1	Erickson (3-2)	7-12-1	Glass (4-2)	525	8-12	2:00
4-5	WEST ALABAMA	USM	W1	2-1 (7)	2-1-0	Owen (1-2)	1-5-1	Orr (2-3)	n/a	9-12	1:50
4-7	Tulane	New Orleans, La.	L1	0-1 (7)	0-7-2	Dewease (0-2)	1-3-0	Pursell (3-2)	504	9-13	1:35
4-7	Tulane	New Orleans, La.	W1	2-0 (7)	2-2-1	Stouder (3-3)	0-4-2	Kampen (1-1)	n/a	10-13	2:15
4-12	SPRING HILL	USM	L1	9-13	9-10-5	Owen (1-3)	13-16-3	Kennon (3-2)	300	10-14	2:25
4-17	Southeastern La.	Hammond, La.	W1	9-4 (7)	9-11-3	Erickson (4-2)	4-7-2	Fitch (3-2)	220	11-14	2:08
4-17	Southeastern La.	Hammond, La.	W2	6-5 (7)	6-12-4	Stouder (4-3)	5-6-1	Julian (1-3)	n/a	12-14	2:15
4-21	Ole Miss	Oxford, Miss.	L1	0-8	0-2-6	Owen (1-4)	8-14-1	Calhoun (3-1)	800	12-15	2:20
4-24	UNO	New Orleans, La.	L2	0-12 (7)	0-6-3	Erickson (4-3)	12-15-1	Froelich (10-1)	405	12-16	2:15
4-24	UNO	New Orleans, La.	L3	0-2 (7)	0-1-1	Stouder (4-4)	2-5-0	Dixon (8-4)	n/a	12-17	1:30
4-25	Spring Hill	Mobile, Ala.	L4	1-2 (9)	1-6-0	Dewease (0-3)	2-6-1	Humphrey (4-5)	425	12-18	2:20
4-30	Miss. College	Clinton, Miss.	L5	7-8	7-10-3	Iovino (0-4)	8-15-2	Jordan (3-5)	n/a	12-19	n/a
4-30	Miss. College	Clinton, Miss.	L6	5-8 (7)	5-7-2	Dewease (0-4)	8-12-0	Persons (9-4)	n/a	12-20	1:59
5-1	UNO	USM	W1	3-2 (10)	3-9-0	Owen (2-4)	2-8-0	O'Krepi (7-3)	465	13-20	2:36
5-1	UNO	USM	L1	2-11 (7)	2-8-3	Stouder (4-5)	11-17-0	Kohurst (4-0)	n/a	13-21	2:15

1980 record: 17-13; home: 13-7, away: 4-6, neutral: 0-0

Coach C.J. "Pete" Taylor, 22nd year

Date	Opponent	Site	Streak	Score	USM	W/L	Opponent	W/L	Att	Record	Time
2-26	Louisiana State	Baton Rouge, La.	W1	11-7	11-13-2	Wesler (1-0)	7-13-4	Olsen (0-1)	n/a	1-0	3:46
2-27	Louisiana State	Baton Rouge, La.	L1	3-4 (11)	3-7-3	Erickson (0-1)	4-12-2	Schneider (2-0)	450	1-1	3:10
3-3	GANNON	USM	W1	8-7 (7)	8-10-4	Iovino (1-0)	7-11-0	Leuschen (0-1)	n/a	2-1	2:33
3-3	GANNON	USM	W2	3-1 (5)	3-2-1	Kenna (1-0)	1-3-0	Moats (0-1)	n/a	3-1	1:23
3-4	GANNON	USM	W3	8-1 (7)	8-5-1	Erickson (1-1)	1-4-4	Antolik (0-1)	n/a	4-1	1:26
3-4	GANNON	USM	W4	11-0 (5)	11-9-1	Dewease (1-0)	0-5-4	Downing (0-1)	n/a	5-1	1:27
3-10	NAVY	USM	L1	12-6	6-10-3	Owen (0-1)	12-14-1	Gallagher	n/a	5-2	2:50
3-11	Spring Hill	Mobile, Ala.	W1	1-0	1-7-3	Fail (1-0)	0-4-1	Emmanuel (0-1)	n/a	6-2	2:33
3-15	UNO	New Orleans, La.	W2	8-6	8-9-1	Wesler (2-0)	6-10-2	Christy (0-1)	290	7-2	3:00
3-22	UAB	USM	L1	4-6	4-9-3	Erickson (1-2)	6-10-0	Sanford (2-1)	n/a	7-3	2:02
3-23	WEST ALABAMA	USM	L2	5-6 (7)	5-7-2	Jackson (0-1)	6-10-1	Pettis (3-3)	n/a	7-4	2:04
3-23	WEST ALABAMA	USM	L3	8-11 (7)	8-7-4	Jennings (0-1)	11-15-2	Fultz (3-2)	n/a	7-5	2:07
3-29	Southeastern La.	Hammond, La.	L4	4-5 (8)	4-7-2	Owen (0-2)	5-9-2	McDaniel (4-1)	n/a	7-6	2:10
3-29	Southeastern La.	Hammond, La.	W1	6-4 (7)	6-9-3	Wesler (3-0)	4-9-0	Krysan (0-1)	n/a	8-6	n/a
4-1	SPRING HILL	USM	W2	5-4 (8)	5-7-2	Iovino (2-0)	4-5-5	King (2-1)	n/a	9-6	2:39
4-4	NORTH PARK	USM	W3	3-1 (7)	3-8-2	Wesler (4-0)	1-6-1	Kaczmarek (0-1)	400	10-6	1:30
4-4	NORTH PARK	USM	W4	2-0 (7)	2-5-3	Erickson (2-2)	0-3-1	Van Den Branden (0-2)	n/a	11-6	1:20
4-10	Mississippi State	Starkville, Miss.	L1	1-9	1-6-2	Erickson (2-3)	9-9-2	Mundie (4-2)	1272	11-7	2:16
4-10	Mississippi State	Starkville, Miss.	L2	2-4	2-6-3	Dewease (1-1)	4-9-2	Pruser (3-1)	n/a	11-8	1:51
4-15	UNO	USM	L3	0-4 (7)	0-4-1	Erickson (2-4)	4-6-1	Housey (6-1)	n/a	11-9	1:47
4-15	UNO	USM	L4	2-10 (7)	2-8-5	Dewease (1-2)	10-13-1	O'Krepi (4-2)	n/a	11-10	n/a
4-17	LSU	USM	L5	2-5 (7)	2-3-2	Fail (1-1)	5-8-0	Lloyd (3-2)	n/a	11-11	1:57
4-17	LSU	USM	W1	5-4 (8)	5-4-1	Wesler (5-0)	4-10-2	Landry (0-4)	n/a	12-11	2:03
4-18	MISS. COLLEGE	USM	W2	5-4 (7)	5-7-5	Jennings (1-1)	4-2-1	Whitehead (3-5)	n/a	13-11	1:52
4-18	MISS. COLLEGE	USM	W3	8-7 (8)	8-9-1	Dewease (2-1)	7-9-5	Armstrong (0-2)	n/a	14-11	2:36
4-20	Ole Miss	Oxford, Miss.	L1	0-4 (7)	0-5-1	Erickson (2-5)	4-9-2	Coleman (3-4)	1000	14-12	1:35
4-20	Ole Miss	Oxford, Miss.	L2	0-8 (7)	0-2-1	Dewease (2-3)	8-11-0	Goodman (3-3)	n/a	14-13	1:50
4-24	SOUTHEASTERN LA.	USM	W1	11-4 (7)	11-13-1	Wesler (6-0)	4-10-2	McDaniel (6-5)	n/a	15-13	1:53
4-24	SOUTHEASTERN LA.	USM	W2	5-4 (7)	5-4-4	Dewease (3-3)	4-6-4	Morton (3-2)	n/a	16-13	2:02
4-25	ALABAMA	USM	W3	9-3	9-10-1	Erickson (3-5)	3-9-4	Kunz (1-1)	n/a	17-13	2:29

1981 record: 23-26; home: 20-10, away: 3-15, neutral: 0-1

Coach C.J. "Pete" Taylor, 23rd year

Date	Opponent	Site	Streak	Score	USM	W/L	Opponent	W/L	Att	Record	Time
2-23	LSU	USM	W1	5-4 (7)	5-7-1	Wesler (1-0)	4-10-1	Schneider (0-1)	n/a	1-0	2:14
2-23	LSU	USM	W2	8-7 (6)	8-9-3	Fail (1-0)	7-8-1	Van Loon (0-1)	n/a	2-0	2:06
2-28	West Alabama	Livingston, Ala.	W3	5-4 (7)	5-11-2	Jennings (1-0)	4-8-0	Birchfield	n/a	3-0	n/a
2-28	West Alabama	Livingston, Ala.	L1	1-2 (7)	1-3-1	Minton (1-0)	2-5-0	Pettis	n/a	3-1	n/a
3-2	UAB	Birmingham, Ala.	L2	3-8 (7)	3-8-3	Wesler (1-1)	8-12-4	Jones (1-0)	n/a	3-2	n/a
3-2	UAB	Birmingham, Ala.	L3	3-7 (7)	3-10-4	Fail (1-1)	7-10-0	Bowyer	n/a	3-3	2:10
3-7	UNO	New Orleans, La.	L4	0-1 (10)	0-3-1	Combost (0-1)	1-5-1	Mancuso (1-0)	384	3-4	2:15
3-7	UNO	New Orleans, La.	L5	2-6 (7)	2-5-1	Wesler (1-2)	6-8-2	Christy (2-0)	n/a	3-5	1:45
3-9	SW BAPTIST	USM	W1	13-6 (7)	13-9-4	Jackson (1-0)	6-9-2	Kuhn (1-0)	n/a	4-5	2:16
3-9	SW BAPTIST	USM	W2	12-7 (6)	12-9-2	White (1-0)	7-6-1	Long (0-1)	n/a	5-5	2:00
3-10	NAVY	USM	W3	6-3 (7)	6-10-3	Garrett (1-0)	3-3-2	Adrion (0-2)	327	6-5	2:22
3-10	NAVY	USM	L1	2-7 (5)	2-6-3	Minton (0-2)	7-10-0	Pollak (1-0)	n/a	6-6	n/a
3-11	Spring Hill	Mobile, Ala.	W1	8-4	8-16-3	Phillips (1-0)	4-9-2	Bishop (2-1)	n/a	7-6	n/a
3-13	MISS. COLLEGE	USM	L1	3-5 (7)	3-6-4	Wesler (1-3)	5-12-1	Jordan (2-0)	n/a	7-7	2:07
3-13	MISS. COLLEGE	USM	W1	7-4 (6)	7-7-0	Jackson (2-0)	4-8-1	Whitehead (0-1)	n/a	8-7	1:57
3-16	OLE MISS	USM	L1	3-6	3-12-3	Garrett (1-1)	6-9-1	Coleman (2-1)	n/a	8-8	2:28
3-17	ALABAMA	USM	L2	10-16	10-14-3	Minton (0-3)	16-23-3	Payne (1-0)	n/a	8-9	3:30
3-18	ALABAMA	USM	L3	1-10	1-3-4	Wesler (1-4)	10-12-1	Smitherman (3-0)	n/a	8-10	2:32
3-20	CEN. METHODIST	USM	W1	17-5 (7)	17-19-0	Phillips (2-0)	5-8-3	Odneal (0-2)	n/a	9-10	2:05
3-20	CEN. METHODIST	USM	W2	15-5 (7)	15-13-3	Rymer (1-0)	5-6-1	Arnold (0-2)	n/a	10-10	2:13
3-21	Ole Miss	Oxford, Miss.	L1	3-9	3-9-1	Fail (1-2)	9-8-1	Coleman (3-1)	1100	10-11	2:32
3-25	Southeastern La.	Hammond, La.	W1	8-4 (7)	8-10-0	Minton (1-3)	4-8-1	McDaniel (3-5)	n/a	11-11	n/a
3-25	Southeastern La.	Hammond, La.	L1	0-5 (7)	0-3-1	Jennings (1-1)	5-4-1	Decker (2-2)	n/a	11-12	n/a
3-27	MISSISSIPPI STATE	USM-SHP	L2	4-5	4-8-3	Garrett (1-2)	5-12-2	Mundie (5-2)	1100	11-13	2:26
3-28	MISSISSIPPI STATE	USM-SHP	L3	2-6	2-5-2	Wesler (1-5)	6-13-3	Morlock (3-1)	n/a	11-14	2:24
3-30	NORTH PARK	USM	W1	9-0 (7)	9-10-0	Boyd (1-0)	0-4-2	Mason (0-1)	n/a	12-14	1:38



Year-by-Year Results

3-30	NORTH PARK	USM	W2	8-2 (7)	8-15-1	Rymer (2-0)	2- 6-1	Grzywa (0-1)	n/a	13-14	1:51
4-1	WEST ALABAMA	USM	W3	6-1 (7)	6- 7-1	Garrett (2-2)	1- 4-1	Birchfield (3-2)	n/a	14-14	1:21
4-1	WEST ALABAMA	USM	L1	0-2 (7)	0- 7-0	Phillips (1-2)	2- 7-0	Pettis (3-5)	n/a	14-15	1:30
4-3	NORTH PARK	USM	W1	5-4 (7)	5- 9-1	Jackson (3-0)	4- 7-0	Grzywa (0-2)	n/a	15-15	1:46
4-3	NORTH PARK	USM	W2	8-0 (7)	8-10-0	White (3-0)	0- 3-2	Keller (0-1)	n/a	16-15	1:27
4-4	Miss. College	Clinton, Miss.	L1	4-7 (7)	4- 7-2	Wesler (1-6)	7- 7-1	Jordan (5-2)	n/a	16-16	n/a
4-7	SPRING HILL	USM	W1	16-2	16-18-3	Boyd (2-0)	2- 7-4	Hendrix (1-2)	n/a	17-16	2:25
4-10	Delta State	Greenville, Miss.	L1	2-15	2-11-0	Garrett (2-3)	15-16-3	Harland (3-2)	1700	17-17	2:40
4-11	Delta State	Cleveland, Miss.	L2	0-3 (7)	0- 4-1	Phillips (2-2)	3- 6-1	Thomson (8-1)	1000	17-18	1:28
4-11	Delta State	Cleveland, Miss.	L3	4-15 (7)	4- 8-3	Boyd (2-1)	15-20-1	Davidson (5-0)	n/a	17-19	2:22
4-14	Alabama	Tuscaloosa, Ala.	L4	5-9	5- 8-2	Minton (1-4)	9- 9-3	Dunn (4-0)	600	17-20	n/a
4-15	Alabama	Tuscaloosa, Ala.	L5	1-4	1- 7-1	Garrett (2-4)	4- 9-0	Etzell (4-1)	n/a	17-21	n/a
4-16	LA.-LAFAYETTE	USM-SHP	W1	2-1	2-10-1	Phillips (3-2)	1-10-2	Landreneaux (6-4)	750	18-21	2:06
4-17	LA.-LAFAYETTE	USM	W2	11-4 (7)	11-14-1	Boyd (3-1)	4- 9-3	Dunphy (4-3)	n/a	19-21	2:26
4-17	LA.-LAFAYETTE	USM	W3	6-3 (7)	6-15-1	Wesler (2-6)	3- 3-0	Cotton (4-4)	n/a	20-21	2:06
4-22	Louisiana State	Baton Rouge, La.	W4	5-2 (7)	5-10-1	Phillips (5-1)	2- 6-4	Osheskie (0-1)	202	21-21	1:41
4-22	Louisiana State	Baton Rouge, La.	L1	5-9 (7)	5- 9-0	Garrett (2-5)	9- 9-2	Van Loon (6-3)	n/a	21-22	1:43
4-23	SOUTHEASTERN LA.	USM	W1	10-9 (7)	10- 9-1	Combest (1-1)	9-10-2	Wright (7-7)	n/a	22-22	2:30
4-23	SOUTHEASTERN LA.	USM	W2	7-0	FORFEIT		23-22	n/a			
4-24	TULANE	USM	L1	4-5 (7)	4- 5-1	Boyd (3-2)	5- 8-1	Sherman (3-2)	n/a	23-23	1:42
4-24	TULANE	USM	L2	5-7 (11)	5-12-0	White (2-1)	7-13-1	Riley (3-2)	n/a	23-24	2:56
4-27	UNO	USM	L3	0-9 (7)	0- 3-5	Garrett (2-6)	9- 9-0	Albrecht (5-4)	n/a	23-25	1:43
4-27	UNO	USM	L4	2-6 (7)	2- 5-0	Phillips (4-3)	6-16-2	Mancuso (9-2)	n/a	23-26	2:00

1982 record: 9-24; home: 8-10, away: 1-14

Coach C.J. "Pete" Taylor, 24th year

Date	Opponent	Site	Streak	Score	USM	W/L	Opponent	W/L	Att	Record	Time
2-24	LSU	USM	W1	8-9	9- 8-2	Jackson (1-0)	8- 6-3	Schneider (0-1)	517	1-0	3:00
2-25	LSU	USM	L1	5-10	5- 3-3	Minton (0-1)	10-14-3	Parker (1-0)	478	1-1	3:04
2-27	Florida State	Tallahassee, Fla.	L2	7-16	7- 5-1	Gerhardt (0-1)	16-12-2	Keeler (2-1)	1525	1-2	2:57
2-28	Florida State	Tallahassee, Fla.	L3	1-20	1- 4-3	Garrett (0-2)	20-14-1	Ledbetter (3-0)	1009	1-3	2:23
3-2	ALABAMA	USM	L4	4-9	4- 8-1	Jackson (1-1)	9-16-2	Hayes (1-0)	601	1-4	2:44
3-3	ALABAMA	USM	L5	1-11	1- 5-5	Coker (0-1)	11-11-2	Payne (1-0)	557	1-5	2:45
3-5	MISS. COLLEGE	USM	W1	4-1 (7)	4- 9-1	Minton (1-1)	1- 3-3	Smith (1-1)	457	2-5	2:04
3-5	MISS. COLLEGE	USM	L1	1-4 (6)	1- 3-1	Rymer (0-1)	4- 7-0	Arnold (1-0)	n/a	2-6	1:41
3-9	NAVY	USM	W1	5-2 (7)	5- 5-1	Garrett (1-1)	2- 5-1	Michael (0-1)	375	3-6	1:51
3-9	NAVY	USM	W2	7-6 (7)	7- 6-3	Lott (1-0)	6- 4-3	Rich (0-1)	n/a	4-6	2:07
3-12	DELTA STATE	USM	L1	3-11 (7)	3- 7-3	Minton (1-2)	11-11-2	Thomson (2-1)	411	4-7	2:33
3-12	DELTA STATE	USM	W1	5-7 (5)	7- 6-0	Membrano (1-0)	5- 7-4	Spencer (0-1)	n/a	5-7	1:56
3-13	TULANE	USM	W2	3-1 (7)	3- 7-1	Garrett (2-1)	1- 8-1	Shearman (0-1)	211	6-7	1:41
3-13	TULANE	USM	L1	3-11 (7)	3- 4-1	Lott (1-1)	11-13-2	Cantanesi (2-0)	n/a	6-8	2:11
3-17	La.-Lafayette	Lafayette, La.	L2	1-10	1- 3-2	Garrett (2-2)	10-15-3	Dunphy (3-0)	353	6-9	2:26
3-18	La.-Lafayette	Lafayette, La.	L3	2-8 (7)	2- 4-2	Minton (1-3)	8-12-1	Landreneau (3-0)	218	6-10	2:08
3-18	La.-Lafayette	Lafayette, La.	L4	0-5 (7)	0- 0-3	Membrano (1-1)	5- 7-0	Credeur (2-1)	n/a	6-11	n/a
3-19	SW BAPTIST	USM	L5	3-4 (7)	3-10-0	Jackson (1-2)	4-10-1	Brody (1-1)	163	6-12	2:16
3-19	SW BAPTIST	USM	W1	11-5 (6)	11-13-1	Rymer (1-1)	5- 8-4	Kirkwood (0-1)	n/a	7-12	2:03
3-20	WEST ALABAMA	USM	L1	4-6 (7)	4-10-1	Lott (1-2)	6-12-0	Schroeder (4-0)	181	7-13	1:57
3-20	WEST ALABAMA	USM	L2	0-2 (7)	0- 4-0	Gerhardt (0-2)	2- 4-2	Greer (3-2)	n/a	7-14	1:37
3-22	UAB	USM	L3	0-4	0- 5-5	Garrett (2-3)	4- 9-1	Bowyer (3-0)	171	7-15	2:35
3-30	Alabama	Tuscaloosa, Ala.	L4	2-12	2- 4-1	Gerhardt (0-3)	12-16-1	Etsell	300	7-16	2:53
3-31	Alabama	Tuscaloosa, Ala.	L5	1-7	1- 4-1	Garrett (2-4)	7-11-2	Payne (2-3)	120	7-17	2:50
4-2	NORTH PARK	USM	W1	16-3	16-10-1	Membrano (2-1)	3- 6-5	Slavik (0-2)	181	8-17	2:22
4-3	Tulane	New Orleans, La.	L1	0-6 (7)	0- 2-5	Minton (1-4)	6- 7-0	Desjardins (5-0)	1986	8-18	1:50
4-3	Tulane	New Orleans, La.	L2	5-6 (7)	5- 7-2	Lott (1-3)	6- 6-0	Lenfant (3-1)	n/a	8-19	2:30
4-5	Miss. College	Clinton, Miss.	L3	4-5 (7)	4- 6-2	Gerhardt (0-4)	5- 5-1	Jordan (3-3)	n/a	8-20	n/a
4-5	Miss. College	Clinton, Miss.	L4	1-2 (7)	1- 4-1	Jackson (1-3)	2- 7-1	Myrick (2-1)	n/a	8-21	n/a
4-14	Mississippi State	Starkville, Miss.	L5	3-15	3- 6-2	Garrett (2-5)	15-15-0	Herzog (4-3)	1793	8-22	2:44
4-14	Mississippi State	Starkville, Miss.	L6	1-10	1- 1-1	Minton (1-5)	10-13-1	Myles (2-1)	847	8-23	2:14
4-19	Louisiana State	Baton Rouge, La.	L7	3-4	3- 7-0	Lott (1-4)	4- 5-0	Robbins (4-2)	200	8-24	2:33
4-20	Ole Miss	Oxford, Miss.	W1	2-0 (5)	2- 7-0	Lott (2-4)	0- 2-0	Dennis (5-4)	n/a	9-24	n/a

1983 record: 11-33; home: 9-14, away: 2-17, neutral: 0-2, metro: 0-6

Coach C.J. "Pete" Taylor, 25th year

Date	Opponent	Site	Streak	Score	USM	W/L	Opponent	W/L	Att	Record	Time
2-12	*Florida State	Tallahassee, Fla.	L1	2-4 (7)	2- 7-1	Ortego (0-1)	4- 6-1	Gray	n/a	0-1	n/a
2-12	*Florida State	Tallahassee, Fla.	L2	4-8 (7)	4- 5-2	Nettles (0-1)	8- 8-1	Treadway	n/a	0-2	n/a
2-26	LA.-MONROE	USM	W1	5-4 (7)	5- 8-3	Ortego (1-1)	4- 7-2	Domier (0-1)	200	1-2	2:05
2-26	LA.-MONROE	USM	W2	5-1 (7)	5- 7-0	Magee (1-0)	1- 7-3	Bergeron (0-1)	n/a	2-	1:58
3-1	Alabama	Tuscaloosa, Ala.	L1	7-18	7-10-3	Jackson (0-1)	18-12-4	Antush (1-0)	650	2-3	2:47
3-2	Alabama	Tuscaloosa, Ala.	L2	1-4	1- 6-2	Ortego (1-2)	4-11-1	Browne (1-0)	1000	2-4	2:30
3-7	Delta State	Cleveland, Miss.	L3	3-10 (7)	3- 6-0	Magee (1-1)	10- 9-2	Burgess (2-1)	400	2-5	2:06
3-7	Delta State	Cleveland, Miss.	L4	4-5 (7)	4- 6-0	Rymer (0-1)	5- 9-2	Lloyd	n/a	2-6	2:04
3-8	NICHOLLS STATE	USM	L5	6-8 (7)	6- 9-4	Ortego (1-3)	8- 8-1	Blanchard (1-0)	300	2-7	2:00
3-8	NICHOLLS STATE	USM	W1	2-1 (7)	2- 4-3	Stancel (1-0)	1- 3-0	Rees (0-1)	n/a	3-7	2:16
3-10	NAVY	USM	L1	1-5 (7)	1- 7-2	Jackson (0-2)	5- 9-1	Byron (1-0)	150	3-8	2:14
3-10	NAVY	USM	W1	5-4 (6)	5- 8-3	Magee (2-1)	4- 5-3	Wild (0-1)	n/a	4-8	2:28
3-11	SW BAPTIST	USM	W2	5-2 (7)	5- 7-2	Ortego (2-3)	2- 6-0	Burrell (0-3)	100	5-8	1:44
3-11	SW BAPTIST	USM	W3	16-3 (7)	16-15-4	Bosch (1-0)	3- 6-4	Hannah (0-1)	n/a	6-8	2:24
3-15	UAB	Birmingham, Ala.	W4	8-4	8- 9-0	Jackson (1-2)	4-10-5	Ryan (0-2)	75	7-8	2:35
3-18	*Tulane	New Orleans, La.	L1	6-12 (7)	6- 6-5	Ortego (2-4)	12-11-1	Little (2-0)	426	7-9	2:10



Year-by-Year Results

3-18	*Tulane	New Orleans, La.	L2	1-10 (7)	10-11-1	Magee (2-2)	1- 4-3	Magee (2-2)	n/a	7-10	1:55
3-19	Nicholls State	Thibodaux, La.	L3	3-4 (16)	3- 7-4	Oretgo (2-5)	4-11-2	Gildehaus (3-0)	247	7-11	4:05
3-22	South Alabama	Mobile, Ala.	L4	0-10 (7)	0- 5-2	Jackson (1-3)	10-12-0	Oliviero (4-2)	362	7-12	1:49
3-22	South Alabama	Mobile, Ala.	L5	5-6 (7)	5- 7-1	Magee (2-3)	6- 7-1	Duffy (2-2)	n/a	7-13	1:54
3-29	LA.-LAFAYETTE	USM	L6	1-4 (7)	1- 4-0	Ortego (2-6)	4-10-0	Phillips (3-0)	n/a	7-14	1:50
3-29	LA.-LAFAYETTE	USM	L7	1-6 (7)	1- 4-1	Bosch (1-1)	6- 9-1	Corley (1-0)	n/a	7-15	1:24
3-31	NORTH PARK	USM	W1	10-1 (7)	10-15-0	Magee (3-3)	1- 5-3	Grzywa (0-1)	n/a	8-15	1:54
3-31	NORTH PARK	USM	W2	12-3 (7)	12-16-0	Rymer (1-1)	3- 8-2	Erickson (0-2)	n/a	9-15	2:15
4-2	Louisiana State	Baton Rouge, La.	L1	7-8 (7)	7- 9-0	Laird (0-1)	8-12-3	Rutledge (3-0)	300	9-16	2:46
4-2	Louisiana State	Baton Rouge, La.	L2	4-9 (7)	4- 4-3	Ortego (2-7)	9-14-1	Robbins (3-3)	n/a	9-17	2:14
4-11	OLE MISS	USM	L3	4-6	4-12-3	Ortego (2-8)	6-10-1	Becker (1-1)	175	9-18	2:52
4-12	MISSISSIPPI STATE	USM-SHP	L4	6-9	6-11-6	Magee (3-4)	9-11-4	Brantley (5-3)	1200	9-19	3:12
4-13	MISSISSIPPI STATE	USM	L5	12-17	12-21-3	Stancel (1-1)	17-19-1	Hogal (1-1)	620	9-20	3:26
4-15	MISS. COLLEGE	USM	W1	3-2 (7)	3- 7-0	Stancel (2-1)	2- 5-1	Page (5-3)	n/a	10-20	1:55
4-15	MISS. COLLEGE	USM	L1	7-10 (7)	7- 8-2	Bosch (1-2)	10-11-2	Smith (4-1)	n/a	10-21	2:12
4-16	*TULANE	USM	L2	3-7 (7)	7-13-2	Jackson (1-4)	3-10-2	Murphy (5-0)	n/a	10-22	1:49
4-16	*TULANE	USM	L3	6-15 (7)	6-11-3	Magee (3-5)	15-15-1	Desjardins (9-2)	n/a	10-23	2:36
4-18	LSU	USM	L4	8-19	8-12-5	Stancel (2-2)	19-21-3	Rutledge (4-0)	n/a	10-24	2:50
4-19	LSU	USM	L5	1-13 (7)	1- 6-2	Bosch (1-3)	13-15-2	Murdock (3-1)	n/a	10-25	2:11
4-21	Ole Miss	Meridian, Miss.	L6	19-20	19-16-2	Laird (0-2)	20-14-10	Renfroe (6-3)	675	10-26	3:32
4-23	UNO	New Orleans, La.	W1	10-4 (7)	10-10-0	Jackson (2-4)	4- 4-3	Sinibaldi (3-3)	1430	11-26	1:58
4-23	UNO	New Orleans, La.	L1	2-7 (7)	2- 9-3	Bosch (1-4)	7- 8-1	Oswald (6-6)	n/a	11-27	1:57
4-25	Miss. College	Clinton, Miss.	L2	1-11 (7)	1- 9-2	Ortego (2-9)	11- 5-0	Ray (2-0)	n/a	11-28	n/a
4-25	Miss. College	Clinton, Miss.	L3	1-5 (7)	1-11-0	Stancel (2-3)	5- 7-0	McCraney (1-0)	n/a	11-29	n/a
4-26	ALABAMA	USM-SHP	L4	1-17	1- 8-7	Magee (3-6)	17-14-3	Antush (3-1)	500	11-30	3:10
4-27	ALABAMA	USM	L5	3-9	3- 6-5	Jackson (2-5)	9-18-3	Hayes (8-1)	n/a	11-31	2:14
Metro Conference Tournament											
5-12	Florida State	Tallahassee, Fla.	L6	7-14	7-13-5	Magee (3-7)	14-15-2	Treadway (8-1)	2599	11-32	2:52
5-13	Virginia Tech	Tallahassee, Fla.	L7	2-11	2- 6-2	Jackson (2-6)	11-11-1	Knapp (10-1)	n/a	11-33	n/a

*Metro Conference Game

1984 record: 13-36-2; home: 9-11-2, away: 3-23, neutral: 1-2, day: 11-24-2, night: 2-12, metro: 1-11

Coach Hill Denson, 1st year

Date	Opponent	Site	Streak	Score	USM	W/L	Opponent	W/L	Att	Record	Time
2-18	WEST ALABAMA	USM	W1	4-2 (7)	4- 7-0	Magee (1-0)	2- 4-5	Birchfield (0-1)	750	1-0	1:23
2-18	WEST ALABAMA	USM	W2	5-1 (7)	5-11-1	McGrath (1-0)	1- 4-1	Shirley (0-1)	n/a	2-0	1:42
2-20	LSU	USM	L1	1-7 (7)	1- 6-4	Hughes (0-1)	7- 9-1	Smith (1-0)	250	2-1	2:19
2-20	LSU	USM	L2	7-8 (5)	7- 7-3	Nettles (0-1)	8- 5-3	Rutledge (1-0)	n/a	2-2	2:15
2-25	SOUTHEASTERN LA.	USM	W1	5-2 (7)	5- 7-0	Jordan (1-0)	2- 3-2	Rouse (0-2)	750	3-2	2:00
2-25	SOUTHEASTERN LA.	USM	W2	10-5 (7)	10-15-5	Johnston (1-0)	5- 6-1	Welter (0-1)	n/a	4-2	2:05
2-27	LSU	Baton Rouge, La.	L1	2-15 (5)	2- 3-2	Magee (1-1)	15-15-1	Rutledge	129	4-3	1:38
2-27	LSU	Baton Rouge, La.	L2	1-6 (7)	1- 3-2	Nettles (0-2)	6- 8-1	Parker (2-0)	n/a	4-4	n/a
3-7	ALABAMA	USM	L3	2-11	2- 8-1	Magee (1-2)	11-15-2	Midolo (1-0)	200	4-5	3:03
3-8	ALABAMA	USM	L4	3-14	3- 9-2	Ortego (0-1)	14-17-1	Fuller (1-0)	300	4-6	3:04
3-10	*Tulane	New Orleans, La.	L5	3-5 (7)	3-10-2	Magee (1-3)	5- 1-1	Desjardins (3-0)	1253	4-7	1:40
3-10	*Tulane	New Orleans, La.	L6	2-7 (7)	2- 5-0	Nettles (0-3)	7-12-2	Grinnell (3-0)	n/a	4-8	1:50
3-11	CHICAGO STATE	USM	W1	6-2 (7)	6- 6-0	Darby (1-0)	2- 5-4	Harling (0-1)	350	4-8	1:48
3-11	CHICAGO STATE	USM	W2	6-1 (7)	6- 7-3	Johnston (2-0)	1- 4-2	Vukovic (0-1)	n/a	6-8	1:45
3-14	*Florida State	Tallahassee, Fla.	W3	9-8	9- 9-2	Basford (1-0)	8-11-4	Gray (3-4)	1047	7-8	3:24
3-15	*Florida State	Tallahassee, Fla.	L1	5-7	5- 7-2	Rymer (0-1)	7-10-4	Ledbetter (1-0)	n/a	7-9	2:50
3-16	*Florida State	Tallahassee, Fla.	L2	6-12	6-11-2	Johnston (2-1)	12-14-3	Revak (6-2)	1013	7-10	n/a
3-24	Nicholls State	Thibodaux, La.	L3	2-3 (7)	2- 6-2	Magee (1-4)	3- 4-3	Swanson (3-0)	140	7-11	1:48
3-24	Nicholls State	Thibodaux, La.	L4	6-9 (7)	6-11-3	Johnston (2-2)	9-10-2	Coleman (1-2)	n/a	7-12	2:28
3-25	NORTH PARK	USM	W1	12-0 (7)	12-16-2	Darby (2-0)	0- 2-1	Pytel (0-1)	750	8-12	2:20
3-25	NORTH PARK	USM	W2	3-6 (7)	6- 9-1	Rymer (1-1)	3- 6-2	Ybarra (0-1)	n/a	9-12	2:00
3-28	Southeastern La.	Hammond, La.	W3	9-3 (7)	9-12-1	Ortego (1-1)	3- 4-1	Goings (0-2)	n/a	10-12	n/a
3-28	Southeastern La.	Hammond, La.	W4	6-5 (7)	6- 8-0	Basford (2-0)	5- 9-4	Rouse	n/a	11-12	n/a
3-30	DELTA STATE	USM	L1	8-9 (10)	8-12-1	Basford (2-1)	9-10-8	Champion (4-0)	375	11-13	2:24
3-31	DELTA STATE	USM	W1	10-6 (7)	10-10-1	Ortego (2-1)	6- 7-1	Lloyd (4-3)	500	12-13	2:31
3-31	DELTA STATE	USM	T	6-6 (9)	6- 7-0	n/a	6-10-4	n/a	n/a	12-13-1	2:37
4-3	Miss. College	Clinton, Miss.	L1	5-6 (7)	5- 7-2	Johnston (2-3)	6-10-0	Watkins	n/a	12-14-1	n/a
4-3	Miss. College	Clinton, Miss.	L2	4-10 (7)	4- 6-1	Ortego (2-2)	10-14-2	Page	n/a	12-15-1	n/a
4-5	Ole Miss	Oxford, Miss.	L3	7-19	7-11-3	Magee (1-5)	19-20-3	Nicholson	n/a	12-16-1	2:20
4-6	*Memphis	Memphis, Tenn.	L4	6-7	6- 9-2	Jordan (0-2)	7- 6-3	Gallo	n/a	12-17-1	n/a
4-7	*Memphis	Memphis, Tenn.	L5	0-10	0- 2-3	Johnston (2-4)	10-15-1	Cummings	n/a	12-18-1	n/a
4-11	La.-Monroe	Monroe, La.	L6	9-10 (7)	9-11-1	Breal (0-1)	10-11-2	Thomas (6-2)	n/a	12-19-1	2:15
4-11	La.-Monroe	Monroe, La.	L7	4-5 (7)	4- 8-3	Darby (2-1)	5- 8-0	Wisniewski	n/a	12-20-1	2:25
4-14	Mississippi State	Starkville, Miss.	L8	5-10	5-10-3	Magee (1-6)	10-14-2	Myles (5-3)	2908	12-21-2	2:39
4-15	Mississippi State	Starkville, Miss.	L9	5-8	5-11-2	Ortego (2-3)	8-11-1	Brantley (10-1)	1545	12-22-1	2:35
4-17	Alabama	Tuscaloosa, Ala.	L10	2-6	2-11-2	Darby (2-2)	6-10-2	Meachem (7-2)	n/a	12-23-1	3:00
4-18	Alabama	Tuscaloosa, Ala.	L11	4-14	4- 8-3	Rymer (1-2)	14-15-3	Mirocke (2-2)	n/a	12-24-1	n/a
4-21	MISS. COLLEGE	USM	L12	10-12 (8)	10-13-1	Ortego (2-4)	12- 9-1	Watkins (7-3)	250	12-25-1	n/a
4-21	MISS. COLLEGE	USM	T	11-11 (6)	11-13-1	n/a	11-10-1	n/a	n/a	12-25-2	n/a
4-24	West Alabama	Livingston, Ala.	L1	4-5 (8)	4- 6-1	Nettles	5- 8-3	Willie	n/a	12-26-2	n/a
4-24	West Alabama	Livingston, Ala.	L2	6-10 (7)	6-10-0	Johnston (2-5)	10- 9-2	McCary	n/a	12-27-2	n/a
4-25	*TULANE	USM	L3	4-14 (7)	4- 9-2	Ortego (2-5)	14-14-0	Desjardins (10-2)	350	12-28-2	2:28
4-25	*TULANE	USM	L4	3-6 (7)	3- 7-2	Jordan (1-2)	6- 6-0	Purcell (5-0)	n/a	12-29-2	2:10
4-28	La.-Lafayette	Lafayette, La.	L5	3-6 (7)	3- 9-2	Darby (2-3)	6- 7-1	Hernandez (3-3)	300	12-30-2	2:10
4-28	La.-Lafayette	Lafayette, La.	L6	0-6 (7)	0- 5-8	Jordan (1-3)	6- 6-1	Corley (3-0)	n/a	12-31-2	2:00
5-1	*FLORIDA STATE	Petal, Miss.	L7	3-9	3- 8-3	Magee (1-7)	9-10-2	Loynd (9-2)	515	12-32-2	3:43



Year-by-Year Results

5-2	*FLORIDA STATE	USM	L8	2-11	2-32	Ortego (2-5)	11-13-1	Little (10-5)	310	12-33-2	2:24
5-3	*FLORIDA STATE	USM	L9	6-16	6-10-2	Rymer (1-3)	16-15-2	Revak (10-5)	n/a	12-34-2	3:07
Metro Conference Tournament											
5-10	Tulane	Tallahassee, Fla.	W1	7-5	7-12-2	Jordan (2-3)	5-6-3	Desjardins (11-4)	n/a	13-34-2	3:08
5-11	South Carolina	Tallahassee, Fla.	L1	5-8	5-10-0	Johnston (2-6)	8-15-2	Reed (8-2)	n/a	13-35-2	2:20
5-12	Virginia Tech	Tallahassee, Fla.	L2	5-17	5-10-5	Maggee (1-8)	17-18-7	Brooks (8-2)	n/a	13-36-2	2:47

*Metro Conference Game

1985 record: 28-41; home:19-19, away:9-20, neutral: 0-2, day: 26-32, night: 2-10, metro: 5-12

Coach Hill Denson, 2nd year

Date	Opponent	Site	Streak	Score	USM	W/L	Opponent	W/L	Att	Record	Time
2-16	*Florida State	Tallahassee, Fla.	L1	1-20	1-2-5	Borries (0-1)	20-16-2	Little (3-0)	2848	0-1	2:20
2-16	*Florida State	Tallahassee, Fla.	L2	4-10 (7)	4-5-8	Maggee (0-1)	10-11-2	Lewis (2-0)	n/a	0-2	2:25
2-17	*Florida State	Tallahassee, Fla.	L3	3-24	3-7-1	Breal (0-1)	24-23-1	Loynd (3-0)	2237	0-3	3:27
2-19	LA-MONROE	USM-PTP	W1	3-1 (7)	3-5-1	Lindsey (1-0)	1-4-3	Dickerson (0-2)	750	1-3	2:13
2-19	LA-MONROE	USM-PTP	W2	5-2 (7)	5-7-4	McGrath (1-0)	2-6-0	Hogan (1-0)	n/a	2-3	2:35
2-20	Alabama	Tuscaloosa, Ala.	L1	1-11	1-5-1	Borries (0-2)	11-15-0	Oyster (1-0)	862	2-4	2:59
2-21	Alabama	Tuscaloosa, Ala.	L2	3-4 (13)	3-7-2	Basford (0-1)	4-11-4	Sodders (1-0)	n/a	2-5	n/a
2-22	VANDERBILT	USM-PTP	W1	14-12	14-12-8	Breal (1-1)	12-14-3	Ambrose (0-1)	400	3-5	2:45
2-23	VANDERBILT	USM-PTP	W2	5-4	5-5-4	Jordan (1-0)	4-8-1	Smith (0-1)	850	4-5	2:39
2-24	VANDERBILT	USM-PTP	L1	2-3	2-4-1	McGrath (1-1)	3-6-0	Graf (1-0)	500	4-6	2:40
3-2	*TULANE	USM-PTP	W1	6-4 (7)	6-8-0	Lindsey (2-0)	4-8-1	Borgatti (2-1)	850	5-6	2:05
3-2	*TULANE	USM-PTP	L1	0-13 (7)	0-4-3	Maggee (0-2)	13-13-0	Little (2-0)	n/a	5-7	2:20
3-3	*TULANE	USM-PTP	L2	5-10	5-9-4	Pourciau (0-1)	10-13-3	Burdino (1-0)	600	5-8	3:15
3-5	Nicholls State	Thibodaux, La.	L3	0-7	0-5-4	Borries (0-3)	7-9-0	Plassmeyer(1-2)	75	5-9	n/a
3-6	Nicholls State	Thibodaux, La.	W1	1-0	1-3-0	Pourciau (1-1)	0-3-0	Rees (0-2)	70	6-9	2:22
3-8	Southeastern La.	Hammond, La.	L1	2-4 (7)	2-9-0	Lindsey (2-1)	4-3-1	Welter	n/a	6-10	n/a
3-8	Southeastern La.	Hammond, La.	L2	3-9 (7)	3-3-6	McGrath (1-2)	9-11-1	Bell	n/a	6-11	n/a
3-9	NW (La.) St.	Natchitoches, La.	L3	7-9 (11)	7-10-5	Basford (0-2)	9-10-3	Lindoes (1-0)	125	6-12	3:40
3-10	NW (La.) St.	Natchitoches, La.	W1	15-2	15-12-0	Maggee (1-2)	2-7-3	Cassels (0-1)	278	7-12	3:05
3-11	NW (La.) St.	Natchitoches, La.	W2	12-9	12-10-0	Rymer (1-0)	9-7-6	Lindoes (1-1)	50	8-12	3:45
3-12	Louisiana Tech	Ruston, La.	W3	9-8	9-12-4	Borries (1-3)	8-10-2	Magistri (0-1)	n/a	9-12	n/a
3-13	Grambling	Grambling, La.	W4	17-12	17-16-3	Lindsey (3-1)	12-12-7	Washington (0-1)	n/a	10-12	n/a
3-13	La-Monroe	Monroe, La.	L1	5-6 (10)	5-9-4	Johnston (0-1)	6-12-1	Wisnewski	n/a	10-13	n/a
3-20	Delta State	Cleveland, Miss.	W1	7-4	7-7-3	Lindsey (4-1)	4-10-1	Devenney	n/a	11-13	n/a
3-22	KENT	USM-PTP	W2	12-5 (7)	12-11-5	Borries (2-3)	5-3-1	Bangston (1-1)	n/a	12-13	2:22
3-22	KENT	USM-PTP	L1	2-8 (5)	2-2-4	Gessner (0-1)	8-8-0	Conklin (1-0)	n/a	12-14	n/a
3-23	*FLORIDA STATE	USM-PTP	L2	6-17	6-8-3	Lindsey (4-2)	17-14-2	Loynd (6-3)	800	12-15	3:28
3-23	*FLORIDA STATE	USM-SHP	L3	0-6	0-1-2	Pourciau (1-2)	6-7-2	Smith (5-0)	515	12-16	3:12
3-24	*FLORIDA STATE	USM-PTP	W1	6-4	6-8-2	Basford (1-2)	4-13-3	Lewis (6-2)	1008	13-16	2:45
3-26	SOUTH ALABAMA	USM-SHP	L1	2-7	2-5-6	Borries (2-4)	7-12-1	Miller (1-0)	350	13-17	3:14
3-28	ALCORN STATE	USM-PTP	W1	11-7	11-11-1	Darby (1-0)	7-13-2	Morris (2-1)	363	14-17	n/a
3-30	*Tulane	New Orleans, La.	W2	6-5 (7)	6-7-4	Pourciau (2-2)	5-10-3	Little (5-1)	719	15-17	2:05
3-30	*Tulane	New Orleans, La.	L1	6-12 (7)	6-8-3	Hankins (0-1)	12-14-2	Amarena (4-1)	n/a	15-18	2:16
3-31	*Tulane	New Orleans, La.	L2	0-12	0-3-5	Darby (1-1)	12-14-0	Borgatti (6-1)	n/a	15-19	n/a
4-1	GANNON	USM-PTP	W1	3-2 (7)	3-5-2	McGrath (2-2)	2-11-1	Niedzwecki (0-1)	150	16-19	2:02
4-1	GANNON	USM-PTP	W2	8-3 (7)	8-8-1	Gessner (1-1)	3-6-4	Boyles (0-1)	n/a	17-19	2:02
4-2	GANNON	USM-PTP	W3	1-0 (7)	1-2-2	Nettles (1-0)	0-4-0	Woll (0-1)	165	18-19	1:47
4-2	GANNON	USM-PTP	W4	20-3 (5)	20-13-1	Johnston (1-1)	3-4-3	Santago (0-1)	n/a	19-19	1:50
4-4	GANNON	USM-PTP	W5	6-3 (7)	6-4-1	Hankins (1-1)	3-8-2	Niedzwecki (0-2)	n/a	20-19	2:19
4-4	GANNON	USM-PTP	W6	12-0 (7)	12-14-0	Breal (2-1)	0-6-1	Dalton (0-1)	n/a	21-19	1:58
4-5	*Memphis	Memphis, Tenn.	L1	6-7	6-5-1	Maggee (1-3)	7-10-4	Cummings (5-0)	n/a	21-20	n/a
4-6	*Memphis	Memphis, Tenn.	L2	0-5 (7)	0-1-2	Pourciau (2-3)	5-6-0	Nabors (3-1)	n/a	21-21	n/a
4-6	*Memphis	Memphis, Tenn.	L3	2-5 (7)	2-7-2	McGrath (2-2)	5-7-2	Walker (2-1)	n/a	21-22	n/a
4-9	West Alabama	Livingston, Ala.	L4	3-8 (7)	3-4-1	Borries (2-5)	8-12-0	Branson (4-4)	n/a	21-23	n/a
4-9	West Alabama	Livingston, Ala.	W1	16-3 (7)	16-13-2	Darby (2-1)	3-2-6	Willie (2-9)	n/a	22-24	n/a
4-10	Ole Miss	Oxford, Miss.	L1	4-6	4-10-3	Pourciau (2-4)	6-6-1	Farmer (4-3)	n/a	22-25	n/a
4-11	Miss. College	Clinton, Miss.	L2	4-8 (10)	4-8-3	Jordan (1-1)	8-13-6	Watkins (8-3)	n/a	22-26	n/a
4-11	Miss. College	Clinton, Miss.	L3	5-9 (7)	5-5-2	Rymer (1-1)	9-6-3	Berry (1-1)	n/a	22-27	n/a
4-13	*Memphis	USM-PTP	W1	4-0 (7)	4-9-1	Pourciau (3-4)	0-5-0	Cummings (5-1)	n/a	23-27	n/a
4-13	*Memphis	USM-SHP	W2	5-4 (7)	5-6-2	McGrath (3-3)	4-4-2	Walker (2-2)	n/a	24-27	n/a
4-15	UNO	New Orleans, La.	W3	9-6	9-10-4	Breal (3-1)	6-10-1	Ayers (7-4)	n/a	25-27	n/a
4-17	ALABAMA	USM-SHP	L1	4-12	4-7-3	Pourciau (3-5)	12-13-2	Oyster (8-4)	312	25-28	3:08
4-18	ALABAMA	USM-PTP	L2	9-17	9-14-2	Gessner (1-2)	17-21-2	Midolo	393	25-29	3:18
4-19	NICHOLLS STATE	USM-PTP	L3	4-8	4-8-5	McGrath (3-4)	8-9-2	Wagner (3-0)	273	25-30	2:46
4-20	MISS. COLLEGE	USM-PTP	L4	3-5 (7)	3-8-1	Pourciau (3-6)	5-8-0	Berry (4-4)	397	25-31	2:26
4-20	MISS. COLLEGE	USM-SHP	L5	4-8 (7)	4-9-3	Lindsey (4-3)	8-10-1	Watkins (10-3)	326	25-32	2:18
4-21	NW (La.) St.	USM-PTP	L6	3-8 (7)	3-5-3	Darby (2-2)	8-7-0	Antonini (3-6)	350	25-33	2:23
4-21	NW (La.) St.	USM-PTP	L7	6-9 (7)	6-8-1	Nettles (1-1)	9-10-2	Buetow (2-1)	n/a	25-34	2:24
4-23	WEST ALABAMA	USM-PTP	W1	3-2 (7)	3-3-1	Gessner (2-2)	2-7-3	Dalton	225	26-34	1:45
4-23	WEST ALABAMA	USM-PTP	W2	14-8 (7)	14-10-2	Breal (4-1)	8-9-1	Gearhart	n/a	27-34	2:15
4-25	MISSISSIPPI STATE	USM-PTP	L1	4-11 (7)	4-6-2	McGrath (3-5)	11-7-1	Morgan (9-1)	1449	27-35	2:25
4-25	MISSISSIPPI STATE	USM-PTP	L2	0-3 (7)	0-1-3	Pourciau (3-7)	3-5-1	Brantley (12-2)	n/a	27-36	1:56
4-28	LA-LAFAYETTE	USM-PTP	L3	4-6 (10)	4-6-1	Jordan (1-2)	6-9-1	Corley (2-5)	154	27-37	2:42
4-30	South Alabama	Mobile, Ala.	L4	7-8	7-13-2	Breal (4-2)	8-9-3	Rogers (3-4)	403	27-38	3:06
5-1	UNO	USM-SHP	L5	1-5	1-4-1	Pourciau (3-8)	5-10-0	Whitehurst(11-6)	283	27-39	n/a
5-4	NICHOLLS STATE	USM-PTP	W1	8-4	8-15-2	Breal (5-2)	4-9-3	Heffelfinger(4-6)	278	28-39	n/a
5-5	NICHOLLS STATE	USM-PTP	L1	3-4 (10)	3-7-0	Jordan (1-3)	4-13-2	Huber	312	28-40	n/a
Metro Conference Tournament											
5-9	South Carolina	Tallahassee, Fla.	L2	1-13	1-8-2	Pourciau (3-9)	13-19-0	Cook (13-1)	n/a	28-41	2:43



Year-by-Year Results

5-10 Cincinnati Tallahassee, Fla. L3 9-11 9-12-6 Basford (1-3) 11-15-5 Byrne (10-2) n/a 28-41 2:48
 *Metro Conference Game

1986 record: 31-30; home: 21-13; away: 8-15; neutral: 2-2, day: 26-26, night: 5-4, metro: 6-15

Coach Hill Denson, 3rd year

DATE	OPPONENT	SITE	STREAK	SCORE	USM	W/L	OPPONENT	W/L	ATTEND	RECORD	TIME
2-12	Southern U.	Baton Rouge, La.	L1	4-6	4-9-1	Willis (0-1)	6-7-4	Haugbook (1-0)	38	0-1	2:42
2-15	*Florida State	Tallahassee, Fla.	L2	6-7 (7)	6-8-4	Guin (0-1)	7-9-4	Kovensky (2-0)	2,513	0-2	2:24
2-15	*Florida State	Tallahassee, Fla.	L3	0-2 (7)	0-5-2	Lindsey (0-1)	2-4-1	Lewis (1-0)	2,513	0-3	1:51
2-16	*Florida State	Tallahassee, Fla.	L4	6-14	6-8-1	Wagner (0-1)	14-14-2	Loynd (2-0)	2,103	0-5	3:15
2-18	NICHOLLS STATE	USM-PTP	W1	9-6	9-10-1	Pourciau (1-0)	6-9-2	Coleman (0-1)	357	1-4	3:12
2-19	DELTA STATE	USM-PTP	L1	3-4	3-3-4	Willis (0-2)	4-8-1	Hostetler (2-0)	417	1-5	2:43
2-20	DELTA STATE	USM-PTP	W1	6-1	6-12-0	Lindsey (1-1)	1-5-1	Taylor (0-2)	535	2-5	2:29
2-22	VANDERBILT	USM-PTP	W2	2-1	2-4-0	Wagner (1-1)	1-3-2	Balch (0-1)	676	3-5	2:19
2-23	ARKANSAS-LR	USM-PTP	L1	3-4 (7)	3-3-3	Pourciau (1-1)	4-6-4	Calviero (1-0)	879	3-6	2:25
2-23	ARKANSAS-LR	USM-PTP	W1	8-3 (7)	8-5-2	Willis (1-2)	3-7-5	Smith (0-1)	879	4-6	2:20
2-24	ARKANSAS-LR	USM-PTP	W2	8-1	8-10-3	McGrath (1-0)	1-4-2	Clayton	676	5-6	2:32
2-26	ALABAMA	USM-PTP	L1	0-5	0-5-3	Lindsey (1-2)	5-9-1	Sander (1-0)	803	5-7	2:42
2-27	West Alabama	Livingston, Ala.	W1	4-3	4-13-2	Wagner (2-1)	3-7-0	Branson (0-2)	179	6-7	2:15
3-1	*Tulane	New Orleans, La.	L1	1-8	1-4-3	Willis (1-3)	8-11-2	Amarena (2-0)	1,657	6-8	2:34
3-2	*Tulane	New Orleans, La.	L2	5-13	5-6-3	Lindsey (1-3)	13-15-3	Borgatti (1-0)	2,621	6-9	2:40
3-3	LOUISIANA TECH	USM-PTP	L3	6-11	6-14-1	Pourciau (1-2)	11-12-1	Pickens (1-1)	321	6-10	2:52
3-5	GRAMBLING	USM-PTP	L4	9-2	2-6-3	Wagner (2-2)	9-10-0	Washington	464	6-11	2:25
3-6	SOUTH ALABAMA	USM-PTP	L5	1-7	1-6-5	Willis (1-4)	7-11-0	Rub (2-1)	431	6-12	2:36
3-8	*TULANE	USM-PTP	W1	9-7	9-8-2	Pourciau (2-2)	7-9-5	Leaveau (2-1)	585	7-12	3:10
3-9	NW (La.) St.	Natchitoches, La.	W2	9-1	9-12-0	Lindsey (2-3)	1-4-5	Knotts (0-3)	203	8-12	2:53
3-10	NW (La.) St.	Natchitoches, La.	W3	6-1	6-12-3	Willis (2-4)	1-5-3	Cryer (3-3)	65	9-12	2:26
3-11	NW (La.) St.	Natchitoches, La.	L1	1-3	1-7-2	Wagner (2-3)	3-7-2	Eichman (2-1)	65	9-13	2:30
3-20	JACKSON STATE	USM-PTP	W1	12-0	12-13-2	Pourciau (3-2)	0-8-2	Freeman (1-3)	373	10-13	3:01
3-21	MISSOURI	USM-PTP	L1	3-7	3-9-3	Wagner (2-4)	7-11-0	Pierson (3-1)	315	10-14	2:27
3-22	*FLORIDA STATE	USM-PTP	W1	5-1 (7)	5-7-0	Lindsey (3-3)	1-5-2	Little (5-1)	820	11-14	1:41
3-22	*FLORIDA STATE	USM-PTP	L1	0-2 (7)	0-3-0	Willis (2-5)	2-5-0	Pollack (3-1)	820	11-15	1:50
3-23	*FLORIDA STATE	USM-PTP	L2	9-13	9-12-3	Pourciau (3-3)	13-14-0	Porcelli (2-0)	937	11-16	3:35
3-25	TENNESSEE	USM-PTP	W1	9-8	9-13-2	Lindsey (4-3)	8-10-1	Owen (3-4)	424	12-16	2:40
3-26	TENNESSEE	USM-PTP	W2	9-3	9-12-1	Willis (3-5)	3-9-4	Glover (6-2)	602	13-16	2:32
3-28	MISS. VALLEY ST.	USM-PTP	W3	10-4	10-12-3	Wagner (3-4)	4-9-2	Reese (1-3)	446	14-16	2:48
3-31	LA-MONROE	USM-PTP	W4	7-1	7-10-2	Lindsey (5-3)	1-4-3	Jolley (3-1)	317	15-16	2:17
4-1	LA-MONROE	USM-PTP	W5	4-0	4-6-1	Willis (4-5)	0-5-1	Randle (0-2)	449	16-16	2:26
4-2	Alabama	Tuscaloosa, Ala.	L1	1-9	1-6-1	Pourciau (3-4)	9-13-0	Sodders (4-1)	931	16-17	2:22
4-3	West Alabama	Livingston, Ala.	W1	10-7	10-17-3	Wagner (4-4)	7-14-4	Dalton (2-5)	100	17-17	3:00
4-5	*MEMPHIS	USM-PTP	L1	2-3 (7)	2-6-1	Willis (4-6)	3-5-2	Cook (4-4)	675	17-18	2:00
4-5	*MEMPHIS	USM-PTP	L2	2-5 (7)	2-3-1	Lindsey (5-4)	5-6-2	Covington (4-1)	675	17-19	2:05
4-6	*MEMPHIS	USM-PTP	L3	5-8	5-9-1	Wagner (4-5)	8-8-2	Newcomb (4-1)	435	17-20	2:33
4-7	Southeastern La.	Hammond, La.	L4	8-9	8-11-1	LaGroue (0-1)	9-7-7	Locicero (2-0)	111	17-21	3:13
4-9	ARKANSAS-LR	USM-PTP	W1	5-0	15-17-0	Lindsey (6-4)	0-1-4	Harris (2-5)	291	18-21	2:20
4-10	Jackson State	Jackson, Miss.	W2	4-3	4-6-0	Willis (5-6)	3-5-6	Blocker (1-2)	600	19-21	2:45
4-13	*Memphis	Memphis, Tenn.	L1	2-9 (7)	2-9-0	McGrath (1-1)	9-10-2	Newcombe (5-1)	325	19-22	1:55
4-13	*Memphis	Memphis, Tenn.	L2	3-4 (9)	3-9-4	Lindsey (6-5)	4-9-0	Byrd (4-0)	325	19-23	2:41
4-14	Vanderbilt	Nashville, Tenn.	W1	7-3	7-9-2	Willis (6-6)	3-8-3	Adams (0-2)	250	20-23	2:40
4-15	Vanderbilt	Nashville, Tenn.	W2	5-3	5-9-3	Guin (1-1)	3-8-4	Smith (0-1)	100	21-23	2:47
4-17	MISS. COLLEGE	USM-PTP	W3	4-2	4-5-1	Lindsey (7-5)	2-7-2	Mealer (4-4)	406	22-23	1:50
4-17	MISS. COLLEGE	USM-PTP	W4	6-1	6-10-2	LaGroue (1-1)	1-3-2	May (2-1)	406	23-23	2:10
4-19	UNO	USM-PTP	L1	9-12	9-13-1	Magee (0-1)	12-16-4	Theriot (6-5)	447	23-24	3:50
4-22	Mississippi State	Starkville, Miss.	W1	12-5	12-16-1	Lindsey (8-5)	5-9-2	Intorcica (8-5)	915	24-24	2:48
4-23	Mississippi State	Starkville, Miss.	L1	3-7	3-10-3	Willis (6-7)	7-10-2	Arrieta (5-1)	667	24-25	2:40
4-25	Nicholls State	Thibodaux, La.	L2	3-9	3-5-2	Guin (1-2)	9-8-2	Regira (2-1)	148	24-26	3:17
4-27	SOUTHEASTERN LA.	USM-PTP	W1	5-1	5-8-1	Willis (7-7)	1-7-1	Goings (2-5)	533	25-26	2:15
4-28	UNO	New Orleans, La.	L1	3-7	3-8-2	Lindsey (8-6)	7-8-0	Traxler (4-0)	1,012	25-27	2:32
4-30	WEST ALABAMA	USM-PTP	W1	5-4 (8)	5-7-0	Gessner (1-0)	4-6-0	Hill (1-1)	365	26-27	1:40
4-30	WEST ALABAMA	USM-PTP	W2	10-8 (7)	10-10-1	LaGroue (2-1)	8-11-1	L. Branson (7-7)	365	27-27	2:00
5-1	South Alabama	Mobile, Ala.	L1	6-15	6-10-1	Pourciau (3-5)	15-16-1	Wilson (7-4)	712	27-28	3:05
5-3	*TULANE	USM-PTP	W1	4-2	4-7-1	Lindsey (9-6)	2-9-1	Amarena (10-3)	575	28-28	2:28
5-4	*TULANE	USM-PTP	W2	11-4	11-12-2	Willis (8-7)	4-7-0	Borgatti (9-3)	1,153	29-28	2:47
Metro Conference Tournament											
5-8	South Carolina	Tallahassee, Fla.	L1	1-10	1-7-3	Lindsey (9-7)	10-12-0	Currie (7-2)	n/a	29-29	2:20
5-9	Louisville	Tallahassee, Fla.	W1	14-5	14-11-4	Willis (9-7)	5-6-3	Cook (3-4)	n/a	30-29	2:42
5-10	Cincinnati	Tallahassee, Fla.	W2	11-1	11-15-2	Gessner (2-0)	1-2-3	Conroy (5-0)	3,751	31-29	2:27
5-11	Memphis	Tallahassee, Fla.	L1	2-4	2-7-6	Pourciau (3-6)	4-2-1	Marable (2-1)	n/a	31-30	2:49

*Metro Conference Game

1987 record: 37-25; home: 24-7; away: 12-12; neutral: 1-6, day: 35-21, night: 2-4, metro: 7-11

Coach Hill Denson, 4th year

Date	Opponent	Site	Streak	Score	USM	W/L	Opponent	W/L	Att	Record	Time
2-10	West Florida	Pensacola, Fla.	L1	6-7	6-8-2	Shive (0-1)	7-5-2	Lane (1-0)	150	0-1	3:30
2-12	SPRING HILL	USM-PTP	L2	5-6	5-10-5	Wagner (0-1)	6-8-1	Moore (1-0)	321	0-2	3:30
2-14	SOUTHERN U.	USM-PTP	W1	9-8 (11)	9-12-5	LaGroue (1-0)	8-10-3	Ratliff (0-1)	317	1-2	3:45
2-16	BELHAVEN	USM-PTP	W2	13-1	13-14-0	Lindsey (1-0)	1-7-3	Warren (0-1)	213	2-2	2:52
2-19	Southeastern La.	Hammond, La.	L1	2-3	2-7-0	Gessner (0-1)	3-9-2	Jones (1-0)	n/a	2-3	2:44
2-25	West Alabama	Livingston, Ala.	W1	12-4 (7)	12-9-5	Wagner (1-1)	4-5-3	Henderson (0-1)	55	3-3	2:10
2-25	West Alabama	Livingston, Ala.	L1	5-11 (7)	5-7-6	Fleming (0-1)	11-8-0	Branson (1-0)	n/a	3-4	3:20
2-28	*Florida State	Tallahassee, Fla.	L1	2-7 (7)	2-3-3	Lindsey (1-1)	7-7-2	Lewis (3-0)	2511	3-5	2:02



Year-by-Year Results



1987 — Front Row (from left): J.P. Weigand, trainer, John Migliore, Shawn Smith, Gino Jackson, Mike Moreland, Sylvester Love, Jay Thompson, Russell Fleming, Bruce Clanton, John Gessner, Todd Miller, Hector Palacios, Wendell Cole, Walker Rannels, manager. **Second Row:** Charlie Gray, assistant coach, Jack Duggan, Clay Jones, Mike Davis, Kevin Karlin, Mac Duncan, Robbie Key, Darrin Nixon, Kenny Graves, Chris Wagner, Kevin Dunn, Hill Denson, head coach. **Back Row:** Chris Boyle, assistant coach, Mike Fultz, trainer, Darrell Lindsey, Chuck Shives, Stacy Cameron, Todd Mann, Brian Cronk, Fred LaGroue, Duane Ross, Marshall Oliver, Doug Cronk, Allen Gaudet, Doug Lambeth, assistant coach.

2-28	*Florida State	Tallahassee, Fla.	L2	4-10 (7)	4-4-2	Gessner (0-2)	10-8-1	Byerly (3-0)	n/a	3-6	1:40
3-1	*Florida State	Tallahassee, Fla.	W1	11-8	11-10-4	Cameron (1-0)	8-10-6	Porcelli (1-1)	2212	4-6	3:28
3-3	South Alabama	Mobile, Ala.	L1	2-9	2-6-2	LaGroue (1-1)	9-10-2	Stratton (1-0)	677	4-7	2:46
3-4	SOUTHEASTERN LA.	USM-PTP	W1	22-2	22-16-2	Lindsey (2-1)	2-3-10	Callender (5-2)	184	5-7	3:20
3-5	WEST FLORIDA	USM-PTP	W2	5-2	5-8-2	Gessner (1-2)	2-6-3	Benefield (0-1)	375	6-7	2:40
3-8	Tulane	New Orleans, La.	L1	3-4 (8)	3-7-2	Cameron (1-1)	4-3-1	Pursell (5-0)	511	6-8	2:37
3-9	CHRISTIAN BROS.	USM-PTP	W1	7-2	7-11-2	Fleming (1-1)	2-4-1	Fisher (0-2)	373	7-8	2:12
3-11	Arkansas-LR	Little Rock, Ark.	W2	7-6 (7)	7-9-2	Shive (1-1)	6-8-0	Detrick (0-1)	25	8-8	2:50
3-11	Arkansas-LR	Little Rock, Ark.	W3	6-1 (7)	6-10-3	Gessner (2-2)	1-3-0	Ellis (0-1)	n/a	9-8	2:10
3-12	La.-Monroe	Monroe, La.	W4	5-1	5-8-1	Wagner (2-1)	1-4-0	Dush (0-2)	298	10-8	2:20
3-13	La.-Monroe	Monroe, La.	L1	2-7	2-4-4	Lindsey (2-2)	7-9-3	Rak (1-2)	193	10-9	2:10
3-15	SOUTH ALABAMA	USM-PTP	L1	4-12	4-7-1	Cameron (1-2)	12-14-2	Wilson (2-1)	443	10-10	2:40
3-18	MISS. COLLEGE	USM-PTP	W1	8-7	8-12-2	Gaudet (1-0)	7-10-1	Richard	492	11-10	3:08
3-19	TOWSON	USM-PTP	W2	4-1 (7)	4-8-2	Cameron (2-0)	1-4-0	Halsey (0-1)	483	12-10	1:35
3-19	TOWSON	USM-PTP	W3	8-0 (7)	8-14-0	Ross (1-0)	0-2-1	Eck (0-2)	n/a	13-10	1:55
3-21	*FLORIDA STATE	USM-PTP	W4	3-1 (7)	3-5-0	Wagner (3-1)	1-7-3	Pollack (3-2)	2103	14-10	2:03
3-21	*FLORIDA STATE	USM-PTP	L1	2-4 (7)	2-3-1	Lindsey (2-3)	4-6-0	Lewis (7-0)	n/a	14-11	2:25
3-22	*FLORIDA STATE	USM-PTP	L2	13-9	9-11-1	Gessner (2-3)	13-15-2	Byerly (7-1)	2107	14-12	3:50
3-24	COLUMBUS	USM-PTP	W1	9-8 (10)	9-13-4	Fleming (2-1)	8-13-2	Ammons (1-1)	403	15-12	3:03
3-25	MISS. VALLEY ST.	USM-PTP	W2	5-2	5-7-1	Wagner (4-1)	2-8-2	James (1-3)	475	16-12	2:30
3-26	Alabama	Tuscaloosa, Ala.	W3	12-11	12-12-2	Lindsey (3-3)	11-15-4	Brown (2-2)	323	17-12	3:05
3-28	JACKSON STATE	USM-PTP	W4	5-2	5-10-1	Shive (2-1)	2-8-4	Farmer (2-2)	532	18-12	2:33
Diamond Club Classic											
3-31	South Alabama	Mobile, Ala.	W5	11-4 (7)	11-12-0	Wagner (5-1)	4-8-1	Wilson (2-2)	408	19-12	2:45
4-1	Southern Cal	Mobile, Ala.	L1	0-1 (7)	0-3-1	Lindsey (3-4)	1-4-2	Powers (4-1)	380	19-13	2:01
4-4	*Memphis	Memphis, Tenn.	L2	0-9 (7)	0-4-0	Shive (2-2)	9-13-1	Newcomb (2-5)	n/a	19-14	n/a
4-4	*Memphis	Memphis, Tenn.	W1	8-5 (7)	8-12-2	Gaudet (2-0)	5-8-2	Byrd (3-1)	n/a	20-14	n/a
4-5	*Memphis	Memphis, Tenn.	L1	6-11	6-12-7	Lindsey (3-5)	11-9-1	Cook (2-2)	125	20-15	3:18
4-7	ALCORN STATE	USM-PTP	L2	3-4 (7)	3-4-2	Gessner (2-4)	4-9-0	Brown (1-0)	435	20-16	2:50
4-7	ALCORN STATE	USM-PTP	W1	9-1 (7)	9-10-0	Cameron (3-2)	1-7-1	Wadlington (0-1)	n/a	21-16	1:47
4-9	Miss. College	Clinton, Miss.	W2	16-2	16-25-0	Ross (2-0)	2-5-2	Fancher	203	22-16	3:10
4-11	*Memphis	USM-PTP	W3	4-3 (8)	4-6-1	Lindsey (4-5)	3-6-0	Covington (2-3)	793	23-16	2:10
4-11	*Memphis	USM-PTP	W4	4-3 (7)	4-8-0	Wagner (6-1)	3-9-2	Newcomb (2-6)	n/a	24-16	1:50
4-12	*Memphis	USM-PTP	L1	3-4	3-6-1	Key (0-1)	4-10-0	Nabors (3-3)	879	24-17	2:35
4-17	Tulane	New Orleans, La.	L2	0-2 (7)	0-2-0	Lindsey (4-6)	2-5-0	Amarena (7-1)	952	24-18	1:37
4-17	Tulane	New Orleans, La.	L3	3-6 (7)	3-8-1	Wagner (6-2)	6-4-0	Alexander (5-1)	n/a	24-19	2:06
4-18	UNO	New Orleans, La.	W1	8-5	8-14-2	Ross (3-0)	5-10-0	Lynch (3-4)	2432	25-19	2:54
4-20	LA.-MONROE	USM-PTP	W2	7-6 (12)	7-15-3	Lindsey (5-6)	6-11-3	Cavaliere (6-6)	538	26-19	3:20
4-21	LA.-MONROE	USM-PTP	L1	3-5	3-9-2	Gessner (2-5)	5-7-1	Mathews (3-1)	607	26-20	2:35
4-22	Jackson State	Jackson-SW	L2	0-6	0-3-6	Lindsey (5-7)	6-4-2	Salters (7-1)	300	26-21	2:15
4-24	Mississippi State	Jackson-SW	L3	7-11	7-12-0	Ross (3-1)	11-17-3	Mahan (1-0)	1502	26-22	2:50
4-25	UNO	USM-PTP	W1	5-2	5-7-2	Wagner (7-2)	2-10-1	Castanedo (3-2)	1932	27-22	2:18
4-26	WEST ALABAMA	USM-PTP	W2	5-4 (7)	5-10-1	Lindsey (6-7)	4-9-2	Sandifer (3-6)	692	28-22	2:07
4-26	WEST ALABAMA	USM-PTP	W3	2-1 (8)	2-5-0	Ross (4-1)	1-6-0	Sandifer (3-7)	n/a	29-22	1:55
4-28	MISSISSIPPI STATE	USM-PTP	W4	5-2	5-8-3	Lindsey (7-7)	2-8-1	Ellis (5-3)	1231	30-22	2:09
4-29	MISS. STATE	USM-PTP	W5	8-7	8-9-3	Wagner (8-2)	7-10-4	Raffo (4-2)	1614	31-22	2:20
5-1	TULANE	USM-PTP	L1	5-12	5-9-3	Ross (4-2)	12-16-1	Alexander (8-2)	517	31-23	2:41
5-2	TULANE	USM-PTP	W1	11-6	11-13-1	Cooley (1-0)	6-10-2	Henry (2-4)	733	32-23	2:55
5-5	ALABAMA	USM-PTP	W2	6-2	6-10-0	Wagner (9-1)	2-9-1	Stout (1-6)	833	33-23	2:15



Year-by-Year Results

Charlotte Invitational Tournament

5-9	Davidson	Charlotte, N.C.	W3	9-6	9-14-0	Lindsey (8-7)	6-12-1	Lober (4-1)	177	34-23	3:13
5-10	N.C. State	Charlotte, N.C.	L1	5-6	5-10-2	Shive (2-3)	6-10-0	Price (5-0)	178	34-24	2:41
5-11	Charlotte	Charlotte, N.C.	W1	4-2 (12)	4-8-3	Ross (5-2)	2-12-2	Holshouser (5-5)	179	35-24	3:16

Metro Conference Tournament

5-13	Memphis	Columbia, S.C.	L1	1-10	1-6-2	Lindsey (8-8)	10-9-1	Newcomb (4-7)	300	35-25	1:44
5-15	Virginia Tech	Columbia, S.C.	W1	14-9	14-11-1	Ross (6-2)	9-15-2	Sorkin (4-1)	486	36-25	2:28
5-16	Florida State	Columbia, S.C.	L1	1-5	1-7-3	Lindsey (8-9)	5-8-0	Porcelli (6-1)	412	37-25	2:22

*Metro Conference Game

1988 record: 36-26; home: 27-10, away: 7-13, neutral: 2-3, day: 18-12, night: 18-14, metro: 9-6

Coach Hill Denson, 5th year

Date	Opponent	Site	Streak	Score	USM	W/L	Opponent	W/L	Att	Record	Time
2-13	LA-MONROE	USM-PTP	W1	6-2	6-9-0	Lindsey (1-0)	2-6-2	Rak (0-1)	756	1-0	2:29
2-14	LA-MONROE	USM-PTP	L1	1-2	1-5-0	Ross (0-1)	2-7-2	Maldonado (1-0)	612	1-1	2:48
2-16	NICHOLLS STATE	USM-PTP	W1	11-10	11-11-3	Cooley (1-0)	10-9-2	Regira (0-1)	624	2-1	3:07
2-17	NICHOLLS STATE	USM-PTP	W2	8-4	8-14-1	Lindsey (2-0)	4-8-0	Mariscal (1-1)	582	3-1	2:47
2-21	La-Monroe	Monroe, La.	W3	11-3 (7)	11-11-0	Ross (1-1)	3-8-1	Guyton (1-1)	741	4-1	2:10
2-21	La-Monroe	Monroe, La.	W4	11-6 (7)	11-14-1	Rapp (1-0)	6-9-1	Rak (0-2)	741	5-1	2:45
2-23	MISS. COLLEGE	USM-PTP	W5	9-2	9-13-0	Pitre (1-0)	2-5-5	May (0-2)	605	6-1	3:01
2-24	MISS. COLLEGE	USM-PTP	W6	7-4	7-7-0	McLendon (1-0)	4-7-1	Oswalt (0-1)	509	7-1	3:02
2-26	*Florida State	Tallahassee, Fla.	L1	3-6	3-2-2	Ross (1-2)	6-8-4	Keller (2-1)	1579	7-2	2:25
2-27	*Florida State	Tallahassee, Fla.	L2	11-18	11-10-1	Gessner (0-1)	18-16-4	Davis (2-0)	2113	7-3	3:47
2-28	*Florida State	Tallahassee, Fla.	W1	6-5	6-10-2	Shive (1-0)	5-11-3	Nielsen (0-2)	2359	8-3	2:56
3-2	Jackson State	Jackson-SW	L1	2-3 (7)	2-4-3	Ross (1-3)	3-8-4	Farmer (2-0)	123	8-4	2:57
3-4	BELHAVEN	USM-PTP	W1	7-3	7-10-4	Lindsey (3-0)	3-5-5	Zeegers (0-1)	1236	9-4	2:31
3-11	VANDERBILT	USM-PTP	W2	4-2	4-5-1	Lindsey (4-0)	2-4-2	Balch (2-2)	637	10-4	2:03
3-12	VANDERBILT	USM-PTP	L1	3-5 (13)	3-8-3	Rapp (1-1)	5-18-1	McLochlin (2-0)	535	10-5	3:54
3-13	UNO	New Orleans, La.	L2	5-9	5-10-2	Shive (1-1)	9-11-0	Perschke (2-1)	1212	10-6	3:02
3-15	WEST ALABAMA	USM-PTP	W1	5-0	5-6-1	Pitre (2-0)	0-5-3	Miller (2-2)	353	11-6	2:17
3-16	WEST ALABAMA	USM-PTP	L1	1-6	1-5-2	Cameron (0-1)	6-10-5	Sandifer (1-0)	412	11-7	2:15
3-19	*FLORIDA STATE	USM-PTP	W2	5-4	5-10-2	Cooley (2-0)	4-5-5	Davis (2-1)	212	12-7	2:43
3-19	*FLORIDA STATE	USM-PTP	W2	2-1 (7)	2-4-0	Lindsey (5-0)	1-4-2	Kimball (3-1)	1006	13-7	1:48
3-20	*FLORIDA STATE	USM-PTP	W3	9-7	9-15-1	Cooley (3-0)	7-12-3	Nielsen (1-2)	1323	14-7	3:18
3-22	BOWLING GREEN	USM-PTP	L1	4-8	4-8-2	Pitre (2-1)	8-11-2	Freese (1-1)	516	14-8	3:20
3-23	BOWLING GREEN	USM-PTP	W1	5-1	5-10-1	Shive (2-1)	1-6-1	Taylor (0-1)	635	15-8	2:35
3-24	BOWLING GREEN	USM-PTP	L1	1-8	1-7-6	Lindsey (5-1)	8-11-2	Moraw (1-1)	489	15-9	2:31
3-26	*South Carolina	Columbia, S.C.	L2	4-7	4-6-3	Ross (1-4)	7-12-3	Roundtree (2-1)	1250	15-10	2:50
3-27	*South Carolina	Columbia, S.C.	W1	8-7	8-8-1	Rapp (2-1)	7-16-0	Seoane (2-1)	1763	16-10	2:52
4-5	Southeastern La.	Hammond, La.	W2	7-6	7-11-0	Ross (2-4)	6-9-3	Hutchinson (1-3)	300	17-10	3:04
4-6	Southeastern La.	Hammond, La.	L1	2-8	2-10-2	Rapp (2-2)	8-8-4	Webber (4-1)	350	17-11	2:15
4-7	ALCORN STATE	USM-PTP	W1	7-2	7-8-1	Shive (3-1)	2-6-4	Wilson (1-4)	586	18-11	2:14
4-9	*Memphis	Memphis, Tenn.	L1	2-5 (7)	2-2-2	Pitre (2-2)	5-6-0	Cox (6-3)	450	18-12	1:48
4-9	*Memphis	Memphis, Tenn.	L2	4-6 (7)	4-10-2	Lindsey (5-2)	6-10-1	Shrewsbury (3-1)	n/a	18-13	2:07
4-10	*Memphis	Memphis, Tenn.	W1	7-1 (7)	7-9-2	Ross (3-4)	1-6-3	Bowlan (3-3)	450	19-13	1:51
4-10	*Memphis	Memphis, Tenn.	L1	2-10 (7)	2-4-2	Rapp (2-3)	10-15-0	Nabors (3-2)	n/a	19-14	2:22
4-11	BELHAVEN	USM-PTP	W1	15-2	15-12-2	Shive (4-1)	2-6-5	Holloway (1-8)	268	20-14	2:34
4-13	Mississippi State	Starkville, Miss.	L1	9-14	9-12-3	Cameron (0-2)	14-14-1	Norman (4-1)	1907	20-15	3:03



1988 — Front Row (from left): Walker Runnells, manager, John Migliore, Mike Moreland, Sylvester Love, Jay Thompson, Hector Palacios, Randy Lee, Sedgewick McCollum, Josh Gesner, Robbie Rogers. Second Row: Jack Duggan, statistician, Phillip Crenshaw, field crew, Russell Fleming, Kevin Karlin, Mac Duncan, Randy Crawford, Kenny Graves, Chuck Shive, Wayne Whitehead, Mike Smeltzer, Stacy Cameron, Scott Crenshaw, field crew, Allan Long, trainer. Third Row: Shawn Smith, assistant coach, Hill Denson, head coach, Shawn Pitre, Pat Rapp, Duane Ross, Marshall Oliver, Doug Cronk, Frank McLendon, Scott Best, Fred Cooley, Charlie Gray, assistant coach, Doug Lambeth, assistant coach.



Year-by-Year Results

4-14	Mississippi State	Starkville, Miss.	L2	4-5 (11)	4-9-1	Rapp (2-4)	5-14-4	Young (1-1)	1772	20-16	3:01
4-15	Mississippi State	Jackson-SW	L3	0-6	0-4-4	Lindsey (5-3)	6-11-1	Johnson (1-0)	3865	20-17	2:38
4-16	ARKANSAS-LR	USM-PTP	L4	6-8	6-11-4	Rapp (2-5)	8-10-1	Costello (3-3)	587	20-18	3:01
4-17	ARKANSAS-LR	USM-PTP	L5	2-5	2-3-3	Pitre (2-3)	5-14-1	Clayton (6-6)	479	20-19	2:30
4-18	Tulane	New Orleans, La.	W1	12-9 (10)	12-18-1	Rapp (3-5)	9-14-2	Burbig (1-1)	227	21-19	4:02
4-19	MISS. VALLEY	USM-PTP	W2	8-1	8-10-0	Gessner (1-1)	1-4-4	Carson (0-5)	363	22-19	2:24
4-20	MISS. VALLEY	USM-PTP	W3	16-3	16-15-2	Shive (5-1)	3-6-7	Talley (0-1)	416	23-19	2:45
4-23	TULANE	USM-PTP	W4	10-3	10-12-0	Lindsey (6-3)	3-9-0	Herry (4-3)	1598	24-19	3:04
4-24	TULANE	USM-PTP	W5	7-6	7-14-0	Cooley (4-0)	6-9-2	Rowley (3-2)	1164	25-19	2:44
4-26	SOUTHEASTERN LA.	USM-PTP	W6	15-7	15-17-3	Shive (6-1)	7-8-1	Webber (5-3)	367	26-19	2:55
4-27	SOUTHEASTERN LA.	USM-PTP	L1	5-9	5-6-0	Lindsey (6-4)	9-10-1	Jones (7-3)	356	26-20	3:21
4-28	UNO	New Orleans, La.	W1	3-0	3-4-1	Ross (4-4)	0-7-1	Stuart (4-3)	389	27-20	1:51
4-30	WILLIAM CAREY	USM-PTP	W2	7-1	7-9-1	Cameron (1-2)	1-7-0	Phillips (5-3)	648	28-20	2:44
5-1	WILLIAM CAREY	USM-PTP	W3	20-5	20-19-2	Shive (7-1)	5-7-3	Sumlin (5-4)	664	29-20	2:54
5-3	JACKSON STATE	USM-PTP	W4	12-4	12-13-1	Gessner (2-1)	4-7-1	Butler (2-2)	283	30-20	2:50
5-6	UCF	USM-PTP	L1	1-14	1-6-4	Ross (4-5)	14-20-1	Scott (8-3)	286	30-21	2:52
5-7	UCF	USM-PTP	W1	7-4	7-11-3	Lindsey (7-4)	4-6-1	Ahern (6-3)	291	31-21	2:43
5-8	UCF	USM-PTP	W2	11-9	11-16-3	Rapp (4-5)	9-16-4	Turner (5-7)	312	32-21	3:00
5-10	UAB	USM-PTP	W3	5-6	6-11-1	Cooley (5-0)	5-13-8	Hargett (5-4)	218	33-21	3:17
5-11	UAB	USM-PTP	L1	6-2	6-9-0	Ross (4-6)	2-7-1	Buttenworth(3-4)	228	33-22	2:20
5-12	SOUTH ALABAMA	USM-PTP	W1	10-6	10-11-1	Lindsey (8-4)	6-9-2	Ettles (7-5)	339	34-22	2:38
5-14	South Alabama	Mobile, Ala.	L1	9-17	9-13-5	Pitre (2-4)	17-13-5	Zimmerman (5-1)	1377	34-23	4:03
5-15	South Alabama	Mobile, Ala.	L2	3-13	3-11-2	Gessner (2-2)	13-18-1	Perez (10-4)	702	34-24	3:00
Metro Conference Tournament											
5-18	Memphis	Tallahassee, Fla.	W1	11-4	11-12-3	Shive (8-1)	4-6-0	Cook (10-6)	n/a	35-24	2:20
5-19	South Carolina	Tallahassee, Fla.	L1	2-4	2-7-1	Lindsey (8-5)	4-7-2	Rountree (7-4)	3213	35-25	2:36
5-20	Cincinnati	Tallahassee, Fla.	W1	10-1	10-15-2	Ross (5-6)	1-8-1	Johnson (7-3)	n/a	36-25	2:29
5-21	South Carolina	Tallahassee, Fla.	L1	2-6	2-7-3	Rapp (4-6)	6-11-1	Williams (2-1)	n/a	36-26	n/a

*Metro Conference Game



1989 — **Front Row (from left):** Brent Covington, Greg Cole, Jason Simmons, Jay Thompson, Chad Hebert, Randy Crawford, Brad Skeen. **Second Row:** Scott Wimberly, manager, Sedgewick McCollum, Mitch Whittington, Todd Nace, Jason Novetsky, Russell Fleming, Steve Roberson, Jonathan Story, Larry Wesson. **Third Row:** Doug Lambeth, assistant coach, John Gilligan, Kenny Graves, Chuck Shive, Wayne Whitehead, Wil Roberts, Mike Smetlzer, Stacy Cameron, Shawn Pitre, Walker Runnells. **Fourth Row:** Hill Denson, head coach, Andy Woodard, Pat Rapp, Barry Jefcoat, Chad Van Kooten, Doug Benefiel, Frankie McLendon, Scotty Bonds, Fred Cooley, Charlie Gray, assistant coach.

1989 record: 36-26; home: 24-11, away: 9-12, neutral: 3-3, day: 20-12, night: 16-14, metro: 8-7

Coach Hill Denson, 6th year

Date	Opponent	Site	Streak	Score	USM	W/L	Opponent	W/L	Att	Record	Time
2-11	Tulane	New Orleans, La.	L1	4-5	4-8-3	Gilligan (0-1)	5-10-2	Alexander (1-0)	833	0-1	3:18
2-12	Tulane	New Orleans, La.	W1	3-2	3-8-2	Shive (1-0)	2-11-0	Scheuermann (0-1)	802	1-1	2:58
2-14	LSU	Baton Rouge, La.	L1	1-10	1-3-2	McLendon (0-1)	10-9-2	Byrd (1-0)	1355	1-2	2:46
2-15	Nicholls St.	Thibodaux, La.	L2	5-7	5-7-2	Rapp (0-1)	7-7-0	Simoneaux (1-0)	242	1-3	2:53
2-19	ARKANSAS-LR	USM-PTP	L3	1-3 (7)	1-3-3	Shive (1-1)	3-6-2	Behn (1-0)	486	1-4	2:02
2-19	ARKANSAS-LR	USM-PTP	L4	5-6 (14)	5-5-6	Whittington (0-1)	6-8-4	Costello (1-0)	n/a	1-5	2:20
2-20	SOUTH ALABAMA	USM-PTP	L5	4-6	4-9-2	Rapp (0-2)	6-7-2	Zimmerman (2-0)	203	1-6	3:04
2-23	BELHAVEN	USM-PTP	W1	14-6	14-16-3	Shive (2-1)	6-10-4	Holloway (1-1)	104	2-6	3:17
2-25	LA-MONROE	USM-PTP	W2	14-1	14-12-1	Rapp (1-2)	1-9-3	Vaclin (0-1)	336	3-6	3:19
2-26	LA-MONROE	USM-PTP	W3	6-0	6-11-0	Pollard (1-0)	0-10-2	Crabtree (0-2)	503	4-6	2:39
3-1	UNO	New Orleans, La.	L1	0-2	0-4-0	Shive (2-2)	2-9-2	Pearson (2-0)	886	4-7	2:03



Year-by-Year Results

3-3	*SOUTH CAROLINA	USM-PTP	W1	16-6	16-14-1	McLendon (1-1)	6-11-3	Siopes (0-1)	401	5-7	3:16
3-9	SOUTHEASTERN LA.	USM-PTP	W2	8-6	8-7-3	Shive (3-2)	6-9-1	Kupper (3-1)	304	6-7	3:05
3-10	OHIO STATE	USM-PTP	W3	7-3	7-8-2	Pollard (2-0)	3-3-1	Smith (1-1)	388	7-7	2:48
3-11	OHIO STATE	USM-PTP	L1	9-11 (7)	9-8-1	Gilligan (0-2)	11-15-4	Regoli (1-0)	n/a	7-8	2:53
3-11	OHIO STATE	USM-PTP	W1	13-12	13-14-4	Rapp (2-2)	12-12-0	Regoli (1-1)	n/a	8-8	n/a
3-12	OHIO STATE	USM-PTP	L1	4-8	4-5-0	McLendon (1-2)	8-13-4	Sparma (1-1)	448	8-9	2:36
3-14	WEST ALABAMA	USM-PTP	W1	9-8	9-14-4	Shive (4-2)	8-11-1	Moore (1-2)	378	9-9	2:45
3-15	WEST ALABAMA	USM-PTP	W2	5-0	5-7-0	Pollard (3-0)	0-5-1	Warr (0-1)	248	10-9	2:03
3-18	TOWSON	USM-PTP	W3	7-5	7-8-2	Cameron (1-0)	5-10-5	Eber (0-1)	403	11-9	2:26
3-19	TOWSON	USM-PTP	L1	5-6 (12)	5-13-4	Pollard (3-1)	6-11-0	Stinar (1-0)	412	11-10	3:35
3-20	TOWSON	USM-PTP	W1	10-4	10-13-0	Gilligan (1-2)	4-8-3	Eck (0-2)	163	12-10	2:50
3-24	BELHAVEN	USM-PTP	L1	12-13	12-13-6	McLendon (1-3)	13-16-3	Zeegers (1-0)	201	12-11	3:28
3-25	La-Monroe	Monroe, La.	W1	6-4	6-11-2	Pollard (4-1)	4-7-3	Resweber (0-1)	172	13-11	2:57
3-26	La-Monroe	Monroe, La.	W2	11-9	11-16-2	Rapp (3-2)	9-11-3	Guyton (0-5)	97	14-11	2:42
3-28	MISS. VALLEY ST.	USM-PTP	W3	9-0	9-12-1	McLendon (2-3)	0-6-2	Talley (0-3)	186	15-11	2:43
3-31	*Florida State	Tallahassee, Fla.	L1	2-10	2-9-2	Shive (4-3)	10-13-1	Finnvold (6-0)	1707	15-12	2:50
4-1	*Florida State	Tallahassee, Fla.	L2	2-6	2-4-1	Pollard (4-2)	6-4-0	Nedin (5-3)	1375	15-13	2:35
4-2	*Florida State	Tallahassee, Fla.	L3	2-7	2-5-1	Pollard (4-3)	7-3-2	Keller (4-0)	1822	15-14	2:45
4-4	Jackson State	Clinton, Miss.	W1	12-5 (10)	12-11-5	Cameron (2-0)	5-6-3	Salters (4-1)	112	16-14	3:14
4-5	Southeastern La.	Hammond, La.	W2	5-4	5-7-0	Pollard (5-3)	4-6-1	Kupper (5-2)	134	17-14	2:50
4-9	*Louisville	Louisville, Ky.	W3	4-0 (7)	4-5-0	Shive (5-3)	0-4-1	Hall (1-4)	110	18-14	2:08
4-9	*Louisville	Louisville, Ky.	L1	5-6 (8)	5-7-1	Pollard (5-4)	6-6-2	May (5-0)	n/a	18-15	2:53
4-12	MISSISSIPPI STATE	USM-PTP	L2	5-12	5-8-4	Rapp (3-3)	12-19-0	Jobs (7-1)	3046	18-16	2:43
4-13	MISSISSIPPI STATE	USM-PTP	W1	8-5	8-10-1	Gilligan (2-2)	5-7-2	Daniel (1-1)	2577	19-16	2:33
4-15	*Memphis	USM-PTP	W2	5-3 (7)	5-11-1	Rapp (4-3)	3-9-0	Bowlan (5-4)	530	20-16	2:01
4-15	*Memphis	USM-PTP	L1	0-6 (7)	0-3-1	Pollard (5-5)	6-6-2	Braden (4-1)	n/a	20-17	2:04
4-16	*Memphis	USM-PTP	W1	7-4	7-15-0	Shive (6-3)	4-9-2	Worrell (0-2)	540	21-17	2:47
4-18	South Alabama	Mobile, AL	L1	10-11	10-12-2	McLendon (2-4)	11-16-2	Zimmerman (6-4)	754	21-18	3:02
4-20	Mississippi State	Jackson-SW	L2	4-5 (10)	4-9-1	Rapp (4-4)	5-9-5	Young (5-1)	3199	21-19	3:21
4-22	TULANE	USM-PTP	L3	7-16	7-10-2	Shive (6-4)	16-14-1	Rowley (7-4)	1412	21-20	3:07
4-23	TULANE	USM-PTP	L4	6-8	6-11-2	Rapp (4-5)	8-10-5	Scheuermann(6-5)	404	21-21	2:49
4-25	JACKSON STATE	USM-PTP	W1	12-8	12-8-2	McLendon (3-4)	8-11-4	Donnell (0-1)	261	22-21	3:11
4-26	ALCORN STATE	USM-PTP	W2	13-6	13-13-4	Cameron (3-0)	6-11-3	Clark (2-4)	358	23-21	2:41
4-28	WILLIAM CAREY	USM-PTP	W3	4-3 (11)	4-8-2	Rapp (5-5)	3-6-1	Phillips (3-3)	249	24-21	3:29
4-30	WILLIAM CAREY	USM-PTP	W4	11-3	11-18-0	Pollard (6-5)	3-5-2	Kauffman (5-3)	453	25-21	2:55
5-2	William Carey	Hattiesburg, Miss.	L1	3-7	3-7-2	Rapp (5-6)	7-10-2	Sumlin (5-3)	208	25-22	2:54
5-3	SOUTH ALABAMA	USM-PTP	W1	4-1	4-8-1	Pollard (7-5)	1-6-1	Perez (5-4)	268	26-22	2:19
5-4	UNO	USM-PTP	W2	11-3	11-11-2	Gilligan (3-2)	3-11-4	Harris (0-3)	28	27-22	2:23
5-5	*CINCINNATI	USM-PTP	W3	9-1 (7)	9-12-0	Shive (7-4)	1-5-2	Hagen (5-4)	434	28-22	2:16
5-5	*CINCINNATI	USM-PTP	W4	11-3 (7)	11-11-0	Pollard (8-5)	3-7-1	Pearson (4-4)	n/a	29-22	2:13
5-7	*CINCINNATI	USM-PTP	W5	6-4	6-9-0	Rapp (6-6)	4-9-0	Murphy (2-4)	363	30-22	2:26
5-9	UAB	Birmingham, Ala.	W6	3-0	3-9-0	Gilligan (4-2)	0-7-0	Moore	104	31-22	2:09
5-10	UAB	Birmingham, Ala.	W7	5-2	5-10-1	Pollard (9-5)	2-6-1	Thomas (5-6)	75	32-22	2:59
5-12	*Virginia Tech	Blacksburg, Va.	W8	10-3	10-12-1	Rapp (7-6)	3-8-3	Hastings (10-4)	110	33-22	2:45
5-13	*Virginia Tech	Blacksburg, Va.	L1	3-12	3-7-0	Gilligan (4-3)	12-18-0	Goodson (3-2)	250	33-23	2:38
5-14	*Virginia Tech	Blacksburg, Va.	L2	1-4	1-7-2	Pollard (9-6)	4-7-3	Margheim (9-5)	250	33-24	2:24

Metro Conference Tournament

5-17	Louisville	Columbia, S.C.	W1	13-3	13-12-0	Shive (8-4)	3-9-2	Patterson (2-1)	n/a	34-24	2:56
5-18	Virginia Tech	Columbia, S.C.	W2	7-4	7-8-0	Pollard (10-6)	4-6-2	Fenn (1-5)	n/a	35-24	3:20
5-19	Florida State	Columbia, S.C.	L1	7-14	7-11-5	Rapp (7-7)	14-16-1	Gregory (7-3)	1261	35-25	3:13
5-20	Cincinnati	Columbia, S.C.	W1	5-0	5-9-1	Gilligan (5-3)	0-1-1	Hagen (5-7)	n/a	36-25	2:26
5-21	Florida State	Columbia, S.C.	L1	5-6 (12)	5-8-5	Rapp (7-8)	6-13-1	Kimball (4-2)	606	36-26	3:41

*Metro Conference Game

1990 record: 42-25; home: 24-12, away: 13-11, neutral: 5-2, day: 27-13, night: 15-12, metro: 16-5

Coach Hill Denson, 7th year

Date	Opponent	Site	Streak	Score	USM	W/L	Opponent	W/L	Att	Record	Time
2-10	MISS. VALLEY ST.	USM-PTP	W1	6-0	6-10-0	Pollard (1-0)	0-4-4	Cox (0-1)	377	1-0	2:31
2-11	MISS. VALLEY ST.	USM-PTP	W2	8-5 (7)	8-10-1	Gilligan (1-0)	5-11-2	Wilson (0-1)	829	2-0	2:21
2-11	MISS. VALLEY ST.	USM-PTP	W3	7-2 (7)	7-10-1	Kubicki (1-0)	2-7-4	Talley (0-1)	n/a	3-0	2:21
Busch Challenge											
2-16	UNO	New Orleans, La.	W4	3-0	3-4-1	Pollard (2-0)	0-3-2	Stuart (1-1)	9411	4-0	2:28
2-17	Tulane	New Orleans, La.	W5	5-4	5-9-2	Gilligan (2-0)	4-7-3	Ibieta (0-2)	12531	5-0	2:29
2-18	LSU	New Orleans, La.	W6	5-1	5-14-1	McLendon (1-0)	1-6-3	O'Donoghue (0-1)	n/a	6-0	2:48
2-23	Southeastern La.	Denham Spr., La.	W7	7-6	7-6-2	Pollard (3-0)	6-5-2	Fleet (0-1)	250	7-0	3:01
2-24	Southeastern La.	Hammond, La.	W8	4-3	4-8-0	Gilligan (3-0)	3-10-1	Fife (0-2)	412	8-0	2:04
2-25	Southeastern La.	Hammond, La.	L1	7-8	7-11-1	Carson (0-1)	8-12-1	Hebert (1-0)	375	8-1	2:59
2-27	Jackson State	Jackson, Miss.	W1	6-5	6-7-5	Kubicki (2-0)	5-4-2	McGee (0-1)	412	9-1	2:54
2-28	LSU	USM-PTP	L1	2-10	2-9-2	Pollard (3-1)	10-13-0	O'Donoghue (1-1)	1733	9-2	2:41
3-2	INDIANA	USM-PTP	W1	7-9	7-5-2	Carson (1-1)	9-14-4	Sieber (1-1)	204	10-2	2:53
3-3	INDIANA	USM-PTP	W2	5-2	5-8-1	McLendon (2-0)	2-7-0	Williams (0-1)	736	11-2	2:23
3-4	INDIANA	USM-PTP	W3	15-4	15-16-4	Kubicki (3-0)	4-9-4	Gandolph (1-1)	821	12-2	3:13
3-6	La-Monroe	Monroe, La.	L1	7-10	7-13-4	Castenado (0-1)	10-10-1	Rimmer (3-1)	312	12-3	3:20
3-7	Alcorn State	Natchez, Miss.	W1	8-5	8-15-2	Carson (2-1)	5-8-4	Brown (0-1)	112	13-3	3:30
3-9	*South Carolina	Columbia, S.C.	W2	4-3	4-5-1	Gilligan (4-0)	3-6-1	Williams (2-2)	219	14-3	2:15
3-10	*South Carolina	Columbia, S.C.	L1	1-5	1-6-1	McLendon (2-1)	5-6-0	Pratt (2-1)	1019	14-4	2:42
3-11	*South Carolina	Columbia, S.C.	L2	4-5	4-7-1	Carson (2-2)	5-7-2	Beatson (1-1)	1711	14-5	2:33
3-13	Midd. Tenn. St.	Murfreesboro, Tenn.	L3	7-8	7-8-1	Carson (2-3)	8-10-2	Angell (3-1)	250	14-6	2:40
3-15	Midd. Tenn. St.	Murfreesboro, Tenn.	L4	5-11	5-11-4	Gilligan (4-1)	11-15-1	Crabtree (2-0)	300	14-7	3:14
3-17	KANSAS STATE	USM-PTP	L5	0-4	0-4-3	McLendon (2-2)	4-7-2	Hierholzer (3-1)	314	14-8	2:20



Year-by-Year Results

3-18	KANSAS STATE	USM-PTP	W1	9-1 (7)	9-12-1	Pollard (4-1)	1- 2-2	Hmielewski (0-2)	554	15-8	2:04
3-18	KANSAS STATE	USM-PTP	L1	1-3 (7)	1- 6-0	Kubicki (3-1)	3- 7-1	Pederson (2-2)	n/a	15-9	2:03
3-20	JACKSON STATE	USM-PTP	W1	2-1	2- 5-1	Gilligan (5-1)	1-10-1	Dunson (1-4)	302	16-9	2:09
3-21	JACKSON STATE	USM-PTP	L1	9-11	9-14-2	Van Kooten (0-1)	11-16-2	Hassan (3-1)	252	16-10	3:39
3-23	*FLORIDA STATE	USM-PTP	L2	0-7	0- 7-0	McLendon (2-3)	7-13-2	Kimball (6-0)	924	16-11	2:46
3-24	*FLORIDA STATE	USM-PTP	W1	6-3	6- 8-0	Pollard (5-1)	3- 6-1	Finnvold (8-1)	1052	17-11	2:37
3-25	*FLORIDA STATE	USM-PTP	W2	6-3	6-12-1	Gilligan (6-1)	3-12-2	Roberts (5-2)	1127	18-11	2:50
3-27	SW MISSOURI ST.	USM-PTP	L1	9-11	9-15-0	Kubicki (3-2)	11-14-2	Sands (3-1)	291	18-12	3:07
3-28	UNO	USM-PTP	L2	7-23	7-11-7	McLendon (2-4)	23-18-2	DeSantis (3-1)	377	18-13	3:05
3-31	*Tulane	New Orleans, La.	L3	9-10	9-12-1	Cameron (0-1)	10- 9-1	Smigliani (1-1)	729	18-14	3:04
4-1	*Tulane	New Orleans, La.	W1	13-7 (7)	13-15-1	Gilligan (7-1)	7- 9-3	Chanove (4-3)	678	19-14	2:16
4-1	*Tulane	New Orleans, La.	W2	5-2 (7)	5- 7-0	McLendon (3-4)	2- 3-0	Gilevich (1-2)	n/a	20-14	2:07
4-4	Mississippi State	Starkville, Miss.	W3	4-2	4- 6-2	Pollard (6-1)	2- 9-2	Henderson (0-2)	2784	21-14	2:53
4-5	Mississippi State	Starkville, Miss.	L1	5-10	5- 7-0	Harden (1-0)	10-11-0	Kubicki (3-3)	1536	21-15	3:16
4-7	*LOUISVILLE	USM-PTP	W1	4-2	4-10-4	Gilligan (8-1)	2- 7-1	Patterson (1-3)	506	22-15	2:14
4-7	*LOUISVILLE	USM-PTP	W2	9-2 (7)	9- 7-1	McLendon (4-4)	2- 8-3	Winebrenner (3-2)	n/a	23-15	2:24
4-8	*LOUISVILLE	USM-PTP	W3	7-3	7-12-1	Pollard (7-1)	3- 5-2	Biehl (1-3)	527	24-15	3:25
4-11	Ole Miss	Oxford, Miss.	L1	2-3 (15)	2-16-1	Kubicki (3-4)	3-10-3	Cosman (2-1)	841	24-16	4:24
4-13	*Memphis	Memphis, Tenn.	L2	3-5	3- 9-4	McLendon (4-5)	5-10-1	Jones (8-2)	526	24-17	3:11
4-13	*Memphis	Memphis, Tenn.	W1	9-1 (7)	9-10-0	Pollard (8-1)	1- 4-4	Worrell (1-2)	n/a	25-17	2:17
4-14	*Memphis	Memphis, Tenn.	W2	9-5	9-10-0	Carson (3-3)	5-11-2	Kilpatrick (4-2)	395	26-17	2:58
Diamond Club Classic											
4-17	South Alabama	Mobile, Ala.	L1	3-4	3- 9-1	Gilligan (8-2)	4- 7-3	Bergeron (5-1)	1032	26-18	2:41
4-18	Florida	Mobile, Ala.	W1	3-1	3- 8-0	Pollard (9-1)	1- 6-0	Brennan (3-2)	400	27-18	2:41
4-21	SOUTHEASTERN LA.	USM-PTP	L1	6-9	6-13-1	McLendon (4-6)	9- 9-2	Fife (5-4)	1675	27-19	2:44
4-24	ALCORN STATE	USM-PTP	W1	9-1	9-12-2	Carson (4-3)	1- 6-2	Means (0-2)	325	28-19	2:48
4-25	MISSISSIPPI STATE	USM-PTP	W2	8-5	8-10-2	Gilligan (9-2)	5-15-1	Jobes (7-4)	3782	29-19	3:13
4-28	*Cincinnati	Cincinnati, Ohio	W3	19-4 (7)	19-17-2	Pollard (10-1)	4- 8-2	Glitsatis (2-3)	150	30-19	3:39
4-29	*Cincinnati	Cincinnati, Ohio	W4	10-6 (7)	10-12-3	Kubicki (4-4)	6- 8-1	Metzinger (1-2)	301	31-19	2:30
4-29	*Cincinnati	Cincinnati, Ohio	W5	5-1 (7)	5- 8-1	McLendon (5-6)	1- 2-1	Malone (1-1)	n/a	32-19	2:04
5-1	OLE MISS	USM-PTP	W6	7-1	7-13-1	Pollard (11-1)	1- 4-1	Hines (0-4)	2741	33-19	2:36
5-2	SOUTH ALABAMA	USM-PTP	W7	5-4	5- 8-1	Kubicki (5-4)	4- 8-1	Zimmerman (9-5)	807	34-19	3:08
5-5	SAMFORD	USM-PTP	W8	13-0	13-18-0	Gilligan (10-2)	0- 7-2	Nolen (3-5)	681	35-19	2:44
5-6	SAMFORD	USM-PTP	L1	3-4	3- 6-2	Pollard (11-2)	4-11-0	Dease (7-3)	643	35-20	3:00
5-8	UAB	USM-PTP	L2	3-10	3- 8-1	McLendon (5-7)	10-17-1	Tucker (6-3)	391	35-21	3:04
5-9	UAB	USM-PTP	W1	1-0	1- 6-2	Carson (5-3)	0- 5-0	Gregg (2-2)	421	36-21	2:08
5-11	*VIRGINIA TECH	USM-PTP	W2	5-0	5- 7-0	Pollard (12-2)	0- 5-1	Sorkin (1-1)	664	37-21	2:27
5-12	*VIRGINIA TECH	USM-PTP	W3	2-1	2- 7-3	Gilligan (11-2)	1- 6-3	Williams (10-3)	873	38-21	2:29
++Suspended after 3 1/2; completed following day											
5-13	*VIRGINIA TECH	USM-PTP	W4	7-3	7- 8-2	Carson (6-3)	3- 8-4	Goodson (5-5)	n/a	39-21	2:47
Metro Conference Tournament											
5-16	Louisville	USM-PTP	W5	5-1	5- 8-2	Pollard (13-2)	1- 3-4	Patterson (2-6)	2142	40-21	2:22
5-17	Cincinnati	USM-PTP	L1	3-4	3-10-1	Gilligan (11-3)	4- 6-0	Malone (2-3)	1874	40-22	2:16
5-18	Memphis	USM-PTP	W1	5-2	5-11-2	Carson (7-3)	2- 5-0	Moss (4-1)	n/a	41-22	3:12
5-19	Florida State	USM-PTP	L1	1-8	1- 5-0	Pollard (13-3)	8-10-1	Bailey (8-1)	2819	41-23	3:07
NCAA South Central Regional											
5-24	Southern Cal	Baton Rouge, La.	L2	5-23	5-12-4	Pollard (13-4)	23-23-0	Powers (11-2)	1728	41-24	3:06
5-25	La.-Lafayette	Baton Rouge, La.	W1	14-10	14-13-4	Kubicki (6-4)	10-13-2	Kroeger (1-3)	1087	42-24	3:20
5-26	Houston	Baton Rouge, La.	L1	3-15	3-11-1	Pollard (13-5)	15-14-1	Benavides (8-1)	968	42-25	3:18

*Metro Conference Game

1991 record: 42-24; home: 25-8, away: 13-13, neutral: 4-3, day: 24-14, night: 18-10, metro: 15-6

Coach Hill Denson, 8th year

Date	Opponent	Site	Streak	Score	USM	W/L	Opponent	W/L	Att	Record	Time
2-15	MISS. VALLEY ST.	USM-PTP	W1	2-0	2- 6-0	Pickich (1-0)	0- 2-1	Davis (0-1)	137	1-0	2:12
2-16	MISS. VALLEY ST.	USM-PTP	W2	9-0	9- 8-2	Christenberry (1-0)	0- 5-2	Wilson (0-1)	684	2-0	2:50
2-17	MISS. VALLEY ST.	USM-PTP	W3	5-2	5- 7-2	Carson (1-0)	2- 4-3	Talley (0-1)	353	3-0	2:22
2-24	La.-Monroe	Monroe, La.	L1	1-3 (7)	1- 5-0	Christenberry (1-1)	3- 5-0	Rimmer (2-2)	503	3-1	1:59
2-24	La.-Monroe	Monroe, La.	W1	4-2 (7)	4- 7-0	Richie (1-0)	2- 7-3	Resweber (0-1)	n/a	4-1	2:16
2-26	South Alabama	Mobile, Ala.	L1	2-8	2- 9-4	Pickich (1-1)	8- 8-2	Faltesek (2-0)	560	4-2	3:02
2-27	ALCORN STATE	USM-PTP	W1	16-5	16-17-4	Carson (2-0)	5- 7-3	McGurty (0-1)	319	5-2	3:06
2-28	SOUTH ALABAMA	USM-PTP	L1	6-7 (11)	6-14-2	Phillips (0-1)	7-13-0	Palmer (3-1)	237	5-3	3:20
3-2	TENNESSEE STATE	USM-PTP	W1	14-4 (7)	14- 9-6	Kubicki (1-0)	4- 8-3	Stull (1-2)	424	6-3	2:33
3-2	TENNESSEE STATE	USM-PTP	W2	20-2 (6)	20-17-1	Emmons (1-0)	2- 4-3	Dixon (0-2)	n/a	7-3	2:14
3-5	SOUTHEASTERN LA.	USM-PTP	L1	6-7 (12)	6-17-2	Phillips (0-2)	7- 6-0	Kupper (2-0)	434	7-4	3:51
3-6	SOUTHEASTERN LA.	USM-PTP	W1	8-7	8-10-3	Kubicki (2-0)	7- 9-3	Webber (0-1)	272	8-4	2:44
3-8	Tennessee	Knoxville, Tenn.	L1	4-11	4- 6-3	Christenberry (1-2)	11- 9-1	King (2-0)	395	8-5	2:51
3-9	Tennessee	Knoxville, Tenn.	L2	2-7	2- 4-5	Emmons (1-1)	7- 8-2	Fletcher (4-1)	494	8-6	2:59
3-10	Tennessee	Knoxville, Tenn.	L3	7-8	7- 8-1	Pickich (1-2)	8-13-2	Hecker (1-0)	353	8-7	3:23
3-12	UAB	Birmingham, Ala.	W1	7-5	7-12-5	Christenberry (2-2)	5- 9-4	Johnson (0-2)	25	9-7	2:59
3-13	UAB	Birmingham, Ala.	L1	2-7	2- 9-5	Pickich (1-3)	7- 9-3	Tucker (3-0)	100	9-8	2:15
3-15	*SOUTH CAROLINA	USM-PTP	W1	8-7	8-11-0	Phillips (1-2)	7-11-5	Evans (0-1)	443	10-8	3:37
3-16	*SOUTH CAROLINA	USM-PTP	W2	4-3	4-10-0	Christenberry (3-2)	3- 9-0	Threehouse (3-2)	343	11-8	3:04
3-17	*SOUTH CAROLINA	USM-PTP	L1	7-17	7-12-3	Carson (2-1)	17-18-2	Hardwick (5-0)	311	11-9	3:49
3-19	MIDD. TENN. ST.	USM-PTP	W1	4-3	4- 5-1	Kubicki (3-0)	3- 6-2	Crabtree (2-2)	381	12-9	2:33
3-20	MIDD. TENN. ST.	USM-PTP	W2	7-3	7- 7-2	Richie (2-0)	3- 3-2	Hanks (0-2)	523	13-9	3:00
3-22	*Florida State	Tallahassee, Fla.	L1	0-5	0- 4-4	Carson (2-2)	5-10-0	Roberts (5-1)	2540	13-10	2:29
3-23	*Florida State	Tallahassee, Fla.	L2	4-8	4-11-3	Christenberry (3-3)	8- 8-1	Davis (3-0)	2073	13-11	3:09
3-24	*Florida State	Tallahassee, Fla.	L3	4-6	4- 8-2	Emmons (1-2)	6-14-0	Lewis (7-1)	2384	13-12	2:38
3-26	UNO	USM-PTP	W1	5-3 (7)	5- 6-1	Christenberry (4-3)	3- 5-2	Touchet (1-2)	632	14-12	2:12



Year-by-Year Results

3-26	UNO	USM-PTP	W2	6-0 (7)	6-10-2	Phillips (2-2)	0-3-1	Herrholz (2-2)	n/a	15-12	1:45
3-29	*TULANE	USM-PTP	L1	6-9	6-7-2	Kubicki (3-1)	9-10-4	Ibieta (5-1)	474	15-13	3:18
3-30	*TULANE	USM-PTP	L2	4-5	4-7-1	Christenberry (4-4)	5-9-4	Romano (5-2)	682	15-14	2:40
3-31	*TULANE	USM-PTP	W1	4-2	4-14-0	Emmons (2-2)	2-9-0	Welch (2-3)	762	16-14	2:07
4-1	Jackson State	Jackson, Miss.	L1	3-6	3-8-4	Christenberry (4-5)	6-14-1	Magee (4-4)	200	16-15	2:54
4-3	Ohio State	Columbus, Ohio	L2	5-6	5-8-1	Kubicki (3-2)	6-11-0	Klingenbeck (6-0)	125	16-16	3:08
4-4	Ohio State	Columbus, Ohio	W1	12-4	12-15-3	Carson (3-2)	4-10-2	Worley (1-1)	175	17-16	2:45
4-6	*Louisville	Louisville, Ky.	W2	8-4	8-7-2	Emmons (3-2)	4-11-2	Hampton (1-1)	262	18-16	3:01
4-6	*Louisville	Louisville, Ky.	W3	13-7 (7)	13-14-3	Pickich (2-3)	7-10-2	Downs (3-5)	n/a	19-16	2:55
4-7	*Louisville	Louisville, Ky.	W4	7-6 (10)	7-11-3	Phillips (3-2)	6-9-1	Vick (1-1)	262	20-16	2:56
4-9	South Alabama	Mobile, Ala.	W5	5-4	5-10-1	Carson (4-2)	4-7-2	Lieber (4-4)	485	21-16	2:49
4-10	OLE MISS	USM-PTP	L1	2-4	2-5-4	Phillips (3-3)	4-7-2	Luke (2-1)	1893	21-17	3:18
4-13	*Memphis	USM-PTP	W1	6-5	6-13-4	Kubicki (4-2)	5-11-0	Jones (3-2)	906	22-17	3:03
4-13	*Memphis	USM-PTP	W2	7-5 (7)	7-6-1	Christenberry (5-5)	5-7-1	Smith (3-2)	n/a	23-17	2:32
4-14	*Memphis	USM-PTP	W3	8-1	8-13-0	Carson (5-2)	1-5-0	Romanoli (3-4)	646	24-17	2:46
4-16	LA.-MONROE	USM-PTP	W4	6-3	6-11-2	Phillips (4-3)	3-7-1	Baty (4-3)	475	25-17	2:34
4-17	LA.-MONROE	USM-PTP	W5	8-7 (12)	8-12-5	Kubicki (5-2)	7-11-3	Rimmer (4-6)	467	26-17	3:36
4-18	SOUTH ALABAMA	USM-PTP	W6	6-4	6-11-2	Christenberry (6-5)	4-7-1	Bergeron (3-3)	615	27-17	2:38
4-20	Southeastern La.	Hammond, La.	W7	8-2	8-8-0	Carson (6-2)	2-7-3	Bullinger (3-8)	250	28-17	2:38
4-21	Southeastern La.	Hammond, La.	L1	4-5	4-5-1	Kubicki (5-3)	5-7-2	Kupper (3-3)	398	28-18	2:32
4-23	Ole Miss	Oxford, Miss.	W1	11-6	11-14-3	Richie (3-0)	6-11-2	Ryan (2-2)	731	29-18	3:44
4-24	Mississippi State	Starkville, Miss.	W2	7-1	7-16-1	Carson (7-2)	1-6-0	Wallace (8-3)	2679	30-18	3:00
4-27	*CINCINNATI	USM-PTP	W3	3-0	3-7-1	Emmons (4-2)	0-4-1	Metzinger (5-4)	1004	31-18	2:19
4-27	*CINCINNATI	USM-PTP	W4	3-0 (7)	3-6-0	Christenberry (7-5)	0-2-1	Ginatisis (6-3)	n/a	32-18	1:49
4-28	*CINCINNATI	USM-PTP	W5	12-6	12-16-2	Carson (8-2)	6-10-2	Osterkamp (3-3)	523	33-18	3:10
4-30	MISSISSIPPI STATE	USM-PTP	L1	2-3	2-6-1	Pickich (2-4)	3-5-1	Quinn (5-3)	3191	33-19	2:38
5-1	MISSISSIPPI STATE	USM-PTP	L2	1-2	1-3-0	Christenberry (7-6)	2-6-1	Harden (4-3)	3389	33-20	2:32
5-3	UNO	New Orleans, La.	W1	8-2 (7)	8-14-0	Carson (9-2)	2-4-1	Widmer (0-4)	509	34-20	1:55
5-3	UNO	New Orleans, La.	L1	4-5 (11)	4-9-7	Phillips (4-4)	5-11-1	Herrholz (3-4)	n/a	34-21	3:15
5-7	UAB	USM-PTP	W1	8-3	8-12-2	Christenberry (8-6)	3-7-1	Hurt (4-5)	542	35-21	2:38
5-8	UAB	USM-PTP	W2	5-2	5-8-1	Phillips (5-4)	2-4-0	Tucker (4-4)	312	36-21	2:16
5-10	*Virginia Tech	Martinsville, Miss.	W3	11-4	11-19-2	Carson (10-2)	4-7-2	Fenn (2-5)	850	37-21	3:10
5-11	*Virginia Tech	Blacksburg, Va.	W4	9-3	9-12-2	Emmons (5-2)	3-9-5	Clontz (5-4)	250	38-21	2:42
5-13	*Virginia Tech	Blacksburg, Va.	W5	4-0	4-12-2	Pickich (3-4)	0-7-1	Jennette (2-5)	125	39-21	2:25
Metro Conference Tournament											
5-15	Louisville	Salem, Va.	W6	19-3	19-18-2	Phillips (6-4)	3-6-2	Biehl (8-6)	n/a	40-21	2:32
5-16	Memphis	Salem, Va.	W7	11-2	11-20-0	Carson (11-2)	2-8-4	Stewart (3-1)	n/a	41-21	3:02
5-17	Florida State	Salem, Va.	W8	3-1	3-10-1	Christenberry (9-6)	1-10-1	Harris (6-2)	829	42-21	2:45
5-18	South Carolina	Salem, Va.	L1	8-10	8-13-3	Emmons (5-3)	10-15-1	Threehouse (6-5)	n/a	42-22	3:11
NCAA Central Regional											
5-24	Long Beach St.	Austin, Texas	L2	5-6 (11)	5-14-1	Kubicki (5-4)	6-11-2	Taylor (7-2)	6800	42-23	4:10
5-25	Texas	Austin, Texas	L3	2-18	2-4-3	Carson (11-3)	18-20-1	Kieschnick (7-1)	7000	42-24	2:59

*Metro Conference Game

1992 record: 31-28; home: 22-12, away: 8-15, neutral: 1-1, day: 19-15, night: 12-13, metro: 9-9

Coach Hill Denson, 9th year

Date	Opponent	Site	Streak	Score	USM	W/L	Opponent	W/L	Att	Record	Time
2-15	MISS. VALLEY ST.	USM-PTP	W1	23-1 (7)	23-17-2	McLendon (1-0)	1-7-8	Talley (0-1)	927	1-0	2:40
2-16	MISS. VALLEY ST.	USM-PTP	W2	12-5	12-12-1	Christenberry (1-0)	5-4-4	Wilson (0-1)	531	2-0	3:00
2-18	UNO	USM-PTP	W3	5-4 (10)	5-11-3	Pickich (1-0)	4-6-0	Sullenberger (0-1)	862	3-0	2:58
2-21	SOUTHEASTERN LA.	USM-PTP	L1	4-7	4-13-4	McLendon (1-1)	7-9-2	Hipp (2-0)	562	3-1	3:05
2-23	LA.-MONROE	USM-PTP	W1	6-2	6-11-1	Jenkins (1-0)	2-5-2	Baty (0-1)	873	4-1	2:32
2-23	LA.-MONROE	USM-PTP	W2	6-3 (7)	6-10-0	Pickich (2-0)	3-7-2	Mears (0-2)	n/a	5-1	1:57
2-25	UNO	New Orleans, La.	W3	5-2	5-9-1	Dutil (1-0)	2-6-3	Touchet (0-1)	398	6-1	2:56
2-28	TENNESSEE	USM-PTP	L1	1-7	1-5-2	McLendon (1-2)	7-9-1	Kelley (3-0)	732	6-2	2:28
2-29	TENNESSEE	USM-PTP	L2	2-8 (12)	2-5-2	Dutil (1-1)	8-13-2	MacNeil (1-0)	n/a	6-3	3:10
3-1	TENNESSEE	USM-PTP	L3	6-8	6-7-2	Christenberry (1-1)	8-13-1	Fletcher (1-0)	301	6-4	3:01
3-3	Tennessee St.	Nashville, Tenn.	W1	5-1	5-7-1	McLendon (2-2)	1-10-4	Briscoe (1-2)	75	7-4	2:41
3-4	Tennessee St.	Nashville, Tenn.	L1	4-6	4-6-4	Emmons (0-1)	6-10-2	Stull (1-2)	100	7-5	2:47
3-6	KANSAS STATE	USM-PTP	L2	3-14	3-8-1	Pickich (2-1)	14-16-1	Driskill (3-0)	461	7-6	2:42
3-7	KANSAS STATE	USM-PTP	W1	9-6	9-15-1	Christenberry (2-1)	9-15-1	Ralston (2-2)	680	8-6	2:53
3-8	KANSAS STATE	USM-PTP	W2	6-1	6-7-2	McLendon (3-2)	1-4-3	Hierholzer (1-2)	548	9-6	2:02
3-10	AUSTIN PEAY	USM-PTP	W3	7-3	7-10-2	Pickich (3-1)	3-11-1	Spear (0-3)	257	10-6	2:43
3-11	AUSTIN PEAY	USM-PTP	W4	5-4	5-11-0	Dutil (2-1)	4-4-2	Murphy (1-1)	275	11-6	2:53
3-13	*VCU	Richmond, Va.	L1	0-7	0-4-1	Christenberry (2-2)	7-6-0	Williams (3-0)	114	11-7	3:06
3-14	*VCU	Richmond, Va.	L2	6-9	6-6-6	McLendon (3-3)	9-11-2	Hochman (2-1)	104	11-8	3:08
3-15	*VCU	Richmond, Va.	W1	6-3	6-9-2	Pickich (4-1)	3-5-3	Brewington (0-1)	131	12-8	2:38
3-17	La.-Monroe	Monroe, La.	W2	6-3	6-9-1	Christenberry (3-2)	3-5-1	LeDoux (0-1)	101	13-8	2:30
3-21	E. ILLINOIS	USM-PTP	L1	2-4	2-6-1	McLendon (3-4)	4-7-3	Kundrat (2-1)	491	13-9	2:21
3-22	E. ILLINOIS	USM-PTP	W1	13-6	13-16-1	Pickich (5-1)	6-15-2	Jones (1-2)	288	14-9	3:02
3-24	SW MISSOURI ST.	USM-PTP	L1	5-6	5-7-3	Jenkins (1-1)	6-11-2	Whiteside (1-1)	411	14-10	3:50
3-25	Southeastern La.	Hammond, La.	L1	8-9	8-10-2	Jenkins (1-2)	9-16-4	Lutgring (2-1)	517	14-11	3:56
3-28	Memphis	Memphis, Tenn.	W1	10-3	10-15-3	Pickich (6-1)	3-7-2	Lantrip (3-2)	350	15-11	2:42
3-28	Memphis	Memphis, Tenn.	L1	4-5 (7)	4-6-1	McLendon (3-5)	5-7-2	Stewart (2-2)	n/a	15-12	2:25
3-29	Memphis	Memphis, Tenn.	W1	10-3	10-12-2	Christenberry (4-2)	3-10-3	G. Smith (3-1)	175	16-12	2:41
4-4	*Louisville	Louisville, Ky.	L1	7-9	7-11-1	McLendon (3-6)	9-9-0	Meyers (3-1)	112	16-13	2:48
4-5	*Louisville	Louisville, Ky.	W1	13-8 (7)	13-16-2	Dutil (3-1)	8-8-0	Knapeck (4-1)	112	17-13	n/a
4-5	*Louisville	Louisville, Ky.	L1	14-22	14-16-4	Richie (0-1)	22-22-2	Vick (4-4)	n/a	17-14	n/a
4-7	UAB	Birmingham, Ala.	W1	7-3	7-9-1	Jenkins (2-2)	3-3-3	Mauldin (1-1)	75	18-14	2:37
4-8	UAB	Birmingham, Ala.	L1	4-8	8-13-1	Dutil (3-2)	8-13-1	Tucker (4-3)	105	18-15	2:42



Year-by-Year Results

4-10	*CHARLOTTE	USM-PTP	W1	16-5	16-18-2	Christenberry (5-2)	5-13-2	Laney (4-4)	394	19-15	3:09
4-11	*CHARLOTTE	USM-PTP	W2	16-6	16-18-4	Jenkins (3-2)	6-12-1	Loveless (3-2)	1054	20-15	2:25
4-12	*CHARLOTTE	USM-PTP	L1	9-10	9-12-4	Dutil (3-3)	10-16-1	Whiteside (7-4)	523	20-16	3:02
4-14	OLE MISS	USM-PTP	W1	6-4	6-7-1	Christenberry (6-2)	4-7-2	Akers (4-3)	1027	21-16	2:20
4-15	OLE MISS	USM-PTP	L1	0-3	0-4-0	Emmons (0-2)	3-9-0	Holland (3-0)	1952	21-17	2:23
4-17	*Tulane	New Orleans, La.	L2	3-9	3-6-4	McLendon (3-7)	9-7-2	Zweig (5-6)	1512	21-18	2:22
4-19	*Tulane	New Orleans, La.	L3	1-10 (7)	1-5-1	Pickich (6-2)	10-11-0	Romano (11-4)	1612	21-19	1:49
4-19	*Tulane	New Orleans, La.	L4	3-6 (7)	3-8-1	Jenkins (3-3)	6-5-1	Welch (6-0)	n/a	21-20	2:16
4-21	MISSISSIPPI STATE	USM-PTP	L5	0-3	0-6-1	McLendon (3-8)	3-5-0	Daniel (5-3)	3092	21-21	2:45
4-22	Ole Miss	Oxford, Miss.	L6	5-25	5-9-3	JenKins (3-4)	25-22-3	Ryan (3-1)	774	21-22	3:27
4-24	MISSOURI	USM-PTP	W1	10-5	10-13-4	Pickich (7-2)	5-10-2	Detmer (4-3)	382	22-22	2:26
4-25	MISSOURI	USM-PTP	W2	7-3	7-12-2	Emmons (1-2)	3-10-1	Robertson (4-2)	357	23-22	2:32
4-26	MISSOURI	USM-PTP	L1	14-4	4-12-6	McLendon (3-9)	14-10-1	Munro (3-5)	570	23-23	2:56
4-28	Mississippi State	Starkville, Miss.	L2	3-4	3-10-5	Pickich (7-3)	4-7-0	Wallace (7-1)	1777	23-24	2:57
4-29	Mississippi State	Starkville, Miss.	L3	3-8	8-5-0	Emmons (1-3)	3-5-3	Rath (4-0)	2170	23-25	2:35
5-1	*USF	USM-PTP	W1	5-4	5-8-2	Jenkins (4-4)	4-8-1	Montero (2-2)	390	24-25	2:39
5-2	*USF	USM-PTP	W2	10-6	10-11-2	Christenberry (7-2)	6-12-3	Reed (5-7)	391	25-25	2:37
5-3	*USF	USM-PTP	W3	13-0	13-14-1	Pickich (8-3)	0-4-2	Rath (4-4)	364	26-25	2:10
5-5	UAB	USM-PTP	W4	14-4	14-16-4	McLendon (4-9)	4-6-2	Hurt (7-7)	417	27-25	2:35
5-6	UAB	USM-PTP	W5	7-4	7-10-1	Jenkins (5-4)	4-10-6	Jones (4-4)	367	28-25	3:00
5-8	*VIRGINIA TECH	USM-PTP	W6	14-7	14-19-1	Pickich (9-3)	7-15-0	Patterson (4-2)	483	29-25	2:55
5-9	*VIRGINIA TECH	USM-PTP	W7	4-3	4-6-1	McLendon (5-9)	3-7-1	Clontz (11-3)	548	30-25	2:04
5-10	*VIRGINIA TECH	USM-PTP	L1	6-13	6-12-5	Christenberry (7-3)	13-16-0	Douglas (9-1)	555	30-26	3:05
Metro Conference Tournament											
5-13	Tulane	New Orleans, La.	L2	4-7	4-10-0	Pickich (9-4)	7-15-1	Romano (15-4)	2247	30-27	2:40
5-15	Virginia Tech	New Orleans, La.	W1	10-3	10-15-2	McLendon (6-9)	3-7-2	Douglas (9-2)	n/a	31-27	2:13
5-16	Louisville	New Orleans, La.	L1	7-8 (10)	7-12-3	Jenkins (5-5)	8-14-0	Renning (6-5)	n/a	31-28	3:07

*Metro Conference Game

1993 record: 33-26; home: 19-10, away: 12-12, neutral: 2-4, metro: 9-6

Coach Hill Denson, 10th year

Date	Opponent	Site	Streak	Score	USM	W/L	Opponent	W/L	Att	Record	Time
2-20	M. TENN. ST.	USM-PTP	W1	9-1	9-11-3	Wheat (1-0)	1-5-4	McLaury (0-1)	760	1-0	2:32
2-21	M. TENN. ST.	USM-PTP	W2	19-3	19-22-1	Williamson (1-0)	3-8-4	Myers (0-1)	772	2-0	3:17
Winn-Dixie Showdown											
2-26	UNO	New Orleans, La.	L1	5-8	5-6-4	Pickich (0-1)	8-12-0	Touchet (2-0)	9799	2-1	2:3
2-27	LSU	New Orleans, La.	L2	4-8	4-9-1	Kennedy (0-1)	8-9-1	Laxton (1-0)	9799	2-2	3:01
2-28	Tulane	New Orleans, La.	W1	13-3	13-13-0	Gatlin (1-0)	3-9-2	Pitre (0-2)	9799	3-2	2:42
3-3	UNO	New Orleans, La.	W2	6-4	6-11-0	Pickich (1-1)	4-6-2	Touchet (2-1)	207	4-2	2:31
3-5	OHIO STATE	USM-PTP	L1	5-6	5-7-2	Williamson (1-1)	6-12-1	Granata (1-0)	1244	4-3	2:41
3-6	OHIO STATE	USM-PTP	W1	7-4	7-6-3	Kennedy (1-1)	4-8-3	Beaumont (0-1)	1455	5-3	3:12
3-7	OHIO STATE	USM-PTP	L1	5-19	5-9-7	Pickich (1-2)	19-22-2	Cannon (1-0)	1578	5-4	3:06
3-8	UNO	USM-PTP	W1	5-4	5-6-1	LeGrow (1-0)	4-9-1	Touchet	1162	6-4	2:23
3-9	MOBILE	USM-PTP	W2	11-5	11-10-1	McGough (1-0)	5-8-2	Andrews (3-2)	1303	7-4	2:26
3-10	WEST FLORIDA	USM-PTP	W3	4-3	4-8-5	Pickich (2-2)	3-11-0	Schmitt (0-2)	1682	8-4	2:45
3-12	Missouri	Columbia, Mo.	L1	2-9	2-6-3	Kennedy (1-2)	9-10-1	Meyhoff (1-0)	140	8-5	2:09
3-14	Missouri	Columbia, Mo.	W1	6-5	6-5-3	LeGrow (2-0)	5-8-3	Robertson (1-1)	142	9-5	2:20
3-15	Missouri	Columbia, Mo.	W2	14-11	14-22-3	Gatlin (2-0)	11-13-2		144	10-5	3:09
3-17	SE Mo St.	Cape Girardeau, Mo.	L1	2-3	2-5-1	Kennedy (1-3)	3-5-1	155	10-6	1:35	
3-17	SE Mo. St.	Cape Girardeau, Mo.	W1	4-1	4-6-1	Whitehead (1-0)	1-6-3	McMahon (0-2)	155	11-6	1:35
3-18	UT-Martin	Martin, Tenn.	L1	3-4	3-9-2	Williamson (1-2)	4-9-2	Strange (1-2)	80	11-7	2:35
3-20	WRIGHT STATE	USM-PTP	L2	2-4	2-8-3	Gatlin (1-1)	4-5-2	Back (1-0)	1516	11-8	3:00
3-21	WRIGHT STATE	USM-PTP	W1	5-4	5-8-1	McGough (2-0)	4-2-1	Gunnell (0-1)	1280	12-8	2:23
3-22	WRIGHT STATE	USM-PTP	L1	6-10	6-10-4	Crosby (0-1)	10-10-2	Smith (1-1)	1727	12-9	3:12
3-23	UAB	Birmingham, Ala.	L2	4-6	4-9-1	Whitehead (1-1)	6-6-0	Gray (3-0)	655	12-10	2:27
3-24	UAB	Birmingham, Ala.	W1	10-5	10-8-4	Gatlin (3-1)	5-5-2	Tucker	50	13-10	2:32
3-26	MEMPHIS	USM-PTP	W2	7-2	7-7-1	Pickich (3-2)	2-5-5	Glass (2-1)	1195	14-10	2:43
3-27	MEMPHIS	USM-PTP	L1	2-8	2-7-4	Crosby (0-2)	8-8-2	Armistead (1-0)	1232	14-11	3:10
3-28	MEMPHIS	USM-PTP	W1	13-5	13-12-2	Legrow (3-0)	5-9-4	Smith	1318	15-11	2:50
3-31	La-Monroe	Monroe, La.	W2	15-13	15-21-2	McGough (3-0)	13-18-1	Stencel (0-3)	100	16-11	2:50
4-3	*VCU	USM-PTP	W3	7-4	7-10-3	McGough (4-0)	4-9-1	Ketterman (3-3)	1538	17-11	2:41
4-3	*VCU	USM-PTP	L1	9-11	9-11-1	Wheat (1-1)	11-11-3	1538	17-12	2:30	
4-4	*VCU	USM-PTP	W1	3-1	3-7-2	Gatlin (4-1)	1-8-3	Bryant (0-3)	1580	18-12	2:25
4-6	LA-MONROE	USM-PTP	L1	2-5	2-3-1	Whitehead (1-2)	5-10-4	Walker (3-4)	1633	18-13	2:30
4-7	Southeastern La.	Hammond, La.	L2	2-8	2-6-1	McGough (4-1)	8-11-1	Williams (5-1)	278	18-14	2:48
4-9	*USF	Tampa, Fla.	L3	6-8	6-11-2	Pickich (3-3)	8-12-3	Blank	160	18-15	2:28
4-10	*USF	Tampa, Fla.	L4	10-19	10-11-0	Gatlin (4-2)	19-21-2	Reed	240	18-16	3:08
4-11	*USF	Tampa, Fla.	W1	7-3	7-13-1	Kennedy (2-3)	3-7-1	183	19-16	2:49	
4-13	Ole Miss	Oxford, Miss.	L1	13-15	13-18-4	Whitehead (1-3)	15-15-3	Barbour	400	19-17	3:50
4-14	Ole Miss	Oxford, Miss.	L2	7-8	7-11-0	McGough (4-2)	8-11-1	Harelson	653	19-18	2:17
4-16	*TULANE	USM-PTP	W1	4-2	4-7-1	Kennedy (3-3)	2-6-2	Romano (4-6)	1532	20-18	2:20
4-17	*TULANE	USM-PTP	L1	5-12	5-12-5	McGough (4-3)	12-9-1	DeLaune (4-3)	1881	20-19	2:02
4-18	*TULANE	USM-PTP	W1	8-7	8-13-2	Gatlin (5-2)	7-9-1	Chiasson (2-1)	1859	21-19	2:45
4-20	OLE MISS	USM-PTP	W2	2-1	2-6-0	Kennedy (4-3)	1-4-1	McCormack (4-2)	1962	22-19	2:09
4-21	Mississippi State	Starkville, Miss.	L1	11-14	11-9-1	Dutil (0-1)	14-12-2	Dupuy (3-1)	2015	22-20	3:14
4-23	*Charlotte	Charlotte, N.C.	W1	8-5	8-11-2	Pickich (4-3)	5-8-7	Lovell (1-7)	90	23-20	2:40
4-24	*Charlotte	Charlotte, N.C.	W2	13-1	13-15-0	Legrow (4-0)	1-7-2	Surney (2-3)	194	24-20	2:35
4-25	*Charlotte	Charlotte, N.C.	W3	11-2	11-17-1	Kennedy (5-3)	2-6-2	Collie (5-5)	104	25-20	2:49
4-27	MISSISSIPPI STATE	USM-PTP	W4	3-2	3-6-1	Pickich (5-3)	2-6-1	Powell (0-3)	3541	26-20	2:12
4-28	MISSISSIPPI STATE	USM-PTP	W5	5-4	5-8-4	Legrow (5-0)	4-6-1	Rath	4186	27-20	2:55
5-1	*LOUISVILLE	USM-PTP	L1	2-8	2-9-4	Kennedy (5-4)	8-11-0	Hobbs (1-1)	1135	27-21	2:28



Year-by-Year Results

5-1	*LOUISVILLE	USM-PTP	W1	7-6	7-11-1	McGough (5-3)	6-8-1	Townsend (4-5)	1814	28-21	2:09
5-4	UAB	USM-PTP	W2	7-2	7-11-2	Pickich (6-3)	2-5-1	Blackwell (4-5)	1798	29-21	2:12
5-5	UAB	USM-PTP	W3	9-4	9-14-4	Legrow (6-0)	4-8-2	Menard (6-1)	1792	30-21	2:12
5-7	South Alabama	Mobile, Ala.	L1	3-7	3-6-2	Kennedy (5-5)	7-12-1	Ybarra (5-3)	1164	30-22	2:50
5-9	SOUTH ALABAMA	USM-PTP	L2	6-10	6-14-3	McGough (5-4)	10-16-0	Patrick (8-3)	2061	30-23	3:21
5-14	*Virginia Tech	Blacksburg, Va.	W1	6-4	6-12-0	Pickich (7-3)	4-10-1	Hastings	315	31-23	2:05
5-15	*Virginia Tech	Blacksburg, Va.	L1	7-12	7-12-3	Kennedy (5-6)	12-15-1	Patterson	550	31-24	2:32
5-16	*Virginia Tech	Blacksburg, Va.	W1	2-1	2-13-2	Legrow (7-0)	1-5-0	Preston (6-4)	800	32-24	2:17
Metro Conference Tournament											
5-20	Louisville	Richmond, Va.	L1	3-7	3-7-2	McGough (5-5)	7-15-3	Meyers (6-5)	1051	32-25	3:05
5-21	Louisville	Richmond, Va.	W1	12-5	12-19-1	Kennedy (6-6)	5-5-6	Friebert (2-5)	568	33-25	3:08
5-22	Charlotte	Richmond, Va.	L1	2-11	2-6-5	Legrow (7-1)	11-14-1	Summey (4-3)	761	33-26	2:26

*Metro Conference Game

1994 record: 37-24; home: 21-12, away: 13-10, neutral: 3-2, metro: 11-7


Coach Hill Denson, 11th year

Date	Opponent	Site	Streak	Score	USM	W/L	Opponent	W/L	Att	Record	Time
2-18	GRAMBLING STATE	USM-PTP	W1	13-7	13-14-3	Legrow (1-0)	7-10-3	Williams (0-1)	2067	1-0	3:03
2-19	GRAMBLING STATE	USM-PTP	W2	18-3	18-15-0	Cornish (1-0)	3-7-3	Mitchell (0-1)	1933	2-0	3:11
2-20	GRAMBLING STATE	USM-PTP	W3	14-2	14-15-1	Wheat (1-0)	2-5-3	Owens (0-1)	1841	3-0	2:39
2-21	MISS. VALLEY STATE	USM-PTP	W4	14-9	14-16-4	Kaiser (1-0)	9-8-4	Banks (0-1)	1698	4-0	3:07
2-25	SE MISSOURI	USM-PTP	W5	13-5	13-14-2	Legrow (2-0)	5-11-6	Rothweil (0-1)	1785	5-0	2:36
2-26	SE MISSOURI	USM-PTP	W6	12-4	12-9-1	Kammerer (1-0)	4-8-5	McMahon (0-2)	1735	6-0	2:50
2-27	SE MISSOURI	USM-PTP	L1	8-9	8-8-1	Logan (0-1)	9-13-3	Pehle (2-0)	1889	6-1	2:47
3-2	UNO	New Orleans, La.	W1	10-3	10-9-2	Legrow (3-0)	3-7-5	Marks (0-2)	n/a	7-1	2:00
3-2	UNO	New Orleans, La.	L1	3-6	3-7-0	Cornish (1-1)	6-10-0	Grife (1-0)	186	7-2	1:51
3-4	CINCINNATI	USM-PTP	W1	10-7	10-9-1	Logan (1-1)	7-10-1	Phillips (0-1)	1789	8-2	3:03
3-5	CINCINNATI	USM-PTP	W2	13-4	13-13-2	Whitehead (1-0)	4-7-1	DiSalle (0-1)	1884	9-2	2:50
3-6	CINCINNATI	USM-PTP	W3	12-2	12-16-0	Cornish (2-1)	2-5-2	Cost (0-1)	1918	10-2	2:25
3-11	Arkansas	Fayetteville, Ark.	L1	2-4	2-9-2	Legrow (3-1)	4-6-1	Cunningham (3-1)	162	10-3	2:15
3-12	Arkansas	Fayetteville, Ark.	L2	9-16	9-10-3	Cantrelle (0-1)	16-20-3	Brocail (2-0)	282	10-4	3:32
3-13	Arkansas	Fayetteville, Ark.	W1	9-8	9-12-3	Williamson (1-0)	8-13-0	Rogers (0-1)	668	11-4	3:12
3-15	TENN-MARTIN	USM-PTP	L1	10-11	10-13-2	Cantrelle (0-2)	11-14-2	Lee (1-0)	1715	11-5	3:07
3-16	TENN-MARTIN	USM-PTP	W1	16-3	16-23-1	Wheat (2-0)	3-4-5	Payne (2-2)	1633	12-5	2:33
3-18	STETSON	USM-PTP	L1	0-8	0-6-3	Legrow (3-2)	8-10-1	Gomez (5-3)	1689	12-6	2:08
3-19	STETSON	USM-PTP	L2	2-4	2-8-0	Wheat (2-1)	4-7-1	Shields (3-1)	1855	12-7	2:39
3-20	TENNESSEE TECH	USM-PTP	W1	7-1	7-14-3	McComb (1-0)	1-6-2	Sabel (0-1)	1705	13-7	2:04
3-22	Southeastern LA	Hammond, La.	L1	3-4	3-3-2	Legrow (3-3)	4-7-4	Gates (2-4)	439	13-8	2:10
3-25	TCU	Fort Worth, Texas	W1	6-3	6-10-1	Cornish (3-1)	3-8-1	Ryan (3-4)	94	14-8	2:28
3-26	TCU	Fort Worth, Texas	W2	7-1	7-12-1	McComb (2-0)	1-6-1	Caruthers (5-2)	221	15-8	2:20
3-27	TCU	Fort Worth, Texas	W3	9-3	9-13-1	Legrow (4-3)	3-8-1	Baker (4-2)	166	16-8	2:32
3-29	UAB	USM-PTP	W4	8-4	8-10-2	Cornish (4-1)	4-9-2	Larson (3-1)	1732	17-8	2:27
3-30	UAB	USM-PTP	W5	3-1	3-8-1	Logan (2-1)	1-4-1	Gray (2-4)	1705	18-8	2:20
4-1	*CHARLOTTE	USM-PTP	L1	13-18	13-19-3	Cantrelle (0-3)	18-19-2	Ball (3-2)	1809	18-9	3:26
4-2	*CHARLOTTE	USM-PTP	L2	5-7	5-14-0	Wheat (2-2)	7-11-0	McWilliams (4-1)	1792	18-10	2:42
4-3	*CHARLOTTE	USM-PTP	W1	4-2	4-7-0	Cornish (5-1)	2-9-2	Collie (3-5)	1685	19-10	2:31
4-4	SOUTHEASTERN LA	USM-PTP	W2	6-2	6-12-2	Kaiser (1-0)	2-8-3	Alello (1-1)	1585	20-10	2:07
4-6	UAB	Birmingham, Ala.	W3	3-1	3-4-2	Legrow (5-3)	1-3-1	Gray (2-5)	n/a	21-10	1:32
4-6	UAB	Birmingham, Ala.	L1	2-9	2-5-2	McComb (2-1)	9-10-3	Blackwell (4-3)	88	21-11	2:17
4-9	*Louisville	Louisville, Ky.	W1	25-15	25-22-3	Logan (3-1)	15-15-3	Hommel(0-4)	n/a	22-11	3:29
4-9	*Louisville	Louisville, Ky.	W2	5-3	5-10-0	Cornish (6-1)	3-9-2	Knapke (2-6)	147	23-11	1:50
4-10	*Louisville	Louisville, Ky.	W3	9-8	9-10-1	Legrow (6-3)	8-14-3	Townsend (0-1)	167	24-11	2:34
4-12	Ole Miss	Oxford, Miss.	L1	13-14	13-18-4	McComb (2-2)	14-12-1	Harrelson (2-1)	1233	24-12	3:07
4-15	*Tulane	New Orleans, La.	L2	10-11	10-16-2	Wheat (2-3)	11-10-1	Cressend (3-1)	667	24-13	3:07
4-16	*Tulane	New Orleans, La.	L3	10-12	10-10-4	Kaiser (1-1)	12-15-3	Stewart (7-3)	n/a	24-14	2:48
4-17	*Tulane	New Orleans, La.	W1	14-11	14-19-1	Logan (4-1)	11-14-2	Conway (3-5)	n/a	25-14	3:06
4-19	OLE MISS	USM-PTP	W2	10-9	10-12-1	Cornish (7-1)	9-10-0	Callaway (4-4)	2378	26-14	2:55
4-20	OLE MISS	USM-PTP	L1	4-6	4-9-0	Kaiser (1-2)	6-11-0	Vowell (1-1)	2440	26-15	2:47
4-23	UNO	USM-PTP	W1	2-0	2-9-0	Legrow (7-3)	0-4-1	Cabeceiras (7-3)	2044	27-15	1:43
4-24	UNO	USM-PTP	L1	1-3	1-8-1	Cornish (7-2)	3-12-1	Marks (5-3)	1870	27-16	1:53
4-26	Mississippi State	Starkville, Miss.	L2	2-4	2-6-1	Logan (4-2)	4-9-3	Rath (7-2)	1702	27-17	2:32
4-27	Mississippi State	Starkville, Miss.	W1	4-2	4-9-1	Kaiser (2-2)	2-7-1	Tankley (1-3)	1581	28-17	3:37
4-30	*VCU	Richmond, Va.	W2	10-0	10-12-3	Legrow (8-3)	0-3-1	Marr (5-2)	n/a	29-17	2:30
4-30	*VCU	Richmond, Va.	L1	4-5	4-7-2	Wheat (2-4)	5-14-2	Nuckols (4-4)	250	29-18	2:13
5-1	*VCU	Richmond, Va.	W1	8-0	8-15-0	Logan (5-2)	0-6-0	Bounds (4-2)	300	30-18	2:28
5-4	SOUTH ALABAMA	USM-PTP	L1	9-14	9-16-4	Williamson (1-1)	14-16-1	Roeder (4-0)	1814	30-19	2:53
5-6	*USF	USM-PTP	L2	10-11	10-16-3	Legrow (8-4)	11-18-2	Swenson (2-1)	1736	30-20	2:45
5-7	*USF	USM-PTP	W1	15-14	15-17-1	Pullen (1-0)	14-16-4	Nestor (4-2)	2060	31-20	3:38
5-8	*USF	USM-PTP	W2	10-9	10-17-2	McComb (3-2)	9-17-0	Swenson (2-2)	1770	32-20	3:06
5-12	MISSISSIPPI STATE	USM-PTP	L1	0-3	0-2-0	McComb (3-3)	3-6-0	Straits (2-1)	3526	32-21	2:08
5-13	*VIRGINIA TECH	USM-PTP	W1	12-4	12-15-1	Legrow (9-4)	4-10-2	Fitzgerald (7-4)	1683	33-21	2:44
5-14	*VIRGINIA TECH	USM-PTP	L1	0-1	0-6-2	Williamson (1-2)	1-9-1	Gibson (3-2)	1976	33-22	2:25
5-15	*VIRGINIA TECH	USM-PTP	W1	5-4	5-12-2	Logan (6-2)	4-8-2	Preston (3-9)	1801	34-22	2:16
Metro Conference Tournament											
5-18	Louisville	Louisville, Ky.	W2	10-9	10-12-2	Cornish (8-2)	9-8-3	Knapke (4-11)	1295	35-22	2:47
5-19	Virginia Tech	Louisville, Ky.	L1	4-6	4-12-2	Legrow (9-5)	6-7-1	Preston (4-9)	1193	35-23	1:53
5-20	VCU	Louisville, Ky.	W1	8-6	8-10-1	Logan (7-2)	6-7-2	Nuckols (4-5)	n/a	36-23	2:59
5-21	Charlotte	Louisville, Ky.	W2	5-1	5-12-1	Cantrelle (1-3)	1-3-1	Collie (6-9)	n/a	37-23	2:40
5-21	Tulane	Louisville, Ky.	L1	6-14	6-16-1	Williamson (1-3)	14-9-3	Stewart (7-5)	1052	37-24	2:45

*Metro Conference Game



Year-by-Year Results



1994 — Back Row (from left): Tyran Cornelius, Keith Kaiser, James Kammerer, Tommy Davis, Bill Cornish, Mickey Dutil, Russell Whitehead, Matt Morgan, Brett Legrow, Jeremy Williamson, Chris Logan, Shane Pullen, Jason Simpson, Heath Cantrelle. **Front Row:** Reggie Wheat, Brannon Wade, Craig Zimmerli, Ryan Kritscher, Stephen Hatten, Jeff Todd, Eric Eckstein, Greg Gatlin, Kyle Logan, David Gautreau, Jared Martin, Derek Reams.

1995 record: 36-24; home: 27-7, away: 7-15, neutral: 2-2, metro: 11-7

Coach Hill Denson, 12th year

Date	Opponent	Site	Streak	Score	USM	W/L	Opponent	W/L	Att	Record	Time
2-12	ALABAMA STATE	USM-PTP	W1	5-4	5-6-4	Fortenberry (1-0)	4-8-6	Shoots (0-1)	n/a	1-0	4:00
2-12	ALABAMA STATE	USM-PTP	W2	10-0	10-8-0	Parker (1-0)	0-0-1	Hibler (0-1)	1925	2-0	1:55
2-18	SOUTHEASTERN LA.	USM-PTP	W3	8-3	8-10-3	Bale (1-0)	3-8-4	Williams (0-2)	1986	3-0	2:47
2-20	JACKSON STATE	USM-PTP	W4	10-5	10-8-3	Williamson (1-0)	5-6-1	Irby (0-1)	1720	4-0	2:56
2-21	ALCORN STATE	USM-PTP	W5	10-4	10-14-1	Wheat (1-0)	4-6-2	Taplin (0-1)	1884	5-0	2:59
2-22	UNO	New Orleans, La.	W6	11-4	11-12-2	Cornish (1-0)	4-6-3	Stewart (1-1)	284	6-0	2:37
2-24	TENNESSEE TECH	USM-PTP	W7	8-1	8-10-2	Bale (2-0)	1-9-1	Sabel (0-1)	1823	7-0	2:20
2-25	TENNESSEE TECH	USM-PTP	W8	8-0	8-13-1	Williamson (2-0)	0-5-2	Hunley (0-1)	1851	8-0	2:14
2-26	TENNESSEE TECH	USM-PTP	W9	7-1	7-8-1	Wheat (2-0)	1-4-3	Stoops (0-2)	1873	9-0	2:03
3-3	OHIO STATE	USM-PTP	W10	6-2	6-11-1	Bale (3-0)	2-7-1	Cannon (0-2)	1881	10-0	2:25
3-4	OHIO STATE	USM-PTP	W11	6-0	6-8-1	Williamson (3-0)	0-3-2	Biehle (0-2)	1984	11-0	2:16
3-5	OHIO STATE	USM-PTP	W12	8-7	8-14-5	Cantrelle (1-0)	7-8-2	Fragle (0-2)	2022	12-0	3:37
3-8	SE MISSOURI	USM-PTP	W13	11-2	11-10-1	Cornish (2-0)	2-4-7	Rothwell (0-2)	1876	13-0	2:43
3-10	ARKANSAS	USM-PTP	L1	1-10	1-5-4	Bale (3-1)	10-14-2	Mahaffey (5-0)	2020	13-1	2:45
3-11	ARKANSAS	USM-PTP	W1	4-3	4-14-1	Cantrelle (2-0)	3-9-0	Carnes (0-1)	2199	14-1	3:14
3-12	ARKANSAS	USM-PTP	L1	2-8	2-4-3	Wheat (2-1)	8-16-2	Lunney (3-0)	2552	14-2	2:42
3-14	Mid. Tenn. St.	Murfreesboro, Tenn.	L2	5-7	5-9-4	Cantrelle (2-1)	7-9-2	Mayes (1-1)	265	14-3	2:58
3-15	Mid. Tenn. St.	Murfreesboro, Tenn.	L3	5-7	5-8-4	Diamond (0-1)	7-8-0	Lay (1-0)	300	14-4	2:28
3-17	SW MISSOURI ST.	USM-PTP	W1	11-2	11-10-3	Williamson (4-0)	2-7-4	Whitley (1-2)	1713	15-4	2:37
3-18	SW MISSOURI ST.	USM-PTP	L1	0-7	0-10-3	Cornish (1-1)	7-12-0	Blasingmi (3-0)	1841	15-5	2:18
3-19	SW MISSOURI ST.	USM-PTP	L2	6-10	6-9-3	Parker (1-1)	10-11-2	Mays (1-0)	1886	15-6	2:53
3-21	Southeastern La.	Hammond, La.	W1	8-5	8-8-0	Cantrelle (3-1)	5-10-5	Regard (0-1)	427	16-6	3:37
3-24	Minnesota	Minneapolis, Minn.	L1	5-18	5-8-4	Bale (3-2)	18-18-1	Pederson (1-1)	302	16-7	3:04
3-25	Minnesota	Minneapolis, Minn.	W1	4-3	4-8-0	Parker (2-1)	3-8-0	Hammerschmidt (1-4)	452	17-7	3:12
3-26	Minnesota	Minneapolis, Minn.	L1	3-4	3-9-1	Wheat (2-2)	4-8-0	Mensink (1-2)	244	17-8	2:35
3-28	UAB	Birmingham, Ala.	L2	7-8	7-7-3	Wheat (2-3)	8-13-3	Henderson (4-1)	222	17-9	2:50
3-29	UAB	Birmingham, Ala.	L3	6-13	6-12-2	Weekley (0-1)	17-10-0	Tolbert (4-1)	245	17-10	3:12
4-1	*USF	Tampa, Fla.	L4	4-11	4-12-4	Cornish (2-2)	11-11-1	Danner (5-3)	0	17-11	2:49
4-1	*USF	Tampa, Fla.	W1	4-0	4-7-0	Bale (4-2)	0-5-2	Roberts (3-4)	294	18-11	2:06
4-2	*USF	Tampa, Fla.	W2	5-4	5-7-2	Wheat (3-3)	4-10-1	Boyles (1-1)	330	19-11	3:07
4-4	UAB	USM-PTP	L1	6-8	6-12-3	Ballard (0-1)	8-11-2	Elrod (1-0)	1808	19-12	3:00
4-5	UAB	USM-PTP	L2	2-5	2-9-1	Wheat (3-4)	5-7-3	Henderson (6-1)	1676	19-13	2:24
4-7	*VCU	USM-PTP	W1	15-5	15-20-6	Bale (5-2)	5-11-1	Ketterman (0-6)	1718	20-13	2:33
4-8	*VCU	USM-PTP	W2	10-6	10-15-3	Cornish (3-2)	6-13-4	Martin (2-4)	2676	21-13	2:36
4-9	*VCU	USM-PTP	W3	6-5	6-7-3	Cantrelle (4-1)	5-9-2	Nuckols (4-3)	1862	22-13	2:27
4-11	OLE MISS	USM-PTP	W4	6-4	6-8-0	Cantrelle (5-1)	4-8-4	Vowell (0-1)	2569	23-13	2:42
4-12	GRAMBLING STATE	USM-PTP	W5	6-2	6-10-1	Diamond (1-1)	2-10-0	Austin (4-1)	1668	24-13	2:23
4-14	*TULANE	USM-PTP	W6	8-5	8-12-2	Williamson (5-0)	5-8-3	Conway (3-2)	2068	25-13	2:56
4-15	*TULANE	USM-PTP	L1	3-6	4-9-1	Cornish (3-3)	6-8-0	Lontayo (4-1)	2318	25-14	2:51



Year-by-Year Results

4-16	*TULANE	USM-PTP	W1	12-3	12-12-2	Wheat (4-4)	3- 9-3	Cressend (4-4)	2088	26-14	2:38
4-18	Ole Miss	Oxford, Miss.	L1	1-3	1- 5-2	Fortenberry (1-1)	3- 6-1	DeYoung (3-1)	1123	26-15	2:37
4-19	Ole Miss	Oxford, Miss.	W1	5-3	5- 3-0	Parker (3-1)	3-10-2	Young (4-1)	1361	27-15	2:33
4-21	*LOUISVILLE	USM-PTP	W2	8-6	8- 6-3	Cantrelle (6-1)	6-11-1	Hommel (3-6)	1833	28-15	2:22
4-22	*LOUISVILLE	USM-PTP	W3	4-2	4- 9-2	Cornish (4-3)	2- 5-3	McGraw (5-4)	1839	29-15	3:10
4-23	*LOUISVILLE	USM-PTP	W4	14-8	14-14-1	Diamond (2-1)	8-11-3	Hobbs (1-3)	2003	30-15	2:43
4-25	MISSISSIPPI STATE	USM-PTP	W5	9-8	9- 8-1	Gatlin (1-0)	8- 8-2	Tankley (1-2)	4087	31-15	2:54
4-26	MISSISSIPPI STATE	USM-PTP	W6	4-3	4-10-1	Cantrelle (7-1)	3-10-1	Polk (3-4)	4158	32-15	3:08
4-28	*Charlotte	Charlotte, N.C.	L1	1-7	1- 3-1	Williamson (5-1)	7-11-2	Collie (6-3)	213	32-16	2:30
4-29	*Charlotte	Charlotte, N.C.	L2	4-11	4- 8-4	Cornish (4-4)	11- 9-1	Miller (2-3)	271	32-17	2:45
4-30	*Charlotte	Charlotte	W1	4-3	4- 8-1	Cantrelle (8-1)	3- 9-1	McWilliams (9-4)	289	33-17	2:33
5-2	Mississippi State	Starkville, Miss.	L1	6-14	5- 8-2	Weekley (0-2)	14- 9-3	Kennedy (7-5)	1416	33-18	3:06
5-3	Mississippi State	Starkville, Miss.	L2	0-9	0- 5-0	Williamson (5-2)	9-12-1	Hooten (7-3)	1075	33-19	2:28
5-4	UNO	USM-PTP	W1	11-3	11-10-1	Cornish (5-4)	3-10-3	Stewart (2-4)	2007	34-19	2:45
5-12	*Virginia Tech	Blacksburg, Va.	L1	3-17	3- 9-0	Williamson (5-3)	17-19-0	Fitzgerald (6-5)	220	34-20	3:03
5-13	*Virginia Tech	Blacksburg, Va.	L2	3-9	3- 8-0	Cornish (5-5)	9-13-1	Hummel (6-2)	175	34-21	2:26
5-14	*Virginia Tech	Blacksburg, Va.	L3	1-5	1- 4-1	Bale (5-3)	5- 8-0	Hand (4-3)	325	34-22	2:02
Metro Conference Tournament											
5-17	Tulane	Charlotte, N.C.	W1	9-3	9- 9-0	Williamson (6-3)	3- 6-2	Lontayo (4-3)	1278	35-22	2:37
5-18	Virginia Tech	Charlotte, N.C.	L1	2-3	2- 5-1	Parker (3-2)	3- 5-1	Fitzgerald (7-5)	665	35-23	2:03
5-19	Louisville	Charlotte, N.C.	W1	10-0	10-13-1	Wheat (5-4)	0- 5-2	Freibert (1-5)	715	36-23	2:24
5-20	USF	Charlotte, N.C.	L1	1-4	1- 7-0	Bale (5-4)	4- 5-0	Perusek (1-0)	670	36-24	2:20

*Metro Conference Game

1996 record: 32-28; home: 26-12, away: 6-12, neutral: 0-4, conference usa: 14-10

Coach Hill Denson, 13th year

Date	Opponent	Site	Streak	Score	USM	W/L	Opponent	W/L	Att	Record	Time
2-10	GRAMBLING	USM-PTP	W1	8-1	8-13-4	Bale (1-0)	1- 2-3	Duncan (0-1)	2073	1-0	2:54
2-11	GRAMBLING	USM-PTP	W2	6-0	6-12-0	Cantrelle (1-0)	0- 5-4	Riley (0-1)	1994	2-0	2:24
2-17	MURRAY STATE	USM-PTP	W3	14-7	14-12-1	Bale (2-0)	7-12-1	Freytag (0-1)	1817	3-0	2:20
2-18	MURRAY STATE	USM-PTP	W4	19-3	19-12-1	Cantrelle (2-0)	3- 3-6	Gallagher (0-1)	2103	4-0	2:56
Winn-Dixie Showdown											
2-23	LSU	New Orleans, La.	L1	4-7	4- 9-3	Bale (2-1)	7- 8-0	Yarnall (2-1)	9568	4-1	3:01
2-24	UNO	New Orleans, La.	L2	0-3	0- 6-0	Parker (0-1)	3- 5-0	Stanson (1-0)	12462	4-2	2:37
2-25	Tulane	New Orleans, La.	L3	5-8	5-11-2	Reinike (0-1)	8-11-1	Bell (2-1)	13695	4-3	3:21
3-1	TCU	USM-PTP	W1	4-2	4- 4-2	Bale (3-1)	2- 6-2	F. Wallace (4-2)	1677	5-3	2:15
3-2	TCU	USM-PTP	W2	12-1	12-17-2	Parker (1-1)	1- 8-0	Lee (1-1)	1852	6-3	2:57
3-3	TCU	USM-PTP	W3	9-7	9-12-2	Bradford (1-0)	7-14-1	Walter (1-1)	2039	7-3	3:16
3-5	MIDDLE TENNESSEE ST.	USM-PTP	W4	9-8	9-10-1	Bale (4-1)	8-12-1	Oleksik (1-1)	1733	8-3	3:12
3-6	MIDDLE TENNESSEE ST.	USM-PTP	W5	23-2	23-22-1	Fortenberry (1-0)	2- 5-3	Stanton (2-1)	1775	9-3	2:55
3-9	BAYLOR	USM-PTP	L1	5-6	5-10-1	Cantrelle (2-1)	6- 8-0	Marcom (3-1)	1699	9-4	3:08
3-10	BAYLOR	USM-PTP	L2	6-7	6-10-3	Bale (4-2)	7- 7-3	Wells (2-0)	1758	9-5	3:02
3-12	South Alabama	Mobile, Ala.	W1	6-0	6-11-0	Wheat (1-0)	0- 2-1	Paine (0-1)	2110	10-5	2:31
3-15	*Charlotte	Charlotte, N.C.	L1	3-5	3- 7-1	Parker (1-2)	5- 9-1	Summey (3-1)	165	10-6	2:46
3-16	*Charlotte	Charlotte, N.C.	L2	2-11	2- 7-5	Bale (4-3)	11-11-3	Player (4-1)	235	10-7	2:59
3-17	*Charlotte	Charlotte, N.C.	W1	11-7	11-10-3	Wheat (2-0)	7- 8-2	Donnick (0-1)	117	11-7	3:01
3-19	SW MISSOURI ST.	USM-PTP	W2	5-4	5- 8-2	Reinike (1-1)	4- 8-1	Buschhorn (2-2)	1709	12-7	2:49
3-20	SW MISSOURI ST.	USM-PTP	W3	7-2	7-12-2	Fortenberry (2-0)	2- 8-2	Walkjer (0-1)	1746	13-7	2:29
3-22	*USF	USM-PTP	W4	6-5	6- 9-3	Bale (5-3)	5- 8-4	Boyles (1-1)	1798	14-7	2:39
3-23	*USF	USM-PTP	W5	8-6	8-10-3	Parker (2-2)	6- 5-2	Danner (3-1)	1955	15-7	2:47
3-24	*USF	USM-PTP	L1	7-9	7-12-2	Bradford (1-1)	9-11-0	Ryan (5-1)	1948	15-8	2:46
3-28	JACKSON STATE	USM-PTP	W1	15-4	15-15-1	Brommer (1-0)	4- 6-2	Brown (0-1)	1697	16-8	2:52
3-29	*LOUISVILLE	USM-PTP	L1	7-11	7-12-3	Wheat (2-1)	11-14-1	Possidento (3-1)	1845	16-9	2:57
3-30	*LOUISVILLE	USM-PTP	W1	12-6	12-13-1	Parker (3-2)	6- 9-3	Bynum (0-3)	1726	17-9	3:08
3-31	*LOUISVILLE	USM-PTP	W2	9-1	9- 8-1	Bradford (2-1)	1- 4-4	Findley (3-5)	1991	18-9	2:13
4-2	UNO	New Orleans, La.	L1	2-4	2- 8-2	Bale (5-4)	4- 4-2	Marks (4-1)	415	18-10	2:15
4-3	UNO	USM-PTP	L2	3-9	3-10-4	Wheat (2-2)	9-13-0	Stanson (3-2)	1865	18-11	2:30
4-5	*Saint Louis	St. Louis, Mo.	L3	0-2	0- 2-4	Bradford (2-2)	2- 4-0	Kern (2-4)	63	18-12	2:09
4-6	*Saint Louis	St. Louis, Mo.	L4	2-3	2- 7-1	Wheat (2-3)	3- 7-0	Tippett (3-3)	101	18-13	2:20
4-7	*Saint Louis	St. Louis, Mo.	W1	8-3	8-10-2	Bale (6-4)	3- 6-1	Sigman (3-3)	28	19-13	2:45
4-9	Ole Miss	Oxford, Miss.	L1	2-3	2- 7-0	Bradford (2-3)	3- 8-0	Easterling (1-3)	809	19-14	1:52
4-10	Ole Miss	Oxford, Miss.	L2	3-7	3- 7-0	Cantrelle (2-2)	7- 7-1	Duff (4-3)	1003	19-15	2:47
4-12	*UAB	Birmingham, Ala.	L3	3-16	3- 7-3	Bale (6-5)	16-10-0	Mayo (5-1)	218	19-16	2:34
4-13	*UAB	Birmingham, Ala.	L4	5-7	5-10-4	Wheat (2-4)	7-14-2	McCrary (6-3)	244	19-17	2:35
4-14	*UAB	Birmingham, Ala.	W1	10-5	10-13-2	Parker (4-2)	5-12-1	Gray (6-3)	337	20-17	2:52
4-16	OLE MISS	USM-PTP	L1	3-11	3- 8-2	Brommer (1-1)	11-14-2	Easterling (2-3)	1991	20-18	2:47
4-17	OLE MISS	USM-PTP	W1	2-1	2- 8-0	Bale (7-5)	1- 4-2	Rodgers (1-1)	2075	21-18	1:52
4-19	*CINCINNATI	USM-PTP	W2	18-2	18-21-0	Bradford (3-3)	2- 9-2	Becker (1-5)	1750	22-18	2:51
4-20	*CINCINNATI	USM-PTP	W3	3-2	3- 6-0	Parker (5-2)	2- 6-0	Holt (0-7)	2182	23-18	2:28
4-21	*CINCINNATI	USM-PTP	W4	6-1	6- 9-1	Harville (6-2)		1745	30-25	2:16	
4-23	Mississippi State	Starkville, Miss.	L1	1-5	1- 9-4	Bale (7-8)	5-10-2	Wheeler (2-0)	1643	24-19	2:43
4-24	Mississippi State	Starkville, Miss.	L2	4-5	4-10-2	Fortenberry (2-1)	5-13-2	Johnson (6-1)	1620	24-20	2:43
4-26	WILLIAM CAREY	USM-PTP	L3	0-9	0-4-3	Parker (5-3)		Baugh (6-2)	1864	24-21	2:32
4-27	WILLIAM CAREY	USM-PTP	L4	6-18	6-13-1	Reinike (1-2)	18-22-1	Stringer (2-1)	1927	24-22	3:25
4-28	WILLIAM CAREY	USM-PTP	L5	2-7	2-4-2	Bale (7-7)	7-7-2	Gholar (4-2)	2818	24-23	3:01
4-30	MISSISSIPPI STATE	USM-PTP	W1	6-2	6- 9-2	Bale (8-7)	2-5-1	B. Clark (0-1)	3380	25-23	2:29
5-01	MISSISSIPPI STATE	USM-PTP	L1	1-4	1- 6-3	Reinike (1-3)	1- 6-3	Dilgard (4-3)	3566	25-24	2:29
5-03	Tulane	New Orleans, La.	L2	1-10	1- 6-0	Bradford (3-4)	10-11-2	Navarro (8-0)	1038	25-25	2:30
5-04	Tulane	New Orleans, La.	W1	10-4	10-10-3	Cantrelle (3-2)	4- 8-1	Lontayo (6-5)	986	26-25	3:06
5-05	Tulane	New Orleans, La.	W2	7-4	7-12-1	Bale (9-7)	4- 9-2	Cressend (6-6)	1006	27-25	3:16



Year-by-Year Results

5-07	SOUTH ALABAMA	USM-PTP	W3	6-2	6-9-0	Bradford (4-4)	2-8-0	Rayborn (8-6)	1985	28-25	2:39
5-10	MEMPHIS	USM-PTP	W4	7-1	7-11-1	Diamond (1-0)	1-5-1	Day (5-3)	1730	29-25	2:07
5-11	MEMPHIS	USM-PTP	W5	3-2	3-8-1	Wheat (4-4)	2-9-1	Harville (6-2)	1745	30-25	2:16
5-12	*MEMPHIS	USM-PTP	L1	2-6	2-8-2	Fortenberry (2-2)	6-8-0	Bratton (3-3)	1709	30-26	2:27
1996 Conference USA Championship Tournament - Hattiesburg, Miss.											
5-15	MEMPHIS	USM-PTP	W1	9-4	9-10-2	Bradford (5-4)	4-8-2	Day (5-4)	1881	31-26	2:35
5-16	Tulane	USM-PTP	L1	5-9	5-13-4	Bale (9-8)	9-12-0	Lontayo (7-5)	1879	31-27	3:01
5-17	SAINT LOUIS	USM-PTP	W1	9-5	9-16-1	Wheat (5-4)	5-9-1	Sigman (5-6)	1659	32-27	2:33
5-18	TULANE	USM-PTP	L1	8-10	8-13-5	Diamond (1-1)	10-15-1	Bell (9-2)	1845	32-28	3:13

*Conference USA Game

1997 record: 34-23; home: 23-8; away: 9-13; neutral: 2-2; conference usa: 16-10

Coach Hill Denson, 14th year

Date	Opponent	Site	Streak	Score	USM	W/L	Opponent	W/L	Att	Record	Time
Coca-Cola Classic Tournament at Mobile, Ala.											
2-15	Auburn	Mobile, Ala.	L1	3-4	3-5-4	Cantrelle (0-1)	4-3-2	Hebson (2-0)	971	0-1	2:28
2-16	Minnesota	Mobile, Ala.	W1	3-2	3-8-0	Parker (1-0)	2-5-2	Felling (0-1)	774	1-1	2:54
2-18	ALCORN STATE	USM-PTP	W2	13-4	13-15-3	Smith (1-0)	4-8-1	Flowers (0-1)	1912	2-1	2:28
2-21	MINNESOTA	USM-PTP	L1	1-12	1-5-3	Cantrelle (0-2)	12-11-1	Pederson (1-1)	1964	2-2	2:41
2-22	MINNESOTA	USM-PTP	W1	2-1	2-4-0	Adams (1-0)	1-6-1	Diebolt (0-1)	1959	3-2	2:17
2-23	MINNESOTA	USM-PTP	W2	14-2	14-17-0	Schemmel (1-0)	2-8-3	Pautz (0-1)	1795	4-2	2:52
2-26	UNO	New Orleans, La.	L1	9-10	9-13-3	Parker (1-1)	10-11-3	Kottmeyer (1-0)	318	4-3	2:58
3-1	CENTENARY	USM-PTP	W1	12-2	12-16-0	Adams (2-0)	2-7-0	Lawrence (2-3)	1818	5-3	2:32
3-2	CENTENARY	USM-PTP	W2	5-3	5-9-2	Cantrelle (1-2)	3-7-1	Wilson (1-2)	1850	6-3	2:29
3-4	ARK-LITTLE ROCK	USM-PTP	W3	19-6	19-18-2	Brewer (1-0)	6-10-4	Bridges (1-3)	1894	7-3	3:35
3-5	ARK-LITTLE ROCK	USM-PTP	W4	8-3	8-13-0	Cantrelle (2-2)	3-8-2	Berry (0-2)	1821	8-3	2:31
3-7	SOUTHERN ILLINOIS	USM-PTP	W5	5-4	5-8-4	Marbury (1-0)	4-7-2	McConnell (0-1)	1790	9-3	2:15
3-8	SOUTHERN ILLINOIS	USM-PTP	W6	2-1	2-9-0	Johnston (1-0)	1-4-2	Pecoraro (0-2)	1795	10-3	2:27
3-9	SOUTHERN ILLINOIS	USM-PTP	W7	14-11	14-16-2	Parker (2-1)	11-19-2	Piazza (0-3)	1866	11-3	2:42
3-11	Baylor	Waco, Texas	W8	16-7	16-16-1	Cantrelle (3-2)	7-13-3	Marcom (2-1)	311	12-3	2:55
3-14	*Memphis	Memphis, Tenn.	W9	10-7	10-14-0	Adams (3-0)	7-11-6	Erwin (1-2)	150	13-3	3:13
3-15	*Memphis	Memphis, Tenn.	W10	4-2	4-12-2	Brewer (2-0)	2-8-1	Bratton (1-3)	120	14-3	2:37
3-16	*Memphis	Memphis, Tenn.	W11	10-5	10-12-2	Smith (2-0)	5-6-0	House (1-1)	205	15-3	2:46
3-19	UNO	USM-PTP	W12	7-4	7-9-0	Fortenberry (1-0)	4-7-3	Benoit (1-4)	1954	16-3	2:50
3-21	*TULANE	USM-PTP	L1	5-6	5-4-3	Marbury (1-1)	6-14-0	Navarro (5-1)	2337	16-4	3:22
3-22	*TULANE	USM-PTP	L2	5-7	5-13-2	Smith (2-1)	7-10-1	Brown (2-1)	2260	16-5	2:54
3-23	*TULANE	USM-PTP	W1	4-3	4-10-0	Cantrelle (4-2)	3-7-1	Lontayo (2-3)	2204	17-5	2:57
3-25	ALABAMA	USM-PTP	L1	14-19	14-22-1	Adams (3-1)	19-17-2	Kingrey (3-0)	2703	17-6	3:29
3-28	*Houston	Houston, Texas	W1	9-7	9-14-1	Kee (1-0)	7-13-2	Dieudonne (2-2)	621	18-6	2:57
3-29	*Houston	Houston, Texas	L1	4-6	4-9-3	Smith (2-2)	6-10-0	Manbeck (1-1)	640	18-7	2:33
3-30	*Houston	Houston, Texas	L2	11-14	11-12-1	Adams (3-2)	14-15-2	Marik (4-0)	442	18-8	3:05
4-1	OLE MISS	USM-PTP	W1	8-7	8-10-3	Fortenberry (2-0)	7-11-2	Duff (1-1)	2469	19-8	3:13
4-2	OLE MISS	USM-PTP	W2	13-8	13-15-2	Adams (4-2)	8-10-0	Cramblitt (1-1)	2855	20-8	3:23
4-4	*Cincinnati	Cincinnati, Ohio	W3	13-9	13-12-1	Johnston (2-0)	9-13-2	Becker (2-4)	236	21-8	3:09
4-5	*Cincinnati	Cincinnati, Ohio	W4	11-5	11-12-0	Adams (5-2)	5-9-1	Metzger (1-3)	147	22-8	2:37
4-6	*Cincinnati	Cincinnati, Ohio	W5	15-5	15-16-0	Cantrelle (5-2)	5-10-2	Gallimore (1-5)	273	23-8	2:35
4-8	Alabama	Tuscaloosa, Ala.	L1	6-14	6-9-2	Brown (0-1)	14-13-0	Daniel (3-0)	1749	23-9	2:51
4-9	JACKSON STATE	USM-PTP	W1	12-4	12-11-2	Schemmel (2-0)	4-6-1	Kidd (2-3)	2099	24-9	2:55
4-11	*UAB	USM-PTP	W2	3-2	3-10-0	Marbury (2-1)	2-10-0	Mason (1-2)	1753	25-9	2:48
4-12	*UAB	USM-PTP	W3	8-3	8-12-1	Fortenberry (3-0)	3-11-0	Beyer (2-4)	1990	26-9	3:19
4-13	*UAB	USM-PTP	W4	9-8	9-10-3	Fortenberry (4-0)	8-10-4	McCrary (4-4)	1890	27-9	2:43
4-15	Ole Miss	Oxford, Miss.	L1	6-11	6-10-1	Brown (0-2)	11-11-0	Hudson (2-0)	626	27-10	2:35
4-16	Ole Miss	Oxford, Miss.	L2	2-3	2-9-0	Cantrelle (5-3)	3-9-0	Parsonage (1-2)	681	27-11	2:12
4-18	*SAINT LOUIS	USM-PTP	W1	19-4	19-19-1	Adams (6-2)	4-7-2	Schaeffer (2-4)	2487	28-11	2:53
4-19	*SAINT LOUIS	USM-PTP	L1	8-15	8-12-1	Fortenberry (4-1)	15-17-1	Portell (3-5)	2621	28-12	3:06
4-20	*SAINT LOUIS	USM-PTP	W1	7-1	7-5-1	Cantrelle (6-3)	1-10-0	Stanfield (3-2)	1961	29-12	2:39
4-22	Mississippi State	Starkville, Miss.	L1	12-16	12-15-6	Adams (6-3)	16-14-2	DuBose (5-2)	771	29-13	3:02
4-23	Mississippi State	Starkville, Miss.	L2	2-4	2-7-3	Parker (2-2)	4-9-1	Donovan (3-1)	1765	29-14	2:42
4-25	*Louisville	Louisville, Ky.	L3	8-9	8-12-5	Fortenberry (4-2)	9-8-3	Snyder (4-2)	222	29-15	2:17
4-26	*Louisville	Louisville, Ky.	W1	14-1	14-16-2	Adams (7-3)	1-6-3	Hoover (0-4)	217	30-15	2:35
4-29	MISSISSIPPI STATE	USM-PTP	W2	9-4	9-13-0	Parker (3-2)	4-5-2	Donovan (3-2)	4003	31-15	2:53
4-30	MISSISSIPPI STATE	USM-PTP	L1	2-20	2-4-3	Cantrelle (6-4)	20-26-1	Ginter (2-0)	4315	31-16	2:46
5-2	USF	Tampa, Fla.	L2	2-12	2-5-7	Adams (7-4)	12-12-1	Glaser (6-2)	177	31-17	2:36
5-3	USF	Tampa, Fla.	L3	11-20	11-14-1	Marbury (2-2)	20-22-1	Dobson (5-4)	207	31-18	4:13
5-4	USF	Tampa, FL	L4	4-8	4-7-1	Cantrelle (6-5)	8-13-0	Ryan (8-2)	318	31-19	2:19
5-7	SOUTH ALABAMA	USM-PTP	L5	10-12	10-15-0	Kee (1-1)	12-16-1	Nakamura (10-2)	1882	31-20	2:46
5-9	*CHARLOTTE	USM-PTP	W1	9-1	9-12-0	Cantrelle (7-5)	1-5-1	McKay (4-6)	1910	32-20	2:14
5-10	*CHARLOTTE	USM-PTP	W2	7-6	7-10-1	Fortenberry (5-2)	6-9-0	Player (9-4)	1986	33-20	2:59
5-11	*CHARLOTTE	USM-PTP	L1	9-14	9-16-5	Brewer (2-1)	14-17-1	Baker (4-3)	1856	33-21	3:10
1997 CONFERENCE USA Championship Tournament - New Orleans, La.											
5-14	Charlotte	New Orleans, La.	L2	9-14	9-8-4	Cantrelle (7-6)	14-17-3	Player (10-4)	1947	33-22	3:10
5-15	Cincinnati	New Orleans, La.	W1	5-0	5-8-0	Adams (8-4)	0-4-3	McEvoy (0-3)	1132	34-22	2:22
5-16	Tulane	New Orleans, La.	L1	2-6	2-10-5	Parker (3-3)	6-6-1	Lontayo (8-5)	1796	34-23	2:28

* Conference USA Game

1998 record: 30-28; home: 20-13; away: 8-11; neutral: 2-4; conference usa: 12-15

Coach Corky Palmer, first year

Date	Opponent	Site	Streak	Score	USM	W/L	Opponent	W/L	Att	Record	Time
2-14	NICHOLLS STATE	USM-PTP	W1	1-0 (13)	1-8-2	Kee (1-0)	0-7-0	Fletcher (0-1)	2150	1-0	3:29
2-15	NICHOLLS STATE	USM-PTP	W2	9-1 (8)	9-14-3	Johnson (1-0)	1-7-2	Thompson (0-1)	1909	2-0	2:15



Year-by-Year Results

2-17	TROY STATE	USM-PTP	L1	5-7	5-8-5	Walker (0-1)	7-9-2	Dossett (2-0)	1875	2-1	3:10
2-21	KENTUCKY	USM-PTP	W1	15-10	15-17-1	Shupe (1-0)	10-18-2	Chaney (0-1)	2068	3-1	3:24
2-22	KENTUCKY	USM-PTP	L1	6-10	6-13-1	Johnson(1-1)	10-12-0	Paxton (1-0)	1790	3-2	2:47
2-24	South Alabama	Mobile, Ala.	L2	8-14	8-14-2	Walker (0-2)	14-16-4	Norton (3-0)	1578	3-3	3:21

Winn-Dixie Showdown XII – Louisiana Superdome, New Orleans, La.

2-27	UNO	New Orleans, La.	W1	16-3	16-19-3	Fortenberry (1-0)	3-9-4	Benoit (2-1)	10196	4-3	3:01
2-28	Tulane	New Orleans, La.	L1	1-5	1-3-0	Johnson (1-2)	5-10-2	Bell (2-0)	10364	4-4	2:21
3-1	LSU	New Orleans, La.	L2	4-16	4-10-0	Walker (0-3)	16-12-0	Walker (0-3)	9233	4-5	2:36
3-4	UNO	New Orleans, La.	W1	19-7	19-20-2	Shupe (2-0)	7-10-3	Gomez (0-2)	474	5-5	2:56
3-6	NORTHERN ILL.	USM-PTP	W2	12-6	12-9-2	Fortenberry (2-0)	6-12-3	Miller (1-1)	1899	6-5	2:29
3-8	NORTHERN ILL.	USM-PTP	W3	10-4 (7)	10-12-4	Johnson (2-2)	4-7-0	Sankey (0-1)	-	7-5	1:58
3-8	NORTHERN ILL.	USM-PTP	W4	14-11 (7)	14-15-3	Pfaff (1-0)	11-12-5	Stringer (0-2)	1932	8-5	2:21
3-10	JACKSON STATE	USM-PTP	W5	14-2	14-15-0	Stover (1-0)	2-6-1	Woods (0-1)	1875	9-5	2:16
3-11	Southeastern La.	Hammond, La.	W6	11-0	11-16-2	Fortenberry (3-0)	0-3-2	Langlois (2-2)	461	10-5	2:38
3-13	*CINCINNATI	USM-PTP	L1	7-8 (10)	7-10-0	Pfaff (1-1)	8-8-66	Cento (2-1)	1783	10-6	3:07
3-14	*CINCINNATI	USM-PTP	W1	4-0	4-7-0	Marbury (1-0)	0-3-3	Landy (1-4)	1905	11-6	2:09
3-15	*CINCINNATI	USM-PTP	W2	13-1 (7)	13-17-0	Adams (1-0)	1-6-1	Cento (2-2)	1942	12-6	2:02
3-17	SW MO. STATE	USM-PTP	L1	8-9 (11)	8-12-2	Kee (1-1)	9-15-2	Doctor (2-0)	1836	12-7	3:38
3-18	SW MO. STATE	USM-PTP	W1	10-6	10-13-1	Grice (1-0)	6-12-1	Geitz (1-2)	1875	15-1	2:51
3-20	*UAB	Birmingham, Ala.	L1	6-7 (10)	6-12-2	Johnston (0-1)	7-13-2	Stallings (1-0)	75	13-8	3:33
3-21	*UAB	Birmingham, Ala.	L2	7-8 (10)	7-13-3	Pfaff (1-2)	8-17-2	Beyer (3-0)	100	13-9	3:08
3-22	*UAB	Birmingham, Ala.	W1	6-3	6-11-2	Johnson (3-2)	3-5-1	Donohoo (2-2)	360	14-9	2:51
3-24	Alabama	Tuscaloosa, Ala.	L1	3-13	3-9-8	Walker (0-4)	13-18-0	McWhirter (2-0)	3308	14-10	2:59
3-25	UNO	USM-PTP	W1	14-2 (7)	14-16-1	Fortenberry (4-0)	2-8-2	Gomez (0-3)	1838	15-10	1:55
3-27	*LOUISVILLE	USM-PTP	W2	8-3	8-13-2	Adams (2-0)	3-7-4	Possidento (3-0)	2052	16-10	2:07
3-28	*LOUISVILLE	USM-PTP	L1	3-5	3-11-1	Walker (0-5)	5-12-1	Stauffer (4-2)	1894	16-11	2:27
3-29	*LOUISVILLE	USM-PTP	L2	4-8	4-10-3	Johnson (3-3)	8-12-0	Bentley (5-1)	1928	16-12	2:36
4-3	*MEMPHIS	USM-PTP	W1	3-2	3-9-2	Fortenberry (5-0)	2-7-1	House (3-3)	3074	17-12	2:32
4-4	*MEMPHIS	USM-PTP	W2	13-5	13-11-1	Pfaff (2-2)	5-10-3	Hecker (2-2)	1883	18-12	2:50
4-5	*MEMPHIS	USM-PTP	W3	10-1	10-10-2	Johnson (4-3)	1-8-1	Stewart (1-3)	1972	19-12	2:17
4-7	OLE MISS	USM-PTP	L1	7-19	7-11-1	Stover (1-1)	19-21-1	Davis (2-0)	2628	19-13	3:13
4-8	OLE MISS	USM-PTP	W1	17-10	17-18-2	Shupe (3-0)	10-16-2	Mosley (1-1)	2358	20-13	3:07
4-10	*Charlotte	Charlotte, N.C.	W2	12-5	12-13-1	Walker (1-5)	5-9-1	McKay (4-4)	110	21-13	2:52
4-11	*Charlotte	Charlotte, N.C.	L1	8-10	8-7-1	Johnson (4-4)	10-13-0	Stanford (5-2)	210	21-14	2:25
4-12	*Charlotte	Charlotte, N.C.	L2	6-7	6-8-1	Fortenberry (5-1)	7-5-1	Donnick (3-0)	235	21-15	2:36
4-14	Ole Miss	Oxford, Miss.	W1	10-6	10-12-1	Walker (2-5)	6-12-0	Mosley (1-2)	752	22-15	2:32
4-15	Ole Miss	Oxford, Miss.	L1	7-15	7-14-1	Johnson (4-5)	15-16-1	Cramblitt (7-2)	701	22-16	3:08
4-18	*USF	USM-PTP	L2	3-6	3-9-2	Marbury (1-1)	6-8-2	Richberg (3-4)	1741	22-17	3:01
4-19	*USF	USM-PTP	L3	0-1 (7)	0-6-0	Walker (2-6)	1-4-2	Vigue (4-4)	-	22-18	1:28
4-19	*USF	USM-PTP	W1	6-1 (7)	6-7-1	Fortenberry (6-1)	1-4-0	Royal (2-3)	1759	23-18	1:38
4-21	MISSISSIPPI STATE	USM-PTP	W2	6-1	6-7-2	Shupe (4-0)	1-7-2	Freed (5-3)	3533	24-18	2:15
4-22	MISSISSIPPI STATE	USM-PTP	L1	3-4	3-9-2	Pfaff (2-3)	4-5-0	H. Thoms (4-2)	3619	24-19	2:18
4-24	*Saint Louis	St. Louis, Mo.	W1	5-3	5-4-4	Johnston (1-1)	3-7-6	Schaeffer (3-5)	100	25-19	2:35
4-25	*Saint Louis	St. Louis, Mo.	W2	14-0	14-20-0	Fortenberry (7-1)	0-2-3	Tippett (3-4)	57	26-19	2:15
4-26	*Saint Louis	St. Louis, Mo.	W3	14-6	14-15-2	Shupe (5-0)	6-7-4	Schlautman (0-2)	111	27-19	2:59
4-28	Mississippi State	Starkville, Miss.	L1	0-11	0-8-1	Wren (0-1)	11-14-0	Freed (6-3)	1892	27-20	2:37
5-1	HOUSTON	USM-PTP	L2	1-3	1-1-1	Fortenberry (7-2)	3-7-2	Nance (8-4)	1901	27-21	2:05
5-2	HOUSTON	USM-PTP	L3	4-6	4-9-1	Marbury (1-2)	6-13-1	McAdoo (4-2)	2195	27-22	2:30
5-3	HOUSTON	USM-PTP	L4	5-17	5-11-3	Walker (2-7)	17-21-1	Crowell (1-1)	1869	27-23	3:16
5-5	SOUTH ALABAMA	USM-PTP	W1	8-1	8-12-0	Shupe (6-0)	1-8-1	Coake (2-2)	2099	28-23	2:32
5-8	*Tulane	New Orleans, La.	L1	5-14	5-10-1	Fortenberry (7-3)	14-16-1	Echeverz (7-0)	854	28-24	3:01
5-9	*Tulane	New Orleans, La.	L2	8-21	8-14-4	Walker (2-8)	21-22-2	Bobbitt (11-1)	782	28-25	3:23
5-10	*Tulane	New Orleans, La.	L3	3-10	3-5-6	Wren (0-2)	10-12-3	Berkowitz (9-2)	812	28-26	2:27

1998 Conference USA Championship Tournament – Zephyr Field, Metairie, La.

5-13	Charlotte	Metairie, La.	L4	3-13	3-9-2	Adams (2-1)	13-13-0	Stanford (10-2)	2185	28-27	2:22
5-14	Memphis	Metairie, La.	W1	7-6	7-9-2	Kee (2-1)	6-14-3	Hiles (2-3)	1776	29-27	2:58
5-15	Houston	Metairie, La.	W2	6-5	6-16-1	Kee (3-1)	5-13-2	Moore (5-5)	602	30-27	3:04
5-16	Charlotte	Metairie, La.	L1	5-6	5-5-1	Shupe (6-1)	6-10-1	McKay (7-5)	2006	30-28	2:21

* Conference USA Game

1999 record: 40-23; home: 27-3; away: 7-14; neutral: 6-6; conference usa: 18-9

Coach Corky Palmer, second year

Date	Opponent	Site	Streak	Score	USM	W/L	Opponent	W/L	Att	Record	Time
2-13	JACKSON STATE	USM-PTP	W1	6-0	6-9-3	Rogers (W 1-0)	0-3-2	Bell (L 0-1)	1,675	1-0/0-0	2:18
2-14	JACKSON STATE	USM-PTP	W2	18-8	18-15-4	Shupe (W 1-0)	8-13-3	White (L 0-2)	661	2-0/0-0	3:10
2-16	SOUTH ALABAMA	USM-PTP	W3	2-1	2-6-0	Walker (W 1-0)	1-6-2	Head (L 0-1)	1,666	3-0/0-0	2:20

Winn Dixie Showdown XIII – Louisiana Superdome, New Orleans, La.

2-19	LSU	New Orleans, La.	L1	2-8	2-7-5	White (L 0-1)	8-5-0	Ainsworth (W 2-0)	4,789	3-1/0-0	2:32
2-20	Tulane	New Orleans, La.	W1	13-6	13-16-2	Rogers (W 2-1)	6-8-3	Berkowitz (L 0-2)	7,145	4-1/0-0	3:02
2-21	UNO	New Orleans, La.	L1	6-10	6-10-2	Walker (L 1-1)	10-12-0	Justine (W 1-1)	5,234	4-2/0-0	2:40
2-25	MISSOURI	USM-PTP	W1	9-5	9-10-1	Shupe (W 2-0)	5-9-2	Stine (L 0-1)	1,577	5-2/0-0	2:38
2-26	MIDDLE TENN. ST.	USM-PTP	L1	5-10	5-8-2	Stout (L 0-1)	10-13-0	Parsons (W 1-1)	1,720	5-3/0-0	3:25
2-27	MIDDLE TENN. ST.	USM-PTP	W1	7-3	7-14-2	Batson (W 1-0)	3-4-0	Barnett (L 0-1)	1,818	6-3/0-0	2:39
2-28	MIDDLE TENN. ST.	USM-PTP	W2	4-2	4-10-0	Walker (W 2-1)	2-8-0	Newitt (L 0-2)	1,736	7-3/0-0	1:51
3-2	UNO	USM-PTP	W3	13-6	13-14-2	White (W 1-1)	6-8-1	Benoit (L 0-1)	1,610	8-3/0-0	2:37
3-3	EASTERN ILLINOIS	USM-PTP	W4	4-3	4-7-1	Rogers (W 3-0)	3-6-3	Gage (L 0-2)	1,605	9-3/0-0	2:33
3-4	EASTERN ILLINOIS	USM-PTP	W5	4-3	4-8-3	Walker (W 3-1)	3-9-1	Zirilli (L 0-2)	1,605	10-3/0-0	2:42
3-5	EASTERN ILLINOIS	USM-PTP	W6	7-2	7-10-1	Stout (W 1-1)	2-7-1	Giarrante (L 0-2)	1,605	11-3/0-0	2:24
3-9	Alabama	Tuscaloosa, Ala.	L1	3-5	3-12-2	Calcote (L 0-1)	5-11-0	Green (W 4-0)	4,169	11-4/0-0	2:15
3-10	South Alabama	Mobile, Ala.	L2	5-12	5-9-1	Rogers (L 3-1)	12-16-1	Andrews (W 1-1)	987	11-5/0-0	2:39



Year-by-Year Results

3-16	NORTHWESTERN ST., La.	USM-PTP	W1	8-7	8-11.4	Kee (W 1-0)	7-5-1	Wardell (L 0-1)	1,627	12-5/0-0	2:30
3-17	NORTHWESTERN ST., La.	USM-PTP	W2	10-5	10-15-1	Hitt (W 1-0)	5-10-1	Stovall (L 1-1)	1,518	13-5/0-0	2:38
3-19	*SAINT LOUIS	USM-PTP	W3	9-4	9-11-0	Stout (W 2-1)	4-9-3	Warnecke (L 3-2)	1,662	14-5/1-0	2:20
3-20	*SAINT LOUIS	USM-PTP	W4	25-10	25-23-1	Walker (W 4-1)	10-13-7	Shouse (L 2-1)	1,706	15-5/2-0	3:08
3-21	*SAINT LOUIS	USM-PTP	W5	10-5	10-12-1	Steed (W 1-0)	5-14-2	Jaillet (L 1-2)	1,661	16-5/3-0	2:24
3-23	Ole Miss	Jackson, Miss.	W6	6-4	6-11-2	Hitt (W 2-0)	4-7-1	McShea (L 3-1)	2,022	17-5/3-0	3:08
3-26	*Memphis	Memphis, Tenn.	L1	1-12	1-4-3	Stout (L 2-2)	12-11-0	House (W 4-1)	437	17-6/3-1	2:15
3-27	*Memphis	Memphis, Tenn.	L2	2-3	2-5-0	Kee (L 1-1)	3-15-2	Carlson (W 1-0)	480	17-7/3-2	2:25
3-28	*Memphis	Memphis, Tenn.	L3	3-6	3-13-1	Rogers (L 3-2)	6-10-1	Dawson (W 3-2)	516	17-8/3-3	2:26
4-2	*USF	Tampa, Fla.	W1	9-4	9-14-1	Stout (W 3-2)	4-10-2	Glaser (L 7-3)	485	18-8/4-3	2:29
4-3	*USF	Tampa, Fla.	W2	3-2	3-9-4	Steed (W 2-0)	2-2-2	Vigue (L 0-4)	272	19-8/5-3	2:13
4-4	*USF	Tampa, Fla.	W3	8-4	8-14-2	Shupe (W 3-0)	4-9-0	Rivera (L 2-4)	205	20-8/6-3	2:35
4-6	OLE MISS	USM-PTP	W4	12-3	12-15-0	White (W 2-1)	3-10-3	Farrar (L 0-1)	2,376	21-8/6-3	2:59
4-7	SAMFORD	USM-PTP	L1	8-9	8-12-4	Calcote (L 0-2)	9-14-3	Dedmond (W 2-2)	1,570	21-9/6-3	2:50
4-9	*UAB	USM-PTP	W1	9-8	9-17-1	Steed (W 3-0)	8-13-1	Stodghill (L 0-1)	1,676	22-9/7-3	3:05
4-10	*UAB	USM-PTP	W2	12-6	12-14-0	Walker (W 5-1)	6-9-2	Bridenback (L 2-3)	2,024	23-9/8-3	2:26
4-11	*UAB	USM-PTP	W3	2-1	2-9-0	Kee (W 2-1)	1-5-1	Stallings (L 4-3)	2,024	24-9/9-3	2:39
4-13	Ole Miss	Oxford, Miss.	L1	4-5	4-10-1	Hitt (L 2-1)	5-7-4	Campbell (W 4-1)	1,398	14-10/9-3	3:10
4-16	*Cincinnati	Cincinnati, Ohio	L2	3-5	3-4-3	Steed (L 3-1)	5-9-2	Brandt (W 1-0)	75	24-11/9-4	2:11
4-18	*Cincinnati	Cincinnati, Ohio	W1	5-2	5-10-1	Batson (W 2-0)	2-5-0	Steele (L 1-3)	79	25-11/10-4	1:43
4-18	*Cincinnati	Cincinnati, Ohio	W2	4-3	4-5-0	Stout (W 4-2)	3-5-0	Cento (L 5-3)	95	26-11/11-4	1:52
4-20	NICHOLLS STATE	USM-PTP	W3	13-1	13-14-1	Calcote (W 1-2)	1-4-2	Bourg (L 3-4)	1,724	27-11/11-4	1:28
4-21	NICHOLLS STATE	USM-PTP	W4	12-5	12-10-2	Shupe (W 4-0)	5-13-3	Rogers (L 0-2)	1,701	28-11/11-4	2:34
4-23	*Houston	Houston, Texas	L1	3-12	3-4-2	Stout (L 4-3)	12-12-2	Crowell (W 7-2)	478	28-12/11-5	2:32
4-24	*Houston	Houston, Texas	W1	10-4-3	10-13-2	Walker (W 6-1)	4-11-1	Nance (L 4-5)	693	29-12/12-5	3:21
4-25	*Houston	Houston, Texas	L1	1-7	1-7-1	Rogers (L 3-3)	7-10-0	Sykes (W 3-2)	658	29-13/12-6	2:14
4-27	Mississippi State	Starkville, Miss.	L2	3-11	3-5-1	Calcote (L 1-3)	11-14-2	Brook (W 2-0)	2,490	29-14/12-6	2:46
4-28	Mississippi State	Starkville, Miss.	L3	2-9	2-7-1	Stout (L 4-4)	9-11-1	Larsen (W 2-0)	2,510	29-15/12-6	2:38
4-30	*CHARLOTTE	USM-PTP	W1	3-2	3-10-1	Shupe (W 5-0)	2-8-3	Poplin (L 4-3)	1,605	30-15/13-6	2:11
5-1	*CHARLOTTE	USM-PTP	W2	7-6	7-17-3	Batson (W 3-0)	6-10-0	Stanford (L 7-5)	1,676	31-15/14-6	2:33
5-2	*CHARLOTTE	USM-PTP	W3	13-6	13-14-1	Pfaff (W 1-0)	6-9-1	McKay (L 6-8)	1,752	32-15/15-6	2:48
5-4	Southeastern La.	Hammond, La.	L1	6-10	6-16-1	Stout (L 4-5)	10-15-4	Whitney (W 1-0)	347	32-16/15-6	2:39
5-5	Southeastern La.	Hammond, La.	W1	8-3	8-12-0	Calcote (W 2-3)	3-6-4	Trossclair (L 2-3)	1,547	33-16/15-6	2:03
5-7	*Louisville	Louisville, Ky.	L1	1-5	1-4-1	Rogers (L 3-4)	5-7-1	Green (W 6-3)	247	33-17/15-7	2:15
5-8	*Louisville	Louisville, Ky.	W1	8-6	8-12-1	Walker (W 7-1)	6-8-1	Sementilli (L 3-5)	363	34-17/16-7	2:50
5-9	*Louisville	Louisville, Ky.	L1	8-14	8-14-2	Batson (L 3-1)	14-14-0	Raithel (W 4-2)	354	34-18/16-8	3:17
5-14	*TULANE	USM-PTP	W1	9-8	9-14-1	Steed (W 4-1)	8-15-2	O'Gara (L 6-2)	1,828	35-18/17-8	4:31
5-15	*TULANE	USM-PTP	W2	4-3	4-11-1	Calcote (W 3-3)	3-6-1	Belanger (L 3-4)	1,887	36-18/18-8	2:45
5-16	*TULANE	USM-PTP	L1	3-8	3-5-1	Rogers (L 3-5)	8-12-2	O'Gara (W 7-2)	2,067	36-19/18-9	2:57
1999 Conference USA Championship – Millington, Tenn.											
5-19	Louisville	Millington, Tenn.	W1	10-5	10-12-0	Walker (W 8-1)	5-7-1	Green (L 6-4)	2,252	37-19/18-9	2:40
5-20	Tulane	Millington, Tenn.	L1	4-11	4-11-1	Steed (L 4-2)	11-16-1	Berkowitz (W 12-3)	2,206	37-20/18-9	2:50
5-21	Louisville	Millington, Tenn.	W1	5-2	5-7-0	Rogers (W 4-5)	2-4-2	Castellbi (L 4-2)	1,003	38-20/18-9	2:20
5-22	Tulane	Millington, Tenn.	L1	7-13	7-9-1	Batson (L 3-2)	13-16-0	Hood (W 1-0)	1,206	38-21/18-9	2:53
1999 NCAA Southeast Regional – Tuscaloosa, Ala.											
5-28	South Alabama	Tuscaloosa, Ala.	W1	20-13	20-23-3	Walker (W 9-1)	13-17-8	Head (L 7-6)	2,760	39-21/18-9	3:48
5-29	Alabama	Tuscaloosa, Ala.	L1	4-10	4-9-1	Calcote (L 2-4)	10-15-2	Blankenship (W 10-2)	3,739	39-22/18-9	3:08
5-30	South Alabama	Tuscaloosa, Ala.	W1	10-9	10-16-0	Rogers (W 5-5)	9-15-4	Head (L 7-7)	2,775	40-22/18-9	2:58
5-30	Alabama	Tuscaloosa, Ala.	L1	6-7	6-12-2	Kee (L 2-2)	7-15-0	Smith (W 4-4)	3,823	40-23/18-9	2:41

* - Conference USA Game

() - Extra Inning Game

2000 record: 32-26; home: 23-11; away: 8-13; neutral: 1-2; conference usa: 15-10

Coach Corky Palmer, third year

Date	Opponent	Site	Streak	Score	USM	W/L	Opponent	W/L	Att	Record	Time
2-13	GEORGIA STATE	USM-PTP	L1	2-4	2-6-2	Douglas (L 0-1)	4-10-2	Boughey (W 1-0)	2,024	0-1/0-0	2:30
2-14	GEORGIA STATE	USM-PTP	W1	14-8	14-14-0	Rogers, Char (W 1-0)	8-14-5	Smith (L 0-1)	1,693	1-1/0-0	2:45
2-18	at Louisiana-Lafayette	Lafayette, La.	L1	1-4	1-3-2	Calcote (L 0-1)	4-7-1	Dohmann (W 3-0)	1,007	1-2/0-0	2:10
2-19	at Louisiana-Lafayette	Lafayette, La.	L2	3-5	3-6-1	Rogers, Chad (L 0-1)	5-8-1	Templett (W 3-0)	1,027	1-3/0-0	2:20
2-20	at Louisiana-Lafayette	Lafayette, La.	L3	0-8	0-4-4	Rogers, Char. (L 1-1)	8-9-0	Gabriel (W 1-0)	1,140	1-4/0-0	2:07
2-22	LOUISIANA-MONROE	USM-PTP	W1	10-2	10-11-2	Douglas (W 1-1)	2-7-2	Orga (L 1-1)	1,510	2-4/0-0	2:28
2-23	LOUISIANA-MONROE	USM-PTP	L1	4-7	4-8-1	Calcote (L 0-2)	7-12-0	Holubec (W 4-0)	1,547	2-5/0-0	2:20
2-25	NICHOLLS STATE	USM-PTP	W1	9-3	9-10-3	Rogers, Chad (W 1-1)	3-9-4	Thompson (L 0-1)	1,749	3-5/0-0	2:36
2-26	NICHOLLS STATE	USM-PTP	W2	17-5 (7)	17-21-1	Castleman (W 1-0)	5-10-2	Gilchrist (L 1-2)	1,688	4-5/0-0	2:40
2-27	NICHOLLS STATE	USM-PTP	W3	6-0	6-8-1	Douglas (W 2-1)	0-8-3	Bourg (L 1-3)	1,710	5-5/0-0	2:15
2-29	OLE MISS	USM-PTP	W4	15-14	15-19-3	Batson (W 1-0)	14-14-3	Huisman (L 0-1)	2,742	6-5/0-0	3:30
3-1	at South Alabama	Mobile, Ala.	W5	5-2	5-10-0	Rogers, Chad (W 2-1)	2-5-1	Janecek (L 0-2)	702	7-5/0-0	2:34
3-4	at UNO	New Orleans, La.	L1	7-8	7-7-2	Smith (L 0-1)	8-11-1	Hatch (W 2-1)	482	7-6/0-0	2:50
3-5	UNO	USM-PTP	L2	9-10	9-13-2	Christian (L 0-1)	10-14-1	Thompson (W 1-0)	1,741	7-7/0-0	3:30
3-7	at Middle Tenn. St.	Murfreesboro, Tenn.	W1	7-3	7-9-2	Batson (W 2-0)	3-10-3	Moates (L 1-2)	250	8-7/0-0	2:45
3-8	at Middle Tenn. St.	Murfreesboro, Tenn.	L1	3-7	3-9-1	Calcote (L 0-3)	7-12-1	Lammers (W 2-0)	250	8-8/0-0	2:27
3-10	BELMONT	USM-PTP	W1	7-6 (13)	7-14-3	Sells (W 1-0)	6-12-5	Tabb (L 0-1)	1,664	9-8/0-0	4:25
3-11	BELMONT	USM-PTP	W2	4-0	4-7-0	Rogers, Chad (W 3-1)	0-8-4	Fisher (L 3-2)	1,588	10-8/0-0	2:40
3-13	at Ole Miss	Oxford, Miss.	L1	4-12	4-10-4	Christian (L 0-2)	12-14-0	Liberto (W 1-0)	1,929	10-9/0-0	2:46
3-17	*MEMPHIS	USM-PTP	W1	3-2 (10)	3-7-0	Stout (W 1-0)	2-10-1	Leicester (L 0-4)	1,715	11-9/1-0	2:54
3-18	*MEMPHIS	USM-PTP	W2	10-9	10-14-4	Paul (W 1-0)	9-10-2	Castor (L 2-3)	1,636	12-9/2-0	2:50
3-21	at Alabama	Tuscaloosa, Ala.	L1	5-6 (10)	5-10-2	Calcote (L 0-4)	6-12-2	Murphy (W 4-0)	2,435	12-10/2-0	2:45
3-24	*USF	USM-PTP	W1	14-2	14-17-2	Rogers, Chad (W 4-1)	2-4-2	Gorman (L 5-3)	1,695	13-10/3-0	2:05
3-24	*USF	USM-PTP	W2	14-6	14-17-1	Douglas (W 3-1)	6-11-3	Vigue (L 4-4)	1,746	14-10/4-0	2:57
3-26	*USF	USM-PTP	W3	6-4	6-7-1	Rogers, Char. (W 2-1)	4-6-2	Brown (L 2-5)	1,541	15-10/5-0	2:07



Year-by-Year Results

3-28	SW MISSOURI STATE	USM-PTP	W4	7-5	7-12-1	Stout (W 2-0)	5-8-2	Ziegler (L 1-3)	1,669	16-10/5-0	2:37
3-29	SW MISSOURI STATE	USM-PTP	W5	8-4	8-9-3	Paul (W 2-0)	4-8-3	Hansen (L 0-2)	1,578	17-10/5-0	2:31
3-31	*at Saint Louis	St. Louis, Mo.	W6	2-0	2-6-0	Rogers, Chad (W 5-1)	0-4-1	Shouse (L 1-5)	183	18-10/6-0	1:56
4-1	*at Saint Louis	St. Louis, Mo.	W7	4-2 (10)	4-13-0	Stout (W 3-0)	2-5-0	Warnecke (L 2-2)	143	19-10/7-0	2:44
4-2	*at Saint Louis	St. Louis, Mo.	L1	4-8	4-9-3	Sells (L 1-1)	8-11-0	Placzek (W 2-1)	130	19-11/7-1	2:21
4-5	JACKSON STATE	USM-PTP	W1	14-2 (5)	14-14-1	Christian (W 1-2)	2-6-2	Norman (L 0-3)	1,532	20-11/7-1	1:40
4-5	JACKSON STATE	USM-PTP	W2	15-7	15-16-1	Sells (W 2-1)	7-6-1	Lee (L 0-1)	2,027	21-11/7-1	2:15
4-7	*LOUISVILLE	USM-PTP	W3	5-2	5-8-5	Stout (W 4-0)	2-3-0	Bentley (L 1-2)	1,687	22-11/8-1	2:30
4-8	*LOUISVILLE	USM-PTP	W4	8-4	8-12-2	Douglas (W 4-1)	4-7-2	Raithel (L 2-5)	2,191	23-11/9-1	2:34
4-9	*LOUISVILLE	USM-PTP	W5	15-3	15-15-1	Paul (W 3-0)	3-9-1	Green (L 0-5)	1,811	24-11/10-1	2:27
4-11	ALABAMA	USM-PTP	L1	6-8 (11)	6-13-0	Rogers, Chad (L 5-2)	8-15-3	Cormier (W 4-3)	2,172	24-12/10-1	3:25
4-15	*at Charlotte	Charlotte, N.C.	L2	2-4	2-4-3	Rogers, Chad (L 5-3)	4-9-1	Baker (W 7-4)	320	24-13/10-2	1:54
4-16	*at Charlotte	Charlotte, N.C.	L3	2-3 (7)	2-4-0	Douglas (L 4-2)	3-7-0	Treadway (W 9-4)	320	24-14/10-3	1:48
4-19	SOUTH ALABAMA	USM-PTP	L4	4-6	4-10-3	Rogers, Char. (L 2-2)	6-11-0	Cooke (W 2-3)	1,807	24-15/10-3	2:45
4-21	*at UAB	Birmingham, Ala.	W1	12-1	12-12-1	Rogers, Chad (W 6-3)	1-8-3	Shaw (L 1-4)	380	25-15/11-3	2:20
4-22	*at UAB	Birmingham, Ala.	W2	3-0	3-7-2	Douglas (W 5-2)	0-4-2	Jolly (L 2-2)	570	26-15/12-3	2:31
4-23	*at UAB	Birmingham, Ala.	L1	7-10	7-12-0	Sells (L 2-2)	10-13-0	Stallings (W 4-7)	270	26-16/12-4	3:30
4-25	MISSISSIPPI STATE	USM-PTP	W1	10-6	10-13-4	Christian (W 2-2)	6-10-2	Collums (L 2-1)	4,310	27-16/12-4	2:42
4-26	MISSISSIPPI STATE	USM-PTP	L1	5-8	5-12-3	Castleman (L 1-1)	8-8-0	Young (W 3-0)	4,139	27-17/12-4	2:46
4-28	*CINCINNATI	USM-PTP	W1	16-3	16-15-0	Rogers, Chad (W 7-3)	3-8-1	Miranda (L 4-6)	1,695	28-17/13-4	2:53
4-29	*CINCINNATI	USM-PTP	W2	8-2	8-10-2	Douglas (W 6-2)	2-6-1	List (L 2-3)	1,833	29-17/14-4	2:30
4-30	*CINCINNATI	USM-PTP	L1	10-16	10-11-1	Sells (L 2-3)	16-15-4	Fields (W 2-1)	1,834	29-18/14-5	3:32
5-2	SOUTHEASTERN La.	USM-PTP	L2	5-10	5-9-2	Rogers, Char. (L 2-3)	10-13-1	Trosclair (W 2-0)	1,666	29-19/14-5	2:30
5-3	at UNO	New Orleans, La.	W1	15-3	15-19-0	Christian (W 3-2)	3-5-3	Selzmick (L 1-2)	395	30-19/14-5	2:50
5-5	*at Tulane	New Orleans, La.	L1	2-3	2-8-0	Rogers, Chad (L 7-4)	3-8-1	Bonilla (W 7-3)	2,486	30-20/14-6	2:29
5-6	*at Tulane	New Orleans, La.	L2	3-10	3-11-1	Douglas (L 6-3)	10-12-0	Berkowitz (W 12-1)	2,135	30-21/14-7	3:02
5-7	*at Tulane	New Orleans, La.	W1	7-4	7-11-1	Christian (W 4-2)	4-13-2	O'Gara (L 5-4)	2,235	31-21/15-7	2:46
5-12	*HOUSTON	USM-PTP	L1	10-15	10-13-2	Rogers, Chad (L 7-5)	15-14-2	Crowell (W 12-2)	1,897	31-22/15-8	2:50
5-13	*HOUSTON	USM-PTP	L2	1-8	1-6-3	Douglas (L 6-4)	8-8-0	Nance (W 7-1)	1,847	31-23/15-9	2:36
5-14	*HOUSTON	USM-PTP	L3	5-7	5-11-1	Rogers, Char. (L 2-4)	7-17-0	Dieudonne (W 3-3)	1,694	31-24/15-10	2:53

2000 Conference USA Championship – St. Petersburg, Fla.

5-17	Cincinnati	St. Petersburg, Fla.	L4	2-7 (10)	2-6-2	Stout (L 4-1)	7-10-0	Moak (W 6-2)	N/A	31-25/15-10	2:56
5-18	Tulane	St. Petersburg, Fla.	W1	10-9	10-13-4	Rogers, Char. (W 3-4)	9-8-0	Berkowitz (L 12-3)	N/A	32-25/15-10	3:07
5-19	UAB	St. Petersburg, Fla.	L1	6-10	6-8-3	Castleman (L 1-2)	10-11-1	Sommerfield (W 2-1)	N/A	32-26/15-10	2:58

* - Conference USA Game

() - Extra Inning Game

2001 record: 27-32; home 16-13; away 8-17; neutral: 3-2; conference usa: 11-16

Coach Corky Palmer, fourth year

Date	Opponent	Site	Streak	Score	USM	W/L	Opponent	W/L	Att	Record	Time
2-9	EVANSVILLE	USM-PTP	W1	6-5	6-9-0	Castleman (W 1-0)	5-11-1	Obenchain (L 0-1)	2,045	1-0/0-0	2:16
2-10	EVANSVILLE	USM-PTP	L1	0-2	0-5-1	Stewart (L 0-1)	2-4-2	Serafini (W 1-0)	2,251	1-1/0-0	2:14
2-11	EVANSVILLE	USM-PTP	L2	3-4	3-11-2	McCroy (L 0-1)	4-9-0	Miller (W 1-0)	2,098	1-2/0-0	2:44
2-13	SOUTH ALABAMA	USM-PTP	L3	9-16	9-12-5	Bowden (L 0-1)	16-16-3	Almond (W 1-0)	1,891	1-3/0-0	3:30
2-16	LOUISIANA-LAFAYETTE	USM-PTP	W1	5-1	5-11-0	Chad Rogers (W 1-0)	1-8-1	Temple (L 2-1)	2,198	2-3/0-0	2:14
2-17	LOUISIANA-LAFAYETTE	USM-PTP	W2	6-4	6-11-2	Castleman (W 2-0)	4-11-1	O'Brien (L 0-1)	2,198	3-3/0-0	2:51
2-18	LOUISIANA-LAFAYETTE	USM-PTP	W3	4-2	4-7-2	Stewart (W 1-1)	4-9-0	Gros (L 0-2)	2,098	4-3/0-0	2:44
2-20	at Louisiana-Monroe	Monroe, La.	W4	2-0	2-7-1	Douglas (W 1-0)	0-4-2	Lind (L 0-1)	1,005	5-3/0-0	2:30
2-21	at Louisiana-Monroe	Monroe, La.	W5	6-2	6-12-0	Robinson (W 1-0)	2-5-1	Giammanco (L 0-1)	541	6-3/0-0	2:33
2-23	SAMFORD	USM-PTP	W6	5-2	5-3-1	Chad Rogers (W 2-0)	2-6-3	Allred (L 1-2)	1,960	7-3/0-0	2:13
2-24	SAMFORD	USM-PTP	W7	14-4	14-14-0	Charlie Rogers (W 1-0)	4-8-2	Tharpe (L 0-2)	1,936	8-3/0-0	2:20
2-25	SAMFORD	USM-PTP	W8	5-4	5-4-1	Rawson (W 1-0)	4-9-2	Weeks (L 0-1)	1,970	9-3/0-0	2:05

Ole Miss Invitational – Oxford, Miss.

3-2	vs. Arizona	Oxford, Miss.	W9	14-4	14-14-1	Chad Rogers (3-0)	4-12-2	Kaiser (L 4-2)	266	10-3/0-0	2:35
3-4	at Ole Miss	Oxford, Miss.	L1	2-3	2-6-1	Douglas (L 1-1)	3-8-1	Goodwin (W 2-1)	1,245	10-4/0-0	2:25
3-7	at UAB	Birmingham, Ala.	L2	2-3	2-10-3	Castleman (L 2-1)	3-4-0	Bush (W 1-0)	624	10-5/0-0	3:12
3-8	MISSISSIPPI VALLEY ST.	USM-PTP	W1	15-1	15-12-0	Robinson (W 2-0)	1-5-4	Grantham (L 0-3)	1,942	11-5/0-0	2:32
3-10	at UNO	New Orleans, La.	L1	0-3	0-0-2	Chad Rogers (L 3-1)	3-7-0	Lipari (W 4-1)	1,074	11-6/0-0	1:58
3-11	UNO	USM-PTP	W1	8-0	8-13-2	Douglas (W 2-1)	0-7-0	Hatch (L 1-2)	2,012	12-6/0-0	2:13
3-12	at Southeastern La.	Hammond, La.	W2	4-2	4-8-4	Stewart (W 2-1)	2-8-2	Kaplan (L 1-4)	636	13-6/0-0	2:22
3-16	*at Houston	Houston, Texas	L1	2-4	2-10-1	Chad Rogers (L 3-2)	4-7-2	Sullivan (W 1-4)	607	13-7/0-1	2:42
3-17	*at Houston	Houston, Texas	L2	0-6	0-6-1	Douglas (L 2-2)	6-8-1	Faught (W 1-4)	634	13-8/0-2	2:01
3-18	*at Houston	Houston, Texas	L3	3-4	3-10-2	Castleman (L 2-2)	4-9-0	Henderson (W 1-0)	624	13-9/0-3	3:12
3-19	at South Alabama	Mobile, Ala.	L4	1-14	1-6-3	Stewart (L 2-2)	14-17-2	Almond (W 2-0)	331	13-10/0-3	2:53
3-20	JACKSON STATE	USM-PTP	L5	3-5	3-11-4	Castleman (L 2-3)	5-9-2	Lane (W 2-2)	1,899	13-11/0-3	2:45
3-23	*CHARLOTTE	USM-PTP	W1	5-2	5-6-4	Chad Rogers (W 4-2)	2-8-3	Treadway (L 1-3)	1,972	14-11/1-3	2:30
3-24	*CHARLOTTE	USM-PTP	W2	11-10	11-13-3	Winningham (W 1-0)	10-13-0	Chaney (L 2-1)	1,961	15-11/2-3	2:29
3-25	*CHARLOTTE	USM-PTP	L1	2-5	2-10-2	Charlie Rogers (L 1-1)	5-6-1	Maine (W 6-2)	1,990	15-12/2-4	2:43
3-27	UNO	USM-PTP	L2	2-5	2-11-1	Castleman (L 2-4)	5-9-2	Shanks (W 1-2)	2,255	15-13/2-4	2:48
3-31	*at Louisville	Louisville, Ky.	L3	3-5	3-10-3	Chad Rogers (L 4-3)	5-10-0	Tisdale (W 6-2)	140	15-14/2-5	2:20
3-31	*at Louisville	Louisville, Ky.	W1	8-3	8-11-0	Douglas (W 3-2)	3-4-2	Williams (L 3-5)	169	16-14/3-5	2:48
4-1	*at Louisville	Louisville, Ky.	L1	3-6	3-6-2	Charlie Rogers (L 1-2)	6-9-0	Ring (W 4-2)	241	16-15/3-6	2:42
4-4	at Alabama	Tuscaloosa, Ala.	L2	4-7	4-9-2	McCroy (L 0-1)	7-8-0	Sanders (W 2-0)	5,316	16-16/3-6	2:33
4-6	*SAINT LOUIS	USM-PTP	L3	7-8	7-15-2	Chad Rogers (L 4-4)	8-17-2	Hutton (W 5-2)	1,971	16-17/3-7	3:14
4-7	*SAINT LOUIS	USM-PTP	W1	11-5	11-14-1	Douglas (W 4-2)	5-9-1	Jaillet (L 4-3)	2,016	17-17/4-7	2:25
4-8	*SAINT LOUIS	USM-PTP	W2	6-2	6-9-1	Charlie Rogers (W 2-2)	2-10-3	Shouse (L 2-3)	1,944	18-17/5-7	2:28
4-9	OLE MISS	USM-PTP	L1	9-11	9-9-2	Stewart (L 2-3)	11-12-1	Possey (W 2-1)	3,662	18-18/5-7	3:04
4-13	*at Memphis	Memphis, Tenn.	L2	1-2	1-3-0	Castleman (L 2-5)	2-5-0	Wiedmeyer (W 4-5)	325	18-19/5-8	2:19
4-14	*at Memphis	Memphis, Tenn.	L3	2-5	2-9-2	Chad Rogers (L 4-5)	5-8-2	Cartwright (W 3-2)	302	18-20/5-9	2:32
4-15	*at Memphis	Memphis, Tenn.	W1	3-2	3-9-0	Rawson (W 2-0)	2-6-0	Edwards (L 3-2)	250	19-20/6-9	2:00
4-17	at Mississippi State	Starkville, Miss.	W2	6-2	6-7-1	Stewart (W 3-3)	2-7-0	Larson (L 2-4)	2,081	20-20/6-9	2:39



Year-by-Year Results

4-18	at Mississippi State	Starkville, Miss.	L1	4-6	4-6-3	Robinson (L 2-1)	6-8-3	Medders (W 5-1)	1,962	20-21/6-9	2:30
4-20	*TULANE	USM-PTP	L2	4-6	4-10-2	Douglas (L 4-3)	6-12-1	Foster (W 8-3)	2,126	20-22/6-10	2:30
4-21	*TULANE	USM-PTP	L3	9-17	9-12-2	Charlie Rogers (L 2-3)	17-17-2	Melius (W 7-1)	2,217	20-23/6-11	3:10
4-22	*TULANE	USM-PTP	L4	3-22	3-7-2	Chad Rogers (L 4-6)	22-22-1	Bourgeois (W 2-1)	2,141	20-24/6-12	2:30
4-24	TROY STATE	USM-PTP	L5	4-9	4-9-1	Dewitt (L 0-1)	4-9-1	Winters (W 2-1)	1,882	20-25/6-12	2:40
4-25	*at USF	Tampa, Fla.	L6	0-3	0-10-0	Douglas (L 4-4)	3-6-0	Uhl (W 4-3)	525	20-26/6-13	2:20
4-28	*at USF	Tampa, Fla.	L7	8-17	8-10-4	McCrony (L 0-2)	17-17-2	Vigue (W 6-3)	305	20-27/6-14	2:42
4-29	*at USF	Tampa, Fla.	W1	5-2	5-9-1	Stewart (W 4-3)	2-9-1	Royal (L 3-4)	290	21-27/7-14	2:17
5-2	SOUTHEASTERN La.	USM-PTP	L1	3-10	3-7-1	Dewitt (L 0-2)	10-18-1	Kaplan (W 2-5)	1,961	21-28/7-14	3:00
5-4	*at Cincinnati	Cincinnati, Ohio	L2	5-7	5-11-0	Douglas (L 4-5)	7-9-0	Borsa (W 5-5)	226	21-29/7-15	2:21
5-5	*at Cincinnati	Cincinnati, Ohio	L3	6-14	6-7-1	Stewart (L 4-4)	14-11-1	Maynard (W 3-0)	239	21-30/7-16	2:50
5-6	*at Cincinnati	Cincinnati, Ohio	W1	11-2	11-11-0	Chad Rogers (L 5-6)	2-7-0	Reineke (L 4-2)	451	22-30/8-16	2:27
5-11	*UAB	Birmingham, Ala.	W2	5-1	5-9-1	Douglas (W 5-5)	1-4-2	Yarbrough (L 4-5)	1,957	23-30/9-16	2:15
5-12	*UAB	Birmingham, Ala.	W3	12-1	12-15-0	Stewart (W 5-4)	1-9-1	Parks (L 5-1)	1,950	24-30/10-16	2:42
5-13	*UAB	Birmingham, Ala.	W4	8-6	8-9-3	Charlie Rogers (L 6-6)	6-8-2	Allen (L 4-6)	1,872	25-30/11-16	3:00
2001 Conference USA Championship Tournament – Metairie, La.											
5-16	Houston	New Orleans, La.	W5	6-2	6-12-5	Chad Rogers (W 4-4)	2-4-1	Whatley (L 4-2)	3,206	26-30/11-16	2:32
5-17	USF	New Orleans, La.	W6	18-5	18-20-0	Douglas (W 6-5)	5-11-3	Vigue (L 7-4)	2,002	27-30/11-16	3:01
5-19	USF	New Orleans, La.	L1	4-6	4-6-0	Dewitt (L 0-3)	6-16-4	Richtberg (W 4-3)	3,545	27-31/11-16	2:37
5-20	USF	New Orleans, La.	L2	4-7	4-9-2	Castleman (L 2-6)	7-16-0	Bartz (W 4-2)	3,545	27-32/11-16	2:43

* - Conference USA Game
 () - Extra Inning Game

2002 record: 36-22; home 24-9; away 9-11; neutral 3-2; conference usa: 18-11

Coach Corky Palmer, Fifth Year

Date	Opponent	Site	Streak	Score	USM	W/L	Opponent	W/L	Att	Record	Time
2-15	LIPSCOMB	USM-PTP	W1	15-2	15-14-2	Douglas (W 1-0)	2-6-0	Patton (L 0-2)	1,936	1-0/0-0	2:36
2-16	LIPSCOMB	USM-PTP	W2	8-5	8-5-3	Hurley (W 1-0)	5-8-3	Pack (L 0-1)	2,601	2-0/0-0	2:46
2-17	LIPSCOMB	USM-PTP	W3	9-2	9-11-0	Rogers (W 1-0)	2-7-0	Edwards (L 0-2)	2,015	3-0/0-0	2:28
2-19	SOUTH ALABAMA	USM-PTP	W4	7-3	7-10-2	Castleman (W 1-0)	3-4-3	Girardeau (L 2-1)	1,844	4-0/0-0	2:12
Bank One Lake Area Classic – Lake Charles, La.											
2-22	Louisiana-Monroe	Lake Charles, La.	W5	7-4	7-8-3	Douglas (W 2-0)	4-6-2	Giammanco (L 0-1)	203	5-0/0-0	2:47
2-23	McNeese State	Lake Charles, La.	L1	7-9	7-10-2	McCrony (L 0-1)	9-12-0	Gothreaux (W 1-1)	716	5-1/0-0	2:55
2-24	Nebraska	Lake Charles, La.	W1	6-5	6-7-0	Rogers (W 2-0)	5-8-2	Shirek (L 0-1)	275	6-1/0-0	3:06
2-27	OLE MISS	USM-PTP	W2	5-1	5-11-1	Castleman (W 2-0)	1-8-3	Beam (L 1-1)	2,888	7-1/0-0	2:58
3-1	BUFFALO	USM-PTP	W3	14-5	14-17-3	Douglas (W 3-0)	5-8-1	Dunford (L 0-1)	1,702	8-1/0-0	2:55
3-2	BUFFALO	USM-PTP	W4	18-6	18-17-0	Stewart (W 1-0)	6-14-0	Leslie (L 0-1)	2,061	9-1/0-0	2:55
3-3	BUFFALO	USM-PTP	L1	5-8	5-11-0	Rogers (L 2-1)	8-12-4	Sullivan (W 1-0)	1,752	9-2/0-0	2:56
3-5	LOUISIANA-MONROE	USM-PTP	W1	15-2	15-22-0	McCrony (W 1-1)	2-5-2	Guilloy (L 0-1)	1,801	10-2/0-0	2:13
3-6	LOUISIANA-MONROE	USM-PTP	L1	1-4	1-4-3	Castleman (L 2-1)	4-10-2	Shoup (W 1-1)	1,768	10-3/0-0	2:10
3-8	EASTERN ILLINOIS	USM-PTP	W1	5-0	5-7-0	Douglas (W 4-0)	0-3-0	Mietz (L 0-2)	1,870	11-3/0-0	2:23
3-9	EASTERN ILLINOIS	USM-PTP	L1	6-11	6-10-4	Stewart (L 1-1)	11-13-1	White (W 2-0)	1,751	11-4/0-0	3:00
3-10	EASTERN ILLINOIS	USM-PTP	W1	4-2	4-7-2	Rogers (W 3-1)	2-5-1	Gray (L 0-2)	1,785	12-4/0-0	2:25
3-15	*at TCU	Ft. Worth, Texas	L1	6-8	6-8-1	Douglas (L 4-1)	8-10-0	Jerome (W 2-2)	128	12-5/0-1	2:36
3-16	*at TCU	Ft. Worth, Texas	W1	10-9 (10)	10-9-1	Hurley (W 2-0)	9-17-2	Weems (L 0-1)	308	13-5/1-1	3:20
3-17	*at TCU	Ft. Worth, Texas	W2	8-3	8-15-0	Rogers (W 4-1)	3-7-0	Shoemaker (L 2-2)	338	14-5/2-1	2:31
3-19	at Ole Miss	Oxford, Miss.	L1	2-7	2-9-1	Stewart (L 1-2)	7-12-1	Montrems (W 5-1)	1,991	14-6/2-1	2:53
3-20	at UNO	New Orleans, La.	L2	8-10	8-11-3	Dewitt (L 0-1)	10-11-2	Stander (W 1-2)	479	14-7/2-1	2:55
3-22	*CINCINNATI	USM-PTP	W1	2-0	2-8-0	Douglas (W 5-1)	0-4-0	Borsa (L 3-3)	1,823	15-7/3-1	2:13
3-23	*CINCINNATI	USM-PTP	W2	17-3	17-22-1	McCrony (W 2-1)	3-8-0	Pennington (L 4-2)	1,880	16-7/4-1	2:42
3-24	*CINCINNATI	USM-PTP	W3	8-0	8-11-3	Rogers (W 5-1)	0-7-1	Reel (L 0-2)	1,935	17-7/5-1	2:08
3-26	South Alabama	Mobile, Ala.	L1	5-6 (10)	5-10-3	Dewitt (L 0-2)	6-14-1	Wood (W 2-1)	1,762	17-8/5-1	3:06
3-29	*HOUSTON	USM-PTP	L2	2-3 (10)	2-8-2	Russom (L 0-1)	3-12-0	Crain (W 3-0)	2,123	17-9/5-2	3:00
3-30	*HOUSTON	USM-PTP	W1	8-4	8-10-0	McCrony (W 3-1)	4-9-1	Whatley (L 6-2)	1,937	18-9/6-2	2:44
3-31	*HOUSTON	USM-PTP	L1	6-7 (13)	6-8-4	Dewitt (L 0-3)	7-10-4	Crain (W 4-0)	1,816	18-10/6-3	3:46
4-2	at Alabama	Tuscaloosa, Ala.	L1	3-4	3-12-0	Hurley (L 2-1)	4-8-1	Reed (W 2-0)	5,252	18-11/6-3	2:28
4-5	*at Charlotte	Charlotte, N.C.	W1	9-3	9-12-0	Douglas (W 6-1)	3-9-1	Gambale (L 2-1)	231	19-11/7-3	2:55
4-6	*at Charlotte	Charlotte, N.C.	W2	10-4	10-10-2	McCrony (L 4-1)	4-7-2	Savage (L 3-4)	414	20-11/8-3	2:50
4-7	*at Charlotte	Charlotte, N.C.	W3	7-5 (11)	7-15-1	Dewitt (W 1-3)	5-13-0	Chaney (L 0-1)	247	21-11/9-3	3:48
4-9	SOUTHEASTERN La.	USM-PTP	W4	6-4	6-7-1	Hurley (W 3-1)	4-12-0	Labiche (L 0-2)	1,849	22-11/9-3	2:25
4-10	UNO	USM-PTP	W5	13-2	13-10-0	Stewart (W 2-2)	2-8-1	Diamond (L 0-2)	1,817	23-11/9-3	2:42
4-12	*LOUISVILLE	USM-PTP	W6	7-2	7-12-1	Douglas (W 7-1)	2-10-3	Barber (L 1-3)	1,895	24-11/10-3	2:47
4-13	*LOUISVILLE	USM-PTP	L1	1-3	1-5-1	McCrony (L 4-2)	3-9-0	Tisdale (W 5-1)	2,383	24-12/10-4	2:36
4-14	*LOUISVILLE	USM-PTP	L2	9-11	9-13-0	Dewitt (L 1-4)	11-18-0	Fernandez (L 3-1)	1,906	24-13/10-5	3:09
4-16	MISSISSIPPI STATE	USM-PTP	L3	2-19	2-7-3	Blakeney (L 2-2)	19-14-1	Blakeney (W 2-2)	4,175	24-14/10-5	3:05
4-17	MISSISSIPPI STATE	USM-PTP	W1	6-3	6-5-3	Stewart (W 3-2)	3-4-0	Young (W 4-1)	3,835	25-14/10-5	2:20
4-19	*at Saint Louis	St. Louis, Mo.	W2	5-0	5-12-0	Douglas (W 8-1)	0-5-0	Baumgartner (L 0-3)	186	26-14/12-6	2:21
4-20	*at Saint Louis	St. Louis, Mo.	L1	5-6	5-7-0	Guntorius (L 0-2)	6-5-2	Guntorius (W 1-1)	186	26-15/12-6	2:28
4-24	at Southeastern La.	Hammond, La.	W1	19-5	19-28-2	Stewart (W 4-2)	5-10-3	Lambert (L 1-2)	643	27-15/12-6	3:03
4-26	*at UAB	Birmingham, Ala.	W2	5-4	5-11-3	Russom (W 1-2)	4-6-0	Cillo (L 1-1)	203	28-15/13-6	2:58
4-27	*at UAB	Birmingham, Ala.	W3	7-6	7-13-2	Castleman (W 3-2)	6-11-1	Gillo (L 1-2)	279	29-15/13-6	2:38
4-28	*at UAB	Birmingham, Ala.	L1	4-5	4-8-1	Rogers (L 5-1)	5-9-1	Burgett (W 1-2)	311	29-16/13-7	2:21
4-30	MISS. VALLEY ST.	USM-PTP	W1	9-0	9-10-1	Hurley (W 4-1)	0-9-2	Liberto (L 5-5)	1,817	30-16/14-7	2:30
5-1	*MEMPHIS	USM-PTP	W2	16-5	16-13-0	Douglas (W 9-1)	5-8-4	Stehdt (L 0-5)	1,895	31-16/15-7	2:50
5-2	*MEMPHIS	USM-PTP	W3	11-2	11-16-2	McCrony (W 5-2)	2-9-4	Novarese (L 4-5)	1,945	32-16/16-7	2:40
5-3	*MEMPHIS	USM-PTP	W4	9-4	9-12-1	Stewart (W 5-2)	4-11-0	O'Malley (L 4-4)	1,955	33-16/16-7	2:30
5-10	*EAST CAROLINA	USM-PTP	W5	12-7	12-13-1	Douglas (W 10-1)	7-13-3	Sears (L 6-2)	2,039	34-16/17-7	2:30
5-11	*EAST CAROLINA	USM-PTP	W6	5-1	5-5-0	McCrony (W 6-2)	1-7-3	Sears (L 6-3)	1,941	35-16/18-7	3:10
5-12	*EAST CAROLINA	USM-PTP	L1	7-11	7-11-3	Stewart (L 5-2)	11-16-1	Mandryk (W 6-2)	1,922	35-17/18-8	2:07
5-16	*at Tulane	New Orleans, La.	L2	0-7	0-7-3	Douglas (L 10-2)	7-12-0	Bourgeois (W 10-2)	2,329	35-18/18-9	2:51



Year-by-Year Results

5-17	*at Tulane	New Orleans, La.	L3	2-9	2-6-4	McCrary (L 6-3)	8-8-3	Richardson (W 4-5)	2,516	35-19/18-10	2:42
5-18	*at Tulane	New Orleans, La.	L4	4-7	4-10-4	Stewart (L 5-4)	7-12-0	Kline (W 4-3)	2,815	35-20/18-11	2:45
2002 Conference USA Championship Tournament – Kinston, N.C.											
5-21	vs. Tulane	Kinston, N.C.	W1	7-3	7-8-1	McCrary (W 7-3)	3-7-1	Comarda (L 1-4)	2,000	36-20/18-11	3:00
5-22	vs. Houston	Kinston, N.C.	L1	1-7	1-6-1	Douglas (L 10-3)	7-10-1	Sullivan (W 11-1)	2,000	36-21/18-11	2:53
5-23	vs. Tulane	Kinston, N.C.	L2	5-12	5-10-4	Stewart (L 5-5)	12-13-1	Richardson (W 6-5)	2,000	36-22/18-11	2:29

* - Conference USA Game
() - Extra Inning Game

2003 record: 47-16; home 25-7; away 18-8; neutral 4-1; conference usa: 23-7

Coach Corky Palmer, sixth year

Date	Opponent	Site	Streak	Score	USM	W/L	Opponent	W/L	Att	Record	Time
2-14	MCNEESE STATE	USM-PTP	L1	2-4	2-9-0	Russum (L 0-1)	4-8-0	Begnaud (W 1-0)	1,751	0-1/0-0	2:24
2-15	MCNEESE STATE	USM-PTP	W1	7-6	7-10-2	Tubb (W 1-0)	6-7-3	Gulledge (L 0-1)	1,720	1-1/0-0	2:45
2-16	MCNEESE STATE	USM-PTP	W2	8-7	8-9-0	Nicholas (W 1-0)	7-10-1	Marceaux (L 0-1)	1,914	2-1/0-0	3:00
2-18	at UNO	New Orleans, La.	W3	13-1	13-16-3	Dewitt (W 1-0)	1-3-1	Bourgeois (L 1-1)	436	3-1/0-0	2:46

Coca-Cola Classic – Mobile, Ala.

2-22	Northwestern	Mobile, Ala.	L1	1-5	1-6-2	Russum (L 0-2)	5-7-0	Konecy (W 2-0)	50	3-2/0-0	2:25
2-22	St. John's	Mobile, Ala.	W1	13-12	13-18-3	McCrary (W 1-0)	12-17-2	Tamulionis (L 0-1)	1,475	4-2/0-0	3:40
2-23	South Alabama	Mobile, Ala.	W2	8-0	8-13-1	Castleman (W 1-0)	0-11-1	Shirek (L 0-1)	1,125	5-2/0-0	2:58
2-28	LOUISIANA TECH	USM-PTP	W3	6-2	6-8-4	Dewitt (W 2-0)	2-6-1	Kirkendall (L 1-2)	1,730	6-2/0-0	2:11
3-1	LOUISIANA TECH	USM-PTP	W4	17-15	17-14-2	Tubb (W 2-0)	15-21-3	Lacy (L 0-1)	1,644	7-2/0-0	2:55
3-2	LOUISIANA TECH	USM-PTP	W5	10-4	10-10-1	Best (W 1-0)	4-12-2	Toal (L 1-1)	2,061	8-2/0-0	2:55
3-4	at Louisiana-Monroe	Monroe, La.	L1	1-8	1-5-0	Russum (L 0-3)	8-6-1	McConnell (W 1-0)	871	8-3/0-0	2:16
3-5	at Louisiana-Monroe	Monroe, La.	W1	6-2	6-10-0	McCrary (W 2-0)	2-8-0	Durham (L 0-1)	503	9-3/0-0	2:38
3-7	SOUTHEAST MO. ST.	USM-PTP	L1	2-9	2-9-4	Dewitt (L 2-1)	9-10-0	Alvarez (W 3-0)	1,839	9-4/0-0	2:54
3-8	SOUTHEAST MO. ST.	USM-PTP	W1	7-5	7-12-2	Castleman (W 2-0)	5-15-2	Beever (L 0-4)	1,835	10-4/0-0	2:26
3-9	SOUTHEAST MO. ST.	USM-PTP	W2	14-2	14-9-2	Russum (W 1-3)	2-4-1	Nourie (L 0-2)	1,764	11-4/0-0	2:19
3-11	TEMPLE	USM-PTP	W3	23-9	23-22-3	McCrary (W 3-0)	9-11-0	Stamm (L 0-1)	1,795	12-4/0-0	3:15
3-14	*SAINT LOUIS	USM-PTP	W4	13-1	13-18-1	Dewitt (W 3-1)	1-5-2	Lawson (L 1-2)	1,795	13-4/1-0	2:34
3-15	*SAINT LOUIS	USM-PTP	W5	11-0	11-15-0	McCrary (W 4-0)	0-5-1	Hutton (L 0-2)	1,848	14-4/2-0	2:25
3-16	*SAINT LOUIS	USM-PTP	W6	9-6	9-15-0	Castleman (W 3-0)	6-9-3	Baumgartner (L 2-1)	1,807	15-4/3-0	2:26
3-18	SOUTH ALABAMA	USM-PTP	L1	2-7	2-2-2	Russum (L 1-4)	7-7-3	Major (W 5-1)	1,985	15-5/3-0	2:45
3-21	*at Louisville	Louisville, Ky.	W1	7-6	7-12-1	Dewitt (W 4-1)	6-16-2	Jackson (L 1-2)	336	16-5/4-0	2:45
3-22	*at Louisville	Louisville, Ky.	W2	5-4	5-10-2	McCrary (W 5-0)	4-5-0	Barber (L 5-1)	423	17-5/5-0	2:25
3-23	*at Louisville	Louisville, Ky.	L1	6-9	6-9-0	Nicholas (L 1-1)	9-11-1	Eilers (W 3-1)	441	17-6/5-1	2:45
3-25	Miss. Valley State	Jackson, Miss.	W1	11-0	11-12-0	Russum (W 2-4)	0-3-1	Hailey (L 2-3)	1,842	18-6/5-1	2:38
3-26	Ole Miss	Oxford, Miss.	L1	3-6	3-8-0	Fritz (L 0-1)	6-11-0	Zick (W 2-2)	1,876	18-7/5-1	2:38
3-28	*TULANE	USM-PTP	W1	8-6	8-13-1	Dewitt (W 5-1)	6-10-0	Goebel (L 3-2)	2,513	19-7/6-1	2:50
3-29	*TULANE	USM-PTP	W2	5-4	5-6-1	Nicholas (W 2-1)	4-10-4	Charron (L 2-4)	1,951	20-7/7-1	2:30
3-30	*TULANE	USM-PTP	L1	4-5	4-7-0	Castleman (L 3-1)	5-10-0	Hahn (W 6-1)	2,185	20-8/7-2	2:45
4-2	at Southeastern La.	Hammond, La.	W1	3-1	3-8-2	Russum (W 3-4)	1-3-0	Mizell (L 1-5)	698	21-8/7-2	2:26
4-4	*at Cincinnati	Cincinnati, Ohio	W2	15-8	15-22-1	Antonelli (W 1-0)	8-13-0	St. Jean (L 0-1)	104	22-9/8-2	2:17
4-5	*at Cincinnati	Cincinnati, Ohio	L1	3-7	3-7-1	McCrary (L 5-1)	7-11-2	Borsa (W 3-4)	127	22-9/8-3	2:08
4-6	*at Cincinnati	Cincinnati, Ohio	W1	3-2	3-9-0	Antonelli (W 2-0)	2-10-3	Bouldin (L 5-2)	117	23-9/9-3	3:48
4-9	OLE MISS	USM-PTP	W2	8-2	8-12-0	Russum (W 4-4)	2-4-2	Wright (L 2-2)	2,964	24-9/9-3	2:23
4-11	*CHARLOTTE	USM-PTP	L1	5-8	5-7-1	McCrary (L 5-2)	8-11-1	Treadway (W 5-2)	1,916	24-10/9-4	2:26
4-12	*CHARLOTTE	USM-PTP	W1	6-2	6-11-2	Dewitt (W 6-1)	2-7-0	Savage (L 3-3)	2,331	25-10/10-4	2:22
4-13	*CHARLOTTE	USM-PTP	W2	10-8	10-12-1	Antonelli (W 3-0)	8-15-7	Walker (L 0-3)	1,946	26-10/11-4	2:52
4-15	UNO	USM-PTP	W3	11-3	11-17-0	Russum (W 5-4)	3-8-3	Euper (L 1-2)	1,908	27-10/11-4	2:26
4-18	*at Memphis	Memphis, Tenn.	W4	15-4	15-18-2	McCrary (W 6-2)	4-10-3	Gostkowski (L 1-4)	481	28-10/12-4	2:50
4-19	*at Memphis	Memphis, Tenn.	W5	7-5	7-11-1	Nicholas (W 3-1)	5-7-0	Rowan (L 2-2)	271	29-10/13-4	2:19
4-20	*at Memphis	Memphis, Tenn.	W6	8-4	8-12-1	Castleman (W 4-1)	4-8-0	Grube (L 1-5)	312	30-10/14-4	3:02
4-22	at Mississippi State	Starkville, Miss.	L1	4-6	4-10-1	Russum (L 5-5)	6-11-0	Lacher (W 5-0)	6,313	30-11/14-4	2:30
4-23	at Mississippi State	Starkville, Miss.	W1	5-2	5-14-1	Best (W 2-0)	2-6-1	Corley (L 0-2)	3,140	31-11/14-4	2:33
4-25	*UAB	USM-PTP	W2	6-3	6-11-2	McCrary (W 7-2)	3-9-1	Trotter (L 3-3)	1,952	32-11/15-4	2:55
4-26	*UAB	USM-PTP	W3	6-3	6-11-2	Dewitt (W 7-1)	3-6-0	Burgett (L 4-3)	2,242	33-11/16-4	2:33
4-27	*UAB	USM-PTP	W4	2-1	2-3-0	Castleman (W 5-1)	1-5-2	Gibson (L 5-2)	2,084	34-11/17-4	1:47
4-30	SOUTHEASTERN LA.	USM-PTP	W5	11-4	11-17-1	Russum (W 6-5)	4-9-1	Mizell (L 1-8)	2,115	35-11/17-4	2:22
5-2	*at East Carolina	Greenville, N.C.	W6	6-3	6-9-0	McCrary (W 8-2)	3-5-1	Brinson (L 3-2)	1,372	36-11/18-4	2:50
5-3	*at East Carolina	Greenville, N.C.	L1	6-7	6-10-1	Tubb (L 2-1)	7-12-0	Sears (W 3-4)	1,327	36-12/18-5	2:29
5-4	*at East Carolina	Greenville, N.C.	L2	3-7	3-4-2	Castleman (L 5-2)	7-8-2	Tucker (W 4-2)	1,444	36-13/18-6	2:20
5-9	*USF	USM-PTP	W1	2-1	2-6-0	Nicholas (W 4-1)	1-6-0	Palinkas (L 0-1)	2,153	37-13/19-6	2:20
5-10	*USF	USM-PTP	W2	12-2	12-15-1	Dewitt (W 8-1)	2-11-0	Austen (L 9-3)	2,170	38-13/20-6	2:24
5-11	*USF	USM-PTP	W3	8-1	8-13-2	Castleman (W 6-2)	1-5-1	Delaney (L 2-2)	2,804	39-13/21-6	2:22
5-15	*at Houston	Houston, Texas	W4	19-11	19-19-3	McCrary (W 9-2)	11-13-4	Sullivan (L 6-6)	823	40-13/22-6	3:30
5-16	*at Houston	Houston, Texas	L1	5-6	5-4-1	Dewitt (L 8-2)	6-11-0	Mock (W 5-3)	1,803	40-14/22-7	2:17
5-17	*at Houston	Houston, Texas	W1	15-3	15-16-0	Castleman (W 7-2)	3-7-1	Henderson (L 4-4)	890	41-14/23-7	2:33

2003 Conference USA Championship Tournament – New Orleans, La.

5-21	^vs. Charlotte	New Orleans, La.	W2	13-0	13-15-0	McCrary (W 10-2)	0-4-0	Treadway (L 8-5)	2,652	42-14/23-7	1:58
5-22	^vs. Houston	New Orleans, La.	W3	7-2	7-17-1	Russum (W 7-5)	2-6-1	Zell (L 8-5)	2,731	43-14/23-7	2:42
5-24	^vs. East Carolina	New Orleans, La.	W4	3-1	3-11-0	Antonelli (W 4-0)	1-7-2	Tucker (L 4-4)	2,957	44-14/23-7	2:18
5-25	^vs. Tulane	New Orleans, La.	W5	7-5	7-9-0	Tubb (W 3-1)	5-10-4	Charron (L 3-7)	3,569	45-14/23-7	2:52

2003 NCAA Hattiesburg Regional Tournament – Hattiesburg, Miss.

5-30	lvs. Southern	USM-PTP	L1	3-5	3-3-4	McCrary (L 8-3)	5-8-3	Day (W 10-0)	4,236	45-15/23-7	2:50
5-31	lvs. Murray State	USM-PTP	W1	18-0	18-18-2	Russum (W 8-5)	0-6-1	Ringwald (L 5-5)	3,757	46-15/23-7	2:53
5-31	lvs. Southern	USM-PTP	W2	18-1	18-18-1	Castleman (W 8-2)	1-6-3	Davis (L 8-2)	4,553	47-15/23-7	2:55
6-1	lvs. Baylor	USM-PTP	L1	2-3	2-6-1	Tubb (L 3-2)	3-7-0	LeMotta (W 7-2)	4,601	47-16/23-7	2:14



Year-by-Year Results

2004 record: 45-19; home 22-8; away 15-8; neutral 8-3; conference usa: 21-9

Coach Corky Palmer, seventh year

Date	Opponent	Site	Streak	Score	USM	W/L	Opponent	W/L	Att	Record	Time
2-20	N W (La.) State	USM-PTP	W1	12-3	12-14-1	DeWitt (W 1-0)	3-8-3	Lonsberry (L 0-1)	2,468	1-0/0-0	2:25
2-21	N W (La.) State	USM-PTP	W2	15-1	15-0-1	Russum (W 1-0)	3-2-9	Jones (L 0-1)	2,593	2-0/0-0	2:22
2-22	N W (La.) State	USM-PTP	W3	12-8	12-12	Antonelli (W 1-0)	8-8-2	Turner (L 0-1)	2,653	3-0/0-0	2:38
2-24	South Alabama	USM-PTP	L1	2-9	2-8-1	Best (L 0-1)	9-9-4	Walters (W 1-0)	2,462	3-1/0-0	2:25
2-27	Louisiana Tech	Ruston, La.	W1	5-2	5-11-0	Tubb (W 1-0)	2-6-5	Herron (1-2)	627	4-1/0-0	2:44
2-28	Louisiana Tech	Ruston, La.	W2	5-0	5-6-0	Russum (2-0)	0-5-1	Love (1-1)	869	5-1/0-0	2:07
2-29	Louisiana Tech	Ruston, La.	W3	13-4	13-13-2	Antonelli (2-0)	4-11-3	Lacy (0-1)	543	6-1/0-0	2:50
3-2	Louisiana-Monroe	USM-PTP	W4	10-3	10-12-2	Best (1-1)	3-6-1	Burdine (0-2)	2,798	7-1/0-0	2:02
3-3	Louisiana-Monroe	USM-PTP	W5	11-5	11-14-1	Bowden (1-0)	5-8-2	Schwabe (2-2)	2,473	8-1/0-0	2:38

Cox Communications Lake Area Classic – Cowboy Field, Lake Charles, La.

3-5	Indiana State	Lake Charles, La.	W6	3-1	3-6-0	DeWitt (2-0)	1-7-2	Zaleski (1-1)	225	9-1/0-0	2:26
3-6	Oklahoma St.	Lake Charles, La.	W7	21-5	21-22-1	Russum (3-0)	5-8-1	Richmond (0-2)	550	10-1/0-0	2:32
3-7	McNeese St.	Lake Charles, La.	W8	6-5	6-13-2	Tubb (2-0)	5-13-3	Gulledge (0-1)	843	11-1/0-0	2:59
3-10	Alabama	Tuscaloosa, Ala.	L1	3-9	3-6-2	Best (1-2)	9-9-1	Belcher (1-1)	4,611	11-2/0-0	2:34
3-12	Eastern Illinois	USM-PTP	W1	10-3	10-16-1	DeWitt (3-0)	3-10-1	Widgren (0-2)	2,491	12-2/0-0	2:55
3-13	Eastern Illinois	USM-PTP	W2	12-0	12-14-0	Russum (4-0)	0-0-2	Miller (0-2)	2,531	13-2/0-0	2:21
3-14	Eastern Illinois	USM-PTP	W3	11-0	11-12-0	Ezell (1-0)	0-8-1	Billups (0-1)	2,450	14-2/0-0	2:35
3-16	Southeastern La.	USM-PTP	W4	9-5	9-14-2	Tubb (3-0)	5-4-2	St. Germain (1-1)	2,476	15-2/0-0	2:42
3-19	*Houston	USM-PTP	W5	8-3	8-10-2	DeWitt (4-0)	3-7-2	Cooley (1-2)	2,639	16-2/1-0	2:25
3-20	*Houston	USM-PTP	L1	6-10	6-8-1	Russum (4-1)	10-13-0	Varner (3-2)	2,643	16-3/1-1	2:57
3-21	*Houston	USM-PTP	W1	4-3	4-11-1	Tubb (4-0)	3-12-1	Roberts (1-3)	2,683	17-3/2-1	3:39
3-23	Ole Miss	USM-PTP	W2	8-7	8-13-4	Tubb (5-0)	7-13-1	Zick (2-1)	4,673	18-3/2-1	2:39
3-26	*USF	Tampa, Fla.	L1	16-7	7-9-5	DeWitt (4-1)	16-20-1	Schmidt (5-1)	328	18-4/2-2	3:07
3-27	*USF	Tampa, Fla.	W1	3-2	3-13-1	Tubb (6-0)	2-7-0	Livingston (0-2)	382	19-4/3-2	2:19
3-28	*USF	Tampa, Fla.	W2	9-3	9-12-0	Ezell (2-0)	3-8-0	Manganaro (3-2)	228	20-4/4-2	2:16
3-31	Miss Valley State	USM-PTP	W3	17-3	17-17-4	Best (2-2)	3-7-2	Williams (3-3)	2,473	21-4/4-2	2:29
4-2	*TCU	USM-PTP	W4	19-6	19-19-0	Cashion (1-0)	6-9-3	Jerome (6-2)	2,701	22-4/5-2	3:12
4-3	*TCU	USM-PTP	W5	4-3	4-9-1	DeWitt (5-1)	3-5-1	Espineli (3-3)	2,791	23-4/6-2	2:36
4-4	*TCU	USM-PTP	W6	9-5	9-11-0	Ezell (3-0)	5-10-0	Underwood (3-3)	2,723	24-4/7-2	2:12
4-6	Mississippi State	USM-PTP	L1	9-18	9-8-1	Cashion (1-1)	18-20-4	Doollittle (2-0)	4,373	24-5/7-2	2:50
4-7	Mississippi State	USM-PTP	L2	7-9	7-8-1	Tritz (0-1)	9-15-2	Johnson (3-1)	4,760	24-6/7-2	2:33
4-9	*Saint Louis	St. Louis, Mo.	W1	13-1	13-13-1	Russum (5-1)	1-5-2	Guntorius (1-5)	138	25-6/8-2	2:28
4-10	*Saint Louis	St. Louis, Mo.	W2	10-3	10-14-0	DeWitt (6-1)	3-7-3	Landy (0-4)	112	26-6/9-2	2:40
4-11	*Saint Louis	St. Louis, Mo.	W3	18-3	18-16-1	Ezell (4-0)	3-8-1	Bird (1-3)	103	27-6/10-2	2:08
4-13	Southeastern La.	Hammond, La.	L1	5-3	3-8-1	Nicholas (0-1)	5-12-1	Story (2-5)	452	27-7/10-2	2:14
4-16	*Memphis	USM-PTP	W1	6-2	6-11-0	Russum (6-1)	2-8-1	Grube (6-2)	2,807	28-7/11-2	2:18
4-17	*Memphis	USM-PTP	W2	10-5	10-14-1	Best (3-2)	5-13-1	Hankins (4-4)	3,300	29-7/12-2	2:35
4-18	*Memphis	USM-PTP	L1	4-5	4-7-0	Ezell (4-1)	5-8-3	Edwards (3-2)	2,943	29-8/12-2	2:20
4-20	Ole Miss	Oxford, Miss.	W1	8-4	8-13-1	Cashion (2-1)	4-13-2	Maloney (2-1)	3,613	30-8/12-3	3:02
4-23	*Tulane	New Orleans, La.	L1	1-17	1-6-5	Russum (6-2)	17-11-0	Crowel (6-1)	2,512	30-9/12-4	2:55
4-24	*Tulane	New Orleans, La.	L2	5-17	5-13-0	DeWitt (6-2)	17-17-0	Bogusevic (6-3)	2,459	30-10/12-5	2:44
4-25	*Tulane	New Orleans, La.	L3	7-9	7-9-1	Smith (0-1)	9-13-1	Hahn (7-2)	2,040	30-11/12-6	2:52
4-27	Ole Miss	Jackson, Miss.	W1	6-3	6-7-1	DeWitt (7-2)	3-12-3	Cupps (2-1)	4,827	31-11/12-6	2:30
5-1	*UAB	Birmingham, Ala.	L1	5-14	5-13-0	Best (3-3)	14-16-0	Price (4-5)	624	31-12/12-7	2:20
5-1	*UAB	Birmingham, Ala.	W1	7-6	7-11-2	Smith (1-1)	6-14-0	Helms (2-2)	624	32-12/13-7	2:22
5-2	*UAB	Birmingham, Ala.	W2	6-2	6-11-2	DeWitt (8-2)	2-8-2	Addison (1-2)	434	33-12/14-7	2:28
5-4	New Orleans	USM-PTP	L1	1-4	1-6-0	Cashion (2-2)	4-7-0	Crockett (4-3)	2,480	33-13/14-7	2:31
5-7	*Louisville	USM-PTP	W1	5-4	5-10-1	Smith (2-1)	4-7-0	Rosenberg (1-4)	2,531	34-13/15-7	2:17
5-8	*Louisville	USM-PTP	W2	15-6	15-19-1	DeWitt (9-2)	6-9-4	Valdes (4-6)	2,813	35-13/16-7	2:15
5-9	*Louisville	USM-PTP	W3	3-2	3-7-0	Nicholas (1-1)	2-8-2	Bailey (1-3)	2,400	36-13/17-7	2:22
5-14	*Charlotte	Charlotte, N.C.	W4	11-4	11-15-0	Ezell (5-1)	4-6-2	Brown (2-5)	285	37-13/18-7	2:50
5-15	*Charlotte	Charlotte, N.C.	W5	3-1	3-11-2	Best (4-3)	1-3-0	Mills (4-3)	345	38-13/19-7	2:04
5-16	*Charlotte	Charlotte, N.C.	W6	12-11	12-16-0	Smith (3-1)	11-16-1	Walker (2-4)	275	39-13/20-7	2:52
5-20	*East Carolina	USM-PTP	L1	0-9	0-6-2	Ezell (5-2)	9-16-0	Bunn (8-0)	2,864	39-14/20-8	2:42
5-21	*East Carolina	USM-PTP	W1	6-5	6-13-1	DeWitt (10-2)	5-8-2	Harrell (5-2)	2,733	40-14/21-8	2:59
5-22	*East Carolina	USM-PTP	L1	0-11	0-2-2	Cashion (2-3)	11-11-0	Connelly (3-0)	2,700	40-15/21-9	1:48

Conference USA Tournament – Cougar Field, Houston, Texas

5-26	!Memphis	Houston, Texas	L2	5-10	5-10-2	Russum (6-3)	10-17-0	Grube (9-4)	2,131	40-16/21-9	2:51
5-27	!Tulane	Houston, Texas	W1	16-4	16-16-0	Ezell (6-2)	4-5-2	Crowel (7-2)	2,409	41-16/21-9	2:24
5-28	!Memphis	Houston, Texas	W2	13-0	13-11-0	Cashion (3-3)	0-3-1	Gostkowski (1-5)	1,613	42-16/21-9	1:49
5-29	!UAB	Houston, Texas	W3	16-10	16-12-4	Tubb (7-0)	10-15-2	Helms (2-2)	500	43-16/21-9	2:51
5-29	!UAB	Houston, Texas	W4	9-7	9-11-1	Smith (3-2)	7-9-2	Price (6-6)	1,510	44-16/21-9	2:20
5-30	!TCU	Houston, Texas	L1	1-3	1-6-0	Russum (6-4)	3-6-0	Jerome (9-5)	1,499	44-17/21-9	2:11

NCAA Baton Rouge Regional Tournament – Alex Box Stadium, Baton Rouge, La.

6-4	Coll. of Charleston	Baton Rouge, La.	W1	6-5	6-9-1	Tubb (8-0)	5-13-1	Harker (5-3)	2,840	45-17/21-9	2:36
6-5	LSU	Baton Rouge, La.	L1	2-6	2-8-0	DeWitt (10-3)	6-8-1	Bumstead (10-3)	6,775	45-18/21-9	2:12
6-5	Coll. of Charleston	Baton Rouge, La.	L2	3-7	3-9-1	Cashion (3-4)	7-12-0	Price (7-4)	1,748	45-19/21-0	2:43

2005 record: 41-21; home 25-7; away 13-10; neutral 3-4; conference usa: 20-10

Coach Corky Palmer, eighth year

Date	Opponent	Site	Streak	Score	USM	W/L	Opponent	W/L	Att	Record	Time
2-18	MARSHALL	USM-PTP	W1	11-2	11-13-2	Ezell (W 1-0)	2-9-0	Cummings (L 0-1)	2,901	1-0/0-0	2:30
2-19	MARSHALL	USM-PTP	W2	5-4	5-14-1	Caire (W 1-0)	4-14-1	Slovak (L 0-2)	3,213	2-0/0-0	2:51
2-20	MARSHALL	USM-PTP	W3	17-4	17-17-0	Cashion (W 1-0)	4-9-3	Knippelmeyer (L 0-2)	3,332	3-0/0-0	2:46
2-22	SOUTH ALABAMA	USM-PTP	L1	6-9	6-9-0	Burns (L 0-1)	9-12-2	Walter (W 2-1)	2,963	3-1/0-0	2:41

Southern Miss Baseball Tournament – Pete Taylor Park/Hill Denson Field, Hattiesburg, Miss.

2-25	MERCER	USM-PTP	W1	12-6	12-11-2	Perrett (W 1-0)	6-12-2	Young (L 0-2)	3,028	4-1/0-0	2:38
------	--------	---------	----	------	---------	-----------------	--------	---------------	-------	---------	------



Year-by-Year Results

2-26	MISSOURI STATE	USM-PTP	W2	8-7	8-10-1	Matlock (W 1-0)	7-10-2	Roshone (L 0-1)	3,141	5-1/0-0	2:20
2-26	MCNEESE STATE	USM-PTP	L1	2-3	2-5-0	Cashion (L 1-1)	3-6-2	Davis (W 1-1)	2,969	5-2/0-0	2:16
3-1	SOUTHEASTERN La.	USM-PTP	W1	5-2	5-6-1	Bowden (W 1-0)	2-4-1	Catalano (L 1-3)	2,926	6-2/0-0	2:22
Cardinal Classic – Vincent Beck Stadium, Beaumont, Texas											
3-4	UNC Wilmington	Beaumont, Texas	W2	16-4	16-14-2	Ezell (W 2-0)	4-9-4	Kimball (L 2-2)	179	7-2/0-0	3:00
3-5	Indiana State	Beaumont, Texas	W3	2-1	2-7-1	Basinger (W 2-1)	1-9-0	Jones (L 0-1)	194	8-2/0-0	2:24
3-6	Lamar	Beaumont, Texas	W4	5-2 (10)	5-11-2	Perrett (W 2-0)	2-7-2	Harrington (L 2-1)	641	9-2/0-0	2:57
3-8	Ole Miss	Oxford, Miss.	L1	1-9	1-3-0	Bowden (L 1-1)	9-14-0	Maloney (W 3-0)	2,948	9-3/0-0	2:23
3-11	ARKANSAS STATE	USM-PTP	W1	11-6	11-15-1	Caire (W 2-0)	6-14-2	Goodwin (L 2-2)	2,767	10-3/0-0	2:34
3-12	ARKANSAS STATE	USM-PTP	W2	13-6	13-22-0	Perrett (W 3-0)	6-14-2	Fowler (L 2-2)	2,919	11-3/0-0	2:29
3-13	ARKANSAS STATE	USM-PTP	W3	7-5	7-9-1	Cashion (W 2-1)	5-9-1	Ring (L 2-2)	2,962	12-3/0-0	2:16
3-18	*TCU	Ft. Worth, Texas	L1	9-10	9-8-2	Ezell (L 2-1)	10-15-2	Broadway (W 4-1)	1,244	12-4/0-1	2:41
3-19	*TCU	Ft. Worth, Texas	L2	4-5	4-5-1	Caire (L 2-1)	5-7-1	Underwood (W 3-0)	1,851	12-5/0-2	2:45
3-20	*TCU	Ft. Worth, Texas	W1	14-7 (10)	14-17-0	Best (W 1-0)	7-16-0	Perry (L 0-1)	1,353	13-5/1-2	3:44
3-22	South Alabama	Mobile, Ala.	W2	17-10	17-13-2	Basinger (W 2-0)	10-12-5	Lee (L 2-2)	1,367	14-5/1-2	3:18
3-23	MISS. VALLEY ST.	USM-PTP	W3	11-4	11-17-2	Bowden (W 2-1)	11-17-2	Hall (L 3-4)	2,705	15-5/1-2	2:36
3-25	*CINCINNATI	USM-PTP	W4	7-6	7-8-0	Cashion (W 3-1)	6-9-1	Maynard (L 3-1)	2,998	16-5/2-2	2:40
3-26	*CINCINNATI	USM-PTP	W5	11-3	11-12-5	Caire (W 3-1)	3-6-1	Munninghoff (L 2-3)	2,680	17-5/3-2	2:58
3-27	*CINCINNATI	USM-PTP	W6	8-6	8-9-2	Ezell (W 3-1)	8-9-2	Schrader (L 1-2)	2,582	18-5/4-2	2:34
3-29	ALABAMA	USM-PTP	W7	7-4	7-13-0	Basinger (W 3-0)	4-9-1	Large (L 4-2)	4,085	19-5/4-2	3:05
4-1	*Memphis	Memphis, Tenn.	W8	7-1	7-7-0	Cashion (W 4-1)	1-7-1	Schenk (L 0-3)	317	20-5/2-2	2:20
4-2	*Memphis	Memphis, Tenn.	W9	13-3	13-20-3	Caire (W 4-1)	3-8-3	Bradshaw (L 1-1)	428	21-5/6-2	2:43
4-3	*Memphis	Memphis, Tenn.	W10	9-7	9-14-2	Best (W 2-0)	7-13-1	Jaudon (L 1-1)	381	22-5/7-2	2:36
4-5	OLE MISS	USM-PTP	W11	10-9	10-15-3	Nicholas (W 1-0)	9-13-0	Pettway (L 1-1)	5,377	23-5/7-2	3:01
4-8	*East Carolina	Greenville, N.C.	W12	12-6	12-13-3	Owen (W 1-0)	6-11-0	Brooks (L 2-2)	3,115	24-5/8-2	2:58
4-9	*East Carolina	Greenville, N.C.	L1	5-7	5-12-1	Caire (L 4-2)	7-11-1	Andrews (W 3-1)	3,350	24-6/8-3	2:46
4-10	*East Carolina	Greenville, N.C.	L2	6-10	6-10-1	Bowden (L 2-2)	10-13-1	Rhodes (W 2-1)	2,820	24-7/8-4	2:50
4-12	UNO	USM-PTP	W1	8-1	8-11-1	Ezell (W 4-1)	1-6-1	Rodriguez (L 1-5)	3,013	25-7/8-4	2:11
4-15	*SAINT LOUIS	USM-PTP	W2	10-4	10-13-0	Caire (W 5-2)	4-10-2	Rohr (L 1-4)	3,164	26-7/9-4	2:35
4-16	*SAINT LOUIS	USM-PTP	L1	1-5	1-4-2	Bowden (L 2-3)	5-8-0	Bird (W 2-4)	3,392	26-8/9-5	2:33
4-17	*SAINT LOUIS	USM-PTP	W1	11-4	11-13-2	Ezell (W 5-1)	4-10-1	Ratte-Delorm (L 1-4)	2,911	27-8/10-5	2:38
4-19	Ole Miss	Jackson, Miss.	L1	3-8	3-8-0	Basinger (L 3-1)	8-10-1	Stone (W 2-0)	3,212	27-9/10-5	2:58
4-23	*TULANE	USM-PTP	L2	4-18	4-13-2	Caire (L 5-3)	18-17-0	Owings (W 5-4)	4,291	27-10/10-6	3:17
4-23	*TULANE	USM-PTP	L3	2-11	2-5-4	Ezell (L 5-2)	11-12-2	Bogusevic (W 8-1)	4,381	27-11/10-7	2:45
4-24	*TULANE	USM-PTP	W1	10-0	10-13-0	Owen (W 2-0)	0-3-2	Gomes (L 5-2)	3,912	28-11/11-7	2:19
4-26	Mississippi State	Starkville, Miss.	L1	4-5	4-9-1	Basinger (L 3-2)	5-9-1	Valentine (W 3-0)	6,030	28-12/11-7	2:52
4-27	Mississippi State	Starkville, Miss.	W1	6-1	6-8-1	Bowden (W 3-3)	1-5-2	Dunn (L 4-2)	6,471	29-12/11-7	2:32
4-30	*Louisville	Louisville, Ky.	W2	6-3	6-13-0	Ezell (W 6-3)	3-9-1	Rosenberg (W 4-3)	532	30-12/12-7	2:36
4-30	*Louisville	Louisville, Ky.	W3	4-3	4-12-1	Nicholas (W 2-0)	3-9-1	Magnuson (L 3-5)	532	31-12/13-7	2:36
4-31	*Louisville	Louisville, Ky.	L1	5-6	5-11-1	Lowery (L 0-1)	6-12-2	Bailey (W 3-1)	663	31-13/13-8	2:59
5-3	Louisiana-Monroe	Jackson, Miss.	W1	4-2 (15)	4-11-0	Nicholas (W 3-0)	2-7-0	Stephens (L 3-3)	572	32-13/13-8	3:21
5-4	Southeastern La.	Jackson, Miss.	L1	2-4	2-9-1	Burns (L 0-2)	4-6-1	Mizell (W 2-3)	663	32-14/13-8	2:29
5-6	*UAB	USM-PTP	W1	4-3	4-10-0	Owen (W 3-0)	3-10-1	Helms (L 3-2)	3,507	33-14/14-8	2:27
5-7	*UAB	USM-PTP	L1	6-8	6-9-2	Nicholas (L 3-1)	8-13-1	Roberts (W 3-2)	3,221	33-15/14-9	2:42
5-8	*UAB	USM-PTP	W1	8-7	8-7-3	Perrett (W 4-0)	7-10-2	Huffman (L 6-1)	2,938	34-15/15-9	2:27
5-13	*USF	USM-PTP	W2	18-8	18-17-1	Caire (W 6-3)	8-14-1	Hudspeth (L 7-5)	2,857	35-15/16-9	3:55
5-14	*USF	USM-PTP	W3	8-6	8-10-0	Basinger (W 4-2)	6-12-1	Thomas (L 7-4)	2,955	36-15/17-9	2:43
5-15	*USF	USM-PTP	W4	8-7	8-9-1	Best (W 3-0)	7-10-2	Bilardello (L 0-2)	2,970	37-15/18-9	2:53
5-17	UNO	New Orleans, La.	L1	9-12	9-15-1	Valluzzo (L 0-1)	12-14-1	Birely (W 3-3)	438	37-16/18-9	3:04
5-19	*Houston	Houston, Texas	W1	10-5	10-12-1	Perrett (W 5-0)	5-10-1	Farrington (L 7-5)	1,195	38-16/19-9	2:35
5-20	*Houston	Houston, Texas	L1	7-11	7-12-3	Owen (L 3-1)	11-10-4	Flores (W 3-4)	1,184	38-17/19-10	3:07
5-21	*Houston	Houston, Texas	W1	11-7	11-17-0	Ezell (W 7-2)	11-17-0	Wright (L 0-1)	1,533	39-17/20-10	3:05
Conference USA Tournament – Pete Taylor Park/Hill Denson Field, Hattiesburg, Miss.											
5-25	USF	USM-PTP	W2	5-3	5-10-2	Bowden (W 4-3)	3-9-1	Hudspeth (L 8-6)	3,371	40-17/20-10	2:45
5-26	TCU	USM-PTP	L1	0-8	0-5-1	Ezell (L 7-3)	8-12-0	Broadway (W 12-1)	3,124	40-18/20-10	2:41
5-27	USF	USM-PTP	W1	9-3	9-17-1	Owen (W 4-1)	3-8-1	Pryor (L 5-4)	2,768	41-18/20-10	2:50
5-28	TCU	USM-PTP	L1	7-13	7-13-2	Nicholas (L 3-2)	13-16-3	McGough (W 7-3)	3,126	41-19/20-10	3:21
NCAA Oxford Regional Tournament – Oxford University Stadium/Swayze Field – Oxford, Miss.											
6-3	Oklahoma	Oxford, Miss.	L2	4-5	4-10-1	Bowden (L 4-4)	5-13-2	McCutchen (W 4-5)	4,121	41-20/20-10	3:01
6-4	Maine	Oxford, Miss.	L3	2-12	2-9-3	Owen (L 4-2)	12-18-0	Ricard (W 9-1)	4,516	41-21/20-10	2:34

2006 record: 39-23; home 27-6; away 8-12; neutral 4-5; conference usa: 13-11

Coach Corky Palmer, ninth year

DATE	OPPONENT	SITE	STREAK	SCORE	USM	W/L	OPPONENT	W/L	ATTEND	RECORD	TIME
2-15	NICHOLLS STATE	USM-PTP	W1	5-2	5-8-2	Russum (W 1-0)	2-7-0	Breaux (L 0-1)	3,126	1-0/0-0	2:15
Coca-Cola Classic – Stanky Field, Mobile, Ala.											
2-17	Wichita State	Mobile, Ala.	W2	6-5	6-11-2	Massey (W 1-0)	5-11-0	Banwart (L 1-1)	306	2-0/0-0	2:10
2-18	Stetson	Mobile, Ala.	W3	6-1	6-10-1	Owen (W 1-0)	1-7-0	Murphy (L 0-2)	536	3-0/0-0	2:55
2-19	South Alabama	Mobile, Ala.	L1	3-6	3-9-0	Ezell (L 0-1)	6-9-3	Freese (L 0-0)	672	3-1/0-0	2:20
2-21	MISS. VALLEY ST.	USM-PTP	W1	11-3	11-12-0	Belanger (W 1-0)	3-7-2	Dinger (L 0-2)	2,924	4-1/0-0	2:42
2-24	BIRMINGHAM-SO.	USM-PTP	L1	4-8	4-4-0	Russum (L 1-1)	8-12-2	Hynick (W 1-0)	3,153	4-2/0-0	2:50
2-26	BIRMINGHAM-SO.	USM-PTP	W1	13-3 (7)	13-15-2	Massey (W 2-0)	3-7-3	Home (L 0-1)	3,070	5-2/0-0	2:22
2-26	BIRMINGHAM-SO.	USM-PTP	W2	6-5	6-10-2	Belanger (W 2-0)	5-11-3	Doll (L 0-1)	3,070	6-2/0-0	2:49
3-1	Southeastern La.	Hammond, La.	W3	8-7	8-10-2	Best (W 1-0)	7-9-3	Greenwich (L 1-1)	942	7-2/0-0	3:15
3-3	ILLINOIS STATE	USM-PTP	L1	2-4	2-5-2	Russum (L 1-2)	4-8-1	Berger (W 1-1)	3,232	7-3/0-0	2:25
3-4	ILLINOIS STATE	USM-PTP	W1	4-3	4-6-3	Belanger (W 3-0)	3-3-1	Kopach (L 0-2)	3,174	8-3/0-0	2:09
3-5	ILLINOIS STATE	USM-PTP	W2	15-3	15-17-1	Clark (W 1-0)	3-8-2	Frega (L 0-3)	3,193	9-3/0-0	2:34
3-7	LA-MONROE	USM-PTP	W3	18-5	18-19-2	Ezell (W 1-1)	5-10-3	K. Smith (L 0-2)	3,243	10-3/0-0	3:00
3-8	Louisiana Tech	Jackson, Miss.	L1	7-12	7-11-2	Wade (L 0-1)	12-10-1	Alsop (W 1-0)	531	10-4/0-0	3:05
3-10	BUFFALO	USM-PTP	W1	13-3	13-14-2	Russum (W 2-2)	3-7-4	Francis (L 1-2)	3,111	11-4/0-0	2:34



Year-by-Year Results

3-11	BUFFALO	USM-PTP	W2	21-3	21-15-1	Massey (W 3-0)	3-7-4	McWilliams (L 1-1)	3,123	12-4/0-0	2:20
3-12	BUFFALO	USM-PTP	W3	14-2	14-12-2	Clark (W 2-0)	2-6-1	Geitz (L 0-1)	3,099	13-4/0-0	2:20
3-15	Alabama	Tuscaloosa, Ala.	L1	3-13	3-7-2	Ezell (L 1-2)	13-14-1	Quigley (W 1-1)	3,992	13-5/0-0	2:44
3-17	TROY	USM-PTP	W1	5-1	5-9-2	Massey (W 4-0)	1-6-2	Felix (L 2-2)	3,122	14-5/0-0	2:11
3-18	TROY	USM-PTP	W2	3-2 (11)	3-8-2	Best (W 2-0)	2-10-5	Van Horn (L 0-2)	2,921	15-5/0-0	2:35
3-19	TROY	USM-PTP	W3	6-1	6-8-3	Russum (W 3-2)	1-10-2	Hallahan (L 1-2)	2,950	16-5/0-0	2:26
3-21	SOUTH ALABAMA	USM-PTP	W4	7-4	7-12-3	Belanger (W 4-0)	4-14-2	Gonzalez (L 3-2)	2,911	17-5/0-0	2:35
3-22	Louisiana-Monroe	Monroe, La.	L1	1-2	1-9-2	Bowden (L 0-1)	2-3-0	Lawler (W 1-2)	547	17-6/0-0	2:49
3-24	*UAB	Birmingham, Ala.	W1	8-2	8-12-2	Massey (W 5-0)	2-7-0	Tapscott (L 2-2)	250	18-6/1-0	2:25
3-25	*UAB	Birmingham, Ala.	W2	7-4	7-13-0	Owen (W 2-0)	4-9-2	Thorn (L 2-2)	400	19-6/2-0	2:30
3-26	*UAB	Birmingham, Ala.	W3	12-1 (7)	12-11-1	Russum (W 4-2)	1-1-1	Crew (L 3-1)	400	20-6/3-0	2:05
3-28	Ole Miss	Oxford, Miss.	L1	8-9	8-12-2	Best (L 2-1)	9-12-1	White (W 2-0)	4,184	20-7/3-0	3:07
3-31	*MEMPHIS	USM-PTP	L2	4-5	4-10-2	Massey (L 5-1)	5-15-0	McGregor (W 3-2)	2,949	20-8/3-1	2:21
4-1	*MEMPHIS	USM-PTP	W1	8-7	8-10-2	Best (W 3-1)	7-13-3	Jaudon (L 2-1)	3,623	21-8/4-1	2:46
4-2	*MEMPHIS	USM-PTP	L1	6-15	6-11-2	Russum (L 4-3)	15-15-1	Utley (W 2-1)	3,551	21-9/4-2	3:00
4-4	OLE MISS	Pearl, Miss.	W1	13-6	13-12-0	Owen (W 3-0)	6-12-4	Kline (L 0-2)	5,282	22-9/4-2	3:25
4-7	Dallas Baptist	Dallas, Texas	W2	12-9	12-14-3	Belanger (W 5-0)	9-15-4	Gilmore (L 2-4)	300	23-9/4-2	3:10
4-7	Dallas Baptist	Dallas, Texas	W3	19-7	19-20-1	Clark (W 3-0)	7-10-0	Craft (L 3-1)	250	24-9/4-2	2:50
4-8	Dallas Baptist	Dallas, Texas	L1	4-5	4-9-1	Russum (L 4-4)	5-9-1	Taylor (W 4-1)	250	24-10/4-2	2:35
4-11	SOUTHEASTERN LA	USM-PTP	W1	12-2 (7)	12-14-0	Bowden (W 1-1)	2-8-2	Miley (L 2-5)	3,070	25-10/4-2	2:02
4-14	*HOUSTON	USM-PTP	L1	7-24	7-9-3	Massey (L 5-2)	24-28-3	Lincoln (W 8-1)	3,360	25-11/4-3	3:11
4-15	*HOUSTON	USM-PTP	L2	5-13	5-10-1	Clark (L 3-1)	13-18-1	Hargrove (W 5-3)	3,095	25-12/4-4	3:00
4-16	*HOUSTON	USM-PTP	W1	14-7	14-16-2	Best (W 4-1)	7-13-0	Brown (L 1-3)	2,869	26-12/5-4	2:54
4-19	ALCORN STATE	USM-PTP	W2	14-1	14-10-0	Bowden (W 2-1)	1-7-0	Jordan (L 4-3)	3,122	27-12/5-4	2:40
4-21	*Rice	Houston, Texas	L1	3-12	3-5-1	Massey (L 5-3)	12-16-0	Degerman (W 9-0)	3,016	27-13/5-5	2:47
4-22	*Rice	Houston, Texas	L2	1-5	1-9-0	Clark (L 3-2)	5-9-0	Bell (W 5-0)	3,180	27-14/5-6	2:28
4-23	*Rice	Houston, Texas	L3	3-5	3-6-3	Ezell (L 1-3)	5-7-0	Bramhall (W 4-1)	3,318	27-15/5-7	2:45
4-25	MISSISSIPPI STATE	USM-PTP	W1	13-6	13-17-3	Adams (W 1-0)	6-10-2	Dunn (L 6-4)	4,770	28-15/5-7	3:47
4-26	MISSISSIPPI STATE	USM-PTP	W2	6-3	6-14-3	Belanger (W 6-0)	3-11-4	Johnson (L 4-3)	5,177	29-15/5-7	2:37
4-28	*Marshall	Charleston, W.Va.	L1	3-6	3-9-1	Johnston (L 0-1)	6-11-2	Sloan (W 3-4)	189	29-16/5-8	3:00
4-29	*Marshall	Charleston, W.Va.	W1	19-4 (7)	19-18-0	Massey (W 6-3)	4-6-4	Chrisman (L 2-5)	227	30-16/6-8	2:45
4-30	*Marshall	Charleston, W.Va.	W2	5-0	5-10-0	Russum (W 5-4)	0-1-0	Koutsalvis (L 6-4)	187	31-16/7-8	2:11
5-5	*EAST CAROLINA	USM-PTP	W3	11-10 (11)	11-14-3	Best (W 5-1)	10-15-2	Powell (L 0-2)	3,260	32-16/8-8	3:28
5-6	*EAST CAROLINA	USM-PTP	W4	8-5	8-11-0	Belanger (W 7-0)	5-10-1	Rhodes (L 3-3)	3,074	33-16/9-8	2:44
5-7	*EAST CAROLINA	USM-PTP	W5	10-1	10-15-0	Russum (W 6-4)	1-11-1	Sasser (L 4-6)	3,063	34-16/10-8	2:34
5-12	*Tulane	Metairie, La.	L1	1-2	1-5-1	Bowden (L 2-2)	2-5-0	Morgan (W 8-4)	2,690	34-17/10-9	2:17
5-13	*Tulane	Metairie, La.	L2	9-10	9-13-2	Best (L 5-2)	10-16-1	Martin (W 5-0)	3,526	34-18/10-10	3:16
5-14	*Tulane	Metairie, La.	L3	4-5	4-9-0	Russum (L 6-5)	5-8-1	Mohl (W 8-0)	2,967	34-19/10-11	2:24
5-18	*UCF	USM-PTP	W1	4-3 (10)	4-10-1	Best (W 6-2)	3-9-0	Petracca (L 2-3)	3,028	35-19/11-11	2:47
5-19	*UCF	USM-PTP	W2	9-0	9-10-1	Belanger (W 8-0)	0-9-1	Houck (L 3-4)	3,182	36-19/12-11	2:43
5-20	*UCF	USM-PTP	W3	18-3 (7)	18-15-0	Russum (W 7-5)	3-7-5	Bascom (L 5-6)	3,303	37-19/13-11	2:08

Conference USA Tournament – Reckling Park, Houston, Texas

5-24	Memphis	Houston, Texas	W4	6-2	6-14-0	Bowden (W 3-2)	2-11-2	Utley (L 4-5)	2,320	38-19/13-11	2:49
5-25	Rice	Houston, Texas	L1	1-5	1-4-1	Belanger (L 8-1)	5-13-1	Bell (W 8-0)	2,592	38-20/13-11	2:25
5-26	Memphis	Houston, Texas	L2	5-8	5-11-1	Russum (L 7-6)	8-12-2	Davis (W 4-1)	2,268	38-21/13-11	2:47

NCAA Tuscaloosa Regional Tournament – Sewell-Thomas Stadium – Tuscaloosa, Ala.

6-2	Troy	Tuscaloosa, Ala.	L3	8-10	8-12-1	Belanger (L 8-2)	10-10-0	Whetsel (W 5-1)	3,595	38-22/13-11	3:33
6-3	Jacksonville State	Tuscaloosa, Ala.	W1	6-2	6-10-0	Russum (W 8-6)	2-7-2	Drinkard (L 5-4)	3,693	39-22/13-11	2:40
6-4	Troy	Tuscaloosa, Ala.	L1	5-6	5-7-0	Belanger (L 8-3)	6-11-4	Ellison (W 3-1)	3,744	39-23/13-11	2:45

2007 record: 38-21; home: 23-7; away: 15-14; neutral: 5-4; Conference USA: 14-10 Coach Corky Palmer; tenth year

DATE	OPPONENT	SITE	STREAK	SCORE	USM	W/L	OPPONENT	W/L	ATTEND	RECORD	TIME
Coca-Cola Classic – Pete Taylor Park, Hattiesburg, MS											
2-17	Wichita State	Mobile, Ala.	W2	6-5	6-11-2	Massey (W 1-0)	5-11-0	Banwart (L 1-1)	306	2-0/0-0	2:10
2-16	SOUTHERN ILLINOIS	USM-PTP	W1	9-0	9-10-2	Belanger (W 1-0)	0-4-4	Powell (L 0-1)	3,019	1-0/0-0	2:20
2-17	LOUISVILLE	USM-PTP	W2	6-5	6-8-0	Ezell (W 1-0)	5-9-1	Wark (L 0-1)	3,566	2-0/0-0	2:53
2-18	NORTHWESTERN STATE	USM-PTP	W3	10-7	10-11-1	King (W 1-0)	7-10-3	Brown (L 0-1)	3,168	3-0/0-0	3:27
2-20	SOUTH ALABAMA	USM-PTP	W4	6-1	6-9-1	McInnis (W 1-0)	1-4-1	Sage (L 0-1)	2,823	4-0/0-0	2:25
2-21	NEW ORLEANS	USM-PTP	W5	4-1	4-11-1	Cavanaugh (W 1-0)	1-10-1	Cryer (L 0-2)	2,614	5-0/0-0	2:35
Screentech Wireless Classic – Northcutt Field, Dothan, AL											
2-23	Georgia Southern	Dothan, AL	W6	7-1	7-13-2	Belanger (W 2-0)	1-4-2	Murray (L 1-2)	183	6-0/0-0	2:26
2-24	Indiana	Dothan, AL	W7	15-4	15-16-3	Bowden (W 1-0)	4-8-5	Rosenbaum (L 0-1)	233	7-0/0-0	3:00
2-25	Troy	Dothan, AL	L1	2-3	2-6-0	Clark (L 0-1)	3-7-0	Green (W 1-0)	1,120	7-1/0-0	2:30
2-28	Southeastern La	Hammond, LA	W1	4-2	4-6-1	McInnis (W 2-0)	2-9-2	Treadaway (L 0-1)	919	8-1/0-0	2:52
3-2	LOUISIANA-LAFAYETTE	USM-PTP	W2	7-4	7-9-2	Belanger (W 3-0)	4-8-3	Moody (L 1-1)	3,180	9-1/0-0	2:33
3-3	LOUISIANA-LAFAYETTE	USM-PTP	L1	0-4	0-8-0	Bowden (W 1-1)	4-8-2	Zorich (W 3-0)	3,527	9-2/0-0	2:34
3-4	LOUISIANA-LAFAYETTE	USM-PTP	W1	1-0	1-8-0	Clark (W 1-1)	0-4-1	Glass (L 3-1)	3,217	10-2/0-0	2:02
3-6	Alabama	Pearl, MS	W2	5-0	5-9-0	McInnis (W 3-0)	0-2-2	Robert (L 2-1)	3,697	11-2/0-0	2:53
3-9	LSU	Baton Rouge, LA	L1	1-2	1-5-1	Belanger (L 3-1)	2-4-2	Furbush (W 3-1)	7,371	11-3/0-0	2:03
3-10	LSU	Baton Rouge, LA	L2	8-15	8-14-1	Bowden (L 1-2)	15-13-1	Bradford (W 3-1)	7,958	11-4/0-0	3:11
3-11	LSU	Baton Rouge, LA	W1	5-3	5-13-0	Clark (W 2-1)	3-5-2	Lara (L 0-1)	7,433	12-4/0-0	2:50
3-13	SOUTHEASTERN La	USM-PTP	L1	2-6	2-8-0	McInnis (L 3-1)	6-13-2	Collins (W 1-0)	3,108	12-5/0-0	2:55
3-14	South Alabama	Mobile, AL	L2	8-10	8-11-0	King (L 1-1)	10-13-0	Boyd (W 4-0)	787	12-6/0-0	3:07
3-16	KENT STATE	USM-PTP	W1	5-2	5-10-1	Belanger (W 4-1)	2-8-1	Pacella (L 1-3)	2,914	13-6/0-0	2:34
3-17	KENT STATE	USM-PTP	W2	2-1	2-6-0	Ezell (W 2-0)	1-9-2	Davis (L 1-2)	3,241	14-6/0-0	3:13
3-18	KENT STATE	USM-PTP	W3	7-4	7-8-0	Clark (W 3-1)	4-6-2	Smith (L 2-2)	2,852	15-6/0-0	2:58
3-20	Louisiana-Monroe	Pearl, MS	W4	9-5	9-9-0	McInnis (W 4-1)	5-8-2	Wilson (L 2-1)	976	16-6/0-0	2:42
3-23	RICE	USM-PTP	W5	9-3	9-12-1	Belanger (W 5-1)	3-4-1	Berry (L 3-1)	4,119	17-6/1-0	2:33
3-24	RICE	USM-PTP	L1	3-5	3-6-1	Bowden (L 1-3)	5-8-1	Bramhall (W 3-2)	4,286	17-7/1-1	2:48
3-25	RICE	USM-PTP	L2	5-18	5-11-1	Clark (L 3-2)	18-13-0	Tacker (W 4-1)	4,218	17-8/1-2	3:26



Year-by-Year Results

3-27	Ole Miss	Pearl, MS	L3	5-6	5-7-1	Ezell (L 2-1)	6-12-0	Satterwhite (W 2-0)	6,217	17-9/1-2	3:20
3-30	Memphis	Memphis, TN	L4	1-8	1-6-4	Belanger (L 5-2)	8-14-0	Grisham (W 1-1)	427	17-10/1-3	2:24
4-1	Memphis	Memphis, TN	L5	5-7	5-9-1	Conn (L 0-1)	7-15-2	McGregor (W 1-1)	540	17-11/1-4	2:13
4-1	Memphis	Memphis, TN	L6	5-8	5-7-1	Ezell (L 2-2)	8-9-0	Hudgen (W 3-0)	540	17-12/1-5	2:23
4-3	NICHOLLS STATE	USM-PTP	W1	13-5	13-14-1	Cavanaugh (W 1-1)	5-7-2	Dworaczkyk (L 0-2)	2,467	18-12/1-5	2:40
4-6	UCF	Orlando, FL	L1	4-5	4-12-1	Ballinger (L 0-1)	5-13-0	Weiss (W 3-0)	914	18-13/1-6	3:19
4-7	UCF	Orlando, FL	W1	8-3	8-11-1	Bowden (W 2-3)	3-10-3	Giardina (L 1-2)	847	19-13/2-6	3:08
4-8	UCF	Orlando, FL	W2	10-0	10-8-2	Clark (W 4-2)	0-3-1	Bordwine (L 2-2)	705	20-13/3-6	1:58
4-11	OLE MISS	USM-PTP	W3	4-2	4-5-1	Cashion (W 1-0)	2-9-1	Bukvich (L 4-2)	5,132	21-13/3-6	2:48
4-13	TULANE	USM-PTP	L1	5-7	5-12-1	Belanger (L 5-3)	7-17-2	Morgan (W 7-2)	3,566	21-14/3-7	3:38
4-15	TULANE	USM-PTP	W1	5-2	5-8-3	Bowden (W 3-3)	2-5-2	Hunt (L 6-4)	3,467	22-14/4-7	2:16
4-15	TULANE	USM-PTP	L1	1-7	1-6-0	Clark (L 4-3)	7-8-1	Gomes (W 2-2)	3,467	22-15/4-8	1:48
4-18	LOUISISIANA-MONROE	USM-PTP	W1	16-4	16-10-0	Cashion (W 2-0)	4-10-5	Roberts (L 0-3)	3,115	23-15/4-8	2:41
4-20	UAB	USM-PTP	L1	1-6	1-7-5	Belanger (L 5-4)	6-8-0	Styes (W 3-4)	2,907	23-16/4-9	3:05
4-21	UAB	USM-PTP	W1	6-4	6-9-0	Bowden (W 4-3)	4-9-2	Kloskowski (L 4-4)	3,616	24-16/5-9	2:40
4-22	UAB	USM-PTP	W2	8-4	8-8-0	Clark (W 5-3)	4-10-3	Colburn (L 3-2)	3,112	25-16/6-9	2:42
4-24	Mississippi State	Starkville, MS	L1	2-11	2-7-0	Cavanaugh (L 2-1)	11-15-0	Whitney (W 5-1)	6,361	25-17/6-9	2:32
4-25	Mississippi State	Starkville, MS	L2	4-7	4-8-1	Cashion (L 2-1)	7-11-1	Bowen (W 4-1)	5,802	25-18/6-9	2:24
4-27	East Carolina	Greenville, NC	W1	6-3	6-9-2	Ballinger (W 1-1)	3-11-0	Neitz (L 4-2)	2,902	26-18/7-9	4:15
4-28	East Carolina	Greenville, NC	W2	5-1	5-9-1	Bowden (W 5-3)	1-4-1	Sasser (L 5-3)	3,405	27-18/8-9	2:39
4-29	East Carolina	Greenville, NC	L1	3-6	3-8-3	Clark (L 5-4)	6-10-2	Dowdy (W 2-1)	2,622	27-19/8-10	2:41
5-4	MARSHALL	USM-PTP	W1	8-4	8-12-2	Belanger (W 6-4)	4-7-0	Chrisman (L 3-6)	3,179	28-19/9-10	2:32
5-5	MARSHALL	USM-PTP	W2	18-3	18-18-2	Bowden (W 6-3)	3-9-0	Blain (L 4-2)	3,113	29-19/10-10	2:59
5-6	MARSHALL	USM-PTP	W3	9-2	9-16-3	Clark (W 6-4)	2-8-4	Slone (L 3-3)	3,026	30-19/11-10	2:26
5-12	DALLAS BAPTIST	USM-PTP	W4	4-3	4-9-1	Ezell (W3 3-2)	3-6-3	Millard (L 0-3)	2,919	31-19/11-10	3:00
5-12	DALLAS BAPTIST	USM-PTP	W5	9-8	9-13-2	Wade (W 1-0)	8-9-2	Goins (L 6-4)	2,919	32-19/11-10	3:52
5-13	DALLAS BAPTIST	USM-PTP	W6	12-1	12-14-0	Clark (W 7-4)	1-4-2	Meaker (L 5-3)	2,869	33-19/11-10	2:04
5-15	New Orleans	New Orleans, LA	W7	9-4	9-13-1	Cashion (W 3-1)	4-12-1	McKissick (L 2-2)	342	34-19/11-10	2:57
5-17	Houston	Houston, TX	W8	6-0	6-10-0	Belanger (W 7-4)	0-1-1	Brown (L 6-5)	929	35-19/12-10	2:44
5-18	Houston	Houston, TX	W9	4-0	4-14-0	Bowden (W 7-3)	0-6-1	Musick (L 6-4)	1,011	36-19/13-10	2:25
5-19	Houston	Houston, TX	W10	7-2	7-11-0	Clark (W 8-4)	2-8-0	Tully (L 2-2)	1,028	37-19/13-10	2:44
Conference USA Tournament – Clark-LeClair Stadium, Greenville, NC											
5-23	UAB	Greenville, NC	W11	9-5	9-8-1	Conn (W 1-1)	5-11-5	Wallace (L 2-4)	2,608	38-19/13-19	2:51
5-24	East Carolina	Greenville, NC	L1	1-2	1-8-0	Conn (W 1-2)	2-7-1	Mathews (W 4-3)	2,633	38-20/13-19	3:03
5-25	Tulane	Greenville, NC	L2	2-6	2-8-1	Clark (L 8-5)	6-9-1	Gomes (W 7-6)	1,984	38-21/13-19	

KP: Kamper Park • SHP: Smokie Harrington Park • USM: USM Park • PTP: Pete Taylor Park

All-Time Coaching Records

Name	Years	Record	Pct.
Herring	1913	1-3	.250
Ronald J. Slay	1914-16, 1919	4-5	.444
O.V. Austin	1920-24	33-15-3	.687
William Bobo	1925-28	19-10-1	.655
William B. Saunders	1929-30	3-20	.130
Allison "Pooley" Hubert	1934-35	3-12	.200
Reed Green	1947	9-4	.692
Thad "Pie" Vann	1948-49	21-21	.500
Clyde "Heifer" Stuart	1950-58	62-47-2	.567
C.J. "Pete" Taylor	1959-83	320-349-2	.478
Hill Denson	1984-97	468-386-2	.548
Corky Palmer	1998-Present	376-233	.618
Totals		1,319-1,105-10	.544



Reed Green



Thad "Pie" Vann




Clyde "Heifer" Stuart



Pete Taylor



Hill Denson



Corky Palmer




All-Americans




Daniel Best



Mark Carson




Jeff Cook



Fred Cooley



Tommy Davis



Ryan Frith



Jarrett Hoffpauir



Clint King



Todd Nace



Derek Reams

ABCA

2003	Jeff Cook, OF
	Clint King, OF
1994	Tommy Davis, 1B
1992	Bill Selby, 3B
1990	Kevin Young, 3B
1990	Fred Cooley, 1B

Baseball America

2004	Jarrett Hoffpauir, 2B, Second Team
2003	Jeff Cook, OF, Third Team
	Clint King, OF, Third Team
1994	Tommy Davis, 1B, First Team
1993	Tommy Davis, 1B, Second Team

CollegeBaseballInsider.com

2004	Jarrett Hoffpauir, 2B, First Team
	Austin Tubb, RP, First Team
	Ryan Frith, OF, Second Team

College Sports Magazine

1993	Tommy Davis, 1B, First Team
------	-----------------------------

Louisville Slugger/ Collegiate Baseball

2005	Brad Willcutt, C, Third Team
2004	Austin Tubb, RP, First Team
	Ryan Frith, OF, Second Team
	Jarrett Hoffpauir, 2B, Third Team
	Matt Shepherd, SS, Third Team
2003	Jeff Cook, OF, Third Team
	Clint King, OF, Third Team
1994	Tommy Davis, 1B
1991	Tony Phillips, P
	Todd Nace, OF

USA Today/Baseball Weekly

2004	Ryan Frith, OF, Second Team
	Jarrett Hoffpauir, 2B, Second Team
2003	Jeff Cook, OF, First Team
	Clint King, OF, First Team

National Collegiate Baseball Writers Association


2007	Trey Sutton, 1B, Third Team
2005	Brad Willcutt, C, First Team
	Daniel Best, RP, Third Team
2004	Austin Tubb, RP, First Team
	Jarrett Hoffpauir, 2B, First Team
	Ryan Frith, OF, Second Team
2003	Jeff Cook, OF, Second Team
	Austin Tubb, RP, Third Team

Louisville Slugger/ Collegiate Baseball Freshman

2005	Trey Sutton, 2B
2004	Patrick Ezell, P
2003	Marc Maddox, 1B
2002	Jarrett Hoffpauir, 2B
	Cliff Russum, P
	Matt Shepherd, SS
	Brad Willcutt, C
1996	Cliff Wren, 1B
1992	Tommy Davis, 3B

CoSIDA Academic All-American


2007	Patrick Ezell
	Trey Sutton
2004	Austin Tubb, RP, Second Team
2003	Clint King, OF, Third Team
1998	Jeremy Schied, 1B, First Team
1995	Derek Reams, C, First Team
1994	Derek Reams, C, First Team
1991	Mark Carson, P, First Team




Marc Maddox



Tony Phillips



Cliff Russum



Jeremy Schied



Bill Selby



Matt Shepherd




Austin Tubb



Brad Willcutt



Cliff Wren



Kevin Young



All-Time Honor Roll

NCAA Regional All-Tournament Team

2007	Ryan Belanger, P Brian Dozier, IF Chris Matesich, SS
2006	Brian Dozier, IF Toddric Johnson, OF
2004	Jarrett Hoffpauir, IF
2003	Jeff Cook, OF Griff Israel, DH Clint King, OF Cliff Russum, P Brad Willcutt, C
1999	Michael Artman, IF Jeremy Albritton, OF Tyler Kee, P

ABCA All-South Region

2006	Daniel Best, RP, First Team Marc Maddox, 3B, Second Team
2005	Daniel Best, RP, Second Team Brad Willcutt, C, Second Team
2004	Ryan Frith, OF, Second Team Jarrett Hoffpauir, 2B, Second Team Matt Shepherd, SS, Second Team Austin Tubb, P, Second Team
2003	Jeff Cook, OF, First Team Clint King, OF, First Team
2002	Jeff Cook, OF, Second Team Shea Douglas, P, Second Team
1997	Cliff Wren, DH, Second Team Jeremy Albritton, LF, Second Team
1994	Tommy Davis, 1B, First Team

All Conference-USA

First Team

2007	Trey Sutton, 2B
2006	Marc Maddox, IF Toddric Johnson, OF
2005	Marc Maddox, IF Brad Willcutt, C Daniel Best, RP
2004	Ryan Frith, OF Jarrett Hoffpauir, IF Matt Shepherd, IF Austin Tubb, P
2003	Jeff Cook, OF Clint King, OF
2002	Jeff Cook, OF Shea Douglas, P Allen Winningham, IF
2000	Dusty Haley, OF Chad Rogers, P Darren Welch, C
1999	Michael Artman, IF Dusty Haley, OF
1998	Jeremy Schied, IF Cliff Wren, DH
1997	Jeremy Albritton, OF



Allen Winningham

Kyle Logan, OF
Cliff Wren, DH

Second Team

2007	Ryan Belanger, P Patrick Ezell, P
2006	Trey Sutton, 2B Kevin Coker, C Daniel Best, RP
2005	Trey Sutton, IF Jason Lowery, OF
2004	Anthony DeWitt, P
2003	Brad Willcutt, C Bob McCrory, P
2002	Bob McCrory, P
2001	Jeff Cook, OF Shea Douglas, P
2000	Chris Finnegan, C Josh Hoffpauir, IF
1999	Jeremy Albritton, OF Darren Welch, DH
1998	Jeremy Albritton, OF Scott Cheek, IF Jason Fortenberry, P
1997	Jeremy Schied, IF Braxton Whitehead, C
1996	Derek Reams, C Jared Martin, IF Chris Hesse, OF

Third Team

1997	Jared Martin, IF Chris Hesse, OF Brandon Parker, RP
1996	Cliff Wren, IF John Bale, P

Freshman

2006	Luke Adkins, OF Brian Dozier, SS Michael Ewing, 1B
2005	Trey Sutton, IF
2004	Mike Cashion, P Patrick Ezell, P
2003	Marc Maddox, 1B
2002	Jarrett Hoffpauir, 2B Cliff Russum, P Matt Shepherd, SS Brad Willcutt, C
2000	Shea Douglas, P
1999	Darren Welch, C/DH
1996	Jeff Davis, OF Cliff Wren, IF Matt Baltz, IF Jeremy Albritton, DH

All C-USA Tournament

2007	Barry Bowden, P
2005	Trey Sutton, IF Jason Lowery, OF
2004	Mike Cashion, P Ryan Frith, OF Jarrett Hoffpauir, 2B Matt Shepherd, SS Brad Willcutt, C
2003	Jeff Cook, OF Beau Griffin, OF Clint King, OF Jason Lowery, OF Clint King, MVP Clint King, DH
2002	Clint King, DH
2001	Clint Stoy, OF
1999	Michael Artman, OF
1998	Jeremy Schied, IF
1996	Cliff Wren, 1B Jeff Davis, DH

C-USA Coach of the Year

2003	Corky Palmer
------	--------------

Metro Conference Coach of the Year

1990	Hill Denson
1989	Hill Denson

Metro Conference Player of the Year

1994	Tommy Davis, 1B
------	-----------------

All-Metro Conference

1995	Heath Cantrelle, P, Second Team Brent Moser, OF, Second Team Derek Reams, C, First Team Jeremy Williamson, P, Second Team
1994	Tommy Davis, 1B, First Team Derek Reams, OF, First Team

	Shane Pullen, OF, First Team Eric Eckstein, 2B, Second Team
1993	Ryan Kritscher, 2B, First Team Jason Simpson, Util., Second Team Chris Logan, C, Second Team Andy Woodard, OF, Second Team Gregg Kennedy, P, Second Team
1992	Bill Selby, 2B, First Team Tommy Davis, 3B, Second Team Doug Benefiel, C, Second Team
1991	Todd Nace, OF, First Team Scotty Jurich, 2B, Second Team Bill Selby, 3B, Second Team Tony Phillips, P, Second Team
1990	Damon Pollard, P, First Team Scotty Jurich, 2B, Second Team Kevin Young, 3B, Second Team Doug Benefiel, C, Second Team Chris Robbins, DH, Second Team
1989	Fred Cooley, DH, First Team Scotty Jurich, 2B, Second Team Kenny Graves, C, Second Team Todd Nace, OF, Second Team Chuck Shive, P, Second Team

Metro Conference Newcomer of the Year

1992	Tommy Davis
------	-------------

Metro Conference All-Tournament Team


1995	Justin Harrison, OF
1994	Tommy Davis, 1B Eric Eckstein, 2B Derek Reams, OF Shane Pullen, OF
1993	Andy Woodard, OF
1991	Scotty Jurich, 2B Todd Nace, OF David Christenberry, P
1990	Damon Pollard, P
1989	Kenny Graves, C John Gilligan, P Sedgewick McCollum, DH Damon Pollard, P
1988	Doug Cronk, 1B Fred Cooley, DH
1987	Doug Cronk, 1B
1986	Sylvester Love, OF John Gessner, P
1984	Juan Vasquez, C
	MSWA Player of the Year
1994	Tommy Davis, 1B
	MSWA Newcomer of the Year
1994	Derek Reams, C




Golden Eagles In Professional Baseball



Daniel Best



Jeff Cook



Anthony DeWitt




Shea Douglas

Golden Eagles in the Major League Draft

Year	Name	Organization	Round
1966	Frank Baker	San Francisco Giants	22
1967	Frank Baker	New York Yankees	2*
	Ed Assaf	Kansas City Royals	44
1968	Ed Assaf	San Francisco Giants	8^
1971	Ray Guy	Houston Astros	3
1972	Ray Guy	Atlanta Braves	17
1973	Ray Guy	Cincinnati Reds	3^
	Wilson Plunkett	California Angels	31
1974	Wilson Plunkett	New York Yankees	3
1986	Greg Conner	San Francisco Giants	7
	Kent Willis	Cincinnati Reds	12
1987	Scooter Love	San Francisco Giants	7
1988	Fred Cooley	Atlanta Braves	12
	Scooter Love	Milwaukee Brewers	15
	Doug Cronk	Texas Rangers	22
	Darrell Lindsey	Philadelphia Phillies	38
1989	Pat Rapp	San Francisco Giants	15
	Kenny Graves	New York Mets	33
	Fred Cooley	Oakland Athletics	37
	Chuck Shive	Philadelphia Phillies	40
1990	Damon Pollard	Kansas City Royals	14
	Kevin Young	Pittsburgh Pirates	15
	Kerry Valrie	Chicago White Sox	19
	Tony Phillips	New York Mets	19
	John Gilligan	Toronto Blue Jays	36
1991	Marc Kubicki	Chicago White Sox	16
	Tony Phillips	Seattle Mariners	17
1992	Bill Selby	Boston Red Sox	13
	Mickey Dutil	Pittsburgh Pirates	46
1993	Jeff Pickich	Pittsburgh Pirates	22
	Greg Kennedy	Boston Red Sox	24
1994	Tommy Davis	Baltimore Orioles	2
	Brett LeGrow	Philadelphia Phillies	22
	Shane Pullen	Philadelphia Phillies	26
1995	Jeremy Williamson	Kansas City Royals	16
	Kevin Bentley	Chicago Cubs	24
1996	John Bale	Toronto Blue Jays	5
	Chad Bradford	Chicago White Sox	13
1997	Brandon Parker	Seattle Mariners	2
	Braxton Whitehead	Cincinnati Reds	14
	Kyle Logan	Houston Astros	21
	Jared Martin	Arizona Diamondbacks	24
	Donovan Marbury	Boston Red Sox	35
2001	Anthony Rawson	St. Louis Cardinals	41
2002	Shea Douglas	Cleveland Indians	32
2003	Clint King	Chicago White Sox	3
	Bob McCrory	Baltimore Orioles	4
	Jeff Cook	Arizona Diamondbacks	5
2004	Jarrett Hoffpauir	St. Louis Cardinals	6
	Matt Shepherd	St. Louis Cardinals	8
	Ryan Frith	Philadelphia Phillies	17
	Austin Tubb	St. Louis Cardinals	32
	Anthony DeWitt	Houston Astros	36
2005	Brad Willcutt	Milwaukee Brewers	27
2006	Marc Maddox	Kansas City Royals	9
	Daniel Best	Kansas City Royals	14
	Toddric Johnson	Oakland A's	14
	Scott Massey	Pittsburgh Pirates	24
2007	Ryan Belanger	Kansas City Royals	FA


* June – secondary phase ^ January – secondary phase



Ryan Frith



Jarrett Hoffpauir



Toddric Johnson



Bob McCrory



Golden Eagles In Professional Baseball

Southern Miss Baseball Players who have played in the Major Leagues

John Bale

Southern Miss: 1995-96
 Drafted: 5th round (Toronto Blue Jays, 1996)
 Major League Debut: September 30, 1999
 1999-00: Toronto Blue Jays
 2001-02: Baltimore Orioles
 2003: Cincinnati Reds

Tommy Davis

Southern Miss: 1992-94
 Drafted: 2nd round (Baltimore Orioles, 1994)
 Major League Debut: May 14, 1999
 1999: Baltimore Orioles

Chad Bradford

Southern Miss: 1996
 Drafted: 13th round
 (Chicago White Sox, 1996)
 Major League Debut: August 1, 1998
 1998-00: Chicago White Sox
 2001-04: Oakland A's
 2005: Boston Red Sox
 2006: New York Mets
 2007: Baltimore Orioles

Bill Selby

Southern Miss: 1991-92
 Drafted: 13th round (Boston, 1992)
 Major League Debut: April 19, 1996
 1996: Boston Red Sox
 2000: Cleveland Indians
 2001: Cincinnati Reds
 2002-03: Cleveland Indians
 2004: Chicago Cubs

Kevin Young

Southern Miss: 1990
 Drafted: 15th Round (Pittsburgh, 1990)
 Major League Debut: July 12, 1992
 1992-95: Pittsburgh Pirates
 1996: Kansas City Royals
 1997-2003: Pittsburgh Pirates
 2003: Rochester Red Wings (AAA)

Pat Rapp

Southern Miss: 1989-90
 Drafted: 15th round (San Francisco, 1989)
 Major League Debut: July 10, 1992
 1992: San Francisco Giants
 1993-96: Florida Marlins
 1997: Florida & San Francisco
 1998: Kansas City Royals
 1999: Boston Red Sox
 2000: Baltimore Orioles
 2001-02: Anaheim Angels

Frank Baker

Southern Miss: 1965-67
 Drafted: 2nd round
 (New York Yankees, 1967)
 Major League Debut: Aug. 9, 1970
 1970-71: New York Yankees
 1973-74: Baltimore Orioles

Micky Harrington

Southern Miss: 1952-55
 Major League Debut: July 10, 1963
 1963: Philadelphia Phillies

Jim Davenport

Southern Miss: 1952-54
 1958-70: San Francisco Giants
 1985: Manager, San Francisco Giants

John Melvin (Bubba) Phillips

Southern Miss: 1947-48
 Major League Debut: April 30, 1955
 1955: Detroit Tigers
 1956-59: Chicago White Sox
 1960-62: Cleveland Indians
 1963-64: Detroit Tigers

Fred Waters

Southern Miss: 1947-48
 Major League Debut: Sept. 20, 1955
 1955-56: Pittsburgh Pirates

Hugh Laurin Pepper

Southern Miss: 1953-54
 Major League Debut: July 4, 1954
 1954-57: Pittsburgh Pirates



Marc Maddox



Anthony Rawson



Matt Shepherd



Brad Willcutt

Southern Miss Players Currently in The Minor Leagues

Name	Organization	League	Affiliation
Jarrett Hoffpauir	Memphis	Pacific Coast	St. Louis (AAA)
Bob McCrory	Bowie	Eastern	Baltimore (AA)
Daniel Best	Burlington	Midwest	Kansas City (A)
Marc Maddox	Wilmington	Carolina	Kansas City (A)
Toddric Johnson	Kane County	Midwest	Oakland (A)
Ryan Belanger	Burlington	Appalachian	Kansas City (R)
Brandon Parker	Jackson	Central	Independent



Postseason Tournaments

NCAA Tournaments

2007 Oxford Regional – Oxford, Miss.

W/14-1	Troy
L/0-4	Ole Miss
L/11-12	Sam Houston State

2006 Tuscaloosa Regional – Tuscaloosa, Ala.

L/8-10	Troy
W/6-2	Jacksonville State
L/5-6	Troy

2005 Oxford Regional – Oxford, Miss.

L/4-5	Oklahoma
L/2-12	Maine

2004 Baton Rouge Regional – Baton Rouge, La.

W/6-5	College of Charleston
L/2-6	Louisiana State
L/3-7	College of Charleston

2003 Hattiesburg Regional – Hattiesburg, Miss.

L/3-5	Southern University
W/18-0	Murray State
W/18-1	Southern University
L/2-3	Baylor

1999 Southeast Regional – Tuscaloosa, Ala.

W/20-13	South Alabama
L/4-10	Alabama
W/10-9	South Alabama
L/6-7	Alabama

1991 Central Regional – Austin, Texas

L/5-6	Long Beach State
L/2-18	Texas

1990 South I Regional – Baton Rouge, La.

L/3-23	Southern California
W/14-10	Louisiana-Lafayette
L/3-15	Houston

2006 – Houston, Texas (Rice)

W/6-2	Memphis
L/1-5	Rice
L/5-8	Memphis

Conference USA Tournaments

2007-Greenville, N.C.

W/9-5	UAB
L/1-2	East Carolina
L/2-6	Tulane



Brady Mills

2005 – Hattiesburg, Miss.

W/5-3	USF
L/0-8	TCU
W/9-3	USF
L/7-13	TCU

2004 – Houston, Texas (Houston)

L/5-10	Memphis
W/16-4	Tulane
W/13-0	Memphis
W/16-10	UAB
W/9-7	UAB
L/1-3	TCU

2003 – New Orleans, La.

W/13-0	Charlotte
W/7-2	Houston
W/3-1	East Carolina
W/7-5	Tulane

2002 – Kinston, N.C.

W/7-3	Tulane
L/1-7	Houston
L/5-12	Tulane

2001 – Metairie, La.

W/6-2	Houston
W/18-5	USF
L/4-6	USF
L/4-7	USF

2000 – St. Petersburg, Fla.

L/2-7	Cincinnati
W/10-9	Tulane
L/6-10	UAB

1999 – Millington, Tenn.

W/10-5	Louisville
--------	------------

L/4-11	Tulane
W/5-2	Louisville
L/7-13	Tulane

1998 – Metairie, La.

L/3-13	Charlotte
W/7-6	Memphis
W/6-5	Houston
L/5-6	Charlotte

1997 – New Orleans, La.

L/9-14	Charlotte
W/5-0	Cincinnati
L/2-6	Tulane

1996 – Hattiesburg, Miss.

W/9-4	Memphis
L/5-9	Tulane
W/9-5	Saint Louis
L/8-10	Tulane

Metro Conference Tournaments

1995 – Charlotte, N.C.

W/9-3	Tulane
L/2-3	Virginia Tech
W/10-0	Louisville
L/1-4	USF

1994 – Louisville, Ky.

W/10-9	Louisville, Ky.
L/4-6	Virginia Tech
W/8-6	Virginia Commonwealth
W/1-5 (10)	Charlotte
L/6-14	Tulane

1993 – Richmond, Va.

L/3-7	Louisville
W/12-5	Louisville
L/2-11	Charlotte

1992 – New Orleans, La.

L/4-7	Tulane
W/10-3	Virginia Tech
L/7-8	Louisville

1991 – Salem, Va.

W/19-3	Louisville
W/11-2	Memphis
W/3-1	Florida State
L/8-10	South Carolina
Co-Champions with Florida State	

1990 – Hattiesburg, Miss.

W/5-1	Louisville
L/3-4	Cincinnati
W/5-2	Memphis
L/1-8	Florida State

1989 – Columbia, S.C.

W/13-3	Louisville
W/7-4	Virginia Tech
L/7-14	Florida State
W/5-0	Cincinnati
L/5-6 (12)	Florida State

1988 – Tallahassee, Fla.

W/11-4	Memphis
L/2-4	South Carolina
W/10-1	Cincinnati
L/2-6	South Carolina

1987 – Columbia, S.C.

L/1-10	Memphis
W/14-9	Virginia Tech
L/1-5	Florida State

1986 – Tallahassee, Fla.

L/1-10	South Carolina
W/14-5	Louisville
W/11-1	Cincinnati
L/2-4	Memphis

1985 – Tallahassee, Fla.

L/1-13	South Carolina
L/9-11	Cincinnati

1984 – Tallahassee, Fla.

W/4-2	Tulane
L/5-8	South Carolina
L/5-17	Virginia Tech

1983 – Tallahassee, Fla.

L/7-14	Florida State
L/2-11	Virginia Tech