

Southern Miss Men's Basketball

SOUTHERN MISS GOLDEN EAGLES (7-4, 0-0 C-USA)

Head Coach: Doc Sadler (Arkansas, 1982)

Record at Southern Miss: 43-85* (fifth season), **Career Record:** 192-192 (13th season)



SOUTH DAKOTA COYOTES (6-6, 0-0 Summit)

Head Coach: Todd Lee (South Dakota, 1986)

Record at South Dakota: 6-6 (first season) **Career Record:** 160-87 (ninth season)



David Cohen, Director of Communications

• 601-266-6240 (o)
• 817-739-6585 (c)
• david.cohen@usm.edu
• @DavidECohen_

Southern Miss Athletics
• 118 College Drive #5017
• Hattiesburg, Miss. 39406-0001

Game Information

Date / Time:
Friday, Dec. 21 7 p.m. CT

Site / Venue: Vermillion, S.D.
Coyote Sports Center (6,000)

TV: N/A
Talent: N/A

Radio: USM IMG Sports Network
Talent: John Cox

Live Stats: SouthernMiss.com
@SouthernMissMBB

Video: GoYotes.com/watch
Talent:

Series vs. South Dakota

Overall	0-1
Home	0-0
Away	0-0
Neutral	0-1
Sadler vs. Opponent	2-1
Last Meeting	Nov. 24, 2017

Schedule/Results

Date	Opponent	Time (CT)/Result
Nov. 6	Southeastern Baptist	W, 111-66
Nov. 11	at SMU%	W, 74-64
Nov. 15	at Troy	W, 81-66
Nov. 20	vs. North Florida%	L, 48-64
Nov. 21	vs. Western Carolina%	W, 68-63
Nov. 25	William Carey	L, 72-78
Nov. 28	South Alabama	W, 71-67
Dec. 2	Rust	W, 106-46
Dec. 11	Millsaps	W, 81-47
Dec. 15	at Wichita State	L, 60-63
Dec. 19	at RV/RV Kansas State	L, 51-55
Dec. 21	at South Dakota	7 p.m.
Dec. 29	at Louisiana Tech	4 p.m.
Jan. 3	at Rice	3 p.m.
Jan. 5	at North Texas	4 p.m.
Jan. 10	Middle Tennessee	7 p.m.
Jan. 12	UAB	4 p.m.
Jan. 17	at Charlotte	6 p.m.
Jan. 19	at Old Dominion	3 p.m.
Jan. 24	WKU	7 p.m.
Jan. 26	Marshall	4 p.m.
Jan. 31	at FIU	6 p.m.
Feb. 2	at Florida Atlantic	3 p.m.
Feb. 9	Louisiana Tech	4 p.m.
Feb. 14	UTSA	7 p.m.
Feb. 16	UTEP	2 p.m.
Feb. 23	TBA (bonus play)	TBA
Feb. 28	TBA (bonus play)	TBA
March 3	TBA (bonus play)	TBA
March 6	TBA (bonus play)	TBA
March 9	TBA (bonus play)	TBA
March 13-16	C-USA Championships	

• -- Denotes Conference USA Game
% - Cancun Challenge

Golden Eagle Notes

- Southern Miss is off to its best start (7-4) through 11 games since the 2011-12 NCAA Tournament season, excluding vacated seasons of 2012-13, 2013-14 and the first six wins of 2014-15. This year's team is 2-2 in true road games, after averaging just 1.5 over the last four seasons.
- The Golden Eagles are coming off two heartbreaking losses in the Sunflower State to begin the road trip. On Wednesday in Manhattan, the Black and Gold led No. 28 Kansas State by as much as 16 early in the second half after falling behind 7-0. The Wildcats rallied with a 24-2 run, and while Southern Miss got back within 44-42 at the 5:54 mark, KSU staved off the rally.
- In Saturday's game at Wichita State, Southern Miss found itself down 16 with 10 minutes to go before it unleashed a 14-0 run that was capped off by Cortez Edwards' backdoor cut and dunk with five minutes remaining. Dominic Magee's reverse layup with 53 seconds left put Southern Miss up by one. Tyree Griffin was fouled on a game-tying three-pointer, but injured on the play, and Wichita State elected to send Leonard Harper-Baker to the line, where he was unable to convert.
- This is the second installment of a six-game road swing for the Golden Eagles. The Jan. 10 home game versus Middle Tennessee will be its first in 30 days, the longest-such stretch away from Hattiesburg since a seven-game span in the 1997-98 season (31 days). The 1978-79 team also went 38 days between home contests.
- This is only the second all-time meeting between the schools, with the other one coincidentally coming 62 miles away in Sioux Falls, S.D., over Thanksgiving weekend at the 2017 Sanford Pentagon Showcase. The Coyotes, who would go on to finish 25-9, took a 32-31 halftime lead after a 6-0 run, then outscored the Golden Eagles 52-40 in the second half for the win.
- South Dakota, like Southern Miss, has played a gauntlet of a road non-conference schedule. The Coyotes played three games in the Bimini (Bahamas) Jam, which included a win over UMBC, and have also gone on the road to take on Baylor, Colorado, Colorado State (win), and most recently, No. 1 Kansas. Head coach Todd Lee was at Grand Canyon from 2013-18 as the associate head coach, where Dominic Magee played the 2015-16 season. The Coyotes return four starters from last year with two grad transfers.
- Edwards needs four rebounds to become the fourth player in Southern Miss history to register 1,000 points, 500 rebounds and 200 assists over their career. Edwards also finished his junior season with single-season school records for steals (71) and minutes (1,219). He increased his scoring totals from 1.9 to 11.0 to 16.6 ppg his first three years, and his 157 steals rank No. 4 all-time, passing assistant coach Clarence Weatherspoon on Wednesday. The school record is 193, held by Curtis Green (1980-84). Edwards is also the first since Gary Flowers in 2011 to reach the 1,000-point mark, and is now No. 30 in school history with 1,124. Next up for Edwards is John Prince (1973-77) at 1,134.
- Southern Miss is No. 2 nationally for assist-turnover ratio (1.81) and No. 7 for fewest turnovers (9.9 pg). As for the latter category, the Black and Gold have made major improvements over the course of Sadler's tenure. The team was No. 296 in the 2014-15 season, then finished No. 245, 117 and No. 5 in 2017-18 (first time averaging less than 10 per game since the 2008-09 season).
- The Golden Eagles currently rank first or second in C-USA for assist-turnover ratio, assists per game, defensive rebounds per game, fewest fouls per game, scoring margin, total assists and turnovers per game.

Probable Starters



Dominic Magee
10.0 ppg | 4.1 rpg
6-4 | 190 | R Sr.
Harvey, La.



Cortez Edwards
14.5 ppg | 5.8 rpg
6-2 | 180 | Sr.
Kissimmee, Fla.



Kevin Holland
3.2 ppg | 1.6 rpg
5-10 | 175 | R Sr.
Tuscaloosa, Ala.



Leonard Harper-Baker
7.7 ppg | 7.6 rpg
6-6 | 205 | R Jr.
Detroit, Mich.



Tyree Griffin
13.4 ppg | 6.7 apg
5-10 | 175 | R Sr.
New Orleans, La.

Southern Miss Name Usage

The University of Southern Mississippi has adopted "Southern Miss" as its official nickname. A majority of alumni, fans, and supporters prefer the "Southern Miss" nickname.

Though not preferred, names such as "USM" and the university's full name will continue to be approved by the licensing department for use on imprinted merchandise.

Nicknames including "S. Mississippi," "SO. Mississippi," "S. Miss," and "Southern" are not acceptable. Additionally, when using the university's full name, "The" must be included in the title, i.e., The University of Southern Mississippi.



2018-19 Southern Miss Basketball Roster

No.	Name	Pos.	Ht.	Wt.	Cl.	Hometown / Previous School
0	Dominic Magee	G	6-4	190	RS SR	Harvey, La./Grand Canyon
1	Cortez Edwards	G	6-2	180	SR	Kissimmee, Fla./Osceola HS
2	Shakur Daniel	G	6-5	175	FR	Ajax, Ontario, Canada/SW Christian Academy
3	Gabe Watson	G	6-2	180	FR	Ridgeland, Miss./St. Joseph Catholic HS
4	Christian Clark	G	5-10	175	RS JR	Hattiesburg, Miss./Mack Prep (N.C.) Academy
11	LaDavius Draine	G	6-4	215	SO	Calhoun City, Miss./Calhoun City HS
12	Tim Rowe	F	6-11	220	RS JR	Lilburn, Ga./Mount Zion Prep
13	Boban Jacdonmi	F	6-9	250	RS JR	London, England/Chattanooga State CC
14	Tyler Stevenson	G/F	6-7	185	FR	Columbus, Miss./New Hope HS
15	Clay Weatherspoon	G	6-2	195	JR	Ridgeland, Miss./Ridgeland HS
20	Kevin Holland	G	6-1	187	RS SR	Tuscaloosa, Ala./Paul W. Bryant HS
21	Anfernee Hampton	G	6-5	170	RS SR	Jackson, Miss./Miss. Gulf Coast CC
23	Ladarius Marshall	F	6-7	225	FR	Jackson, Miss./Forest Hill HS
32	Leonard Harper-Baker	F	6-6	205	RS JR	Detroit, Mich./Moberly Area CC
55	Tyree Griffin	G	5-10	175	RS SR	New Orleans, La./Oklahoma State

Coaching / Support Staff

Doc Sadler (Arkansas, 1982), Head Coach, Fifth Season
 Steve Shields (Baylor, 1988) – Assistant Coach, Second Season
 Marques Townsend (Kansas, 2014), Assistant Coach, Fourth Season
 Clarence Weatherspoon (Southern Miss, 1993), Assistant Coach, Third Season
 Omar Thomas (UTEP, 2005), Director of Basketball Operations, Second Season
 Connor Wheeler (SIU Edwardsville), Video Coordinator, First Season
 Jeremy Tekulve (Southern Miss, 2017), Graduate Assistant, First Season

Squad Breakdown

By Class	Sophomores (1)	By State	Michigan (1)	Canada (1)
Seniors (5)	LaDavius Draine	Alabama (1)	Leonard Harper-Baker	Shakur Daniel (Ajax, Ontario)
Dominic Magee		Kevin Holland (Tuscaloosa)	(Detroit)	
Cortez Edwards				
Tyree Griffin	Freshmen (4)	Florida (1)	Mississippi (7)	England (1)
Kevin Holland	Shakur Daniel	Cortez Edwards (Kissimmee)	Christian Clark (Hattiesburg)	Boban Jacdonmi (London)
Anfernee Hampton	Ladarius Marshall		LaDavius Draine (Calhoun City)	
	Tyler Stevenson	Georgia (1)	Anfernee Hampton (Jackson)	
Juniors (5)	Shakur Daniel	Tim Rowe (Lilburn)	Ladarius Marshall (Jackson)	
Tim Rowe			Tyler Stevenson (Columbus)	
Leonard Harper-Baker		Louisiana (2)	Gabe Watson (Ridgeland)	
Boban Jacdonmi		Tyree Griffin (New Orleans)	Clay Weatherspoon (Jackson)	
Christian Clark		Dominic Magee (Harvey)		
Clay Weatherspoon				

Game-by-Game Starting Lineups

SE Baptist (W)	Griffin	Edwards	Holland	Draine	Jacdonmi
at SMU (W)	Griffin	Edwards	Holland	Harper-Baker	Rowe
at Troy (W)	Griffin	Edwards	Holland	Harper-Baker	Rowe
vs. North Florida (L)	Griffin	Edwards	Holland	Draine	Rowe
vs. W. Carolina (W)	Griffin	Edwards	Holland	Draine	Rowe
William Carey (L)	Griffin	Edwards	Holland	Harper-Baker	Rowe
South Alabama (W)	Griffin	Edwards	Holland	Harper-Baker	Rowe
Rust (W)	Griffin	Edwards	Holland	Harper-Baker	Rowe
Millsaps (W)	Griffin	Edwards	Holland	Harper-Baker	Magee
at Wichita State (L)	Griffin	Edwards	Holland	Harper-Baker	Magee
at Kansas State (L)	Griffin	Edwards	Holland	Harper-Baker	Magee

NCAA Basketball Polls

AP Top 25 Week 7			
Rk	Team	Record	Pts
1	Kansas (56)	9-0	1586
2	Duke (5)	9-1	1488
3	Tennessee (2)	8-1	1464
4	Michigan (1)	11-0	1442
5	Virginia (1)	9-0	1400
6	Nevada	11-0	1319
7	Auburn	9-1	1156
8	Gonzaga	9-2	1147
9	North Carolina	8-2	1126
10	Michigan State	9-2	1070
11	Florida State	8-1	949
12	Texas Tech	10-0	912
13	Virginia Tech	9-1	838
14	Buffalo	10-0	684
15	Ohio State	9-1	647
16	Wisconsin	9-2	619
17	Mississippi State	9-1	529
18	Arizona State	8-1	415
19	Kentucky	8-2	377
20	Marquette	8-2	350
21	Houston	10-0	266
22	Indiana	9-2	226
23	Iowa	8-2	224
24	Furman	12-0	208
25	Nebraska	9-2	156

Others receiving votes: Oklahoma 115, Maryland 103, **Kansas State 90**, St. John's 59, Villanova 52, NC State 38, Purdue 20, TCU 17, Iowa State 9, Cincinnati 7, Louisville 6, Minnesota 3, Florida 3, Belmont 2, San Francisco 2, NJIT 1

USA Today Coaches Poll Week 7

Rk	Team	Record	Pts
1	Kansas (27)	9-0	768
2	Duke (1)	9-1	709
3	Virginia	9-0	697
4	Tennessee	8-1	694
5	Michigan (3)	11-0	678
6	Nevada	11-0	617
7	Auburn	9-1	532
8	Michigan State	9-2	502
9	Gonzaga	9-2	497
10	North Carolina	8-2	493
11	Texas Tech	10-0	470
12	Florida State	8-1	452
13	Virginia Tech	9-1	425
14	Ohio State	9-1	341
15	Buffalo	10-0	318
16	Mississippi State	9-1	272
17	Wisconsin	9-2	232
18	Kentucky	8-2	198
19	Arizona State	8-1	178
20	Houston	10-0	168
21	Iowa	8-2	115
22	Nebraska	9-2	94
23	Marquette	8-2	91
24	Maryland	9-2	90
25	Furman	12-0	82

Others receiving votes: Indiana 62, Oklahoma 58, St. John's 51, **Kansas State 45**, Villanova 35, Cincinnati 28, TCU 24, Iowa State 15, NC State 13, UCF 7, North Texas 7, Florida 6, Louisville 6, Purdue 3, Belmont 2

2018-19 Opponents Listed in **BOLD**



2018-19 TV/Radio Roster



0
DOMINIC MAGEE
F | 6-4 | 190 | RSr.
Harvey, La.




1
CORTEZ EDWARDS
G | 6-2 | 180 | Sr.
Kissimmee, Fla.



2
SHAKUR DANIEL
G | 6-5 | 175 | Fr.
Ajax, Ontario, Canada



3
GABE WATSON
G | 6-2 | 180 | Fr.
Ridgeland, Miss.



4
CHRISTIAN CLARK
G | 5-10 | 175 | RJr.
Hattiesburg, Miss.



11
LaDAVIUS DRAINE
G | 6-4 | 215 | So.
Calhoun City, Miss.



12
TIM ROWE
F | 6-11 | 260 | RJr.
Lilburn, Ga.



13
BOBAN JACDONMI
F | 6-9 | 250 | RJr.
London, England



14
TYLER STEVENSON
G/F | 6-7 | 185 | Fr.
Columbus, Miss.



15
CLAY WEATHERSPOON
G | 6-2 | 195 | Jr.
Ridgeland, Miss.




20
KEVIN HOLLAND
G | 6-1 | 187 | RSr.
Tuscaloosa, Ala.



21
ANFERNEE HAMPTON
G | 6-5 | 170 | RSr.
Jackson, Miss.



23
LADARIUS MARSHALL
F | 6-7 | 225 | Fr.
Jackson, Miss.



32
LEONARD HARPER-BAKER
F | 6-6 | 205 | RJr.
Detroit, Mich.



55
TYREE GRIFFIN
G | 5-10 | 175 | RSr.
New Orleans, La.



DOC SADLER
Head Coach
Fifth Season



STEVE SHIELDS
Assistant Coach
Second Season



MARQUES TOWNSEND
Assistant Coach
Fourth Season



CLARENCE WEATHERSPOON
Assistant Coach
Third Season



OMAR THOMAS
Director of Ops.
Second Season



Last Time Out

MANHATTAN, Kan. -- Southern Miss overcame a slow start to eventually lead by 16 against the No. 28 Kansas State Wildcats, but the Purple and White's home-court advantage and 2018 Elite Eight experience helped it slip away, 55-51, from the Golden Eagles on Wednesday night.

"I thought the first half we did everything but you have to give them credit for the second half," head coach Doc Sadler said. "[Kamau] Stokes got hot and hit four threes on us and that was the difference in the ball game. You hold a team to 55 points and you have to win. We were 7-of-33 from the three-point line and did not get to the free throw line, so give them credit. They made some plays down the stretch that we did not make."

The two teams last played each other in Pittsburgh during the first round of the 2012 NCAA Tournament. The Golden Eagles' following 2 1/2 seasons would be vacated, including probation and scholarship limitations that remain in place this season.

Southern Miss led 31-19 at the break after Gabe Watson's soft dunk in the final second. The Golden Eagles trailed 7-0 in the early going, but buckled down on defense and found their touch for a 14-0 run over the next 4:21.

The 19 first-period points were the second-fewest allowed in a half for the Golden Eagles, and the best such showing against a Division I team since leading Louisiana Tech 40-17 at the break on March 3.

"There are 20 more minutes," Sadler said as his halftime message to the team. "It is not even close to being over with. You know they are going to make a run and they did. Then we came back and had to show some toughness and we did. But you knew that they were going to come back."

"The first five minutes of the second half we came out, played with energy and got a steal on the first possession. They are a good basketball team. We missed some open shots, they got on that run and we could not stop it."

The Golden Eagles showed lots of life in the opening minutes of the second half, as Cortez Edwards picked up a steal and fastbreak dunk over his defender on the first possession. Tyree Griffin then hit a jumper at 16:05 to up the lead to 35-19, the largest of the night. Kansas State then put together a 24-2 run that lasted until the 7:44 mark of the second half. The Wildcats hit back-to-back three-pointers, after missing its first 10, in that burst to force a Southern Miss timeout at 14:13.

Despite the Wildcats leading 43-37 at that point, Edwards and LaDavius Draine scored the next five points to cut it back to 43-42. It would be the closest Southern Miss would get. Dominic Magee calmly hit two free-throws with 11 seconds left to make it a 53-51 game, but Kansas State's Barry Brown sank two more on the other end to finish the game.

"They missed some open shots in the first half," Sadler said. "We did a good job of defending, though. I have to give our guys credit. We did not give them any easy baskets and we made them earn it. We did not give them that many offensive rebounds. We made them earn every point that they got."

Southern Miss (7-4) now looks to close out the arduous road trip Friday night at 7 p.m. CT at South Dakota.

Series Results

11/24/2017 L, 71-84 N1
1 - Sanford Pentagon Showcase (Sioux Falls, S.D.)

COMPARISON OFFENSE

USD	Team	USM
66.2	PPG	74.8
43.1	FG%	45.5
29.7	3FG%	34.4
69.3	FT%	61.1
32.2	RPG	38.8
11.6	APG	17.9
11.8	TOs PG	9.9

COMPARISON DEFENSE

USD	Team	USM
64.9	PPG	61.7
43.0	FG%	39.1
31.6	3FG%	31.4
69.6	FT%	59.6
34.0	RPG	37.1
10.0	APG	12.0
14.3	TOs Forced PG	15.0
2.2	Blocks PG	4.1
6.8	Steals PG	8.7

RAISED ON THE RADIO

Longest-active basketball announcers (D1)

- 51 Ray Goss (Duquesne)
- 50 Bill Hillgrove (Pittsburgh)
- 45 Art Challis (Southern Utah)
- 45 Rich Chvotkin (Georgetown)
- 45 Dave Nitz (Louisiana Tech)
- 41 John Cox (Southern Miss)**
- 40 Mike Reis (Southern Illinois)
- 40 Dave Snell (Bradley)

ELITE REBUILDING

Perfect four-year trends in conference wins
(teams that matched number back-to-back seasons not included)

Auburn (4-5-7-13)
Bucknell (13-14-15-16)
Central Arkansas (2-6-7-10)
Florida A&M (2-4-5-7)
Grambling (0-4-10-13)
Nevada (5-10-14-15)
Penn (4-5-6-12)
Saint Louis (3-5-6-9)
Savannah State (5-9-10-12)
USC (3-9-10-12)
Southern Miss (3-5-6-7)
UMBC (2-3-9-12)
UNC Greensboro (6-10-14-15)

Last Meeting

Official Basketball Box Score -- Game Totals -- Final Statistics
Southern Miss vs South Dakota
11/24/17 5:30 p.m. at Sioux Falls, SD (Sanford Pentagon)

Southern Miss 71 • 2-2

#	Player		Total		3-Ptr		Rebounds			PF	TP	A	TO	Blk	Stl	Min		
			FG	FGA	FG	FGA	FT	FTA	Off								Def	Tot
00	Magee, Dominic	*	3	9	1	4	1	2	0	6	6	3	8	2	0	0	2	25
01	Edwards, Cortez	*	7	14	1	3	3	3	1	2	3	1	18	1	1	0	2	36
05	Griffin, Tyree	*	5	12	0	2	4	8	1	3	4	3	14	5	3	0	2	36
12	Rowe, Tim	*	1	2	0	1	0	1	1	1	4	2	0	0	1	0	1	13
20	Holland, Kevin	*	1	2	1	1	0	0	2	2	4	3	0	1	0	1	0	23
02	Richardson, D'Angelo	*	3	6	0	2	0	0	0	0	0	1	6	2	1	0	1	19
11	Draine, LaDavius	*	2	5	1	3	0	0	1	0	1	0	5	1	0	0	0	10
15	Davis, Eddie	*	1	3	0	1	0	0	2	0	2	4	2	1	4	0	0	18
21	Hampton, Anfernee	*	5	8	1	2	2	2	2	0	2	2	13	0	0	0	0	20
Team								0	2	2				1				
Totals			28	61	5	19	10	16	7	16	23	22	71	12	11	1	7	200

FG % 1st Half: 12-29 41.4% 2nd half: 16-32 50.0% Game: 28-61 45.9%
3FG % 1st Half: 1-7 14.3% 2nd half: 4-12 33.3% Game: 5-19 26.3%
FT % 1st Half: 6-9 66.7% 2nd half: 4-7 57.1% Game: 10-16 62.5%

South Dakota 84 • 5-1

#	Player		Total		3-Ptr		Rebounds			PF	TP	A	TO	Blk	Stl	Min	
			FG	FGA	FG	FGA	FT	FTA	Off								Def
02	Hurst, Carlton	*	2	4	1	1	0	0	1	1	4	5	0	1	0	22	
03	Simpson, Triston	*	1	5	0	2	4	4	0	1	1	2	6	4	1	0	31
12	Burch-Manning, Trey	*	6	9	0	1	6	7	6	8	14	2	18	1	3	0	36
13	Mooney, Matt	*	4	12	3	6	4	6	4	4	4	4	15	4	3	0	33
25	Hagedorn, Tyler	*	4	5	1	2	7	8	1	6	7	3	16	2	2	0	23
05	Doss, Joshua	*	1	1	0	0	0	0	0	0	0	2	0	1	0	1	5
20	Armstrong, Brandon	*	1	2	0	1	0	0	0	0	1	2	1	0	0	0	8
22	Peterson, Tyler	*	3	5	1	3	2	4	0	4	4	2	9	3	3	0	26
31	Jech, Dan	*	4	5	0	0	0	0	2	5	7	1	8	0	1	0	12
34	Fuller, Nick	*	1	2	1	1	0	0	0	0	1	3	0	0	0	0	4
	Team							0	1	1							
Totals			27	50	7	17	23	29	9	30	39	20	84	15	15	0	200

FG % 1st Half: 11-27 40.7% 2nd half: 16-23 69.6% Game: 27-50 54.0%
3FG % 1st Half: 2-8 25.0% 2nd half: 5-9 55.6% Game: 7-17 41.2%
FT % 1st Half: 8-10 80.0% 2nd half: 15-19 78.9% Game: 23-29 79.3%

Officials: John Yorkovich, Mark Riggs, Toby Martinez
Technical fouls: Southern Miss-None. South Dakota-None.
Attendance: 1105

Score by periods	1st	2nd	Total
Southern Miss	31	40	71
South Dakota	32	52	84

	In	Off	2nd	Fast	
Points	Paint	T/O	Chance	Break	Bench
USM	32	18	11	6	26
USD	30	15	14	2	24

Last FG - USM 2nd-01:04, USD 2nd-00:29.
Largest lead - USM by 6 1st-05:35, USD by 18 2nd-02:34.
USM led for 09:16. USD led for 27:09. Game was tied for 03:33.

Score tied - 1 time.
Lead changed - 7 times.



Need to Know

Who's Who on that Southern Miss bench?

- Head coach **Doc Sadler** is beginning his fifth season in Hattiesburg. He is joined by assistant coaches Steve Shields, Marques Townsend, Clarence Weatherspoon and Director of Operations Omar Thomas.
- **Shields** and **Sadler** became acquaintances through the Texas recruiting circuit in the early-mid 1990s.
- **Sadler** moved south to Lawrence, Kan., to be the Director of Basketball Operations for the Jayhawks upon leaving the Huskers. Townsend was also a manger/administrative volunteer as the two overlapped for a year and was hired prior to Sadler's second season at Southern Miss.
- **Weatherspoon** remained tight with his alma mater following his lengthy NBA playing career, becoming a season ticket holder and earning recognition at "Clarence Weatherspoon Day" on Jan. 30, 2016 when the Golden Eagles defeated UTSA. He is a recent inductee into the Mississippi Sports Hall of Fame too and is in his second year on the USM staff.
- **Thomas** just completed a 12-year professional basketball career. He played two years at UTEP under Sadler and was instrumental in the team making an NCAA and NIT appearance.
- Graduate assistant **Jeremy Tekulve** was a student manager for the Golden Eagles. Video coordinator **Connor Wheeler** was most recently a GA at Mizzou, overlapping with Shields for a season. **Bryant Moore**, the new special assistant to the head coach, played for Sadler at Texas Tech in the early 1990s.

We are Family

- The Southern Miss basketball roster features some impressive basketball family backgrounds.
- Junior **Clay Weatherspoon** is the son of assistant coach **Clarence**, widely considered the best player in Southern Miss history. He is
- **Kevin Holland's** father, James, is an assistant coach for the Western Michigan men's basketball team. He led USC Spartanburg (now Upstate) to the 1982 NAIA championship and spent the 1982-83 season playing for the Harlem Globetrotters. Holland was also an assistant for Doc Sadler's first UTEP team that won the 2005 WAC title and appeared in March Madness. He has since served on the coaching staffs at San Diego State, South Carolina, Georgia and Alabama (where Kevin attended high school).
- **Tyree Griffin's** brother, Bo McCalebb, was the 2007 Sun Belt Player of the Year at New Orleans and is playing overseas.

Built to Last

- This year's team holds the strongest roster of any in Doc Sadler's five-year tenure.
- The squad is now just one scholarship from full allotment as it recovers from NCAA sanctions during the 2012-14 seasons.
- Four of the five seniors were starters on last year's 16-win team, the most wins in a non-vacated season since 2012. Prior to the season, Sadler discussed the importance of having players who had experienced success, something Southern Miss' largely lacked.
- **Kevin Holland** is the only remaining member of Doc Sadler's original team. He redshirted his second season on campus and is expecting to earn his **master's degree** in sport management in May.
- The team welcomed five newcomers, four of whom are freshmen. Two of those rookies (**Gabe Watson** and **Ladarius Marshall**) are Jackson Clarion-Ledger Dandy Dozen selections as the Golden Eagles continue to bolster its in-state presence.
- **Boban Jaconomi** is a stout post player who adds much-needed depth in the paint. The London native did not pick up a basketball until he was 16 and played his first two collegiate seasons at Chattanooga State CC.

Additional Notes

- The program took its furthest stride last season, winning seven conference games and reaching the C-USA Tournament semifinals. Doc Sadler also received a contract extension.
- The Black and Gold continued its trend of improving its C-USA win total in each season Doc Sadler has been in charge (3-5-6-7) after inheriting a two-year NCAA postseason ban and loss of scholarships amongst other sanctions, and are one of 11 teams in the nation to hold such distinction. The team's 16 wins last season marked its most since the 2011-12 NCAA Tourney squad.
- Southern Miss returns 87 percent of its points from a year ago (**No. 20 nationally**), including four starters (Tyree Griffin, Cortez Edwards, Kevin Holland and Dominic Magee). Edwards ended last season with four consecutive 20-point games, the first Golden Eagle to accomplish the feat since Chip Armelin in 2015. Edwards also averaged 27.3 ppg in the final three games to earn All-Tournament honors, which included a 30-spot against Marshall.
- **Edwards** earned 2018 Conference USA All-Tournament honors for averaging 27.3 ppg in the three contests. His 30 points against Marshall in the final game marked the first-such game for Southern Miss since Kourtlin Jackson in the 2015-16 finale, also against Marshall (a 40-point game).
- Edwards, a true **triple-double** threat, came within two points of the feat on Opening Night (eight points, 10 rebounds, 10 assists). It would have been the first in program history since **Ronald Jackson** in 1980.
- Edwards and Magee have each posted double-doubles in the Dec. 16 and Jan. 6 wins last season, something that Southern Miss hadn't seen previously since 2011 (Darnell Dodson and Jonathan Mills).
- The Golden Eagles posted the **fourth-best shooting game** in school history, 65.7 percent against Rust on Dec. 2. Five players reached double-figure scoring, and the squad held a 36-point halftime lead.
- Southern Miss' wins over Rust and Millsaps marked the first time of the Sadler era that the Golden Eagles held back-to-back opponents to less than 50 points.
- **Kevin Holland** has made five consecutive three-pointers three times in his career. He initially tied the school record for percentage with a 5-for-5 mark on Dec. 10, 2016 versus Tulane, then made his first five against Youngstown State on Nov. 25, 2017 in South Dakota. On Jan. 6, he went 7-for-7 from deep as part of an 8-for-8 day to further cement his legacy. Only Marcus Crowell (10-for-10 versus ULL in 1990) has shot perfect from the field on at least eight attempts.
- The Golden Eagles defeated Rice on Jan. 18, 2018 despite having just **17 rebounds**. It was the fewest in a game since having 16 versus Tennessee Tech in 1984. The only other instances since then where the team had fewer than 20 were 19 each against Cincinnati in 2005 and UAB on Jan. 11. It was also the Black and Gold's its first win despite being out-shot since Feb. 16, 2017 versus FIU (in overtime).
- The Golden Eagles received some of their best news of the Sadler era prior to the 2016-17 season with the incoming transfers of **Magee** and **Griffin**.
- **Magee** was ranked as high as the No. 2 recruit in Louisiana coming out of Helen Cox HS in Harvey. He redshirted his first year at Memphis before playing at 28-8 Grand Canyon last year, even scoring 29 points in his debut.
- **Griffin** was a major contributor at Oklahoma State from 2014-16, starting 16 games as a sophomore. He even had a career-high 12 assists at Kansas and tallied eight double-figure scoring games.

2018-19 Trends

Overall	7-4
Home	4-1
Away	2-2
Neutral	1-1
Conference USA	0-0
Home	0-0
Away	0-0
Non-Conference	7-4
Home	4-1
Away	2-2
Neutral	1-1
Against Ranked Teams	0-0
Against State Schools	3-1
Day Games	4-2
Night Games	3-2
Overtime	0-0
TV Games	0-1
White Jerseys	4-1
Gold Jerseys	1-1
Black Jerseys	2-2
HALFTIME	
Leading at Halftime	6-2
Trailing at Halftime	1-2
Tied at Halftime	0-0
SHOOTING	
Shooting Better Than Opponent	7-0
Shooting the Same as Opponent	0-0
Shooting Worse Than Opponent	0-4
Shoot 45% or Better	6-0
Opponent Shoots 45% or Better	0-2
Shoot Less Than 45%	1-4
Opponent Shoots Less Than 45%	7-2
Make Five or Fewer 3-pointers	2-1
Make More Than Five 3-pointers	5-3
Attempt 15 or Fewer 3-pointers	2-0
Attempt More Than 15 3-pointers	5-4
SCORING	
Scoring 80 or More Points	5-0
Allowing 80 or More Points	0-0
Score 70-79 Points	2-1
Allow 70-79 Points	0-1
Score 60-69 Points	0-1
Allow 60-69 Points	4-1
Score 59 or Fewer Points	0-2
Allow 59 or Fewer Points	2-1
Lead with 5:00 Remaining	6-0
Trail with 5:00 Remaining	1-4
Tied with 5:00 Remaining	0-0
SCORING MARGIN	
1-3 Point Margins	0-1
4-5 Point Margins	2-1
6-10 Point Margins	1-1
11-19 Point Margins	1-0
20+ Point Margins	3-0
FREE THROWS	
Shoot More Free Throws Than Opponent	5-2
Opponent Shoots More Free Throws	1-1
Free Throws Tied	1-1
BENCH	
Bench Outscores Opponents	5-3
Bench Outscored by Opponents	2-1
Bench Points Tied	0-0
REBOUNDS	
Out-Rebound Opponent	4-0
Out-Rebounded by Opponent	1-4
Rebounds Tied	2-0
TURNOVERS	
Commit Fewer Turnovers	6-3
Commit More Turnovers	1-0
Turnovers Tied	0-1
Commit 15 or Fewer Turnovers	7-3
Commit More Than 15 Turnovers	0-1
MONTH	
November	5-2
December	2-2
January	0-0
February	0-0
March	0-0
DAY OF THE WEEK	
Sunday	2-0
Monday	0-0
Tuesday	2-1
Wednesday	2-1
Thursday	1-0
Friday	0-0
Saturday	0-1



Coaching Staff Profiles



DOC SADLER

Head Coach // Fifth Season
Arkansas, 1982

SADLER AT A GLANCE

Basics

Date of Birth	June 12, 1960
Hometown	Greenwood, Ark.

Family

Wife	Tonya
Sons	Landon, Matthew

Education

Bachelor of Science	Arkansas, 1982
Masters of Science	Northeastern State, 1991

Coaching Career

1982-85	Assistant Coach Arkansas
1985-86	Assistant Coach Lamar
1986-87	Assistant Coach Houston
1987-88	Assistant Coach Chicago State
1988-91	Assistant Coach Arkansas-Fort Smith
1991-94	Assistant Coach Texas Tech
1994-97	Assistant Coach Arizona State
1997-98	Assistant Coach Arkansas-Fort Smith
1998-03	Head Coach Arkansas-Fort Smith
2003-04	Assistant Coach UTEP
2004-06	Head Coach UTEP
2006-12	Head Coach Nebraska
2012-13	Director of Basketball Operations Kansas
2013-14	Assistant Coach Iowa State
2014-Present	Head Coach Southern Miss

Coaching Honors

2001	NJCAA Region II Coach of the Year
2002	NJCAA Region II Coach of the Year

Championships

2000	Bi-State Conference East Division
2001	Bi-State Conference East Division
2001	NJCAA Region II
2002	Bi-State Conference East Division
2002	NJCAA Region II
2003	Bi-State Conference East Division
2005	Western Athletic Conference Tournament

Coaching Highlights

NCAA Tournament	2005
NIT	2006
	2008
	2009
	2011
Conference Tournament Championship	2005

Doc Sadler is entering his fifth year as the Southern Miss head men's basketball coach. The Golden Eagles have improved their C-USA win total in each of Sadler's four years at the helm, and the 2017-18 team made a run in the conference tournament semifinals by knocking off No. 1-seed Middle Tennessee in overtime.

Sadler was announced at a press conference on May 1, 2014, bringing over 30 years of coaching experience to Hattiesburg. In 10 years as a Division I head coach, his teams have averaged nearly 19 wins a year, as he holds a record of 166-148. As a head coach, his teams have posted winning marks in 11 of his 14 years, with seven squads having won at least 20 games. Overall, he owns a 286-187 in 14 seasons as a college head coach.

During his coaching tenure, Sadler has been associated with 16 postseason teams in 23 seasons, including five in 10 years at the Division I level, while helping 19 players reach the National Basketball Association.

Sadler spent the last two years at Kansas and Iowa State respectively, winning two Big XII titles and advancing to the NCAA Sweet Sixteen both years. While at ISU, Sadler learned under head coach Fred Hoiberg, who plays an NBA style of offense, which Sadler brings to Southern Miss.

Sadler spent six years at Nebraska, compiling a 101-89 record and three NIT appearances. Sadler opened his tenure with the Cornhuskers with five straight wins, including his 50th as a Division I coach over nationally-ranked Creighton. He went on to guide NU to 17 wins, tying for the third-most victories by a first-year coach in Nebraska history.

In 2007-08, Sadler led his second squad to 20 victories, just the 12th 20-win season in program history and the first since 1999, guiding the Huskers to the second round of the NIT.

The following year, Nebraska earned an 18-13 record, including an 8-8 record in Big XII play. It was the first .500 conference record by the Huskers in a decade, and ended with their second straight NIT appearance.

That year, Nebraska had the best scoring defense in the league at 60.4 points per game, the second-best mark at NU in the last 50 years. The Huskers' second straight NIT appearance marked the first time in a decade that Nebraska had played in the postseason in consecutive years.

Following a year that saw Sadler put the youngest team in the Big XII on the floor, Sadler led Nebraska to the NIT in 2010-11, earning a 19-13 record. The Huskers were led by a defense that ranked in the top-20 nationally in both scoring and field goal percentage. The 89 wins in his first five seasons are the most by an NU coach in Nebraska history.

Sadler, 55, began his Division I head coach career by spending two seasons leading the program at UTEP, where he helped continue the long-standing tradition of success in Miners basketball.

Sadler's UTEP teams boasted 48 victories in his two years as head coach and won 72.7-percent of their games. Including his first season with the Miners as an assistant coach, Sadler helped UTEP to 72 victories over three years, ranking the Miners 20th nationally in victories during that span. The Miners gained three straight postseason appearances with Sadler on the bench.

A native of Greenwood, Ark., Sadler made one of the most successful Division I coaching debuts in college basketball history, as his 2004-05 Miners squad ran to an impressive 27-8 record and an NCAA Tournament berth. UTEP won a school-record 14 Western Athletic Conference (WAC) games and its first WAC Tournament title in 15 years to earn the league's automatic bid.

The 27 wins were one off the UTEP school record. They also put Sadler in rare territory, as the mark still ranks ninth in NCAA history for victories by a first-year Division I coach.

Sadler led UTEP to 21 victories in 2005-06 and an NIT berth, relying on a defense that ranked 15th nationally by allowing only 59.5 points per game. UTEP set a C-USA record by allowing just 56 points per game in conference play in 2005-06, and also allowed teams to hit just 40.6 percent from the floor on the year, the program's best mark since 1974.

While solid defense is a staple of his teams, Sadler understands the need to put creative scorers in a position to flourish. That was especially noticeable in his first UTEP team, as the 2005 Miners set the school record for points scored (2,616, 74.7 ppg), assists (579) and free throw percentage (.792).

Sadler helped two players, Omar Thomas and Filberto Rivera, earn first-team All-WAC honors in 2005, the first time UTEP had a pair of players on the first team in 20 years. Thomas also earned MVP honors after an



Head Coach Doc Sadler

outstanding performance at the league tournament. A year later, John Tofi, one of two 1,000-point scorers on the squad, was the third Miner to earn a first-team all-league certificate under Sadler.

Before taking over as head coach, Sadler was an assistant at UTEP under then-head coach Billy Gillispie in 2003-04 when the Miners made their first NCAA Tournament appearance in more than a decade. Under Gillispie and Sadler, UTEP tied the biggest turnaround in NCAA history that season as it went from six wins the previous year to 24 wins in Sadler's first season assisting the Miners.

Sadler honed his coaching skills in his native state, as he served as a head coach in the junior college ranks for five years at Arkansas-Fort Smith from 1999 to 2003. His success as a head coach began there, as he posted a 120-39 record at Fort Smith.

Sadler served two stints as an assistant coach at Arkansas-Fort Smith, first in 1988-91 and then again during the 1997-98 season. He took over as head coach and athletic director in 1998 and served in that capacity until 2003 when he left to join Gillispie at UTEP.

Sadler's teams won the Bi-State East Conference title each of his last four years at Arkansas-Fort Smith. The 2001 and 2002 NJCAA Region II Coach of the Year, Sadler led the Lions to the region title and an appearance in the NJCAA Tournament while winning 30 games each of those seasons. Off the court, his teams had a 95-percent graduation rate during his tenure and every sophomore over his last two seasons at UAFS was awarded a scholarship to a four-year institution, including eight Division I scholarships.

Honing his administrative and fundraising skills, Sadler oversaw a department that posted a 72.4 winning percentage across all sports under his guidance while he also spearheaded efforts to build a new basketball arena for the university.

Considered by many to be a tremendous tactician and strategist, Sadler is equally as impressive on the recruiting paths. Sadler has signed eight players who have gone on to play in the NBA, including Michael Batiste, Tony Battie, Cory Carr, Mark Davis, Darvin Ham, Eddie House, Maurice Jeffers and Jason Sasser.

Sadler has also coached 11 other players who reached the NBA -- Greg Anderson, Mario Bennett, Randy Brown, Isaac Burton, Byron Irvin, Joe Klein, Andrew Lang, Ron Riley, Alvin Robertson, Darrell Walker and Rickie Winslow. Overall, Sadler's total is an impressive 19 former pupils who reached the highest level of professional basketball.

As an assistant coach, Sadler served stints at nine current Division I schools, including Arkansas (1982-85, under Coach Eddie Sutton), Lamar (1985-86, under Coach Pat Foster), Houston (1986), Chicago State (1987-88, under Coach Tommy Suitts), Texas Tech (1991-94, under Coach James Dickey), Arizona State (1994-97, under Coach Bill Freider), UTEP (2003-04, under Coach Billy Gillispie), Kansas (2012-13 under Coach Bill Self) and Iowa State (2013-14 under Coach Fred Hoiberg).

Over 14 full seasons as a Division I assistant coach, 11 of his teams reached the postseason, including ASU's 1996 team that reached the

@SouthernMissMBB

Sweet 16 of the NCAA Tournament. At Texas Tech, Sadler helped the Red Raiders to the 1993 Southwest Conference title and an NCAA appearance. He recruited talent that helped the Red Raiders to a 28-1 record and a Sweet 16 appearance in 1996.

The energetic Sadler also served one season as a high school coach, guiding County Line High School to a 38-7 record.

Sadler, who was a four-year student manager for the Arkansas Razorbacks under Coach Eddie Sutton, earned his bachelor's degree in physical education in 1982 before beginning his collegiate coaching career with Sutton at Arkansas. Sadler added a masters of science degree in education from Northeastern State in 1991.

Sadler and his wife, Tonya, who is also a native of Greenwood, Ark., have two sons, Landon and Matthew.

What others are saying about Sadler...

"This is not a home run, this is a grand slam hire. I have coached against his teams for 20 years and his teams play tough and are extremely difficult to guard. He will do great at Southern Miss."

John Calipari, Kentucky Head Coach

"Doc Sadler is a great fit for Southern Miss Basketball. His teams have won a lot of games with grit and toughness and it will be no different in Hattiesburg. Golden Eagle fans will embrace him because he wasn't born with a silver coaching spoon in his mouth. He's earned his success."

Fran Fraschilla, ESPN College Basketball Analyst

"I couldn't be happier for Doc, but we will miss him greatly here at Iowa State. Much of our success this past year was because of Doc's influence on our team. Southern Miss is getting an excellent basketball coach and an even better person who will do special things for the program."

Fred Hoiberg, Iowa State Head Coach

"I've known Doc for almost 30 years. He's a really good guy that can flat out coach and recruit. Players want to play for him. I'm so excited for Doc but also very happy for the Southern Miss community."

Bill Self, Kansas Head Coach

Sadler's Year-by-Year Record

Year	School	Overall		Conference		Place	Postseason
		W	L	W	L		
2004-05	UTEP	27	8	14	4	2nd	NCAA 1st Round
2005-06	UTEP	21	10	11	3	3rd	NIT 2nd Round
2006-07	Nebraska	17	14	6	10	t-7th	—
2007-08	Nebraska	20	13	7	9	t-7th	NIT 2nd Round
2008-09	Nebraska	18	13	8	8	8th	NIT 1st Round
2009-10	Nebraska	15	18	2	14	12th	—
2010-11	Nebraska	19	13	7	9	t-7th	NIT 1st Round
2011-12	Nebraska	12	18	4	14	t-11th	—
2014-15	Southern Miss	3*	20	3*	14	13th	—
2015-16	Southern Miss	8	21	5	13	13th	—
2016-17	Southern Miss	9	22	6	12	12th	—
2017-18	Southern Miss	16	18	7	11	t-9th	—
2018-19	Southern Miss	7	4	0	0	—	—
Total	12 years	192	192	80	121		

*First six wins vacated by NCAA

NCAA Tournament Appearances						
Year	School	W	L	Pct.	Round	
2004-05	UTEP	0	1	.000	First	
Total	1 year	0	1	.000		

NIT Appearances						
Year	School	W	L	Pct.	Round	
2005-06	UTEP	1	1	.500	Second	
2007-08	Nebraska	1	1	.500	Second	
2008-09	Nebraska	0	1	.000	First	
2010-11	Nebraska	0	1	.000	First	
Total	4 years	2	4	.333		

Summary						
Career	12 years	192	192	.500		
Conference	12 years	80	121	.398		
Postseason	5 years	2	5	.286		




Head Coach Doc Sadler

Sadler's Record vs. Opponents

Opponent	W-L	Pct.	Opponent	W-L	Pct.	Opponent	W-L	Pct.
Alabama	0-2	.000	Maryland-Eastern Shore	3-0	1.000	South Alabama	3-2	.600*
Alabama A&M	5-0	1.000	Memphis	0-2	.000	South Carolina State	1-0	1.000
Alabama State	2-0	1.000	Miami (Fla.)	1-0	1.000	South Dakota	2-1	.667
Alcorn State	3-0	1.000	Michigan	0-3	.000	South Dakota State	1-0	1.000
Arizona State	2-1	.667	Michigan State	0-2	.000	Southeastern Baptist	1-0	1.000
Arkansas-Pine Bluff	3-0	1.000	Middle Tennessee	1-6	.143	Southeastern Louisiana	1-0	1.000
Baylor	1-5	.167	Millsaps	1-0	1.000	Southeastern Oklahoma State	1-0	1.000
Blue Mountain	1-0	1.000	Minnesota	0-2	.000	Southern-New Orleans	1-0	1.000
Boise State	3-0	1.000	Mississippi State	0-2	.000	Southern Illinois	0-1	.000
BYU	0-1	.000	Mississippi Valley State	1-0	1.000	Southern Miss	2-0	1.000
Central Michigan	1-0	1.000	Missouri	7-5	.583	Southern Utah	1-0	1.000
Charlotte	2-3	.400	Morehead State	0-0	.000	Spring Hill	1-0	1.000*
Chicago State	1-0	1.000	Nebraska-Omaha	1-0	1.000	Stephen F. Austin	0-1	.000
Colorado	5-5	.500	Nevada	1-1	.500	Syracuse	0-1	.000
Creighton	3-3	.500	New Mexico	0-2	.000	TCU	4-0	1.000
Davidson	0-1	.000	New Mexico State	4-0	1.000	Texas	2-3	.400
Delaware State	1-0	1.000	Norfolk State	1-0	1.000	Texas A&M	2-4	.333
Drexel	0-1	.000	North Carolina Central	1-0	1.000	Texas Southern	1-0	1.000
East Carolina	1-0	1.000	North Dakota	1-0	1.000	Texas Tech	4-3	.571
Eastern Washington	1-0	1.000	North Dakota State	2-0	1.000*	Tougaloo	1-0	1.000
FIU	3-2	.600	North Florida	0-1	.000	Troy	3-1	.750*
Florida A&M	1-0	1.000	North Texas	6-1	.858*	Tulane	1-2	.333
Florida Atlantic	2-2	.500	Northern Colorado	0-1	.000	Tulsa	4-1	.800
Florida Gulf Coast	1-0	1.000	Northwestern	0-1	.000	UAB	1-7	.125
Florida State	0-2	.000	Occidental College	1-0	1.000	UCF	0-1	.000
Fresno State	1-1	.500	Ohio State	0-2	.000	UMBC	0-1	.000
Georgetown	0-1	.000	Oklahoma	3-2	.600	UMKC	1-0	1.000
Georgia State	0-2	.000	Oklahoma Panhandle State	1-0	1.000	Union (Tenn.)	1-0	1.000
Grambling	1-0	1.000	Oklahoma State	2-5	.286	USC	3-0	1.000
Hawaii	3-2	.600	Old Dominion	1-3	.250	USC-Upstate	1-0	1.000
Hofstra	1-0	1.000	Ole Miss	0-1	.000	UT-Pan American	1-0	1.000
Houston	2-1	.667	Oregon	1-2	.333	UT-Permian Basin	1-0	1.000
Illinois	1-1	.500	Oregon State	1-1	.500	Utah	0-1	.000
Indiana	1-0	1.000	Pacific	1-1	.500	UTEP	4-4	.500
Iowa	1-1	.500	Penn State	1-1	.500	UTSA	4-4	.500
Iowa State	3-7	.300	Presbyterian	1-0	1.000	Vanderbilt	0-1	.000
IPFW	3-0	1.000	Princeton	1-0	1.000	Wake Forest	0-1	.000
Jackson State	3-3	.500	Purdue	0-2	.000	Western Carolina	1-0	1.000
Kansas	0-11	.000	Rhode Island	1-1	.500	Western Kentucky	1-5	.167
Kansas State	3-8	.273	Rice	5-6	.455	Western New Mexico	1-0	1.000
Lipscomb	1-0	1.000	Rust	2-0	1.000	Wichita State	0-2	.000
Louisiana-Lafayette	0-1	.000	Rutgers	1-1	.500	William Carey	2-2	.500*
Louisiana Tech	2-7	.222	San Diego State	0-1	.000	Wisconsin	0-2	.000
LSU	0-2	.000	Saint Louis	1-1	.500	Wyoming	1-0	1.000
Lubbock Christian	1-0	1.000	San Jose State	3-0	1.000	Youngstown State	1-0	1.000
Marshall	2-4	.333	Savannah State	3-0	1.000	Total	192-192	.500
			SMU	5-0	1.000			

** 2018-19 Opponents in BOLD **

*One win each vacated by NCAA at start of 2014-15 season



DOMINIC MAGEE

#0

Guard // 6-4 // 190 // RS Senior
Harvey, La. // Grand Canyon

CAREER HIGHS

Points	29
vs. Omaha, Dec. 13, 2015	
Field Goals	10
vs. Omaha, Dec. 13, 2015	
Field Goals Attempted	22
vs. Omaha, Dec. 13, 2015	
Three-Point Field Goals	4
vs. UAB, Feb. 17, 2018	
Three-Point Field Goals Att.	10
vs. William Carey, Dec. 16, 2017	
Free Throws	11
vs. SUNO, Nov. 10, 2017	
Free Throws Attempted	16
vs. SUNO, Nov. 10, 2017	
Rebounds (Offensive)	3
vs. William Carey, Dec. 16, 2017	
Rebounds (Defensive)	13
vs. FIU, March 8, 2018	
Rebounds (Total)	14
vs. FIU, March 8, 2018	
Assists	6, twice
Last: vs. Rust, Dec. 2, 2018	
Turnovers	4, twice
Last: vs. Rust, Dec. 2, 2018	
Blocks	1, twice
Last: vs. Rust, Dec. 2, 2018	
Steals	4, twice
vs. William Carey, Dec. 16, 2017	
Minutes	37
vs. UTSA, Jan. 6, 2018	

EXTRAS CAREER

Double-Doubles	2
Triple-Doubles	0
Double Figure Scoring	28
Double Figure Rebounds	4
Double Figure Assists	0
Southern Miss Leader Scoring	8
Southern Miss Leader Rebounds	18
Southern Miss Leader Assists	2
Scoring 20+ Points	4
Scoring 30+ Points	0
3+ Three Pointers	6
5+ Assists	3
5+ Blocked Shots	0
5+ Steals	0

2018-19 Game-By-Game Statistics

Opponent	Min	FG	3FG	FT	Reb	PF	A	TO	Bk	St	Pts
SE Baptist	15	4-9	3-7	4-6	4	2	1	0	0	0	15
at SMU	22	3-8	2-4	0-0	6	2	2	2	1	0	8
at Troy	8	3-6	1-2	2-4	1	1	0	0	0	1	9
vs. North Florida	17	2-6	0-2	0-1	2	2	0	0	1	0	4
vs. Western Carolina	26	6-10	2-4	1-1	5	3	1	0	0	3	15
William Carey	12	2-6	2-3	2-2	3	0	1	1	0	1	8
South Alabama	18	1-3	0-2	0-0	2	1	2	0	0	1	2
Rust	16	5-6	4-5	0-0	5	3	6	4	1	2	14
Millsaps*	22	8-11	1-3	1-1	5	1	0	1	1	2	18
at Wichita State*	27	4-10	2-5	0-0	4	3	0	3	0	0	10
at Kansas State*	20	2-7	1-6	2-2	8	3	2	1	0	1	7

2017-18 Game-By-Game Statistics

Opponent	Min	FG	3FG	FT	Reb	PF	A	TO	Bk	St	Pts
SUNO	21	2-8	0-1	11-16	7	2	0	2	0	1	15
at Michigan*	25	4-8	2-2	0-0	3	4	1	5	0	1	10
Blue Mountain*	22	2-7	1-3	1-2	7	1	0	0	0	0	6
vs. South Dakota (N)*25	3-9	1-4	1-2	6	3	2	0	0	0	2	8
vs. Young St. (N)*	3	0-1	0-1	0-0	2	0	0	0	0	0	0
vs. N. Colorado (N)	7	2-2	2-2	0-0	4	1	1	0	0	1	6
at South Alabama	30	6-13	2-6	2-6	9	1	0	0	1	1	16
Rust	26	8-13	2-6	0-0	8	1	4	1	0	3	18
Troy*	35	9-16	3-5	6-7	6	0	1	0	0	2	27
at Alabama A&M*	26	3-11	0-3	0-0	8	3	1	0	0	1	6
William Carey*	34	8-17	2-10	1-4	11	2	6	2	1	4	19
at Florida State*	28	1-9	0-4	4-4	3	3	1	4	0	1	6
vs. Miss. State*	20	2-8	2-6	2-2	4	4	4	1	0	0	8
at Marshall	8	0-0	0-0	0-0	0	1	0	0	1	0	0
at WKU*	31	3-11	1-5	0-2	8	2	0	2	0	0	7
UTEP*	33	9-11	3-5	0-0	8	0	4	0	0	1	21
UTSA*	37	4-10	1-6	9-12	10	2	5	1	0	1	18
at UAB											DNP
at Middle Tennessee											DNP
Rice*	32	7-9	2-3	6-6	4	1	2	3	0	1	22
North Texas*	30	4-9	1-2	4-7	8	3	0	1	0	0	13
at Louisiana Tech*	21	2-4	2-4	3-4	4	1	1	1	0	0	9
at FIU*	33	5-13	0-6	1-2	9	2	2	2	1	0	11
at Florida Atlantic*	23	4-8	2-3	6-10	7	3	0	1	0	0	16
Old Dominion*	27	5-10	1-5	2-2	7	0	1	2	0	1	13
Charlotte*	27	4-10	0-3	4-4	5	2	1	1	0	0	12
Middle Tennessee*	30	4-12	1-4	3-6	9	3	1	2	0	1	12
UAB*	31	7-9	4-5	0-0	4	3	2	3	0	1	18
at UTSA*	26	4-10	1-5	0-2	11	2	0	2	0	1	9
at UTEP*	27	1-3	0-2	4-6	3	2	0	2	0	0	6
Louisiana Tech	26	5-11	1-4	2-3	6	0	1	0	1	0	13
vs. FIU (N)	35	2-8	1-3	4-10	14	2	3	0	0	0	9
vs. MTSU (N)*	32	4-9	2-4	2-2	9	4	0	3	0	3	12
vs. Marshall (N)*	30	3-6	2-3	0-0	8	2	3	1	0	1	8


2015-16 Game-By-Game Statistics

Opponent	Min	FG	3FG	FT	Reb	PF	A	TO	Bk	St	Pts
Omaha	29	10-22	0-5	9-12	6	4	3	2	0	1	29
Delaware State	17	3-4	0-0	2-10	4	3	0	3	0	2	8
at San Diego State	26	3-16	0-2	0-1	4	1	2	1	0	1	6
vs HOUSTON	13	2-8	1-2	0-0	1	1	0	1	0	0	5
vs Marshall	26	4-7	1-1	3-3	4	0	4	4	0	4	12
at SIUE	19	1-3	0-2	2-3	1	2	4	1	0	1	4
Bethune-Cookman	23	5-9	3-5	0-0	4	1	4	2	0	2	13
UTRGV	21	5-13	2-5	2-2	3	1	2	1	0	1	14
NMSU	17	4-10	0-1	0-0	0	1	1	2	0	1	8
UVU	21	5-8	1-3	3-4	3	3	2	3	0	0	14
at Chicago State	20	1-7	0-1	8-12	3	3	3	2	0	1	10
at UMKC	4	0-0	0-0	0-0	1	1	0	0	0	0	0
CSUB	14	2-6	0-0	0-3	2	2	2	0	0	0	4
SU	15	1-2	0-1	0-0	0	2	3	2	0	0	2
at New Mexico State	20	1-8	0-2	4-4	3	1	0	1	0	0	6
at UTRGV	16	1-5	0-1	2-2	4	1	0	2	0	0	4
Benedictine	3	1-1	0-0	0-0	1	0	1	2	0	0	2
UMKC	2	0-0	0-0	0-0	0	0	1	0	0	1	0
at CSU Bakersfield	3	0-0	0-0	0-0	0	0	0	0	0	0	0
South Carolina St.	15	3-7	1-1	2-5	0	1	1	0	0	1	9
Jackson State	6	0-1	0-0	0-0	1	0	0	2	0	0	0
at Coastal Carolina	13	3-9	1-2	1-1	1	1	1	0	0	1	8

Career Statistics

YEAR	G-GS	MIN-AVG	FG-FGA	PCT	3P-3PA	PCT	FT-FTA	PCT	OFF	DEF	TOT	AVG	PF	FO	AST	TO	BLK	STL	PTS-AVG
2014-15																			
2015-16	22-0	343-15.6	55-145	.379	10-33	.303	38-62	.613	9	37	46	2.1	29	0	34	31	0	17	158-7.2
2016-17																			
2017-18	32-26	840-26.3	127-285	.446	42-125	.336	78-121	.645	26	186	212	6.6	60	0	47	41	5	28	374-11.7
2018-19	11-3	202-18.4	40-82	.488	18-43	.419	12-17	.706	5	40	45	4.1	21	0	15	12	4	11	110-10.0
TOTALS	65-29	1,385-21.3	222-512	.434	70-201	.348	128-200	.640	40	263	303	4.7	110	0	86	84	9	56	642-9.9

*Grand Canyon



CORTEZ EDWARDS

#1

Guard // 6-2 // 180 // Senior

Kissimmee, Fla. // Osceola High School

CAREER HIGHS

Points	29
vs. Rust, Dec. 3, 2017	
Field Goals	12, twice
Last: vs. Marshall, March 9, 2018	
Field Goals Attempted	19
vs. Northern Colorado, Nov. 26, 2017	
Three-Point Field Goals	5
vs. Middle Tennessee, March 8, 2018	
Three-Point Field Goal Atts.	7
vs. Troy, Dec. 10, 2017	
Free Throws	10
vs. William Carey, Dec. 16, 2017	
Free Throws Attempted	12
vs. William Carey, Dec. 16, 2017	
Rebounds (Offensive)	7
vs. Florida Atlantic, Feb. 18, 2017	
Rebounds (Defensive)	11, twice
Last: vs. Rice, Jan. 21, 2017	
Rebounds (Total)	13
vs. UTSA, Jan. 5, 2017	
Assists	10, twice
Last: vs. SE Baptist, Nov. 6, 2018	
Turnovers	5
vs. Tougaloo, Nov. 11, 2016	
Blocks	3, twice
Last: at Alabama A&M, Dec. 13, 2017	
Steals	6
vs. Rice, Jan. 18, 2018	
Minutes	44, twice
Last: at Rice, Feb. 23, 2017	

EXTRAS	CAREER
Double-Doubles	10
Triple-Doubles	0

Double Figure Scoring	55
Double Figure Rebounds	9
Double Figure Assists	1

Southern Miss Leader Scoring	29
Southern Miss Leader Rebounds	24
Southern Miss Leader Assists	20

Scoring 20+ Points	12
Scoring 30+ Points	1

3+ Three Pointers	7
5+ Assists	23
5+ Blocked Shots	0
5+ Steals	2

2018-19 Game-by-Game Statistics

Opponent	Min	FG	3FG	FT	Reb	PF	A	TO	Bk	St	Pts
SE Baptist*	29	4-8	0-3	0-1	10	0	10	2	1	1	8
at SMU*	33	4-10	0-1	2-3	9	1	1	2	1	1	10
at Troy*	26	11-16	4-6	0-0	6	0	5	2	1	1	26
vs. North Florida*	37	5-18	0-1	1-2	5	2	4	2	0	4	11
vs. Western Carolina*	32	6-15	0-2	5-6	3	0	0	0	0	3	17
William Carey*	33	3-9	0-2	6-8	6	2	4	1	1	2	12
South Alabama*	38	8-17	2-3	1-4	2	2	2	0	2	3	19
Rust*	19	4-7	1-3	0-0	6	0	4	2	1	2	9
Millsaps*	24	5-10	0-1	5-6	6	1	1	2	1	3	15
at Wichita State*	36	6-13	0-0	3-4	7	3	0	1	1	2	15
at Kansas State*	39	7-13	2-6	2-2	4	1	0	2	1	3	18

2017-18 Game-by-Game Statistics

Opponent	Min	FG	3FG	FT	Reb	PF	A	TO	Bk	St	Pts
SUNO*	28	4-11	0-1	2-4	4	1	2	2	1	1	10
at Michigan*	37	2-9	1-2	0-0	7	1	2	0	0	0	5
Blue Mountain*	24	6-7	0-0	1-2	6	3	3	5	0	0	2
vs. South Dakota (N)*	36	7-14	1-3	3-3	3	1	1	1	0	2	18
vs. Y'town State (N)*	39	7-15	0-2	4-6	4	2	4	3	0	3	18
vs. N. Colorado (N)*	40	9-19	1-4	1-2	6	3	3	3	1	3	20
at South Alabama*	38	5-15	0-2	4-5	6	1	1	1	1	2	14
Rust*	38	12-15	0-1	5-6	8	1	5	0	0	4	29
Troy*	37	5-12	2-7	4-4	6	0	2	0	0	0	16
at Alabama A&M*	36	8-12	3-5	1-1	6	1	1	1	3	1	20
William Carey*	39	9-15	0-1	10-12	12	3	2	0	0	2	28
Florida State*	32	4-12	0-2	0-0	4	2	1	4	0	3	8
vs. Miss. State*	38	9-17	3-6	1-2	7	2	0	1	0	4	22
at Marshall*	36	9-13	0-2	0-2	4	3	1	4	0	4	18
at WKU*	33	5-16	0-2	2-2	9	1	4	2	0	1	12
UTEP*	35	6-8	0-0	2-2	1	1	3	2	0	4	14
UTSA*	38	9-16	0-2	2-3	10	1	3	2	0	4	20
at UAB*	36	5-13	1-6	2-2	6	2	3	3	0	2	13
at Middle Tennessee*	37	4-12	0-3	2-2	6	2	0	3	1	0	10
Rice*	38	5-9	1-2	2-2	3	2	10	3	0	6	13
North Texas*	37	6-13	1-2	6-6	10	0	5	2	0	1	19
at Louisiana Tech*	34	2-10	0-2	2-2	9	0	3	0	0	0	6
at FIU*	39	7-10	3-3	0-2	6	4	2	3	0	1	17
at Florida Atlantic*	38	6-12	1-2	2-4	3	2	3	2	1	2	15
Old Dominion*	39	7-11	1-2	3-6	8	0	0	1	0	1	18
Charlotte*	33	6-14	0-2	0-0	10	1	6	2	0	5	12
Middle Tennessee*	34	7-12	0-2	1-1	6	3	5	4	0	0	15
UAB*	38	6-16	0-4	7-8	4	1	5	1	0	1	19
at UTSA*	38	2-13	0-2	8-9	7	0	3	2	2	3	12
at UTEP*	34	4-13	0-2	1-2	10	1	1	1	0	1	9
Louisiana Tech*	37	8-10	1-1	4-6	5	4	1	4	1	3	21
vs. FIU (N)*	35	10-16	0-1	9-10	7	0	6	2	1	2	29
vs. MTSU (N)*	37	8-20	5-6	2-2	6	1	3	1	1	2	23
vs. Marshall (N)*	36	12-19	0-4	6-8	8	4	2	2	1	1	30

2016-17 Game-by-Game Statistics


Opponent	Min	FG	3FG	FT	Reb	PF	A	TO	Bk	St	Pts
Tougaloo	39	5-13	0-2	4-7	4	1	6	5	3	1	14
at LSU	21	2-4	0-0	0-0	4	2	2	1	2	0	4
Union	14	1-4	0-1	0-2	2	1	2	2	0	0	2
Alabama A&M	12	1-4	1-2	0-0	3	2	2	3	0	0	3
South Alabama	28	6-8	1-1	2-3	5	0	2	3	0	2	15
at Jackson State	28	8-10	2-3	0-0	1	3	1	1	0	0	18
at Florida State	31	5-12	1-5	0-0	2	0	4	4	0	0	11
Tulane	27	2-7	0-2	3-4	3	4	2	1	0	1	7
vs. Miss. State (N)	24	0-7	0-1	2-2	5	0	1	2	0	2	2
vs. San Diego St.* (N)	35	6-12	1-1	0-0	5	2	4	2	1	3	13
vs. SFA*	38	3-7	0-3	5-9	5	2	3	2	1	0	11
at Hawaii*	35	1-8	1-3	0-1	7	0	6	1	1	3	3
Louisiana Tech*	38	4-9	0-1	0-0	3	2	7	5	2	2	8
UTSA*	32	5-8	0-2	3-6	13	4	2	2	0	2	13
UTEP*	36	7-9	0-1	3-4	3	0	3	2	0	2	17
at Old Dominion*	37	5-10	1-2	2-2	6	1	3	1	0	3	13
at Charlotte*	27	3-9	0-0	2-2	3	2	0	2	0	0	8
North Texas*	35	3-6	0-1	2-4	7	1	3	2	1	1	8
Rice*	39	4-11	1-2	5-6	12	3	4	2	0	2	14
at Middle Tennessee*	38	8-13	3-4	2-2	3	1	1	2	0	2	21
at UAB*	32	4-13	0-3	3-4	6	2	1	1	0	2	11
Marshall*	35	7-11	0-0	2-2	4	1	5	1	1	1	16
WKU*	35	1-8	0-2	0-0	3	1	5	1	0	1	2
at UTSA*	39	2-7	0-4	2-5	11	1	8	1	1	2	6
at UTEP*	32	5-9	1-3	2-2	4	0	4	1	1	0	13
FIU*	44	6-10	2-2	2-2	10	1	5	3	2	4	16
Florida Atlantic*	36	11-17	3-5	1-1	11	2	5	0	0	2	26
at Rice*	44	4-12	0-1	0-1	8	0	5	3	0	3	8
at North Texas*	37	4-10	0-1	4-6	4	3	6	2	0	0	12
at Louisiana Tech*	30	3-10	0-0	0-0	3	2	3	4	0	1	6
vs. Rice*	40	8-16	1-5	4-5	1	3	8	1	0	3	21

2015-16 Game-by-Game Statistics

Opponent	Min	FG	3FG	FT	Reb	PF	A	TO	Bk	St	Pts
at Memphis	13	0-4	0-1	0-0	3	1	0	3	0	0	0
Jackson State	25	1-5	1-2	2-2	1	0	1	2	0	2	5
William Carey	23	3-7	0-3	2-2	9	0	5	2	0	1	8
at Morehead State	22	0-2	0-0	2-2	2	1	2	4	0	0	2
at Troy	21	0-6	0-4	0-0	3	2	2	3	1	0	0
Alabama	3	0-2	0-0	0-0	0	0	0	0	0	1	0
North Dakota State	6	0-1	0-0	0-0	0	0	0	1	0	0	0
at South Alabama	6	1-2	0-1	0-0	0	1	0	1	0	0	2
Georgia State	21	1-4	0-2	0-0	2	2	1	2	0	1	2
at Tulane*	27	2-4	1-3	0-0	2	1	2	1	1	0	5
SE Oklahoma	12	1-1	0-0	0-0	1	1	2	1	0	1	2
at Louisiana Tech	13	1-3	0-1	0-0	1	1	1	1	0	0	2
Charlotte	6	1-3	0-1	0-0	1	0	0	0	0	1	2
Old Dominion	15	0-1	0-1	0-0	2	3	4	1	0	0	0
at Florida Atlantic	17	0-0	0-0	0-0	3	1	0	1	0	0	0
at FIU	15	2-5	2-3	0-0	4	1	2	0	0	1	6
Louisiana Tech	20	1-3	1-1	0-0	3	0	2	0	0	2	3
UTEP	12	0-1	0-0	0-0	0	0	3	1	0	0	0
UTSA	8	0-0	0-0	0-0	2	1	1	1	0	0	0
at North Texas	13	0-0	0-0	0-0	2	0	3	1	0	0	0
at Rice	14	0-1	0-1	0-0	0	1	1	1	0	0	0
UAB	8	0-0	0-0	0-0	0	1	1	0	0	0	0
Middle Tennessee	15	0-1	0-1	2-2	1	1	1	0	0	0	2
at UTEP	23	3-3	0-0	0-0	1	2	2	0	0	5	6
at UTSA	21	2-6	0-0	0-0	4	1	5	0	0	0	4
Rice	4	0-0	0-0	0-0	1	1	0	0	0	0	0
North Texas	7	0-1	0-1	0-0	1	0	0	0	0	0	0
at WKU	16	1-1	0-0	2-2	3	0	2	0	0	1	4
at Marshall	11	0-1	0-0	1-2	2	1	1	0	1	0	1

Career Statistics

YEAR	G-GS	MIN-AVG	FG-FGA	PCT	3P-3PA	PCT	FT-FTA	PCT	OFF	DEF	TOT	AVG	PF	FO	AST	TO	BLK	STL	PTS-AVG
2015-16	29-1	417-14.4	20-68	.294	5-26	.192	11-12	.917	8	46	54	1.9	24	0	44	27	3	16	56-1.9
2016-17	31-22	1,018-32.8	134-294	.456	19-63	.302	55-82	.671	28	133	161	5.2	47	0	113	63	16	45	342-11.0
2017-18	34-34	1,219*-35.9	221-449	.492	25-88	.284	99-128	.773	70	147	217	6.4	54	0	98	62	14	71*	566-16.6
2018-19	11-11	352-32.0	63-136	.463	9-28	.321	25-36	.694	18	46	64	5.8	12	0	31	16	10	25	160-14.5
TOTALS	105-68	3,006-28.6	438-947	.463	58-205	.283	187-258	.725	124	372	496	4.7	137	0	286	168	44	157	1,124-10.7



SHAKUR DANIEL

#2

Guard // 6-5 // 175 // Freshman

Ajax, Ontario, Canada // SW Christian Academy

CAREER HIGHS

Points	2, twice
Last: vs. W. Carolina, Nov. 21, 2018	
Field Goals	1, twice
Last: vs. W. Carolina, Nov. 21, 2018	
Field Goals Attempted	5
vs. Southeastern Baptist, 11/06/18	
Three-Point Field Goals	--
Three-Point Field Goals Attempted	1
vs. Southeastern Baptist, 11/06/18	
Free Throws	--
Free Throws Attempted	1
vs. Southeastern Baptist, 11/06/18	
Rebounds (Offensive)	--
Rebounds (Defensive)	3
vs. Southeastern Baptist, 11/06/18	
Rebounds (Total)	3
vs. Southeastern Baptist, 11/06/18	
Assists	2, twice
Last: vs. Millsaps, Dec. 11, 2018	
Turnovers	--
Blocks	--
Steals	2
vs. Millsaps, Dec. 11, 2018	
Minutes	17
vs. Rust, Dec. 2, 2018	

2018-19 Game-By-Game Statistics


Opponent	Min	FG	3FG	FT	Reb	PF	A	TO	Bk	St	Pts
SE Baptist	14	1-5	0-1	0-1	3	0	2	0	0	0	2
at SMU											DNP
at Troy											DNP
vs. North Florida	3	0-0	0-0	0-0	0	1	1	0	0	0	0
vs. Western Carolina	3	1-1	0-0	0-0	0	2	1	0	0	0	2
William Carey											DNP
South Alabama	1	0-0	0-0	0-0	0	0	0	0	0	0	0
Rust	17	1-3	0-0	0-2	3	1	1	0	0	0	2
Millsaps	11	0-2	0-0	0-0	1	0	2	0	0	2	0
at Wichita State											DNP
at Kansas State											DNP

EXTRAS CAREER

Double-Doubles	0
Triple-Doubles	0
Double Figure Scoring	0
Double Figure Rebounds	0
Double Figure Assists	0
Southern Miss Leader Scoring	0
Southern Miss Leader Rebounds	0
Southern Miss Leader Assists	0
Scoring 20+ Points	0
Scoring 30+ Points	0
3+ Three Pointers	0
5+ Assists	0
5+ Blocked Shots	0
5+ Steals	0

Career Statistics

YEAR	G-GS	MIN-AVG	FG-FGA	PCT	3P-3PA	PCT	FT-FTA	PCT	OFF	DEF	TOT	AVG	PF	FO	AST	TO	BLK	STL	PTS-AVG
2018-19	6-0	49-8.2	3-11	.273	0-1	.000	0-3	.000	2	5	7	1.2	4	0	7	0	0	2	6-1.0
TOTALS	6-0	49-8.2	3-11	.273	0-1	.000	0-3	.000	2	5	7	1.2	4	0	7	0	0	2	6-1.0



GABE WATSON

#3

Guard // 6-2 // 180 // Freshman

Ridgeland, Miss. / St. Joseph Catholic HS

CAREER HIGHS

Points	14
at SMU, Nov. 11, 2018	
Field Goals	5
at SMU, Nov. 11, 2018	
Field Goals Attempted	9
at SMU, Nov. 11, 2018	
Three-Point Field Goals	4
at SMU, Nov. 11, 2018	
Three-Point Field Goals Attempted	8
at SMU, Nov. 11, 2018	
Free Throws	3
at Wichita State, Dec. 15, 2018	
Free Throws Attempted	5
at Wichita State, Dec. 15, 2018	
Rebounds (Offensive)	2, twice
Last: at Kansas State, Dec. 19, 2018	
Rebounds (Defensive)	4
vs. Southeastern Baptist, Nov. 6, 2018	
Rebounds (Total)	6
vs. Southeastern Baptist, Nov. 6, 2018	
Assists	5
vs. Millsaps, Dec. 11, 2018	
Turnovers	3
vs. Southeastern Baptist, Nov. 6, 2018	
Blocks	1, twice
Last: vs. Rust, Dec. 2, 2018	
Steals	2
vs. Southeastern Baptist, Nov. 6, 2018	
Minutes	29
at SMU, Nov. 11, 2018	

2018-19 Game-By-Game Statistics


Opponent	Min	FG	3FG	FT	Reb	PF	A	TO	Bk	St	Pts
SE Baptist	18	1-5	1-5	2-3	6	0	3	3	1	2	5
at SMU	29	5-9	4-8	0-0	2	2	1	0	0	0	14
at Troy	13	1-4	1-3	0-0	0	0	0	0	0	0	3
vs. North Florida	19	2-10	2-8	0-0	3	4	0	3	0	0	6
vs. Western Carolina	10	0-1	0-1	0-0	0	0	0	2	0	0	0
William Carey	10	1-6	1-3	0-0	5	0	2	0	0	0	3
South Alabama	16	1-3	0-2	0-0	2	1	0	0	0	0	2
Rust	13	2-6	1-4	0-0	2	1	4	1	1	0	5
Millsaps	21	2-7	2-4	0-0	4	2	5	0	0	0	2
at Wichita State	17	0-2	0-1	3-5	3	1	2	1	0	0	3
at Kansas State	19	1-5	0-4	0-0	4	3	1	1	0	0	2

EXTRAS CAREER

Double-Doubles	0
Triple-Doubles	0
Double Figure Scoring	1
Double Figure Rebounds	0
Double Figure Assists	0
Southern Miss Leader Scoring	0
Southern Miss Leader Rebounds	0
Southern Miss Leader Assists	0
Scoring 20+ Points	0
Scoring 30+ Points	0
3+ Three Pointers	1
5+ Assists	0
5+ Blocked Shots	0
5+ Steals	0

Career Statistics

YEAR	G-GS	MIN-AVG	FG-FGA	PCT	3P-3PA	PCT	FT-FTA	PCT	OFF	DEF	TOT	AVG	PF	FO	AST	TO	BLK	STL	PTS-AVG
2018-19	11-0	185-16.8	16-58	.276	12-43	.279	5-8	.625	7	24	31	2.8	14	0	18	11	2	2	49-4.5
TOTALS	11-0	185-16.8	16-58	.276	12-43	.279	5-8	.625	7	24	31	2.8	14	0	18	11	2	2	49-4.5



CHRISTIAN CLARK

#4

Guard // 6-0 // 185 // RS Junior

Hattiesburg, Miss. // Mack Prep (N.C.) Academy

CAREER HIGHS

Points	3
vs. Mississippi State, Dec. 19, 2016	
Field Goals	1, twice
Last: at Louisiana Tech, March 4, 2017	
Field Goals Attempted	1, twice
Last: at Louisiana Tech, March 4, 2017	
Three-Point Field Goals	1
vs. Mississippi State, Dec. 19, 2016	
Three-Point Field Goals Attempted	1
vs. Mississippi State, Dec. 19, 2016	
Free Throws	--
Free Throws Attempted	--
Rebounds (Offensive)	--
Rebounds (Defensive)	1, twice
Last: vs. Rust, Dec. 2, 2018	
Rebounds (Total)	1, twice
Last: vs. Rust, Dec. 2, 2018	
Assists	--
Turnovers	--
Blocks	--
Steals	--
Minutes	4, five times
Last: vs. Rust, Dec. 2, 2018	

2018-19 Game-by-Game Statistics

Opponent	Min	FG	3FG	FT	Reb	PF	A	TO	Bk	St	Pts
SE Baptist											DNP
at SMU											DNP
at Troy											DNP
vs. North Florida	2	0-0	0-0	0-0	0	0	0	0	0	0	0
vs. Western Carolina											DNP
William Carey											DNP
South Alabama											DNP
Rust	4	0-0	0-0	0-0	1	0	1	0	0	1	0
Millsaps	3	0-1	0-0	0-0	0	0	0	0	0	0	0
at Wichita State											DNP
at Kansas State											DNP

2016-17 Game-by-Game Statistics


Opponent	Min	FG	3FG	FT	Reb	PF	A	TO	Bk	St	Pts
Tougaloo											DNP
at LSU											DNP
Union (Tenn.)											DNP
Alabama A&M											DNP
South Alabama											DNP
at Jackson State											DNP
at Florida State											DNP
Tulane											DNP
vs. Miss. State (N)	4	1-1	1-1	0-0	0	0	0	0	0	0	3
vs. San Diego State											DNP
vs. Stephen F. Austin											DNP
at Hawaii	1	0-0	0-0	0-0	0	0	0	0	0	0	0
Louisiana Tech											DNP
UTSA											DNP
UTSA											DNP
at Old Dominion											DNP
at Charlotte	4	0-0	0-0	0-0	0	2	0	1	0	0	0
North Texas											DNP
Rice											DNP
at Middle Tennessee											DNP
at UAB	4	0-1	0-1	0-0	0	0	0	0	0	0	0
Marshall											DNP
WKU	1	0-0	0-0	0-0	0	0	0	0	0	0	0
at UTSA											DNP
at UTEP	4	0-0	0-0	0-1	0	1	0	0	0	0	0
FIU											DNP
Florida Atlantic	0+	0-0	0-0	0-0	0	0	0	0	0	0	0
at Rice											DNP
at North Texas	2	0-0	0-0	0-0	1	0	0	0	0	0	0
at Louisiana Tech	2	1-1	0-0	0-0	0	0	0	0	0	0	2

EXTRAS CAREER

Double-Doubles	0
Triple-Doubles	0
Double Figure Scoring	0
Double Figure Rebounds	0
Double Figure Assists	0
Southern Miss Leader Scoring	0
Southern Miss Leader Rebounds	0
Southern Miss Leader Assists	0
Scoring 20+ Points	0
Scoring 30+ Points	0
3+ Three Pointers	0
5+ Assists	0
5+ Blocked Shots	0
5+ Steals	0

Career Statistics

YEAR	G-GS	MIN-AVG	FG-FGA	PCT	3P-3PA	PCT	FT-FTA	PCT	OFF	DEF	TOT	AVG	PF	FO	AST	TO	BLK	STL	PTS-AVG
2015-16 (RS)	--	--	--	--	--	--	--	--	--	--	--	--	--	--	--	--	--	--	--
2016-17	9-0	22-2.4	2-3	.667	1-2	.500	0-1	.000	0	1	1	0.1	3	0	0	1	0	0	5-0.6
2017-18									WAS NOT ON TEAM										
2018-19	3-0	9-3.0	0-1	.000	0-0	.000	0-0	.000	0	1	1	0.3	0	0	1	0	0	1	0-0.0
TOTALS	12-0	31-2.6	2-4	.500	1-2	.500	0-1	.000	0	1	1	0.1	3	0	1	1	0	1	5-0.4



LADAVIUS DRAINE

#11

Guard // 6-4 // 215 // Sophomore

Calhoun City, Miss. // Calhoun City HS

CAREER HIGHS

Points	19
at UAB, Jan. 11, 2018	
Field Goals	8
at UAB, Jan. 11, 2018	
Field Goals Attempted	11, twice
Last: at Mid. Tennessee, Jan. 13, 2018	
Three-Point Field Goals	3, five times
Last: at Wichita State, Dec. 15, 2018	
Three-Point Field Goals Attempted	7
at Middle Tennessee, Jan. 13, 2018	
Free Throws	2, twice
Last: vs. Rice, Jan. 18, 2018	
Free Throws Attempted	2, three times
Last: vs. Rice, Jan. 18, 2018	
Rebounds (Offensive)	3
at Louisiana Tech, Jan. 27, 2018	
Rebounds (Defensive)	8
at Middle Tennessee, Jan. 13, 2018	
Rebounds (Total)	9
at Middle Tennessee, Jan. 13, 2018	
Assists	1, three times
Last: at UAB, Jan. 11, 2018	
Turnovers	1, twice
Last: vs. Youngstown St., Nov. 25, 2017	
Blocks	1
at Middle Tennessee, Jan. 13, 2018	
Steals	1, three times
Last: at UAB, Jan. 11, 2018	
Minutes	26, twice
Last: vs. Rice, Jan. 18, 2018	

EXTRAS	CAREER
Double-Doubles	0
Triple-Doubles	0

Double Figure Scoring	9
Double Figure Rebounds	0
Double Figure Assists	0

Southern Miss Leader Scoring	0
Southern Miss Leader Rebounds	2
Southern Miss Leader Assists	0

Scoring 20+ Points	0
Scoring 30+ Points	0

3+ Three Pointers	6
5+ Assists	0
5+ Blocked Shots	0
5+ Steals	0

2018-19 Game-By-Game Statistics

Opponent	Min	FG	3FG	FT	Reb	PF	A	TO	Bk	St	Pts
SE Baptist*	12	2-4	1-2	2-2	3	2	0	1	0	1	7
at SMU	20	3-6	2-4	2-2	2	3	1	1	0	0	10
at Troy	22	2-7	2-5	0-0	2	3	1	0	0	0	6
vs. North Florida*	19	2-7	0-1	0-0	5	1	0	0	0	0	4
vs. Western Carolina*27	5-9	1-3	2-2	8	1	0	0	0	0	0	13
William Carey	25	2-8	1-5	3-4	7	5	0	0	0	0	8
South Alabama	9	1-3	0-1	2-2	4	0	0	0	0	0	4
Rust	14	4-4	2-2	0-0	1	1	1	1	0	1	10
Millsaps	17	4-7	1-2	0-0	1	0	0	1	0	1	9
at Wichita State	21	3-6	3-5	0-0	3	1	0	0	0	0	9
at Kansas State	19	2-6	2-6	0-0	2	3	1	0	0	1	6

2017-18 Game-By-Game Statistics

Opponent	Min	FG	3FG	FT	Reb	PF	A	TO	Bk	St	Pts
SUNO	12	2-4	1-2	2-2	3	2	0	1	0	1	7
at Michigan	6	0-0	0-0	0-0	1	0	0	0	0	0	0
Blue Mountain	12	3-7	1-3	0-0	4	3	0	0	0	0	7
vs. South Dakota (N)	10	2-5	1-3	0-0	1	0	1	0	0	0	5
vs. Y'town State (N)	9	2-2	0-0	0-1	2	1	1	1	0	0	4
vs. N. Colorado (N)	18	0-3	0-1	0-2	1	2	1	0	0	1	0
at South Alabama	3	0-1	0-0	0-0	0	0	0	0	0	0	0
Rust					DNP						
Troy					DNP						
at Alabama A&M	1	0-0	0-0	0-0	1	0	0	0	0	0	0
William Carey					DNP						
at Florida State	4	0-2	0-1	0-0	2	0	0	1	0	0	0
vs. Miss. State					DNP						
at Marshall	3	3-4	1-2	0-0	2	0	0	0	0	0	7
at WKU					DNP						
UTEP	1	0-0	0-0	0-0	0	0	0	0	0	0	0
UTSA					DNP						
at UAB	23	8-11	3-6	0-0	5	4	1	0	0	1	19
at Middle Tennessee	26	5-11	3-7	1-2	9	3	0	0	1	0	14
Rice	26	6-10	2-5	2-2	2	3	0	0	0	0	16
North Texas	16	1-3	0-2	0-0	1	4	0	0	0	0	2
at Louisiana Tech	15	4-10	3-6	1-2	5	2	0	0	0	0	12
at FIU	18	4-7	3-6	0-0	5	4	1	1	1	0	11
at Florida Atlantic	14	1-2	0-1	0-0	3	0	1	0	0	0	2
Old Dominion	4	0-0	0-0	0-0	0	0	0	1	1	0	0
Charlotte	13	3-7	3-5	1-2	2	0	1	0	0	0	10
Middle Tennessee	16	3-8	1-3	0-0	6	1	0	0	0	0	7
UAB	15	3-6	1-4	0-2	1	1	0	0	0	2	7
at UTSA	7	1-3	1-3	0-0	1	1	0	1	0	0	3
at UTEP	10	0-3	0-2	0-0	1	0	0	0	0	0	0
Louisiana Tech	17	3-5	3-4	0-0	1	2	0	1	0	1	9
vs. FIU (N)	8	2-4	1-3	2-3	1	0	0	0	0	0	7
vs. MTSU (N)	12	1-3	1-2	0-0	0	0	0	0	0	1	3
vs. Marshall (N)	11	1-4	1-4	0-0	2	0	0	0	0	0	3

Career Statistics

YEAR	G-GS	MIN-AVG	FG-FGA	PCT	3P-3PA	PCT	FT-FTA	PCT	OFF	DEF	TOT	AVG	PF	FO	AST	TO	BLK	STL	PTS-AVG
2017-18	28-0	330-11.8	58-125	.464	30-75	.400	9-18	.500	15	47	62	2.2	33	0	8	7	2	7	155-5.5
2018-19	11-3	206-18.7	33-70	.471	15-37	.405	11-12	.917	12	25	37	3.4	22	1	5	3	0	3	92-8.4
TOTALS	39-3	536-13.7	91-195	.467	45-112	.402	20-30	.667	27	72	99	2.5	55	1	13	10	2	10	247-6.3



TIM ROWE

#12

Forward // 6-11 // 260 // RS Junior
Lilburn, Ga. // Mount Zion (Md.) Prep

CAREER HIGHS

Points	20
at Florida Atlantic, Jan. 14, 2016	
Field Goals	5, three times
Last: vs. Old Dominion, Feb. 8, 2018	
Field Goals Attempted	10
vs. SE Oklahoma, Dec. 29, 2015	
Three-Point Field Goals	1, three times
Last: vs. Youngstown St., Nov. 25, 2017	
Three-Point Field Goals Attempted	2
at UTSA, Feb. 20, 2016	
Free Throws	9
at Florida Atlantic, Jan. 14, 2016	
Free Throws Attempted	13
at Florida Atlantic, Jan. 14, 2016	
Rebounds (Offensive)	4
vs. SE Oklahoma, Dec. 29, 2015	
Rebounds (Defensive)	9
vs. Alabama A&M, Nov. 21, 2016	
Rebounds (Total)	9
vs. Alabama A&M, Nov. 21, 2016	
Assists	5
vs. Tulane, Dec. 10, 2016	
Turnovers	4
vs. Tougaloo, Nov. 11, 2016	
Blocks	3, twice
Last: vs. Louisiana Tech, Jan. 23, 2016	
Steals	2, twice
Last: vs. Tulane, Dec. 10, 2016	
Minutes	29, twice
Last: vs. UTEP, Jan. 4, 2018	

EXTRAS CAREER

Double-Doubles	0
Triple-Doubles	0

Double Figure Scoring	8
Double Figure Rebounds	0
Double Figure Assists	0

Southern Miss Leader Scoring	1
Southern Miss Leader Rebounds	6
Southern Miss Leader Assists	0

Scoring 20+ Points	0
Scoring 30+ Points	0

3+ Three Pointers	0
5+ Assists	0
5+ Blocked Shots	1
5+ Steals	0

2018-19 Game-by-Game Statistics

Opponent	Min	FG	3FG	FT	Reb	PF	A	TO	Bk	St	Pts
SE Baptist											
at SMU*	17	2-6	0-0	0-0	2	1	2	1	1	0	4
at Troy*	21	3-4	1-2	0-0	3	4	0	1	2	0	7
vs. North Florida*	21	5-7	0-0	2-4	6	2	0	4	0	0	12
vs. Western Carolina*13	0-1	0-0	0-0	1	4	0	4	0	1	0	
William Carey*	10	1-2	0-0	1-2	1	2	0	0	0	0	3
South Alabama*	17	0-0	0-0	0-0	1	3	1	3	2	0	0
Rust*	17	3-4	0-0	2-2	8	0	2	0	1	0	8
Millsaps											
at Wichita State	14	2-3	1-1	1-2	2	5	0	1	0	0	14
at Kansas State	21	2-4	1-2	0-0	3	2	2	1	0	0	5

2017-18 Game-by-Game Statistics

Opponent	Min	FG	3FG	FT	Reb	PF	A	TO	Bk	St	Pts
SUNO*	14	4-7	0-0	2-3	1	3	0	2	0	0	10
at Michigan*	22	3-5	0-0	1-2	1	3	0	0	0	0	7
Blue Mountain*	19	2-4	0-0	0-0	7	3	0	0	1	1	4
vs. South Dakota (N)*13	1-2	0-1	0-0	2	4	0	1	0	0	0	3
vs. Y'town State (N)*17	2-4	1-1	0-1	2	4	1	0	2	0	0	5
vs. N. Colorado (N)*	13	0-4	0-1	0-0	3	2	0	2	0	1	0
at South Alabama*	20	2-4	0-0	0-2	2	2	1	0	0	0	4
Rust	9	4-5	0-0	1-1	4	1	1	1	1	0	9
Troy	20	1-1	0-0	2-2	1	0	1	1	1	0	4
at Alabama A&M											
William Carey											
at Florida State	19	1-2	0-1	0-0	1	0	0	1	0	1	2
vs. Miss. State	18	3-4	0-0	1-3	6	3	0	2	1	1	7
at Marshall	14	0-4	0-1	0-0	0	4	1	1	1	0	0
at WKU	10	1-4	0-0	0-0	2	5	0	1	0	0	2
UTEP*	29	3-8	0-3	1-2	6	2	1	0	1	2	7
UTSA*	12	0-3	0-1	0-0	4	1	0	0	0	0	0
at UAB*	16	1-1	0-0	0-0	2	1	1	2	0	0	2
at Middle Tennessee*13	0-2	0-0	0-0	0	2	0	1	1	0	0	0
Rice											
North Texas	11	2-3	0-1	2-2	4	2	1	1	0	0	6
at Louisiana Tech	11	1-3	0-1	1-2	1	2	1	0	0	0	3
at FIU*	12	3-6	1-2	0-0	1	0	0	0	1	1	7
at Florida Atlantic	16	0-2	0-0	1-2	4	4	0	0	1	0	1
Old Dominion	23	5-5	0-0	0-0	4	2	0	2	0	0	10
Charlotte	17	4-5	0-0	1-3	2	3	0	0	0	0	9
Middle Tennessee	18	2-3	1-2	3-4	3	1	0	0	0	0	8
UAB	20	2-3	0-0	1-2	4	2	0	1	0	0	5
at UTSA*	23	0-1	0-1	1-2	4	4	0	0	1	0	1
at UTEP*	20	0-4	0-0	0-0	5	2	1	0	1	1	0
Louisiana Tech	12	2-3	0-0	0-0	2	2	0	1	1	0	4
vs. FIU (N)	12	1-1	0-0	0-0	4	4	0	0	1	0	2
vs. MTSU (N)	24	2-4	0-0	2	3	1	1	1	1	0	6
vs. Marshall (N)	10	2-3	0-0	0-0	1	3	0	0	0	0	4

2016-17 Game-by-Game Statistics

Opponent	Min	FG	3FG	FT	Reb	PF	A	TO	Bk	St	Pts
Tougaloo	22	3-5	0-0	4-6	8	4	0	4	1	0	10
at LSU	26	4-8	0-0	3-4	6	5	0	3	0	0	11
Union	18	4-7	0-0	3-5	8	2	0	3	2	0	11
Alabama A&M	17	5-7	1-1	6-6	9	0	1	0	2	0	17
South Alabama	27	5-11	0-0	2-4	6	4	0	4	5	1	12
at Jackson State											
at Florida State											
Tulane	28	1-5	0-1	2-7	6	0	5	1	1	2	4
vs. Miss. State* (N)	26	3-5	1-3	0-1	2	2	1	3	0	0	7
vs. San Diego St.* (N)30	2-7	1-2	2-2	6	4	0	3	0	0	0	7


2015-16 Game-by-Game Statistics

Opponent	Min	FG	3FG	FT	Reb	PF	A	TO	Bk	St	Pts
at Memphis	16	2-4	0-0	0-0	6	3	0	2	1	1	4
Jackson State	18	2-5	0-0	0-2	5	1	0	1	0	0	4
William Carey	12	0-0	0-0	1-2	1	1	0	1	0	0	1
at Morehead State	11	0-2	0-0	0-0	2	0	0	0	0	2	0
at Troy	12	0-0	0-0	0-0	0	2	0	2	0	0	0
Alabama	2	0-0	0-0	0-0	0	0	0	0	0	0	0
North Dakota State	10	3-7	0-0	0-0	5	3	0	3	0	0	6
at South Alabama	7	1-2	0-0	0-0	1	1	0	2	1	0	2
Georgia State	18	1-5	0-1	0-0	5	1	0	2	0	0	2
at Tulane	12	1-3	0-0	0-1	1	1	0	2	2	0	2
SE Oklahoma	24	1-10	0-1	2-3	7	3	0	3	2	1	4
at Louisiana Tech	29	1-3	0-0	3-8	5	2	0	1	1	1	5
Charlotte	2	0-1	0-0	0-0	1	0	0	2	0	0	0
Old Dominion	22	0-2	0-1	4-4	4	0	0	0	2	0	4
at Florida Atlantic	22	5-6	1-1	9-13	5	0	0	1	0	0	20
at FIU	24	2-5	0-0	1-2	2	4	0	0	3	2	5
Louisiana Tech	25	4-8	0-1	3-4	6	5	0	0	3	0	11
UTEP	13	2-2	0-0	0-0	3	2	1	1	0	1	4
UTSA	25	1-2	0-0	0-0	3	2	0	1	2	0	2
at North Texas	22	1-3	0-0	1-1	2	3	2	3	0	1	3
at Rice	19	3-3	0-0	2-4	5	1	0	3	1	0	8
UAB	13	0-0	0-0	0-0	2	1	1	0	0	0	0
Middle Tennessee	12	0-2	0-0	2-3	4	1	0	0	1	0	2
at UTEP	19	2-3	1-1	0-0	3	1	0	1	0	0	5
at UTSA	19	3-6	0-2	2-4	3	1	0	0	2	1	8
Rice	10	1-1	0-0	0-0	1	1	0	1	0	0	2
North Texas	7	0-3	0-0	0-0	0	2	0	0	1	0	0
at WKU	17	3-6	0-0	1-4	3	2	0	1	0	0	7
at Marshall	11	2-2	0-0	4-4	1	3	2	3	1	0	8

Career Statistics

YEAR	G-GS	MIN-AVG	FG-FGA	PCT	3P-3PA	PCT	FT-FTA	PCT	OFF	DEF	TOT	AVG	PF	FO	AST	TO	BLK	STL	PTS-AVG
2015-16	29-4	453-15.6	41-96	.427	2-8	.250	35-59	.593	33	53	86	3.0	47	1	6	36	25	8	119-4.1
2016-17*	8-2	206-25.8	27-55	.491	3-7	.429	22-35	.629	12	39	51	6.4	21	1	7	21	11	3	79-9.9
2017-18	31-14	507-16.4	54-110	.491	3-16	.188	20-36	.556	19	66	85	2.7	72	1	11	20	17	8	131-4.2
2018-19	9-7	151-16.8	18-31	.581	3-5	.600	6-10	.600	6	21	27	3.0	23	1	7	15	6	1	45-5.0
TOTAL	77-27	1,317-17.1	130-292	.445	11-36	.306	83-140	.593	70	179	249	3.2	163	4	31	92	58	20	374-4.9

*Earned medical redshirt



BOBAN JACDONMI

#13

Forward // 6-9 // 250 // RS Junior

London, England // Chattanooga State CC

CAREER HIGHS

Points	5
vs. Millsaps, Dec. 11, 2018	
Field Goals	2, twice
Last: vs. Millsaps, Dec. 11, 2018	
Field Goals Attempted	3, twice
Last: vs. Millsaps, Dec. 11, 2018	
Three-Point Field Goals	--
Three-Point Field Goals Attempted	--
Free Throws	1, twice
Last: vs. Millsaps, Dec. 11, 2018	
Free Throws Attempted	2, twice
vs. Millsaps, Dec. 11, 2018	
Rebounds (Offensive)	4
vs. Southeastern Baptist, Nov. 6, 2018	
Rebounds (Defensive)	4
vs. Western Carolina, Nov. 21, 2018	
Rebounds (Total)	5
vs. Southeastern Baptist, Nov. 6, 2018	
Assists	--
Turnovers	1, twice
Last: vs. North Florida, Nov. 20, 2018	
Blocks	--
Steals	1
vs. Southeastern Baptist, Nov. 6, 2018	
Minutes	12
vs. Southeastern Baptist, Nov. 6, 2018	

2018-19 Game-By-Game Statistics

Opponent	Min	FG	3FG	FT	Reb	PF	A	TO	Bk	St	Pts
SE Baptist*	12	2-3	0-0	0-0	5	3	0	1	0	1	4
at SMU											
at Troy	11	2-2	0-0	0-0	4	1	0	0	0	0	4
vs. North Florida	6	1-1	0-0	0-0	2	0	0	1	0	0	2
vs. Western Carolina	11	0-1	0-0	0-2	4	3	0	0	0	0	0
William Carey											
South Alabama	4	1-2	0-0	1-2	0	1	0	0	0	0	3
Rust	2	0-2	0-0	0-0	0	0	0	0	0	0	0
Millsaps	9	2-3	0-0	1-2	1	1	0	0	0	0	5
at Wichita State											
at Kansas State											

EXTRAS CAREER

Double-Doubles	0
Triple-Doubles	0
Double Figure Scoring	0
Double Figure Rebounds	0
Double Figure Assists	0
Southern Miss Leader Scoring	0
Southern Miss Leader Rebounds	0
Southern Miss Leader Assists	0
Scoring 20+ Points	0
Scoring 30+ Points	0
3+ Three Pointers	0
5+ Assists	0
5+ Blocked Shots	0
5+ Steals	0

Career Statistics

YEAR	G-GS	MIN-AVG	FG-FGA	PCT	3P-3PA	PCT	FT-FTA	PCT	OFF	DEF	TOT	AVG	PF	FO	AST	TO	BLK	STL	PTS-AVG
2018-19	7-1	54-7.7	8-14	.571	0-0	.000	2-6	.333	7	9	16	2.3	9	0	0	2	0	1	18-2.6
TOTALS	7-1	54-7.7	8-14	.571	0-0	.000	2-6	.333	7	9	16	2.3	9	0	0	2	0	1	18-2.6



TYLER STEVENSON

#14

Forward // 6-7 // 185 // Freshman
Columbus, Miss. // New Hope HS

CAREER HIGHS

Points	15
vs. Southeastern Baptist, Nov. 6, 2018	
Field Goals	5
vs. Southeastern Baptist, Nov. 6, 2018	
Field Goals Attempted	8
vs. Southeastern Baptist, Nov. 6, 2018	
Three-Point Field Goals	--
Three-Point Field Goals Attempted	--
Free Throws	5
vs. Southeastern Baptist, Nov. 6, 2018	
Free Throws Attempted	6
vs. Southeastern Baptist, Nov. 6, 2018	
Rebounds (Offensive)	4
vs. Southeastern Baptist, Nov. 6, 2018	
Rebounds (Defensive)	3
vs. Southeastern Baptist, Nov. 6, 2018	
Rebounds (Total)	7, twice
Last: vs. Rust, Dec. 2, 2018	
Assists	1
vs. Southeastern Baptist, Nov. 6, 2018	
Turnovers	1, twice
Last: vs. Rust, Dec. 2, 2018	
Blocks	--
Steals	--
Minutes	13
vs. Western Carolina, Nov. 21, 2018	

2018-19 Game-by-Game Statistics

Opponent	Min	FG	3FG	FT	Reb	PF	A	TO	Bk	St	Pts
SE Baptist	12	5-8	0-0	5-6	7	0	1	0	0	0	15
at SMU				DNP							
at Troy				DNP							
vs. North Florida	2	1-2	0-0	1-3	1	0	0	0	0	0	3
vs. Western Carolina	13	0-2	0-0	1-2	1	2	1	0	0	0	1
William Carey	7	1-4	0-0	2-3	2	0	0	1	0	0	4
Rust	12	6-6	0-0	0-1	7	0	0	1	0	0	12
Millsaps	9	0-3	0-0	0-2	2	2	1	1	0	1	2
at Wichita State				DNP							
at Kansas State				DNP							

EXTRAS	CAREER
Double-Doubles	0
Triple-Doubles	0
Double Figure Scoring	2
Double Figure Rebounds	0
Double Figure Assists	0
Southern Miss Leader Scoring	1
Southern Miss Leader Rebounds	0
Southern Miss Leader Assists	0
Scoring 20+ Points	0
Scoring 30+ Points	0
3+ Three Pointers	0
5+ Assists	0
5+ Blocked Shots	0
5+ Steals	0

Career Statistics

YEAR	G-GS	MIN-AVG	FG-FGA	PCT	3P-3PA	PCT	FT-FTA	PCT	OFF	DEF	TOT	AVG	PF	FO	AST	TO	BLK	STL	PTS-AVG
2018-19	6-0	58-9.7	13-25	.520	0-0	.000	9-17	.529	8	12	20	3.3	4	0	3	3	0	1	35-5.8
TOTALS	6-0	58-9.7	13-25	.520	0-0	.000	9-17	.529	8	12	20	3.3	4	0	3	3	0	1	35-5.8



CLAY WEATHERSPOON

#15

Guard // 6-2 // 195 // Junior

Jackson, Miss. // Ridgeland HS

CAREER HIGHS

Points	3, twice vs. Rust, Dec. 3, 2017
Field Goals	1 at Charlotte, Jan. 14, 2017
Field Goals Attempted	2 at Charlotte, Jan. 14, 2017
Three-Point Field Goals	--
Three-Point Field Goal Atts.	1, three times Last: at Florida State, Dec. 21, 2017
Free Throws	2 at WKU, Dec. 30, 2017
Free Throws Attempted	2, twice Last: at WKU, Dec. 30, 2017
Rebounds (Offensive)	2 at Florida State, Dec. 6, 2016
Rebounds (Defensive)	2, twice Last: at Charlotte, Jan. 14, 2017
Rebounds (Total)	4 at Florida State, Dec. 6, 2016
Assists	1 vs. Mississippi State, Dec. 19, 2016
Turnovers	3 at Florida State, Dec. 6, 2016
Blocks	--
Steals	1 vs. Mississippi State, Dec. 19, 2016
Minutes	15 at Alabama A&M, Dec. 13, 2017

EXTRAS CAREER

Double-Doubles	0
Triple-Doubles	0
Double Figure Scoring	0
Double Figure Rebounds	0
Double Figure Assists	0
Southern Miss Leader Scoring	0
Southern Miss Leader Rebounds	0
Southern Miss Leader Assists	0
Scoring 20+ Points	0
Scoring 30+ Points	0
3+ Three Pointers	0
5+ Assists	0
5+ Blocked Shots	0
5+ Steals	0

2017-18 Game-By-Game Statistics

Opponent	Min	FG	3FG	FT	Reb	PF	A	TO	Bk	St	Pts
SUNO	4	0-0	0-0	0-0	1	2	0	0	0	0	0
at Michigan						DNP					
Blue Mountain	6	0-1	0-0	0-0	2	0	0	0	0	0	0
vs. South Dakota (N)						DNP					
vs. Youngstown State (N)						DNP					
vs. Northern Colorado (N)						DNP					
at South Alabama						DNP					
Rust	11	1-1	0-0	1-2	2	0	0	1	0	0	3
Troy						DNP					
at Alabama A&M	15	0-1	0-1	0-0	1	2	0	0	0	1	0
William Carey	4	0-1	0-1	0-0	0	1	0	0	0	0	0
at Florida State	7	0-1	0-1	0-0	0	1	0	0	0	0	0
vs. Miss. State						DNP					
at Marshall	3	0-0	0-0	0-0	1	1	0	0	0	0	0
at WKU	11	0-0	0-0	2-2	2	0	0	0	0	0	2
UTEP						DNP					
UTSA						DNP					
at UAB	3	0-0	0-0	0-0	0	0	0	0	0	0	0
at Middle Tennessee	1	0-0	0-0	0-0	0	0	0	0	0	0	0
Rice						DNP					
North Texas						DNP					
at Louisiana Tech	5	0-1	0-0	0-0	1	0	0	0	0	0	0
at FIU						DNP					
at Florida Atlantic						DNP					
Old Dominion						DNP					
Charlotte	3	0-2	0-1	0-0	0	0	0	0	0	0	0
Middle Tennessee						DNP					
UAB						DNP					
at UTSA	3	0-1	0-0	0-0	0	1	0	1	0	0	0
at UTEP	2	0-1	0-0	0-1	1	0	0	0	0	0	0
Louisiana Tech						DNP					
vs. FIU (N)						DNP					
vs. MTSU (N)						DNP					
vs. Marshall (N)						DNP					

2016-17 Game-By-Game Statistics

Opponent	Min	FG	3FG	FT	Reb	PF	A	TO	Bk	St	Pts
Tougaloo						DNP					
at LSU	1	0-0	0-0	0-0	0	0	0	0	0	0	0
Union (Tenn.)						DNP					
Alabama A&M						DNP					
South Alabama						DNP					
at Jackson State	3	0-0	0-0	0-0	0	0	0	0	0	0	0
at Florida State	14	0-0	0-0	0-0	4	0	0	3	0	0	0
Tulane						DNP					
vs. Miss. State (N)	6	0-2	0-0	0-0	0	0	1	0	0	1	0
vs. San Diego State (N)						DNP					
vs. Stephen F. Austin (N)						DNP					
at Hawaii	11	0-0	0-0	0-0	0	2	0	1	0	0	0
Louisiana Tech						DNP					
UTSA						DNP					
UTEP						DNP					
at Old Dominion						DNP					
at Charlotte	9	1-1	0-0	1-1	2	2	0	0	0	0	3
North Texas						DNP					
Rice						DNP					
at Middle Tennessee	1	0-0	0-0	0-0	0	0	0	0	0	0	0
at UAB	10	0-0	0-0	0-0	0	0	0	1	0	0	0
Marshall						DNP					
WKU	3	0-1	0-0	0-0	0	1	0	0	0	0	0
at UTSA						DNP					
at UTEP	4	0-0	0-0	1-2	0	0	0	0	0	0	1
FIU						DNP					
Florida Atlantic	0+	0-0	0-0	0-0	0	0	0	0	0	0	0
at Rice						DNP					
at North Texas	2	0-1	0-0	0-0	0	0	0	0	0	0	0
at Louisiana Tech	2	0-0	0-0	0-0	1	0	0	0	0	0	0
vs. Rice						DNP					

Career Statistics

YEAR	G-GS	MIN-AVG	FG-FGA	PCT	3P-3PA	PCT	FT-FTA	PCT	OFF	DEF	TOT	AVG	PF	FO	AST	TO	BLK	STL	PTS-AVG
2016-17	13-0	66-5.1	1-5	.200	0-0	.000	2-3	.667	2	5	7	0.5	5	0	1	5	0	1	4-0.3
2017-18	14-0	78-5.6	1-10	.100	0-4	.000	3-5	.600	3	8	11	0.8	8	0	0	2	0	1	5-0.4
2018-19	0-0	0-0.0	0-0	.000	0-0	.000	0-0	.000	0	0	0	0.0	0	0	0	0	0	0	0-0.0
TOTALS	27-0	144-5.3	2-15	.133	0-4	.000	5-8	.625	5	13	18	0.7	13	0	1	7	0	2	9-0.3



KEVIN HOLLAND

#20

Guard // 6-1 // 187 // RS Senior

Tuscaloosa, Ala. // Paul W. Bryant High School

CAREER HIGHS

Points	23
vs. UTSA, Jan. 6, 2018	
Field Goals	8
vs. UTSA, Jan. 6, 2018	
Field Goals Attempted	11
vs. Youngstown State, Nov. 25, 2017	
Three-Point Field Goals	7
vs. UTSA, Jan. 6, 2018	
Three-Point Field Goals Attempted	9
vs. Rust, Dec. 3, 2017	
Free Throws	2
vs. Tougaloo, Nov. 11, 2016	
Free Throws Attempted	4, twice
Last: at Jackson State, Dec. 4, 2016	
Rebounds (Offensive)	3
at Florida State, Dec. 6, 2016	
Rebounds (Defensive)	8
vs. Marshall, Feb. 2, 2017	
Rebounds (Total)	8, twice
Last: at UTSA, Feb. 9, 2017	
Assists	8
vs. Tulane, Dec. 10, 2016	
Turnovers	7
at Louisiana Tech, Mar. 5, 2015	
Blocks	1
at Jackson State, Dec. 4, 2016	
Steals	3
vs. UTEP, Feb. 28, 2015	
Minutes	44
vs. FIU, Feb. 12, 2015	

EXTRAS CAREER

Double-Doubles	0
Triple-Doubles	0
Double Figure Scoring	10
Double Figure Rebounds	0
Double Figure Assists	0
Southern Miss Leader Scoring	3
Southern Miss Leader Rebounds	1
Southern Miss Leader Assists	13
Scoring 20+ Points	1
Scoring 30+ Points	0
3+ Three Pointers	11
5+ Assists	7
5+ Blocked Shots	0
5+ Steals	0

2018-19 Game-By-Game Statistics

Opponent	Min	FG	3FG	FT	Reb	PF	A	TO	Bk	St	Pts
SE Baptist*	23	2-7	2-6	0-0	1	0	2	2	0	1	6
at SMU*	26	1-3	0-2	0-0	1	1	2	1	1	2	2
at Troy*	30	2-5	2-5	0-0	5	0	5	0	0	1	6
vs. North Florida*	32	0-2	0-1	0-0	4	2	2	1	0	2	0
vs. Western Carolina*	21	0-0	0-0	0-0	0	3	0	1	0	2	0
William Carey*	32	3-8	2-6	0-0	0	3	2	0	0	0	8
South Alabama*	27	2-4	1-3	0-0	2	1	1	0	0	1	5
Rust*	17	2-6	1-4	1-1	1	0	1	0	0	1	6
Millaps*	16	0-2	0-1	2-2	2	2	2	1	0	1	2
at Wichita State*	14	0-1	0-0	0-0	1	1	0	0	0	1	0
at Kansas State*	14	0-1	0-1	0-0	1	1	0	1	0	3	0

2017-18 Game-By-Game Statistics

Opponent	Min	FG	3FG	FT	Reb	PF	A	TO	Bk	St	Pts
SUNO*	27	1-4	1-4	2-2	2	3	2	1	0	0	5
at Michigan*	31	1-4	0-1	0-0	3	1	3	1	0	1	2
Blue Mountain*	22	3-5	3-3	0-0	2	1	0	2	0	0	9
vs. South Dakota (N)*	23	1-2	1-1	0-0	2	4	0	1	0	0	3
vs. Y'town State (N)*	36	6-11	5-7	0-0	2	2	1	0	0	0	17
vs. N. Colorado (N)*	35	3-4	1-2	0-0	2	1	1	0	0	0	7
at South Alabama*	35	3-6	2-5	0-0	3	5	2	0	0	1	8
Rust*	31	5-10	4-9	0-0	2	0	3	0	0	3	14
Troy*	39	3-6	3-5	0-0	2	0	1	1	0	0	9
at Alabama A&M*	34	4-7	2-5	0-0	4	3	0	0	0	1	10
William Carey*	36	1-6	1-5	0-0	4	0	1	1	0	0	3
at Florida State*	23	2-4	1-2	0-0	2	1	1	0	0	0	5
vs. Miss. State*	38	3-8	3-7	2-3	0	4	1	0	0	0	11
at Marshall*	33	1-5	0-2	0-0	3	2	1	1	0	1	2
at WKU*	36	3-7	3-6	0-0	0	3	3	0	0	0	9
UTEP*	34	4-7	2-4	0-0	4	4	2	1	0	2	10
UTSA*	39	8-8	7-7	0-0	3	2	1	0	0	0	23
at UAB*	38	5-8	5-8	0-0	2	3	2	1	0	3	15
at Middle Tennessee*	36	0-2	0-2	0-0	0	0	0	1	0	0	36
Rice*	36	2-8	1-5	3-4	3	1	4	1	0	1	8
North Texas*	33	0-4	0-3	0-0	3	2	3	0	0	0	0
at Louisiana Tech*	27	4-6	1-2	0-0	2	1	2	2	0	2	9
at FIU*	35	1-6	1-4	0-0	1	2	1	0	0	2	3
at Florida Atlantic*	31	2-4	2-3	2-2	1	4	0	0	0	1	8
Old Dominion*	32	2-6	1-4	0-0	3	1	3	0	0	1	5
Charlotte*	25	0-2	0-2	0-0	1	0	1	0	0	1	0
Middle Tennessee*	34	2-4	2-3	0-0	1	2	0	0	1	0	6
UAB*	29	1-6	1-5	0-0	1	4	1	1	0	0	3
at UTSA*	37	3-8	2-6	0-0	0	2	2	1	1	1	8
at UTEP*	30	1-4	1-3	0-0	0	5	0	0	0	0	3
Louisiana Tech*	38	1-4	1-4	2-3	1	2	3	1	0	0	5
vs. FIU (N)*	38	0-5	0-5	0-0	1	2	0	0	1	2	2
vs. MTSU (N)*	38	3-5	2-4	0-0	2	0	2	0	1	1	8
vs. Marshall (N)*	37	1-6	0-4	0-0	1	3	1	0	0	2	2

2016-17 Game-By-Game Statistics

Opponent	Min	FG	3FG	FT	Reb	PF	A	TO	Bk	St	Pts
Tougaloo*	35	4-5	3-3	2-4	1	1	4	3	0	0	13
at LSU*	27	1-4	0-1	0-0	3	1	1	3	0	0	2
Union*	33	3-5	2-2	0-0	1	2	2	3	0	0	8
Alabama A&M*	30	3-7	1-2	0-1	2	2	5	3	0	0	7
South Alabama*	32	0-4	0-2	2-2	4	3	3	3	0	0	2
at Jackson State*	30	1-4	0-2	2-4	4	2	4	2	1	2	4
at Florida State*	18	1-5	0-1	0-1	3	3	1	1	0	0	2
Tulane*	35	5-9	5-5	0-0	5	2	8	0	0	0	15
vs. Miss. State* (N)	28	1-8	1-5	0-0	2	2	0	2	0	0	3
vs. San Diego St.* (N)	32	1-3	1-2	0-0	0	3	1	0	0	0	3
vs. SFA* (N)	21	3-6	3-5	0-0	2	1	0	2	0	0	9
at Hawaii*	30	1-4	0-2	1-2	1	1	2	0	0	0	3
Louisiana Tech*	20	1-7	0-3	0-0	2	1	1	2	0	1	2
UTSA*	30	1-5	1-4	0-0	3	11	0	1	1	0	3
UTEP*	27	1-3	1-2	0-0	3	4	2	0	0	1	3
at Old Dominion*	26	1-3	1-2	0-0	4	1	1	0	0	2	3

at Charlotte*	23	3-5	2-3	0-0	2	1	0	1	0	0	8
North Texas*	23	2-6	1-3	2-3	3	1	1	0	0	1	7
Rice*	15	1-3	0-1	2-2	2	3	1	1	0	0	4
at Middle Tennessee*	24	0-2	0-0	0-0	1	0	0	1	0	0	0
at UAB*	22	1-5	0-0	0-0	1	0	0	0	0	1	2
Marshall*	35	1-5	0-1	2-2	8	3	3	1	0	0	4
WKU*	25	4-8	0-3	0-0	4	2	0	1	0	1	8
at UTSA*	28	0-6	0-4	0-0	8	0	1	1	0	0	0
at UTEP*	34	3-6	3-6	0-0	2	2	2	0	0	0	9
FIU*	26	1-4	0-1	0-0	2	1	3	0	0	1	2
Florida Atlantic*	27	1-3	1-2	0-0	1	3	2	0	0	0	3
at Rice*	41	5-10	2-5	0-0	2	0	2	0	0	0	12
at North Texas*	25	0-4	0-2	0-0	4	4	4	0	0	0	0
at Louisiana Tech*	26	1-4	0-3	0-0	4	2	5	0	0	0	2
vs. Rice*	29	1-4	0-2	2-2	6	5	0	0	0	1	4


2014-15 Game-By-Game Statistics

Opponent	Min	FG	3FG	FT	Reb	PF	A	TO	Bk	St	Pts
William Carey	20	1-2	1-2	0-0	2	2	1	0	0	0	3
South Alabama	14	0-1	0-0	0-0	5	0	1	1	0	0	0
at Alabama	10	0-0	0-0	0-0	2	0	1	0	0	0	0
Troy	6	0-1	0-1	0-0	0	0	0	0	0	0	0
at Drexel	16	0-0	0-0	0-0	0	0	0	0	2	0	0
North Dakota State	0	0-0	0-0	0-0	0	0	0	0	0	0	0
Rhode Island	9	0-0	0-0	0-0	1	0	0	0	0	0	0
Spring Hill	11	0-1	0-1	0-0	1	1	1	0	0	0	0
at Jackson State	11	0-0	0-0	0-0	1	1	1	3	0	2	0
at Georgia State	11	1-4	1-4	0-0	1	1	1	1	0	1	3
at LSU	16	1-3	0-2	0-0	0	0	1	1	0	0	2
Louisiana Tech	7	0-0	0-0	0-0	0	0	0	0	0	0	0
at UTSA	14	0-0	0-0	0-0	0	3	3	1	0	1	0
at UTEP	16	0-2	0-1	0-0	1	1	2	1	0	0	0
Middle Tennessee	8	0-0	0-0	0-0	0	1	0	2	0	1	0
UAB	4	0-1	0-1	0-0	0	0	0	0	0	0	0
at Rice	10	1-4	1-2	0-0	1	0	1	1	0	1	3
at North Texas	10	0-1	0-1	0-0	0	0	0	1	0	1	0
Marshall *	27	2-5	1-2	0-0	2	1	0	0	0	0	5
Western Kentucky *	34	1-2	1-1	1-3	3	1	2	1	0	2	4
at Middle Tennessee *	38	0-3	0-3	0-0	2	1	3	5	0	2	0
at UAB *	36	3-5	1-3	0-0	3	2	2	3	0	0	7
FIU *	44	1-6	0-5	1-2	5	3	6	1	0	1	3
Florida Atlantic *	31	0-0	0-0	0-0	1	1	4	0	0	0	0
at Old Dominion *	26	0-1	0-1	0-0	0	0	0	2	0	2	0
at Charlotte *	34	2-5	1-2	0-0	2	1	4	3	0	0	5
UTSA *	37	1-4	0-3	0-0	3	2	5	2	0	1	2
UTEP *	29	0-3	0-3	0-0	3	0	7	1	0	3	0
at Louisiana Tech *	34	1-4	1-4	0-0	3	2	2	7	0	0	3

* - Indicates Game Started

Career Statistics

YEAR	G-GS	MIN-AVG	FG-FGA	PCT	3P-3PA	PCT	FT-FTA	PCT	OFF	DEF	TOT	AVG	PF	FO	AST	TO	BLK	STL	PTS-AVG
2014-15	29-11	563-19.4	15-58	.259	8-42	.190	2-5	.400	0	42	42	1.4	24	0	48	39	0	18	40-1.4
2015-16 (RS)	--	--	--	--	--	--	--	--	--	--	--	--	--	--	--	--	--	--	--
2016-17	31-31	828-27.6	52-157	.333	28-79	.364	15-23	.652	10	80	90	2.9	57	1	59	31	2	11	147-4.7
2017-18	34-34	1,121-33.0	80-192	.417	59-142	.415	11-14	.786	10	54	64	1.9	70	2	48	17	4	26	230-6.8
2018-19	11-11	252-22.9	12-39	.308	8-29	.276	3-3	1.000	1	17	18	1.6	14	0	17	7	1	15	35-3.2
TOTALS	103-84	2,764-26.8	159-446	.357	103-292	.353	31-45	.689	21	193	214	2.1	165	3	172	94	7	70	452-4.4



ANFERNEE HAMPTON

#21

Guard // 6-5 // 170 // RS Senior

Jackson, Miss. // Mississippi Gulf Coast CC

CAREER HIGHS

Points	16
vs. Blue Mountain, Nov. 20, 2017	
Field Goals	6
vs. Blue Mountain, Nov. 20, 2017	
Field Goals Attempted	10
vs. Rust, Dec. 3, 2017	
Three-Point Field Goals	4
vs. Blue Mountain, Nov. 20, 2017	
Three-Point Field Goals Attempted	6
vs. Blue Mountain, Nov. 20, 2017	
Free Throws	4
vs. Southeastern Baptist, Nov. 6, 2018	
Free Throws Attempted	6
at Louisiana Tech, Jan. 27, 2018	
Rebounds (Offensive)	3
at Florida State, Dec. 21, 2017	
Rebounds (Defensive)	4
at Florida State, Dec. 21, 2017	
Rebounds (Total)	7
at Florida State, Dec. 21, 2017	
Assists	1
vs. Blue Mountain, Nov. 20, 2017	
Turnovers	--
Blocks	--
Steals	1, twice
Last: vs. N. Colorado, Nov. 26, 2017	
Minutes	24
at Middle Tennessee, Jan. 13, 2018	

EXTRAS CAREER

Double-Doubles	0
Triple-Doubles	0
Double Figure Scoring	4
Double Figure Rebounds	0
Double Figure Assists	0
Southern Miss Leader Scoring	1
Southern Miss Leader Rebounds	2
Southern Miss Leader Assists	0
Scoring 20+ Points	0
Scoring 30+ Points	0
3+ Three Pointers	1
5+ Assists	0
5+ Blocked Shots	0
5+ Steals	0

2018-19 Game-By-Game Statistics

Opponent	Min	FG	3FG	FT	Reb	PF	A	TO	Bk	St	Pts
SE Baptist	14	4-7	2-4	4-4	2	0	2	1	0	1	14
at SMU											DNP
at Troy											DNP
vs. North Florida	2	0-0	0-0	0-0	1	0	0	1	0	0	0
vs. Western Carolina	6	0-1	0-1	2-4	0	0	0	0	0	0	2
William Carey	3	0-0	0-0	0-0	0	1	0	0	1	0	0
Rust	16	4-6	0-1	0-0	2	2	2	1	1	0	8
Millsaps	9	1-3	0-0	1-2	2	0	0	0	0	0	3
at Wichita State											DNP
at Kansas State											DNP

2017-18 Game-By-Game Statistics

Opponent	Min	FG	3FG	FT	Reb	PF	A	TO	Bk	St	Pts
SUNO	10	0-2	0-2	2-4	3	0	0	0	0	0	2
at Michigan											DNP
Blue Mountain	19	6-9	4-6	0-0	3	1	1	0	0	1	16
vs. South Dakota (N)	20	5-8	1-2	2-2	2	2	0	0	0	0	13
vs. Y'town State (N)	8	0-1	0-1	0-0	0	0	0	0	0	0	0
vs. N. Colorado (N)	20	3-5	1-3	1-2	1	4	1	0	0	1	8
at South Alabama*	4	0-1	0-1	0-0	1	1	0	2	0	0	0
Rust	16	3-10	1-5	0-0	2	0	0	1	0	0	7
Troy											DNP
at Alabama A&M	14	2-5	0-1	3-4	1	0	0	0	0	0	0
William Carey	10	0-3	0-0	2-2	1	3	0	1	0	0	2
at Florida State	22	4-9	0-1	0-0	7	0	1	2	0	1	8
vs. Miss. State	4	0-1	0-1	0-0	2	0	0	0	0	0	0
at Marshall	18	2-6	0-1	1-2	5	0	0	1	1	2	5
at WKU	14	4-6	0-1	3-3	4	0	1	0	0	0	11
UTEP	11	1-6	0-3	2-2	3	1	1	1	0	2	4
UTSA	19	2-4	0-2	0-0	0	1	0	0	0	0	4
at UAB	11	0-4	0-2	0-0	2	1	0	1	1	0	0
at Middle Tennessee	24	2-8	0-2	0-0	5	1	0	0	1	0	4
Rice											DNP
North Texas	4	0-1	0-1	0-0	1	1	0	0	0	0	0
at Louisiana Tech	18	2-3	2-3	3-6	2	2	1	0	1	0	9
at FIU	6	1-2	0-0	0-0	2	1	1	0	0	0	2
at Florida Atlantic	9	0-1	0-0	4-4	0	1	0	0	0	0	4
Old Dominion	6	0-0	0-0	0-0	1	0	0	0	0	0	0
Charlotte	14	2-5	1-1	0-0	1	0	1	0	0	0	5
Middle Tennessee											DNP
UAB	5	1-1	0-0	0-0	0	1	0	1	0	0	2
at UTSA	3	0-1	0-0	0-0	1	0	0	0	0	0	0
at UTEP	13	1-6	0-2	2-2	1	2	0	2	0	1	4
Louisiana Tech											DNP
vs. FIU (N)											DNP
vs. MTSU (N)	2	0-1	0-0	0-0	1	0	0	0	0	0	1
vs. Marshall (N)	1	0-1	0-0	0-0	0	0	0	0	0	0	0

Career Statistics

YEAR	G-GS	MIN-AVG	FG-FGA	PCT	3P-3PA	PCT	FT-FTA	PCT	OFF	DEF	TOT	AVG	PF	FO	AST	TO	BLK	STL	PTS-AVG
2016-17																			
2017-18	28-2	325-11.6	41-110	.373	10-41	.244	25-33	.758	15	37	52	1.9	23	0	8	12	4	9	117-4.2
2018-19	6-0	50-8.3	9-17	.529	2-6	.333	7-10	.700	3	4	7	1.2	3	0	4	3	2	1	27-4.5
TOTALS	34-2	375-11.0	50-127	.394	12-47	.255	32-43	.744	18	41	59	1.7	26	0	12	15	6	10	144-4.2



LADARIUS MARSHALL

#23

Forward // 6-7 // 225 // Freshman

Jackson, Miss. // Forest Hill HS

CAREER HIGHS

Points	10
vs. Rust, Dec. 2, 2018	
Field Goals	5
vs. Millsaps, Dec. 11, 2018	
Field Goals Attempted	7
vs. Millsaps, Dec. 11, 2018	
Three-Point Field Goals	--
Three-Point Field Goals Attempted	--
Free Throws	1
vs. Southeastern Baptist, Nov. 6, 2018	
Free Throws Attempted	6
vs. Southeastern Baptist, Nov. 6, 2018	
Rebounds (Offensive)	2
Last: vs. Rust, Dec. 2, 2018	
Rebounds (Defensive)	4, twice
Last: vs. Millsaps, Dec. 11, 2018	
Rebounds (Total)	5, three times
Last: vs. Millsaps, Dec. 11, 2018	
Assists	1, twice
Last: vs. Rust, Dec. 2, 2018	
Turnovers	1
vs. Rust, Dec. 2, 2018	
Blocks	1, twice
Last: vs. Rust, Dec. 2, 2018	
Steals	--
Minutes	16
vs. Millsaps, Dec. 11, 2018	

2018-19 Game-By-Game Statistics


Opponent	Min	FG	3FG	FT	Reb	PF	A	TO	Bk	St	Pts
SE Baptist	11	4-5	0-0	1-6	5	1	1	0	1	0	9
at SMU					DNP						
at Troy					DNP						
vs. North Florida	2	0-0	0-0	0-0	1	0	0	0	0	0	0
vs. Western Carolina	3	0-1	0-0	0-0	0	0	0	0	0	0	0
William Carey	6	0-0	0-0	1-2	1	0	0	0	0	0	1
South Alabama					DNP						
Rust	10	5-6	0-0	0-0	5	1	1	1	1	0	10
Millsaps	16	5-7	0-0	0-0	5	1	0	0	0	0	10
at Wichita State					DNP						
at Kansas State					DNP						

EXTRAS CAREER

Double-Doubles	0
Triple-Doubles	0
Double Figure Scoring	2
Double Figure Rebounds	0
Double Figure Assists	0
Southern Miss Leader Scoring	0
Southern Miss Leader Rebounds	0
Southern Miss Leader Assists	0
Scoring 20+ Points	0
Scoring 30+ Points	0
3+ Three Pointers	0
5+ Assists	0
5+ Blocked Shots	0
5+ Steals	0

Career Statistics

YEAR	G-GS	MIN-AVG	FG-FGA	PCT	3P-3PA	PCT	FT-FTA	PCT	OFF	DEF	TOT	AVG	PF	FO	AST	TO	BLK	STL	PTS-AVG
2018-19	6-0	52-8.7	14-19	.737	0-0	.000	2-8	.250	4	13	17	2.8	3	0	2	1	2	0	30-5.0
TOTALS	6-0	52-8.7	14-19	.737	0-0	.000	2-8	.250	4	13	17	2.8	3	0	2	1	2	0	30-5.0



LEONARD HARPER-BAKER

#32

Forward // 6-6 // 205 // RS Junior

Detroit, Mich. // Moberly Area CC

CAREER HIGHS

Points	18
vs. South Alabama, Nov. 28, 2018	
Field Goals	6
vs. South Alabama, Nov. 28, 2018	
Field Goals Attempted	8, twice
Last: at Kansas State, Dec. 19, 2018	
Three-Point Field Goals	1
at SMU, Nov. 11, 2018	
Three-Point Field Goals Attempted	1, 3x
Last: at Kansas State, Dec. 19, 2018	
Free Throws	6
vs. South Alabama, Nov. 28, 2018	
Free Throws Attempted	8
vs. South Alabama, Nov. 28, 2018	
Rebounds (Offensive)	6
vs. William Carey, Nov. 25, 2018	
Rebounds (Defensive)	7, four times
Last: vs. South Alabama, Nov. 28, 2018	
Rebounds (Total)	13
vs. William Carey, Nov. 25, 2018	
Assists	3
at SMU, Nov. 11, 2018	
Turnovers	3
at Troy, Nov. 15, 2018	
Blocks	5
vs. Millsaps, Dec. 11, 2018	
Steals	3
at Wichita State, Dec. 15, 2018	
Minutes	34
at Wichita State, Dec. 15, 2018	

2018-19 Game-By-Game Statistics


Opponent	Min	FG	3FG	FT	Reb	PF	A	TO	Bk	St	Pts
SE Baptist	15	3-3	0-0	2-2	8	2	1	0	1	0	8
at SMU*	20	2-3	1-1	0-0	5	1	3	0	2	1	5
at Troy*	27	5-7	0-1	0-1	8	0	2	3	1	1	10
vs. North Florida											DNP
vs. Western Carolina											DNP
William Carey	24	3-3	0-0	3-7	13	2	0	2	1	1	9
South Alabama*	33	6-8	0-0	6-8	9	4	2	1	3	1	18
Rust*	17	3-3	0-0	3-4	4	1	2	0	1	1	9
Millsaps*	19	1-3	0-0	1-4	12	2	0	3	5	0	3
at Wichita State*	34	2-6	0-1	1-7	2	2	0	3	2	3	5
at Kansas State*	28	1-8	0-1	0-2	7	3	3	2	1	2	2

EXTRAS CAREER

Double-Doubles	0
Triple-Doubles	0
Double Figure Scoring	2
Double Figure Rebounds	2
Double Figure Assists	0
Southern Miss Leader Scoring	0
Southern Miss Leader Rebounds	4
Southern Miss Leader Assists	0
Scoring 20+ Points	0
Scoring 30+ Points	0
3+ Three Pointers	0
5+ Assists	0
5+ Blocked Shots	1
5+ Steals	0

Career Statistics

YEAR	G-GS	MIN-AVG	FG-FGA	PCT	3P-3PA	PCT	FT-FTA	PCT	OFF	DEF	TOT	AVG	PF	FO	AST	TO	BLK	STL	PTS-AVG
2017-18																			
2018-19	9-8	216-24.0	26-44	.591	1-4	.250	16-35	.457	20	48	68	7.6	17	0	13	14	17	10	69-7.7
TOTALS	9-8	216-24.0	26-44	.591	1-4	.250	16-35	.457	20	48	68	7.6	17	0	13	14	17	10	69-7.7



TYREE GRIFFIN

Guard // 5-10 // 175 // RS Senior

New Orleans, La. // Oklahoma State

#55

CAREER HIGHS

Points	29
vs. North Texas, Jan. 20, 2018	
Field Goals	9, twice
Last: at UAB, Jan. 11, 2018	
Field Goals Attempted	19
at Kansas State, Dec. 19, 2018	
Three-Point Field Goals	5
at UAB, Jan. 11, 2018	
Three-Point Field Goals Att.	10
vs. Old Dominion, Feb. 8, 2018	
Free Throws	10
vs. North Texas, Jan. 20, 2018	
Free Throws Attempted	12
vs. North Texas, Jan. 20, 2018	
Rebounds (Offensive)	3
vs. South Alabama, Nov. 28, 2018	
Rebounds (Defensive)	11
vs. SUNO, Nov. 10, 2017	
Rebounds (Total)	13
vs. SUNO, Nov. 10, 2017	
Assists	12, twice
Last: vs. Rust, Dec. 3, 2017	
Turnovers	9
vs. West Virginia, Feb. 27, 2016	
Blocks	1, twice
Last: vs. Youngstown St., Nov. 25, 2017	
Steals	4, twice
Last: vs. UAB, Feb. 17, 2018	
Minutes	43
vs. George Mason, Nov. 20, 2015	

EXTRAS CAREER

Double-Doubles	4
Triple-Doubles	0
Double Figure Scoring	40
Double Figure Rebounds	1
Double Figure Assists	4
Southern Miss Leader Scoring	15
Southern Miss Leader Rebounds	5
Southern Miss Leader Assists	39
Scoring 20+ Points	9
Scoring 30+ Points	0
3+ Three Pointers	11
5+ Assists	43
5+ Blocked Shots	0
5+ Steals	0

2018-19 Game-By-Game Statistics

Opponent	Min	FG	3FG	FT	Reb	PF	A	TO	Bk	St	Pts
SE Baptist*	24	5-11	1-5	1-3	5	2	7	1	1	2	12
at SMU*	35	7-10	4-4	3-4	4	1	7	4	0	1	21
at Troy*	36	4-11	2-5	0-0	5	3	9	2	0	2	10
vs. North Florida*	38	3-11	0-6	0-0	2	1	8	4	0	6	6
vs. Western Carolina*35	4-9	1-3	9-11	3	2	5	1	0	2	18	
William Carey*	16	7-16	2-7	0-0	6	2	6	3	0	3	16
South Alabama*	38	6-14	2-6	4-7	8	0	3	1	0	2	18
Rust*	19	5-8	3-6	0-0	2	2	6	4	0	3	13
Millaps*	25	4-8	2-4	0-0	1	2	9	0	0	0	10
at Wichita State*	37	2-11	2-7	6-8	5	2	8	1	0	1	12
at Kansas State*	40	5-19	1-7	0-0	4	1	6	0	0	1	11

2017-18 Game-By-Game Statistics

Opponent	Min	FG	3FG	FT	Reb	PF	A	TO	Bk	St	Pts
SUNO*	29	6-10	2-3	7-9	13	3	5	2	0	1	21
at Michigan*	40	6-15	3-6	0-1	4	0	2	3	0	2	15
Blue Mountain*	24	7-10	2-3	1-2	4	0	9	3	0	2	14
vs. South Dakota (N)*36	5-12	0-2	4-8	4	3	5	3	0	2	14	
vs. Y'town State (N)*39	4-11	2-6	7-8	6	4	6	6	1	2	17	
vs. N. Colorado (N)*38	6-15	0-1	3-3	6	1	6	0	0	1	15	
at South Alabama*	38	1-11	0-6	0-0	3	0	6	1	0	1	2
Rust*	32	9-14	0-2	3-3	5	0	12	1	0	1	21
Troy*	34	8-11	4-5	3-4	6	1	5	2	0	3	23
at Alabama A&M*	35	5-13	0-1	3-6	6	2	6	1	0	1	13
William Carey*	40	5-13	2-7	2-3	5	2	3	2	0	3	14
at Florida State*	29	1-11	1-6	0-0	2	0	5	2	0	3	3
vs. Miss. State*	39	4-12	0-4	1-2	5	5	5	2	0	1	9
at Marshall*	35	8-14	0-0	3-6	3	1	6	5	0	4	19
at WKU*	34	5-16	2-5	2-2	4	1	6	0	0	1	14
UTEP*	37	8-13	2-5	1-1	3	2	6	2	0	1	19
UTSA*	39	3-16	2-6	8-10	5	3	6	2	0	2	16
at UAB*	35	9-16	5-6	0-0	2	3	7	5	0	2	23
at Middle Tennessee*38	7-13	0-2	7-8	2	1	3	3	0	2	21	
Rice*	38	5-13	4-7	0-0	2	2	6	0	0	4	14
North Texas*	38	8-14	3-6	10-12	1	1	5	3	0	3	29
at Louisiana Tech*	33	5-12	1-6	3-4	2	3	2	3	1	1	14
at FIU*	38	6-15	2-6	3-7	5	3	11	4	0	1	17
at Florida Atlantic*	34	8-10	1-1	4-6	3	1	4	1	0	3	21
Old Dominion*	38	5-15	2-10	0-3	6	1	8	6	0	1	12
Charlotte*	35	3-10	1-5	1-2	6	1	8	2	0	3	8
Middle Tennessee*	31	0-6	0-1	0-0	2	2	9	4	0	1	0
UAB*	37	3-10	3-7	0-0	2	0	6	2	1	4	9
at UTSA*	37	5-12	2-5	5-7	3	2	4	2	0	0	17
at UTEP*	32	8-12	1-3	3-4	4	3	2	3	0	0	20
Louisiana Tech*	38	5-10	1-2	4-5	7	2	9	0	0	2	15
vs. FIU (N)*	36	3-10	1-4	0-2	4	1	4	6	0	1	7
vs. MTSU (N)*	39	4-10	2-6	1-3	3	2	6	6	0	0	11
vs. Marshall (N)*	37	6-15	4-9	3-4	1	2	8	2	0	0	19

2015-16 Game-By-Game Statistics

Opponent	Min	FG	3FG	FT	Reb	PF	A	TO	Bk	St	Pts
UT Martin*	27	2-5	2-3	0-0	5	0	5	0	0	3	6
Arkansas-Pine Bluff*11	1-2	0-1	3-3	1	5	2	2	0	0	5	
vs. Towson	32	1-2	1-2	0-0	7	1	4	1	0	0	3
vs. George Mason	43	2-8	2-6	0-0	7	0	7	0	0	1	6
vs. Long Beach State	27	0-3	0-2	8-8	3	1	3	2	0	0	8
Long Beach State	31	1-5	1-2	0-0	3	2	7	2	0	2	3
Tulsa	25	1-6	1-5	2-2	1	2	2	1	0	1	5
Missouri State	24	0-3	0-3	0-0	3	1	3	1	0	0	0
vs. Minnesota	13	1-2	0-0	0-1	1	1	1	0	0	0	2
Longwood	25	2-5	1-2	0-2	1	1	3	1	0	1	5
vs. Florida	15	2-3	1-1	0-0	1	0	2	0	0	0	5
UMKC	27	5-7	1-1	0-0	3	1	0	1	0	1	11
TCU	18	0-3	0-1	0-0	2	0	3	1	0	0	0
at Baylor	15	0-4	0-2	0-0	0	0	4	0	0	1	0
at Texas	16	0-4	0-1	0-0	3	1	2	0	0	1	0
Kansas	10	1-3	1-2	2-2	2	0	2	0	0	0	5
at Kansas State	28	5-9	1-2	7-8	2	0	5	2	0	3	18
Baylor	7	0-0	0-0	0-0	2	1	2	2	0	0	0
at Auburn	13	0-0	0-0	8-9	2	1	2	2	0	0	8
at Texas Tech	38	1-6	0-3	2-2	4	2	2	3	0	0	4
Iowa State	36	2-3	0-1	0-0	3	2	3	2	0	1	4
at TCU*	38	4-7	1-4	3-4	4	1	5	4	0	1	12
Kansas State	39	1-5	0-3	4-8	4	3	4	2	0	1	6
at Kansas	38	1-4	0-1	0-0	3	1	12	3	0	1	2
at Oklahoma	37	0-6	0-3	0-0	4	1	4	2	0	1	0
West Virginia	40	1-4	0-0	5-7	4	3	4	9	0	2	7
at Iowa State	40	3-9	0-3	1-2	4	1	5	0	0	1	7
Texas	36	2-5	0-0	4-8	6	1	2	3	0	0	8
Kansas State	39	4-7	0-1	3-4	3	4	10	6	1	2	11

2014-15 Game-By-Game Statistics

Opponent	Min	FG	3FG	FT	Reb	PF	A	TO	Bk	St	Pts
SE Louisiana	12	0-0	0-0	4-4	3	0	4	0	0	0	4
Prairie View A&M	19	3-5	1-1	4-7	3	2	0	1	0	1	11
NW Oklahoma State	14	0-1	0-0	0-0	1	1	3	2	0	1	0
Milwaukee	10	0-0	0-0	0-0	0	1	1	0	0	1	0
Oregon State	13	0-2	0-1	0-0	1	1	1	0	0	1	0
Tulsa	8	0-0	0-0	0-0	1	4	1	1	0	0	0
North Texas	13	1-3	0-1	0-0	1	0	1	2	0	1	2
South Carolina	13	0-3	0-1	2-2	3	2	2	3	0	0	2
Memphis	6	0-0	0-0	0-0	1	0	1	1	0	0	0
Middle Tennessee	14	0-0	0-0	0-0	3	2	3	1	0	0	0
Maryland	9	0-1	0-1	0-0	0	0	0	0	0	1	0
Missouri	7	0-1	0-1	0-0	2	0	0	1	0	0	0
Kansas State	9	0-0	0-0	0-0	0	1	1	0	0	0	0
Iowa State	6	0-1	0-1	0-0	2	0	0	1	0	0	0
Texas	10	0-0	0-0	0-0	3	1	1	0	0	0	0
Kansas	6	1-1	1-1	0-0	2	2	0	0	0	0	3
Oklahoma	14	0-2	0-1	0-0	2	4	2	3	0	0	0
Texas Tech	11	0-2	0-0	2-2	1	0	2	0	0	0	2
Kansas State	19	0-0	0-0	0-1	1	2	1	0	0	1	0
Baylor	3	0-0	0-0	0-0	0	0	0	3	0	0	0
Oklahoma	7	1-2	0-0	1-1	1	0	1	0	0	0	3
Texas	9	2-2	0-0	0-0	1	0	1	0	0	1	4
Kansas	12	0-2	0-0	0-0	0	0	0	0	0	0	0
Baylor	5	0-1	0-1	0-0	2	1	2	0	0	0	0
TCU	11	0-1	0-0	0-0	1	1	1	0	0	1	0
Iowa State	7	0-0	0-0	0-0	2	0	1	1	0	0	0
West Virginia	17	0-3	0-3	3-4	2	0	1	0	0	1	3
Texas Tech	10	4-5	2-2	0-0	2	1	0	0	0	1	10
TCU	10	0-1	0-0	0-0	3	1	1	0	0	0	0
West Virginia	6	0-0	0-0	1-2	0	1	1	1	0	0	1
Oklahoma	13	0-0	0-0	0-0	2	2	1	0	1	0	0
Oregon	7	0-1	0-1	0-0	0	1	0	1	0	0	0

Career Statistics

YEAR	G-GS	MIN-AVG	FG-FGA	PCT	3P-3PA	PCT	FT-FTA	PCT	OFF	DEF	TOT	AVG	PF	FO	AST	TO	BLK	STL	PTS-AVG
2014-15*	32-1	330-10.3	12-40	.300	4-16	.250	17-23	.739	9	37	46	1.4	31	0	34	22	1	11	45-1.4
2015-16*	30-15	820-27.3	45-137	.328	14-58	.241	53-72	.736	17	73	90	3.0	42	2	118	52	1	24	157-5.2
2016-17																			
2017-18	34-34	1,207-35.5	181-420	.431	55-154	.357	92-132	.697	25	113	138	4.1	58	1	201	89	3	59	509



The Last Time

Southern Miss Individual

Scored 25 Points: Cortez Edwards (26) at Troy, 11/15/18
Scored 30 Points: Cortez Edwards (30) vs. Marshall, 03/10/18
Scored 35 Points: Kourtlin Jackson (40) at Marshall, 03/05/16
Scored 40 Points: Kourtlin Jackson (40) at Marshall, 03/05/16
Scored 45 Points: Berlin Ladner (45) vs. Samford, 02/21/68
Two Players Score 20 Points: Quinton Campbell (23), Cortez Edwards (21) vs. Rice, 03/08/17
Three Players Score 20 Points: Bernard Haslett (21), Herman Myers (21), Glen Whisby (20) at ULM, 01/12/93
Four Players Score 20 Points: Russell Johnson (28), Marcus Crowell (21), Daron Jenkins (20), Clarence Weatherspoon (20) vs. Louisiana-Lafayette, 01/02/90
Two Players Score 25 Points: Jeremy Wise (28), Courtney Beasley (26) vs. UAB, 03/12/09
20 Points in Consecutive Games: Cortez Edwards (21) vs. LA Tech, 03/03/18; (29) vs. FIU, 03/08/18; (23) vs. MTSU, 03/09/18; (30) vs. Marshall, 03/10/18
20 Points in Three Straight Games: Cortez Edwards (21) vs. LA Tech, 03/03/18; (29) vs. FIU, 03/08/18; (23) vs. MTSU, 03/09/18; (30) vs. Marshall, 03/10/18
20 Points in Four Straight Games: Cortez Edwards (21) vs. LA Tech, 03/03/18; (29) vs. FIU, 03/08/18; (23) vs. MTSU, 03/09/18; (30) vs. Marshall, 03/10/18
30 Points in Consecutive Games: Dwayne Davis (35) at Marshall, 03/05/13; (34) vs. UCF, 03/09/13
Five Players Score Double-Figures: Dominic Magee (14), Tyree Griffin (13), Tyler Stevenson (12), Ladarius Marshall (10), LaDavius Draine (10) vs. Rust, 12/02/18
Six Players Score Double-Figures: Raheem Watts (15), Eddie Davis (14), Cortez Edwards (14), D'Angelo Richardson (14), Quinton Campbell (13), Kevin Holland (13), Tim Rowe (10) vs. Tougaloo, 11/11/16
Seven Players Score Double-Figures: Raheem Watts (15), Eddie Davis (14), Cortez Edwards (14), D'Angelo Richardson (14), Quinton Campbell (13), Kevin Holland (13), Tim Rowe (10) vs. Tougaloo, 11/11/16
Double-Double: Cortez Edwards (10 rebounds, 10 assists) vs. Southeastern Baptist, 11/07/18
Triple-Double: Ronald Jackson (12 points, 10 rebounds, 10 blocks) vs. Mercer, 01/26/80
Double-Double with Points and Assists: Cortez Edwards (13 points, 10 assists) vs. Rice, 01/18/18
Double-Double with Points and Blocks: Daron Jenkins (13 points, 10 blocks) at Auburn, 12/29/89
20-10 Game: Tyree Griffin (21 points, 12 assists) vs. Rust, 12/03/17
30-10 Game: Gary Flowers (32 points, 11 rebounds) vs. East Carolina, 02/19/11
Double-Double in Consecutive Games: Cortez Edwards (13 points, 10 assists) vs. Rice, 01/18/18; (19 points, 10 rebounds) vs. North Texas, 01/20/18
Double-Double in Three Straight Games: Michael Craig (10 points, 10 rebounds) vs. UALR, 12/21/13; (14 points, 11 rebounds) at Rhode Island, 12/28/13; (10 points, 11 rebounds) vs. Drexel, 01/03/14
Double-Double in Four Straight Games: Gary Flowers (18 points, 11 rebounds) at South Alabama, 12/12/09; (14 points, 11 rebounds) vs. Louisiana-Lafayette, 12/15/09; (11 points, 11 rebounds) vs. New Orleans, 12/21/09; (16 points, 11 rebounds) vs. Canisius, 12/22/09; (20 points, 12 rebounds) vs. North Florida, 12/23/09
Double-Double in Five Straight Games: Gary Flowers (18 points, 11 rebounds) at South Alabama, 12/12/09; (14 points, 11 rebounds) vs. Louisiana-Lafayette, 12/15/09; (11 points, 11 rebounds) vs. New Orleans, 12/21/09; (16 points, 11 rebounds) vs. Canisius, 12/22/09; (20 points, 12 rebounds) vs. North Florida, 12/23/09
Two Players with Double-Doubles: Cortez Edwards (28 points, 12 rebounds) and Dominic Magee (19 points, 11 rebounds) vs. William Carey, 12/16/17
Made 10 Field Goals: Cortez Edwards (11) at Troy, 11/15/18

Made 15 Field Goals: Elvin Mims (15) vs. USF, 03/02/02
Attempted 20 Field Goals: Cortez Edwards (20) vs. MTSU, 03/09/18
Attempted 25 Field Goals: Greg Johnson (25) at USF, 01/14/03
Attempted 30 Field Goals: Jerome Arnold (30) vs. UMKC, 12/13/78
Attempted 35 Field Goals: Mike Coleman (35) vs. Roanoke, 01/27/75
Made 5 Three-Point Field Goals: Cortez Edwards (5) vs. MTSU, 03/09/18
Made 8 Three-Point Field Goals: LaShay Page (8) at Colorado State, 11/19/11
Made 10 Three-Point Field Goals: Bernard Haslett (10) at Memphis, 02/10/93
Attempted 10 Three-Point Field Goals: Tyree Griffin (10) vs. Old Dominion, 02/08/18
Attempted 15 Three-Point Field Goals: Neil Reed (15) vs. UAB, 02/20/99
Attempted 20 Three-Point Field Goals: Bernard Haslett (20) vs. Old Dominion, 03/01/93
Made 10 Free Throws: Tyree Griffin (10) vs. North Texas, 01/20/18
Made 12 Free Throws: Kourtlin Jackson (14) at Marshall, 03/05/16
Made 15 Free Throws: Maurice Bolden (16) vs. Loyola (N.O.), 11/17/09
Made 10 Consecutive Free Throws: Quinton Campbell (10) vs. UTSA, 01/06/18
Made 20 Consecutive Free Throws: Kourtlin Jackson (22) - 02/27 - 03/05/16
Made 30 Consecutive Free Throws: Neil Watson (51) - 12/21/13-2/7/14
Attempted 10 Free Throws: Tyree Griffin (11) vs. Western Carolina, 11/21/18
Attempted 15 Free Throws: Dominic Magee (16) vs. SUNO, 11/10/17
Attempted 20 Free Throws: Sai'Quon Stone (20) vs. East Carolina, 01/24/07
10 Rebounds: Leonard Harper-Baker (12) vs. Millsaps, 12/11/18
15 Rebounds: Jonathan Mills (15) vs. BYU, 03/27/13
20 Rebounds: Joe Dawson (20) vs. Missouri Western, 11/29/78
25 Rebounds: Mike Coleman (26) vs. Wisconsin-Milwaukee, 02/13/75
30 Rebounds: Wendell Ladner (32) vs. Pan American, 02/09/70
8 Assists: Tyree Griffin (8) at Wichita State, 12/15/18
10 Assists: Cortez Edwards (10) vs. Southeastern Baptist, 11/06/18
15 Assists: Neil Watson (17) vs. Dillard, 01/03/13
5 Blocks: Leonard Harper-Baker (5) vs. Millsaps, 12/11/18
8 Blocks: Gijo Bain (8) vs. Belhaven, 11/12/07
10 Blocks: Daron Jenkins (10) vs. Auburn, 12/29/89
5 Steals: Tyree Griffin (6) vs. North Florida, 11/20/18
8 Steals: Neil Watson (8) vs. William Carey, 12/31/12
10 Turnovers: Jeremy Wise (10) at Houston, 02/27/08
Played Every Minute: Tyree Griffin (40) at Kansas State, 12/19/18
Played More than 40 minutes: Cortez Edwards (44), Quinton Campbell (43) and Kevin Holland (41) at Rice, 02/23/17

Southern Miss Team
Scored 80 Points: 81 (W, 81-47) vs. Millsaps, 12/11/18
Scored 90 Points: 106 (W, 106-46) vs. Rust, 12/02/18
Scored 100 Points: 106 (W, 106-46) vs. Rust, 12/02/18
Scored 110 Points: 111 (W, 111-66) vs. Southeastern Baptist, 11/06/18
Scored 120 Points: 135 (W, 135-41) vs. Dillard, 01/3/13
Scored 130 Points: 135 (W, 135-41) vs. Dillard, 01/3/13
Scored Less Than 40 Points: 38 at Old Dominion, 02/19/15
Scored Less Than 50 Points: 49 at Middle Tennessee, 01/13/18
Allowed 90 Points: 98 (L, 49-98) at Florida State, 12/06/16
Allowed 100 Points: 106 (L, 106-108 OT) at Marshall, 03/05/16
Allowed Less than 50 Points: 47 (W, 81-47) vs. Millsaps, 12/11/18
Game Decided by One Point: W, 69-68 vs. FIU, 03/08/18
Made 45 Field Goals: 51 vs. Dillard, 01/3/13
Made 50 Field Goals: 51 vs. Dillard, 01/3/13
Fewer than 15 Field Goals: 13 at UAB, 01/28/17

10/28/17
Fewer than 20 Field Goals: 19 at Wichita State, 12/15/18
Attempted 100 Field Goals: 101 at Virginia Tech, 02/06/88
Attempted less than 50 Field Goals: 48 vs. LA Tech, 03/03/18
Shot 50% from the Floor: .532 (33-62) at Troy, 11/15/18
Shot 60% from the Floor: .603 (35-58) vs. UTEP, 01/04/18
Shot 65% from the Floor: .696 (32-46) at Rice, 01/09/13
Shot less than 25% from the Floor: .232 (13-56) at UAB, 01/28/17
Made 10 Three-Point Field Goals: 12 vs. Rust, 12/02/18
Made 15 Three-Point Field Goals: 15 at UAB, 01/11/18
Was held without a Three-Point Field Goal: 0-17 at UAB, 01/28/17
Shot 50% from Three-Point: .542 (13-24) at SMU, 11/11/18
Shot 60% from Three-Point: .650 (13-20) vs. East Carolina, 03/02/13
Shot less than 20% from Three-Point: .105 (2-19) vs. North Florida, 11/20/18
Shot 80% from the Free Throw Line: .839 (26-31) vs. North Texas, 01/20/18
Shot 90% from the Free Throw Line: .938 (15-16) vs. Rice, 01/18/18
50 Rebounds: 59 vs. Southeastern Baptist, 11/06/18
55 Rebounds: 59 vs. Southeastern Baptist, 11/06/18
60 Rebounds: 61 vs. Blue Mountain, 11/29/07
65 Rebounds: 66 vs. Illinois College, 01/15/80
Fewer than 20 Rebounds: 17 vs. Rice, 01/18/18
Fewer than 25 Rebounds: 23 vs. UAB, 02/17/18
Fewer than 30 Rebounds: 27 vs. Western Carolina, 11/21/18
30+ Rebound Margin: 35 (52-17) vs. Dillard, 01/03/13
15 Assists: 15 at Kansas State, 12/19/18
20 Assists: 20 vs. Millsaps, 12/11/18
30 Assists: 31 vs. Rust, 12/02/18
10 Steals: 11 at Kansas State, 12/19/18
8 Blocks: 8 vs. Louisiana Tech, 12/10/11
10 Blocks: 10 vs. Dillard, 12/23/09

Opponent Individual
Scored 55 Points: 57 by Johnny Neumann, Ole Miss, 12/15/70
Scored 50 Points: 52 by Robert McKiver, Houston, 02/27/08
Scored 40 Points: 52 by Robert McKiver, Houston, 02/27/08
Scored 30 Points: 30 by Brian Beard, Jr., FIU, 03/07/18
Scored 20 Points and had 20 Rebounds: Lorenzen Wright (27 points, 20 rebounds), Memphis, 1/17/95
Two Players Score 30 Points: Bimbo Coles (51), Wally Lancaster (39), Virginia Tech, 02/06/88
Two Players Score 25 Points: Ricky Hickman (29), Ronnie Burrell (27), UNC-Greensboro, 12/03/04
Two Players Score 20 Points: Marcus Evans (26) and Marcus Jackson (20), Rice, 03/08/17
Three Players Score 20 Points: Dwight Boatner (22), J.T. Williams (20), John Ford (20), McNeese State, 01/2/06
Three Players Score 25 Points: Pee Wee Barber (31), LaRue Davis (28), Randy Allen (28), Florida State, 02/28/87
Five Players Score in Double Figures: Ryan McRaney (12), Javontae McDavid (11), Brandon Cranford (11), Leito Holloway (11), Branden Sheppard (11), William Carey, 11/25/18
Six Players Score in Double Figures: Rick Jones (16), Antione Whelchel (16), Kelvin Brown (14), Cuthbert Victor (14), Adam Chiles (13), Shawn Witherspoon (12), Murray State, 11/29/03
Seven Players Score in Double Figures: Cornelius Holden (15), Everick Sullivan (16), Felton Spencer (12), Keith Williams (11), LaBradford Smith (10), Tony Kimbro (17), Jerome Harmon (20), Louisville, 01/29/90
Made 20 Field Goals: Dan Cramer (24), Denver, 02/04/74
Made 15 Field Goals: Robert McKiver (17), Houston, 02/27/08
Attempted 40 Field Goals: Johnny Neumann (39), Ole Miss, 12/15/70

Attempted 35 Field Goals: Dan Cramer (24), Denver, 02/04/74
Attempted 30 Field Goals: Bimbo Coles (30), Virginia Tech, 02/06/88
Attempted 25 Field Goals: Christopher Wallace (27), Tougaloo, 11/11/16
Made 15 Free Throws: Jon Elmore (15), Marshall, 03/05/16
Attempted 20 Free Throws: Dominic Smith (20), Houston, 01/23/02
Made 8 Three-Pointers: Akeem Richmond (8), East Carolina, 02/16/13
Attempted 15 Three-Pointers: Akeem Richmond (17), East Carolina, 01/25/14
Attempted 10 Three-pointers: Kory Holden (10), South Alabama, 11/28/18
25 Rebounds: Robert Parish (33), Centenary, 01/27/73
20 Rebounds: Lorenzen Wright (20), Memphis, 01/17/95
15 Rebounds: Noah Horchler (16), North Florida, 11/20/18
15 Assists: Jermain Parker (15), Charlotte, 03/11/95
10 Assists: Jon Elmore (11), Marshall, 12/28/17
10 Turnovers: DeAndre Kane (11), Marshall, 01/23/13
5 Blocks: Nick Davis (5), South Alabama, 11/29/17
5 Steals: Nick Norton (5), UAB, 01/11/18

Opponent Team
Scored 120 Points: 141 (L, 133-141 - 2ot), Virginia Tech, 02/06/88
Scored 100 Points: 108 (L, 106-108 - ot), Marshall, 03/05/16
Scored 40 Points or Less: 39 (W, 45-39), UTEP, 02/20/13
Shot Less than 30% From Floor: .269 (14-52), Union, 11/18/16
Shot Better than 65% From Floor: .698 (30-43), SMU, 01/22/11
Shot Better than 60% From Floor: .625 (30-48), UAB, 02/17/18
Shot Better than 55% From Floor: .625 (30-48), UAB, 02/17/18
Held Without a Three-Pointer: 0, Tulane, 01/14/09
Made 1 Three-Pointer: 1, New Mexico State, 12/01/12
Made 10 Three-Pointers: 13, William Carey, 11/25/18
Shot Better than 60% From Three-Point Range: .682 (15-22), Florida Atlantic, 02/18/17
Made 50 Field Goals: 50, Florida State, 01/06/90
Attempted 100 Field Goals: 100, Virginia Tech, 01/16/88
Made 20 Field Goals or Less: 20, Kansas State, 12/19/18
Attempted 50 Field Goals or Less: 44, Kansas State, 12/19/18
Attempted 40 Field Goals or Less: 34, Tulane, 02/01/14
Made 35 Free Throws: 37, Tulsa, 03/05/11
60 Rebounds: 67, Charleston Southern, 02/06/78
55 Rebounds: 57, Charlotte, 02/09/95
20 Rebounds or Less: 20, Rust, 12/02/18
30 Assists: 30, Memphis, 02/10/93

Miscellaneous
Played an Overtime Game: W, 71-68 vs. Middle Tennessee, 03/08/18
Played Two Overtimes: W, 101-96 vs. Tougaloo, 11/11/16
Played Three Overtimes: W, 83-78 - 4ot vs. New Orleans, 12/03/05
Played Four Overtimes: W, 83-78 - 4ot vs. New Orleans, 12/03/05
Won in Overtime: W, 71-68 vs. Middle Tennessee, 03/08/18
Lost in Overtime: L, 71-72 at Rice, 02/23/17
Played a Ranked Opponent: L, 45-98 at Florida State, 12/21/17
Beat a Ranked Opponent: W, 86-69 vs. #22 UCF, 01/15/11
Beat Ranked Opponent at Home: W, 86-69 vs. #22 UCF, 01/15/11
Beat Ranked Opponent on the Road: W, 63-54 at #15 Arkansas, 11/18/01
Beat Ranked Opponent on a Neutral Court: W, 83-61 vs. #21 Marquette (Green Bay, Wisc.), 01/14/04
Had a Sellout at Reed Green Coliseum: vs. Memphis, 03/01/08



Southern Miss 111, SE Baptist 66

Southern Miss 74, SMU 64

Official Basketball Box Score -- Game Totals -- Final Statistics

Southeastern Baptist vs Southern Miss
11/06/18 7 p.m. at Reed Green Coliseum

Southeastern Baptist 66 • EXH

#	Player	Total		3-Ptr		Rebounds		PF	TP	A	TO	Blk	Stl	Min
		FG-FGA	FG-FGA	FT-FTA	FT-FTA	Off	Def							
21	De'Arius Henryard	f	3-10	2-6	1-3	3	6	9	5	9	3	2	0	30
12	Greg Brown	c	1-1	0-0	1-2	1	3	4	3	3	0	1	0	21
04	Glenn Grover	g	3-11	1-4	0-0	0	0	0	3	7	1	2	0	22
05	Antonio Currie	g	4-15	2-7	1-2	2	2	4	2	11	0	0	2	29
20	Danquarius Jones	g	1-3	0-2	0-0	0	1	1	2	1	0	0	2	11
00	Trajan Fielder	g	2-8	2-7	0-0	0	2	2	0	6	2	3	0	27
01	Chavis Smith	g	0-1	0-0	0-0	0	0	0	0	1	1	0	0	3
02	Matias Pruitt	g	0-1	0-0	1-2	0	0	0	0	1	0	0	0	4
03	Trey Cook	g	3-6	2-3	0-0	0	0	0	4	2	0	0	1	12
13	Montez Green	g	2-4	1-2	0-0	0	1	1	1	5	0	1	0	6
22	Chris Early	g	2-3	0-0	1-2	0	4	4	4	5	0	0	0	16
24	Arderius Phillips	g	3-4	1-1	2-2	0	2	2	0	9	1	1	0	9
35	Alonge McClain	g	0-3	0-3	0-1	0	2	2	0	0	0	0	0	10
Team						4	3	7			1			
Totals			24-70	11-35	7-14	10	26	36	23	66	11	14	0	200
FG % 1st Half: 9-33		27.3%	2nd half: 15-37		40.5%	Game: 24-70		34.3%	Deadball Rebounds					
3FG % 1st Half: 5-16		31.3%	2nd half: 6-19		31.6%	Game: 11-35		31.4%						
FT % 1st Half: 3-6		50.0%	2nd half: 4-8		50.0%	Game: 7-14		50.0%						

Southern Miss 111 • 1-0

#	Player	Total		3-Ptr		Rebounds		PF	TP	A	TO	Blk	Stl	Min
		FG-FGA	FG-FGA	FT-FTA	FT-FTA	Off	Def							
13	Boban JACDONMI	f	2-3	0-0	0-0	4	1	5	3	4	0	1	0	12
01	Cortez EDWARDS	g	4-8	0-3	0-1	4	6	10	0	8	10	2	1	29
11	LaDarius DRAINE	g	5-7	1-3	2-2	2	0	2	4	13	1	0	0	13
20	Kevin HOLLAND	g	2-7	2-6	0-0	0	1	1	0	6	2	2	0	23
55	Tyree GRIFFIN	g	5-11	1-5	1-3	1	4	5	2	12	7	1	1	24
00	Dominic MAGEE	g	4-9	3-7	4-6	1	3	4	2	15	1	0	0	15
02	Shakur DANIEL	g	1-5	0-1	0-1	0	3	3	0	2	2	0	0	14
03	Gabe WATSON	g	1-5	1-5	2-3	2	4	6	0	5	3	3	1	2
14	Tyler STEVENSON	g	5-8	0-0	5-6	4	3	7	0	15	1	0	0	12
21	Anfernee HAMPTON	g	4-7	2-4	4-4	0	2	2	0	14	2	1	0	14
23	Ladarius MARSHALL	g	4-5	0-0	1-6	1	4	5	1	9	1	0	1	11
32	Leonard HARPER-BAKER	g	3-3	0-0	2-2	1	7	8	2	8	1	0	1	15
Team						0	1	1						
Totals			40-78	10-34	21-34	20	39	59	14	111	31	10	5	200
FG % 1st Half: 17-39		43.6%	2nd half: 23-39		59.0%	Game: 40-78		51.3%	Deadball Rebounds					
3FG % 1st Half: 3-17		17.6%	2nd half: 7-17		41.2%	Game: 10-34		29.4%						
FT % 1st Half: 15-22		68.2%	2nd half: 6-12		50.0%	Game: 21-34		61.8%						

Officials: Mick Fieldbinder, Kelly Davis, Davis Maxwell
Technical fouls: Southeastern Baptist-None. Southern Miss-None.
Attendance: 2149

Score by periods	1st	2nd	Total
Southeastern Baptist	26	40	66
Southern Miss	52	59	111

Official Basketball Box Score -- Game Totals -- Final Statistics

Southern Miss. vs SMU
11/11/18 2:00 pm at

Southern Miss. 74 • 2-0

#	Player	Total		3-Ptr		Rebounds		PF	TP	A	TO	Blk	Stl	Min
		FG-FGA	FG-FGA	FT-FTA	FT-FTA	Off	Def							
12	Tim Rowe	f	2-6	0-0	0-0	1	1	2	1	4	2	1	1	17
32	Leonard Harper-Baker	f	2-3	1-1	0-0	2	3	5	1	5	3	0	2	20
01	Cortez Edwards	g	4-10	0-1	2-3	2	7	9	1	10	1	2	1	33
20	Kevin Holland	g	1-3	0-2	0-0	1	0	1	1	2	2	1	1	26
55	Tyree Griffin	g	7-10	4-4	3-4	1	3	4	1	21	7	4	0	35
00	Dominic Magee	g	3-8	2-4	0-0	0	6	6	2	8	2	2	1	22
03	Gabe Watson	g	5-9	4-8	0-0	0	2	2	2	14	1	0	0	29
11	Ladavius Draine	g	3-6	2-4	2-2	0	2	2	3	10	1	1	0	20
Team						3	2	5						
Totals			27-55	13-24	7-9	10	26	36	12	74	19	12	6	202
FG % 1st Half: 13-23		56.5%	2nd half: 14-32		43.8%	Game: 27-55		49.1%	Deadball Rebounds					
3FG % 1st Half: 8-14		57.1%	2nd half: 5-10		50.0%	Game: 13-24		54.2%						
FT % 1st Half: 1-1		100.0	2nd half: 6-8		75.0%	Game: 7-9		77.8%						

SMU 64 • 1-1

#	Player	Total		3-Ptr		Rebounds		PF	TP	A	TO	Blk	Stl	Min
		FG-FGA	FG-FGA	FT-FTA	FT-FTA	Off	Def							
15	Isaiah Mike	f	1-7	0-4	0-0	2	2	4	2	2	5	1	0	27
25	Ethan Charoais	g	8-17	4-7	5-8	3	5	8	2	25	2	1	2	33
00	Jahmal McMurray	g	7-14	4-8	0-0	0	0	0	3	18	2	2	0	35
05	Nat Dixon	g	2-6	2-5	0-0	0	1	1	0	6	0	2	0	26
33	Jimmy Whitt Jr.	g	1-4	0-2	0-0	2	4	6	2	2	3	1	1	35
01	Feron Hunt	g	2-5	0-0	1-1	1	1	2	1	5	1	0	1	18
03	William Douglas	g	1-2	1-1	0-0	0	1	1	1	3	0	2	0	12
13	CJ White	g	1-3	1-3	0-0	2	6	8	2	3	2	1	0	13
Team						1	0	1						
Totals			23-58	12-30	6-9	11	20	31	13	64	15	10	4	199
FG % 1st Half: 13-34		38.2%	2nd half: 10-24		41.7%	Game: 23-58		39.7%	Deadball Rebounds					
3FG % 1st Half: 9-19		47.4%	2nd half: 3-11		27.3%	Game: 12-30		40.0%						
FT % 1st Half: 1-2		50.0%	2nd half: 5-7		71.4%	Game: 6-9		66.7%						

Officials: Technical fouls: Southern Miss.-None. SMU-None.
Attendance: 5508
2018-19 Men's Basketball. Round: 0. SMU vs Southern Miss.. Played at .

Score by periods	1st	2nd	Total
Southern Miss.	35	39	74
SMU	36	28	64

Southern Miss 81, Troy 66

Official Basketball Box Score -- Game Totals -- Final Statistics

Southern Miss vs Troy
11/15/18 6:00 p.m. at Troy, Ala. (Trojan Arena)



Southern Miss 81 • 3-0

		Total	3-Ptr	Rebounds											
#	Player	FG	FGA	FT	FTA	Off	Def	Tot	PF	TP	A	TO	Blk	Stl	Min
12	ROWE, Tim	f	3-4	1-2	0-0	0	3	3	4	7	0	1	2	0	21
32	HARPER-BAKER, Leonar	f	5-7	0-1	0-1	1	7	8	0	10	2	3	1	1	27
01	EDWARDS, Cortez	g	11-16	4-6	0-0	3	3	6	0	26	5	2	1	1	32
20	HOLLAND, Kevin	g	2-5	2-5	0-0	0	5	5	0	6	5	0	0	0	30
55	GRIFFIN, Tyree	g	4-11	2-5	0-0	0	5	5	3	10	9	2	0	2	36
00	MAGEE, Dominic		3-6	1-2	2-4	0	1	1	1	9	0	0	0	1	8
03	WATSON, Gabe		1-4	1-3	0-0	0	0	0	0	3	0	0	0	0	13
11	DRAINE, LaDavi		2-7	2-5	0-0	1	1	2	3	6	1	0	0	0	22
13	JACDONMI, Boban		2-2	0-0	0-0	2	2	4	1	4	0	0	0	0	11
Team						3	0	3							
Totals			33-62	13-29	2-5	10	27	37	12	81	22	8	4	6	200
FG % 1st Half: 17-29		58.6%	2nd half: 16-33		48.5%	Game: 33-62		53.2%	Deadball Rebounds						
3FG % 1st Half: 6-14		42.9%	2nd half: 7-15		46.7%	Game: 13-29		44.8%							
FT % 1st Half: 2-4		50.0%	2nd half: 0-1		0.0%	Game: 2-5		40.0%							



Southern Miss 68, Western Carolina 63

William Carey 78, Southern Miss 72

Official Basketball Box Score -- Game Totals -- Final Statistics**Southern Miss vs WESTERN CAROLINA**
11/21/18 12:30 at Hard Rock Hotel Riviera Maya**Southern Miss 68 • 4-1**

#	Player		Total			3-Ptr		Rebounds			PF	TP	A	TO	Blk	Stl	Min
			FG-FGA	FG-FGA	FT-FTA	Off	Def	Tot									
12	ROWE, Tim	f	0-1	0-0	0-0	0	1	1	4	0	0	4	0	1	13		
55	GRIFFIN, Tyree	f	4-9	1-3	9-11	0	3	3	2	18	5	1	0	2	35		
01	EDWARDS, Cortez	g	6-15	0-2	5-6	0	3	3	0	17	0	0	0	3	32		
11	DRAINE, LaDavius	g	5-9	1-3	2-2	2	6	8	1	13	0	0	0	0	27		
20	HOLLAND, Kevin	g	0-0	0-0	0-0	0	0	0	3	0	0	1	0	2	21		
00	MAGEE, Dominic	g	6-10	2-4	1-1	1	4	5	3	15	1	0	0	0	3	26	
02	DANIEL, Shakur	g	1-1	0-0	0-0	0	0	0	2	2	1	0	0	0	3	3	
03	WATSON, Gabe	g	0-1	0-1	0-0	0	0	0	0	0	0	2	0	0	0	10	
13	JACDONMI, Boban	g	0-1	0-0	0-2	0	4	4	3	0	0	0	0	0	0	11	
21	STEVENSON, Tyler	g	0-2	0-0	1-2	0	1	1	2	1	1	0	0	0	0	13	
14	HAMPTON, Anfernee	g	0-1	0-1	2-4	0	0	0	0	2	0	0	0	0	0	6	
23	MARSHALL, Ladarius	g	0-1	0-0	0-0	0	0	0	0	0	0	0	0	0	0	3	
Team						0	2	2	0								
Totals			22-51	4-14	20-28	3	24	27	20	68	8	8	0	11	200		
FG % 1st Half: 13-25			52.0%	2nd half: 9-26	34.6%	Game: 22-51			43.1%	Deadball							
3FG % 1st Half: 3-6			50.0%	2nd half: 1-8	12.5%	Game: 4-14			28.6%	Rebounds							
FT % 1st Half: 13-19			68.4%	2nd half: 7-9	77.8%	Game: 20-28			71.4%	4							

WESTERN CAROLINA 63 • 1-5

#	Player	Total			3-Ptr			Rebounds			PF	TP	A	TO	Blk	Stl	Min
		FG-FGA	FG-FGA	FT-FTA	FG-FGA	FG-FGA	FT-FTA	Off	Def	Tot							
33	Onno Steger	f	4-9	2-7	0-0	1	3	4	3	10	2	3	0	1			33
44	Adam Sledd	f	3-4	0-0	0-0	0	1	1	1	6	0	2	0	1			16
02	Matt Halvorsen	g	2-10	2-10	2-2	0	6	6	4	8	2	2	0	0			33
15	Josh Cottrell	g	0-0	0-0	0-0	0	0	0	2	0	1	3	0	0			4
21	Marcus Thomas	g	2-8	0-3	4-6	1	0	1	1	8	1	1	0	0			25
00	Maurice Smith	g	0-3	0-0	0-2	0	5	5	2	0	0	1	0	0			12
04	Carlos Dotson	g	4-5	0-0	2-5	3	5	8	4	10	2	3	0	0			19
05	D.J. Myers	g	3-3	0-0	3-4	2	5	7	3	9	1	2	0	1			24
12	Marc Gosselin	g	0-0	0-0	2-3	0	2	2	0	2	0	1	0	0			6
14	Kameron Gibson	g	3-7	3-6	1-1	0	2	2	5	10	0	1	0	0			28
Team						2	1	3									
Totals			21-49	7-26	14-23	9	30	39	25	63	9	20	0	3			200
FG % 1st Half: 14-23		60.9%	2nd half: 7-26		26.9%	Game: 21-49		42.9%		Deadball							
3FG % 1st Half: 4-10		40.0%	2nd half: 3-16		18.8%	Game: 7-26		26.9%		Rebounds							
FT % 1st Half: 5-9		55.6%	2nd half: 9-14		64.3%	Game: 14-23		60.9%		4							

Officials: Mark Maslona, Alfred Smith, Don Olson
 Technical fouls: Southern Miss-None. WESTERN CAROLINA-None.
 Attendance: 2018 Cancun Challenge - Third Place Game - Mayan Division

Score by periods	1st	2nd	Total
Southern Miss	42	26	68
WESTERN CAROLINA	37	26	63

Official Basketball Box Score -- Game Totals -- Final Statistics**William Carey vs Southern Miss**
11/25/18 2 p.m. at Reed Green Coliseum**William Carey 78 • 3-3**

#	Player		Total		3-Ptr		Rebounds			PF	TP	A	TO	Blk	Stl	Min
			FG-FGA	FG-FGA	FT-FTA	Off	Def	Total								
04	Leito Holloway	f	4-14	2-6	1-2	0	4	4	3	11	0	2	0	2	31	
14	Brandon Sheppard	f	4-5	0-0	3-7	1	8	9	4	11	0	3	1	0	28	
03	Adrian Williams	g	3-5	1-2	1-2	1	4	5	3	8	5	0	0	2	25	
10	Dalen Dotson	g	3-7	2-3	0-0	0	5	5	3	8	2	0	0	0	24	
13	Ryan McRaney	g	5-9	2-4	0-0	1	1	2	1	12	2	1	1	1	25	
01	Brandon Cranford		3-8	3-7	2-2	1	2	3	0	11	1	1	1	0	16	
05	Rodney Mallett		2-6	0-2	0-0	0	2	2	0	4	3	0	0	0	12	
12	Marques McGee		1-1	0-0	0-0	0	1	1	3	2	0	0	0	0	15	
20	Javontae McDavid		4-5	3-4	0-0	0	0	0	2	11	1	0	0	1	21	
22	Khalil Jordan		0-0	0-0	0-0	0	0	0	0	0	0	1	0	0	3	
Team						2	2	4								
Totals				29-60	13-28	7-13	6	29	35	19	78	14	8	3	6	200
FG % 1st Half: 15-32			46.9%	2nd half: 14-28	50.0%	Game: 29-60	48.3%	Deadball								
3FG % 1st Half: 5-14			35.7%	2nd half: 8-14	57.1%	Game: 13-28	46.4%	Rebounds								
FT % 1st Half: 3-6			50.0%	2nd half: 4-7	57.1%	Game: 7-13	53.8%	1								

Southern Miss 72 • 4-2

#	Player	Total		3-Ptr		Rebounds			PF	TP	A	TO	Blk	Stl	Min
		FG-FGA	FG-FGA	FT-FTA	Off	Def	Tot								
12	Tim ROWE	f	1-2	0-0	1-2	0	1	1	2	3	0	0	0	0	10
32	Leonard HARPER-BAKER	f	3-3	0-0	3-7	6	7	13	2	9	0	2	1	1	24
01	Cortez EDWARDS	g	3-9	0-2	6-8	1	5	6	2	12	4	1	1	2	33
20	Kevin HOLLAND	g	3-8	2-6	0-0	0	0	0	3	8	2	0	0	0	32
55	Tyree GRIFFIN	g	7-16	2-7	0-0	1	5	6	2	16	6	3	0	3	37
00	Dominic MAGEE	g	2-6	2-3	2-2	2	1	3	0	8	1	1	0	1	12
03	Gabe WATSON	g	1-6	1-3	0-0	2	3	5	0	3	2	0	0	0	10
11	LaDavius DRAINE	g	2-8	1-5	3-4	2	5	7	5	8	0	0	0	0	25
14	Tyler STEVENSON	g	1-4	0-0	2-3	0	2	2	0	4	0	1	0	0	7
21	Anfernee HAMPTON	g	0-0	0-0	0-0	0	0	0	1	0	0	0	1	0	3
23	Ladarius MARSHALL	g	0-0	0-0	1-2	0	1	1	0	1	0	0	0	0	6
Team						1	0	1							
Totals			23-62	8-26	18-28	15	30	45	17	72	15	8	3	7	199
FG % 1st Half: 11-29		37.9%	2nd half: 12-33	36.4%	Game: 23-62	37.1%	Deadball								
3FG % 1st Half: 7-15		46.7%	2nd half: 1-11	9.1%	Game: 8-26	30.8%	Rebounds								
FT % 1st Half: 12-19		63.2%	2nd half: 6-9	66.7%	Game: 18-28	64.3%	5								

Officials: Raymie Styons, Trey Styons, Mick Fieldbinder
 Technical fouls: William Carey-None. Southern Miss-None.
 Attendance: 1982

Score by periods	1st	2nd	Total
William Carey	38	40	78
Southern Miss	41	31	72

Points	In	Off	2nd	Fast	Bench
WC	16	13	8	4	28
USM	28	6	9	2	24

Last FG - WC 2nd-01:34, USM 2nd-01:19.
 Largest lead - WC by 9 1st-14:58, USM by 10 2nd-16:25.
 WC led for 20:18. USM led for 17:30. Game was tied for 02:12.

Score tied - 5 times.
 Lead changed - 10 times.

Southern Miss 71, South Alabama 67

Official Basketball Box Score -- Game Totals -- Final Statistics**South Alabama vs Southern Miss**
11/28/18 7 p.m. at Reed Green Coliseum**South Alabama 67 • 3-4**

#	Player	Total			3-Ptr			Rebounds			PF	TP	A	TO	Blk	Stl	Min
		FG-FGA	FG-FGA	FT-FTA	Off	Def	Tot										
03	Morris, Kevin	f	0-1	0-0	1-2	0	1	1	0	1	0	1	0	0	0	4	
02	Mitchell, Trhae	f	1-6	1-4	0-0	3	4	7	4	3	3	2	4	1	26		
01	McGee, Herb	g	2-4	1-2	0-0	0	3	3	4	5	4	2	0	0	35		
14	Sikes, Rodrick	g	4-9	3-7	3-3	0	4	4	5	14	1	1	0	0	35		
30	Dial, Abdul	g	0-1	0-1	0-0	0	0	0	0	0	0	0	0	0	11		
00	Holden, Kory		10-19	8-10	0-0	0	2	2	5	28	3	8	0	0	28		
12	Kelly, R.J.		0-0	0-0	0-0	0	2	2	3	0	0	0	1	0	24		
25	Andrews, Jordan		2-4	1-3	0-0	0	4	4	1	5	2	0	1	0	21		
33	Ajayi, Josh		3-5	0-0	5-6	1	4	5	2	11	2	2	0	0	16		
50	Pettway, John		0-1	0-1	0-0	0	0	0	0	0	0	0	0	0	1		
	Team		22-50	14-28	9-11	2	1	3	24		1				201		
	Totals					6	25	31	24	67	15	17	6	1			
	FG % 1st Half:	12-22	54.5%	2nd half:	10-28	35.7%	Game:	22-50	44.0%							Deadball	
	3FG % 1st Half:	7-11	63.6%	2nd half:	7-17	41.2%	Game:	14-28	50.0%							Rebounds	
	FT % 1st Half:	5-6	83.3%	2nd half:	4-5	80.0%	Game:	9-11	81.8%							0	



Southern Miss 81, Millsaps 47

Wichita State 63, Southern Miss 60

Official Basketball Box Score -- Game Totals -- Final Statistics
Millsaps vs Southern Miss
12/11/18 4 p.m. at Reed Green Coliseum

Millsaps 47 • 8-1

#	Player	Total		3-Ptr		Rebounds		PF	TP	A	TO	Blk	Stl	Min
		FG	FGA	FG	FGA	Off	Def							
31	GILLIHAN, Newlon	4-6	2-2	2-2	3	3	6	2	12	1	1	0	1	22
44	VAN PELT, Justin	5-8	0-0	1-2	1	2	3	4	11	0	0	0	1	13
02	SULLIVAN, Michael	0-5	0-4	0-0	0	0	0	1	0	3	2	0	1	16
10	MILLER, Joshua	0-5	0-1	1-2	0	0	0	1	1	1	2	0	1	24
22	TURNER, James	1-2	0-1	0-0	0	2	2	1	2	0	0	0	0	16
00	SPIKES, Kalvin	1-2	0-0	0-0	0	1	1	0	2	1	0	0	0	5
01	MCCLAURIN, Ryan	0-4	0-2	1-2	1	2	3	0	1	0	3	0	0	17
04	COLEMAN, Daniel	0-1	0-0	0-0	0	1	1	0	0	0	2	0	0	6
04	BECKER, Saxton	2-5	1-3	0-0	0	0	0	1	5	0	2	0	0	12
05	MANNING, Johnathan	0-2	0-2	0-0	1	0	1	0	0	0	0	0	0	4
11	SAVAGE, Chas	0-1	0-0	0-0	1	0	1	0	0	0	0	0	0	1
12	ZEITLER, Blaise	0-0	0-0	0-0	0	0	0	0	0	0	0	0	0	1
13	CARVELLI, Cameron	0-0	0-0	0-0	1	3	4	1	0	3	2	0	0	11
15	BLANZ, Buck	0-1	0-0	1-3	0	1	1	0	1	0	0	0	0	11
20	BURNETT, Drew	0-1	0-1	0-0	1	1	2	1	0	1	0	1	0	11
33	TULLOS, Zachary	0-2	0-0	0-0	1	3	4	0	0	0	2	0	0	11
40	OWENS, Matt	3-9	0-0	2-4	3	3	6	0	8	1	0	2	0	13
42	DEVALL, Andrew	2-3	0-0	0-0	0	3	3	1	4	0	2	1	0	6
Team						1	2							
Totals		18-58	3-16	8-15	14	27	41	13	47	11	18	4	4	200

FG % 1st Half: 8-25 32.0% 2nd half: 10-33 30.3% Game: 18-58 31.0%
3FG % 1st Half: 2-8 25.0% 2nd half: 1-8 12.5% Game: 3-16 18.8%
FT % 1st Half: 5-9 55.6% 2nd half: 3-6 50.0% Game: 8-15 53.3%

Southern Miss 81 • 7-2

#	Player	Total		3-Ptr		Rebounds		PF	TP	A	TO	Blk	Stl	Min
		FG	FGA	FG	FGA	Off	Def							
32	HARPER-BAKER, Leonard	1-3	0-0	1-4	3	9	12	2	3	0	3	5	0	19
00	MAGEE, Dominic	8-11	1-3	1-1	0	5	5	1	18	0	1	1	2	22
01	EDWARDS, Cortez	5-10	0-1	5-6	4	2	6	1	15	1	2	1	3	24
20	HOLLAND, Kevin	0-2	0-1	2-2	0	2	2	2	2	2	1	0	1	16
55	GRIFFIN, Tyree	4-8	2-4	0-0	0	1	1	2	10	9	0	0	0	25
02	DANIEL, Shakur	0-2	0-0	0-0	1	0	1	0	0	2	0	0	2	11
03	WATSON, Gabe	2-7	2-4	0-0	1	3	4	2	6	5	0	0	0	21
04	CLARK, Christian	0-1	0-0	0-0	0	0	0	0	0	0	0	0	0	3
11	DRAINE, LaDavius	4-7	1-2	0-0	1	0	1	0	9	0	1	0	1	17
13	JACDONMI, Boban	2-3	0-0	1-2	0	1	1	1	5	0	0	0	0	8
14	STEVENSON, Tyler	0-3	0-0	0-2	1	1	2	0	1	1	1	0	1	9
21	HAMPTON, Annernee	1-3	0-0	1-2	2	0	2	0	3	0	0	0	0	9
23	MARSHALL, Ladarius	5-7	0-0	0-0	1	4	5	1	10	0	0	0	0	16
Team					0	2	2							
Totals		32-67	6-15	11-19	14	30	44	14	81	20	9	7	10	200

FG % 1st Half: 18-33 54.5% 2nd half: 14-34 41.2% Game: 32-67 47.8%
3FG % 1st Half: 4-10 40.0% 2nd half: 2-5 40.0% Game: 6-15 40.0%
FT % 1st Half: 4-7 57.1% 2nd half: 7-12 58.3% Game: 11-19 57.9%

Officials: Roger Ayers, Nick Meyer, Chase Vaden
Technical fouls: Millsaps-None, Southern Miss-None.
Attendance: 2013

Score by periods	1st	2nd	Total
Millsaps	23	24	47
Southern Miss	44	37	81

Official Basketball Box Score -- Game Totals -- Final Statistics
Southern Miss vs Wichita St.
12/15/18 4:30 pm CT at Wichita, Kan./ Charles Koch Arena

Southern Miss 60 • 7-3

#	Player	Total		3-Ptr		Rebounds		PF	TP	A	TO	Blk	Stl	Min
		FG	FGA	FG	FGA	Off	Def							
32	HARPER-BAKER, Leonar	2-6	0-1	1-7	1	1	2	2	5	0	3	2	3	34
55	GRIFFIN, Tyree	2-11	2-7	6-8	0	5	5	2	12	8	1	0	1	37
00	MAGEE, Dominic	4-10	2-5	0-0	0	4	4	3	10	0	3	0	0	27
01	EDWARDS, Cortez	6-13	0-0	3-4	1	6	7	3	15	0	1	1	2	36
20	HOLLAND, Kevin	0-1	0-0	0-0	0	1	1	1	0	0	0	0	1	14
03	WATSON, Gabe	0-2	0-1	3-5	0	3	3	1	3	2	1	0	0	17
11	DRAINE, LaDavius	3-6	3-5	0-0	0	3	3	1	9	0	0	0	0	21
12	ROWE, Tim	2-3	1-1	1-2	1	1	2	5	6	0	1	0	0	14
Team						1	3	4						
Totals		19-52	8-20	14-26	4	27	31	18	60	10	10	3	7	200

FG % 1st Half: 9-29 31.0% 2nd half: 10-23 43.5% Game: 19-52 36.5%
3FG % 1st Half: 3-11 27.3% 2nd half: 5-9 55.6% Game: 8-20 40.0%
FT % 1st Half: 4-8 50.0% 2nd half: 10-18 55.6% Game: 14-26 53.8%

Wichita St. 63 • 6-4

#	Player	Total		3-Ptr		Rebounds		PF	TP	A	TO	Blk	Stl	Min
		FG	FGA	FG	FGA	Off	Def							
01	McDUFFIE, Markis	5-16	2-6	5-7	2	6	8	1	17	1	0	0	1	34
21	ECHENIQUE, Jaime	8-12	0-0	1-2	3	8	11	4	17	0	3	2	0	22
03	TORRES, Ricky	2-3	0-0	0-0	0	3	3	0	4	6	6	0	2	26
04	HAYNES-JONES, Samaj	4-14	2-6	1-3	0	0	0	3	11	3	1	0	0	38
10	STEVENSON, Erik	1-9	1-6	2-2	1	7	8	2	5	0	3	0	1	33
00	DENNIS, Dexter	0-0	0-0	1-4	1	1	2	2	1	0	0	0	0	6
02	BURTON, Jamarius	0-0	0-0	0-0	2	4	6	2	0	2	1	0	1	17
05	BROWN, Rod	2-2	0-0	0-0	2	0	2	0	4	0	0	0	0	6
12	UDEZE, Morris	1-4	0-0	2-5	2	2	4	2	4	2	1	2	0	17
33	MIDTGAARD, Asbjorn	0-0	0-0	0-0	0	0	0	0	0	0	0	0	0	1
Team					2	2	4							
Totals		23-60	5-18	12-23	15	33	48	16	63	14	15	4	5	200

FG % 1st Half: 14-32 43.8% 2nd half: 9-28 32.1% Game: 23-60 38.3%
3FG % 1st Half: 3-6 50.0% 2nd half: 2-12 16.7% Game: 5-18 27.8%
FT % 1st Half: 2-7 28.6% 2nd half: 10-16 62.5% Game: 12-23 52.2%

Officials: Robert Felder, Jose Carrion, Anthony Jordan
Technical fouls: Southern Miss-None, Wichita St-None.
Attendance: 9356

Score by periods	1st	2nd	Total
Southern Miss	25	35	60
Wichita St.	33	30	63

Kansas State 55, Southern Miss 51

Official Basketball Box Score -- Game Totals -- Final Statistics
Southern Miss vs Kansas State
12/19/18 7:07 p.m. CT at Manhattan, Kan. - Bramlage Coliseum

Southern Miss 51 • 7-4

#	Player	Total		3-Ptr		Rebounds		PF	TP	A	TO	Blk	Stl	Min
		FG	FGA	FG	FGA	Off	Def							
32	HARPER-BAKER, Leonar	1-8	0-1	0-2	3	4	7	3	2	3	2	1	2	28
00	MAGEE, Dominic	2-7	1-6	2-2	1	7	8	3	7	2	1	0	1	20
01	EDWARDS, Cortez	7-13	2-6	2-2	0	4	4	1	18	0	2	1	3	39
20	HOLLAND, Kevin	0-1	0-1	0-0	0	1	1	1	0	0	1	0	3	14
55	GRIFFIN, Tyree	5-19	1-7	0-0	2	2	4	1	11	6	0	0	1	40
03	WATSON, Gabe	1-5	0-4	0-0	2	2	4	3	2	1	1	0	0	19
11	DRAINE, LaDavius	2-6	2-6	0-0	1	1	2	3	6	1	0	0	1	19
12	ROWE, Tim	2-4	1-2	0-0	1	2	3	2	5	2	1	0	0	21
Team					0	1	1							
Totals		20-63	7-33	4-6	10	24	34	17	51	15	8	2	11	200

FG % 1st Half: 12-28 42.9% 2nd half: 8-35 22.9% Game: 20-63 31.7%
3FG % 1st Half: 5-15 33.3% 2nd half: 2-18 11.1% Game: 7-33 21.2%
FT % 1st Half: 2-4 50.0% 2nd half: 2-2 100.0% Game: 4-6 66.7%

Kansas State 55 • 8-2

Kansas State SS • 8-2																
#	Player		Total		3-Ptr		Rebounds			PF	TP	A	TO	Blk	Stl	Min
			FG-FGA	FG-O	FT-FTA	Off	Def	Tot								
14	MAWIEN, Makol	f	2-3	0-0	0-0	2	5	7	2	4	0	3	0	0	26	
20	SNEED, Xavier		2-5	0-3	4-5	2	12	14	1	8	2	1	1	0	34	
02	DIARRA, Cartier	g	1-3	0-1	2-6	0	3	3	2	4	3	5	0	1	28	
03	STOKES, Kamau		6-8	4-6	2-4	0	2	2	1	18	0	4	0	1	37	
05	BROWN, Barry	g	6-16	0-3	3-5	0	7	7	2	15	2	2	0	2	38	
00	McGUIRL, Mike		1-4	0-3	0-0	0	3	3	1	2	3	1	0	0	15	
01	NEAL-WILLIAMS, Shau		1-2	0-0	0-0	0	0	0	0	2	1	0	0	1	8	
23	TRICE, Austin		0-1	0-0	0-0	2	0	2	1	0	0	0	0	0	5	
34	STOCKARD III, Levi		1-2	0-0	0-0	0	0	0	1	2	0	0	0	0	9	
	Team					0	1	1				1				
	Totals		20-44	4-16	11-20	6	33	39	11	55	11	17	1	5	200	

2018-19 Southern Miss Basketball
Southern Miss Combined Team Statistics (as of Dec 19, 2018)
All games

RECORD:	OVERALL	HOME	AWAY	NEUTRAL
ALL GAMES	7-4	4-1	2-2	1-1
CONFERENCE	0-0	0-0	0-0	0-0
NON-CONFERENCE	7-4	4-1	2-2	1-1

#	Player	gp-gs	min	avg	Total		3-Point		F-Throw		Rebounds				pf	dq	a	to	blk	stl	pts	avg
					fg-fga	fg%	3fg-fga	3fg%	ft-fa	ft%	off	def	tot	avg								
01	Cortez EDWARDS	11-11	352	32.0	63-136	.463	9-28	.321	25-36	.694	18	46	64	5.8	12	0	31	16	10	25	160	14.5
55	Tyree GRIFFIN	11-11	364	33.1	52-128	.406	20-60	.333	23-33	.697	8	37	45	4.1	18	0	74	21	1	23	147	13.4
00	Dominic MAGEE	11-3	202	18.4	40-82	.488	18-43	.419	12-17	.706	5	40	45	4.1	21	0	15	12	4	11	110	10.0
11	LaDavius DRAINE	11-3	206	18.7	33-70	.471	15-37	.405	11-12	.917	12	25	37	3.4	22	1	5	3	0	3	92	8.4
32	Leonard HARPER-BAK	9-8	216	24.0	26-44	.591	1-4	.250	16-35	.457	20	48	68	7.6	17	0	13	14	17	10	69	7.7
14	Tyler STEVENSON	6-0	58	9.7	13-25	.520	0-0	.000	9-17	.529	8	12	20	3.3	4	0	3	3	0	1	35	5.8
12	ROWE,Tim	9-7	151	16.8	18-31	.581	3-5	.600	6-10	.600	6	21	27	3.0	23	1	7	15	6	1	45	5.0
23	Ladarius MARSHALL	6-0	52	8.7	14-19	.737	0-0	.000	2-8	.250	4	13	17	2.8	3	0	2	1	2	0	30	5.0
21	Anfernee HAMPTON	6-0	50	8.3	9-17	.529	2-6	.333	7-10	.700	3	4	7	1.2	3	0	4	3	2	1	27	4.5
03	Gabe WATSON	11-0	185	16.8	16-58	.276	12-43	.279	5-8	.625	7	24	31	2.8	14	0	18	11	2	2	49	4.5
20	Kevin HOLLAND	11-11	252	22.9	12-39	.308	8-29	.276	3-3	1.000	1	17	18	1.6	14	0	17	7	1	15	35	3.2
13	Boban JACDONMI	7-1	54	7.7	8-14	.571	0-0	.000	2-6	.333	7	9	16	2.3	9	0	0	2	0	1	18	2.6
02	Shakur DANIEL	6-0	49	8.2	3-11	.273	0-1	.000	0-3	.000	2	5	7	1.2	4	0	7	0	0	2	6	1.0
04	CLARK,Christian	3-0	9	3.0	0-1	.000	0-0	.000	0-0	.000	0	1	1	0.3	0	0	1	0	0	1	0	0.0
Team											11	13	24				1					
Total.....		11	2200		307-675	.455	88-256	.344	121-198	.611	112	315	427	38.8	164	2	197	109	45	96	823	74.8
Opponents.....		11	2201		248-635	.391	90-287	.314	93-156	.596	108	300	408	37.1	180	-	132	165	35	57	679	61.7

TEAM STATISTICS	USM	OPP	Date	Opponent	Score	Att.
SCORING	823	679	11/06/18	SOUTHEASTERN BAPTIST	w 111-66	2149
Points per game	74.8	61.7	11/11/18	at SMU	w 74-64	5508
Scoring margin	+13.1	-	11/15/18	at Troy	w 81-66	3007
FIELD GOALS-ATT	307-675	248-635	11/20/18	vs NORTH FLORIDA	L 48-64	0
Field goal pct	.455	.391	11/21/18	vs Western Carolina	w 68-63	0
3 POINT FG-ATT	88-256	90-287	11/25/18	WILLIAM CAREY	L 72-78	1982
3-point FG pct	.344	.314	11/28/18	SOUTH ALABAMA	w 71-67	2119
3-pt FG made per game	8.0	8.2	12/02/18	RUST	w 106-46	1943
FREE THROWS-ATT	121-198	93-156	12/11/18	MILLSAPS	w 81-47	2013
Free throw pct	.611	.596	12/15/18	at Wichita St.	L 60-63	9356
F-Throws made per game	11.0	8.5	12/19/18	at Kansas State	L 51-55	8815
REBOUNDS	427	408	* - Conference game			
Rebounds per game	38.8	37.1				
Rebounding margin	+1.7	-				
ASSISTS	197	132				
Assists per game	17.9	12.0				
TURNOVERS	109	165				
Turnovers per game	9.9	15.0				
Turnover margin	+5.1	-				
Assist/turnover ratio	1.8	0.8				
STEALS	96	57				
Steals per game	8.7	5.2				
BLOCKS	45	35				
Blocks per game	4.1	3.2				
ATTENDANCE	10206	26686				
Home games-Avg/Game	5-2041	4-6672				
Neutral site-Avg/Game	-	2-0				

Score by Periods	1st	2nd	Totals
Southern Miss	432	391	823
Opponents	336	343	679

2018-19 Southern Miss Basketball
Southern Miss Team Game-by-Game Comparison (as of Dec 19, 2018)
All games

Opponent	1st	2nd	Score	Mar	Total FG	FG Pct	3-Pointers	3FG Pct	Free Throws	FT Pct	Rebounds	Assist	T/Over	Block	Steal	Fouls
SOUTHEASTERN BAPTIST	52/26	59/40	111-66	+45	40-78/24-70	.513/.343	10-34/11-35	.294/.314	21-34/7-14	.618/.500	59/36 +23	31/11	10/14	5/0	8/7	14/23
SMU	35/36	39/28	74-64	+10	27-55/23-58	.491/.397	13-24/12-30	.542/.400	7-9/6-9	.778/.667	36/31 +5	19/15	12/10	6/4	5/6	12/13
Troy	42/26	39/40	81-66	+15	33-62/25-65	.532/.385	13-29/10-30	.448/.333	2-5/6-11	.400/.545	37/37 -	22/14	8/9	4/3	6/4	12/7
NORTH FLORIDA	23/44	25/20	48-64	(16)	21-64/25-62	.328/.403	2-19/6-33	.105/.182	4-10/8-10	.400/.800	35/51 (16)	15/11	16/18	1/8	12/8	15/15
Western Carolina	42/37	26/26	68-63	+5	22-51/21-49	.431/.429	4-14/7-26	.286/.269	20-28/14-23	.714/.609	27/39 (12)	8/9	8/20	0/0	11/3	20/25
WILLIAM CAREY	41/38	31/40	72-78	(6)	23-62/29-60	.371/.483	8-26/13-28	.308/.464	18-28/7-13	.643/.538	45/35 +10	15/14	8/8	3/3	7/6	17/19
SOUTH ALABAMA	43/36	28/31	71-67	+4	26-54/22-50	.481/.440	5-17/14-28	.294/.500	14-23/9-11	.609/.818	31/31 -	11/15	5/17	7/6	8/1	13/24
RUST	54/18	52/28	106-46	+60	44-67/18-59	.657/.305	12-25/5-27	.480/.185	6-10/5-7	.600/.714	48/20 +28	31/7	15/19	7/2	11/8	12/14
MILLSAPS	44/23	37/24	81-47	+34	32-67/18-58	.478/.310	6-15/3-16	.400/.188	11-19/8-15	.579/.533	44/41 +3	20/11	9/18	7/4	10/4	14/13
Wichita St.	25/33	35/30	60-63	(3)	19-52/23-60	.365/.383	8-20/5-18	.400/.278	14-26/12-23	.538/.522	31/48 (17)	10/14	10/15	3/4	7/5	18/16
Kansas State	31/19	20/36	51-55	(4)	20-63/20-44	.317/.455	7-33/4-16	.212/.250	4-6/11-20	.667/.550	34/39 (5)	15/11	8/17	2/1	11/5	17/11

Note: Game totals are displayed in the format TEAM/OPPONENT for each category

2018-19 Southern Miss Basketball
Southern Miss Game-by-Game Highs (as of Dec 19, 2018)
All games

Opponent	Date	Score	Points	Rebounds	Assists	Steals	Blocked shots
SOUTHEASTERN BAPTIST	11/06/18	111-66	15-Dominic MAGEE Tyler STEVENSON	10-Cortez EDWARDS	10-Cortez EDWARDS	2-Gabe WATSON Tyree GRIFFIN	1-Ladarius MARSHA Leonard HARPER-B Gabe WATSON Cortez EDWARDS Tyree GRIFFIN
at SMU	11/11/18	74-64	21-GRIFFIN,Tyree	9-EDWARDS,Cortez	7-GRIFFIN,Tyree	2-HOLLAND,Kevin	2-HARPER-BAKER,L
at Troy	11/15/18	81-66	26-EDWARDS,Cortez	8-HARPER-BAKER,L	9-GRIFFIN,Tyree	2-GRIFFIN,Tyree	2-ROWE,Tim
vs NORTH FLORIDA	11/20/18	48-64	12-ROWE,Tim	6-ROWE,Tim	8-GRIFFIN,Tyree	6-GRIFFIN,Tyree	1-MAGEE,Dominic
vs Western Carolina	11/21/18	68-63	18-GRIFFIN,Tyree	8-DRAINE,LaDavius	5-GRIFFIN,Tyree	3-EDWARDS,Cortez MAGEE,Dominic	None
WILLIAM CAREY	11/25/18	72-78	16-GRIFFIN,Tyree	13-HARPER-BAKER,	6-GRIFFIN,Tyree	3-GRIFFIN,Tyree	1-HARPER-BAKER,L HAMPTON,Anferne EDWARDS,Cortez
SOUTH ALABAMA	11/28/18	71-67	19-EDWARDS,Cortez	9-HARPER-BAKER,L	3-GRIFFIN,Tyree	3-EDWARDS,Cortez	3-HARPER-BAKER,L
RUST	12/02/18	106-46	14-MAGEE,Dominic	8-ROWE,Tim	6-MAGEE,Dominic GRIFFIN,Tyree	3-GRIFFIN,Tyree	1-EDWARDS,Cortez MARSHALL,Ladariu HARPER-BAKER,L HAMPTON,Anferne ROWE,Tim WATSON,Gabe MAGEE,Dominic
MILLSAPS	12/11/18	81-47	18-MAGEE,Dominic	12-HARPER-BAKER,	9-GRIFFIN,Tyree	3-EDWARDS,Cortez	5-HARPER-BAKER,L
at Wichita St.	12/15/18	60-63	15-EDWARDS,Cortez	7-EDWARDS,Cortez	8-GRIFFIN,Tyree	3-HARPER-BAKER,L	2-HARPER-BAKER,L
at Kansas State	12/19/18	51-55	18-EDWARDS,Cortez	8-MAGEE,Dominic	6-GRIFFIN,Tyree	3-HOLLAND,Kevin EDWARDS,Cortez	1-HARPER-BAKER,L EDWARDS,Cortez