

(11) OKLAHOMA vs. (3) UCONN

NCAA Tournament Sweet 16 | March 29 | 4:30 PM CT
Lloyd Noble Center (10,890) | Norman, Okla.
TV: ESPN | Radio: 107.7 FM The Franchise

OKLAHOMA

3 FINAL FOURS • 13 CONFERENCE CHAMPIONSHIPS • 15 WNBA DRAFT PICKS • 25 NCAA TOURNAMENTS • 61 ALL-AMERICA SELECTIONS

2024-25 SCHEDULE/RESULTS

Table with 2 columns: Record Type and Record. Includes Overall Record (27-7), Non-Conference (14-1), SEC (13-6/11-5), Home (15-2), Away (8-3), Neutral (4-2), vs. AP Top 25 (5-6), vs. Quad 1 (8-7).

Main schedule table with columns: Game, Location, Opponent, Result, Score. Lists games from N4 to M29.

All times are CT and subject to change

- * SEC game
1 Ball Dawgs Classic (Henderson, Nev.)
2 SEC/ACC Challenge
3 Jumpman Invitational (Charlotte, N.C.)
4 Played in Greenville, S.C.
5 Played in Norman, Okla.

(AP Poll)

TELEVISION INFO

Play-By-Play... Ryan Ruocco
Analyst... Rebecca Lobo
Reporter... Holly Rowe
Channel... ESPN

RADIO INFO

Play-by-Play... Brian Brinkley
Analyst... Tyler Neal
Radio... 107.7 FM The Franchise (OKC)

(11) #3 OKLAHOMA SOONERS (27-7, 11-5 SEC)

Head Coach: Jennie Baranczyk
Record at OU: 101-33 (4th year)
Career record: 293-129 (13th year)



(3) #3 UCONN HUSKIES (33-3, 18-0 BIG EAST)

Head Coach: Geno Auriemma
Record at UConn: 1,246-165 (40th year)
Career record: Same

THE FAST BREAK

No. 11 Oklahoma (27-7) heads to the Sweet 16 for the first time since 2013, where it will face No. 3 UConn (33-3) on Saturday afternoon in Spokane, Wash. The No. 3 seed Sooners surged through the opening rounds, beating FGCU by 23 and Iowa by 34 to earn the program's 11th Sweet 16 appearance.

Oklahoma is dancing for the fourth straight season under head coach Jennie Baranczyk. In their first year in the SEC, the Sooners are 27-7 and reached the SEC Tournament semifinals to earn an at-large bid to the dance. Winners of 11 of their last 12, OU hosted tournament games for the eighth time in program history and second under Baranczyk (2022). The No. 3 seed is OU's highest since its Final Four run in 2010.

OU has navigated the nation's 19th-toughest schedule and ranks fifth nationally in Quad 1 wins with eight. The Sooners are 16-7 against top-100 teams, the 12th-most top-100 wins in the country, and went unbeaten in Quad 2-4 games (19-0) - one of just 11 teams with a perfect record in those matchups.

Oklahoma junior center Raegan Beers earned AP and USBWA All-America honorable mentions after becoming the first player nationally since at least 1999-00 to average 17.5 PPG and 8.5 RPG, shoot 65.0% or better, and play under 23.0 MPG. OU has produced an All-America honoree in each of Jennie Baranczyk's four seasons.

NOTE OF THE NIGHT

The Sooners entered the tournament as one of the nation's top rebounding teams and have backed it up with two dominant performances. OU grabbed an NCAA Tournament record 72 rebounds vs. FGCU, then pulled down 64 against Iowa two days later. Oklahoma's 136 total boards are the most in a two-game span in NCAA Tournament history and a program record.

Oklahoma's 68.0 rebounds per game in the tournament are 17.0 more than any other team, as the Sooners' +34.0 rebounding margin leads the field by 13.0 (South Carolina is second at +21.0) entering the second weekend.

OKLAHOMA PROBABLE STARTERS (BASED ON LAST GAME)

Table with 9 columns: #, NAME, POS, YR, HT, HOMETOWN (LAST SCHOOL), PTS, REB, AST. Lists starters like Reyna Scott, Sahara Williams, Payton Verhulst, Skylar Vann, Raegan Beers.

OKLAHOMA BENCH

Table with 9 columns: #, NAME, POS, YR, HT, HOMETOWN (LAST SCHOOL), PTS, REB, AST. Lists bench players like Beatrice Culliton, Nevaeh Tot, Zya Vann, Caya Smith, Kiersten Johnson, Lexy Keys, Aubrey Joens, Landry Allen, Liz Scott.

TABLE OF CONTENTS

Page 2... NCAA Tournament Preview and Stat Comparisons
Page 3... Series History and Notes
Page 4... SEC Standings, Awards and Notes
Page 5... OU Under Baranczyk and Notes
Page 6... Milestones, Quick Facts and Notes
Page 7... Polls and Notes (Beers)
Page 8... Where OU Ranks and Notes (Verhulst, Vann)
Page 9... OU vs. Spokane 4, Hights Under Baranczyk and Notes (Williams, R. Scott)
Page 10... Results/Game Leaders and Points-Rebounds-Assists
Page 11... Team Game-By-Game
Page 12... Scoring/Specialty Stats and Start Chart
Page 13... 10+ Performances, Game Margins, OU's Record When...
Pages 14-15... Top Team and Individual Performances
Pages 16-18... Last Times...
Page 19... Head Coach Jennie Baranczyk
Page 20-31... Deep Dive Player Pages (Numerical)
Page 32... Oklahoma Overall Stats
Page 34... Oklahoma Conference Only Stats
Page 35... Oklahoma vs. the SEC
Page 36-38... Oklahoma NCAA Tournament Records
Page 39... Roster and Staff
Page 40... Broadcast Cheat Sheet

OU IN THE NCAA TOURNAMENT

YEAR	SEED	RECORD
1986	4	1-1
1995	7	1-1
2000	5	2-1
2001	2	2-1
2002	1	5-1
2003	10	0-1
2004	3	1-1
2005	8	0-1
2006	2	2-1
2007	2	2-1
2008	4	1-1
2009	1	4-1
2010	3	4-1
2011	6	2-1
2012	6	1-1
2013	6	2-1
2014	10	0-1
2015	5	1-1
2016	6	1-1
2017	6	1-1
2018	12	0-1
2022	4	1-1
2023	5	1-1
2024	5	1-1
2025	3	2-0

25 Appearances **38-24**

First Round	20-4
Second Round	11-10
Sweet 16	3-7
Elite Eight	3-0
National Semifinal	1-2
National Championship	0-1
vs. Higher Seeds	4-16
vs. Lower Seeds	33-8
vs. Equal Seeds	1-1

NCAA CHAMPIONSHIP
OU TEAM RECORDS

- Pts:** 111 vs. Quinnipiac (2015)
- FGM:** 40 vs. Quinnipiac (2015)
- FG%:** .565 (32-52) vs. Kentucky (2010)
- 3PM:** 13 vs. Quinnipiac (2015)
- 3P%:** .563 (9-16) vs. Notre Dame (2008)
- Reb:** 72 vs. FGCU (2025)
- Ast:** 27 vs. Quinnipiac (2015)
- Stl:** 21 vs. Loyola Md. (1995)
- Blk:** 13 vs. Purdue (2016)

NCAA CHAMPIONSHIP
OU PLAYER RECORDS

- Pts:** 36, Aaryn Ellenberg vs. DePaul (2014)
- FGM:** 14, Courtney Paris vs. Ole Miss (2007)
- FG%:** .846 (11-13), C. Paris vs. Pepp. (2006)
- 3PM:** 7, Aaryn Ellenberg vs. DePaul (2014)
- Reb:** 20, Courtney Paris vs. Ole Miss (2007)
- Ast:** 12, Stacey Dales vs. BYU (2000)
- Stl:** 5 (3x), MR: N. Stevenson vs. UK (2010)
- Blk:** 9, V. Pierre-Louis vs. Gonzaga (2017)

NCAA CHAMPIONSHIP: SPOKANE 4 REGIONAL | SPOKANE, WASH. | MARCH 29/31

(11/11) #3 OKLAHOMA SOONERS
(27-7, 11-5 SEC)
11 Sweet 16s (MR: 2025)
3 Elite Eights (MR: 2010)
3 Final Fours (MR: 2010)



#3 OU	VS	#5 WV
#2 WV	VS	#1 SC

TIME TO DANCE!

► One of the most consistently dominant women's basketball programs since the turn of the century, the Oklahoma Sooners are set to appear in their 25th all-time NCAA Tournament and 23rd since 2000.

► Winners of 11 of its last 12, Oklahoma is the No. 3 seed in the Spokane 4 Region and is back in the Sweet 16 for the first time since 2013. The No. 3 seed is OU's highest since its Final Four run in 2010. Historically, the Sooners are 22-7 when seeded third or higher and 7-2 as a No. 3 seed.

► The Sooners defeated FGCU (81-58) in the first round and Iowa (96-62) in the second round to get to Spokane.

► The Sooners hold a 38-24 all-time record in NCAA Tournament play, winning at least one game in 21 of their 25 appearances. Oklahoma has reached **11 Sweet 16s**, three Elite Eights and three Final Fours (2002, 2009, 2010), finishing as the national runner-up in 2002.

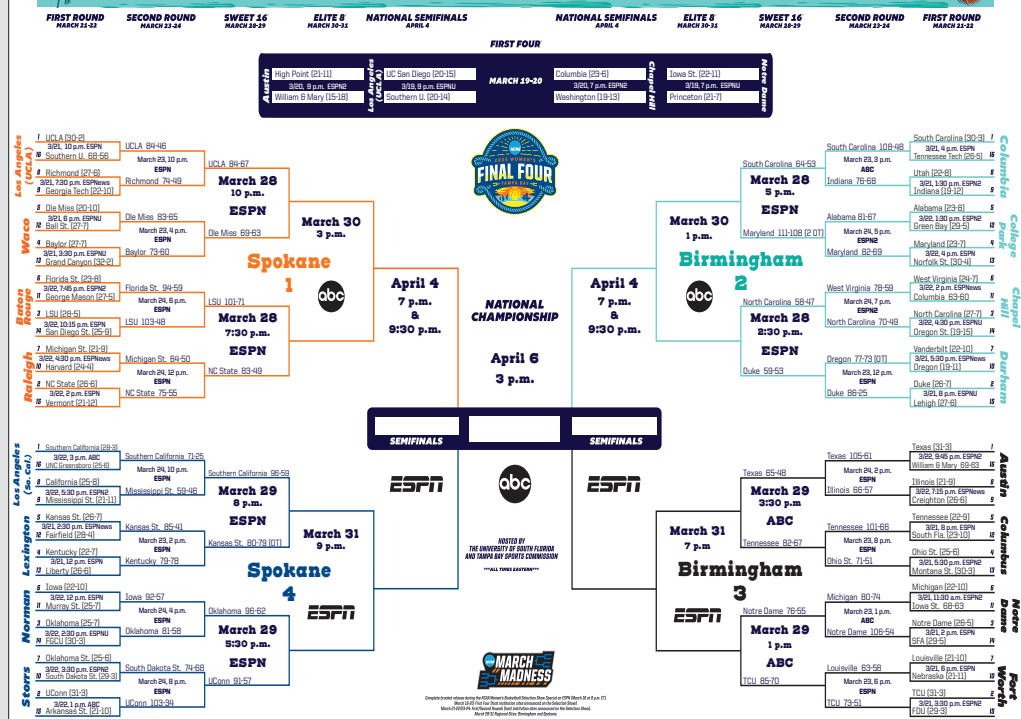
► The Sooners (27-7, 11-5 SEC) entered the tournament ranked No. 11 in the AP poll and seek their first Final Four spot since 2010. Under Baranczyk, Oklahoma has secured a No. 5 seed or better in each of her four seasons — only the second time in program history (2006-10) the Sooners have achieved that feat in four consecutive years

► OU is 4-16 all-time in the tournament when playing higher seeds and are 3-7 in the Sweet 16.

STAT COMPARISON

CATEGORY	OU	WV
Overall Record	27-7	33-3
Conference Record	11-5	18-0
Seed	3	2
Conference	SEC	BIG EAST
Conference Finish	T4	1
AP Poll	11	3
NET Ranking	13	1
Points Per Game	85.4	81.7
Opp. Points Per Game	68.5	51.5
Rebounding Margin	+13.0	+6.4
Field Goal Pct.	.458	.513
Opp. Field Goal Pct.	.370	.346
3-Point Pct.	.322	.381
Opp. 3-Point Pct.	.290	.290
Free Throw Pct.	.717	.766
Assists Per Game	21.9	21.2
Turnovers Per Game	18.7	10.7
Blocked Shots Per Game	3.9	4.2
Steals Per Game	8.9	11.3
Strength of Schedule	19	6

2025 NCAA DIVISION I WOMEN'S BASKETBALL CHAMPIONSHIP



SERIES HISTORY

- ▶ Familiar foes will meet once again on Saturday when Oklahoma faces UConn in the Sweet 16. The two teams have met 13 times, but the Sooners are winless against the Huskies.
- ▶ The Sooners and UConn have met twice in the NCAA Tournament, with the Huskies knocking off Oklahoma in the 2000 Sweet 16 and then in the 2002 national championship.
- ▶ Saturday's first meeting between the two is the first since 2019. The Sooners' streak of 13 losses is its longest losing streak to any program in the country.
- ▶ Oklahoma is 5-3 all time in the state of Washington. It is 0-1 in Spokane, losing to Washington in the 2001 Sweet 16.

LAST SERIES MEETING

UConn 97, Oklahoma 53 ■ Dec. 22, 2019
Uncasville, Conn.

TEAM	1	2	3	4	FINAL
Oklahoma	11	10	14	18	53
UConn	15	19	28	35	97

GAME LEADERS	OKLAHOMA	UCONN
Points	T. Robertson, 24	O. Nelson-Ododa, 27
Rebounds	M. Williams, 8	M. Walker, 17
Assists	M. Simpson, 4	C. Dangerfield, 6

▶ The Oklahoma women's basketball team saw its winning streak come to an end Sunday as the Sooners fell to No. 2 UConn 97-53 in the Hall of Fame Women's Basketball Showcase. With the loss, OU completes the non-conference slate at 7-5 while UConn remains undefeated at 10-0. Sophomore guard Taylor Robertson led the Sooners with 24 points to mark her fourth consecutive game with 20 or more points. Robertson hit seven 3-pointers in the contest and added four rebounds, a block and a steal.

LAST TIME OUT

▶ Skylar Vann scored 17 points, Payton Verhulst added 16 and No. 3 seed Oklahoma cruised into the Sweet 16 of the women's NCAA Tournament, dispatching No. 6 seed Iowa 96-62 on Monday. The Sooners will play in their 11th Sweet 16 in program history and the first since 2013. Raegan Beers had 11 points, 13 rebounds and four blocks in just 18 minutes for the Sooners.

A WIN WOULD...

- ▶ Advance the Sooners to the Elite Eight for the first time since 2010 and fourth time in program history.
- ▶ Secure Oklahoma's 12th win in 13 games.
- ▶ **Secure Oklahoma's 27th win of the season, the most of the Baranczyk era and the most for the Sooners since the 2010 Final Four team won 27 games.**
- ▶ Mark the 17th top-25 win under Baranczyk and the third against a top-five foe.

PULSE OF THE POLLS

- ▶ Oklahoma enters March Madness ranked No. 11 in both the AP Top 25 and WBCA polls on March 17. The Sooners rose as high as No. 8 in the Nov. 25 AP poll and remained in the top 20 throughout the entire season. Their presence in every AP poll during the 2024-25 season marked the first time since 2016-17 and just the ninth time in program history.
- ▶ OU opened the 2024-25 season ranked 10th in both the AP and WBCA Coaches polls, marking the team's highest preseason ranking since 2010. It was also Oklahoma's first top-10 appearance in the AP poll since Nov. 18, 2013, when the team was similarly ranked at No. 10.
- ▶ Oklahoma currently boasts an active streak of 28 consecutive weeks in the AP poll, the fourth longest in program history. The active streak is the longest stretch since a 40-week period between 2015-17.
- ▶ The Sooners' run of 20 straight weeks inside the top 20 of the AP poll is tied with North Carolina for the 11th longest active streak in the nation.

**TODAY'S OPPONENT..
UCONN (2 SEED)**

SERIES HISTORY

Games 13
Standing UConn leads 13-0
In Norman UConn leads 4-0
In Storrs UConn leads 2-0
At Neutral Site UConn leads 7-0
Last Win N/A
Last Loss 97-53 (12/22/19)
Current Streak UConn, 13 wins

ALL MEETINGS

Date	Location	Result	Score
12/22/19	Uncasville	L	97-53
12/19/18	Norman	L	72-63
12/19/17	Uncasville	L	88-64
2/13/12	Norman	L	73-55
2/14/11	Hartford	L	86-45

**POTENTIAL OPPONENT..
USC (1 SEED)**

SERIES HISTORY

Games 1
Standing USC leads 1-0
In Norman N/A
In Los Angeles USC leads 1-0
At Neutral Site N/A
Last Win N/A
Last Loss 84-55 (12/5/81)
Current Streak USC, 1 win

ALL MEETINGS

Date	Location	Result	Score
12/5/81	LA	L	84-55

**POTENTIAL OPPONENT..
K-STATE (5 SEED)**

SERIES HISTORY

Games 77
Standing OU leads 46-31
In Norman OU leads 25-11
In Manhattan OU leads 18-17
At Neutral Site Tied 3-3
Last Win 66-63 (1/31/24)
Last Loss 74-57 (1/10/24)
Current Streak OU, 1 win

ALL MEETINGS

Date	Location	Result	Score
1/31/24	Norman	W	66-63
1/10/24	Manhattan	L	74-57
3/1/23	Norman	W (OT)	90-86
2/12/23	Manhattan	W	85-68
2/26/22	Norman	W	72-69

FINAL SEC STANDINGS

Team	SEC			Overall		
	W	L	Pct.	W	L	Pct.
(1) Texas	15	1	.938	33	3	.917
(1) South Carolina	15	1	.938	32	3	.914
(3) LSU	12	4	.750	30	5	.857
(3) Oklahoma	11	5	.688	27	7	.794
(4) Kentucky	11	5	.688	23	8	.742
(5) Alabama	10	6	.625	24	9	.727
(5) Ole Miss	10	6	.625	22	10	.688
(5) Tennessee	8	8	.500	24	9	.727
(7) Vanderbilt	8	8	.500	22	11	.667
(9) Mississippi State	7	9	.438	22	12	.647
Florida	5	11	.312	18	17	.514
Georgia	4	12	.250	13	19	.406
Missouri	3	13	.188	14	18	.438
Auburn	3	13	.188	11	18	.379
Texas A&M	3	13	.188	10	19	.345
Arkansas	3	13	.188	10	22	.312

(NCAA Tournament seed)

AWARD TRACKER

Raegan Beers

10.17	Preseason All-SEC First Team (Media)
10.22	Preseason AP All-America HM
10.24	Preseason All-SEC First Team (Coach)
10.28	Preseason Naismith Trophy Watch List
11.1	Lisa Leslie Award Watch List
11.7	Wooden Award Watch List
11.12	Wade Trophy Watch List
11.12	AP, SEC Player of the Week
11.12	USBWA National Starting 5 of the Week
1.8	Wooden Award Midseason Watch List
1.13	ESPN Midseason All-Transfer Team
2.3	Ann Meyers Drysdale Nat'l POTY Watch List
2.7	Lisa Leslie Center of the Year Top-10 Finalist
2.24	Naismith Trophy Player of the Week
2.25	SEC Player of the Week
2.25	USBWA National Team of the Week
3.2	SEC Player of the Week
3.3	USA Today All-SEC Second Team
3.4	All-SEC First Team
3.7	Lisa Leslie Center of the Year Top-5 Finalist
3.19	AP All-America Honorable Mention
3.19	USBWA All-America Honorable Mention
3.25	WBCA All-America Finalist
3.26	CSC Academic All-District

Skylar Vann

10.17	Preseason All-SEC Second Team (Media)
10.24	Preseason All-SEC Second Team (Coach)
10.28	Preseason Naismith Trophy Watch List
10.31	Katrina McClain Award Watch List
11.7	Wooden Award Watch List

Payton Verhulst

12.3	SEC Co-Player of the Week
3.4	All-SEC Second Team

Sahara Williams

10.30	Cheryl Miller Award Watch List
-------	--------------------------------

Liz Scott

11.1	Lisa Leslie Award Watch List
2.26	SEC Community Service Team

Lexy Keys

3.26	CSC Academic All-District
------	---------------------------

Beatrice Culliton

3.26	CSC Academic All-District
------	---------------------------

50 YEARS AT LLOYD NOBLE CENTER

► This season marks Oklahoma's 50th at Lloyd Noble Center, where the Sooners got their first home win on Jan. 31, 1976, with a 44-38 win over East Central (Okla.). In total, the Sooners have amassed a 477-174 (.732) record at the LNC, welcoming over 2 million fans through its doors. The program set a historic milestone by winning 25 consecutive games at the arena from 1984 to 1986.

► In the Baranczyk era, Oklahoma has posted a 54-10 (14-2 this season) home record, including a 28-7 mark in home conference play and a 26-3 record in home non-conference matchups.

► The arena has played host to NCAA Tournament games in eight different seasons including 2025, with OU boasting a 10-3 record at home in the dance.

THE RÉSUMÉ SPEAKS FOR ITSELF

► The Sooners finished the regular season ranked 13th in the NET ranking and have maintained a spot in the top-20 since the first ranking was released in December.

► OU's non-conference slate featured four teams that made the NCAA Tournament – Duke, Louisville, Michigan and Southern with three of those four wins counting as Quad 1 victories. **The Sooners won at Louisville, a feat matched only by No. 3 Notre Dame, No. 8 UNC and No. 9 NC State. They also routed UNLV by 30 in Vegas, snapping a 13-game home winning streak and beat then-No. 20 Michigan by double digits on a neutral floor.**

► **OU has navigated the nation's 19th-toughest schedule and ranks fifth nationally in Quad 1 wins with eight.** The Sooners are 16-7 against top-100 teams, the 12th-most top-100 wins in the country, and remain unbeaten in Quad 2-4 games (19-0) – one of just 11 teams with a perfect record in those matchups.

► OU has been battle-tested against elite competition, with six of its seven losses coming against teams hosting as top-four seeds in the NCAA Tournament. Aside from two losses to South Carolina, every OU defeat has been by 10 points or fewer.

OKLAHOMA'S QUAD 1 WINS

Date	Team	Score	NET
2/6/25	at Ole Miss	66-56	11
1/5/25	at Tennessee	87-86	14
3/2/25	Alabama	91-84	17
3/7/25	Kentucky (N)	69-65	18
2/20/25	Vanderbilt	101-81	22
12/17/24	Michigan (N)	77-62	23
3/24/25	Iowa	96-62	24
12/4/24	at Louisville	78-72	36

SIBLINGS IN THE BIG DANCE

► Basketball runs in the family for several Sooners – three players have siblings competing in this year's NCAA Tournaments.

► Sixth-year senior Liz Scott's younger brother, Aaron, is a standout for St. John's, who was a No. 2 seed in the men's tournament.

► Skylar and Zya Vann, both key contributors for the Sooners, are continuing a family legacy – their dad, Bryatt, played under legendary coach Billy Tubbs on Oklahoma's 1992 NCAA Tournament team.

► Redshirt senior Aubrey Joens isn't the only Joens competing in March Madness – her sister, Kelsey, is a sharpshooter for Iowa State and helped the Cyclones win their play-in game Wednesday night. The Joens family is a basketball powerhouse, with four of five sisters playing high-major college basketball – including Ashley Joens, who led ISU to the Sweet 16 in 2022.

EXPERIENCE PAYING DIVIDENDS

► **The Sooners returned a nation-leading 98% of their scoring from last season's Big 12 championship team, including all five starters and 11 letterwinners.** In terms of returners, leading the way are 2024 Big 12 Co-Player of the Year Skylar Vann and last year's Big 12 Newcomer of the Year Payton Verhulst, who earned All-SEC honors this season. They're joined by standout transfer and All-American 6'4" center Raegan Beers, along with 2024 All-Big 12 honorees Sahara Williams and Nevaeh Tot.

► Oklahoma doesn't just return talent - it returns experienced talent. The Sooners have combined to play over 1,380 games in their careers. **The 14-player roster has amassed 601 combined starts.**

► The Sooners' projected starting five, with Reyna Scott (15 starts) replacing Nevaeh Tot (124 career starts), combines for 290 career starts. Scott, who debuted as a starter against Georgia, joins a seasoned lineup led by Skylar Vann (73 starts), Raegan Beers (69), Sahara Williams (67), and Payton Verhulst (66).

► Off the bench, Oklahoma boasts two players with over 100 career starts in Tot (124) and Lexy Keys (104), as well as Liz Scott who has 64 (started in place of Beers at Ole Miss and vs. Auburn). **Five different Sooners have played in over 100 career games.**

► The 2024-25 roster has played a **combined 90 games in the NCAA Tournament**, with **every player** having logged minutes in the Big Dance. OU all 14 its players in both its first- and second-round games.

ROSTER LOADED WITH TALENT

► Oklahoma's experienced roster draws plenty of attention, but it's no secret that the Sooners are also one of the most talented teams in the nation. **The Sooners' starting five features three McDonald's All-Americans (Beers, Verhulst, Williams) while OU's remaining two starters include Skylar Vann, the 2024 Big 12 Player of the Year, and Reyna Scott.**

► Five Oklahoma players were five-star recruits in high school: Sahara Williams, Payton Verhulst, Aubrey Joens, Liz Scott, and Raegan Beers.

► Eight members of the 14-player roster were ranked as top-100 players in their class by ESPN: Raegan Beers (#10), Payton Verhulst (#12), Sahara Williams (#23), Zya Vann (#46), Aubrey Joens (#52), Caya Smith (#72), Liz Scott (#76), and Beatrice Culliton (#96).

SCORING STAMPEDE

► If you want to see one of the fastest and most prolific offenses in the country, then watch OU basketball. The Sooners are one of four teams (Iowa, LSU and S. Carolina) to average 80.0 PPG three times since 2021-22. Since Baranczyk arrived in Norman, OU has averaged 81.9 points per game. **The Sooners lead the nation in pace (79.3) in 2025 per CBB Analytics.**

► **Oklahoma's 85.4 points per game in 2024-25 rank fifth nationally and the Sooners' FG% of 45.8% is the 30th highest in Division I. Additionally, OU's 21.9 assists per game lead the country.** OU's program record for PPG in a season is 84.5 PPG in 1984-85.

► Baranczyk's teams are known for prolific offense and the head coach has delivered in Norman. In her Oklahoma tenure, the Sooners have **posted 90+ points 40 times** (2nd in NCAA since start of 2021-22 season).

► Since the start of the 2021-22 season, Oklahoma has eclipsed 100 points 12 times, the fourth most in Division I. **The 2025 Sooners have reached 100 points a program record five times, including a school record 122 points vs. Western Carolina and two 100-point outputs in SEC play (at LSU, vs. Vandy).**

► **The Sooners opened this season by scoring 70+ points in a program-record-tying 18 straight games** and have scored 70 points 31 times this season (2nd NCAA, 1st SEC).

► Oklahoma's offense is in large part powered by its bench unit, which ranks sixth nationally in points per game, pouring in 28.9 PPG in reserve roles.

RECORD WATCH: THE BEST OFFENSE IN OU HISTORY

TEAM RECORDS TO WATCH

STAT	2024-25	OU RECORD
Single-Game Points	122 (vs. WCU)*	Prev: 121 (2x; MR: in '07)
PPG (Season)	85.4*	84.5 (1984-85)
RPG (Season)	47.94*	46.64 (2005-06)
Total Assists	746, 21.9	Prev: 686, 20.8 APG (2022-23)
Field Goals Made	1,069 (31.4/game)	1,086 (33.9/game)
100-point games	5*	Prev: 4 (3x; MR: 1991-2)

*Would be or is OU record

► The Sooners are on track to challenge multiple school records and secure their place among the program's all-time best this season.

► **Nevaeh Tot** set a **program record** when she stepped on the floor earlier this season by playing in her **151st career game**, one more than Taylor Robertson did at Oklahoma. The guard has now played in 156 career games.

► OU has already etched its name in the record books this season, setting program highs for points in a game (122 vs. WCU), points in a half (68 vs. ASU), 100-point games with five.

► Additionally, the Sooners have already set program records for total points (2,904; prev: 2,815), total assists (746; prev 686) and total rebounds (1,630; prev: 1,613).

OU IN THE BARANCZYK ERA

SINCE JENNIE BARANCZYK WAS HIRED ON APRIL 10, 2021

Record.....	101-33
Home.....	55-10
Road.....	33-14
Neutral.....	13-9
Record in Conf. Regular Season Play.....	52-18
Home.....	28-7
Road.....	24-11
Record vs. Non-Conf. Opponents.....	43-11
Home.....	26-3
Road.....	8-3
Neutral.....	8-5
vs. AP Top 25.....	16-22
Home.....	9-6
Road.....	5-9
Neutral.....	2-6
vs. AP Top 15.....	10-13
Home.....	5-3
Road.....	4-7
Neutral.....	1-3
vs. AP Top 10.....	5-6
Home.....	3-1
Road.....	2-3
Neutral.....	0-2
vs. AP Top 5.....	2-4
Home.....	2-1
Road.....	0-1
Neutral.....	0-2
vs. AP Ranked Conf. Opponents.....	12-15
Home.....	8-5
Road.....	3-7
Neutral.....	1-3
vs. AP Ranked Non-Conf. Opponents.....	4-7
Home.....	1-1
Road.....	2-2
Neutral.....	1-4
Both OU and Opponent are Ranked.....	12-19
Home.....	7-6
Road.....	3-9
Neutral.....	2-4
In Overtime.....	3-1
Postseason Record.....	10-7
NCAA Tournament Record.....	5-3
Wearing White.....	62-15
Wearing Crimson.....	24-15
Wearing Anthracite.....	11-2
Wearing Pink.....	3-1
When Scoring 70+.....	93-19
When Scoring 80+.....	70-5
When Allowing 70 Pts or Less.....	57-2
When Posting 15 Assists.....	94-21
When Posting 20 Assists.....	67-9
Less Than 15 Turnovers.....	32-6
Less Than 20 Turnovers.....	67-22
Making 10+ 3-Pointers.....	44-6

MILESTONES TO WATCH

SOONERS APPROACHING CAREER MILESTONES

POINTS

Player	Milestone	Total
Skylar Vann	1,750	1,792
Raegan Beers	1,750	1,513
Payton Verhulst	1,250	1,064

REBOUNDS

Player	Milestone	Total
Skylar Vann	950	921
Raegan Beers	900	884

ASSISTS

Player	Milestone	Total
Nevaeh Tot	600	574
Lexy Keys	325	317
Skylar Vann	300	297
Payton Verhulst	300	293

GAMES WON

Player	OU Record	Total	Rank at OU
Nevaeh Tot	113	112	T2nd
Skylar Vann	113	112	T2nd

GAMES PLAYED

Player	OU Record	Total	Rank at OU
Nevaeh Tot	157	157	1st
Skylar Vann	157	156	2nd

OKLAHOMA QUICK FACTS

Official Name: University of Oklahoma
Location: Norman, Okla.
Founded: 1890
Enrollment: 32,676
Nickname: Sooners
Colors: Crimson and Cream
University President: Joseph Harroz
Athletics Director: Joe Castiglione
Arena: Lloyd Noble Center (10,890)
First Year of Basketball: 1974-75
NCAA Tournaments: 25 (MR: 2025)
NIT Appearances: 3
All-Time Record: 938-623 (.600)
Regular Season Conference Championships: 9 (1986, 2000, 2001, 2002, 2006, 2007, 2009, 2023, 2024)
Conference Tournament Championships: 4 (2002, 2004, 2006, 2007)
Head Coach: Jennie Baranczyk (Iowa '04)
Career Record: 293-129 (13th year)
Total NCAA Appearances: 7
Total NIT Appearances: 3
Oklahoma Record: 101-33 (4th year)
Conference Championships: 2
NCAA Tournaments at OU: 4
Assistant Coaches:
Shannon Gage (Missouri St '99)
Michael Neal (Oklahoma '07)
Markisha Kastantin (Notre Dame '15)
Tyus Hooks (Ole Miss '21)
Sport Administrator: Leah Beasley
Strength & Performance: Keldon Peak
Director of Basketball Ops: Courtney Harris
Athletic Trainer: Brittani Beaver
Team Physician: Dr. Cale Challis
Asst. Director of Nutrition: Abbie Herkelman
Equipment Manager: Jake Scroggins
Director of Creative Content: Johnny Smiley
Director of Video Content: Derek Cody
Grad. Assistants: Bryce Furbee, Cal Watson

CLEANING UP ON THE GLASS

- ▶ The Sooners rank **second nationally in rebounds per game (47.94)** and rebounding margin (+13.0).
- ▶ The **OU grabbed an NCAA Tournament record 72 rebounds vs. FGCU**, then pulled down 64 against Iowa. **The 136 total boards are the most in a two-game span in NCAA Tournament history and a program record** Oklahoma's 68.0 rebounds per game are 17.0 more than any other team, with USC second at 51.0. The Sooners' +34.0 rebounding margin also leads the field by 13.0 (South Carolina is second at +21.0) entering the second weekend.
- ▶ Oklahoma is 33-1 (only loss is vs. Kentucky on Feb. 2, 2025) under Baranczyk when grabbing 50 or more rebounds and is 77-15 over the last four seasons when winning the rebounding battle.
- ▶ This season, OU is 24-3 when outrebounding its opponent and 3-4 when tying or losing on the glass.
- ▶ Oklahoma doesn't just dominated on the defensive glass as the Sooners rank 18th nationally with 14.8 offensive boards per game which lead to 14.7 second-chance points (11th NCAA).

DEFENSE, DEFENSE, DEFENSE

- ▶ While Oklahoma's offense often steals the spotlight, the Sooners' defense is equally impressive. **The Sooners have held 27 (34 games) opponents below their average FG% and under their average points per game.** On average, Oklahoma limits opponents to 6.6 fewer points per game while forcing them to shoot 6.4% worse from the field. OU has held 17 opponents to 10+ points under their average, including nine times in SEC play.
- ▶ The Sooners are playing their best defense of the year, holding eight of their last 10 opponents below their season scoring average, including seven who scored at least 10 points less than their average.
- ▶ **OU's defensive rating of 86.0 (pts/100 poss.)** would be the program's best since the 2015-16 team produced a 84.0 DTRG and is the **fourth best in the SEC.**
- ▶ Transfer center Raegan Beers has been a difference maker in the interior. When she's on the floor, Oklahoma's defense ranks in the 99th percentile and teams shoot just 30.6% in the paint.
- ▶ **The Sooners are undefeated (24-0) when holding their opponent under 80 points and just 3-7 when allowing 80 this year.**

OPPONENTS' OFFENSES VS. OU DEFENSE

TEAM	PTS SCORED	PPG AVG	+/-
Southern	44	52	-8
Virginia	51	73	-22
W. Carolina	56	71	-15
Wichita	49	63	-14
UNLV	58	74	-16
DePaul	62	64	-2
Louisville	72	73	-1
Oral Roberts	54	82	-28
Omaha	65	71	-6
New Mex. St.	62	65	-3
Texas	80	92	-12
Tennessee	87	98	-11
Texas A&M	62	67	-5
Missouri	63	71	-8
Georgia	55	68	-13
Ole Miss	56	78	-21
Missouri	66	83	-17
Vanderbilt	81	85	-4
Arkansas	54	68	-14
Florida	65	77	-12
Georgia	52	64	-12
Kentucky	65	76	-11
FGCU	58	72	-14
Iowa	62	75	-13

DIME TIME

- ▶ **5-ASSIST GAMES IN CAREER**
- ▶ **Oklahoma leads the country in assists per game (21.9)** and has dished out 20 dimes a nation-high 23 times this season and 13 times against SEC teams
- ▶ Oklahoma's 33 assists in its OT loss to #13 Duke (Nov. 27) were the second-most against a top-25 team since 1999 – trailing only Duke's 38 in the same game. **The Sooners are the only team with multiple 30-assist games vs. D1 opponents this season, recording four, while the rest of D1 has combined for 12.** OU's four 30-assist games are the most in a season since Baylor's five in 2019-20.
- ▶ Nine different Sooners have at least one career game with five or more assists: Nevaeh Tot (49), Payton Verhulst (24), Lexy Keys (10), Skylar Vann (9), Reyna Scott (8), Zya Vann (3), Sahara Williams (2), Beatrice Culliton (2) and Aubrey Joens (1).

SOONER MAGIC COMEBACKS

- ▶ The Sooners have used Sooner Magic to **come back from double-digit deficits and win 17 times** in the Baranczyk era, including seven times vs. ranked opponents.
- ▶ Oklahoma is no stranger to winning close games - it is **16-1 in games decided by one possession** (3 pts or less) under Baranczyk, winning on a last-possession shot five times.

► Since the beginning of the 2021-22 season, Oklahoma has a **33-12 record in contests decided by single digits**.

► The Sooners nearly completed the second-largest comeback in program history at No. 7 LSU on Jan. 30, getting within one-point in the fourth quarter after trailing by 24 points in the second half. The Sooners fell 107-100 - the only time in SEC history that both teams reached 100 points in regulation.

NUMBERS NEVER LIE

► Over the last four years, Oklahoma is 57-2 under Baranczyk when holding opponents under 70 points. On the flip side, the Sooners are 70-5 under Baranczyk (18-3 in 24-25) when scoring 80 points or more. OU is just above .500 (30-29) since 2021 when scoring less than 80. **This season, the Sooners are undefeated (24-0) when holding their opponent under 80 points and just 3-7 when allowing 80.**

► Perhaps the most indicative recipe for success is that Oklahoma is **85-4 (.955) under Baranczyk when shooting a better percentage from the floor than the opponent**. OU is 81-9 when holding its opponent under 42% from the floor and 24-1 this season. When OU's opponent shoots 40% or worse, the Sooners are 69-4 in the JB era. Since 2021-22, Oklahoma is 78-15 when winning the rebounding battle.

► **This season, OU is undefeated (22-0) when leading at half and 25-0 when ahead after three quarters.**

RAEGAN BEERS: THE ALL-AMERICAN IS BREWING SUCCESS

BEERS VS. RANKED OR RECEIVING VOTES

OPPONENT	PTS	FG%	REB	AST	BLK
#13 Duke	26	68.8	6	4	2
#22 Louisville	11	66.7	11	0	2
#20 Michigan	9	42.9	10	1	2
#5 Texas	11	50	6	0	0
#16 Tennessee	13	85.7	8	0	0
(RV) Mississippi St.	19	87.5	10	0	1
#2 South Carolina	23	62.5	8	1	2
#7 LSU	20	1	7	1	0
#12 Kentucky	18	53.8	10	3	0
(RV) Vanderbilt	30	84.6	14	4	2
#20 Alabama	22	88.9	11	0	1
#12 Kentucky	20	53.9	11	1	0
#5 South Carolina	7	20.0	8	2	1
(RV) Iowa	11	33.3	13	0	4
AVGs	17.1	64.9%	9.5	1.2	1.2

► All-SEC First Teamer and AP/USBWA All-America honoree **Raegan Beers** has been unstoppable for the Sooners in first season in Norman. The dominant center averages **17.5 points on 64.5% shooting** (5th NCAA, would be program record) and adds **9.3 rebounds per game**. She has secured **14 double-doubles** and has scored 10+ points 28 times this season, posting 20+ in 13 games.

► **Beers is the only player in the country since at least 1999-00 to average 17.0+ points on 65% shooting and 8.5+ rebounds in under 23.0 minutes per game – an unprecedented level of efficiency.**

► In Oklahoma's first-round win over FGCU, Beers posted 25 points and 18 rebounds, becoming the 10th player since 1999 to reach those numbers in a tournament game and first since Angel Reese in 2023.

► Against teams ranked or receiving votes, a now two-time All-

American who transferred from Oregon State, Beers is averaging 17.6 points on 65% shooting, 9.5 rebounds, 1.2 assists and 1.2 blocks per game.

► Beers is just the second SEC player since 1999 (Teaira McCowan, 2019) to average 16.0 PPG, 8.0 RPG and shoot 65% in a season. McCowan was the league's player of the year in 2019.

► **Beers leads the SEC in player efficiency rating (36.9, 7th NCAA) and is the only player in the country averaging 31.0 points and 16.0 rebounds per 40 minutes.**

► In a loss at No. 7 LSU (1/30), Beers tallied 20 points on a perfect 8-for-8 shooting performance. **She became one of only two players since at least 1999 – joining Ruthy Hebard (Oregon) – to record multiple career games against top-25 teams with at least 20 points while making at least eight field goals without a miss.** Beers previously accomplished the feat against Utah last season while at Oregon State.

► The 6'4" post from Littleton, Colo. (Valor Christian HS) made her way to Norman via the transfer portal after two illustrious seasons at Oregon State. **Multiple publications named her the No. 1 player in the transfer portal** before the season began.

► Awards: Preseason All-SEC 1st Team, AP/USBWA All-America HM, WBCA All-America Finalist, Lisa Leslie Award Finalist, 3x Player of the Week (AP, SEC, USBWA), Wooden Award Midseason Watch List

► She had a career night against Vanderbilt on Feb. 20, scoring a career high 30 points on 11 of 13 shooting. She also corralled a season high 14 rebounds and dished out a career best four assists, along with adding two blocks in a dominant win. She then scored 30 points again in OU's next game at Arkansas on 12 of 14 shooting.

► In his postgame press conference after the Oklahoma-Kentucky game, **Kentucky head coach Kenny Brooks** said that **Raegan Beers was "one of the best post players in the country, if not the best,"** and that she was **"the hardest player to guard in the country."**

AP POLL (FINAL)

Rank	Team (1st place)	Pts.
1	UCLA (19)	779
2	South Carolina (8)	761
3	UConn (5)	737
4	Southern California	713
5	Texas	689
6	TCU	626
7	Duke	608
8	Notre Dame	566
9	NC State	564
10	LSU	502
11	Oklahoma	473
12	North Carolina	424
13	Kentucky	391
14	Baylor	387
15	Ohio State	369
16	West Virginia	339
17	Oklahoma State	247
18	Maryland	215
19	Kansas State	209
20	Tennessee	149
21	Alabama	137
22	Florida State	124
23	Creighton	102
24	South Dakota State	83
25	Ole Miss	58

RV: Vanderbilt 41, Michigan 31, Michigan St. 20, Louisville 14, Iowa 14, Georgia Tech 8, James Madison 7, Harvard 5, Fairfield 5, California 3.

OKLAHOMA IN THE RANKINGS

WK	AP	WBCA	NET	SEED*
PS	10	10	N/A	4
1	9	9	N/A	4
2	9	9	N/A	3
3	8	9	N/A	3
4	11	11	16	3
5	10	11	14	3
6	10	11	11	3
7	9	11	9	3
8	9	10	11	3
9	10	11	13	4
10	13	13	12	4
11	15	15	16	4
12	13	12	16	4
13	15	16	18	4
14	16	17	16	4
15	16	16	15	4
16	13	13	14	4
17	10	10	13	3
FINAL	11	11	13	3

OKLAHOMA COMMUNICATIONS

Josh Poteet

Assistant Director
Athletics Communications

Email: jpoteet@ou.edu

Cell: 405-880-5315

Office: 405-325-8372



WHERE OKLAHOMA RANKS

Offensive	Value	NCAA	SEC
PPG	85.4	5	3
Eff. FG%	52.0	25	2
Margin	+16.9	18	6
AST/Game	21.9	1	1
AST %	69.8%	4	1
TOV/Game	18.7	320	16
A/TO Ratio	1.17	32	6
3PM/Game	8.5	24	3
3P%	32.2%	133	9
FB Pts/Game	14.0	14	5
Paint Pts/Game	39.8	8	4
Bench Pts/Game	28.9	6	3
Pace	79.3	1	1

Defensive	Value	NCAA	SEC
Opp. PPG	68.5	272	11
Defensive Rating	86.0	35	4
Opp. FG%	37.0%	32	4
Opp. 3P%	29.0%	70	5
SPG	8.9	97	9
BPG	3.9	69	10
Opp. TOV/Game	16.50	150	10

*Off/Def. Rating is pts. allowed/100 possessions

WHERE SOONERS RANK IN SEC

Points/Game

9. Raegan Beers.....	17.50
19. Payton Verhulst	14.91

Rebounds/Game

5. Raegan Beers.....	9.34
----------------------	------

Assists/Game

8. Payton Verhulst	4.00
--------------------------	------

Blocks/Game

9. Raegan Beers.....	1.22
----------------------	------

A/TO Ratio (min. 3 APG)

9. Payton Verhulst	2.00
--------------------------	------

Field Goal Percentage

2. Raegan Beers.....	64.5%
----------------------	-------

SOONERS IN NCAA TOURNEY*

Points/Game

23. Skylar Vann.....	20.5
----------------------	------

Rebounds/Game

1. Raegan Beers.....	15.5
----------------------	------

Blocks/Game

5. Raegan Beers.....	3.00
----------------------	------

*Through second-round games

PAYTON THE PLAYMAKER

► **Payton Verhulst** enters her senior season after a strong junior campaign that saw her win Big 12 Newcomer of the Year honors and collect All-America honors. **Verhulst has received a waiver to return to the Sooners for the 2025-26 season.**

► The All-SEC Second Team guard posts 14.9 points, 5.8 rebounds, 4.0 assists and 1.4 steals per game, and is the **one of two players (Haven Ford, Murray State) in the country averaging 14.5 PPG, 5.5 RPG and 4.0 APG in under 30.0 MPG.** She has scored 10+ points in 14 of her last 15 games and 15+ in nine of those contests.

► Verhulst exploded for a **career-high 38 points vs. Missouri**, tied for the fifth-most in OU history. She shot 13 of 19, hit six threes and went a perfect 6 of 6 at the line. Her 20-point third quarter outscored Missouri 20-15 and set a Baranczyk-era record for points in a single frame. **Verhulst became just the second high-major player since 1999 to record 38 points with six threes in 31 minutes or less.**

► She has been on an offensive tear, hitting multiple 3-pointers 24 times this season and making three or more in 15 games – the 22nd most in the country. **Her 79 made 3-pointers this season rank second in the league.**

► Verhulst posted Oklahoma's fourth triple-double (29 points, 10 rebounds, 10 assists) in program history vs. No. 13 Duke on Nov. 27. **She became one of two players (joining Caitlin Clark) since 1999 to post a 25-point triple-double against a top-25 team.** Since 1999, just seven players have achieved the 13-6-5-1 line, with only two from high-major conferences. **Verhulst was named SEC Co-Player of the Week for her effort.**

► The former five-star prospect that spent two years at Louisville before transferring to OU in December 2022 averaged 12.6 points, 5.8 rebounds, 3.9 assists, 1.2 steals and 1.0 blocks per game last season. She was the only Division I player to average 12.5 PPG, 5.8 RPG and 3.9 APG in under 30 MPG in 2023-24.

► The 6'1" guard was tabbed as the No. 12 recruit in the 2021 class and was a McDonald's All-American. A finalist for the 2021 USA Today National Female Athlete of the Year award, the Naismith second-team high school All-American was named to the 2022 ACC All-Freshman team after posting 3.3 points and 1.9 rebounds as a freshman at Louisville.

SKY IS THE LIMIT

► **Skylar Vann** is back at Oklahoma for her final season in 2024-25. The fifth-year senior entered the year as a preseason All-SEC second-team selection and a Naismith Trophy POTY watch listee. The **2024 Big 12 Player of the Year** and All-America honorable mention last season was also the Big 12's only two-time Sixth Player of the Year (2022, 2023) and averaged career highs in points (15.1) and rebounds (7.0) last season.

► **She scored a season-high 24 points in OU's win over FGCU and added nine rebound and led OU in scoring against Iowa (17 points).** Vann has scored at least 20 points in three of her last four tournament games, and averages 16.6 PPG in eight career tourney games. Her 133 points in the NCAA Tournament are the ninth most in program history.

► The forward has been steady in 2024-25, averaging 10.0 points, 4.9 rebounds and shoots 42% from the floor.

► She scored 13 points on the road at No. 2 South Carolina, her first double-digit game of conference play. Since the USC game, Vann has reached double figures eight more times.

► An experienced veteran, Vann has played the second most games in program history (156) and trails only her teammate, Nevaeh Tot who has one more career game.

► In the last 16 years of women's college basketball, there have only been two seasons in which a player with one or fewer starts and at least 15 games played has averaged 11.5 points, 5.5 rebounds and 1.5 assists per game – **Vann is responsible for both (2022 and 2023).**

► She is the only Sooner to ever eclipse 1,700 career points, 850 rebounds and 275 assists.

VERHULST HAVING HISTORIC YEAR

ALL HIGH-MAJOR PLAYERS TO AVERAGE 14.5PPG, 5.5 RPG, 4.0 APG IN UNDER 30 MPG SINCE 1999-2000

PLAYER	TEAM	YEAR
Payton Verhulst	Oklahoma	2024-25
Jordan Horston	Tennessee	2021-22
Breanna Stewart	UConn	2015-16
Shaunzinski Gortman	S. Carolina	1999-00



- Verhulst is one of two players (Haven Ford, Murray State) in the country averaging 14.5 PPG, 5.5 RPG and 4.0 APG in under 30.0 MPG.

SOPHOMORE SENSATION SAHARA WILLIAMS

SAHARA CLOSING STRONG

NOV-JAN	FEB-MARCH
9.7 PPG	11.8 PPG
5.0 RPG	5.1 RPG
2.1 APG	1.3 APG

► An All-Big 12 honorable mention last season as a freshman, **Sahara Williams** is having a breakout sophomore season for the Sooners. A **preseason watch listee for the Cheryl Miller Award**, the Waterloo, Iowa, product has carried the momentum from a strong close to last season into 2024-25.

► She averages 10.6 points per game on 41% shooting this season and adds 4.8 RPG and 2.3 APG. The wing has scored in double figures 20 times this season (11 of last 15), **including a career high 27-point outing against No. 12 Kentucky on Feb. 2.**

► One of Oklahoma's best-conditioned players, Sahara Williams only gets stronger as the season progresses. Comparing her averages from November through January to her numbers in February and March, she consistently steps up as a more effective scorer in the final months of the season.

► The five-star prospect who was a McDonald's All-America prep star, started all 33 games for the Sooners last year, averaging 10.3 points, 5.4 rebounds and 1.5 assists. Her three double-doubles were the third most all-time for an OU freshman behind Courtney Paris and Madi Williams.

► Her 38 games of double-figure scoring are tied with Ana Llanusa for the sixth most by a Sooner in their first two seasons since 2009.

► Williams played alongside LSU standout Mikaylah Williams, helping lead Team USA to back-to-back gold medals at the 2022 and 2023 FIBA 3x3 U18 World Cups. UConn's KK Arnold and Sarah Strong were part of the 2022 squad, while Oregon's Katie Fiso joined the team in 2023, replacing Arnold. **All four members of the 2022 USA U18 3x3 gold medal team are playing in the Sweet 16** with Sahara Williams at OU, Mikaylah Williams at LSU and Strong and Arnold at UConn.



- L to R: Sarah Strong (UConn), KK Arnold (UConn), Mikaylah Williams (LSU) and Sahara Williams (Oklahoma).

WE LETTIN' THE SCOTTS OUTSIDE, WE RUNNIN' THE SCOUTS

► **Reyna Scott** has emerged as a breakout player over the last month, moving into the starting lineup for the Sooners at point guard. **The New York City product made her first career start on Jan. 26 against Georgia.**

► The change in the starting lineup marked the first game since Jan. 12, 2022, that Nevaeh Tot hadn't started at point guard, snapping a 103-game starting streak.

► Scott was a 2022 McDonald's All-American nominee out of Nazareth HS in Harlem and was a member of the SLAAM Basketball Top 20 List. As a senior, she averaged 21.1 points, 7.3 rebounds, 5.9 assists and 3.7 steals per game.

THE BEST CONFERENCE IN THE COUNTRY

► A record 10 SEC teams earned bids to the 2025 NCAA Tournament, breaking the league's previous mark of nine set in 2016. The league produced five of the nation's top 16 teams, more than any other conference, including two of the nation's No. 1 seeds. Seven SEC teams are top-five seeds.

► The Southeastern Conference tied its own record (1997) for the most teams from a single conference in the Sweet 16 with six. Across the men's and women's tournaments, 13 of the 32 teams in the Sweet 16 hail from the SEC.

► The SEC leads all conferences with 281 all-time NCAA Tournament appearances and has had a team in 32 of 42 Final Fours – more than any other league

► A result of the SEC's strength, Oklahoma has played a combined seven games against six teams in the Sweet 16 (2-5).

UP NEXT

► A win would send Oklahoma to its fourth-ever Elite Eight, where it would face either USC or Kansas State on Monday at 8 p.m. CT on ESPN in Spokane, with a Final Four berth on the line.

OKLAHOMA VS. SPOKANE 4

Opponent	OU Record
1. USC	0-1 (MR: 1981)
2. UConn	0-13 (MR: 2019)
4. Kentucky	2-4 (MR: 2025)
5. Kansas State	46-31 (MR: 2024)
6. Iowa	2-2 (MR: 2025)
7. Oklahoma State	69-47 (MR: 2024)
8. California	1-3 (MR: 2016)
9. Mississippi State	2-1 (MR: 2025)
10. South Dakota State	2-1 (MR: 2017)
11. Murray State	Never Met
12. Fairfield	1-0 (MR: 2013)
13. Liberty	1-0 (MR: 2011)
14. FGCU	2-0 (MR: 2025)
15. Arkansas State	6-1 (MR: 2022)
16. UNC Greensboro	Never Met

HIGHS UNDER BARANCZYK

Points	122 vs. W. Carolina (11/13/24)*
FG Made	48 vs. W. Carolina (11/13/24)
FG Attempted	90 vs. Virginia (11/8/24)
FG Percentage	63.2% vs. W. Carolina (11/13/24)
3FG Made	16 vs. Alabama State (12/8/24)
3FG Attempted	41 vs. Buffalo (11/21/21)
3FG Percentage	61.9% at WVU (2/17/24)
FT Made	27 vs. #9 Oregon (11/20/21)
FT Attempted	35 vs. West Virginia (2/5/22)
FT Percentage	94.4% vs. #4 Baylor (3/12/22)
Rebounds	72 vs. FGCU (3/22/25)
Assists	33 vs. #13 Duke (11/27/24)
Steals	20 (2x); MR: vs. Alabama St. (11/15/23)
Blocks	10 (2x); MR: vs. DePaul (11/25/24)
Opp. Turnovers	33, West Virginia (2/5/22)
Opp. Low Points	44, Southern (11/4/24)

PLAYER HIGHS UNDER JB

Points	38, Payton Verhulst (1/16/25)
Rebounds ..	18, Raegan Beers vs. FGCU (3/22/25)
Assists	14, K. Washington vs. WSU (12/29/21)
Steals	7, Lexy Keys (12/30/23)
Blocks	5, Payton Verhulst (2/14/23)

*School record

GRADUATED SOONERS

Aubrey Joens (R-Sr^)

Youth education (bachelor's)
Intercollegiate athletic admin (master's)*

Lexy Keys (R-Sr^)

Psychology (bachelor's)
Organizational leadership (master's)*

Liz Scott (R-Sr^)

Psychology (bachelor's)
Human relations (master's)*

Nevaeh Tot (R-Sr^)

Film and media studies (bachelor's)
Human relations (master's)*

Skylar Vann (R-Sr^)

Communications (bachelor's)
Human relations (master's)*

Payton Verhulst (Sr)

Multidisciplinary studies (bachelor's)
Educational admin, curric/supervision (master's)*

^ Denotes "super senior"
* Degree in progress

OKLAHOMA WOMEN'S BASKETBALL GAME NOTES

RESULTS AND GAME LEADERS

DATE	OPPONENT	W/L	SCORE	LEAD CHANGES	POINTS	REBOUNDS	ASSISTS
11/4	Southern	W	76-44	0	Beers, 21	Beers, 14	Z. Vann/Verhulst 4
11/8	Virginia	W	95-41	2	Beers, 26	Beers, 14	Verhulst, 5
11/13	Western Carolina	W	122-56	0	Beers, 27	Beers, 9	Tot, 6
11/19	at Wichita State	W	79-49	0	Verhulst, 16	Beers, 10	Williams, 6
11/22	at UNLV	W	88-58	8	S. Vann, 15	Beers, 7	Tot, 8
11/25	DePaul (N)	W	85-62	0	Verhulst, 18	L. Scott, 9	Verhulst, 9
11/27	#13 Duke (N)	L (10T)	109-99	5	Verhulst, 29	Verhulst, 10	Verhulst, 10
12/4	#22 Louisville	W	78-72	4	Verhulst, 21	Beers, 11	Tot, 4
12/8	Alabama State	W	110-46	2	Vann, 20	Beers, 6	R. Scott, 7
12/15	Oral Roberts	W	94-54	0	Beers/Z. Vann, 14	Beers, 10	Tot, 5
12/17	#20 Michigan (N)	W	72-62	4	S. Vann/Verhulst, 12	Beers, 10	S. Vann, 4
12/22	Omaha	W	111-65	0	Beers, 28	Beers, 9	S. Vann, 8
12/29	New Mexico State	W	82-64	12	Beers, 19	Beers, 12	Tot, 6
1/2	#5 Texas	L	80-73	6	Verhulst, 23	Verhulst, 8	Verhulst, 4
1/5	#15 Tennessee	W	87-86	1	Verhulst, 16	Beers, 8	Tot, 8
1/9	Mississippi State	L	81-77	11	Beers, 19	Beers, 10	Verhulst, 6
1/12	Texas A&M	W	77-62	0	Beers, 16	Beers/Williams/S. Vann, 6	Verhulst, 7
1/16	Missouri	W	80-63	0	Verhulst, 38	Johnson, 4	Williams/Tot/Culliton, 5
1/19	#2 South Carolina	L	101-60	0	Beers, 23	Beers, 8	R. Scott, 6
1/26	Georgia	W	86-55	0	Beers/L. Scott, 13	Beers, 11	Culliton, 4
1/30	#7 LSU	L	107-100	3	Verhulst, 26	Beers/Verhulst, 7	R. Scott, 8
2/2	#12 Kentucky	L	95-86	0	Williams, 27	Beers/Verhulst, 10	Verhulst, 5
2/6	at Ole Miss	W	66-56	5	Verhulst, 19	Verhulst/Culliton, 10	Verhulst, 5
2/10	Auburn	W	73-71	4	S. Vann, 20	Culliton, 8	S. Vann/Tot/Williams, 4
2/16	at Missouri	W	82-66	6	Verhulst, 15	Beers, 7	Verhulst, 4
2/20	Vanderbilt	W	101-81	2	Beers, 30	Beers, 14	Beers/Verhulst/S. Vann/Z. Vann, 4
2/23	at Arkansas	W	94-54	1	Beers, 30	Beers, 7	S. Vann, 5
2/27	at Florida	W	89-65	2	Verhulst, 17	Williams, 9	R. Scott, 5
3/2	#20 Alabama	W	91-84	8	Verhulst, 24	Beers, 11	Verhulst/Z. Vann/Keys, 4
3/6	Georgia (N)	W	70-52	0	Beers, 22	Beers/L. Scott, 8	Verhulst, 7
3/7	#12 Kentucky (N)	W	69-65	8	Beers, 20	Beers, 11	S. Vann, 4
3/8	#5 South Carolina (N)	L	93-75	0	Williams, 17	S. Vann, 9	Verhulst, 9
3/22	FGCU	W	81-58	5	Beers, 25	Beers, 18	Verhulst, 6
3/24	Iowa	W	96-62	2	Vann, 17	Beers, 13	Williams/S. Vann/Keys, 4

POINTS-REBOUNDS-ASSISTS

DATE	OPPONENT	0	1	2	3	4	5	6	12	15	20	24	25	34	52
		CULLITON	TOT	R. SCOTT	Z. VANN	SMITH	JOHNSON	WILLIAMS	VERHULST	KEYS	JOENS	S. VANN	ALLEN	L. SCOTT	BEERS
11/4	Southern	2-4-3	0-2-1	0-1-0	4-2-2	0-0-0	5-4-0	19-6-1	4-9-4	3-1-1	0-0-0	12-7-1	DNP	6-3-1	21-14-1
11/8	Virginia	0-4-1	0-0-3	10-2-0	4-0-1	1-1-0	8-8-1	14-4-2	13-4-5	3-1-2	0-0-3	8-10-3	0-1-0	8-3-1	26-14-2
11/13	W. Carolina	7-2-0	3-3-6	0-5-3	12-4-2	6-0-0	2-3-1	16-3-3	6-4-3	11-4-3	9-1-1	15-5-4	0-0-2	8-5-1	27-9-1
11/19	Wichita St.	4-3-0	3-4-2	2-0-0	10-5-3	DNP	2-2-1	5-5-6	16-7-2	12-1-1	0-1-0	7-2-2	DNP	7-6-1	11-10-1
11/22	UNLV	0-2-1	3-1-8	5-1-1	14-5-0	0-0-1	5-4-0	8-6-2	8-4-4	8-5-4	4-2-0	15-5-1	2-1-0	6-6-1	10-7-1
11/25	DePaul	0-4-3	2-4-2	4-0-1	5-3-2	0-1-0	4-3-0	4-2-1	18-7-9	4-4-1	0-2-2	11-3-1	2-0-0	14-9-2	17-8-0
11/27	#13 Duke	0-0-0	0-0-3	1-0-2	2-3-1	DNP	0-0-0	12-3-2	29-10-10	8-1-2	DNP	13-3-7	DNP	8-3-2	26-6-4
12/4	#22 Louisville	2-2-1	9-2-4	2-0-0	4-1-2	DNP	0-1-0	15-7-3	21-7-3	6-2-2	0-0-0	5-7-0	DNP	3-3-0	11-11-0
12/8	Alabama State	0-4-1	3-1-6	7-4-7	9-3-5	5-2-0	2-5-0	5-4-1	13-1-3	11-0-1	14-2-1	20-2-3	3-1-0	4-3-0	14-6-2
12/15	Oral Roberts	3-3-0	4-2-5	7-2-0	14-4-2	0-0-0	4-1-1	11-7-1	12-9-4	9-5-2	3-3-1	6-2-3	0-0-0	7-6-0	14-10-1
12/17	#20 Michigan	0-0-0	6-2-1	0-2-0	6-3-1	DNP	0-0-0	10-4-1	12-4-2	11-0-1	DNP	12-4-4	DNP	6-8-2	9-10-1
12/22	Omaha	0-4-0	6-2-4	9-4-4	10-3-5	0-0-0	12-4-3	7-5-3	8-4-2	6-2-0	8-3-0	12-8-8	1-3-0	4-3-2	28-9-1
12/29	New Mexico St.	DNP	0-6-6	2-0-0	4-2-0	DNP	2-3-1	18-4-4	15-6-3	9-3-0	DNP	7-4-1	DNP	6-6-2	19-12-1
1/2	#5 Texas	4-6-1	6-2-1	2-2-1	0-1-3	DNP	0-0-0	5-4-1	23-8-4	0-1-2	DNP	8-4-1	DNP	14-3-0	11-6-0
1/5	#15 Tennessee	8-3-1	6-2-8	11-2-5	7-0-3	DNP	2-1-1	7-2-3	16-5-0	6-2-1	0-0-0	0-7-3	DNP	11-5-0	13-8-0
1/9	Mississippi St.	0-0-0	6-1-3	4-3-3	0-0-1	DNP	0-2-0	6-5-2	15-6-6	6-2-3	2-1-0	7-5-1	DNP	12-6-1	19-10-0
1/12	Texas A&M	2-2-0	6-3-1	11-2-2	7-3-0	DNP	2-1-0	11-6-4	7-3-7	0-4-2	0-0-0	9-6-1	4-1-0	2-5-2	16-6-1
1/16	Missouri	0-2-5	6-1-5	5-0-1	2-3-0	DNP	4-4-0	9-3-5	38-3-0	6-3-2	DNP	2-2-3	3-0-0	0-2-0	5-3-1
1/19	#2 S. Carolina	0-0-0	0-2-1	10-2-6	0-0-0	DNP	0-1-1	0-4-1	3-6-3	8-3-1	3-0-0	13-4-1	0-1-1	0-7-3	23-8-1
1/26	Georgia	2-6-4	8-3-3	6-3-1	7-2-1	0-0-0	DNP	12-4-3	13-4-2	5-3-1	0-0-0	4-5-1	6-3-1	10-5-3	13-11-0
1/30	#7 LSU	4-4-3	0-1-0	9-1-8	11-1-3	DNP	3-3-0	12-4-2	26-7-4	9-1-4	DNP	6-0-1	0-0-0	0-0-1	20-7-1
2/2	#12 Kentucky	0-2-0	0-4-2	2-0-3	17-4-1	0-0-0	0-0-0	27-5-0	11-10-5	0-3-1	DNP	11-5-4	DNP	DNP	18-10-3
2/6	Ole Miss	4-10-1	7-0-3	1-2-1	1-2-0	DNP	0-1-0	14-8-4	19-10-5	3-2-1	DNP	7-2-1	DNP	10-5-1	DNP
2/10	Auburn	6-8-3	0-4-4	4-1-1	3-1-0	DNP	4-2-1	8-3-4	15-6-1	6-0-2	0-0-0	20-5-4	2-0-0	5-2-1	DNP
2/16	Missouri	0-2-0	0-1-2	4-2-1	14-2-0	0-1-0	0-0-0	10-5-1	15-2-4	10-1-1	3-0-0	14-4-2	DNP	6-3-2	6-7-2
2/20	Vanderbilt	3-3-2	0-1-0	2-0-2	16-1-4	0-0-0	0-0-0	9-2-2	16-8-4	6-4-3	2-1-0	13-9-4	0-0-0	4-7-0	30-14-4
2/23	Arkansas	0-5-3	0-5-4	6-3-3	4-2-2	3-0-1	3-0-0	15-6-0	12-4-4	0-1-1	0-2-0	12-6-5	3-1-0	6-5-3	30-7-1
2/27	Florida	0-2-1	0-2-1	5-2-5	10-1-3	0-0-0	0-0-0	11-9-2	17-7-3	3-2-2	0-1-0	13-5-1	3-2-1	11-7-3	16-7-1
3/2	#20 Alabama	2-3-1	3-2-1	8-4-1	6-6-4	DNP	DNP	15-6-1	24-3-4	6-4-4	DNP	0-4-3	DNP	5-3-1	22-11-0
3/6	Georgia	6-6-1	3-2-1	6-2-0	10-3-5	0-1-0	0-0-1	0-2-3	2-5-7	0-0-5	0-1-0	8-4-3	2-0-0	11-8-1	22-8-0
3/7	#12 Kentucky	0-1-1	0-0-0	0-0-2	9-6-3	DNP	DNP	13-1-0	16-5-1	0-1-2	DNP	2-4-4	5-2-2	4-5-3	20-11-1
3/8	#5 S. Carolina	0-0-0	3-1-0	10-1-3	5-1-1	DNP	DNP	17-5-1	15-6-9	3-3-0	DNP	6-9-4	0-1-0	9-3-0	7-8-2
3/22	FGCU	2-2-1	0-1-0	0-4-2	3-3-1	0-0-0	2-1-0	3-10-5	13-6-6	6-2-1	0-0-0	24-9-4	0-2-0	3-7-3	25-18-0
3/24	Iowa	2-1-0	0-0-1	6-5-3	10-2-3	5-1-0	0-2-0	13-9-4	16-7-3	0-4-4	3-1-0	17-6-4	2-0-0	11-7-1	11-13-0

GAME-BY-GAME TEAM STATS

DATE	GAME	FG-A	PCT.	3FG-A	PCT.	FT-A	PCT.	O-D-T	PF	AST	TO	BLK	STL	1	2	3	4	OT	TP
11/4	Southern	16-62	.258	5-18	.278	7-10	.700	4-17-21	24	9	10	4	12	7	8	14	15	-	44
at	#10 OKLAHOMA	29-61	.475	3-22	.136	15-23	.652	15-39-54	14	17	18	4	4	20	20	22	14	-	76
11/8	Virginia	19-69	.275	7-26	.269	6-11	.545	11-28-39	20	12	21	7	6	15	12	16	8	-	51
at	#10 OKLAHOMA	40-90	.444	6-32	.188	9-15	.600	25-41-66	17	24	14	9	16	25	19	35	16	-	95
11/13	W. Carolina	18-63	.286	8-26	.308	12-16	.750	8-15-23	17	9	15	1	4	18	7	16	15	-	56
at	#9 OKLAHOMA	48-76	.632	10-18	.556	16-20	.800	16-38-54	12	31	11	3	8	34	22	35	31	-	122
11/19	#9 OKLAHOMA	31-66	.470	10-21	.476	7-14	.500	13-40-53	17	19	24	3	14	25	23	19	12	-	79
at	Wichita State	19-63	.302	3-15	.200	8-12	.667	7-24-31	14	9	21	4	12	11	23	9	6	-	49
11/22	#9 OKLAHOMA	35-73	.479	12-29	.414	6-8	.750	9-42-51	21	24	14	3	8	23	16	28	21	-	88
at	UNLV	21-67	.313	8-29	.276	8-12	.667	6-31-37	13	14	13	0	5	26	12	4	16	-	58
11/25	DePaul (N)	22-80	.275	4-24	.167	14-22	.636	20-22-42	18	12	15	2	9	17	14	16	15	-	62
	#8 OKLAHOMA	32-64	.500	6-20	.300	15-27	.556	15-42-57	24	24	23	10	10	27	21	24	13	-	85
11/27	#13 Duke (N)	40-71	.563	11-20	.550	18-23	.783	9-29-38	24	38	15	1	6	27	19	19	29	15	109
	#8 OKLAHOMA	38-74	.514	8-22	.364	15-23	.652	10-24-34	24	33	18	3	9	20	15	23	36	5	99
12/4	#11 OKLAHOMA	24-53	.453	9-24	.375	21-27	.778	11-32-43	23	15	27	5	6	14	15	20	29	-	78
at	#22 Louisville	25-72	.347	6-26	.231	16-20	.800	17-20-37	29	15	19	2	11	21	20	19	12	-	72
12/8	Alabama State	17-54	.315	5-19	.263	7-9	.778	8-17-25	14	11	27	2	6	18	11	6	11	-	46
at	#11 OKLAHOMA	43-73	.589	16-37	.432	8-11	.727	13-29-42	10	30	12	3	12	35	33	19	23	-	110
12/15	Oral Roberts	20-63	.317	3-20	.150	11-13	.846	8-26-34	15	9	19	0	7	11	8	22	13	-	54
at	#10 OKLAHOMA	37-84	.440	9-33	.273	11-15	.733	24-35-59	15	20	14	3	14	24	25	23	22	-	94
12/17	#20 Michigan (N)	24-60	.400	5-18	.278	9-16	.563	11-26-37	26	7	26	3	11	13	17	17	15	-	62
	#10 OKLAHOMA	24-64	.375	8-26	.308	16-24	.667	18-26-44	18	13	21	4	14	20	10	20	22	-	72
12/22	Omaha	23-66	.348	2-21	.095	17-23	.739	8-25-33	18	5	20	1	7	10	24	25	6	-	65
at	#10 OKLAHOMA	41-84	.488	13-35	.371	16-20	.800	20-37-57	21	32	17	5	12	26	26	35	24	-	111
12/29	New Mexico State	25-60	.417	7-18	.389	7-10	.700	7-22-29	12	11	13	0	9	14	12	20	18	-	64
at	#9 OKLAHOMA	33-76	.434	9-27	.333	7-11	.636	22-27-49	9	18	14	4	6	13	18	26	25	-	82
1/2	#5 Texas	29-61	.475	4-6	.667	18-22	.818	11-17-28	29	14	18	4	15	17	23	20	20	-	80
at	#9 OKLAHOMA	26-60	.433	2-16	.125	19-26	.731	21-23-44	25	14	27	1	10	26	13	21	13	-	73
1/5	#9 OKLAHOMA	34-63	.540	8-26	.308	11-16	.688	8-34-42	18	25	31	0	9	28	18	29	12	-	87
at	#15 Tennessee	37-81	.457	10-36	.278	2-7	.286	12-21-33	19	14	18	2	19	22	17	20	27	-	86
1/9	#10 OKLAHOMA	28-62	.452	8-26	.308	13-16	.813	7-37-44	21	20	21	1	9	11	21	17	28	-	77
at	Mississippi State	28-71	.394	7-26	.269	18-23	.783	10-29-39	14	13	11	2	13	21	12	20	28	-	81
1/12	Texas A&M	18-67	.269	3-19	.158	23-29	.793	17-27-44	22	10	17	4	7	10	13	21	18	-	62
at	#10 OKLAHOMA	26-66	.394	8-33	.242	17-23	.739	14-33-47	22	20	19	6	11	27	17	17	16	-	77
1/16	Missouri	22-58	.379	7-21	.333	12-16	.750	11-22-33	20	11	18	2	8	13	19	15	16	-	63
at	#13 OKLAHOMA	28-54	.519	11-24	.458	13-16	.813	6-25-31	20	22	22	3	7	22	17	24	17	-	80
1/19	#13 OKLAHOMA	24-67	.358	7-28	.250	5-10	.500	14-28-42	15	19	22	5	3	9	15	16	20	-	60
at	#2 South Carolina	39-81	.381	10-28	.357	13-16	.813	15-29-44	11	26	6	6	11	28	21	30	22	-	101
1/26	Georgia	19-62	.306	2-17	.118	15-23	.652	12-24-36	23	6	19	0	10	12	18	14	11	-	55
at	#15 OKLAHOMA	29-63	.460	8-23	.348	20-29	.690	15-35-50	22	20	17	4	9	26	28	18	14	-	86
1/30	#13 OKLAHOMA	35-64	.547	9-24	.375	21-31	.677	9-24-33	27	27	23	2	10	23	19	26	32	-	100
at	#7 LSU	36-69	.522	12-26	.462	23-32	.719	14-24-38	26	22	19	1	8	20	32	31	24	-	107
2/2	#12 Kentucky	33-66	.500	14-34	.412	15-20	.750	4-30-34	24	17	14	6	12	30	15	18	32	-	95
at	#13 OKLAHOMA	30-76	.395	6-29	.207	20-23	.870	18-32-50	23	19	18	3	7	19	17	16	34	-	86
2/6	#15 OKLAHOMA	22-52	.423	7-14	.500	15-21	.714	10-32-42	19	17	26	4	10	24	7	12	23	-	66
at	Ole Miss	22-63	.349	0-12	.000	12-20	.600	14-22-36	21	17	22	4	15	9	20	16	11	-	56
2/10	Auburn	26-57	.456	5-11	.455	14-22	.636	12-23-35	19	14	21	1	8	17	18	13	23	-	71
at	#16 OKLAHOMA	28-59	.475	5-22	.227	12-17	.706	11-22-33	21	21	20	2	7	21	23	14	15	-	73
2/16	#16 OKLAHOMA	28-59	.475	9-25	.360	17-19	.895	15-21-36	19	15	15	4	7	17	23	25	17	-	82
at	Missouri	25-50	.500	7-19	.368	9-17	.529	7-16-23	20	11	18	1	5	15	29	10	12	-	66
2/20	Vanderbilt	24-68	.353	14-30	.467	19-26	.731	10-19-29	25	16	14	0	13	13	24	17	27	-	81
at	#16 OKLAHOMA	36-69	.522	12-30	.400	17-24	.701	17-37-54	24	25	22	4	5	21	22	34	24	-	101
2/23	#16 OKLAHOMA	37-82	.451	12-36	.333	8-10	.800	14-40-54	18	27	14	3	10	23	17	32	22	-	94
at	Arkansas	18-65	.277	8-30	.267	10-15	.667	8-32-40	11	8	20	4	3	15	17	16	6	-	54
2/27	#13 OKLAHOMA	31-71	.437	8-24	.333	19-28	.679	19-33-52	21	23	19	4	12	22	22	20	25	-	89
at	Florida	22-70	.314	7-25	.280	14-17	.824	15-24-39	25	12	20	2	6	19	13	17	16	-	65
3/2	#20 Alabama	30-75	.400	13-31	.419	11-14	.786	10-25-35	23	17	8	1	8	18	27	21	18	-	84
at	#13 OKLAHOMA	29-63	.460	9-26	.346	24-31	.774	10-37-47	17	20	15	2	5	28	17	26	20	-	91
3/6	Georgia (N)	21-74	.284	4-20	.200	6-9	.667	20-18-38	12	8	11	3	7	13	16	7	16	-	52
	#10 OKLAHOMA	29-6																	

SCORING AND SPECIALTY STATS

Date	Opponent	1st Half		2nd Half (OT)		Total		Starters		Bench		In the Paint		Fast Break		2nd Chance		Off TOs	
		OU	Opp.	OU	Opp.	OU	Opp.	OU	Opp.	OU	Opp.	OU	Opp.	OU	Opp.	OU	Opp.	OU	Opp.
N4	Southern	40	15	36	29	76	44	56	29	20	15	52	16	12	2	14	6	15	13
N8	Virginia	44	27	51	24	95	51	61	46	34	10	66	14	32	8	16	6	23	11
N13	W. Carolina	56	25	66	31	122	56	67	38	55	18	68	8	33	3	20	9	31	6
N19	Wichita State	48	34	31	15	79	49	42	44	37	5	38	22	13	10	11	8	21	18
N22	UNLV	39	38	49	20	88	58	44	51	44	7	38	18	11	4	6	7	17	9
N25	DePaul	48	31	37	31	85	62	52	41	33	21	48	26	18	2	14	15	14	11
N27	#13 Duke	35	46	59 (5)	48 (15)	99	109	80	81	19	28	48	30	5	21	8	8	15	21
D4	#22 Louisville	29	41	49	31	78	72	61	44	17	28	30	22	5	2	10	12	19	28
D8	Alabama State	68	29	42	17	110	46	55	29	55	17	50	16	24	4	13	6	40	6
D15	Oral Roberts	49	19	45	35	94	54	47	29	47	25	48	30	17	3	28	4	25	8
D17	#20 Michigan	30	30	42	32	72	62	49	53	23	9	26	28	11	13	11	7	20	18
D22	Omaha	52	34	59	31	111	65	61	43	50	22	50	24	18	7	26	10	29	13
D29	New Mexico State	31	26	51	38	82	64	59	56	23	8	40	18	5	4	24	2	19	15
J2	#5 Texas	39	40	34	40	73	80	53	47	20	33	34	26	1	10	23	17	15	28
J5	#15 Tennessee	46	39	41	47	87	86	42	77	45	9	48	48	41	23	13	12	20	30
J9	Mississippi State	32	33	45	48	77	81	53	59	24	22	32	30	20	14	11	10	12	25
J12	Texas A&M	44	23	33	41	77	62	49	42	28	20	32	14	4	0	10	17	17	15
J16	Missouri	39	32	41	31	80	63	60	44	20	19	30	26	11	7	11	6	23	18
J19	#2 South Carolina	24	49	36	52	60	101	39	48	21	53	26	44	20	30	5	17	5	32
J26	Georgia	54	30	32	25	86	55	48	27	38	28	32	26	11	0	14	10	16	20
J30	#7 LSU	42	52	58	55	100	107	73	94	27	13	46	28	24	21	13	20	25	22
F2	#12 Kentucky	36	45	50	50	86	95	69	83	17	12	38	22	25	15	10	5	5	25
F6	Ole Miss	31	29	35	27	66	56	51	43	15	13	28	36	10	6	10	16	16	22
F10	Auburn	44	35	29	36	73	71	52	34	21	37	38	34	5	12	13	9	20	26
F16	Missouri	40	44	42	22	82	66	49	40	33	26	34	32	9	7	19	1	21	19
F20	Vanderbilt	43	37	58	34	101	81	70	62	31	19	44	12	12	13	18	7	9	21
F23	Arkansas	40	32	54	22	94	54	75	43	19	11	46	18	20	19	15	5	22	14
F27	Florida	44	32	45	33	89	65	62	51	27	14	36	24	21	7	13	4	17	17
M2	#20 Alabama	45	45	46	39	91	84	69	81	22	3	36	28	21	9	17	9	12	19
M6	Georgia	36	29	34	23	70	52	38	32	32	20	38	18	0	0	16	19	10	10
M7	#12 Kentucky	26	31	43	34	69	65	51	61	18	4	30	24	2	6	7	5	14	10
M8	#5 South Carolina	28	45	47	48	75	93	55	37	20	56	26	50	10	10	11	20	4	22
M22	FGCU	36	26	45	32	81	58	65	39	16	19	38	18	0	5	27	5	6	11
M24	Iowa	38	27	58	35	96	62	63	47	33	15	38	24	5	0	22	5	18	16
		1st Half		2nd Half (OT)		Total		Starters		Bench		In the Paint		Fast Break		2nd Chance		Off TOs	
		OU	Opp.	OU	Opp.	OU	Opp.	OU	Opp.	OU	Opp.	OU	Opp.	OU	Opp.	OU	Opp.	OU	Opp.
Totals		1376	1118	1464	1108	2904	2329	1920	1675	984	659	1352	854	476	297	499	319	595	599
Season Average		40.5	33.9	44.4	33.6	85.4	68.5	56.5	49.3	28.9	19.4	39.8	25.1	14.0	8.7	14.7	9.4	17.5	17.6
SEC Average (incl. post)		38.6	37.2	42.3	37.2	80.8	74.6	55.7	52.9	25.2	21.7	35.5	28.4	14.1	11.0	13.1	11.0	14.9	20.8

START CHART

1	2	3	4	5	GAME NUMBERS	TOTAL GAMES	RECORD
Tot	Verhulst	Williams	Vann	Beers	1-19	19	15-4
R. Scott	Verhulst	Williams	Vann	Beers	20-22, 25-34	13	10-3
R. Scott	Verhulst	Williams	Vann	L. Scott	23-24	2	2-0

CAREER STARTS AS A SOONER

PLAYER	'21	'22	'23	'24	'25	TOTAL	CONSECUTIVE	RECORD AS OU STARTER
Skylar Vann	-	6	1	32	34	73	58	54-19
Sahara Williams	-	-	-	33	34	67	67	50-16
Payton Verhulst	-	-	-	32	34	66	59	49-16
Raegan Beers	-	-	-	-	32	32	10	25-7
Reyna Scott	-	-	-	-	15	15	14	12-3
Nevaeh Tot	21	18	33	33	19	124	0	90-34
Liz Scott	5	24	33	-	2	64	0	49-15
Lexy Keys	-	-	-	33	-	33	0	23-10
Beatrice Culliton	-	-	-	2	-	2	0	1-1

DOUBLE-DIGIT PERFORMANCES AND LEADERS

	10+ POINTS	20+ POINTS	30+ POINTS	10+ REBOUNDS	10+ ASSISTS	DOUBLE-DOUBLES	LED OU IN...		
							POINTS	REBOUNDS	ASSISTS
#0 Beatrice Culliton	-	-	-	1	-	-	-	2	2
#1 Nevaeh Tot	-	-	-	-	-	-	-	-	8
#2 Reyna Scott	5	-	-	-	-	-	-	-	4
#3 Zya Vann	12	-	-	-	-	-	1	-	3
#4 Caya Smith	-	-	-	-	-	-	-	-	-
#5 Kiersten Johnson	1	-	-	-	-	-	-	1	-
#6 Sahara Williams	20	1	-	1	-	-	2	2	4
#12 Payton Verhulst	27	6	1	3	1	3*	14	6	14
#15 Lexy Keys	5	-	-	-	-	-	-	-	2
#20 Aubrey Joens	1	-	-	-	-	-	-	-	-
#24 Skylar Vann	17	3	-	1	-	-	5	2	7
#25 Landry Allen	-	-	-	-	-	-	-	-	-
#34 Liz Scott	9	-	-	-	-	-	-	2	-
#52 Raegan Beers	28	13	2	15	-	14	15	26	1

*Triple-double vs. Duke

GAME MARGINS

	1	2	3	4	5	6	7	8	9	10	11	12	13	14	15	16+
Wins by...	1	1	-	1	-	1	1	-	-	2	-	-	-	-	1	19
Losses by...	-	-	-	1	-	-	2	-	1	1	-	-	-	-	-	2

OU IN GAMES DECIDED BY...

5 points or less.....	3-1
6-10 points.....	4-4
11-19 points.....	5-0
20 or more points.....	15-2

LEADS AND DEFICITS

Largest lead.....	68 vs. Western Carolina	Largest halftime deficit in a win.....	12 at #22 Louisville
Largest deficit.....	43 at #2 South Carolina	Largest deficit in a win.....	17 at #22 Louisville
Largest halftime lead.....	39 vs. Alabama State	Largest winning margin.....	66 vs. Western Carolina
Largest halftime deficit.....	25 at #2 South Carolina	Largest losing margin.....	41 at #2 South Carolina

OKLAHOMA'S RECORD WHEN...

Home.....	15-2	Fewer 3-point field goals.....	5-5
Road.....	8-3	Same 3-point field goals.....	2-0
Neutral Site.....	4-2	Bench outscores opponent bench.....	24-3
Overtime.....	0-0	Fewer or same bench points.....	3-4
vs. SEC opponents (regular & postseason).....	13-6	More points in the paint.....	24-5
Non-Conference Games.....	14-1	Fewer or same points in the paint.....	3-2
vs. AP Top 25 opponents.....	5-6	More fast break points.....	21-3
On no days rest.....	2-1	Fewer or same fast break points.....	6-4
On one days rest.....	1-1	More second chance points.....	23-3
On two days rest.....	6-2	Fewer or same second chance points.....	6-4
On three days rest.....	8-3	Outrebound opponent.....	24-3
On four days rest.....	3-0	Tied or outrebounded by opponent.....	3-4
One five+ days rest.....	7-0	Same or fewer TOs than opp.	13-0
Ahead after the first quarter.....	22-2	More TOs than opp.	14-7
Behind or tied after the first quarter.....	5-5	Score fewer than 50 pts.....	0-0
Ahead at the half.....	22-0	Score 50-59 pts.....	0-0
Behind at the half.....	3-7	Score 60-69 pts.....	2-1
Tied at the half.....	2-0	Score 70-79 pts.....	7-3
Ahead after the third quarter.....	25-0	Score 80-89 pts.....	9-1
Behind or tied after the third quarter.....	2-7	Score 90 or more pts.....	9-2
FG% of .500 or more.....	6-2	Allow fewer than 50 pts.....	3-0
FG% less than .500.....	21-5	Allow 50-59 pts.....	9-0
Better FG% than opp.....	24-2	Allow 60-69 pts.....	10-0
Worse FG% than opp.....	3-4	Allow 70-79 pts.....	2-0
Same FG% as opp.....	0-0	Allow 80-89 pts.....	3-2
More 3-point field goals.....	20-2	Allow 90 or more pts.....	0-5

TEAM HIGHS AND LOWS

OKLAHOMA

	HIGH	LOW
Points	122, Western Carolina	60 at South Carolina
Points in a Quarter	36 (4Q) vs. Duke	7 (2Q) at Ole Miss
Points in a Half	68 (1H) vs. Alabama State	24 (1H) at South Carolina
Points in an Overtime Period	5 vs. Duke	5 vs. Duke
Field Goals	48 vs. Western Carolina	22 at Ole Miss
Field Goal Attempts	90 vs. Virginia	52 at Ole Miss
Field Goal Percentage	.632 vs. Western Carolina	.358 at South Carolina
3-Point Field Goals	16 vs. Alabama State	2 vs. Texas
3-Point Field Goal Attempts	37 vs. Alabama State	14 at Ole Miss
3-Point Field Goal Percentage (min. 10 att.)	.556 vs. Western Carolina	.125 vs. Texas
Free Throws Made	24 vs. Alabama	5 at South Carolina
Free Throw Attempts	31 at LSU, vs. Alabama	8 at UNLV
Free Throw Percentage (min. 10 att.)	.895 at Missouri	.500 (2x); at Wichita State, at South Carolina
Offensive Rebounds	25 vs. Virginia	6 vs. Missouri
Defensive Rebounds	49 vs. FGCU	21 at Missouri
Total Rebounds	72 vs. FGCU	31 vs. Missouri
Personal Fouls	28 at LSU	9 vs. New Mexico State
Assists	33 vs. Duke	13 vs. Michigan
Turnovers	31 at Tennessee	10 vs. Western Carolina
Blocked Shots	10 vs. DePaul	0 at Tennessee
Steals	16 vs. Virginia	3 at South Carolina, FGCU

OPPONENTS

	HIGH	LOW
Points	109, Duke	44, Southern
Points in a Quarter	32 (2x); [2Q, LSU], [4Q, Kentucky]	4 (3Q), UNLV
Points in a Half	55 (2H), LSU	15 (2x); (1H) Southern, (2H) Wichita State
Points in an Overtime Period	15, Duke	15, Duke
Field Goals	40, Duke	16, Southern
Field Goal Attempts	81 (2x); Tennessee, South Carolina	50, Missouri
Field Goal Percentage	.563, Duke	.236, FGCU
3-Point Field Goals	14 (2x); Kentucky, Vanderbilt	2, Ole Miss
3-Point Field Goal Attempts	41, FGCU	6 vs. Texas
3-Point Field Goal Percentage (min. 10 att.)	.550, Duke	.000, Ole Miss
Free Throws Made	23 (2x); Texas A&M, LSU	2, Tennessee
Free Throw Attempts	32, LSU	7, Tennessee, Iowa
Free Throw Percentage (min. 10 att.)	.889, FGCU	.545, Virginia
Offensive Rebounds	20, DePaul	4, Southern
Defensive Rebounds	31, UNLV	15, Western Carolina
Total Rebounds	44 (2x); Texas A&M, South Carolina	21, Southern
Personal Fouls	29 (2x); Louisville, Texas	11, South Carolina
Assists	38, Duke	5, Omaha
Turnovers	27, Alabama State	6, South Carolina
Blocked Shots	7, Virginia	0 (5x); UNLV, Oral Roberts, New Mexico State, Georgia, Vanderbilt
Steals	19, Tennessee	3, Arkansas

TOP PLAYER PERFORMANCES

OKLAHOMA HIGHS

Points	38, Payton Verhulst vs. Missouri (1/16/25)
Points in a Quarter	20 (3Q), Payton Verhulst vs. Missouri (1/16/25)
Points in a Half	23 (2H), Payton Verhulst vs. Missouri (1/16/25)
FGM	13, Payton Verhulst vs. Missouri (1/16/25)
FGA	23, Payton Verhulst vs. Texas (1/2/25)
FG% (min. 5 made)	1.000% (8-8), Raegan Beers at LSU (1/30/25)
3PM	6, Payton Verhulst vs. Missouri (1/16/25)
3PA	11 (2x); MR: Payton Verhulst at Tennessee (1/5/25)
3P% (min. 3 made)	1.000 (3-3), 5x; MR: Raegan Beers at Arkansas (2/23/25)
FTM	10, Raegan Beers vs. Texas A&M (1/12/25)
FTA	11 (2x); MR: Raegan Beers vs. Vanderbilt (2/20/25)
FT% (min. 5 made)	1.000 (9-9), Sahara Williams vs. Kentucky (2/2/25)
Rebounds	18, Raegan Beers vs. FGCU (3/22/25)
Assists	10, Payton Verhulst vs. Duke (11/27/24)
Turnovers	9, Sahara Williams at Louisville (12/4/24)
Blocked Shots	4, (2x); MR: Raegan Beers vs. Iowa (3/24/25)
Steals	4 (5x); MR: Skylar Vann at Florida (2/27/25)

OPPONENT HIGHS

Points	43, Georgia Amooore, Kentucky (2/2/25)
FGM	15, Georgia Amooore, Kentucky (2/2/25)
FGA	24, Zaay Green, Alabama (3/2/25)
FG% (min. 5 made)	.800 (8-10), Joyce Edwards, South Carolina (1/19/25)
3PM	7 (2x); MR: Mikayla Blakes, Vanderbilt (2/20/25)
3PA	12 (2x); MR: Mikayla Blakes, Vanderbilt (2/20/25)
3P% (min. 3 made)	.800 (4-5), Jordan Lee, Texas (1/2/25)
FTM	9 (2x); MR: Sahara Jones, Texas A&M (1/12/25)
FTA	12, Sahara Jones, Texas A&M (1/12/25)
FT% (min. 5 made)	1.000 (6-6), Emani Jefferson, FGCU (3/22/25)
Rebounds	12, Aneesah Morrow, LSU (1/30/25)
Assists	9 (2x); MR: Shayeann Day-Wilson, LSU (1/30/25)
Turnovers	7 (2x); MR: Flau'Jae Johnson, LSU (1/30/25)
Blocked Shots	3, Sania Feagin, South Carolina (1/19/25)
Steals	9, Talaysia Cooper, Tennessee (1/5/25)

OKLAHOMA TOP PLAYER PERFORMANCES

POINTS (min. 20)

38	Payton Verhulst vs. Missouri (1/16/25)
30	Raegan Beers vs. Vanderbilt (2/20/25)
30	Raegan Beers at Arkansas (2/23/25)
29	Payton Verhulst vs. Duke (11/27/24)
28	Raegan Beers vs. Omaha (12/22/24)
27	Raegan Beers vs. Western Carolina (11/13/24)
27	Sahara Williams vs. Kentucky (2/2/25)
26	Raegan Beers vs. Virginia (11/8/24)
26	Raegan Beers vs. Duke (11/27/24)
26	Payton Verhulst at LSU (1/30/25)
25	Raegan Beers vs. FGCU (3/22/25)
24	Payton Verhulst vs. Alabama (3/2/25)
24	Skylar Vann vs. FGCU (3/22/25)
23	Payton Verhulst vs. Texas (1/2/25)
23	Raegan Beers at South Carolina (1/19/25)
22	Raegan Beers vs. Alabama (3/2/25)
21	Raegan Beers vs. Southern (11/4/24)
21	Payton Verhulst at Louisville (12/4/24)
20	Skylar Vann vs. Alabama State (12/8/24)
20	Raegan Beers at LSU (1/30/25)
20	Skylar Vann vs. Auburn (2/10/25)

REBOUNDS (min. 10)

18	Raegan Beers vs. FGCU (3/22/25)
14	Raegan Beers vs. Southern (11/4/24)
14	Raegan Beers vs. Virginia (11/8/24)
14	Raegan Beers vs. Vanderbilt (2/20/25)
13	Raegan Beers vs. Iowa (3/24/25)
12	Raegan Beers vs. New Mexico State (12/29/24)
11	Raegan Beers at Wichita State (11/19/24)
11	Raegan Beers at Louisville (12/4/24)
11	Raegan Beers vs. Georgia (1/26/25)
11	Raegan Beers vs. Alabama (3/2/25)
10	11x (Beers 5x, Verhulst 3x, Culliton 1x, S. Vann 1x, Williams 1x)

ASSISTS (min. 6)

10	Payton Verhulst vs. Duke (11/27/24)
9	Payton Verhulst vs. DePaul (11/25/24)
9	Payton Verhulst vs. South Carolina (3/8/25)
8	Nevaeh Tot at UNLV (11/22/24)
8	Skylar Vann vs. Omaha (12/22/24)
8	Nevaeh Tot at Tennessee (1/5/25)
8	Reyna Scott at LSU (1/30/25)
7	Reyna Scott vs. Alabama State (12/8/24)
7	Payton Verhulst vs. Texas A&M (1/12/25)
6	7x (Tot 3x, Verhulst 2x, Williams 1x, R. Scott 1x)

BLOCKED SHOTS (min. 3)

4	Raegan Beers vs. New Mexico State (12/29/24)
4	Raegan Beers vs. Iowa (3/24/25)
3	Payton Verhulst vs. Virginia (11/8/24)
3	Payton Verhulst at Ole Miss (2/6/25)
3	Landry Allen at Florida (2/27/25)

STEALS (min. 3 steals)

4	Nevaeh Tot vs. Virginia (11/8/24)
4	Zya Vann vs. Oral Roberts (12/15/24)
4	Zya Vann vs. Omaha (12/22/24)
4	Zya Vann at LSU (1/30/25)
4	Skylar Vann at Florida (2/27/25)
3	24x (Verhulst 7x, Williams 4x, R. Scott 3x, Z. Vann 3x, Beers/Keys/S. Vann 2x, L. Scott 1x)

3-POINT FIELD GOALS (min. 3)

6	Payton Verhulst vs. Missouri (1/16/25)
4	Payton Verhulst vs. DePaul (11/25/24)
4	Payton Verhulst vs. Duke (11/27/24)
4	Payton Verhulst at Louisville (12/4/24)
4	Aubrey Joens vs. Alabama State (12/8/24)
4	Payton Verhulst vs. Oral Roberts (12/15/24)
4	Payton Verhulst at Tennessee (1/5/25)
4	Payton Verhulst vs. Vanderbilt (2/20/25)
4	Payton Verhulst vs. Alabama (3/2/25)
3	24x (Keys 8x, Verhulst 7x, Williams 3x, S. Vann 3x, Joens/Beers/Z. Vann 1x)

LAST TIME AN OKLAHOMA TEAM...

Scored 100 points	Oklahoma 101, Vanderbilt 81 in Norman (Feb. 20, 2025)
Scored 100 points and lost	LSU 107, Oklahoma 100 in Baton Rouge, La. (Jan. 30, 2025)
Scored 110 points	Oklahoma 111, Omaha 65 in Norman (Dec. 22, 2024)
Scored 115 points	Oklahoma 122, Western Carolina 56 in Norman (Nov. 13, 2024)*
Scored 120 points	Oklahoma 122, Western Carolina 56 in Norman (Nov. 13, 2024)*
Scored 90 points in regulation	Oklahoma 96, Iowa 62 in Norman (March, 24, 2025)
Scored 90 points vs. a "High Major" team (non-conference)	Oklahoma 96, Iowa 62 in Norman (March, 24, 2025)
Scored 90 points vs. a "High Major" team (conference)	Oklahoma 94, Arkansas 54 in Fayetteville, Ark. (Feb. 23, 2025)
Scored 95 points in a conference game	Oklahoma 101, Vanderbilt 81 in Norman (Feb. 20, 2025)
Scored 100 points in a conference game	Oklahoma 101, Vanderbilt 81 in Norman (Feb. 20, 2025)
Scored 90 points vs. a team ranked in the AP Poll	#7 LSU 107, #13 Oklahoma 100 in Baton Rouge, La. (Jan. 30, 2025)
Beat a team ranked in the AP Poll at home	#20 Oklahoma 71, #3 Texas 70 in Norman (Feb. 28, 2024)
Beat a team ranked in the AP Poll in true road game	#9 Oklahoma 87, #15 Tennessee 86 in Knoxville, Tenn. (Jan. 5, 2025)
Beat a team ranked in the AP Poll at neutral site	#10 Oklahoma 72, #20 Michigan 62 in Charlotte, N.C. (Dec. 17, 2024)
Beat a non-conference opponent ranked in the AP Poll in true road game	#11 Oklahoma 78, #22 Louisville 72 in Louisville, Ky. (Dec. 4, 2024)
Beat a team receiving votes in the AP poll	#15 Oklahoma 66, Ole Miss 56 in Oxford, Miss. (Feb. 6, 2025)
Beat a team ranked in the AP Top 25	#9 Oklahoma 87, #15 Tennessee 86 in Knoxville, Tenn. (Jan. 5, 2025)
Beat a team ranked in the AP Top 15	#9 Oklahoma 87, #15 Tennessee 86 in Knoxville, Tenn. (Jan. 5, 2025)
Beat a team ranked in the AP Top 10	#20 Oklahoma 71, #3 Texas 70 in Norman (Feb. 28, 2024)
Back-to-back wins vs. an AP Top 10 opponents	#18 Oklahoma 65, #9 Texas 63 in Norman (Jan. 29, 2022) and #18 Oklahoma 78, #9 Baylor 77 in Waco, Texas (Feb. 2, 2022)
Beat a team ranked in the AP Top 5	#20 Oklahoma 71, #3 Texas 70 in Norman (Feb. 28, 2024)
Beat a team ranked in the AP Top 2	Oklahoma 66, #2 Kansas State 63 in Norman (Jan. 31, 2024)
Beat the team ranked No. 1 in the AP Poll	Never
Scored at least 30 points in a quarter	32 (3Q) at Arkansas in Fayetteville, Ark. (Feb. 23, 2025)
Scored at least 60 points in a half	68 (1H) vs. Alabama State in Norman (Dec. 8, 2024)
Scored at least 50 points in a half	55 (2H) at Florida in Gainesville, Fla. (Feb. 27, 2025)
Had 40+ rebound margin	40 - Oklahoma 65, Northwestern State 25 in Norman (Nov. 30, 2022)
Had 35+ rebound margin	37 - Oklahoma 72, FGCU 35 in Norman (March 22, 2025)
Had 25+ rebound margin	31 - Oklahoma 64, Iowa 33 in Norman (March 24, 2025)
Had 20+ rebound margin	31 - Oklahoma 64, Iowa 33 in Norman (March 24, 2025)
Attempted 35 free throws	35 vs. West Virginia in Norman (Feb. 5, 2022)
Attempted 40 free throws	41 at Iowa State in Ames, Iowa (Jan. 19, 2019)
Attempted 5 free throws or less	4 at Nebraska in Lincoln, Neb. (Jan. 10, 2009)
Made 30 free throws	32 vs. Houston in Norman (Nov. 25, 2020)
Had 35 assists	35 vs. Oklahoma City in Norman (Feb. 9, 1983)*
Had 30 assists	32 vs. Omaha in Norman (Dec. 22, 2024)
Had 25 assists	27 at Arkansas in Fayetteville, Ark. (Feb. 23, 2025)
Had 25 turnovers	26 at Ole Miss in Oxford, Miss. (Feb. 6, 2025)
Had 25 steals	27 vs. Portland State in Las Vegas, Nev. (Dec. 21, 2016)
Had 20-24 steals	20 vs. Alabama State (Nov. 15, 2023)
Had 15-19 steals	16 vs. Virginia in Norman (Nov. 8, 2024)
Had 10-14 blocks	10 vs. DePaul in Las Vegas, Nev. (Nov. 25, 2024)
Had 15 blocks	15 vs. Texas in Oklahoma City, Okla. (Mar. 7, 2007)
Played an overtime game	Duke 109, Oklahoma (OT) in Henderson, Nev. (Nov. 27, 2024)
Won an overtime game	Oklahoma 90, Kansas State 86 (OT) in Norman (March 1, 2023)
Lost an overtime game	Duke 109, Oklahoma (OT) in Henderson, Nev. (Nov. 27, 2024)
Played a double overtime game	Oklahoma 101, West Virginia 99 (2OT) in Norman (Feb. 5, 2022)
Played three or more overtimes	Never
Shot 60% for a game	63.2% (48-76) vs. Western Carolina in Norman (Nov. 13, 2024)
Shot 65% for a game	66.0% (33-50) vs. Kansas in Norman (Jan. 25, 2001)
Shot less than 30% for a game	27.1% (19-70) at Kansas State in Manhattan, Kan. (Jan. 10, 2024)
Shot 90% from the free throw line (min. 10 attempts)	92.3% (12-13) at Indiana in Bloomington, Ind. (March 25, 2024)
Shot 50% from 3-point line (min. 10 attempts)	50.0% (7-14) at Ole Miss in Oxford, Miss. (Feb. 6, 2025)
Shot 60% from the 3-point line (min. 10 attempts)	61.9% (13-21) at West Virginia in Morgantown, W.Va. (Feb. 17, 2024)
Shot 20-30% in a half	29.0% (11-38) - 1H - at South Carolina in Columbia, S.C. (Jan. 19, 2025)
Shot less than 20% in a half	12.9% (4-31) vs. North Carolina in Charlotte, N.C. (Dec. 19, 2023)
Made at least 10 3-point field goals	11 vs. Iowa in Norman (March 24, 2025)
Made 15 3-point field goals	16 vs. Alabama State in Norman (Dec. 8, 2024)
Held three consecutive opp. to 30% or less	Southern, 26% (Nov. 4, 2024) - Virginia, 27% (Nov. 8, 2024) - W. Carolina, 29% (Nov. 13, 2024) - Wichita State, 30% (Nov. 19, 2024)
Held four consecutive opp. to 30% or less	Southern, 26% (Nov. 4, 2024) - Virginia, 27% (Nov. 8, 2024) - W. Carolina, 29% (Nov. 13, 2024) - Wichita State, 30% (Nov. 19, 2024)
Held a conference opponent to 30% or less	26.9%, Texas A&M in Norman (Jan. 12, 2025)
Failed to make a 3-point field goal	0-17 at West Virginia in Morgantown, W. Va. (Feb. 17, 2016)
Had at least 70 rebounds	72 vs. FGCU in Norman (March 22, 2025)
Had at least 65 rebounds	72 vs. FGCU in Norman (March 22, 2025)
Had at least 60 rebounds	64 vs. Iowa in Norman (March 24, 2025)
Had at least 50 rebounds	64 vs. Iowa in Norman (March 24, 2025)
Had back-to-back 50-rebound games	(March 24-26 - 2 games, active): FGCU (72), Iowa (64)
Three consecutive 50-rebound games	(Feb. 20-27 - 3 games): Vanderbilt (54), Arkansas (54) and Florida (52)
Four consecutive 50-rebound games	(Nov. 8-25, 2024 - 6 games): Southern (54), Virginia (66), Western Carolina (54), Wichita State (53), UNLV (51), DePaul (52)*
Five consecutive 50-rebound games	(Nov. 8-25, 2024 - 6 games): Southern (54), Virginia (66), Western Carolina (54), Wichita State (53), UNLV (51), DePaul (52)*
Six consecutive 50-rebound games	(Nov. 8-25, 2024 - 6 games): Southern (54), Virginia (66), Western Carolina (54), Wichita State (53), UNLV (51), DePaul (52)*
Scored less than 10 points in a quarter	7 (2Q) at Ole Miss in Oxford, Miss. (Feb. 6, 2025)
Scored less than 20 points in a 1st half	16 at Baylor in Waco, Texas (Feb. 16, 2019)
Scored less than 20 points in a 2nd half	16 vs. North Carolina in Charlotte, N.C. (Dec. 19, 2023)
Scored 41-50 in a game	45 vs. Texas in Norman (Feb. 25, 2023)
Scored less than 40 points in a game	36 vs. Texas in Austin, Texas (Feb. 26, 2005)
Erased a 15-point deficit in a win at home	15 points - Oklahoma 71, Texas 70 in Norman in Norman (Feb. 28, 2024)
Erased a 15-point deficit in a win on road	17 points - Oklahoma 78, Louisville 72 in Louisville, Ky. (Dec. 4, 2024)
Erased a 10-point deficit in a win	17 points - Oklahoma 78, Louisville 72 in Louisville, Ky. (Dec. 4, 2024)

LAST TIME AN OKLAHOMA OPPONENT...

Shot 30% or less in a game (conference)	FGCU, 23.6% in Norman (March 22, 2025)
Shot 30% or less in a game (non-conference)	FGCU, 23.6% in Norman (March 22, 2025)
Shot 60% in a game	Baylor, 62.0% (44-71) in Waco, Texas (Feb. 22, 2020)
Did not make a field goal in a quarter	Kansas (1Q) in Lawrence, Kan. (Feb. 10, 2018)
Scored less than 10 points in a quarter (conference)	6 (4Q), Arkansas in Fayetteville, Ark. (Feb. 23, 2025)
Scored less than 10 points in a quarter (non-conference)	6 (4Q), Omaha in Norman (Dec. 22, 2024)
Scored less than 10 points in all four quarters	Never
Scored less than 20 points in a 1st half	19, Oral Roberts in Norman (Dec. 15, 2024)
Scored less than 20 points in a 2nd half	17, Alabama State in Norman (Dec. 8, 2024)
Had a 20+ rebound margin	20, Utah in Salt Lake City, Utah (Nov. 16, 2022)
Had a 25+ rebound margin	26, Baylor (40-14) in Waco, Texas (Jan. 23, 2021)
Had 15 steals	15, Ole Miss in Oxford, Miss. (Feb. 6, 2025)
Had 40+ turnovers	42, Portland State, in Las Vegas, Nev. (Dec. 21, 2016)
Had 35 turnovers	37, North Texas in Denton, Texas (Dec. 7, 2014)
Had 30 turnovers	33, West Virginia in Norman (Feb. 5, 2022)
Had 25 turnovers	26, Michigan in Charlotte, N.C. (Dec. 17, 2024)
Had 50 rebounds	50, Princeton in Fort Myers, Fla. (Nov. 23, 2023)
Had 25 assists	26, South Carolina in Columbia, S.C. (Jan. 19, 2025)
Scored 41-50 points in a game	46, Alabama State in Norman (Dec. 8, 2024)
Scored 31-40 points in a game	40, Texas State in Norman (Dec. 13, 2020)
Scored 25 points or less	25, North Carolina Central in Norman (Jan. 4, 2009)
Scored 30 points or less	25, North Carolina Central in Norman (Jan. 4, 2009)
Made 10 3-point field goals	10, Iowa in Norman (March 24, 2025)
Made 15 3-point field goals	16, Notre Dame in Norman (March 21, 2022)
Failed to make a 3-point field goal	Ole Miss (0-12) in Oxford, Miss. (Feb. 6, 2025)
Had 10 blocks	13, Kansas State in Manhattan, Kan. (Jan. 10, 2024)
Did not attempt a free throw	Kansas State in Norman (Jan. 14, 2009)
Made 30 free throws	30, Iowa State in Ames, Iowa (Jan. 28, 2023)
Attempted 35+ free throws	36, Texas Tech in Norman (Feb. 16, 2022)
Scored 100 points	107, LSU in Baton Rouge, La. (Jan. 30, 2025)
Scored 100 points in regulation	107, LSU in Baton Rouge, La. (Jan. 30, 2025)
Scored 110 points	124, Utah in Salt Lake City, Utah (Nov. 16, 2022)*
Scored 115 points	124, Utah in Salt Lake City, Utah (Nov. 16, 2022)*
Scored 100 points at Oklahoma	108, Notre Dame in Norman (March 21, 2022)
Scored 100 points and lost	Never

LAST TIME AN OKLAHOMA PLAYER...

Scored 20 points	25, Raegan Beers and 24, Skylar Vann vs. FGCU in Norman (March 22, 2025)
Scored 25 points	25, Raegan Beers vs. FGCU in Norman (March 22, 2025)
Scored 30 points	30, Raegan Beers at Arkansas in Fayetteville, Ark. (Feb. 23, 2025)
Scored 35 points	38, Payton Verhulst vs. Missouri in Norman (Jan. 16, 2025)
Scored 40 points	45, Madi Williams vs. West Virginia in Norman (Jan. 3, 2021)*
Attempted 20 field goals	20, Raegan Beers vs. FGCU in Norman (March 22, 2025)
Attempted 25 field goals	30, Madi Williams vs. West Virginia in Norman (Jan. 3, 2021)
Had 5 blocks	5, Payton Verhulst vs. Baylor in Norman (Feb. 14, 2024)
Had 10 blocks	10, Courtney Paris vs. Texas Tech in Lubbock, Texas (March 1, 2006)
Had 5 steals	7, Lexy Keys vs. UCF in Norman (Dec. 30, 2023)
Had 10 steals	10, Maddie Manning vs. Portland State in Las Vegas, Nev. (Dec. 21, 2016)
Had 10 assists	10, Payton Verhulst vs. Duke in Henderson, Nev. (Nov. 27, 2024)
Had 15 assists	16, Dionnah Jackson vs. Texas A&M in College Station, Texas (Jan. 22, 2005)
Had 15 rebounds	18, Raegan Beers vs. FGCU in Norman (March 22, 2025)
Had 20 rebounds	20, Vionise Pierre-Louis vs. Oklahoma State in Norman (Jan. 20, 2018)
Made 10 field goals	10, Raegan Beers vs. FGCU in Norman (March 22, 2025)
Made 15 field goals	17, Madi Williams vs. West Virginia in Norman (Jan. 3, 2021)
Made 20 field goals	20, Courtney Paris vs. New Mexico in Norman (Dec. 30, 2006)*
Made 10 free throws	10-11, Raegan Beers vs. Texas A&M in Norman (Jan. 12, 2025)
Made at least 5 3-point field goals	6, Payton Verhulst vs. Missouri in Norman (Jan. 16, 2025)
Recorded a double-double	Raegan Beers (11pts/13reb) vs. Iowa in Norman (March 24, 2025)
Two players recorded a double-double	Raegan Beers (18pts/10reb) and Payton Verhulst (11pts/10reb) vs. Kentucky in Norman (Feb. 2, 2025)
Three players recorded a double-double	Aubrey Joens (11pts/11reb), Skylar Vann (13pts/12reb) and Madi Williams (16pts/10reb) vs. Northwestern State in Norman (Nov. 30, 2022)
Recorded a double-double with points and assists	Payton Verhulst (10pts/10ast) at Oklahoma State in Stillwater, Okla. (Feb. 3, 2024)
Recorded a double-double with points and steals	Maddie Manning (17 points/10 steals) vs. Portland State in Las Vegas, Nev. (Dec. 21, 2016)
Recorded a double-double with rebounds and assists	Mandy Simpson (10 reb/12 ast) at Kansas in Lawrence, Kan. (Feb. 2, 2020)
Recorded a triple-double	Payton Verhulst (29pts/10ast/10reb) vs. Duke in Henderson, Nev. (Nov. 27, 2024)
Recorded consecutive double-doubles	Raegan Beers (25pts/18reb vs. FGCU) and (11pts/13reb vs. Iowa) from March 24-26, 2025
Recorded three consecutive double-doubles	Madi Williams (13pts/11reb vs. BYU (Dec. 10, 2021) and 16pts/10reb vs. Eastern Mich. (Dec. 7, 2021) and 13pts/11reb vs. Mississippi St. (Dec. 4, 2021)
Record 112 consecutive double-doubles	112, Courtney Paris (Dec. 5, 2005-Feb. 2, 2009)
Had a double-double at halftime	Raegan Beers (18pts/11rebs in 1H) vs. Virginia (Nov. 8, 2024)
Five players scored in 10+	Skylar Vann (17), Payton Verhulst (16), Sahara Williams (13), Raegan Beers (11), Liz Scott (11), Zya Vann (10) vs. Iowa in Norman (March, 24, 2025)
Six players scored in 10+	Skylar Vann (17), Payton Verhulst (16), Sahara Williams (13), Raegan Beers (11), Liz Scott (11), Zya Vann (10) vs. Iowa in Norman (March, 24, 2025)
Seven players scored 10+	Nicole Griffin (14), Aaryn Ellenberg (28), Morgan Hook (12), Jelena Cerina (11), DaShawn Harden (15), Sharane Campbell (11), Whitney Hand (18) vs. Sacramento State in Norman (Nov. 13, 2011)

OKLAHOMA WOMEN'S BASKETBALL GAME NOTES

Eight players scored in 10+	Ashley Paris (12), Amanda Thompson (12), Courtney Paris (14), Nyeshia Stevenson (12), Jenny Vining (18), Abi Olajuwon (12), Carlee Roethlisberger (10) and Rose Hammond (12) vs. Central Arkansas in Norman (Dec. 20, 2007)*
No players scored 10+	Never
Only one player scored 10+	Payton Verhulst (38) vs. Missouri in Norman (Jan. 16, 2025)
Two players scored 20+	Raegan Beers (25) and Skylar Vann (24) vs. FGCU in Norman (March 22, 2025)
Scored 20 points and had 20 rebounds	Courtney Paris (23pts/20rebs) vs. Texas Tech in Lubbock, Texas (Feb. 17, 2009)
Three players scored 20+	Vionise Pierre-Louis (25), Shaina Pellington (23) and Maddie Manning (20) at DePaul in Chicago, Ill. (Nov. 13, 2017)
Two players had 10 rebounds	Raegan Beers (18) and Sahara Williams (10) vs. FGCU in Norman (March 22, 2025)
Two players had 10 rebounds in consecutive games	R. Beers (10) and P. Verhulst (10) vs. Kentucky (Feb. 2, 2025) / B. Culliton (10) and P. Verhulst (10) at Ole Miss (Feb. 6, 2025)
Three players had 10 rebounds	Skylar Vann (12), Aubrey Joens (11) and Madi Williams (10) vs. Northwestern State in Norman (Nov. 30, 2022)
Played every minute	Taylor Robertson (50) vs. West Virginia in Norman (Feb. 5, 2022)
Played more than 40 minutes	Taylor Robertson (50) vs. West Virginia in Norman (Feb. 5, 2022)
Played 50 minutes	Taylor Robertson (50) vs. West Virginia in Norman (Feb. 5, 2022)*
Back-to-back 20-point games	Raegan Beers (30-30) from Feb. 20-23, 2025
Three consecutive 20-point games	Raegan Beers (22-22-20) from March 2-7, 2025
Four consecutive 20-point games	Ana Llanusa (28-24-23-20) from Dec. 31, 2023 to Jan. 11, 2023
Back-to-back 25-point games	Raegan Beers (30-30) from Feb. 20-23, 2025
Three consecutive 25-point games	Courtney Paris (32-33-28) from Feb. 21-28, 2007
Back-to-back 30-point games	Raegan Beers (30-30) from Feb. 20-23, 2025

LAST TIME AN OPPOSING PLAYER...

Recorded a double-double	Aneesah Morrow (21pts/12reb), LSU in Baton Rouge, La. (Jan. 30, 2025)
Two players recorded a double-double	Summer Hemphill (26pts/12reb) and Adebola Adeyeye (12pts/13reb), Buffalo in The Bahamas (Nov. 21, 2021)
Recorded a double-double with points and assists	Chrislyn Carr (23pts/11ast), Texas Tech in Norman (March 7, 2020)
Had 5 blocks	5, Ayoka Lee, Kansas State in Manhattan, Kan. (Jan. 10, 2024)
Had 5 steals	5, Starr Jacobs, Ole Miss in Oxford, Miss. (Feb. 6, 2025)
Had 10 steals	11, Lauren Heard, TCU in Norman (March 4, 2021)
Had 10 assists	10, Emily Ryan, Iowa State in Kansas City (March 11, 2024)
Had 15 assists	16, Aisia Robertson, New Mexico in Albuquerque, N.M. (Nov. 28, 2018)
Had 20 rebounds	20, Lauren Gustin, BYU in Provo, Utah (Jan. 3, 2024)
Had 15 rebounds	20, Lauren Gustin, BYU in Provo, Utah (Jan. 3, 2024)
Had 10 blocks	10, Brittney Griner, Baylor in Kansas City, Mo. (Mar. 12, 2010)
Scored 30 points (non-conference)	35, Reigan Richardson, Duke in Henderson, Nev. (Nov. 27, 2024)
Scored 30 points (conference)	34, Mikayla Blakes, Vanderbilt in Norman (Feb. 20, 2025)
Scored 35 or more points (non-conference)	35, Reigan Richardson, Duke in Henderson, Nev. (Nov. 27, 2024)
Scored 35 points or more (conference)	43, Georgia Amooore, Kentucky in Norman (Feb. 2, 2025)
Scored 40 points or more	43, Georgia Amooore, Kentucky in Norman (Feb. 2, 2025)
Scored 50 points or more	61, Ayoka Lee, Kansas State in Manhattan, Kan. (Jan. 23, 2022)
Attempted 25 field goals	32, NaLyssa Smith, Baylor in Kansas City, Mo. (March 12, 2022)
Made 15 field goals	15, Georgia Amooore, Kentucky in Norman (Feb. 2, 2025)
Made 15 free throws	15, Ayoka Lee, Kansas State in Manhattan, Kan. (Jan. 23, 2022)
Scored 20 points and had 20 rebounds	Ayoka Lee (23pts/20reb), Kansas State in Manhattan, Kan. (Jan. 25, 2020)
Two players scored 20 points	Mikaylah Williams (37), Flau'Jae Johnson (25) and Aneesah Morrow (21), LSU in Baton Rouge, La. (Jan. 30, 2025)
Three players scored 20 points	Mikaylah Williams (37), Flau'Jae Johnson (25) and Aneesah Morrow (21), LSU in Baton Rouge, La. (Jan. 30, 2025)
Six players scored in double figures	Gianna Kneepkens (24), Kennady McQueen (21) and Alissa Pili (21), Isabel Parmer (17), Dasia Young (13), Teya Sidberry (10) Utah in Salt Lake City, Utah (Nov. 16, 2022)
Committed 10+ turnovers	10, Jayla Hemingway, West Virginia in Norman (Feb. 5, 2022)
Recorded a triple-double	Alexis Jones (24pts/12reb/10ast), Baylor in Waco, Texas (Jan. 29, 2017)

*Indicates school record

JENNIE BARANCZYK

FOURTH YEAR AT OKLAHOMA • 10 STRAIGHT POSTSEASON APPEARANCES

2022, 2023, 2024 NATIONAL COACH OF THE YEAR FINALIST • FOUR STRAIGHT 20-WIN SEASONS

2024 BIG 12 COACH OF THE YEAR • 7 NCAA TOURNAMENTS

2023, 2024 BIG 12 CHAMPIONS • 5 CONFERENCE CHAMPIONSHIPS



Jennie Baranczyk was named the ninth head coach of the Oklahoma women's basketball program on April 10, 2021. She is in her fourth season at the helm in 2024-25 and ushered the program into a new chapter in the Southeastern Conference.

Baranczyk (pronounced buh-RON-check), a 13-year head coach, spent nine seasons at Drake before starting her Oklahoma tenure in 2021-22. In each of her first three seasons in Norman, Baranczyk was a National Coach of the Year semifinalist and was named the 2024 Big 12 Coach of the Year. Her 74-26 (.740) record through three seasons was the best three-year start in program history.

Her teams have reached 20 wins in 10 of the last 11 seasons, including four consecutive 23-plus wins at Oklahoma. She's led her teams to seven NCAA Tournaments and produced 36 all-conference honorees as a head coach.

Baranczyk delivered the program's second-straight Big 12 Conference regular season championship during her third campaign as the Sooners' head coach. Her efforts earned her Big 12 Coach of the Year honors, and she was a semifinalist for the Naismith National Coach of the Year award. The conference title was OU's first outright conference title since 2009, as OU compiled a 15-3 league record and a 23-10 overall record. Oklahoma was tabbed as a fifth seed in the program's third consecutive NCAA Tournament, where Baranczyk led OU to the second round.

Baranczyk and her staff saw Skylar Vann claim OU's first Big 12 Player of the Year honor in 15 years, while Payton Verhulst was named the league's Newcomer of the Year. Four Oklahoma players received All-Big 12 honors, with Vann and Verhulst making the first team and Nevaeh Tot and Sahara Williams receiving honorable mentions. Vann and Verhulst both earned All-America honors, pushing Baranczyk's All-America total to five as the Oklahoma head coach.

In her second season, Baranczyk guided the Sooners to their first Big 12 championship since 2009, sharing the regular season title with a 14-4 record in league play and a 26-7 overall record. OU also made its second consecutive NCAA Tournament appearance under Baranczyk. The Sooners secured a program-record six sweeps in league play and secured the most conference wins in 13 seasons.

Baranczyk's coaching saw Madi Williams selected unanimously to the All-Big 12 First Team, while Taylor Robertson and Ana Llanusa received second-team honors, and Skylar Vann received an honorable mention. Vann also won the Sixth Player Award for the second year in a row, and freshman Beatrice Culliton was named to the All-Freshman team. Additionally, Williams became OU's first WNBA Draft Pick since 2013 and earned WBCA and AP All-America honors along with Robertson.

In her debut season, Baranczyk orchestrated one of the greatest turnarounds in the country, guiding the Sooners to a 25-9 record and into the second round of the NCAA Tournament. The 13-win improvement from the season before Baranczyk's arrival was the second-largest turnaround in program history. The Des Moines, Iowa, product was named a WBCA National Coach of the Year finalist for her efforts. In addition, the team reached 20 wins faster than all but two teams in program history, rising to No. 12 in the AP Poll midway through the season. Madi Williams and Taylor Robertson earned unanimous All-Big 12 first-team selections, while Skylar Vann was named the league's Sixth Player of the Year.

BARANCZYK YEAR-BY-YEAR

Year	School	Record	Pct.
2012-13	Drake	11-20	.355
2013-14	Drake	17-15	.531
2014-15 [^]	Drake	20-11	.645
2015-16 [^]	Drake	23-10	.697
2016-17 [!]	Drake	28-5	.849
2017-18 [!]	Drake	25-7	.781
2018-19 [!]	Drake	27-7	.794
2019-20 [#]	Drake	22-8	.733
2020-21 [^]	Drake	18-12	.600
2021-22 [*]	Oklahoma	25-9	.735
2022-23 [!]	Oklahoma	26-7	.788
2023-24 [!]	Oklahoma	23-10	.697
2024-25 [*]	Oklahoma	27-7	.794
at Oklahoma	4 years	101-33	.754
CAREER	13 years	293-129	.694

^{*}NCAA Tournament [^]WNIT [#]Postseason Canceled [!]Conf. Champs

She coached two Sooners, Taylor Robertson and Madi Williams, to unanimous first-team All-Big 12 selections, the first Sooner pair to do so since 2012. Under Baranczyk's watch, Skylar Vann was named the 2022 Big 12 Sixth Player of the Year and a league honorable mention, and Kelbie Washington earned All-Big 12 Freshman Team honors. Robertson became OU's first All-America selection since Aaryn Ellenberg in 2014, earning an honorable mention.

Baranczyk came to OU after amassing a 192-96 (.667) record at Drake and leading the Bulldogs to six consecutive 20-win seasons (2014-15 through 2019-20) and three NCAA tournament berths (2017-19). A two-time Missouri Valley Conference Coach of the Year, Baranczyk's .667 winning percentage ranks fifth in the league's history.

Baranczyk won back-to-back MVC Coach of the Year awards after her team's historic 2016-17 and 2017-18 campaigns. She led the Bulldogs to an 18-0 regular-season conference record both years and won both MVC Tournaments. After the 2018-19 squad posted a 17-1 league record, the Bulldogs had amassed a near-perfect three-year MVC mark of 53-1 (.981).

Baranczyk began her coaching career in the Big 12 Conference, serving first as an assistant coach at Kansas State during the 2005-06 season (the Wildcats won the WNIT) and returning to the league as an assistant coach at Colorado from 2010-12. Between her Big 12 stints, Baranczyk was an assistant coach at Marquette from 2006-10, helping the Golden Eagles to an 81-53 record and four postseason appearances. The 2007-08 squad won the WNIT title.

Formerly Jennie Lillis, Baranczyk spent her collegiate career at the University of Iowa (2000-04) and is regarded as one of the best all-around players in Hawkeye women's basketball history.

Baranczyk, who obtained a master's degree in counseling and student development from Kansas State in 2006, is married. She and her husband, Scott, have a son, Eli, and two daughters, Jordi and Hope.

COACHING HISTORY

2021-Present: Oklahoma

Head Coach

2012-21: Drake

Head Coach

2010-12: Colorado

Assistant Coach

2006-10: Marquette

Assistant Coach

2004-06: Kansas State

Assistant Coach

THE BARANCZYK FILE

HometownDes Moines, Iowa
 High School.....Dowling Catholic, 2000
 College.....Iowa, 2004
 Family.....Husband, Scott
Daughters, Jordi and Hope
Son, Eli

HEAD COACHING CAREER

Years13
 Record.....293-129 (.694)
 Conference Championships5
2017, 2018, 2019, 2023, 2024
 NCAA Tournaments.....7
2017, 2018, 2019 (at Drake)
2022, 2023, 2024, 2025 (at Oklahoma)

AS OKLAHOMA HEAD COACH

Years4
 Record.....101-33 (.754)
 vs. Conf. Opp (reg + post)57-22 (.723)
 Home Record55-10 (.846)
 Road Record33-14 (.702)
 Neutral Site Record13-9 (.590)
 vs. AP Top 2516-22 (.421)

ALL-AMERICANS COACHED

Raegan Beers2025HM
 Payton Verhulst2024HM
 Skylar Vann2024HM
 Taylor Robertson.....2023HM
 Madi Williams2023HM
 Taylor Robertson.....2022HM

ALL-CONF. SELECTIONS AT OU

Raegan Beers20251st
 Payton Verhulst20252nd
 Skylar Vann20241st
 Payton Verhulst20241st
 Nevaeh Tot2024HM
 Sahara Williams2024HM
 Madi Williams20231st
 Taylor Robertson.....20232nd
 Ana Llanusa20232nd
 Skylar Vann2023HM
 Taylor Robertson.....20221st
 Madi Williams20221st
 Skylar Vann2022HM

#0 BEATRICE CULLITON

JUNIOR | 6-3 | CENTER | OVERLAND PARK, KAN. (AQUINAS)



SEASON/CAREER BESTS

POINTS

Season: 8 at TENN 1/5/25
 Career: 11 (2x); MR: at OSU 3/4/23

FG MADE

Season: 4 at TENN 1/5/25
 Career: 5 (2x); MR: at OSU 3/4/23

FG ATTEMPTS

Season: 4 (3x); MR: vs UGA 3/6/25
 Career: 10 vs Iowa St. 03/11/23

3PT MADE

Season: N/A
 Career: N/A

3PT ATTEMPTS

Season: N/A
 Career: N/A

FT MADE

Season: 2 (3x); vs UGA 3/6/25
 Career: 4 (2x); MR: vs ORU 11/12/23

FT ATTEMPTS

Season: 2 (8x); MR: vs UGA 3/6/25
 Career: 4 (5x); MR: vs ORU 11/15/23

REBOUNDS

Season: 10 at MISS 2/6/25
 Career: 10 at MISS 2/6/25

ASSISTS

Season: 5 vs MIZ 1/16/25
 Career: 10 vs Texas Tech 02/15/23

BLOCKS

Season: 2 vs DEP 11/25/24
 Career: 2 (4x); MR: vs DEP 11/25/24

STEALS

Season: 1 (6x); MR: vs BAMA 3/2/25
 Career: 2 (3x); MR: vs ASU 11/15/23

MINUTES

Season: 23 vs AUB 2/10/25
 Career: 25 at ISU 2/10/24

» NOTABLE

2023 Big 12 All-Freshman Team selection ... Last name pronounced "CULL-uh-ten" ... Nicknamed "B" ... Grandmother set an Oklahoma high school record with 58 points in a game ... Brothers, Brett and Cale McMakin, played Division I football at Northern Iowa and Pittsburg State, respectively ... Has a cat named Rocket ... Majoring in Multidisciplinary Studies and plans to attend medical school to become a pediatrician or orthopedic surgeon.

» GAME-BY-GAME

DATE	OPPONENT	MIN	FG	3FG	FT	O-D-TRB	PF	A	TO	B	S	PTS
N4	Southern	8	1-1	0-0	0-2	3-1-4	1	3	0	0	1	2
N8	Virginia	10	0-3	0-0	0-0	2-2-4	2	1	2	0	1	0
N13	Western Carolina	12	3-4	0-0	1-2	0-2-2	4	0	0	0	0	7
N19	at Wichita State	9	2-2	0-0	0-0	1-2-3	1	0	0	1	0	4
N22	at UNLV	7	0-1	0-0	0-0	0-2-2	1	1	0	1	0	0
N25	DePaul	17	0-2	0-0	0-0	0-4-4	3	3	4	2	1	0
N27	Duke	1	0-0	0-0	0-0	0-0-0	0	0	1	0	0	0
D4	at Louisville	13	1-2	0-0	0-0	1-1-2	0	1	2	1	0	2
D8	Alabama State	17	0-0	0-0	0-0	1-3-4	1	1	1	0	0	0
D15	Oral Roberts	14	1-1	0-0	1-2	1-2-3	2	0	1	0	0	3
D17	Michigan	2	0-0	0-0	0-0	0-0-0	0	0	0	0	0	0
D22	Omaha	7	0-0	0-0	0-0	1-3-4	0	0	1	0	0	0
D29	New Mexico State					DNP						
J2	Texas	16	2-2	0-0	0-0	3-3-6	2	1	3	0	1	4
J5	at Tennessee	11	4-4	0-0	0-0	1-2-3	1	1	1	0	0	8
J9	at Mississippi State	6	0-0	0-0	0-0	0-0-0	0	0	0	0	0	0
J12	Texas A&M	14	1-2	0-0	0-2	1-1-2	1	0	0	0	0	2
J16	Missouri	11	0-0	0-0	0-0	0-2-2	3	5	0	0	0	0
J19	at South Carolina	7	0-2	0-0	0-0	0-0-0	1	0	1	0	0	0
J26	Georgia	16	1-2	0-0	0-0	2-3-5	1	4	1	0	1	2
J30	at LSU	14	1-1	0-0	2-2	3-1-4	1	3	0	1	0	4
F2	Kentucky	8	0-1	0-0	0-0	1-1-2	0	0	0	0	0	0
F6	at Ole Miss	18	2-3	0-0	0-0	2-8-10	3	1	2	1	0	4
F10	Auburn	23	3-3	0-0	0-0	1-7-8	2	3	5	1	1	6
F16	at Missouri	4	0-0	0-0	0-0	1-1-2	1	0	1	0	0	0
F20	Vanderbilt	11	1-1	0-0	1-2	2-1-3	1	2	2	0	0	3
F23	at Arkansas	9	0-2	0-0	0-0	1-4-5	2	3	0	0	0	0
F27	at Florida	7	0-0	0-0	0-0	0-2-2	4	1	4	0	0	0
M2	Alabama	11	0-1	0-0	2-2	1-2-3	0	1	2	0	1	2
M6	Georgia	12	2-4	0-0	2-2	2-4-6	2	1	0	1	0	6
M7	Kentucky	5	0-0	0-0	0-0	1-0-1	0	1	1	0	0	0
M8	South Carolina	4	0-0	0-0	0-0	0-0-0	0	0	1	0	0	0
M22	FGCU	5	1-2	0-0	0-0	1-1-2	0	1	0	0	0	2
M24	Iowa	5	1-1	0-0	0-0	0-1-1	1	0	0	0	0	2

*Starter

» BY THE NUMBERS

Miscellaneous	2024-25	Career
10-Plus Points	0	5
20-Plus Points	0	0
10-Plus Rebounds	1	1
Double-Doubles	0	0
Leads Team in Points	0	0
Leads Team in Rebounds	2	8
Leads Team in Assists	2	5

» CAREER STATS

YEAR	G-GS	MP/AVG.	FG-A	PCT.	3G-A	PCT.	FT-A	PCT.	O-D-TRB	AVG.	PF	A	TO	B	S	TP	AVG.
22-23	33-0	339/10.3	51-106	.481	0-0	.000	36-49	.735	40-60-100	3.0	70-1	39	39	8	7	138	4.2
23-24	33-2	423/12.8	42-80	.525	0-0	.000	15-27	.556	47-80-127	3.8	71-1	32	38	8	13	99	3.0
24-25	33-0	329/10.0	27-47	.574	0-0	.000	9-16	.563	33-67-100	3.0	41-0	38	36	9	7	63	1.9
TOTAL	99-2	1091/11.0	120-233	.515	0-0	.000	60-92	.652	120-207-327	3.3	182-2	109	113	25	27	300	3.0

#1 NEVAEH TOT

RS-SENIOR | 5-3 | GUARD | COLUMBUS, OHIO (JOHN PAUL II - MCKINNEY, TX)



SEASON/CAREER BESTS

POINTS

Season: 9 at UL 12/4/24

Career: 18 at BYU 11/15/22

FG MADE

Season: 3 vs TEX 1/2/25

Career: 7 vs TCU 01/15/22

FG ATTEMPTS

Season: 7 (2x); MR: vs TAMU 1/12/25

Career: 13 at Baylor 02/07/23

3PT MADE

Season: 2 (4x); MR: vs MIZ 1/16/25

Career: 4 (4x); MR: vs GRAM 12/1/23

3PT ATTEMPTS

Season: 6 (2x); MR: vs TAMU 1/12/25

Career: 9 (2x); MR vs ISU 3/11/24

FT MADE

Season: 6 at UL 12/4/24

Career: 6 (2x); MR: at UL 12/4/24

FT ATTEMPTS

Season: 6 at UL 12/4/24

Career: 6 (6x); MR: at UL 12/4/24

REBOUNDS

Season: 6 vs NMST 12/29/24

Career: 10 vs UT 2/28/24

ASSISTS

Season: 8 (2x); MR: at TENN 1/5/25

Career: 11 vs Ark-Pine Bluff 12/29/20

BLOCKS

Season: N/A

Career: 1 (6x)

STEALS

Season: 4 vs UVA 11/8/24

Career: 6 vs Texas 01/29/22

MINUTES

Season: 30 vs DUKE 11/27/24

Career: 40 (4x); MR: vs KU 1/27/21

» NOTABLE

2024 All-Big 12 Honorable Mention ... 2021 Big 12 All-Freshman Team ... 2022 Academic All-Big 12 Second Team ... Majoring in Film and Media Studies ... Daughter of Orlando Tot and Helen Darling ... Mom, Helen, starred at Penn State, earning Big Ten Player of the Year honors in 2000 and leading the Nittany Lions to the Final Four ... Helen also enjoyed a 10-year career in the WNBA, playing for Cleveland, Minnesota, Charlotte, and San Antonio ... Brothers, Jalen and Jajuan, are standout basketball players at Montana State-Billings.

» GAME-BY-GAME

DATE	OPPONENT	MIN	FG	3FG	FT	O-D-TRB	PF	A	TO	B	S	PTS
N4	Southern*	17	0-0	0-0	0-0	0-2-2	0	1	4	0	0	0
N8	Virginia*	21	0-2	0-2	0-0	0-0-0	0	3	0	0	4	0
N13	Western Carolina*	17	1-1	1-1	0-0	0-3-3	0	6	1	0	1	3
N19	at Wichita State*	22	1-1	1-1	0-0	1-3-4	1	2	3	0	0	3
N22	at UNLV*	20	1-1	1-1	0-0	0-1-1	0	8	2	0	0	3
N25	DePaul*	22	1-4	0-1	0-0	0-4-4	0	2	2	0	2	2
N27	Duke*	30	0-7	0-5	0-0	0-0-0	1	3	1	0	1	0
D4	at Louisville*	25	1-6	1-6	6-6	0-2-2	1	4	0	0	1	9
D8	Alabama State*	16	1-4	1-4	0-0	1-0-1	1	6	0	0	0	3
D15	Oral Roberts*	21	2-5	0-2	0-0	0-2-2	0	5	2	0	1	4
D17	Michigan*	20	2-2	2-2	0-0	0-2-2	1	1	1	0	0	6
D22	Omaha*	16	2-5	2-4	0-0	0-2-2	1	4	1	0	1	6
D29	New Mexico State*	24	0-2	0-0	0-0	3-3-6	0	6	1	0	0	0
J2	Texas*	28	3-3	0-0	0-0	0-2-2	2	1	6	0	1	6
J5	at Tennessee*	26	2-5	0-3	2-2	0-2-2	1	8	3	0	1	6
J9	at Mississippi State*	20	2-5	2-5	0-0	0-1-1	1	3	2	0	1	6
J12	Texas A&M*	19	2-7	2-6	0-0	1-2-3	1	1	2	0	0	6
J16	Missouri*	24	2-3	2-3	0-0	1-0-1	0	5	1	0	0	6
J19	at South Carolina*	18	0-4	0-4	0-0	0-2-2	2	1	3	0	0	0
J26	Georgia	14	2-4	2-4	2-2	1-2-3	1	3	1	0	0	8
J30	at LSU	7	0-0	0-0	0-0	0-1-1	0	0	1	0	0	0
F2	Kentucky	9	0-0	0-0	0-0	1-3-4	0	2	1	0	0	0
F6	at Ole Miss	21	2-3	1-1	2-4	0-0-0	1	3	6	0	0	7
F10	Auburn	19	0-1	0-1	0-0	1-3-4	0	4	1	0	0	0
F16	at Missouri	12	0-0	0-0	0-0	0-1-1	0	2	0	0	0	0
F20	Vanderbilt	7	0-1	0-0	0-0	0-1-1	1	0	3	0	0	0
F23	at Arkansas	12	0-2	0-2	0-0	1-4-5	2	4	1	0	0	0
F27	at Florida	11	0-4	0-4	0-0	1-1-2	0	1	0	0	0	0
M2	Alabama	8	1-3	1-3	0-0	0-2-2	1	1	0	0	0	3
M6	Georgia	13	1-1	1-1	0-0	0-2-2	0	1	1	0	0	3
M7	Kentucky	7	0-1	0-1	0-0	0-0-0	0	0	0	0	0	0
M8	South Carolina	11	1-3	1-3	0-0	0-1-1	0	0	0	0	1	3
M22	FGCU	9	0-2	0-1	0-0	1-0-1	0	0	0	0	0	0
M24	Iowa	4	0-0	0-0	0-0	0-0-0	0	1	0	0	0	0

*Starter

» BY THE NUMBERS

Miscellaneous	2024-25	Career
10-Plus Points	0	34
20-Plus Points	0	0
10-Plus Assists	0	2
Double-Doubles	0	2
Leads Team in Points	0	1
Leads Team in Rebounds	0	6
Leads Team in Assists	8	62

» CAREER STATS

YEAR	G-GS	MP/AVG.	FG-A	PCT.	3G-A	PCT.	FT-A	PCT.	O-D-TRB	AVG.	PF	A	TO	B	S	TP	AVG.
20-21	24-21	756/31.5	57-149	.383	15-44	.341	33-46	.717	16-68-84	3.5	47-1	103	63	1	33	162	6.8
21-22	33-18	864/26.2	73-168	.435	24-71	.338	38-49	.776	13-86-99	3.0	43-0	108	72	0	47	208	6.3
22-23	33-33	920/27.9	82-215	.381	47-128	.367	37-41	.902	5-95-100	3.0	34-0	121	62	3	31	248	7.5
23-24	33-33	908/27.5	74-215	.344	39-134	.291	30-42	.714	16-94-110	3.3	31-0	150	55	2	43	217	6.6
24-25	34-19	572/16.8	30-92	.326	21-71	.296	12-14	.857	13-54-67	2.0	19-0	92	50	0	15	93	2.7
TOTAL	157-124	4019/25.6	316-839	.377	146-448	.326	150-192	.781	63-397-460	2.9	174-1	574	302	6	169	928	5.9

#2 REYNA SCOTT

JUNIOR | 5-10 | GUARD | HARLEM, NEW YORK CITY, N.Y. (NAZARETH HS)



SEASON/CAREER BESTS

POINTS

Season: 11 (2x); MR: vs TAMU 11/12/25

Career: 15 at Utah 11/16/22

FG MADE

Season: 5 vs UVA 11/8/24

Career: 6 at Utah 11/16/22

FG ATTEMPTS

Season: 9 vs IOWA 3/24/25

Career: 10 at BYU 1/3/24

3PT MADE

Season: 2 vs UGA 3/6/25

Career: 2 (3x); MR: UGA 3/6/25

3PT ATTEMPTS

Season: 4 vs IOWA 3/24/25

Career: 3 (6x); MR: vs FGCU 3/22/25

FT MADE

Season: 5 at LSU 1/30/25

Career: 7 vs ASU 11/15/23

FT ATTEMPTS

Season: 6 at LSU 1/30/25

Career: 8 vs ASU 11/15/23

REBOUNDS

Season: 5 (2x); MR: vs IOWA 3/24/25

Career: 6 at Kansas 3/2/24

ASSISTS

Season: 8 at LSU 1/30/25

Career: 8 at LSU 1/30/25

BLOCKS

Season: 1 (2x); MR: UGA 3/6/25

Career: 1 (10); MR: UGA 3/6/25

STEALS

Season: 3 (3x); MR: vs UGA 1/26/25

Career: 3 (5x); MR: vs UGA 1/26/25

MINUTES

Season: 24 vs FGCU 3/22/25

Career: 26 at BYU 1/3/24

» NOTABLE

Appeared in over 65 games off the bench for the Sooners, including every game last year and this year ... Was first OU freshman guard to shoot 44% with over 50 FGA since Taylor Robertson in 2019 ... 2022 McDonald's All-American nominee ... Daughter of Steven and Renee Scott ... Majoring in Health and Exercise Science.

» GAME-BY-GAME

DATE	OPPONENT	MIN	FG	3FG	FT	O-D-TRB	PF	A	TO	B	S	PTS
N4	Southern	7	0-0	0-0	0-0	1-0-1	0	0	1	0	0	0
N8	Virginia	11	5-6	0-1	0-0	0-2-2	1	0	2	0	2	10
N13	Western Carolina	12	0-3	0-1	0-0	0-5-5	1	3	0	0	0	0
N19	at Wichita State	6	0-0	0-0	0-0	0-0-0	3	0	2	0	1	0
N22	at UNLV	13	2-4	1-3	0-0	0-1-1	2	1	3	0	0	5
N25	DePaul	10	2-3	0-0	0-2	0-0-0	1	1	1	0	3	4
N27	Duke	10	0-1	0-0	1-2	0-0-0	0	2	0	0	0	1
D4	at Louisville	6	1-2	0-0	0-0	0-0-0	1	0	0	0	1	2
D8	Alabama State	20	2-3	1-2	2-4	0-4-4	0	7	0	0	1	7
D15	Oral Roberts	11	3-5	1-2	0-0	0-2-2	0	0	0	0	2	7
D17	Michigan	5	0-3	0-1	0-0	0-2-2	2	0	2	0	0	0
D22	Omaha	18	3-7	1-2	2-2	1-3-4	2	4	2	0	0	9
D29	New Mexico State	6	1-1	0-0	0-0	0-0-0	0	0	1	0	1	2
J2	Texas	2	0-0	0-0	2-2	2-0-2	1	1	0	0	0	2
J5	at Tennessee	18	4-8	0-3	3-4	0-2-2	2	5	5	0	2	11
J9	at Mississippi State	19	2-6	0-1	0-1	1-2-3	2	3	2	0	3	4
J12	Texas A&M	16	4-4	1-1	2-2	0-2-2	2	2	1	0	1	11
J16	Missouri	14	2-5	1-3	0-0	0-0-0	3	1	2	0	0	5
J19	at South Carolina	22	4-7	0-1	2-2	0-2-2	1	6	3	0	0	10
J26	Georgia*	19	2-5	1-2	1-2	0-3-3	2	1	1	0	3	6
J30	at LSU*	20	2-6	0-0	5-6	0-1-1	3	8	4	0	0	9
F2	Kentucky*	20	0-2	0-1	2-4	0-0-0	2	3	3	0	2	2
F6	at Ole Miss*	14	0-1	0-1	1-2	1-1-2	1	1	2	0	0	1
F10	Auburn*	16	2-3	0-0	0-0	0-1-1	3	1	4	0	2	4
F16	at Missouri*	11	2-2	0-0	0-0	0-2-2	3	1	1	0	1	4
F20	Vanderbilt*	10	1-2	0-1	0-0	0-0-0	4	2	2	1	0	2
F23	at Arkansas*	17	2-5	0-3	2-2	0-3-3	1	3	1	0	1	6
F27	at Florida*	15	2-6	0-1	1-1	2-0-2	0	5	1	1	0	5
M2	Alabama*	16	3-5	1-1	1-1	0-4-4	0	1	2	0	0	8
M6	Georgia*	15	2-3	2-3	0-0	0-2-2	0	0	2	1	0	6
M7	Kentucky*	11	0-2	0-1	0-0	0-0-0	1	2	1	0	0	0
M8	South Carolina*	22	3-9	1-3	3-4	1-0-1	1	3	2	0	0	10
M22	FGCU*	24	0-5	0-3	0-0	0-4-4	2	2	3	0	0	0
M24	Iowa*	13	2-9	1-4	1-2	3-2-5	2	3	1	0	1	6

*Starter

» BY THE NUMBERS

Miscellaneous	2024-25	Career
10-Plus Points	5	11
20-Plus Points	0	0
10-Plus Rebounds	0	0
Double-Doubles	0	0
Leads Team in Points	0	2
Leads Team in Rebounds	0	1
Leads Team in Assists	4	8

» CAREER STATS

YEAR	G-GS	MP/AVG.	FG-A	PCT.	3G-A	PCT.	FT-A	PCT.	O-D-TRB	AVG.	PF	A	TO	B	S	TP	AVG.
22-23	24-0	224/9.3	26-59	.441	5-12	.417	14-21	.667	5-19-24	1.0	20-0	29	43	4	11	71	3.0
23-24	33-0	446/13.5	61-153	.399	7-27	.259	45-67	.672	13-51-64	1.9	38-0	60	77	7	30	174	5.3
24-25	34-15	463/13.6	59-134	.440	12-45	.267	31-45	.689	12-50-62	1.8	49-0	72	57	3	27	161	4.7
TOTAL	91-15	1133/12.5	146-346	.422	24-84	.286	90-133	.677	30-120-150	1.6	107-0	161	177	14	68	406	4.5

#3 ZYA VANN

FRESHMAN | 5-9 | GUARD | EDMOND, OKLA. (BETHANY HS)



SEASON/CAREER BESTS

POINTS

Season: 17 vs UK 2/5/25

Career: Same

FG MADE

Season: 6 (2x); MR: vs VAN 2/20/25

Career: Same

FG ATTEMPTS

Season: 13 vs UK 2/5/25

Career: Same

3PT MADE

Season: 3 vs VAN 2/20/25

Career: Same

3PT ATTEMPTS

Season: 5 (2x); MR: vs UK 2/5/25

Career: Same

FT MADE

Season: 7 vs UK 3/7/25

Career: Same

FT ATTEMPTS

Season: 7 vs UK 3/7/25

Career: Same

REBOUNDS

Season: 6 vs UK 3/7/25

Career: Same

ASSISTS

Season: 5 (3x); MR: vs UGA 3/6/25

Career: Same

BLOCKS

Season: 2 (3x); MR: vs TAMU 1/12/25

Career: Same

STEALS

Season: 4 (3x); MR: at LSU 1/30/25

Career: Same

MINUTES

Season: 25 vs UK 3/7/25

Career: Same

» NOTABLE

Rated the No. 46 prospect in the 2024 class by ESPN ... Top player in the state of Oklahoma per ESPN ... Two-time All-State selection ... Three-time high school state champion (2021 Norman, 2023-24 Bethany) ... As a senior, averaged 19.8 points, 5.2 rebounds, 3.6 steals and 2.5 assists per game ... Dad, Bryatt, played at OU under Billy Tubbs in the 1990s, and sister, Skylar, is a redshirt senior for the Sooners.

» GAME-BY-GAME

DATE	OPPONENT	MIN	FG	3FG	FT	O-D-TRB	PF	A	TO	B	S	PTS
N4	Southern	17	2-5	0-2	0-0	1-1-2	2	4	2	0	0	4
N8	Virginia	10	1-3	0-1	2-2	0-0-0	3	1	1	0	2	4
N13	Western Carolina	17	4-8	1-2	3-3	1-3-4	1	2	1	0	1	12
N19	at Wichita State	16	4-8	1-2	1-2	1-4-5	2	3	4	0	1	10
N22	at UNLV	17	4-9	2-5	4-4	0-5-5	2	0	1	0	1	14
N25	DePaul	15	2-3	1-1	0-0	1-2-3	3	2	3	0	0	5
N27	Duke	11	0-1	0-0	2-4	1-2-3	3	1	0	0	2	2
D4	at Louisville	11	2-5	0-1	0-0	0-1-1	2	2	2	0	0	4
D8	Alabama State	19	4-9	0-3	1-1	1-2-3	1	5	3	2	3	9
D15	Oral Roberts	16	5-11	0-2	4-4	2-2-4	1	2	1	1	4	14
D17	Michigan	19	1-5	1-2	3-4	1-2-3	2	1	1	0	1	6
D22	Omaha	20	4-12	2-3	0-0	3-0-3	2	5	2	2	4	10
D29	New Mexico State	16	2-6	0-2	0-0	0-2-2	2	0	1	0	2	4
J2	Texas	12	0-5	0-0	0-0	0-1-1	3	3	2	0	3	0
J5	at Tennessee	4	3-4	1-1	0-0	0-0-0	3	3	1	0	0	7
J9	at Mississippi State	4	0-2	0-1	0-0	0-0-0	2	1	1	0	1	0
J12	Texas A&M	18	3-8	0-3	1-2	2-1-3	2	0	1	2	3	7
J16	Missouri	11	1-5	0-1	0-0	0-3-3	2	0	1	0	0	2
J19	at South Carolina	4	0-0	0-0	0-0	0-0-0	0	0	1	0	0	0
J26	Georgia	14	2-4	0-1	3-4	0-2-2	2	1	1	1	0	7
J30	at LSU	19	4-6	1-2	2-6	0-1-1	5	3	5	0	4	11
F2	Kentucky	24	6-13	2-5	3-3	1-3-4	2	1	0	0	2	17
F6	at Ole Miss	15	0-4	0-0	1-2	0-2-2	1	0	1	0	0	1
F10	Auburn	11	1-5	0-0	1-1	0-1-1	1	0	0	0	0	3
F16	at Missouri	20	5-7	1-2	3-4	2-0-2	1	0	1	1	1	14
F20	Vanderbilt	20	6-9	3-3	1-3	0-1-1	3	4	5	1	1	16
F23	at Arkansas	13	2-3	0-1	0-0	0-2-2	4	2	0	1	1	4
F27	at Florida	21	2-5	1-3	5-6	0-1-1	2	3	1	0	2	10
M2	Alabama	21	3-4	0-1	0-0	1-5-6	3	4	1	0	1	6
M6	Georgia	19	4-7	2-4	0-2	1-2-3	1	5	1	0	0	10
M7	Kentucky	25	1-7	0-1	7-7	2-4-6	3	3	1	0	3	9
M8	South Carolina	11	2-4	1-1	0-0	0-1-1	5	1	0	0	0	5
M22	FGCU	14	1-4	1-2	0-0	0-3-3	3	1	1	0	0	3
M24	Iowa	24	4-12	1-6	1-3	2-0-2	1	3	1	0	2	10

*Starter

» BY THE NUMBERS

MISCELLANEOUS	2024-25	CAREER
10-Plus Points	12	12
20-Plus Points	0	0
10-Plus Rebounds	0	0
Double-Doubles	0	0
Leads Team in Points	1	1
Leads Team in Rebounds	0	0
Leads Team in Assists	3	3

» CAREER STATS

YEAR	G-GS	MP/AVG.	FG-A	PCT.	3G-A	PCT.	FT-A	PCT.	O-D-TRB	AVG.	PF	A	TO	B	S	TP	AVG
24-25	34-0	529/15.6	85-203	.419	22-64	.344	48-67	.716	23-59-82	2.4	75-2	66	48	10	45	240	7.1
TOTAL	34-0	529/15.6	85-203	.419	22-64	.344	48-67	.716	23-59-82	2.4	75-2	66	48	10	45	240	7.1

#4 CAYA SMITH

FRESHMAN | 6-1 | FORWARD | OKLAHOMA CITY, OKLA. (PC WEST)



SEASON/CAREER BESTS

POINTS

Season: 6 vs WCU 11/13/24

Career: Same

FG MADE

Season: 3 vs WCU 11/13/24

Career: Same

FG ATTEMPTS

Season: 4 vs WCU 11/13/24

Career: Same

3PT MADE

Season: 1 vs IOWA 3/24/25

Career: N/A

3PT ATTEMPTS

Season: 1 (3x); MR: vs IOWA 3/24/25

Career: Same

FT MADE

Season: 2 vs IOWA 3/24/25

Career: Same

FT ATTEMPTS

Season: 2 (3x); MR: vs IOWA 3/24/25

Career: Same

REBOUNDS

Season: 2 vs ALST 12/8/24

Career: Same

ASSISTS

Season: 1 (2x); MR: at ARK 2/23/25

Career: Same

BLOCKS

Season: 1 at MIZ 2/16/25

Career: Same

STEALS

Season: 2 vs WCU 11/13/24

Career: Same

MINUTES

Season: 6 vs ALST 12/8/24

Career: Same

» NOTABLE

Ranked as the No. 72 player in the nation by ESPN ... Consensus four-star prospect ... McDonald's All-American regional finalist ... 2024 All-State selection by the Oklahoma Coaches Association ... Two-time All-City girls selection by The Oklahoman ... 2024 Super 5 selection ... Led Putnam City West (Okla.) to 6A state title for first time in 40 years ... Dual-sport athlete and was the 6A long jump state champion as a junior.

» GAME-BY-GAME

DATE	OPPONENT	MIN	FG	3FG	FT	O-D-TRB	PF	A	TO	B	S	PTS
N4	Southern	1	0-0	0-0	0-0	0-0-0	0	0	0	0	0	0
N8	Virginia	2	0-0	0-0	1-2	0-1-1	1	0	0	0	0	1
N13	Western Carolina	5	3-4	0-0	0-0	0-0-0	0	0	1	0	2	6
N19	at Wichita State					DNP						
N22	at UNLV	2	0-0	0-0	0-0	0-0-0	1	1	0	0	0	0
N25	DePaul	3	0-2	0-1	0-0	0-1-1	2	0	0	0	0	0
N27	Duke					DNP						
D4	at Louisville					DNP						
D8	Alabama State	6	2-2	0-0	1-2	0-2-2	0	0	0	0	0	5
D15	Oral Roberts	4	0-0	0-0	0-0	0-0-0	0	0	0	0	0	0
D17	Michigan					DNP						
D22	Omaha	4	0-2	0-1	0-0	0-0-0	0	0	0	0	0	0
D29	New Mexico State					DNP						
J2	Texas					DNP						
J5	at Tennessee					DNP						
J9	at Mississippi State					DNP						
J12	Texas A&M					DNP						
J16	Missouri					DNP						
J19	at South Carolina					DNP						
J26	Georgia	3	0-1	0-0	0-0	0-0-0	0	0	1	0	1	0
J30	at LSU					DNP						
F2	Kentucky	3	0-0	0-0	0-0	0-0-0	0	0	0	0	0	0
F6	at Ole Miss					DNP						
F10	Auburn					DNP						
F16	at Missouri	2	0-0	0-0	0-0	0-1-1	0	0	0	1	0	0
F20	Vanderbilt	2	0-0	0-0	0-0	0-0-0	1	0	0	0	0	0
F23	at Arkansas	4	1-2	0-0	1-1	0-0-0	0	1	0	0	1	3
F27	at Florida	2	0-0	0-0	0-0	0-0-0	0	0	0	0	0	0
M2	Alabama					DNP						
M6	Georgia	3	0-1	0-0	0-0	0-1-1	1	0	0	0	0	0
M7	Kentucky					DNP						
M8	South Carolina					DNP						
M22	FGCU	1	0-1	0-0	0-0	0-0-0	0	0	0	0	0	0
M24	Iowa	2	1-2	1-1	2-2	0-1-1	0	0	0	0	0	5

*Starter

» BY THE NUMBERS

MISCELLANEOUS	2024-25	CAREER
10-Plus Points	0	0
20-Plus Points	0	0
10-Plus Rebounds	0	0
Double-Doubles	0	0
Leads Team in Points	0	0
Leads Team in Rebounds	0	0
Leads Team in Assists	0	0

» CAREER STATS

YEAR	G-GS	MP/AVG.	FG-A	PCT.	3G-A	PCT.	FT-A	PCT.	O-D-TRB	AVG.	PF	A	TO	B	S	TP	AVG
24-25	17-0	48/2.8	7-17	.412	1-3	.333	5-7	.714	0-7-7	0.4	6-0	2	2	1	4	20	1.2
TOTAL	17-0	48/2.8	7-17	.412	1-3	.333	5-7	.714	0-7-7	0.4	6-0	2	2	1	4	20	1.2

#5 KIERSTEN JOHNSON

JUNIOR | 6-4 | CENTER | DUNCANVILLE, TEXAS



SEASON/CAREER BESTS

POINTS

Season: 12 vs UNO 12/22/24

Career: 20 vs BU 2/14/24

FG MADE

Season: 4 (2x); MR: vs UNO 12/22/24

Career: 8 vs BU 2/14/24

FG ATTEMPTS

Season: 7 vs UVA 11/8/24

Career: 12 vs BU 2/14/24

3PT MADE

Season: 1 (3x); MR: at ARK 2/23/25

Career: 1 (4x); MR: at ARK 2/23/25

3PT ATTEMPTS

Season: 2 (2x); MR: at SCAR 1/19/25

Career: 2 (5x); MR: at SCAR 1/19/25

FT MADE

Season: 3 vs UNO 12/22/24

Career: 4 vs BU 2/14/24

FT ATTEMPTS

Season: 4 (3x); MR: vs UNO 12/22/24

Career: 5 (2x); MR: at WVU 2/17/24

REBOUNDS

Season: 8 vs UVA 11/8/24

Career: 8 (2x); MR: vs UVA 11/8/24

ASSISTS

Season: 3 vs UNO 12/22/24

Career: 4 (2x) MR: vs BU 2/14/24

BLOCKS

Season: 2 vs DEP 11/25/24

Career: 4 (4x); MR: at UC 2/20/24

STEALS

Season: 2 vs UNO 12/22/24

Career: 3 vs ASU 11/15/23

MINUTES

Season: 16 (2x); MR: vs UNO 12/22/24

Career: 21 vs BU 2/14/24

» NOTABLE

Played in over 75 games off the bench for the Sooners ... Team-high 1.1 blocks per game were the third most in the Big 12 and most for a sophomore last year ... First OU player since Courtney Paris to post 30+ blocks in each of first two seasons ... Daughter of DeeAnn Tate ... Nicknamed "KJ" ... Majoring in Human Relations.

» GAME-BY-GAME

DATE	OPPONENT	MIN	FG	3FG	FT	O-D-TRB	PF	A	TO	B	S	PTS
N4	Southern	11	2-3	0-1	1-2	1-3-4	1	0	1	1	0	5
N8	Virginia	16	4-7	0-1	0-2	4-4-8	1	1	0	1	1	8
N13	Western Carolina	10	0-1	0-0	2-2	1-2-3	2	1	1	1	0	2
N19	at Wichita State	14	1-4	0-2	2-4	0-2-2	0	1	2	0	1	4
N22	at UNLV	7	2-3	1-1	0-0	3-1-4	0	0	0	0	1	5
N25	DePaul	8	1-4	0-0	2-4	3-0-3	0	0	1	2	0	4
N27	Duke	1	0-0	0-0	0-0	0-0-0	0	0	0	0	0	0
D4	at Louisville	3	0-0	0-0	0-0	0-1-1	1	0	1	1	0	0
D8	Alabama State	11	1-1	0-0	0-0	2-3-5	1	0	0	0	0	2
D15	Oral Roberts	9	1-1	0-0	2-2	1-0-1	2	1	1	1	0	4
D17	Michigan	3	0-1	0-0	0-0	0-0-0	0	0	0	0	0	0
D22	Omaha	16	4-5	1-1	3-4	2-2-4	3	3	4	0	2	12
D29	New Mexico State	11	1-4	0-1	0-0	1-2-3	0	1	2	0	0	2
J2	Texas	2	0-0	0-0	0-0	0-0-0	1	0	1	0	0	0
J5	at Tennessee	5	1-1	0-0	0-0	0-1-1	0	1	1	0	0	2
J9	at Mississippi State	6	0-0	0-0	0-0	1-1-2	0	0	2	0	1	0
J12	Texas A&M	5	1-1	0-0	0-0	0-1-1	1	0	0	0	0	2
J16	Missouri	7	1-1	0-0	2-2	2-2-4	1	0	1	1	0	4
J19	at South Carolina	8	0-2	0-2	0-0	0-1-1	0	1	0	0	0	0
J26	Georgia					DNP						
J30	at LSU	10	1-1	0-0	1-2	0-3-3	1	0	0	1	0	3
F2	Kentucky	4	0-1	0-1	0-0	0-0-0	0	0	2	0	0	0
F6	at Ole Miss	9	0-0	0-0	0-0	0-1-1	2	0	2	0	0	0
F10	Auburn	6	2-2	0-0	0-0	2-0-2	2	1	1	0	0	4
F16	at Missouri	2	0-0	0-0	0-0	0-0-0	0	0	1	0	0	0
F20	Vanderbilt	2	0-0	0-0	0-0	0-0-0	0	0	1	0	0	0
F23	at Arkansas	5	1-2	1-1	0-0	0-0-0	1	0	1	0	0	3
F27	at Florida	2	0-0	0-0	0-0	0-0-0	0	0	1	0	0	0
M2	Alabama					DNP						
M6	Georgia	3	0-0	0-0	0-0	0-0-0	0	1	0	1	0	0
M7	Kentucky					DNP						
M8	South Carolina					DNP						
M22	FGCU	1	1-1	0-0	0-1	1-0-1	0	0	1	0	0	2
M24	Iowa	2	0-0	0-0	0-0	2-0-2	0	0	0	0	0	0

*Starter

» BY THE NUMBERS

Miscellaneous	2024-25	Career
10-Plus Points	1	4
20-Plus Points	0	1
10-Plus Rebounds	0	0
Double-Doubles	0	0
Leads Team in Points	0	1
Leads Team in Rebounds	1	3
Leads Team in Assists	0	0

» CAREER STATS

YEAR	G-GS	MP/AVG.	FG-A	PCT.	3G-A	PCT.	FT-A	PCT.	O-D-TRB	AVG.	PF	A	TO	B	S	TP	AVG.
22-23	25-0	230/9.2	32-93	.344	0-13	.000	12-22	.545	16-40-56	2.2	23-0	17	17	30	4	76	3.0
23-24	33-0	353/10.7	71-163	.436	1-9	.111	34-50	.680	29-76-105	3.2	49-0	30	38	35	9	177	5.4
24-25	30-0	196/6.5	24-45	.533	3-11	.273	15-25	.600	26-30-56	1.9	20-0	12	28	10	6	66	2.2
TOTAL	88-0	779/8.9	127-301	.422	4-33	.121	61-97	.629	71-146-217	2.5	92-0	59	83	75	19	319	3.6

#6 SAHARA WILLIAMS

SOPHOMORE | 5-10 | FORWARD | WATERLOO, IOWA (WEST)



SEASON/CAREER BESTS

POINTS

Season: 27 vs UK 2/5/25

Career: 27 vs UK 2/5/25

FG MADE

Season: 8 (2x); MR: vs UK 2/5/25

Career: 8 (3x); MR: vs UK 2/5/25

FG ATTEMPTS

Season: 19 vs UK 2/5/25

Career: 19 vs UK 2/5/25

3PT MADE

Season: 3 (3x); MR: vs SCAR 3/8/25

Career: 3 (3x); MR: vs SCAR 3/8/25

3PT ATTEMPTS

Season: 8 (2x); MR: vs SCAR 3/8/25

Career: 8 (2x); MR: vs SCAR 3/8/25

FT MADE

Season: 9 vs UK 2/5/25

Career: 9 vs UK 2/5/25

FT ATTEMPTS

Season: 10 vs BAMA 3/2/25

Career: 10 (2x); MR: vs BAMA 3/2/25

REBOUNDS

Season: 10 vs FGCU 3/22/25

Career: 10 (4x); MR: vs FGCU 3/22/25

ASSISTS

Season: 6 at WSU 11/19/24

Career: 6 at WSU 11/19/24

BLOCKS

Season: 2 vs IOWA 3/24/25

Career: 2 vs IOWA 3/24/25

STEALS

Season: 3 (4x); at MISS 2/6/25

Career: 4 vs TENN 11/25/23

MINUTES

Season: 32 vs UK 2/5/25

Career: 32 vs UK 2/5/25

» NOTABLE

Cheryl Miller Award watch list honoree ... 2024 All-Big 12 Honorable Mention ... Consensus five-star recruit ... Ranked as No. 23 prospect in 2023 class ... McDonald's All-American ... 2023 USA Women's Nike Hoop Summit Team ... 2023 Jordan Brand Classic player ... Two-time U18 3x3 gold medalist for USA Basketball ... Averaged 21.2 points, 10.1 rebounds, 4.7 assists and 3.2 steals per game as a senior at Waterloo West High School (Iowa) ... Notched first career double-double in second game at OU, accomplishing the feat faster than all Sooners since 2000 other than Courtney Paris and Madi Williams (both in their first game).

» GAME-BY-GAME

DATE	OPPONENT	MIN	FG	3FG	FT	O-D-TRB	PF	A	TO	B	S	PTS
N4	Southern*	24	8 - 14	1 - 6	2 - 2	1 - 5 - 6	1	1	3	0	2	19
N8	Virginia*	20	6 - 15	1 - 4	1 - 3	3 - 1 - 4	0	2	2	1	3	14
N13	Western Carolina*	20	7 - 10	1 - 2	1 - 1	2 - 1 - 3	0	3	3	0	0	16
N19	at Wichita State*	18	2 - 10	1 - 3	0 - 0	3 - 2 - 5	3	6	2	0	2	5
N22	at UNLV*	19	4 - 11	0 - 2	0 - 0	3 - 3 - 6	3	2	0	1	0	8
N25	DePaul*	15	2 - 4	0 - 1	0 - 0	0 - 2 - 2	5	1	3	0	1	4
N27	Duke*	27	5 - 9	0 - 0	2 - 4	2 - 1 - 3	4	2	0	0	3	12
D4	at Louisville*	29	6 - 8	2 - 3	1 - 3	2 - 5 - 7	2	3	9	0	0	15
D8	Alabama State*	16	2 - 6	1 - 4	0 - 0	4 - 0 - 4	2	1	0	0	1	5
D15	Oral Roberts*	21	4 - 10	0 - 2	3 - 3	4 - 3 - 7	1	1	1	0	0	11
D17	Michigan*	27	3 - 7	0 - 2	4 - 4	1 - 3 - 4	2	1	5	0	1	10
D22	Omaha*	17	2 - 4	1 - 2	2 - 2	2 - 3 - 5	2	3	0	0	0	7
D29	New Mexico State*	29	7 - 15	2 - 6	2 - 2	4 - 0 - 4	2	4	2	0	0	18
J2	Texas*	20	2 - 5	1 - 2	0 - 0	3 - 1 - 4	3	1	3	0	2	5
J5	at Tennessee*	26	3 - 9	1 - 3	0 - 0	0 - 2 - 2	1	3	4	0	1	7
J9	at Mississippi State*	17	1 - 2	1 - 2	3 - 4	0 - 5 - 5	4	2	3	0	0	6
J12	Texas A&M*	26	4 - 8	2 - 5	1 - 2	2 - 4 - 6	1	4	2	0	0	11
J16	Missouri*	24	3 - 5	1 - 2	2 - 4	0 - 3 - 3	4	5	8	0	1	9
J19	at South Carolina*	25	0 - 8	0 - 3	0 - 2	2 - 2 - 4	1	1	1	0	0	0
J26	Georgia*	21	3 - 9	0 - 2	6 - 8	2 - 2 - 4	4	3	2	0	0	12
J30	at LSU*	26	5 - 11	0 - 4	2 - 3	1 - 3 - 4	2	2	2	0	3	12
F2	Kentucky*	32	8 - 19	2 - 7	9 - 9	1 - 4 - 5	4	0	3	1	0	27
F6	at Ole Miss*	25	4 - 8	2 - 2	4 - 4	1 - 7 - 8	1	4	4	0	3	14
F10	Auburn*	24	2 - 5	1 - 2	3 - 4	1 - 2 - 3	3	4	3	1	2	8
F16	at Missouri*	24	4 - 8	0 - 2	2 - 2	4 - 1 - 5	3	1	2	0	1	10
F20	Vanderbilt*	26	3 - 11	3 - 8	0 - 0	0 - 2 - 2	2	2	1	0	0	9
F23	at Arkansas*	25	6 - 16	3 - 7	0 - 0	2 - 4 - 6	1	0	2	0	2	15
F27	at Florida*	22	4 - 10	0 - 2	3 - 3	4 - 5 - 9	3	2	1	0	0	11
M2	Alabama*	21	3 - 7	1 - 3	8 - 10	3 - 3 - 6	4	1	2	0	0	15
M6	Georgia*	20	0 - 5	0 - 3	0 - 0	1 - 1 - 2	4	3	2	0	0	0
M7	Kentucky*	26	5 - 16	3 - 8	0 - 0	0 - 1 - 1	1	0	1	0	1	13
M8	South Carolina*	28	6 - 15	3 - 8	2 - 4	2 - 3 - 5	2	1	2	0	1	17
M22	FGCU*	23	1 - 7	0 - 2	1 - 2	2 - 8 - 10	4	5	3	0	0	3
M24	Iowa*	26	6 - 10	1 - 2	0 - 2	4 - 5 - 9	0	4	1	2	1	13

*Starter

» BY THE NUMBERS

MISCELLANEOUS	2024-25	CAREER
10-Plus Points	20	39
20-Plus Points	1	2
10-Plus Rebounds	1	4
Double-Doubles	0	3
Leads Team in Points	2	6
Leads Team in Rebounds	2	9
Leads Team in Assists	4	5

» CAREER STATS

YEAR	G-GS	MP/AVG.	FG-A	PCT.	3G-A	PCT.	FT-A	PCT.	O-D-TRB	AVG.	PF	A	TO	B	S	TP	AVG.
23-24	33-33	626/19.0	126-272	.463	14-70	.200	74-99	.747	59-120-179	5.4	80-3	48	82	5	21	340	10.3
24-25	34-34	788/23.2	131-317	.413	35-116	.302	64-87	.736	66-97-163	4.8	79-1	78	82	6	31	361	10.6
TOTAL	67-67	1414/21.1	257-589	.436	49-186	.263	138-186	.742	125-217-342	5.1	159-4	126	164	11	52	701	10.5

#12 PAYTON VERHULST

SENIOR | 6-1 | GUARD | DE SOTO, KAN. (LOUISVILLE)



SEASON/CAREER BESTS

POINTS

Season: 38 vs MIZ 1/16/25

Career: 38 vs MIZ 1/16/25

FG MADE

Season: 13 vs MIZ 1/16/25

Career: 13 vs MIZ 1/16/25

FG ATTEMPTS

Season: 23 vs TEX 1/2/25

Career: 23 vs TEX 1/2/25

3PT MADE

Season: 6 vs MIZ 1/16/25

Career: 6 (3x); MR: vs MIZ 1/16/25

3PT ATTEMPTS

Season: 11 (2x); MR: at TENN 1/5/25

Career: 11 (4x); MR: at TENN 1/5/25

FT MADE

Season: 8 vs TEX 1/2/25

Career: 8 vs TEX 1/2/25

FT ATTEMPTS

Season: 9 vs TEX 1/2/25

Career: 9 vs TEX 1/2/25

REBOUNDS

Season: 10 (3x); MR: at MISS 2/6/25

Career: 13 (2x); MR: vs OSU 2/24/24

ASSISTS

Season: 10 vs DUKE 11/27/24

Career: 10 (2x); MR: vs DUKE 11/27/24

BLOCKS

Season: 3 vs UVA 11/8/24

Career: 5 vs BU 2/14/24

STEALS

Season: 3 (8x); MR: vs UGA 3/6/25

Career: 4 at ISU 2/10/24

MINUTES

Season: 39 vs DUKE 11/27/24

Career: 39 (2x); MR: vs DUKE 11/27/24

» NOTABLE

2025 All-SEC Second Team ... 2024 WBCA All-America Honorable Mention ... 2024 Big 12 Newcomer of the Year ... 2024 First Team All-Big 12 ... Consensus five-star prospect ... Ranked No. 12 prospect in 2021 class by ESPN ... McDonald's All-American ... Naismith Second Team High School All-American ... Averaged 20.0 PPG, 7.5 RPG, 3.8 SPG, 3.6 APG and 3.5 BPG as a senior in high school.

» GAME-BY-GAME

DATE	OPPONENT	MIN	FG	3FG	FT	O-D-TRB	PF	A	TO	B	S	PTS
N4	Southern*	26	1-8	0-5	2-2	3-6-9	0	4	1	1	1	4
N8	Virginia*	22	5-7	2-4	1-2	0-4-4	1	5	3	3	0	13
N13	Western Carolina*	21	2-6	0-2	2-2	1-3-4	1	3	1	0	2	6
N19	at Wichita State*	29	6-10	3-6	1-1	0-7-7	0	2	2	1	1	16
N22	at UNLV*	19	3-8	2-4	0-0	0-4-4	3	4	1	0	1	8
N25	DePaul*	27	6-10	4-6	2-2	0-7-7	0	9	1	2	1	18
N27	Duke*	39	11-21	4-9	3-4	1-9-10	3	10	5	1	0	29
D4	at Louisville*	33	5-12	4-8	7-8	1-6-7	4	3	2	0	3	21
D8	Alabama State*	16	5-9	3-6	0-0	0-1-1	0	3	1	0	3	13
D15	Oral Roberts*	23	4-11	4-9	0-0	2-7-9	0	4	3	0	1	12
D17	Michigan*	33	3-11	1-6	5-6	1-3-4	1	2	4	2	3	12
D22	Omaha*	16	3-9	2-8	0-0	0-4-4	3	2	2	0	2	8
D29	New Mexico State*	29	6-13	3-8	0-0	1-5-6	1	3	0	0	1	15
J2	Texas*	35	7-23	1-11	8-9	3-5-8	4	4	2	1	0	23
J5	at Tennessee*	33	5-15	4-11	2-2	1-4-5	0	0	4	0	1	16
J9	at Mississippi State*	28	6-18	0-5	3-4	0-6-6	3	6	2	0	0	15
J12	Texas A&M*	25	2-7	1-5	2-2	1-2-3	3	7	1	2	0	7
J16	Missouri*	31	13-19	6-9	6-6	0-3-3	2	0	1	1	1	38
J19	at South Carolina*	24	1-6	1-3	0-0	1-5-6	1	3	2	1	1	3
J26	Georgia*	25	5-11	3-8	0-0	0-4-4	2	2	1	1	1	13
J30	at LSU*	33	9-20	3-9	5-6	3-4-7	2	4	1	0	3	26
F2	Kentucky*	35	5-15	1-7	0-0	0-10-10	4	5	4	2	1	11
F6	at Ole Miss*	36	7-18	2-5	3-5	4-6-10	1	5	2	3	2	19
F10	Auburn*	34	4-13	2-9	5-6	0-6-6	0	1	1	0	1	15
F16	at Missouri*	33	6-12	3-8	0-0	0-2-2	3	4	0	1	2	15
F20	Vanderbilt*	29	5-13	4-10	2-2	1-7-8	3	4	3	0	0	16
F23	at Arkansas*	26	5-11	2-7	0-0	2-2-4	2	4	1	0	3	12
F27	at Florida*	29	7-13	2-5	1-2	2-5-7	2	3	4	0	3	17
M2	Alabama*	32	7-15	4-8	6-7	1-2-3	1	4	3	1	3	24
M6	Georgia*	26	1-8	0-6	0-0	1-4-5	0	7	0	2	3	2
M7	Kentucky*	33	6-12	2-3	2-2	1-4-5	2	1	4	2	2	16
M8	South Carolina*	38	6-10	3-6	0-0	1-5-6	3	9	2	1	1	15
M22	FGCU*	34	5-10	1-5	2-3	0-6-6	2	6	2	0	1	13
M24	Iowa*	33	5-14	2-6	4-6	2-5-7	2	3	2	0	1	16

*Starter

» BY THE NUMBERS

Miscellaneous	2024-25	Career
10-Plus Points	26	49
20-Plus Points	6	11
10-Plus Rebounds	3	7
Double-Doubles	3	7
Triple-Doubles	1	1
Leads Team in Points	14	21
Leads Team in Rebounds	6	14
Leads Team in Assists	14	24

» CAREER STATS

YEAR	G-GS	MP/AVG.	FG-A	PCT.	3G-A	PCT.	FT-A	PCT.	O-D-TRB	AVG.	PF	A	TO	B	S	TP	AVG.
21-22*	32-0	354/11.1	39-91	.429	14-35	.400	12-16	.750	14-47-61	1.9	37	24	20	9	21	104	3.3
22-23*	8-0	120/15.0	21-55	.382	5-24	.208	4-6	.667	4-8-12	1.5	9	7	6	2	9	51	6.4
23-24	32-32	932/29.1	146-369	.396	57-163	.350	53-67	.791	29-56-185	5.8	78-2	126	77	32	39	402	12.6
24-25	34-34	991/29.2	177-418	.423	79-227	.348	74-89	.831	34-163-197	5.8	59-0	136	68	28	49	507	14.9
TOTAL	106-66	2398/22.6	383-933	.411	155-449	.345	143-178	.803	81-374-455	4.3	183-3	293	171	71	118	1064	10.0

*AT LOUISVILLE

#15 LEXY KEYS

RS-SENIOR | 5-7 | GUARD | TAHLEQUAH, OKLA. (OKLAHOMA STATE)



SEASON/CAREER BESTS

POINTS

Season: 12 at WSU 11/19/24

Career: 22 vs WVU 1/22/22

FG MADE

Season: 4 (4x); MR: vs MICH 12/17/24

Career: 7 vs KU 1/30/21

FG ATTEMPTS

Season: 10 vs MICH 12/17/24

Career: 20 vs WVU 1/22/22

3PT MADE

Season: 3 (6x); MR: at LSU 1/30/25

Career: 5 (2x); MR: at OKLA 3/2/22

3PT ATTEMPTS

Season: 8 vs ORU 12/15/24

Career: 12 at KSU 2/20/22

FT MADE

Season: 4 at MIZ 2/16/25

Career: 8 vs WVU 1/22/22

FT ATTEMPTS

Season: 4 (2x); MR: at MIZ 2/16/25

Career: 9 vs WVU 1/22/22

REBOUNDS

Season: 5 vs ORU 12/15/24

Career: 12 vs OU 2/6/21

ASSISTS

Season: 5 vs UGA 3/6/25

Career: 8 (2x); MR: at ISU 1/13/21

BLOCKS

Season: 1 (2x); MR: UGA 3/6/25

Career: 2 at KU 1/30/21

STEALS

Season: 3 (2x); MR: vs MIZ 1/16/25

Career: 7 vs UCF 12/30/23

MINUTES

Season: 28 at LSU 1/30/25

Career: 45 at TTU 2/18/23

» NOTABLE

Eclipsed 1,000 career points on 2/20/24 ... Transferred to OU from Oklahoma State in 2023 after three years at OSU ... Made 130 3-pointers as a Cowgirl ... Won two 3A state championships at Tahlequah Sequoyah (Okla.) ... Member of Cherokee Tribe ... Earned bachelor's degree in Psychology with an emphasis on Pre-Occupational Therapy from Oklahoma State.

» GAME-BY-GAME

DATE	OPPONENT	MIN	FG	3FG	FT	O-D-TRB	PF	A	TO	B	S	PTS
N4	Southern	17	1-2	1-2	0-0	0-1-1	2	2	1	0	0	3
N8	Virginia	18	1-7	0-6	1-1	0-1-1	0	2	0	0	2	3
N13	Western Carolina	16	4-4	3-3	0-0	0-4-4	1	4	0	0	2	11
N19	at Wichita State	21	4-5	3-3	1-1	0-1-1	0	1	1	0	0	12
N22	at UNLV	22	3-6	2-5	0-0	0-5-5	2	4	2	0	1	8
N25	DePaul	23	2-6	0-3	0-2	1-3-4	1	1	2	0	0	4
N27	Duke	24	2-2	1-1	3-4	0-1-1	4	2	1	0	1	8
D4	at Louisville	24	2-3	2-3	0-0	0-2-2	0	2	2	0	0	6
D8	Alabama State	12	4-7	3-6	0-0	0-0-0	0	1	0	0	1	11
D15	Oral Roberts	18	3-8	3-7	0-0	2-3-5	1	2	0	0	1	9
D17	Michigan	18	4-10	3-7	0-0	0-0-0	2	1	1	0	3	11
D22	Omaha	16	2-5	0-2	2-2	0-2-2	1	0	1	0	2	6
D29	New Mexico State	17	3-5	3-4	0-0	0-3-3	0	0	2	0	0	9
J2	Texas	22	0-2	0-1	0-0	0-1-1	3	2	1	0	1	0
J5	at Tennessee	17	2-5	2-4	0-0	0-2-2	2	1	3	0	2	6
J9	at Mississippi State	27	2-7	2-6	0-0	0-2-2	1	3	2	0	1	6
J12	Texas A&M	20	0-5	0-5	0-0	0-4-4	0	2	0	0	2	0
J16	Missouri	28	3-5	0-2	0-0	0-3-3	1	2	2	0	3	6
J19	at South Carolina	19	3-6	2-5	0-0	0-3-3	1	1	3	0	0	8
J26	Georgia	21	2-3	1-2	0-0	1-2-3	1	1	1	0	0	5
J30	at LSU	28	3-5	3-5	0-0	0-1-1	3	4	1	0	0	9
F2	Kentucky	17	0-3	0-2	0-0	1-2-3	2	1	0	0	0	0
F6	at Ole Miss	23	1-2	1-2	0-0	0-2-2	0	1	2	0	2	3
F10	Auburn	24	2-7	1-6	1-2	0-0-0	2	2	0	0	1	6
F16	at Missouri	27	2-6	2-6	4-4	0-1-1	0	1	2	0	0	10
F20	Vanderbilt	23	2-6	2-6	0-0	0-4-4	3	3	0	0	2	6
F23	at Arkansas	24	0-4	0-4	0-0	0-1-1	0	1	1	1	0	0
F27	at Florida	21	1-1	1-1	0-2	0-2-2	0	2	1	0	2	3
M2	Alabama	27	2-7	2-5	0-0	0-4-4	0	4	0	0	0	6
M6	Georgia	21	0-3	0-3	0-0	0-0-0	1	5	0	1	2	0
M7	Kentucky	21	0-4	0-3	0-0	0-1-1	2	2	0	0	0	0
M8	South Carolina	19	1-6	1-6	0-0	0-3-3	1	0	0	0	0	3
M22	FGCU	18	2-4	2-4	0-0	1-1-2	1	1	1	0	0	6
M24	Iowa	27	0-6	0-6	0-0	0-4-4	0	4	0	0	1	0

*Starter

» BY THE NUMBERS

Miscellaneous	2024-25	Career
10-Plus Points	5	55
20-Plus Points	0	2
10-Plus Rebounds	0	1
Double-Doubles	0	0
Leads Team in Points	0	7
Leads Team in Rebounds	0	4
Leads Team in Assists	2	19

» CAREER STATS

YEAR	G-GS	MP/AVG.	FG-A	PCT.	3G-A	PCT.	FT-A	PCT.	O-D-TRB	AVG.	PF	A	TO	B	S	TP	AVG.
20-21*	28-16	720/25.7	68-186	.366	34-103	.330	35-41	.854	4-67-71	2.5	34	72	34	4	24	205	7.3
21-22*	28-23	887/31.7	91-305	.298	51-170	.300	49-66	.742	12-63-75	2.7	29	43	39	3	25	282	10.1
22-23*	32-32	1009/31.5	105-289	.363	45-143	.315	47-62	.758	19-93-112	3.5	39	60	54	3	36	302	9.4
23-24	33-33	944/28.6	99-222	.446	57-146	.390	22-30	.733	28-59-87	2.6	58-0	77	38	1	51	277	8.4
24-25	34-0	725/21.3	63-167	.377	46-136	.338	12-18	.667	6-69-75	2.2	38-0	65	33	2	32	184	5.4
TOTAL	155-104	4287/27.7	426-1169	.364	233-698	.334	165-217	.760	69-351-420	2.7	198-1	317	198	13	168	1250	8.1

*AT OKLAHOMA STATE

#20 AUBREY JOENS

RS-SENIOR | 5-8 | GUARD | IOWA CITY, IOWA (IOWA STATE)



SEASON/CAREER BESTS

POINTS

Season: 14 vs ALST 12/8/24

Career: 24 vs Longwood 12/5/21

FG MADE

Season: 4 vs ALST 12/8/24

Career: 9 vs Texas Tech 2/15/23

FG ATTEMPTS

Season: 6 vs ALST 12/8/24

Career: 17 at UC 2/20/24

3PT MADE

Season: 4 vs ALST 12/8/24

Career: 7 vs Penn State 11/27/21

3PT ATTEMPTS

Season: 6 vs ALST 12/8/24

Career: 12 at TCU 12/2/20

FT MADE

Season: 2 vs ALST 12/8/24

Career: 4 (7x); MR: vs UCF 12/30/23

FT ATTEMPTS

Season: 2 vs ALST 12/8/24

Career: 7 vs UCF 12/30/23

REBOUNDS

Season: 3 (2x); MR: vs UNO 12/22/24

Career: 14 vs Longwood 12/5/21

ASSISTS

Season: 3 vs UVA 11/8/24

Career: 5 vs WVU 2/4/23

BLOCKS

Season: N/A

Career: 2 vs WVU 2/4/23

STEALS

Season: 1 vs ALST 12/8/24

Career: 4 (2x); MR: vs Portland 3/18/23

MINUTES

Season: 17 vs ALST 12/8/24

Career: 40 vs UMass 11/28/21

» NOTABLE

Played in over 130 career games ... Has four sisters, Courtney, who played at Illinois, Ashley, who plays professionally, Kelsey, who plays at Iowa State, and Bailey ... Was a five-star prospect in high school and starred for the All-Iowa Attack EYBL team ... Made over 190 3-pointers in career.

» GAME-BY-GAME

DATE	OPPONENT	MIN	FG	3FG	FT	O-D-TRB	PF	A	TO	B	S	PTS
N4	Southern	8	0-3	0-2	0-0	0-0-0	0	0	0	0	0	0
N8	Virginia	12	0-5	0-5	0-0	0-0-0	1	3	1	0	0	0
N13	Western Carolina	11	3-3	3-3	0-0	0-1-1	0	1	0	0	0	9
N19	at Wichita State	3	0-1	0-1	0-0	0-1-1	0	0	2	0	0	0
N22	at UNLV	10	2-4	0-2	0-1	0-2-2	1	0	2	0	0	4
N25	DePaul	7	0-5	0-3	0-0	0-2-2	1	2	1	0	0	0
N27	Duke					DNP						
D4	at Louisville	2	0-0	0-0	0-0	0-0-0	1	0	1	0	0	0
D8	Alabama State	17	4-6	4-6	2-2	0-2-2	1	1	1	0	1	14
D15	Oral Roberts	7	1-4	1-4	0-0	0-3-3	0	1	0	0	0	3
D17	Michigan					DNP						
D22	Omaha	15	3-7	2-5	0-0	1-2-3	0	0	0	0	0	8
D29	New Mexico State					DNP						
J2	Texas					DNP						
J5	at Tennessee	2	0-0	0-0	0-0	0-0-0	0	0	0	0	0	0
J9	at Mississippi State	3	1-2	0-1	0-0	0-1-1	0	0	1	0	0	2
J12	Texas A&M	3	0-2	0-2	0-0	0-0-0	0	0	0	0	0	0
J16	Missouri					DNP						
J19	at South Carolina	6	1-1	1-1	0-0	0-0-0	0	0	0	1	0	3
J26	Georgia	6	0-1	0-1	0-0	0-1-1	0	0	0	0	0	0
J30	at LSU					DNP						
F2	Kentucky					DNP						
F6	at Ole Miss					DNP						
F10	Auburn	1	0-0	0-0	0-0	0-0-0	0	0	0	0	0	0
F16	at Missouri	2	1-1	1-1	0-0	0-0-0	0	0	0	0	0	3
F20	Vanderbilt	2	1-1	0-0	0-0	0-1-1	0	0	0	0	0	2
F23	at Arkansas	3	0-0	0-0	0-0	0-2-2	0	0	0	0	0	0
F27	at Florida	2	0-0	0-0	0-0	0-1-1	0	0	0	0	0	0
M2	Alabama					DNP						
M6	Georgia	3	0-2	0-1	0-0	0-1-1	0	0	0	0	0	0
M7	Kentucky					DNP						
M8	South Carolina					DNP						
M22	FGCU	1	0-0	0-0	0-0	0-0-0	0	0	0	0	0	0
M24	Iowa	4	1-2	1-1	0-0	0-1-1	0	0	0	0	0	3

*Starter

» BY THE NUMBERS

Miscellaneous	2024-25	Career
10-Plus Points	1	35
20-Plus Points	0	4
10-Plus Rebounds	0	8
Double-Doubles	0	6
Leads Team in Points	0	9
Leads Team in Rebounds	0	9
Leads Team in Assists	0	1

» CAREER STATS

YEAR	G-GS	MP/AVG.	FG-A	PCT.	3G-A	PCT.	FT-A	PCT.	O-D-TRB	AVG.	PF	A	TO	B	S	TP	AVG.
20-21*	27-2	357/13.2	43-118	.364	34-99	.343	12-16	.750	14-39-53	2.0	33	13	15	3	16	132	4.9
21-22*	34-15	725/21.3	70-168	.417	62-146	.425	10-11	.909	23-137-160	4.7	36	12	23	3	20	212	6.2
22-23	33-0	521/15.8	64-153	.418	41-99	.414	33-36	.917	34-76-110	3.3	50	27	21	4	25	202	6.1
23-24	33-0	554/16.8	85-213	.399	44-133	.331	31-45	.689	37-73-110	3.3	35-0	22	23	1	22	245	7.4
24-25	23-0	130/5.6	18-50	.360	13-39	.333	2-3	.667	1-20-21	0.9	5-0	8	9	1	1	51	2.2
TOTAL	150-17	2291/15.3	280-702	.399	194-516	.376	88-111	.793	109-345-454	3.0	159-1	82	91	12	84	842	5.6

*AT IOWA STATE

#24 SKYLAR VANN

RS-SENIOR | 6-0 | FORWARD | EDMOND, OKLA. (DEER CREEK HS)



SEASON/CAREER BESTS

POINTS

Season: 24 vs FGCU 3/22/25

Career: 26 vs UNLV 12/9/23

FG MADE

Season: 9 (3x); MR: vs FGCU 3/22/25

Career: 11 vs UNLV 12/9/23

FG ATTEMPTS

Season: 15 (3x); MR: vs FGCU 3/22/25

Career: 23 at IU 3/25/24

3PT MADE

Season: 3 (3x); MR: vs IOWA 3/24/25

Career: 4 (2x); MR: vs UNLV 12/9/23

3PT ATTEMPTS

Season: 6 (5x); MR: FGCU 3/22/25

Career: 8 (2x); MR: vs UNLV 12/9/23

FT MADE

Season: 5 (2x); MR: vs VAN 2/20/25

Career: 6 (3x); MR: vs GRAM 12/1/23

FT ATTEMPTS

Season: 6 vs VAN 2/20/25

Career: 8 vs K-State 3/1/23

REBOUNDS

Season: 10 vs UVA 11/8/24

Career: 14 at WVU 2/17/24

ASSISTS

Season: 8 vs UNO 12/22/24

Career: 8 vs UNO 12/22/24

BLOCKS

Season: 1 (4x); MR: vs DEP 11/25/24

Career: 3 (5x)

STEALS

Season: 4 at UF 2/25/27

Career: 4 (4x); MR: at UF 2/25/27

MINUTES

Season: 36 vs DUKE 11/27/24

Career: 40 vs Texas State 12/23/20

» NOTABLE

Preseason All-SEC ... Preseason All-America honoree ... Katrina McClain Watch List ... Naismith POTY watch list ... 2024 AP and WBCA All-America Honorable Mention ... 2024 Big 12 Co-Player of the Year ... 2024 Unanimous First Team All-Big 12 ... Averaging career highs in points, rebounds and assists in 2024 ... 2023 and 2022 Big 12 6th Player of the Year ... Cheryl Miller Award preseason watch list (nation's top SF) ... 2023 All-Big 12 honorable mention ... Dad, Bryatt, played at OU under Billy Tubbs in the 1990s, and sister, Zya, is a freshman guard at OU.

» GAME-BY-GAME

DATE	OPPONENT	MIN	FG	3FG	FT	O-D-TRB	PF	A	TO	B	S	PTS
N4	Southern*	25	5-9	1-4	1-1	2-5-7	1	1	2	0	0	12
N8	Virginia*	22	3-9	2-6	0-0	3-7-10	1	3	2	1	1	8
N13	Western Carolina*	18	6-12	1-4	2-2	2-3-5	0	4	0	0	0	15
N19	at Wichita State*	23	3-10	1-3	0-0	0-2-2	3	2	2	1	3	7
N22	at UNLV*	25	6-12	3-6	0-0	1-4-5	2	1	0	1	2	15
N25	DePaul*	20	5-9	1-4	0-0	0-3-3	4	1	1	1	1	11
N27	Duke*	36	5-11	2-5	1-1	3-0-3	2	7	1	0	2	13
D4	at Louisville*	21	2-9	0-3	1-1	2-5-7	3	0	1	0	1	5
D8	Alabama State*	15	9-13	2-5	0-0	1-1-2	0	3	0	0	0	20
D15	Oral Roberts*	17	3-12	0-5	0-0	1-1-2	4	3	1	0	1	6
D17	Michigan*	33	5-13	1-5	1-2	4-0-4	2	4	1	0	2	12
D22	Omaha*	20	5-10	2-6	0-0	3-5-8	3	8	1	0	0	12
D29	New Mexico State*	27	3-10	1-5	0-0	3-1-4	2	1	0	0	1	7
J2	Texas*	25	3-6	0-1	2-4	2-2-4	2	1	4	0	1	8
J5	at Tennessee*	20	0-1	0-1	0-0	0-7-7	4	3	3	0	2	0
J9	at Mississippi State*	25	3-7	1-3	0-0	0-5-5	1	1	3	0	0	7
J12	Texas A&M*	22	3-9	2-5	1-2	1-5-6	2	1	5	0	3	9
J16	Missouri*	24	0-4	0-2	2-2	1-1-2	1	3	2	0	2	2
J19	at South Carolina*	19	5-9	1-4	2-4	3-1-4	2	1	2	0	1	13
J26	Georgia*	19	2-5	0-1	0-0	2-3-5	3	1	1	0	1	4
J30	at LSU*	14	2-5	2-4	0-0	0-0-0	4	1	0	0	0	6
F2	Kentucky*	22	4-9	1-4	2-2	4-1-5	5	4	1	0	1	11
F6	at Ole Miss*	21	3-8	1-3	0-0	0-2-2	5	1	2	0	1	7
F10	Auburn*	25	9-15	1-4	1-1	3-2-5	4	4	3	0	0	20
F16	at Missouri*	25	4-11	1-5	5-5	3-1-4	3	2	2	0	0	14
F20	Vanderbilt*	26	4-10	0-2	5-6	6-3-9	2	4	1	0	2	13
F23	at Arkansas*	24	5-15	2-6	0-0	3-3-6	1	5	1	0	1	12
F27	at Florida*	27	4-12	2-5	3-4	1-4-5	1	1	3	0	4	13
M2	Alabama*	17	0-8	0-4	0-0	1-3-4	5	3	0	0	0	0
M6	Georgia*	21	4-8	0-3	0-0	3-1-4	2	3	3	0	2	8
M7	Kentucky*	21	1-8	0-5	0-0	2-2-4	1	4	1	0	1	2
M8	South Carolina*	28	3-8	0-3	0-0	5-4-9	1	4	2	0	1	6
M22	FGCU*	30	9-15	3-6	3-3	7-2-9	1	4	2	0	1	24
M24	Iowa*	21	6-9	3-5	2-2	4-2-6	3	4	1	0	2	17

*Starter

» BY THE NUMBERS

Miscellaneous	2024-25	Career
10-Plus Points	17	92
20-Plus Points	3	20
10-Plus Rebounds	1	16
Double-Doubles	0	12
Leads Team in Points	5	32
Leads Team in Rebounds	2	31
Leads Team in Assists	7	14

» CAREER STATS

YEAR	G-GS	MP/AVG.	FG-A	PCT.	3G-A	PCT.	FT-A	PCT.	O-D-TRB	AVG.	PF	A	TO	B	S	TP	AVG.
20-21	23-6	461/20.0	75-156	.481	22-69	.319	12-21	.571	46-61-107	4.7	44	8	14	13	16	184	8.0
21-22	33-1	694/21.0	156-347	.450	43-125	.344	34-47	.723	76-116-192	5.8	75	50	38	21	49	389	11.8
22-23	33-0	670/20.3	153-335	.457	22-81	.272	53-68	.779	80-145-225	6.8	78	68	62	12	25	381	11.5
23-24	33-32	873/26.5	203-449	.452	37-132	.280	56-72	.778	85-145-230	7.0	82-1	78	63	18	35	499	15.1
24-25	34-34	782/23.0	134-321	.417	37-137	.270	34-42	.810	76-91-167	4.9	80-3	93	54	4	40	339	10.0
TOTAL	156-73	3482/22.3	721-1608	.448	161-544	.296	189-250	.756	363-558-921	5.9	359-7	297	231	68	165	1792	11.5

#25 LANDRY ALLEN

SOPHOMORE | 6-3 | CENTER | TUTTLE, OKLA. (TUTTLE HS)



SEASON/CAREER BESTS

POINTS

Season: 6 vs UGA 1/26/25

Career: 11 vs GRAM 12/1/23

FG MADE

Season: 2 (3x); MR: vs UK 3/7/25

Career: 5 vs GRAM 12/1/23

FG ATTEMPTS

Season: 4 (2x); MR: vs UK 3/7/25

Career: 11 vs GRAM 12/1/23

3PT MADE

Season: 1 (5x); MR: vs UK 3/7/25

Career: 1 (6x); MR: vs UK 3/7/25

3PT ATTEMPTS

Season: 3 vs UK 3/7/25

Career: 3 vs UK 3/7/25

FT MADE

Season: 2 vs UGA 1/26/25

Career: 2 vs UGA 1/26/25

FT ATTEMPTS

Season: 4 vs UGA 1/26/25

Career: 4 (2x); MR: vs UGA 1/26/25

REBOUNDS

Season: 3 (2x); MR: vs UGA 1/26/25

Career: 12 vs GRAM 12/1/23

ASSISTS

Season: 2 (2x); MR: vs UK 3/7/25

Career: 2 (4x); MR: vs UK 3/7/25

BLOCKS

Season: 3 at UF 2/27/25

Career: 3 (2x); MR: at UF 2/27/25

STEALS

Season: 1 (6x); MR: vs IOWA 3/24/25

Career: 3 vs ASU 11/15/23

MINUTES

Season: 11 (2x); MR: vs UK 3/7/25

Career: 17 vs GRAM 12/1/23

» NOTABLE

A four-star recruit per ESPN and Prep Girls Hoops ... Rated by ESPN as the No. 10 center in the 2023 class and as the No. 2 player in Oklahoma by Prep Girls Hoops ... Averaged 17.2 points, 9.1 rebounds, 3.6 blocks and 1.1 assists per game as a senior at Tuttle where she won the 2022 state championship.

» GAME-BY-GAME

DATE	OPPONENT	MIN	FG	3FG	FT	O-D-TRB	PF	A	TO	B	S	PTS
N4	Southern					DNP						
N8	Virginia	2	0-2	0-0	0-0	0-1-1	0	0	0	0	0	0
N13	Western Carolina	5	0-0	0-0	0-0	0-0-0	0	2	0	1	0	0
N19	at Wichita State					DNP						
N22	at UNLV	2	1-1	0-0	0-0	0-1-1	0	0	0	0	0	2
N25	DePaul	3	1-1	0-0	0-0	0-0-0	0	0	1	0	0	2
N27	Duke					DNP						
D4	at Louisville					DNP						
D8	Alabama State	6	1-4	1-1	0-0	0-1-1	1	0	0	0	1	3
D15	Oral Roberts	0	0-0	0-0	0-0	0-0-0	0	0	0	0	1	0
D17	Michigan					DNP						
D22	Omaha	4	0-0	0-0	1-2	0-3-3	0	0	0	1	0	1
D29	New Mexico State					DNP						
J2	Texas					DNP						
J5	at Tennessee					DNP						
J9	at Mississippi State					DNP						
J12	Texas A&M	4	2-3	0-1	0-0	0-1-1	2	0	0	1	1	4
J16	Missouri	9	1-3	1-2	0-0	0-0-0	0	0	0	1	0	3
J19	at South Carolina	10	0-2	0-2	0-0	0-1-1	2	1	0	1	1	0
J26	Georgia	8	2-2	0-0	2-4	1-2-3	2	1	0	0	0	6
J30	at LSU	3	0-0	0-0	0-0	0-0-0	1	0	0	0	0	0
F2	Kentucky					DNP						
F6	at Ole Miss					DNP						
F10	Auburn	2	1-1	0-0	0-0	0-0-0	0	0	0	0	0	2
F16	at Missouri					DNP						
F20	Vanderbilt	2	0-0	0-0	0-0	0-0-0	0	0	1	0	0	0
F23	at Arkansas	5	1-2	1-1	0-0	0-1-1	1	0	0	0	0	3
F27	at Florida	11	1-3	1-1	0-2	1-1-2	1	1	0	3	1	3
M2	Alabama					DNP						
M6	Georgia	3	1-1	0-0	0-0	0-0-0	1	0	1	0	0	2
M7	Kentucky	11	2-4	1-3	0-0	1-1-2	1	2	0	0	0	5
M8	South Carolina	6	0-2	0-1	0-0	0-1-1	2	0	1	0	0	0
M22	FGCU	1	0-0	0-0	0-0	1-1-2	0	0	1	0	0	0
M24	Iowa	3	1-3	0-1	0-0	0-0-0	1	0	0	0	1	2

*Starter

» BY THE NUMBERS

MISCELLANEOUS	2024-25	CAREER
10-Plus Points	0	1
20-Plus Points	0	0
10-Plus Rebounds	0	1
Double-Doubles	0	1
Leads Team in Points	0	0
Leads Team in Rebounds	0	1
Leads Team in Assists	0	0

» CAREER STATS

YEAR	G-GS	MP/AVG.	FG-A	PCT.	3G-A	PCT.	FT-A	PCT.	O-D-TRB	AVG.	PF	A	TO	B	S	TP	AVG.
23-24	25-0	158/6.3	20-55	.364	1-10	.100	2-7	.286	13-37-50	2.0	26-0	9	8	14	8	43	1.7
24-25	21-0	101/4.8	15-34	.441	5-13	.385	3-8	.375	4-15-19	0.9	15-0	7	5	9	6	38	1.8
TOTAL	46-0	259/5.6	35-89	.393	6-23	.261	5-15	.333	17-52-69	1.5	41-0	16	13	23	14	81	1.8

#34 LIZ SCOTT

RS-SENIOR | 6-2 | CENTER | HOUSTON, TEXAS (KLEIN OAK HS)



SEASON/CAREER BESTS

POINTS

Season: 14 (2x); MR: vs TEX 1/2/25

Career: 22 vs OSU 1/26/22

FG MADE

Season: 5 (2x); MR: vs UGA 3/6/25

Career: 8 at K-State 2/12/23

FG ATTEMPTS

Season: 9 vs FGCU 3/22/25

Career: 13 at K-State 2/12/23

3PT MADE

Season: 1 (4x); MR: SCAR 3/8/25

Career: 1 (6x); MR: SCAR 3/8/25

3PT ATTEMPTS

Season: 1 (5x); MR: SCAR 3/8/25

Career: 3 vs IUPUI 3/19/22

FT MADE

Season: 6 vs DEP 11/25/24

Career: 10 vs OSU 1/26/22

FT ATTEMPTS

Season: 10 vs DEP 11/25/24

Career: 12 (2x); MR: vs ND 3/21/22

REBOUNDS

Season: 9 vs DEP 11/25/24

Career: 15 vs KU 1/14/23

ASSISTS

Season: 3 (5x); MR: vs FGCU 3/22/24

Career: 4 (4x)

BLOCKS

Season: 2 (2x); MR: vs FGCU 3/22/25

Career: 4 vs ND 3/21/22

STEALS

Season: 3 (2x); MR: vs UK 3/7/25

Career: 4 (3x); MR: vs UTA 11/20/22

MINUTES

Season: 20 (2x); MR: vs UGA 3/6/25

Career: 38 vs Utah 12/21/22

» NOTABLE

Back in 2024-25 as a 6th-year player after missing all of last season due to shoulder injury ... Was named to Lisa Leslie preseason watch list (nation's top center) ... Played in over 100 games (62 starts) in OU career ... Started all 33 games for the Sooners in 2022-23 ... Posted 15 games of double-digit points and five 10+ rebound games as a junior ... Was a five-star prospect out of Klein Oak HS near Houston.

» GAME-BY-GAME

DATE	OPPONENT	MIN	FG	3FG	FT	O-D-TRB	PF	A	TO	B	S	PTS
N4	Southern	14	1 - 5	0 - 0	4 - 5	0 - 3 - 3	3	0	0	0	0	6
N8	Virginia	12	4 - 8	0 - 0	0 - 0	1 - 2 - 3	4	1	0	1	0	8
N13	Western Carolina	17	3 - 6	0 - 0	2 - 4	2 - 3 - 5	0	1	0	0	0	8
N19	at Wichita State	15	3 - 8	0 - 0	1 - 1	1 - 5 - 6	1	1	1	0	2	7
N22	at UNLV	15	3 - 4	0 - 0	0 - 1	1 - 5 - 6	2	1	0	0	0	6
N25	DePaul	17	4 - 5	0 - 0	6 - 10	4 - 5 - 9	1	2	2	2	1	14
N27	Duke	17	4 - 6	0 - 0	0 - 0	1 - 2 - 3	3	2	1	0	0	8
D4	at Louisville	10	0 - 0	0 - 0	3 - 4	0 - 3 - 3	4	0	4	1	0	3
D8	Alabama State	12	2 - 2	0 - 0	0 - 0	0 - 3 - 3	2	0	5	1	1	4
D15	Oral Roberts	19	3 - 6	0 - 0	1 - 2	3 - 3 - 6	2	0	1	0	0	7
D17	Michigan	19	3 - 5	0 - 0	0 - 0	4 - 4 - 8	1	2	2	0	3	6
D22	Omaha	14	2 - 5	0 - 0	0 - 0	1 - 2 - 3	4	2	3	1	1	4
D29	New Mexico State	15	3 - 5	0 - 0	0 - 2	3 - 3 - 6	2	2	1	0	1	6
J2	Texas	20	5 - 6	0 - 0	4 - 7	1 - 2 - 3	0	0	3	0	1	14
J5	at Tennessee	12	4 - 4	0 - 0	3 - 4	1 - 4 - 5	2	0	1	0	0	11
J9	at Mississippi State	18	4 - 5	0 - 0	4 - 4	1 - 5 - 6	3	1	1	0	1	12
J12	Texas A&M	11	1 - 1	0 - 0	0 - 0	0 - 5 - 5	5	2	4	0	0	2
J16	Missouri	7	0 - 0	0 - 0	0 - 0	1 - 1 - 2	2	0	2	0	0	0
J19	at South Carolina	13	0 - 4	0 - 0	0 - 0	3 - 4 - 7	2	3	0	0	0	0
J26	Georgia	17	4 - 5	1 - 1	1 - 3	0 - 5 - 5	2	2	2	0	1	10
J30	at LSU	3	0 - 1	0 - 0	0 - 0	0 - 0 - 0	1	1	3	0	0	0
F2	Kentucky					DNP						
F6	at Ole Miss*	18	3 - 5	0 - 0	4 - 4	2 - 3 - 5	4	1	2	0	2	10
F10	Auburn*	15	2 - 4	0 - 0	1 - 3	2 - 0 - 2	4	1	1	0	0	5
F16	at Missouri	12	2 - 6	1 - 1	1 - 2	1 - 2 - 3	2	2	0	0	1	6
F20	Vanderbilt	12	2 - 2	0 - 0	0 - 0	3 - 4 - 7	3	0	2	0	0	4
F23	at Arkansas	8	2 - 4	0 - 1	2 - 2	2 - 3 - 5	3	3	3	0	0	6
F27	at Florida	15	3 - 8	1 - 1	4 - 6	3 - 4 - 7	4	3	3	0	0	11
M2	Alabama	18	2 - 4	0 - 0	1 - 2	1 - 2 - 3	1	1	2	0	0	5
M6	Georgia	20	5 - 7	0 - 1	1 - 3	1 - 7 - 8	2	1	1	1	0	11
M7	Kentucky	15	0 - 5	0 - 0	4 - 4	1 - 4 - 5	0	3	1	1	3	4
M8	South Carolina	9	4 - 4	1 - 1	0 - 0	1 - 2 - 3	3	0	2	0	0	9
M22	FGCU	11	1 - 9	0 - 1	1 - 1	1 - 6 - 7	4	3	1	2	1	3
M24	Iowa	18	4 - 7	1 - 2	2 - 2	2 - 5 - 7	3	1	3	0	2	11

*Starter

» BY THE NUMBERS

Miscellaneous	2024-25	Career
10-Plus Points	9	33
20-Plus Points	0	2
10-Plus Rebounds	0	7
Double-Doubles	0	5
Leads Team in Points	0	4
Leads Team in Rebounds	2	17
Leads Team in Assists	0	2

» CAREER STATS

YEAR	G-GS	MP/AVG.	FG-A	PCT.	3G-A	PCT.	FT-A	PCT.	O-D-TRB	AVG.	PF	A	TO	B	S	TP	AVG.
19-20	15-0	98/6.5	16-35	.457	0-0	.000	7-19	.368	13-10-23	1.5	21-0	8	6	3	4	39	2.6
20-21	7-5	145/20.7	23-41	.561	0-0	.000	3-12	.250	6-32-38	5.4	30-3	7	13	1	12	49	7.0
21-22	33-24	497/15.1	80-168	.476	2-12	.167	56-82	.683	64-85-149	4.5	117-9	26	50	27	26	218	6.6
22-23	33-33	529/16.0	111-220	.505	1-8	.125	62-102	.608	68-139-207	6.3	107-6	48	50	20	28	285	8.6
23-24									DNP-INJURY								
24-25	33-2	466/14.1	83-156	.532	5-9	.556	50-76	.658	48-111-159	4.8	79-1	43	57	10	21	221	6.7
TOTAL	121-64	1734/14.3	313-620	.505	8-29	.276	178-291	.612	199-377-576	4.8	354-19	132	176	61	91	812	6.7

#52 RAEGAN BEERS

JUNIOR | 6-4 | CENTER | LITTLETON, COLO. (OREGON STATE)



SEASON/CAREER BESTS

POINTS

Season: 30 (2x); MR: at ARK 2/23/25

Career: 30 vs VAN 2/20/25

FG MADE

Season: 12 (2x); MR: at ARK 2/23/25

Career: 13 vs AZST 1/14/23

FG ATTEMPTS

Season: 20 vs FGCU 3/22/25

Career: 20 vs FGCU 3/22/25

3PT MADE

Season: 3 at ARK 2/23/25

Career: 3 at ARK 2/23/25

3PT ATTEMPTS

Season: 3 (3x); vs UGA 3/6/25

Career: 3 (3x); MR: vs UGA 3/6/25

FT MADE

Season: 10 vs TAMU 1/12/25

Career: 12 (2x); MR: vs ARIZ 1/12/24

FT ATTEMPTS

Season: 11 (2x); MR: vs VAN 2/20/25

Career: 18 vs ARIZ 1/12/24

REBOUNDS

Season: 18 vs FGCU 3/22/25

Career: 20 vs ARIZ 1/12/24

ASSISTS

Season: 4 (2x); MR: vs VAN 2/20/25

Career: 4 (5x); MR: vs VAN 2/20/25

BLOCKS

Season: 4 (2x); MR: vs IOWA 3/24/25

Career: 4 (3x); MR: vs IOWA 3/24/25

STEALS

Season: 3 (2x); MR: vs ORU 12/15/24

Career: 4 vs UMBC 11/22/23

MINUTES

Season: 29 vs BAMA 3/2/25

Career: 42 vs ARIZ 1/12/24

» NOTABLE

2025 AP/USBWA All-America Honorable Mention ... 2025 All-SEC First Team ... 2024 AP All-American Third Team ... 2024 WBCA All-America HM ... 2024 All-Pac-12 Team ... 2024 Pac-12 All-Defensive HM ... 2024 CSC Academic All-America Second Team ... 2023 WBCA/AP All-America HM ... 2023 All-Pac-12 Team ... 2023 Pac-12 Freshman of the Year ... 2023 Pac-12 Sixth Player of the Year ... No. 1 transfer per The Athletic and 247 Sports ... 2024-25 Preseason All-SEC First Team ... 2025 Lisa Leslie Award preseason watch list ... 2025 Naismith Trophy National POTY preseason watch list ... Brothers, Rocky and Rowdy, play college football and sister, Rylie, is signed to play WBB at Belmont.

» GAME-BY-GAME

DATE	OPPONENT	MIN	FG	3FG	FT	O-D-TRB	PF	A	TO	B	S	PTS
N4	Southern*	25	8 - 11	0 - 0	5 - 9	3 - 11 - 14	3	1	3	2	0	21
N8	Virginia*	22	11 - 16	1 - 2	3 - 3	3 - 11 - 14	2	2	1	2	0	26
N13	Western Carolina*	19	12 - 14	0 - 0	3 - 4	5 - 4 - 9	2	1	2	1	0	27
N19	at Wichita State*	24	5 - 7	0 - 0	1 - 5	2 - 8 - 10	3	1	3	0	3	11
N22	at UNLV*	22	4 - 9	0 - 0	2 - 2	1 - 6 - 7	2	1	3	0	2	10
N25	DePaul*	13	6 - 6	0 - 0	5 - 7	2 - 6 - 8	3	0	1	1	0	17
N27	Duke*	29	11 - 16	1 - 2	3 - 4	1 - 5 - 6	4	4	8	2	0	26
D4	at Louisville*	23	4 - 6	0 - 0	3 - 5	5 - 6 - 11	4	0	3	2	0	11
D8	Alabama State*	17	6 - 7	0 - 0	2 - 2	2 - 4 - 6	0	2	1	0	0	14
D15	Oral Roberts*	20	7 - 10	0 - 0	0 - 2	4 - 6 - 10	2	1	2	1	3	14
D17	Michigan*	21	3 - 7	0 - 1	3 - 8	2 - 8 - 10	5	1	4	2	1	9
D22	Omaha*	17	11 - 13	0 - 1	6 - 8	4 - 5 - 9	0	1	0	1	0	28
D29	New Mexico State*	26	7 - 15	0 - 1	5 - 7	5 - 7 - 12	0	1	3	4	0	19
J2	Texas*	18	4 - 8	0 - 1	3 - 4	3 - 3 - 6	4	0	2	0	0	11
J5	at Tennessee*	26	6 - 7	0 - 0	1 - 4	2 - 6 - 8	2	0	2	0	0	13
J9	at Mississippi State*	27	7 - 8	2 - 2	3 - 3	3 - 7 - 10	4	0	1	1	1	19
J12	Texas A&M*	17	3 - 9	0 - 0	10 - 11	3 - 3 - 6	2	1	1	1	1	16
J16	Missouri*	10	2 - 4	0 - 0	1 - 2	0 - 3 - 3	1	1	2	0	0	5
J19	at South Carolina*	25	10 - 16	2 - 3	1 - 2	2 - 6 - 8	2	1	4	2	0	23
J26	Georgia*	17	4 - 11	0 - 1	5 - 6	5 - 6 - 11	2	0	4	2	1	13
J30	at LSU*	23	8 - 8	0 - 0	4 - 6	1 - 6 - 7	4	1	6	0	0	20
F2	Kentucky*	26	7 - 13	0 - 2	4 - 5	4 - 6 - 10	4	3	4	0	1	18
F6	at Ole Miss					DNP						
F10	Auburn					DNP						
F16	at Missouri*	26	2 - 6	0 - 0	2 - 2	1 - 6 - 7	3	2	4	1	1	6
F20	Vanderbilt*	28	11 - 13	0 - 0	8 - 11	4 - 10 - 14	1	4	1	2	0	30
F23	at Arkansas*	25	12 - 14	3 - 3	3 - 5	1 - 6 - 7	0	1	3	1	1	30
F27	at Florida*	15	7 - 9	0 - 1	2 - 2	2 - 5 - 7	4	1	0	0	0	16
M2	Alabama*	29	8 - 9	0 - 1	6 - 9	1 - 10 - 11	2	0	3	1	0	22
M6	Georgia*	21	9 - 14	1 - 3	3 - 4	3 - 5 - 8	0	0	5	3	0	22
M7	Kentucky*	25	7 - 13	0 - 2	6 - 7	2 - 9 - 11	4	1	3	0	1	20
M8	South Carolina*	24	2 - 10	0 - 1	3 - 4	2 - 6 - 8	4	2	4	1	0	7
M22	FGCU*	28	10 - 20	1 - 2	4 - 6	4 - 14 - 18	0	0	1	2	0	25
M24	Iowa*	18	2 - 6	0 - 0	7 - 8	3 - 10 - 13	2	0	4	4	2	11

*Starter

» BY THE NUMBERS

MISCELLANEOUS	2024-25	CAREER
10-Plus Points	28	76
20-Plus Points	13	30
10-Plus Rebounds	15	47
Double-Doubles	14	44
Leads Team in Points	15	46
Leads Team in Rebounds	26	62
Leads Team in Assists	1	5

» CAREER STATS

YEAR	G-GS	MP-AVG.	FG-A	PCT.	3G-A	PCT.	FT-A	PCT.	OFF-DEF-TOT	AVG.	PF	A	TO	B	S	TP	AVG.
22-23*	31-6	757/24.4	145-259	.560	1-8	.125	121-166	.729	96-171-267	8.6	77-1	30	67	23	22	412	13.3
23-24	31-31	868/28.0	221-333	.664	0-2	.000	99-158	.627	98-220-318	10.3	74-1	51	73	39	38	541	17.5
24-25	32-32	709/22.2	216-335	.645	11-29	.379	117-167	.701	85-214-299	9.3	75-1	34	88	39	18	560	17.5
TOTAL	94-69	2334/24.8	582-927	.628	12-39	.308	337-491	.686	279-605-884	9.4	226-3	115	228	101	78	1513	16.1

*AT OREGON STATE

OKLAHOMA'S SEASON STATISTICS

Game Records

Record	Overall	Home	Away	Neutral
ALL GAMES	27-7	15-2	8-3	4-2
CONFERENCE	11-5	6-2	5-3	0-0
NON-CONFERENCE	16-2	9-0	3-0	4-2

Score by Periods

Team	1st	2nd	3rd	4th	OT	TOT
Oklahoma	746	630	790	733	5	2904
Opponents	565	585	590	574	15	2329

Team Box Score

No.	Player				Total		3-Point		F-Throw		Rebounds											
		GP-GS	MIN	AVG	FG-FGA	FG%	3FG-3FGA	3FG%	FT-FTA	FT%	OFF	DEF	TOT	AVG	PF	DQ	A	TO	BLK	STL	PTS	AVG
52	BEERS, Raegan	32-32	709:23	22.2	216-335	.645	11-29	.379	117-167	.701	85	214	299	9.3	75	1	34	88	39	18	560	17.5
12	VERHULST, Payton	34-34	991:26	29.2	177-418	.423	79-227	.348	74-89	.831	34	163	197	5.8	59	0	136	68	28	49	507	14.9
6	WILLIAMS, Sahara	34-34	788:10	23.2	131-317	.413	35-116	.302	64-87	.736	66	97	163	4.8	79	1	78	82	6	31	361	10.6
24	VANN, Skylar	34-34	782:19	23.0	134-321	.417	37-137	.270	34-42	.810	76	91	167	4.9	80	3	93	54	4	40	339	10.0
3	VANN, Zya	34-0	528:48	15.6	85-203	.419	22-64	.344	48-67	.716	23	59	82	2.4	75	2	66	48	10	45	240	7.1
34	SCOTT, Liz	33-2	466:18	14.1	83-156	.532	5-9	.556	50-76	.658	48	111	159	4.8	79	2	43	57	10	21	221	6.7
15	KEYS, Lexy	34-0	725:07	21.3	63-167	.377	46-136	.338	12-18	.667	6	69	75	2.2	38	0	65	33	2	32	184	5.4
2	SCOTT, Reyna	34-15	463:18	13.6	59-134	.440	12-45	.267	31-45	.689	12	50	62	1.8	49	0	72	57	3	27	161	4.7
1	TOT, Nevaeh	34-19	571:48	16.8	30-92	.326	21-71	.296	12-14	.857	13	54	67	2.0	19	0	92	50	0	15	93	2.7
20	JOENS, Aubrey	23-0	129:42	5.6	18-50	.360	13-39	.333	2-3	.667	1	20	21	0.9	5	0	8	9	1	1	51	2.2
5	JOHNSON, Kiersten	30-0	196:14	6.5	24-45	.533	3-11	.273	15-25	.600	26	30	56	1.9	20	0	12	28	10	6	66	2.2
0	CULLITON, Beatrice	33-0	329:27	10.0	27-47	.574	0-0	.000	9-16	.563	33	67	100	3.0	41	0	38	36	9	7	63	1.9
25	ALLEN, Landry	21-0	100:48	4.8	15-34	.441	5-13	.385	3-8	.375	4	15	19	0.9	15	0	7	5	9	6	38	1.8
4	SMITH, Caya	17-0	48:20	2.8	7-17	.412	1-3	.333	5-7	.714	0	7	7	0.4	6	0	2	2	1	4	20	1.2
Team											77	79	156					18				
Total		34	6831		1069-2336	.458	290-900	.322	476-664	.717	504	1126	1630	47.9	640	9	746	635	132	302	2904	85.4
Opponents		34	6825		842-2273	.370	225-775	.290	420-582	.722	362	827	1189	35.0	658	16	449	561	84	297	2329	68.5

Team Statistics

	OK	OPP
Scoring	2904	2329
Points per game	85.4	68.5
Scoring margin	+16.9	-
Field goals-att	1069-2336	842-2273
Field goal pct	.458	.370
3 point fg-att	290-900	225-775
3-point FG pct	.322	.290
3-pt FG made per game	8.5	6.6
Free throws-att	476-664	420-582
Free throw pct	.717	.722
F-Throws made per game	14.0	12.4
Rebounds	1630	1189
Rebounds per game	47.9	35.0
Rebounding margin	+13.0	-
Assists	746	449
Assists per game	21.9	13.2
Turnovers	635	561
Turnovers per game	18.7	16.5
Turnover margin	-2.2	-
Assist/turnover ratio	1.2	0.8
Steals	302	297
Steals per game	8.9	8.7
Blocks	132	84
Blocks per game	3.9	2.5
Winning streak	2	-
Home win streak	5	-
Attendance	92664	68427
Home games-Avg/Game	17-5451	11-6221
Neutral site-Avg/Game	-	6-8149

Team Results

Date	Opponent		Score	Att.
11/04/2024	Southern U.	W	76-44	4886
11/08/2024	Virginia	W	95-51	4012
11/13/2024	Western Caro.	W	122-56	7757
11/19/2024	at Wichita St.	W	79-49	1574
11/22/2024	at UNLV	W	88-58	2753
11/25/2024	vs DePaul	W	85-62	1087
11/27/2024	vs Duke	Lot	99-109	973
12/04/2024	at Louisville	W	78-72	7446
12/08/2024	Alabama St.	W	110-46	3191
12/15/2024	Oral Roberts	W	94-54	3460
12/17/2024	vs Michigan	W	72-62	16058
12/22/2024	Omaha	W	111-65	6244
12/29/2024	New Mexico St.	W	82-64	6876
01/02/2025	Texas	L	73-80	8039
01/05/2025	at Tennessee	W	87-86	11321
01/09/2025	at Mississippi St.	L	77-81	4316
01/12/2025	Texas A&M	W	77-62	5010
01/16/2025	Missouri	W	80-63	3238
01/19/2025	at South Carolina	L	60-101	18000
01/26/2025	Georgia	W	86-55	4176
01/30/2025	at LSU	L	100-107	10637
02/02/2025	Kentucky	L	86-95	6008
02/06/2025	at Ole Miss	W	66-56	2720
02/10/2025	Auburn	W	73-71	3048
02/16/2025	at Missouri	W	82-66	3518
02/20/2025	Vanderbilt	W	101-81	4073
02/23/2025	at Arkansas	W	94-54	4214
02/27/2025	at Florida	W	89-65	1928
03/02/2025	Alabama	W	91-84	6502
03/06/2025	vs Georgia	W	70-52	7649
03/07/2025	vs Kentucky	W	69-65	9853
03/08/2025	vs South Carolina	L	75-93	13275
03/22/2025	FGCU	W	81-58	8006
03/24/2025	Iowa	W	96-62	8138

OKLAHOMA'S STATS VS. THE SEC

Game Records

Record	Overall	Home	Away	Neutral
ALL GAMES	13-6	6-2	5-3	2-1
CONFERENCE	11-5	6-2	5-3	0-0
NON-CONFERENCE	2-1	0-0	0-0	2-1

Score by Periods

Team	1st	2nd	3rd	4th	OT	TOT
Oklahoma	399	334	412	391	0	1536
Opponents	334	368	349	366	0	1417

Team Box Score

No.	Player				Total		3-Point		F-Throw		Rebounds											
		GP-GS	MIN	AVG	FG-FGA	FG%	3FG-3FGA	3FG%	FT-FTA	FT%	OFF	DEF	TOT	AVG	PF	DQ	A	TO	BLK	STL	PTS	AVG
52	BEERS, Raegan	17-17	379:41	22.3	109-172	.634	8-20	.400	65-87	.747	39	103	142	8.4	43	0	18	49	15	7	291	17.1
12	VERHULST, Payton	19-19	588:45	31.0	107-259	.413	44-135	.326	45-53	.849	22	86	108	5.7	38	0	73	38	18	28	303	15.9
6	WILLIAMS, Sahara	19-19	460:30	24.2	66-177	.373	24-75	.320	45-59	.763	29	55	84	4.4	48	0	39	48	2	17	201	10.6
24	VANN, Skylar	19-19	427:21	22.5	59-158	.373	14-65	.215	23-30	.767	40	50	90	4.7	49	3	47	39	0	23	155	8.2
3	VANN, Zya	19-0	291:42	15.4	45-102	.441	12-30	.400	27-40	.675	9	30	39	2.1	45	2	34	24	5	22	129	6.8
34	SCOTT, Liz	18-2	242:54	13.5	43-75	.573	4-6	.667	30-44	.682	24	57	81	4.5	43	2	25	33	2	9	120	6.7
2	SCOTT, Reyna	19-13	293:04	15.4	37-81	.457	7-26	.269	25-33	.758	7	25	32	1.7	32	0	49	39	3	15	106	5.6
15	KEYS, Lexy	19-0	430:54	22.7	26-87	.299	20-74	.270	5-8	.625	2	38	40	2.1	23	0	38	19	2	18	77	4.1
1	TOT, Nevaeh	19-6	288:13	15.2	18-50	.360	12-41	.293	6-8	.750	7	30	37	1.9	13	0	40	32	0	4	54	2.8
25	ALLEN, Landry	12-0	73:24	6.1	11-23	.478	4-11	.364	2-6	.333	3	8	11	0.9	13	0	5	3	7	3	28	2.3
0	CULLITON, Beatrice	19-0	207:04	10.9	17-28	.607	0-0	.000	7-10	.700	22	43	65	3.4	25	0	27	24	4	4	41	2.2
5	JOHNSON, Kiersten	15-0	73:37	4.9	7-11	.636	1-4	.250	3-4	.750	5	10	15	1.0	9	0	4	14	3	1	18	1.2
20	JOENS, Aubrey	11-0	31:12	2.8	4-10	.400	2-7	.286	0-0	.000	0	6	6	0.5	0	0	0	1	1	0	10	0.9
4	SMITH, Caya	7-0	17:46	2.5	1-4	.250	0-0	.000	1-1	1.000	0	2	2	0.3	2	0	1	1	1	2	3	0.4
Team											37	42	79					13				
Total		19	3806		550-1237	.445	152-494	.308	284-383	.742	246	585	831	43.7	383	7	400	377	63	153	1536	80.8
Opponents		19	3800		512-1285	.398	133-429	.310	260-360	.722	226	469	695	36.6	376	10	265	302	53	179	1417	74.6

Team Statistics

	OK	OPP
Scoring	1536	1417
Points per game	80.8	74.6
Scoring margin	+6.3	-
Field goals-att	550-1237	512-1285
Field goal pct	.445	.398
3 point fg-att	152-494	133-429
3-point FG pct	.308	.310
3-pt FG made per game	8.0	7.0
Free throws-att	284-383	260-360
Free throw pct	.742	.722
F-Throws made per game	14.9	13.7
Rebounds	831	695
Rebounds per game	43.7	36.6
Rebounding margin	+7.2	-
Assists	400	265
Assists per game	21.1	13.9
Turnovers	377	302
Turnovers per game	19.8	15.9
Turnover margin	-3.9	-
Assist/turnover ratio	1.1	0.9
Steals	153	179
Steals per game	8.1	9.4
Blocks	63	53
Blocks per game	3.3	2.8
Winning streak	0	-
Home win streak	3	-
Attendance	40094	56654
Home games-Avg/Game	8-5012	8-7082
Neutral site-Avg/Game	-	3-10259

Team Results

Date	Opponent		Score	Att.
01/02/2025	Texas	L	73-80	8039
01/05/2025	at Tennessee	W	87-86	11321
01/09/2025	at Mississippi St.	L	77-81	4316
01/12/2025	Texas A&M	W	77-62	5010
01/16/2025	Missouri	W	80-63	3238
01/19/2025	at South Carolina	L	60-101	18000
01/26/2025	Georgia	W	86-55	4176
01/30/2025	at LSU	L	100-107	10637
02/02/2025	Kentucky	L	86-95	6008
02/06/2025	at Ole Miss	W	66-56	2720
02/10/2025	Auburn	W	73-71	3048
02/16/2025	at Missouri	W	82-66	3518
02/20/2025	Vanderbilt	W	101-81	4073
02/23/2025	at Arkansas	W	94-54	4214
02/27/2025	at Florida	W	89-65	1928
03/02/2025	Alabama	W	91-84	6502
03/06/2025	vs Georgia	W	70-52	7649
03/07/2025	vs Kentucky	W	69-65	9853
03/08/2025	vs South Carolina	L	75-93	13275

OKLAHOMA NCAA TOURNAMENT SINGLE-GAME RECORDS

► OKLAHOMA PLAYER

Points: 36, Aaryn Ellenberg vs. DePaul, 2014
FGM: 14, Courtney Paris vs. Ole Miss, 2007
FGA: 24 (3x)
 Danielle Robinson vs. Stanford, 2010
 Courtney Paris vs. Ole Miss, 2007
 Courtney Paris vs. Stanford, 2006
3PM: 7, Aaryn Ellenberg vs. DePaul, 2014
3PA: 15, Aaryn Ellenberg vs. DePaul, 2014
FTM: 11 (4x)
 Ana Llanusa vs. DePaul, 2018
 Danielle Robinson vs. Purdue, 2009
 LaNeisha Caufield vs. Villanova, 2002
 LaNeisha Caufield vs. UConn, 2000
FTA: 14 (3x)
 Madi Williams vs. UCLA, 2023
 Courtney Paris vs. Purdue, 2009
 LaNeisha Caufield vs. UConn, 2000
Rebounds: 20, Courtney Paris vs. Ole Miss, 2007
Assists: 12, Stacey Dales vs. BYU, 2000
Turnovers: 12, Stacey Dales vs. UConn, 2000
Blocks: 9, Vionise Pierre-Louis vs. Gonzaga, 2017
Steals: 5, Nyeshia Stevenson vs. Kentucky, 2010

► OKLAHOMA TEAM

Points: 111 vs. Quinnipiac, 2015
FGM: 40 vs. Quinnipiac, 2015
FGA: 80 vs. FGCU, 2025
FG%: .568 (32-52) at Kentucky, 2010
3PM: 13 vs. Quinnipiac, 2015
3PA: 33 vs. DePaul, 2014
3P% (min. 10 att.): .563 (9-16) vs. Notre Dame, 2008
FTM: 30 at Stanford, 2015
FTA: 38 at Stanford, 2015
FT% (min. 10 att.): .958 (23-24) vs. Marist, 2004
Rebounds: 72 vs. FGCU, 2025
Assists: 27 vs. Quinnipiac, 2015
Turnovers: 33 vs. UConn, 2000
Blocks: 13 vs Purdue, 2013
Steals: 21 vs. Loyola (Md.), 1995
Pts. in a Quarter: 30 (3Q) vs. Iowa, 2025
Pts. in 1H: 57 vs. Quinnipiac, 2015
Pts. in 2H: 66 vs. DePaul, 2014
Pts. in Overtime: 11 vs. Notre Dame, 2010

► OPPONENT INDIVIDUAL

Points: 38 (2x)
 Kelsey Plum, Washington, 2017
 Nneka Ogwumike, Stanford, 2010
FGM: 14 (2x)
 Crystal Bradford, Central Michigan, 2013
 Brooke Smith, Stanford, 2006
FGA: 31, Crystal Bradford, Central Michigan, 2013
3PM: 7, Dara Mabrey, Notre Dame, 2022
3PA: 12 (2x)
 Dara Mabrey, Notre Dame, 2022
 Niki DiGuilio, Central Michigan, 2013
FTM: 15, Racquel Spurlock, Loyola (Md.), 1995
FTA: 16 (2x)
 Ashley Awkward, Ole Miss, 2007
 Racquel Spurlock, Loyola (Md.), 1995
Rebounds: 17, Racquel Spurlock, Louisiana Tech, 1995
Assists: 12 (2x)
 Olivia Miles, Notre Dame, 2022
 Skylar Diggins, Notre Dame, 2011
Turnovers: 8, Markel Williams, UCLA, 2013
Blocks: 6, Lucy Cochrane, Portland, 2023
Steals: 9, Dee Dee Wheeler, Arizona, 2005

► OPPONENT TEAM

Points: 108 (2x)
 Notre Dame, 2022
 Washington, 2017
FGM: 41, Notre Dame, 2022
FGA: 84, Central Michigan, 2013
FG%: .571 (2x)
 (36-63) Washington, 2017
 (40-70) Connecticut, 2000
3PM: 18, Washington, 2017
3PA: 33, IUPUI, 2022
FTM: 31, Purdue, 2008
FTA: 41, Ole Miss, 2007
Rebounds: 53 (2x)
 Stanford, 2010
 Louisiana Tech, 1995
Assists: 26, DePaul, 2018
Turnovers: 32, Loyola (Md.), 1995
Blocks: 11, Stanford, 2001
Steals: 21, Connecticut, 2000
Pts. in a Quarter: 35 (1Q), Notre Dame, 2022
Pts. in 1G: 60, Notre Dame, 2022
Pts. in 2H: 54 (3x); Wash., 2017; Stanford, 2015; DePaul, 2014
Pts. in Overtime: 14, Notre Dame, 2008

NCAA TOURNAMENT TEAM HIGHS

► OKLAHOMA

► POINTS

- 111 vs. Quinnipiac, 2015
- 100 vs. DePaul, 2014
- 96 vs. Iowa, 2025
- 94 vs. Colorado, 2002
- 90 vs. Loyola (Md.), 1995

► FIELD GOALS

- 40 vs. Quinnipiac, 2015
- 38 vs. Vanderbilt, 1986
- 34 vs. DePaul, 2014
- 34 vs. Michigan, 2012
- 34 vs. Colorado, 2002

► FIELD GOAL ATTEMPTS

- 81 vs. Iowa, 2025
- 80 vs. FGCU, 2025
- 76 vs. Vanderbilt, 1986
- 75 vs. Tennessee, 2013
- 74 vs. Indiana, 2024

► FIELD GOAL %

- 61.5% vs. Kentucky, 2010
- 56.9% vs. SE Missouri State, 2007
- 55.6% vs. Quinnipiac, 2015
- 54.8% vs. Colorado, 2002
- 54.4% vs. BYU, 2000

► 3-POINT FGM

- 13 vs. Quinnipiac, 2015
- 12 vs. Washington, 2017
- 12 vs. DePaul, 2014
- 11 vs. UCLA, 2013
- 11 vs. Miami (Fla.), 2011
- 11 vs. Iowa, 2025

► 3-POINT FGA

- 34 vs. Iowa, 2025
- 33 vs. DePaul, 2014
- 29 vs. Quinnipiac, 2015
- 29 vs. Tennessee, 2013
- 29 vs. Michigan, 2012
- 29 vs. Miami (Fla.), 2011

► 3-POINT % (MIN. 10 ATTEMPTS)

- 58.8% (10-of-17) vs. SEMO, 2007
- 56.3% (9-of-16) vs. ND 2008
- 52.9% (7-of-14) vs. ND, 2010
- 50.0% (10-of-20) vs. BYU, 2006
- 47.4% (9-of-19) vs. CMU, 2013

► FREE THROWS

- 30 vs. Stanford, 2015
- 26 vs. UCLA, 2013
- 25 vs. DePaul, 2018
- 25 vs. Pepperdine, 2006
- 24 vs. Purdue, 2009

► FREE THROW ATTEMPTS

- 38 vs. Stanford, 2015
- 37 vs. UCLA, 2013
- 34 vs. Pepperdine, 2006
- 33 vs. DePaul, 2018
- 33 vs. Hartford, 2002

► FT% (MIN. 10 ATTEMPTS)

- 95.8% (23-of-24) vs. Marist, 2004
- 95.2% (20-of-21) vs. DePaul, 2014
- 90.9% (10-of-11) vs. ND, 2010
- 90.9% (10-of-11) vs. S.D. State, 2010
- 90.5% (20-of-22) vs. Gonzaga, 2017
- 90.5% (12-of-14) vs. Kentucky, 2010

► REBOUNDS

- 72 vs. FGCU, 2025
- 64 vs. Iowa, 2025
- 58 vs. Vanderbilt, 1986
- 53 vs. Prairie View A&M, 2009
- 52 vs. Stanford, 2001

► ASSISTS

- 27 vs. Quinnipiac, 2015
- 23 vs. FGCU, 2025
- 23 vs. Iowa, 2025
- 23 vs. Notre Dame, 2008
- 23 vs. Colorado, 2002

► TURNOVERS

- 33 vs. Connecticut, 2000
- 28 vs. Notre Dame, 2022
- 26 vs. Ole Miss, 2007
- 24 vs. Central Michigan, 2013
- 24 vs. Notre Dame, 2011
- 24 vs. Notre Dame, 2008

► BLOCKED SHOTS

- 13 vs. Purdue, 2016
- 11 vs. Gonzaga, 2017
- 8 vs. Notre Dame, 2008
- 7 vs. Indiana, 2024
- 7 vs. Stanford, 2015
- 7 vs. DePaul, 2014
- 7 vs. Louisville, 2009
- 7 vs. Purdue, 2009
- 7 vs. Georgia Tech, 2009
- 7 vs. Illinois State, 2009
- 7 vs. Illinois State, 2008
- 7 vs. Marquette, 2007

► STEALS

- 21 vs. Loyola (Md.), 1995
- 14 vs. Prairie View A&M, 2009
- 13 vs. Hartford, 2002
- 13 vs. Iowa, 2025
- 12 vs. Connecticut, 2002

► OPPONENTS

► POINTS

- 108, Washington, 2017
- 108, Notre Dame, 2022
- 104, DePaul, 2014
- 102, Connecticut, 2000
- 90, DePaul, 2018

► FIELD GOALS

- 41, Notre Dame, 2022
- 40, Connecticut, 2000
- 36, Washington, 2017
- 36, DePaul, 2014
- 32, Miami (Fla.), 2011
- 32, Texas, 1986

► FIELD GOAL ATTEMPTS

- 84, Central Michigan, 2013
- 78, Vanderbilt, 1986
- 77, James Madison, 2011
- 76, Notre Dame, 2022
- 74, Pittsburgh, 2009
- 74, Ole Miss, 2007

► FIELD GOAL %

- 57.1%, Washington, 2017
- 57.1%, Connecticut, 2000
- 53.9%, Notre Dame, 2022
- 52.6%, Connecticut, 2002
- 52.5%, Texas, 1986

► 3-POINT FGM

- 18, Washington, 2017
- 13, BYU, 2000
- 12, DePaul, 2018
- 12, Quinnipiac, 2015
- 11, FGCU, 2024
- 11, DePaul, 2014

► 3-POINT FGA

- 41, FGCU, 2025
- 33, Central Michigan, 2013
- 30, Washington, 2017
- 30, FGCU, 2024
- 29, Quinnipiac, 2015

► 3-POINT % (MIN. 10 ATTEMPTS)

- 60.0 (18-of-30), Wash., 2017
- 57.1 (8-of-14), Oral Roberts, 2001
- 52.0 (13-of-25), BYU, 2000
- 50.0 (12-of-24), DePaul, 2018
- 50.0 (9-of-18), Notre Dame, 2008
- 50.0 (7-of-14), G. Wash., 2003

► FREE THROWS

- 31, Purdue, 2009
- 29, Kentucky, 2016
- 29, Ole Miss, 2007
- 28, Loyola (Md.), 1995
- 26, Quinnipiac, 2015

► FREE THROW ATTEMPTS

- 41, Ole Miss, 2007
- 38, Kentucky, 2007
- 35, Loyola (Md.), 1995
- 35, Texas, 1986
- 34, Purdue, 2009

► FT% (MIN. 10 ATTEMPTS)

- 91.7% (22-of-24), ND, 2008
- 91.7% (11-of-12), SEMO, 2007
- 91.2% (31-of-34), Purdue, 2009
- 90.9% (20-of-22), Kentucky, 2010
- 90.0% (18-of-20), GWU, 2003

► REBOUNDS

- 60, Louisiana Tech, 1995
- 53, Stanford, 2010
- 50, UCLA, 2013
- 48, Washington, 2001
- 47, Notre Dame, 2011

► ASSISTS

- 26, DePaul, 2018
- 24, Notre Dame, 2011
- 24, Notre Dame, 2022
- 20, Washington, 2017
- 20, DePaul, 2014

► TURNOVERS

- 32, Loyola (Md.), 1995
- 29, Colorado, 2002
- 24, Notre Dame, 2011
- 22, Hartford, 2002
- 20, Little Rock, 2010
- 20, Iowa, 2025

► BLOCKED SHOTS

- 11, Stanford, 2001
- 9, Indiana, 2024
- 8, Kentucky, 2016
- 8, Connecticut, 2002
- 7, George Washington, 2003
- 7, Vanderbilt, 1986

► STEALS

- 21, Connecticut, 2000
- 16, Ole Miss, 2007
- 16, Notre Dame, 2022
- 15, James Madison, 2011
- 14, Notre Dame, 2011

NCAA TOURNAMENT PLAYER HIGHS

► OKLAHOMA

► POINTS

- 36, Aaryn Ellenberg vs. DePaul, 2014
- 33, Phylesha Whaley vs. BYU, 2000
- 31, Nyeshia Stevenson vs. Kentucky, 2010
- 30, Courtney Paris vs. BYU, 2006
30, LaNeisha Caufield vs. Villanova, 2002
- 28, Aaryn Ellenberg vs. Michigan, 2012
28, Leah Rush vs. Arizona, 2005
- 27, Aaryn Ellenberg vs. UCLA, 2013
27, Whitney Hand vs. Miami (Fla.), 2011
27, Courtney Paris vs. Pepperdine, 2006

► REBOUNDS

- 20, Courtney Paris vs. Ole Miss, 2007
- 18, Raegan Beers vs. FGCU, 2025
- 17, Joanna McFarland vs. Central Michigan, 2013
17, Dionnah Jackson vs. Arizona, 2005
- 16, Joanna McFarland vs. Tennessee, 2013
16, Joanna McFarland vs. UCLA, 2013
16, Courtney Paris vs. Prairie View, 2009
16, Ashley Paris vs. Pittsburgh, 2009
16, Courtney Paris vs. Stanford, 2006
- 15, Joanna McFarland vs. James Madison, 2011
15, Joanna McFarland vs. Miami (Fla.), 2011
15, Amanda Thompson vs. SD State, 2010
15, Courtney Paris vs. BYU, 2006

► ASSISTS

- 12, Stacey Dales vs. BYU, 2000
- 11, Danielle Robinson vs. Miami (Fla.), 2011
11, Danielle Robinson vs. Louisville, 2009
- 10, Gileysa Penzo vs. DePaul, 2018
10, Britney Brown vs. BYU, 2006
- 9, Stacey Dales vs. Colorado, 2002
- 8, Danielle Robinson vs. Pittsburgh, 2009
8, Amanda Thompson vs. Notre Dame, 2008
- 7, Nevaeh Tot vs. Indiana, 2024
7, Morgan Hook vs. Central Michigan, 2013
7, Whitney Hand vs. St. John's, 2012
7, Danielle Robinson vs. Pittsburgh, 2010
7, Jenna Plumlee vs. SE Missouri State, 2007
7, Britney Brown vs. Arizona, 2005
7, Dionnah Jackson vs. G. Washington, 2003
7, LaNeisha Caufield vs. Washington, 2001

► OPPONENTS

► POINTS

- 38, Kelsey Plum, Washington, 2017
38, Nneka Ogwumike, Stanford, 2010
- 36, Crystal Bradford, Central Michigan, 2013
36, Charisma Osborne, UCLA, 2023
- 35, Charel Allen, Notre Dame, 2008
- 34, Camille Copper, Purdue, 2000
- 31, Victoria Dunlap, Kentucky, 2010
31, Armintie Price, Ole Miss, 2007
31, Daphanie Kennedy, Pepperdine, 2006
- 29, Candice Wiggins, Stanford, 2006
29, Dara Mabrey, Notre Dame, 2022
29, Mackenzie Holmes, Indiana, 2024

► REBOUNDS

- 17, Racquel Spurlock, Louisiana Tech, 1995
- 16, Nneka Ogwumike, Stanford, 2010
- 15, Chantel Osahor, Washington, 2017
- 14, Crystal Bradford, Central Michigan, 2013
14, Morgan Stroman, Miami (Fla.), 2011
14, Karen Booker, Vanderbilt, 1986
- 13, Macee Williams, IUPUI, 2022
13, Victoria Dunlap, Kentucky, 2010
13, Lindsey Wisdom-Hilton, Purdue, 2009
13, Swin Cash, Connecticut, 2002
- 12, Emani Jefferson, FGCU, 2024

► ASSISTS

- 12, Skylar Diggins, Notre Dame, 2011
12, Olivia Miles, Notre Dame, 2022
- 11, Kelsey Plum, Washington, 2017
- 9, Dee Dee Wheeler, Arizona, 2005
- 8, Shea Ralph, Connecticut, 2000
8, Kamie Ethcide, Texas, 1986
- 7, MR: Chantel Osahor, 2017

2024-25 OKLAHOMA SOONERS



NUMERICAL ROSTER

No.	Name	Pos.	Cl.	Ht.	Hometown (Last School)
0	Beatrice Culliton	C	Jr.	6-3	Overland Park, Kan. (St. Thomas Aquinas HS)
1	Nevaeh Tot	G	R-Sr.	5-3	Columbus, Ohio (John Paul II HS - Texas)
2	Reyna Scott	G	Jr.	5-10	New York City, N.Y. (Nazareth HS)
3	Zya Vann	G	Fr.	5-9	Edmond, Okla. (Bethany HS)
4	Caya Smith	F	Fr.	6-0	Oklahoma City, Okla. (Putnam City West HS)
5	Kiersten Johnson	F	Jr.	6-4	Duncanville, Texas (Duncanville HS)
6	Sahara Williams	F	So.	5-11	Waterloo, Iowa (Waterloo West HS)
12	Payton Verhulst	G	Sr.	6-1	De Soto, Kan. (Louisville)
15	Lexy Keys	G	R-Sr.	5-7	Tahlequah, Okla. (Oklahoma State)
20	Aubrey Joens	G	R-Sr.	5-9	Iowa City, Iowa (Iowa State)
24	Skylar Vann	F	R-Sr.	6-0	Edmond, Okla. (Deer Creek HS)
25	Landry Allen	C	So.	6-3	Tuttle, Okla. (Tuttle HS)
34	Liz Scott	F	R-Sr.	6-2	Houston, Texas (Klein Oak HS)
52	Raegan Beers	C	Jr.	6-4	Littleton, Colo. (Oregon State)

ALPHABETICAL ROSTER

No.	Name	Pos.	Cl.	Ht.	Hometown (Last School)
25	Landry Allen	C	So.	6-3	Tuttle, Okla. (Tuttle HS)
52	Raegan Beers	C	Jr.	6-4	Littleton, Colo. (Oregon State)
0	Beatrice Culliton	C	Jr.	6-3	Overland Park, Kan. (St. Thomas Aquinas HS)
20	Aubrey Joens	G	R-Sr.	5-9	Iowa City, Iowa (Iowa State)
5	Kiersten Johnson	F	Jr.	6-4	Duncanville, Texas (Duncanville HS)
15	Lexy Keys	G	R-Sr.	5-7	Tahlequah, Okla. (Oklahoma State)
34	Liz Scott	F	R-Sr.	6-2	Houston, Texas (Klein Oak HS)
2	Reyna Scott	G	Jr.	5-10	New York City, N.Y. (Nazareth HS)
4	Caya Smith	F	Fr.	6-0	Oklahoma City, Okla. (Putnam City West HS)
1	Nevaeh Tot	G	R-Sr.	5-3	Columbus, Ohio (John Paul II HS - Texas)
24	Skylar Vann	F	R-Sr.	6-0	Edmond, Okla. (Deer Creek HS)
3	Zya Vann	G	Fr.	5-9	Edmond, Okla. (Bethany HS)
12	Payton Verhulst	G	Sr.	6-1	De Soto, Kan. (Louisville)
6	Sahara Williams	F	So.	5-11	Waterloo, Iowa (Waterloo West HS)

BASKETBALL STAFF

Head Coach

Jennie Baranczyk (4th season; Iowa '04)

Associate Head Coach

Jonas Chatterton (1st season, Utah '00)

Assistant Coaches

Shannon Gage (4th season; Missouri State '99)

Michael Neal (4th season; Oklahoma '07)

Director of Player Development/Assistant Coach

Markisha Kastantin (4th season; Notre Dame '15)

Program Coordinator/Assistant Coach

Tyus Hooks (3rd season; Mississippi '21)

Chief of Staff

Courtney Harris (4th season; Oklahoma '13)

Director of Strength and Performance

Keldon Peak (4th season; Oklahoma '20)

Associate Athletic Trainer

Brittani Beaver (13th season; Oklahoma State '11)

Assistant Director of Psychological Resources

Zellessia Ejalonibu (2nd season; Tougaloo College '10)

Assistant Director of Sports Nutrition

Abbie Herkelman (4th season; Kansas State '18)

Director of Recruiting and Branding

Nicci Hays Fort (1st season; Culver-Stockton '98)

Sport Administrator

Leah Beasley

PRONUNCIATION GUIDE

Jennie **BARANCZYK**: buh-RON-check

RAEGAN Beers: RAY-gen

Beatrice **CULLITON**: CULL-uh-ten

Aubrey **JOENS**: Jones

KIERSTEN Johnson: KEER-sten

NEVAEH Tot: nuh-VAY-uh













CAYA Smith: KY-uh

ZYA VANN: ZY-uh VAN

Payton **VERHULST**: VURR-hulst

SAHARA Williams: suh-hair-uh

BROADCAST SHEET (PROJECTED STARTERS IN RED)

 <p>0 BEATRICE CULLITON</p> <p>6-3 Jr. C Overland Park, Kan. St. Thomas Aquinas HS</p> <table border="1"> <thead> <tr> <th>Year</th> <th>GP/GS</th> <th>PPG</th> <th>RPG</th> <th>APG</th> <th>FG%</th> <th>3FG%</th> <th>FT%</th> </tr> </thead> <tbody> <tr> <td>24-25</td> <td>33/0</td> <td>1.9</td> <td>3.0</td> <td>1.2</td> <td>.574</td> <td>.000</td> <td>.563</td> </tr> <tr> <td>Season Highs</td> <td>Pts: 8</td> <td>Reb: 10</td> <td>Ast: 5</td> <td>Stl: 1</td> <td>Bk: 2</td> <td></td> <td></td> </tr> <tr> <td>Career Highs</td> <td>Pts: 11</td> <td>Reb: 10</td> <td>Ast: 10</td> <td>Stl: 2</td> <td>Bk: 2</td> <td></td> <td></td> </tr> </tbody> </table> <ul style="list-style-type: none"> Saturday will be 100th career game Shot 60% against SEC teams 2023 Big 12 All-Freshman selection 12 games with 4+ rebounds in 2024-25 Majoring in multidisciplinary studies and plans to go to medical school 2x CSC Academic All-District selection 	Year	GP/GS	PPG	RPG	APG	FG%	3FG%	FT%	24-25	33/0	1.9	3.0	1.2	.574	.000	.563	Season Highs	Pts: 8	Reb: 10	Ast: 5	Stl: 1	Bk: 2			Career Highs	Pts: 11	Reb: 10	Ast: 10	Stl: 2	Bk: 2			 <p>1 NEVAEH TOT</p> <p>5-3, R-Sr., Guard Columbus, Ohio John Paul II HS (in Texas)</p> <table border="1"> <thead> <tr> <th>Year</th> <th>GP/GS</th> <th>PPG</th> <th>RPG</th> <th>APG</th> <th>FG%</th> <th>3FG%</th> <th>FT%</th> </tr> </thead> <tbody> <tr> <td>24-25</td> <td>34/19</td> <td>2.7</td> <td>2.0</td> <td>2.7</td> <td>.326</td> <td>.296</td> <td>.857</td> </tr> <tr> <td>Season Highs</td> <td>Pts: 9</td> <td>Reb: 6</td> <td>Ast: 8</td> <td>Stl: 4</td> <td>Bk: 0</td> <td></td> <td></td> </tr> <tr> <td>Career Highs</td> <td>Pts: 18</td> <td>Reb: 10</td> <td>Ast: 11</td> <td>Stl: 6</td> <td>Bk: 1</td> <td></td> <td></td> </tr> </tbody> </table> <ul style="list-style-type: none"> OU record holder for career games with 157; T2 in wins at Oklahoma (112); Win on Sat would tie Paris twins for record 2nd most 5+ ast career games in SEC (49) Fifth all-time in assists at Oklahoma (574) Mom, Helen, was 2000 Big Ten POTY and led Penn State to Final Four 	Year	GP/GS	PPG	RPG	APG	FG%	3FG%	FT%	24-25	34/19	2.7	2.0	2.7	.326	.296	.857	Season Highs	Pts: 9	Reb: 6	Ast: 8	Stl: 4	Bk: 0			Career Highs	Pts: 18	Reb: 10	Ast: 11	Stl: 6	Bk: 1			 <p>2 REYNA SCOTT</p> <p>5-10, Jr., Guard New York City, N.Y. Nazareth HS</p> <table border="1"> <thead> <tr> <th>Year</th> <th>GP/GS</th> <th>PPG</th> <th>RPG</th> <th>APG</th> <th>FG%</th> <th>3FG%</th> <th>FT%</th> </tr> </thead> <tbody> <tr> <td>24-25</td> <td>34/15</td> <td>4.7</td> <td>1.8</td> <td>2.1</td> <td>.436</td> <td>.267</td> <td>.689</td> </tr> <tr> <td>Season Highs</td> <td>Pts: 11</td> <td>Reb: 5</td> <td>Ast: 8</td> <td>Stl: 3</td> <td>Bk: 1</td> <td></td> <td></td> </tr> <tr> <td>Career Highs</td> <td>Pts: 15</td> <td>Reb: 6</td> <td>Ast: 8</td> <td>Stl: 3</td> <td>Bk: 1</td> <td></td> <td></td> </tr> </tbody> </table> <ul style="list-style-type: none"> Made first career start on Jan. 26 vs. Georgia Career high 8 ast at LSU on Jan. 30 Scored in double figures five times this season, four in SEC play (at Tenn, vs. TAMU, vs. SCAR 2x) Shooting 64% at the rim this year 2022 McDonald's All-American nominee; 2019 Adidas All-American 	Year	GP/GS	PPG	RPG	APG	FG%	3FG%	FT%	24-25	34/15	4.7	1.8	2.1	.436	.267	.689	Season Highs	Pts: 11	Reb: 5	Ast: 8	Stl: 3	Bk: 1			Career Highs	Pts: 15	Reb: 6	Ast: 8	Stl: 3	Bk: 1			 <p>3 ZYA VANN</p> <p>5-9, Fr., Guard Edmond, Okla. Bethany HS</p> <table border="1"> <thead> <tr> <th>Year</th> <th>GP/GS</th> <th>PPG</th> <th>RPG</th> <th>APG</th> <th>FG%</th> <th>3FG%</th> <th>FT%</th> </tr> </thead> <tbody> <tr> <td>24-25</td> <td>34/0</td> <td>7.1</td> <td>2.4</td> <td>1.9</td> <td>.419</td> <td>.344</td> <td>.716</td> </tr> <tr> <td>Season Highs</td> <td>Pts: 17</td> <td>Reb: 6</td> <td>Ast: 5</td> <td>Stl: 4</td> <td>Bk: 2</td> <td></td> <td></td> </tr> <tr> <td>Career Highs</td> <td>Pts: 17</td> <td>Reb: 6</td> <td>Ast: 5</td> <td>Stl: 4</td> <td>Bk: 2</td> <td></td> <td></td> </tr> </tbody> </table> <ul style="list-style-type: none"> 12 games of 10+ points, including 5 of last 10 #46 prospect in 2024 class (ESPN) and top player in the state of Oklahoma First OU freshman since Kelbie Washington (2021-22) with 3+ games of 4+ steals Younger sister of OU senior Skylar, daughter of former OU MBB player, Bryatt. 	Year	GP/GS	PPG	RPG	APG	FG%	3FG%	FT%	24-25	34/0	7.1	2.4	1.9	.419	.344	.716	Season Highs	Pts: 17	Reb: 6	Ast: 5	Stl: 4	Bk: 2			Career Highs	Pts: 17	Reb: 6	Ast: 5	Stl: 4	Bk: 2		
Year	GP/GS	PPG	RPG	APG	FG%	3FG%	FT%																																																																																																																												
24-25	33/0	1.9	3.0	1.2	.574	.000	.563																																																																																																																												
Season Highs	Pts: 8	Reb: 10	Ast: 5	Stl: 1	Bk: 2																																																																																																																														
Career Highs	Pts: 11	Reb: 10	Ast: 10	Stl: 2	Bk: 2																																																																																																																														
Year	GP/GS	PPG	RPG	APG	FG%	3FG%	FT%																																																																																																																												
24-25	34/19	2.7	2.0	2.7	.326	.296	.857																																																																																																																												
Season Highs	Pts: 9	Reb: 6	Ast: 8	Stl: 4	Bk: 0																																																																																																																														
Career Highs	Pts: 18	Reb: 10	Ast: 11	Stl: 6	Bk: 1																																																																																																																														
Year	GP/GS	PPG	RPG	APG	FG%	3FG%	FT%																																																																																																																												
24-25	34/15	4.7	1.8	2.1	.436	.267	.689																																																																																																																												
Season Highs	Pts: 11	Reb: 5	Ast: 8	Stl: 3	Bk: 1																																																																																																																														
Career Highs	Pts: 15	Reb: 6	Ast: 8	Stl: 3	Bk: 1																																																																																																																														
Year	GP/GS	PPG	RPG	APG	FG%	3FG%	FT%																																																																																																																												
24-25	34/0	7.1	2.4	1.9	.419	.344	.716																																																																																																																												
Season Highs	Pts: 17	Reb: 6	Ast: 5	Stl: 4	Bk: 2																																																																																																																														
Career Highs	Pts: 17	Reb: 6	Ast: 5	Stl: 4	Bk: 2																																																																																																																														
 <p>4 CAYA SMITH</p> <p>6-0, Fr., Forward Oklahoma City, Okla. Putnam City West HS</p> <table border="1"> <thead> <tr> <th>Year</th> <th>GP/GS</th> <th>PPG</th> <th>RPG</th> <th>APG</th> <th>FG%</th> <th>3FG%</th> <th>FT%</th> </tr> </thead> <tbody> <tr> <td>24-25</td> <td>17/0</td> <td>1.2</td> <td>0.4</td> <td>0.1</td> <td>.412</td> <td>.333</td> <td>.714</td> </tr> <tr> <td>Season Highs</td> <td>Pts: 6</td> <td>Reb: 2</td> <td>Ast: 1</td> <td>Stl: 2</td> <td>Bk: 0</td> <td></td> <td></td> </tr> <tr> <td>Career Highs</td> <td>Pts: 6</td> <td>Reb: 2</td> <td>Ast: 1</td> <td>Stl: 2</td> <td>Bk: 0</td> <td></td> <td></td> </tr> </tbody> </table> <ul style="list-style-type: none"> #72 player in 2024 class (ESPN) Scored layup that pushed OU to program scoring record (122 pts) vs. W. Carolina (11/13) 2024 All-State selection by the Oklahoma Coaches Association and led Putnam City West to first state title in 40 years Was 6A Oklahoma long jump state champion as a junior 	Year	GP/GS	PPG	RPG	APG	FG%	3FG%	FT%	24-25	17/0	1.2	0.4	0.1	.412	.333	.714	Season Highs	Pts: 6	Reb: 2	Ast: 1	Stl: 2	Bk: 0			Career Highs	Pts: 6	Reb: 2	Ast: 1	Stl: 2	Bk: 0			 <p>5 KIERSTEN JOHNSON</p> <p>6-4, Jr., Center Duncanville, Texas Duncanville HS</p> <table border="1"> <thead> <tr> <th>Year</th> <th>GP/GS</th> <th>PPG</th> <th>RPG</th> <th>APG</th> <th>FG%</th> <th>3FG%</th> <th>FT%</th> </tr> </thead> <tbody> <tr> <td>24-25</td> <td>30/0</td> <td>2.3</td> <td>1.9</td> <td>0.4</td> <td>.543</td> <td>.273</td> <td>.600</td> </tr> <tr> <td>Season Highs</td> <td>Pts: 12</td> <td>Reb: 8</td> <td>Ast: 3</td> <td>Stl: 2</td> <td>Bk: 2</td> <td></td> <td></td> </tr> <tr> <td>Career Highs</td> <td>Pts: 20</td> <td>Reb: 8</td> <td>Ast: 4</td> <td>Stl: 3</td> <td>Bk: 4</td> <td></td> <td></td> </tr> </tbody> </table> <ul style="list-style-type: none"> Played post as freshman/soph; moved to a stretch wing in 2024-25 11th on OU career blocks; 2 away from T10 1.2 BPG ranked sixth in Big 12 last season Posted season-high 12 pts. vs. Omaha on 12/22 Shot 58.3% in December and 83% from the line during the month First OU player since Courtney Paris to produce 30+ blocks in each of first two seasons 	Year	GP/GS	PPG	RPG	APG	FG%	3FG%	FT%	24-25	30/0	2.3	1.9	0.4	.543	.273	.600	Season Highs	Pts: 12	Reb: 8	Ast: 3	Stl: 2	Bk: 2			Career Highs	Pts: 20	Reb: 8	Ast: 4	Stl: 3	Bk: 4			 <p>6 SAHARA WILLIAMS</p> <p>5-11, So., Forward Waterloo, Iowa Waterloo West HS</p> <table border="1"> <thead> <tr> <th>Year</th> <th>GP/GS</th> <th>PPG</th> <th>RPG</th> <th>APG</th> <th>FG%</th> <th>3FG%</th> <th>FT%</th> </tr> </thead> <tbody> <tr> <td>24-25</td> <td>34/34</td> <td>10.6</td> <td>4.8</td> <td>2.3</td> <td>.413</td> <td>.302</td> <td>.736</td> </tr> <tr> <td>Season Highs</td> <td>Pts: 27</td> <td>Reb: 10</td> <td>Ast: 6</td> <td>Stl: 3</td> <td>Bk: 2</td> <td></td> <td></td> </tr> <tr> <td>Career Highs</td> <td>Pts: 27</td> <td>Reb: 10</td> <td>Ast: 6</td> <td>Stl: 4</td> <td>Bk: 2</td> <td></td> <td></td> </tr> </tbody> </table> <ul style="list-style-type: none"> 10+ points in 38 career games (19 in 24-25) are T6 most in first two OU seasons since 2009 Career high 27 pts vs. Kentucky on 2/2/25 Preseason watch list for SF of the Year Award 5-star prospect in HS; McDonald's All-American; 2x U18 3x3 Gold Medalist (2022, 2023) First-generation college student Played w/ Jada Gyamfi on All-Iowa Attack 2024 All-Big 12 Honorable Mention 	Year	GP/GS	PPG	RPG	APG	FG%	3FG%	FT%	24-25	34/34	10.6	4.8	2.3	.413	.302	.736	Season Highs	Pts: 27	Reb: 10	Ast: 6	Stl: 3	Bk: 2			Career Highs	Pts: 27	Reb: 10	Ast: 6	Stl: 4	Bk: 2			 <p>12 PAYTON VERHULST</p> <p>6-1, Sr., Guard De Soto, Kan. Louisville (2021-23)</p> <table border="1"> <thead> <tr> <th>Year</th> <th>GP/GS</th> <th>PPG</th> <th>RPG</th> <th>APG</th> <th>FG%</th> <th>3FG%</th> <th>FT%</th> </tr> </thead> <tbody> <tr> <td>24-25</td> <td>34/34</td> <td>14.9</td> <td>5.8</td> <td>4.0</td> <td>.423</td> <td>.348</td> <td>.831</td> </tr> <tr> <td>Season Highs</td> <td>Pts: 38</td> <td>Reb: 10</td> <td>Ast: 10</td> <td>Stl: 3</td> <td>Bk: 3</td> <td></td> <td></td> </tr> <tr> <td>Career Highs</td> <td>Pts: 38</td> <td>Reb: 13</td> <td>Ast: 10</td> <td>Stl: 4</td> <td>Bk: 5</td> <td></td> <td></td> </tr> </tbody> </table> <ul style="list-style-type: none"> All-SEC 2nd Team; 2024 B12 Newcomer of Year; 2024 All-Big 12 1st Team 2nd in SEC in 3PM (79); 27 games with 10+ pts. Has waiver to return to Oklahoma next season Career-high 38 pts (6 3PM, 6-6 FT) vs. MIZ on Jan. 16; T5th most pts ever for a Sooner Trip-dbl vs. #13 Duke (29pts/10ast/10reb) Consensus 5-star prospect; McDonald's All-American; #12 recruit in 2021 class. 	Year	GP/GS	PPG	RPG	APG	FG%	3FG%	FT%	24-25	34/34	14.9	5.8	4.0	.423	.348	.831	Season Highs	Pts: 38	Reb: 10	Ast: 10	Stl: 3	Bk: 3			Career Highs	Pts: 38	Reb: 13	Ast: 10	Stl: 4	Bk: 5		
Year	GP/GS	PPG	RPG	APG	FG%	3FG%	FT%																																																																																																																												
24-25	17/0	1.2	0.4	0.1	.412	.333	.714																																																																																																																												
Season Highs	Pts: 6	Reb: 2	Ast: 1	Stl: 2	Bk: 0																																																																																																																														
Career Highs	Pts: 6	Reb: 2	Ast: 1	Stl: 2	Bk: 0																																																																																																																														
Year	GP/GS	PPG	RPG	APG	FG%	3FG%	FT%																																																																																																																												
24-25	30/0	2.3	1.9	0.4	.543	.273	.600																																																																																																																												
Season Highs	Pts: 12	Reb: 8	Ast: 3	Stl: 2	Bk: 2																																																																																																																														
Career Highs	Pts: 20	Reb: 8	Ast: 4	Stl: 3	Bk: 4																																																																																																																														
Year	GP/GS	PPG	RPG	APG	FG%	3FG%	FT%																																																																																																																												
24-25	34/34	10.6	4.8	2.3	.413	.302	.736																																																																																																																												
Season Highs	Pts: 27	Reb: 10	Ast: 6	Stl: 3	Bk: 2																																																																																																																														
Career Highs	Pts: 27	Reb: 10	Ast: 6	Stl: 4	Bk: 2																																																																																																																														
Year	GP/GS	PPG	RPG	APG	FG%	3FG%	FT%																																																																																																																												
24-25	34/34	14.9	5.8	4.0	.423	.348	.831																																																																																																																												
Season Highs	Pts: 38	Reb: 10	Ast: 10	Stl: 3	Bk: 3																																																																																																																														
Career Highs	Pts: 38	Reb: 13	Ast: 10	Stl: 4	Bk: 5																																																																																																																														
 <p>15 LEXY KEYS</p> <p>5-7, R-Sr., Guard Tahlequah, Okla. Oklahoma St. (2020-23)</p> <table border="1"> <thead> <tr> <th>Year</th> <th>GP/GS</th> <th>PPG</th> <th>RPG</th> <th>APG</th> <th>FG%</th> <th>3FG%</th> <th>FT%</th> </tr> </thead> <tbody> <tr> <td>24-25</td> <td>34/0</td> <td>5.4</td> <td>2.2</td> <td>1.9</td> <td>.377</td> <td>.338</td> <td>.667</td> </tr> <tr> <td>Season Highs</td> <td>Pts: 12</td> <td>Reb: 5</td> <td>Ast: 5</td> <td>Stl: 3</td> <td>Bk: 0</td> <td></td> <td></td> </tr> <tr> <td>Career Highs</td> <td>Pts: 22</td> <td>Reb: 12</td> <td>Ast: 8</td> <td>Stl: 7</td> <td>Bk: 2</td> <td></td> <td></td> </tr> </tbody> </table> <ul style="list-style-type: none"> Over 150 games played in career with 104 starts Made 103 3-ptrs in two seasons at Oklahoma; 233 in career (transfer from Okla. State) Hit game-winning 3-point shot vs. Texas in 2024 to clinch Big 12 championship Married her husband Jaxon in May 2024. 2x CSC All-District Academic Team; 2025 Kay Yow Servant Leader selection 	Year	GP/GS	PPG	RPG	APG	FG%	3FG%	FT%	24-25	34/0	5.4	2.2	1.9	.377	.338	.667	Season Highs	Pts: 12	Reb: 5	Ast: 5	Stl: 3	Bk: 0			Career Highs	Pts: 22	Reb: 12	Ast: 8	Stl: 7	Bk: 2			 <p>20 AUBREY JOENS</p> <p>5-8, R-Sr., Guard Iowa City, Iowa Iowa State (2020-22)</p> <table border="1"> <thead> <tr> <th>Year</th> <th>GP/GS</th> <th>PPG</th> <th>RPG</th> <th>APG</th> <th>FG%</th> <th>3FG%</th> <th>FT%</th> </tr> </thead> <tbody> <tr> <td>24-25</td> <td>23/0</td> <td>2.2</td> <td>1.0</td> <td>0.3</td> <td>.360</td> <td>.333</td> <td>.667</td> </tr> <tr> <td>Season Highs</td> <td>Pts: 14</td> <td>Reb: 3</td> <td>Ast: 3</td> <td>Stl: 1</td> <td>Bk: 0</td> <td></td> <td></td> </tr> <tr> <td>Career Highs</td> <td>Pts: 24</td> <td>Reb: 14</td> <td>Ast: 5</td> <td>Stl: 4</td> <td>Bk: 2</td> <td></td> <td></td> </tr> </tbody> </table> <ul style="list-style-type: none"> Sharpshooter with nearly 200 3PM in career at a 37.5% clip Younger sister of 2023 Big 12 Player of the Year, Ashley Joens (Iowa State). Older sister of current Cyclone, Kelsey, who plays for ISU 5-star prospect in high school and played with Caitlin Clark for All-Iowa Attack EYBL team 	Year	GP/GS	PPG	RPG	APG	FG%	3FG%	FT%	24-25	23/0	2.2	1.0	0.3	.360	.333	.667	Season Highs	Pts: 14	Reb: 3	Ast: 3	Stl: 1	Bk: 0			Career Highs	Pts: 24	Reb: 14	Ast: 5	Stl: 4	Bk: 2			 <p>24 SKYLAR VANN</p> <p>6-0, R-Sr., Forward Edmond, Okla. Deer Creek HS</p> <table border="1"> <thead> <tr> <th>Year</th> <th>GP/GS</th> <th>PPG</th> <th>RPG</th> <th>APG</th> <th>FG%</th> <th>3FG%</th> <th>FT%</th> </tr> </thead> <tbody> <tr> <td>24-25</td> <td>34/34</td> <td>10.0</td> <td>4.9</td> <td>2.7</td> <td>.417</td> <td>.270</td> <td>.810</td> </tr> <tr> <td>Season Highs</td> <td>Pts: 24</td> <td>Reb: 10</td> <td>Ast: 8</td> <td>Stl: 4</td> <td>Bk: 1</td> <td></td> <td></td> </tr> <tr> <td>Career Highs</td> <td>Pts: 26</td> <td>Reb: 14</td> <td>Ast: 8</td> <td>Stl: 4</td> <td>Bk: 3</td> <td></td> <td></td> </tr> </tbody> </table> <ul style="list-style-type: none"> Season-high 24pts/9reb in 1st Rd vs. FGCU Career: 92 games with 10+ pts, 20 with 20+ pts 156 career games are 2nd most in OU history Preseason All-SEC Second Team 2024: Big 12 Co-Player of the Year; Unanimous All-Big 12 1st team selection; AP All-America HM. Daughter of former OU MBB player, Bryatt. Older sister of OU freshman guard, Zya 	Year	GP/GS	PPG	RPG	APG	FG%	3FG%	FT%	24-25	34/34	10.0	4.9	2.7	.417	.270	.810	Season Highs	Pts: 24	Reb: 10	Ast: 8	Stl: 4	Bk: 1			Career Highs	Pts: 26	Reb: 14	Ast: 8	Stl: 4	Bk: 3			 <p>25 LANDRY ALLEN</p> <p>6-4, So., Center Tuttle, Okla. Tuttle HS</p> <table border="1"> <thead> <tr> <th>Year</th> <th>GP/GS</th> <th>PPG</th> <th>RPG</th> <th>APG</th> <th>FG%</th> <th>3FG%</th> <th>FT%</th> </tr> </thead> <tbody> <tr> <td>24-25</td> <td>21/0</td> <td>1.8</td> <td>0.9</td> <td>0.3</td> <td>.441</td> <td>.385</td> <td>.375</td> </tr> <tr> <td>Season Highs</td> <td>Pts: 4</td> <td>Reb: 3</td> <td>Ast: 2</td> <td>Stl: 1</td> <td>Bk: 3</td> <td></td> <td></td> </tr> <tr> <td>Career Highs</td> <td>Pts: 11</td> <td>Reb: 12</td> <td>Ast: 2</td> <td>Stl: 3</td> <td>Bk: 3</td> <td></td> <td></td> </tr> </tbody> </table> <ul style="list-style-type: none"> 11 mins played at South Carolina in SEC Tour. Career high 3 blocks at Florida Led Tuttle HS (Okla.) to 2022 state championship by averaging 17.2 points, 9.1 rebounds and 3.6 blocks as a senior #10 center in 2023 class and #2 player in Oklahoma per ESPN Member of Kiowa Tribe 	Year	GP/GS	PPG	RPG	APG	FG%	3FG%	FT%	24-25	21/0	1.8	0.9	0.3	.441	.385	.375	Season Highs	Pts: 4	Reb: 3	Ast: 2	Stl: 1	Bk: 3			Career Highs	Pts: 11	Reb: 12	Ast: 2	Stl: 3	Bk: 3		
Year	GP/GS	PPG	RPG	APG	FG%	3FG%	FT%																																																																																																																												
24-25	34/0	5.4	2.2	1.9	.377	.338	.667																																																																																																																												
Season Highs	Pts: 12	Reb: 5	Ast: 5	Stl: 3	Bk: 0																																																																																																																														
Career Highs	Pts: 22	Reb: 12	Ast: 8	Stl: 7	Bk: 2																																																																																																																														
Year	GP/GS	PPG	RPG	APG	FG%	3FG%	FT%																																																																																																																												
24-25	23/0	2.2	1.0	0.3	.360	.333	.667																																																																																																																												
Season Highs	Pts: 14	Reb: 3	Ast: 3	Stl: 1	Bk: 0																																																																																																																														
Career Highs	Pts: 24	Reb: 14	Ast: 5	Stl: 4	Bk: 2																																																																																																																														
Year	GP/GS	PPG	RPG	APG	FG%	3FG%	FT%																																																																																																																												
24-25	34/34	10.0	4.9	2.7	.417	.270	.810																																																																																																																												
Season Highs	Pts: 24	Reb: 10	Ast: 8	Stl: 4	Bk: 1																																																																																																																														
Career Highs	Pts: 26	Reb: 14	Ast: 8	Stl: 4	Bk: 3																																																																																																																														
Year	GP/GS	PPG	RPG	APG	FG%	3FG%	FT%																																																																																																																												
24-25	21/0	1.8	0.9	0.3	.441	.385	.375																																																																																																																												
Season Highs	Pts: 4	Reb: 3	Ast: 2	Stl: 1	Bk: 3																																																																																																																														
Career Highs	Pts: 11	Reb: 12	Ast: 2	Stl: 3	Bk: 3																																																																																																																														
 <p>34 LIZ SCOTT</p> <p>6-2, R-Sr., Center Houston, Texas Klein Oak HS</p> <table border="1"> <thead> <tr> <th>Year</th> <th>GP/GS</th> <th>PPG</th> <th>RPG</th> <th>APG</th> <th>FG%</th> <th>3FG%</th> <th>FT%</th> </tr> </thead> <tbody> <tr> <td>24-25</td> <td>33/2</td> <td>6.7</td> <td>4.8</td> <td>1.3</td> <td>.532</td> <td>.556</td> <td>.658</td> </tr> <tr> <td>Season Highs</td> <td>Pts: 14</td> <td>Reb: 9</td> <td>Ast: 3</td> <td>Stl: 3</td> <td>Bk: 2</td> <td></td> <td></td> </tr> <tr> <td>Career Highs</td> <td>Pts: 22</td> <td>Reb: 15</td> <td>Ast: 4</td> <td>Stl: 4</td> <td>Bk: 4</td> <td></td> <td></td> </tr> </tbody> </table> <ul style="list-style-type: none"> Shot 57% and avg. 6.7 pts, 4.5 reb against SEC teams Started every game as a junior for Oklahoma and averaged 8.6 points and 6.3 rebounds. Named to SEC Community Service Team on 2/26 No. 9 player in 2019 class per Prospects Nation; Sixth-year player. Brother, Aaron, stars on St. John's MBB team 	Year	GP/GS	PPG	RPG	APG	FG%	3FG%	FT%	24-25	33/2	6.7	4.8	1.3	.532	.556	.658	Season Highs	Pts: 14	Reb: 9	Ast: 3	Stl: 3	Bk: 2			Career Highs	Pts: 22	Reb: 15	Ast: 4	Stl: 4	Bk: 4			 <p>52 RAEGAN BEERS</p> <p>6-4, Jr., Center Littleton, Colo. Oregon State (2022-24)</p> <table border="1"> <thead> <tr> <th>Year</th> <th>GP/GS</th> <th>PPG</th> <th>RPG</th> <th>APG</th> <th>FG%</th> <th>3FG%</th> <th>FT%</th> </tr> </thead> <tbody> <tr> <td>24-25</td> <td>32/32</td> <td>17.5</td> <td>9.3</td> <td>1.1</td> <td>.645</td> <td>.379</td> <td>.701</td> </tr> <tr> <td>Season Highs</td> <td>Pts: 30</td> <td>Reb: 18</td> <td>Ast: 4</td> <td>Stl: 3</td> <td>Bk: 4</td> <td></td> <td></td> </tr> <tr> <td>Career Highs</td> <td>Pts: 30</td> <td>Reb: 20</td> <td>Ast: 4</td> <td>Stl: 4</td> <td>Bk: 4</td> <td></td> <td></td> </tr> </tbody> </table> <ul style="list-style-type: none"> NCAAT avgs: 18.0 PPG, 15.5 RPG, 3.0 BPG AP/USBWA All-America HM; 1st Team All-SEC Lisa Leslie Center of the Year top-5 finalist 13 dbl-dbl; 5th in NCAA in FG%; 13 games with 20+ points (two 30+) Only player since at least 1999 to avg 17.0 PPG, 8.5 RPG, shoot > 65% in less than 23.0 MPG. No. 1 player in 2024 portal, chose OU over UConn. 	Year	GP/GS	PPG	RPG	APG	FG%	3FG%	FT%	24-25	32/32	17.5	9.3	1.1	.645	.379	.701	Season Highs	Pts: 30	Reb: 18	Ast: 4	Stl: 3	Bk: 4			Career Highs	Pts: 30	Reb: 20	Ast: 4	Stl: 4	Bk: 4			 <p>JENNIE BARANCZYK</p> <p>Head Coach 4th Season at Oklahoma 13th Season Overall</p> <table border="1"> <thead> <tr> <th>Year</th> <th>GP/GS</th> <th>PPG</th> <th>RPG</th> <th>APG</th> <th>FG%</th> <th>3FG%</th> <th>FT%</th> </tr> </thead> <tbody> <tr> <td>24-25</td> <td>33/2</td> <td>6.7</td> <td>4.8</td> <td>1.3</td> <td>.532</td> <td>.556</td> <td>.658</td> </tr> <tr> <td>Season Highs</td> <td>Pts: 14</td> <td>Reb: 9</td> <td>Ast: 3</td> <td>Stl: 3</td> <td>Bk: 2</td> <td></td> <td></td> </tr> <tr> <td>Career Highs</td> <td>Pts: 22</td> <td>Reb: 15</td> <td>Ast: 4</td> <td>Stl: 4</td> <td>Bk: 4</td> <td></td> <td></td> </tr> </tbody> </table> <ul style="list-style-type: none"> 293-129 career record; 101-33 at OU (4th season) Making first Sweet 16 app. as player or coach Fastest to 100 wins in OU history (133 games) 2024 Big 12 Coach of the Year 5 conference titles (2x at OU - 2023, 2024) 3x time (2022-24) National Coach of the Year finalist 10 Postseason Appearances (7 NCAA, 3 WNIT) Standout player at Iowa under Lisa Bluder from 2000-04 and was a three-time All-Big Ten Conference selection. Amassed a 192-96 (.667) record in nine seasons at Drake from 2012-21 	Year	GP/GS	PPG	RPG	APG	FG%	3FG%	FT%	24-25	33/2	6.7	4.8	1.3	.532	.556	.658	Season Highs	Pts: 14	Reb: 9	Ast: 3	Stl: 3	Bk: 2			Career Highs	Pts: 22	Reb: 15	Ast: 4	Stl: 4	Bk: 4																																			
Year	GP/GS	PPG	RPG	APG	FG%	3FG%	FT%																																																																																																																												
24-25	33/2	6.7	4.8	1.3	.532	.556	.658																																																																																																																												
Season Highs	Pts: 14	Reb: 9	Ast: 3	Stl: 3	Bk: 2																																																																																																																														
Career Highs	Pts: 22	Reb: 15	Ast: 4	Stl: 4	Bk: 4																																																																																																																														
Year	GP/GS	PPG	RPG	APG	FG%	3FG%	FT%																																																																																																																												
24-25	32/32	17.5	9.3	1.1	.645	.379	.701																																																																																																																												
Season Highs	Pts: 30	Reb: 18	Ast: 4	Stl: 3	Bk: 4																																																																																																																														
Career Highs	Pts: 30	Reb: 20	Ast: 4	Stl: 4	Bk: 4																																																																																																																														
Year	GP/GS	PPG	RPG	APG	FG%	3FG%	FT%																																																																																																																												
24-25	33/2	6.7	4.8	1.3	.532	.556	.658																																																																																																																												
Season Highs	Pts: 14	Reb: 9	Ast: 3	Stl: 3	Bk: 2																																																																																																																														
Career Highs	Pts: 22	Reb: 15	Ast: 4	Stl: 4	Bk: 4																																																																																																																														