

OKLAHOMA BASEBALL



2025 MEDIA GUIDE



@OU_BASEBALL



SOONERSPORTS.COM/TICKETS

2025 OKLAHOMA BASEBALL MEDIA GUIDE

Table of Contents 1
 Quick Facts 2
 2025 Schedule 3
 Tradition 4-5
 L. Dale Mitchell Park 6-7
 1951 College World Series Champions 8-9
 1994 College World Series Champions 10-11
 Conference Postseason History 12

2025 Oklahoma Sooners 13-32
 Roster 13
 Player Profiles 14-25
 Head Coach Skip Johnson 26-27
 Assistant Coaches 28-30
 Support Staff 31-32

2024 Season Review 33-37
 Results 33
 Statistics 34-37

History 38-52
 Historical Timeline 38-39
 Coaching History 40-41
 All-Time Results 42
 All-Time Statistics 43
 NCAA Tournament History 44-45
 Conference Tournament History 46-47
 All-Americans 48-49

Sooners in the Pros 50
 Sooners with Team USA 50
 MLB Draft History 51-52

Records 53-100
 Hitting Records 53-54
 Pitching Records 55
 Game/Misc. Records 56
 Big 12 Era Records 57
 Freshman Records 58
 All-Time Opponents 59
 All-Time Series Records 60-78
 Year-By-Year Results 79-92
 Awards 93-96
 Letterwinners 97-100

University/Athletics 101-104
 President Joseph Harroz Jr. 101
 Athletic Director Joe Castiglione 102
 Southeastern Conference 103
 Athletics Communications 104

CREDITS: The 2025 Oklahoma baseball media guide is a production of the University of Oklahoma Athletics Communications office. The guide was written, designed and edited by Patrick Dunn and Eric Hollier with editing contributions by Henry Berry, Sydney Kudlac, and Gabe Seat. Cover design by Sarah Yermalovich, OU Graphic Design. Photography Credits: Reghan Kyle, Ty Russell, Brent Beerends, Josh Gateley, Gerald Leong, Joe Buvid, Mario Terrana, Justin Kaplan, Candid Color, Major League Baseball, USA Today Sports Images, John Williamson.



THE UNIVERSITY OF OKLAHOMA

Location.....Norman, Okla.
 Founded.....1890
 Enrollment.....34,523
 Nickname.....Sooners
 Colors.....Crimson and Cream
 Conference.....Big 12
 President.....Joseph Harroz Jr.
 VP and Director of Athletics.....Joe Castiglione
 Exec. Assoc. Director of Athletics (Program Admin.).....Greg Tipton

OKLAHOMA BASEBALL

Head Coach.....Skip Johnson (Texas Pan-American '90)
 Overall Coaching Record.....229-153 (seven years)
 Record at Oklahoma.....Same
 Associate Head Coach.....Reggie Willits (Oklahoma '14)
 Assistant Coach.....Todd Butler (McNeese '91)
 Assistant Coach.....Russell Raley (Oklahoma '07)
 Director of Player Development...Britt Bonneau (Lubbock Christian '95)
 Director of Operations.....Ryan Gaines (Oklahoma '95)
 Office Phone.....(405) 325-8354
 First Year of Baseball.....1898
 All-Time Record (Seasons).....2,800-1,625-12 (119)
 All-Time Big 12 Record (Seasons).....376-327-2 (27)
 Big 12 Tournament Titles.....1997, 2013, 2022
 Big 12 Regular Season Titles.....2024
 NCAA Postseason Appearances (Last).....41 (2024)
 College World Series Appearances (Last).....11 (2022)
 College World Series Titles.....1951, 1994
 Letterwinners Returning/Lost/Newcomers.....12/22/32

STADIUM INFORMATION

Home Field.....L. Dale Mitchell Park
 Capacity.....3,180
 Surface.....AstroTurf®
 Year Opened.....1982
 Dimensions.....335-385-411-385-335
 Press Box Phone.....(405) 325-8363

ATHLETICS COMMUNICATIONS

Associate Director/Baseball Contact.....Patrick Dunn
 Office Phone.....(405) 325-8231
 Cell Phone.....(405) 388-1353
 Email.....patrickjdunn@ou.edu
 Athletics Website.....SoonerSports.com
 Baseball Twitter/Instagram.....@OU_Baseball

KEY RETURNERS

Batting		AB	R	H	2B	3B	HR	RBI	SB	BA
C	Easton Carmichael	254	59	93	19	5	7	64	12-18	.366
SS	Jaxon Willits	190	37	51	11	0	10	39	1-2	.268
C	Scott Mudler	147	25	41	6	0	4	31	1-2	.279
OF	Jason Walk	128	26	36	4	2	3	19	13-15	.281

Pitching		G/GS	ERA	W-L	SV	IP	BB	SO	BAA
RHP	Kyson Witherspoon	17/11	3.71	8-3	1	80.0	40	90	.228
RHP	Malachi Witherspoon	21/0	5.64	2-2	5	22.1	10	29	.256
LHP	Grant Stevens	18/9	4.28	6-1	0	54.2	20	54	.291
RHP	Dylan Crooks	25/0	4.11	1-0	0	30.2	3	20	.256

KEY LOSSES

Batting		AB	R	H	2B	3B	HR	RBI	SB	BA
OF	John Spikerman	166	42	61	12	4	3	32	11-17	.367
OF	Kendall Pettis	196	47	54	8	2	4	34	10-13	.276
OF	Bryce Madron	211	68	67	19	3	12	53	14-16	.318
2B	Jackson Nicklaus	195	47	59	9	3	10	37	6-9	.303
1B	Michael Snyder	229	57	81	26	3	11	59	16-17	.318
3B	Anthony Mackenzie	203	50	59	10	1	7	44	6-6	.291

Pitching		G/GS	ERA	W-L	SV	IP	BB	SO	BAA
LHP	Braden Davis	16/16	4.30	9-4	0	92.0	41	117	.208
RHP	Carson Atwood	26/4	3.96	1-1	0	36.1	14	30	.229
LHP	Carter Campbell	28/1	5.64	4-1	1	44.2	20	35	.263
LHP	Ryan Lambert	23/0	2.57	4-0	1	21.0	12	19	.184





2025 OKLAHOMA BASEBALL SCHEDULE

Date	Opponent	Location	Time
Feb. 14	vs. Lehigh	Norman	4 p.m.
Feb. 15	vs. Lehigh	Norman	2 p.m.
Feb. 16	vs. Lehigh	Norman	1 p.m.
Feb. 19	vs. UTA%	Arlington, Texas	6:30 p.m.
Feb. 21	vs. Minnesota^	Round Rock, Texas	2 p.m.
Feb. 22	vs. Oregon State^	Round Rock, Texas	4 p.m.
Feb. 23	vs. Virginia^	Round Rock, Texas	4 p.m.
Feb. 25	vs. Texas Southern	Norman	4 p.m.
Feb. 26	vs. Texas Southern	Norman	4 p.m.
Feb. 28	vs. CSUN	Norman	4 p.m.
March 1	vs. CSUN	Norman	2 p.m.
March 2	vs. CSUN	Norman	1 p.m.
March 4	at DBU	Dallas, Texas	6 p.m.
March 7	vs. Sam Houston	Norman	6:30 p.m.
March 8	vs. Sam Houston	Norman	2 p.m.
March 9	vs. Sam Houston	Norman	2 p.m.
March 12	vs. Louisiana Tech	Norman	6:30 p.m.
March 14	at South Carolina*	Columbia, S.C.	6 p.m.
March 15	at South Carolina*	Columbia, S.C.	3 p.m.
March 16	at South Carolina*	Columbia, S.C.	12:30 p.m.
March 18	vs. UTA	Norman	6:30 p.m.
March 21	vs. Mississippi State*	Norman	6:30 p.m.
March 22	vs. Mississippi State*	Norman	4 p.m.
March 23	vs. Mississippi State*	Norman	2 p.m.
March 25	at Oral Roberts	Tulsa, Okla.	6 p.m.
March 28	at Alabama*	Tuscaloosa, Ala.	6 p.m.
March 29	at Alabama*	Tuscaloosa, Ala.	Noon
March 30	at Alabama*	Tuscaloosa, Ala.	1 p.m.
April 1	vs. Texas Tech	Frisco, Texas	6:30 p.m.

Date	Opponent	Location	Time
April 4	vs. LSU*	Norman	6 p.m.
April 5	vs. LSU*	Norman	6:30 p.m.
April 6	vs. LSU*	Norman	2 p.m.
April 8	vs. DBU	Norman	6:30 p.m.
April 11	vs. Vanderbilt*	Norman	7 p.m.
April 12	vs. Vanderbilt*	Norman	4 p.m.
April 13	vs. Vanderbilt*	Norman	4 p.m.
April 15	at Oklahoma State	Stillwater, Okla.	6 p.m.
April 17	at Missouri*	Columbia, Mo.	7 p.m.
April 18	at Missouri*	Columbia, Mo.	6 p.m.
April 19	at Missouri*	Columbia, Mo.	2 p.m.
April 22	vs. Oral Roberts	Norman	6:30 p.m.
April 25	at Georgia*	Athens, Ga.	6 p.m.
April 26	at Georgia*	Athens, Ga.	5 p.m.
April 27	at Georgia*	Athens, Ga.	11 a.m.
April 29	vs. Wichita State	Norman	6:30 p.m.
May 2	vs. Ole Miss*	Norman	6:30 p.m.
May 3	vs. Ole Miss*	Norman	4 p.m.
May 4	vs. Ole Miss*	Norman	2 p.m.
May 9	at Kentucky*	Lexington, Ky.	5:30 p.m.
May 10	at Kentucky*	Lexington, Ky.	11:30 a.m.
May 11	at Kentucky*	Lexington, Ky.	Noon
May 15	vs. Texas*	Norman	6:30 p.m.
May 16	vs. Texas*	Norman	6:30 p.m.
May 17	vs. Texas*	Norman	2 p.m.
May 20-25	SEC Tournament\$	Hoover, Ala.	TBA
TBD	NCAA Regionals		
TBD	NCAA Super Regionals		
June 13-23	NCAA College World Series	Omaha, Neb.	

* SEC Game | % College Baseball Series at Globe Life Field (Arlington, Texas) | ^ Round Rock Classic (at Dell Diamond Stadium)
 \$ SEC Championship (at Hoover Metropolitan Complex) | All times Central Time Zone and subject to change



ENOS SEMORE

Enos Semore won 69.7 percent of his games coached at Oklahoma, a mark that ranks 40th all-time in NCAA history.

The number of wins recorded by former OU head coach Enos Semore (1968-1989), the most in school history. **◀ 851**

Semore's clubs won nine conference championships, including two Big Eight postseason titles (1977 and '79). **◀ 9**

Oklahoma appeared in five consecutive College World Series from 1972-1976 while Semore was head coach. **◀ 5**



◀ JACK BAER

Architect of OU's first national title in 1951. He was named national coach of the year that season.

LARRY COHELL ▶

Named the 1994 national coach of the year after leading the Sooners to the program's second national championship.



Since the University of Oklahoma started its baseball program in 1898, the Sooners have recorded 94 seasons with a winning record, 41 NCAA Tournament appearances, 13 regional/district titles, two Super Regional titles, 11 College World Series appearances and two national championships.

Oklahoma is one of 13 Division I college baseball programs to win multiple national titles and one of only two schools to do so in the Big 12 Conference (Texas is the other).

From the first conference championship in 1925 under head coach Bill Owen to the Sooners' most recent CWS appearance in 2022, winning is a regular occurrence in Norman.

41 Oklahoma has appeared in 41 NCAA Tournaments, a mark that ranks in the top 10 nationally.

28 The OU baseball program has captured 28 conference championships in the regular season and postseason.

24 Since the number of games in a season was increased in the early 1970s, the Sooners have won 40 or more games in 24 different years.

11 OU has made 11 trips to Omaha for the College World Series in program history, a number that ranks 15th in the nation.

1994 The Sooners' last national championship came in 1994 when they defeated Georgia Tech 13-5 en route to a 50-17 overall record.

1951 Oklahoma captured its first NCAA title in 1951, led by hurler Jack Shirley. OU won a then-program record-19 games that year.

62 The number of victories recorded by the 1976 Sooners under head coach Enos Semore, a program best.

50 The Sooners won 50 games in 2010 for the fifth time in program history. OU also posted 50-plus victories in 1994, 1985, 1976 and 1975.



Oklahoma reached its 11th College World Series and advanced to the championship series in 2022.



1994 CHAMPIONSHIP HARDWARE



L. DALE MITCHELL

Perhaps Oklahoma's most successful baseball alumnus, L. Dale Mitchell played 11 MLB seasons (1946-56). His .507 batting average during his final season at OU in 1946 is a school record.

Oklahoma's baseball stadium is named in his honor.



FIRST ROUND DRAFT PICKS

Twenty-one players have been drafted in the first round of the MLB Draft. Three of those have come in the last six years. Cade Horton was the latest in 2022.



ALL-AMERICANS

J.T. Wise (above) was a consensus All-American in 2009 and one of 64 Sooners to earn All-America honors since 1950. Sheldon Neuse joined Wise as a consensus All-America selection in 2016.



ALL-CONFERENCE

Eight Sooners have been named a first-team all-conference honoree on three occasions in OU history and Sheldon Neuse (above) was the last to do so from 2014-16.



ACADEMICS

Aaron Ivey (above) was the first Sooner to be named baseball's Academic All-American of the Year by CoSIDA in 2007.



L. Dale Mitchell Park
Opened: 1982
Capacity: 3,180
Dimensions: 330-411-330
Surface: AstroTurf®
First Game: February 27, 1982
 Oklahoma 15, Cameron 4
Highest Attendance: 4,812
 April 26, 2024 vs. Texas
Overall Record: 862-268-1 (.763)

BACKGROUND

Named for the mid-1940s Sooner letterman who still holds OU's career and single-season batting records, L. Dale Mitchell Park was dedicated prior to the 1982 season.

With a \$1.3 million price tag, the first phase of the renovation was completed during the 1998 season and included an upper concourse, additional restrooms and additional concession stands. Phase two of the plan provided for new locker rooms, a training room facility and an equipment room for the Sooners.

Prior to the 2002 season, OU completed one of the final stages of the project as the press box facility underwent state-of-the-art improvements. The press box and radio broadcast booths were significantly expanded as well. VIP suites and a disability-accessible elevator were also added.

NEW PLAYING SURFACE

The Sooners played their final home game on natural grass in May of 2015. Beginning with the 2016 preseason, Oklahoma played on a fully synthetic turf field for the first time. The surface features a turf infield, outfield and mound. The outfield walls are padded and the backstop is brick. In December 2023, the field was replaced with a new state-of-the-art synthetic turf featuring mowed striping new field logos and an infill that helps reduce temperatures on the playing surface.

HITTING FACILITY AND PRACTICE INFIELD

OU added a practice facility prior to the 2009 season. The facility features a regulation-size infield with natural grass and a 5,160 square-foot indoor hitting facility. The building contains three full-size pitching and hitting lanes and is heated and air conditioned. The \$1 million facility covers 22,500 square feet of existing ground at L. Dale Mitchell Park and is located down the left-field line adjacent to the Sooners' bullpen.

The ballpark also received a new video and scoreboard in left field prior to the 2009 season and new chair back seats were added for the 2011 and 2012 seasons. Also new in 2012 was new warning track material and field turf in foul territory around the infield.

RECORD CROWD

An L. Dale Mitchell Park-record 4,812 fans jammed the stadium on April 26, 2024, to witness the Sooners record a 9-4 win over rival Texas en route to OU's first Big 12 regular season title in program history.

POSTSEASON HISTORY

In 2006, the facility hosted its first NCAA Regional. It marked the third time in the history of the OU baseball program that it has been chosen to host an NCAA Regional in Norman (1975 and 1977), but first at L. Dale Mitchell Park, which opened in 1982. In 2009, '10 and most recently in 2024, the Sooners again were awarded home-field advantage in the postseason at LDM. Additionally, the Sooners have hosted a regional in Oklahoma City on three occasions and last hosted one in 2004 at the Bricktown

.763 Oklahoma is 862-268-1 all-time at L. Dale Mitchell for a .763 win percentage, including a 25-6 (.806) season in 2013.

4 The Sooners have been selected as a host site for the NCAA Regionals on four occasions in 2006, 2009, 2010 and 2024.

4,812 The stadium's all-time record for attendance was set on April 26, 2024; a 9-4 win over Texas.

12,335 Oklahoma set a series attendance record in 2024 with 12,335 on hand for a three-game set vs. Texas.

4,332 The Sooners opened the 2024 Norman Regional vs. ORU in front of a postseason record 4,332 fans on May 31, 2024.

.312 L. Dale Mitchell was a .312 career hitter in 11 seasons in Major League Baseball. He hit .336 in 1948 and led the AL with 203 hits in 1949.



Top 25 Attendance Marks at L. Dale Mitchell Park

Rank	Att.	Date	Opponent	Result
1.	4,812	4/26/2024	Texas	W, 9-4
2.	4,544	5/4/1995	Texas	W, 3-2
3.	4,411	4/28/2024	Texas	L, 6-8
4.	4,332	5/31/2024	Oral Roberts*	W, 14-0
5.	4,177	3/12/2024	Oklahoma State	L, 5-14
6.	4,102	4/12/2014	Texas	L, 2-7
7.	4,011	4/13/2024	Kansas State	W, 11-4
8.	3,828	6/3/2024	UCONN*	L, 1-7
9.	3,811	6/1/2024	UCONN*	L, 1-4
10.	3,531	6/5/2006	Wichita State*	W, 7-6
11.	3,522	4/14/1998	Arizona State	L, 6-10
12.	3,371	5/20/2023	Oklahoma State	L, 1-11
13.	3,288	4/25/1995	Oklahoma State	W, 5-4
T14.	3,217	6/2/2024	Duke*	W, 4-3
T14.	3,217	6/2/2024	UCONN*	W, 6-4
16.	3,184	5/11/2024	Baylor	W, 9-1
17.	3,176	5/29/2009	Wichita State*	W, 5-4
18.	3,168	5/9/1998	Texas	W, 14-6
19.	3,123	4/25/1992	Oklahoma State	L, 18-9
20.	3,112	4/28/2024	Texas	L, 10-12
21.	3,074	4/15/2023	Texas Tech	L, 5-9
22.	3,064	5/30/2009	Arkansas*	L, 6-17
23.	3,044	5/19/2023	Oklahoma State	W, 5-0
24.	3,029	5/10/2024	Baylor	W, 19-7
25.	3,003	4/14/2018	Texas	L, 6-7

* Indicates NCAA Tournament Game



SOONERS EARN FIRST TITLE

For Immediate Release: June, 17, 1951

OMAHA, Neb. -- They weren't supposed to be there. They weren't even supposed to be that good, but the 1951 Oklahoma baseball team proved in the end that it could play with the best teams in the nation by sweeping through an impressive tournament field en route to its first baseball national title.

Oklahoma came from behind to defeat the University of Tennessee, 3-2, in the championship game to become the first team in College World Series history to claim the title after winning the double-elimination tournament in straight games without defeat.

The title also gave the University of Oklahoma the distinction of becoming the first school to win three national titles in one school year after the football and wrestling teams both captured national championships.

It was a fine pitching performance by one of those good pitchers that lifted OU to victory in the championship game. Sooners' starting pitcher Jack Shirley limited the Volunteers to two runs on three hits. He faced only five batters over the minimum and retired the side in order in seven of the nine innings. After surrendering a single and a double in the first inning, the righthander from Altus, Okla., quieted the Tennessee bats until the fifth inning when he gave up a RBI-single that drove in the Volunteers' second run of the inning.

The win was Shirley's second of the tournament after leading the Sooners to victory in their first game against Ohio State, and his eighth in nine starts that year.

Offensively, Oklahoma pounded out 11 hits off of two Tennessee pitchers. Most of the Sooners' offensive production came from catcher John Reddell (3-for-5), leftfielder Phil McKee (2-for-4) and first baseman Gene Sheets (2-for-5).

However, it was centerfielder Charley Pugsley who delivered the key hit for the Sooners that day. With the game tied at two and two outs in the top of the eighth, Pugsley hammered his only hit of the evening into centerfield to score third baseman Ray Morgosh with the winning run.

OU scored its first run of the game in the sixth inning when UT's starting pitcher walked in Reddell with the bases loaded. Reddell figured into the Sooners' next scoring play when he singled home McKee from third to tie the game at two in the top of the seventh.

After struggling with a 9-8 win in 10 innings over Ohio State in the opener, and a 7-1 win over Springfield (Mass.) College in the second game of the tournament, OU took its spot in the championship game by defeating Southern California, 4-1.

Another pitching star for Oklahoma, Floyd Murphy, led the Sooners to victory over the Trojans as Murphy scattered eight hits, while the Sooner defense aided the effort by turning four double plays in the game.

After beginning the season with six straight losses, OU finished the regular season 12-9 and captured the Big Seven Conference crown after compiling a 10-1 mark in league play. The Sooners' shaky start melted away into a hot streak which saw OU win its last 13 games en route to the title. The 13-game streak ranks in the top 10 all-time as the longest win streak to end a season by a CWS champion.

"We just weren't a great team, but everybody worked hard. We had a couple of good hitters and two good pitchers, three really."



Gene Sheets tags out a Tennessee base runner during the 1951 CWS Championship game.

7-0

The Sooners were undefeated during the 1951 NCAA Tournament with a perfect 7-0 mark, including a 4-0 record in the CWS.

19

Oklahoma's win total during the 1951 season, a record for the program's first 72 years until it was surpassed in 1969 (23).

13


The Sooners won their last 13 games en route to the title, an end-of-season streak that ranks in the top 10 all-time among CWS champions.

11

The Sooners produced three runs on 11 hits, while holding Tennessee to only two runs on three hits.


3

The University of Oklahoma won three national championships in 1951. The football and wrestling teams also won titles that year




GENE SHEETS

After winning the 1951 National Championship as a sophomore, Sheets became OU's first two-time All-American, earning the honors in 1952 and 1953. Sheets was also OU's first, first team All-American in 1953.



JOHN REDDELL

A three-year letterwinner in both baseball and football at OU, Reddell scored the Sooners' first run in the national championship game and later drove in the game-tying run in the seventh inning against the Volunteers.



JACK SHIRLEY

The Sooners' ace during the championship run. His win in the title game was his eighth of the season in nine starts. Prior to limiting Tennessee to two runs off three hits, Shirley also helped OU defeat Ohio State in the CWS opener.



JACK BAER

The Sooners' coach led Oklahoma to its first national championship in baseball and 281 wins overall during his 26 years. The Sooners won six conference championships and advanced to five NCAA Tournaments under Baer.



1951 NCAA COLLEGE WORLD SERIES
CHAMPIONSHIP GAME
OKLAHOMA 3, TENNESSEE 2
Sunday, June 17 * Omaha, Neb.

Oklahoma

Name (Pos.)	AB	R	H	RBI	PO	A
Wich, ss	5	0	1	0	2	8
Morgosh, 3b	3	1	1	1	2	1
Sheets, 1b	5	0	2	0	10	0
Pugsley, cf	3	0	1	1	1	0
Antonio, rf	4	0	0	0	1	0
McKee, lf	4	1	2	0	1	0
Reddell, c	5	1	3	1	7	1
Harrah, 2b	4	0	0	0	3	2
Shirley, p	3	0	1	0	0	1
Totals	36	3	11	3	27	13

Tennessee

Name (Pos.)	AB	R	H	RBI	PO	A
Asbury, lf	3	0	2	1	0	0
Bell, ss	4	0	0	0	3	5
Hopkins, 3b	4	0	1	0	1	1
Hatfield, 1b/p	4	0	0	0	3	3
Richichar, cf	4	0	0	0	3	0
Anderson, c	2	1	0	0	6	0
Payne, rf	1	1	0	0	3	0
Huffstetler, p	0	0	0	0	0	0
Powell, 2b	2	0	0	1	5	0
Totals	27	2	3	2	27	10

Score By Innings:

	R	H	E
OU	0	0	0
OU	1	1	0
UT	0	0	0
UT	2	3	1

E- Richichar; 2B- Hopkins, Reddell, Morgosh; 3B- McKee; SB- Reddell; S- Powell; DP- Wich and Sheets; Hatfield, Bell and Powell.

LOB- Oklahoma 16, Tennessee 3; BB- Shirley 4, Huffstetler 1, Hatfield 8; SO- Shirley 6, Hatfield 5.

Winner- Shirley; Loser- Hatfield; HBP- Pugsley (by Hatfield); WP- Shirley. PB- Reddell, Anderson; Umpires- Warneke, Alvarez, Tobin; Time- 2:12; Attendance- 6,290.





OKLAHOMA POWERS TO SERIES TITLE

For Immediate Release: June, 11, 1994

OMAHA, Neb. -- "Twenty-five guys pulling on the same rope." The 1994 Oklahoma baseball team's season-long motto that inspired them to a 42-17 regular-season record continued to spark OU during postseason play where the Sooners produced their second baseball national title in school history with a 13-5 rout of Georgia Tech.

The national title capped off an incredible NCAA Tournament run by the Sooners who went undefeated in both the regional tournament in Austin, Texas, and the eight-team double elimination World Series. At the time, OU became only the fifth team since the CWS moved to Omaha in 1950 to accomplish such a feat.

To further demonstrate the Sooners' dominance during the postseason, Oklahoma trailed in just one of the 72 innings in the NCAA Tournament. OU finished the series as the top hitting (.327) and pitching (2.37 ERA) team, while ranking second in defense (committing only five errors).

"We got hot at the right time," said Oklahoma Head Coach Larry Cochell following the championship game. "The momentum that we got in Austin carried over, and the two one-run victories here (against Auburn and Arizona State) gave us the confidence to keep it going."

Leading the way for the Sooners was senior centerfielder Chip Glass, who was named the Most Outstanding Player of the series. Glass, who hit only three home runs during the regular season, nailed three round-trippers during the series, including one in the championship game. Over the four-game tournament, the Ukiah, Calif., native batted .389 with four RBI and three stolen bases.

With the game tied at two after three innings, Oklahoma jumped ahead and claimed a commanding lead that it would not relinquish. Aided by four hits and three Yellow Jacket errors, the Sooners scored five runs in the fourth inning to break open a 7-2 lead.

Two frames later, a two-run double by Tech's designated hitter Michael Sorrow (in the top of the sixth) brought the Jackets back to within three runs before a three-run homer by sophomore designated hitter Damon Minor capped off a four-run bottom of the sixth to put the game away for good.

Junior leftfielder Aric Thomas and senior rightfielder Darvin Traylor led all Oklahoma hitters with three hits and runs apiece, while both drove in one run each.

Junior righthander Tim Walton, who pitched five scoreless innings in relief a week before against Arizona State in the OU's second game of the series, picked up the win after throwing 2.1 strong innings in relief of senior starter Kevin Lovingier.

Oklahoma's ace closer, junior righthander Bucky Buckles, came on for the final 3.2 innings of work to close out the game and record his school and Big Eight record 14th save of the season.

Buckles' performance earned him a spot on the all-tournament team along with five other Sooners: Glass, senior second baseman Rick Gutierrez, sophomore first baseman Ryan Minor, Traylor and junior pitcher Mark Redman. As a team, OU set a championship game record with its 13 runs and tied the record with 16 hits.

"We didn't have any superstars. This was a team in the truest sense of the word. We all pulled together and did what it took to win."

8-0

The Sooners ran the table during the 1951 NCAA Tournament with a perfect 8-0 mark, including a 4-0 record in the CWS.

71

OU dominated the postseason, leading for 71 of its 72 innings played during the NCAA Tournament.

13

OU totaled 13 runs on 16 hits against GT in the finals, the fourth time it scored at least 10 runs during the postseason.

2.37

The OU pitching staff's 2.37 ERA was the lowest among all participants at the 1994 College World Series.

.327

The Sooners led the 1994 CWS field with a .327 batting average. OU averaged seven runs per game in the series.

1994 NATIONAL CHAMPIONS



DEFENSE

The Sooners' defense, led up the middle by **Rick Gutierrez** (left) and **Rich Hills**, finished the College World Series ranked second with only five errors.



ACE IN THE PEN

Bucky Buckles completed what was then a school-record 14th save of the season by tossing the final 3.2 innings in the championship game.



POWER LINEUP

The middle of the Sooners' lineup (third through fifth batters) drove in seven runs on six hits in the title game, led by **Damon Minor's** three-run home run in the sixth inning.



ELITE COACH

Larry Cochell became the second coach in NCAA history to take three programs to the College World Series (his teams made six CWS appearances: Oral Roberts [1978] Cal State Fullerton [1988 and 1990] and Oklahoma [1992, 1994 and 1995]).



MOST OUTSTANDING PLAYER

Center fielder **Chip Glass** went yard three times at Rosenblatt Stadium and blew through a stop sign at third base to score under the tag of future MLB All-Star Jason Varitek (pictured) in the championship game.



1994 NCAA COLLEGE WORLD SERIES
CHAMPIONSHIP GAME
OKLAHOMA 13, GEORGIA TECH 5
Sunday, June 11 * Omaha, Neb.

Georgia Tech (50-17)

Name (Pos.)	AB	R	H	RBI	PO	A
Garciaparra, ss	5	1	2	1	3	4
McIntyre, 2b	5	0	0	0	3	7
Payton, cf	5	0	2	0	0	0
Varitek, c	3	2	2	1	4	1
Hensley, 3b/lb	4	1	1	0	1	4
Byers, 1b	1	0	0	0	12	0
T. Barr, ph	0	0	0	0	0	0
Lincoln, pr	0	1	0	0	0	0
Easterling, lf	0	0	0	0	0	0
Sorrow, dh	2	0	1	2	0	0
M. Barr, ph	1	0	1	0	0	0
Smith, lf/rf	4	0	1	1	0	0
Saier, rf	3	0	0	0	1	0
Ritter, ph/3b	1	0	0	0	0	0
Gogolin, p	0	0	0	0	0	2
Totals	34	5	10	5	24	18

Oklahoma (50-17)

Name (Pos.)	AB	R	H	RBI	PO	A
Thomas, lf	5	3	3	1	2	0
Hansen, lf	0	0	0	0	0	0
Traylor, rf	4	3	3	1	1	0
Gutierrez, 2b	4	1	2	3	2	3
D. Minor, dh	4	1	1	3	0	0
Bradshaw, ph	0	0	0	0	0	0
Hills, ss	4	1	2	2	1	4
Glass, cf	5	2	2	1	5	0
Mariani, 3b	3	0	2	2	1	1
R. Minor, 1b	4	1	0	0	9	1
Soto, ph/lb	1	0	0	0	3	0
Flores, c	5	1	1	0	2	6
Lovingier, p	0	0	0	0	0	2
Buckles, p	0	0	0	0	1	1
Totals	39	13	16	13	27	18

Score By Innings:

	R	H	E
GT	0	1	1
OU	2	0	0
	0	0	2
	0	1	0
	5	10	4
	2	0	x
	13	16	0

E - Hensley 2, Saier, Varitek;
DP- Georgia Tech 3, Oklahoma 1;
LOB- Georgia Tech 8, Oklahoma 8;
2B- Payton (27), Sorrow (9), Hills (28);
3B- Traylor (3); HR- Garciaparra (16),
Varitek (17), D. Minor (14), Glass (6);
SB- Glass (26); CS- Garciaparra, Mariani.

Oklahoma	IP	H	R	ER	BB	SO
Lovingier	2.0	3	2	2	2	2
Snyder	1.0	1	0	0	1	0
Walton (7-3)	2.1	2	2	2	2	1
Buckles (14)	3.2	4	1	1	1	2

Georgia Tech	IP	H	R	ER	BB	SO
Gogolin (12-3)	3.1	7	7	3	3	0
Myers	2.2	5	4	4	0	3
McGill	1.0	4	2	2	1	0
Cason	1.0	0	0	0	1	1

WP- McGill; HBP- by Myers (Hills).
Umpires- Runchey, Pederson, Nelson,
Magnusson.

Start- 12:07 pm; Time- 2:50;
Attendance- 21,053

The Sooners' national success begins with winning championships in some of the toughest conferences year in and year out. Oklahoma has won 28 conference championships, which includes postseason titles in 1977, 1979, 1997, 2013 and 2022.

1997

Oklahoma won the first Big 12 Tournament Championship in 1997 with four straight wins to close out the tourney. OU defeated Texas Tech, 19-17, to win the inaugural championship.

28

The Sooners' 28 conference championships ranked third all-time among Big 12 schools. The Sooners also finished second in the regular season standings on 21 occasions.

24-8


Oklahoma ran through the 2013 Big 12 Tournament by outscoring opponents, 24-8, en route to a 4-0 record and a second tournament title.

21

The Sooners hold the record for most runs scored in a Big 12 Tournament game. OU defeated OSU, 21-6, in 2006 and held the previous high with 19 against Texas Tech in the 1997 title game.

4

Oklahoma won four straight regular season Big Eight crowns from 1972-75 under head coach Enos Semore.



OU won its second Big Eight Tournament title in 1979 after defeating Missouri and Nebraska twice. Nick Capra was named the MVP.



No.	Name	Yr.	Pos.	B/T	Ht./Wt.	Hometown/Last School
1	Jason Walk	So.	IF/OF	S/R	5-9/168	Acworth, Ga./Harrison HS
2	Easton Carmichael	Jr.	C	R/R	6-1/200	Prosper, Texas/Prosper HS
3	Christian Hoffman	Jr.	OF	L/R	6-3/226	Albuquerque N.M./New Mexico JC
4	Mason Hamlin	Jr.	IF	R/R	6-2/204	Falcon, CO./UT Permian Basin
5	Dawson Willis	Jr.	IF	R/R	6-4/187	Ruston, La./LSU at Eunice
6	Kyle Branch	Fr.	IF	R/R	5-11/186	Lucas, Texas/Lovejoy HS
7	Jaxon Willits	So.	IF	S/R	6-0/206	Fort Cobb, Okla./Fort Cobb-Broxton HS
8	Taylor Tatum	Fr.	OF	R/R	5-10/206	Longview, Texas/Longview HS
9	Brandon Cain	Jr.	IF/OF	R/R	5-11/175	Mobile, Ala./Mississippi Gulf Coast CC
11	Jacob Gholston	So.	RHP	R/R	6-6/218	Flower Mound, Texas/Flower Mound HS
12	Ryley Leininger	Fr.	IF	L/R	6-2/220	Georgetown, Texas/Georgetown HS
14	Jackson Kircher	Fr.	RHP/OF	R/R	6-3/212	Little Rock, Ark./Little Rock Christian Academy
16	Dayton Tockey	Jr.	IF	L/L	6-2/233	Fort Worth, Texas/Weatherford JC
17	Dasan Harris	So.	OF	L/L	6-0/175	Plano, Texas/Plano East HS
18	Gavyn Jones	So.	LHP/OF	L/L	6-1/209	White Oak, Texas/McLennan CC
20	Trey Gambill	Jr.	OF	L/R	5-11/193	Alpine, Utah/Salt Lake CC
21	Drew Dickerson	Fr.	IF	R/R	6-4/209	Lee's Summit, Mo./Lee's Summit West HS
22	Scott Mudler	Sr.	C	L/R	6-2/213	Johns Creek, Ga./Northwest Florida State College
23	Cade Crossland	Jr.	LHP	L/L	6-1/204	Rockwall, Texas/Weatherford JC
25	Malachi Witherspoon	Jr.	RHP	R/R	6-3/210	Jacksonville, Fla./Northwest Florida State College
26	Kyson Witherspoon	Jr.	RHP	R/R	6-2/206	Jacksonville, Fla./Northwest Florida State College
27	Landon Victorian	Fr.	RHP	R/R	6-2/167	Lake Charles, La./Barbe HS
28	Brayden Horton	Jr.	IF/OF	L/R	5-11/200	Sayre, Pa./Liberty
29	Jaden Barfield	Fr.	LHP	L/L	5-9/221	Pearland, Texas/Pearland HS
30	Michael Catalano	Fr.	RHP	R/R	6-0/191	Frisco, Texas/Frisco HS
31	Cameron Johnson	So.	LHP	L/L	6-6/256	Upper Marlboro, Md./LSU
32	Dylan Tate	Jr.	RHP	R/R	5-11/194	Eureka, Mo./Jefferson College
33	Berkeley Roddy	Fr.	RHP	R/R	6-2/215	Fort Worth, Texas/Boswell HS
34	Beau Sampson	So.	LHP	L/L	6-6/229	St. George, Utah/Salt Lake CC
35	Jason Bodin	So.	RHP	L/R	6-3/184	Orangefield, Texas/Texas A&M
36	Grant Stevens	Gr.	LHP	L/L	5-9/189	Elk Grove, Calif./Pacific
37	Mitch Haythorn	Fr.	RHP	R/R	6-0/191	Eaton, Colo./Eaton HS
39	Cole Hansen	Fr.	C	R/R	6-0/205	Norco, Calif./Norco HS
40	Sam Christiansen	R-So.	IF/OF	L/L	6-1/213	Mesa, Ariz./Mountain View HS
41	Reid Graham	Fr.	IF	R/R	6-6/182	Waxahachie, Texas/Waxahachie HS
42	Reid Hensley	Sr.	RHP	R/R	6-0/200	Lufkin, Texas/Tyler JC
43	Dylan Crooks	Sr.	RHP	R/R	5-11/187	Eules, Texas/Paris JC
45	Jordan Stribling	Fr.	LHP	L/L	6-6/242	Highland Park, Texas/Highland Park HS
48	James Hitt	Gr.	LHP	L/L	6-0/192	Magnolia, Texas/Texas Tech
54	Nate Smithburg	Jr.	LHP	L/L	6-2/216	Libertyville, Iowa/Indian Hills CC
58	James Nesta	R-Fr.	RHP	R/R	6-3/216	Huntersville, N.C./William Amos Hough HS

ALPHABETICAL ROSTER

29	Jaden Barfield
35	Jason Bodin
6	Kyle Branch
9	Brandon Cain
2	Easton Carmichael
30	Michael Catalano
40	Sam Christiansen
43	Dylan Crooks
23	Cade Crossland
21	Drew Dickerson
20	Trey Gambill
11	Jacob Gholston
4	Mason Hamlin
39	Cole Hansen
17	Dasan Harris
42	Reid Hensley
48	James Hitt
3	Christian Hoffman
28	Brayden Horton
31	Cameron Johnson
18	Gavyn Jones
14	Jackson Kircher
12	Ryley Leininger
22	Scott Mudler
58	James Nesta
33	Berkeley Roddy
34	Beau Sampson
54	Nate Smithburg
36	Grant Stevens
32	Dylan Tate
8	Taylor Tatum
16	Dayton Tockey
27	Landon Victorian
1	Jason Walk
5	Dawson Willis
7	Jaxon Willits
26	Kyson Witherspoon
25	Malachi Witherspoon

Head Coach: Skip Johnson (Eighth Season, Texas Pan-American '90)
Associate Head Coach: Reggie Willits (Fourth Season, Oklahoma '14)
Assistant Coach: Todd Butler (Second Season, McNeese '91)
Assistant Coach: Russell Raley (Third Season, Oklahoma '07)
Director of Player Development: Britt Bonneau (Seventh Season, Lubbock Christian '95)
Director of Operations: Ryan Gaines (20th Season, Oklahoma '95)

SOONERS BY CLASS

Seniors (5)

Dylan Crooks
 Reid Hensley
 James Hitt
 Scott Mudler
 Grant Stevens

Juniors (13)

Brandon Cain
 Easton Carmichael
 Cade Crossland
 Trey Gambill
 Mason Hamlin
 Christian Hoffman
 Brayden Horton
 Nate Smithburg
 Dylan Tate
 Dayton Tockey
 Dawson Willis
 Kyson Witherspoon
 Malachi Witherspoon

Sophomores (9)

Jason Bodin
 Sam Christiansen
 Jacob Gholston
 Dasan Harris
 Cameron Johnson
 Gavyn Jones
 Beau Sampson
 Jason Walk
 Jaxon Willits

Freshmen (12)

Jaden Barfield
 Kyle Branch
 Michael Catalano
 Drew Dickerson
 Reid Graham
 Cole Hansen
 Jackson Kircher
 Ryley Leininger
 James Nesta
 Berkeley Roddy
 Taylor Tatum
 Landon Victorian

SOONERS BY STATE

Texas (16)

Jaden Barfield
 Jason Bodin
 Kyle Branch
 Easton Carmichael
 Michael Catalano
 Dylan Crooks
 Cade Crossland
 Jacob Gholston
 Dasan Harris
 Reid Hensley
 James Hitt
 Gavyn Jones
 Ryley Leininger
 Berkeley Roddy
 Taylor Tatum
 Dayton Tockey

Utah (2)

Trey Gambill
 Beau Sampson

California (2)

Grant Stevens
 Cole Hansen

Colorado (1)

Mason Hamlin

Florida (2)

Kyson Witherspoon
 Malachi Witherspoon

Georgia (2)

Scott Mudler
 Jason Walk

Louisiana (2)

Landon Victorian
 Dawson Willis

Missouri (2)

Drew Dickerson
 Dylan Tate

Oklahoma (1)

Jaxon Willits

Other (8)

Brandon Cain (Ala.)
 Sam Christiansen (Ariz.)
 Christian Hoffman (N.M.)
 Brayden Horton (Pa.)
 Cameron Johnson (Md.)
 James Nesta (N.C.)
 Jackson Kitcher (Ark.)
 Nate Smithburg (Iowa)

PRONUNCIATION GUIDE

Ryley LEININGER	LINE-ing-er
DASAN Harris	Dah-SAHN
KYSON Witherspoon	KY-sun
Michael CATALANO	CAT-ah-lon-oh
Jason BODIN	BOH-din



JADEN BARFIELD

Pearland, Texas
Pearland HS

LHP Fr. 5-9 216

#29

High School: A pitcher from Pearland High School in Pearland, Texas ... ranked No. 7 left-handed pitcher and No. 45 overall prospect in Texas and No. 56 left-handed pitcher nationally by Perfect Game ... named to the Texas All-Region First-Team by Perfect Game ... two-year letterman in baseball ... also lettered in football.

Personal: Born February 28, 2006, in Pearland, Texas ... son of Eric and Samantha Barfield ... has two sibling



KYLE BRANCH

Lucas, Texas
Lovejoy HS

IF Fr. 5-11 182

#6

High School: An infielder from Lovejoy High School in Lucas, Texas ... team captain and 1st team All-District as a senior ... named to the 2024 Perfect Game first-team all-region ... was a four-year letterman in baseball ... also lettered in football.

Personal: Born May 4, 2005 ... Son of Rusty and Kari Branch... has three siblings, Kolby, Carson, and Cooper ... brother, Kolby, plays baseball for the University of Georgia ... intended major is Business Finance.



JASON BODIN

Orange, Texas
Texas A&M

RHP So. 6-3 193

#35

Prior to OU: A pitcher from Texas A&M University in College Station, Texas ... made two relief appearances in the 2024 season ... rated as the No. 23 right-handed pitcher and No. 59 overall prospect in Texas in the class of 2023 by Perfect Game.

High School: Attended Orangefield High School in Orangefield, Texas ... as a senior, he pitched 40.1 innings, recording 74 strikeouts ... coached by Tim Erickson ... was a two-year letterman in baseball ... also lettered in football.

Personal: Born August 9, 2004, in Beaumont, Texas ... son of Richard and Pam Bodin ... has two siblings ... major is Sports Business.



BRANDON CAIN

Mobile, Ala.
Mississippi Gulf Coast CC

UTL Jr. 6-0 174

#9

Prior to OU: An infielder/outfielder from Mississippi Gulf Coast Community College ... appeared in 47 games his sophomore season, recording 49 runs, 29 RBIs, 17 stolen bases and five home runs, batting .359 and slugging .552.

High School: Attended Baker High School in Mobile, Ala. ... coached by Tyler Minto ... was a one-year letterman in baseball ... also lettered in track.

Personal: Born August 30, 2004 ... Son of Lamont Cain and Oly Johnson ... brother, Brandon, played football at Auburn University ... mother, Oly, played softball at Bishop State Community College ... nephew of MLB veteran Lorenzo Cain ... major is Computer Science.
Skip Ad



EASTON CARMICHAEL

Prosper, Texas
Prosper HS

C Jr. 6-1 200

#2

2024: NCBWA Third Team All-American ... ABCA All-Region Second Team ... All-Big 12 First Team ... NCAA Norman All-Regional selection ... Big 12 All-Tournament Team member ... Las Vegas Classic All-Tournament Team ... Started 60 of 61 games, playing in all 61 ... hit .366 with seven home runs, 19 doubles and five triples to go with a team-best 93 hits and 64 runs batted in ... led the Sooners with multiple hits in 32 games to accompany 15 multi-RBI games ... in Big 12 play, led the conference with 52 hits, 39 RBIs and four triples while batting .406 ... ranked in the top five in league play in four other categories, including runs scored (37), doubles (10) and total bases (85) ... had multiple hits in six of OU's nine postseason games with four extra-base hits and five RBIs.

2023: Named to Big 12 All-Freshman Team ... made 51 appearances and 47 starts ... made 39 starts at catcher as eight as designated hitter ... batted .306 with 48 RBIs, 28 runs, eight doubles, four triples and six home runs, registering a .482 slugging percentage and a .346 OBP ... had 17 multiple hit games and a team-leading 14 multiple RBI contests ... went 3 for 4 with a triple and two runs vs. Air Force (2/20) ... went 2 for 4 with a triple and three RBIs vs. Rider (2/25) ... went 3 for 4 with a homer, a double, a career-high five RBIs and two runs vs. Mississippi State (3/4) ... was 2 for 5 with three RBIs vs. Ohio State (3/5) ... notched 12 hits and 13 RBIs in five games from March 7-March 12 ... went 3 for 3 with three RBIs and a run vs. UNLV (3/7) and hit a two-run homer the next day vs. UNLV (3/8) ... went 4 for 5 with a triple, three RBIs and two runs in the series opener at Houston (3/10) ... finished the week by going 4 for 5 with a triple, a homer, four RBIs and two runs on March 11 and 2 for 5 with a walk and an RBI on March 12 at Houston ... notched three hits and scored a run vs. TCU (3/19) ... went 2 for 3 with a walk and two RBIs vs. Stanford (4/2) ... was 2 for 4 with a solo homer at Baylor (4/8) ... went 3 for 4 with two doubles and two RBIs at West Virginia (5/5) ... notched five RBIs in the series vs. Oklahoma State (5/18-20), going 2 for 4 with two RBIs on Friday, doubling home two runs on Saturday and doubling in a run on Sunday ... went 2 for 4 with a double, two walks and an RBI vs. OSU in the Big 12 tournament (5/24) ... hit a two-run home run in the NCAA Charlottesville Regional vs. Army (6/3).

High School: A catcher from Prosper High School in Prosper, Texas ... during the COVID-shortened season, he batted .500, .575 OBP and slugged .719 ... made 16 hits, one double, three triples, posted 14 RBIs and allowed 6 walks as a sophomore ... named to the Texas High School first-team all-state in 2021 ... during his junior season, he batted .358, .437 OBP and slugged .593 ... made 44 hits, seven doubles, three triples, six home runs, posted 31 RBIs and allowed 17 walks as a junior ... during his senior season, he batted .375, .507 OBP and slugged .567 ... made 39 hits, nine doubles, one triple, three home runs, posted 23 RBIs and allowed 30 walks as a senior ... received Texas High School Elite All-State Catcher honors in 2022 ... was a three-year letterman at Prosper High School ... high school coach is Scott Holder.

Personal: Son of Julie and Darby Carmichael ... dad, Darby, was a catcher for the Sooners from 1992-93 ... brother, Braden, was a pitcher for the Sooners from 2021-23 ... major is finance.



MICHAEL CATALANO

Frisco, Texas
Frisco HS

RHP Fr. 6-0 206

#30

High School: A pitcher from Frisco High School in Frisco, Texas ... during his senior season, he pitched 68 innings, posting a 1.10 ERA with 122 strikeouts ... named Texas District 9-5A MVP ... ranked No. 3 right-handed pitcher and No. 16 overall prospect in Texas and No. 46 right-handed pitcher and No. 167 overall prospect nationally by Perfect Game ... named to the Texas All-Region First-Team by Perfect Game ... four-year letterman in baseball.

Personal: Born June 28, 2005, in Metairie, La. ... son of Frank and Jennifer Catalano ... has one brother, Jimmy ... intended major is Business.



SAM CHRISTIANSEN

Mesa, Ariz
South Mountain CC

UTL R-So. 6-1 212

#40

Prior to OU: A transfer from South Mountain Community College in Phoenix, Ariz. ... appeared in 57 games in the 2023 season, batting .307 with 47 runs, 35 RBIs and 32 stolen bases.

High School: Attended Mountain View High School in Mesa, Ariz. ... during his senior season, he batted .414 with 36 total hits and four home runs ... coached by Jesus Arzaga ... three-year letterman in baseball.

Personal: Born June 22, 2004, in San Francisco, Calif. ... son of Heather and Jason Christiansen ... has two sisters, Makena and Kennedy... intended major is Organizational Leadership.




DYLAN CROOKS
 Euless, Texas
 Paris JC
 RHP Sr. 6-0 187
#43

2024: Made 25 appearances on the mound, finishing with a 4.11 ERA and 1-0 record in 30.2 IP ... struck out 20 to just three walks ... got the win in relief in his first appearance as a Sooner on opening weekend vs. Nebraska, striking out one in the ninth (2/18) ... struck out a pair in two innings of relief vs. Oklahoma State (3/12) ... struck out two in one inning vs. West Virginia (3/23) ... fanned a pair in two innings pitched in a win over Kansas State (4/12) ... struck out two in now inning of work vs. Kansas at the Big 12 Championship (5/23) ... struck out a season-best three in 1.2 innings of relief vs. UCONN in the NCAA Norman Regional (6/1).

Prior to OU: A right-handed pitcher Paris Junior College ... made 12 appearances in the 2023 season and had 34 strikeouts ... made All-Academic team ... appeared in the Texas-New Mexico All Star game.

High School: A catcher from Trinity High School in Euless, Texas ... was a four-year letter winner ... earned All-District 3-6A first team honors in 2021 ... brother, Jimmy, played for the Sooners from 2021-22 and was drafted in the fourth round of the 2022 MLB Draft by the St. Louis Cardinals.



CADE CROSSLAND
 Rockwall, Texas
 Weatherford JC
 LHP Jr. 6-1 210
#23

Prior to OU: Played last season at Weatherford (TX) JC, went 9-2 in 14 appearances with a 2.37 ERA and 100 strikeouts in 68.1 innings.

High School: Attended Rockwall High School in Rockwall, Texas ... was a second-team All-State selection as a senior ... coached by Barry Rose ... two-year letterman in baseball.

Personal: Born February 1, 2004, in Rowlett, Texas ... son of Russell and Kelli Crossland ... has one sister ... father, Russell, played baseball at Southeastern Oklahoma State University ... major is Organizational Leadership.



DREW DICKERSON
 Lee's Summit, Mo.
 Lee's Summit West HS
 IF Fr. 6-4 210
#21

High School: An infielder from Lee's Summit West High School in Lee's Summit, Mo. ... ranked No. 2 shortstop and No. 3 overall prospect in the state of Missouri and No. 36 shortstop and No. 142 overall nationally by Perfect Game ... four-time all-conference selection ... coached by Jay Meyer ... four-year letterman in baseball ... also lettered in basketball and football.

Personal: Born April 22, 2005, in Lee's Summit, Mo. ... son of Travis and Wendie Dickerson ... has three sisters ... intended major is Special Education.



TREY GAMBILL
 Alpine, Utah
 Salt Lake CC
 OF Jr. 6-0 194
#20

Prior to OU: An outfielder from Salt Lake Community College in Salt Lake City, Utah ... appeared in 53 games his sophomore season, recording 63 runs, 48 RBIs and nine home runs with a .375 batting average, .555 OBP and slugged .664 ... named to the NJCAA All-American third-team.

High School: Attended Lone Peak High School in Highland, Utah ... coached by Jeremy Berg ... was a three-year letterman in baseball ... also lettered in basketball.

Personal: Born July 7, 2001, in Fullerton, Calif. ... son of Tyler and Cynthia Gambill ... has three siblings, Cole, Tate, and Kade ... brother, Cade, played baseball at Brigham Young University ... brother, Tate, plays baseball at Brigham Young University ... major is Business Administration.



JACOB GHOLSTON

Flower Mound, Texas
Flower Mound HS

RHP So. 6-7 218

#11

2024: Made two appearances on the mound at DBU (2/20) and vs. UTA (4/9).

High School: Attended Flower Mound High School in Flower Mound, Texas ... selected in the 17th round of the 2023 MLB draft ... rated as the No. 31 overall recruit and No. 9 right-handed pitcher in the state of Texas and a top-315 recruit and a top-95 pitcher nationally by Prep Baseball Report ... rated as the No. 47 overall prospect and No. 19 RHP in Texas and a top-450 overall prospect nationally by Perfect Game named to the 2023 THSCA State 6A Super Elite Team ... earned 6A THSBCA All-State First-Team honors ... earned first-team All-District 6A honors as a junior ... named to the all-tournament team at the 2022 Perfect Game 17U World Series and at the 2022 17U WWBA South Elite Championship ... high school coach was Danny Wallace.

Personal: Major is business.



REID GRAHAM

Waxahachie, Texas
Waxahachie HS

IF Fr. 6-6 185

#41

High School: An infielder from Waxahachie High School in Waxahachie, Texas ... a Perfect Game 18U North Texas Champion with the Stix Baseball Club ... was a two-year letterman in baseball.

Personal: Born August 8, 2005 ... Son of Ray and Sarah Graham... brother Peyton was a first team All-American for the Sooners and currently in the Detroit Tigers farm system ... intended major is Business



MASON HAMLIN

Falcon, Colo.
UT-Permian Basin

IF Jr. 6-2 211

#4

Prior to OU: Spent the last two seasons as an infielder at the University of Texas Permian Basin ... started in all 101 games he played ... during his sophomore season he recorded 79 runs, 52 RBIs, five home runs and stole 25 bases ... he batted .373, .463 OBP and slugged .526 ... in the field, he had 77 putouts and 147 assists ... named to the 2024 ABCA/Rawlings All-Region Team.

High School: Attended Falcon High School in Falcon, Colo. ... was a three-year letterman in baseball ... also lettered in basketball and golf.

Personal: Born January 26, 2004 ... Son of Dane and Nora Scott ... has two sisters, Hope and Grace ... major is Multidisciplinary Studies/Information Technology.



COLE HANSEN

Norco, Calif.
Norco HS

C Fr. 6-0 210

#39

High School: A catcher from Norco High School in Norco, Calif. ... ranked as the No. 8 catcher and No. 61 overall prospect in California and No. 39 catcher and No. 367 overall prospect nationally by Perfect Game... earned four time All-Big 8 honors... achieved MaxPreps All-American status as a sophomore... was a four-year letterman in baseball.

Personal: Born June 22, 2005, in Corona, Calif. ... son of Nicole and Jason Hansen ... has one sister, Kinzie, a four-time national champion softball player at the University of Oklahoma ... intended major is Business.



DASAN HARRIS

Plano, Texas
Plano East HS

OF So. 6-0 181

#17

2024: Big 12 Academic All-Rookie Team ... played in six games across the outfield ... had one hit, one RBI and one run scored ... first collegiate hit and RBI came vs. Wright State in a 1-for-2 showing (2/23).

High School: Attended Plano East High School in Plano, Texas ... ranked as the No. 37 outfielder in the state of Texas and a top-500 overall prospect nationally by Perfect Game ... unanimously named All-District First-Team Outfielder in 2023 ... earned 2023 THSBCA All-Star Team honors ... batted .405 his senior year ... named to the 2023 THSCA State 6A Super Elite Team ... earned 6A Elite Team All State honors ... named Plano East Senior High Team MVP and Gold Glove winner in 2023 ... high school coach was Tommy Sparks.



REID HENSLEY

Lufkin, Texas
Tyler JC

RHP Sr. 6-0 212

#42

2024: Made 17 appearances on the mound, finished the season with 3.21 ERA in 14.0 innings pitched ... struck out 22 with 10 walks ... allowed just two extra-base hits and allowed batters to hit just .170 ... combined on two shutouts, including a no-hitter with Braden Davis ... struck out the side in his first appearance as a Sooner, going one inning of relief at DBU (2/20) ... completed the no-hitter with two shutout innings with three strikeouts and one walk vs. West Virginia (3/22) ... struck out a pair in one inning of relief in a win over Oral Roberts (3/26) ... struck out two in one inning of relief vs. Wichita State (4/23) ... went one inning and struck out a pair to help OU clinch the Big 12 regular season title vs. Baylor (5/10).

Prior to OU: Spent the 2023 season at Tyler Junior College ... made 16 appearances and had 29 strikeouts ... played at University of the Incarnate Word in 2021 ... pitched 3.1 innings and had seven strikeouts.

High School: Attended Lufkin High School in Lufkin, Texas ... awarded High School Defensive Player of the Year in 2021 ... earned Academic All-State honors in his senior year.



MITCH HAYTHORN

Eaton, Colo.
Eaton HS

RHP Fr. 6-0 203

#37

High School: A pitcher from Eaton High School in Eaton, Colo. ... as a senior, he pitched 45 innings, posting a 1.99 ERA, 88 strikeouts, and an 11-0 record ... two-time First Team All-State ... ranked as the No. 4 right-handed pitcher and No. 6 overall player in Colorado and top-500 overall player nationally by Perfect Game ... four-year letterman in baseball ... also lettered in basketball.

Personal: **Born** August 23, 2005, in Eaton, Colo. ... son of Joey and Emily Haythorn ... has two siblings ... father, Joey, played basketball at CSU-Pueblo.



JAMES HITT

Magnolia, Texas
Texas Tech

LHP Sr. 6-0 194

#48

2024: Big 12 All-Academic First Team ... made 17 appearances and seven starts on the mound ... struck out 32 and walked 14 in 35.1 innings pitched ... struck out a career-best 10 in his first appearance and start of the season vs. Nebraska, going five innings and allowing three runs and two walks (2/18) ... struck out five in 5.2 innings of a win vs. UCF (3/10) ... got the win in a start and 5.2 innings of work at No. 12 TCU (3/17) ... struck out three in 1.2 innings at BYU (4/20) ... struck out the side in his one inning of work in a win over Baylor that helped clinch the Big 12 regular season title (5/11).

2023: All-Big 12 Honorable Mention ... made 17 appearances and 12 starts on the mound ... went 6-2 with a 4.89 ERA and struck out 48 batters over 70.0 innings ... eased into the season pitched 0.2 relief innings in his first appearance vs. Rider (2/24) ... first start was March 4 vs. Mississippi State when he went 2.0 innings ... earned the win in relief after striking out two over 2.0 frames vs. UNLV (3/7) ... pitched 5.2 innings and allowed one run on two hits with three strikeouts at Baylor (4/7) ... improved to 3-0 after tossing 5.0 innings at Texas (4/22; game 2) ... pitched a season-high 8.0 innings with five strikeouts vs. Kansas (4/30) ... earned the win in relief, striking out five over 4.0 innings at West Virginia (5/7) ... pitched 7.0 frames, striking out five and allowing one run at Gonzaga (5/14).

Prior to OU: A left-handed pitcher from Texas Tech University in Lubbock, Texas ... appeared in relief five times in 2022 and pitched a total of 4.2 innings ... ended the season with a 5.79 ERA ... allowed 10 hits and struck out two ... named to the 2020-2021 Academic All-Big 12 Rookie Team.

High School: A left-handed pitcher from Concordia Lutheran in Magnolia, Texas ... was first-team all-state and first-team all-district for TAPPS Division 1 and a three-year letterman ... threw 25.2 innings and registered 26 strikeouts and a 0.21 ERA his final season ... also batted .350 with two home runs, 34 RBIs, 35 runs and 22 stolen bases ... named to 2020 Perfect Game Preseason All-American and First Team All-Region Teams as well as Perfect Game Preseason Underclassmen All-American Honorable Mention Team in 2018 and 2019 ... awarded four All-Tournament Teams in 2017, two of them in 2017 WWBA 15U and 14U National Championship and the other two in the Perfect Game 14U South Championship and Perfect Game Super25 14U North Texas Regional ... also named to 2019 Perfect Game 17U World Series All-Tournament Team and 2019 WWBA World Championship All-Tournament Team ... ranked as the 66th-best left-handed pitcher nationally ... ranked 53rd overall in Texas and the sixth-best left-handed pitcher in the state ... high school coach was Rick Lynch.



CHRISTIAN HOFFMAN

Albuquerque, N.M.
New Mexico JC

OF Jr. 6-3 222

#6

Prior to OU: An outfielder from New Mexico Junior College ... appeared in 41 games in the 2024 season, recording 44 hits, 39 runs, 36 RBIs and 10 home runs ... batted .328, .424 OBP and slugged .590.

High School: Attended V. Sue Cleveland High School in Rio Rancho, N.M. ... recorded a .500 batting average and 3 home runs in a COVID shortened season ... was a three-year letterman in baseball.

Personal: Born December 3, 2002 ... Son of Matt Hoffman and Randi Kunz ... Has one brother ... father, Matt, played baseball at Oral Roberts University ... mother, Randi, ran track at Oral Roberts University.



BRAYDEN HORTON

Sayre, Pa.
Liberty

UTL Jr. 5-11 197

#28

Prior to OU: A transfer from Liberty University in Lynchburg, Va. ... started in 45 of 51 games played his sophomore season, totaling 33 runs and 39 RBIs with 11 home runs ... named to the 2024 CSC Academic All-District Baseball Team.

High School: Attended Sayre High School in Sayre, Pa. ... during his senior season, he batted .542 with a .699 OBP and slugged 1.187, along with six home runs and 32 RBIs in 22 games ... named NTL Player of the Year as a senior ... coached by Jamie VanDuzer ... four-year letterman in baseball ... also lettered in football and basketball.

Personal: Born March 25, 2004, in Sayre, Pa. ... son of Lisa and Jeremy Horton ... has one brother... father, Jeremy, played football at Slippery Rock University ... uncle, Jonathan, played baseball at Liberty University ... major is Organizational Leadership.



CAMERON JOHNSON

Upper Marlboro, Md.

LSU

LHP So. 6-6 250

#31

Prior to OU: A transfer from LSU ... made 13 relief appearances in the 2024 season, throwing 9.0 innings with 13 strikeouts ... drafted by the St. Louis Cardinals in the 20th round of the 2023 MLB draft ... ranked as the No. 2 left-handed pitcher and No. 11 overall player nationally in the class of 2023 by Perfect Game.

High School: Attended IMG Academy in Bradenton, Fla. ... coached by Dave Turgeon ... was a three-year letterman in baseball.

Personal: Born January 11, 2005, in Annapolis, Md. ... son of Steven and Tatia Johnson ... has one sibling ... major is Criminology.



GAVYN JONES

White Oak, Texas

McLennan CC

LHP/OF So. 6-1 206

#18

Prior to OU: A transfer from McLennan Community College in Waco, Texas ... appeared in 27 games his freshman season with 12 runs and seven RBIs and eight appearances on the mound.

High School: Attended White Oak High School in White Oak, Texas ... two-time district MVP ... recorded a .490 batting average in high school with a 10-1 pitching record with a .92 ERA ... all-state pitcher and outfielder ... coached by Charles Foshee ... was a four-year letterman in baseball ... also lettered in football.

Personal: Born September 13, 2004 ... Son of Keith Jones and Amanda McDougal-Barrow ... has one brother ... major is Business.



JACKSON KIRCHER

Little Rock, Ark.

Little Rock Christian Academy

RHP/OF Fr. 6-3 219

#14

High School: A freshman from Little Rock Christian Academy in Little Rock, Ark. ... during his senior season, he batted .495 with 14 home runs ... Rawlings first team All-American ... rated as the No. 2 outfielder and No. 4 overall prospect in Arkansas and a top 500 prospect nationally by Perfect Game ... was a four-year letterman in baseball ... also lettered in football.

Personal: Born October 19, 2005 ... Son of Patrick and Kelly Kircher ... has four siblings, Anderson, Chandler, Violet, and Otis ... intended major is Sports Business.



RYLEY LEININGER

Georgetown, Texas

Georgetown HS

IF Fr. 6-2 221

#12

High School: An infielder from Georgetown High School in Georgetown, Texas ... two-time district MVP ... named to the 2024 Perfect Game Texas all-region first-team ... played on the 2024 Royals scout team ... was a three-year letterman in baseball.

Personal: Born April 17, 2006 ... Son of Mark and Raquel Leiningner ... has three siblings ... intended major is Business.



SCOTT MUDLER

Johns Creek, Ga.
Northwest Florida State College
C Sr. 6-2 220

#22

2024: NCAA Norman Regional All-Tournament Team ... played in 47 games making 40 starts at catcher ... hit .279 with four home runs, six doubles and 31 RBIs ... scored 25 runs and stole one base on two attempts ... held a .988 fielding clip behind the plate, making 399 putouts and 26 assists to five errors ... caught 14 runners stealing on 30 attempts (.682) and helped turn one double play ... had first multi-hit game as a Sooner, going 3-for-5 with a home run and three RBIs vs. Wright State (2/23) ... went 2-for-4 with a double and RBI in game three vs. Wright State (2/24) ... homered and brought in two runs vs. UCF (3/9) ... had a career high six RBIs with a home run in a 2-for-3 performance at Oklahoma State (4/6) ... had an explosive weekend at the plate vs. Kansas State, going a combined 7-for-12 with five RBIs and two doubles (4/12-14) ... hit the walk off RBI single in the finale vs. KSU to secure the sweep (4/14) ... homered and brought in three runs in a 2-for-4 showing in the NCAA Norman Regional opener vs. Oral Roberts (5/31) ... went 2-for-3 with two RBIs in a regional win over UCONN (6/2).

Prior to OU: A catcher from Northwest Florida State College ... appeared in 47 games in the 2023 season ... batted .359 with 41 RBIs ... in 2022 batted .221 while appearing in 29 games.

High School: Attended Chattahoochee High School in Johns Creek, Ga. ... ranked as the No. 9 catcher and top-130 overall prospect in the state of Georgia and a top-210 catcher and top-500 overall prospect nationally by Perfect Game ... high school coach was TJ Lemons.



JAMES NESTA

Huntersville, N.C.
William Amos Hough HS
RHP R-Fr. 6-3 217

#58

High School: A mid-year enrollee who joined the Sooners in January 2024 ... attended William Amos Hough High School in Huntersville, N.C. ... rated as the No. 10 overall baseball prospect and the No. 5 right-handed pitcher in the state of North Carolina according to Perfect Game ... a three-time Perfect Game Preseason Underclass All-American (2021-23) ... posted a 4-0 record as a high school sophomore and led his team to the North Carolina state playoffs as a junior in 2023 ... is also on the OU football roster ... signed with Oklahoma as a member of the 2024 football signing class.



BERKELEY RODDY

Fort Worth, Texas
Boswell HS
RHP Fr. 6-2 218

#33

High School: A pitcher from Boswell High School in Fort Worth, Texas ... ranked No. 6 right-handed pitcher and No. 23 overall player and No. 65 right-handed pitcher and No. 221 overall player by Perfect Game ... four-year letterman in baseball.

Personal: Born May 12, 2006, in Fort Worth, Texas ... son of Dustin and Mandy Roddy ... has two sisters ... major is health and Exercise Science.



BEAU SAMPSON

St. George, Utah
Salt Lake CC
LHP So. 6-6 226

#34

Prior to OU: A pitcher from Salt Lake Community College in Salt Lake City, Utah ... appeared in 16 games for 32.1 innings for a 2.51 ERA and 34 strikeouts.

High School: Attended Crimson Cliffs High School in Washington, Utah ... coached by Justin Abbott ... one-year letterman in baseball.

Personal: June 17, 2004, in St. George, Utah ... son of Mark and Mitzi Sampson ... has two sisters ... major is Marketing.



NATE SMITHBURG

Libertyville, Iowa
Indian Hills CC

LHP Jr. 6-2 209

#54

Prior to OU: A pitcher from Indian Hills Community College in Ottumwa, Iowa ... made 20 appearances in the 2024 season, registering a 4.18 ERA through 28.0 innings with 35 strikeouts ... made 20 appearances in the 2023 season, with a 2.97 ERA through 30.1 innings with 43 strikeouts.

High School: Three-time all-conference selection... three-time all-district selection... named captain of the all-region team as a senior... awarded second-team all-state as a senior after going 6-1 with a 0.45 ERA, 0.89 WHIP, and 83 strikeouts to only 22 walks in 83.0 innings of work... was a three-year letterman in baseball... also lettered in football and golf

Personal: Born May 16, 2004 ... Son of Megan and Eric Smithburg... brother Brad plays baseball at Southeastern Community College... cousin Michael played football at Kansas University ... intended major is



JORDAN STRIBLING

Dallas, Texas
Highland Park HS

LHP Fr. 6-6 232

#45

High School: A pitcher from Highland Park High School in Dallas, Texas ... ranked as the No. 4 left-handed pitcher and No. 19 overall recruit in Texas and No. 24 left-handed pitcher and No. 178 overall recruit nationally by Perfect Game ... named to the 2024 Texas All-Region First-Team by Perfect Game... was a three-year letterman in baseball... also earned letters in basketball.

Personal: Born June 6, 2005 ... Son of Tina and Blaine Stribling ... has one sibling, Logan ... father, Blaine, played football at Colorado School of Mines ... intended major is Business.



GRANT STEVENS

Elk Grove, Calif.
University of the Pacific

LHP Gr. 5-9 199

#36

2024: Big 12 All-Tournament Team ... made 18 appearances and nine starts ... finished season with 4.28 ERA and 6-1 record in 54.2 IP ... ranked third on team with 54 strikeouts to 20 walks ... combined on one shutout ... had 20 strikeouts in 19.2 IP in conference play ... struck out five in 4.0 IP in first start as a Sooner at DBU (2/20) ... earned the win in 2.2 innings of relief with two strikeouts vs. Wichita State (3/5) ... got the win in four innings of relief with four strikeouts at UTA (3/13) ... started and went six innings, earning the win with four strikeouts vs. Oral Roberts (3/26) ... struck out five in four innings of starts at Oklahoma State (4/7) and vs. Kansas State (4/14) ... helped OU to the Big 12 Championship Game with six strikeouts in 5.1 innings of relief vs. Kansas in the Big 12 semifinals (5/24) ... helped OU stay alive in the NCAA Norman Regional, starting and going seven innings of one-run ball with seven strikeouts vs. Duke (6/2).

Prior to OU: Transferred to Oklahoma after four seasons at University of the Pacific ... was the primary Friday starter in 2023, making 15 appearances and 14 starts and tossing three complete games ... made three starts as a freshman during the COVID-shortened 2020 season ... posted a 3.50 ERA during his sophomore season ... did not play as a junior due to injury.

High School: Played at Franklin High School in Elk Grove, California ... Was a three-time First Team All-Delta League selection ... won the Cat Award during his senior year as team MVP ... two-time First Team All-Metro selection.



DYLAN TATE

Eureka, Mo.
Jefferson CC

RHP Jr. 6-0 194

#32

Prior to OU: A transfer from Jefferson College in Hillsboro, Mo. ... made 11 appearances in 2024, totaling 57.2 innings and 63 strikeouts to just 18 walks with a 3.90 ERA.

High School: Attended Eureka High School in Eureka, Mo. ... during his junior season, he pitched 29.2 innings, posting a 5-2 record with 49 strikeouts ... coached by James Daffron ... one-year letterman in baseball.

Personal: Born May 9, 2004, in St. Louis, Mo. ... son of Travis and Tamara Tate ... has one sister, Haley ... major is Information Technologies.



TAYLOR TATUM

Longview, Texas
Longview HS

OF Fr. 5-10 208

#8

High School: An outfielder from Longview High School in Longview, Texas ... ranked 500 overall by Perfect Game ... during his senior season, recorded 31 hits, three home runs, and 20 RBIs in 78 at-bats ... batted .397 with a .500 OBP and slugged .846 ... two-time first team All-District ... a dual-sport athlete and four-star running back ... coached by Jim Goldman ... played for the Marucci Elite Texas- Longhofer ... was a four-year letterman in baseball ... also lettered in football and track & field ... signed with the OU football team as part of the 2024 signing class.

Personal: Son of Ivan Tatum and Jessica Vaughan ... Has one sister ... family member, Chad, played baseball at Rice University ... intended major is Business Finance.



DAYTON TOCKEY

Fort Worth, Texas
Weatherford CC

INF Jr. 6-2 227

#16

Prior to OU: An infielder from Weatherford College in Weatherford, Texas ... appeared in 50 games his sophomore season, recording 48 runs and nine home runs with a .465 OBP and .595 slugging percentage.

High School: Attended Weatherford High School in Weatherford, Texas ... coached by Jason Lee ... was a three-year letterman in baseball.

Personal: Born July 12, 2004, in Fort Worth, Texas ... son of Dwane Tockey and Krist Gilpin ... has four siblings ... father, Dwane, played baseball at Tarleton State University ... intended major is Criminal Justice.



LANDON VICTORIAN

Lake Charles, La.
Alfred M. Barbe HS

RHP Fr. 6-3 178

#27

High School: A pitcher from Alfred M. Barbe High School in Lake Charles, La. ... ranked No. 2 right-handed pitcher and No. 3 overall prospect in Louisiana and No. 32 right-handed pitcher and No. 119 overall nationally by Perfect Game.

Personal: Born November 2, 2005 ... Son of Paul and Kayla Victorian ... has a sister, Allie, and a brother Bryce ... was a one-year letter winner in high school ... also lettered in football ... high school coach was Glenn Cecchini ... major is Sports Medicine.



JASON WALK

Acworth, Ga.
Harrison HS

UTL So. 5-9 166

#1

2024: Played in 42 games, making 33 starts ... batted .281 with three home runs, four doubles, two triples and 19 RBIs ... held a .376 on-base percentage, drawing 18 walks and two HBP ... had 26 runs scored with 53 total bases ... stole 13 bases on 15 attempts, good for third-best on the team ... primarily played outfield, registering 67 putouts to one error for a .985 fielding percentage ... made his first collegiate start on opening weekend vs. Nebraska (2/18) ... registered first college hit and RBI in a start at TCU (3/17) ... first collegiate home run came vs. Lamar (3/29) ... homered and had two RBIs at Oklahoma State (4/7) ... recorded a season-high three hits to go with a home run vs. Kansas State (4/13) ... hit a triple and had two RBIs in his first NCAA postseason game vs. Duke (6/2).

High School: Rated as the top infield prospect and No. 34 overall recruit in Georgia and No. 2 infielder and a top-270 recruit nationally by Prep Baseball Report ... ranked as the No. 2 shortstop and No. 3 overall prospect in Georgia and a top-55 infielder and top-245 overall prospect nationally by Perfect Game ... competed in the Georgia East-West Underclassmen All-Star Baseball Game in 2022 ... earned Georgia all-state and all-region honors as a junior after recording 22 stolen bases ... competed in the 2021 USA Baseball 16U National Team Championships in North Carolina ... received Perfect Game Preseason Underclass All-America recognition in 2021 and 2022 ... high school coach was Jake Storey.



DAWSON WILLIS

Ruston, La.
LSU Eunice

INF Jr. 6-4 184

#5

Prior to OU: An infielder from LSU Eunice ... named the 2024 DII Defensive Player of the Year ... started in all 64 games of the 2024 season ... recorded 90 runs, 52 RBIs and 7 home runs with a .525 slugging percentage and .505 OBP ... played in 49 games his freshman season, starting in 46 ... recorded 63 runs, 40 RBIs and 5 home runs with a .350 batting average.

High School: Attended Ruston High School in Ruston, La. ... was a three-year letterman in baseball ... also lettered in football.

Personal: Son of Chris and Mandy Willis ... has one brother and one sister ... father, Chris, played football at Louisiana Tech ... mother, Mandy, ran track at Louisiana Tech ... brother, CJ, played baseball at the University of Louisiana ... major is Interdisciplinary Studies.



JAXON WILLITS

Fort Cobb, Okla.
Fort-Cobb Broxton HS

INF So. 6-0 202

#7

2024: All-Big 12 Honorable Mention ... Big 12 All-Tournament Team ... Big 12 Academic All-Rookie Team ... played in 57 games and made 54 starts across the infield, primarily at shortstop ... hit .268 with 10 home runs, 11 doubles and 39 RBIs ... slugged .484 with a .376 on-base clip, drawing 31 walks and four HBP ... stole one bag on two attempts ... held .954 fielding percentage, making 121 assists and 65 putouts to nine errors ... helped turn team-high 22 double plays ... came on strong the back half of the season, hitting .314 with all 10 of his home runs and 32 RBIs after April 5 ... first collegiate hit was a walk-off RBI single vs. Nebraska on opening weekend ... went 3-for-4 with two doubles and two runs scored vs. UCF (3/10) ... went 2-for-3 with two RBIs and two runs scored at Wichita State (4/2) ... bat came alive on Bedlam weekend, going 2-for-4 with two home runs in the series opener (4/5) ... hit home runs in consecutive games for the first time in collegiate career, homering in Game 2 of Bedlam with three RBIs (4/6) ... had second two-homer game, going 2-for-4 with career best five RBIs vs. Kansas State (4/14) ... homered and went 2-for-4 with two RBIs in a win vs. Texas (4/26) ... went 3-for-4 with a home run in the series finale vs. Texas (4/28) ... hit a three-run home run at Cincinnati (5/16) ... went 3-for-5 with two doubles in the finale at Cincinnati (5/17) ... hit home runs in back to back games at the Big 12 tournament vs. Kansas, including a game-tying double in the semifinals vs. KU (5/23-24) ... registered a combined five hits across five games in the NCAA Norman Regional (5/31-6/3).

High School: An infielder from Fort Cobb-Broxton High School in Fort Cobb, Okla. ... rated as the No. 2 prospect in Oklahoma and No. 47 shortstop and a top-200 prospect nationally by Prep Baseball Report ... the No. 3-ranked recruit in Oklahoma and a top-65 shortstop and top-310 recruit nationally by Perfect Game ... was the 2023 state player of the year ... four-year letterwinner at Fort Cobb-Broxton High School ... batted .620 with eight home runs and 42 steals in 2023 ... in 2022, batted .645 with eight home runs, 40 RBIs, 29 walks and 38 steals while posting a 2.102 OPS ... batted .541 with five home runs, 24 RBIs, 41 walks and 32 steals in 2021 ... hit .481 with eight home runs, 36 RBIs, 19 walks and 18 steals as a sophomore ... received Perfect Game Preseason Underclass All-America honors in 2020, '21 and '22 ... was valedictorian of his graduating class ... high school coach was Dale Bellamy ... father (Reggie Willits) is Oklahoma's associate head coach and played for the Sooners from 2002-03.



KYSON WITHERSPOON

Jacksonville, Fla.
Northwest Florida State College
RHP Jr. 6-2 207

#26

2024: USA Baseball Collegiate National Team member ... Perfect Game Midseason All-American ... led OU with 3.71 ERA in 80.0 IP, 11 starts, 17 appearances and 8-3 record ... 90 strikeouts to 40 walks ... combined on one shutout and earned one save ... had a 6-1 record in conference play with 57 strikeouts to 21 walks ... struck out four in 4.1 IP, surrendering no runs and just three hits in a win over No. 9 Tennessee (2/17) ... earned first win of the season in first start as a Sooner, going five innings and striking out three in a win over Wright State (2/24) ... struck out eight and got the win in five innings of relief, surrendering just three hits and no runs with two walks at No. 12 TCU (3/15) ... struck out a season-best 11 in longest outing of the season, going 7.2 innings vs. West Virginia, allowing one run on one hit and two walks (3/23) ... fanned eight and got the win in 5.1 IP vs. Kansas State (4/13) ... struck out at least six in seven of final eight starts of the season ... started the NCAA Norman Regional opener and got the win in 6.0 IP, striking out nine and surrendering just one hit and no runs in a combined shutout vs. Oral Roberts (5/31).

Prior to OU: A transfer from Northwest Florida State College ... appeared in 17 games with 69.2 innings pitched ... had a 3.10 ERA with 72 strikeouts.

High School: A right-handed pitcher from Fletcher High School in Neptune Beach, Fla. ... ranked as a top-60 shortstop and top-280 overall prospect in Florida and a top-430 shortstop and top-500 overall prospect nationally by Perfect Game ... high school coach was Michael Grillo ... has a twin brother, Malachi, who is also on the team.



MALACHI WITHERSPOON

Jacksonville, Fla.
Northwest Florida State College
RHP Jr. 6-3 211

#25

2024: USA Baseball Collegiate National Team member ... made 21 appearances on the mound in primarily a closer role ... led the team with five saves and finished with a 2-2 record with a 5.64 ERA in 22.1 IP ... had 29 strikeouts to 10 walks ... surrendered just eight extra-base hits ... went two innings and struck out a season-high four in the season opener vs. Oregon (2/16) ... struck out one and got the save in the ninth inning for his first save of the year vs. Wichita State (3/5) ... got the win in two innings of relief, striking out three and surrendering no runs and just two hits vs. UCF (3/9) ... earned the win in two innings of relief with one strikeout at No. 12 TCU (3/16) ... struck out the side in his one inning of work vs. Texas (4/26) ... earned a pair of saves in OU's sweep at Texas Tech (5/4-5) ... got a pair of saves in postseason play vs. Kansas in the Big 12 Tournament (5/23) and vs. Duke in the NCAA Norman Regional (6/2).

Prior to OU: A transfer from Northwest Florida State College ... appeared in 13 games with 17.1 innings pitched and 24 strikeouts during the 2023 season.

High School: Attended Fletcher High School in Neptune Beach, Fla. ... ranked No. 6 right-handed pitcher and No. 22 overall prospect in Florida and No. 34 right-handed pitcher and top-120 overall prospect nationally by Perfect Game ... was picked in the 12th round by the Arizona Diamondbacks in the 2022 MLB draft ... high school coach was Michael Grillo ... twin brother Kyson is also on the team.

SKIP JOHNSON

NINTH YEAR AT OKLAHOMA, EIGHTH AS HEAD COACH

600+ WINS AS A HEAD COACH • 229-153 OVERALL RECORD AT OU



Widely regarded as one of the premier pitching coaches in the country, Skip Johnson has led the Oklahoma baseball program since June 2017.

Since taking over the reins after serving one year as the Sooners' pitching coach, he has led the Sooners to a 229-153 record in seven seasons and a College World Series finals appearance in 2022.

In his seven seasons as head coach (six full seasons, accounting for the 2020 campaign shortened due to the COVID-19 pandemic), Johnson has led the Sooners to four NCAA Tournament appearances and the 2022 College World Series finals. Additionally, 32 players (24 pitchers) have been selected in the Major League Baseball Draft, 12 have been named to All-America teams and 22 have been All-Big 12 Conference selections. Since his arrival at OU as pitching coach prior to the 2017 season, the Sooners have had a total of 24 pitchers selected in the MLB Draft.

The 2024 team won the program's first Big 12 regular season title, winning a program-record 23 conference games en route to winning the league by three games. The Sooners reached the NCAA Tournament for the third straight season and 41st time in program history, winning 40 games for the second time in the last three years. Five Sooners were named to All-Big 12 First and Second Teams, while Easton Carmichael earned NCBWA All-America honors and eight Sooners were drafted in the MLB Draft for the second time in three seasons.

The 2023 squad reached the NCAA Tournament for the second straight season and the 40th time in program history. Shortstop Dakota Harris was drafted in the 11th round and pitcher Braden Carmichael was named to the All-Big 12 First Team.

In 2022, Johnson led Oklahoma to its 11th College World Series appearance (first since 2010) and its first Big 12 tournament championship since 2013. He was named the 2022 ABCA Central Region Coach of the Year. The Sooners completed a postseason run entirely away from home to finish as national runners-up, winning the Big 12 Championship in Arlington, Texas, the NCAA Gainesville Regional and the NCAA Blacksburg Super Regional to reach the pinnacle of college baseball in Omaha, Neb. OU went 3-0 in bracket play, defeating Texas A&M twice and Notre Dame to

reach the CWS finals. The postseason capped an incredible turnaround in which Oklahoma posted a 27-12 record from April 12 through the end of the season after starting the year 18-12.

Overall, Oklahoma ended the 2022 season with a 45-24 record and a 15-9 mark in Big 12 Conference play. OU's 45 wins were the most since 2010 (15-10), and its second-place finish in the regular season standings was its highest since 2010. The Sooners registered at least 40 victories for the 24th time in program history, and first since 2013. Furthermore, Oklahoma won its final six regular season series and won at least two games each week for 10 straight weeks to end the year. The 2022 squad set numerous benchmarks. The pitching staff totaled a school record 644 strikeouts. OU's 145 stolen bases were the most in a season since 1989 (168 steals). The team's 73 home runs were its most since 2010 (105) and its .293 batting average was the highest since the 2011 season (.313).

A total of 11 players were selected in the 2022 Major League Baseball Draft, including pitcher Cade Horton, who was picked seventh overall. He became the third first-rounder in Johnson's tenure, joining outfielder Tyler Murray (ninth overall in 2018) and pitcher Cade Cavalli (22nd overall in 2020). Pitcher Jake Bennett and shortstop Peyton Graham were chosen in the second, catcher Jimmy Crooks went in the fourth round, first baseman Blake Robertson was picked in the seventh round, closer Trevin Michael and outfielder Tanner Tredaway were selected in the 10th round and pitcher David Sandlin went in the 11th round of the 2022 draft. It was the second time in three years that OU's entire weekend rotation was drafted.

While 2022 was a tremendous success, Johnson's influence on the program began immediately. The OU pitching staffs posted a progressively lower ERA in each of his first four seasons in Norman. Oklahoma's 3.92 team ERA in 2019 was only the seventh team ERA under 4.00 since 1980, and the first since 2015. In his first two seasons, Sooners pitchers posted two of the top five strikeouts totals in program history. A total of 24 pitchers have heard their name called in the Major League Baseball Draft since 2017 and 31 Sooners overall have been drafted by MLB teams since 2018.

Johnson earned his 100th career victory at OU with a 10-4 victory over Kansas on April 9, 2021.

THE JOHNSON FILE

Hometown:..... Denton, Texas
College:..... UT-Pan American, 1990
Family:..... Wife, Cathy
 Sons, Tyler and Garrett
Career Wins:.....679
229-153 NCAA record
450 NJCAA wins

COACHING HISTORY

2018-present: Oklahoma
 Head Coach
2017: Oklahoma
 Assistant Coach
2013-16: Texas
 Associate Head Coach
2007-12: Texas
 Assistant Coach
1994-06: Navarro College
 Head Coach
1993: Navarro College
 Assistant Coach

NCAA POSTSEASON APPEARANCES COACHED

Year	Round	School
2024	Regional	Oklahoma
2023	Regional	Oklahoma
2022	College World Series	Oklahoma
2018	Regional	Oklahoma
2017	Regional	Oklahoma
2015	Regional	Texas
2014	College World Series	Texas
2011	College World Series	Texas
2010	Super Regional	Texas
2009	College World Series	Texas
2008	Regional	Texas
2007	Regional	Texas

HEAD COACH

First baseman Tyler Hardman earned second-team All-America honors from three outlets (ABCA, NCBWA and Perfect Game) and was selected in the fifth round of the 2021 MLB Draft. Pitchers Wyatt Olds (seventh round) and Jason Ruffcorn (eighth round) were also taken in the MLB Draft. Hardman won the Big 12 batting title with a .397 average — the highest by a Sooners since 2001 — and the pitching staff ranked 16th nationally by averaging 10.6 strikeouts per nine innings.

In the 2020 season shortened due to COVID-19, the Sooners compiled a 14-4 record and climbed as high as No. 9 in the national polls. In the process, OU turned in some historic performances. Dane Acker pitched Oklahoma's first individual no-hitter since 1989 against No. 11 LSU in the Shriners College Classic, and the pitching staff combined for a Big 12-record 21 strikeouts in one game against Arkansas-Pine Bluff. Cade Cavalli became OU's 10th first-round selection in the regular June Major League Baseball Draft when he was selected 22nd overall. A program-record four Sooners were drafted in the first four rounds, including all three pitchers in the weekend rotation (Cavalli, Levi Prater and Acker).

Johnson coached OU to the program's 38th NCAA Regional appearance in 2018. The Sooners posted a 38-25 record — the highest win total since 2013 — and reached the finals of the Tallahassee Regional. In the process, Oklahoma pitchers set a school record with 608 strikeouts. Outfielder Steele Walker was named a Second-Team All-American by Baseball America and the NCBWA, and pitcher Levi Prater was selected as a Freshman All-American by Collegiate Baseball. Outfielder Kyler Murray, who went on to win the 2018 Heisman Trophy with the OU football team, was the ninth overall selection in the 2018 MLB Draft. Nine players were drafted, including five in the first 10 rounds (Walker in the second round, pitcher Jake Irvin in the fourth round, pitcher Austin Hansen in the eighth round and outfielder Cade Harris in the 10th round).

Oklahoma pitchers surrendered the fewest home runs in the Big 12 Conference in 2017 and combined for 531 strikeouts to rank fourth in



the league and fourth in OU single-season history. The Sooners' 9.26 strikeouts per nine innings ranked second in the conference. As a team, OU pitchers struck out 10 or more batters on 24 occasions.

Sooner pitchers combined for 17 starts of six innings or more in 2017, including the first two games of the Louisville Regional. Three Oklahoma pitchers were selected in the 2017 MLB Draft. Sooner closer JB Olson was drafted in the 10th round to extend a string of seven straight years with an Oklahoma player chosen in the first 10 rounds. OU saw starter Devon Perez and reliever Vincenzo Aiello selected on day three of the draft.

Prior to coming to Oklahoma, Johnson spent a 25-year coaching career in the state of Texas, including the most recent 10 years as an assistant and associate head coach at the University of Texas. Johnson was hired as the pitching coach at Texas for the 2007 season under Augie Garrido and helped the Longhorns to seven NCAA Regional appearances, four Super Regionals and three College World Series appearances. Prior to his time in Austin, Johnson was the head coach for 13 years at Navarro College of the NJCAA's Texas Eastern Athletic Conference. From 1994-2006, he guided the Bulldogs to 13 NJCAA Regionals, nine TEAC championships and four regional titles while compiling 450 wins.

Johnson has mentored a number of players outside of those he has coached at OU, UT and Navarro, regularly working with three-time Cy Young Award winner Clayton Kershaw of the Los Angeles Dodgers, Homer Bailey, formerly of the Cincinnati Reds, and Chris Davis, formerly of the Baltimore Orioles, among others.

A standout baseball player at Denton High School, Johnson began his collegiate playing career at Ranger (Texas) College. After a two-year career there, Johnson moved on to play baseball at the University of North Texas in 1988 before the school dropped its baseball program. He completed his collegiate playing career at UT-Pan American, lettering for the Broncs in 1989 and receiving his bachelor's degree in 1990. Johnson earned a master's degree in education from UT-Tyler in 1993.

A native of Denton, Texas, Johnson and his wife, Cathy, have two sons, Tyler and Garrett.



REGGIE WILLITS

ASSOCIATE HEAD COACH | FOURTH SEASON

Former New York Yankees assistant coach and University of Oklahoma alumnus Reggie Willits joined the OU baseball program as volunteer assistant coach in January 2022. He was promoted to associate head coach following the 2022 season. He coaches the Sooners outfielders and serves as offensive coordinator, developing the team's offensive game plan.

In his two seasons at Oklahoma, Willits has transformed the OU offense into a unit that features plate discipline and an aggressive style on the basepaths, creating chaos on the diamond. In 2022, the Sooners registered 145 stolen bases (the program's most since 1989 and ranked fourth nationally), 73 home runs (the program's most since 2010) and 378 walks (ranked third nationally). In 2023, OU generated 116 steals (the most in consecutive seasons since 1985-89 and ranked 19th nationally) and 350 walks (ranked 11th nationally). En route to the program's first Big 12 regular season title in 2024, Willits helped the OU offense rank in the top-40 in the country in batting average (.311), hits (646), walks (311), doubles (129) and tirlples (24). The Sooners nearly swiped 100 bags for the third season in a row, finishing with 94 to rank 37th in the nation.

Willits, who played at Oklahoma from 2002-03, was a member of the Yankees organization from 2015-21, including the 2018-21 seasons as the major league first base coach and outfield instructor. He also served as the club's baserunning coordinator. During his stint with the Yankees, the team averaged 98 wins per season and reached the MLB postseason in all four years.

A former six-year major league outfielder, Willits joined the Yankees organization as a minor league outfield and baserunning coordinator in 2015 and was promoted to major league first base coach and outfield instructor in 2018.

Willits was selected by the Los Angeles Angels in the seventh round of the 2003 Major League Baseball Draft. He played six seasons with the Angels, batting .258 with 146 runs scored and 40 stolen bases in 414 major league games. He finished fifth in AL Rookie of the Year voting in 2007 after batting .293 and registering 20 doubles, 27 steals and 74 runs scored.

Following his major league playing career, Willits served as head baseball coach at Binger-Oney High School in Binger, Okla., from 2012 through '15. During his four-year stint, he led the Bobcats to two state championships, including the Class A state title in 2014.

In his two-year playing career at Oklahoma, Willits compiled a .335 batting average and .438 on-base percentage, and totaled 144 hits, 105 runs scored, 28 doubles, 54 steals and 63 walks. He hit .295 with 12 doubles, 32 walks, 17 steals and 50 runs scored in 2002, and in 2003 batted .379 with team highs of 55 runs scored, 16 doubles, 31 walks (tied) and a .472 OBP.

Willits earned All-Big 12 Second Team honors with the Sooners in 2003 when he led the conference with 37 stolen bases, a figure that still ranks sixth in program history. His 54 steals over the 2002 and '03 seasons are tied for 10th in program history while his .472 on-base percentage in 2003 is the fifth-highest average of the last 25 years and highest in the last 18 seasons.

A Chickasha, Okla., native, Willits graduate from Fort Cobb High School and transferred to Oklahoma after spending his first two collegiate years at Seminole State College. He received his bachelor's degree in multidisciplinary studies from Oklahoma in 2014.



THE WILLITS FILE

Hometown:.....Chickasha, Okla.
College:.....Oklahoma, 2014
Family:.....Wife, Amber
 Sons, Jaxon, Eli, Hunter

COACHING HISTORY

2022-present: Oklahoma
 Associate Head Coach
2022: Oklahoma
 Volunteer Coach
2018-21: New York Yankees
 Assistant Coach
2015-18: New York Yankees
 Minor League Coach
2012-15: Binger-Oney High School
 Head Coach

NCAA POSTSEASON APPEARANCES COACHED

Year	Round	School
2024RegionalOklahoma
2023RegionalOklahoma
2022College World SeriesOklahoma



TODD BUTLER

ASSISTANT COACH, RECRUITING COORDINATOR | SECOND SEASON

Former OU player and Division I head coach Todd Butler returned to Oklahoma in June 2023 as assistant coach and recruiting coordinator.

Butler, a 28-year college baseball coaching veteran who played at Oklahoma from 1987-88, served as head coach at Wichita State from 2014-19 and McNeese State from 2001-03. He also brings 17 years of experience coaching and recruiting in the SEC with stints at Alabama (1995-00 and 2004-05), Arkansas (2006-13) and Missouri (2020). Before returning to OU, he spent three years as Senior Associate Athletics Director at McNeese.

As a student-athlete, Butler played for legendary Oklahoma head coach Enos Semore and assistant coach Stan Meek, helping the Sooners to two NCAA Tournament appearances. He still holds the OU single-season record for stolen bases with 46, set in 1988.

Across his collegiate coaching career, Butler has produced 10 top-10 national recruiting classes. His teams have appeared in five College World Series, six Super Regionals and 17 NCAA Tournaments. He has coached 36 combined All-Americans and freshman All-Americans, 171 MLB Draft selections and 45 players who reached the major leagues.

During his tenure as Wichita State head coach, Butler oversaw 28 MLB draftees and 11 All-America or freshman All-America honorees. He routinely recruited some of the nation's top talent, highlighted by the No. 2 national recruiting class in 2014. In 2018, Wichita State produced 11 MLB Draft picks, including five in the top 10 rounds.

While serving as associate head coach and recruiting coordinator at Arkansas, Butler and the Razorbacks reached the NCAA Tournament in all eight seasons and made three NCAA Super Regionals (2009, '10, '12) and two trips to the College World Series (2009, '12). As the lead recruiting coordinator, Butler helped sign five top-10 national recruiting classes, including the nation's No. 1 class in 2009 and '13. He helped coach seven All-Americans, eight freshman All-Americans, 18 All-SEC honorees, 67 MLB Draft picks, 18 major leaguers and eight Team USA selections.

In two stints over a combined eight years at Alabama, Butler helped guide the Crimson Tide to four SEC Tournament championships, seven NCAA Regional appearances and three trips to the College World Series (1996, '97, '99), including a national runner-up finish in 1997. Across his two stints at Alabama, Butler oversaw 22 All-Americans, nine freshman All-Americans and 17 All-SEC honorees, and attracted four top-10 recruiting classes.

Butler first served as a head coach at McNeese State from 2001-03, leading the Cowboys to the Southland

Conference tournament championship and an NCAA Regional in 2003. It was only the program's fourth NCAA postseason appearance.

Butler began his collegiate coaching career as an assistant at Blinn College in 1992, helping the Buccaneers to a third-place finish at the NJCAA World Series and a Texas State Junior College championship. He then served as an assistant coach at McNeese State from 1993-94 before moving to Alabama prior to the 1995 season. He spent two summers (1991-92) coaching in the Alaska Baseball League and in 1993 managed the Liberal Bee Jays of the Jayhawk Collegiate League.

As a player, Butler transferred to Oklahoma for the 1987 campaign after spending the 1985-86 seasons at McNeese State. In his senior year with the Sooners, he earned third-team All-America, all-region and All-Big Eight Conference honors. In Butler's two playing seasons, OU combined for an 87-41 overall record, and two of the top-seven team stolen base figures in program history (127 in '87 and 143 in '88). He is still tied for ninth in single season runs scored, with 74 in 1988. He later spent one season playing professionally in the Cleveland organization.

A Sulphur, La., product, Butler received his Bachelor of Arts in liberal studies from McNeese State in 1991.



THE BUTLER FILE

Hometown:.....Sulphur, La.
College:.....McNeese State, 1991

COACHING HISTORY

- 2024: Oklahoma**
Asst. Coach, Recruiting Coordinator
- 2020-23: McNeese State**
Senior Associate AD
- 2020: Missouri**
Assistant Coach
- 2014-19: Wichita State**
Head Coach
- 2006-13: Arkansas**
Assoc. Head Coach, Recruiting Coord.
- 2004-05: Alabama**
Assistant Coach
- 2001-03: McNeese State**
Head Coach
- 1995-2000: Alabama**
Assistant Coach
- 1993-94: McNeese State**
Assistant Coach
- 1992: Blinn College**
Assistant Coach

NCAA POSTSEASON APPEARANCES COACHED

Year	Round	School
2024Regional Oklahoma
2013Regional Arkansas
2012 College World Series Arkansas
2011Regional Arkansas
2010Super Regional Arkansas
2009 College World Series Arkansas
2008Regional Arkansas
2007Regional Arkansas
2006Regional Arkansas
2005Regional Alabama
2003RegionalMcNeese State
2000RegionalAlabama
1999 College World SeriesAlabama
1998RegionalAlabama
1997College World SeriesAlabama
1996College World SeriesAlabama
1995RegionalAlabama
1993RegionalMcNeese State



RUSSELL RALEY

ASSISTANT COACH | THIRD SEASON

Former Oklahoma player and assistant Russell Raley returned to the Sooners as volunteer assistant coach in August 2022, and was hired as a full-time assistant coach in July 2023. Raley works with the infielders and assists with the offense at Oklahoma.

A player at OU from 2003-06 and an assistant coach with the Sooners from 2008-11, Raley spent five years at UTRGV from 2018-22, including the last four as associate head coach. He also coached at Little Rock, Incarnate Word and Texas Tech after his initial stint at OU. In his coaching career, Raley has tutored a total of 25 student-athletes that were selected in the MLB Draft, including 14 infielders. Shortstop Dakota Harris, an 11th round pick in 2023, was his most recent pupil drafted.

As a player at Oklahoma, Raley was a member of three NCAA tournament teams, including the 2006 squad that won the Norman Regional and reached the Super Regional. As an assistant coach, he helped the Sooners compete in the postseason all four years, host two regionals and play in the 2010 College World Series.

During Raley's time at UTRGV, the Vaqueros posted a winning record in four seasons and fielded at .970 or better three times. He took over coordinating the offense prior to the 2019 season and oversaw an immediate 41-point increase in on-base percentage and a 27-point increase in team batting average from the previous year. UTRGV also increased its scoring output by 91 runs (243 in 2018 to 334 in 2019) and 1.6 runs per game (4.5 rpg in '18 to 6.1 in '19).

The Vaqueros maintained the offensive pace, averaging more than 6.0 runs per game and an OBP of .380 or higher for the 2020, '21 and '22 seasons, while posting a .284 team batting average in 2021 and .290 team average in 2022. Raley oversaw two of the top six home run seasons in program history (63 in '22 [third] and 50 in '21 [sixth]), two of the top five doubles totals (107 in '21 [fourth] and 101 in '22 [fifth]) and two of the top six fielding percentage marks (.972 in '18 [second] and .971 in '19 [sixth]) in program history.

Raley helped lead Little Rock to its best season as a member of the Sun Belt Conference in 2016, notching a program-record 17 SBC victories and a third-place finish. The Trojans led the league in team batting average (.302), OBP (.386) and slugging (.428) while posting a program-record .975 fielding percentage that season. In 2017, Little Rock led the SBC with 109 doubles and reached the conference tournament for the second straight season, a feat not accomplished over the previous 17 years.

In his season at Incarnate Word in 2014, Raley worked with infielders and assisted with outfielders

and hitters, helping the Cardinals set a program record for fielding percentage (.974). He served as hitting and first base coach at Texas Tech in 2013 while also working with infielders and outfielders. That year, the Red Raiders turned a program record 68 double plays and fielded at a .974 clip.

From 2008-11, Raley helped guide Oklahoma to three NCAA Regional appearances, including a top-8 national seed in 2009, and the 2010 College World Series. The Sooners compiled 170 wins (average of 42.5 wins per season) and finished among the top three in the Big 12 over his four-year stint as an assistant coach. OU batted .307 or better in all four seasons and led the Big 12 in 14 offensive statistical categories, including batting average (2011), doubles (2008-09) and both hits and home runs in back-to-back years (2009-10). Oklahoma led the Big 12 in runs scored during each of Raley's final three seasons on staff.

An All-Big 12 infielder at OU, Raley appeared in 208 games and compiled 237 hits in 754 at bats (.314 career average), along with 143 runs scored, 103 RBIs, 27 doubles and 75 walks. He still ranks among OU's career leaders in games played (T-10th), at bats (10th) and hits (12th). He earned first-team All-Big 12 honors in 2004 and second-team honors in 2005 and '06.

Raley was selected in the 21st round of the 2006 Major League Baseball Draft by the New York Yankees. He spent two years in the Yankees organization, playing at second base, third base and shortstop, batting .264 with nine doubles and 17 RBIs in 43 games at the Single-A and Double-A levels.

A Uvalde, Texas, product, Raley graduated from Oklahoma in 2007 with a degree in human relations. He and his wife Chelsey, also an OU alumnus, have one son and one daughter.



THE RALEY FILE

Hometown:..... Uvalde, Texas
College:..... Oklahoma, 2007

COACHING HISTORY

2024: Oklahoma
Assistant Coach
2023: Oklahoma
Volunteer Coach
2018-22: UTRGV
Assistant Coach
2014-17: Little Rock
Assistant Coach
2013: Texas Tech
Volunteer Coach
2008-11: Oklahoma
Volunteer Coach

NCAA POSTSEASON APPEARANCES COACHED

Year	Round	School
2024	Regional	Oklahoma
2023	Regional	Oklahoma
2011	Regional	Oklahoma
2010	College World Series	Oklahoma
2009	Regional	Oklahoma
2008	Regional	Oklahoma





RYAN GAINES

CHIEF OF STAFF

20th Season
Oklahoma '95

Ryan Gaines is in his 20th season as OU baseball's chief of staff/director of operations. Gaines completed his first season on the staff in 2006 after returning to OU on August 1, 2005.

Gaines is responsible for the day-to-day operations off the field, including team travel, serving as a liaison with the training room, equipment room, media relations, strength and conditioning, athletics administration and the Sooner Baseball Family. He is also the camp director for the Oklahoma baseball camps.

The Harrah, Okla., native worked as a student trainer for the University of Oklahoma baseball and football teams from the fall of 1991 to spring of 1995.

In addition, he was the team trainer for the Peninsula Oilers baseball team in Kenai, Alaska, for three years, including the 1993 and 1994 seasons when the Oilers won back-to-back NBC World Series championships.

In 1996, he landed at Oral Roberts University where he served as the baseball team's administrative assistant in 1996 and 1997. Prior to his stint in Norman, he worked in the sporting goods industry as a successful team salesman from August of 1997 to July of 2005.

A graduate of the University of Oklahoma, Gaines received his bachelor's degree in health and sports science in 1996.

Gaines and his wife, Kate, have two children, Hannah and Gabe.



BRITT BONNEAU

DIRECTOR OF PLAYER DEVELOPMENT

Seventh Season
Lubbock Christian '95

Britt Bonneau joined the Oklahoma baseball staff in August 2018 as volunteer assistant coach. He became OU's director of player development in 2021.

While serving as volunteer coach, Bonneau coached the Sooners' outfielders and was the first base coach on game days. A former OU baseball player, Bonneau joined the Sooners coaching staff after spending 22 years as head coach at Abilene Christian where he compiled 756 victories.

Bonneau built Abilene Christian into a Division II power before leading the program's transition to Division I beginning with the 2014 season. He led the Wildcats to eight Lone Star Conference South Division titles, two regular season championships and five LSC postseason tournament titles. Bonneau's teams were also invited to nine of 13 NCAA Division II South Central region tournaments between 2000-13. In 2003, he led the Wildcats to the NCAA Division II World Series.

A six-time Lone Star Conference Coach of the Year, Bonneau tutored 17 Division II All-Americans, including six first-team selections, as well as 28 all-region selections. He tutored nine LSC MVPs, six LSC Pitchers of the Year and two Rawlings/ABCA Gold Glove winners. In the Division I era, he coached five All-Southland Conference players.

Bonneau completed his playing career at Oklahoma in 1992, when he scored 72 runs, knocked 19 doubles, six triples and nine home runs, stole eight bases and drew 55 walks, to help the Sooners to the College World Series. He spent his first three seasons at Lubbock Christian, where he helped lead LCU to the 1991 NAIA World Series and was named Rawlings Region IV Player of the Year and a first-team All-American. He led the nation in hits (111), runs scored (109) and RBIs (98) and was third in home runs (19).

He began his coaching career as an assistant at the University of Texas-San Antonio in 1993 before moving to LCU in 1994 and then ACU in 1996. Bonneau, a native of Farmers Branch, Texas, received his bachelor's degree in kinesiology in 1995 from LCU. He and his wife Cari have four daughters: Jaci Giletto (married to Jack Giletto), Mati, Scotlyn and Landry.



TIM OVERMAN

STRENGTH AND CONDITIONING COACH

24th Season
Creighton '00

In his 24th season with the OU baseball team, Tim Overman oversees the team's strength and conditioning workouts. Over the past 24 years with Overman on staff, 122 Sooners have been selected in the MLB Draft.

During his time at Oklahoma, Overman has worked with several other Sooner athletics teams including football, volleyball, men's and women's golf, wrestling, women's basketball, women's soccer and men's gymnastics. His duties extend to developing weight and conditioning programs, advising athletes on proper nutritional habits and coaching athletes in flexibility, speed and agility.

Overman is a veteran of more than 20 years in the strength and conditioning field. As an undergraduate at Creighton University, he served as a student strength coach and student athletic trainer before graduating in 2000 with a degree in exercise science. Upon leaving Creighton, Overman acquired an internship with highly respected strength and conditioning coach Mark Verstegan at Athletes' Performance in Tempe, Ariz. During his internship, he worked with several Major League Baseball players including Nomar Garciaparra, Lou Merloni and Jeffrey Hammonds.

Following his internship, he served as a volunteer coach with the University of Iowa strength staff while taking classes toward a master's degree.

A native of Mt. Vernon, Iowa, Overman is a certified member of the National Strength and Conditioning Association (NSCA). He is also a member of the CSCCA (Collegiate Strength and Conditioning Coaches Association).

He and his wife Jodi have two daughters: Hadley and Corbin.



DIEGO MUNIZ
GRADUATE MANAGER



TANNER TREDAWAY
GRADUATE MANAGER



MELISSA HAMPTON
ATHLETIC TRAINER
Second Season



VINCE RINALDI
BASEBALL
VIDEO COORDINATOR
Sixth Season



GREG TIPTON
EXECUTIVE ASSOC. A.D./
INTERNAL OPERATIONS,
FACILITIES & EVENTS



KENDALL MAYER
ASSOCIATE A.D./
ATHLETICS ADVANCEMENT

Additional Support Staff

Matt Archibald, Sooner Sports Properties/Learfield Productions
Henry Berry, Communications Student Asst.
Kyle Butcher, Headington Hall Operations
Bryan Climer, Information Technology
Bridget Curran, Ticket Office
Ryan Donaty, Student Equipment Manager
Patrick Dunn, Communications
Chris Fields, Information Technology
Brandon Gibson, Learfield Productions
Eric Hollier, Communications
Bryant Houk, Event Management
Davis Kuck, SoonerVision
Sydney Kudlac, Communications Student Asst.
Mikey Lucario, Student Video Assistant
Joel Manning, SoonerVision
Richard Mardis, SoonerVision
Scott Matthews, Graphic Design
Sellers McDaniel, Marketing
Brendan McInerney, Communications Postgrad Intern
Jake McKinney, Student Equipment Manager

Michael Meek, SoonerVision
Craig Moore, SoonerVision
Carly Murray, Sooner Sports Properties
Becca Opheim, Digital Strategy
Jonny Pierce, Bullpen Catcher
Jacob Potter, SoonerVision
Jaye Rideaux, Academic Advisor
Trey Ridlen, Information Technology
Matt Schaeperkoetter, Sooner Club
Gabe Seat, Communications Student Asst.
Theron Smith, SoonerVision
Dillon Stanley, Sooner Club
Mizuki Sugito, SoonerVision
Chloe Thomas, Operations Student Assistant
Jared Thomas, SoonerVision
Max Toperzer, SoonerVision
Will Whitaker, Event Management
Cade Webber, Ticket Office
Sarah Yermalovich, Graphic Design

2024 RESULTS

Date	Opposing Team	Score	R-H-E	R-H-E	Inns	Overall	Big 12	Pitcher of Record	Attendance
Feb. 16	vs. Oregon	2-4	2-6-1	4-7-1	9	0-1-0	0-0-0	Witherspoon, M. (L 0-1)	10992
Feb. 17	vs. #9 Tennessee	5-1	5-10-1	1-7-1	(10)	1-1-0	0-0-0	Lambert, R. (W 1-0)	13991
Feb. 18	vs. Nebraska	7-6	7-11-2	6-7-2	9	2-1-0	0-0-0	Crooks, D. (W 1-0)	10977
Feb. 20	at DBU	7-11	7-12-1	11-13-0	9	2-2-0	0-0-0	Miner, J. (L 0-1)	1391
Feb. 23	WRIGHT STATE	20-0	20-21-0	0-5-0	9	3-2-0	0-0-0	Davis, B. (W 1-0)	2107
Feb. 24	WRIGHT STATE	14-9	14-15-1	9-9-1	9	4-2-0	0-0-0	Miner, J. (W 1-1)	-
Feb. 24	WRIGHT STATE	10-3	10-15-0	3-7-2	9	5-2-0	0-0-0	Witherspoon, K. (W 1-0)	2552
Feb. 25	WRIGHT STATE	2-12	2-6-2	12-15-2	9	5-3-0	0-0-0	Hitt, J. (L 0-1)	2236
March 1	vs. Pittsburgh	9-19	9-13-4	19-16-0	7	5-4-0	0-0-0	Davis, B. (L 1-1)	-
March 3	vs. Ohio State	3-4	3-5-2	4-9-1	9	5-5-0	0-0-0	Witherspoon, K. (L 1-1)	-
March 5	WICHITA STATE	5-3	5-9-1	3-9-2	9	6-5-0	0-0-0	Stevens, G. (W 1-0)	1635
March 9	UCF*	4-3	4-8-1	3-9-4	9	7-5-0	1-0-0	Witherspoon, M. (W 1-1)	1569
March 9	UCF*	11-3	11-11-2	3-6-1	9	8-5-0	2-0-0	Stevens, G. (W 2-0)	1673
March 10	UCF*	14-2	14-18-1	2-5-0	7	9-5-0	3-0-0	Hitt, J. (W 1-1)	1621
March 12	OKLAHOMA STATE	5-14	5-4-4	14-17-1	9	9-6-0	3-0-0	Carsten, W. (L 0-1)	4177
March 13	at UT Arlington	5-1	5-9-1	1-4-1	9	10-6-0	3-0-0	Stevens, G. (W 3-0)	571
March 15	at #12 TCU*	7-3	7-9-0	3-6-1	9	11-6-0	4-0-0	Witherspoon, K. (W 2-1)	4547
March 16	at #12 TCU*	7-5	7-9-1	5-7-1	9	12-6-0	5-0-0	Witherspoon, M. (W 1-1)	4224
March 17	at #12 TCU*	9-4	9-10-0	4-9-1	9	13-6-0	6-0-0	Hitt, J. (W 2-1)	4500
March 19	#15 DBU	0-6	0-5-2	6-9-0	9	13-7-0	6-0-0	Lodes, J. (L 0-1)	2317
March 22	WEST VIRGINIA*	13-0	13-10-1	0-0-2	9	14-7-0	7-0-0	Davis, B. (W 2-1)	2107
March 23	WEST VIRGINIA*	5-9	5-10-1	9-14-1	9	14-8-0	7-1-0	Girton, B. (L 0-1)	-
March 23	WEST VIRGINIA*	3-8	3-6-0	8-7-0	9	14-9-0	7-2-0	Hitt, J. (L 2-2)	1791
March 26	ORAL ROBERTS	10-0	10-15-0	0-2-0	7	15-9-0	7-2-0	Stevens, G. (W 4-0)	1603
March 28	LAMAR	10-12	10-8-4	12-12-2	9	15-10-0	7-2-0	Hitt, J. (L 2-3)	840
March 29	LAMAR	8-13	8-10-1	13-10-1	9	15-11-0	7-2-0	Davis, B. (L 2-2)	1296
March 30	LAMAR	3-6	3-9-3	6-9-0	9	15-12-0	7-2-0	Witherspoon, K. (L 2-2)	1790
April 2	at Wichita State	11-2	11-8-0	2-10-1	9	16-12-0	7-2-0	Stevens, G. (W 5-0)	1740
April 5	at Oklahoma State*	6-9	6-11-2	9-6-0	9	16-13-0	7-3-0	Davis, B. (L 2-3)	8067
April 6	at Oklahoma State*	19-10	19-16-2	10-12-1	9	17-13-0	8-3-0	Campbell, C. (W 1-0)	8230
April 7	at Oklahoma State*	5-9	5-6-0	9-11-1	9	17-14-0	8-4-0	Hitt, J. (L 2-4)	6645
April 9	UT ARLINGTON	11-9	11-13-0	9-8-1	9	18-14-0	8-4-0	Lambert, R. (W 1-0)	845
April 12	KANSAS STATE*	12-5	12-12-1	5-8-1	9	19-14-0	9-4-0	Davis, B. (W 3-3)	2307
April 13	KANSAS STATE*	11-4	11-16-0	4-6-1	9	20-14-0	10-4-0	Witherspoon, K. (W 3-2)	4011
April 14	KANSAS STATE*	8-7	8-9-0	7-12-1	9	21-14-0	11-4-0	Lambert, R. (W 3-0)	2138
April 18	at BYU*	10-8	10-12-1	8-9-3	9	22-14-0	12-4-0	Davis, B. (W 4-3)	2037
April 19	at BYU*	12-6	12-14-1	6-9-2	9	23-14-0	13-4-0	Witherspoon, K. (W 4-2)	2567
April 20	at BYU*	10-7	10-11-0	7-10-1	9	24-14-0	14-4-0	Lodes, J. (W 1-1)	2438
April 23	WICHITA STATE	3-1	3-3-1	1-5-2	9	25-14-0	14-4-0	Campbell, C. (W 2-0)	1791
April 26	TEXAS*	9-4	9-10-0	4-12-5	9	26-14-0	15-4-0	Davis, B. (W 5-3)	4812
April 28	TEXAS*	6-8	6-9-0	8-7-1	9	26-15-0	15-5-0	Witherspoon, K. (L 4-3)	4411
April 28	TEXAS*	10-12	10-14-2	12-14-0	7	26-16-0	15-6-0	Stevens, G. (L 5-1)	3112
April 30	at Oral Roberts	1-3	1-3-1	3-8-1	9	26-17-0	15-6-0	Hitt, J. (L 2-5)	2092
May 3	at Texas Tech*	8-0	8-12-1	0-4-4	9	27-17-0	16-6-0	Davis, B. (W 6-3)	4028
May 4	at Texas Tech*	7-5	7-11-0	5-7-0	9	28-17-0	17-6-0	Witherspoon, K. (W 5-3)	3937
May 5	at Texas Tech*	8-7	8-12-2	7-9-2	9	29-17-0	18-6-0	Campbell, C. (W 3-0)	3782
May 10	BAYLOR*	19-7	19-16-1	7-10-1	9	30-17-0	19-6-0	Davis, B. (W 7-3)	3029
May 11	BAYLOR*	9-1	9-12-1	1-7-0	9	31-17-0	20-6-0	Witherspoon, K. (W 6-3)	3184
May 11	BAYLOR*	19-7	19-14-2	7-10-2	7	32-17-0	21-6-0	Atwood, C. (W 1-0)	708
May 16	at Cincinnati*	14-6	14-16-0	6-6-2	9	33-17-0	22-6-0	Davis, B. (W 8-3)	1305
May 16	at Cincinnati*	12-8	12-13-0	8-12-2	9	34-17-0	23-6-0	Witherspoon, K. (W 7-3)	1305
May 17	at Cincinnati*	6-10	6-10-1	10-12-3	9	34-18-0	23-7-0	Witherspoon, M. (L 2-2)	1684
May 22	vs. TCU	4-0	4-8-1	0-4-1	9	35-18-0	23-7-0	Davis, B. (W 9-3)	-
May 23	vs. Kansas	7-5	7-14-7	5-4-1	9	36-18-0	23-7-0	Campbell, C. (W 4-0)	-
May 24	vs. Kansas	8-6	8-14-0	6-13-0	9	37-18-0	23-7-0	Lambert, R. (W 4-0)	-
May 25	vs. Oklahoma State	3-9	3-7-0	9-11-0	9	37-19-0	23-7-0	Campbell, C. (L 4-1)	8934
May 31	ORAL ROBERTS	14-0	14-17-1	0-3-0	9	38-19-0	23-7-0	Witherspoon, K. (W 8-3)	4332
June 1	UCONN	1-4	1-7-0	4-8-0	9	38-20-0	23-7-0	Davis, B. (L 9-4)	3811
June 2	DUKE	4-3	4-7-0	3-9-2	9	39-20-0	23-7-0	Stevens, G. (W 6-1)	3217
June 2	UCONN	6-4	6-8-3	4-6-0	9	40-20-0	23-7-0	Lodes, J. (W 2-1)	3217
June 3	UCONN	1-7	1-7-1	7-10-1	9	40-21-0	23-7-0	Atwood, C. (L 1-1)	3828

* = Conference game
 () extra inning game

2024 OVERALL STATISTICS

RECORD: 40-21 HOME: 21-12 AWAY: 14-5 NEUTRAL: 5-4 BIG 12: 23-7

BATTING STATISTICS

No.	Player	AVG	G/GS	AB	R	H	2B	3B	HR	RBI	TB	SLG%	BB	HBP	SO	OB%	SF	SH	SB-ATT	PO	A	E	FLD%
8	Spikerman, John	.367	42/40	166	42	61	12	4	3	32	90	.542	19	1	25	.429	3	1	11-17	86	2	2	.978
2	Carmichael, Easton	.366	61/60	254	59	93	19	5	7	64	143	.563	20	4	43	.406	10	0	12-18	169	15	5	.974
5	Snyder, Michael	.354	61/61	229	57	81	26	3	11	59	146	.638	36	14	43	.465	3	1	16-17	331	45	9	.977
12	Madron, Bryce	.318	55/54	211	68	67	19	3	12	53	128	.607	41	8	28	.439	4	0	14-16	116	5	0	1.000
15	Nicklaus, Jackson	.303	57/55	195	47	59	9	3	10	37	104	.533	39	5	53	.429	1	0	6-9	59	108	6	.965
3	Mackenzie, Anthony	.291	54/54	203	50	59	10	1	7	44	92	.453	35	6	56	.407	2	4	6-6	110	66	11	.941
22	Mudler, Scott	.279	47/40	147	25	41	6	0	4	31	59	.401	18	3	26	.367	1	1	1-2	399	26	5	.988
7	Pettis, Kendall	.276	60/56	196	47	54	8	2	4	34	78	.398	27	15	43	.398	3	1	10-13	89	0	3	.967
77	Willits, Jaxon	.268	57/54	190	37	51	11	0	10	39	92	.484	31	4	36	.376	4	6	1-2	65	121	9	.954
<hr/>																							
16	Frederick, Carter	.343	13/8	35	10	12	1	0	2	9	19	.543	2	2	7	.400	1	0	0-0	1	0	0	1.000
6	Lane, Isaiah	.321	26/16	53	14	17	2	1	0	6	21	.396	14	1	4	.464	1	2	3-4	17	45	1	.984
1	Walk, Jason	.281	42/33	128	26	36	4	2	3	19	53	.414	18	2	37	.376	1	2	13-15	67	0	1	.985
20	Garza-Gongora, Rocco	.224	23/17	58	8	13	2	0	0	11	15	.259	9	1	14	.338	0	0	1-2	71	4	0	1.000
17	Harris, Dasan	.167	6/0	6	1	1	0	0	0	1	1	.167	0	0	3	.167	0	0	0-0	0	0	0	.000
9	Engskov, Patrick	.111	8/1	9	1	1	0	0	0	0	1	.111	2	0	1	.273	0	0	0-0	0	0	0	.000
43	Crooks, Dylan	.000	1/0	0	0	0	0	0	0	0	0	.000	0	0	0	.000	0	0	0-0	3	3	0	1.000
Totals		.311	61	2080	492	646	129	24	73	439	1042	.501	311	66	419	.411	34	18	94-121	1601	500	69	.968
Opponents		.253	61	2067	354	522	88	8	83	319	875	.423	266	52	564	.350	16	16	56-77	1556	557	71	.967

LOB - Team (461), Opp (463). DPs turned - Team (31), Opp (47). TPs turned - Team (0), Opp (1). CI - Team (1), Carmichael, E. 1.
 IBB - Team (3), Mackenzie, A. 1, Snyder, M. 1, Garza-Gongora, R. 1, Opp (2). Picked off - Snyder, M. 3, Walk, J. 2, Pettis, K. 2.

PITCHING STATISTICS

No.	Player	ERA	W-L	G/GS	CG	SHO	SV	IP	H	R	ER	BB	SO	2B	3B	HR	AB	BAA	WP	HBP	BK	SFA	SHA
26	Witherspoon, Kyson	3.71	8-3	17/11	0	0/1	1	80.0	69	42	33	40	90	16	2	9	303	.228	2	7	0	2	4
13	Davis, Braden	4.30	9-4	16/16	1	1/3	0	92.0	70	48	44	41	117	17	0	8	336	.208	7	6	0	3	3
52	Meyer, Myles	0.00	0-0	1/0	0	0/1	0	0.1	1	0	0	2	1	1	0	0	2	.500	0	0	0	0	0
28	Lambert, Ryan	2.57	4-0	23/0	0	0/0	1	21.0	14	6	6	12	19	4	0	1	76	.184	2	2	0	0	1
42	Hensley, Reid	3.21	0-0	17/0	0	0/2	0	14.0	9	6	5	10	22	0	1	1	53	.170	2	2	0	0	0
34	Atwood, Carson	3.96	1-1	26/4	0	0/0	0	36.1	33	20	16	14	30	6	2	7	144	.229	1	0	0	2	0
43	Crooks, Dylan	4.11	1-0	25/0	0	0/0	0	30.2	31	15	14	3	20	4	0	6	121	.256	1	1	0	1	1
36	Stevens, Grant	4.28	6-1	18/9	0	0/1	0	54.2	65	31	26	20	54	11	2	8	223	.291	4	3	1	0	0
32	Miner, Jace	4.50	1-1	13/0	0	0/1	0	10.0	11	6	5	7	12	1	0	2	38	.289	0	2	0	0	0
29	Lodes, Jett	4.80	2-1	17/1	0	0/1	0	30.0	21	18	16	17	31	3	0	6	105	.200	0	3	0	0	1
14	Campbell, Carter	5.64	4-1	28/1	0	0/1	1	44.2	45	33	28	20	35	8	0	5	171	.263	3	7	1	3	1
25	Witherspoon, Malachi	5.64	2-2	21/0	0	0/0	5	22.1	22	19	14	10	29	2	0	6	86	.256	5	3	0	1	1
30	Girton, Brendan	7.32	0-1	16/10	0	0/0	1	35.2	44	40	29	31	47	6	0	4	148	.297	8	9	0	2	0
37	Pruett, Brad	7.71	0-0	10/0	0	0/1	0	7.0	9	7	6	4	9	0	0	4	30	.300	3	0	0	0	0
48	Hitt, James	8.41	2-5	17/7	0	0/0	0	35.1	49	37	33	14	32	7	1	10	147	.333	2	6	0	2	4
45	Carsten, Will	8.66	0-1	13/2	0	0/1	0	17.2	26	19	17	12	12	1	0	6	75	.347	1	1	0	0	0
99	Bollman, Jason	16.20	0-0	3/0	0	0/0	0	1.2	3	3	3	5	4	1	0	0	8	.375	0	0	0	0	0
11	Gholston, Jacob	99.00	0-0	2/0	0	0/0	0	0.1	0	4	4	4	0	0	0	0	1	.000	1	0	0	0	0
Totals		5.04	40-21	61/61	1	6/5	9	533.2	522	354	299	266	564	88	8	83	2067	.253	42	52	2	16	16
Opponents		7.39	21-40	61/61	1	1/1	8	518.2	646	492	426	311	419	129	24	73	2080	.311	59	66	14	34	18

PB - Team (7), Mudler, S. 5, Carmichael, E. 2, Opp (10). Pickoffs - Team (3), Mudler, S. 1, Witherspoon, K. 1, Davis, B. 1, Opp (14). SBA/ATT - Mudler, S. (30-44), Carmichael, E. (26-30), Witherspoon, K. (12-17), Campbell, C. (8-10), Davis, B. (6-10), Witherspoon, M. (6-6), Carsten, W. (6-6), Stevens, G. (3-5), Lodes, J. (4-5), Girton, B. (2-4), Atwood, C. (3-3), Lambert, R. (3-3), Pruet, B. (2-3), Hitt, J. (0-2), Crooks, D. (0-1), Gholston, J. (1-1), Miner, J. (0-1).

2024 BIG 12 CONFERENCE STATISTICS

BIG 12 RECORD: 23-7 HOME: 11-4 AWAY: 12-3

BATTING STATISTICS

No.	Player	AVG	G/GS	AB	R	H	2B	3B	HR	RBI	TB	SLG%	BB	HBP	SO	OB%	SF	SH	SB-ATT	PO	A	E	FLD%
5	Snyder, Michael	.408	30/30	120	35	49	14	2	8	34	91	.758	12	9	17	.493	1	1	10-11	177	18	3	.985
2	Carmichael, Easton	.406	30/29	128	37	52	10	4	5	39	85	.664	12	1	22	.448	4	0	8-11	60	6	1	.985
8	Spikerman, John	.405	18/16	74	22	30	5	2	2	21	45	.608	6	0	9	.450	0	1	3-5	30	2	0	1.000
77	Willits, Jaxon	.341	27/25	91	24	31	6	0	8	27	61	.670	10	2	18	.402	4	4	0-0	34	59	4	.959
12	Madron, Bryce	.321	28/28	112	38	36	9	1	8	33	71	.634	20	3	17	.428	3	0	8-10	63	3	0	1.000
3	Mackenzie, Anthony	.313	30/30	115	30	36	7	0	4	27	55	.478	21	3	37	.429	1	3	4-4	67	43	4	.965
22	Mudler, Scott	.291	24/21	79	16	23	5	0	2	19	34	.430	11	3	17	.394	1	1	1-2	210	13	2	.991
15	Nicklaus, Jackson	.269	26/25	93	23	25	6	2	3	18	44	.473	17	1	25	.384	1	0	1-2	26	44	4	.946
1	Walk, Jason	.259	22/20	81	18	21	3	1	2	13	32	.395	12	1	21	.358	1	1	6-7	42	0	0	1.000
7	Pettis, Kendall	.232	29/26	95	31	22	4	1	0	19	28	.295	12	9	22	.368	1	0	5-6	38	0	0	1.000
20	Garza-Gongora, Rocco	.400	8/5	15	6	6	2	0	0	5	8	.533	4	0	1	.526	0	0	1-1	12	2	0	1.000
16	Frederick, Carter	.357	5/4	14	5	5	0	0	2	7	11	.786	0	1	2	.375	1	0	0-0	0	0	0	.000
6	Lane, Isaiah	.297	16/11	37	7	11	2	0	0	1	13	.351	9	0	4	.435	0	2	2-3	16	28	1	.978
17	Harris, Dasan	.000	4/0	3	0	0	0	0	0	0	0	.000	0	0	2	.000	0	0	0-0	0	0	0	.000
19	Engskov, Patrick	.000	5/0	3	1	0	0	0	0	0	0	.000	2	0	0	.400	0	0	0-0	0	0	0	.000
Totals		.327	30	1060	293	347	73	13	44	263	578	.545	148	33	214	.419	18	13	49-62	783	251	24	.977
Opponents		.255	30	1003	177	256	48	3	46	164	448	.447	125	24	267	.349	10	9	27-37	763	283	44	.960

LOB - Team (216), Opp (211). DPs turned - Team (13), Opp (21).

IBB - Team (1), Mackenzie, A 1, Opp (2). Picked off - Mudler, S. 2, Snyder, M. 2, Walk, J. 1, Spikerman, J. 1, Carmichael, E. 1.

PITCHING STATISTICS

No.	Player	ERA	W-L	G/GS	CG	SHO	SV	IP	H	R	ER	BB	SO	2B	3B	HR	AB	BAA	WP	HBP	BK	SFA	SHA
13	Davis, Braden	3.77	7-1	10/10	0	0/2	0	59.2	41	27	25	26	76	11	0	5	210	.195	4	3	0	3	3
26	Witherspoon, Kyson	4.99	6-1	11/7	0	0/0	1	52.1	47	29	29	21	57	10	2	8	198	.237	2	4	0	1	3
45	Carsten, Will	0.00	0-0	3/0	0	0/1	0	3.2	4	0	0	2	3	0	0	0	14	.286	0	0	0	0	0
37	Pruett, Brad	0.00	0-0	2/0	0	0/0	0	3.0	2	0	0	0	4	0	0	0	10	.200	1	0	0	0	0
43	Crooks, Dylan	2.45	0-0	11/0	0	0/0	0	14.2	9	4	4	1	9	2	0	2	52	.173	0	1	0	0	1
34	Atwood, Carson	2.95	1-0	13/1	0	0/0	0	18.1	15	8	6	9	13	3	1	2	71	.211	0	0	0	2	0
42	Hensley, Reid	4.26	0-0	7/0	0	0/1	0	6.1	4	3	3	5	8	0	0	1	23	.174	0	1	0	0	0
25	Witherspoon, Malachi	6.57	2-1	12/0	0	0/0	1	12.1	14	10	9	5	15	0	0	5	48	.292	2	2	0	0	1
30	Girton, Brendan	7.11	0-1	8/3	0	0/0	0	19.0	19	17	15	14	21	3	0	2	76	.250	6	5	0	0	0
14	Campbell, Carter	7.71	2-0	14/0	0	0/0	0	21.0	25	21	18	12	18	4	0	3	85	.294	2	3	0	2	0
36	Stevens, Grant	7.78	1-1	7/5	0	0/0	0	19.2	32	21	17	8	20	8	0	6	87	.368	2	1	1	0	0
32	Miner, Jace	9.00	0-0	4/0	0	0/0	0	1.0	2	2	1	2	0	0	0	0	5	.400	0	1	0	0	0
29	Lodes, Jett	9.35	1-0	7/0	0	0/0	0	8.2	10	9	9	5	9	1	0	2	34	.294	0	2	0	0	0
28	Lambert, Ryan	9.64	1-0	9/0	0	0/0	0	4.2	6	5	5	7	5	2	0	1	20	.300	2	0	0	0	0
48	Hitt, James	11.34	2-2	8/4	0	0/0	0	16.2	26	21	21	8	9	4	0	9	70	.371	1	1	0	2	1
Totals		5.59	23-7	30/30	0	2/2	2	261.0	256	177	162	125	267	48	3	46	1003	.255	22	24	1	10	9
Opponents		8.74	7-23	30/30	1	0/0	2	254.1	347	293	247	148	214	73	13	44	1060	.327	32	33	8	18	13

PB - Team (3), Mudler, S. 2, Carmichael, E. 1, Opp (7). Pickoffs - Team (1), Davis, B. 1, Opp (7). SBA/ATT - Mudler, S.

(18-26), Carmichael, E. (9-10), Witherspoon, K. (7-9), Campbell, C. (5-6), Davis, B. (3-6), Stevens, G. (3-5), Witherspoon, M. (3-3),

Lodes, J. (2-2), Atwood, C. (2-2), Pruet, B. (0-1), Hitt, J. (0-1), Lambert, R. (1-1), Girton, B. (1-1)

2024 OKLAHOMA GAME-BY-GAME BATTING STATISTICS

Date	Opponent	AB	R	H	RBI	2B	3B	HR	TB	BB	IBB	SB	CS	HBP	SAC	SF	GDP	K	PO	A	E	LOB	Avg
Feb. 16	vs. Oregon	31	2	6	2	2	0	0	8	1	0	2	0	0	0	2	0	6	27	7	1	5	.194
Feb. 17	vs. Tennessee	35	5	10	5	2	0	0	12	6	0	1	2	1	0	0	0	8	30	7	1	7	.242
Feb. 18	vs. Nebraska	35	7	11	4	2	0	1	16	6	1	0	0	2	0	0	1	10	27	8	2	10	.267
Feb. 20	at DBU	36	7	12	5	0	1	3	23	3	0	0	1	1	0	0	1	13	24	4	1	6	.285
Feb. 23	WRIGHT STATE	41	20	21	20	6	1	2	35	8	0	1	1	1	1	1	1	7	27	6	0	8	.337
Feb. 24	WRIGHT STATE	35	14	15	13	4	1	1	24	11	0	1	0	1	0	3	0	7	27	12	1	12	.352
Feb. 24	WRIGHT STATE	36	10	15	9	6	1	2	29	4	0	4	0	0	0	1	2	4	27	10	0	7	.361
Feb. 25	WRIGHT STATE	31	2	6	1	0	0	0	6	3	0	1	0	3	0	1	1	3	27	14	2	9	.343
March 1	vs Pittsburgh	33	9	13	9	4	1	0	19	3	0	3	0	2	0	0	1	4	20	4	4	8	.348
March 3	vs Ohio State	31	3	5	1	1	0	1	9	7	0	1	1	1	0	0	0	7	27	5	2	9	.331
March 5	WICHITA STATE	29	5	9	4	0	0	1	12	7	0	5	1	1	0	1	0	7	27	14	1	9	.330
March 9	UCF	29	4	8	3	0	0	0	8	2	0	4	0	0	0	1	1	6	27	11	1	4	.326
March 9	UCF	31	11	11	11	3	2	1	21	7	0	0	1	2	2	2	0	9	27	6	2	9	.328
March 10	UCF	33	14	18	13	2	0	3	29	4	0	0	1	0	0	2	1	6	21	14	1	5	.343
March 12	OKLAHOMA STATE	32	5	4	5	0	0	0	4	6	0	0	0	2	0	0	0	13	27	16	4	8	.329
March 12	at Houston	34	7	10	5	1	0	1	14	11	0	4	1	4	0	1	0	8	27	13	2	16	.303
March 13	at UT Arlington	33	5	9	3	2	1	0	13	7	0	2	1	0	0	1	0	4	27	10	1	9	.326
March 15	at TCU	35	7	9	7	0	0	1	12	3	0	2	0	1	0	1	0	12	27	4	0	6	.322
March 16	at TCU	35	7	9	7	0	0	2	15	6	1	3	0	0	1	1	1	8	27	10	1	9	.318
March 17	at TCU	36	9	10	7	1	0	1	14	4	0	5	0	2	0	0	2	6	27	13	0	6	.316
March 19	DBU	30	0	5	0	1	0	0	6	3	0	1	1	1	0	0	1	6	27	10	2	7	.309
March 22	WEST VIRGINIA	33	13	10	11	4	0	0	14	12	0	1	0	0	1	0	0	8	27	6	1	9	.309
March 23	WEST VIRGINIA	33	5	10	4	1	0	0	11	4	0	1	0	1	0	0	1	7	27	7	1	6	.308
March 23	WEST VIRGINIA	32	3	6	3	0	0	0	6	2	0	0	0	1	0	1	0	14	27	8	0	6	.303
March 26	ORAL ROBERTS	32	10	15	8	4	0	0	19	5	0	2	1	1	0	0	1	6	21	4	0	8	.310
March 28	LAMAR	33	10	8	9	0	0	3	17	8	0	3	1	0	0	0	1	4	27	8	4	4	.307
March 29	LAMAR	36	8	10	7	1	0	4	23	6	0	0	0	2	0	0	1	4	27	12	1	9	.306
March 30	LAMAR	33	3	9	3	1	0	1	13	7	0	2	0	0	0	1	1	4	27	8	3	11	.305
April 2	at Wichita State	31	11	8	8	2	0	0	10	13	0	4	1	2	2	1	0	8	27	9	0	11	.303
April 5	at Oklahoma State	38	6	11	5	4	0	4	27	0	0	1	0	0	0	0	0	13	24	8	2	5	.303
April 6	at Oklahoma State	41	19	16	18	4	0	6	38	6	0	1	0	3	0	0	1	10	27	11	2	4	.306
April 7	at Oklahoma State	32	5	6	5	2	0	2	14	5	0	0	1	3	0	0	0	9	24	7	0	8	.303
April 9	UT ARLINGTON	34	11	13	9	2	1	0	17	4	0	3	0	1	2	1	0	4	27	5	0	7	.305
April 12	KANSAS STATE	32	12	12	11	3	2	0	19	7	0	1	0	0	0	1	0	6	27	3	1	4	.307
April 13	KANSAS STATE	39	11	16	10	6	0	3	31	4	0	0	0	0	0	0	0	7	27	10	0	8	.311
April 14	KANSAS STATE	35	8	9	7	2	0	2	17	5	0	3	0	1	1	0	0	7	27	8	0	8	.309
April 18	at BYU	38	10	12	7	2	0	0	14	3	0	3	0	1	1	0	0	6	27	3	1	6	.309
April 19	at BYU	36	12	14	11	5	0	3	28	5	0	0	1	1	1	1	0	4	27	9	1	5	.312
April 20	at BYU	36	10	11	9	5	0	2	22	8	0	0	0	2	0	0	0	9	27	13	0	9	.311
April 23	WICHITA STATE	26	3	3	3	1	0	0	4	4	0	3	0	2	0	0	2	7	27	7	1	5	.308
April 23	at Texas	32	6	7	5	0	1	1	12	8	0	4	0	1	0	0	1	10	27	9	3	8	.278
April 26	TEXAS	39	9	10	8	0	0	2	16	3	0	5	0	1	0	0	0	6	27	8	0	10	.306
April 28	TEXAS	36	6	9	5	3	0	0	12	4	0	5	1	0	0	0	0	5	27	6	0	7	.305
April 28	TEXAS	32	10	14	10	3	1	2	25	5	0	2	1	0	0	1	1	6	21	13	2	7	.308
April 30	at Oral Roberts	28	1	3	1	0	0	0	3	4	0	0	0	0	0	0	1	2	24	10	1	4	.304
May 3	at Texas Tech	38	8	12	7	2	1	0	16	4	0	3	1	0	1	0	0	5	27	10	1	8	.304
May 4	at Texas Tech	36	7	11	7	2	0	2	19	4	0	2	2	4	0	0	0	9	27	9	0	10	.304
May 5	at Texas Tech	37	8	12	8	1	0	3	22	5	0	2	1	0	1	1	0	5	27	6	2	9	.305
May 10	BAYLOR	38	19	16	18	6	2	0	26	10	0	0	1	4	0	2	0	6	27	6	1	11	.307
May 11	BAYLOR	34	9	12	8	1	0	1	16	5	0	0	0	0	1	0	1	2	27	11	1	7	.308
May 11	BAYLOR	30	19	14	16	3	2	1	24	9	0	1	2	0	2	0	4	21	6	2	6	.311	
May 16	at Cincinnati	41	14	16	11	2	2	1	25	3	0	0	0	3	1	2	1	5	27	5	0	9	.313
May 16	at Cincinnati	38	12	13	11	2	1	1	20	3	0	2	0	1	2	0	1	6	27	6	0	5	.314
May 17	at Cincinnati	37	6	10	5	4	0	1	17	6	0	2	1	0	0	0	1	8	24	14	1	10	.313
May 22	vs TCU	30	4	8	4	1	0	2	15	3	0	2	0	0	0	0	0	11	27	5	1	5	.312
May 23	vs Kansas	38	7	14	7	2	2	1	23	3	0	1	0	0	0	1	0	10	27	4	7	11	.313
May 24	vs Kansas	37	8	14	8	2	0	2	22	5	0	1	0	0	0	0	0	15	27	7	0	10	.314
May 25	vs Oklahoma State	32	3	7	3	3	0	0	10	5	0	0	0	1	0	1	0	10	27	6	0	9	.313
May 31	ORAL ROBERTS	38	14	17	14	3	1	3	31	4	0	1	0	2	0	1	0	6	27	8	1	7	.315
June 1	UCONN	32	1	7	1	2	0	1	12	2	0	1	1	1	0	0	0	2	24	7	0	7	.314
June 2	DUKE	28	4	7	4	0	1	0	9	5	0	0	2	4	0	0	0	8	27	9	0	9	.313
June 2	UCONN	32	6	8	6	2	0	1	13	8	0	0	0	1	0	0	1	2	27	7	3	8	.312
June 3	UCONN	32	1	7	0	0	0	0	7	2	1	0	0	0	0	0	2	3	27	6	1	6	.311
Totals	2080	492	646	439	129	24	73	1042	311	3	94	27	66	18	34	30	419	1601	500	69	461	.311	

2024 OKLAHOMA MISCELLANEOUS STATISTICS

MULTIPLE HIT GAMES					MULTIPLE RBI GAMES					HITTING STREAKS			REACHED BASE STREAKS				
2	3	4	5+	Total	2	3	4	5+	Total	Longest	Current	Longest	Current				
Carmichael, Easton	23	8	1	-	32	Snyder, Michael	9	7	1	-	17	Carmichael, Easton	14	3	Snyder, Michael	26	26
Snyder, Michael	13	10	-	-	23	Carmichael, Easton	6	6	1	2	15	Madron, Bryce	13	-	Mackenzie, Anthony	21	-
Mackenzie, Anthony	19	2	-	-	21	Madron, Bryce	8	3	1	1	13	Snyder, Michael	11	6	Spikerman, John	18	1
Madron, Bryce	10	8	-	-	18	Mackenzie, Anthony	7	4	2	-	13	Pettis, Kendall	11	-	Carmichael, Easton	17	3
Spikerman, John	7	7	2	-	16	Willits, Jaxon	6	4	-	1	11	Spikerman, John	11	1	Lane, Isaiah	16	16
Nicklaus, Jackson	9	5	1	-	15	Mudler, Scott	6	2	-	1	9	Walk, Jason	9	3	Walk, Jason	16	13
Willits, Jaxon	9	4	-	-	13	Nicklaus, Jackson	5	3	1	-	9	Mackenzie, Anthony	7	-	Willits, Jaxon	15	8
Pettis, Kendall	11	2	-	-	13	Spikerman, John	6	-	2	1	9	Willits, Jaxon	5	3	Nicklaus, Jackson	14	-
Mudler, Scott	10	2	-	-	12	Pettis, Kendall	4	2	1	-	7	Mudler, Scott	5	-	Pettis, Kendall	13	-
Walk, Jason	7	1	-	-	8	Walk, Jason	5	-	-	-	5	Frederick, Carter	4	4	Madron, Bryce	13	5
Garza-Gongora, Roc	3	1	-	-	4	Garza-Gongora, Roc	1	2	-	-	3	Nicklaus, Jackson	4	-	Mudler, Scott	10	-
Lane, Isaiah	2	1															

2024 OKLAHOMA GAME-BY-GAME PITCHING STATISTICS

Date	Opponent	IP	H	R	ER	BB	SO	2B	3B	HR	WP	BK	HBP	DP	IBB	Score	W	L	SV	ERA
Feb. 16	vs Oregon	9.0	7	4	3	5	13	1	0	0	7	0	1	2	0	2-4	0	1	0	3.00
Feb. 17	vs Tennessee	10.0	7	1	1	6	15	2	0	1	0	0	0	0	0	5-1	1	1	0	1.89
Feb. 18	vs Nebraska	9.0	7	6	4	4	13	1	0	0	0	0	0	0	0	7-6	2	1	0	2.57
Feb. 20	at DBU	8.0	13	11	11	4	13	0	1	3	2	0	1	0	0	7-11	2	2	0	4.75
Feb. 23	WRIGHT STATE	9.0	5	0	0	4	15	1	0	0	0	0	1	0	0	20-0	3	2	0	3.80
Feb. 24	WRIGHT STATE	9.0	9	9	5	4	9	2	0	2	1	0	1	0	0	14-9	4	2	0	4.00
Feb. 24	WRIGHT STATE	9.0	7	3	3	6	9	2	0	0	0	0	1	1	0	10-3	5	2	0	3.86
Feb. 25	WRIGHT STATE	9.0	15	12	11	4	5	2	1	4	0	0	2	2	0	2-12	5	3	0	4.75
March 1	vs Pittsburg	6.2	16	19	16	12	10	5	0	2	0	0	1	1	0	9-19	5	4	0	6.18
March 3	vs Ohio State	9.0	9	4	3	5	12	0	0	0	0	0	2	0	0	3-4	5	5	0	5.85
March 5	WICHITA STATE	9.0	9	3	3	2	6	0	0	2	1	0	0	2	0	5-3	6	5	1	5.59
March 9	UCF	9.0	9	3	3	3	9	2	0	1	1	0	1	0	0	4-3	7	5	2	5.37
March 9	UCF	9.0	6	3	3	5	12	1	0	1	1	0	3	0	0	11-3	8	5	2	5.18
March 10	UCF	7.0	5	2	2	4	5	1	0	1	0	0	0	0	0	14-2	9	5	2	5.03
March 12	OKLAHOMA STATE	9.0	17	14	12	4	5	2	0	3	2	0	4	2	0	5-14	9	6	2	5.51
March 13	at UT Arlington	9.0	4	1	1	4	11	1	1	0	0	0	0	0	0	5-1	10	6	2	5.22
March 15	at TCU	9.0	6	3	3	6	11	1	0	0	1	0	1	2	0	7-3	11	6	2	5.09
March 16	at TCU	9.0	7	5	5	4	8	0	0	0	4	0	2	0	0	7-5	12	6	2	5.08
March 17	at TCU	9.0	9	4	4	3	4	2	0	2	0	0	0	0	0	9-4	13	6	2	5.02
March 19	DBU	9.0	9	6	6	5	10	0	0	2	2	0	1	2	0	0-6	13	7	2	5.07
March 22	WEST VIRGINIA	9.0	0	0	0	3	15	0	0	0	0	0	0	0	0	13-0	14	7	2	4.82
March 23	WEST VIRGINIA	9.0	14	9	8	3	13	2	0	1	2	0	0	0	0	5-9	14	8	2	4.97
March 23	WEST VIRGINIA	9.0	7	8	8	4	12	0	0	5	0	0	0	0	0	3-8	14	9	2	5.11
March 26	ORAL ROBERTS	7.0	2	0	0	3	6	0	0	0	0	0	1	0	0	10-0	15	9	2	4.94
March 28	LAMAR	9.0	12	12	5	8	10	0	1	2	0	0	1	0	0	10-12	15	10	2	4.94
March 29	LAMAR	9.0	10	13	8	9	9	1	0	3	0	0	0	0	0	8-13	15	11	2	5.06
March 30	LAMAR	9.0	9	6	2	2	9	2	0	2	0	0	2	0	0	3-6	15	12	2	4.94
April 2	at Wichita State	9.0	10	2	1	2	9	1	0	0	0	0	0	1	0	11-2	16	12	2	4.80
April 5	at Oklahoma State	8.0	6	9	8	9	9	2	0	1	0	0	1	1	2	6-9	16	13	2	4.93
April 6	at Oklahoma State	9.0	12	10	10	5	8	4	0	4	2	0	3	0	0	19-10	17	13	2	5.11
April 7	at Oklahoma State	8.0	11	9	8	11	9	3	0	2	2	0	1	1	0	5-9	17	14	2	5.22
April 9	UT ARLINGTON	9.0	8	9	9	9	12	2	0	1	1	0	0	0	0	11-9	18	14	3	5.34
April 12	KANSAS STATE	9.0	8	5	4	2	10	2	0	0	2	0	1	0	0	12-5	19	14	3	5.30
April 13	KANSAS STATE	9.0	6	4	4	2	10	1	1	0	0	0	0	0	0	11-4	20	14	3	5.26
April 14	KANSAS STATE	9.0	12	7	7	2	10	3	0	2	0	1	0	1	0	8-7	21	14	3	5.31
April 18	at BYU	9.0	9	8	5	4	15	1	0	2	1	0	0	1	0	10-8	22	14	3	5.30
April 19	at BYU	9.0	9	6	6	3	9	0	1	2	1	0	0	0	0	12-6	23	14	3	5.32
April 20	at BYU	9.0	10	7	7	5	9	4	0	1	2	0	1	0	0	10-7	24	14	3	5.37
April 23	WICHITA STATE	9.0	5	1	1	4	8	2	1	1	0	0	1	0	0	3-1	25	14	4	5.25
April 26	TEXAS	9.0	12	4	4	5	13	2	0	1	0	0	0	0	0	9-4	26	14	4	5.22
April 28	TEXAS	9.0	7	8	8	6	8	2	0	2	1	0	4	0	0	6-8	26	15	4	5.29
April 28	TEXAS	7.0	14	12	11	1	4	2	0	6	1	0	0	1	0	10-12	26	16	4	5.46
April 30	at Oral Roberts	8.0	8	3	2	2	3	1	0	0	0	0	0	0	0	1-3	26	17	4	5.39
May 3	at Texas Tech	9.0	4	0	0	2	9	1	0	0	0	0	0	1	0	8-0	27	17	4	5.26
May 4	at Texas Tech	9.0	7	5	5	6	8	1	0	2	0	0	0	1	0	7-5	28	17	4	5.26
May 5	at Texas Tech	9.0	9	7	6	8	4	2	1	1	1	0	0	0	0	8-7	29	17	5	5.27
May 10	BAYLOR	9.0	10	7	6	2	11	2	0	0	0	0	2	0	0	19-7	30	17	5	5.29
May 11	BAYLOR	9.0	7	1	1	4	3	3	0	0	0	0	0	1	0	9-1	31	17	5	5.20
May 11	BAYLOR	7.0	10	7	4	2	4	1	0	1	0	0	1	0	0	19-7	32	17	5	5.20
May 16	at Cincinnati	9.0	6	6	6	2	11	0	0	4	0	0	1	0	0	14-6	33	17	5	5.21
May 16	at Cincinnati	9.0	12	8	8	2	10	2	0	3	0	0	1	2	0	12-8	34	17	5	5.27
May 17	at Cincinnati	8.0	12	10	8	7	4	1	0	1	0	0	1	1	0	6-10	34	18	5	5.34
May 22	vs TCU	9.0	4	0	0	0	9	3	0	0	0	0	0	0	0	4-0	35	18	5	5.23
May 23	vs Kansas	9.0	4	5	0	7	8	2	0	0	0	0	2	1	0	7-5	36	18	6	5.13
May 24	vs Kansas	9.0	13	6	6	5	13	1	0	0	1	0	2	0	0	8-6	37	18	6	5.15
May 25	vs Oklahoma State	9.0	11	9	9	4	6	2	0	3	1	0	0	0	0	3-9	37	19	6	5.22
May 31	ORAL ROBERTS	9.0	3	0	0	5	11	1	0	0	0	0	0	0	0	14-0	38	19	7	5.13
June 1	UCONN	8.0	8	4	4	3	13	0	0	1	0	0	1	1	0	1-4	38	20	7	5.12
June 2	DUKE	9.0	9	3	3	2	8	2	0	1	0	0	0	2	0	4-3	39	20	8	5.08
June 2	UCONN	9.0	6	4	3	4	9	1	0	2	1	0	1	1	0	6-4	40	20	9	5.04
June 3	UCONN	9.0	10	7	5	3	8	0	0	2	1	1	2	0	0	1-7	40	21	9	5.04
Totals		533.2	522	354	299	266	564	88	8	83	42	2	52	31	2	492-354	40	21	9	5.04

2024 OKLAHOMA RECORD SUMMARY

WIN-LOSS SUMMARY

Total	40-21
Conference	23-7
Non-Conference	17-14
Home	21-12
Away	14-5
Neutral Site	5-4
Day	20-10
Night	20-11
vs. Left-Handed Pitcher	11-9
vs. Right-Handed Pitcher	29-12
1-Run Games	5-1
2-Run Games	9-5
5+Run Games	20-8

Extra Innings	1-0
Shutouts	6-1
OU Scored 0-2 Runs	0-6
OU Scored 3-5 Runs	7-7
OU Scored 6-9 Runs	13-6
OU Scored 10+ Runs	20-2
Opponent Scored 0-2 Runs	12-0
Opponent Scored 3-5 Runs	14-4
Opponent Scored 6-9 Runs	13-9
Opponent Scored 10+ Runs	1-8
OU Scored in 1st Inning	19-7
OU Scored First	30-5
Opponent Scored First	10-16

Leading after 6 Innings	34-4
Trailing after 6 Innings	2-16
Tied after 6 Innings	4-1
Leading after 7 Innings	31-2
Trailing after 7 Innings	1-16
Tied after 7 Innings	5-1
Leading after 8 Innings	33-1
Trailing after 8 Innings	1-18
Tied after 8 Innings	3-0
OU Hit 0 Home Runs	13-11
OU Hit 1 Home Run	12-4
OU Hit 2+ Home Runs	15-6
Opponent Hit 0 Home Runs	18-3

Opponent Hit 1 Home Run	11-4
Opponent Hit 2+ Home Runs	11-14
OU Made 0 Errors	16-5
OU Made 1 Error	17-7
OU Made 2+ Errors	7-9
Opponent Made 0 Errors	8-9
Opponent Made 1 Error	17-9
Opponent Made 2+ Errors	15-3
Out-hit Opponent	33-2
Out-hit by Opponent	6-16
Hits were Tied	1-3

GENERAL SUMMARY

Longest winning streak	9
Longest losing streak	3
Home attendance:	78067
(31 dates avg = 2518)	
Away attendance:	88015
(28 dates avg = 3143)	
Total attendance:	166082
(59 dates avg = 2814)	

1898 - FIRST SEASON

The Oklahoma baseball team begins collegiate play. The Sooners play only three games during the season and finish with a 2-1 record.

1906 - BENNIE OWEN ERA BEGINS

Bennie Owen becomes the first official coach of the Sooner baseball team and guides the squad to a 10-6 record in 1906. Owen went on to coach OU until 1927 and finished his career in Norman with a 142-102-4 (.581) overall record.

1915 - SOONERS RECORD PROGRAM-BEST 17 WINS

Under Bennie Owen, Oklahoma goes on to win 17 games during the 1915 season. Owen and company finished 17-4, and the win total remained a school record for the next 20 years.

1927 - HASKELL TAKES OVER

Lawrence Haskell became the Sooners' third head coach and debuted in 1927 with a 12-5 record and the program's first conference title. Oklahoma won seven conference championships and was 176-74-2 in the Haskell era.

1936 - OU WINS 18 GAMES, EIGHTH CONFERENCE TITLE

For the second time in school history, Haskell and the Sooners won back-to-back titles in 1935 and 1936 (also 1930-31). The run during the 1936 season produced the program's eighth conference championship and a school-record 18 wins, breaking a 21-year-old mark.

1942 - MEMORABLE NAMES JOIN SOONERS

After Haskell's career ended in Norman, another soon-to-be Sooner legend took over the reins when Jack Baer was hired for the 1942 season. Baer wasn't the only legendary Sooner to begin his OU career in 1942. Baer had the pleasure of coaching freshman L. Dale Mitchell in 1942, a season that saw Mitchell hit .409.

1946 - WWII ENDS, MITCHELL RETURNS

After World War II ended in 1945, the Sooners returned to collegiate baseball the following year. Mitchell, who fought overseas, didn't lose a beat as the Sooner recorded a .507 batting average during the 1946 season. The clip still ranks as the best batting average for a single season in OU history. Mitchell finished his short career with a .467 batting average, also a program best, before leaving school early for professional baseball.

June 17, 1951 - SOONERS WIN FIRST NATIONAL TITLE

In his seventh season at the helm, Baer guided the Sooners to the program's first national title in 1951. The Sooners went a perfect 7-0 during the postseason run, claiming the title with a 3-2 win over Tennessee on June 17 in Omaha, Neb. The postseason run marked the first time in College World Series history that a team made it through the double-elimination tournament without a loss. The 1951 Sooners finished the season with a 19-9 record, breaking the 1936 record for most wins in a season (18). The Sooners also won the program's 10th conference title in 1951.

1951 - SHIRLEY FIRST ALL-AMERICAN

The 1951 season was not just about the team's national championship run as Jack Shirley became OU's first All-American after recording the win on the mound in the championship game. Shirley was a American Baseball Coaches Association (ABCA) Second Team selection and finished the year with a 5-1 record and a 1.97 ERA in 1951.

1959 - TOMMY JONES TOSSES FIRST OKLAHOMA NO-HITTER

Tommy Jones twirls the first no-hitter in program history as the Sooners ride his arm to a 1-0 victory over Missouri.

1963 - HADDOCK STRIKES OUT 20

OU hurler Jerry Haddock tosses 11 innings and records a school-record 20 strikeouts as the Sooners complete a three-game sweep of Kansas in Norman. Haddock's performance broke the record held by Hal Cumberland who struck out 17 batters against Kansas State in 1941. Cumberland's performance is still the best by a Sooner in nine innings and was tied by Bobby Witt against Texas on March 25, 1985.

1967 - BAER STEPS DOWN, SEMORE ERA BEGINS

Jack Baer, who coached 26 years at Oklahoma, steps down after finishing his Sooner career with a 281-250 (.529) record which included the program's first national title in 1951. Baer ranks third all-time with 281 wins. Enos Semore began his OU head coaching career in 1968 and finished his first year below .500 (13-14) before winning a then-school record 23 games in '69.

1972 - SOONERS RETURN TO COLLEGE WORLD SERIES

In his fifth season at the helm, Semore helps guide the Sooners to the NCAA College World Series for the second time in school history (first since 1951). Semore's Sooners



claimed the program's second district title by sweeping Tulsa and won their first game of the CWS, a 2-1 victory over Temple in 13 innings, before dropping back-to-back games against Arizona State and Texas. The 1972 season marked a fifth-place finish for Oklahoma and the start of five consecutive appearances in Omaha. During the impressive string of CWS appearances, the Sooners compiled a 240-66 record (.784) and also recorded three top-five finishes (fifth in 1972 and '74 and fourth in '75).

1975 - OU WINS 24 STRAIGHT GAMES

From March 10 through April 8, 1975, the Sooners set a school record with 24 consecutive wins. The previous mark was established during the end of the 1909 season and beginning of the 1910 season when Bennie Owen coached OU to 23 straight wins. During the 1975 streak, the Sooners held the opposition to two runs or less in 14 games (six shutouts) and outscored their opponents 196-57 (8.16 runs/game).

1976 - SOONERS RECORD 62 VICTORIES, SET SCHOOL MARK

Making the program's fifth straight appearance in the CWS, Semore and company finished the 1976 season with a 62-19 record. The 62 victories remain a school record and was made possible by 22 straight triumphs near the end of the regular season. The Sooners also won their first regional championship that year, claiming the crown out of the South Central Regional.

1977-1979 - OU WINS TWO BIG 8 TOURNAMENTS IN THREE YEARS

Oklahoma ended the 1970s with two Big 8 Tournament Championships out of the final three years. The 1977 title was the first for OU in the conference's postseason tournament and it came after it won the regular season title as well. In 1979, the Sooners once again claimed the postseason championship after finishing third in the regular season.

October 30, 1981 - L. DALE MITCHELL PARK DEDICATION

OU's new \$1.27 million stadium is dedicated in honor of Sooner great and longtime pro L. Dale Mitchell. The facility took Oklahoma out of Haskell Park, which was located next to Owen Field, its home since the late 1920s. After the ceremony, Mitchell, who played in three World Series, called the day his biggest thrill in the sport. The facility would later undergo a \$1.3 million expansion that was completed in 2000 and included a new locker room, renovated press box, an upper concourse and increased seating capacity. Since then, the facility has again increased seating, added an indoor hitting facility, practice field and video scoreboard.

May 1, 1988 - SEMORE NOTCHES WIN NO. 800

Semore records his 800th win at the helm of the Sooner program on May 1, 1988, as OU defeated visiting Missouri in the final game of the three game series. A year later, Semore ended his career as the Big 8 Coach of the year and a 851-370-1 record (.691).

June 11, 1994 - COHELL GUIDES SOONERS TO SECOND NATIONAL TITLE

Led by solid hitting in the championship game against Georgia Tech, Oklahoma claimed its second national title on June 11, 1994. The Sooners broke a 2-2 tie in the fifth inning with five runs en route to their fourth straight win in the tournament.

HISTORICAL TIMELINE

The 1954 Sooners pose for a team picture at Haskell Park located right next to the football stadium (pictured in background).



OU finished the CWS as the top hitting (.327) and pitching (2.37 ERA) team, while ranking second in defense with only five errors. Senior center fielder Chip Glass was named the Most Outstanding Player of the series and Ryan Minor, Rick Gutierrez, Davin Traylor and Mark Redman were all named to the All-Tournament Team. In the history of the NCAA Baseball College World Series, the University of Oklahoma is one of 13 schools to win multiple national titles.

June 2, 1995 - SOONERS MAKE NINTH CWS APPEARANCE

The Sooners make their ninth CWS appearance. OU also recorded its first back-to-back appearances since the 1975 and '76 seasons. The Sooners' nine CWS appearances ranks third amongst current Big 12 teams.

May 3, 1997 - OU CLAIMS INAUGURAL BIG 12 TOURNAMENT TITLE

In the first year of the Big 12 Conference, the Sooners defeated Texas Tech, 19-17, in the championship game to claim the first conference tournament title.

1998 - OU ESTABLISHES OFFENSIVE RECORDS

The 1998 team tied a school single game record with eight home runs against Missouri Southern, including two blasts by OU's career home run record holder Casey Bookout. The 1998 team also set season marks for total home runs (114) and homers per game (1.84).

2000 - BAJENARU SAVES 20 GAMES, EARNS FIRST TEAM ALL-AMERICA

Closer Jeff Bajenaru finished the 2000 season with 20 saves, a school record. The reliever became the program's 13th All-America first team pick. Bajenaru finished his career with 28 saves in his two years as a Sooner.

May 3, 2003 - OKLAHOMA WINS 2,000TH GAME

The OU baseball program recorded its 2,000th victory on May 3, 2003, in Norman. The Sooners reached the milestone after defeating Texas Tech, 6-1, in game two of the three-game set. OU recorded its 1,000th victory on May 2, 1977, in Norman against Bethany Nazarene, 5-1, in game one of a doubleheader.

July 15, 2005 - GOLLOWAY NAMED EIGHTH HEAD COACH

Sunny Golloway was named the eighth head baseball coach at the University of Oklahoma on July 15, 2005. His appointment was made after successful stints on the Sooner staff as an assistant and interim head coach and a strong eight-year run as the head coach at Oral Roberts. Golloway was elevated from associate head coach to interim head coach on May 1, 2005, when Larry Cochell resigned. Cochell finished his coaching career at OU with a 511-336-1 overall record (.603).

June 5, 2006 - SOONERS WIN 2006 NORMAN REGIONAL

OU wins the 2006 NCAA Norman Regional in front of 3,531 at L. Dale Mitchell Park (the second-largest crowd in the park's existence). The regional title was the fifth for OU and first since 1995. The win over Wichita State also meant that OU clinched its first appearance in an NCAA Super Regional (format originated in 1999). In the Houston Super Regional, OU dropped the best of three series, 2-1, to then-No. 1

Rice. Golloway became just the second coach in NCAA history to guide his team to a Super Regional in his first year as a head coach (Smoke Lavall - LSU, 2002). After the College World Series concluded, the Sooners' .983 fielding percentage finished as the highest mark in Division I baseball in 2006 and is the highest mark in school history. The percentage is also the second-best in NCAA history.

May 29, 2007 - IVEY NAMED ACADEMIC ALL-AMERICAN OF THE YEAR

Senior outfielder Aaron Ivey was named the ESPN the Magazine CoSIDA Academic All-American of the Year for baseball. The award is one of the most prestigious bestowed upon any college baseball player. Ivey is the first in program history to receive the award and the first Sooner to receive the honor since Stacey Dales (women's basketball) in 2002.

May 25, 2009 - SOONERS RECEIVE NO. 7 NATIONAL SEED

OU received the No. 7 national seed for the 2009 NCAA Tournament and hosted an NCAA Regional for the fourth time in 10 years. The Sooners earned the program's first national seed since the field expanded to 64 teams in 1999.

June 26, 2009 - WISE WINS JOHNNY BENCH AWARD

Senior J.T. Wise becomes the first Sooner to collect the Johnny Bench award and the second catcher in the history of the Big 12 Conference (Kelly Shoppach - Baylor, 2001). Wise was also named a consensus All-American in 2009 and the Big 12 Player of the Year while Garrett Buechele was named the Freshman of the Year.

June 14, 2010 - SOONERS MAKE 10TH CWS APPEARANCE

The Sooners top No. 1 Virginia on the road in the Charlottesville Super Regional to seal the program's 10th College World Series appearance. OU finished the campaign with a 50-18 record, the fifth time in school history to reach the 50-win plateau. The Sooners went 1-2 in the CWS and finished as the No. 5 team in the country, its highest finish since winning the 1994 National Championship.

May 26, 2013 - OKLAHOMA WINS BIG 12 TOURNAMENT CHAMPIONSHIP

The Sooners claimed their first conference title since 1997 with a 7-2 win over Kansas at Chickasaw Bricktown Ballpark in Oklahoma City. Oklahoma ran the table with a perfect 3-0 record in group play before taking down the Jayhawks in the title game. Matt Oberste went 2-for-4 with a home run and four RBI in the victory. Right-hander Jonathan Gray was named Most Outstanding Player of the tournament for his complete game shutout against Baylor in the opener on May 23. The Sooners went on to win the NCAA Blacksburg Regional with a perfect 3-0 record by defeating Virginia Tech, 10-4, on June 2.

June 6, 2013 - GRAY SELECTED THIRD OVERALL BY COLORADO

Jonathan Gray was chosen by the Colorado Rockies with the third overall pick in the MLB First Year Player Draft. He tied Bobby Witt, who was taken third by the Texas Rangers in 1985, as the highest draft pick in program history. Gray pitched 7.1 innings of two-run ball the next day in a narrow loss at top-seed LSU in the Baton Rouge Super Regional.

June 19, 2017 - SKIP JOHNSON HIRED TO LEAD OU BASEBALL

The Sooners introduced Skip Johnson as the 10th head coach in program history. After a 10-year run as an assistant coach at Texas, Johnson arrived in Norman as the pitching coach for the 2017 season. He previously worked as the head coach at Navarro College from 1994-2006 and racked up 450 wins. He won his 100th game with the Sooners during the 2021 season.

June 25, 2022 - OKLAHOMA FINISHES AS CWS RUNNER-UP

For the third time in its history, Oklahoma played for a national title, as the Sooners swept through College World Series bracket play to reach the championship series for the first time since its inception in 2003. OU spent the final six weeks of the season on the road. The Sooners won their regular season finale series at Texas Tech, swept through the Big 12 Championship to win their third Big 12 tournament title (4-0), won the NCAA Gainesville Regional (3-1) and the NCAA Blacksburg Super Regional (2-1) to make their 11th all-time appearance in the College World Series. OU defeated Texas A&M, Notre Dame and Texas A&M again in CWS bracket play, then faced Ole Miss in the CWS finals.

July 17, 2022 - HORTON BECOMES THIRD FIRST-ROUND PICK IN FIVE YEARS

Pitcher Cade Horton was drafted seventh overall in the 2022 MLB Draft by the Chicago Cubs becoming OU's highest draft selection since Jonathan Gray in 2013. A program-record 11 Sooners were selected in the 2022 MLB Draft. Pitcher Cade Cavalli was selected 22nd overall in the 2020 MLB Draft by the defending World Series champions, the Washington Nationals. He was OU's second first-round pick in a three-year span. Kyler Murray was taken ninth overall in the 2018 MLB Draft by the Oakland Athletics. Murray was later selected first overall in the 2019 NFL Draft by the Arizona Cardinals.

COACHING AWARDS

1951 National Coach of the Year.....Jack Baer
 1972 District Coach of the Year Enos Semore
 1975 District Coach of the Year Enos Semore
 1989 Big Eight Coach of the Year Enos Semore
 1994 National Coach of the Year.....Larry Cochell
 1994 Big Eight Coach of the Year Larry Cochell
 2022 Central Region Coach of the Year.....Skip Johnson
 2024 Big 12 Coach of the Year.....Skip Johnson
 2024 Central Region Coach of the Year Skip Johnson

BY WINNING PERCENTAGE

Coach	Tenure	-----Overall-----			
		W	L	T	Pct.
Bill Owen	1923-26	42	13	0	.764
Lawrence Haskell	1927-41	176	74	2	.702
Enos Semore	1968-89	851	370	1	.697
Sunny Golloway	2005-2013	346	181	1	.655
Larry Cochell	1991-2005	511	336	1	.603
Skip Johnson	2018-present	229	153	0	.599
Bennie Owen	1906-22	142	102	4	.581
Stan Meek	1990	31	26	0	.544
Pete Hughes	2014-17	128	107	1	.542
Jack Baer	1942-67	281	250	0	.529

BY VICTORIES

Coach	-----Overall-----		----Conference----	
	W - L - T	Pct.	W - L - T	Pct.
Enos Semore	851-370-1	.697	297-129-0	.697
Larry Cochell	511-336-1	.603	223-163-1	.578
Sunny Golloway	346-181-1	.655	103-86-1	.545
Jack Baer	281-250-0	.529	192-136-0	.585
Skip Johnson	229-153-0	.599	85-65-0	.567
Lawrence Haskell	176-74-2	.702	89-29-1	.752
Bennie Owen	142-102-4	.581	N/A	N/A
Pete Hughes	128-107-1	.542	44-51-0	.463
Bill Owen	42-13-0	.764	18-5-0	.783
Stan Meek	31-26-0	.544	9-15-0	.375




BENNIE OWEN

Tenure 1906-1922
 Overall Record..... 142-104-4 (.581)
 Conference RecordNA



BILL OWEN

Tenure 1923-1926
 Overall Record..... 42-13 (.764)
 Conference Record 18-5 (.783)




LAWRENCE HASKELL

Tenure 1927-1941
 Overall Record..... 176-74-2 (.702)
 Conference Record 89-29-1 (.752)



JACK BAER

Tenure 1942-1967
 Overall Record..... 281-250 (.529)
 Conference Record 192-136 (.585)



ENOS SEMORE

Tenure 1968-1989
 Overall Record..... 851-370-1 (.697)
 Conference Record 297-129 (.697)



STAN MEEK

Tenure 1990
 Overall Record..... 31-26 (.544)
 Conference Record9-15 (.375)



LARRY COCHELL

Tenure 1991-2005
 Overall Record..... 511-336-1 (.603)
 Conference Record223-163-1 (.578)



SUNNY GOLLOWAY

Tenure 2005-2013
 Overall Record..... 346-181-1 (.655)
 Conference Record 116-97-1 (.542)



PETE HUGHES

Tenure 2014-2017
 Overall Record 128-107-1 (.542)
 Conference Record 44-51 (.463)




SKIP JOHNSON

Tenure 2018-Present
 Overall Record..... 229-153 (.599)
 Conference Record 85-65 (.567)



Enos Semore (left) owns a program-record 851 wins and five trips to the College World Series.



BENNIE OWEN

Bennie Owen's career at the University of Oklahoma began in the fall of 1905 as the head football coach. In the following spring he became the first head coach of the OU baseball program and guided Oklahoma to a 10-6 record; the program's first winning season.

Despite not fielding a team in 1908 and having the 1917 season cancelled due to World War I, Owen was able to amass a record of 142-104-4 over his 15 seasons at the helm, giving him a .581 winning percentage. Owen and his team had their most successful season in 1915 with a 17-4 record.

Owen remained the football coach at OU through 1926. He finished his career with a 122-54-16 record. The university named its playing field after him, Owen Field. He also coached the basketball team to a 113-49 record from 1908-21.

Along with his coaching duties, Owen served as the university's Director of Athletics from 1907-34 and later as the Intramural Director from 1934-50.

Owen and his wife Nina had three children; all daughters. He passed away in Houston on February 26, 1970 at the age of 94.



BILL OWEN

The brother of Bennie Owen, Bill took over the Sooner baseball program in 1923 and coached it until 1926. During that four-year stretch, Owen led Oklahoma to a 42-13 record, recording the highest winning percentage among the program's coaches at .764.

Bill and Bennie's brother Ted was also the head athletic trainer for the Sooners in the 1920s.

Owen and his wife Laura lived in Norman until his death at 81.

LAWRENCE HASKELL (Top)

Lawrence "Jap" Haskell served as baseball coach, freshman and assistant football coach and Director of Athletics during his tenure at Oklahoma. From 1927-41, he compiled a record of 176-74-2 on the diamond, including a 89-29-1 mark in conference games. Haskell was the Sooner athletic director from 1941-47.


Haskell coached OU to eight Big Six conference titles, including his first season in 1927 with a 12-5 record. Under his direction, the Sooners won a then-record 18 games and claimed a Big Six championship in 1936.

In the United States Navy, Haskell attained the rank of Lieutenant Commander during World War II.

As a student, he lettered four years in football at end and four years in baseball as an outfielder.

Prior to the opening of L. Dale Mitchell Park in 1982, the Sooners played their home games at Haskell Park, named in his honor, located next to Memorial Stadium.

Haskell and his wife Thyra had two daughters, LaRue and Joyce. He passed at age 65 in Tulsa on February 10, 1964.



JACK BAER (Second From Top)

The Sooners won their first National Championship in 1951 with seventh-year head coach Jack Baer at the helm. Baer took the reigns of the program in 1942, but was without a team from 1943-45 due to World War II, in which he served as a Lieutenant in the Navy. For his career, he totaled a 281-250 record. Baer guided Oklahoma to six conference championships during his 23-year run.

OU participated in its first NCAA Tournament under his direction in 1947. Four years later, despite losing its first six games, Baer's squad won a program-record 19 games en route to winning the Big Seven and the National Championship over Vanderbilt in Omaha, Neb.

Baer lettered in baseball under coach Haskell from 1936-38. He also played for the Sooner football team as an All-Big Six quarterback and record-setting punter and kicker. Professionally, Baer played in the minor leagues for the Boston Red Sox and Boston Braves in the Southern Association and Eastern League.

Following his days coaching the Sooners, Baer stayed on as the equipment manager for Oklahoma's football team until 1985.

Baer and his wife Katherine had one daughter, Nancy. He passed away on March 8, 2002 at the age of 87.



ENOS SEMORE (Second From Bottom)

Enos Semore took over for Jack Baer in 1968 and stayed at the helm through the 1989 season. He is Oklahoma's all-time winningest coach with a record of 851-370-1. Semore led Oklahoma to five straight College World Series from 1972-76 and collected a program-record 62 wins in 1976. During his Sooner career, his teams won six conference titles. In his final season of 1989, he was named the Big Eight Coach of the Year.

Prior to his tenure at Oklahoma, Semore spent five seasons as the

head coach at Bacone (OK) Junior College where he compiled a 152-22 record. In 1967, his team won the National JUCO Championship. Semore and his wife Mary have three children; Lee, Janie and Scott.

STAN MEEK

In one season as head coach, Stan Meek put together a 31-26 record in 1990. He was elevated to interim head coach in January of that year upon Enos Semore's resignation. Meek had been the Sooners' pitching coach from 1977-89.

Meek was a left-handed starter for Oklahoma from 1972-74 and helped the Sooners reach the College World Series in each of those seasons. He was drafted by the St. Louis Cardinals in 1974 and played in their farm system for four seasons, reaching Double-A in 1976.

Meek and his wife Gina have two children; Paige and Jay.

LARRY COHELL (Bottom)

The Sooners won their second National Championship in 1994 with Larry Cochell at the helm, for which he was named the National Coach of the Year. From 1991-2005, he coached Oklahoma to a 511-336-1 record before resigning during the 2005 season. Cochell's teams reached the College World Series in 1992, 1994 and 1995, won the 1997 Big 12 Tournament and reached eight NCAA Regionals.

For his career, Cochell amassed a record of 1,307-791-4. Prior to his arrival in Norman, he had head coaching stints at Emporia State (1967-69), Creighton (1970-71), Cal State-Los Angeles (1972-76), Oral Roberts (1977-86), Northwestern (1987), Cal State Fullerton (1988-90). Cochell led ORU to the CWS in 1978 and Fullerton in 1988 and 1990.

Cochell, who played collegiately and earned his degree at Arizona State, and his wife Fran have two sons Craig and Chad; both letterman on the Sooner baseball team.

SUNNY GOLLOWAY

In nine seasons as the head coach at Oklahoma, Sunny Golloway produced a 346-181-1 record and guided the Sooners to the 2013 Big 12 Tournament Championship. He first served as an assistant at OU from 1992-95, helping the team win its second National Championship in 1994.

Golloway began his head coaching career with an eight-year run at Oral Roberts from 1996-03. He returned to Norman in 2004 to become an assistant coach and took over as interim head coach during the 2005 season before being promoted to head coach for 2006.

Golloway left Oklahoma in June 2013 after reaching the NCAA Super Regionals and accepted the head coaching position at Auburn.

He and his wife Charlotte have three children; Sunni Kate, Taylor and Callen.

PETE HUGHES

Pete Hughes was named the ninth head coach in program history for the 2014 season. Hughes landed his first head coaching job in 1997 at Trinity (TX) University. After two seasons, he moved on to Boston College, where he stayed through the 2006 season. Hughes took over Virginia Tech in 2007 and guided the Hokies to the NCAA Regionals in 2010 and 2013, when they hosted and faced the Sooners in the Regional Championship.

At Oklahoma, Hughes's teams finished third twice in the Big 12 and reached the NCAA tournament in his final season as the two-seed at the 2017 Louisville Regional; finishing with a 35-24 overall record.

A native of Brockton, Mass., Hughes and his wife Debby have five children; Thomas, Hal, Dominic, Grace and P.J. He graduated from Davidson in 1990 where he played third base as well as quarterback for the football team.

SKIP JOHNSON

After a season as the Sooners' pitching coach in 2017, Skip Johnson was introduced as the 10th head coach in Oklahoma baseball history in 2018. In his first season, Johnson led OU to the finals of the NCAA Tallahassee Regional, and has guided the Sooners to four NCAA Tournament appearances and the 2022 College World Series championship series.

Johnson originally arrived in Norman after 25 years of coaching in the state of Texas. He spent 10 seasons on Augie Garrido's staff at Texas, including four seasons as the associate head coach. Prior to that, he was at Navarro College, including 13 seasons as the head coach, where he accumulated 450 wins and 13 NJCAA Regionals.

As a player, Johnson's collegiate career began at Ranger (Texas) College before a season at North Texas and a season at UT-Pan American, where he earned his bachelor's in 1990. He later earned a master's in education from UT-Tyler in 1993.

Johnson, a native of Denton, Texas, and his wife Cathy have two sons, Tyler and Garrett.

ALL-TIME RESULTS

Year	Overall W-L-T	Conference W-L-T	Place	Coach	Year	Overall W-L-T	Conference W-L-T	Place	Coach
1898	2-1	-	NA	None	1968	13-14	10-8	3rd	Enos Semore
1899	2-1-1	-	NA	None	1969	23-10	17-4	2nd	Enos Semore
1900	1-3	-	NA	None	1970	20-17	10-9	4th	Enos Semore
1901	No team				1971	24-11	13-8	T-2nd	Enos Semore
1902	No team				1972#*	35-17	12-8	1st	Enos Semore
1903	1-3	-	NA	None	1973#*	48-12	17-4	1st	Enos Semore
1904	No team				1974#*	43-8	18-3	1st	Enos Semore
1905	4-5-1	-	NA	None	1975#*	52-10	15-3	1st	Enos Semore
1906	10-6	-	NA	Bennie Owen	1976#	62-19	4-2	2nd	Enos Semore
1907	12-5	-	NA	Bennie Owen	1977#**	37-11	9-1	T-1st	Enos Semore
1908	No team				1978*	39-20	10-2	1st	Enos Semore
1909	13-4	-	NA	Bennie Owen	1979#^	36-27	12-8	T-3rd	Enos Semore
1910	11-9	-	NA	Bennie Owen	1980	33-24-1	8-10	5th	Enos Semore
1911	11-6	-	NA	Bennie Owen	1981	40-15	11-13	5th	Enos Semore
1912	6-6-1	-	NA	Bennie Owen	1982#	35-25	11-6	3rd	Enos Semore
1913	11-6	-	NA	Bennie Owen	1983	39-20	18-6	2nd	Enos Semore
1914	12-7-1	-	NA	Bennie Owen	1984#	42-15	14-4	2nd	Enos Semore
1915	17-4	-	NA	Bennie Owen	1985#	55-14	18-6	2nd	Enos Semore
1916	7-9	-	NA	Bennie Owen	1986#*	44-21	19-3	1st	Enos Semore
1917	No team				1987#	42-20	17-7	2nd	Enos Semore
1918	10-6	-	NA	Bennie Owen	1988#	45-21	16-8	2nd	Enos Semore
1919	6-7	-	NA	Bennie Owen	1989#	44-19	18-6	3rd	Enos Semore
1920	5-8-1	-	NA	Bennie Owen	1990	31-26	9-15	7th	Stan Meek
1921	6-9-1	-	NA	Bennie Owen	1991#	40-23	13-11	2nd	Larry Cochell
1922	5-10	-	NA	Bennie Owen	1992#	43-24	17-7	T-1st	Larry Cochell
1923	12-4	-	NA	Bill Owen	1993	31-24	13-14	5th	Larry Cochell
1924	9-3	-	NA	Bill Owen	1994 #	50-17	21-9	2ND	LARRY COCHELL
1925*	11-2	10-1	NA	Bill Owen	1995#	42-16	21-7	1st	Larry Cochell
1926*	10-4	8-4	NA	Bill Owen	1996	32-25	14-12	3rd	Larry Cochell
1927*	12-5	12-5	NA	Lawrence Haskell	1997#^	39-20	18-11	4th	Larry Cochell
1928	7-9	-	NA	Lawrence Haskell	1998#	42-20	17-11	4th	Larry Cochell
1929	9-7-1	5-6	4th	Lawrence Haskell	1999	30-29	12-18	8th	Larry Cochell
1930*	11-4-1	9-3-1	T-1st	Lawrence Haskell	2000#	41-23	20-10	3rd	Larry Cochell
1931*	10-1	6-1	T-1st	Lawrence Haskell	2001	25-33-1	13-16-1	7th	Larry Cochell
1932	5-7	1-3	5th	Lawrence Haskell	2002#	35-27	15-12	4th	Larry Cochell
1933*	11-5	3-2	T-1st	Lawrence Haskell	2003	23-31	10-17	7th	Larry Cochell
1934	15-3	4-2	NA	Lawrence Haskell	2004#	38-24	19-8	2nd	Larry Cochell
1935*	14-3	7-0	1st	Lawrence Haskell	2005#	35-26	14-13	5th	Cochell/Golloway
1936*	18-3	6-0	T-1st	Lawrence Haskell	2006#§	45-22	17-10	3rd	Sunny Golloway
1937	13-5	6-1	6th	Lawrence Haskell	2007	34-24	11-16	7th	Sunny Golloway
1938	12-6	6-2	2nd	Lawrence Haskell	2008#	36-26-1	9-17-1	8th	Sunny Golloway
1939*	14-5	9-1	1st	Lawrence Haskell	2009#%	43-20	17-10	2nd	Sunny Golloway
1940*	16-5	9-1	1st	Lawrence Haskell	2010#\$	50-18	15-10	2nd	Sunny Golloway
1941	9-6	6-2	2nd	Lawrence Haskell	2011#	41-19	14-11	3rd	Sunny Golloway
1942	17-7	6-1	2nd	Jack Baer	2012#\$	42-25	13-10	4th	Sunny Golloway
1943-45	No records (World War II)				2013#\$	43-21	13-11	4th	Sunny Golloway
1946*	17-3	5-1	1st	Jack Baer	2014	29-29	8-16	8th	Pete Hughes
1947#*	15-13	7-4	1st	Jack Baer	2015	34-27	13-11	3rd	Pete Hughes
1948	7-14	5-9	6th	Jack Baer	2016	30-27-1	11-13	5th	Pete Hughes
1949	10-10	7-5	2nd	Jack Baer	2017	35-24	12-11	3rd	Pete Hughes
1950	14-8	7-5	3rd	Jack Baer	2018#	38-25	14-10	4th	Skip Johnson
1951 #*	19-9	10-1	1ST	JACK BAER	2019	33-22	11-13	T-6th	Skip Johnson
1952	7-14	4-7	6th	Jack Baer	2020**	14-4	0-0	N/A	Skip Johnson
1953#*	11-11	7-2	1st	Jack Baer	2021	27-28	11-13	T-5th	Skip Johnson
1954	12-8	8-4	2nd	Jack Baer	2022#\$\$	45-24	15-9	T-2nd	Skip Johnson
1955#*	13-10	9-1	1st	Jack Baer	2023#	32-28	11-13	T-6th	Skip Johnson
1956#*	11-7	7-2	1st	Jack Baer	2024#%*	40-21	23-7	1st	Skip Johnson
1957	10-8	9-6	2nd	Jack Baer	Overall				2,770-1,624-12
1958	12-8	11-5	3rd	Jack Baer	Big 12 (1997-2024)				386-327-2
1959	12-11	7-10	5th	Jack Baer	Big 8 (1958-'96)				506-292
1960	13-10	12-7	3rd	Jack Baer	Big 7 (1948-'57)				73-42
1961	10-15	9-10	5th	Jack Baer	Big 6 (1929-'47)				95-30-1
1962	9-17	8-13	7th	Jack Baer	* Conference Champion ^ Conference Tournament Champion				
1963	14-10	13-5	2nd	Jack Baer	# NCAA Regionals § NCAA Super Regionals % NCAA National Seed				
1964	17-10	13-8	2nd	Jack Baer	# HEAVY BOLD National Champions Bold College World Series				
1965	7-20	6-15	8th	Jack Baer	**2020 season shortened due to COVID-19 pandemic				
1966	13-11	11-6	2nd	Jack Baer					
1967	11-16	11-9	3rd	Jack Baer					

ALL-TIME STATISTICS

YEAR	AVG.	HR	SB	ERA	SV	SO	FLD%	E
1949	.236	9	39	3.30	na	75	na	na
1950	.273	13	54	5.10	na	98	.945	48
1951	.232	8	25	3.94	na	82	.936	46
1952	.271	6	28	7.97	na	85	.908	76
1953	.258	18	19	5.52	na	78	.945	42
1954	.256	11	25	4.06	na	100	.954	38
1955-61	Statistics Unavailable							
1962	.225	9	20	4.89	na	105	na	na
1963	.237	10	17	2.91	na	124	na	na
1964	.266	19	na	3.81	na	174	na	na
1965	.224	7	17	5.77	na	139	na	na
1966	.233	7	20	3.94	na	139	na	na
1967	.223	11	11	3.42	na	163	na	na
1968	.241	9	14	4.47	na	124	na	na
1969	.276	23	na	2.93	na	172	na	na
1970	.259	20	45	3.71	na	190	.961	46
1971	.275	19	29	2.27	na	248	.954	45
1972	.268	19	49	2.86	na	340	.946	88
1973	.320	35	106	1.92	13	460	.961	78
1974	.330	18	121	2.32	na	364	.962	70
1975	.300	35	192	2.08	8	481	.965	78
1976	.318	40	168	2.78	12	489	.964	112
1977	.322	40	52	3.36	7	300	.955	79
1978	.295	29	113	2.66	9	337	.938	132
1979	.310	53	112	4.62	4	273	.936	143
1980	.297	77	45	4.19	1	283	.936	139
1981	.328	75	51	4.09	6	326	.959	78
1982	.289	52	63	5.10	6	322	.955	98
1983	.317	60	67	4.57	4	394	.947	115
1984	.338	63	64	3.62	7	402	.961	81
1985	.310	91	125	4.15	9	463	.969	77
1986	.341	95	155	6.14	8	351	.958	100
1987	.355	92	127	5.58	5	499	.948	115
1988	.308	66	143	5.54	8	475	.940	145
1989	.332	76	168	5.52	12	421	.960	94
1990	.307	61	77	5.85	11	383	.950	105
1991	.324	83	86	5.31	12	403	.963	83
1992	.307	83	91	4.99	13	437	.966	85
1993	.322	55	83	6.58	10	214	.961	84
1994	.319	69	18	4.08	19	479	.969	82
1995	.312	68	93	4.01	11	455	.967	76
1996	.330	52	104	6.57	16	352	.957	102
1997	.344	73	86	5.91	16	352	.957	102
1998	.335	114	70	6.25	11	548	.971	67
1999	.309	74	44	6.25	16	420	.970	69
2000	.315	57	87	4.74	21	436	.962	96
2001	.298	52	69	5.48	5	367	.953	110
2002	.297	76	76	4.86	13	470	.958	99
2003	.275	38	91	5.15	12	356	.957	91
2004	.286	41	73	4.25	12	352	.971	71
2005	.294	49	64	4.77	14	426	.967	79
2006	.323	54	85	5.05	13	480	.983	43
2007	.305	37	96	4.74	13	466	.966	74
2008	.312	54	74	5.29	12	429	.966	81
2009	.317	91	66	5.09	16	495	.973	65
2010	.307	105	98	3.76	17	535	.976	62
2011	.313	41	79	3.00	12	450	.973	61
2012	.262	36	77	3.31	15	521	.968	85
2013	.282	32	62	2.95	13	533	.971	72
2014	.287	30	47	4.37	10	444	.960	91
2015	.283	39	50	3.39	12	524	.966	82
2016	.268	47	56	4.41	10	432	.977	51
2017	.271	51	37	4.40	11	531	.978	49
2018	.276	47	44	4.01	18	608	.973	63
2019	.266	29	29	3.92	12	479	.979	44
2020**	.279	18	32	2.85	6	222	.986	9
2021	.287	63	46	5.84	6	567	.969	61
2022	.293	73	145	5.38	15	644	.972	71
2023	.284	47	116	5.95	16	417	.969	68
2024	.311	73	94	5.04	9	564	.968	69

OU BATTING CHAMPIONS

1929	Bud Haswell	.316	1933	Ray Hayward	.387	
1930	Johnny May	.396	1984	John Toal	.440	
1931	Bus Wall	.436	1985	Rusty McGinnis	.349	
1932	Ralph Brand	.410	1986	Kevin Burdick	.439	
1933	Doyle Tolleson	.360	1987	Chris Ebright	.460	
1934	Ray Myers	.454	1988	Chris Ebright	.400	
1935	Johnny Hunter	.386	1989	Mark Cole	.382	
1936	Gordon Clarke	.393	1990	S. Campbell	.415	
1937	Dale Simpson	.385	1991	Marty Neff	.390	
1938	Jack Riley	.344	1992	Brian Eldridge	.382	
1939	Herb Scheffler	.407	1993	Greg Norton	.370	
1940	Victor Lasater	.420	1994	Darvin Traylor	.363	
1941	W. Stephenson	.392	1995	Bobby Brown	.362	
1942	Dale Mitchell	.420	1996	Bobby Brown	.384	
-----				1997	Casey Bookout	.387
1943-45 No records (WWII)				1998	Casey Bookout	.405
-----					Derek Wathan	.405
1946	Dale Mitchell	.507	1999	Rick Park	.368	
1947	Johnny Chyz	.363	2000	Tom Whiteman	.360	
1948	Delbert Holt	.304	2001	Greg Dobbs	*.428	
1949	Bob Stephenson	.350	2002	Jason Frantz	.356	
1950	Hank Jones	.349	2003	Eddie Cornejo	.393	
1951	Gene Sheets	.303	2004	Ole Sheldon	.367	
1952	John Redell	.433	2005	Ryan Rohlinger	.345	
1953	Buster Cloud	.393	2006	Ryan Rohlinger	.387	
1954	Buster Cloud	.311	2007	Joe Dunigan	.352	
1955	Dan Brown	.314	2008	Milke Gosse	.368	
1956	Bob Burr	.400	2009	J.T. Wise	.359	
1957	Dave Clary	.314	2010	Garrett Buechele	.359	
1958	Don Nipp	.333	2011	Cameron Seitzer	.358	
1959	Bob Hembree	.421	2012	Max White	.337	
1960	Bob Hembree	.370	2013	Matt Oberste	.373	
1961	George Kernek	.346	2014	Mac James	.330	
1962	Buzz McDonald	.317	2015	Kolbey Carpenter	*.360	
1963	Eddie Peach	.370	2016	Sheldon Neuse	.369	
1964	Tom Lindsey	.337	2017	Steele Walker	.333	
1965	Denny Hopkins	.312	2018	Steele Walker	.352	
1966	Jay Cronley	.313	2019	Tyler Hardman	.306	
1967	Ron Rowell	.290	2020**	Tanner Tredaway	.374	
1968	S. Harrington	.344	2021	Tyler Hardman	.397	
1969	Mike Swenton	.327	2022	Tanner Tredaway	.370	
1970	Bobby Jack	.333	2023	Dakota Harris	.328	
1971	Mike Swenton	.327	2024	Easton Carmichael	.366	
1972	Bobby Jack	.346	* - Big 12 Batting Champion			
1973	Kenny King	.372				
1974	Keith Drumright	.391				
1975	Bill Severns	.341				
1976	Greg Stitzinger	.345				
1977	Gary Thweatt	.329				
1978	Rob Robison	.361				
1979	Dickie Sewell	.388				
1980	Ray Hayward	.387				
1981	Greg Carlton	.392				
1982	Kevin Bates	.320				

**2020 season ended after 18 games due to COVID-19 pandemic



SUCCESS ON THE NATIONAL SCENE

Oklahoma has made 41 NCAA Tournament appearances in its history. The Sooners have won 13 regional titles, played in five Super Regionals and appeared in 11 College World Series. Overall, OU is 98-84 in the NCAA postseason, including a 6-5 record in 2022 (CWS), a 6-3 mark in 2010 (CWS) an 8-0 mark in 1994 (national champions) and a 7-0 mark in 1951 (national champions) on the road to the College World Series in Omaha.

During the 1970s, OU advanced to five consecutive College World Series (1972-76), compiling a 19-12 record in those five postseasons.

In 2006, Oklahoma advanced to its first Super Regional at No. 1 Rice, since the tournament format changed in 1999. The Sooners also won the 2010 Charlottesville Super Regional over No. 1 Virginia and appeared in the 2012 Columbia and 2013 Baton Rouge Super Regionals.

The 2006 season also marked OU's first time hosting a NCAA Regional in Norman at L. Dale Mitchell Park. The stadium opened in 1982 after the Sooners had twice hosted a regional at Haskell Park in 1975 and 1977. OU had also hosted NCAA regionals in Oklahoma City.

In 2009, Oklahoma was awarded its first national seed in the NCAA tournament (No. 7).

**1947
NCAA DISTRICT TOURNAMENT**

Oklahoma A&M	W, 6-2
Texas	L, 9-10

**1951
NCAA DISTRICT TOURNAMENT CHAMPS**

Houston	W, 5-2
Houston	W, 6-5
Houston	W, 2-1

 **NCAA COLLEGE WORLD SERIES CHAMPIONS**

Ohio State	W, 9-8
Springfield College	W, 7-1
Southern California	W, 4-1
Tennessee	W, 3-2

**1953
NCAA DISTRICT TOURNAMENT**

Houston	W, 7-4
Houston	L, 7-8
Houston	L, 3-5

**1955
NCAA DISTRICT TOURNAMENT**

Oklahoma A&M	W, 3-0
Oklahoma A&M	L, 3-6
Oklahoma A&M	L, 2-6

**1956
NCAA DISTRICT TOURNAMENT**

North Dakota State	L, 3-8
--------------------	--------

**1972
NCAA DISTRICT TOURNAMENT CHAMPS**

Tulsa	W, 6-3
Tulsa	W, 5-4

NCAA COLLEGE WORLD SERIES

Temple	W, 2-1 (13)
Arizona State	L, 0-1
Texas	L, 1-7

**1973
NCAA DISTRICT TOURNAMENT CHAMPS**

Creighton	W, 8-1
Tulsa	W, 4-1
Tulsa	W, 5-3 (14)

NCAA COLLEGE WORLD SERIES

Minnesota	L, 0-1
Penn State	W, 6-0
Texas	L, 2-10

**1974
NCAA DISTRICT TOURNAMENT CHAMPS**

Tulsa	W, 6-2
Tulsa	W, 5-4

NCAA COLLEGE WORLD SERIES

Northern Colorado	W, 10-1
Miami (Fla.)	L, 1-5
Texas	L, 4-10

**1975
NCAA DISTRICT TOURNAMENT CHAMPS**

Texas A&M	W, 6-4
Tulsa	L, 3-4
Texas A&M	W, 5-4
Tulsa	W, 2-1

Tulsa	W, 8-5
-------	--------

NCAA COLLEGE WORLD SERIES

Texas	L, 2-4
Cal State Fullerton	W, 11-4
Eastern Michigan	W, 7-0
Arizona State	L, 0-1

**1976
NCAA SOUTH CENTRAL REGIONAL CHAMPIONS**

Miami (Fla.)	W, 11-3
Texas	W, 3-2
Texas	L, 5-6
Texas	W, 4-1

NCAA COLLEGE WORLD SERIES

Washington State	L, 1-6
Arizona	L, 2-10

**1977
NCAA SOUTH CENTRAL REGIONAL**

Michigan	W, 3-1
Southern Illinois	L, 3-7
Michigan	L, 2-5

**1979
NCAA MIDWEST REGIONAL**

Arizona	L, 1-8
Indiana State	W, 9-2
Hawaii	L, 8-12

**1982
NCAA CENTRAL REGIONAL**

Ohio State	W, 5-2
Texas	L, 0-8
Florida State	W, 7-6
Eastern Michigan	L, 2-9

**1984
NCAA CENTRAL REGIONAL**

Nevada-Las Vegas	L, 1-2
Lamar	L, 3-4

**1985
NCAA CENTRAL REGIONAL**

Lamar	W, 9-1
Grambling	W, 5-2
Texas	L, 4-9
Lamar	L, 5-7

**1986
NCAA SOUTH I REGIONAL**

Eastern Kentucky	W, 21-14
LSU	L, 5-8
Tulane	L, 5-14

**1987
NCAA CENTRAL REGIONAL**

Sam Houston State	L, 1-5
Texas	L, 5-10

**1988
NCAA WEST II REGIONAL**

Pepperdine	L, 1-10
Arizona State	L, 6-13

**1989
NCAA WEST I REGIONAL**

Loyola Marymount	W, 5-2
Long Beach State	L, 4-11

NCAA TOURNAMENT

Loyola Marymount L, 5-6

1991 NCAA SOUTH REGIONAL

South Alabama L, 4-5
LSU L, 3-4

1992 NCAA MIDEAST REGIONAL CHAMPS

UCLA W, 4-3
Mississippi State L, 6-9
Clemson W, 7-6
Mississippi State W, 10-6
UCLA W, 10-0

NCAA COLLEGE WORLD SERIES

Texas L, 3-15
Wichita State W, 8-4
Texas L, 5-8



1994 NCAA CENTRAL REGIONAL CHAMPS

Arkansas State W, 10-3
Stanford W, 10-4
Texas W, 15-4
Texas W, 6-3



NCAA COLLEGE WORLD SERIES CHAMPIONS

Auburn W, 5-4
Arizona State W, 4-3
Arizona State W, 6-1
Georgia Tech W, 13-5



1995 NCAA MIDWEST II REGIONAL CHAMPS

Indiana State W, 9-6
Texas W, 13-9
Auburn W, 9-8
Auburn W, 3-1

NCAA COLLEGE WORLD SERIES

Florida State L, 2-3
Southern California L, 4-9



1997 NCAA SOUTH I REGIONAL

Long Beach State L, 0-1
LSU L, 3-14

1998 NCAA ATLANTIC II REGIONAL

Delaware W, 6-3
Rutgers W, 9-7
Florida State L, 2-23
Auburn L, 8-9

2000 NCAA OKLAHOMA CITY REGIONAL

Oral Roberts W, 6-5
UCLA L, 5-10
Oral Roberts W, 9-7
UCLA L, 3-11

2002 NCAA WICHITA STATE REGIONAL

Arkansas L, 5-8
Wichita State L, 4-8

2004 NCAA OKLAHOMA CITY REGIONAL

UCLA L, 1-9
Central Conn. State W, 6-1
UCLA L, 7-17

2005 NCAA OXFORD REGIONAL

Southern Miss W, 5-4
Mississippi L, 3-7
Maine W, 11-10
Mississippi L, 5-20

2006 NCAA NORMAN REGIONAL CHAMPS

TCU L, 5-6
Houston W, 8-6
TCU W, 15-6
Wichita State W, 12-7
Wichita State W, 7-6

NCAA HOUSTON SUPER REGIONAL

Rice L, 4-10
Rice W, 11-5
Rice L, 5-9

2008 NCAA TEMPE REGIONAL

Vanderbilt W, 8-5
Arizona State L, 3-15
Vanderbilt W, 11-10
Arizona State L, 0-12

2009 NCAA NORMAN REGIONAL

Wichita State W, 5-4
Arkansas L, 6-17
Washington State W, 7-2
Arkansas L, 0-11

2010 NCAA NORMAN REGIONAL CHAMPS

Oral Roberts W, 7-6
North Carolina W, 7-6
North Carolina W, 3-2

NCAA CHARLOTTESVILLE SUPER REGIONAL CHAMPS

Virginia L, 2-3
Virginia W, 10-7
Virginia W, 11-0

NCAA COLLEGE WORLD SERIES

South Carolina W, 4-3
Clemson L, 4-6
South Carolina L, 2-3



2011 NCAA FORT WORTH REGIONAL

Dallas Baptist L, 2-3 (10)
Oral Roberts L, 0-7

2012 NCAA CHARLOTTESVILLE REGIONAL CHAMPS

Appalachian State L, 4-5
Army W, 2-1 (10)
Virginia W, 5-4
Appalachian State W, 14-6
Appalachian State W, 5-2

NCAA COLUMBIA SUPER REGIONAL

South Carolina L, 0-5
South Carolina L, 1-5

2013 NCAA BLACKSBURG REGIONAL CHAMPS

Coastal Carolina W, 7-3
Connecticut W, 5-3 (12)
Virginia Tech W, 10-4

NCAA BATON ROUGE SUPER REGIONAL

LSU L, 0-2
LSU L, 1-11

2017 NCAA LOUISVILLE REGIONAL

Xavier W, 7-2
Louisville L, 1-11
Xavier L, 0-11

2018 NCAA TALLAHASSEE REGIONAL

Mississippi State W, 20-10
Samford W, 4-0
Mississippi State L, 5-13
Mississippi State L, 1-8

2022 NCAA GAINESVILLE REGIONAL CHAMPS

Liberty W, 16-3
Florida W, 9-4
Florida L, 2-7
Florida W, 5-4

NCAA BLACKSBURG SUPER REGIONAL CHAMPS

Virginia Tech W, 5-4
Virginia Tech L, 8-14
Virginia Tech W, 11-2

NCAA COLLEGE WORLD SERIES

Texas A&M W, 13-8
Notre Dame W, 6-2
Texas A&M W, 5-1
Ole Miss L, 3-10
Ole Miss L, 2-4



2023 NCAA CHARLOTTESVILLE REGIONAL

East Carolina L, 5-14
Army W, 10-2
East Carolina L, 5-8

2024 NCAA Norman Regional

Oral Roberts W, 14-0
UConn L, 1-4
Duke W, 4-3
UConn W, 6-4
UConn L, 1-7

No NCAA Tournament held in 2020 due to COVID-19 pandemic

THE AUTOMATIC BID

The Sooners have taken advantage of the automatic bid route on five occasions (1977, 1979, 1997, 2013 and 2022). Upon its departure, Oklahoma was the only Big 12 team to qualify for every Big 12 conference tournament since the event was established in 1997.

OU ended the 1970s with two Big 8 Tournament Championships out of the final three years. The 1977 title was the first for OU in the conference's postseason tournament, and it came after the Sooners won the regular season title as well. In 1979, the Sooners once again claimed the postseason championship after finishing third in the regular season.

In the first year of the Big 12 Conference, the Oklahoma defeated Texas Tech, 19-17, in the championship game to claim the league's first tournament title. OU won the Big 12 Championship again in 2013 with a perfect 4-0 mark and a 7-2 defeat of Kansas in the title game. In 2022, the Sooners went 4-0 again, knocking off Texas 8-1 in the finals en route to the College World Series and a CWS runner-up finish.

1976

Missouri	L, 2-4
Nebraska	W, 15-5
Oklahoma State	W, 2-1
Missouri	W, 8-0
Iowa State	W, 9-4
Missouri	L, 3-5

1977

BIG EIGHT TOURNAMENT CHAMPIONS

Kansas	W, 5-0
Missouri	W, 13-6
Missouri	W, 16-6

1978

Kansas	W, 2-1
Missouri	L, 3-4
Oklahoma State	L, 6-8

1979

BIG EIGHT TOURNAMENT CHAMPIONS

Nebraska	W, 7-6
Missouri	W, 10-7
Nebraska	W, 9-7

1980

Nebraska	L, 6-13
Missouri	L, 1-6

1982

Nebraska	W, 12-8
Oklahoma State	L, 6-7
Nebraska	W, 8-2
Oklahoma State	L, 3-5

1983

Kansas State	W, 6-2
Iowa State	W, 7-6
Oklahoma State	L, 1-3
Nebraska	W, 2-1
Oklahoma State	W, 10-8
Oklahoma State	L, 7-13

1984

Nebraska	W, 17-12
Missouri	W, 5-2
Nebraska	L, 4-13
Oklahoma State	W, 18-11

1985

Nebraska	L, 4-13
Oklahoma State	W, 5-3
Nebraska	L, 4-19
Oklahoma State	W, 14-8

1986

Missouri	W, 7-5
Oklahoma State	L, 7-12
Oklahoma State	L, 3-9

1987

Nebraska	W, 11-4
Oklahoma State	W, 9-4
Oklahoma State	L, 6-15
Oklahoma State	L, 6-9

1988

Missouri	W, 12-6
Oklahoma State	L, 1-15
Missouri	W, 7-2
Oklahoma State	W, 7-6
Oklahoma State	L, 5-9

1989

Missouri	L, 8-10
Iowa State	W, 14-12
Missouri	L, 6-8

1991

Missouri	W, 9-3
Oklahoma State	L, 3-4
Missouri	W, 5-0
Oklahoma State	L, 4-6

1992

Iowa State	W, 5-1
Oklahoma State	W, 15-6
Oklahoma State	L, 2-3
Oklahoma State	L, 5-13

1993

Kansas	L, 0-4
Kansas State	W, 11-7
Nebraska	L, 14-19

1994

Nebraska	L, 2-3
Missouri	W, 15-2
Iowa State	W, 5-3
Nebraska	W, 21-4
Oklahoma State	L, 3-6

1995

Kansas	L, 1-2(12)
Oklahoma State	L, 7-9(11)

1996

Iowa State	W, 14-4
Oklahoma State	L, 11-16
Missouri	L, 11-20



TERRY BOGENER ▲

Terry Bogener was a member of the 1977 Big 8 All-Tournament team, the same season the Sooners claimed their first postseason conference championship.

CONFERENCE TOURNAMENTS



◀ JONATHAN GRAY

Jonathan Gray pitched a complete game, three-hit shut-out against Baylor in the 2013 Big 12 Tournament opener on his way to Most Outstanding Player as the Sooners claimed their second Big 12 Tournament title.

Overall Record	84-78
Big 8	38-34
Big 12	46-44

Opponents:	(Big 12)
Baylor	3-6 (3-6)
Iowa State	6-0 (n/a)
Kansas	7-3 (5-1)
Kansas State	7-3 (5-3)
Missouri	15-12 (4-5)
Nebraska	11-8 (0-4)
Oklahoma State	15-27 (9-6)
Texas	3-6 (3-6)
Texas A&M	4-4 (4-4)
TCU	1-2 (1-2)
Texas Tech	10-4 (10-4)
West Virginia	2-2 (2-2)

1997 BIG 12 TOURNAMENT CHAMPIONS

Texas A&M	L, 3-11
Texas Tech	W, 5-3
Missouri	W, 16-7
Oklahoma State	W, 10-5
Texas Tech	W, 19-17

1998

Texas Tech	L, 1-5
Texas A&M	W, 10-4
Oklahoma State	W, 9-4
Texas Tech	L, 3-4

1999

Texas A&M	W, 10-5
Nebraska	L, 7-14
Texas A&M	L, 3-10

2000

Oklahoma State	W, 9-8
Missouri	W, 12-6
Nebraska	L, 1-3
Nebraska	L, 1-6

2001

Texas Tech	L, 5-17
Texas	W, 9-7
Texas Tech	W, 4-3
Texas A&M	L, 1-10

2002

Oklahoma State	W, 11-3
Texas A&M	W, 9-1
Texas	L, 1-2
Texas	L, 5-8

2003

Texas A&M	L, 2-11
Oklahoma State	W, 4-2
Texas	L, 4-5

2004

Missouri	L, 5-9
Texas Tech	W, 3-1
Baylor	L, 4-14 (7)

2005

Missouri	L, 7-8
Nebraska	L, 3-6

2006

Kansas	L, 2-7
Missouri	L, 0-11
Oklahoma State	W, 21-6

2007

Missouri	W, 7-2
Oklahoma State	W, 9-8
Baylor	L, 6-7

2008

Texas A&M	W, 4-1
Missouri	W, 4-3
Texas	L, 10-11

2009

Texas Tech	W, 5-2
Texas A&M	L, 15-17
Missouri	L, 4-5

2010

Kansas	W, 3-2
Baylor	L, 3-8
Kansas State	W, 13-2

2011

Kansas State	L, 3-5
Texas Tech	W, 3-1
Kansas State	L, 3-4

2012

Oklahoma State	W, 1-0
Baylor	W, 3-2
Baylor	W, 7-2
Missouri	L, 7-8

2013 BIG 12 TOURNAMENT CHAMPIONS

Baylor	W, 2-0
Texas Tech	W, 8-0
Kansas State	W, 7-6(11)
Kansas	W, 7-2

2014

Oklahoma State	L, 4-13
Texas Tech	W, 9-8
Oklahoma State	L, 8-11

2015

Kansas State	L, 3-7
West Virginia	W, 6-1
Kansas State	W, 3-1
Oklahoma State	L, 1-5

2016

West Virginia	L, 0-6
Kansas State	W, 13-7
Texas Tech	W, 17-4 (7)
West Virginia	L, 1-11 (7)

2017

Texas	L, 4-8
TCU	L, 4-9

2018

Baylor	L, 0-4
Texas	W, 3-1
Kansas	W, 4-2
Baylor	L, 3-10

2019

Baylor	L, 2-8
TCU	L, 3-15

2021

Oklahoma State	L, 5-9
Texas	L, 1-4

2022 BIG 12 TOURNAMENT CHAMPIONS

West Virginia	W, 6-4
Texas Tech	W, 6-3
Kansas State	W, 4-3
Texas	W, 8-1

2023

Oklahoma State	W, 9-5
Texas Tech	L, 9-10
Oklahoma State	L, 3-8

2024

TCU	W, 4-0
Kansas	W, 7-5
Kansas	W, 8-6
Oklahoma State	L, 3-9


No Big 12 Championship held in 2020 due to COVID-19 pandemic

SOONER ALL-AMERICANS

1951	Jack Shirley, P.....	Second Team%
1952	Gene Sheets, 2B.....	Second Team %
1953	Gene Sheets, 2B.....	First Team%
1963	Eddy Peach, OF.....	Third Team%
1972	Bobby Jack, 2B.....	First Team%
	Jackson Todd, P.....	Third Team%
1973	Mike Umfleet, 2B.....	Second Team%
	Joe Simpson, OF.....	Third Team%
	Jackson Todd, P.....	Third Team%
1974	Keith Drumright, 2B.....	Second Team%
	Kenny King, DH.....	Second Team%
	Stan Meek, P.....	Third Team
1975	Bob Shirley, P.....	Third Team
	Bill Severns, OF.....	Honorable Mention%
	Mike Umfleet, 2B.....	Honorable Mention%
1976	Kelly Snider, 1B.....	First Team
	Keith Drumright, 2B.....	Second Team%
1977	Mark Nipp, P.....	Second Team%
1978	Mark Nipp, P.....	Second Team
1979	Nick Capra, 2B.....	First Team
1981	Ray Hayward, P/1B.....	Third Team
1983	Ray Hayward, P.....	First Team
1985	Bobby Witt, P.....	First Team
	Steve Peters, P.....	Second Team%*
1986	Kevin Burdick, 2B/DH.....	First Team%
	Kevin Pearson, SS.....	Third Team
1987	Chris Ebricht, OF.....	Second Team*
1988	Todd Butler, OF.....	Third Team*
1991	Marty Neff, OF.....	Second Team*
	Brian Eldridge, 2B.....	First Team%&
1992	Greg Norton, 3B.....	Second Team#
1993	Rich Hills, SS.....	Second Team#
1994	Rick Gutierrez, 2B.....	First Team
	Rich Hills, SS.....	Second Team
1995	Mark Redman, P.....	First Team&#
	Javier Flores, C.....	First Team#
	Rich Hills, SS.....	Second Team&
1996	Javier Flores, C.....	Second Team#
	Damon Minor, 1B.....	Honorable Mention#
1997	Javier Flores, C.....	First Team+
	Brian Shackelford, UT.....	Third Team#
1998	Casey Bookout, 1B.....	Third Team#&*
	Geoff Geary, P.....	Third Team#
	Derek Wathan, SS.....	Third Team#&
1999	Casey Bookout, 1B.....	Second Team
2000	Jeff Bajenaru, P/UT.....	First Team#%
	Greg Dobbs, OF/1B.....	Second Team&*#
2001	J.T. Wise, C.....	First Team#
2009	Jamie Johnson, OF.....	Third Team%&
	Ryan Duke, P.....	Third Team#
2010	Garrett Buechele, 3B.....	Second Team*
	Michael Rocha, P.....	Second Team&
2011	Tyler Ogle, C.....	Third Team*
2013	Jonathan Gray, P.....	First Team*#%
	Matt Oberste, 1B/DH.....	Second Team&
	Sheldon Neuse, SS.....	First Team@#!
2016	Steele Walker, OF.....	Second Team%&
2018	Tyler Hardman, 1B.....	First Team%#!
2021	Peyton Graham, SS.....	First Team*@#
2022	Jake Bennett, LHP.....	Second Team@
	Trevin Michael, RHP.....	Second Team@
2024	Easton Carmichael, C.....	Third Team#




Jack Shirley
RHP, 1951




Gene Sheets
2B, 1952-53




Eddy Peach
OF, 1963




Bobby Jack
2B, 1972




Jackson Todd
P, 1972-73




Mike Umfleet
2B, 1973/75



Joe Simpson
OF, 1973



Keith Drumright
2B, 1974/76




Kenny King
DH, 1974



Stan Meek,
LHP, 1974



Bob Shirley
P, 1975




Bill Severns
OF, 1975



Kelly Snider
1B, 1976




Mark Nipp
P, 1977-78



Nick Capra
2B, 1979



Ray Hayward
P/1B, 1981/83




Bobby Witt
RHP, 1985



Steve Peters
P, 1985




Kevin Burdick
2B/DH, 1986



Kevin Pearson
SS, 1986

ALL-AMERICANS



Chris Ebright
OF, 1987




Todd Butler
OF, 1988



Marty Neff
OF, 1991




Brian Eldridge
2B, 1992




Greg Norton
3B, 1993




Rich Hills
SS, 1993-95




Rick Gutierrez
2B, 1994



Mark Redman
LHP, 1995




Javier Flores
C, 1995-97




Damon Minor
1B, 1996



Brian Shackelford
UT, 1997



Casey Bookout
1B, 1998-99



Geoff Geary
P, 1998



Derek Wathan
SS, 1998



Jeff Bajenaru
P, 2000



Greg Dobbs
1B/OF, 2001



J.T. Wise
C, 2009



Jamie Johnson
OF, 2009



Ryan Duke
P, 2009



Garrett Buechele
3B, 2010



Michael Rocha
RHP, 2011



Tyler Ogle
C, 2011



Jonathan Gray
RHP, 2013



Matt Oberste
1B/DH, 2013



Sheldon Neuse
SS/UT, 2016



Steele Walker
OF, 2018



Tyler Hardman
1B, 2021



Peyton Graham
SS, 2022



Jake Bennett
LHP, 2022



Easton Carmichael
DH, 2024

FRESHMAN ALL-AMERICANS

1997	Rick Park, DH/UT	First Team* &
2000	Austin Mix, P	First Team* &
2002	Matt Bose, 3B	First Team &
	David Purcey, P	First Team &
2005	Kody Kaiser, OF	Second Team*
2007	Aaron Baker, 1B	First Team*
2009	Garrett Buechele, 3B	First Team &
2010	Max White, OF	First Team* & #
2011	Dillon Overton, LHP	Third Team*
2013	Craig Aikin, OF	First Team &
	Jacob Evans, LHP	First Team &
	Anthony Hermelyn, C	First Team &
2014	Sheldon Neuse, IF/RHP	First Team* &
2016	Domenic DeRenzo, C	First Team &
	Jake Irvin, RHP	First Team &
	Steele Walker, OF	First Team &
2018	Levi Prater, LHP	First Team &
2019	Ben Abram, RHP	First Team &
2020	Jake Bennett, LHP	First Team &
2020	Peyton Graham, 3B	First Team &
2022	Cade Horton, RHP	First Team* @

KEY

% ABCA * Baseball America & Collegiate Baseball News
NCBWA * Baseball Weekly + Sporting News @ DIBaseball
! Perfect Game

SOONER PROFESSIONAL ALUMNI

According to university records, the following players have played in Major League Baseball or its minor league affiliates. Corrections and additions are welcome and should be addressed to the OU Athletics Communications Office.

* Participated in at least one MLB game // # First Round Draft Pick // \$ MLB All-Star Selection



Dane Acker	Corey Copping	Scott Hamilton	Zach Lekse	Jackie Parrish	Mike Smedes
Vincenzo Aiello	Eddie Cornejo	Alec Hansen	Ron Leon	Valentino Pascucci*	Burch Smith*
Craig Aikin	Tim Cossins	Austin Hansen	Tom Lindsey	Garrett Patterson	Doug Smith
Chase Anderson*	Darron Cox*	Tyler Hardman	Brady Lindsly	Kevin Pearson	Kevin Smith
Jeff Andra	Jimmy Crooks	David Harrigan	Aaron Looper*	Wayne Pechek	Kelly Snider
Jack Armstrong*#\$	Jeff Cross*	Cade Harris	Hector Lorenzana	Steve Peters*	Michael Snyder
Jeff Bajenaru*	Alex Daniele	Dakota Harris	Kevin Lovingier	Lannie Phillips	Mark Soto
Aaron Baker	Braden Davis	Drew Harrison	David Luethy	Carson Pierce	John Spikerman
Keach Ballard	Kyle Denney*	Corey Hart	Bryce Madron	Elmer Ponder*	Gary Springer
Glen Bannister	Greg Dobbs*	Matt Harughty	Damien Magnifico*	Levi Prater	Brett Squires
Jason Bartlett*	John Douglas	Mickey Hatcher*	Chass Martinez	Joe Price*	Glenn Sullivan
Kevin Bates	Andrew Doyle	Ray Hayward*#	Renae Martinez	David Purcey*#	Bob Stephenson*
Jake Bennett	Keith Drumright*	Mike Hensley	Byron Mathews	Russell Raley	Greg Stitzinger
Rick Bennett	Ryan Duke	Anthony Hermelyn	Zack Matthews	Javier Ramos	Mike Swenton#
Connor Berry	Joe Dunigan	Bryant Hernandez	Jack Mayfield*	Lane Ramsey	Mike Swindell
Mike Berry	Tom Eaton	Willy Hill	Jarod McAuliff	Mark Redman*#\$	Tim Swob
Buddy Blair	Chris Ebricht	Rich Hills	Jake McCarter	Chuck Redmond	Robert Tasin
Elliott Blair	Jay Eddings	Bruce Hinz	Paul McCurtain	Craig Reid#	Heath Taylor
Danny Black	Thor Edgell	Cade Horton	Daniel McCutchen*	Aaron Reza	Cody Thomas
Terry Bogener*	Brian Eldridge	Lee Hover	Lyndall McDaniel*\$	Jay Reynolds	Tommy Thompson
Brent Bohrofen	Jake Elliott	Chris Howard*	Rusty McGinnis*	Garret Richards*#	Art Toal
Britt Bonneau	Chris Ellison	Antwonie Hubbard	Thomas McIlraith	Jim Richardson	John Toal
Casey Bookout	Mike Empting	Jeff Hughes	Stan Meek	Ralph Rickey#	Jackson Todd*
Casey Brown	Jeremy Erben	Joseph Hughes	Casey Mendenhall	Mark Roberts	Tanner Tredaway
Dick Brown	Jacob Evans	Jim Huslig	Frank Meraz	Blake Robertson	Kyle Tyler*
John Brownell	Jason Evans	Billy Irions#	Trevin Michael	J.R. Robinson	Mike Umfleet
Mike Brumley*	Braidyn Fink	Jake Irvin*	Buster Mills*	Darrell Rodgers	Jim Vaiana
Connor Buchmann	Eddie Fisher*\$	Keith Isaacs	Damon Minor*	Blake Rogers	Ryan Van Horn
Bucky Buckles	Jake Fisher	Bobby Jack	Ryan Minor*	Ryan Rohlinger*	De Wayne Vaughn*
Garrett Buechele	Javier Flores	Richard Jacobs	Billy Mitchell	Jimmy Rollins	Joe Victory
Chris Burgin	Mike Ford	Danny Jackson*\$	L. Dale Mitchell*\$	Matt Ruebel*	Curtis Voyles
Kevin Burdick	Clifton Foster	Chris Jakubauskus*	Jose Montenegro	Rudy Rufer*	Steele Walker
Brad Burns	Tim Fox	Mac James	Scott Moore	Jason Ruffcorn	Tim Walton
Caleb Bushyhead	Jason Franz	David Johnson	Carl Morton*	John Russell*#	Billy Waltrip
Todd Butler	George Frazier*	Jamie Johnson	Don Morris	Dee Sanders*	Brylie Ware
Scott Campbell	Carter Frederick	Joe Jordan	Zach Neal*	David Sandlin	Derek Wathan
Ethan Carnes	Jamie Gann	John Jordan	Marty Neff	Mike Santiago	Gary Weese
Nick Capra*	Scott Garnder	Jeff Kaye	Sheldon Neuse*	Will Savage	Tommy Whiteman
Kolbey Carpenter	Ralph Garza*	Korey Keling	Breen Newcomer	Doug Schaeffer	Derrick White*
Kevin Castleberry	Geoff Geary*	George Kernek*	Jackson Nicklaus	Kevin Schaeffer	J.T. Wise
Chuckie Caufield	Brendan Girton	Austin Kerns	Mark Nipp	Kevin Schula	Jerry Whittaker
Cade Cavalli*	Chip Glass	Bryan King	Greg Norton*	Don Schwall*\$	Nathan Wiles
Rocky Cherry*	Jaret Godman	Kevin King*	Matthew Oberste	Mike Seal	Jackson Williams*#
Adam Choplick	Tyler Gooch	Jim Koehler	Tyler Ogle	Jay Searcy	Jeff Williams
Jason Chowning	Mike Gosse	John Kosenski	Steven Okert*	Cameron Seitzer	Paul Williams#
Drew Christmon	Peyton Graham	Zak Krislock	Wyatt Olds	Tyson Seng	Reggie Willits*
Ucal Clanton*	Jonathan Gray*#	Gary Krug*	Kevin Olsen*	Bill Severns#	Toby Wilmot
Dera Clark	Evan Greusel	Marty Kunkler	JB Olson	Brian Shackelford*	Bobby Witt*#
Marvin Cobb	Rick Gutierrez	Roger LaFrancois*	Russell Ortiz*\$	Chris Shaw	Spencer Wyman
Mark Cole	Tony Gwinn	Ryan Lambert	Paul Oster	Ole Sheldon	Stan Zaltsman
Sherman Collins	Chris Haggard	Mickey Lashley	Dillon Overton*	Bob Shirley*#	Jesse Zepeda
Steve Connelly*	Ronnie Hall	Robert Lavender	Mike Pace	Bobby Shore	
Austin Coose	Keith Hamilton	Les Layton*	Ken Palmer	Joe Simpson*	

Team USA Alumni



1974	Keith Drumright, CNT	1995	Brian Schackelford, CNT
1974	Stan Meek, CNT	2017	Steele Walker, CNT
1976	Terry Bogener, CNT	2017	Jake Irvin, CNT (Alternate)
1981	John Russell, CNT	2019	Cade Cavalli, CNT
1984	Bobby Witt, CNT/Olympics	2024	Kyson Witherspoon, CNT
1984	Steve Peters, World Cup		Malachi Witherspoon, CNT
1986	Kevin Burdick, CNT		
1987	Chris Ebricht, International Cup		

CNT - Collegiate National Team

ALL-TIME MLB DRAFT PICKS

Year	Rd.	Pick	Name, Pos.	Team	Year	Rd.	Pick	Name, Pos.	Team	Year	Rd.	Pick	Name, Pos.	Team
1967	41	750	Michael Burns, OF	Indians	1983	1	10	Ray Hayward, LHP	Padres	1994	2	60	Jerry Whitaker, OF	White Sox
1968	1	15	Ralph Rickey, OF	Cubs	1983	3	62	Kevin Castleberry, 2B	Braves	1994	7	197	Bucky Buckles, RHP	Rangers
1968	43	852	Eddie Williams, LHP	Orioles	1983	5	121	Billy Hinz, RHP	Tigers	1994	25	698	Kevin Lovinger, LHP	Cardinals
1970	25	584	Richard Brown, LHP	Padres	1983	30	728	Mike Santiago, LHP	Mets	1994	28	773	Ricky Gutierrez, 2B	Indians
1970	28	656	Ronald Hall, LHP	Dodgers	1983	1 (6sc)	22	Paul Williams, OF	Astros	1994	37	1025	Chip Glass, OF	Indians
1970	1 (6sc)	4	Mike Swenton, OF	Indians	1983	1 (6sc)	14	Philip Reid, SS	Padres	1994	48	1320	Rich Hills, SS	Braves
1971	1 (1sc)	8	Mike Swenton, OF	Giants	1983	3 (6sc)	50	Kight Higgins, RHP	Giants	1995	1	13	Mark Redman, LHP	Twins
1971	1 (6sc)	2	Mike Swenton, OF	Cardinals	1984	17	443	Jay Searcy, 3B	Orioles	1995	4	103	Russ Ortiz, RHP	Giants
1972	3	59	Robert Jack, 1B	Braves	1984	20	515	Mike Santiago, LHP	Braves	1995	7	189	Ryan Minor, 1B	Mets
1972	22	518	Richard Jacobs, LHP	Dodgers	1984	38	799	Darrell Rodgers, RHP	Pirates	1995	19	525	Damon Minor, 1B	Mets
1973	2	38	Jackson Todd, RHP	Mets	1985	1	3	Bobby Witt, RHP	Rangers	1995	20	537	Rich Hills, SS	Padres
1973	3	66	Joe Simpson, OF	Dodgers	1985	5	124	Steve Peters, LHP	Cardinals	1995	24	652	Steve Connelly, RHP	Athletics
1973	6	137	Glenn Bannister, C	Red Sox	1985	7	174	Jeff Kaye, C	Phillies	1995	25	689	Tim Walton, RHP	Phillies
1973	16	377	Lanny Phillips, 3B	Red Sox	1985	13	321	Kevin Pearson, SS	Mariners	1995	45	1246	Toby Wilmot, LHP	Twins
1973	22	512	Michael Ford, 3B	Cardinals	1985	14	341	Russ McGinnis, 1B	Brewers	1996	8	229	Javier Flores, C	Royals
1974	12	274	Billy Severns, OF	Yankees	1985	16	394	Darrell Rodgers, RHP	Giants	1996	12	357	Joe Victery, RHP	Mariners
1974	15	349	Stan Meek, LHP	Cardinals	1985	16	394	Darrell Rodgers, RHP	Giants	1996	12	342	Damon Minor, 1B	Giants
1974	25	542	Timothy Fox, RHP	Indians	1985	19	472	Joe Jordan, C	Giants	1996	14	425	Jamie Gann, OF	Diamondbacks
1975	5	104	Bob Shirley, LHP	Giants	1985	22	551	Jay Reynolds, RHP	Rangers	1996	14	425	Jamie Gann, OF	Diamondbacks
1975	8	192	Jacky Parish, C	Dodgers	1985	25	638	Keith Hamilton, RHP	Astros	1996	23	671	Jesse Zepeda, 2B	Tigers
1975	8	179	Mickey Lashley, RHP	White Sox	1985	2 (6sc)	47	Dave Johnson, RHP	Angels	1996	33	981	Ryan Minor, 3B	Orioles
1975	11	244	Robert Umfleet, SS	Cubs	1986	8	202	Kevin Pearson, SS	Reds	1997	3	88	Jeff Andra, LHP	Giants
1975	13	303	Frank Newcomer, LHP	Red Sox	1986	11	266	John Toal, 2B	Giants	1997	10	305	Javier Flores, C	Athletics
1975	15	344	Douglas, Schaeffer, RHP	Giants	1986	17	442	Scott Hamilton, RHP	Cardinals	1997	17	531	Brian Shackelford, LHP	Indians
1975	1 (6sc)	15	Billy Severns, OF	Brewers	1986	22	570	Stan Zaltsman, LHP	Cardinals	1997	41	1236	Geoff Geary, RHP	Brewers
1975	2 (1sc)	35	Chuck Redmon, SS	Cardinals	1986	23	575	Jim Richardson, 3B	Indians	1998	2	70	Derek Wathan, SS	Marlins
1975	3 (1sc)	64	Billy Severns, OF	Giants	1986	33	789	Sherm Collins, RHP	Blue Jays	1998	7	207	Clint Smith, RHP	Tigers
1976	4	91	George Kunkler, LHP	Dodgers	1986	6 (1rg)	134	Jeff Hughes, OF	Giants	1998	13	400	Paul McCurtain, RHP	Marlins
1976	4	79	Keith Drumright, 2B	Cubs	1987	1	18	Jack Armstrong, RHP	Reds	1998	13	377	Brian Shackelford, OF	Royals
1976	7	163	Kelly Snider, 1B	Dodgers	1987	13	326	Sherm Collins, RHP	Dodgers	1998	15	446	Jose Montenegro, 3B	Brewers
1976	9	196	George Frazier, RHP	Brewers	1987	18	450	Kevin Burdick, 2B	Pirates	1998	15	434	Geoff Geary, RHP	Phillies
1976	24	564	Mickey Lashley, RHP	Dodgers	1987	29	738	Glenn Sullivan, 1B	Cubs	1998	21	615	Casey Bookout, 1B	Athletics
1976	25	577	Wayne Pecheck, OF	Giants	1988	2	53	Mike Hensley, RHP	Cardinals	1998	23	677	Corey Hart, 2B	Royals
1976	1 (1sc)	8	Bob Shirley, LHP	Padres	1988	12	292	Chris Ebright, OF	Padres	1998	26	790	Kevin Olsen, RHP	Marlins
1976	10 (1sc)	105	Karl Schroeder, LHP	White Sox	1988	23	581	Chris Burgin, RHP	Orioles	1998	27	820	Willy Hill, OF	Marlins
1976	4 (1sc)	81	Daniel Massari, 1B	Indians	1988	34	882	Marvin Cobb, RHP	Expos	1999	9	278	Casey Bookout, 1B	Reds
1977	4	102	Joe Price, LHP	Reds	1989	5	134	Darron Cox, C	Reds	1999	15	450	Val Pascucci, RHP	Expos
1977	5	124	Mickey Hatcher, OF	Dodgers	1989	7	175	Marvin Cobb, RHP	Angels	1999	25	770	Ryan Van Horn, C	Cubs
1977	8	195	Roger LaFrancois, C	Red Sox	1989	15	395	Mark Cole, SS	Tigers	1999	26	797	Kyle Denney, RHP	Indians
1977	11	282	Michael Pace, OF	Phillies	1989	18	460	Chris Ebright, OF	Cubs	1999	36	1089	Jeff Bajenaru, RHP	White Sox
1977	17	417	Terry Bogener, OF	White Sox	1989	36	935	Paul Oster, OF	Yankees					
1977	29	689	Gene Krug, 1B	Cubs	1989	36	924	John Douglas, OF	Phillies					
1978	6	150	Terry Bogener, OF	Rangers	1990	7	188	Kevin King, LHP	Mariners					
1978	6	136	Douglas Smith, RHP	Mariners	1990	23	631	Jim Huslig, RHP	Giants					
1978	7	177	Mark Nipp, RHP	Dodgers	1991	3	97	Matt Ruebel, LHP	Pirates					
1978	11	272	Arthur Toal, 2B	Tigers	1991	5	149	Marty Neff, OF	Pirates					
1978	17	420	Donald Morris, OF	Athletics	1991	6	165	Derrick White, 1B	Expos					
1978	25	608	Lee Hover, OF	Reds	1991	15	402	Korey Keling, RHP	Angels					
1979	3	69	Nick Capra, 2B	Rangers	1991	22	586	James Koebler, 1B	Rangers					
1979	12	306	David Harrigan, C	Phillies	1991	30	789	Scott Campbell, OF	Expos					
1979	22	565	Davis Luethy, SS	Royals	1991	32	842	Drew Christmon, OF	Tigers					
1979	28	704	Scott Gardner, RHP	Orioles	1992	3	92	Byron Mathews, OF	White Sox					
1979	28	692	Tommy Thompson, C	Braves	1992	6	172	Cliff Foster, RHP	Athletics					
1980	9	224	Scott Gardner, RHP	Astros	1992	12	344	Jason Evans, 3B	White Sox					
1981	14	338	Frank Meraz, OF	Mariners	1992	17	476	Casey Mendenhall, RHP	Tigers					
1981	1 (6sc)	6	Billy Irions, RHP	Phillies	1992	23	629	Zak Krislock, RHP	Astros					
1982	1	13	John Russell, C	Phillies	1992	45	1267	Tim Cossins, C	Pirates					
1982	12	295	Ray Hayward, LHP	Pirates	1993	2	59	Greg Norton, 3B	White Sox					
1982	33	788	Mike Empting, C	Giants	1993	8	221	Drew Christmon, OF	Tigers					
1982	42	826	Kevin Bates, 2B	Giants	1993	13	368	Brian Eldridge, 2B	Athletics					
					1993	16	451	Tim Cossins, C	Rangers					
					1993	22	627	Ricky Gutierrez, 2B	Brewers					

(1rg) - January Draft // (1sc) - January Secondary // (6sc) - June Secondary



Bobby Witt was selected third overall in the 1985 MLB Draft.

ALL-TIME MLB DRAFT PICKS

Year	Rd.	Pick	Name, Pos.	Team
2000	6	187	Tommy Whiteman, SS	Astros
2000	24	717	Zach Leske, SS	Dodgers
2001	10	190	Rocky Cherry, RHP	Phillies
2001	50	1470	Chris Haggard, C	Brewers
2002	8	243	Jason Fransz, OF	Cubs
2002	9	271	Denver Kitch, SS	Dodgers
2002	13	390	Jason Bartlett, SS	Padres
2002	14	423	Rocky Cherry, RHP	Cubs
2002	43	1297	Curtis White, LHP	Athletics
2002	17	503	Evan Greusel, RHP	Marlins
2003	7	210	Reggie Willits, OF	Angels
2003	10	305	Buddy Blair, LHP	Cardinals
2003	13	392	Eddie Cornejo, SS	Athletics
2003	17	514	David Purcey, LHP	Yankees
2003	31	923	Spencer Wyman, C	Marlins
2003	44	1302	Curtis White, LHP	Rangers
2004	1	16	David Purcey, LHP	Blue Jays
2004	7	217	Jarod McAuliff, RHP	Athletics
2004	8	231	Mark Roberts, RHP	Rangers
2004	14	424	Ole Sheldon, 1B	Astros
2004	27	814	Casey Brown, RHP	Astros
2004	29	855	Daniel McCutchen, RHP	Rays
2004	29	854	Mike Swindell, RHP	Mets
2005	7	229	Garrett Patterson, LHP	Yankees
2005	12	380	Daniel McCutchen, RHP	Cardinals
2005	21	650	Ryan Rohlinger, SS	Cardinals
2005	50	1491	Tyler Gooch, RHP	Phillies
2006	6	176	Ryan Rohlinger, SS	Giants
2006	13	404	Daniel McCutchen, RHP	Yankees
2006	21	644	Russell Raley, 2B	Yankees
2006	26	787	Will Savage, RHP	Phillies
2006	26	773	Kody Kaiser, 2B	Dodgers
2006	27	817	John Brownell, RHP	Phillies
2006	39	1184	Kevin Smith, 1B	Yankees
2006	39	1172	Chuckie Cuafield, OF	Brewers
2006	49	1569	Ryan Mottern, RHP	Indians
2007	1s	43	Jackson Williams, C	Giants
2007	5	165	Joe Dunigan, OF	Mariners
2007	10	317	Heath Taylor, LHP	Indians
2007	21	660	Stephen Porlier, RHP	Athletics
2007	21	654	Aaron Reza, SS	Red Sox
2007	26	813	Brad Burns, RHP	Mets
2008	23	703	Mike Gosse, 2B	Tigers
2009	1s	42	Garrett Richards, RHP	Angels
2009	4	124	Andrew Doyle, RHP	Rangers
2009	5	157	J.T. Wise, C	Dodgers
2009	7	210	Jamie Johnson, OF	Tigers
2009	9	277	Bryant Hernandez, SS	Dodgers
2009	9	276	Chase Anderson, RHP	Diamondbacks
2009	11	325	Aaron Baker, 1B	Pirates
2009	26	793	Matthew Harugthy, 2B	White Sox
2009	26	785	Antwonie Hubbard, RHP	Indians
2010	14	437	Danny Black, 2B	Marlins
2010	17	527	Zach Neal, RHP	Marlins
2010	18	556	Garrett Buechele, 3B	Rangers
2010	22	661	Jeremy Erben, RHP	Diamondbacks
2010	28	843	Jason Chowning, RHP	Astros
2011	9	284	Tyler Ogle, C	Dodgers
2011	11	360	Cameron Seitzer, 1B	Rays
2011	14	447	Garrett Buechele, 3B	Giants
2011	14	443	Burch Smith, RHP	Padres
2011	25	781	Ryan Duke, RHP	Phillies

Year	Rd.	Pick	Name, Pos.	Team
2011	26	811	Michael Rocha, RHP	Phillies
2011	28	850	Jordan John, LHP	Astros
2011	33	1002	Tyson Seng, RHP	Mets
2011	39	1174	Chris Ellison, OF	Diamondbacks
2011	41	1233	Bobby Shore, RHP	Mariners
2011	46	1407	Elliott Blair, OF	Giants
2012	4	148	Steven Okert, LHP	Giants
2012	5	185	Damien Magnifico, RHP	Brewers
2012	6	214	Jordan John, LHP	Tigers
2012	23	724	Andrew Harrison, RHP	Tigers
2012	29	897	Caleb Bushyhead, SS	Angels
2013	1	3	Jon Gray, RHP	Rockies
2013	2	63	Dillon Overton, LHP	Athletics
2013	7	206	Matt Oberste, 1B	Mets
2013	12	349	Billy Waltrip, LHP	Rockies
2013	21	644	Ethan Carnes, LHP	Yankees
2013	22	664	Jake Fisher, LHP	Dodgers
2014	6	187	Mac James, C	Rays
2014	11	325	Connor Buchmann, RHP	Mets
2014	32	948	Adam Choplick, LHP	White Sox
2014	37	1124	Hector Lorenzana, SS	Red Sox
2015	4	109	Anthony Hermelyn, C	Astros
2015	6	191	Jacob Evans, LHP	Cardinals
2015	13	401	Craig Aikin, OF	Cardinals
2015	14	408	Adam Choplick, LHP	Rangers
2015	15	463	Chris Shaw, C	Orioles
2015	19	564	Robert Tasin, RHP	Phillies
2015	20	599	Thomas McIlraith, RHP	Mets
2015	26	769	Ralph Garza, RHP	Astros
2015	31	942	Corey Copping, RHP	Dodgers
2015	33	979	Kolbey Carpenter, 2B	Astros
2015	37	1107	Blake Rogers, RHP	Padres
2016	2	49	Alec Hansen, RHP	White Sox
2016	2	58	Sheldon Neuse, 3B	Nationals
2016	13	401	Cody Thomas, OF	Dodgers
2016	15	446	Jake Elliott, RHP	White Sox
2016	19	579	Alex Daniele, RHP	Rangers
2017	10	297	JB Olson, RHP	White Sox
2017	21	625	Devon Perez, RHP	Angels
2017	28	839	Vincenzo Aiello, RHP	Marlins
2017	33	982	Renae Martinez, C	Diamondbacks
2018	1	9	Kyler Murray, OF	Athletics
2018	2	46	Steele Walker, OF	White Sox
2018	4	131	Jake Irvin, RHP	Nationals
2018	8	252	Austin Hansen, RHP	Astros
2018	10	306	Cade Harris, OF	Rockies
2018	20	601	Kyle Tyler, RHP	Angels
2018	23	678	Lane Ramsey, RHP	White Sox
2018	26	768	Devon Perez, RHP	White Sox
2018	31	940	Connor Berry, RHP	Red Sox
2019	8	248	Nathan Wiles, RHP	Rays
2019	18	534	Jason Ruffcorn, RHP	Reds
2019	19	581	Braidyn Fink, LHP	Dodgers
2019	23	695	Brylie Ware, 3B	Cardinals
2020	1	22	Cade Cavalli, RHP	Nationals
2020	3	93	Levi Prater, LHP	Cardinals
2020	4	123	Brady Lindsly, C	Nationals
2020	4	127	Dane Acker, RHP	Athletics
2021	5	153	Tyler Hardman, 1B	Yankees
2021	7	196	Wyatt Olds, RHP	Red Sox
2021	8	235	Jason Ruffcorn, RHP	Phillies



Cade Cavalli was selected 22nd overall in the 2020 MLB Draft.

Year	Rd.	Pick	Name, Pos.	Team
2022	1	7	Cade Horton, RHP	Cubs
2022	2	45	Jake Bennett, LHP	Nationals
2022	2	52	Peyton Graham, SS	Tigers
2022	4	127	Jimmy Crooks, C	Cardinals
2022	7	224	Blake Robertson, 1B	Rays
2022	10	290	Tanner Tredaway, OF	Pirates
2022	10	297	Trevin Michael, RHP	Tigers
2022	11	325	David Sandlin, RHP	Royals
2022	17	505	Chazz Martinez, LHP	Royals
2022	18	536	Javier Ramos, RHP	Rockies
2022	19	579	Jaret Godman, RHP	Red Sox
2023	11	335	Dakota Harris, SS	Cardinals
2024	3	100	John Spikerman, OF	Phillies
2024	5	142	Braden Davis, LHP	Cardinals
2024	8	233	Ryan Lambert, RHP	Mets
2024	10	291	Bryce Madron, OF	Cardinals
2024	10	293	Brendan Girton, RHP	Mets
2024	10	304	Michael Snyder, 3B	Marlins
2024	17	520	Jackson Nicklaus, SS	Dodgers
2024	20	587	Carter Frederick, OF	Royals

HITTING RECORDS

BATTING AVERAGE

Career (Min. 250 AB)

1. Dale Mitchell, 1942-46.....	467
2. Kevin Burdick, 1986-87.....	420
3. Ron Leon, 1983-84.....	393
4. Chris Ebright, 1987-89.....	392
5. Scott Campbell, 1989-91.....	386
6. Ray Hayward, 1980-83.....	381
Casey Bookout, 1996-99.....	381
8. Bobby Brown, 1995-96.....	373
9. Willy Hill, 1995-98.....	367
Ole Sheldon, 2004.....	367
Baine Brooks, 1986-87.....	367
12. Corey Hart, 1997-98.....	364
13. Brian Eldridge, 1991-92.....	362
14. Rick Gutierrez, 1993-94.....	358
15. Derek Wathan, 1996-98.....	357
Eddie Cornejo, 2002-03.....	357
Kenny King, 1974-74.....	357
18. Rusty McGinnis, 1984-85.....	356
19. Mark Cole, 1987-89.....	353
20. Matt Oberste, 2012-13.....	352
Gary Thweatt, 1976-77.....	352

Season (Min. 100 AB)

1. Dale Mitchell, 1946.....	507
2. Chris Ebright, 1987.....	460
3. Ray Myers, 1934.....	454
4. John Toal, 1984.....	440
5. Kevin Burdick, 1986.....	439
6. Bus Wall, 1931.....	436
7. Greg Dobbs, 2001.....	428
8. Victor Lasater, 1940.....	420
Dale Mitchell, 1942.....	420
10. Scott Campbell, 1990.....	415
Ron Leon, 1984.....	415
12. Casey Bookout, 1998.....	405
Derek Wathan, 1998.....	405
14. Kevin Burdick, 1987.....	401
15. Chris Ebright, 1988.....	400

GAMES

Career

1. Brandon Zaragoza, 2017-21.....	250
2. Max White, 2010-13.....	239
3. Rich Hills, 1992-95.....	236
4. Keith Drumright, 1973-76.....	233
5. Rick Park, 1997-00.....	228
6. Terry Bogener, 1975-78.....	225
7. Kevin Pearson, 1983-86.....	224
8. Brian Shackelford, 1995-98.....	222
9. Javier Flores, 1994-97.....	218
10. Kendall Pettis.....	214
11. Casey Bookout, 1996-99.....	208
Rusel Raley, 2003-06.....	208
13. Matt Bose, 2002-05.....	204
14. Kyle Mendenhall, 2015-18.....	203
15. Tommy Thompson, 1976-79.....	202
Damon Minor, 1993-96.....	202
Caleb Bushyhead, 2009-12.....	202

Season

1. Kelly Snider, 1976.....	81
Greg Stitzinger, 1976.....	81
3. Wayne Pechek, 1976.....	77
Roger LaFrancois, 1976.....	77
Terry Bogener, 1976.....	77
6. Gary Thweatt, 1976.....	76
7. Keith Drumright, 1976.....	75
8. Mike Cunico, 1976.....	70
9. Jimmy Crooks, 2022.....	69
Tanner Tredaway, 2022.....	68
Caleb Busheyhead, 2010.....	68
Kevin Pearson, 1985.....	68

Rusty McGinnis, 1985.....	68
---------------------------	----

AT-BATS

Career

1. Brandon Zaragoza, 2017-21.....	880
2. Rich Hills, 1992-95.....	869
Max White, 2010-13.....	869
4. Keith Drumright, 1973-76.....	863
5. Rick Park, 1997-00.....	844
Brian Shackelford, 1995-98.....	844
7. Javier Flores, 1994-97.....	768
8. Terry Bogener, 1975-78.....	762
9. Kevin Pearson, 1983-86.....	759
10. Russell Raley, 2003-06.....	754
11. Craig Aikin, 2013-15.....	744
12. Garrett Buechele, 2009-11.....	737
13. Willy Hill, 1995-98.....	728
14. Casey Bookout, 1996-99.....	721
15. Kelly Snider, 1974-76.....	720

Season

1. Kelly Snider, 1976.....	302
2. Keith Drumright, 1976.....	299
3. Tanner Tredaway, 2022.....	284
4. Terry Bogener, 1976.....	277
5. Chuckie Caufield, 2006.....	271
6. Roger LaFrancois, 1976.....	270
Rick Gutierrez, 1994.....	270
8. Kevin Burdick, 1986.....	269
9. Gary Thweatt, 1976.....	268
Jack Mayfield, 2013.....	268
11. Greg Stitzinger, 1976.....	267
12. Zach Leske, 2000.....	266
13. Garrett Buechele, 2010.....	262
14. Kevin Smith, 2006.....	260
15. Darvin Traylor, 1994.....	259

HITS

Career

1. Keith Drumright, 1973-76.....	295
2. Rich Hills, 1992-95.....	290
3. Brian Shackelford, 1995-98.....	285
4. Rick Park, 1997-00.....	282
5. Casey Bookout, 1996-99.....	275
6. Max White, 2010-13.....	269
7. Willy Hill, 1995-98.....	267
8. Javier Flores, 1994-97.....	264
9. Chris Ebright, 1987-89.....	258
10. Garrett Buechele, 2009-11.....	253
11. Terry Bogener, 1975-78.....	252
12. Russell Raley, 2003-06.....	237
13. Craig Aikin, 2013-15.....	236
14. Derek Wathan, 1996-98.....	235
Mark Cole, 1987-89.....	235
16. Kevin Pearson, 1983-86.....	232
17. Brandon Zaragoza, 2017-21.....	231
18. Ryan Rohlinger, 2004-06.....	228
19. Kelly Snider, 1974-76.....	226
20. Kevin Burdick, 1986-87.....	219

Season

1. Kevin Burdick, 1986.....	118
2. Tanner Tredaway, 2022.....	105
3. Greg Dobbs, 2001.....	104
4. Keith Drumright, 1976.....	103
5. Derek Wathan, 1998.....	102
6. Kevin Burdick, 1987.....	101
7. Ryan Rohlinger, 2006.....	99
8. Willy Hill, 1998.....	98
9. Chris Ebright, 1988.....	96
10. Rick Gutierrez, 1994.....	95
Chuckie Caufield, 2006.....	95
12. Terry Bogener, 1976.....	94
Darvin Traylor, 1994.....	94
Ole Sheldon, 2004.....	94

Garrett Buechele, 2010.....	94
16. Easton Carmichael, 2024.....	93
Peyton Graham, 2022.....	93
Mike Gosse, 2008.....	93
19. Marty Neff, 1991.....	92
Greg Stitzinger, 1976.....	92

RUNS

Career

1. Chris Ebright, 1987-89.....	209
2. Brian Shackelford, 1995-98.....	205
3. Terry Bogener, 1975-78.....	198
4. Casey Bookout, 1996-99.....	193
5. Kevin Pearson, 1983-86.....	190
6. Keith Drumright, 1973-76.....	185
7. Rich Hills, 1992-95.....	184
8. Rick Park, 1997-00.....	181
9. Mark Cole, 1987-89.....	178
Willy Hill, 1995-98.....	178
11. Javier Flores, 1994-97.....	171
12. Max White, 2010-13.....	170
John Toal, 1983-86.....	170
14. Derek Wathan, 1996-98.....	169
15. Damon Minor, 1993-96.....	167
16. Kevin Burdick, 1986-87.....	163
17. Ryan Rohlinger, 2004-06.....	159
18. Bill Severns, 1972-75.....	157
19. Darron Cox, 1987-89.....	153
20. Brandon Zaragoza, 2017-21.....	149

Season

1. Kevin Burdick, 1986.....	83
2. Kevin Burdick, 1987.....	80
3. Chris Ebright, 1987.....	78
4. John Toal, 1986.....	76
Jamie Johnson, 2009.....	76
6. Peyton Graham, 2022.....	75
Derek Wathan, 1998.....	75
9. Todd Butler, 1988.....	74
Chris Ebright, 1988.....	74
Darvin Taylor, 1994.....	74
Casey Bookout, 1998.....	74
13. Jim Richardson, 1986.....	72
Baine Brooks, 1987.....	72
Britt Bonneau, 1992.....	72
16. Bobby Brown, 1996.....	71
Terry Bogener, 1976.....	71
18. Corey Hart, 1998.....	69
Ryan Rohlinger, 2006.....	69
Mark Cole, 1988.....	69
Greg Carlton, 1981.....	69

DOUBLES

Career

1. Brian Shackelford, 1995-98.....	67
2. Rich Hills, 1992-95.....	65
3. Javier Flores, 1994-97.....	59
4. Casey Bookout, 1996-99.....	57
5. Rick Park, 1997-00.....	55
6. Chris Ebright, 1987-89.....	53
Max White, 2010-13.....	53
8. Terry Bogener, 1975-78.....	51
Mark Cole, 1987-89.....	51
10. Willy Hill, 1995-98.....	49
11. Kevin Pearson, 1983-86.....	48
Kevin Burdick, 1986-87.....	48
13. Steele Walker, 2016-18.....	47
14. Tyler Hardman, 2018-21.....	45
15. Aaron Baker, 2007-09.....	44
Ray Hayward, 1980-83.....	44
17. Derek Wathan, 1996-98.....	43
18. Sheldon Neuse, 2014-16.....	42

Jackson Williams, 2005-07.....	42
Damon Minor, 1993-96.....	42
Brylie Ware, 2017-19.....	42

Season

1. Rich Hills, 1994.....	28
2. Javier Flores, 1997.....	27
Brian Shackelford, 1997.....	27
4. Michael Snyder, 2024.....	26
5. Greg Dobbs, 2001.....	25
6. Blake Robertson, 2022.....	24
Kevin Burdick, 1986.....	24
Kevin Burdick, 1987.....	24
8. Matt Anderson, 1988.....	23
Mark Cole, 1989.....	23
Andre Champagne, 1990.....	23
Mike Gosse, 2008.....	23
Corey Hart, 1998.....	23
Cade Harris, 2018.....	23
14. Chris Ebright, 1987.....	22
Robert Lavender, 1987.....	22
Marty Neff, 1991.....	22
17. Jimmy Crooks, 2022.....	21
Ray Hayward, 1983.....	21
Willy Hill, 1998.....	21
20. Glenn Sullivan, 1987.....	20
Derek Wathan, 1997.....	20
Greg Norton, 1993.....	20
Brylie Ware, 2018.....	20

TRIPLES

Career

1. Chip Glass, 1993-94.....	21
2. Terry Bogener, 1975-78.....	18
3. Willy Hill, 1995-98.....	16
4. Bill Severns, 1972-75.....	15
Baine Brooks, 1986-87.....	15
Sheldon Neuse, 2014-16.....	15
7. Keith Drumright, 1973-76.....	14
Chris Ebright, 1987-89.....	14
Byron Mathews, 1990-92.....	14
10. Jim Richardson, 1985-86.....	13
Derek Wathan, 1996-98.....	13
12. Tommy Whiteman, 1999-00.....	12
13. Mark Cole, 1987-89.....	11
John Toal, 1983-86.....	11
Kelly Snider, 1974-76.....	11

Season

1. Chip Glass, 1993.....	12
2. Tommy Whiteman, 2000.....	10
3. Chip Glass, 1994.....	9
4. Dale Mitchell, 1942.....	8
Baine Brooks, 1987.....	8
Corey Hart, 1997.....	8
7. Keith Drumright, 1976.....	7
Baine Brooks, 1986.....	7
Jim Richards, 1986.....	7
Derrick White, 1991.....	7
Willy Hill, 1997.....	7
Derek Wathan, 1997.....	7
Sheldon Neuse, 2014.....	7

HOME RUNS

Career

1. Casey Bookout, 1996-99.....	60
2. Brian Shackelford, 1995-98.....	55
3. Rick Park, 1997-00.....	51
4. John Russell, 1980-82.....	48
5. Chris Ebright, 1987-89.....	45
6. Kevin Pearson, 1983-86.....	43
7. Jeff Kaye, 1982-85.....	39
Damon Minor, 1993-96.....	39
9. Peyton Graham, 2020-22.....	34

10.	Brian Eldridge, 1991-92.....	31
11.	Ray Hayward, 1980-83.....	30
	Ryan Rohlinger, 2004-06.....	30
13.	Garrett Buechele, 2008-11.....	29
14.	Aaron Baker, 2007-09.....	28
15.	Frank Meraz, 1980-81.....	27
	Jackson Nicklaus, 2022-24.....	27
17.	Brent Bohrofen, 1988-91.....	26
18.	Rusty McGinnis, 1984-85.....	25
	Charlie Frasier, 2001-02.....	25
20.	Marty Neff, 1991.....	24
	Rich Hills, 1991-95.....	24
	J.T. Wise, 2008-09.....	24
	Cameron Seitzer, 2009-11.....	24
	Steele Walker, 2016-18.....	24
	Tyler Hardman, 2018-21.....	24
	Bryce Madron, 2023-24.....	24

Season

1.	Casey Bookout, 1998.....	26
2.	Marty Neff, 1991.....	24
3.	Brian Eldridge, 1992.....	23
4.	Kevin Pearson, 1986.....	21
	Brian Shackelford, 1998.....	21
6.	Peyton Graham, 2022.....	20
	John Russell, 1982.....	20
8.	Jeff Kaye, 1985.....	18
	Chris Ebright, 1988.....	18
	Rick Park, 2000.....	18
11.	Chris Ebright, 1988.....	17
	J.T. Wise, 2009.....	17
	Garrett Buechele, 2010.....	17
14.	Cameron Seitzer, 2010.....	16
	Chris Howard, 1987.....	16
	John Russell, 1981.....	16
	Casey Bookout, 1999.....	16
	Richard Park, 1998.....	16
	Brian Shackelford, 1997.....	16
20.	Casey Bookout, 1997.....	15
	John Douglas, 1989.....	15
	Rusty McGinnis, 1985.....	15
	Aaron Baker, 2009.....	15
	Jason Frasz, 2002.....	15
	Max White, 2010.....	15

EXTRA-BASE HITS

Career

1.	Brian Shackelford, 1995-98.....	132
2.	Casey Bookout, 1996-99.....	119
3.	Chris Ebright, 1987-89.....	112
4.	Rick Park, 1997-00.....	110
5.	Kevin Pearson, 1983-86.....	97
6.	Rich Hills, 1992-95.....	95
7.	Damon Minor, 1993-96.....	90
8.	Javier Flores, 1994-97.....	84
9.	Mark Cole, 1987-89.....	82
10.	Max White, 2010-13.....	81
11.	Sheldon Neuse, 2014-16.....	80
12.	John Russell, 1980-82.....	79
13.	Aaron Baker, 2007-09.....	77
14.	Terry Bogener, 1975-78.....	75
	Ray Hayward, 1980-83.....	75
	John Toal, 1983-86.....	75
	Kevin Burdick, 1986-87.....	75
	Steele Walker, 2016-18.....	75
	Tyler Hardman, 2018-21.....	75

Season

1.	Marty Neff, 1991.....	49
2.	Brian Shackelford, 1997.....	44
3.	Brian Shackelford, 1998.....	43
4.	Chris Ebright, 1987.....	42
5.	Peyton Graham, 2022.....	41

6.	Chris Ebright, 1988.....	40
	Brian Eldridge, 1992.....	40
	Michael Snyder, 2024.....	40
9.	Kevin Burdick, 1986.....	38
	Javier Flores, 1997.....	38
	Casey Bookout, 1998.....	38
12.	Kevin Burdick, 1987.....	37
	Greg Dobbs, 2001.....	37
14.	Kevin Pearson, 1986.....	36
	Greg Stitzinger, 1976.....	36
16.	Garrett Buechele, 2010.....	35
	Mark Cole, 1989.....	35
	Jason Frasz, 2002.....	35
	Corey Hart, 1998.....	35
	Rich Hills, 1994.....	35
	Jamie Johnson, 2009.....	35
	Jeff Kaye, 1985.....	35
	Robert Lavender, 1987.....	35
	Rich Park, 2000.....	35

RUNS BATTED IN

Career

1.	Brian Shackelford, 1995-98.....	251
2.	Chris Ebright, 1987-89.....	239
3.	Rick Park, 1997-00.....	228
4.	Casey Bookout, 1996-99.....	220
5.	Rich Hills, 1992-95.....	190
6.	Kevin Pearson, 1983-86.....	186
7.	Damon Minor, 1993-96.....	171
8.	Garrett Buechele, 2009-11.....	168
9.	Kelly Snider, 1974-76.....	167
	Aaron Baker, 2007-09.....	167
11.	Mark Cole, 1987-89.....	156
12.	Javier Flores, 1994-97.....	154
	Terry Bogener, 1975-78.....	154
14.	Ryan Rohlinger, 2004-06.....	152
15.	Max White, 2010-13.....	151
16.	Ray Hayward, 1980-83.....	149
17.	Kevin Burdick, 1986-87.....	143
18.	John Toal, 1983-86.....	140
	Jeff Kaye, 1983-85.....	140
20.	John Russell, 1980-82.....	138
	Sheldon Neuse, 2014-16.....	138

Season

1.	Kevin Burdick, 1986.....	91
2.	Chris Ebright, 1987.....	89
3.	Chris Ebright, 1988.....	87
	Marty Neff, 1991.....	87
5.	Brian Shackelford, 1998.....	80
6.	Brian Eldridge, 1992.....	77
7.	Kevin Pearson, 1986.....	76
	Casey Bookout, 1998.....	76
9.	Rick Park, 2000.....	75
10.	Peyton Graham, 2022.....	71
11.	Brian Shackelford, 1997.....	70
	Kevin Smith, 2006.....	70
13.	Kelly Snider, 1976.....	69
14.	Rick Gutierrez, 1994.....	68
	Mark Cole, 1989.....	68
16.	Ryan Rohlinger, 2006.....	67
17.	Tanner Tredaway, 2022.....	66
	Casey Bookout, 1997.....	66
	Jose Montenegro, 1998.....	66
20.	Jeff Kaye, 1985.....	65
	Garrett Buechele, 2010.....	65
	Rich Hills, 1994.....	65
	Matt Anderson, 1988.....	65

TOTAL BASES

Career

1.	Brian Shackelford, 1995-98.....	537
----	---------------------------------	-----

2.	Casey Bookout, 1996-99.....	516
3.	Richard Park, 1997-00.....	498
4.	Chris Ebright, 1987-89.....	474
5.	Rich Hills, 1992-95.....	439
6.	Kevin Pearson, 1983-86.....	421
7.	Max White, 2010-13.....	401
8.	Javier Flores, 1994-97.....	393
9.	Garrett Buechele, 2008-11.....	387
	Damon Minor, 1993-96.....	387
11.	Mark Cole, 1987-89.....	368
12.	John Russell, 1980-82.....	366
	Ryan Rohlinger, 2004-06.....	366
14.	Willy Hill, 1995-98.....	363
15.	Keith Drumright, 1973-76.....	361
16.	Terry Bogener, 1975-78.....	357
17.	Sheldon Neuse, 2014-16.....	350
18.	Aaron Baker, 2007-09.....	346
19.	Kelly Snider, 1974-76.....	344
20.	Kevin Burdick, 1986-87.....	343

Season

1.	Marty Neff, 1991.....	192
2.	Kevin Burdick, 1986.....	181
3.	Casey Bookout, 1998.....	180
4.	Peyton Graham, 2022.....	178
	Chris Ebright, 1988.....	178
	Brian Eldridge, 1992.....	178
7.	Chris Ebright, 1987.....	165
	Garrett Buechele, 2010.....	165
9.	Brian Shackelford, 1997.....	163
	Greg Dobbs, 2001.....	163
11.	Kevin Burdick, 1987.....	162
12.	Greg Stitzinger, 1976.....	160
13.	Brian Shackelford, 1998.....	159
14.	Ryan Rohlinger, 2006.....	158
15.	Tanner Tredaway, 2022.....	156
	Jamie Johnson, 2009.....	156
17.	Kevin Pearson, 1986.....	154
18.	Richard Park, 2000.....	152
19.	Jason Frasz, 2002.....	151
20.	Matt Oberste, 2013.....	150

BASE ON BALLS

Career

1.	Damon Minor, 1993-96.....	139
2.	Terry Bogener, 1975-78.....	136
	Casey Bookout, 1996-99.....	136
	Chris Ebright, 1987-89.....	136
5.	Mike Umfleet, 1973-75.....	128
6.	Cade Harris, 2016-18.....	127
7.	Jackson Nicklaus, 2022-24.....	124
	Brandon Zaragoza, 2017-21.....	124
9.	Kendall Pettis, 2020-24.....	117
10.	Bill Severns, 1972-75.....	106
11.	Kenny King, 1971-74.....	105
	Rich Hills, 1992-95.....	105
	Brian Shackelford, 1995-98.....	105
14.	Corey Hart, 1997-98.....	104
15.	Bryce Madron, 2023-24.....	102
	Mark Cole, 1987-89.....	102
16.	Darvin Traylor, 1993-94.....	101
17.	Baine Brooks, 1986-87.....	100
18.	Kevin Pearson, 1983-86.....	99
	Donnie Graham, 1979-82.....	99
20.	Wade Inman, 1987-89, 91.....	94

Season

1.	Blake Robertson, 2022.....	69
2.	Terry Bogener, 1976.....	68
3.	Cade Harris, 2018.....	66
4.	Bryce Madron, 2023.....	61
5.	Wayne Pechek, 1976.....	59
6.	Baine Brooks, 1987.....	57

	Jesse Zepeda, 1996.....	57
8.	Mike Umfleet, 1975.....	56
9.	Britt Bonneau, 1992.....	55
10.	Corey Hart, 1998.....	54
11.	Chris Ebright, 1989.....	53
12.	Greg Stitzinger, 1976.....	52
	Darvin Traylor, 1994.....	52
14.	Jackson Nicklaus, 2023.....	51
15.	Corey Hart, 1997.....	50
16.	Gary Springer, 1982.....	49
	Damon Minor, 1996.....	49
	Darvin Traylor, 1993.....	49
	John Spikerman, 2023.....	49
20.	Casey Bookout, 1998.....	48
	Scott Ferguson, 1985.....	48
	Jason Evans, 1992.....	48
	Kevin Bates, 1982.....	48

STOLEN BASES

Career

1.	Terry Bogener, 1975-78.....	116
2.	Keith Drumright, 1973-76.....	92
3.	Baine Brooks, 1986-87.....	74
	Byron Mathews, 1990-92.....	74
5.	Bill Severns, 1972-75.....	70
6.	Aric Thomas, 1994-95.....	61
7.	Kevin Castleberry, 1987-88.....	60
8.	Derek Wathan, 1996-98.....	58
9.	Willy Hill, 1995-98.....	57
	Kendall Pettis, 2020-24.....	57
11.	Wayne Pechek, 1974-76.....	54
	Mark Cole, 1987-89.....	54
	Rick Gutierrez, 1993-94.....	54
	Reggie Willits, 2002-03.....	54
15.	Todd Butler, 1987.....	53
	Denver Kitch, 2001-03.....	53
17.	Erik Ross, 2010-12.....	51
18.	Chip Glass, 1993-94.....	50
	John Spikerman, 2022-24.....	50
20.	Aaron Ivery, 2004-07.....	48

Season

1.	Todd Butler, 1988.....	46
2.	Kevin Castleberry, 1989.....	43
3.	Terry Bogener, 1976.....	42
4.	Baine Brooks, 1986.....	38
	Aric Thomas, 1995.....	38
6.	Reggie Willits, 2003.....	37
7.	Baine Brooks, 1987.....	36
8.	Keith Drumright, 1976.....	34
9.	Terry Bogener, 1975.....	33
10.	Joe Simpson, 1973.....	32
	Rick Gutierrez, 1994.....	32
12.	Nick Capra, 1979.....	31
13.	Denver Kitch, 2002.....	30
14.	Lee Hover, 1978.....	29
15.	Mark Cole, 1988.....	28
	Scott Ferguson, 1985.....	28
	Byron Mathews, 1991.....	28
18.	Bill Severns, 1975.....	27
	Keith Drumright, 1975.....	27
	Gary Thweatt, 1976.....	27
	Chip Glass, 1994.....	27
	John Spikerman, 2023.....	27

PITCHING RECORDS

WINS

<i>Career</i>	
1. Bob Shirley, 1973-75.....	31
2. Mark Redman, 1994-95.....	29
3. Michael Rocha, 2008-11.....	27
4. Ray Hayward, 1980-83.....	26
5. Scott Gardner, 1977-80.....	25
Jackson Todd, 1971-73.....	25
Mickey Lashley, 1973-76.....	25
8. Mark Roberts, 2001-04.....	24
Darrell Rodger, 1982-85.....	24
10. Rocky Cherry, 1999-02.....	23
Alex Kager, 1976-79.....	23
Marty Kunkler, 1974-76.....	23
Casey Mendenhall, 1990-92.....	23
Dillon Overton, 2011-13.....	23
15. Austin Mix, 2000-03.....	21
Stan Meek, 1972-74.....	21
Gary Brackeen, 1976-79.....	21
Keith Hamilton, 1982-85.....	21
19. Kevin King, 1988-90.....	20
Kory Keling, 1988-91.....	20
Breen Newcomer, 1973-75.....	20

<i>Season</i>	
1. Mark Redman, 1995.....	15
2. Steve Peters, 1985.....	14
Mark Redman, 1994.....	14
4. Geoff Geary, 1998.....	13
Bob Shirley, 1975.....	13
6. Marty Kunkler, 1978.....	12
Mark Nipp, 1977.....	12
Jackson Todd, 1972.....	12
9. Scott Hamilton, 1986.....	11
Marty Kunkler, 1975.....	11
Steven Guerra, 2006.....	11
Casey Mendenhall, 1992.....	11
Bob Shirley, 1974.....	11
14. Jake Bennett, 2022.....	10
Bobby Witt, 1984.....	10
Gary Brackeen, 1976.....	10
Stan Meek, 1974.....	10
Austin Mix, 2000.....	10
Kevin Olsen, 1998.....	10
Michael Rocha, 2011.....	10
Jonathan Gray, 2013.....	10
Bobby Shore, 2010.....	10
Daniel McCutchen, 2006.....	10
Jeff Andra, 1997.....	10
Burch Smith, 2011.....	10

EARNED RUN AVERAGE

<i>Career (Min. 75 IP)</i>	
1. Mark Nipp, 1977-78.....	1.15
2. Jackson Todd, 1971-73.....	1.50
3. Kim Cook, 1969-72.....	2.01
JB Olson, 2016-17.....	2.01
5. Breen Newcomer, 1974-75.....	2.02
Stan Meek, 1972-74.....	2.02
7. Eddie Fisher, 1956-58.....	2.13
8. Bob Shirley, 1973-75.....	2.16
9. Bucky Buckles, 1994.....	2.22
10. Mickey Lashley, 1973-76.....	2.23
11. Jonathan Gray, 2012-13.....	2.32
12. Gary Weese, 1971-72.....	2.36
13. Jordan John, 2010-12.....	2.41
14. Mark Redman, 1994-95.....	2.47
15. Marty Kunkler, 1974-76.....	2.54
16. George Frazier, 1974-76.....	2.68
17. Ray Hayward, 1980-83.....	2.84
18. Dillon Overton, 2011-13.....	2.89
19. Rick Jacobs, 1970-72.....	2.92
20. David Wendt, 1975-78.....	3.01
Larry Patterson, 1966-67.....	3.01

<i>Season (Min. 50 IP)</i>	
1. Mark Nipp, 1977.....	0.72
2. Mickey Lashley, 1974.....	0.93
3. Dick Brown, 1969.....	1.06
Glenn Cannon, 1931.....	1.06
5. Jackson Todd, 1972.....	1.19
6. Eddie Fisher, 1957.....	1.20
7. Ken Palmer, 1975.....	1.29

8. Stan Meek, 1974.....	1.31
9. Marty Kunkler, 1975.....	1.59
10. Jonathan Gray, 2013.....	1.64
11. Gary Weese, 1971.....	1.70
12. Ray Hayward, 1981.....	1.70
13. Bob Shirley, 1975.....	1.74
14. Michael Rocha, 2011.....	1.75
15. Jerry Haddock, 1963.....	1.76
16. Alex Kager, 1976.....	1.82
17. David Wendt, 1978.....	1.88
18. JB Olson, 2016.....	2.03
Breen Newcomer, 1975.....	2.03
20. Jarod McAuliff, 2003.....	2.04

STRIKEOUTS

<i>Career</i>	
1. Mark Roberts, 2001-04.....	338
2. Mark Redman, 1994-95.....	294
Austin Mix, 2000-03.....	294
4. Ray Hayward, 1980-83.....	293
5. Daniel McCutchen, 2004-06.....	291
6. David Purcey, 2002-04.....	281
7. Bob Shirley, 1973-75.....	271
8. Matt Ruebel, 1989-91.....	266
9. Dillon Overton, 2011-13.....	264
10. Jackson Todd, 1971-73.....	263
11. Jonathan Gray, 2012-13.....	251
12. Jake Irvin, 2016-18.....	241
13. Evan Greusel, 1999-02.....	237
14. Bobby Witt, 1984-85.....	231
15. Marty Kunkler, 1974-76.....	230
16. Jim Huslig, 1987-90.....	217
Casey Mendenhall, 1990-92.....	217
18. Stan Meek, 1972-74.....	214
19. Jake Bennett, 2020-22.....	212
20. Michael Rocha, 2008-11.....	211

<i>Season</i>	
1. Mark Redman, 1995.....	158
2. Daniel McCutchen, 2006.....	147
Jonathan Gray, 2013.....	147
4. Geoff Geary, 1998.....	142
5. Mark Redman, 1994.....	136
6. Mark Roberts, 2004.....	134
7. Jake Bennett, 2022.....	133
8. David Purcey, 2004.....	130
9. Jack Armstrong, 1987.....	129
10. Bob Shirley, 1975.....	126
Dillon Overton, 2012.....	126
12. Ray Hayward, 1983.....	125
13. Marty Kunkler, 1976.....	121
14. Bobby Witt, 1985.....	118
15. Braden Davis, 2024.....	117
16. Jackson Todd, 1973.....	115
Jake Irvin, 2018.....	115
18. Jared Hoerman, 1999.....	114
19. Bobby Witt, 1984.....	113
20. Jackson Todd, 1972.....	111
Austin Mix, 2011.....	111

APPEARANCES

<i>Career</i>	
1. Jarod McAuliff, 2002-04.....	96
2. Ryan Duke, 2008-11.....	93
Carter Campbell, 2022-24.....	93
4. Carson Atwood, 2021-24.....	86
5. Ralph Garza Jr., 2013-15.....	84
6. Evan Greusel, 1999-02.....	83
7. Daniel McCutchen, 2004-06.....	80
8. Mark Roberts, 2001-04.....	79
Jacob Evans, 2013-15.....	79
10. Rocky Cherry, 1999-02.....	78
11. Michael Rocha, 2008-11.....	76
12. Austin Mix, 2000-03.....	72
Will Savage, 2005-06.....	72
14. Michael Bradbury, 1999-02.....	70
15. Casey Mendenhall, 1990-92.....	68
David Purcey, 2002-04.....	68
17. Matt Ruebel, 1989-91.....	67
18. Carter Campbell, 2022-pres.....	65
Ryan Mottern, 2004-08.....	65
Kindle Ladd, 2011-14.....	65

Jeremy Erben, 2008-10.....	65
Kevin King, 1988-90.....	65
23. Darrell Rodgers, 1982-85.....	63
Garrett Richards, 2007-09.....	63
Austin Hansen, 2016-18.....	63

<i>Season</i>	
1. Jarod McAuliff, 2004.....	37
2. Bucky Buckles, 1994.....	36
Jeff Bajenaru, 2000.....	36
Will Savage, 2005.....	36
Will Savage, 2006.....	36
6. Jarod McAuliff, 2003.....	35
Daniel McCutchen, 2004.....	35
8. John Brownell, 2006.....	34
Carter Campbell, 2023.....	34
Jeremy Erben, 2010.....	34
Austin Hansen, 2018.....	34
12. Levi Prater, 2018.....	33
13. Geoff Geary, 1997.....	32
14. Carter Campbell, 2022.....	31
Rocky Cherry, 2000.....	31
Jack McCarter, 2008.....	31
JB Olson, 2017.....	31
18. Steven Okert, 2012.....	30
Jacob Evans, 2013.....	30
Ralph Garza Jr., 2014.....	30
Ralph Garza Jr., 2015.....	30
22. Nich Conaway, 2007.....	29
JB Olson, 2016.....	29

COMPLETE GAMES

<i>Career</i>	
1. Ray Hayward, 1980-83.....	30
2. Jackson Todd, 1971-73.....	29
3. Joe Cox, 1964-66.....	24
4. Rusty Disbro, 1966-68.....	22
Scott Gardner, 1977-80.....	22
6. Gary Weese, 1971-72.....	19
7. Stan Meek, 1972-74.....	17
8. Bob Shirley, 1973-75.....	16
9. Bruce Hinz, 1981-83.....	13
Dewayne Vaughn, 1978-81.....	13
11. Mike Santiago, 1983-84.....	12
Larry Patterson, 1966-67.....	12
Rick Jacobs, 1970-72.....	12
Mickey Lashley, 1973-76.....	12

<i>Season</i>	
1. Jackson Todd, 1972.....	13
Jackson Todd, 1973.....	13
3. Ray Hayward, 1983.....	11
4. Gary Weese, 1971.....	10
Ray Hayward, 1980.....	10
6. Larry Patterson, 1967.....	9
Joe Cox, 1965.....	9
Gary Weese, 1972.....	9
Stan Meek, 1974.....	9
Mike Santiago, 1984.....	9
10. Jack Armstrong, 1987.....	8
Breen Newcomer, 1975.....	8
Bruce Hinz, 1983.....	8
Rusty Disbro, 1966.....	8
Rusty Disbro, 1967.....	8

SAVES

<i>Career</i>	
1. Ryan Duke, 2008-11.....	35
2. Jeff Bajenaru, 1999-00.....	28
3. Jason Ruffcorn, 2019-pres.....	19
4. Jarod McAuliff, 2002-04.....	17
Jacob Evans, 2013-15.....	17
6. Will Savage, 2005-06.....	16
7. Bucky Buckles, 1994.....	14
8. JB Olson, 2016-17.....	12
9. Trevin Michael, 2022.....	10
10. Scott Dean, 1981-82.....	9
Jake McCarter, 2008.....	9
Garrett Richards, 2007-09.....	9
Ralph Garza Jr., 2013-15.....	9
14. Matt Ruebel, 1989-91.....	8
Geoff Geary, 1997-98.....	8
Daniel McCutchen, 2004-06.....	8

George Frazier, 1974-76.....	8
<i>Season</i>	
1. Jeff Bajenaru, 2000.....	20
2. Ryan Duke, 2009.....	16
3. Bucky Buckles, 1994.....	14
4. Ryan Duke, 2010.....	12
5. Jason Ruffcorn, 2019.....	11
6. Trevin Michael, 2022.....	10
Will Savage, 2006.....	10
8. Jarod McAuliff, 2003.....	9
Garrett Richards, 2007.....	9
Jake McCarter, 2008.....	9
Jacob Evans, 2013.....	9
Austin Hansen, 2018.....	9
13. Geoff Geary, 1997.....	8
Jacob Evans, 2015.....	8
Jeff Bajenaru, 1999.....	8
JB Olson, 2017.....	8
17. Ryan Duke, 2011.....	7
Ralph Garza Jr., 2014.....	7
Matt Ruebel, 1989.....	7
Scott Girod, 1990.....	7
Connor Berry, 2018.....	7

INNINGS PITCHED

<i>Career</i>	
1. Mark Roberts, 2001-04.....	365.2
2. Austin Mix, 2000-03.....	320.2
3. Scott Gardner, 1977-78.....	319.0
4. Michael Rocha, 2008-11.....	298.1
5. Casey Mendenhall, 1990-92.....	292.0
6. Daniel McCutchen, 2004-06.....	289.2
7. Dillon Overton, 2011-13.....	289.1
8. Bob Shirley, 1973-75.....	286.0
9. Kevin King, 1988-90.....	277.0
Mark Redman, 1994-95.....	277.0
11. Evan Greusel, 1999-02.....	276.1
12. Ray Hayward, 1980-83.....	275.1
13. Rocky Cherry, 1999-02.....	274.1
14. Jackson Todd, 1971-73.....	270.0
15. David Purcey, 2002-04.....	266.2
16. Gary Brackeen, 1976-79.....	259.2
17. Alex Kager, 1976-79.....	257.0
18. Keith Hamilton, 1982-85.....	252.2
19. Darrell Rodgers, 1982-85.....	247.2
20. Mickey Lashley, 1973-76.....	242.0

<i>Season</i>	
1. Daniel McCutchen, 2006.....	148.2
2. Mark Redman, 1995.....	141.2
3. Mark Redman, 1994.....	135.1
4. Casey Mendenhall, 1992.....	132.2
5. Gary Brackeen, 1976.....	130.0
6. Bob Shirley, 1975.....	129.0
7. Jared Hoerman, 1999.....	127.0
8. Jonathan Gray, 2013.....	126.1
9. Jackson Todd, 1973.....	124.1
10. Geoff Geary, 1998.....	123.1
11. Dillon Overton, 2012.....	122.2
12. Jordan John, 2012.....	121.2
13. Mark Roberts, 2004.....	121.1
14. Marty Kunkler, 1976.....	119.0
15. David Purcey, 2004.....	118.2
16. Jake Bennett, 2022.....	117.0
17. Michael Rocha, 2011.....	113.0
18. Steve Peters, 198.....	107.2
19. Jack Armstrong, 1987.....	107.1
Sherman Collins, 1987.....	107.1

LOSSES

<i>Career</i>	
1. Rocky Cherry, 1999-02.....	19
2. Austin Mix, 2000-03.....	18
Mark Roberts, 2001-04.....	18
4. Scott Gardner, 1977-80.....	17
5. Daniel McCutchen, 2004-06.....	16
6. Darrell Rodgers, 1982-85.....	14
7. Jeff Andra, 1995-97.....	13
8. Alex Kager, 1976-79.....	12
Alec Hansen, 2014-16.....	12
Matt Ruebel, 1989-91.....	12
David Purcey, 2002-04.....	12

FIELDING RECORDS

PUTOUTS

Career

1. Kelly Snider, 1974-76 1,537
2. Aaron Baker, 2007-09 1,420
3. Damon Minor, 1993-96 1,378
4. Javier Flores, 1994-97 1,256
5. Anthony Hermelyn, 2013-15 1,212

Season

1. Kelly Snider, 1976 627
2. Jimmy Crooks, 2022 608
3. Kevin Smith, 2006 553
- Richard Park, 2000 553
5. Ole Sheldon, 2004 552

ASSISTS

Career

1. Rich Hills, 1992-95 728
2. Brandon Zaragoza, 2017-21 613
3. Kevin Pearson, 1983-86 551
4. Kyle Mendenhall, 2015-18 534
5. Keith Drumright, 1973-76 530

Season

1. Rich Hills, 1994 214
2. Rick Gutierrez, 1994 212
3. Jesse Zepeda, 1996 206
4. Mike Cunico, 1976 203
- Caleb Busheyhead, 2012 203

ERRORS

Career

1. Kevin Pearson, 1983-86 72
2. Art Toal, 1976-78 67
- Rich Hills, 1992-95 67
4. Kevin Castleberry, 1988-89 54
5. David Luethy, 1977-79 52

Season

1. Art Toal, 1978 39
2. Kevin Castleberry, 1988 37
3. David Luethy, 1979 35
- Tim Cossins, 1993 35
5. David Harrigan, 1978 28
- Greg Stitzinger, 1976 28

SINGLE GAME RECORDS

RUNS

Team

33 Southwestern (3/6/86)

33 Northern Iowa (3/21/89)

Individual

6 Evan Mistich vs. UAPB (2/27/11)

RUNS IN AN INNING

Team

14 Emporia State (2/17/98)

14 UAPB (2/22/11)

HITS

Team

30 Northern Iowa (3/21/89)

Individual

6 Craig Aikin vs. Little Rock (3/3/15)

DOUBLES

Team

11 Northern Iowa (3/21/89)

Individual

4 Marty Neff vs. South Dakota St. (3/23/91)

TRIPLES

Team

4 Southwestern (3/6/78)

4 Oklahoma City (3/1/82)

4 TCU (2/23/99)

4 Oregon State (2/21/15 at Surprise, Ariz.)

Individual

2 19 Players, 20 Times

Last Casey Johnson vs. Kansas (5/8/11)

HOME RUNS

Team

11 Kansas State (3/22/09)

Individual

3 Nine Players

Last Chris Haggard vs. Iowa State (5/14/00)

RUNS BATTED IN

Individual

9 Two Players

Last Chris Ebright vs. Oklahoma City (2/28/87)

STOLEN BASES

Team

12 East Central Okla. (1937)

WALKS

Team

19 Colorado (1950)

ERRORS

Team

10 Oklahoma State (1932)

RUNNERS LEFT ON BASE

Team

21 Shepard Field (1953)

DOUBLE PLAYS

Team

5 Oklahoma State (5/10/19)

5 Kansas State (4/14/85)

5 Ohio State (5/28/82)

5 St. Leo (3/10/81)

STRIKEOUTS

Team

21 Ark.-Pine Bluff (3/26/20)

Individual

20 Jerry Haddock Kansas State (4/12/63); 11 inn.

17 Hal Cumberland Kansas State (1941)

17 Bobby Witt Texas (3/25/85)

15 Levi Prater Missouri State (3/17/19)

15 Jared Hoerman OCU (2/13/99)

15 Jackson Todd LSU (3/23/72); 7 inn.

SEASON TEAM RECORDS

Wins 1976 62

Losses 2001 33

Win Pct. 1931909

Consecutive Wins 1975 24

Consecutive Conference Wins 1934-37 18

Batting Avg. 1987355

Runs 1976 660

Hits 1976 843

Doubles 1986/87 159

Triples 1986 43

Home Runs 1998 114

Stolen Bases 1975 192

ERA 1931 0.99

Strikeouts 2022 644

Consecutive Shutout Innings 1971 38

Consecutive Games Scoring a Run 1993-97 240

Double Plays 1994 77

MISC. RECORDS

LONGEST HITTING STREAKS

1. Matt Oberste, 2013 30
2. Marty Neff, 1991 27
3. Derek Wathan, 1997-98 25
4. Aaron Baker, 2007 22
5. Kevin Burdick, 1986 21
- Zach Lekse, 2000 21
- Steele Walker, 2016-17 21
8. Darron Cox, 1987 19
- Brent Bohrofen, 1990 19
- Tommy Whiteman, 2000 19
- Garrett Buechele, 2010 19
12. Kevin Burdick, 1987 18
- Byron Mathews, 1990 18
- Willy Hill, 1996 18
- Casey Bookout, 1998 18
- Greg Dobbs, 2001 18
- Caleb Bushyhead, 2010 18

CONSECUTIVE STOLEN BASES

1. Ricky Gutierrez, 1993-94 30
2. Todd Butler, 1988 26
3. Stan Lawrence, 1974 21

NO-HITTERS

Tommy Jones Missouri (1959)

Ronnie Hall Missouri (4/26/68)

Dick Brown CO Western (3/27/69)

Jackson Todd Kansas (4/28/72)

David Brooks Southwestern (3/15/80)

Jim Huslig Old Dominion (5/13/89)

Dane Acker LSU (3/1/20)

Team UAPB (3/9/05)

Combined no-hitter thrown by:

Kevin Duke, John Browenn, Daniel McCutchen, Ryan Mottern, Will Savage and P.J. Sandoval.

Team West Virginia (3/22/24)

Combined no-hitter thrown by:

Braden Davis, Reid Hensley

HOME RUNS IN CONSECUTIVE AT-BATS

- 3 Bud Hebert SW State (1979)
- Chriss Haggard Iowa State (5/14/00)
- Brylie Ware TCU (5/13-14/17)

HITTING

BATTING AVERAGE

Career (Min. 250 AB)

1. Casey Bookout, 1997-99	.387
2. Derek Wathan, 1997-98	.381
3. Willy Hill, 1997-98	.376
4. Ole Sheldon, 2004	.367
5. Corey Hart, 1997-98	.365

Season (Min. 100 AB)

1. Greg Dobbs, 2001	.428
2. Casey Bookout, 1998	.405
3. Derek Wathan, 1998	.405
4. Tyler Hardman, 2021	.397
5. Eddie Cornejo, 2003	.393

HITS

Career

1. Richard Park, 1997-00	282
2. Max White, 2010-13	269
3. Garrett Buechele, 2008-11	253
4. Casey Bookout, 1997-99	251
5. Russell Raley, 2003-06	237

Season

1. Tanner Tredaway, 2022	105
2. Greg Dobbs, 2001	104
3. Derek Wathan, 1998	102
4. Ryan Rohlinger, 2006	99
5. Willy Hill, 1998	98

RUNS

Career

1. Richard Park, 1997-00	181
2. Casey Bookout, 1997-99	180
3. Max White, 2010-13	170
4. Ryan Rohlinger, 2004-06	159
5. Brandon Zaragoza, 2017-21	149

Season

1. Jamie Johnson, 2009	76
2. Peyton Graham, 2022	75
Derek Wathan, 1998	75
4. Casey Bookout, 1998	74
5. Ryan Rohlinger, 2006	69
Corey Hart, 1998	69

DOUBLES

Career

1. Richard Park, 1997-00	55
2. Max White, 2010-13	53
3. Casey Bookout, 1997-99	47
Steele Walker, 2016-18	47
4. Brian Shackelford, 1997-98	46
5. Tyler Hardman, 2018-21	45

Season

1. Javier Flores, 1997	27
Brian Shackelford, 1997	27
3. Michael Snyder, 2024	26
4. Greg Dobbs, 2001	25
5. Blake Robertson, 2022	24

TRIPLES

Career

1. Sheldon Neuse, 2014-16	15
2. Tommy Whiteman, 1999-00	12
Willy Hill, 1997-98	12
Derek Wathan, 1997-98	12
5. Kody Kaiser, 2005-06	10
Craig Aikin, 2013-15	10
Hunter Haley, 2013-16	10
Corey Hart, 1997-98	10

Season

1. Tommy Whiteman, 2000	10
2. Corey Hart, 1997	8
3. Willy Hill, 1997	7
Sheldon Neuse, 2014	7
Derek Wathan, 1997	7

HOME RUNS

Career

1. Casey Bookout, 1997-99	57
2. Richard Park, 1997-00	51
3. Brian Shackelford, 1997-98	37
4. Peyton Graham, 2020-22	34
5. Ryan Rohlinger, 2004-06	30

Season

1. Casey Bookout, 1998	26
2. Brian Shackelford, 1998	21
3. Peyton Graham, 2022	20
4. Richard Park, 2000	18
5. Garrett Buechele, 2010	17
J.T. Wise, 2009	17

RUNS BATTED IN

Career

1. Richard Park, 1997-00	498
2. Casey Bookout, 1997-99	202
3. Garrett Buechele, 2008-11	168
4. Aaron Baker, 2007-09	167
5. Ryan Rohlinger, 2004-06	152

Season

1. Brian Shackelford, 1998	80
2. Casey Bookout, 1998	76
3. Richard Park, 2000	75
4. Peyton Graham, 2022	71
5. Brian Shackelford, 1997	70
Kevin Smith, 2006	70

SLUGGING PERCENTAGE

Career

1. Casey Bookout, 1997-99	.729
2. Brian Shackelford, 1997-98	.703
3. Matt Oberste, 2012-13	.593
4. Richard Park, 1997-00	.590
5. Peyton Graham, 2020-22	.583
Corey Hart, 1997-98	.583

Season

1. Casey Bookout, 1998	.811
2. Brian Shackelford, 1997	.728
3. Casey Bookout, 1997	.689
4. Casey Bookout, 1999	.684
5. Brian Shackelford, 1990	.679

BASE ON BALLS

Career

1. Cade Harris, 2016-18	128
2. Brandon Zaragoza, 2017-21	124
3. Casey Bookout, 1997-99	121
4. Corey Hart, 1997-98	104
5. Bryce Madron, 2023-24	102

Season

1. Blake Robertson, 2022	69
2. Cade Harris, 2018	66
3. Bryce Madron, 2023	61
4. Corey Hart, 1998	54
5. Corey Hart, 1997	50

ON-BASE PERCENTAGE

Career

1. Corey Hart, 1997-98	.486
2. Casey Bookout, 1997-99	.486
3. Bryce Madron, 2023-24	4.59
3. Cameron Seitzer, 2009-11	.445
4. Matt Oberste, 2012-13	.443

Season

1. Casey Bookout, 1998	.512
2. Corey Hart, 1997	.506
3. Casey Bookout, 1997	.485
4. Tyler Hardman, 2021	.481
5. Bryce Madron, 2023	.476

STOLEN BASES

Career

1. Reggie Willits, 2002-03	54
2. Denver Kitch, 2001-03	53
3. Erik Ross, 2010-12	51
4. Aaron Ivey, 2004-07	48

5. Chris Ellison, 2009-11	44
---------------------------	----

Season

1. Reggie Willits, 2003	37
2. Peyton Graham, 2022	34
3. Denver Kitch, 2002	30
4. John Spikerman, 2023	27
5. Tanner Tredaway, 2022	24
Chris Ellison, 2010	24

PITCHING

EARNED RUN AVERAGE

Career (Min. 75 IP)

1. JB Olson, 2016-17	2.01
2. Jonathan Gray, 2012-13	2.32
3. Jordan John, 2010-12	2.41
4. Dillon Overton, 2011-13	2.89
5. Steven Okert, 2012	3.07

Season (Min. 50 IP)

1. Jonathan Gray, 2013	1.64
2. Michael Rocha, 2011	1.75
3. JB Olson, 2016	2.03
4. Jarod McAuliff, 2003	2.04
5. Jacob Evans, 2013	2.06

WINS

Career

1. Michael Rocha, 2008-11	27
2. Mark Roberts, 2001-04	24
3. Dillon Overton, 2011-13	23
Rocky Cherry, 1999-02	23
5. Austin Mix, 2000-03	21

Season

1. Geoff Geary, 1998	13
2. Steve Guerra, 2006	11
3. Jake Bennett, 2022	10
Bobby Shore, 2010	10
Jonathan Gray, 2013	10
Michael Rocha, 2011	10
Daniel McCutchen, 2006	10
Kevin Olsen, 1998	10
Jeff Andra, 1997	10
Austin Mix, 2000	10
Burch Smith, 2011	10

LOSSES

Career

1. Rocky Cherry, 1999-02	19
2. Austin Mix, 2000-03	18
Mark Roberts, 2001-04	18
4. Daniel McCutchen, 2004-06	16
5. David Purcey, 2002-04	12
Alec Hansen, 2014-16	12

Season

1. Austin Mix, 2001	9
2. Daniel McCutchen, 2006	8
Rocky Cherry, 2001	8
Steven Okert, 2012	8
Jordan John, 2012	8

APPEARANCES

Career

1. Jarod McAuliff, 2002-04	96
2. Ryan Duke, 2008-11	93
Carter Campbell, 2022-24	93
4. Carson Atwood, 2021-24	86
5. Ralph Garza Jr., 2013-15	84

Season

1. Jarod McAuliff, 2004	37
2. Will Savage, 2005	36
Will Savage, 2006	36
Jeff Bajenaru, 2000	36
5. Jarod McAuliff, 2003	35
Daniel McCutchen, 2004	35

GAMES STARTED

Career

1. Austin Mix, 2000-03	48
2. Mark Roberts, 2001-04	47
3. Michael Rocha, 2008-11	40
4. Jake Irvin, 2016-18	38
5. Nathan Wiles, 2017-19	37
Dillon Overton, 2011-13	37

Season

1. Jake Bennett, 2022	19
Daniel McCutchen, 2006	19
Steven Guerra, 2006	19
4. Zach Neal, 2010	18
David Purcey, 2004	18
Jonathan Gray, 2012	18

COMPLETE GAMES

Career

1. Daniel McCutchen, 2004-06	6
Michael Rocha, 2008-11	6
3. Jordan John, 2010-12	5
Jared Hoerman, 1998-99	5
Austin Mix, 2000-03	5
Dillon Overton, 2011-13	5

Season

1. Daniel McCutchen, 2006	5
Michael Rocha, 2011	5
3. Jonathan Gray, 2013	4
Jordan John, 2012	4
5. Austin Mix, 2011	3
Jared Hoerman, 1999	3
Dillon Overton, 2012	3

SAVES

Career

1. Ryan Duke, 2008-11	35
2. Jeff Bajenaru, 1999-00	28
3. Jason Ruffcorn, 2019-pres.	19
4. Jarod McAuliff, 2002-04	17
Jacob Evans, 2013-15	17
6. Will Savage, 2005-06	16

Season

1. Jeff Bajenaru, 2000	20
2. Ryan Duke, 2009	16
3. Ryan Duke, 2010	12
4. Jason Ruffcorn, 2019	11
5. Trevin Michael, 2022	10
Will Savage, 2006	10

INNINGS PITCHED

Career

1. Mark Roberts, 2001-04	365.2
2. Austin Mix, 2000-03	320.2
3. Michael Rocha, 2008-11	298.1
4. Daniel McCutchen, 2004-06	289.2
5. Dillon Overton, 2011-13	289.1

Season

1. Daniel McCutchen, 2006	148.2
2. Jared Hoerman, 1999	127.0
3. Jonathan Gray, 2013	126.1
4. Geoff Geary, 1998	123.1
5. Dillon Overton, 2012	122.2

STRIKEOUTS

Career

1. Mark Roberts, 2001-04	338
2. Austin Mix, 2000-03	294
3. Daniel McCutchen, 2004-06	291
4. David Purcey, 2002-04	281
5. Dillon Overton, 2011-13	264

Season

1. Daniel McCutchen, 2006	147
Jonathan Gray, 2013	147
3. Geoff Geary, 1998	142
4. Mark Roberts, 2004	134
5. Jake Bennett, 2022	133

HITTING

BATTING AVERAGE (Min. 100 At-Bats)

- Casey Johnson, 2008 346
- Brandon Moss, 2006 343
- Tommy Whiteman, 1999 300
- Aaron Baker, 2007 323
- Brian Shackelford, 1995 317
- Chris Ellison, 2009 316
- Cameron Seitzer, 2009 307
- Kody Kaiser, 2005 305
- Sheldon Neuse, 2014 304
- Matt Bose, 2002 304

HITS

- Kody Kaiser, 2005 78
- Aaron Baker, 2007 74
- Sheldon Neuse, 2014 73
- Craig Aikin, 2013 72
- Matt Bose, 2002 69
- Max White, 2010 63
- Jackson Nicklaus, 2022 61
- Steele Walker, 2016 61
- Tommy Whiteman, 1999 61
- Richard Park, 1997 56

RUNS

- Kody Kaiser, 2005 51
- Jackson Nicklaus, 2022 48
- Max White, 2010 48
- Peyton Graham, 2021 (rs*) 47
- Sheldon Neuse, 2014 43
- Craig Aikin, 2013 42
- Derek Wathan, 1996 42
- Richard Park, 1997 38
- Jaxon Willits, 2024 37**
- Tyson Seng, 2008 36
- Aaron Baker, 2007 36
- Steele Walker, 2016 35
- Matt Bose, 2002 35

DOUBLES

- Matt Bose, 2002 18
- Steele Walker, 2016 17
- Sheldon Neuse, 2014 17
- Aaron Baker, 2007 16
- Richard Park, 1997 16
- Kody Kaiser, 2005 15
- Max White, 2010 13
- Tommy Whiteman, 1999 13
- Jackson Williams, 2005 12
- Jackson Nicklaus, 2022 11
- Peyton Graham, 2021 (rs*) 11
- Jaxon Willits, 2024 11**

TRIPLES

- Sheldon Neuse, 2014 7
- Kody Kaiser, 2005 5
- Hunter Haley, 2013 4
- Jace Bohrofen, 2021 3
- Domenic DeRenzo, 2016 3
- Craig Aikin, 2013 3
- Aaron Baker, 2007 3

HOME RUNS

- Max White, 2010 15
- Jackson Nicklaus, 2022 11
- Peyton Graham, 2021 (rs*) 11
- Hunter Lockwood, 2012 11
- Kody Kaiser, 2005 10
- Jaxon Willits, 2024 10**
- Domenic DeRenzo, 2016 8
- Tommy Whiteman, 1999 7
- Brian Shackelford, 1995 7
- Sheldon Neuse, 2014 7
- Cade Cavalli, 2018 6
- Richard Park, 1997 6

RUNS BATTED IN

- Aaron Baker, 2007 50
- Richard Park, 1997 49
- Easton Carmichael, 2023 48**
- Tommy Whiteman, 1999 44
- Max White, 2010 43
- Sheldon Neuse, 2014 41
- Brian Shackelford, 1995 41
- Matt Bose, 2002 40
- Hunter Lockwood, 2012 39
- Jaxon Willits, 2024 39**

TOTAL BASES

- Kody Kaiser, 2005 133
- Sheldon Neuse, 2014 125
- Max White, 2010 123
- Peyton Graham 2021* 108
- Aaron Baker, 2007 106
- Matt Bose, 2002 106
- Jackson Nicklaus, 2022 105
- Tommy Whiteman, 1999 99
- Richard Park, 1997 94
- Easton Carmichael, 2023 93**

SLUGGING PERCENTAGE

- Domenic DeRenzo, 2016 592
- Max White, 2010 572
- Cameron Seitzer, 2009 547
- Tommy Whiteman, 1999 535
- Sheldon Neuse, 2014 521
- Kody Kaiser, 2005 520
- Casey Johnson, 2008 515
- Brian Shackelford, 1995 515
- Richard Park, 1997 511
- Brandon Moss, 2006 507

BASE ON BALLS

- Jackson Nicklaus, 2022 34**
- Cade Cavalli, 2018 33
- Wallace Clark, 2022 32
- Craig Aikin, 2013 32
- Jaxon Willits, 2024 31**
- Peyton Graham, 2021 (rs*) 30
- Cade Harris, 2016 30
- Sheldon Neuse, 2014 27
- Richard Park, 1997 26
- Diego Muniz, 2019 25

ON-BASE PERCENTAGE

- Isaiah Lane, 2024 464
- Cameron Seitzer, 2009 456
- Casey Johnson, 2008 422
- Brandon Moss, 2006 418
- Cale Ellison, 2009 407
- Peyton Graham, 2021 (rs*) 400
- Jackson Nicklaus, 2022 397
- Wallace Clark, 2022 397
- Richard Park, 1997 397
- Tyler Ogle, 2009 396

STOLEN BASES

- Derek Wathan, 1996 21
- Craig Aikin, 2013 16
- Kody Kaiser, 2005 13
- Jason Walk, 2024 13**
- John Spikerman, 2022 12
- Kyler Murray, 2017 (rs) 12
- Tyson Seng, 2008 11
- Aaron Ivey, 2004 8
- Hunter Haley, 2013 8
- Max White, 2010 7
- Sheldon Neuse, 2014 7

PITCHING

EARNED RUN AVERAGE (Min. 25 IP)

- Jacob Evans, 2013 2.06
- Dillon Overton, 2011 2.30
- Jack Mayfield, 2010 2.47
- Ralph Garza Jr., 2013 2.76
- Austin Hansen, 2016 2.93
- David Purcey, 2002 3.35
- Chad Mead, 1996 3.40
- Jake Elliott, 2014 3.56
- Andrew Doyle, 2007 3.68
- Ryan Gibson, 2010 3.76

WINS

- Austin Mix, 2000 10
- Dillon Overton, 2011 8
- Jacob Evans, 2013 7
- Ryan Duke, 2008 7
- Ben Abram, 2019 6
- Steve Connelly, 1993 6
- Jeff Andra, 1995 6
- Richard Park, 1997 6
- Jake Irvin, 2016 6

LOSSES

- Chris Andritsos, 2016 6
- Ryan Duke, 2008 5
- Ben Abram, 2019 4
- Levi Prater, 2018 4
- Nathan Wiles, 2017 4
- Dillon Overton, 2011 4
- David Purcey, 2002 4
- Steve Connelly, 1993 4

APPEARANCES

- Levi Prater, 2018 33
- Wyatt Olds, 2019 31
- Jacob Evans, 2013 30
- Garrett Richards, 2007 28
- Braidyn Fink, 2017 28
- Jarod McAuliff, 2002 24
- David Purcey, 2002 24
- Ralph Garza Jr., 2013 24
- Shayne Fisher, 1996 23
- Dillon Overton, 2011 23

GAMES STARTED

- Austin Mix, 2000 15
- Ben Abram, 2019 13
- Brad Burns, 2005 13
- Chris Andritsos, 2016 12
- Jake Elliott, 2014 11
- Steve Connelly, 1993 11
- Ryan Gibson, 2010 10
- Ryan Duke, 2008 10
- Jake Irvin, 2016 9
- Rocky Cherry, 1999 9
- Jeff Andra, 1995 9

COMPLETE GAMES

- Steve Connelly, 1993 2
- Ryan Minor, 1993 2
- Austin Mix, 2000 1
- Ralph Garza Jr., 2013 1
- Mark Roberts, 2001 1
- Dylan Grove, 2016 1

SAVES

- Garret Richards, 2007 9
- Jacob Evans, 2013 9
- David Purcey, 2002 6
- Mark Roberts, 2001 4

INNINGS PITCHED

- Austin Mix, 2000 106.0
- Steve Connelly, 1993 81.1
- David Purcey, 2002 75.1
- Dillon Overton, 2011 74.1
- Ryan Duke, 2008 71.2
- Brad Burns, 2005 66.0
- Rocky Cherry, 1999 65.2
- Chris Andritsos, 2016 65.1
- Ben Abram, 2019 63.2
- Jeff Andra, 1995 63.1

STRIKEOUTS

- Austin Mix, 2000 95
- David Purcey, 2002 84
- Cade Horton, 2022 64
- Levi Prater, 2018 64
- Dillon Overton, 2011 59
- Ryan Duke, 2011 54
- Ben Abram, 2019 52
- Jake Irvin, 2016 51
- Steve Connelly, 1993 49
- Rocky Cherry, 1999 49

*Redshirt freshman; 2020 season canceled after 18 games due to COVID-19 pandemic

ALL-TIME OPPONENTS

Team	Record	First Meeting
Abilene Christian.....	3-1	2014
Air Force.....	8-0	1971
Alabama.....	2-5	2001
Alabama State.....	0-3	2012
Alcorn State.....	2-0	2015
Appalachian State.....	2-1	2012
Arizona.....	3-15	1963
Arizona State.....	18-50	1963
Arkansas.....	13-14	1970
Arkansas State.....	9-2	1985
Arkansas-Little Rock.....	25-6	1986
Arkansas Pine Bluff.....	16-0	2005
Army.....	2-0	2012
Auburn.....	6-1	1992
Augustana.....	1-0	1989
Austin Peay.....	2-1	2016
Bacone.....	1-0	2011
Baker.....	1-0	1983
Baylor.....	55-46	1964
Belmont.....	4-0	1978
Bradley.....	1-1	c. 1942-1963
Bethany Nazarene.....	2-0	1977
Bethune Cookman.....	1-0	2009
Boston College.....	1-0	2017
BYU.....	11-2	1971
Buffalo.....	8-0	1981
Cal Poly.....	4-1	1986
Cal Santa Barbara.....	0-1	1977
Cal State Bakersfield.....	7-0	2014
Cal State Fullerton.....	4-5	1975
Cal State Northridge.....	1-0	2004
California.....	5-1	1990
California Baptist.....	1-2	2023
Cameron.....	15-0-1	1975
Centenary.....	9-0	1989
Central Arkansas.....	3-0	2009
Central Connecticut State.....	5-0	2004
Central Michigan.....	9-3	1975
Central Oklahoma.....	13-0	1973
Cincinnati.....	2-1	2024
Citadel.....	1-0	2014
Clemson.....	1-1	1992
Coastal Carolina.....	1-1	2013
Colorado State.....	1-0	1991
Colorado Western.....	1-0	1969
Colorado.....	63-25	c. 1942-1962
Columbia.....	4-0	2019
Connecticut.....	1-1	2012
Creighton.....	8-5	1973
Dallas Baptist.....	27-18	1978
Dallas University.....	4-0	1972
Delaware.....	1-0	1998
Denver.....	1-0	1973
Detroit Mercy.....	1-0	1983
Duke.....	1-0	2024
East Carolina.....	0-2	2023
East Central.....	2-0	1980
Eastern Illinois.....	8-1	1992
Eastern Kentucky.....	1-0	1986
Eastern Michigan.....	3-2	1975
Eckerd.....	2-0	1981
Emporia State.....	10-0	1987
Evansville.....	1-0	1995
Florida.....	2-1	2022
Florida Southern.....	1-0	1983
Florida State.....	1-2	1982
Fort Hayes State.....	1-0	1987
Fresno State.....	1-0	2016
Friends.....	7-0	1971
Georgia.....	1st Meeting	2025
Georgia Southern.....	2-1	2021
Georgia State.....	1-0	2017
Georgia Tech.....	6-1	1988
Gonzaga.....	4-3	1991
Grambling.....	3-0	1985
Grand Canyon.....	2-0	1979
Hardin Simmons.....	2-0	1989
Hartford.....	3-0	2012
Hawaii.....	16-16	1975
Hofstra.....	4-0	2013
Howard.....	2-1	1997
Holy Cross.....	2-0	2018
Houston.....	26-7	1951
Illinois.....	6-2	1981

Team	Record	First Meeting
Illinois State.....	3-1	2020
Indiana.....	3-0	1975
Indiana State.....	4-1	1979
Iowa.....	2-0	1974
Iowa State.....	113-49	1962
Jacksonville.....	0-1	2010
John Brown.....	3-1	1978
Kansas.....	149-77-1	1962
Kansas State.....	180-77	1962
Kansas Wesleyan.....	1-0	1987
Kearney State.....	9-0	1988
Kennesaw State.....	5-1	2017
Kentucky.....	1st Meeting	2025
Lafayette.....	1-0	1990
Lamar.....	6-12	1975
Lehigh.....	1st Meeting	2025
Lewis-Clark State.....	1-0	1987
Liberty.....	1-0	2022
Linfield State.....	2-0	1979
Lipscomb.....	1-0	1978
Long Beach State.....	4-5	1989
Louisiana-Lafayette.....	2-4	1963
LSU.....	4-9	1962
Louisiana Tech.....	7-1	1973
Louisville.....	0-1	2017
Loyola Marymount.....	2-2	1962
Lubbock Christian.....	2-0	1975
Maine.....	3-2	1984
Manhattan.....	1-0	2014
Mankato State.....	3-0	1985
Maryland.....	1-0	1999
Marymount College (Kan.).....	1-0	1983
Massachusetts.....	2-0	2010
McNeese State.....	9-1	1991
Memphis.....	2-2	2006
Miami (Fla.).....	2-1	1974
Miami (Ohio).....	1-0	1978
Michigan.....	13-6	1977
Michigan State.....	2-2	1992
Mid America.....	1-0	2012
Midwestern.....	4-2	1981
Minnesota.....	3-1	1973
Minnesota-Morris.....	2-0	1974
Mississippi.....	2-6	1992
Mississippi State.....	4-3-1	1992
Missouri.....	128-85	1962
Missouri Southern.....	14-1	1988
Missouri State.....	5-2	1989
Missouri Rolla.....	3-0	1973
Morningside.....	2-0	1985
Murray State.....	5-1	1978
Nevada.....	0-1	2005
Nebraska.....	118-94-1	1962
Nebraska-Omaha.....	1-1	2021
New Mexico.....	17-1	1964
New Mexico State.....	9-3	1969
New Orleans.....	11-5	1972
New York Tech.....	1-0	1988
North Carolina.....	2-0	2010
North Dakota State.....	3-1	1956
North Texas.....	10-1	1984
Northeastern.....	2-2	2016
Northeastern State.....	4-0	1976
Northern Arizona.....	2-2	1973
Northern Colorado.....	3-0	1974
Northern Iowa.....	3-0	1989
Northern Illinois.....	2-0	2008
Northwestern Missouri.....	3-0	1976
Northwestern.....	2-1	2001
Northwestern State.....	7-2	2005
Notre Dame.....	4-3	1982
Oakland.....	3-0	2011
Ohio State.....	3-3	1951
Oklahoma Baptist.....	11-0	1975
Oklahoma Christian.....	7-2	1973
Oklahoma City.....	40-15	1972
Oklahoma State.....	153-170	1947
Old Dominion.....	3-0	1989
Oral Roberts.....	46-38	1970
Oregon.....	1-1	2012
Oregon State.....	6-3	1971
Pacific.....	2-0	2022
Penn State.....	3-0	1973
Pepperdine.....	3-4	1988

Team	Record	First Meeting
Phillips.....	3-0	1982
Pittsburgh.....	0-1	2024
Purdue.....	2-1	2015
Rice.....	7-6	1991
Richmond.....	1-0	2010
Rider.....	2-1	2023
Rutgers.....	3-1	1998
Samford.....	3-1	2012
Sam Houston.....	8-6	1987
San Diego.....	5-2	1994
San Diego State.....	12-2	1991
San Jose State.....	0-1	1991
Santa Clara.....	1-1	1991
Seton Hall.....	2-1	2014
South Alabama.....	4-3	1991
South Carolina.....	1-4	2007
South Dakota State.....	3-0	1986
Southeastern State.....	6-4	1976
Southern California.....	6-3	1951
Southern Illinois.....	9-6	1976
SIU-Edwardsville.....	1-0	2015
SMU.....	4-1	1972
Southern Mississippi.....	1-0	2005
Southern Nazarene.....	1-1	2008
Southern University.....	0-1	1972
Southern Utah.....	1-1	1974
Southwestern.....	5-0	1978
Southwestern State.....	21-2	1973
Springfield.....	1-0	1951
St. Edwards.....	2-1	1970
St. Francis (Ill.).....	10-3	1980
St. Francis (N.Y.).....	1-0	1990
St. Gregory's.....	1-0	2011
St. John's.....	1-0	1990
St. Leo.....	5-0	1981
Stanford.....	3-4	1971
Stephen F. Austin.....	6-1	1988
Southeast Missouri St.....	6-0	2002
Sul Ross.....	0-1	1966
Tampa.....	1-0	1981
Temple.....	2-0	1972
Tennessee.....	3-1	1951
Texas.....	60-143-2	1947
Texas A&M.....	35-29	1975
Texas A&M C.C.....	5-1	2010
Texas Arlington.....	28-11	1972
TCU.....	67-41	1974
Texas-Pan American.....	14-4	1983
Texas-San Antonio.....	4-1	2003
Texas Southern.....	7-0	2018
Texas State.....	6-4	1991
Texas Tech.....	57-48-1	1976
Texas Wesleyan.....	12-2	1976
Trevecca.....	1-0	1978
Tulane.....	5-2	1972
Tulsa.....	19-8	1972
UCF.....	7-3	1989
UCLA.....	8-4	1992
UC Riverside.....	9-4	1997
UNC Wilmington.....	1-0	2007
UNLV.....	17-12	1974
USF.....	5-2	1981
UTEP.....	8-6	1996
Utah.....	1-0	2015
Valparaiso.....	2-1	2010
Vanderbilt.....	3-2	1978
Villanova.....	2-0	2017
Virginia.....	5-3	1999
Virginia Tech.....	3-3	1978
Washington.....	2-0	1992
Washington State.....	5-9	1976
Weber State.....	1-0	1973
Western Illinois.....	19-1	2002
Western Kentucky.....	0-1	2007
West Virginia.....	21-17	2012
Wichita State.....	23-16	1970
William & Mary.....	4-0	2011
Wisconsin.....	4-1	1970
Wright State.....	3-1	2024
Wyoming.....	7-0	1969
Xavier.....	1-1	2017

Bold indicates 2025 opponent

SERIES RECORDS

ABILENE CHRISTIAN

Overall Series: OU leads 3-2

YEAR	SITE	RESULT	SERIES
2014	Norman, Okla.	W, 4-1	1-0
	Norman, Okla.	W, 3-1	2-0
2016	Norman, Okla.	W, 7-1	3-0
2023	Arlington, Texas	L, 3-4 (10)	3-1

AIR FORCE

Overall Series: OU leads 8-0

YEAR	SITE	RESULT	SERIES
1971	Norman, Okla.	W, 13-2	1-0
1983	*Tampa, Fla.	W, 12-9	2-0
2004	Norman, Okla.	W, 16-1	3-0
2012	Norman, Okla.	W, 8-5	4-0
	Norman, Okla.	W, 6-2	5-0
2022	Norman, Okla.	W, 10-4	6-0
	Norman, Okla.	W, 8-7	7-0
2023	Norman, Okla.	W, 8-6	8-0

ALABAMA

Overall Series: Alabama leads 5-2

YEAR	SITE	RESULT	SERIES
2001	Tuscaloosa, Ala.	L, 8-10	0-1
	Tuscaloosa, Ala.	L, 0-5	0-2
	Tuscaloosa, Ala.	L, 5-6	0-3
2002	*Oklahoma City	L, 3-17	0-4
2018	Norman, Okla.	W, 2-1 (11)	1-4
	Norman, Okla.	W, 16-4	2-4
	Norman, Okla.	L, 1-13	2-5

ALABAMA STATE

Overall Series: Alabama State leads 3-0

YEAR	SITE	RESULT	SERIES
2012	Norman, Okla.	W, 5-0	1-0
	Norman, Okla.	W, 2-1	2-0
	Norman, Okla.	W, 7-0	3-0

ALCORN STATE

Overall Series: OU leads 2-0

YEAR	SITE	RESULT	SERIES
2015	Norman, Okla.	W, 9-4	1-0
	Norman, Okla.	W, 8-0	2-0

APPALACHIAN STATE

Overall Series: Oklahoma leads 2-1

YEAR	SITE	RESULT	SERIES
2012	*Charlottesville, Va.	L, 4-5	0-1
	*Charlottesville, Va.	W, 14-6	1-1
	*Charlottesville, Va.	W, 5-2	2-1

ARIZONA

Overall Series: Arizona leads 15-3

YEAR	SITE	RESULT	SERIES
1963	Tuscon, Ariz.	L, 7-10	0-1
	Tuscon, Ariz.	W, 9-5	1-1
1965	Tuscon, Ariz.	L, 5-6	1-2
	Tuscon, Ariz.	L, 2-11	1-3
1968	Tuscon, Ariz.	W, 7-5	2-3
	Tuscon, Ariz.	L, 6-9	2-4
	Tuscon, Ariz.	L, 1-15	2-5
1973	Tuscon, Ariz.	W, 4-3	3-5
	Tuscon, Ariz.	L, 0-5	3-6
1976	Tuscon, Ariz.	L, 1-7	3-7
	Tuscon, Ariz.	L, 3-6	3-8
	Tuscon, Ariz.	L, 1-14	3-9
	Tuscon, Ariz.	L, 8-9	3-10
	*Omaha, Neb.	L, 2-10	3-11
1979	*Tuscon, Ariz.	L, 1-8	3-12
2021	Frisco, Texas	L, 13-20	3-13
	Frisco, Texas	L, 1-12	3-14
2022	Arlington, Texas	L, 4-14	3-15

ARIZONA STATE

Overall Series: Arizona State leads 50-18

YEAR	SITE	RESULT	SERIES
1963	Tempe, Ariz.	L, 0-8	0-1
	Tempe, Ariz.	L, 4-5	0-2
1965	Tempe, Ariz.	L, 2-10	0-3

	Tempe, Ariz.	W, 1-0	1-3
1967	Phoenix, Ariz.	L, 0-3	1-4
	Tempe, Ariz.	L, 0-1	1-5
	Phoenix, Ariz.	L, 2-9	1-6
	Tempe, Ariz.	L, 3-13	1-7
1968	Tempe, Ariz.	W, 6-5	2-7
	Tempe, Ariz.	L, 2-4	2-8
	Phoenix, Ariz.	L, 2-8	2-9
1969	Tempe, Ariz.	L, 4-5 (10)	2-10
1970	Tempe, Ariz.	L, 0-5	2-11
	Tempe, Ariz.	W, 12-3	3-11
1971	Riverside, Calif.	L, 5-14	3-12
1972	*Omaha, Neb.	L, 0-1	3-13
1973	Tempe, Ariz.	L, 8-9 (8)	3-14
	Tempe, Ariz.	L, 3-4 (13)	3-15
1974	Phoenix, Ariz.	W, 11-4	4-15
	Tempe, Ariz.	L, 3-4	4-16
	Tempe, Ariz.	W, 10-6	5-16
1975	Norman, Okla.	W, 11-2	6-16
	Norman, Okla.	L, 3-4	6-17
	*Omaha, Neb.	L, 0-1	6-18
1976	Tempe, Ariz.	L, 0-4	6-19
	Tempe, Ariz.	L, 3-8	6-20
	Tempe, Ariz.	L, 2-5	6-21
	Norman, Okla.	L, 5-19	6-22
	Norman, Okla.	L, 5-7	6-23
1979	Tempe, Ariz.	L, 4-8	6-24
	Tempe, Ariz.	L, 1-13	6-25
1980	Las Vegas, Nev.	W, 8-2	7-25
1986	Tempe, Ariz.	L, 5-6	7-26
	Tempe, Ariz.	L, 4-10	7-27
	Tempe, Ariz.	L, 4-8	7-28
1988	*Tempe, Ariz.	L, 6-13	7-29
1994	*Omaha, Neb.	W, 4-3	8-29
	*Omaha, Neb.	W, 6-1	9-29
1995	Tempe, Ariz.	L, 2-6	9-30
	Tempe, Ariz.	L, 2-8	9-31
1996	Norman, Okla.	W, 12-11	10-31
1997	Tempe, Ariz.	L, 3-6	10-32
	Norman, Okla.	W, 13-4	11-32
1998	Tempe, Ariz.	L, 6-7	11-33
	Tempe, Ariz.	W, 9-5	12-33
	Norman, Okla.	L, 6-10	12-34
1999	Tempe, Ariz.	W, 7-6	13-34
	Tempe, Ariz.	L, 0-11	13-35
	Oklahoma City	W, 3-2	14-35
2000	Oklahoma City	L, 6-20	14-36
2001	Oklahoma City	L, 3-5 (11)	14-37
2002	Tempe, Ariz.	W, 6-3	15-37
	Tempe, Ariz.	L, 4-6	15-38
	Tempe, Ariz.	W, 7-5	16-38
2003	Tempe, Ariz.	W, 6-5	17-38
	Tempe, Ariz.	L, 3-10	17-39
	Tempe, Ariz.	L, 2-10	17-40
2005	Surprise, Ariz.	L, 5-7	17-41
	Tempe, Ariz.	L, 4-5	17-42
	Tempe, Ariz.	L, 1-5	17-43
	Tempe, Ariz.	L, 5-6	17-44
2006	Tempe, Ariz.	L, 8-7	17-45
	Tempe, Ariz.	W, 15-8	18-45
2008	*Tempe, Ariz.	L, 3-15	18-46
	*Tempe, Ariz.	L, 0-12	18-47
2011	Tempe, Ariz.	L, 2-6	18-48
	Tempe, Ariz.	L, 4-6	18-49
2015	Phoenix, Ariz.	L, 4-7	18-50

ARKANSAS

Overall Series: Arkansas leads 14-13

YEAR	SITE	RESULT	SERIES
1970	Norman, Okla.	W, 2-1 (8)	1-0
	Norman, Okla.	L, 2-5	1-1
1972	Norman, Okla.	W, 3-2	2-1
	Norman, Okla.	W, 4-3	3-1
1977	Norman, Okla.	L, 2-5	3-2
	Norman, Okla.	W, 4-3	4-2
1983	Norman, Okla.	W, 11-4	5-2
	Norman, Okla.	L, 3-14	5-3
	Norman, Okla.	L, 2-7	5-4
1987	Fayetteville, Ark.	L, 11-12	5-5

1988	Norman, Okla.	W, 11-3	6-5
1989	Fayetteville, Ark.	W, 3-2	7-5
1991	Norman, Okla.	L, 2-11	7-6
1993	Fayetteville, Ark.	L, 0-8	7-7
1994	Norman, Okla.	W, 11-2	8-7
1996	Fayetteville, Ark.	L, 8-9	8-8
2001	Norman, Okla.	L, 4-5	8-9
2002	Norman, Okla.	W, 7-1	9-9
	Fayetteville, Ark.	L, 6-9	9-10
	*Wichita, Kan.	L, 5-8	9-11
2009	Fayetteville, Ark.	L, 7-8	9-12
	*Norman, Okla.	L, 6-17	9-13
	*Norman, Okla.	L, 0-11	9-14
2010	Norman, Okla.	W, 5-2	10-14
2012	Norman, Okla.	W, 4-0	11-14
2020	Houston, Texas	W, 6-3	12-14
2021	Fayetteville, Ark.	W, 8-5	13-14

ARKANSAS STATE

Overall Series: OU leads 9-2

YEAR	SITE	RESULT	SERIES
1985	Ediburg, Texas	W, 15-4	1-0
1986	Ediburg, Texas	W, 10-3	2-0
1988	Ediburg, Texas	W, 12-8	3-0
1990	Norman, Okla.	W, 16-5	4-0
	Ediburg, Texas	W, 12-4	5-0
	Ediburg, Texas	W, 12-3	6-0
1994	*Austin, Texas	W, 10-3	7-0
1999	Arlington, Texas	L, 6-12	7-1
2021	Norman, Okla.	L, 14-15	7-2
	Norman, Okla.	W, 9-1	8-2
	Norman, Okla.	W, 12-6	9-2

ARKANSAS-LITTLE ROCK

Overall Series: OU leads 25-6

YEAR	SITE	RESULT	SERIES
1986	Norman, Okla.	W, 13-1	1-0
	Norman, Okla.	W, 20-5	2-0
1987	Norman, Okla.	W, 11-7	3-0
	Norman, Okla.	W, 21-5	4-0
1988	Norman, Okla.	W, 17-12	5-0
	Norman, Okla.	W, 8-7	6-0
1989	Norman, Okla.	W, 18-11	7-0
	Norman, Okla.	W, 16-15	8-0
1990	Norman, Okla.	W, 13-2	9-0
	Norman, Okla.	W, 6-5	10-0
1991	Norman, Okla.	W, 12-5	11-0
	Norman, Okla.	W, 16-12	12-0
1997	Norman, Okla.	W, 14-7	13-0
1999	Norman, Okla.	L, 8-13	13-1
2002	Norman, Okla.	W, 10-4	14-1
	Norman, Okla.	W, 16-6	15-1
	Norman, Okla.	L, 2-4	15-2
2004	Norman, Okla.	W, 7-5	16-2
2009	Norman, Okla.	W, 11-7	17-2
	Norman, Okla.	W, 16-6	18-2
2010	Norman, Okla.	W, 14-5	19-2
2011	Norman, Okla.	W, 11-4	20-2
	Norman, Okla.	W, 2-1	21-2
	Norman, Okla.	L, 0-7	21-3
2013	Norman, Okla.	L, 2-5	21-4
	Norman, Okla.	L, 3-4	21-5
2014	Norman, Okla.	L, 2-11	21-6
2015	Norman, Okla.	W, 22-0	22-6
2016	Little Rock, Ark.	W, 5-2	23-6
2017	Norman, Okla.	W, 10-5	24-6
2018	Norman, Okla.	W, 13-0	25-6

ARKANSAS PINE BLUFF

Overall Series: OU leads 16-0

YEAR	SITE	RESULT	SERIES
2005	Norman, Okla.	W, 21-8	1-0
	Norman, Okla.	W, 20-0	2-0
2008	Norman, Okla.	W, 8-2	3-0
	Norman, Okla.	W, 9-3	4-0
2010	Norman, Okla.	W, 26-3	5-0
	Norman, Okla.	W, 16-1	6-0
2011	Norman, Okla.	W, 27-7	7-0
	Norman, Okla.	W, 12-1	8-0

SERIES RECORDS

2012	Norman, Okla.	W, 9-4	9-0
	Norman, Okla.	W, 5-4	10-0
2013	Norman, Okla.	W, 4-1	11-0
	Norman, Okla.	W, 11-1	12-0
2014	Norman, Okla.	W, 16-6	13-0
	Norman, Okla.	W, 11-0	14-0
2019	Norman, Okla.	W, 8-0	15-0
2020	Norman, Okla.	W, 13-2	16-0

ARMY

Overall Series: OU leads 2-0

YEAR	SITE	RESULT	SERIES
2012	*Charlottesville, Va.	W, 2-1 (10)	1-0
2023	*Charlottesville, Va.	W, 10-1	2-0

AUBURN

Overall Series: OU leads 6-1

YEAR	SITE	RESULT	SERIES
1992	Mobile, Ala.	W, 6-3	1-0
1994	*Omaha, Neb.	W, 5-4	2-0
1995	*Oklahoma City	W, 9-8	3-0
	*Oklahoma City	W, 3-1	4-0
1998	*Tallahassee, Fla.	L, 8-9	4-1
2021	Round Rock, Texas	W, 4-3 (10)	5-1
2022	Arlington, Texas	W, 3-0	6-1

AUGUSTANA

Overall Series: OU leads 1-0

YEAR	SITE	RESULT	SERIES
1989	Norman, Okla.	W, 10-5	1-0

AUSTIN PEAY

Overall Series: OU leads 2-1

YEAR	SITE	RESULT	SERIES
2016	Clarksville, Tenn.	W, 11-3	1-0
	Clarksville, Tenn.	W, 4-1	2-0
	Clarksville, Tenn.	L, 7-17	2-1

BACONE

Overall Series: OU leads 1-0

YEAR	SITE	RESULT	SERIES
2011	Norman, Okla.	W, 5-2	1-0

BAKER

Overall Series: OU leads 1-0

YEAR	SITE	RESULT	SERIES
1983	Norman, Okla.	W, 9-2	1-0

BAYLOR

Overall Series: OU leads 55-46#

Big 12 Series: Series tied 37-37

YEAR	SITE	RESULT	SERIES
1964	Waco, Texas	L, 3-13	0-1
1975	Waco, Texas	L, 0-5	0-2
	Waco, Texas	W, 11-3	1-2
	Norman, Okla.	W, 11-2	2-2
	Norman, Okla.	L, 3-5	2-3
1986	Edinburg, Texas	L, 2-3	2-4
1995	Norman, Okla.	W, 5-3	3-4
	Norman, Okla.	W, 8-3	4-4
	Norman, Okla.	W, 23-0	5-4
1996	Waco, Texas	W, 23-18	6-4
	Waco, Texas	W, 16-5	7-4
1997	Waco, Texas	W, 6-5	8-4
	Waco, Texas	L, 8-12	8-5
	Waco, Texas	L, 6-7	8-6
1998	Norman, Okla.	W, 19-7	9-6
	Norman, Okla.	W, 11-6	10-6
	Norman, Okla.	L, 9-10	10-7
1999	Houston, Texas	L, 3-7	10-8
	Waco, Texas	L, 12-16	10-9
	Waco, Texas	L, 2-3	10-10
	Waco, Texas	W, 15-11	11-10
2000	Norman, Okla.	L, 3-1	11-11
	Norman, Okla.	L, 3-6	11-12
	Norman, Okla.	W, 12-6	12-12
2001	Waco, Texas	L, 3-5	12-13
	Waco, Texas	W, 3-2	13-13
	Waco, Texas	L, 3-5	13-14

2002	Norman, Okla.	L, 4-5	13-15
	Norman, Okla.	W, 4-1	14-15
	Norman, Okla.	W, 6-5 (11)	15-15
2003	Waco, Texas	L, 5-6	15-16
	Waco, Texas	L, 3-4	15-17
	Waco, Texas	L, 3-10	15-18
2004	Norman, Okla.	W, 5-4	16-18
	Norman, Okla.	W, 12-11	17-18
	Norman, Okla.	W, 5-4	18-18
	\$Arlington, Texas	L, 4-14 (7)	18-19
2005	Waco, Texas	L, 3-5	18-20
	Waco, Texas	W, 5-2	19-20
	Waco, Texas	L, 2-6	19-21
2006	Norman, Okla.	L, 5-6	19-22
	Norman, Okla.	W, 5-2	20-22
	Norman, Okla.	W, 10-4	21-22
2007	Waco, Texas	L, 2-4	21-23
	Waco, Texas	W, 5-4	22-23
	Waco, Texas	L, 2-5	22-24
	\$Oklahoma City	L, 6-7	22-25
2008	Norman, Okla.	W, 11-2	23-25
	Norman, Okla.	W, 3-2	24-25
	Norman, Okla.	L, 3-7	24-26
2009	Waco, Texas	W, 4-2	25-26
	Waco, Texas	W, 12-4	26-26
	Waco, Texas	W, 11-8	27-26
2010	Norman, Okla.	W, 7-6	28-26
	\$Oklahoma City	L, 3-8	28-27
2011	Waco, Texas	L, 2-4	28-28
	Waco, Texas	W, 5-4	29-28
	Waco, Texas	L, 2-3	29-29
2012	Norman, Okla.	W, 1-0 (10)	30-29
	Norman, Okla.	W, 2-1	31-29
	Norman, Okla.	W, 12-6	32-29
	\$Oklahoma City	W, 3-2	33-29
	\$Oklahoma City	W, 7-2	34-29
2013	Waco, Texas	L, 1-2	34-30
	Waco, Texas	W, 3-1	35-30
	Waco, Texas	L, 10-12	35-31
	\$Oklahoma City	W, 2-0	36-31
2014	Norman, Okla.	L, 2-3	36-32
	Norman, Okla.	W, 13-7	37-32
	Norman, Okla.	L, 5-10	37-33
2015	Waco, Texas	L, 0-3	37-34
	Waco, Texas	L, 2-7	37-35
	Waco, Texas	W, 13-3	38-35
2016	Norman, Okla.	W, 4-3	39-35
	Norman, Okla.	L, 1-6	39-36
	Norman, Okla.	W, 7-6	40-36
2017	Waco, Texas	W, 11-3	41-36
	Waco, Texas	L, 0-7	41-37
	Waco, Texas	W, 3-0	42-37
2018	Norman, Okla.	W, 4-2	43-37
	Norman, Okla.	W, 5-4	44-37
	Norman, Okla.	W, 6-1	45-37
	\$Oklahoma City	L, 0-4	45-38
	\$Oklahoma City	L, 3-10	45-39
2019	Waco, Texas	W, 7-5	46-39
	Waco, Texas	L, 3-7	46-40
	Waco, Texas	L, 2-3	46-41
	\$Oklahoma City	L, 2-8	46-42
2021	Round Rock, Texas	W, 9-3	47-42
	Waco, Texas	L, 5-9	47-43
	Waco, Texas	W, 10-6	48-43
	Waco, Texas	W, 6-5	49-43
2022	Norman, Okla.	W, 5-3	50-43
	Norman, Okla.	W, 9-5	51-43
	Norman, Okla.	L, 8-16	51-44
2023	Waco, Texas	L, 6-10	51-45
	Waco, Texas	W, 6-3	52-45
	Waco, Texas	L, 3-5	52-46
2024	Norman, Okla.	W, 19-7	53-46
	Norman, Okla.	W, 9-1	54-46
	Norman, Okla.	W, 19-7 (7)	55-46

Seven games played between 1942-1963, OU trails 4-3

BELMONT

Overall Series: OU leads 4-0

YEAR	SITE	RESULT	SERIES
1978	Nashville, Tenn.	W, 21-2	1-0

2014	Norman, Okla.	W, 4-3 (10)	2-0
	Norman, Okla.	W, 6-5 (11)	3-0
	Norman, Okla.	W, 10-1	4-0

BRADLEY

Overall Series: Tied 1-1 (Played between 1942-1963)

BETHANY NAZARENE

Overall Series: OU leads 2-0

YEAR	SITE	RESULT	SERIES
1977	Norman, Okla.	W, 5-1	1-0
	Norman, Okla.	W, 12-1	2-0

BETHUNE COOKMAN

Overall Series: OU leads 1-0

YEAR	SITE	RESULT	SERIES
2009	Tampa, Fla.	W, 5-4	1-0

BOSTON COLLEGE

Overall Series: OU leads 1-0

YEAR	SITE	RESULT	SERIES
2017	Norman, Okla.	W, 5-4	1-0

BRIGHAM YOUNG

Overall Series: OU leads 11-2

Big 12 Series: OU leads 3-0

YEAR	SITE	RESULT	SERIES
1971	Riverside, Calif.	W, 8-3	1-0
1975	Honolulu, Hawaii	W, 11-2	2-0
	Honolulu, Hawaii	W, 7-4	3-0
1976	Las Vegas, Nev.	W, 4-2	4-0
	Las Vegas, Nev.	W, 8-3	5-0
1997	Tempe, Ariz.	L, 13-21	5-1
2015	Las Vegas, Nev.	W, 7-6	6-1
	Las Vegas, Nev.	L, 3-4	6-2
	Las Vegas, Nev.	W, 3-2	7-2
	Las Vegas, Nev.	W, 7-1	8-2
2024	Provo, Utah	W, 10-8	9-2
	Provo, Utah	W, 12-6	10-2
	Provo, Utah	W, 10-7	11-2

BUFFALO

Overall Series: OU leads 8-0

YEAR	SITE	RESULT	SERIES
1981	St. Petersburg, Fla.	W, 17-7	1-0
	St. Petersburg, Fla.	W, 2-1	2-0
	St. Petersburg, Fla.	W, 9-2	3-0
	St. Petersburg, Fla.	W, 17-3	4-0
2017	Norman, Okla.	W, 16-10	5-0
	Norman, Okla.	W, 1-0	6-0
	Norman, Okla.	W, 11-0 (7)	7-0
	Norman, Okla.	W, 5-1	8-0

CAL POLY

Overall Series: OU leads 4-1

YEAR	SITE	RESULT	SERIES
1986	Norman, Okla.	L, 12-15	0-1
	Norman, Okla.	W, 19-4	1-1
2019	Norman, Okla.	W, 4-1	2-1
	Norman, Okla.	W, 9-3	3-1
	Norman, Okla.	W, 5-2	4-1

UC SANTA BARBARA

Overall Series: UC Santa Barbara leads 1-0

YEAR	SITE	RESULT	SERIES
1977	Santa Barbara, Calif.	L, 10-12	0-1

CAL STATE BAKERSFIELD

Overall Series: OU Leads 7-0

YEAR	SITE	RESULT	SERIES
2014	Norman, Okla.	W, 4-2	1-0
	Norman, Okla.	W, 17-4	2-0
	Norman, Okla.	W, 4-3	3-0
2016	Bakersfield, Calif.	W, 6-4	4-0
	Bakersfield, Calif.	W, 6-3	5-0
	Bakersfield, Calif.	W, 10-7	6-0
	Bakersfield, Calif.	W, 13-0	7-0

CAL STATE FULLERTON

Overall Series: CSF leads 5-4

YEAR	SITE	RESULT	SERIES
1975	*Omaha, Neb.	W, 11-4	1-0
1985	Oklahoma City	W, 6-2	2-0
	Oklahoma City	L, 4-12	2-1
1994	Fullerton, Calif.	L, 1-4	2-2
1996	Fullerton, Calif.	L, 5-11	2-3
2000	Oklahoma City	W, 4-3	3-3
2004	Fullerton, Calif.	W, 5-1 (10)	4-3
2005	Surprise, Ariz.	L, 0-7	4-4
2019	San Diego, Calif.	L, 6-8	4-5

CAL STATE NORTHRIDGE

Overall Series: OU leads 1-0

YEAR	SITE	RESULT	SERIES
2004	Surprise, Ariz.	W, 4-2	1-0

CALIFORNIA

Overall Series: OU leads 5-1

YEAR	SITE	RESULT	SERIES
1990	Norman, Okla.	W, 9-5	1-0
	Norman, Okla.	W, 9-8	2-0
	Norman, Okla.	L, 14-16	2-1
2009	Norman, Okla.	W, 9-6	3-1
2011	San Diego, Calif.	W, 5-3	4-1
2023	Frisco, Texas	W, 9-5	5-1

CALIFORNIA BAPTIST

Overall Series: CBU leads 1-2

YEAR	SITE	RESULT	SERIES
2023	Norman, Okla.	W, 5-2	1-0
	Norman, Okla.	L, 2-5	1-1
	Norman, Okla.	L, 3-6	1-2

CAMERON

Overall Series: OU leads 15-0-1

YEAR	SITE	RESULT	SERIES
1975	Norman, Okla.	W, 6-0	1-0
	Norman, Okla.	W, 9-8	2-0
1976	Norman, Okla.	W, 12-0	3-0
	Norman, Okla.	W, 13-2	4-0
1978	Norman, Okla.	W, 8-2	5-0
	Norman, Okla.	W, 9-5	6-0
	Norman, Okla.	W, 12-1	7-0
1979	Norman, Okla.	W, 12-3	8-0
	Norman, Okla.	W, 13-1	9-0
1980	Norman, Okla.	W, 9-7	10-0
	Norman, Okla.	T, 9-9	10-0-1
1981	Norman, Okla.	W, 19-2	11-0-1
	Norman, Okla.	W, 17-7	12-0-1
1982	Norman, Okla.	W, 15-4	13-0-1
1984	Norman, Okla.	W, 19-0	14-0-1
	Norman, Okla.	W, 17-3	15-0-1

CENTENARY

Overall Series: OU leads 9-0

YEAR	SITE	RESULT	SERIES
1989	Norman, Okla.	W, 10-8	1-0
	Norman, Okla.	W, 9-8	2-0
2001	Norman, Okla.	W, 5-0	3-0
	Norman, Okla.	W, 7-1	4-0
	Norman, Okla.	W, 7-1	5-0
	Norman, Okla.	W, 16-7	6-0
2006	Norman, Okla.	W, 17-6	7-0
	Norman, Okla.	W, 12-0	8-0
	Norman, Okla.	W, 7-6	9-0

CENTRAL ARKANSAS

Overall Series: OU leads 3-0

YEAR	SITE	RESULT	SERIES
2009	Norman, Okla.	W, 12-6	1-0
2015	Norman, Okla.	W, 7-0	2-0
2016	Norman, Okla.	W, 3-0	3-0

CENTRAL CONNECTICUT STATE

Overall Series: OU leads 5-0

YEAR	SITE	RESULT	SERIES
2004	*Oklahoma City	W, 6-1	1-0
2017	Norman, Okla.	W, 3-0	2-0
	Norman, Okla.	W, 13-2	3-0

	Norman, Okla.	W, 6-1	4-0
	Norman, Okla.	W, 11-2	5-0

CENTRAL MICHIGAN

Overall Series: OU leads 9-3

YEAR	SITE	RESULT	SERIES
1975	Norman, Okla.	W, 5-3	1-0
	Norman, Okla.	W, 9-1	2-0
1976	Norman, Okla.	W, 3-0	3-0
	Norman, Okla.	W, 13-2	4-0
1984	Edinburg, Texas	L, 1-2	4-1
	Edinburg, Texas	W, 12-4	5-1
1986	Edinburg, Texas	W, 3-2	6-1
	Edinburg, Texas	L, 1-9	6-2
1987	Edinburg, Texas	L, 1-2	6-3
1992	Norman, Okla.	W, 7-1	7-3
	Norman, Okla.	W, 10-3	8-3
	Norman, Okla.	W, 15-4	9-3

CENTRAL OKLAHOMA

Overall Series: OU leads 13-0

YEAR	SITE	RESULT	SERIES
1973	Norman, Okla.	W, 10-1	1-0
	Norman, Okla.	W, 9-4	2-0
	Norman, Okla.	W, 12-0	3-0
1974	Norman, Okla.	W, 13-3	4-0
	Norman, Okla.	W, 14-0	5-0
1975	Norman, Okla.	W, 9-0	6-0
1976	Norman, Okla.	W, 5-4	7-0
1976	Norman, Okla.	W, 14-4	8-0
1982	Norman, Okla.	W, 21-0	9-0
1991	Norman, Okla.	W, 15-10	10-0
1992	Norman, Okla.	W, 15-4	11-0
1999	Norman, Okla.	W, 9-8	12-0
2000	Norman, Okla.	W, 8-1	13-0

CINCINNATI

Overall Series: OU leads 2-1

Big 12 Series: OU leads 2-1

YEAR	SITE	RESULT	SERIES
2024	Cincinnati, Ohio	W, 14-6	1-0
	Cincinnati, Ohio	W, 12-8	2-0
	Cincinnati, Ohio	L, 6-10	2-1

CITADEL

Overall Series: OU Leads 1-0

YEAR	SITE	RESULT	SERIES
2014	Orlando, Fla.	W, 9-7	1-0

CLEMSON

Overall Series: Tied 1-1

YEAR	SITE	RESULT	SERIES
1992	*Starkville, Miss.	W, 7-6	1-0
2010	*Omaha, Neb.	L, 4-6	1-1

COASTAL CAROLINA

Overall Series: Tied 1-1

YEAR	SITE	RESULT	SERIES
2013	*Blacksburg, Va.	W, 7-3	1-0
2018	Conway, S.C.	L, 3-4	1-1

COLORADO STATE

Overall Series: OU leads 1-0

YEAR	SITE	RESULT	SERIES
1991	San Jose, Cal.	W, 10-0	1-0

COLORADO WESTERN

Overall Series: OU leads 1-0

YEAR	SITE	RESULT	SERIES
1969	Tempe, Ariz.	W, 8-0	1-0

COLORADO

Overall Series: OU leads 63-25#

YEAR	SITE	RESULT	SERIES
1962	Boulder, Colo.	W, 2-1	1-0
	Boulder, Colo.	L, 0-7	1-1
	Boulder, Colo.	W, 13-12	2-1
1964	Boulder, Colo.	L, 4-5	2-2
	Boulder, Colo.	W, 10-8	3-2

	Boulder, Colo.	L, 6-10	3-3
1965	Norman, Okla.	W, 10-1	4-3
	Norman, Okla.	L, 5-6	4-4
	Norman, Okla.	W, 5-4	5-4
1966	Boulder, Colo.	L, 0-1(8)	5-5
	Boulder, Colo.	L, 1-3(8)	5-6
	Boulder, Colo.	L, 12-13(10)	5-7
1967	Norman, Okla.	W, 5-2	6-7
	Norman, Okla.	W, 10-3	7-7
	Norman, Okla.	W, 10-3	8-7
1968	Boulder, Colo.	W, 12-11	9-7
	Boulder, Colo.	L, 6-10	9-8
	Boulder, Colo.	W, 12-9	10-8
1969	Norman, Okla.	W, 6-4	11-8
	Norman, Okla.	W, 7-5	12-8
	Norman, Okla.	W, 10-1	13-8
1970	Norman, Okla.	L, 2-6	13-9
	Norman, Okla.	W, 6-0	14-9
	Norman, Okla.	W, 5-1	15-9
1971	Boulder, Colo.	W, 4-2	16-9
	Boulder, Colo.	L, 2-4	16-10
	Boulder, Colo.	W, 8-7	17-10
1972	Norman, Okla.	W, 10-4	18-10
	Norman, Okla.	W, 8-3	19-10
	Norman, Okla.	L, 1-11	19-11
1973	Boulder, Colo.	W, 12-2	20-11
	Boulder, Colo.	L, 5-8	20-12
	Boulder, Colo.	L, 4-5(10)	20-13
1974	Norman, Okla.	W, 2-0	21-13
	Norman, Okla.	W, 8-1	22-13
	Norman, Okla.	L, 2-8	22-14
1975	Boulder, Colo.	W, 7-4	23-14
	Boulder, Colo.	W, 8-2	24-14
	Boulder, Colo.	W, 10-6	25-14
1976	Norman, Okla.	W, 14-2	26-14
	Oklahoma City	L, 0-3	26-15
	Norman, Okla.	W, 15-0	27-15
	Norman, Okla.	W, 11-1	28-15
1977	Norman, Okla.	W, 9-1	29-15
	Norman, Okla.	W, 7-3	30-15
	Norman, Okla.	W, 7-1	31-15
	Norman, Okla.	W, 4-3	32-15
1978	Boulder, Colo.	W, 30-2	33-15
	Boulder, Colo.	W, 7-0	34-15
	Boulder, Colo.	W, 8-7	35-15
	Boulder, Colo.	W, 13-2	36-15
1979	Norman, Okla.	W, 10-2	37-15
	Norman, Okla.	W, 12-6	38-15
	Norman, Okla.	W, 10-0	39-15
	Norman, Okla.	W, 9-1	40-15
1980	Boulder, Colo.	W, 4-3	41-15
	Boulder, Colo.	W, 9-2	42-15

31 Games Played Between 1942-1963, OU leads 21-10

COLUMBIA

Overall Series: OU leads 4-0

YEAR	SITE	RESULT	SERIES
2019	Norman, Okla.	12-3	1-0
	Norman, Okla.	9-1	2-0
	Norman, Okla.	9-0	3-0
	Norman, Okla.	6-2	4-0

CONNECTICUT

Overall Series: Connecticut leads 3-2

YEAR	SITE	RESULT	SERIES
2012	Eugene, Ore.	L, 2-3	0-1
2013	*Blacksburg, Va.	W, 5-3	1-1
2024	*Norman, Okla.	L, 1-4	1-2
	*Norman, Okla.	W, 6-4	2-2
	*Norman, Okla.	L, 1-7	2-3

CREIGHTON

Overall Series: OU leads 8-5

YEAR	SITE	RESULT	SERIES
1973	*Tulsa, Okla.	W, 8-1	1-0
1982	Omaha, Neb.	W, 8-7	2-0
	Omaha, Neb.	W, 9-1	3-0
1991	Norman, Okla.	W, 17-12	4-0
	Omaha, Neb.	L, 2-5	4-1

SERIES RECORDS

1994	Houston, Texas	W, 8-0	5-1
2001	Norman, Okla.	L, 12-14	5-2
	Norman, Okla.	L, 3-9	5-3
2004	Norman, Okla.	L, 2-3	5-4
	Norman, Okla.	W, 6-1	6-4
	Norman, Okla.	L, 7-9	6-5
2007	Norman, Okla.	W, 4-2	7-5
	Norman, Okla.	W, 8-2	8-5

DALLAS BAPTIST

Overall Series: OU leads 26-18

YEAR	SITE	RESULT	SERIES
1978	Norman, Okla.	W, 12-3	1-0
	Norman, Okla.	W, 11-5	2-0
1980	Norman, Okla.	W, 12-1	3-0
	Norman, Okla.	W, 7-3	4-0
1984	Dallas, Texas	W, 8-2	5-0
	Dallas, Texas	W, 5-3	6-0
	Norman, Okla.	W, 5-3	7-0
	Norman, Okla.	W, 8-1	8-0
1985	Norman, Okla.	W, 7-1	9-0
1986	Norman, Okla.	W, 12-1	10-0
	Norman, Okla.	W, 14-5	11-0
1987	Norman, Okla.	W, 13-12	12-0
	Norman, Okla.	W, 13-4	13-0
1988	Norman, Okla.	W, 13-2	14-0
2004	Norman, Okla.	L, 5-7	14-1
2005	Norman, Okla.	W, 7-5	15-1
2006	Norman, Okla.	L, 3-9	15-2
2007	Norman, Okla.	W, 9-7	16-2
	Norman, Okla.	W, 2-1	17-2
2008	Frisco, Texas	W, 3-1	18-2
	Norman, Okla.	W, 8-4	19-2
2010	Dallas, Texas	W, 8-4	20-2
	Norman, Okla.	W, 14-0	21-2
2011	Norman, Okla.	L, 2-3	21-3
	*Fort Worth, Texas	L, 2-3 (10)	21-4
2012	Dallas, Texas	L, 6-7	21-5
	Norman, Okla.	L, 2-8	21-6
2013	Dallas, Texas	L, 0-2	21-7
	Norman, Okla.	L, 4-6	21-8
2014	Norman, Okla.	L, 1-9	21-9
2015	Norman, Okla.	L, 5-7	21-10
2016	Norman, Okla.	W, 12-2	22-10
2017	Dallas, Texas	L, 10-16	22-11
2018	Dallas, Texas	L, 2-5	22-12
	Norman, Okla.	W, 15-3	23-12
2019	Norman, Okla.	W, 4-2	24-12
	Dallas, Texas	L, 2-7	24-13
2021	Frisco, Texas	L, 3-9	24-14
2022	Norman, Okla.	W, 8-7	25-14
	Dallas, Texas	L, 1-10	25-15
2023	Norman, Okla.	L, 6-8	25-16
	Dallas, Texas	W, 10-7	26-16
2024	Dallas, Texas	L, 7-11	26-17
	Norman, Okla.	L, 0-6	26-18

DALLAS UNIVERSITY

Overall Series: OU leads 4-0

YEAR	SITE	RESULT	SERIES
1972	Norman, Okla.	W, 15-1	1-0
	Norman, Okla.	W, 6-0	2-0
1976	Norman, Okla.	W, 6-1	3-0
	Norman, Okla.	W, 12-0	4-0

DELAWARE

Overall Series: OU leads 1-0

YEAR	SITE	RESULT	SERIES
1998	*Tallahassee, Fla.	W, 6-3	1-0

DENVER

Overall Series: OU leads 1-0

YEAR	SITE	RESULT	SERIES
1973	Tucson, Ariz.	W, 9-5	1-0

DETROIT MERCY

Overall Series: OU leads 1-0

YEAR	SITE	RESULT	SERIES
------	------	--------	--------

1983	Tampa, Fla.	W, 18-0	1-0
------	-------------	---------	-----

DUKE

Overall Series: OU leads 1-0

YEAR	SITE	RESULT	SERIES
2024	*Norman, Okla.	W, 4-3	1-0

EAST CAROLINA

Overall Series: ECU leads 2-0

YEAR	SITE	RESULT	SERIES
2023	*Charlottesville, Va.	L, 5-14	0-1
	*Charlottesville, Va.	L, 5-8	0-2

EAST CENTRAL

Overall Series: OU leads 2-0

YEAR	SITE	RESULT	SERIES
1980	Norman, Okla.	W, 5-2	1-0
	Norman, Okla.	W, 9-6	2-0

EASTERN ILLINOIS

Overall Series: OU leads 8-1

YEAR	SITE	RESULT	SERIES
1992	Norman, Okla.	W, 5-3	1-0
	Norman, Okla.	W, 15-6	2-0
	Norman, Okla.	W, 15-5	3-0
1997	Norman, Okla.	W, 9-2	4-0
	Norman, Okla.	W, 9-7	5-0
2005	Norman, Okla.	W, 19-3	6-0
	Norman, Okla.	W, 10-7	7-0
	Norman, Okla.	W, 6-1	8-0
2009	Tampa, Fla.	L, 6-8	8-1

EASTERN KENTUCKY

Overall Series: OU leads 1-0

YEAR	SITE	RESULT	SERIES
1986	*Baton Rouge, La.	W, 21-14	1-0

EASTERN MICHIGAN

Overall Series: OU leads 3-2

YEAR	SITE	RESULT	SERIES
1975	*Omaha, Neb.	W, 7-0	1-0
1982	*Austin, Texas	L, 2-9	1-1
1991	Norman, Okla.	W, 19-5	2-1
	Norman, Okla.	W, 5-4	3-1
1997	Tempe, AZ.	L, 9-12	3-2

ECKERD

Overall Series: OU leads 2-0

YEAR	SITE	RESULT	SERIES
1981	St. Petersburg, Fla.	W, 6-4	1-0
	St. Petersburg, Fla.	W, 7-1	2-0

EMPORIA STATE

Overall Series: OU Leads 10-0

YEAR	SITE	RESULT	SERIES
1987	Norman, Okla.	W, 14-8	1-0
	Norman, Okla.	W, 8-2	2-0
1990	Norman, Okla.	W, 10-3	3-0
1993	Norman, Okla.	W, 11-8	4-0
1994	Norman, Okla.	W, 12-3	5-0
1995	Norman, Okla.	W, 8-1	6-0
1996	Norman, Okla.	W, 3-0	7-0
1997	Norman, Okla.	W, 18-6	8-0
1998	Norman, Okla.	W, 19-0	9-0
1999	Norman, Okla.	W, 10-3	10-0

EVANSVILLE

Overall Series: OU leads 1-0

YEAR	SITE	RESULT	SERIES
1995	Norman, Okla.	W, 14-13	1-0

FLORIDA

Overall Series: OU leads 2-1

YEAR	SITE	RESULT	SERIES
2022	*Gainesville, Fla.	W, 9-4	1-0
	*Gainesville, Fla.	L, 2-7	1-1
	*Gainesville, Fla.	W, 5-4	2-1

FLORIDA SOUTHERN

Overall Series: OU leads 1-0

YEAR	SITE	RESULT	SERIES
1983	Lakeland, Fla.	W, 9-0	1-0

FLORIDA STATE

Overall Series: Florida State leads 2-1

YEAR	SITE	RESULT	SERIES
1982	*Austin, Texas	W, 6-5	1-0
1995	*Omaha, Neb.	L, 2-3	1-1
1998	*Tallahassee, Fla.	L, 2-23	1-2

FORT HAYS STATE

Overall Series: OU leads 1-0

YEAR	SITE	RESULT	SERIES
1987	Norman, Okla.	W, 12-2	1-0

FRESNO STATE

Overall Series: OU leads 1-0

YEAR	SITE	RESULT	SERIES
2016	Fresno, Calif.	W, 3-2	1-0

FRIENDS

Overall Series: OU leads 7-0

YEAR	SITE	RESULT	SERIES
1971	Norman, Okla.	W, 2-0	1-0
	Norman, Okla.	W, 4-0	2-0
1972	Norman, Okla.	W, 7-4	3-0
	Norman, Okla.	W, 8-6	4-0
1973	Norman, Okla.	W, 5-0	5-0
	Norman, Okla.	W, 2-0	6-0
	Norman, Okla.	W, 5-0	7-0

GEORGIA STATE

Overall Series: OU leads 1-0

YEAR	SITE	RESULT	Series
2017	Atlanta, Ga.	W, 5-4	1-0

GEORGIA SOUTHERN

Overall Series: GSU leads 2-1

YEAR	SITE	RESULT	Series
2021	Norman, Okla.	L, 1-4	0-1
	Norman, Okla.	L, 2-3	0-2
	Norman, Okla.	W, 14-4	1-2

GEORGIA TECH

Overall Series: OU leads 6-1

YEAR	SITE	RESULT	SERIES
1988	Las Vegas, Nev.	W, 6-4	1-0
	Las Vegas, Nev.	W, 3-2	2-0
1994	Fullerton, Calif.	W, 8-6	3-0
	*Omaha, Neb.	W, 13-5	4-0
1999	Orlando, Fla.	W, 12-0	5-0
2004	Fullerton, Calif.	W, 6-2	6-0
2017	Atlanta, Ga.	L, 0-2	6-1

GONZAGA

Overall Series: OU leads 4-3

YEAR	SITE	RESULT	SERIES
1991	San Jose, Calif.	W, 4-1	1-0
2004	Surprise, Ariz.	L, 5-15	1-1
2005	Surprise, Ariz.	L, 5-8	1-2
2014	Surprise, Ariz.	L, 4-6	1-3
2023	Spokane, Wash.	W, 5-2	2-3
	Spokane, Wash.	W, 19-12	3-3
	Spokane, Wash.	W, 9-1	4-3

GRAMBLING

Overall Series: OU Leads 3-0

YEAR	SITE	RESULT	SERIES
1985	*Austin, Texas	W, 5-2	1-0
2017	Norman, Okla.	W, 11-2	2-0
	Norman, Okla.	W, 10-2	3-0

GRAND CANYON

Overall Series: OU Leads 2-0

YEAR	SITE	RESULT	SERIES
1979	Phoenix, Ariz.	W, 7-6	1-0
	Phoenix, Ariz.	W, 10-9	2-0

HARDIN SIMMONS

Overall Series: OU leads 2-0

YEAR	SITE	RESULT	SERIES
1989	Norman, Okla.	W, 6-2	1-0
	Norman, Okla.	W, 9-8	2-0

HARTFORD

Overall Series: OU leads 3-0

YEAR	SITE	RESULT	SERIES
2012	Norman, Okla.	W, 9-6	1-0
	Norman, Okla.	W, 10-5	2-0
	Norman, Okla.	W, 8-3	3-0

HAWAII

Overall Series: Tied 16-16

YEAR	SITE	RESULT	SERIES
1975	Honolulu, Hawaii	W, 11-4	1-0
	Honolulu, Hawaii	W, 23-6	2-0
	Honolulu, Hawaii	W, 4-2	3-0
	Honolulu, Hawaii	W, 10-4	4-0
	Honolulu, Hawaii	W, 4-0	5-0
	Honolulu, Hawaii	W, 4-3	6-0
1977	Honolulu, Hawaii	L, 4-9	6-1
	Honolulu, Hawaii	L, 2-10	6-2
	Honolulu, Hawaii	L, 2-5	6-3
	Honolulu, Hawaii	L, 3-4	6-4
	Honolulu, Hawaii	W, 7-4	7-4
	Honolulu, Hawaii	L, 3-4	7-5
1978	Honolulu, Hawaii	L, 1-2	7-6
	Honolulu, Hawaii	L, 3-5	7-7
	Honolulu, Hawaii	L, 4-5	7-8
	Honolulu, Hawaii	L, 0-5	7-9
1979	*Tucson, Ariz.	L, 8-12	7-10
1980	Honolulu, Hawaii	L, 2-3	7-11
	Honolulu, Hawaii	W, 2-1	8-11
	Honolulu, Hawaii	L, 1-11	8-12
	Honolulu, Hawaii	W, 1-0	9-12
	Honolulu, Hawaii	L, 7-8	9-13
	Honolulu, Hawaii	W, 6-5	10-13
1982	Honolulu, Hawaii	W, 9-2	11-13
	Honolulu, Hawaii	L, 3-7	11-14
	Honolulu, Hawaii	L, 0-4	11-15
	Honolulu, Hawaii	W, 14-4	12-15
	Honolulu, Hawaii	W, 4-0	13-15
2015	Honolulu, Hawaii	W, 5-1	14-15
	Honolulu, Hawaii	L, 1-2	14-16
	Honolulu, Hawaii	W, 8-5	15-16
	Honolulu, Hawaii	W, 6-3	16-16

HOFSTRA

Overall Series: OU leads 4-0

YEAR	SITE	RESULT	SERIES
2013	Norman, Okla.	W, 10-4	1-0
	Norman, Okla.	W, 3-2	2-0
	Norman, Okla.	W, 11-10	3-0
	Norman, Okla.	W, 7-4	4-0

HOLY CROSS

Overall Series: OU leads 2-0

YEAR	SITE	RESULT	SERIES
2018	Norman, Okla.	W, 1-0	1-0
	Norman, Okla.	W, 11-5	2-0

HOUSTON

Overall Series: OU leads 26-7

YEAR	SITE	RESULT	SERIES
1951	*Houston, Texas	W, 5-2	1-0
	*Houston, Texas	W, 6-5	2-0
	*Houston, Texas	W, 2-1	3-0
1953	*Houston, Texas	W, 7-4	4-0
	*Houston, Texas	L, 7-8	4-1
	*Houston, Texas	L, 3-5	4-2
1975	Norman, Okla.	W, 8-1	5-2
	Norman, Okla.	W, 5-4	6-2
1976	New Orleans, La.	L, 2-6	6-3

1985	Ediburg, Texas	W, 7-0	7-3
1986	Houston, Texas	W, 15-7	8-3
	Houston, Texas	W, 9-3	9-3
1993	Norman, Okla.	L, 8-9	9-4
	Norman, Okla.	W, 14-13	10-4
1994	Houston, Texas	W, 7-3	11-4
	Houston, Texas	L, 3-8	11-5
1995	Norman, Okla.	W, 4-3	12-5
1996	Norman, Okla.	W, 7-6	13-5
	Norman, Okla.	L, 3-9	13-6
	Norman, Okla.	W, 7-6	14-6
1997	Houston, Texas	L, 4-5	14-7
1998	Houston, Texas	W, 5-4	15-7
1999	Houston, Texas	W, 6-1	16-7
2000	Houston, Texas	W, 3-1	17-7
	Norman, Okla.	W, 5-2	18-7
2006	*Norman, Okla.	W, 8-6	19-7
2008	Houston, Texas	W, 8-5	20-7
2021	Norman, Okla.	W, 7-2	21-7
	Norman, Okla.	W, 19-1	22-7
	Norman, Okla.	W, 12-2	23-7
2023	Houston, Texas	W, 13-1	24-7
	Houston, Texas	W, 8-3	25-7
	Houston, Texas	W, 7-6	26-7

HOUSTON BAPTIST

Overall Series: OU leads 3-0

YEAR	SITE	RESULT	SERIES
2009	Norman, Okla.	W, 10-1	1-0
	Norman, Okla.	W, 6-0	2-0
2010	Norman, Okla.	W, 9-1	3-0

HOWARD

Overall Series: OU leads 2-1

YEAR	SITE	RESULT	SERIES
1997	Norman, Okla.	W, 19-5	1-0
1998	Norman, Okla.	W, 21-0	2-0
	Norman, Okla.	L, 8-12	2-1

ILLINOIS

Overall Series: OU leads 6-2

YEAR	SITE	RESULT	SERIES
1981	Norman, Okla.	W, 5-2	1-0
	Norman, Okla.	W, 7-0	2-0
	Norman, Okla.	W, 16-6	3-0
	Norman, Okla.	W, 21-3	4-0
1982	Norman, Okla.	W, 3-2	5-0
	Norman, Okla.	W, 5-3	6-0
1990	Las Vegas, Nev.	L, 5-8	6-1
	Las Vegas, Nev.	L, 2-9	6-2

ILLINOIS STATE

Overall Series: OU leads 3-1

YEAR	SITE	RESULT	SERIES
2020	Norman, Okla.	W, 2-1	1-0
	Norman, Okla.	W, 4-1	2-0
	Norman, Okla.	W, 3-2	3-0
	Norman, Okla.	L, 5-7	3-1

INDIANA

Overall Series: OU leads 3-0

YEAR	SITE	RESULT	SERIES
1975	Norman, Okla.	W, 2-1	1-0
	Norman, Okla.	W, 10-0	2-0
2018	Myrtle Beach, S.C.	W, 6-3	3-0

INDIANA STATE

Overall Series: OU leads 4-1

YEAR	SITE	RESULT	SERIES
1979	*Tuscon, Ariz.	W, 9-2	1-0
1983	Norman, Okla.	W, 8-6	2-0
	Norman, Okla.	L, 0-16	2-1
1995	*Oklahoma City	W, 9-6	3-1
2006	Millington, Tenn.	W, 6-3	4-1

IOWA

Overall Series: OU Leads 2-0

YEAR	SITE	RESULT	SERIES
1974	Tempe, Ariz.	W, 8-4	1-0

2013	Corpus Christi, Texas	W, 3-1	2-0
------	-----------------------	--------	-----

IOWA STATE

Overall Series: OU leads 113-49#

YEAR	SITE	RESULT	SERIES
1962	Norman, Okla.	L, 2-5	0-1
	Norman, Okla.	L, 5-6	0-2
	Norman, Okla.	W, 1-0	1-2
1963	Ames, Iowa	W, 7-4	2-2
	Ames, Iowa	L, 2-4	2-3
	Ames, Iowa	L, 9-10	2-4
1964	Norman, Okla.	W, 6-5	3-4
	Norman, Okla.	W, 6-5	4-4
	Norman, Okla.	W, 5-1	5-4
1965	Ames, Iowa	L, 1-10	5-5
	Ames, Iowa	L, 5-6	5-6
	Ames, Iowa	L, 1-9	5-7
1967	Ames, Iowa	W, 7-6 (11)	6-7
	Ames, Iowa	W, 6-3 (8)	7-7
	Ames, Iowa	L, 3-1	7-8
1968	Norman, Okla.	L, 2-3	7-9
	Norman, Okla.	L, 1-3	7-10
	Norman, Okla.	L, 7-9	7-11
1969	Ames, Iowa	W, 5-3	8-11
	Ames, Iowa	W, 6-1	9-11
	Ames, Iowa	L, 2-4	9-12
1970	Norman, Okla.	L, 2-8	9-13
	Norman, Okla.	L, 5-6	9-14
	Norman, Okla.	W, 7-3	10-14
1971	Ames, Iowa	W, 4-1	11-14
	Ames, Iowa	L, 6-7	11-15
	Ames, Iowa	W, 5-1	12-15
1972	Norman, Okla.	L, 1-4	12-16
	Norman, Okla.	W, 9-1	13-16
	Norman, Okla.	W, 12-2	14-16
1973	Ames, Iowa	W, 18-9	15-16
	Ames, Iowa	W, 6-0	16-16
	Ames, Iowa	W, 9-4	17-16
1974	Norman, Okla.	W, 2-0	18-16
	Norman, Okla.	W, 2-0	19-16
	Norman, Okla.	W, 6-0	20-16
1975	Ames, Iowa	L, 4-6	20-17
	Ames, Iowa	L, 0-1	20-18
	Ames, Iowa	W, 5-3	21-18
1976	Norman, Okla.	W, 6-0	22-18
	Norman, Okla.	L, 3-4	23-18
	*Oklahoma City	W, 9-4	24-18
1979	Norman, Okla.	L, 5-13	24-19
	Norman, Okla.	W, 4-2	25-19
1980	Ames, Iowa	W, 8-5	26-19
	Ames, Iowa	W, 10-7	27-19
1981	Norman, Okla.	W, 4-1	28-19
	Norman, Okla.	L, 5-6	28-20
	Norman, Okla.	W, 11-4	29-20
	Norman, Okla.	W, 5-3	30-20
1982	Ames, Iowa	L, 4-5	30-21
	Ames, Iowa	W, 12-4	31-21
	Ames, Iowa	W, 9-4	32-21
	Ames, Iowa	W, 3-0	33-21
1983	Norman, Okla.	W, 11-10	34-21
	Norman, Okla.	W, 9-3	35-21
	Norman, Okla.	W, 20-11	36-21
	Norman, Okla.	W, 16-9	37-21
	Oklahoma City	W, 7-6	38-21
1984	Ames, Iowa	W, 14-7	39-21
	Ames, Iowa	W, 9-2	40-21
1985	Norman, Okla.	W, 7-2	41-21
	Norman, Okla.	W, 12-2	42-21
	Norman, Okla.	W, 12-2	43-21
	Norman, Okla.	W, 3-0	44-21
1986	Ames, Iowa	W, 5-0	45-21
	Ames, Iowa	W, 7-3	46-21
	Ames, Iowa	L, 2-3	46-22
	Ames, Iowa	W, 6-5	47-22
1987	Norman, Okla.	W, 14-13	48-22
	Norman, Okla.	W, 6-1	49-22
	Norman, Okla.	W, 19-11	50-22
	Norman, Okla.	W, 8-7	51-22
1988	Ames, Iowa	W, 13-8	52-23

SERIES RECORDS

	Ames, Iowa	L, 10-11	52-24
	Ames, Iowa	L, 3-13	52-25
	Ames, Iowa	W, 5-2	53-25
1989	Norman, Okla.	W, 7-4	54-25
	Norman, Okla.	W, 4-3	55-25
	Norman, Okla.	W, 6-5	56-25
	Norman, Okla.	W, 14-5	57-25
	*Oklahoma, City	W, 14-12	58-25
1990	Ames, Iowa	L, 1-5	58-26
	Ames, Iowa	W, 7-6	59-26
	Ames, Iowa	W, 14-4	60-27
	Ames, Iowa	L, 4-7	60-28
1991	Norman, Okla.	W, 13-12	61-28
	Norman, Okla.	W, 7-3	62-28
	Norman, Okla.	L, 11-12	62-29
	Norman, Okla.	W, 11-0	63-29
1992	Ames, Iowa	W, 14-1	64-29
	Ames, Iowa	L, 2-4	64-30
	Ames, Iowa	W, 8-0	65-30
	Ames, Iowa	W, 5-1	66-30
	Oklahoma City	W, 5-1	67-30
1993	Ames, Iowa	W, 8-3	67-30
	Ames, Iowa	W, 4-2	68-30
1994	Norman, Okla.	W, 6-1	69-30
	Norman, Okla.	W, 9-3	70-30
	\$Oklahoma City	W, 5-3	71-30
1995	Norman, Okla.	W, 9-7	72-30
	Norman, Okla.	W, 11-1	73-30
	Norman, Okla.	L, 8-9	73-31
1996	Ames, Iowa	W, 11-10	74-31
	Ames, Iowa	W, 4-3	75-31
	Ames, Iowa	L, 5-8	75-32
	\$Oklahoma City	W, 14-4	76-32
1997	Norman, Okla.	W, 7-4	77-32
	Norman, Okla.	W, 8-1	78-32
	Norman, Okla.	L, 4-7	78-33
1998	Ames, Iowa	W, 8-4	79-33
1999	Norman, Okla.	W, 4-3	80-33
	Norman, Okla.	W, 12-5	81-33
	Norman, Okla.	W, 16-9	82-33
2000	Ames, Iowa	W, 12-11	83-33
	Ames, Iowa	L, 11-12	83-34
	Ames, Iowa	W, 5-3	84-34
2001	Norman, Okla.	W, 8-5	85-34
	Norman, Okla.	W, 7-5	86-34
	Norman, Okla.	W, 4-2	87-34

41 games played between 1942-1963, OU leads 26-15

JACKSONVILLE

Overall Series: Jacksonville leads 1-0

YEAR	SITE	RESULT	SERIES
2010	Jacksonville, Fla.	L, 3-4	0-1

JOHN BROWN

Overall Series: OU Leads 3-1

YEAR	SITE	RESULT	SERIES
1978	Norman, Okla.	W, 4-1	1-0
	Norman, Okla.	W, 4-3	2-0
1980	Norman, Okla.	L, 8-11	2-1
	Norman, Okla.	W, 13-2	3-1

KANSAS

Overall Series: OU leads 149-79-1#

Big 12 Series: OU leads 53-25

YEAR	SITE	RESULT	SERIES
1962	Lawrence, Kan.	L, 6-10	0-1
	Lawrence, Kan.	L, 0-12	0-2
	Lawrence, Kan.	L, 4-7	0-3
1963	Norman, Okla.	W, 3-2	1-3
	Norman, Okla.	W, 5-0	2-3
	Norman, Okla.	W, 2-1 (10)	3-3
1964	Lawrence, Kan.	L, 0-7 (7)	3-4
	Lawrence, Kan.	W, 8-5 (7)	4-4
	Lawrence, Kan.	W, 14-3	5-4
1965	Norman, Okla.	W, 6-4	6-4
	Norman, Okla.	L, 2-3	6-5
	Norman, Okla.	W, 3-2	7-5
1966	Lawrence, Kan.	W, 5-1 (8)	8-5
	Lawrence, Kan.	W, 6-3	9-5

	Lawrence, Kan.	W, 6-0	10-5
1967	Norman, Okla.	W, 3-2	11-5
	Norman, Okla.	L, 2-3	11-6
1968	Lawrence, Kan.	L, 2-3	11-7
	Lawrence, Kan.	W, 3-1	12-7
	Lawrence, Kan.	W, 7-3	13-7
1969	Norman, Okla.	L, 0-3	13-8
	Norman, Okla.	W, 5-0	14-8
	Norman, Okla.	W, 3-1	15-8
1970	Norman, Okla.	W, 4-3	16-8
	Norman, Okla.	W, 2-0	17-8
	Norman, Okla.	W, 2-1	18-8
1971	Lawrence, Kan.	W, 7-2	19-8
	Lawrence, Kan.	L, 1-5	19-9
	Lawrence, Kan.	W, 7-5	20-9
1972	Norman, Okla.	W, 2-0	21-9
	Norman, Okla.	W, 1-0	22-9
	Norman, Okla.	L, 0-2	22-10
1973	Lawrence, Kan.	L, 6-7	22-11
	Lawrence, Kan.	W, 9-2	23-11
	Lawrence, Kan.	W, 5-2	24-11
1974	Norman, Okla.	W, 25-1	25-11
	Norman, Okla.	W, 9-0	26-11
	Norman, Okla.	W, 3-1	27-11
1975	Lawrence, Kan.	W, 7-1	28-11
	Lawrence, Kan.	W, 13-0	29-11
	Lawrence, Kan.	W, 9-3	30-11
1977	*Oklahoma City	W, 5-0	31-11
1978	*Oklahoma City	W, 2-1	32-11
1979	Lawrence, Kan.	L, 0-4	32-12
	Lawrence, Kan.	L, 3-6	32-13
1980	Norman, Okla.	L, 6-12	32-14
	Norman, Okla.	L, 4-8	32-15
1981	Norman, Okla.	W, 5-2	33-15
	Norman, Okla.	L, 0-4	33-16
	Norman, Okla.	W, 3-2	34-16
	Norman, Okla.	L, 2-3	34-17
1982	Lawrence, Kan.	W, 13-10	35-17
	Lawrence, Kan.	W, 5-3	36-17
	Lawrence, Kan.	L, 2-6	36-18
	Lawrence, Kan.	L, 8-9	36-19
1983	Norman, Okla.	W, 10-9	37-19
	Norman, Okla.	L, 0-1	37-20
	Norman, Okla.	W, 5-4	38-20
	Norman, Okla.	W, 7-2	39-20
1984	Lawrence, Kan.	W, 19-0	40-20
	Lawrence, Kan.	W, 5-0	41-20
1985	Norman, Okla.	W, 12-2	42-20
	Norman, Okla.	W, 16-2	43-20
	Norman, Okla.	L, 3-4	43-21
	Norman, Okla.	W, 5-4	44-21
1986	Edinburg, Texas	W, 13-7	45-21
	Lawrence, Kan.	L, 9-10	45-22
	Lawrence, Kan.	W, 11-7	46-22
	Lawrence, Kan.	W, 6-0	47-22
1987	Norman, Okla.	W, 11-0	48-22
	Norman, Okla.	W, 9-2	49-22
	Norman, Okla.	W, 20-9	50-22
	Norman, Okla.	W, 16-5	51-22
1988	Lawrence, Kan.	W, 10-8	52-22
	Lawrence, Kan.	L, 0-3	52-23
	Lawrence, Kan.	W, 4-0	53-23
	Lawrence, Kan.	L, 8-12	53-24
1989	Norman, Okla.	W, 15-4	54-24
	Norman, Okla.	W, 10-1	55-24
	Norman, Okla.	W, 6-5	56-24
	Norman, Okla.	W, 8-3	57-24
1990	Lawrence, Kan.	L, 1-6	57-25
	Lawrence, Kan.	L, 4-7	57-26
	Lawrence, Kan.	L, 10-15	57-27
	Lawrence, Kan.	W, 9-6	58-27
1991	Norman, Okla.	L, 3-5	58-28
	Norman, Okla.	L, 2-4	58-29
	Norman, Okla.	W, 3-1	59-29
	Norman, Okla.	W, 11-10	60-29
1992	Lawrence, Kan.	W, 10-4	61-29
	Lawrence, Kan.	W, 6-0	62-29
	Lawrence, Kan.	W, 7-5	63-29
	Lawrence, Kan.	L, 3-15	63-30

1993	Norman, Okla.	L, 9-15	63-31
	Norman, Okla.	W, 16-10	64-31
	Norman, Okla.	L, 10-12	64-32
	Lawrence, Kan.	L, 2-4	64-33
	Oklahoma City	L, 0-4	64-34
1994	Norman, Okla.	L, 4-14	64-35
	Norman, Okla.	L, 7-9	64-36
	Lawrence, Kan.	L, 4-6	64-37
	Lawrence, Kan.	L, 1-2	64-38
	Lawrence, Kan.	W, 9-7	65-38
	Lawrence, Kan.	W, 21-7	66-38
1995	Norman, Okla.	W, 12-1	67-38
	Norman, Okla.	L, 5-7	67-39
	Norman, Okla.	W, 21-8	68-39
	Lawrence, Kan.	L, 5-6	68-40
	Lawrence, Kan.	W, 7-1	69-40
	\$Oklahoma City	L, 1-2 (12)	69-41
1996	Norman, Okla.	W, 10-7	70-41
	Lawrence, Kan.	W, 4-3	71-41
	Lawrence, Kan.	W, 11-0	72-41
	Lawrence, Kan.	L, 9-10	72-42
1997	Norman, Okla.	W, 7-6	73-42
	Norman, Okla.	W, 11-5	74-42
	Norman, Okla.	W, 13-12	75-42
1998	Lawrence, Kan.	W, 13-4	76-42
	Lawrence, Kan.	L, 11-20	76-43
	Lawrence, Kan.	W, 14-11	77-43
1999	Norman, Okla.	W, 9-3	78-43
	Norman, Okla.	W, 10-6 (10)	79-43
	Norman, Okla.	L, 5-10 (11)	79-44
2000	Lawrence, Kan.	W, 6-5	80-44
	Lawrence, Kan.	W, 4-2	81-44
	Lawrence, Kan.	L, 4-10	81-45
2001	Norman, Okla.	W, 10-9	82-45
	Norman, Okla.	W, 4-3	83-45
	Norman, Okla.	W, 10-4	84-45
2002	Lawrence, Kan.	W, 8-3	85-45
	Lawrence, Kan.	L, 1-4	85-46
	Lawrence, Kan.	W, 6-3	86-46
2003	Norman, Okla.	L, 4-11	86-47
	Norman, Okla.	W, 10-8	87-47
	Norman, Okla.	L, 6-16 (8)	87-48
2004	Lawrence, Kan.	W, 8-2	88-48
	Lawrence, Kan.	W, 5-4	89-48
	Lawrence, Kan.	W, 5-2	90-48
2005	Norman, Okla.	W, 7-5	91-48
	Norman, Okla.	W, 11-9	92-48
	Norman, Okla.	L, 3-9	92-49
2006	Lawrence, Kan.	W, 11-9	93-49
	Lawrence, Kan.	W, 17-2	94-49
	Lawrence, Kan.	L, 5-7	94-50
	\$Oklahoma City	L, 2-7	94-51
2007	Norman, Okla.	W, 8-0	95-51
	Norman, Okla.	L, 3-6	95-52
	Norman, Okla.	L, 4-9	95-53
2008	Lawrence, Kan.	L, 15-17	95-54
	Lawrence, Kan.	L, 10-13	95-55
	Lawrence, Kan.	L, 4-9	95-56
2009	Norman, Okla.	L, 4-5	95-57
	Norman, Okla.	L, 5-9	95-58
	Norman, Okla.	W, 10-9	96-58
2010	Lawrence, Kan.	W, 14-4	97-58
	Lawrence, Kan.	W, 8-7	98-58
	Lawrence, Kan.	W, 9-6	99-58
	\$Oklahoma City	W, 3-2	100-58
2011	Norman, Okla.	W, 12-1	101-58
	Norman, Okla.	W, 11-4	102-58
	Norman, Okla.	W, 11-7	103-58
2012	Lawrence, Kan.	W, 4-1	104-58
	Lawrence, Kan.	W, 8-2	105-58
2013	Norman, Okla.	W, 12-1	106-58
	Norman, Okla.	W, 2-1	107-58
	Norman, Okla.	L, 8-10	107-59
	\$Oklahoma City	W, 7-2	108-59
2014	Lawrence, Kan.	W, 2-1	109-59
	Lawrence, Kan.	W, 2-1	110-59
	Lawrence, Kan.	L, 3-4	110-60
2015	Norman, Okla.	W, 7-6 (10)	111-60
	Norman, Okla.	W, 6-3 (10)	112-60

2016	Norman, Okla.	W, 8-7 (10)	113-60	1979	Manhattan, Kan.	L, 4-6	33-16	1998	Norman, Okla.	W, 9-1	97-31
	Lawrence, Kan.	L, 2-7	113-61		Norman, Okla.	W, 6-1	34-16		Norman, Okla.	W, 24-9	98-31
	Lawrence, Kan.	L, 8-9	113-62		Norman, Okla.	W, 4-3	35-16		Norman, Okla.	W, 10-0	99-31
2017	Lawrence, Kan.	W, 17-6 (7)	114-62		Norman, Okla.	W, 15-1	36-16	1999	St. Joseph, Mo.	L, 2-7	99-32
	Norman, Okla.	L, 10-15	114-63		Norman, Okla.	W, 7-0	37-16		St. Joseph, Mo.	W, 14-1	100-32
	Norman, Okla.	L, 2-5	114-64	1980	Manhattan, Kan.	W, 10-4	38-16		St. Joseph, Mo.	W, 11-4	101-32
2018	Norman, Okla.	W, 7-6	115-64		Manhattan, Kan.	L, 1-3	38-17	2000	Norman, Okla.	W, 6-4	102-32
	Lawrence, Kan.	L, 5-6	115-65		Manhattan, Kan.	W, 10-4	39-17		Norman, Okla.	W, 4-1	103-32
	Lawrence, Kan.	L, 5-6	115-66		Manhattan, Kan.	W, 12-2	40-17		Norman, Okla.	W, 11-7	104-32
	Lawrence, Kan.	W, 14-6	116-66	1981	Norman, Okla.	W, 17-3	41-17	2001	Manhattan, Kan.	L, 3-5	104-33
	\$Oklahoma City	W, 4-2	117-66		Norman, Okla.	W, 14-3	42-17		Manhattan, Kan.	L, 2-5	104-34
2019	Norman, Okla.	W, 5-1	118-66		Norman, Okla.	W, 15-0	43-17		Manhattan, Kan.	W, 6-2	105-34
	Norman, Okla.	W, 4-3	119-66		Norman, Okla.	L, 4-5	43-18	2002	Norman, Okla.	W, 15-10	106-34
	Norman, Okla.	W, 10-5	120-66	1982	Manhattan, Kan.	W, 21-11	44-18		Norman, Okla.	W, 6-4	107-34
2021	Norman, Okla.	W, 10-4	121-66		Manhattan, Kan.	W, 7-5	45-18		Norman, Okla.	W, 11-0 (8)	108-34
	Norman, Okla.	L, 7-8	121-67		Manhattan, Kan.	W, 9-3	46-18	2003	Manhattan, Kan.	L, 2-8	108-35
	Norman, Okla.	W, 14-3	122-67		Manhattan, Kan.	W, 5-1	47-18		Manhattan, Kan.	W, 10-8	109-35
2022	Lawrence, Kan.	W, 15-2	123-67	1983	Norman, Okla.	W, 6-5	48-18		Manhattan, Kan.	W, 22-6	110-35
	Lawrence, Kan.	W, 7-6 (14)	124-67		Norman, Okla.	W, 4-0	49-18	2004	Norman, Okla.	W, 21-6	111-35
	Lawrence, Kan.	W, 24-4	125-67		Norman, Okla.	W, 8-5	50-18		Norman, Okla.	W, 11-3	112-35
2023	Norman, Okla.	L, 2-8	125-68		Norman, Okla.	W, 4-3	51-18		Norman, Okla.	W, 12-3	113-35
	Norman, Okla.	W, 11-6	126-68		*Oklahoma City	W, 6-2	52-18	2005	Manhattan, Kan.	L, 5-8	113-36
	Norman, Okla.	W, 10-7	127-68	1984	Manhattan, Kan.	W, 3-2	53-18		Manhattan, Kan.	W, 10-8 (11)	114-36
2024	\$Arlington, Texas	W, 7-5	128-68		Manhattan, Kan.	W, 15-3	54-18		Manhattan, Kan.	W, 6-5 (10)	115-36
	\$Arlington, Texas	W, 8-6	129-68		Manhattan, Kan.	W, 12-2	55-18	2006	Norman, Okla.	L, 2-3	115-37
# 32 games Played between 1942-1963, OU leads 20-11-1											
KANSAS STATE											
Overall Series: OU leads 180-77#											
Big 12 Series: OU leads 52-25											
YEAR	SITE	RESULT	SERIES	YEAR	SITE	RESULT	SERIES	YEAR	SITE	RESULT	SERIES
1962	Manhattan, Kan.	W, 1-0	1-0	1986	Manhattan, Kan.	W, 7-5	62-18	2007	Manhattan, Kan.	L, 6-10	117-38
	Manhattan, Kan.	W, 4-0	2-0		Manhattan, Kan.	W, 4-2	63-18		Manhattan, Kan.	W, 20-9	118-38
	Manhattan, Kan.	W, 8-6	3-0		Manhattan, Kan.	W, 10-2	64-18	2008	Manhattan, Kan.	W, 12-4	119-38
1963	Norman, Okla.	W, 6-2 (11)	4-0		Manhattan, Kan.	W, 27-22	65-18		Norman, Okla.	L, 4-6	119-39
	Norman, Okla.	W, 3-2	5-0	1987	Norman, Okla.	W, 13-6	66-18		Norman, Okla.	W, 10-5	120-39
	Norman, Okla.	W, 5-1	6-0		Norman, Okla.	W, 7-3	67-18	2009	Manhattan, Kan.	W, 10-2	121-39
1964	Manhattan, Kan.	L, 0-1 (15)	6-1		Norman, Okla.	W, 11-0	68-18		Manhattan, Kan.	L, 1-9	121-40
	Manhattan, Kan.	W, 2-0 (7)	7-1		Norman, Okla.	W, 8-7	69-18		Manhattan, Kan.	W, 12-11	122-40
	Manhattan, Kan.	W, 5-4 (15)	8-1	1988	Manhattan, Kan.	W, 11-9	70-18		Manhattan, Kan.	W, 29-4	123-40
1965	Norman, Okla.	L, 2-5	8-2		Manhattan, Kan.	L, 2-3	70-19	2010	Norman, Okla.	W, 14-3	124-40
	Norman, Okla.	L, 0-1	8-3		Manhattan, Kan.	W, 9-5	71-19		Norman, Okla.	L, 9-14	124-41
	Norman, Okla.	W, 8-1	8-4		Manhattan, Kan.	W, 12-6	72-19		Norman, Okla.	W, 15-11	125-41
1966	Manhattan, Kan.	L, 0-5	8-5	1989	Norman, Okla.	W, 9-1	73-19		Norman, Okla.	W, 13-2	126-41
	Manhattan, Kan.	W, 6-4	9-5		Norman, Okla.	L, 1-12	73-20	2011	\$Oklahoma City	W, 15-11	125-41
	Manhattan, Kan.	W, 3-2	10-5		Norman, Okla.	W, 6-3	74-20		Manhattan, Kan.	L, 0-2	126-42
1967	Norman, Okla.	W, 2-0 (7)	11-5		Norman, Okla.	W, 12-3	75-20		Manhattan, Kan.	W, 14-3	127-42
	Norman, Okla.	W, 4-3 (7)	12-5	1990	Manhattan, Kan.	L, 13-15	75-21		Manhattan, Kan.	L, 2-6	127-43
	Norman, Okla.	L, 2-7	12-6		Manhattan, Kan.	L, 0-4	75-22	2012	\$Oklahoma City	L, 4-5	127-44
1968	Manhattan, Kan.	W, 8-6	13-6		Manhattan, Kan.	L, 6-10	75-23		\$Oklahoma City	L, 3-4	127-45
	Manhattan, Kan.	L, 7-14	13-7		Manhattan, Kan.	L, 1-2	75-24		Norman, Okla.	W, 5-1	128-45
	Manhattan, Kan.	L, 4-6	13-8	1991	Norman, Okla.	W, 8-2	76-24		Norman, Okla.	L, 7-8	128-46
1969	Norman, Okla.	W, 8-4	14-8		Norman, Okla.	L, 1-7	76-25	2013	Norman, Okla.	W, 4-3	129-46
	Norman, Okla.	W, 8-4	15-8		Norman, Okla.	W, 8-7	77-25		Manhattan, Kan.	L, 5-6	130-46
	Norman, Okla.	L, 3-11	15-9		Norman, Okla.	W, 5-3	78-25		Manhattan, Kan.	L, 2-5	130-47
1970	Manhattan, Kan.	L, 8-10	15-10	1992	Manhattan, Kan.	W, 5-0	79-25		Manhattan, Kan.	W, 7-3	131-47
	Manhattan, Kan.	L, 4-7	15-11		Manhattan, Kan.	W, 11-2	80-25	2014	Norman, Okla.	W, 7-6	132-47
	Manhattan, Kan.	W, 4-3	16-11		Manhattan, Kan.	W, 7-2	81-25		Norman, Okla.	W, 11-4	133-47
1971	Norman, Okla.	L, 2-3	16-12		Manhattan, Kan.	L, 2-7	81-26		Norman, Okla.	W, 11-2	134-47
	Norman, Okla.	W, 5-1	17-12	1993	Manhattan, Kan.	L, 11-14	81-27	2015	Norman, Okla.	L, 0-5	134-48
	Norman, Okla.	L, 0-4	17-13		Norman, Okla.	W, 17-3	82-27		Manhattan, Kan.	W, 5-3	135-49
1972	Manhattan, Kan.	W, 6-2	18-13		Norman, Okla.	W, 9-8	83-27		Manhattan, Kan.	W, 4-3	136-49
	Manhattan, Kan.	W, 6-4	19-13		\$Oklahoma City	W, 11-7	84-27		Manhattan, Kan.	W, 3-7	136-50
	Manhattan, Kan.	W, 12-6	20-13	1994	Norman, Okla.	W, 6-1	85-27		\$Tulsa, Okla.	W, 3-1	137-50
1973	Norman, Okla.	W, 7-1	21-13		Norman, Okla.	W, 6-0	86-27	2016	Norman, Okla.	L, 3-9	137-51
	Norman, Okla.	W, 5-4	22-13		Manhattan, Kan.	W, 7-3	87-27		Norman, Okla.	W, 10-1	138-51
	Norman, Okla.	W, 2-1	23-13		Manhattan, Kan.	L, 14-16	87-28		Norman, Okla.	W, 12-0 (7)	139-51
1974	Manhattan, Kan.	L, 4-5	23-14		Manhattan, Kan.	L, 1-7	87-29		Norman, Okla.	W, 13-7	140-51
	Manhattan, Kan.	W, 3-0	24-14	1995	Manhattan, Kan.	L, 9-14	87-30	2017	\$Oklahoma City	W, 13-7	140-51
	Manhattan, Kan.	W, 7-1	25-14		Norman, Okla.	W, 6-1	88-30		Manhattan, Kan.	W, 11-5	141-51
1976	Norman, Okla.	W, 13-1	26-14		Norman, Okla.	W, 10-7	89-30		Manhattan, Kan.	L, 7-9	141-52
	Oklahoma City	W, 6-5	27-14		Norman, Okla.	W, 7-3	90-30	2018	Manhattan, Kan.	W, 3-0	142-52
1977	Norman, Okla.	W, 5-0	28-14	1996	Norman, Okla.	W, 13-12	91-30		Norman, Okla.	W, 12-0	143-52
	Norman, Okla.	W, 4-2	29-14		Manhattan, Kan.	W, 12-10	92-30		Norman, Okla.	W, 2-0	144-52
	Norman, Okla.	L, 3-5	29-15		Manhattan, Kan.	L, 2-8	92-31	2019	Norman, Okla.	W, 4-3	145-52
	Norman, Okla.	W, 9-1	30-15		Manhattan, Kan.	L, 3-7	93-31		Manhattan, Kan.	W, 8-3	146-52
1978	Manhattan, Kan.	W, 2-1	31-15	1997	Tulsa, Okla.	W, 10-7	94-31		Manhattan, Kan.	L, 2-5	146-53
	Manhattan, Kan.	W, 11-1	32-15		Oklahoma City, Okla.	W, 5-3	95-31	2021	Manhattan, Kan.	W, 6-3	147-53
	Manhattan, Kan.	W, 3-2	33-15		Oklahoma City, Okla.	W, 10-1	96-31		Manhattan, Kan.	L, 2-3 (10)	147-54
									Manhattan, Kan.	W, 6-4	148-54
									Manhattan, Kan.	L, 3-8	148-55
									Norman, Okla.	W, 14-2	149-55
									Norman, Okla.	W, 22-10	150-55
									Norman, Okla.	L, 7-8	150-56

SERIES RECORDS

2023	\$Arlington, Texas	W, 4-3	151-56
	Manhattan, Kan.	L, 1-7	151-67
	Manhattan, Kan.	L, 6-7	151-68
	Manhattan, Kan.	L, 7-8	151-69
2024	Norman, Okla.	W, 12-5	152-69
	Norman, Okla.	W, 11-4	153-69
	Norman, Okla.	W, 8-7	154-69

34 games played before 1963, OU leads 26-8

KANSAS WESLEYAN

Overall Series: OU leads 1-0

YEAR	SITE	RESULT	SERIES
1987	Norman, Okla.	W, 17-7	1-0

KEARNEY STATE

Overall Series: OU leads 9-0

YEAR	SITE	RESULT	SERIES
1988	Norman, Okla.	W, 8-6	1-0
	Norman, Okla.	W, 14-9	2-0
1990	Norman, Okla.	W, 13-3	3-0
	Norman, Okla.	W, 8-2	4-0
1991	Norman, Okla.	W, 20-0	5-0
	Norman, Okla.	W, 25-11	6-0
1992	Norman, Okla.	W, 7-0	7-0
	Norman, Okla.	W, 11-4	8-0
	Norman, Okla.	W, 8-7	9-0

KENNESAW STATE

Overall Series: OU leads 5-1

YEAR	SITE	RESULT	SERIES
2017	Atlanta, Ga.	W, 5-2	1-0
	Atlanta, Ga.	W, 17-9	2-0
	Atlanta, Ga.	W, 14-4	3-0
2018	Norman, Okla.	W, 3-1	4-0
	Norman, Okla.	W, 4-1	5-0
	Norman, Okla.	L, 4-9	5-1

LAFAYETTE

Overall Series: OU leads 1-0

YEAR	SITE	RESULT	SERIES
1990	Edinburg, Texas	W, 13-9	1-0

LAMAR

Overall Series: Lamar leads 12-6

YEAR	SITE	RESULT	SERIES
1975	Waco, Texas	W, 11-1	1-0
1983	Edinburg, Texas	L, 3-5	1-1
1984	*Austin, Texas	L, 3-4	1-2
1985	*Austin, Texas	W, 9-1	2-2
	*Austin, Texas	L, 5-7	2-3
1991	Norman, Okla.	L, 7-8	2-4
	Norman, Okla.	W, 17-8	3-4
1993	Lake Charles, La.	L, 2-6	3-5
2002	Norman, Okla.	L, 4-8	3-6
	Norman, Okla.	W, 10-1	4-6
	Norman, Okla.	W, 12-8	5-6
2003	Beaumont, Texas	L, 3-7	5-7
2006	Edinburg, Texas	L, 9-21	5-8
	Houston, Texas	W, 11-4	6-8
	Norman, Okla.	L, 11-14	6-9
2024	Norman, Okla.	L, 10-12	6-10
	Norman, Okla.	L, 8-13	6-11
	Norman, Okla.	L, 3-6	6-12

LEWIS-CLARK STATE

Overall Series: OU leads 1-0

YEAR	SITE	RESULT	SERIES
1987	Las Vegas, Nev.	W, 12-10	1-0

LIBERTY

Overall Series: OU leads 1-0

YEAR	SITE	RESULT	SERIES
2022	*Gainesville, Fla.	W, 16-3	1-0

LINFIELD COLLEGE

Overall Series: OU leads 2-0

YEAR	SITE	RESULT	SERIES
1979	Tempe, Ariz.	W, 20-2	1-0
	Tempe, Ariz.	W, 10-3	2-0

LIPSCOMB

Overall Series: OU leads 1-0

YEAR	SITE	RESULT	SERIES
1978	Nashville, Tenn.	W, 9-5	1-0

LONG BEACH STATE

Overall Series: Long Beach State leads 5-4

YEAR	SITE	RESULT	SERIES
1989	*Tucson, Ariz.	L, 4-11	0-1
1997	*Baton Rouge, La.	L, 0-1	0-2
2006	Houston, Texas	W, 2-1	1-2
	Norman, Okla.	L, 3-7	1-3
2016	Norman, Okla.	L, 3-6	1-4
	Norman, Okla.	W, 6-3	2-4
	Norman, Okla.	W, 6-2	3-4
2017	Norman, Okla.	L, 3-8	3-5
	Norman, Okla.	W, 4-2	4-5

LOUISIANA LAFAYETTE

Overall Series: Louisiana Lafayette leads 4-2 #

YEAR	SITE	RESULT	SERIES
1983	Lakeland, Fla.	W, 9-3	1-0
2000	Lafayette, La.	L, 3-8	1-1
	Lafayette, La.	L, 1-4	1-2
	Lafayette, La.	L, 2-3	1-3

2 games played before 1963, tied 1-1

LSU

Overall Series: LSU leads 9-4

YEAR	SITE	RESULT	SERIES
1962	Baton Rouge, La.	L, 4-5 (11)	0-1
1972	Baton Rouge, La.	L, 1-9	0-2
	Baton Rouge, La.	W, 9-1	1-2
1986	Baton Rouge, La.	L, 0-1	1-3
	Baton Rouge, La.	W, 3-1	2-3
1986	*Baton Rouge, La.	L, 5-8	2-4
1989	New Orleans, La.	W, 9-7	3-4
1991	*Baton Rouge, La.	L, 3-4	3-5
1997	*Baton Rouge, La.	L, 3-14	3-6
2013	*Baton Rouge, La.	L, 0-2	3-7
	*Baton Rouge, La.	L, 1-11	3-8
2020	Houston, Texas	W, 1-0	4-8
2022	Houston, Texas	L, 4-5 (11)	4-9

LOUISIANA TECH

Overall Series: OU leads 7-1

YEAR	SITE	RESULT	SERIES
1973	Norman, Okla.	W, 16-6	1-0
	Norman, Okla.	W, 13-2	2-0
	Norman, Okla.	W, 5-2	3-0
1976	Ruston, La.	W, 6-4	4-0
	Ruston, La.	W, 9-2	5-0
1979	Ruston, La.	L, 3-6	5-1
1990	Norman, Okla.	W, 7-6	6-1
1993	Lake Charles, La.	W, 2-0	7-1

LOUISVILLE

Overall Series: Louisville leads 1-0

YEAR	SITE	RESULT	SERIES
2017	Louisville, Ky.	L, 1-11	0-1

LOYOLA MARYMOUNT

Overall Series: Series tied 2-2

YEAR	SITE	RESULT	SERIES
1962	Norman, Okla.	L, 1-6	0-1
	Norman, Okla.	W, 4-1	1-1
1989	*Tucson, Ariz.	W, 5-2	2-1
	*Tucson, Ariz.	L, 5-6	2-2

LUBBOCK CHRISTIAN

Overall Series: OU leads 2-0

YEAR	SITE	RESULT	SERIES
1975	Norman, Okla.	W, 17-4	1-0
	Norman, Okla.	W, 8-6	2-0

MAINE

Overall Series: OU leads 3-2

YEAR	SITE	RESULT	SERIES
------	------	--------	--------

1984	Edinburg, Texas	L, 3-4	0-1
	Edinburg, Texas	W, 4-2	1-1
	Edinburg, Texas	L, 2-6	1-2
1996	Austin, Texas	W, 6-4	2-2
2005	*Oxford, Miss.	W, 11-10	3-2

MANHATTAN

Overall Series: OU leads 1-0

YEAR	SITE	RESULT	SERIES
2014	Surprise, Ariz.	W, 9-0	1-0

MANKATO STATE

Overall Series: OU leads 3-0

YEAR	SITE	RESULT	SERIES
1985	Norman, Okla.	W, 7-2	1-0
	Norman, Okla.	W, 19-3	2-0
1987	Norman, Okla.	W, 17-5	3-0

MARYLAND

Overall Series: OU leads 1-0

YEAR	SITE	RESULT	SERIES
1999	Orlando, Fla.	W, 10-9	1-0

MARYMOUNT COLLEGE (KAN.)

Overall Series: OU leads 1-0

YEAR	SITE	RESULT	SERIES
1983	Norman, Okla.	W, 4-1	1-0

MASSACHUSETTS

Overall Series: OU leads 2-0

YEAR	SITE	RESULT	SERIES
2010	Norman, Okla.	W, 4-2	1-0
2010	Norman, Okla.	W, 8-4	2-0

MCNEESE STATE

Overall Series: OU leads 9-1

YEAR	SITE	RESULT	SERIES
1991	Norman, Okla.	W, 6-3	1-0
	Lake Charles, La.	L, 3-8	1-1
1993	Lake Charles, La.	W, 2-1	2-1
	Norman, Okla.	W, 9-5	3-1
1998	Norman, Okla.	W, 14-13	4-1
	Norman, Okla.	W, 12-8	5-1
	Norman, Okla.	W, 15-5	6-1
2000	Norman, Okla.	W, 12-9	7-1
	Norman, Okla.	W, 7-2	8-1
2002	Norman, Okla.	W, 4-2	9-1

MEMPHIS

Overall Series: Series tied 2-2

YEAR	SITE	RESULT	SERIES
2006	Millington, Tenn.	L, 1-2	0-1
2010	Norman, Okla.	L, 3-4	0-2
	Norman, Okla.	W, 14-6	1-2
	Norman, Okla.	W, 9-2	2-2

MIAMI (FLA.)

Overall Series: OU leads 2-1

YEAR	SITE	RESULT	SERIES
1974	*Omaha, Neb.	L, 1-5	0-1
1976	*Arlington, Texas	W, 11-3	1-1
1985	Oklahoma City	W, 7-1	2-1

MIAMI (OHIO)

Overall Series: Miami leads 1-0

YEAR	SITE	RESULT	SERIES
1978	Nashville, Tenn.	L, 3-4	0-1

MICHIGAN

Overall Series: OU leads 13-6

YEAR	SITE	RESULT	SERIES
1977	*Norman, Okla.	W, 3-1	1-0
	*Norman, Okla.	L, 2-5	1-1
1987	Edinburg, Texas	W, 8-0	2-1
1990	Las Vegas, Nev.	W, 9-4	3-1
1993	Norman, Okla.	W, 10-4	4-1
	Norman, Okla.	W, 9-2	5-1
	Norman, Okla.	W, 18-9	6-1

1996	Norman, Okla.	W, 14-2	7-1
	Norman, Okla.	W, 7-4	8-1
	Norman, Okla.	W, 13-8	9-1
1998	Norman, Okla.	W, 21-11	10-1
2003	Norman, Okla.	L, 12-16	10-2
	Norman, Okla.	W, 5-2	11-2
	Norman, Okla.	W, 5-4	12-2
2007	San Diego, Calif.	L, 5-8	12-3
2017	Ann Arbor, Mich.	L, 2-5	12-4
	Ann Arbor, Mich.	L, 4-14	12-5
	Ann Arbor, Mich.	L, 2-6	12-6
2022	Arlington, Texas	W, 6-1	13-6

MICHIGAN STATE

Overall Series: Tied 2-2

YEAR	SITE	RESULT	SERIES
1992	El Paso, Texas	L, 7-8	0-1
2007	Norman, Okla.	L, 3-4	0-2
	Norman, Okla.	W, 7-2	1-2
	Norman, Okla.	W, 5-0	2-2

MID-AMERICA CHRISTIAN

Overall Series: Oklahoma leads 1-0

YEAR	SITE	RESULT	SERIES
2012	Norman, Okla.	W, 11-0	1-0

MIDWESTERN

Overall Series: OU leads 4-2

YEAR	SITE	RESULT	SERIES
1981	Norman, Okla.	W, 9-7	1-0
	Norman, Okla.	W, 13-3	2-0
1982	Norman, Okla.	W, 14-3	3-0
	Norman, Okla.	L, 5-6	3-1
1983	Norman, Okla.	W, 12-8	4-1
	Norman, Okla.	L, 12-13	4-2

MINNESOTA

Overall Series: OU leads 12-11-1 #

YEAR	SITE	RESULT	SERIES
1973	*Omaha, Neb.	L, 0-1	0-1
2019	Minneapolis, Minn.	L, 1-8	0-2
	Minneapolis, Minn.	W, 2-1	1-2
	Minneapolis, Minn.	W, 5-2	2-2

20 games played before 1963, OU leads 10-9-1

MINNESOTA-MORRIS

Overall Series: OU leads 2-0

YEAR	SITE	RESULT	SERIES
1974	Norman, Okla.	W, 12-0	1-0
	Norman, Okla.	W, 13-3	2-0

MISSISSIPPI

Overall Series: Mississippi leads 6-2

YEAR	SITE	RESULT	SERIES
1992	Norman, Okla.	L, 8-11	0-1
1994	Norman, Okla.	W, 6-5	1-1
	Norman, Okla.	L, 9-13	1-2
1995	Oxford, Miss.	W, 6-5	2-2
2005	*Oxford, Miss.	L, 3-7	2-3
	*Oxford, Miss.	L, 5-20	2-4
2022	*Omaha, Neb.	L, 3-10	2-5
	*Omaha, Neb.	L, 2-4	2-6

MISSISSIPPI STATE

Overall Series: OU leads 4-3-1

YEAR	SITE	RESULT	SERIES
1992	*Starkville, Miss.	L, 6-9	0-1
	*Starkville, Miss.	W, 10-6	1-1
2010	Corpus Christi, Texas	W, 16-5	2-1
2016	Los Angeles	T, 5-5	2-1-1
2018	Tallahassee, Fla.	W, 20-10	3-1-1
	Tallahassee, Fla.	L, 5-13	3-2-1
	Tallahassee, Fla.	L, 1-8	3-3-1
2023	Frisco, Texas	W, 15-9	4-3-1

MISSOURI

Overall Series: OU leads 128-85#

YEAR	SITE	RESULT	SERIES
------	------	--------	--------

1962	Norman, Okla.	W, 13-10	1-0
	Norman, Okla.	L, 1-5	1-1
	Norman, Okla.	L, 6-9	1-2
1963	Columbia, Mo.	W, 3-2	2-2
	Columbia, Mo.	L, 2-5	2-3
	Columbia, Mo.	L, 1-8	2-4
1964	Norman, Okla.	L, 1-4	2-5
	Norman, Okla.	L, 1-3	2-6
	Norman, Okla.	L, 0-1	2-7
1965	Columbia, Mo.	L, 2-10	2-8
	Columbia, Mo.	L, 1-12	2-9
	Columbia, Mo.	L, 1-9	2-10
1966	Norman, Okla.	W, 6-4	3-10
	Norman, Okla.	W, 3-0	4-10
	Norman, Okla.	W, 3-0	5-10
1967	Columbia, Mo.	L, 1-2	5-11
	Columbia, Mo.	L, 2-3	5-12
	Columbia, Mo.	L, 1-2	5-13
1968	Norman, Okla.	W, 3-2	6-13
	Norman, Okla.	W, 1-0	7-13
	Norman, Okla.	W, 8-1	8-13
1969	Columbia, Mo.	W, 8-5	9-13
	Columbia, Mo.	W, 8-1	10-13
	Columbia, Mo.	W, 8-6	11-13
1970	Columbia, Mo.	W, 4-3	12-13
	Columbia, Mo.	L, 2-3	12-14
1971	Norman, Okla.	L, 1-2	12-15
	Norman, Okla.	L, 5-7	12-16
	Norman, Okla.	W, 1-0	13-16
1972	Columbia, Mo.	W, 5-2	14-16
	Columbia, Mo.	W, 4-2	15-16
	Columbia, Mo.	L, 3-7	15-17
1973	Norman, Okla.	W, 7-0	16-17
	Norman, Okla.	W, 3-0	17-17
	Norman, Okla.	W, 4-3	18-17
1974	Columbia, Mo.	L, 4-5	18-18
	Columbia, Mo.	W, 7-0	19-18
	Columbia, Mo.	W, 17-14	20-18
1975	Norman, Okla.	W, 7-1	21-18
	Norman, Okla.	W, 13-1	22-18
	Norman, Okla.	W, 5-3	23-18
1976	Norman, Okla.	W, 6-3	24-18
	Norman, Okla.	L, 2-6	24-19
	\$Oklahoma City	L, 2-4	24-20
	\$Oklahoma City	W, 8-0	25-20
	\$Oklahoma City	L, 3-5	25-21
1977	\$Oklahoma City	W, 13-6	26-21
	\$Oklahoma City	W, 16-6	27-21
1978	\$Oklahoma City	L, 3-4	27-21
1979	Norman, Okla.	L, 0-6	27-22
	Norman, Okla.	W, 5-3	28-22
	\$Oklahoma City	W, 10-7	29-22
1980	Columbia, Mo.	L, 4-7	29-23
	Columbia, Mo.	L, 6-11	29-24
	\$Oklahoma City	L, 1-6	29-25
1981	Columbia, Mo.	L, 1-3	29-26
	Columbia, Mo.	L, 4-6	29-27
	Columbia, Mo.	L, 3-6	29-28
	Columbia, Mo.	L, 4-6	29-29
1982	Norman, Okla.	W, 5-4	30-29
1983	Columbia, Mo.	W, 8-6	31-29
	Columbia, Mo.	L, 7-8	31-30
	Columbia, Mo.	L, 6-7	31-31
	Columbia, Mo.	W, 7-4	32-31
1984	Norman, Okla.	W, 9-4	33-31
	Norman, Okla.	L, 1-3	33-32
	Norman, Okla.	W, 6-4	34-32
	\$Oklahoma City	W, 17-12	35-32
1985	Columbia, Mo.	W, 7-5	36-32
	Columbia, Mo.	W, 17-6	37-32
	Columbia, Mo.	L, 4-8	37-33
	Columbia, Mo.	W, 19-9	38-33
1986	Norman, Okla.	W, 11-7	39-33
	Norman, Okla.	W, 8-3	40-33
	Norman, Okla.	W, 18-8	41-33
	Norman, Okla.	W, 16-7	42-33
	\$Oklahoma City	W, 14-8	43-33
1987	Columbia, Mo.	W, 5-3	44-33

	Columbia, Mo.	L, 2-3	44-33
	Columbia, Mo.	W, 11-8	45-33
	Columbia, Mo.	W, 12-2	46-33
1988	Norman, Okla.	L, 2-3	46-34
	Norman, Okla.	W, 4-1	47-34
	Norman, Okla.	W, 19-7	48-34
	Norman, Okla.	W, 10-4	49-34
	\$Oklahoma City	W, 12-6	50-34
	\$Oklahoma City	W, 7-2	51-34
1989	Columbia, Mo.	W, 7-3	52-34
	Columbia, Mo.	W, 17-3	53-34
	Columbia, Mo.	W, 5-2	54-34
	Columbia, Mo.	L, 2-5	54-35
	\$Oklahoma City	L, 8-10	54-36
	\$Oklahoma City	L, 6-8	54-37
1990	Norman, Okla.	W, 6-5	55-37
	Norman, Okla.	L, 3-5	55-38
	Norman, Okla.	L, 5-6	55-39
	Norman, Okla.	W, 6-5	56-39
1991	Columbia, Mo.	W, 3-1	57-39
	Columbia, Mo.	L, 4-6	57-40
	Columbia, Mo.	L, 1-5	57-41
	Columbia, Mo.	L, 7-11	57-42
	\$Oklahoma City	W, 9-3	58-42
	\$Oklahoma City	W, 5-0	59-42
1992	Norman, Okla.	W, 8-4	60-42
	Norman, Okla.	W, 11-7	61-42
	Norman, Okla.	L, 4-6	61-43
	Norman, Okla.	L, 4-5	61-44
1993	Norman, Okla.	W, 5-4	62-44
	Norman, Okla.	W, 11-5	63-45
	Columbia, Mo.	L, 0-12	63-46
	Columbia, Mo.	L, 6-9	63-47
	Columbia, Mo.	W, 7-1	64-47
1994	Columbia, Mo.	W, 7-4	65-47
	Columbia, Mo.	W, 5-4	66-47
	Norman, Okla.	W, 7-6	67-47
	Norman, Okla.	W, 4-1	68-47
	Norman, Okla.	W, 7-6	69-47
	\$Oklahoma City	W, 15-2	70-47
1995	Norman, Okla.	W, 8-7	71-47
	Norman, Okla.	W, 15-3	72-47
	Columbia, Mo.	W, 8-0	73-47
	Columbia, Mo.	W, 13-7	74-47
	Columbia, Mo.	W, 5-1	75-47
1996	Norman, Okla.	L, 2-17	75-48
	Norman, Okla.	W, 8-2	76-48
	Columbia, Okla.	L, 4-7	76-49
	Columbia, Mo.	W, 8-5	77-49
	\$Oklahoma City	L, 11-20	77-50
1997	Columbia, Mo.	W, 7-1	78-50
	Columbia, Mo.	L, 3-4	78-51
	\$Oklahoma City	W, 16-7	79-51
1998	Norman, Okla.	W, 9-7	80-51
	Norman, Okla.	L, 6-14	80-52
	Norman, Okla.	W, 14-3	81-52
1999	Columbia, Mo.	W, 4-2	82-52
	Columbia, Mo.	L, 2-4	82-53
	Columbia, Mo.	L, 2-5	82-54
2000	Norman, Okla.	W, 11-3	83-54
	Norman, Okla.	W, 11-7	84-54
	Norman, Okla.	W, 9-4	85-54
2001	Columbia, Mo.	W, 6-0	86-54
	Columbia, Mo.	W, 13-9	87-54
	Columbia, Mo.	W, 9-6	88-54
2002	Norman, Okla.	W, 10-9 (12)	89-54
	Norman, Okla.	W, 9-8	90-54
	Norman, Okla.	W, 16-10	91-54
2003	Columbia, Mo.	L, 1-6	91-55
	Columbia, Mo.	L, 6-7	91-56
	Columbia, Mo.	W, 7-0	92-56
2004	Norman, Okla.	W, 3-2	93-56
	Norman, Okla.	W, 8-5	94-56
	Norman, Okla.	W, 4-3	95-56
	\$Arlington, Texas	L, 5-9	95-57
2005	Columbia, Mo.	W, 2-1 (10)	96-57
	Columbia, Mo.	L, 6-10	96-58
	Columbia, Mo.	L, 4-6	96-59

SERIES RECORDS

2006	\$Oklahoma City	L, 7-8	96-60
	Norman, Okla.	W, 6-4	97-60
	Norman, Okla.	W, 8-6	98-60
	Norman, Okla.	W, 7-6	99-60
2007	Columbia, Mo.	L, 3-13	99-61
	Columbia, Mo.	W, 5-0	100-61
	Columbia, Mo.	L, 8-10	100-62
	\$Oklahoma City	W, 7-2	101-62
2008	Norman, Okla.	L, 4-9	101-63
	Norman, Okla.	L, 5-6	101-64
	Norman, Okla.	W, 22-4	102-64
	\$Oklahoma City	W, 4-3	103-64
2009	Columbia, Mo.	W, 2-1	104-64
	Columbia, Mo.	W, 7-4	105-64
	Columbia, Mo.	L, 4-5	105-65
	\$Oklahoma City	L, 4-5	105-66
2010	Norman, Okla.	W, 6-4	106-66
	Norman, Okla.	W, 10-4	107-66
	Norman, Okla.	L, 11-12	107-67
2011	Columbia, Mo.	W, 3-1	108-67
	Columbia, Mo.	L, 1-2	108-68
2012	Norman, Okla.	W, 6-5(10)	109-68
	Norman, Okla.	W, 8-4	110-68
	Norman, Okla.	W, 5-4	111-68
	\$Oklahoma City	L, 7-8	111-69
2020	Houston, Texas	L, 7-8	111-70
2021	Frisco, Texas	W, 16-6	112-70

36 Games Played between 1942-1963, OU leads 20-16

MISSOURI SOUTHERN

Overall Series: OU leads 14-1

YEAR	SITE	RESULT	SERIES
1988	Norman, Okla.	W, 6-2	1-0
1990	Edinburg, Texas	W, 5-2	2-0
	Norman, Okla.	W, 6-4	3-0
1991	Norman, Okla.	W, 10-4	4-0
1992	Norman, Okla.	W, 11-6	5-0
1993	Norman, Okla.	L, 4-5	5-1
1994	Norman, Okla.	W, 14-0	6-1
	Norman, Okla.	W, 9-1	7-1
1995	Norman, Okla.	W, 12-4	8-1
	Norman, Okla.	W, 1-0	9-1
1996	Norman, Okla.	W, 13-7	10-1
1997	Norman, Okla.	W, 20-2	11-1
1998	Norman, Okla.	W, 20-7	12-1
	Norman, Okla.	W, 19-7	13-1
2000	Norman, Okla.	W, 7-1	14-1

MISSOURI S&T

Overall Series: OU leads 3-0

YEAR	SITE	RESULT	SERIES
1973	Norman, Okla.	W, 4-0	1-0
	Norman, Okla.	W, 12-3	2-0
	Norman, Okla.	W, 23-0	3-0

MISSOURI STATE

Overall Series: OU leads 5-2

YEAR	SITE	RESULT	SERIES
1989	Norman, Okla.	W, 11-4	1-0
	Norman, Okla.	L, 3-19	1-1
1993	Norman, Okla.	W, 7-5	2-1
2003	Beaumont, Texas	W, 7-3	3-1
2019	Norman, Okla.	L, 8-11	3-2
	Norman, Okla.	W, 11-2	4-2
	Norman, Okla.	W, 6-1	5-2

MORNINGSIDE

Overall Series: OU leads 2-0

YEAR	SITE	RESULT	SERIES
1985	Edinburg, Texas	W, 11-0	1-0
	Edinburg, Texas	W, 9-1	2-0

MURRAY STATE

Overall Series: OU leads 5-1

YEAR	SITE	RESULT	SERIES
1978	Honolulu, Hawaii	W, 2-1	1-0
	Honolulu, Hawaii	W, 1-0	2-0
	Honolulu, Hawaii	W, 4-3	3-0
	Honolulu, Hawaii	W, 6-4	4-0

2000	Norman, Okla.	L, 6-11	4-1
	Norman, Okla.	W, 7-1	5-1

NEVADA

Overall Series: Nevada leads 1-0

YEAR	SITE	RESULT	SERIES
2005	Fullerton, Calif.	L, 10-14	0-1

NEBRASKA

Overall Series: OU leads 118-94-1#
Big 12 Series: Nebraska leads 28-15-1

YEAR	SITE	RESULT	SERIES
1962	Norman, Okla.	L, 2-5	0-1
	Norman, Okla.	L, 6-12	0-2
	Norman, Okla.	L, 4-5	0-3
1963	Lincoln, Neb.	W, 9-2	1-3
	Lincoln, Neb.	W, 2-0 (7)	2-3
	Lincoln, Neb.	W, 7-1	3-3
1964	Norman, Okla.	W, 6-1 (7)	4-3
	Norman, Okla.	W, 7-0 (7)	5-3
	Norman, Okla.	W, 12-2	6-3
1965	Lincoln, Neb.	L, 0-2	6-4
	Lincoln, Neb.	L, 1-3	6-5
	Lincoln, Neb.	L, 2-3	6-6
1966	Norman, Okla.	W, 3-0	7-6
	Norman, Okla.	L, 1-3	7-7
	Norman, Okla.	W, 4-3	8-7
1967	Lincoln, Neb.	L, 2-5	8-8
	Lincoln, Neb.	W, 2-1	9-8
	Lincoln, Neb.	W, 9-6	10-8
1968	Norman, Okla.	W, 6-4	11-8
	Norman, Okla.	W, 5-4	12-8
	Norman, Okla.	L, 1-2	12-9
1969	Lincoln, Neb.	W, 6-3	13-9
	Lincoln, Neb.	W, 1-0	14-9
	Lincoln, Neb.	W, 3-1	15-9
1970	Lincoln, Neb.	W, 4-1	16-9
	Lincoln, Neb.	L, 6-8	16-10
1971	Norman, Okla.	W, 3-1	17-10
	Norman, Okla.	W, 12-1	18-10
	Norman, Okla.	W, 1-0	19-10
1972	Lincoln, Neb.	L, 5-9	19-11
	Lincoln, Neb.	L, 0-2	19-12
1973	Norman, Okla.	W, 1-0	20-12
	Norman, Okla.	W, 11-0	21-12
	Norman, Okla.	W, 5-4	22-12
1974	Lincoln, Neb.	W, 3-1	23-12
	Lincoln, Neb.	W, 4-3	24-12
	Lincoln, Neb.	W, 8-3	25-12
1975	Norman, Okla.	W, 4-2	26-12
	Norman, Okla.	W, 1-0	27-12
	Norman, Okla.	W, 4-1	28-12
1976	\$Oklahoma City	W, 15-5	29-12
1979	Lincoln, Neb.	L, 0-5	29-13
	Lincoln, Neb.	L, 1-9	29-14
	\$Oklahoma City	W, 7-6	30-14
	\$Oklahoma City	W, 9-7	31-14
1980	Norman, Okla.	W, 6-5	32-14
	Norman, Okla.	L, 6-9	32-15
	\$Oklahoma City	L, 6-13	32-16
1981	Lincoln, Neb.	W, 5-2	33-16
	Lincoln, Neb.	L, 10-15	33-17
	Lincoln, Neb.	L, 0-5	33-18
	Lincoln, Neb.	L, 4-6	33-19
1982	\$Oklahoma City	W, 12-8	34-19
	\$Oklahoma City	W, 8-2	35-19
1983	Lincoln, Neb.	L, 1-3	35-20
	Lincoln, Neb.	L, 4-7	35-21
	Lincoln, Neb.	W, 4-3	36-21
	Lincoln, Neb.	W, 10-5	37-21
	\$Oklahoma City	W, 2-1	38-21
1984	Norman, Okla.	L, 16-27	38-22
	Norman, Okla.	W, 7-1	39-22
	Norman, Okla.	L, 2-4	39-23
	Norman, Okla.	W, 6-0	40-23
	\$Oklahoma City	L, 7-15	40-24
	\$Oklahoma City	W, 5-2	41-24
1985	Lincoln, Neb.	L, 9-10	41-25
	Lincoln, Neb.	W, 15-13	42-25

	Lincoln, Neb.	W, 11-9	43-25
	Lincoln, Neb.	W, 7-5	44-25
	\$Oklahoma City	W, 18-11	45-25
	\$Oklahoma City	W, 5-3	46-25
1986	\$Oklahoma City	W, 12-6	47-25
	Oklahoma City	W, 4-3	48-25
	Norman, Okla.	W, 5-0	49-25
1987	Lincoln, Neb.	L, 8-9	49-26
	Lincoln, Neb.	L, 2-3	49-27
	Lincoln, Neb.	L, 2-3	49-28
	Lincoln, Neb.	L, 6-10	49-29
	\$Oklahoma City	W, 11-3	50-29
1988	Norman, Okla.	W, 7-3	51-29
	Norman, Okla.	W, 2-1	52-29
	Norman, Okla.	W, 6-5	53-29
	Norman, Okla.	W, 10-5	54-29
1989	Lincoln, Neb.	L, 4-10	54-30
	Lincoln, Neb.	W, 3-1	55-30
	Lincoln, Neb.	L, 2-3	55-31
	Lincoln, Neb.	W, 2-1	56-31
1990	Norman, Okla.	L, 4-5	56-32
	Norman, Okla.	W, 11-1	58-31
	Norman, Okla.	L, 6-7	58-32
	Norman, Okla.	W, 11-8	59-32
1991	Lincoln, Neb.	W, 8-5	60-32
	Lincoln, Neb.	L, 3-7	60-33
	Lincoln, Neb.	W, 16-3	61-33
	Lincoln, Neb.	L, 5-7	61-34
1992	Norman, Okla.	W, 15-5	62-34
	Norman, Okla.	L, 5-7	63-34
	Norman, Okla.	W, 12-4	64-34
	Norman, Okla.	W, 11-6	65-34
1993	Lincoln, Neb.	L, 4-7	65-35
	Lincoln, Neb.	L, 8-9	65-36
	Lincoln, Neb.	W, 2-0	66-36
	Norman, Okla.	L, 8-9	66-37
	Norman, Okla.	L, 1-9	66-38
	\$Oklahoma City	L, 14-19	66-39
1994	Norman, Okla.	W, 3-1	67-39
	Norman, Okla.	W, 7-5	68-39
	Norman, Okla.	W, 13-9	69-39
	Lincoln, Neb.	L, 6-7	69-40
	Lincoln, Neb.	W, 4-0	70-40
	\$Oklahoma City	L, 2-3	70-41
	\$Oklahoma City	W, 21-4	71-41
1995	Lincoln, Neb.	L, 8-9	71-42
	Lincoln, Neb.	W, 11-9	72-42
	Lincoln, Neb.	W, 12-10	73-42
1996	Norman, Okla.	W, 18-11	74-42
	Norman, Okla.	W, 10-5	75-42
	Norman, Okla.	W, 17-16	76-42
	Lincoln, Neb.	W, 24-7	77-42
	Lincoln, Neb.	L, 2-8	77-43
1997	Norman, Okla.	W, 11-3	78-43
	Norman, Okla.	W, 11-8	79-43
	Norman, Okla.	W, 11-9	80-43
1998	Lincoln, Neb.	L, 2-13	80-44
	Lincoln, Neb.	L, 6-9	80-45
	Lincoln, Neb.	L, 12-13	80-46
1999	Norman, Okla.	L, 4-5 (11)	80-47
	Norman, Okla.	W, 12-10	81-47
	Norman, Okla.	L, 3-12	81-48
	\$Oklahoma City	L, 7-14	81-49
2000	Lincoln, Neb.	L, 1-10	81-50
	Lincoln, Neb.	L, 0-12	81-51
	Lincoln, Neb.	W, 4-3	82-51
	\$Oklahoma City	L, 1-3	82-52
	\$Oklahoma City	L, 1-6	82-53
2001	Norman, Okla.	L, 1-7	82-54
	Norman, Okla.	L, 5-10	82-55
	Norman, Okla.	L, 4-14 (7)	82-56
2002	Lincoln, Neb.	W, 5-4	83-56
	Lincoln, Neb.	L, 6-7	83-57
	Lincoln, Neb.	L, 2-12 (7)	83-58
2003	Norman, Okla.	L, 1-5	83-59
	Norman, Okla.	L, 6-8	83-60
	Norman, Okla.	L, 2-5	83-61
2004	Lincoln, Neb.	W, 6-4	84-61
	Lincoln, Neb.	L, 0-1	84-62

2005	Lincoln, Neb.	W, 2-1	85-62
	Norman, Okla.	W, 5-1	86-62
	Norman, Okla.	L, 1-8	86-63
	Norman, Okla.	L, 7-7	86-64
	\$Oklahoma City	L, 3-6	86-65
2006	Lincoln, Neb.	W, 3-2	87-65
	Lincoln, Neb.	L, 4-10	87-66
	Lincoln, Neb.	W, 6-2	88-66
2007	Norman, Okla.	W, 3-0	89-66
	Norman, Okla.	L, 4-6	89-67
	Norman, Okla.	L, 5-12	90-67
2008	Lincoln, Neb.	L, 2-4	90-68
	Lincoln, Neb.	L, 3-4	90-70
	Lincoln, Neb.	T, 8-8	90-70-1
2009	Norman, Okla.	W, 12-9	91-70-1
	Norman, Okla.	L, 9-11	91-71-1
	Norman, Okla.	W, 16-6	92-71-1
2010	Lincoln, Neb.	W, 10-2	93-71-1
	Lincoln, Neb.	W, 4-1	94-71-1
	Lincoln, Neb.	L, 0-10	94-72-1
2011	Norman, Okla.	W, 9-2	95-72-1
	Norman, Okla.	W, 4-1	96-72-1
2024	Arlington, Texas	W, 7-6	97-72-1

44 games played between 1942-1963, OU trails 23-21

NEBRASKA OMAHA

Overall Series: Series tied 1-1

YEAR	SITE	RESULT	SERIES
2021	Norman, Okla.	L, 3-6	0-1
	Norman, Okla.	W, 8-5	1-1

NEW MEXICO

Overall Series: OU leads 17-1

YEAR	SITE	RESULT	SERIES
1964	Albuquerque, N.M.	W, 23-5	1-0
	Albuquerque, N.M.	W, 11-6	2-0
	Albuquerque, N.M.	W, 11-3	3-0
1977	Norman, Okla.	W, 4-3	4-0
	Norman, Okla.	W, 12-4	5-0
	Norman, Okla.	W, 13-4	6-0
1988	Norman, Okla.	W, 6-2	7-0
	Norman, Okla.	L, 2-11	7-1
2011	Norman, Okla.	W, 6-2	8-1
	Norman, Okla.	W, 8-3	9-1
	Norman, Okla.	W, 8-3	10-1
	Norman, Okla.	W, 6-2	11-1
2012	Albuquerque, N.M.	W, 7-6(10)	12-1
	Albuquerque, N.M.	W, 10-5	13-1
	Albuquerque, N.M.	W, 4-0	14-1
2013	Corpus Christi, Texas	W, 10-8	15-1
2019	Albuquerque, N.M.	W, 8-1	16-1
	Albuquerque, N.M.	W, 8-6	17-1

NEW MEXICO STATE

Overall Series: OU leads 9-3

YEAR	SITE	RESULT	SERIES
1969	Las Cruces, N.M.	L, 3-4(10)	0-1
	Las Cruces, N.M.	W, 3-1	1-1
1974	Las Cruces, N.M.	W, 9-4	2-1
	Las Cruces, N.M.	W, 2-0	3-1
1987	Las Vegas, Nev.	W, 19-2	4-1
	Las Vegas, Nev.	W, 7-2	5-1
	Edinburg, Texas	L, 0-4	5-2
	El Paso, Texas	W, 4-0	6-2
1992	El Paso, Texas	L, 0-5	6-3
	El Paso, Texas	W, 10-9	7-3
2013	Norman, Okla.	W, 8-0	8-3
	Norman, Okla.	W, 3-2	9-3

NEW ORLEANS

Overall Series: OU leads 11-5

YEAR	SITE	RESULT	SERIES
1972	New Orleans, La.	W, 2-0	1-0
1973	New Orleans, La.	W, 5-4	2-0
	New Orleans, La.	W, 14-0	3-0
	New Orleans, La.	L, 2-4	3-1
1976	New Orleans, La.	W, 3-0	4-1
	New Orleans, La.	W, 4-3	5-1
	New Orleans, La.	W, 5-2	6-1
1979	New Orleans, La.	L, 5-6	6-2

1989	New Orleans, La.	L, 1-10	6-3
	New Orleans, La.	W, 9-1	7-3
2013	Norman, Okla.	W, 10-0	8-3
	Norman, Okla.	W, 14-5	9-3
	Norman, Okla.	W, 14-3	10-3
2022	Norman, Okla.	L, 7-10 (12)	10-4
	Norman, Okla.	W, 13-8	11-4
	Norman, Okla.	L, 5-11	11-5

NEW YORK TECH

Overall Series: OU leads 1-0

YEAR	SITE	RESULT	SERIES
1988	Edinburg, Texas	W, 9-7	1-0

NORTH CAROLINA

Overall Series: OU leads 2-0

YEAR	SITE	RESULT	SERIES
2010	*Norman, Okla.	W, 7-6 (10)	1-0
2010	*Norman, Okla.	W, 3-2	2-0

NORTH DAKOTA STATE

Overall Series: OU leads 3-1

YEAR	SITE	RESULT	SERIES
1956	*Neutral Site	L, 3-8	0-1
2008	Norman, Okla.	W, 15-3	1-1
	Norman, Okla.	W, 13-0	2-1
	Norman, Okla.	W, 9-3	3-1

NORTH TEXAS

Overall Series: OU leads 10-1

YEAR	SITE	RESULT	SERIES
1984	Denton, Texas	W, 14-3	1-0
	Denton, Texas	W, 14-2	2-0
	Denton, Texas	W, 4-0	3-0
	Denton, Texas	W, 9-1	4-0
1985	Norman, Okla.	L, 3-4	4-1
	Norman, Okla.	W, 11-1	5-1
1986	Norman, Okla.	W, 19-4	6-1
	Norman, Okla.	W, 17-5	7-1
1987	Norman, Okla.	W, 15-3	8-1
	Norman, Okla.	W, 15-5	9-1
1988	Norman, Okla.	W, 10-4	10-1

NORTHEASTERN

Overall Series: Series Tied 2-2

YEAR	SITE	RESULT	SERIES
2016	Norman, Okla.	L, 2-3	0-1
	Norman, Okla.	L, 3-5	0-2
	Norman, Okla.	W, 10-4	1-2
	Norman, Okla.	W, 13-4	2-2

NORTHEASTERN STATE

Overall Series: OU leads 3-0

YEAR	SITE	RESULT	SERIES
1976	Norman, Okla.	W, 11-1	1-0
	Norman, Okla.	W, 16-6	2-0
1985	Norman, Okla.	W, 21-1	3-0
1986	Norman, Okla.	W, 29-4	1-0

NORTHERN ARIZONA

Overall Series: Series Tied 2-2

YEAR	SITE	RESULT	SERIES
1973	Tempe, Ariz.	W, 13-5	1-0
1976	Tempe, Ariz.	W, 7-4	2-0
1979	Tempe, Ariz.	L, 9-10	2-1
	Tempe, Ariz.	L, 7-11	2-2

NORTHERN COLORADO

Overall Series: OU leads 3-0

YEAR	SITE	RESULT	SERIES
1974	*Omaha, Neb.	W, 10-1	1-0
2005	Norman, Okla.	W, 16-5	2-0
2005	Norman, Okla.	W, 4-2	3-0

NORTHERN IOWA

Overall Series: OU leads 3-0

YEAR	SITE	RESULT	SERIES
1989	Norman, Okla.	W, 33-2	1-0

1990	Norman, Okla.	W, 19-7	2-0
	Norman, Okla.	W, 10-7	3-0

NORTHERN ILLINOIS

Overall Series: OU leads 2-0

YEAR	SITE	RESULT	SERIES
2008	Frisco, Texas	W, 11-5	1-0
2017	Norman, Okla.	W, 10-3	2-0

NORTHWESTERN MISSOURI

Overall Series: OU leads 3-0

YEAR	SITE	RESULT	SERIES
1976	Tempe, Ariz.	W, 7-4	1-0
1984	Norman, Okla.	W, 5-2	2-0
	Norman, Okla.	W, 5-1	3-0

NORTHWESTERN

Overall Series: OU leads 2-1

YEAR	SITE	RESULT	SERIES
2001	Norman, Okla.	L, 0-4	0-1
	Norman, Okla.	W, 8-2	1-1
	Norman, Okla.	W, 17-6	2-1

NORTHWESTERN STATE

Overall Series: OU leads 7-2

YEAR	SITE	RESULT	SERIES
2005	Norman, Okla.	L, 10-13(12)	0-1
	Norman, Okla.	W, 15-8	1-1
	Norman, Okla.	W, 7-6	2-1
2013	Norman, Okla.	W, 1-0	3-1
	Norman, Okla.	W, 7-2	4-1
	Norman, Okla.	W, 8-3	5-1
2022	Arlington, Texas	L, 2-4	5-2
	Arlington, Texas	W, 2-1	6-2
	Arlington, Texas	W, 5-1	7-2

NOTRE DAME

Overall Series: OU leads 4-3

YEAR	SITE	RESULT	SERIES
1982	Norman, Okla.	W, 15-3	1-0
2006	Millington, Tenn.	W, 4-3	2-0
2013	Los Angeles, Calif.	L, 5-6	2-1
2015	Norman, Okla.	W, 6-1	3-1
	Norman, Okla.	L, 9-10	3-2
	Norman, Okla.	L, 1-5	3-3
2022	*Omaha, Neb.	W, 6-2	4-3

OAKLAND

Overall Series: OU leads 3-0

YEAR	SITE	RESULT	SERIES
2011	Norman, Okla.	W, 7-5	1-0
	Norman, Okla.	W, 12-6	2-0
	Norman, Okla.	W, 19-6	3-0

OHIO STATE

Overall Series: Tied 3-3

YEAR	SITE	RESULT	SERIES
1951	*Omaha, Neb.	W, 9-8	1-0
1982	*Austin, Texas	W, 5-2	2-0
2003	Beaumont, Texas	W, 5-1	3-0
2014	Orlando, Fla.	L, 3-6	3-1
2023	Frisco, Texas	L, 9-12	3-2
2024	Las Vegas, Nev.	L, 3-4	3-3

OKLAHOMA BAPTIST

Overall Series: OU leads 11-0

YEAR	SITE	RESULT	SERIES
1975	Norman, Okla.	W, 8-0	1-0
	Norman, Okla.	W, 9-1	2-0
1976	Norman, Okla.	W, 1-0	3-0
	Norman, Okla.	W, 7-0	4-0
1977	Norman, Okla.	W, 12-8	5-0
1996	Norman, Okla.	W, 12-10	6-0
1997	Norman, Okla.	W, 5-3	7-0
1998	Norman, Okla.	W, 21-6	8-0
1999	Norman, Okla.	W, 15-5	9-0
2000	Norman, Okla.	W, 9-4	10-0
2001	Norman, Okla.	W, 13-6	11-0

OKLAHOMA CHRISTIAN

SERIES RECORDS

Overall Series: OU leads 7-2

YEAR	SITE	RESULT	SERIES
1973	Norman, Okla.	L, 0-1	0-1
	Norman, Okla.	W, 9-8	1-1
1974	Norman, Okla.	W, 5-3	2-1
	Norman, Okla.	L, 3-5	2-2
1976	Norman, Okla.	W, 8-1	3-2
	Norman, Okla.	W, 10-1	4-2
1983	Norman, Okla.	W, 7-0	5-2
	Norman, Okla.	W, 7-0	6-2
1984	Norman, Okla.	W, 10-5	7-2

OKLAHOMA CITY

Overall Series: OU leads 40-15

YEAR	SITE	RESULT	SERIES
1972	Norman, Okla.	W, 15-1	1-0
	Norman, Okla.	W, 4-2	2-0
1975	Norman, Okla.	W, 7-1	3-0
	Norman, Okla.	W, 5-1	4-0
1976	Norman, Okla.	W, 8-5	5-0
	Norman, Okla.	W, 21-2	6-0
	Norman, Okla.	W, 12-2	7-0
1979	Oklahoma City	L, 2-3	7-1
	Oklahoma City	W, 9-5	8-1
	Norman, Okla.	L, 1-5	8-2
	Norman, Okla.	W, 4-3	9-2
1980	Norman, Okla.	W, 9-4	10-2
	Norman, Okla.	W, 7-6	11-2
	Oklahoma City	W, 9-0	12-2
	Oklahoma City	L, 1-4	12-3
1981	Norman, Okla.	W, 6-1	13-3
	Norman, Okla.	W, 4-3	14-3
1982	Norman, Okla.	W, 10-4	15-3
	Norman, Okla.	W, 7-5	16-3
	Oklahoma City	L, 7-13	16-4
1983	Edinburg, Texas	L, 7-9	16-5
	Edinburg, Texas	L, 6-7	16-6
	Norman, Okla.	W, 11-6	17-6
	Oklahoma City	L, 5-6	17-7
1984	Oklahoma City	W, 3-0	18-7
	Norman, Okla.	L, 2-3	18-8
	Norman, Okla.	W, 5-0	19-8
	Oklahoma City	W, 4-3	20-8
1985	Norman, Okla.	W, 7-1	21-8
	Oklahoma City	W, 10-6	22-8
	Norman, Okla.	L, 0-3	22-9
	Norman, Okla.	W, 4-3	23-9
1987	Norman, Okla.	W, 19-2	24-9
1988	Norman, Okla.	W, 23-12	25-9
1989	Norman, Okla.	W, 9-4	26-9
1990	Norman, Okla.	L, 4-8	26-10
1993	Norman, Okla.	W, 21-6	27-10
	Norman, Okla.	W, 9-4	28-10
1994	Norman, Okla.	W, 9-4	29-10
	Norman, Okla.	W, 14-1	30-10
1995	Norman, Okla.	W, 8-7	31-10
	Norman, Okla.	W, 15-3	32-10
1996	Norman, Okla.	W, 4-1	33-10
	Norman, Okla.	W, 25-11	34-10
	Norman, Okla.	W, 7-6	35-10
1997	Norman, Okla.	L, 8-18	35-11
	Norman, Okla.	W, 11-1	36-11
1998	Norman, Okla.	W, 14-6	37-11
	Norman, Okla.	W, 15-2	38-11
1999	Norman, Okla.	W, 6-4	39-11
	Norman, Okla.	L, 13-14	39-12
2000	Norman, Okla.	L, 3-5	39-13
	Norman, Okla.	L, 3-5	39-14
2001	Norman, Okla.	W, 4-3(11)	40-14
	Norman, Okla.	L, 4-7	40-15

OKLAHOMA STATE

Overall Series: Oklahoma State leads 170-153#

Big 12 Series: OSU leads 41-36

YEAR	SITE	RESULT	SERIES
1947	*Oklahoma City	W, 6-2	1-0
1955	*Neutral Site	W, 3-0	2-0
	*Neutral Site	L, 3-6	2-1

1962	*Neutral Site	L, 2-6	2-2
	Stillwater, Okla.	L, 4-6	2-3
	Stillwater, Okla.	L, 5-14	2-4
	Stillwater, Okla.	W, 8-3	3-4
1963	Norman, Okla.	W, 3-2	4-4
	Norman, Okla.	W, 5-4	5-4
	Norman, Okla.	L, 1-2	5-5
1964	Stillwater, Okla.	L, 2-3	5-6
	Stillwater, Okla.	W, 4-1	6-6
	Stillwater, Okla.	W, 4-0	7-6
1965	Norman, Okla.	L, 0-1 (7)	7-7
	Norman, Okla.	L, 1-4 (7)	7-8
	Norman, Okla.	W, 12-8	8-8
1966	Stillwater, Okla.	W, 6-4	9-8
	Stillwater, Okla.	L, 0-2	9-9
1967	Norman, Okla.	L, 2-4	9-10
	Norman, Okla.	L, 0-1 (7)	9-11
	Norman, Okla.	W, 3-2	10-11
1969	Norman, Okla.	W, 3-1	11-11
	Norman, Okla.	L, 0-1	11-12
	Norman, Okla.	W, 2-1 (13)	12-12
1970	Stillwater, Okla.	W, 7-1	13-12
	Stillwater, Okla.	L, 1-8	13-13
	Stillwater, Okla.	L, 0-5	13-14
1971	Norman, Okla.	W, 4-0	14-14
	Norman, Okla.	W, 7-1	15-14
	Norman, Okla.	L, 2-4	15-15
1972	Stillwater, Okla.	L, 4-7	15-16
	Stillwater, Okla.	W, 6-0	16-16
	Stillwater, Okla.	L, 11-12	16-17
1973	Norman, Okla.	W, 1-0	17-17
	Norman, Okla.	W, 7-1	18-17
	Norman, Okla.	L, 0-2	18-18
1974	Stillwater, Okla.	W, 4-3	19-18
	Stillwater, Okla.	W, 10-3	20-18
	Stillwater, Okla.	W, 7-3	21-18
1975	Oklahoma City	W, 3-1	22-18
	Norman, Okla.	W, 4-0	23-18
	Norman, Okla.	L, 3-4	23-19
1976	Stillwater, Okla.	W, 10-0	24-19
	Oklahoma City	W, 5-0	25-19
	Stillwater, Okla.	W, 7-5	26-19
	Stillwater, Okla.	W, 5-4	27-19
	Norman, Okla.	W, 13-0	28-19
	Oklahoma City	W, 9-8	29-19
	Norman, Okla.	W, 18-4	30-19
	Oklahoma City	W, 3-2	31-19
	\$Oklahoma City	W, 2-1	32-19
1977	Stillwater, Okla.	W, 19-6	33-19
	Stillwater, Okla.	W, 3-2	34-19
1978	Norman, Okla.	L, 0-1	34-20
	Norman, Okla.	W, 4-1	35-20
	Norman, Okla.	W, 4-1	36-20
	Norman, Okla.	W, 7-2	37-20
	\$Oklahoma City	L, 6-8	37-21
1979	Stillwater, Okla.	W, 8-6	38-21
	Stillwater, Okla.	L, 2-4	38-22
	Stillwater, Okla.	L, 5-6	38-23
	Stillwater, Okla.	W, 11-7	39-23
1980	Norman, Okla.	L, 3-7	39-24
	Norman, Okla.	L, 6-11	39-25
	Norman, Okla.	L, 7-11	39-26
	Norman, Okla.	L, 11-16	39-27
1981	Stillwater, Okla.	W, 9-0	40-27
	Stillwater, Okla.	L, 5-13	40-28
	Stillwater, Okla.	W, 5-3	41-28
	Stillwater, Okla.	L, 4-9	41-29
1982	Norman, Okla.	W, 7-5	42-29
	Norman, Okla.	L, 1-7	42-30
	Norman, Okla.	L, 8-21	42-31
	Norman, Okla.	L, 11-12	42-32
	\$Oklahoma City	L, 6-7	42-33
	\$Oklahoma City	L, 3-5	42-34
1983	Stillwater, Okla.	W, 9-7	43-34
	Stillwater, Okla.	L, 14-15	43-35
	Stillwater, Okla.	W, 6-1	44-35
	Stillwater, Okla.	W, 11-7	45-35
	\$Oklahoma City	L, 1-3	45-36

1984	\$Oklahoma City	W, 10-8	46-36
	\$Oklahoma City	L, 7-13	46-37
	Norman, Okla.	W, 5-4	47-37
	Norman, Okla.	W, 2-1	48-37
	\$Oklahoma City	L, 4-13	48-38
1985	Stillwater, Okla.	W, 21-8	49-38
	Stillwater, Okla.	L, 1-11	49-39
	Stillwater, Okla.	L, 6-11	49-40
	Stillwater, Okla.	L, 0-8	49-41
	\$Oklahoma City	L, 5-11	49-42
	\$Oklahoma City	L, 4-19	49-43
1986	Oklahoma City	W, 8-7	50-43
	Norman, Okla.	W, 8-2	51-43
	Oklahoma City	W, 3-2	52-43
	Norman, Okla.	L, 3-22	52-44
	\$Oklahoma City	W, 7-5	53-44
	\$Oklahoma City	L, 7-12	53-45
	\$Oklahoma City	L, 3-9	53-46
1987	Stillwater, Okla.	W, 8-4	54-46
	Stillwater, Okla.	L, 7-23	54-47
	Stillwater, Okla.	L, 2-14	54-48
	Stillwater, Okla.	W, 15-8	55-48
	\$Oklahoma City	W, 9-4	56-48
	\$Oklahoma City	L, 6-15	56-49
	\$Oklahoma City	L, 6-9	56-50
1988	Oklahoma City	L, 2-15	56-51
	Oklahoma City	L, 3-5	56-52
	Oklahoma City	W, 9-8	57-52
	Oklahoma City	W, 12-7	58-52
	\$Oklahoma City	L, 1-15	58-53
	\$Oklahoma City	W, 7-6	59-53
	\$Oklahoma City	L, 5-9	59-54
1989	Stillwater, Okla.	W, 15-3	60-54
	Stillwater, Okla.	W, 11-9	61-54
	Stillwater, Okla.	L, 3-8	61-55
	Stillwater, Okla.	L, 10-13	61-56
1990	Norman, Okla.	W, 7-6	62-56
	Oklahoma City	W, 9-5	63-56
	Oklahoma City	L, 3-6	63-57
	Oklahoma City	L, 7-10	63-58
1991	Tulsa, Okla.	W, 10-8	64-58
	Stillwater, Okla.	L, 7-15	64-59
	Stillwater, Okla.	W, 6-4	65-59
	Oklahoma City	L, 8-9	65-60
	\$Oklahoma City	L, 3-4	65-61
	\$Oklahoma City	L, 4-6	65-62
1992	Tulsa, Okla.	W, 4-1	66-62
	Norman, Okla.	L, 9-18	66-63
	Oklahoma City	W, 5-4	67-63
	Stillwater, Okla.	W, 6-4	68-63
	\$Oklahoma City	W, 15-6	69-63
	\$Oklahoma City	L, 2-3	69-64
	\$Oklahoma City	L, 5-13	69-65
1993	Tulsa, Okla.	W, 4-0	70-65
	Oklahoma City	L, 4-9	70-66
	Oklahoma City	L, 5-17	70-67
	Norman, Okla.	L, 9-11	70-68
	Stillwater, Okla.	L, 10-12	70-69
1994	Tulsa, Okla.	L, 3-4	70-70
	Oklahoma City	L, 4-11	70-71
	Oklahoma City	W, 8-2	71-71
	Norman, Okla.	W, 4-2	72-71
	Stillwater, Okla.	L, 5-10	72-72
	\$Oklahoma City	L, 3-6	72-73
1995	Norman, Okla.	W, 5-4	73-73
	Stillwater, Okla.	L, 8-12	73-74
	Tulsa, Okla.	W, 7-6	74-74
	Oklahoma City	W, 4-1	75-74
	Oklahoma City	W, 12-4	76-74
	\$Oklahoma City	L, 7-9 (11)	76-75
1996	Tulsa, Okla.	W, 7-5	77-75
	Oklahoma City	L, 3-11	77-76
	Oklahoma City	L, 1-7	77-77
	Norman, Okla.	L, 4-14	77-78
	Stillwater, Okla.	L, 11-12	77-79
	\$Oklahoma City	L, 11-16	77-80
1997	Tulsa, Okla.	W, 9-5	78-80
	Oklahoma City	L, 15-17	78-81

SERIES RECORDS

	Oklahoma City	L, 11-18	78-82
	\$Oklahoma City	W, 10-5	79-82
1998	Tulsa, Okla.	W, 5-4	80-82
	Oklahoma City	L, 3-10	80-83
	Oklahoma City	W, 5-4	81-83
	\$Oklahoma City	W, 9-4	82-83
1999	Tulsa, Okla.	W, 4-3	83-83
	Oklahoma City	L, 6-9	83-84
	Oklahoma City	L, 5-6	83-85
	\$Oklahoma City	W, 10-9	84-85
2000	Tulsa, Okla.	W, 5-3	85-85
	Oklahoma City	W, 3-1	86-85
	Oklahoma City	W, 7-5	87-85
	\$Oklahoma City	W, 9-8	88-86
2001	Tulsa, Okla.	L, 1-11 (8)	88-86
	Oklahoma City	L, 3-6	88-87
	Oklahoma City	L, 5-13	88-88
2002	Tulsa, Okla.	L, 7-11 (14)	88-89
	Oklahoma City	W, 5-2	89-89
	Oklahoma City	W, 8-6	90-89
	\$Oklahoma City	W, 11-3	91-89
2003	Tulsa, Okla.	L, 3-8	91-90
	Oklahoma City	W, 7-4	92-90
	Oklahoma City	W, 6-5	93-90
	\$Oklahoma City	W, 4-2	94-90
2004	Tulsa, Okla.	L, 5-8	94-91
	Oklahoma City	L, 5-6	94-92
	Oklahoma City	W, 4-1	95-93
2005	Tulsa, Okla.	L, 1-3	95-94
	Oklahoma City	W, 4-3	96-94
	Oklahoma City	W, 5-4 (11)	97-94
2006	Tulsa, Okla.	L, 2-4	97-95
	Oklahoma City	L, 0-7	97-96
	Oklahoma City	L, 0-4	97-97
	\$Oklahoma City	W, 21-6	98-97
2007	Tulsa, Okla.	L, 7-8	98-98
	Oklahoma City	L, 2-10	98-99
	Oklahoma City	L, 7-8	98-100
	\$Oklahoma City	W, 9-8	99-100
2008	Tulsa, Okla.	L, 1-7	99-101
	Oklahoma City	L, 1-11	99-102
	Oklahoma City	W, 10-4	100-102
2009	Tulsa, Okla.	W, 5-2	101-102
	Oklahoma City	W, 7-5	102-102
	Oklahoma City	L, 1-5	102-103
2010	Stillwater, Okla.	L, 6-7	102-104
	Tulsa, Okla.	W, 7-6	103-104
	Oklahoma City	L, 3-4	103-105
	Oklahoma City	W, 6-0	104-105
2011	Norman, Okla.	W, 8-3	105-105
	Tulsa, Okla.	L, 7-8	105-106
	Oklahoma City	W, 7-5	106-106
	Oklahoma City	L, 10-11	106-107
2012	Stillwater, Okla.	L, 1-6	106-108
	Tulsa, Okla.	L, 0-3	106-109
	Oklahoma City	W, 8-4	107-109
	Oklahoma City	L, 2-3	107-110
	Oklahoma City	W, 1-0	108-110
2013	Tulsa, Okla.	L, 3-4	108-111
	Oklahoma City	L, 3-4	108-112
	Oklahoma City	W, 5-4	109-112
2014	Norman, Okla.	L, 1-3	109-113
	Stillwater, Okla.	W, 12-9 (18)	110-113
	Oklahoma City	L, 2-4	110-114
	Tulsa, Okla.	L, 1-2	110-114
	Tulsa, Okla.	W, 8-1	111-114
	\$Oklahoma City	L, 4-13	111-115
	\$Oklahoma City	L, 8-11	111-116
2015	Tulsa, Okla.	L, 6-9	111-117
	Stillwater, Okla.	L, 2-24	111-118
	Oklahoma City	L, 1-8	111-119
	Oklahoma City	W, 5-3	112-119
	\$Tulsa, Okla.	L, 1-5	112-120
2016	Norman, Okla.	L, 3-4	112-121
	Oklahoma City	W, 9-1	113-121
	Tulsa, Okla.	L, 9-10	113-122
	Tulsa, Okla.	W, 3-1	114-122
2017	Stillwater, Okla.	L, 3-4	114-123
	Oklahoma City	L, 7-9	114-124

	Oklahoma City	L, 2-5	114-125
	Norman, Okla.	L, 1-7	114-126
2018	Stillwater, Okla.	L, 0-8	114-127
	Tulsa, Okla.	L, 1-10	114-128
	Tulsa, Okla.	L, 2-9	114-129
2019	Stillwater, Okla.	L, 5-6	114-130
	Tulsa, Okla.	L, 1-5	114-131
	Oklahoma City	W, 3-2 (10)	115-131
	Norman, Okla.	L, 7-10	115-132
2021	Stillwater, Okla.	L, 4-5	115-133
	Stillwater, Okla.	W, 16-2	116-133
	Norman, Okla.	W, 5-3	117-133
	Norman, Okla.	L, 7-8 (12)	117-134
	Tulsa, Okla.	L, 3-7	117-135
	\$Oklahoma City	L, 5-9	117-136
2022	Tulsa, Okla.	W, 7-6	118-136
	Stillwater, Okla.	W, 8-7	119-136
	Stillwater, Okla.	L, 7-8	119-137
	Stillwater, Okla.	L, 4-9	120-137
2023	Stillwater, Okla.	L, 8-19	120-138
	Norman, Okla.	L, 2-13	120-139
	Norman, Okla.	W, 5-0	121-139
	Norman, Okla.	L, 1-11	121-140
	\$Arlington, Texas	W, 9-5	122-140
	\$Arlington, Texas	L, 3-8	122-141
2024	Norman, Okla.	L, 5-14	122-142
	Stillwater, Okla.	L, 6-9	122-143
	Stillwater, Okla.	W, 19-10	123-143
	Stillwater, Okla.	L, 5-9	123-144
	\$Arlington, Texas	L, 3-9	123-145

62 games played between 1942-1963, OU trails 34-28

OLD DOMINION

Overall Series: OU leads 3-0

YEAR	SITE	RESULT	SERIES
1989	Norman, Okla.	W, 11-1	1-0
	Norman, Okla.	W, 8-0	2-0
	Norman, Okla.	W, 6-1	3-0

ORAL ROBERTS

Overall Series: OU leads 46-38

YEAR	SITE	RESULT	SERIES
1970	Norman, Okla.	W, 11-6	1-0
	Norman, Okla.	W, 3-2	2-0
1971	Norman, Okla.	W, 5-4	3-0
	Norman, Okla.	W, 2-0	4-0
	Norman, Okla.	W, 1-0	5-0
1972	Norman, Okla.	W, 5-0	6-0
	Norman, Okla.	W, 4-2	7-0
	Norman, Okla.	W, 3-0	8-0
1973	Norman, Okla.	L, 1-2	8-1
1974	Norman, Okla.	W, 6-0	9-1
	Norman, Okla.	W, 6-2	10-1
1977	Norman, Okla.	L, 2-8	10-2
	Oklahoma City	W, 8-3	11-2
1978	Tulsa, Okla.	W, 9-6	12-2
	Norman, Okla.	L, 8-22	12-3
	Tulsa, Okla.	L, 5-13	12-4
1979	Norman, Okla.	L, 4-5	12-5
	Tulsa, Okla.	L, 5-12	12-6
1980	Norman, Okla.	L, 1-8	12-7
1980	Tulsa, Okla.	W, 5-2	13-7
1981	Norman, Okla.	L, 5-6	13-8
1982	Tulsa, Okla.	W, 4-0	14-8
	Norman, Okla.	L, 2-10	14-9
	Norman, Okla.	L, 6-0	14-10
1983	Tulsa, Okla.	L, 2-6	14-11
	Tulsa, Okla.	L, 5-8	14-12
1984	Norman, Okla.	L, 7-11	14-13
	Tulsa, Okla.	L, 6-13	14-14
1985	Tulsa	W, 9-8	15-14
	Oklahoma City	W, 9-7	16-14
1986	Norman, Okla.	W, 9-7	17-14
	Tulsa, Okla.	L, 9-8	17-15
1987	Tulsa, Okla.	L, 13-14	17-16
	Norman, Okla.	L, 9-10	17-17
1988	Tulsa, Okla.	L, 2-5	17-18
	Norman, Okla.	W, 7-6	18-18
1989	Tulsa, Okla.	L, 5-9	18-19

	Norman, Okla.	W, 18-11	19-19
1995	Tulsa, Okla.	W, 9-3	20-19
1996	Norman, Okla.	L, 2-8	20-20
	Tulsa, Okla.	L, 3-5	20-21
1997	Tulsa, Okla.	W, 9-8	21-21
1998	Norman, Okla.	L, 5-9	21-22
	Tulsa, Okla.	W, 4-2	22-22
1999	Arlington, Texas	L, 6-8	22-23
	Tulsa, Okla.	W, 5-4	23-23
2000	Houston, Texas	W, 15-2	24-23
	Tulsa, Okla.	W, 4-1	25-23
	*Oklahoma City	W, 6-5	26-23
	*Oklahoma City	W, 9-7	27-23
2001	Tulsa, Okla.	L, 4-11	27-24
	Tulsa, Okla.	L, 2-3	27-25
2002	Tulsa, Okla.	W, 6-2	28-25
	Norman, Okla.	W, 6-5	29-25
	Norman, Okla.	W, 7-5	30-25
2003	Norman, Okla.	L, 1-5	30-26
	Norman, Okla.	L, 2-3	30-27
2004	Tulsa, Okla.	L, 4-6	30-28
	Norman, Okla.	W, 5-4	31-28
	*Norman, Okla.	W, 7-6	32-28
2010	*Norman, Okla.	L, 0-7	32-29
2011	Norman, Okla.	W, 5-2	33-29
2012	Tulsa, Okla.	W, 6-3	34-29
2013	Norman, Okla.	W, 9-8	35-29
	Norman, Okla.	W, 15-8	36-29
	Tulsa, Okla.	W, 3-1	37-29
2014	Tulsa, Okla.	L, 0-3	37-30
	Norman, Okla.	L, 0-2	37-31
2015	Norman, Okla.	L, 1-5	37-32
2016	Tulsa, Okla.	L, 0-5	37-33
	Norman, Okla.	W, 12-3	38-33
2017	Norman, Okla.	W, 6-2	39-33
	Tulsa, Okla.	L, 2-3	39-34
2018	Tulsa, Okla.	W, 5-2	40-34
	Norman, Okla.	W, 20-3	41-34
2019	Norman, Okla.	L, 2-4	41-35
	Tulsa, Okla.	L, 2-3	41-36
2021	Norman, Okla.	W, 14-12	42-36
2022	Norman, Okla.	W, 8-2	43-36
	Tulsa, Okla.	L, 1-5	43-37
2023	Tulsa, Okla.	W, 12-2	44-37
2024	Norman, Okla.	W, 10-0 (7)	45-37
	Tulsa, Okla.	L, 1-3	45-38
	*Norman, Okla.	W, 14-0	46-38

OREGON

Overall Series: OU leads 1-1

YEAR	SITE	RESULT	SERIES
2012	Eugene, Ore.	W, 3-2	1-0
2024	Arlington, Texas	L, 2-4	1-1

OREGON STATE

Overall Series: OU leads 6-3

YEAR	SITE	RESULT	SERIES
1971	Riverside, Calif.	W, 6-4	1-0
1993	Norman, Okla.	W, 14-13	2-0
	Norman, Okla.	W, 20-9	3-0
	Norman, Okla.	W, 10-9	4-0
1997	Norman, Okla.	L, 2-10	4-1
	Norman, Okla.	W, 14-2	5-1
2001	San Diego, Calif.	L, 8-10	5-2
2012	Corvallis, Ore.	L, 7-11	5-3
2015	Suprise, Ariz.	W, 9-6	6-3

PACIFIC

Overall Series: OU leads 2-0

YEAR	SITE	RESULT	SERIES
2022	Norman, Okla.	W, 7-3	1-0
	Norman, Okla.	W, 10-2	2-0

PENN STATE

Overall Series: OU leads 3-0

YEAR	SITE	RESULT	SERIES
1973	*Omaha, Neb.	W, 6-0	1-0
1985	Edinburg, Texas	W, 12-0	2-0
	Edinburg, Texas	W, 8-0	3-0

SERIES RECORDS

PEPPERDINE

Overall Series: Pepperdine leads 4-3

YEAR	SITE	RESULT	SERIES
1988	*Tempe, Ariz.	L, 1-10	0-1
2012	Malibu, Calif.	W, 4-3	1-1
	Malibu, Calif.	L, 0-10	1-2
	Malibu, Calif.	L, 6-7	1-3
2013	Norman, Okla.	W, 10-7	2-3
	Norman, Okla.	L, 2-7	2-4
	Norman, Okla.	W, 8-1	3-4

PHILLIPS

Overall Series: OU leads 3-0

YEAR	SITE	RESULT	SERIES
1982	Norman, Okla.	W, 8-3	1-0
1984	Norman, Okla.	W, 25-2	2-0
1985	Norman, Okla.	W, 7-3	3-0

PITTSBURGH

Overall Series: Pittsburgh leads 1-0

YEAR	SITE	RESULT	SERIES
2024	Las Vegas, Nev.	L, 9-19 (7)	0-1

PURDUE

Overall Series: OU leads 2-1

YEAR	SITE	RESULT	SERIES
2015	Norman, Okla.	L, 3-6	0-1
	Norman, Okla.	W, 7-1	1-1
	Norman, Okla.	W, 13-10	2-1

RICE

Overall Series: OU leads 7-6

YEAR	SITE	RESULT	SERIES
1991	Norman, Okla.	W, 4-2	1-0
	Norman, Okla.	W, 4-3	2-0
1992	Houston, Texas	W, 10-3	3-0
	Houston, Texas	L, 3-4	3-1
2006	Houston, Texas	L, 2-8	3-2
	Norman, Okla.	W, 15-3	4-2
	*Houston, Texas	L, 4-10	4-3
	*Houston, Texas	W, 11-5	5-3
	*Houston, Texas	L, 5-9	5-4
2008	Houston, Texas	L, 2-7	5-5
2019	Houston, Texas	L, 1-8	5-6
	Houston, Texas	W, 17-8	6-6
	Houston, Texas	W, 6-0	7-6

RIDER

Overall Series: OU leads 2-1

YEAR	SITE	RESULT	SERIES
2023	Norman, Okla.	L, 3-6	0-1
	Norman, Okla.	W, 7-2	1-1
	Norman, Okla.	W, 11-1	2-1

RICHMOND

Overall Series: OU leads 1-0

YEAR	SITE	RESULT	SERIES
2010	Jacksonville, Fla.	W, 11-3	1-0

RUTGERS

Overall Series: OU leads 3-1

YEAR	SITE	RESULT	SERIES
1998	*Tallahassee, Fla.	W, 9-7	1-0
2014	Norman, Okla.	W, 16-11	2-0
	Norman, Okla.	W, 7-5	3-0
	Norman, Okla.	L, 6-8	3-1

SAMFORD

Overall Series: OU leads 3-1

YEAR	SITE	RESULT	SERIES
2012	Norman, Okla.	L, 2-4	0-1
	Norman, Okla.	W, 6-2	1-1
	Norman, Okla.	W, 13-3	2-1
2018	*Tallahassee, Fla.	W, 4-0	3-1

SAM HOUSTON STATE

Overall Series: OU leads 8-6

YEAR	SITE	RESULT	SERIES
1987	*Austin, Texas	L, 1-5	0-1
1988	Edinburg, Texas	W, 5-1	1-1
1994	Houston, Texas	W, 13-7	2-1
1999	Norman, Okla.	W, 17-6	3-1
	Norman, Okla.	W, 10-9	4-1
2000	Houston, Texas	W, 9-8	5-1
2003	Norman, Okla.	W, 8-2	6-1
	Norman, Okla.	W, 8-4	7-1
2015	Norman, Okla.	W, 3-2	8-1
	Norman, Okla.	L, 3-4	8-2
	Norman, Okla.	L, 5-8	8-3
2016	Huntsville, Texas	L, 3-4	8-4
	Huntsville, Texas	L, 2-7	8-5
	Huntsville, Texas	L, 3-4 (11)	8-6

SAN DIEGO

Overall Series: OU leads 5-2

YEAR	SITE	RESULT	SERIES
1994	Fullerton, Calif.	W, 10-9	1-0
2001	San Diego, Calif.	L, 2-14	1-1
2007	San Diego, Calif.	W, 6-4	2-1
2009	San Diego, Calif.	W, 11-2	3-1
	San Diego, Calif.	L, 7-11	3-2
2011	San Diego, Calif.	W, 7-1	4-2
2019	San Diego, Calif.	W, 6-1	5-2

SAN DIEGO STATE

Overall Series: OU leads 12-2

YEAR	SITE	RESULT	SERIES
1991	Norman, Okla.	W, 16-7	1-0
	Norman, Okla.	W, 6-5	2-0
2001	San Diego, Calif.	L, 8-9	2-1
2007	San Diego, Calif.	W, 4-1	3-1
2010	San Diego, Calif.	W, 7-4	4-1
	San Diego, Calif.	W, 17-5	5-1
	San Diego, Calif.	W, 9-5	6-1
	San Diego, Calif.	W, 5-2	7-1
2011	San Diego, Calif.	W, 4-0	8-1
	San Diego, Calif.	W, 13-5	9-1
2019	San Diego, Calif.	W, 1-0	10-1
2020	Norman, Okla.	L, 4-5	10-2
	Norman, Okla.	W, 8-4	11-2
	Norman, Okla.	W, 9-8 (10)	12-2

SAN JOSE STATE

Overall Series: San Jose State leads 1-0

YEAR	SITE	RESULT	SERIES
1991	San Jose, Calif	L, 1-8	0-1

SANTA CLARA

Overall Series: Series Tied 1-1

YEAR	SITE	RESULT	SERIES
1991	San Jose, Calif.	L, 6-7	0-1
2014	Surprise, Ariz.	W, 8-4	1-1

SETON HALL

Overall Series: OU Leads 2-1

YEAR	SITE	RESULT	SERIES
2014	Norman, Okla.	L, 5-7	0-1
	Norman, Okla.	W, 8-2	1-1
	Norman, Okla.	W, 15-6	2-1

SIU-EDWARDSVILLE

Overall Series: OU leads 2-0

YEAR	SITE	RESULT	SERIES
2015	Norman, Okla.	W, 11-1	1-0
	Norman, Okla.	W, 9-1	2-0

SOUTH ALABAMA

Overall Series: OU leads 4-3

YEAR	SITE	RESULT	SERIES
1991	*Baton Rouge, La.	L, 4-5	0-1
1992	Mobile, Ala.	L, 5-7	0-2
	Mobile, Ala.	W, 11-10	1-2
1994	Norman, Okla.	W, 12-11	2-2
	Norman, Okla.	W, 14-7	3-2
2005	Surprise, Ariz.	W, 4-1	4-2

2018	Conway, S.C.	L, 5-6	4-3
------	--------------	--------	-----

SOUTH CAROLINA

Overall Series: South Carolina leads 4-1

YEAR	SITE	RESULT	SERIES
2007	Wilmington, N.C.	L, 2-13	0-1
2010	*Omaha, Neb.	W, 4-3	1-1
	*Omaha, Neb.	L, 2-3	1-2
2012	*Columbia, S.C.	L, 0-5	1-3
	*Columbia, S.C.	L, 1-5	1-4

SOUTH DAKOTA STATE

Overall Series: OU leads 3-0

YEAR	SITE	RESULT	SERIES
1986	Norman, Okla.	W, 11-1	1-0
	Norman, Okla.	W, 17-3	2-0
1992	Norman, Okla.	W, 22-2	3-0

SOUTH FLORIDA

Overall Series: OU leads 6-2

YEAR	SITE	RESULT	SERIES
1981	Tampa, Fla.	W, 9-3	1-0
1989	Tampa, Fla.	L, 6-7	1-1
	Tampa, Fla.	L, 3-5	1-2
2008	Tampa, Fla.	W, 6-1	2-2
	Tampa, Fla.	W, 7-5	3-2
2009	Tampa, Fla.	W, 10-1	4-2
2010	Norman, Okla.	W, 4-3	5-2
	Norman, Okla.	W, 5-4	6-2

SOUTHEASTERN STATE

Overall Series: OU leads 6-4

YEAR	SITE	RESULT	SERIES
1976	Norman, Okla.	W, 1-0	1-0
	Norman, Okla.	W, 5-1	2-0
1978	Durant, Okla.	L, 1-5	2-1
1979	Norman, Okla.	W, 11-6	3-1
	Norman, Okla.	W, 9-2	4-1
1981	Norman, Okla.	L, 5-6	4-2
1982	Norman, Okla.	L, 7-9	4-3
1983	Norman, Okla.	L, 7-9	4-4
1984	Norman, Okla.	W, 5-2	5-4
1987	Norman, Okla.	W, 9-5	6-4

SOUTHERN CALIFORNIA

Overall Series: OU leads 6-4

YEAR	SITE	RESULT	SERIES
1951	Omaha, Neb.	W, 4-1	1-0
1974	Norman, Okla.	W, 7-6	2-0
	Norman, Okla.	W, 5-4	3-0
1976	Norman, Okla.	W, 3-2	4-0
1985	Oklahoma City	W, 5-4	5-0
1995	*Omaha, Neb.	L, 4-9	5-1
1996	Fullerton, Calif.	L, 4-8	5-2
2004	Fullerton, Calif.	W, 9-6	6-2
2013	Los Angeles	L, 3-5	6-3
2016	Los Angeles	L, 4-5	6-4

SOUTHERN ILLINOIS

Overall Series: OU leads 9-6

YEAR	SITE	RESULT	SERIES
1976	Norman, Okla.	L, 7-14	0-1
	Norman, Okla.	W, 7-6	1-1
	Norman, Okla.	W, 4-0	2-1
	Norman, Okla.	W, 7-5	3-1
1977	Carbondale, Ill.	W, 3-2	4-1
	Carbondale, Ill.	W, 5-2	5-1
	*Norman, Okla.	L, 3-7	5-2
1978	Norman, Okla.	W, 2-0	6-2
	Norman, Okla.	L, 2-3	6-3
	Norman, Okla.	L, 2-9	6-4
	Norman, Okla.	L, 2-3	6-5
	Carbondale, Ill.	L, 0-7	6-6
	Carbondale, Ill.	W, 2-0	7-6
2003	Norman, Okla.	W, 10-2	8-6
	Norman, Okla.	W, 20-4	9-6

SMU

Overall Series: OU leads 4-1

YEAR	SITE	RESULT	SERIES
1972	Dallas, Texas	W, 3-2	1-0
	Dallas, Texas	W, 6-0	2-0

*Three games played between 1942-1963, OU leads 2-1.

SOUTHERN MISSISSIPPI

Overall Series: OU leads 1-0

YEAR	SITE	RESULT	SERIES
2005	*Oxford, Miss.	W, 5-4	1-0

SOUTHERN NAZARENE

Overall Series: Series tied 1-1

YEAR	SITE	RESULT	SERIES
2008	Norman, Okla.	W, 15-3	1-0
	Norman, Okla.	L, 4-8	1-1

SOUTHERN UNIVERSITY

Overall Series: Southern leads 0-1

YEAR	SITE	RESULT	SERIES
1972	Baton Rouge, La.	W, 0-18	0-1

SOUTHERN UTAH

Overall Series: Southern Utah leads 1-1

YEAR	SITE	RESULT	SERIES
1974	Tempe, Ariz.	L, 3-7	0-1
2009	Norman, Okla.	W, 14-5	1-1

SOUTHWESTERN

Overall Series: OU leads 5-0

YEAR	SITE	RESULT	SERIES
1978	Norman, Okla.	W, 8-0	1-0
	Norman, Okla.	W, 7-1	2-0
1980	Norman, Okla.	W, 6-2	3-0
	Norman, Okla.	W, 8-0	4-0
1985	Norman, Okla.	W, 9-5	5-0

SOUTHWESTERN STATE

Overall Series: OU leads 21-2

YEAR	SITE	RESULT	SERIES
1973	Norman, Okla.	W, 14-2	1-0
	Norman, Okla.	W, 6-0	2-0
	Norman, Okla.	W, 8-1	3-0
1977	Weatherford, Okla.	W, 7-3	4-0
1979	Norman, Okla.	W, 7-3	5-0
	Norman, Okla.	W, 12-11	6-0
	Norman, Okla.	W, 11-2	7-0
	Norman, Okla.	W, 10-6	8-0
1982	Norman, Okla.	L, 3-5	8-1
	Norman, Okla.	L, 3-6	8-2
1984	Norman, Okla.	W, 17-3	9-2
	Norman, Okla.	W, 19-8	10-2
	Norman, Okla.	W, 3-2	11-2
1985	Norman, Okla.	W, 2-0	12-2
	Norman, Okla.	W, 12-0	13-2
	Weatherford, Okla.	W, 13-2	14-2
	Norman, Okla.	W, 8-3	15-2
	Weatherford, Okla.	W, 4-2	16-2
1986	Norman, Okla.	W, 21-0	17-2
	Norman, Okla.	W, 14-0	18-2
	Norman, Okla.	W, 33-6	19-2
1993	Norman, Okla.	W, 9-4	20-2
1997	Norman, Okla.	W, 9-5	21-2

SPRINGFIELD COLLEGE

Overall Series: OU leads 1-0

YEAR	SITE	RESULT	SERIES
1951	*Omaha, Neb.	W, 7-1	1-0

ST. EDWARDS

Overall Series: St. Edwards leads 2-1

YEAR	SITE	RESULT	SERIES
1970	Austin, Texas	L, 1-3	0-1
	Austin, Texas	L, 1-4	0-2
1987	Neutral Site	W, 8-7	1-2

ST. FRANCIS (ILL.)

Overall Series: OU leads 10-3

YEAR	SITE	RESULT	SERIES
1980	Norman, Okla.	W, 8-7	1-0

	Norman, Okla.	L, 4-5	1-1
	Norman, Okla.	L, 3-6	1-2
	Norman, Okla.	W, 3-2	2-2
	Norman, Okla.	W, 9-8	3-2
1981	Norman, Okla.	W, 16-1	4-2
	Norman, Okla.	W, 23-15	5-2
	Norman, Okla.	W, 16-2	6-2
	Norman, Okla.	W, 6-4	7-2
	Norman, Okla.	W, 18-9	8-2
	Norman, Okla.	W, 8-6	9-2
1983	Norman, Okla.	L, 1-2	9-3
	Norman, Okla.	W, 3-1	10-3

ST. FRANCIS (N.Y.)

Overall Series: OU leads 1-0

YEAR	SITE	RESULT	SERIES
1990	Edinburg, Texas	W, 4-2	11-3

ST. GREGORY'S

Overall Series: OU leads 1-0

YEAR	SITE	RESULT	SERIES
2011	Norman, Okla.	W, 21-3	1-0

ST. JOHN'S

Overall Series: OU leads 1-0

YEAR	SITE	RESULT	SERIES
1990	Edinburg, Texas	W, 4-1	1-0

ST. LEO

Overall Series: OU leads 5-0

YEAR	SITE	RESULT	SERIES
1981	Tampa, Fla.	W, 6-2	1-0
	Tampa, Fla.	W, 4-0	2-0
	Tampa, Fla.	W, 12-1	3-0
1983	Norman, Okla.	W, 17-1	4-0
	Norman, Okla.	W, 5-0	5-0

STANFORD

Overall Series: Stanford leads 4-3

YEAR	SITE	RESULT	SERIES
1971	Riverside, Calif.	L, 3-12	0-1
1994	*Austin, Texas	W, 10-4	1-1
1999	Oklahoma City	L, 1-5	1-2
2023	Norman, Okla.	L, 11-23	1-3
	Norman, Okla.	W, 2-0	2-3
	Norman, Okla.	W, 6-5	3-3
	Norman, Okla.	L, 5-16	3-4

STEPHEN F. AUSTIN

Overall Series: OU leads 7-1

YEAR	SITE	RESULT	SERIES
1988	Norman, Okla.	W, 9-5	1-0
1989	Norman, Okla.	W, 26-14	2-0
	Norman, Okla.	W, 14-6	3-0
1990	Norman, Okla.	W, 7-6	4-0
	Norman, Okla.	W, 4-3	5-0
2007	Norman, Okla.	W, 10-6	6-0
2010	Norman, Okla.	W, 5-4	7-0
2021	Arlington, Texas	L, 5-9	7-1

SOUTHEAST MISSOURI STATE

Overall Series: OU leads 6-0

YEAR	SITE	RESULT	SERIES
2002	Norman, Okla.	W, 5-4 (10)	1-0
	Norman, Okla.	W, 10-1	2-0
	Norman, Okla.	W, 18-5	3-0
2004	Norman, Okla.	W, 7-1	4-0
	Norman, Okla.	W, 11-5	5-0
	Norman, Okla.	W, 10-2	6-0

SUL ROSS

Overall Series: Sul Ross leads 1-0

YEAR	SITE	RESULT	SERIES
1966	Alpine, Texas	L, 1-3	0-1

TAMPA

Overall Series: OU leads 1-0

YEAR	SITE	RESULT	SERIES
1981	Tampa, Fla.	W, 6-1	1-0

TEMPLE

Overall Series: OU leads 2-0

YEAR	SITE	RESULT	SERIES
1972	*Omaha, Neb.	W, 2-1	1-0
1989	Orlando, Fla.	W, 13-3	2-0

TENNESSEE

Overall Series: OU leads 3-1

YEAR	SITE	RESULT	SERIES
1951	*Omaha, Neb.	W, 3-2	1-0
2008	Houston, Texas	W, 2-0	2-0
2022	Houston, Texas	L, 0-8	2-1
2024	Arlington, Texas	W, 5-1 (10)	3-1

TEXAS

Overall Series: Texas leads 138-61-2#

Big 12 Series: Texas leads 49-23

YEAR	SITE	RESULT	SERIES
1947	Denver, Colo.	L, 9-10	0-1
1962	Austin, Texas	L, 0-10	0-2
	Austin, Texas	L, 7-19	0-3
1963	Austin, Texas	L, 0-4	0-4
	Austin, Texas	L, 2-6	0-5
1964	Austin, Texas	W, 3-1	1-5
	Austin, Texas	L, 2-10	1-6
1965	Austin, Texas	L, 6-16	1-7
	Austin, Texas	L, 3-15	1-8
1966	Austin, Texas	L, 11-13 (7)	1-9
	Austin, Texas	T, 4-4 (7)	1-9-1
	Austin, Texas	L, 1-10	1-10-1
1967	Austin, Texas	L, 4-8	1-11-1
	Austin, Texas	L, 6-7(7)	1-12-1
	Austin, Texas	L, 4-7	1-13-1
1968	Austin, Texas	W, 2-1	2-13-1
	Austin, Texas	L, 1-4 (7)	2-14-1
	Austin, Texas	L, 4-6 (7)	2-15-1
1969	Austin, Texas	L, 0-4	2-16-1
	Austin, Texas	L, 0-3	2-17-1
	Austin, Texas	W, 11-9	3-17-1
	Austin, Texas	L, 6-12	3-18-1
1970	Austin, Texas	L, 2-3	3-19-1
	Austin, Texas	W, 3-2	4-19-1
	Austin, Texas	L, 1-5	4-20-1
	Austin, Texas	L, 2-6	4-21-1
1972	Austin, Texas	L, 6-13	4-22-1
	Austin, Texas	W, 5-1	4-22-1
	Austin, Texas	L, 1-10	4-23-1
	Austin, Texas	L, 1-2	4-24-1
	*Omaha, Neb.	L, 1-7	4-25-1
1973	*Omaha, Neb.	L, 2-10	4-26-1
1974	*Omaha, Neb.	L, 4-10	4-27-1
1975	*Omaha, Neb.	L, 2-4	4-28-1
1976	\$Arlington, Texas	W, 3-2	5-28-1
	\$Arlington, Texas	L, 5-6	5-29-1
	\$Arlington, Texas	W, 4-1	6-29-1
1982	*Austin, Texas	L, 0-8	6-30-1
1985	Austin, Texas	W, 6-5	7-30-1
	Austin, Texas	L, 1-2	7-31-1
	Oklahoma City	W, 6-3	8-31-1
	*Austin, Texas	L, 4-9	8-32-1
1986	Austin, Texas	L, 8-9	8-33-1
	Austin, Texas	L, 1-17	8-34-1
	Oklahoma City	L, 3-17	8-35-1
	Oklahoma City	L, 1-5	8-36-1
1987	Austin, Texas	L, 5-6	8-37-1
	Austin, Texas	W, 13-4	9-37-1
	*Austin, Texas	L, 5-10	9-38-1
1988	Austin, Texas	L, 3-9	9-39-1
	Austin, Texas	L, 1-7	9-40-1
	Norman, Okla.	W, 11-8	10-40-1
	Norman, Okla.	L, 1-15	10-41-1
1989	Austin, Texas	L, 5-6	10-42-1
	Austin, Texas	L, 9-13	10-43-1
	Norman, Okla.	L, 9-10	10-44-1
	Norman, Okla.	L, 5-9	10-45-1
1990	Austin, Texas	L, 7-20	10-46-1
	Austin, Texas	L, 1-8	10-47-1
	Norman, Okla.	L, 10-15	10-48-1

SERIES RECORDS

1991	Norman, Okla.	L, 0-9	10-49-1		Norman, Okla.	L, 2-7	34-104-1		Norman, Okla.	W, 3-2	22-19
	Norman, Okla.	L, 2-4	10-50-1		Norman, Okla.	L, 1-8	34-105-1	2006	College Station, Texas	L, 1-3	22-20
1992	Norman, Okla.	W, 4-3	11-50-1	2015	Austin, Texas	W, 3-2 (12)	35-105-1		College Station, Texas	W, 1-0	23-20
	Austin, Texas	L, 2-3	11-51-1		Austin, Texas	L, 1-4	35-106-1		College Station, Texas	W, 6-3	24-20
	Austin, Texas	L, 10-11	11-52-1		Austin, Texas	W, 3-2	36-106-1	2007	Norman, Okla.	L, 3-7	24-21
	Oklahoma City	L, 2-6	11-53-1	2016	Norman, Okla.	W, 6-1	37-106-1		Norman, Okla.	W, 9-3	25-21
	*Omaha, Neb.	L, 3-15	11-54-1		Norman, Okla.	L, 3-5	37-107-1		Norman, Okla.	W, 8-7	26-21
	*Omaha, Neb.	L, 5-8	11-55-1		Norman, Okla.	W, 4-3	38-107-1	2008	College Station, Texas	L, 7-8	26-22
1993	Austin, Texas	L, 5-10	11-56-1	2017	Austin, Texas	L, 3-5	38-108-1		College Station, Texas	L, 3-10	26-23
	Austin, Texas	W, 11-8	12-56-1		Austin, Texas	L, 3-9	38-109-1		College Station, Texas	L, 2-12	26-24
	Norman, Okla.	W, 9-4	13-56-1		Austin, Texas	W, 2-1	39-109-1		\$Oklahoma City	W, 4-1	27-24
1994	Austin, Texas	W, 5-4	14-56-1		\$Oklahoma City	L, 4-8	39-110-1	2009	Norman, Okla.	W, 6-5	28-24
	Austin, Texas	L, 4-6	14-57-1	2018	Norman, Okla.	L, 6-7	39-111-1		Norman, Okla.	W, 9-0	29-24
	\$Austin, Texas	W, 15-4	15-57-1		Norman, Okla.	L, 3-5	39-112-1		Norman, Okla.	W, 6-5	30-24
	\$Austin, Texas	W, 6-3	16-57-1		Norman, Okla.	W, 6-0	40-112-1	2010	\$Oklahoma City	L, 15-17	30-25
1995	Austin, Texas	L, 2-4	16-58-1		\$Oklahoma City	W, 3-1	41-112-1		College Station, Texas	L, 2-6	30-26
	Austin, Texas	L, 1-3	16-59-1	2019	Austin, Texas	W, 4-2	41-112-1		College Station, Texas	W, 6-5	31-26
	Norman, Okla.	W, 3-2	17-59-1		Austin, Texas	W, 13-0	42-112-1		College Station, Texas	W, 10-2	32-26
	\$Oklahoma City	W, 13-9	18-59-1	2021	Austin, Texas	L, 4-6	42-113-1	2011	Norman, Okla.	W, 1-0	33-26
1996	Austin, Texas	L, 2-11	18-60-1		Austin, Texas	L, 3-4 (11)	42-114-1		Norman, Okla.	L, 1-11	33-27
	Austin, Texas	L, 7-10	18-61-1		Austin, Texas	L, 6-11	42-115-1		Norman, Okla.	L, 2-5	33-28
	Norman, Okla.	W, 10-6	19-61-1		Austin, Texas	W, 3-2	43-115-1	2012	College Station, Texas	L, 3-4 (12)	33-29
1997	Austin, Texas	W, 6-2	20-61-1		\$Oklahoma City	L, 1-4	43-116-1		College Station, Texas	L, 2-5	33-30
	Austin, Texas	W, 9-4	21-61-1	2022	Arlington, Texas	L, 1-7	43-117-1		College Station, Texas	L, 3-5	33-31
	Austin, Texas	L, 3-4	21-62-1		Arlington, Texas	W, 4-2	44-117-1	2021	Round Rock, Texas	L, 1-8	33-32
1998	Norman, Okla.	W, 9-4	22-62-1		Arlington, Texas	L, 8-12	44-118-1	2022	*Omaha, Neb.	W, 13-8	34-32
	Norman, Okla.	W, 14-6	23-62-1		\$Arlington, Texas	W, 8-1	45-118-1		*Omaha, Neb.	W, 5-1	35-32
	Norman, Okla.	W, 10-2	24-62-1	2023	Austin, Texas	W, 2-1	46-118-1		# 3 Games Played between 1942-1963, OU trails 2-1		
1999	Austin, Texas	L, 2-12	24-63-1		Austin, Texas	W, 9-6	47-118-1				
	Austin, Texas	L, 1-6	24-64-1	2024	Austin, Texas	W, 6-4	48-118-1				
	Austin, Texas	L, 1-4	24-65-1		Norman, Okla.	W, 9-4	49-118-1				
2000	Norman, Okla.	L, 5-6	24-66-1		Norman, Okla.	L, 6-8	49-119-1				
	Norman, Okla.	L, 5-18	24-67-1		Norman, Okla.	L, 10-12 (7)	49-120-1				
	Norman, Okla.	W, 11-7	25-67-1		# 36 games played before 1963, OU trails 26-9-1						
2001	Austin, Texas	L, 4-11	25-68-1								
	Austin, Texas	L, 1-8	25-69-1								
	Austin, Texas	L, 2-5	25-70-1								
	\$Oklahoma City	W, 9-7	26-70-1								
2002	Norman, Okla.	W, 6-5	27-70-1								
	Norman, Okla.	L, 2-8	27-71-1								
	Norman, Okla.	L, 1-8	27-72-1								
	*Arlington, Texas	L, 1-2	27-73-1								
	*Arlington, Texas	L, 5-8	27-74-1								
2003	Austin, Texas	L, 3-8	27-75-1								
	Austin, Texas	L, 2-10	27-76-1								
	Austin, Texas	L, 4-5 (10)	27-77-1								
	\$Oklahoma City	L, 4-5	27-78-1								
2004	Norman, Okla.	L, 1-3	27-79-1								
	Norman, Okla.	W, 3-2	28-79-1								
	Norman, Okla.	L, 4-5	28-80-1								
2005	Austin, Texas	L, 0-2 (10)	28-81-1								
	Austin, Texas	L, 0-4	28-82-1								
	Austin, Texas	L, 7-11	28-83-1								
2006	Norman, Okla.	L, 0-2	28-84-1								
	Norman, Okla.	L, 4-9	28-85-1								
	Norman, Okla.	W, 12-7	29-85-1								
2007	Austin, Texas	L, 3-4	29-86-1								
	Austin, Texas	L, 1-3	29-87-1								
	Austin, Texas	W, 5-2	30-87-1								
2008	Norman, Okla.	L, 7-10	30-88-1								
	Norman, Okla.	W, 5-3	31-88-1								
	Norman, Okla.	L, 7-13	31-89-1								
	\$Oklahoma City	L, 10-11	31-90-1								
2009	Austin, Texas	L, 3-7	31-91-1								
	Austin, Texas	L, 2-6	31-92-1								
	Austin, Texas	L, 5-8	31-93-1								
2010	Norman, Okla.	L, 0-5	31-94-1								
	Norman, Okla.	L, 0-2	31-95-1								
	Norman, Okla.	L, 3-9	31-96-1								
2011	Austin, Texas	L, 0-5	31-97-1								
	Austin, Texas	L, 3-4	31-98-1								
	Austin, Texas	W, 5-2	32-98-1								
2012	Norman, Okla.	L, 6-7	32-99-1								
	Norman, Okla.	L, 5-9	32-100-1								
	Norman, Okla.	L, 4-9	32-101-1								
2013	Austin, Texas	W, 2-1	33-101-1								
	Austin, Texas	L, 0-1	33-102-1								
	Austin, Texas	W, 4-2	34-102-1								
2014	Norman, Okla.	L, 8-10 (10)	34-103-1								

TEXAS A&M

Overall Series: OU leads 36-34#

Big 12 Series: OU leads 23-22

YEAR	SITE	RESULT	SERIES
1975	*Norman, Okla.	W, 5-4	1-0
	*Norman, Okla.	W, 6-4	2-0
1982	College Station, Texas	L, 0-2	2-1
	College Station, Texas	W, 6-3	3-1
	Norman, Okla.	L, 10-11	3-2
1984	College Station, Texas	W, 13-6	4-2
1985	Edinburg, Texas	W, 12-5	5-2
	Edinburg, Texas	W, 7-0	6-2
1997	Norman, Okla.	L, 7-8	6-3
	Norman, Okla.	L, 4-5	6-4
	Norman, Okla.	W, 12-11	7-4
	\$Oklahoma City	L, 3-11	7-5
1998	College Station, Texas	L, 3-7	7-6
	College Station, Texas	L, 5-8	7-7
	College Station, Texas	W, 5-4	8-7
	\$Oklahoma City	W, 10-4	9-7
1999	Norman, Okla.	L, 3-9	9-8
	Norman, Okla.	W, 13-12	10-8
	Norman, Okla.	L, 5-9	10-9
	\$Oklahoma City	W, 10-5	11-9
	\$Oklahoma City	L, 3-10	11-10
2000	College Station, Texas	W, 3-1	12-10
	College Station, Texas	W, 5-2	13-10
	College Station, Texas	W, 5-1	14-10
2001	Norman, Okla.	L, 9-11	14-11
	Norman, Okla.	W, 10-7	15-11
	Norman, Okla.	L, 2-3	15-12
2002	College Station, Texas	L, 4-5	15-13
	College Station, Texas	W, 9-8	16-13
	College Station, Texas	L, 2-11	16-14
	\$Oklahoma City	W, 9-1	17-14
2003	Norman, Okla.	W, 3-1	18-14
	Norman, Okla.	L, 5-6 (10)	18-15
	Norman, Okla.	L, 3-12	18-16
	\$Oklahoma City	L, 2-11	18-17
2004	College Station, Texas	L, 8-11	BB
	College Station, Texas	W, 8-7	19-18
	College Station, Texas	W, 9-5	20-18
2005	Norman, Okla.	L, 5-7 (10)	20-19
	Norman, Okla.	W, 2-0	21-19

TEXAS A&M CORPUS CHRISTI

Overall Series: OU leads 5-1

YEAR	SITE	RESULT	SERIES
2010	Corpus Christi, Texas	W, 11-2	1-0
2013	Corpus Christi, Texas	W, 4-2	2-0
2018	Norman, Okla.	W, 11-7	3-0
	Norman, Okla.	W, 3-2	4-0
	Norman, Okla.	W, 7-3	5-0
	Norman, Okla.	L, 4-14	5-1

TEXAS ARLINGTON

Overall Series: OU leads 27-12

YEAR	SITE	RESULT	SERIES
1972	Norman, Okla.	W, 9-3	1-0
	Norman, Okla.	W, 6-1	2-0
1988	Arlington, Texas	L, 4-5	2-1
	Arlington, Texas	W, 5-3	3-1
	Arlington, Texas	L, 10-11	3-2
1989	Norman, Okla.	W, 19-7	4-2
	Norman, Okla.	W, 7-1	5-2
1997	Norman, Okla.	W, 14-5	6-2
1998	Arlington, Texas	W, 7-5	7-2
	Norman, Okla.	W, 13-12	8-2
1999	Arlington, Texas	W, 9-6	9-2
2000	Arlington, Texas	W, 11-8	10-2
	Norman, Okla.	W, 11-3	11-2
2001	Arlington, Texas	W, 7-2	12-2
	Norman, Okla.	W, 10-6	13-2
2002	Arlington, Texas	L, 5-15	13-3
	Norman, Okla.	L, 5-10	13-4
2003	Arlington, Texas	L, 7-10	13-5
	Norman, Okla.	L, 9-11	13-6
2004	Arlington, Texas	L, 4-5	13-7
	Norman, Okla.	L, 12-18	13-8
2005	Norman, Okla.	W, 11-6	14-8
2006	Norman, Okla.	W, 8-0	15-8
	Norman, Okla.	W, 4-3	16-8
	Norman, Okla.	W, 6-5	17-8
2008	Norman, Okla.	L, 5-8	17-9
2009	Arlington, Texas	L, 5-8	17-9

2024 Arlington, Texas W, 5-1 26-12
 Norman, Okla. W, 11-9 27-12

TCU

Overall Series: OU leads 70-42#

Big 12 Series: TCU Leads 19-15

YEAR	SITE	RESULT	SERIES
1974	Fort Worth, Texas	W, 12-8	1-0
	Fort Worth, Texas	W, 5-4	2-0
	Norman, Okla.	W, 7-3	3-0
	Norman, Okla.	W, 14-11	4-0
1978	Norman, Okla.	W, 10-2	5-0
	Norman, Okla.	W, 6-3	6-0
1986	Norman, Okla.	L, 7-10	6-1
	Norman, Okla.	W, 10-5	7-1
1987	Norman, Okla.	L, 7-14	7-2
	Norman, Okla.	W, 6-5	8-2
1988	Las Vegas, Nev.	W, 7-2	9-2
1991	Norman, Okla.	W, 5-2	10-2
	Norman, Okla.	W, 9-5	11-2
1992	Fort Worth, Texas	L, 5-8	11-3
1993	Fort Worth, Texas	L, 8-10	11-4
	Norman, Okla.	L, 3-5	11-5
	Norman, Okla.	W, 16-6	12-5
1994	Fort Worth, Texas	W, 12-11	13-5
	Norman, Okla.	W, 8-7	14-5
1995	Fort Worth, Texas	W, 8-4	15-5
	Norman, Okla.	W, 4-1	16-5
	Norman, Okla.	W, 11-4	17-5
1996	Fort Worth, Texas	L, 9-10	17-6
	Norman, Okla.	L, 5-9	17-7
	Norman, Okla.	L, 9-21	17-8
	Fort Worth, Texas	W, 7-6	18-8
1997	Fort Worth, Texas	W, 6-5	19-8
	Norman, Okla.	W, 11-8	20-8
1998	Fort Worth, Texas	W, 7-6	21-8
	Norman, Okla.	W, 8-7	22-8
1999	Fort Worth, Texas	W, 14-12	23-8
	Norman, Okla.	W, 6-3	24-8
2000	Norman, Okla.	W, 16-13	25-8
	Norman, Okla.	W, 5-2	26-8
2001	Fort Worth, Texas	L, 1-6	26-9
2002	Norman, Okla.	W, 7-3	27-9
2003	Norman, Okla.	W, 13-6	28-9
	Fort Worth, Texas	L, 3-4 (11)	28-10
2004	Fort Worth, Texas	L, 3-6	28-11
	Norman, Okla.	L, 4-5	28-12
2005	Fort Worth, Texas	W, 5-4	29-12
	Norman, Okla.	W, 20-10	30-12
2006	Fort Worth, Texas	W, 10-5	31-12
	Norman, Okla.	W, 12-11	32-12
	*Norman, Okla.	L, 5-6	32-13
	*Norman, Okla.	W, 15-6	33-13
2007	Norman, Okla.	W, 13-5	34-13
	Fort Worth, Texas	L, 11-4	34-14
2008	Fort Worth, Texas	W, 5-4	35-14
	Norman, Okla.	W, 11-6	36-14
2009	Fort Worth, Texas	W, 8-7	37-14
	Norman, Okla.	W, 7-5	38-14
2010	Fort Worth, Texas	W, 4-2	39-14
	Norman, Okla.	W, 8-3	40-14
2011	Fort Worth, Texas	W, 7-4	41-14
2012	Fort Worth, Texas	L, 3-4	41-15
	Norman, Okla.	L, 0-1	41-16
2013	Norman, Okla.	W, 3-2	42-16
	Norman, Okla.	W, 3-1	43-16
	Norman, Okla.	W, 4-3	44-16
2014	Norman, Okla.	W, 9-5	45-16
	Fort Worth, Texas	L, 2-10	45-17
	Fort Worth, Texas	W, 7-5 (11)	46-17
	Fort Worth, Texas	L, 1-9	46-18
2015	Fort Worth, Texas	L, 3-4 (10)	46-19
	Norman, Okla.	L, 4-5	46-20
	Norman, Okla.	L, 9-11	46-21
	Norman, Okla.	L, 2-4	46-22
2016	Fort Worth, Texas	L, 3-11	46-23
	Fort Worth, Texas	L, 2-12 (7)	46-24
	Fort Worth, Texas	L, 0-2	46-25

2017	Norman, Okla.	L, 6-9	46-26
	Norman, Okla.	W, 9-8	47-26
	Norman, Okla.	W, 10-9	48-26
	\$Oklahoma City	L, 4-9	48-27
2018	Fort Worth, Texas	W, 8-5	49-27
	Fort Worth, Texas	W, 6-3	50-27
	Fort Worth, Texas	L, 2-6	50-28
2019	Norman, Okla.	W, 7-6	51-28
	Norman, Okla.	L, 2-4	51-29
	Norman, Okla.	L, 4-6	51-30
	\$Oklahoma City	L, 3-15	51-31
2021	Norman, Okla.	L, 7-11	51-32
	Norman, Okla.	W, 6-17	51-33
	Norman, Okla.	L, 3-7	51-34
2022	Fort Worth, Texas	L, 7-9	51-35
	Fort Worth, Texas	W, 11-7	52-35
	Fort Worth, Texas	W, 5-1	53-35
2023	Norman, Okla.	L, 5-13	53-36
	Norman, Okla.	W, 3-1	54-36
	Norman, Okla.	W, 7-5	55-36
2024	Fort Worth, Texas	L, 7-3	56-36
	Fort Worth, Texas	W, 7-5	57-36
	Fort Worth, Texas	W, 9-4	57-36
	\$Arlington, Texas	W, 4,0	58-36

18 games played between 1942-1963, OU leads 11-7

TEXAS-PAN AMERICAN

Overall Series: OU leads 14-4

YEAR	SITE	RESULT	SERIES
1983	Edinburg, Texas	L, 2-3	0-1
	Edinburg, Texas	W, 7-2	1-1
1984	Edinburg, Texas	W, 4-1	2-1
	Edinburg, Texas	W, 5-1	3-1
1985	Edinburg, Texas	W, 4-1	4-1
	Edinburg, Texas	W, 8-1	5-1
1986	Edinburg, Texas	W, 10-2	6-1
1987	Edinburg, Texas	W, 4-1	7-1
1988	Edinburg, Texas	L, 0-3	7-2
1990	Edinburg, Texas	L, 6-7	7-3
	Edinburg, Texas	W, 8-3	8-3
2004	Norman, Okla.	W, 12-2	9-3
	Norman, Okla.	W, 8-7	10-3
2006	Edinburg, Texas	W, 16-3	11-3
2007	Edinburg, Texas	L, 0-2	11-4
	Edinburg, Texas	W, 6-5	12-4
	Norman, Okla.	W, 4-1	13-4
	Norman, Okla.	W, 20-4	14-4

TEXAS-SAN ANTONIO

Overall Series: OU leads 4-1

YEAR	SITE	RESULT	SERIES
2003	Norman, Okla.	W, 9-5	1-0
	Norman, Okla.	L, 1-4	1-1
2022	Norman, Okla.	W, 10-5	2-1
	Norman, Okla.	W, 8-3	3-1
	Norman, Okla.	W, 9-5	4-1

TEXAS STATE

Overall Series: Series tied 5-5

YEAR	SITE	RESULT	SERIES
1991	Norman, Okla.	W, 12-8	1-0
1992	Norman, Okla.	L, 4-7	1-1
	Norman, Okla.	L, 9-15	1-2
1997	Houston, Texas	W, 9-6	2-2
1998	Norman, Okla.	L, 4-11	2-3
	Norman, Okla.	W, 7-6	3-3
1999	Norman, Okla.	W, 16-3	4-3
2006	Edinburg, Texas	W, 7-6	5-3
2007	Edinburg, Texas	L, 3-8	5-4
2021	San Marcos, Texas	L, 2-5	5-5

TEXAS SOUTHERN

Overall Series: OU leads 7-0

YEAR	SITE	RESULT	SERIES
2018	Norman, Okla.	W, 12-0	1-0
	Norman, Okla.	W, 10-1	2-0
2019	Norman, Okla.	W, 10-2	3-0
2020	Norman, Okla.	W, 14-1	4-0

2021	Norman, Okla.	W, 12-1	5-0
	Norman, Okla.	W, 6-0	6-0
	Norman, Okla.	W, 5-1	7-0

TEXAS TECH

Overall Series: OU leads 57-48-1

Big 12 Series: OU leads 41-40-1

YEAR	SITE	RESULT	SERIES
1976	Norman, Okla.	W, 3-0	1-0
	Norman, Okla.	W, 7-0	2-0
1982	Norman, Okla.	W, 3-2	3-0
1991	El Paso, Texas	L, 0-10	3-1
	El Paso, Texas	W, 7-3	4-1
1994	Norman, Okla.	L, 3-6	4-2
	Norman, Okla.	W, 10-8	5-2
1995	Lubbock, Texas	L, 4-5	5-3
	Lubbock, Texas	W, 16-4	6-3
1997	Norman, Okla.	W, 5-4	7-3
	Norman, Okla.	L, 1-6	7-4
	Norman, Okla.	L, 6-18	7-5
	\$Oklahoma City	W, 5-3	8-5
	\$Oklahoma City	W, 19-17	9-5
1998	Lubbock, Texas	W, 15-1	10-5
	Lubbock, Texas	L, 11-15	10-6
	Lubbock, Texas	L, 8-11	10-7
1998	\$Oklahoma City	L, 1-5	10-8
	\$Oklahoma City	L, 3-4	10-9
1999	Norman, Okla.	L, 10-11	10-10
	Norman, Okla.	L, 3-8	10-11
	Norman, Okla.	L, 1-4	10-12
2000	Lubbock, Texas	W, 7-4	11-12
	Lubbock, Texas	L, 7-8	11-13
	Lubbock, Texas	L, 14-15	11-14
2001	Norman, Okla.	L, 3-9	11-15
	Norman, Okla.	W, 6-5	12-15
	Norman, Okla.	T, 7-7	12-15-1
	\$Oklahoma City	L, 5-17	12-16-1
	\$Oklahoma City	W, 4-3	13-16-1
2002	Lubbock, Texas	L, 3-9	13-17-1
	Lubbock, Texas	L, 4-9	13-18-1
	Lubbock, Texas	L, 5-10	13-19-1
2003	Norman, Okla.	W, 4-1	14-19-1
	Norman, Okla.	W, 6-1	15-19-1
	Norman, Okla.	W, 5-4	16-19-1
2004	Lubbock, Texas	W, 10-4	17-19-1
	Lubbock, Texas	L, 4-14	17-20-1
	Lubbock, Texas	L, 5-6 (10)	17-21-1
	\$Arlington, Texas	W, 3-1	18-21-1
2005	Norman, Okla.	W, 6-3	19-21-1
	Norman, Okla.	W, 3-1	20-21-1
	Norman, Okla.	W, 14-11	21-21-1
2006	Lubbock, Texas	W, 5-2	22-21-1
	Lubbock, Texas	W, 6-5	23-21-1
	Lubbock, Texas	W, 8-2	24-21-1
2007	Norman, Okla.	W, 6-5	25-21-1
	Norman, Okla.	W, 8-7	26-21-1
	Norman, Okla.	L, 5-15	26-22-1
2008	Lubbock, Texas	W, 12-7	27-22-1
	Lubbock, Texas	L, 2-6	27-23-1
	Lubbock, Texas	W, 3-2	28-23-1
2009	Norman, Okla.	W, 6-0	29-23-1
	Norman, Okla.	W, 4-0	30-23-1
	Norman, Okla.	L, 1-5	30-24-1
	\$Oklahoma City	W, 5-2	31-24-1
2010	Lubbock, Texas	W, 12-1	32-24-1
	Lubbock, Texas	L, 3-7	32-25-1
	Lubbock, Texas	L, 3-8	32-26-1
2011	Norman, Okla.	W, 10-1	33-26-1
	Norman, Okla.	W, 11-1	34-26-1
	Norman, Okla.	W, 8-5	35-26-1
	Norman, Okla.	W, 3-1	36-26-1
2012	Lubbock, Texas	L, 1-6	36-27-1
	Lubbock, Texas	W, 5-3	37-27-1
	Lubbock, Texas	W, 8-2	38-27-1
2013	Norman, Okla.	W, 8-0	39-27-1
	Norman, Okla.	W, 6-2	40-27-1
	Norman, Okla.	L, 3-9	40-28-1
	\$Oklahoma City	W, 8-0	41-28-1
2014	Lubbock, Texas	L, 5-9	41-29-1
	Lubbock, Texas	L, 4-14	41-30-1

SERIES RECORDS

	Lubbock, Texas	L, 4-14 (7)	41-31-1
	\$Oklahoma City	W, 9-8	42-31-1
2015	Norman, Okla.	L, 1-6	42-32-1
	Norman, Okla.	W, 5-2	43-32-1
	Norman, Okla.	W, 3-2	44-32-1
2016	Lubbock, Texas	L, 0-5	44-33-1
	Lubbock, Texas	L, 1-6	44-34-1
	Lubbock, Texas	L, 7-13	44-35-1
	\$Oklahoma City	W, 17-4 (7)	45-35-1
2017	Norman, Okla.	W, 6-2	46-35-1
	Norman, Okla.	L, 4-9	46-36-1
	Norman, Okla.	W, 5-4	47-36-1
2018	Lubbock, Texas	L, 4-5	47-37-1
	Lubbock, Texas	L, 6-12	47-38-1
	Lubbock, Texas	W, 12-5	48-38-1
2019	Norman, Okla.	L, 6-10	48-39-1
	Norman, Okla.	L, 3-7	48-40-1
	Norman, Okla.	L, 4-8	48-41-1
2021	Amarillo, Texas	L, 4-14	48-42-1
	Norman, Okla.	W, 9-8 (10)	49-42-1
	Norman, Okla.	L, 2-15	49-43-1
	Norman, Okla.	L, 2-13	49-44-1
2022	Amarillo, Texas	W, 14-9	50-44-1
	Lubbock, Texas	W, 13-8	51-44-1
	Lubbock, Texas	W, 9-6	52-44-1
	Lubbock, Texas	L, 2-10	52-45-1
	\$Arlington, Texas	W, 6-3	53-45-1
2023	Norman, Okla.	L, 7-13 (10)	53-46-1
	Norman, Okla.	L, 5-9	53-47-1
	Norman, Okla.	W, 12-2	54-47-1
	\$Arlington, Texas	L, 9-10	54-48-1
2024	Lubbock, Texas	W, 8-0	55-48-1
	Lubbock, Texas	W, 7-5	56-48-1
	Lubbock, Texas	W, 8-7	57-48-1

TEXAS WESLEYAN

Overall Series: OU leads 12-2

YEAR	SITE	RESULT	SERIES
1976	Norman, Okla.	W, 1-0	1-0
	Norman, Okla.	W, 4-2	2-0
1978	Norman, Okla.	W, 2-1	3-0
	Norman, Okla.	W, 8-0	4-0
	Norman, Okla.	W, 9-8	5-0
	Norman, Okla.	W, 15-0	6-0
1979	Norman, Okla.	W, 9-2	7-0
	Norman, Okla.	W, 9-0	8-0
1980	Norman, Okla.	W, 3-0	9-0
1981	Norman, Okla.	W, 10-4	10-0
	Norman, Okla.	W, 8-6	11-0
1982	Norman, Okla.	W, 6-5	12-0
	Norman, Okla.	L, 1-5	12-1
	Norman, Okla.	L, 5-7	12-2

TREVECCA

Overall Series: OU leads 1-0

YEAR	SITE	RESULT	SERIES
1978	Nashville, Tenn.	W, 8-6	1-0

TULANE

Overall Series: OU leads 5-2

YEAR	SITE	RESULT	SERIES
1972	New Orleans, La.	L, 2-4	0-1
	New Orleans, La.	W, 5-2	1-1
1973	New Orleans, La.	W, 6-0	2-1
	New Orleans, La.	W, 2-1	3-1
1979	New Orleans, La.	W, 8-6	4-1
1986	*Baton Rouge, La.	L, 5-14	4-2
1989	New Orleans, La.	W, 17-13	5-2

TULSA

Overall Series: OU leads 19-8#

YEAR	SITE	RESULT	SERIES
1972	*Tulsa, Okla.	W, 6-3	1-0
	*Tulsa, Okla.	W, 5-4	2-0
1973	*Tulsa, Okla.	W, 4-1	3-0
	*Tulsa, Okla.	W, 5-3	4-0
1974	*Oklahoma City	W, 6-2	5-0
	*Oklahoma City	W, 5-4	6-0
1975	*Norman, Okla.	L, 3-4	6-1
	*Norman, Okla.	W, 2-1	7-1

	*Norman, Okla.	W, 8-5	8-1
1977	Tulsa, Okla.	W, 5-3	9-1
	Tulsa, Okla.	W, 8-5	10-1
	Norman, Okla.	W, 3-2	11-1
	Oklahoma City	W, 5-3	12-1
	Norman, Okla.	W, 7-3	13-1
	Tulsa, Okla.	W, 15-7	14-1
	Tulsa, Okla.	W, 6-5	15-1
1978	Tulsa, Okla.	L, 1-4	15-2
	Tulsa, Okla.	W, 7-3	16-2
	Norman, Okla.	L, 2-4	16-3
	Norman, Okla.	L, 1-2	16-4
	Oklahoma City	W, 12-3	17-4
1979	Tulsa, Okla.	L, 4-5	17-5
	Norman, Okla.	L, 3-7	17-6
	Norman, Okla.	W, 15-0	18-6
1980	Tulsa, Okla.	L, 2-3	18-7
	Norman, Okla.	W, 4-0	19-7

One game played between 1942-1963, OU trails 0-1.

UCF

Overall Series: OU leads 7-3

YEAR	SITE	RESULT	SERIES
1989	Orlando, Fla.	L, 8-9	0-1
1997	Houston, Texas	W, 6-4	1-1
1998	Houston, Texas	W, 5-3	2-1
2014	Orlando, Fla.	L, 1-4	2-2
2018	Orlando, Fla.	L, 4-5	2-3
	Orlando, Fla.	W, 7-3	3-3
	Orlando, Fla.	W, 7-4	4-3
2024	Norman, Okla.	W, 4-3	5-3
	Norman, Okla.	W, 11-3	6-3
	Norman, Okla.	W, 14-2 (7)	7-3

UCLA

Overall Series: Series Tied 8-8

YEAR	SITE	RESULT	SERIES
1992	*Starkville, Miss.	W, 5-3	1-0
	*Starkville, Miss.	W, 10-0	2-0
2000	*Oklahoma City	L, 5-10	2-1
	*Oklahoma City	L, 3-11	2-2
2004	*Oklahoma City	L, 1-9	2-3
	*Oklahoma City	L, 7-17	2-4
2005	Fullerton, Calif.	W, 7-2	3-4
2008	Los Angeles, Calif.	L, 5-7	3-5
	Los Angeles, Calif.	W, 3-2	4-5
2009	Norman, Okla.	W, 6-5	5-5
	Norman, Okla.	W, 7-6	6-5
	Norman, Okla.	W, 6-4	7-5
2010	Corpus Christi, Texas	L, 2-5	7-6
2013	Los Angeles	W, 4-0	8-6
2016	Los Angeles	L, 2-4	8-7
2022	Houston, Texas	L, 3-15	8-8

UC-RIVERSIDE

Overall Series: OU leads series 9-4

YEAR	SITE	RESULT	SERIES
1971	Riverside, Calif.	L, 7-8	0-1
2002	Riverside, Calif.	W, 5-1	1-1
	Riverside, Calif.	L, 6-8	1-2
	Riverside, Calif.	L, 7-9	1-3
2004	Norman, Okla.	W, 4-3	2-3
	Norman, Okla.	L, 3-10	2-4
	Norman, Okla.	W, 5-1	3-4
2006	Norman, Okla.	W, 1-0	4-4
	Norman, Okla.	W, 7-4	5-4
	Norman, Okla.	W, 7-6	6-4
2007	Norman, Okla.	W, 14-5	7-4
	Norman, Okla.	W, 11-5	8-4
	Norman, Okla.	W, 2-1	9-4

UNC-WILMINGTON

Overall Series: OU leads series 1-0

YEAR	SITE	RESULT	SERIES
2007	Wilmington, N.C.	W, 10-5	1-0

UNLV

Overall Series: OU leads series 17-12

YEAR	SITE	RESULT	SERIES
1974	Las Vegas, Nev.	W, 5-1	1-0

1975	Las Vegas, Nev.	W, 6-3	2-0
	Las Vegas, Nev.	W, 7-2	3-0
	Las Vegas, Nev.	W, 7-4	4-0
	Las Vegas, Nev.	L, 4-9	4-1
1976	Las Vegas, Nev.	W, 8-6	5-1
	Las Vegas, Nev.	W, 4-0	6-1
1977	Las Vegas, Nev.	W, 4-0	7-1
1978	Las Vegas, Nev.	W, 4-3	8-1
	Las Vegas, Nev.	W, 11-4	9-1
1980	Las Vegas, Nev.	W, 5-3	10-1
	Las Vegas, Nev.	L, 0-9	10-2
	Las Vegas, Nev.	L, 5-6	10-3
1980	Las Vegas, Nev.	L, 7-11	10-4
1982	Las Vegas, Nev.	L, 6-17	10-5
	Las Vegas, Nev.	W, 10-8	11-5
	Las Vegas, Nev.	L, 4-8	11-6
	Las Vegas, Nev.	W, 6-3	12-6
1984	Austin, Texas	L, 1-2	12-7
1986	Las Vegas, Nev.	L, 16-18	12-8
	Las Vegas, Nev.	L, 10-17	12-9
1987	Las Vegas, Nev.	W, 3-2	13-9
	Las Vegas, Nev.	W, 9-4	14-9
1988	Las Vegas, Nev.	L, 10-11	14-10
	Las Vegas, Nev.	W, 13-5	15-10
1990	Las Vegas, Nev.	L, 2-6	15-11
	Las Vegas, Nev.	L, 4-12	15-12
2023	Norman, Okla.	W, 11-6	16-12
	Norman, Okla.	W, 8-7	17-12

UTAH

Overall Series: OU leads 1-0

YEAR	SITE	RESULT	SERIES
2015	Goodyear, Ariz.	W, 4-3	1-0

UTEP

Overall Series: OU leads series 8-6

YEAR	SITE	RESULT	SERIES
1996	El Paso, Texas	W, 5-3	1-0
	El Paso, Texas	L, 3-4	1-1
	El Paso, Texas	W, 8-3	2-1
	El Paso, Texas	L, 7-10	2-2
1969	El Paso, Texas	W, 5-2	3-2
	El Paso, Texas	L, 1-2	3-3
	El Paso, Texas	W, 19-2	4-3
1971	El Paso, Texas	W, 5-2	5-3
	El Paso, Texas	W, 11-6	6-3
1974	El Paso, Texas	W, 21-1	7-3
1979	El Paso, Texas	L, 1-3	7-4
	El Paso, Texas	W, 7-3	8-4
	El Paso, Texas	L, 7-8	8-5
	El Paso, Texas	L, 11-14	8-6

VALPARAISO

Overall Series: OU leads 2-1

YEAR	SITE	RESULT	SERIES
2010	Jacksonville, Fla.	W, 12-9	1-0
2018	Norman, Okla.	L, 4-11	1-1
	Norman, Okla.	W, 3-2	2-1

VANDERBILT

Overall Series: OU leads 3-2

YEAR	SITE	RESULT	SERIES
1978	Nashville, Tenn.	L, 7-8	0-1
1989	Orlando, Fla.	W, 5-2	1-1
1999	Houston, Texas	L, 2-7	1-2
2008	*Tempe, Ariz.	W, 8-5	2-2
	*Tempe, Ariz.	W, 11-10	3-2

VILLANOVA

Overall Series: OU leads 2-0

YEAR	SITE	RESULT	SERIES
2017	Norman, Okla.	W, 9-2	1-0
	Norman, Okla.	W, 17-1	2-0

VIRGINIA

Overall Series: OU leads 5-3

YEAR	SITE	RESULT	SERIES
1999	Orlando, Fla.	L, 4-12	0-1
2010	*Charlottesville, Va.	L, 3-2	0-2

SERIES RECORDS

	*Charlottesville, Va.	W, 10-7	1-2
	*Charlottesville, Va.	W, 11-0	2-2
2012	*Charlottesville, Va.	W, 5-4	3-2
2020	Pensacola, Fla.	L, 0-6	3-3
	Pensacola, Fla.	W, 7-2	4-3
	Pensacola, Fla.	W, 5-1	5-3

VIRGINIA TECH

Overall Series: Virginia Tech leads 4-2

YEAR	SITE	RESULT	SERIES
1978	Nashville, Tenn.	L, 2-4	0-1
2013	*Blacksburg, Va.	W, 10-4	1-1
2018	Myrtle Beach, S.C.	L, 6-14	1-2
2022	*Blacksburg, Va.	W, 5-4	2-2
	*Blacksburg, Va.	L, 8-14	2-3
	*Blacksburg, Va.	W, 11-2	3-3

WASHINGTON

Overall Series: OU leads 2-0

YEAR	SITE	RESULT	SERIES
1992	El Paso, Texas	W, 19-10	1-0
2015	Mesa, Ariz.	W, 10-1	2-0

WASHINGTON STATE

Overall Series: Washington State leads 9-5

YEAR	SITE	RESULT	SERIES
1976	*Omaha, Neb.	L, 1-6	0-1
1977	Las Vegas, Nev.	W, 5-4	1-1
1987	Norman, Okla.	L, 14-16	1-2
	Norman, Okla.	L, 4-5	1-3
2008	Norman, Okla.	L, 3-5	1-4
	Norman, Okla.	L, 3-4	1-5
	Norman, Okla.	L, 5-8	1-6
2009	Norman, Okla.	W, 14-2	2-6
	Pullman, Wash.	L, 2-9	2-7
	Pullman, Wash.	W, 9-7	3-7
	Pullman, Wash.	W, 12-3	4-7
	Pullman, Wash.	L, 6-10	4-8
	*Norman, Okla.	W, 7-2	5-8
2015	Mesa, Ariz.	L, 3-4	5-9

WEBER STATE

Overall Series: OU leads 1-0

YEAR	SITE	RESULT	SERIES
1973	Tempe, Ariz.	W, 6-1	1-0

WESTERN ILLINOIS

Overall Series: OU leads 19-1

YEAR	SITE	RESULT	SERIES
2002	Norman, Okla.	W, 18-8	1-0
2004	Norman, Okla.	L, 4-5	1-1
2005	Norman, Okla.	W, 6-4	2-1
	Norman, Okla.	W, 11-2	3-1
	Norman, Okla.	W, 13-7	4-1
2006	Norman, Okla.	W, 13-4	5-1
	Norman, Okla.	W, 14-0	6-1
	Norman, Okla.	W, 9-1	7-1
2007	Norman, Okla.	W, 1-0	8-1
	Norman, Okla.	W, 24-4	9-1
	Norman, Okla.	W, 7-6	10-1
2008	Norman, Okla.	W, 12-2	11-1
	Norman, Okla.	W, 11-6	12-1
	Norman, Okla.	W, 7-4	13-1
	Norman, Okla.	W, 7-4	14-1
2009	Norman, Okla.	W, 17-2	15-1
	Norman, Okla.	W, 6-1	16-1
	Norman, Okla.	W, 15-4	17-1
	Norman, Okla.	W, 21-9	18-1
2010	Norman, Okla.	W, 12-1	19-1

WESTERN KENTUCKY

Overall Series: Western Kentucky leads 1-0

YEAR	SITE	RESULT	SERIES
2007	Wilmington, N.C.	L, 5-11	0-1

WEST VIRGINIA

Overall Series: OU leads 21-17

Big 12 Series: OU leads 18-15

YEAR	SITE	RESULT	SERIES
2012	Eugene, Ore.	W, 5-2	1-0
2013	Charleston, W.Va.	W, 4-3	2-0
	Charleston, W.Va.	L, 3-9	2-1
	Charleston, W.Va.	L, 6-9	2-2
2014	Norman, Okla.	L, 0-7	2-3
	Norman, Okla.	W, 5-3	3-3
	Norman, Okla.	L, 5-9	3-4
2015	Morgantown, W.Va.	W, 2-0	4-4
	Morgantown, W.Va.	L, 5-6	4-5
	Morgantown, W.Va.	W, 10-2	5-5
	\$Tulsa, Okla.	W, 6-1	6-5
2016	Norman, Okla.	W, 1-0	7-5
	Norman, Okla.	W, 12-6	8-5
	Norman, Okla.	L, 7-12	8-6
	\$Oklahoma City	L, 0-6	8-7
	\$Oklahoma City	L, 1-11 (7)	8-8
2017	Morgantown, W.Va.	L, 2-4	8-9
	Morgantown, W.Va.	W, 3-1	9-9
	Morgantown, W.Va.	W, 7-4 (10)	10-9
2018	Norman, Okla.	W, 19-6	11-9
	Norman, Okla.	W, 10-2	12-9
	Norman, Okla.	W, 2-1	13-9
2019	Morgantown, W.Va.	W, 2-1	14-9
	Morgantown, W.Va.	L, 4-12	14-10
	Morgantown, W.Va.	L, 1-5	14-11
2021	Morgantown, W.Va.	L, 1-7	14-12
	Morgantown, W.Va.	W, 8-7 (11)	15-12
	Morgantown, W.Va.	W, 9-1	16-12
2022	Norman, Okla.	W, 15-1	17-12
	Norman, Okla.	L, 8-9	17-13
	Norman, Okla.	W, 17-7	18-13
	\$Arlington, Texas	W, 6-4	19-13
2023	Morgantown, W.Va.	L, 3-9	19-14
	Morgantown, W.Va.	W, 6-3	20-14
	Morgantown, W.Va.	L, 3-9	20-15
2024	Norman, Okla.	W, 13-0	21-15
	Norman, Okla.	L, 5-9	21-16
	Norman, Okla.	L, 3-8	21-17

WICHITA STATE

Overall Series: OU leads 23-16

YEAR	SITE	RESULT	SERIES
1970	Norman, Okla.	W, 8-2	1-0
	Norman, Okla.	W, 3-1	2-0
1991	Wichita, Kan.	L, 2-5	2-1
1992	Wichita, Kan.	W, 3-2	3-1
	Norman, Okla.	L, 2-4	3-2
	*Omaha, Neb.	W, 8-4	4-2
1994	Wichita, Kan.	L, 1-4	4-3
2002	Wichita, Kan.	L, 1-5	4-4
	*Wichita, Kan.	L, 4-8	4-5
2003	Norman, Okla.	W, 5-4	5-5
	Wichita, Kan.	L, 5-9	5-6
2004	Norman, Okla.	W, 7-3	6-6
	Wichita, Kan.	L, 7-8	6-7
2005	Wichita, Kan.	L, 5-7	6-8
	Norman, Okla.	W, 5-4	7-8
2006	Norman, Okla.	L, 2-12	7-9
	Wichita, Kan.	L, 5-9	7-10
	*Norman, Okla.	W, 12-7	8-10
	*Norman, Okla.	W, 7-6	9-10
2007	Norman, Okla.	W, 5-4	10-10
2008	Norman, Okla.	W, 12-11	11-10
2009	Wichita, Kan.	W, 15-0	12-10
	Norman, Okla.	W, 8-1	13-10
	*Norman, Okla.	W, 5-4	14-10
2015	Wichita, Kan.	L, 8-9	14-11
2016	Norman, Okla.	W, 4-2	15-11
	Wichita, Kan.	W, 15-7	16-11
2017	Norman, Okla.	L, 2-4	16-12
2018	Wichita, Kan.	L, 1-2	16-13
2019	Wichita, Kan.	W, 9-4	17-13
2022	Norman, Okla.	W, 6-2	18-13
	Norman, Okla.	W, 9-5	19-13
	Wichita, Kan.	L, 0-18	19-14
2023	Wichita, Kan.	L, 2-6	19-15
	Wichita, Kan.	L, 7-8	19-16
	Norman, Okla.	W, 8-1	20-16

2024	Norman, Okla.	W, 5-3	21-16
	Wichita, Kan.	W, 11-2	22-16
	Norman, Okla.	W, 3-1	23-16

WILLIAM & MARY

Overall Series: OU leads 4-0

YEAR	SITE	RESULT	SERIES
2011	Norman, Okla.	W, 7-1	1-0
	Norman, Okla.	W, 9-6	2-0
	Norman, Okla.	W, 13-4	3-0
	Norman, Okla.	W, 13-1	4-0

WISCONSIN

Overall Series: Wisconsin leads 5-0

YEAR	SITE	RESULT	SERIES
1970	Tempe, Ariz.	W, 10-3	1-0
	Tempe, Ariz.	W, 7-4	2-0
1980	Norman, Okla.	W, 8-3	3-0
	Norman, Okla.	W, 19-0	4-0
	Norman, Okla.	W, 22-3	5-0

WRIGHT STATE

Overall Series: OU leads 3-1

YEAR	SITE	RESULT	SERIES
2024	Norman, Okla.	W, 20-0	1-0
	Norman, Okla.	W, 14-9	2-0
	Norman, Okla.	W, 10-3	3-0
	Norman, Okla.	L, 2-12	3-1

WYOMING

Overall Series: Wyoming leads 7-0

YEAR	SITE	RESULT	SERIES
1969	Tempe, Ariz.	W, 4-0	1-0
1970	Tempe, Ariz.	W, 10-3	2-0
	Tempe, Ariz.	W, 15-10	3-0
1974	Tempe, Ariz.	W, 9-5	4-0
1976	Tempe, Ariz.	W, 8-5	5-0
	Tempe, Ariz.	W, 4-3	6-0
1991	El Paso, Texas	W, 6-0	7-0

XAVIER

Overall Series: Tied 1-1

YEAR	SITE	RESULT	SERIES
2017	*Louisville, Ky.	W, 7-2	1-0
	*Louisville, Ky.	L, 0-11	1-1

ALL-TIME RESULTS

1962 (9-17, 8-13 Big Eight)

Head Coach Jack Baer

3/9	at Texas	L, 0-10
3/10	at Texas	L, 7-19
3/16	Loyola	L, 1-6
3/17	Loyola	W, 4-1
3/23	at LSU	L, 4-5 (11)
4/6	*at Kansas St.	W, 1-0
4/6	*at Kansas St.	W, 4-0
4/7	*at Kansas St.	W, 8-6
4/13	*Nebraska	L, 2-5
4/13	*Nebraska	L, 6-12
4/14	*Nebraska	L, 4-5
4/20	*at Oklahoma St.	L, 4-6
4/20	*at Oklahoma St.	L, 5-14
4/21	*at Oklahoma St.	W, 8-3
4/27	*at Colorado	W, 2-1
4/27	*at Colorado	L, 0-7
4/28	*at Colorado	W, 13-12
5/4	*Missouri	W, 13-10
5/4	*Missouri	L, 1-5
5/5	*Missouri	L, 6-9
5/11	*Iowa St.	L, 2-5
5/11	*Iowa St.	L, 5-6
5/12	*Iowa St.	W, 1-0
5/18	*at Kansas	L, 6-10
5/18	*at Kansas	L, 0-12
5/19	*at Kansas	L, 4-7

* - Big Eight Conference game

1963 (14-10, 13-5 Big Eight)

Head Coach Jack Baer

3/8	at Texas	L, 0-4
3/9	at Texas	L, 2-6
3/24	at Arizona	L, 7-10
3/25	at Arizona	W, 9-5
3/28	at Arizona St.	L, 0-8
3/29	at Arizona St.	L, 4-5
4/5	*Kansas	W, 3-2
4/5	*Kansas	W, 5-0
4/6	*Kansas	W, 2-1 (10)
4/12	*Kansas St.	W, 6-2 (11)
4/12	*Kansas St.	W, 3-2
4/13	*Kansas St.	W, 5-1
4/19	*at Nebraska	W, 9-2
4/19	*at Nebraska	W, 2-0 (7)
4/20	*at Nebraska	W, 7-1
5/3	*at Missouri	W, 3-2
5/3	*at Missouri	L, 2-5
5/4	*at Missouri	L, 1-8
5/10	*Oklahoma St.	W, 3-2
5/10	*Oklahoma St.	W, 5-4
5/11	*Oklahoma St.	L, 1-2
5/17	*at Iowa St.	W, 7-4
5/18	*at Iowa St.	L, 2-4
5/18	*at Iowa St.	L, 9-10

* - Big Eight Conference game



Haskell Park

1964 (17-10, 13-8 Big Eight)

Head Coach Jack Baer

3/5	at Baylor	L, 3-13
3/6	at Texas	W, 3-1
3/7	at Texas	L, 2-10
3/24	at New Mexico	W, 23-5
3/25	at New Mexico	W, 11-6
3/26	at New Mexico	W, 11-3
4/10	*Nebraska	W, 6-1 (7)
4/10	*Nebraska	W, 7-0 (7)
4/11	*Nebraska	W, 12-2
4/17	*at Kansas St.	L, 0-1 (15)
4/17	*at Kansas St.	W, 2-0 (7)
4/18	*at Kansas St.	W, 5-4 (15)
4/24	*at Colorado	L, 4-5
4/24	*at Colorado	W, 10-8
4/25	*at Colorado	L, 6-10
5/1	*Missouri	L, 1-4
5/1	*Missouri	L, 1-3
5/2	*Missouri	L, 0-1
5/8	*at Kansas	L, 0-7 (7)
5/8	*at Kansas	W, 8-5 (7)
5/9	*at Kansas	W, 14-3
5/15	*at Oklahoma St.	L, 2-3
5/15	*at Oklahoma St.	L, 4-1
5/16	*at Oklahoma St.	W, 4-0
5/22	*Iowa St.	W, 6-5
5/23	*Iowa St.	W, 6-5
5/23	*Iowa St.	W, 5-1

* - Big Eight Conference game

1965 (7-20, 6-15 Big Eight)

Head Coach Jack Baer

3/5	at Texas	L, 6-16
3/6	at Texas	L, 3-15
3/29	at Arizona	L, 5-6
3/30	at Arizona	L, 2-11
4/2	at Arizona St.	L, 2-10
4/2	at Arizona St.	W, 1-0
4/9	*Oklahoma St.	L, 0-1 (7)
4/9	*Oklahoma St.	L, 1-4 (7)
4/10	*Oklahoma St.	W, 12-8
4/16	*at Missouri	L, 2-10
4/16	*at Missouri	L, 1-12
4/18	*at Missouri	L, 1-9
4/23	*Kansas	W, 6-4
4/23	*Kansas	L, 2-3
4/24	*Kansas	W, 3-2
4/30	*Colorado	W, 10-1
4/30	*Colorado	L, 5-6
5/1	*Colorado	W, 5-4
5/7	*at Iowa St.	L, 1-10
5/7	*at Iowa St.	L, 5-6
5/8	*at Iowa St.	L, 1-9
5/14	*at Nebraska	L, 0-2
5/14	*at Nebraska	L, 1-3
5/15	*at Nebraska	L, 2-3
5/21	*Kansas St.	L, 2-5



5/21	*Kansas St.	L, 0-1
5/22	*Kansas St.	W, 8-1

* - Big Eight Conference game

1966 (13-11-1, 11-6 Big Eight)

Head Coach Jack Baer

3/4	at Texas	L, 11-13 (7)
3/4	at Texas	T, 4-4 (7)
3/5	at Texas	L, 1-10
3/28	at Texas Western	W, 5-3
3/29	at Texas Western	L, 3-4
3/29	at Texas Western	W, 8-3
3/30	at Texas Western	L, 7-10
3/31	at Sul Ross	L, 1-3
4/8	*at Kansas St.	L, 0-5
4/8	*at Kansas St.	W, 6-4
4/9	*at Kansas St.	W, 3-2
4/15	*Nebraska	W, 3-0
4/15	*Nebraska	L, 1-3
4/16	*Nebraska	W, 4-3
4/29	*at Oklahoma St.	W, 6-4
4/29	*at Oklahoma St.	L, 0-2
5/6	*at Kansas	W, 5-1 (8)
5/6	*at Kansas	W, 6-3
5/7	*at Kansas	W, 6-0
5/13	*Missouri	W, 6-4
5/13	*Missouri	W, 3-0
5/14	*Missouri	W, 3-0
5/20	*at Colorado	L, 0-1 (8)
5/20	*at Colorado	L, 1-3 (8)
5/21	*at Colorado	L, 12-13 (10)

* - Big Eight Conference game

1967 (11-16, 11-9 Big Eight)

Head Coach Jack Baer

3/3	at Texas	L, 4-8
3/3	at Texas	L, 6-7 (7)
3/4	at Texas	L, 4-7
3/27	at Arizona St.	L, 0-3
3/28	at Arizona St.	L, 0-1
3/30	at Arizona St.	L, 2-9
3/31	at Arizona St.	L, 3-13
4/8	*Kansas	W, 3-2
4/8	*Kansas	L, 2-3
4/14	*Colorado	W, 5-2
4/14	*Colorado	W, 10-3
4/15	*Colorado	W, 10-3
4/21	*at Iowa State	W, 7-6 (11)
4/22	*at Iowa State	W, 6-3 (8)
4/22	*at Iowa State	L, 3-11
4/28	*Oklahoma State	L, 2-4
4/28	*Oklahoma State	L, 0-1 (7)
4/29	*Oklahoma State	W, 3-2
5/5	*at Missouri	L, 1-2
5/5	*at Missouri	L, 2-3
5/6	*at Missouri	L, 1-2
5/12	*Kansas State	W, 2-0 (7)
5/12	*Kansas State	W, 4-3 (7)
5/13	*Kansas State	L, 2-7
5/19	*at Nebraska	L, 2-5
5/19	*at Nebraska	W, 2-1
5/20	*at Nebraska	W, 9-6

* - Big Eight Conference game; ! - Phoenix, Ariz.

1968 (13-14, 10-8 Big Eight)

Head Coach Enos Semore

2/23	at Texas	W, 2-1
2/24	at Texas	L, 1-4 (7)
2/24	at Texas	L, 4-6 (7)
3/25	at Arizona	W, 7-5
3/26	at Arizona	L, 6-9
3/26	at Arizona	L, 1-15
3/28	at Arizona St.	W, 6-5
3/30	at Arizona St.	L, 2-4
3/30	at Arizona St.	L, 2-8
4/5	*Nebraska	W, 6-4
4/5	*Nebraska	W, 5-4
4/6	*Nebraska	L, 1-2
4/12	*at Kansas St.	W, 8-6
4/12	*at Kansas St.	L, 7-14
4/13	*at Kansas St.	L, 4-6
4/26	*Missouri	W, 3-2
4/26	*Missouri	W, 1-0
4/27	*Missouri	W, 8-1
5/3	*at Colorado	W, 12-11
5/3	*at Colorado	L, 6-10
5/4	*at Colorado	W, 12-9
5/10	*Iowa St.	L, 2-3
5/10	*Iowa St.	L, 1-3
5/11	*Iowa St.	L, 7-9
5/16	*at Kansas	L, 2-3
5/16	*at Kansas	W, 3-1
5/17	*at Kansas	W, 7-3

* - Big Eight Conference game |! - Phoenix, Ariz.

1969 (23-10, 17-4 Big Eight)

Head Coach Enos Semore

3/7	at Texas	L, 0-4
3/7	at Texas	L, 0-3
3/8	at Texas	W, 11-9
3/8	at Texas	L, 6-12
3/27	!Wyoming	W, 4-0
3/27	!Colorado Western	W, 8-0
3/27	at Arizona St.	L, 4-5 (10)
3/29	at New Mexico St.	L, 3-4 (10)
3/29	at New Mexico St.	W, 3-1
3/31	at Texas-El Paso	W, 5-2
3/31	at Texas-El Paso	L, 1-2
4/1	at Texas-El Paso	W, 19-2
4/4	*Kansas	L, 0-3
4/4	*Kansas	W, 5-0
4/5	*Kansas	W, 3-1
4/11	*at Nebraska	W, 6-3
4/11	*at Nebraska	W, 1-0
4/12	*at Nebraska	W, 3-1
4/18	*Kansas State	W, 8-4
4/18	*Kansas State	W, 8-4
4/19	*Kansas State	L, 3-11
4/25	*Oklahoma State	W, 3-1
4/25	*Oklahoma State	L, 0-1
4/26	*Oklahoma State	W, 2-1 (13)
5/2	*at Iowa State	W, 5-3
5/2	*at Iowa State	W, 6-1
5/3	*at Iowa State	L, 2-4
5/9	*Colorado	W, 6-4
5/9	*Colorado	W, 7-5
5/10	*Colorado	W, 10-1
5/16	*Missouri	W, 8-5
5/17	*at Missouri	W, 8-1
5/17	*at Missouri	W, 8-6

* - Big Eight Conference game; ! - Tempe, Ariz.

1970 (20-17, 10-9 Big Eight)

Head Coach Enos Semore

3/12	at St. Edwards	L, 1-3
3/12	at St. Edwards	L, 1-4
3/13	at Texas	L, 0-3
3/13	at Texas	W, 3-2
3/14	at Texas	L, 1-5
3/14	at Texas	L, 2-6
3/30	!Wisconsin	L, 1-10
3/30	!Wyoming	W, 10-3
3/30	at Arizona St.	L, 0-5
4/1	!Wisconsin	W, 7-4
4/1	!Wyoming	W, 15-10
4/1	at Arizona St.	W, 12-3
4/10	*Kansas	W, 4-3
4/10	*Kansas	W, 2-0
4/11	*Kansas	W, 2-1
4/17	*at Nebraska	W, 4-1
4/18	*at Nebraska	L, 6-8
4/20	Wichita St.	W, 8-2
4/20	Wichita St.	W, 3-1
4/24	*Iowa State	L, 2-8
4/24	*Iowa State	L, 5-6
4/25	*Iowa State	W, 7-3
5/1	*at Oklahoma St.	W, 7-1
5/1	*at Oklahoma St.	L, 1-8
5/2	*at Oklahoma St.	L, 0-5
5/5	Oral Roberts	W, 11-6
5/5	Oral Roberts	W, 3-2
5/8	*at Kansas St.	L, 8-10
5/8	*at Kansas St.	L, 4-7
5/9	*at Kansas St.	W, 4-3
5/11	Arkansas	W, 2-1 (8)
5/11	Arkansas	L, 2-5
5/15	*Colorado	L, 2-6
5/15	*Colorado	W, 6-0
5/16	*Colorado	W, 5-1
5/23	*at Missouri	W, 4-3
5/23	*at Missouri	L, 2-3

* - Big Eight Conference game, ! - Tempe, Ariz.

1971 (24-11, 13-8 Big Eight)

Head Coach Enos Semore

3/19	at Texas-El Paso	W, 5-2
3/19	at Texas-El Paso	W, 11-6
3/22	!Arizona State	L, 5-14
3/23	!Brigham Young	W, 8-3
3/23	!Stanford	L, 3-12
3/25	!Air Force	W, 13-2
3/26	!Kansas State	W, 1-0
3/26	!at Cal Riverside	L, 7-8
3/27	!Oregon State	W, 6-4
4/3	Oral Roberts	W, 5-4
4/3	Oral Roberts	W, 2-0
4/3	Oral Roberts	W, 1-0
4/9	*Oklahoma State	W, 4-0
4/9	*Oklahoma State	W, 7-1
4/10	*Oklahoma State	L, 2-4
4/16	*at Kansas	W, 7-2
4/16	*at Kansas	L, 1-5
4/17	*at Kansas	W, 7-5
4/23	*Kansas State	L, 2-3
4/23	*Kansas State	W, 5-1
4/24	*Kansas State	L, 0-4
4/30	*at Colorado	W, 4-2
5/1	*at Colorado	L, 2-4
5/1	*at Colorado	W, 8-7
5/5	Friends	W, 2-0
5/5	Friends	W, 4-0
5/7	*Nebraska	W, 3-1
5/7	*Nebraska	W, 12-1
5/8	*Nebraska	W, 1-0
5/17	*at Iowa St.	W, 4-1
5/17	*at Iowa St.	L, 6-7
5/19	*at Iowa St.	W, 5-1
5/21	*Missouri	L, 1-2
5/21	*Missouri	L, 5-7
5/22	*Missouri	W, 1-0

! - Riverside Intercollegiate Tournament (Riverside, Calif.); * - Big Eight Conf. game

1972 (35-17, 12-8 Big Eight)

Head Coach Enos Semore

BIG EIGHT CHAMPIONS

DISTRICT 5 CHAMPIONS

NCAA COLLEGE WORLD SERIES

3/3	at Texas	L, 6-13
3/3	at Texas	W, 5-1
3/4	at Texas	L, 1-10
3/4	at Texas	L, 1-2
3/7	Texas-Arlington	W, 9-3
3/7	Texas-Arlington	W, 6-1
3/11	at SMU	W, 3-2
3/11	at SMU	W, 6-0
3/14	Friends	W, 7-4
3/14	Friends	W, 8-6
3/18	Oral Roberts	W, 5-0
3/18	Oral Roberts	W, 4-2
3/18	Oral Roberts	W, 3-0
3/20	at Southern Uni.	L, 0-18
3/20	at Louisiana St.	L, 1-9
3/23	at Louisiana St.	L, 0-1
3/23	at Louisiana St.	W, 3-1
3/25	at LSU-New Orleans	W, 2-0
3/25	at Tulane	L, 2-4
3/25	at Tulane	W, 5-2
3/31	*Colorado	W, 10-4
4/1	*Colorado	W, 8-3
4/1	*Colorado	L, 1-11
4/7	*at Kansas St.	W, 6-2
4/7	*at Kansas St.	W, 12-6
4/8	*at Kansas St.	W, 6-4
4/14	*Iowa State	L, 1-4
4/16	*Iowa State	W, 9-1
4/16	*Iowa State	W, 12-2
4/18	Dallas University	W, 13-0
4/18	Dallas University	W, 6-0
4/21	*at Oklahoma St.	L, 4-7
4/21	*at Oklahoma St.	W, 6-0
4/22	*at Oklahoma St.	L, 11-12
4/24	Oklahoma City	W, 15-1
4/24	Oklahoma City	W, 4-2
4/28	*Kansas	W, 2-0
4/28	*Kansas	W, 1-0
4/29	*Kansas	L, 0-2
5/2	Arkansas	W, 3-2
5/2	Arkansas	W, 4-3
5/5	*at Nebraska	L, 5-9
5/5	*at Nebraska	L, 0-2
5/15	*at Missouri	W, 5-2
5/15	*at Missouri	W, 4-2
5/16	*at Missouri	L, 3-7
5/27	#at Tulsa	W, 6-3
5/28	#at Tulsa	W, 5-4
5/28	%at Lawton Pepsis	W, 9-2
5/28	%at Lawton Pepsis	W, 6-0
5/28	%at Liberal BeeJays	W, 14-10
5/28	%at Liberal BeeJays	L, 3-10
6/10	&Temple	W, 2-1
6/11	&Arizona State	L, 0-1
6/12	&Texas	L, 1-7

* - Big Eight Conference game; # - District 5 Playoffs (Tulsa, Okla.); % - Exhibition; & - College World Series (Omaha, Neb.)

1973 (48-12, 17-4 Big Eight)

Head Coach Enos Semore

BIG EIGHT CHAMPIONS

NCAA COLLEGE WORLD SERIES

3/2	at LSU-New Orleans	W, 5-4
3/2	at LSU-New Orleans	W, 14-0
3/3	at LSU-New Orleans	L, 2-4
3/3	at Tulane	W, 6-0
3/3	at Tulane	W, 2-1
3/11	Missouri-Rolla	W, 4-0
3/11	Missouri-Rolla	W, 12-3
3/11	Missouri-Rolla	W, 23-0
3/13	Oral Roberts	L, 1-2
3/19	!Denver	W, 9-5
3/19	at Arizona	W, 4-3
3/19	at Arizona	L, 0-5

3/24	@Weber State	W, 6-1
3/24	@Northern Arizona	W, 13-5
3/24	at Arizona St.	L, 8-9 (8)
3/24	at Arizona St.	L, 3-4 (13)
3/31	*Missouri	W, 7-0
4/1	*Missouri	W, 3-0
4/1	*Missouri	W, 4-3
4/4	Central St.	W, 10-1
4/4	Central St.	W, 9-4
4/4	Central St.	W, 12-0
4/6	*Kansas St.	W, 7-1
4/7	*Kansas St.	W, 5-4
4/7	*Kansas St.	W, 2-1
4/11	S. Western St.	W, 14-2
4/11	S. Western St.	W, 6-0
4/11	S. Western St.	W, 8-1
4/13	*at Colorado	W, 12-2
4/13	*at Colorado	L, 5-8
4/14	*at Colorado	L, 4-5 (10)
4/17	Friends	W, 5-0
4/17	Friends	W, 2-0
4/17	Friends	W, 5-0
4/20	*Oklahoma St.	W, 1-0
4/21	*Oklahoma St.	W, 7-1
4/21	*Oklahoma St.	L, 0-2
4/24	John Brown	W, 2-0
4/24	John Brown	W, 11-1
4/24	John Brown	W, 9-0
4/27	*at Kansas	L, 6-7
4/27	*at Kansas	W, 9-2
4/28	*at Kansas	W, 5-2
5/1	Louisiana Tech	W, 16-6
5/1	Louisiana Tech	W, 13-2
5/1	Louisiana Tech	W, 5-2
5/4	*Nebraska	W, 1-0
5/4	*Nebraska	W, 11-0
5/5	*Nebraska	W, 5-4
5/12	Oklahoma Christian	L, 0-1
5/12	Oklahoma Christian	W, 9-8
5/16	*at Iowa St.	W, 18-9
5/17	*at Iowa St.	W, 6-0
5/17	*at Iowa St.	W, 9-4
5/28	#Creighton	W, 8-1
5/29	#Tulsa	W, 4-1

5/30	#Tulsa	W, 5-3
6/8	&Minnesota	L, 0-1
6/9	&Penn St.	W, 6-0
6/11	&Texas	L, 2-10

! - Tucson, Ariz.; @ - Tempe, Ariz.; * - Big Eight Conference game; # - District 5 Playoffs (Tulsa, Okla.); & - College World Series (Omaha, Neb.)


1974 (43-8, 18-3 Big Eight)

Head Coach Enos Semore

BIG EIGHT CHAMPIONS

NCAA COLLEGE WORLD SERIES

3/5	at TCU	W, 12-8
3/5	at TCU	W, 5-4
3/9	at Texas-El Paso	W, 21-1
3/9	at New Mexico St.	W, 9-4
3/9	at New Mexico St.	W, 2-0
3/11	at UNLV	W, 5-1
3/11	at UNLV	W, 6-3
3/15	!Iowa	W, 8-4
3/15	!Wyoming	W, 9-5
3/15	@Arizona St.	W, 11-4
3/16	!Southern Utah	L, 3-7
3/16	at Arizona St.	L, 3-4
3/16	at Arizona St.	W, 10-6
3/19	Central St.	W, 13-3
3/19	Central St.	W, 14-0
3/26	Minnesota-Morris	W, 12-0
3/26	Minnesota-Morris	W, 13-3
3/29	*Kansas	W, 25-1
3/30	*Kansas	W, 9-0
3/30	*Kansas	W, 3-1
4/2	Oral Roberts	W, 6-0
4/2	Oral Roberts	W, 6-2
4/5	*at Nebraska	W, 3-1
4/5	*at Nebraska	W, 4-3
4/6	*at Nebraska	W, 8-3
4/9	USC	W, 7-6
4/9	USC	W, 5-4
4/12	*at Missouri	L, 4-5
4/12	*at Missouri	W, 7-0
4/13	*at Missouri	W, 17-14
4/16	TCU	W, 7-3
4/16	TCU	W, 14-11



1973 Bedlam

ALL-TIME RESULTS

4/19	*Iowa State	W, 2-0
4/19	*Iowa State	W, 2-0
4/20	*Iowa State	W, 6-0
4/23	Oklahoma Christian	W, 5-3
4/23	Oklahoma Christian	L, 3-5
4/26	*at Oklahoma St.	W, 4-3
4/26	*at Oklahoma St.	W, 10-3
4/27	*at Oklahoma St.	W, 7-3
5/3	*at Kansas St.	L, 4-5
5/3	*at Kansas St.	W, 3-0
5/4	*at Kansas St.	W, 7-1
5/10	*Colorado	W, 2-0
5/11	*Colorado	W, 8-1
5/11	*Colorado	L, 2-8
5/30	#Tulsa	W, 6-2
6/1	#Tulsa	W, 5-4
6/7	&Northern Colorado	W, 10-1
6/10	&Miami (Fla.)	L, 1-5
6/11	&Texas	L, 4-10

! - Tempe, Ariz.; @ - Phoenix, Ariz.; * - Big Eight Conference game; # - District 5 Playoffs (Oklahoma City, Okla.); & - College World Series (Omaha, Neb.)

1975 (52-10, 15-3 Big Eight)

Head Coach Enos Semore

BIG EIGHT CHAMPIONS

NCAA Midwest Regional

NCAA COLLEGE WORLD SERIES

2/22	!Lamar	W, 11-1
2/22	at Baylor	L, 0-5
2/22	at Baylor	W, 11-3
3/8	at UNLV	W, 7-2
3/8	at UNLV	W, 7-4
3/8	at UNLV	L, 4-9
3/10	@Brigham Young	W, 11-2
3/10	@Brigham Young	W, 7-4
3/10	at Hawaii	W, 11-4
3/10	at Hawaii	W, 23-6
3/12	at Hawaii	W, 4-2
3/12	at Hawaii	W, 10-4
3/14	@Nagoya, Japan	W, 7-0
3/14	@Nagoya, Japan	W, 5-1
3/14	at Hawaii	W, 4-0
3/14	at Hawaii	W, 4-3
3/19	Oklahoma City	W, 7-1
3/19	Oklahoma City	W, 5-1
3/21	Indiana	W, 2-1
3/22	Central St.	W, 9-0
3/22	Indiana	W, 10-0
3/24	Central Michigan	W, 5-3
3/24	Central Michigan	W, 15-4
4/1	Oklahoma Baptist	W, 8-0
4/1	Oklahoma Baptist	W, 9-1
4/5	*at Colorado	W, 7-4
4/5	*at Colorado	W, 8-2
4/6	*at Colorado	W, 10-6
4/8	Cameron	W, 6-0
4/8	Cameron	W, 9-8
4/11	*at Iowa St.	L, 4-6
4/12	*at Iowa St.	L, 0-1

4/12	*at Iowa St.	W, 5-3
4/14	Baylor	W, 3-1
4/14	Baylor	L, 3-5
4/18	*\$Oklahoma St.	W, 3-1
4/19	*Oklahoma St.	W, 4-0
4/19	*Oklahoma St.	L, 3-4
4/21	Arizona St.	W, 11-2
4/21	Arizona St.	L, 3-4
4/25	*Missouri	W, 7-1
4/25	*Missouri	W, 13-1
4/26	*Missouri	W, 5-3
4/28	Houston	W, 8-1
4/28	Houston	W, 5-4
5/2	*at Kansas	W, 7-1
5/2	*at Kansas	W, 13-0
5/4	*at Kansas	W, 9-3
5/13	*Nebraska	W, 4-2
5/13	*Nebraska	W, 1-0
5/14	*Nebraska	W, 4-1
5/17	Lubbock Christian	W, 17-4
5/17	Lubbock Christian	W, 8-6
5/24	+Texas A&M	W, 5-4
5/25	+Tulsa	L, 3-4
5/25	+Texas A&M	W, 6-4
5/26	+Tulsa	W, 2-1
5/26	+Tulsa	W, 8-5
6/6	&Texas	L, 2-4
6/7	&Cal State Fullerton	W, 11-4
6/9	&Eastern Michigan	W, 7-0
6/12	&Arizona State	L, 0-1

1976 (62-19, 15-3 Big Eight)

Head Coach Enos Semore

NCAA South Central Regional

NCAA COLLEGE WORLD SERIES

2/26	at Louisiana Tech	W, 6-4
2/26	at Louisiana Tech	W, 9-2
2/27	at LSU-New Orleans	W, 3-0
2/27	at LSU-New Orleans	W, 4-3
2/28	at LSU-New Orleans	W, 5-2
2/28	<Houston	L, 2-6
3/5	at Nevada-Las Vegas	W, 8-6
3/5	!Brigham Young	W, 4-2
3/6	!Brigham Young	W, 8-3
3/6	at UNLV	W, 4-0
3/8	at Arizona	L, 1-7
3/8	at Arizona	L, 3-6
3/9	at Arizona	L, 1-14
3/9	at Arizona	L, 8-9
3/11	@Wyoming	W, 8-5
3/11	at Arizona St.	L, 0-4
3/12	@N.W. Missouri	W, 15-2
3/12	at Arizona St.	L, 3-8
3/13	@Wyoming	W, 4-3
3/13	@Northern Arizona	W, 7-4
3/13	at Arizona St.	L, 2-5

! - at Waco, Texas; @ - at Honolulu, Hawaii; * - Big Eight Conference game; + - NCAA Midwest Regional (Norman, Okla.); & - College World Series (Omaha, Neb.)

3/15	Central St.	W, 5-4
3/15	Central St.	W, 14-4
3/16	Southeastern St.	W, 1-0
3/16	Southeastern St.	W, 5-1
3/19	Northeastern St.	W, 11-1
3/19	Northeastern St.	W, 16-6
3/20	Arizona St.	L, 5-19
3/20	Arizona St.	L, 5-7
3/22	Central Michigan	W, 3-0
3/22	Central Michigan	W, 13-2
3/23	Texas Tech	W, 3-0
3/23	Texas Tech	W, 7-0
3/26	Southern Illinois	L, 7-14
3/27	Southern Illinois	W, 7-6
3/27	Southern Illinois	W, 4-0
3/27	Southern Illinois	W, 7-5
3/29	*Missouri	W, 6-3
3/29	*Missouri	L, 2-6
4/2	*Colorado	W, 14-2
4/2	*Colorado	L, 0-3
4/3	*Colorado	W, 15-0
4/3	*Colorado	W, 11-1
4/5	Dallas	W, 6-1
4/5	Dallas	W, 12-0
4/6	*Iowa St.	W, 6-0
4/6	*Iowa St.	L, 3-4
4/9	*at Oklahoma St.	W, 10-0
4/9	*\$Oklahoma St.	W, 5-0
4/10	*at Oklahoma St.	W, 7-5
4/10	*at Oklahoma St.	W, 5-4
4/12	Oklahoma Baptist	W, 1-0
4/12	Oklahoma Baptist	W, 7-0
4/13	Texas Wesleyan	W, 1-0
4/13	Texas Wesleyan	W, 4-2
4/16	USC	W, 3-2
4/21	Cameron	W, 12-0
4/21	Cameron	W, 13-2
4/23	*Oklahoma St.	W, 13-0
4/23	*Oklahoma St.	W, 9-8
4/24	*Oklahoma St.	W, 18-4
4/24	*\$Oklahoma St.	W, 3-2
4/26	Oklahoma Christian	W, 8-1
4/26	Oklahoma Christian	W, 10-1
4/27	*Kansas St.	W, 13-1
4/27	*\$Kansas St.	W, 6-5
4/30	Oklahoma City	W, 8-5
5/1	Oklahoma City	W, 21-2
5/1	Oklahoma City	W, 12-2
5/8	^Missouri	L, 2-4
5/9	^Nebraska	W, 15-5
5/10	^Oklahoma St.	W, 2-1
5/11	^Missouri	W, 8-0
5/12	^Iowa St.	W, 9-4
5/14	^Missouri	L, 3-5
5/28	+Miami (Fla.)	W, 11-3
5/29	+Texas	W, 3-2
5/31	+Texas	L, 5-6
5/31	+Texas	W, 4-1
6/12	&Washington St.	L, 1-6
6/13	&Arizona	L, 2-10

1977 (37-11, 9-1 Big Eight)

Head Coach Enos Semore

BIG EIGHT CHAMPIONS

NCAA Midwest Regional

3/11	Oklahoma Baptist	W, 12-8
3/14	New Mexico	W, 4-3
3/15	New Mexico	W, 12-4
3/15	New Mexico	W, 13-4
3/18	at Hawaii	L, 4-9
3/18	at Hawaii	L, 2-10
3/19	at Hawaii	L, 2-5
3/19	at Hawaii	L, 3-4
3/19	!Tokai, Japan	W, 2-1
3/22	at Hawaii	W, 7-4
3/22	at Hawaii	L, 3-4

3/26	!Tokai, Japan	W, 6-5
3/27	@Washington State	W, 5-4
3/27	@UCSB	L, 10-12
3/27	at UNLV	W, 15-10
3/30	at Tulsa	W, 5-3
3/30	at Tulsa	W, 8-5
4/2	Tulsa	W, 3-2
4/2	*Tulsa	W, 5-3
4/3	Tulsa	W, 7-3
4/5	Oral Roberts	L, 2-8
4/8	at Tulsa	W, 15-7
4/9	\$Oral Roberts	W, 8-3
4/11	Arkansas	L, 2-5
4/11	Arkansas	W, 4-3
4/15	*at Oklahoma St.	W, 19-6
4/15	*at Oklahoma St.	W, 3-2
4/19	at Oral Roberts	W, 7-6
4/20	at S. Western St.	W, 7-3
4/23	*Colorado	W, 9-1
4/23	*Colorado	W, 7-3
4/24	*Colorado	W, 7-1
4/24	*Colorado	W, 4-3
4/26	at Tulsa	W, 6-5
4/29	*Kansas St.	W, 5-0
4/29	*Kansas St.	W, 4-2
4/30	*Kansas St.	L, 3-5
4/30	*Kansas St.	W, 9-1
5/2	Bethany Nazarene	W, 5-1
5/2	Bethany Nazarene	W, 12-1
5/6	at Southern Illinois	W, 3-2
5/7	at Southern Illinois	W, 5-2
5/20	^Kansas	W, 5-0
5/21	^Missouri	W, 13-6
5/22	^Missouri	W, 16-6
5/28	+Michigan	W, 3-1
5/29	+Southern Illinois	L, 3-7
5/30	+Michigan	L, 2-5

! - Honolulu, Hawaii; @ - Las Vegas, Nev.; \$ - All Sports Stadium (Oklahoma City, Okla.); * - Big Eight Conference game; ^ - Big Eight Conference Tournament (Oklahoma City, Okla.); + - NCAA Midwest Regional (Norman, Okla.)

1978 (39-20, 10-2 Big Eight)

Head Coach Enos Semore

3/5	Cameron	W, 8-2
3/5	Cameron	W, 9-5
3/6	Southwestern	W, 8-0
3/6	Southwestern	W, 7-1
3/10	!Murray St.	W, 2-1
3/10	at Hawaii	L, 1-2
3/11	!Murray St.	W, 1-0
3/11	at Hawaii	L, 3-5
3/12	!Murray State	W, 4-3
3/12	at Hawaii	L, 4-5
3/14	!Murray State	W, 6-4
3/14	at Hawaii	L, 0-5
3/18	at UNLV	W, 4-3
3/18	at UNLV	W, 11-4
3/24	@at Vanderbilt	L, 7-8
3/24	@Miami (Ohio)	L, 3-4
3/25	@Lipscomb	W, 9-5
3/25	@Belmont	W, 21-2
3/26	@Virginia Tech	L, 2-4
3/27	@Southeastern St.	L, 1-5
3/27	@Trevecca	W, 8-6
3/31	at Tulsa	L, 1-4
3/31	at Tulsa	W, 7-3
4/1	Tulsa	L, 2-4
4/1	Tulsa	L, 1-2
4/3	Texas Wesleyan	W, 2-1
4/3	Texas Wesleyan	W, 8-0
4/4	Dallas Baptist	W, 12-3
4/4	Dallas Baptist	W, 11-5
4/5	TCU	W, 10-2
4/5	TCU	W, 6-3
4/7	\$Tulsa	W, 12-3
4/8	at Oral Roberts	W, 9-6
4/11	Texas Wesleyan	W, 9-8
4/11	Texas Wesleyan	W, 15-0
4/14	*Oklahoma St.	L, 0-1
4/14	*Oklahoma St.	W, 4-1



Members of the 1975 CWS team (L-R): Mike Umfleet, Keith Drumright, Kelly Ray Snider, Jackie Ray Parish.

4/15	*Oklahoma St.	W, 4-1
4/15	*Oklahoma St.	W, 7-2
4/18	Oral Roberts	L, 8-22
4/21	*at Colorado	W, 30-2
4/21	*at Colorado	W, 7-0
4/22	*at Colorado	W, 8-7
4/22	*at Colorado	W, 13-2
4/24	Cameron	W, 12-1
4/27	John Brown	W, 4-1
4/27	John Brown	W, 4-3
4/28	*at Kansas St.	W, 2-1
4/28	*at Kansas St.	W, 11-1
4/29	*at Kansas St.	W, 3-2
4/29	*at Kansas St.	L, 4-6
5/5	Southern Illinois	W, 2-0
5/5	Southern Illinois	L, 2-3
5/6	Southern Illinois	L, 2-9
5/6	Southern Illinois	L, 2-3
5/15	at Oral Roberts	L, 5-13
5/17	^Kansas	W, 2-1
5/18	^Missouri	L, 3-4
5/19	^Oklahoma St.	L, 6-8

! - Honolulu, Hawaii; @ - Vanderbilt Tournament (Nashville, Tenn.); \$ - All Sports Stadium (Oklahoma City, Okla.); * - Big Eight Conference game; ^ - Big Eight Conference Tournament (Oklahoma City, Okla.)

1979 (36-27, 12-8 Big Eight)

Head Coach Enos Semore

BIG EIGHT CHAMPIONS

NCAA Midwest Regional

3/1	at Louisiana Tech	L, 3-6
3/2	at Tulane	W, 8-6
3/4	at New Orleans	L, 5-6
3/4	at New Orleans	L, 1-10
3/6	Southeastern St.	W, 11-6
3/6	Southeastern St.	W, 9-2
3/9	at UTEP	L, 1-3
3/9	at UTEP	W, 7-3
3/10	at UTEP	L, 7-8
3/10	at UTEP	L, 11-14
3/12	@Grand Canyon	W, 7-6
3/12	at Arizona St.	L, 4-8
3/13	@Grand Canyon	W, 10-9
3/13	at Arizona St.	L, 1-13
3/16	@Northern Arizona	L, 9-10
3/16	@Linfield College	W, 20-2
3/17	@Northern Arizona	L, 7-11
3/17	@Linfield College	W, 10-3
3/24	Southwestern St.	W, 7-3
3/24	Southwestern St.	W, 12-11
3/24	Southwestern St.	W, 11-2
3/24	Southwestern St.	W, 10-6
3/26	at Oklahoma City	L, 2-3
3/26	at Oklahoma City	W, 9-5
3/27	\$Texas Wesleyan	W, 9-0
3/27	Texas Wesleyan	W, 9-2
3/30	at Tulsa	L, 4-5
3/31	Tulsa	L, 3-7
3/31	Tulsa	W, 15-0
4/5	Oral Roberts	L, 4-5
4/7	*Missouri	L, 0-6
4/7	*Missouri	W, 5-3
4/9	*Iowa State	L, 5-13
4/9	*Iowa State	W, 4-2
4/12	Cameron	W, 12-3
4/12	Cameron	W, 13-1
4/14	*at Kansas	L, 0-4
4/14	*at Kansas	L, 3-6
4/16	*at Nebraska	L, 0-5
4/16	*at Nebraska	L, 1-9
4/21	*Kansas St.	W, 6-1
4/21	*Kansas St.	W, 4-3
4/22	*Kansas St.	W, 15-1
4/22	*Kansas St.	W, 7-0
4/24	at Oral Roberts	L, 5-12
4/29	*at Oklahoma St.	W, 8-6
4/29	*at Oklahoma St.	L, 2-4
4/30	*at Oklahoma St.	L, 5-6
4/30	*at Oklahoma St.	W, 11-7
5/1	Oklahoma City	L, 1-5
5/1	Oklahoma City	W, 4-3

5/5	*Colorado	W, 10-2
5/5	*Colorado	W, 12-6
5/6	*Colorado	W, 10-0
5/6	*Colorado	W, 9-1
5/12	at Southern Illinois	L, 0-7
5/13	at Southern Illinois	W, 2-0
5/16	^Nebraska	W, 7-6
5/17	^Missouri	W, 10-7
5/19	^Nebraska	W, 9-7
5/25	+Arizona	L, 1-8
5/26	+Indiana State	W, 9-2
5/27	+Hawaii	L, 8-12

@ - Tempe, Ariz.; * - Big Eight Conference game; ^ - Big Eight Conference Tournament (Oklahoma City, Okla.); + - NCAA Midwest Regional (Tucson, Ariz.); \$ - forfeit

1980 (33-24-1, 8-10 Big Eight)

Head Coach Enos Semore

2/29	at Hawaii	L, 2-3
3/1	at Hawaii	W, 2-1
3/1	at Hawaii	L, 1-11
3/2	at Hawaii	W, 1-0
3/2	at Hawaii	L, 7-8
3/3	at Hawaii	W, 6-5
3/7	at UNLV	W, 5-3
3/8	at UNLV	L, 0-9
3/8	at UNLV	L, 5-6
3/9	at UNLV	L, 7-11
3/10	@Arizona St.	W, 8-2
3/14	East Central	W, 5-2
3/14	East Central	W, 9-6
3/15	Southwestern	W, 6-2
3/15	Southwestern	W, 8-0
3/18	Wisconsin	W, 8-3
3/18	Wisconsin	W, 19-0
3/19	Wisconsin	W, 22-3
3/20	St. Francis	W, 8-7
3/21	St. Francis	L, 4-5
3/21	St. Francis	L, 3-6
3/22	St. Francis	W, 3-2
3/22	St. Francis	W, 9-8
3/26	Oral Roberts	L, 1-8
3/27	Texas Wesleyan	W, 3-0
3/28	at Oral Roberts	W, 5-2
3/31	at Tulsa	L, 2-3
4/1	Oklahoma City	W, 9-4
4/1	Oklahoma City	W, 7-6
4/3	Cameron	W, 9-7
4/3	Cameron	T, 9-9
4/5	*at Missouri	L, 4-7
4/5	*at Missouri	L, 6-11
4/7	*at Iowa St.	W, 8-5
4/7	*at Iowa St.	W, 10-7
4/9	John Brown	L, 8-11
4/9	John Brown	W, 13-2
4/12	*Kansas	L, 6-12
4/12	*Kansas	L, 4-8
4/14	*Nebraska	W, 6-5
4/14	*Nebraska	L, 6-9
4/16	Dallas Baptist	W, 12-1
4/16	Dallas Baptist	W, 7-3
4/17	*at Kansas St.	W, 10-4
4/18	*at Kansas St.	L, 1-3
4/19	*at Kansas St.	W, 10-4
4/19	*at Kansas St.	W, 12-2
4/22	Tulsa	W, 4-0
4/27	*Oklahoma St.	L, 3-7
4/27	*Oklahoma St.	L, 6-11
4/28	*Oklahoma St.	L, 7-11
4/28	*Oklahoma St.	L, 11-16
4/29	at Oklahoma City	W, 9-0
4/29	at Oklahoma City	L, 1-4
5/3	*at Colorado	W, 4-3
5/3	*at Colorado	W, 9-2
5/10	^Nebraska	L, 6-13
5/11	^Missouri	L, 1-6

@ - Las Vegas, Nev.; * - Big Eight Conference game; ^ - Big Eight Conference Tournament (Oklahoma City, Okla.)



Haskell Park

1981 (40-15, 11-13 Big Eight)

Head Coach Enos Semore

3/5	Southeastern State	L, 5-6
3/7	at Tampa	W, 6-1
3/7	at Eckerd	W, 6-4
3/8	at St. Leo	W, 6-2
3/8	at St. Leo	W, 4-0
3/10	at St. Leo	W, 12-1
3/11	@Buffalo	W, 17-7
3/11	at South Florida	W, 9-3
3/12	@Buffalo	W, 2-1
3/12	@Buffalo	W, 9-2
3/13	@Buffalo	W, 17-3
3/14	at Eckerd	W, 7-1
3/17	Illinois	W, 5-2
3/17	Illinois	W, 7-0
3/18	Illinois	W, 16-6
3/18	Illinois	W, 21-3
3/19	St. Francis	W, 16-1
3/19	St. Francis	W, 23-15
3/20	St. Francis	W, 16-2
3/20	St. Francis	W, 6-4
3/21	St. Francis	W, 18-9
3/21	St. Francis	W, 8-6
3/27	*Iowa St.	W, 4-1
3/27	*Iowa St.	L, 5-6
3/29	*Iowa St.	W, 11-4
3/29	*Iowa St.	W, 5-3
3/31	Texas Wesleyan	W, 10-4
3/31	Texas Wesleyan	W, 8-6
4/2	Cameron	W, 19-2
4/2	Cameron	W, 17-7
4/4	*at Nebraska	W, 5-2
4/4	*at Nebraska	L, 10-15
4/5	*at Nebraska	L, 0-5
4/5	*at Nebraska	L, 4-6
4/10	*Kansas St.	W, 17-3
4/10	*Kansas St.	W, 14-3
4/11	*Kansas St.	W, 15-0
4/11	*Kansas St.	L, 4-5
4/17	Oral Roberts	L, 5-6
4/21	Oklahoma City	W, 6-1
4/21	Oklahoma City	W, 4-3
4/25	*at Oklahoma St.	W, 9-0
4/25	*at Oklahoma St.	L, 5-13
4/26	*at Oklahoma St.	W, 5-3
4/26	*at Oklahoma St.	L, 4-9
4/28	Midwestern	W, 9-7
4/28	Midwestern	W, 13-3
5/1	*Kansas	W, 5-2
5/1	*Kansas	L, 0-4
5/2	*Kansas	W, 3-2
5/2	*Kansas	L, 2-3
5/9	*at Missouri	L, 1-3
5/9	*at Missouri	L, 4-6
5/11	*at Missouri	L, 3-6
5/11	*at Missouri	L, 4-6

@ - St. Petersburg, Fla.; * - Big Eight Conference game

1982 (35-25, 11-6 Big Eight)

Head Coach Enos Semore

NCAA Central Regional

2/27	Cameron	W, 15-4
3/1	Oklahoma City	W, 10-4
3/1	Oklahoma City	W, 7-5
3/3	Southwestern St.	L, 3-5
3/3	Southwestern St.	L, 3-6
3/6	at Hawaii	W, 9-2
3/7	at Hawaii	L, 3-7
3/7	at Hawaii	L, 0-4
3/9	at Hawaii	W, 14-4
3/9	at Hawaii	W, 4-0
3/10	@Creighton	W, 8-7
3/10	@Creighton	W, 9-1
3/12	at UNLV	L, 6-17
3/12	at UNLV	W, 10-8
3/12	at UNLV	L, 4-8
3/13	at UNLV	W, 6-3
3/15	Notre Dame	W, 15-3
3/16	Illinois	W, 3-2
3/16	Illinois	W, 5-3
3/18	Southeastern St.	L, 7-9
3/19	Texas Wesleyan	W, 6-5
3/20	Texas Wesleyan	L, 1-5
3/20	Texas Wesleyan	L, 5-7
3/23	Central State	W, 21-0
3/26	*Missouri	W, 5-4
3/30	at Texas A&M	L, 0-2
3/30	at Texas A&M	W, 6-3
4/3	*at Kansas	W, 13-10
4/3	*at Kansas	W, 5-3
4/4	*at Kansas	L, 2-6
4/4	*at Kansas	L, 8-9
4/9	*Oklahoma St.	W, 7-5
4/10	*Oklahoma St.	L, 1-7
4/10	*Oklahoma St.	L, 8-21
4/11	*Oklahoma St.	L, 11-12
4/12	Texas A&M	L, 10-11
4/14	at Oklahoma City	L, 7-13
4/16	at Oral Roberts	W, 4-0
4/17	Oral Roberts	L, 2-10
4/17	Oral Roberts	L, 0-6
4/19	Texas Tech	W, 3-2
4/20	Phillips	W, 8-3
4/24	*at Kansas St.	W, 21-11
4/24	*at Kansas St.	W, 7-5
4/25	*at Kansas St.	W, 9-3
4/25	*at Kansas St.	W, 5-1
4/27	Midwestern	W, 14-3
4/27	Midwestern	L, 5-6
5/8	*at Iowa St.	L, 4-5
5/8	*at Iowa St.	W, 12-4
5/9	*at Iowa St.	W, 9-4
5/9	*at Iowa St.	W, 3-0
5/14	^Nebraska	W, 12-8
5/15	^Oklahoma St.	L, 6-7
5/16	^Nebraska	W, 8-2

ALL-TIME RESULTS

5/17	^Oklahoma St.	L, 3-5
5/28	+Ohio St.	W, 5-2
5/29	+Texas	L, 0-8
5/30	+Florida St.	W, 6-5
5/30	+Eastern Michigan	L, 2-9
@	- Honolulu, Hawaii; * - Big Eight game; ^ - Big Eight Conference Tournament (Oklahoma City); + - NCAA Central Regional (Austin, Texas)	

1983 (39-20, 18-6 Big Eight) Head Coach Enos Semore

2/17	!Oklahoma City	L, 7-9
2/17	!at Pan American	L, 2-3
2/18	!Lamar	L, 3-5
2/19	!Oklahoma City	L, 6-7
2/20	!at Pan American	W, 7-2
3/1	Oklahoma Christian	W, 7-0
3/1	Oklahoma Christian	W, 7-0
3/2	Oklahoma City	W, 11-6
3/5	Arkansas	W, 11-4
3/5	Arkansas	L, 3-14
3/6	Arkansas	L, 2-7
3/7	Indiana State	W, 8-6
3/7	Indiana State	L, 0-16
3/8	Southeastern State	W, 7-6
3/9	Marymount College	W, 4-1
3/11	@Detroit	W, 18-0
3/13	at St. Leo	W, 17-1
3/13	at St. Leo	W, 5-0
3/18	#Lafayette	W, 9-3
3/18	at Florida Southern	W, 9-0
3/18	<Air Force	W, 12-9
3/22	St. Francis	L, 1-2
3/22	St. Francis	W, 3-1
3/26	*Kansas	W, 10-9
3/27	*Kansas	L, 0-1
3/27	*Kansas	W, 5-4
3/28	*Kansas	W, 7-2
3/29	Baker	W, 9-2
4/2	*at Oklahoma St.	W, 9-7
4/2	*at Oklahoma St.	L, 14-15
4/3	*at Oklahoma St.	W, 6-1
4/3	*at Oklahoma St.	W, 11-7
4/9	at Oral Roberts	L, 2-6
4/9	at Oral Roberts	L, 5-8
4/16	*Kansas St.	W, 6-5
4/16	*Kansas St.	W, 4-0
4/17	*Kansas St.	W, 8-5
4/17	*Kansas St.	W, 4-3
4/19	at Oklahoma City	L, 5-6
4/23	*at Nebraska	L, 1-3
4/23	*at Nebraska	L, 4-7
4/24	*at Nebraska	W, 4-3
4/24	*at Nebraska	W, 10-5
4/27	Midwestern	W, 12-8
4/27	Midwestern	L, 12-13
4/30	*Iowa St.	W, 11-10
4/30	*Iowa St.	W, 9-3
5/1	*Iowa St.	W, 20-11
5/1	*Iowa St.	W, 16-9
5/7	*at Missouri	W, 8-6
5/7	*at Missouri	L, 7-8
5/8	*at Missouri	L, 6-7
5/8	*at Missouri	W, 7-4
5/11	^Kansas St.	W, 6-2
5/12	^Iowa St.	W, 7-6
5/15	^Oklahoma St.	L, 1-3
5/15	^Nebraska	W, 2-1
5/16	^Oklahoma St.	W, 10-8
5/17	^Oklahoma St.	L, 7-13

! - Pan American Tournament (Edinburg, Texas); @ - Univ. of S. Florida (Tampa, Fla.); < - Tampa Univ. (Tampa, Fla.); # - Lakeland, Fla.; * - Big Eight Conference game; ^ - Big Eight Conference Tournament (Oklahoma City, Okla.)

1984 (42-15, 14-4 Big Eight) Head Coach Enos Semore

2/25	Southwestern St.	W, 17-3
2/25	Southwestern St.	W, 19-8
2/29	Oklahoma Christian	W, 10-5
3/3	Southwestern St.	W, 3-2

3/5	Northwest Missouri	W, 5-2
3/5	Northwest Missouri	W, 5-1
3/6	Southeastern St.	W, 5-2
3/8	at North Texas	W, 14-3
3/8	at North Texas	W, 14-2
3/9	at Dallas Baptist	W, 8-2
3/9	at Dallas Baptist	W, 5-3
3/11	!Maine	L, 3-4
3/12	!Central Michigan	L, 1-2
3/12	!at Pan American	W, 4-1
3/13	!Maine	W, 4-2
3/14	!Central Michigan	W, 12-4
3/15	!Kansas	L, 8-10
3/16	!at Pan American	W, 5-1
3/17	!Maine	L, 2-6
3/22	*at Oklahoma City	W, 3-0
3/25	*at Kansas	W, 19-0
3/25	*at Kansas	W, 5-0
4/1	*Oklahoma St.	W, 5-4
4/1	*Oklahoma St.	W, 2-1
4/2	Phillips	W, 25-2
4/4	North Texas	W, 4-0
4/4	North Texas	W, 9-1
4/9	Oklahoma City	L, 2-3
4/9	Oklahoma City	W, 5-0
4/10	Dallas Baptist	W, 5-3
4/10	Dallas Baptist	W, 8-1
4/11	Cameron	W, 19-0
4/11	Cameron	W, 17-3
4/15	*at Kansas St.	W, 3-2
4/15	*at Kansas St.	W, 15-3
4/16	*at Kansas St.	W, 12-2
4/16	*at Kansas St.	W, 15-0
4/17	at Oral Roberts	L, 6-13
4/20	*Nebraska	L, 16-27
4/20	*Nebraska	W, 7-1
4/22	*Nebraska	L, 2-4
4/22	*Nebraska	W, 6-0
4/28	*at Iowa St.	W, 14-7
4/28	*at Iowa St.	W, 9-2
5/1	Oral Roberts	L, 7-11
5/3	at Oklahoma City	W, 4-3
5/5	*Missouri	W, 9-4
5/5	*Missouri	L, 1-3
5/6	*Missouri	L, 7-8
5/6	*Missouri	W, 6-4
5/10	^Nebraska	L, 7-15
5/11	^Missouri	W, 17-12
5/12	^Nebraska	W, 5-2
5/13	^Oklahoma St.	L, 4-13
5/20	at Texas A&M	W, 13-6
5/25	+Nevada-Las Vegas	L, 1-2
5/26	+Lamar	L, 3-4

! - Citrus Classic (Edinburg, Texas); * - Big Eight Conference game; ^ - Big Eight Conference Tournament (Oklahoma City, Okla.); + - NCAA Central Regional (Austin, Texas)

1985 (55-14, 18-6 Big Eight) Head Coach Enos Semore

2/26	Southwestern St.	W, 2-0
2/26	Southwestern St.	W, 12-0
2/27	at Southwestern St.	W, 13-2
3/2	at Texas	W, 6-5
3/3	at Texas	L, 1-2
3/4	!Morningside	W, 11-0
3/7	!Penn St.	W, 12-0
3/8	!Penn St.	W, 8-0
3/8	!at Pan American	W, 4-1
3/9	!Morningside	W, 9-1
3/9	!at Pan American	W, 8-1
3/10	!Texas A&M	W, 12-5
3/11	#Kansas	W, 5-3
3/11	#Texas A&M	W, 7-0
3/12	#Arkansas State	W, 15-4
3/13	#Kansas St.	W, 6-4
3/14	#Houston	W, 7-0
3/19	Oklahoma City	W, 7-1
3/23	Southwestern St.	W, 8-3
3/23	Phillips	W, 7-3
3/24	Mankato St.	W, 7-2
3/24	Mankato St.	W, 19-3



L. Dale Mitchell Park in 1982.

3/25	\$Texas	W, 6-3
3/31	*at Oklahoma St.	W, 21-8
3/31	*at Oklahoma St.	L, 1-11
4/1	*at Oklahoma St.	L, 6-11
4/1	*at Oklahoma St.	L, 0-8
4/3	at Southwestern St.	W, 4-2
4/5	%Cal State Fullerton	W, 6-2
4/6	%Miami	W, 7-1
4/6	%USC	W, 5-4
4/7	%Cal State Fullerton	L, 4-12
4/8	North Texas	L, 3-4
4/8	North Texas	W, 11-1
4/9	at Oklahoma City	W, 10-6
4/10	Dallas Baptist	W, 7-1
4/11	Northeastern St.	W, 21-1
4/13	*Kansas St.	W, 10-0
4/13	*Kansas St.	W, 2-0
4/14	*Kansas St.	W, 9-8
4/14	*Kansas St.	W, 12-5
4/16	Oklahoma City	L, 0-3
4/17	at Oral Roberts	W, 9-8
4/20	*at Nebraska	L, 9-10
4/20	*at Nebraska	W, 15-13
4/21	*at Nebraska	W, 11-9
4/21	*at Nebraska	W, 7-5
4/24	*Oral Roberts	W, 9-7
4/25	Southwestern	W, 9-5
4/27	*Iowa St.	W, 7-2
4/27	*Iowa St.	W, 12-2
4/28	*Iowa St.	W, 12-2
4/28	*Iowa St.	W, 3-0
5/3	*at Missouri	W, 7-5
5/4	*at Missouri	W, 17-6
5/4	*at Missouri	L, 4-8
5/5	*at Missouri	W, 19-9
5/11	*Kansas	W, 12-2
5/11	*Kansas	W, 16-2
5/12	*Kansas	L, 3-4
5/12	*Kansas	W, 5-4
5/15	^Nebraska	W, 18-11
5/16	^Oklahoma St.	L, 5-11
5/17	^Nebraska	W, 5-3
5/18	^Oklahoma St.	L, 4-19
5/23	+Lamar	W, 9-1
5/24	+Grambling	W, 5-2
5/25	+Texas	L, 4-9
5/25	+Lamar	L, 5-7

! - Palm Valley Tournament (Edinburg, Texas); # - Citrus Tournament (Edinburg, Texas); % - Knorr Sooner Shootout (Oklahoma City, Okla.); \$ - All Sports Stadium (Oklahoma City, Okla.); * - Big Eight Conference game; ^ - Big Eight Conference Tournament (Oklahoma City, Okla.); + - NCAA Central Regional (Austin, Texas)

1986 (44-21, 19-3 Big Eight) Head Coach Enos Semore

2/18	Southwestern St.	W, 21-0
2/18	Southwestern St.	W, 14-0
2/21	at Arizona St.	L, 5-6
2/22	at Arizona St.	L, 4-10
2/22	at Arizona St.	L, 4-8
2/23	at UNLV	L, 16-18
2/24	at UNLV	L, 10-17
2/28	TCU	L, 7-10
3/1	TCU	W, 10-5
3/6	Southwestern St.	W, 33-6
3/8	at Texas	L, 8-9
3/9	at Texas	L, 1-17

3/10	!Central Michigan	W, 3-2
3/10	!at Pan American	W, 10-2
3/11	!Kansas	W, 13-7
3/12	!Arkansas St.	W, 10-3
3/13	!Baylor	L, 2-3
3/13	!Central Michigan	L, 1-9
3/15	at Houston	W, 15-7
3/16	at Houston	W, 9-3
3/18	Oklahoma City	W, 4-3
3/21	South Dakota St.	W, 11-1
3/21	South Dakota St.	W, 17-3
3/22	Cal Poly	L, 12-15
3/23	Northeastern	W, 29-4
3/24	Cal Poly	W, 19-4
3/25	Oral Roberts	W, 9-7
3/28	*Oklahoma St.	W, 8-7
3/29	*Oklahoma St.	W, 8-2
3/29	*Oklahoma St.	W, 3-2
3/30	*Oklahoma St.	L, 3-22
4/5	Ark.-Little Rock	W, 13-1
4/6	Ark.-Little Rock	W, 20-5
4/7	\$Texas	L, 3-17
4/8	\$Texas	L, 1-5
4/11	*at Kansas St.	W, 7-5
4/12	*at Kansas St.	W, 4-2
4/12	*at Kansas St.	W, 10-2
4/13	*at Kansas St.	W, 27-22
4/16	at Oral Roberts	L, 8-9
4/18	\$*Nebraska	W, 12-6
4/20	*Nebraska	W, 4-3
4/20	*Nebraska	W, 5-0
4/23	Dallas Baptist	W, 12-1
4/23	Dallas Baptist	W, 14-5
4/25	*at Iowa St.	W, 5-0
4/26	*at Iowa St.	W, 7-3
4/27	*at Iowa St.	L, 2-3
4/27	*at Iowa St.	W, 6-5
4/30	North Texas	W, 19-4
4/30	North Texas	W, 17-5
5/3	*Missouri	W, 11-7
5/3	*Missouri	W, 8-3
5/4	*Missouri	W, 18-8
5/4	*Missouri	W, 16-7
5/11	*at Kansas	L, 9-10
5/11	*at Kansas	W, 11-7
5/12	*at Kansas	W, 6-0
5/15	^Missouri	W, 14-8
5/16	^Oklahoma State	W, 7-5
5/17	^Oklahoma State	L, 7-12
5/18	^Oklahoma State	L, 3-9
5/22	+Eastern Kentucky	W, 21-14
5/23	+LSU	L, 5-8
5/24	+Tulane	L, 5-14

! - Citrus Tournament (Edinburg, Texas); * - Big Eight Conference Game; \$ - All Sports Stadium (Oklahoma City, Okla.); ^ - Big Eight Conference Tournament (Oklahoma City); + - NCAA South I Regional (Baton Rouge, La.)

1987 (42-20, 17-7 Big Eight) Head Coach Enos Semore

2/26	!at UNLV	W, 3-2
2/27	!New Mexico St.	W, 19-2
2/27	!Lewis-Clark St.	W, 12-10
2/28	!New Mexico St.	W, 7-2
3/1	!at UNLV	W, 9-4
3/3	Southeastern St.	W, 9-5
3/6	@St. Edward's	W, 8-7

3/7 at Texas L, 5-6
 3/9 at Texas W, 13-4
 3/10 #at Pan American W, 4-1
 3/12 #New Mexico St. L, 0-4
 3/13 #Central Michigan L, 1-2
 3/14 #Michigan W, 8-0
 3/19 North Texas W, 15-3
 3/19 North Texas W, 15-5
 3/20 Washington St. L, 14-16
 3/21 Washington St. L, 4-5
 3/22 Ft. Hays St. W, 12-2
 3/23 Dallas Baptist W, 13-12
 3/24 Dallas Baptist W, 13-4
 3/25 Kansas Wesleyan W, 17-7
 3/25 Ark.-Little Rock W, 11-7
 3/27 Ark.-Little Rock W, 21-5
 3/28 Oklahoma City W, 19-2
 3/28 Mankato St. W, 17-5
 4/1 at Oral Roberts L, 13-14
 4/4 *Kansas St. W, 13-6
 4/4 *Kansas St. W, 7-3
 4/5 *Kansas St. W, 11-0
 4/5 *Kansas St. W, 8-7
 4/8 Oral Roberts L, 9-10
 4/11 *at Nebraska L, 8-9
 4/11 *at Nebraska L, 2-3
 4/12 *at Nebraska L, 2-3
 4/12 *at Nebraska L, 6-10
 4/15 at Arkansas L, 11-12
 4/18 *Iowa St. W, 14-13
 4/18 *Iowa St. W, 6-1
 4/19 *Iowa St. W, 19-11
 4/19 *Iowa St. W, 8-7
 4/21 TCU L, 7-14
 4/22 TCU W, 6-5
 4/24 *at Missouri W, 5-3
 4/25 *at Missouri L, 2-3
 4/25 *at Missouri W, 11-8
 4/26 *at Missouri W, 12-2
 4/29 Emporia St. W, 14-8
 4/30 Emporia St. W, 8-2
 5/2 *Kansas W, 11-0
 5/2 *Kansas W, 9-2
 5/3 *Kansas W, 20-9
 5/3 *Kansas W, 16-5
 5/8 *at Oklahoma St. W, 8-4
 5/9 *at Oklahoma St. L, 7-23
 5/9 *at Oklahoma St. L, 2-14
 5/10 *at Oklahoma St. W, 15-8
 5/13 ^Nebraska W, 11-3
 5/14 ^Oklahoma St. W, 9-4
 5/16 ^Oklahoma St. L, 6-15
 5/17 ^Oklahoma St. L, 6-9
 5/21 +Sam Houston State L, 1-5
 5/22 +Texas L, 5-10

! - at Desert Classic (Las Vegas, Nev.); # - at Palm Valley Tournament (Edinburg, Texas); @ - neutral site; * - Big Eight Conference game; ^ - Big Eight Conference Tournament (Oklahoma City, Okla.); + - NCAA Central Regional (Austin, Texas)

1988 (45-21, 16-8 Big Eight)
Head Coach Enos Semore
NCAA West II Regional
 2/20 Kearney St. W, 8-6
 2/21 Kearney St. W, 14-9
 2/25 lvs. Georgia Tech W, 6-4
 2/26 lvs. TCU W, 7-2
 2/26 lat. UNLV L, 10-11
 2/27 lvs. Georgia Tech W, 3-2
 2/28 lat UNLV W, 13-5
 3/4 at Texas-Arlington L, 4-5
 3/5 at Texas-Arlington W, 5-3
 3/6 at Texas-Arlington L, 10-11
 3/7 #vs. New York Tech W, 9-7
 3/8 #vs. Pan American L, 0-3
 3/9 #vs. Arkansas St. W, 12-8
 3/10 #vs. Sam Houston St. W, 5-1
 3/11 at Texas L, 3-9
 3/12 at Texas L, 1-7
 3/14 New Mexico W, 6-2
 3/15 Stephen F. Austin W, 9-5
 3/15 New Mexico L, 2-11

3/16 North Texas W, 10-4
 3/18 at Oral Roberts L, 2-5
 3/19 Oral Roberts W, 7-6
 3/20 Oklahoma City W, 23-12
 3/24 Ark.-Little Rock W, 17-12
 3/25 Ark.-Little Rock W, 8-7
 3/25 Kent State W, 24-5
 3/27 North Dakota State W, 12-2
 3/27 North Dakota State W, 20-8
 3/27 Kent State W, 24-5
 3/28 Kent State W, 15-10
 4/4 Texas W, 11-8
 4/5 Texas L, 1-15
 4/8 *at Kansas St. W, 11-9
 4/9 *at Kansas St. L, 2-3
 4/9 *at Kansas St. W, 9-5
 4/10 *at Kansas St. W, 12-6
 4/12 Arkansas W, 11-3
 4/13 Dallas Baptist W, 13-2
 4/15 *Nebraska W, 7-3
 4/16 *Nebraska W, 2-1
 4/16 *Nebraska W, 6-5
 4/17 *Nebraska W, 10-5
 4/20 Missouri Southern W, 6-2
 4/23 *at Iowa St. W, 13-8
 4/23 *at Iowa St. L, 10-11
 4/24 *at Iowa St. L, 3-13
 4/24 *at Iowa St. W, 5-2
 4/29 *Missouri L, 2-3
 4/30 *Missouri W, 4-1
 4/30 *Missouri W, 19-7
 5/1 *Missouri W, 10-4
 5/6 *at Kansas W, 10-8
 5/7 *at Kansas L, 0-3
 5/7 *at Kansas W, 4-0
 5/8 *at Kansas L, 8-12
 5/13 \$*Oklahoma St. L, 2-15
 5/14 \$*Oklahoma St. L, 3-5
 5/14 \$*Oklahoma St. W, 9-8
 5/15 \$*Oklahoma St. W, 12-7
 5/18 ^vs. Missouri W, 12-6
 5/19 ^vs. Oklahoma St. L, 1-15
 5/20 ^vs. Missouri W, 7-2
 5/21 ^vs. Oklahoma St. W, 7-6
 5/22 ^vs. Oklahoma St. L, 5-9
 5/27 +vs. Pepperdine L, 1-10
 5/28 +vs. Arizona St. L, 6-13

! - at Desert Classic (Las Vegas, Nev.); # - at Pan American Tournament (Edinburg, Texas); * - Big Eight Conference game \$ - All Sports Stadium (Oklahoma City, Okla.); ^ - Big Eight Conference Tournament (Oklahoma City, Okla.); + - NCAA West II Regional (Tempe, Ariz.)

1989 (44-19, 18-6 Big Eight)
Head Coach Enos Semore
NCAA West I Regional
 2/24 !New Orleans W, 9-1
 2/25 !Tulane W, 17-13
 2/26 !Louisiana St. W, 9-7
 3/4 at South Florida L, 6-7
 3/5 at South Florida L, 3-5
 3/6 #vs. Temple W, 13-3
 3/8 #vs. Vanderbilt W, 5-2
 3/9 at Central Florida L, 8-9
 3/10 at Texas L, 5-6
 3/11 at Texas L, 9-13
 3/16 Stephen F. Austin W, 26-14
 3/16 Stephen F. Austin W, 14-6
 3/18 Centenary W, 10-8
 3/19 Centenary W, 9-8
 3/20 Augustana W, 10-5
 3/21 Northern Iowa W, 33-2
 3/24 at Oral Roberts L, 5-9
 3/25 Oral Roberts W, 18-11
 3/27 Hardin-Simmons W, 6-2
 3/28 Hardin-Simmons W, 9-8
 3/29 SW Missouri St. W, 11-4
 3/31 *Kansas St. W, 9-1
 4/1 *Kansas St. L, 1-12
 4/1 *Kansas St. W, 6-3
 4/2 *Kansas St. W, 12-3
 4/4 Texas-Arlington W, 19-7

4/5 Texas-Arlington W, 7-1
 4/8 *at Nebraska L, 4-10
 4/8 *at Nebraska W, 3-1
 4/9 *at Nebraska L, 2-3
 4/9 *at Nebraska W, 2-1
 4/11 Ark.-Little Rock W, 18-11
 4/12 Ark.-Little Rock W, 16-15
 4/14 *Iowa St. W, 7-4
 4/15 *Iowa St. W, 4-3
 4/15 *Iowa St. W, 6-5
 4/16 *Iowa St. W, 14-5
 4/17 Texas L, 9-10
 4/18 Texas L, 5-9
 4/20 at SW Missouri St. L, 3-19
 4/21 *at Missouri W, 7-3
 4/22 *at Missouri W, 17-3
 4/22 *at Missouri W, 5-2
 4/23 *at Missouri L, 2-5
 4/25 Oklahoma City W, 9-4
 4/26 at Arkansas W, 3-2
 4/28 *Kansas W, 15-4
 4/29 *Kansas W, 10-1
 4/29 *Kansas W, 6-5
 4/30 *Kansas W, 8-3
 5/5 *at Oklahoma St. W, 15-3
 5/6 *at Oklahoma St. W, 11-9
 5/6 *at Oklahoma St. L, 3-8
 5/7 *at Oklahoma St. L, 10-13
 5/12 Old Dominion W, 11-1
 5/13 Old Dominion W, 8-0
 5/14 Old Dominion W, 6-1
 5/16 ^vs. Missouri L, 8-10
 5/17 ^vs. Iowa St. W, 14-12
 5/18 ^vs. Missouri L, 6-8
 5/25 +vs. Loyola Marymount ... W, 5-2
 5/26 +vs. Long Beach St. L, 4-11
 5/27 +vs. Loyola Marymount ... L, 5-6

! - at Busch Classic (New Orleans, La.); # - Orlando, Fla.; * - Big Eight Conference game; ^ - Big Eight Conference Tournament (Oklahoma City, Okla.); + - NCAA West I Regional (Tucson, Ariz.)

1990 (31-26, 9-15 Big Eight)
Head Coach Stan Meek
 2/17 Northern Iowa W, 19-7
 2/18 Northern Iowa W, 10-7
 2/22 !Michigan W, 9-4
 2/22 lat UNLV L, 2-6
 2/23 !Illinois L, 5-8
 2/24 !Illinois L, 2-9
 2/25 !UNLV L, 4-12
 3/2 Kearney St. W, 13-3
 3/3 Kearney St. W, 8-2
 3/4 Arkansas St. W, 16-5
 3/9 at Texas L, 7-20
 3/10 at Texas L, 1-8
 3/12 #Arkansas St. W, 12-4
 3/12 #Texas-Pan American ... L, 6-7
 3/13 #Texas-Pan American ... W, 8-3
 3/14 #Arkansas St. W, 12-3
 3/15 #St. Francis W, 4-2
 3/16 #St. John's W, 4-1
 3/16 #Missouri Southern W, 5-2
 3/17 #Lafayette W, 13-9
 3/19 Stephen F. Austin W, 7-6
 3/19 Stephen F. Austin W, 4-3
 3/21 *Oklahoma St. W, 7-6
 3/26 Louisiana Tech W, 7-6
 3/30 *at Kansas St. L, 13-15
 3/31 *at Kansas St. L, 0-4
 3/31 *at Kansas St. L, 6-10
 4/1 *at Kansas St. L, 1-2
 4/3 Ark.-Little Rock W, 13-2
 4/4 Ark.-Little Rock W, 6-5
 4/6 *Nebraska L, 4-5
 4/7 *Nebraska W, 11-1
 4/7 *Nebraska L, 6-7
 4/8 *Nebraska W, 11-8
 4/9 Texas L, 10-15
 4/10 Texas L, 0-9
 4/12 Missouri Southern W, 6-4
 4/14 *at Iowa St. L, 1-5
 4/14 *at Iowa St. W, 7-6

4/15 *at Iowa St. W, 14-4
 4/15 *at Iowa St. L, 4-7
 4/17 Emporia St. W, 10-3
 4/21 *Missouri W, 6-5
 4/21 *Missouri L, 3-5
 4/22 *Missouri L, 5-6
 4/22 *Missouri W, 6-5
 4/24 Oklahoma City L, 4-8
 4/28 *at Kansas L, 1-6
 4/28 *at Kansas L, 4-7
 4/29 *at Kansas L, 10-15
 4/29 *at Kansas W, 9-6
 5/4 \$*Oklahoma St. W, 9-5
 5/5 \$*Oklahoma St. L, 3-6
 5/5 \$*Oklahoma St. L, 7-10
 5/12 California W, 9-5
 5/12 California W, 9-8
 5/13 California L, 14-16

! - at Desert Classic (Las Vegas, Nev.); # - at Citrus Tournament (Edinburg, Texas); * - Big Eight Conference game; \$ - All Sports Stadium (Oklahoma City, Okla.)

1991 (40-23, 13-11 Big Eight)
Head Coach Larry Cochell
NCAA South Regional
 2/16 Kearney St. W, 20-0
 2/17 Kearney St. W, 25-11
 2/18 Missouri Southern W, 10-4
 2/22 !Texas Tech L, 0-10
 2/23 !Wyoming W, 6-0
 2/23 !New Mexico St. W, 4-0
 2/24 !Texas Tech W, 7-3
 2/28 McNeese St. W, 6-3
 3/2 Rice W, 4-2
 3/3 Rice W, 4-3
 3/5 Eastern Michigan W, 19-5
 3/6 Eastern Michigan W, 5-4
 3/8 Texas L, 2-4
 3/9 Texas W, 4-3
 3/11 #Indiana W, 13-7
 3/14 #San Jose St. L, 1-8
 3/14 #Gonzaga W, 4-1
 3/15 #Santa Clara L, 6-7
 3/16 #Colorado St. W, 10-0
 3/20 Arkansas L, 2-11
 3/22 Creighton W, 17-12
 3/23 San Diego St W, 16-7
 3/24 San Diego St W, 6-5
 3/26 Lamar L, 7-8
 3/26 Lamar W, 17-8
 3/27 TCU W, 5-2
 3/29 *Kansas St. W, 8-2
 3/30 *Kansas St. L, 1-7
 3/30 *Kansas St. W, 8-7
 3/31 *Kansas St. W, 5-3
 4/5 *Iowa St. W, 13-12
 4/6 *Iowa St. W, 7-3
 4/6 *Iowa St. L, 11-12
 4/7 *Iowa St. W, 11-0
 4/9 Ark.-Little Rock W, 12-5
 4/10 Ark.-Little Rock W, 16-12
 4/12 *at Missouri W, 3-1
 4/13 *at Missouri L, 4-6
 4/13 *at Missouri L, 1-5
 4/14 *at Missouri L, 7-11
 4/16 SW Texas St. W, 12-8
 4/19 *Kansas L, 3-5
 4/20 *Kansas L, 2-4
 4/20 *Kansas W, 3-1
 4/21 *Kansas W, 11-10
 4/23 Central Oklahoma W, 15-10
 4/26 %*Oklahoma St. W, 10-8
 4/27 *at Oklahoma St. L, 7-15
 4/27 *at Oklahoma St. W, 6-4
 4/28 \$*Oklahoma St. L, 8-9
 4/30 TCU W, 9-5
 5/1 at Wichita St. L, 2-5
 5/11 *at Nebraska W, 8-5
 5/11 *at Nebraska L, 3-7
 5/12 *at Nebraska W, 16-3
 5/12 *at Nebraska L, 5-7
 5/13 at Creighton L, 2-5

ALL-TIME RESULTS



1994 National Champions

5/17	^vs. MissouriW, 9-3
5/18	^vs. Oklahoma St.L, 3-4
5/18	^vs. MissouriW, 5-0
5/19	^vs. Oklahoma St.L, 4-6
5/24	+South AlabamaL, 4-5
5/26	+Louisiana St.L, 3-4

! - at Sun City Classic (El Paso, Texas); # - at Spartan Classic (San Jose, Calif.); * - Big Eight Conference game; % - Driller Stadium (Tulsa, Okla.); \$ - All Sports Stadium (Oklahoma City, Okla.); ^ - Big Eight Conference Tournament (Oklahoma City, Okla.); + - NCAA South Regional (Baton Rouge, La.)

1992 (43-24, 17-7 Big Eight)

Head Coach Larry Cochell

NCAA Mideast Regional

NCAA COLLEGE WORLD SERIES

2/14	SW Oklahoma St.W, 10-4
2/15	Kearney St.W, 7-0
2/15	Kearney St.W, 11-4
2/16	Kearney St.W, 8-7
2/21	!WashingtonW, 19-10
2/22	!Michigan St.L, 7-8
2/22	!New Mexico St.L, 0-5
2/23	!New Mexico St.W, 10-9
2/28	Missouri SouthernW, 11-6
2/29	Eastern IllinoisW, 5-3
2/29	Eastern IllinoisW, 15-6
3/1	Eastern IllinoisW, 15-5
3/5	South Dakota St.W, 22-2
3/6	#at South AlabamaL, 5-7
3/7	#AuburnW, 6-3
3/8	#at South AlabamaW, 11-10
3/10	at TexasL, 2-3
3/11	at TexasL, 10-11
3/13	MississippiL, 8-11
3/14	at RiceW, 10-3
3/15	at RiceL, 3-4
3/17	SW Texas St.L, 4-7
3/18	SW Texas St.L, 9-15
3/20	Central MichiganW, 7-1
3/21	Central MichiganW, 10-3
3/21	Central MichiganW, 5-4
3/23	Central OklahomaW, 15-4
3/27	*at Kansas St.W, 5-0
3/28	*at Kansas St.W, 11-2
3/28	*at Kansas St.W, 7-2
3/29	*at Kansas St.L, 2-7
3/31	\$TexasL, 2-6
4/3	*at Iowa St.W, 14-1
4/4	*at Iowa St.L, 2-4
4/4	*at Iowa St.W, 8-0
4/5	*at Iowa St.W, 5-1
4/7	at TCUL, 5-8
4/10	*MissouriW, 8-4
4/11	*MissouriW, 11-7
4/11	*MissouriL, 4-6
4/12	*MissouriL, 4-5
4/14	at Wichita St.W, 3-2
4/17	*at KansasW, 10-4
4/18	*at KansasW, 6-0

1993 (31-24, 13-14 Big Eight)

Head Coach Larry Cochell

2/19	SW Okla. StateW, 9-4
2/20	Oklahoma CityW, 21-6
2/21	Oklahoma CityW, 9-4
2/23	at TCUL, 8-10
2/26	at McNeese St.L, 3-8
2/27	!Louisiana TechW, 2-0
2/27	!at McNeese St.W, 2-1
2/28	!LamarL, 2-6
3/4	Missouri SouthernL, 4-5
3/5	MichiganW, 10-4
3/6	MichiganW, 9-2
3/7	MichiganW, 18-9
3/9	at TexasL, 5-10
3/10	at TexasW, 11-8
3/13	*Iowa St.W, 5-3
3/14	*Iowa St.W, 20-9
3/14	*Iowa St.W, 18-8
3/16	TCUL, 3-5
3/17	TCUW, 16-6
3/19	*MissouriW, 5-4
3/20	*MissouriW, 11-5
3/23	at ArkansasL, 0-8
3/24	Emporia St.W, 11-8
3/26	Oregon St.W, 14-13
3/27	Oregon St.W, 20-9
3/27	SW Missouri St.W, 7-5
3/28	Oregon St.W, 10-9

4/2	*at MissouriL, 0-12
4/3	*at MissouriL, 6-9
4/4	*at MissouriW, 7-1
4/6	TexasW, 9-4
4/9	*KansasL, 9-15
4/10	*KansasW, 16-10
4/11	*KansasL, 10-12
4/13	*at KansasL, 2-4
4/16	*%Oklahoma St.W, 4-0
4/17	*\$Oklahoma St.L, 4-9
4/18	*\$Oklahoma St.L, 5-17
4/20	*Oklahoma St.L, 9-11
4/21	*at Oklahoma St.L, 10-12
4/23	HoustonL, 8-9
4/24	HoustonW, 14-13
4/28	*at Iowa St.W, 8-3
4/28	*at Iowa St.W, 4-2
5/8	*at NebraskaL, 4-7
5/8	*at NebraskaL, 8-9
5/9	*at NebraskaW, 2-0
5/12	*NebraskaL, 5-7
5/12	*NebraskaL, 1-9
5/14	*Kansas St.L, 11-14
5/15	*Kansas St.W, 17-3
5/16	*Kansas St.W, 9-8
5/20	^vs. KansasL, 0-4
5/21	^vs. Kansas St.W, 11-7
5/22	^vs. NebraskaL, 14-19

! - at Lake Area Classic (Lake Charles, La.); - Big Eight Conference game; % - Driller Stadium (Tulsa, Okla.); \$ - All Sports Stadium (Oklahoma City, Okla.); ^ - Big Eight Conference Tournament (Oklahoma City, Okla.)

1994 (50-17, 21-9 Big Eight)

Head Coach Larry Cochell

NCAA Central Regional

NATIONAL CHAMPIONS

2/5	Missouri SouthernW, 14-0
2/16	Missouri SouthernW, 9-1
2/20	Oklahoma CityW, 9-4
2/20	Oklahoma CityW, 14-1
2/22	at TCUW, 12-11
2/25	!Georgia TechW, 8-6
2/26	!at Cal St. FullertonL, 1-4
2/27	!San DiegoW, 10-9
3/4	at TexasW, 5-4
3/5	at TexasL, 4-6
3/7	#Sam Houston St.W, 13-7
3/7	at HoustonW, 7-3
3/8	#CreightonW, 8-0
3/9	at HoustonL, 3-8
3/11	*Iowa St.W, 6-1
3/12	*Iowa St.W, 9-3
3/13	MississippiW, 6-5
3/14	MississippiL, 9-13
3/16	Emporia St.W, 12-3
3/19	*KansasL, 4-14
3/20	*KansasL, 7-9
3/22	South AlabamaW, 12-11
3/23	South AlabamaW, 14-7
3/25	*at KansasL, 4-6
3/26	*at KansasL, 1-2
3/27	*at KansasW, 9-7
3/29	*Kansas St.W, 6-1
3/30	*Kansas St.W, 6-0
4/1	Texas TechL, 3-6
4/2	Texas TechW, 10-8
4/4	TCUW, 8-7
4/6	ArkansasW, 11-2
4/9	*at Iowa St.W, 8-6
4/9	*at Iowa St.W, 18-6
4/10	*at Iowa St.W, 12-3
4/13	*at MissouriW, 7-4
4/13	*at MissouriW, 5-4
4/15	*%Oklahoma St.L, 3-4
4/16	*\$Oklahoma St.L, 4-11
4/17	*\$Oklahoma St.W, 8-2
4/19	*Oklahoma St.W, 4-2
4/20	*at Oklahoma St.L, 5-10
4/22	*at Kansas St.W, 7-3
4/23	*at Kansas St.L, 14-16
4/24	*at KansasW, 21-7

4/26	at Wichita St.L, 1-4
5/7	*NebraskaW, 3-1
5/7	*NebraskaW, 7-5
5/8	*NebraskaW, 13-9
5/10	*at NebraskaL, 6-7
5/11	*at NebraskaW, 4-0
5/14	*MissouriW, 7-6
5/15	*MissouriW, 4-1
5/16	*MissouriW, 7-6
5/19	^vs. NebraskaL, 2-3
5/20	^vs. MissouriW, 15-2
5/21	^vs. Iowa St.W, 5-3
5/22	^vs. NebraskaW, 21-4
5/22	^vs. Oklahoma St.L, 3-6
5/27	+Arkansas St.W, 10-3
5/28	+StanfordW, 10-4
5/29	+TexasW, 15-4
5/30	+TexasW, 6-3
6/4	&AuburnW, 5-4
6/5	&Arizona St.W, 4-3
6/9	&Arizona St.W, 6-1
6/11	&Georgia TechW, 13-5

! - Anaheim Hilton Classic (Fullerton, Calif.); # - at Houston, Texas; * - Big Eight Conference game; % - Driller Stadium (Tulsa, Okla.); \$ - All Sports Stadium (Oklahoma City, Okla.); ^ - Big Eight Conference Tournament (Oklahoma City, Okla.); + - NCAA Central Regional (Austin, Texas); & - NCAA College World Series (Omaha, Neb.)

1995 (42-16, 21-7 Big Eight)

Head Coach Larry Cochell

NCAA Midwest II Regional

NCAA COLLEGE WORLD SERIES

2/4	Missouri SouthernW, 12-4
2/18	Oklahoma CityW, 8-7
2/19	Oklahoma CityW, 15-3
2/21	at TCUW, 8-4
2/23	Emporia St.W, 8-1
2/25	at Texas TechL, 4-5
2/26	at Texas TechW, 16-4
3/5	at MississippiW, 6-5
3/8	*NebraskaW, 3-2
3/8	*NebraskaW, 7-5
3/9	EvansvilleW, 14-13
3/11	at TexasL, 2-4
3/12	at TexasL, 1-3
3/14	at Arizona St.L, 2-6
3/15	at Arizona St.L, 2-8
3/17	*Iowa St.W, 9-7
3/18	*Iowa St.W, 11-1
3/19	*Iowa St.L, 8-9
3/22	*MissouriW, 8-7
3/22	*MissouriW, 15-3
3/24	*KansasW, 12-1
3/26	*KansasL, 5-7
3/26	*KansasW, 21-8
3/28	*at KansasL, 5-6
3/29	*at KansasW, 7-1
3/31	BaylorW, 5-3
4/1	BaylorW, 8-3
4/2	BaylorW, 23-0
4/4	*at Kansas St.L, 1-7
4/5	*at Kansas St.L, 9-14
4/7	*Kansas St.W, 6-1
4/8	*Kansas St.W, 10-7
4/9	*Kansas St.W, 7-3
4/14	*at MissouriW, 8-0
4/15	*at MissouriW, 13-7
4/16	*at MissouriW, 5-1
4/18	at Oral RobertsW, 9-3
4/19	Missouri SouthernW, 1-0
4/21	HoustonW, 4-3
4/25	*Oklahoma St.W, 5-4
4/26	*at Oklahoma St.L, 8-12
4/28	*%Oklahoma St.W, 7-6
4/29	*\$Oklahoma St.W, 4-1
4/30	*\$Oklahoma St.W, 12-4
5/2	TCUW, 4-1
5/3	TCUW, 11-4
5/4	TexasW, 3-2
5/13	*at NebraskaL, 8-9
5/14	*at NebraskaW, 11-9

5/15	*at Nebraska	W, 12-10
5/18	^vs. Kansas	L, 1-2
5/19	^vs. Oklahoma St.	L, 7-9
5/25	+Indiana St.	W, 9-6
5/27	+Texas	W, 13-9
5/27	+Auburn	W, 9-8
5/28	+Auburn	W, 3-1
6/2	&Florida St.	L, 2-3
6/4	&USC	L, 4-9

* - Big Eight game; % - Driller Stadium (Tulsa, Okla.); \$ - All Sports Stadium (Oklahoma City); ^ - Big Eight Tournament (Oklahoma City); + - NCAA Midwest Regional II (Oklahoma City); & - NCAA College World Series (Omaha, Neb.).

1996 (32-25, 15-14 Big Eight)

Head Coach Larry Cochell

2/10	Missouri Southern	W, 13-7
2/11	Emporia St.	W, 3-0
2/13	Oklahoma Baptist	W, 12-10
2/17	Oklahoma City	W, 4-1
2/18	Oklahoma City	W, 25-11
2/20	at TCU	L, 9-10
2/23	!USC	L, 4-8
2/24	!at CS Fullerton	L, 5-11
2/27	at Arkansas	L, 8-9
3/1	*Nebraska	W, 18-11
3/2	*Nebraska	W, 10-5
3/3	*Nebraska	W, 17-16
3/5	*Kansas	W, 10-7
3/9	at Texas	L, 2-11
3/9	#Maine	W, 6-4
3/10	at Texas	L, 7-10
3/11	at Baylor	W, 23-18
3/12	at Baylor	W, 16-5
3/14	*Iowa St.	L, 6-10
3/15	Michigan	W, 14-2
3/16	Michigan	W, 7-4
3/17	Michigan	W, 13-8
3/20	Oral Roberts	L, 2-8
3/22	*at Kansas	W, 4-3
3/23	*at Kansas	W, 11-0
3/24	*at Kansas	L, 9-10
3/26	*Kansas St.	W, 13-12
3/29	Houston	W, 7-6
3/30	Houston	L, 3-9
3/31	Houston	W, 7-6
4/3	*at Nebraska	W, 24-7
4/4	*at Nebraska	L, 2-8
4/6	*at Iowa St.	W, 11-10
4/6	*at Iowa St.	W, 4-3
4/7	*at Iowa St.	L, 5-8
4/12	%*Oklahoma St.	W, 7-5
4/13	\$*Oklahoma St.	L, 3-11
4/14	\$*Oklahoma St.	L, 1-7
4/16	*Oklahoma St.	L, 4-14
4/17	*at Oklahoma St.	L, 11-12
4/19	*at Kansas St.	W, 12-10
4/21	*at Kansas St.	L, 2-8
4/21	*at Kansas St.	L, 3-7

4/23	at Oral Roberts	L, 3-5
4/24	Arizona State	W, 12-11
4/26	TCU	L, 5-9
4/27	TCU	L, 9-21
4/28	at TCU	W, 7-6
4/30	Texas	W, 10-6
5/1	*Missouri	L, 2-17
5/1	*Missouri	W, 8-2
5/4	Oklahoma City	W, 7-6
5/11	*at Missouri	L, 4-7
5/12	*at Missouri	W, 8-5
5/16	^vs. Iowa State	W, 14-4
5/17	^vs. Oklahoma St.	L, 11-16
5/18	^vs. Missouri	L, 11-20

! - at Anaheim Hilton & Towers Classic (Fullerton, Calif.); # - Disch-Falk Field (Austin, Texas); * - Big Eight Conference game; % - Driller Stadium (Tulsa, Okla.); \$ - All Sports Stadium (Oklahoma City, Okla.); ^ - Big Eight Conference Tournament (Oklahoma City, Okla.).

1997 (39-20, 18-11 Big 12)

Head Coach Larry Cochell

BIG 12 TOURNAMENT CHAMPIONS

NCAA South I Regional

2/10	Oklahoma Baptist	W, 5-3
2/11	SW Oklahoma St.	W, 9-5
2/15	Oklahoma City	L, 8-18
2/16	Oklahoma City	W, 11-1
2/18	Emporia St.	W, 18-6
2/21	!at Houston	L, 4-5
2/22	!SW Texas St.	W, 9-6
2/23	!Central Florida	W, 6-4
3/1	#BYU	L, 13-21
3/1	#Eastern Michigan	L, 9-12
3/2	#at Arizona St.	L, 3-6
3/4	Missouri Southern	W, 20-2
3/7	*Iowa St.	W, 7-4
3/8	*Iowa St.	W, 8-1
3/9	*Iowa St.	L, 4-7
3/11	at TCU	W, 6-5
3/15	*Kansas	W, 7-6
3/15	*Kansas	W, 11-5
3/16	*Kansas	W, 13-12
3/18	Eastern Illinois	W, 9-2
3/19	Eastern Illinois	W, 9-7
3/21	*Texas A&M	L, 7-8
3/22	*Texas A&M	L, 4-5
3/23	*Texas A&M	W, 12-11
3/25	Howard	W, 19-5
3/25	Oregon St.	L, 2-10
3/26	Oregon St.	W, 14-2
3/28	*at Texas	W, 6-2
3/29	*at Texas	W, 9-4
3/30	*at Texas	L, 3-4
4/1	Ark.-Little Rock	W, 14-7
4/2	Texas-Arlington	W, 14-5
4/5	at Oral Roberts	W, 9-8
4/12	%*Kansas St.	W, 10-7
4/13	%*Kansas St.	W, 5-3
4/13	%*Kansas St.	W, 10-1

4/15	Arizona St.	W, 13-4
4/18	*Nebraska	W, 11-3
4/19	*Nebraska	W, 11-8
4/20	*Nebraska	W, 11-9
4/23	*at Missouri	W, 7-1
4/23	*at Missouri	L, 3-4
4/26	*Texas Tech	W, 5-4
4/27	*Texas Tech	L, 1-6
4/27	*Texas Tech	L, 6-18
4/29	TCU	W, 11-8
5/2	*at Baylor	W, 6-5
5/3	*at Baylor	L, 8-12
5/4	*at Baylor	L, 6-7
5/10	%*Oklahoma St.	W, 9-5
5/11	\$*Oklahoma St.	L, 15-17
5/12	\$*Oklahoma St.	L, 11-18
5/15	^*vs. Texas A&M	L, 3-11
5/16	^*vs. Texas Tech	W, 5-3
5/17	^*vs. Missouri	W, 16-7
5/18	^*vs. Oklahoma St.	W, 10-5
5/18	^*vs. Texas Tech	W, 19-17
5/22	+Long Beach St.	L, 0-1
5/23	+Louisiana St.	L, 3-14

! - Marriott West Loop Houston Invitational (Houston, Texas); # - Fiesta Bowl Diamond Classic (Tempe, Ariz.); * - Big 12.

1998 (42-20, 17-11 Big 12)

Head Coach Larry Cochell

NCAA Atlantic II Regional

2/7	Missouri Southern	W, 20-7
2/8	Missouri Southern	W, 19-7
2/11	Oklahoma Baptist	W, 21-6
2/14	Oklahoma City	W, 14-6
2/15	Oklahoma City	W, 15-2
2/17	Emporia St.	W, 19-0
2/20	!at Houston	W, 5-4
2/21	!vs. Central Florida	W, 5-3
2/22	!vs. Kansas	W, 9-1
2/24	at Texas-Arlington	W, 7-5
2/27	*(20) Baylor	W, 19-7
2/28	*(20) Baylor	W, 11-6
3/1	*(20) Baylor	L, 9-10
3/6	*vs. Iowa St.	W, 8-4
3/10	at (7) Arizona St.	L, 6-7
3/11	at (7) Arizona St.	W, 9-5
3/13	Michigan	W, 21-11
3/14	Oral Roberts	L, 5-9
3/17	at TCU	W, 7-6
3/20	*at (16) Texas A&M	L, 3-7
3/21	*at (16) Texas A&M	L, 5-8
3/22	*at (16) Texas A&M	W, 5-4
3/24	Howard	W, 21-0
3/25	Howard	L, 8-12
3/28	*at Kansas	W, 13-4
3/28	*at Kansas	L, 11-20
3/29	*at Kansas	W, 14-11
3/31	TCU	W, 8-7
4/1	at Oral Roberts	W, 4-2
4/3	McNeese St.	W, 9-5
4/4	McNeese St.	W, 14-13
4/5	McNeese St.	W, 12-8
4/7	SW Texas St.	L, 4-11
4/8	SW Texas St.	W, 7-6
4/10	*Kansas St.	W, 9-1
4/11	*Kansas St.	W, 24-9
4/12	*Kansas St.	W, 10-0
4/14	(11) Arizona St.	L, 6-10
4/17	*at Nebraska	L, 2-13
4/18	*at Nebraska	L, 6-9
4/19	*at Nebraska	L, 12-13
4/21	*Missouri	W, 9-7
4/21	*Missouri	L, 6-14
4/22	*Missouri	W, 14-3
4/24	*at (21) Texas Tech	W, 15-1
4/25	*at (21) Texas Tech	L, 11-15
4/26	*at (21) Texas Tech	L, 8-11
4/28	Texas-Arlington	W, 13-12
5/1	%*vs. (16) Okla. St.	W, 5-4
5/2	\$* vs. (16) Okla. St.	L, 3-10
5/3	\$* vs. (16) Okla. St.	W, 5-4
5/8	*Texas	W, 9-4
5/9	*Texas	W, 14-6
5/10	*Texas	W, 10-2

5/14	^vs. (19) Texas Tech	L, 1-15
5/15	^vs. (11) Texas A&M	W, 10-4
5/16	^vs. (22) Okla. St.	W, 9-4
5/17	^vs. (19) Texas Tech	L, 3-4
5/21	+vs. Delaware	W, 6-3
5/22	+vs. Rutgers	W, 9-7
5/23	+vs. (10) Florida St.	L, 2-23
5/24	+vs. (8) Auburn	L, 8-9

! - Marriott West Loop Houston Invitational (Houston, Texas); * - Big 12 Conference game; % - Driller Stadium (Tulsa, Okla.); \$ - All Sports Stadium (Oklahoma City, Okla.); ^ - Big 12 Conference Tournament (Oklahoma City, Okla.); + - NCAA Atlantic II Regional (Tallahassee, Fla.); () - denotes national ranking

1999 (30-29, 12-18 Big 12)

Head Coach Larry Cochell

1/29	!vs. Maryland	W, 10-9
1/30	!vs. (2) Georgia Tech	W, 12-0
1/31	!vs. Virginia	L, 4-12
2/7	Emporia St.	W, 10-3
2/8	Oklahoma Baptist	W, 15-5
2/9	Central Oklahoma	W, 9-8
2/13	Oklahoma City	W, 6-4
2/14	Oklahoma City	L, 13-14
2/19	#at (24) Houston	W, 6-1
2/20	#*vs. Baylor	L, 3-7
2/21	#vs. Vanderbilt	L, 2-7
2/23	at TCU	W, 14-12
2/26	@vs. Arkansas St.	L, 6-12
2/27	@vs. Oral Roberts	L, 6-8
2/28	@at Texas-Arlington	W, 9-6
3/2	TCU	W, 6-3
3/5	*Nebraska	L, 4-5 (11)
3/6	*Nebraska	W, 12-10
3/7	*Nebraska	L, 3-12
3/13	at (17) Arizona St.	W, 7-6
3/14	at (17) Arizona St.	L, 0-11
3/16	Sam Houston St.	W, 17-6
3/17	Sam Houston St.	W, 10-9
3/19	<* at Kansas St.	L, 2-7
3/20	<*at Kansas St.	W, 14-1
3/21	<*at Kansas St.	W, 11-4
3/24	\$vs. (4) Stanford	L, 1-5
3/26	*Kansas	W, 9-3
3/27	*Kansas	W, 10-6(10)
3/28	*Kansas	L, 5-10 (11)
3/30	Arkansas-Little Rock	L, 8-13
4/2	*at (13) Texas	L, 2-12
4/3	*at (13) Texas	L, 1-6
4/4	*at (13) Texas	L, 1-4
4/6	at Oral Roberts	W, 5-4
4/9	*(12) Texas Tech	L, 10-11
4/10	*(12) Texas Tech	L, 3-8
4/11	*(12) Texas Tech	L, 1-4
4/13	SW Texas State	W, 16-3
4/16	*at Missouri	W, 4-2
4/17	*at Missouri	L, 2-4
4/18	*at Missouri	L, 2-5
4/23	*at (7) Baylor	L, 12-16
4/24	*at (7) Baylor	L, 2-3
4/25	*at (7) Baylor	W, 15-11
4/28	\$vs. (22) Arizona St.	W, 3-2 (11)
4/30	%*Oklahoma St.	W, 4-3
5/1	\$*Oklahoma St.	L, 6-9
5/2	\$*Oklahoma St.	L, 5-6
5/7	*Iowa St.	W, 4-3
5/8	*Iowa St.	W, 12-5
5/9	*Iowa St.	W, 16-9
5/11	\$*Oklahoma St.	W, 10-9
5/14	*(1) Texas A&M	L, 3-9
5/15	*(1) Texas A&M	W, 13-12
5/16	*(1) Texas A&M	L, 5-9
5/19	^vs. (1) Texas A&M	W, 10-5
5/20	^vs. Nebraska	L, 7-14
5/21	^vs. (1) Texas A&M	L, 3-10

! - ACC-Disney Baseball Bash (Orlando, Fla.); # - Houston Tourney (Houston, Texas); @ - UTA Tourney (Arlington, Texas); * - Big 12 game; < - at St. Joseph, Mo.; ^ - Conference Tournament (Oklahoma City); % - Drillers Stadium (Tulsa,); \$ - Bricktown Ballpark (OKC); () - national ranking



1997 Big 12 Tournament Champions

ALL-TIME RESULTS

2000 (41-23, 20-10 Big 12)

Head Coach Larry Cochell

NCAA Oklahoma City Regional

2/5	Oklahoma Baptist W, 9-4
2/6	Central Oklahoma W, 8-1
2/9	Missouri Southern W, 7-1
2/12	Oklahoma City L, 3-5
2/13	Oklahoma City L, 3-5
2/18	lvs. Sam Houston St. W, 9-8
2/19	lat (10) Houston W, 3-1
2/20	lvs. Oral Roberts W, 15-2
2/25	at (25) La.-Lafayette L, 3-8
2/26	at (25) La.-Lafayette L, 1-4
2/27	at (25) La.-Lafayette L, 2-3
2/29	at Texas-Arlington W, 11-8
3/3	*Kansas State W, 6-4
3/4	*Kansas State W, 4-1
3/5	*Kansas State W, 11-7
3/8	Texas-Arlington W, 11-3
3/10	at (15) Arizona St. L, 5-11
3/11	at (15) Arizona St. L, 5-6
3/12	at (15) Arizona St. W, 5-4
3/14	Murray State L, 6-11
3/15	Murray State W, 7-1
3/17	*at Nebraska L, 1-10
3/19	*at Nebraska L, 0-12
3/19	*at Nebraska W, 4-3
3/21	at Oral Roberts W, 4-1
3/24	*(21) Baylor L, 3-15
3/25	*(21) Baylor L, 3-6
3/26	*(21) Baylor W, 12-6
3/28	\$(11) Cal St. Fullerton W, 4-3
3/31	*(3) Texas L, 5-6
4/2	*(3) Texas L, 5-18
4/2	*(3) Texas W, 11-7
4/4	TCU W, 16-13
4/4	TCU W, 5-2
4/7	*at Texas A&M W, 3-1
4/8	*at Texas A&M W, 5-2
4/9	*at Texas A&M W, 5-1
4/11	(10) Houston W, 5-2
4/14	*at Kansas W, 6-5
4/15	*at Kansas W, 4-2
4/16	*at Kansas L, 4-10
4/18	McNeese State W, 15-5
4/19	McNeese State W, 12-9
4/21	%vs. Oklahoma St. W, 5-3
4/22	\$\$vs. Oklahoma St. W, 3-1
4/23	\$\$vs. Oklahoma St. W, 7-5
4/25	\$(3)Arizona State L, 6-20
4/28	*at Texas Tech W, 7-4
4/29	*at Texas Tech L, 7-8
4/30	*at Texas Tech L, 14-15
5/6	*Missouri W, 11-3
5/7	*Missouri W, 11-7
5/8	*Missouri W, 9-4
5/12	*at Iowa St. W, 12-11
5/13	*at Iowa St. L, 11-12
5/14	*at Iowa St. W, 5-3
5/17	^vs. Oklahoma St. W, 9-8
5/18	^vs. Missouri W, 12-6
5/20	^vs. (7) Nebraska L, 1-3
5/20	^vs. (7) Nebraska L, 1-6
5/26	+vs. (30) ORU W, 6-5
5/27	+vs. (22) UCLA L, 5-10
5/27	+vs. (30) Oral Roberts W, 9-7
5/28	+vs. (22) UCLA L, 3-11

! - Hilton Plaza Houston Tournament (Houston, Texas); * - Big 12 Conference game; ^ - Big 12 Conference Tournament (Oklahoma City, Okla.); % - Driller Stadium (Tulsa, Okla.); \$ - Southwestern Bell Bricktown Ballpark (Oklahoma City, Okla.); + - NCAA Oklahoma City Regional () - denotes national ranking

2001 (25-33-1, 13-16-1 Big 12)

Head Coach Larry Cochell

2/3	Oklahoma City W, 4-3 (11)
2/4	Oklahoma City L, 4-7
2/5	Oklahoma Baptist W, 13-6
2/10	at (25) Alabama L, 8-10
2/10	at (25) Alabama L, 0-5
2/11	at (25) Alabama L, 5-6

2/16	lat San Diego St. L, 8-9
2/17	lvs. San Diego L, 2-14
2/18	lvs. Oregon St. L, 8-10
2/20	at TCU L, 1-6
2/24	*Kansas W, 10-9
2/25	*Kansas W, 4-3
2/25	*Kansas W, 10-4
3/2	Northwestern L, 0-4
3/3	Northwestern W, 8-2
3/4	Northwestern W, 17-6
3/6	Creighton L, 12-14
3/7	Creighton L, 3-9
3/9	*Texas A&M L, 9-11
3/10	*Texas A&M W, 10-7
3/11	*Texas A&M L, 2-3
3/13	at Oral Roberts L, 4-11
3/16	*at (16) Baylor L, 3-5
3/17	*at (16) Baylor W, 3-2
3/18	*at (16) Baylor L, 3-5
3/21	at Texas-Arlington W, 7-2
3/23	*at (25) Texas L, 4-11
3/24	*at (25) Texas L, 1-8
3/25	*at (25) Texas L, 2-5
3/30	*(8) Nebraska L, 1-7
3/31	*(8) Nebraska L, 5-10
4/1	*(8) Nebraska L, 4-14 (7)
4/3	TCU W, 9-5
4/6	*at Missouri W, 6-0
4/7	*at Missouri W, 13-9
4/8	*at Missouri W, 9-6
4/10	Arkansas L, 4-5
4/14	*at Kansas St. L, 3-5
4/14	*at Kansas St. L, 2-5
4/15	*at Kansas St. W, 6-2
4/18	\$(14) ASU L, 3-5 (11)
4/20	*(30) Texas Tech L, 3-9
4/21	*(30) Texas Tech W, 6-5
4/22	*(30) Texas Tech T, 7-7
4/24	%vs. Oral Roberts L, 2-3
4/27	Centenary W, 5-0
4/28	Centenary W, 7-1
4/29	Centenary W, 16-7
5/2	Texas-Arlington W, 10-6
5/5	*Iowa St. W, 8-5
5/5	*Iowa St. W, 7-5
5/6	*Iowa St. W, 4-2
5/11	%vs. Okla. St. L, 1-11(8)
5/12	\$\$vs. Oklahoma St. L, 3-6
5/13	\$\$vs. Oklahoma St. L, 5-13
5/16	^vs. (21) Texas Tech L, 5-17
5/17	^vs. Texas W, 9-7
5/18	^vs. (21) Texas Tech W, 4-3
5/19	^vs. Texas A&M L, 10-10

! - San Diego Baseball Classic (San Diego, Calif.);

* - Big 12 game; ^ - Big 12 Conference Tournament

(Oklahoma City); % - Driller Stadium (Tulsa, Okla.); \$ - Southwestern Bell Bricktown Ballpark

(Oklahoma City); () - denotes national ranking.

2002 (35-27, 15-12 Big 12)

Head Coach Larry Cochell

NCAA Wichita State Regional

2/8	Ark.-Little Rock W, 10-4
2/9	Ark.-Little Rock W, 16-6
2/10	Ark.-Little Rock L, 2-4
2/15	SE Missouri St. W, 5-4 (10)
2/16	SE Missouri St. W, 10-1
2/17	SE Missouri St. W, 18-5
2/22	Lamar L, 4-8
2/23	Lamar W, 10-1
2/24	Lamar W, 12-8
3/2	at UC-Riverside W, 5-1
3/2	at UC-Riverside L, 6-8
3/3	at UC-Riverside L, 7-9
3/8	*Missouri W, 10-9(12)
3/9	*Missouri W, 9-8
3/10	*Missouri W, 16-10
3/12	Arkansas W, 7-1
3/13	Western Illinois W, 18-8
3/15	at (11) Arizona St. W, 6-3
3/16	at (11) Arizona St. L, 4-6
3/17	at (11) Arizona St. W, 7-5

3/22	*at (17) Texas A&M L, 4-5
3/23	*at (17) Texas A&M W, 9-8
3/24	*at (17) Texas A&M L, 2-11
3/26	\$(5) Alabama L, 3-17
3/29	*(12) Baylor L, 4-5
3/31	*(12) Baylor W, 4-1
3/31	*(12) Baylor W, 6-5 (11)
4/2	at Texas-Arlington L, 5-15
4/5	*at (12) Nebraska W, 5-4
4/6	*at (12) Nebraska L, 6-7
4/7	*at (12) Nebraska L, 2-12 (7)
4/9	at Arkansas L, 6-9
4/12	*(9) Texas W, 6-5
4/14	*(9) Texas L, 2-8
4/14	*(9) Texas L, 1-8
4/16	TCU W, 7-3
4/17	Texas-Arlington L, 5-10
4/19	at Oral Roberts W, 6-2
4/20	Oral Roberts W, 6-5
4/21	Oral Roberts W, 7-5
4/24	\$(17) Arizona St. L, 5-7
4/27	*at Texas Tech L, 3-9
4/27	*at Texas Tech L, 4-9
4/28	*at Texas Tech L, 5-10
4/30	McNeese St. W, 7-2
5/1	McNeese St. W, 4-2
5/3	*Kansas St. W, 15-10
5/4	*Kansas St. W, 6-4
5/5	*Kansas St. W, 11-0 (8)
5/10	*at Kansas W, 8-3
5/11	*at Kansas L, 1-4
5/12	*at Kansas W, 6-3
5/13	at (9) Wichita St. L, 1-5
5/16	%vs. Okla. St. L, 7-11(14)
5/17	\$(16) Oklahoma St. W, 5-2
5/18	\$(16) Oklahoma St. W, 8-6
5/22	^vs. Oklahoma St. W, 11-3
5/23	^vs. Texas A&M W, 9-1
5/25	^vs. (4) Texas L, 1-2
5/25	^vs. (4) Texas L, 5-8
5/31	+at Arkansas L, 5-8
6/1	+vs. (12) Wichita St. L, 4-8

* - Big 12 Conference game; ^ - Phillips 66 Big 12

Conference Tournament (Arlington, Texas);

% - Driller Stadium (Tulsa, Okla.); \$ - Southwestern

Bell Bricktown Ballpark (Oklahoma City, Okla.);

+ - NCAA Wichita State Regional (Wichita, Kan.);

() - denotes national ranking.

2003 (23-31, 10-17 Big 12)

Head Coach Larry Cochell

2/14	Texas-San Antonio W, 9-5
2/15	Texas-San Antonio L, 1-4
2/22	Sam Houston St. W, 8-2
2/22	Sam Houston St. W, 8-4
2/28	lvs SW Missouri St. W, 7-3
3/1	lvs. (22) Ohio St. W, 5-1
3/2	lat Lamar L, 3-7
3/4	TCU W, 13-6
3/7	Michigan L, 12-16
3/8	Michigan W, 5-2
3/9	Michigan W, 5-4
3/11	Southern Illinois W, 10-2
3/12	Southern Illinois W, 20-4
3/14	at (1) Arizona St. W, 6-5
3/15	at (1) Arizona St. L, 3-10
3/16	at (1) Arizona St. L, 2-10
3/19	at Texas-Arlington L, 7-10
3/21	*at (8) Baylor L, 5-6
3/22	*at (8) Baylor L, 3-4
3/23	*at (8) Baylor L, 3-10
3/25	at TCU L, 3-4 (11)
3/28	*(16) Nebraska L, 1-5
3/29	*(16) Nebraska L, 6-8
3/30	*(16) Nebraska L, 2-5
4/1	Wichita St. W, 5-4
4/4	*(19) Texas A&M W, 3-1
4/5	*(19) Texas A&M L, 5-6 (10)
4/6	*(19) Texas A&M L, 3-12
4/8	Oral Roberts L, 1-5
4/11	*at (9) Texas L, 3-8
4/12	*at (9) Texas L, 2-10
4/13	*at (9) Texas L, 4-5 (10)

4/15	at (30) Wichita State L, 5-9
4/18	*Kansas L, 4-11
4/19	*Kansas W, 10-8
4/20	*Kansas L, 6-16 (8)
4/22	Oral Roberts L, 2-3
4/25	*(20) Oklahoma St. L, 3-8
4/26	\$(20) Oklahoma St. W, 7-4
4/27	\$(20) Oklahoma St. W, 6-5
4/30	\$(4) Arizona St. L, 4-9
5/2	*Texas Tech W, 4-1
5/3	*Texas Tech W, 6-1
5/4	*Texas Tech W, 5-4
5/9	*at Kansas St. L, 2-8
5/10	*at Kansas St. W, 10-8
5/11	*at Kansas St. W, 22-6
5/13	Texas-Arlington L, 9-11
5/16	*at Missouri L, 1-6
5/17	*at Missouri L, 6-7
5/18	*at Missouri W, 7-0
5/21	^vs. (8) Texas A&M L, 2-11
5/22	^vs. Oklahoma St. W, 4-2
5/23	^vs. (9) Texas L, 4-5

! - Lamar Tournament of Champions

(Beaumont, Texas); * - Big 12 Conference game;

^ - Phillips 66 Big 12 Conference Tournament (SBC

Bricktown Ballpark-Oklahoma City); % - Driller

Stadium (Tulsa, Okla.); \$ - SBC Bricktown Ballpark

(Oklahoma City); () - denotes national ranking.

2004 (38-24, 19-8 Big 12)

Head Coach Larry Cochell

NCAA Oklahoma City Regional

2/13	lvs. Gonzaga L, 5-15
2/14	lvs. CS Northridge W, 4-2
2/15	lvs. (7) Arizona St. W, 6-0
2/21	SE Missouri St. (1) W, 7-1
2/21	SE Missouri St. (2) W, 11-5
2/22	SE Missouri St. W, 10-2
2/27	#at (13) Fullerton W, 5-1(10)
2/28	#vs. USC W, 9-6
2/29	#vs. (3) Georgia Tech W, 6-2
3/2	at Texas-Arlington L, 4-5
3/5	UC-Riverside W, 4-3
3/6	UC-Riverside L, 3-10
3/7	UC-Riverside W, 5-1
3/10	Texas-Arlington L, 12-18
3/12	Creighton L, 2-3
3/13	Creighton W, 6-1
3/14	Creighton L, 7-9
3/16	at TCU L, 3-6
3/19	*(1) Texas L, 1-3
3/20	*(1) Texas W, 3-2
3/21	*(1) Texas L, 4-5
3/23	at Oral Roberts L, 4-6
3/26	*Baylor W, 5-4
3/27	*Baylor W, 12-11
3/28	*Baylor W, 5-4
3/31	(25) Oral Roberts W, 5-4
4/2	*at Kansas W, 8-2
4/3	*at Kansas W, 5-4
4/4	*at Kansas W, 5-2
4/6	Dallas Baptist L, 5-7
4/9	*Missouri W, 3-2
4/10	*Missouri W, 8-5
4/11	*Missouri W, 4-3
4/13	Air Force W, 16-2
4/14	Western Illinois L, 4-5
4/16	*at (13) Texas A&M L, 8-11
4/17	*at (13) Texas A&M W, 8-7
4/18	*at (13) Texas A&M W, 9-5
4/20	TCU L, 4-5
4/23	*at Texas Tech W, 10-4
4/24	*at Texas Tech L, 4-14
4/25	*at Texas Tech L, 5-6 (10)
4/27	Ark.-Little Rock W, 7-5
4/29	%vs. OSU L, 5-8
5/1	\$(16) OSU (1) L, 5-6
5/1	\$(16) OSU (2) W, 4-1
5/7	*Kansas St. W, 21-6
5/8	*Kansas St. W, 11-3
5/9	*Kansas St. W, 12-3
5/11	(24) Wichita St. W, 7-3
5/15	Texas-Pan American W, 12-2

5/16 Texas-Pan American W, 8-7
 5/18 at Wichita St. L, 7-8
 5/21 *at Nebraska W, 6-4
 5/22 *at Nebraska L, 0-1
 5/23 *at Nebraska W, 2-0
 5/26 ^vs. Missouri L, 5-9
 5/27 ^vs. (22) Texas Tech W, 3-1
 5/28 ^vs. Baylor L, 4-14 (7)
 6/4 +vs. UCLA L, 1-9
 6/5 +vs. C. Conn. St. W, 6-1
 6/5 +vs. UCLA L, 7-17

! - Coca-Cola Classic Spring Tournament (Surprise, Ariz.); # - Kia Klassic (Fullerton, Calif.); * - Big 12 Conference game; ^ - Phillips 66 Big 12 Conference Tournament (Ameriquet Field - Arlington, Texas); % - Driller Stadium (Tulsa, Okla.); \$ - SBC Bricktown Ballpark (Oklahoma City); + - NCAA Oklahoma City Regional (SBC Bricktown Ballpark - Oklahoma City); () - denotes national ranking.

2005 (35-26, 14-13 Big 12)

Head Coaches:

Larry Cochell (23-20)

Sunny Golloway (12-6)

NCAA Oxford Regional

2/12 Gonzaga% L, 5-8
 2/12 (12) Arizona State% L, 5-7
 2/13 South Alabama% W, 4-1
 2/19 Eastern Illinois W, 19-3
 2/20 Eastern Illinois W, 10-7
 2/21 Eastern Illinois W, 6-1
 2/26 Western Illinois W, 6-4
 2/27 Western Illinois W, 1-2
 3/28 Western Illinois W, 13-7
 3/4 UCLA& W, 7-2
 3/5 (4) CS Fullerton% L, 0-7
 3/6 Nevada& L, 10-14
 3/8 Arkansas Pine Bluff W, 21-8
 3/9 Arkansas Pine Bluff W, 20-0
 3/11 N'western St. L, 10-13(12)
 3/12 Northwestern State W, 15-8
 3/13 Northwestern State W, 7-6
 3/18 at Arizona State L, 4-5
 3/19 at Arizona State L, 1-5
 3/20 at Arizona State L, 5-6
 3/22 at (22) TCU W, 5-4
 3/24 (14) *Texas A&M L, 5-7 (10)
 3/25 (14) *Texas A&M W, 2-0
 3/25 (14) *Texas A&M W, 3-2
 3/29 Dallas Baptist W, 7-5
 4/1 *at (15) Baylor L, 3-5
 4/2 *at (15) Baylor W, 5-2
 4/3 *at (15) Baylor L, 2-6
 4/8 *Kansas W, 7-5
 4/9 *Kansas W, 11-9
 4/10 *Kansas L, 3-9
 4/12 (30) TCU W, 20-10
 4/15 *at (1) Texas L, 0-2 (10)
 4/16 *at (1) Texas L, 0-4
 4/17 *at (1) Texas L, 7-11
 4/19 Texas-Arlington W, 11-6
 4/22 *at (17) Missouri W, 2-1 (10)
 4/23 *at (17) Missouri L, 6-10
 4/24 *at (17) Missouri L, 4-6
 4/26 *at (30) Wichita State L, 5-7
 4/28 *(5) Nebraska W, 5-1
 4/29 *(5) Nebraska L, 1-8
 4/30 *(5) Nebraska L, 1-7
 5/3 Wichita State W, 5-4
 5/6 *at Kansas State L, 5-8
 5/7 *at Kansas State W, 10-8 (11)
 5/8 *at Kansas State W, 6-5 (10)
 5/13 **Oklahoma St. L, 1-3
 5/14 *#Oklahoma St. W, 4-3
 5/15 *#Oklahoma St. W, 5-4 (11)
 5/17 N. Colorado L, 16-5
 5/17 N. Colorado W, 4-2
 5/20 *Texas Tech W, 6-3
 5/21 *Texas Tech W, 3-1
 5/22 *Texas Tech W, 14-11
 5/25 \$(17) Missouri L, 7-8
 5/26 \$(4) Nebraska L, 3-6
 6/3 + (29) Southern Miss W, 5-4

6/4 + (9) Mississippi L, 3-7
 6/5 +Maine W, 11-10
 6/5 + (9) Mississippi L, 5-20
 % - Coca-Cola Classic Spring Tournament (Surprise, Ariz.); & - Kia Klassic (Fullerton, Calif.); * - Big 12 Conference game; ^ - game played at Driller's Stadium (Tulsa, Okla.); # - game played at SBC Bricktown Ballpark (Oklahoma City); \$ - Phillips 66 Big 12 Tournament (Oklahoma City); + - NCAA Oxford Regional (Oxford, Miss.); () - denotes national ranking.

2006 (45-22, 17-10 Big 12)

Head Coach: Sunny Golloway

NCAA Norman Regional

NCAA Houston Super Regional

2/3 ^Texas State W, 7-6
 2/4 ^Texas-Pan Amer. W, 16-3
 2/5 ^Lamar L, 9-21
 2/10 Western Illinois W, 13-4
 2/11 Western Illinois W, 14-0
 2/12 Western Illinois W, 9-1
 2/17 %(5) Rice L, 2-8
 2/18 %Lamar W, 11-4
 2/19 %(19)Long Beach St. W, 2-1
 2/24 Memphis+ L, 1-2
 2/25 +Indiana State W, 6-3
 2/26 +(22) Notre Dame W, 4-3
 2/28 (24) Wichita State L, 2-12
 3/3 UC Riverside W, 1-0 (10)
 3/4 UC Riverside W, 7-4
 3/5 UC Riverside W, 7-6
 3/7 at TCU W, 10-5
 3/10 Centenary W, 17-6
 3/11 Centenary W, 12-0
 3/12 Centenary W, 7-6
 3/14 at Texas-Arlington W, 8-0
 3/17 at (11) Arizona State L, 7-8
 3/18 at (11) Arizona State W, 15-8
 3/24 *(22) Baylor L, 5-6
 3/25 *(22) Baylor W, 5-2
 3/26 *(22) Baylor W, 11-10
 3/28 Dallas Baptist L, 3-9
 3/31 *(11) Texas L, 0-2
 4/1 *(11) Texas L, 4-9
 4/2 *(11) Texas W, 12-7
 4/4 Texas-Arlington W, 4-3
 4/7 *at Texas A&M L, 1-3
 4/8 *at Texas A&M W, 1-0 (11)
 4/9 *at Texas A&M W, 6-3
 4/11 (16) TCU W, 12-11
 4/14 *Missouri W, 6-4
 4/15 *Missouri W, 8-6
 4/16 *Missouri W, 7-6
 4/18 (1) Rice W, 15-3
 4/21 *at Texas Tech W, 5-2
 4/22 *at Texas Tech W, 6-5
 4/23 *at Texas Tech W, 8-2
 4/24 New Mexico W, 18-9
 4/29 *at (30) Kansas W, 11-9 (10)
 4/29 *at (30) Kansas W, 17-2
 4/30 *at (30) Kansas L, 5-7
 5/2 at (23) Wichita State L, 5-9
 5/6 *Kansas State L, 2-3
 5/6 *Kansas State W, 16-6 (7)
 5/7 *Kansas State W, 7-6
 5/12 *(8) Oklahoma St. L, 2-4
 5/13 *@ (8) Oklahoma St. L, 0-7
 5/14 *@ (8) Oklahoma St. L, 0-4
 5/19 *at (11) Nebraska W, 3-2
 5/20 *at (11) Nebraska L, 4-10
 5/21 *at (11) Nebraska W, 6-2
 5/24 #Kansas L, 2-7
 5/26 #Missouri L, 0-11 (7)
 5/27 # (12) Okla. St. W, 21-6 (7)
 6/2 &TCU W, 5-6
 6/3 &Houston W, 8-6
 6/4 &TCU W, 15-6
 6/4 &Wichita State W, 12-7
 6/5 &Wichita State W, 7-6
 6/10 \$(1) Rice L, 4-10
 6/11 \$(1) Rice W, 11-5
 6/12 \$(1) Rice L, 5-9

* - Big 12 game; ^ - UTPA Classic (Edinburg, Texas); % - Rice Tourney (Houston, Texas); + - Service Academy Classic (Millington, Tenn.); ! - Driller's Stadium (Tulsa, Okla.); @ - Bricktown Ballpark (Oklahoma City); \$ - NCAA Houston Super Regional, # - Big 12 Champ. (OKC); & - NCAA Norman Regional, () - denotes national ranking.

2007 (34-24, 11-16 Big 12)

Head Coach: Sunny Golloway

2/2 ^Texas State L, 3-8
 2/3 ^Texas-Pan American L, 0-2
 2/4 ^Texas-Pan American W, 6-5
 2/9 %(4) South Carolina L, 2-13
 2/10 %UNC-Wilmington W, 10-5
 2/11 %Western Kentucky L, 5-11
 2/23 Western Illinois W, 1-0
 2/24 Western Illinois W, 24-4
 2/25 Western Illinois W, 7-6
 2/28 (11) Wichita State W, 5-4
 3/2 (20) UC Riverside W, 14-5
 3/3 (20) UC Riverside W, 11-5
 3/4 (20) UC Riverside W, 2-1
 3/6 Creighton W, 4-2
 3/7 Creighton W, 8-2
 3/9 +San Diego State W, 4-1
 3/10 +(22) San Diego W, 6-4
 3/11 +Michigan L, 5-8
 3/13 Texas-Pan American W, 4-1
 3/14 Texas-Pan American W, 20-4
 3/16 Michigan State L, 3-4
 3/17 Michigan State W, 7-2
 3/18 Michigan State W, 5-0
 3/20 Dallas Baptist@ W, 9-7
 3/23 *(8) Texas A&M L, 3-7
 3/24 *(8) Texas A&M W, 9-3
 3/25 *(8) Texas A&M W, 8-7 (11)
 3/30 *(9) Texas W, 3-4
 3/31 *(9) Texas L, 1-3
 4/1 *(9) Texas W, 5-2
 4/3 (28) TCU W, 13-5
 4/5 *at Baylor L, 2-4
 4/6 *at Baylor W, 5-4
 4/7 *at Baylor L, 2-5
 4/11 Dallas Baptist W, 2-1
 4/13 *Nebraska W, 3-0
 4/14 *Nebraska L, 4-6
 4/15 *Nebraska L, 5-12
 4/17 (27) at TCU L, 4-11
 4/20 *at Kansas State L, 6-10
 4/21 *at Kansas State W, 20-9
 4/22 *at Kansas State W, 12-4
 4/27 *Kansas W, 8-0
 4/28 *Kansas L, 3-6
 4/29 *Kansas L, 4-9
 5/4 *(17) Oklahoma St. L, 7-8
 5/5 *@ (17) Oklahoma St. L, 2-10
 5/6 *@ (17) Oklahoma St. L, 7-8
 5/11 *at (21) Missouri L, 3-13
 5/12 *at (21) Missouri W, 5-0
 5/13 *at (21) Missouri L, 8-10
 5/14 Stephen F. Austin W, 10-6
 5/18 *Texas Tech W, 6-5
 5/19 *Texas Tech W, 8-7 (10)
 5/20 *Texas Tech L, 5-15 (7)
 5/23 # (11) Missouri W, 7-2
 5/25 # (12) Oklahoma St. W, 9-8
 5/26 #Baylor W, 10-6
 * - Big 12 game; ^ - UTPA Classic (Edinburg, Texas); % - Hughes Brothers Challenge (Wilmington, N.C.); + - Tony Gwynn Classic (San Diego, Calif.); @ - played at Dr. Pepper Ballpark (Frisco, Texas); ! - played at Driller's Stadium (Tulsa, Okla.); @ - played at Bricktown Ballpark (Oklahoma City); # - Big 12 Championship (Oklahoma City)

2/27 Arkansas Pine Bluff W, 9-3
 2/29 % vs (9) Rice L, 2-7
 3/1 % vs Houston W, 8-5 (10)
 3/2 % vs Tennessee W, 2-0
 3/4 North Dakota State W, 15-3
 3/5 North Dakota State W, 13-0
 3/5 North Dakota State W, 9-3
 3/7 Western Illinois W, 12-2
 3/8 Western Illinois W, 11-6
 3/8 Western Illinois W, 7-4
 3/9 Western Illinois W, 7-4
 3/11 & vs Dallas Baptist W, 3-1
 3/12 & vs Northern Illinois W, 11-5
 3/14 Washington State L, 3-5
 3/15 Washington State L, 3-4
 3/15 Washington State L, 5-8 (8)
 3/16 Washington State W, 14-2
 3/18 at South Florida W, 6-1
 3/19 at South Florida W, 7-5
 3/21 *at (22) Nebraska L, 2-4
 3/22 *at (22) Nebraska L, 3-4
 3/23 *at (22) Nebraska T, 8-8 (11)
 3/25 Texas Arlington W, 6-5
 3/28 *(20) Baylor W, 11-2
 3/29 *(20) Baylor W, 3-2 (10)
 3/30 *(20) Baylor L, 3-7
 4/1 Dallas Baptist W, 8-4
 4/4 *(14) Texas L, 7-10
 4/5 *(14) Texas W, 5-3
 4/6 *(14) Texas L, 7-13
 4/11 *at (11) Texas A&M L, 7-8
 4/12 *at (11) Texas A&M L, 3-10
 4/13 *at (11) Texas A&M L, 2-12
 4/15 at TCU W, 5-4 (12)
 4/16 Southern Nazarene W, 15-3
 4/18 *(11) Missouri L, 4-9
 4/19 *(11) Missouri L, 5-6 (10)
 4/20 *(11) Missouri W, 22-4
 4/22 TCU W, 11-6
 4/23 Southern Nazarene L, 4-8
 4/25 *at Texas Tech W, 12-7
 4/26 *at Texas Tech L, 2-6
 4/27 *at Texas Tech W, 3-2
 4/30 (8) Wichita St. W, 12-11 (10)
 5/2 *at Kansas L, 15-17
 5/3 *at Kansas L, 10-13
 5/4 *at Kansas L, 4-9
 5/9 *Kansas State L, 4-6
 5/10 *Kansas State W, 10-5
 5/11 *Kansas State W, 10-2
 5/16 !*(8) Oklahoma State L, 1-7
 5/17 @*(8) Oklahoma State L, 1-11
 5/18 @*(8) Oklahoma State W, 10-4
 5/21 # (9) Texas A&M W, 4-1
 5/22 # (9) Missouri W, 4-3
 5/24 # (24) Texas L, 10-11
 5/30 + vs (22) Vanderbilt W, 8-5
 5/31 + vs (4) Arizona State L, 3-15
 6/1 + vs (22) Vanderbilt W, 11-10
 6/1 + vs (4) Arizona State L, 0-12
 * - Big 12 game; % - Houston College Classic (Houston, Texas); & - game played at Dr. Pepper Ballpark (Frisco, Texas); ! - game played at Driller's Stadium (Tulsa, Okla.); @ - game played at SBC Bricktown Ballpark (Oklahoma City); # - Big 12 Championship (Oklahoma City); + - NCAA Tempe Regional

2009 (43-20, 17-10 Big 12)

Head Coach: Sunny Golloway

NCAA Norman Regional

2/20 Western Illinois W, 17-2
 2/21 Western Illinois W, 6-1
 2/21 Western Illinois W, 15-4
 2/22 Western Illinois W, 21-9
 2/24 at (11) San Diego W, 11-2
 2/25 at (11) San Diego L, 7-10
 2/27 at Washington State L, 2-9
 2/28 at Wash. St. W, 9-7 (11)
 2/28 at Washington State W, 12-3
 3/1 at Washington State L, 6-10
 3/3 AR-Little Rock W, 11-7
 3/3 AR-Little Rock W, 16-6
 3/6 UCLA W, 6-5

2008 (36-26-1, 9-17-1 Big 12)

Head Coach: Sunny Golloway

NCAA Tempe Regional

2/23 at (1) UCLA L, 5-7
 2/23 at (1) UCLA W, 3-2 (12)
 2/26 Arkansas Pine Bluff W, 8-2

ALL-TIME RESULTS

3/7	UCLA.....	W, 7-6
3/8	UCLA.....	W, 6-4
3/9	California.....	W, 9-6
3/10	Houston Baptist.....	W, 10-1
3/10	Houston Baptist.....	W, 6-0
3/13	%vs Bethune Cookman.....	W, 5-4 (10)
3/14	% at South Florida.....	W, 10-1
3/15	% vs Eastern Illinois.....	L, 6-8
3/17	at (14) TCU.....	W, 8-7
3/20	*at (26) Kansas State.....	L, 1-9
3/21	*at (26) Kansas State.....	W, 12-11
3/22	*at (26) Kansas State.....	W, 29-4
3/24	Central Arkansas.....	W, 12-6
3/29	*Nebraska.....	W, 12-9
3/29	*Nebraska.....	L, 9-11
3/30	*Nebraska.....	W, 16-6
4/3	*at Missouri.....	W, 2-1
4/4	*at Missouri.....	W, 7-4
4/5	*at Missouri.....	L, 4-5
4/8	at Wichita State.....	W, 15-0
4/10	*Texas Tech.....	W, 6-0
4/11	*Texas Tech.....	W, 4-0
4/11	*Texas Tech.....	L, 1-5
4/14	(16) TCU.....	W, 7-5
4/18	*at (10) Texas.....	L, 3-7
4/18	*at (10) Texas.....	L, 2-6
4/19	*at (10) Texas.....	L, 5-8
4/22	Wichita State.....	W, 8-1
4/24	*at (9) Baylor.....	W, 4-2
4/25	*at (9) Baylor.....	W, 12-4
4/26	*at (9) Baylor.....	W, 11-8
4/28	at (7) Arkansas.....	L, 7-8 (10)
5/1	*Kansas.....	L, 4-5
5/2	*Kansas.....	L, 5-9
5/3	*Kansas.....	W, 10-9 (10)
5/4	Southern Utah.....	W, 14-5
5/5	at UT Arlington.....	L, 5-8
5/8	!*Oklahoma State.....	W, 5-2
5/9	@*Oklahoma State.....	W, 7-5
5/9	@*Oklahoma State.....	L, 1-5
5/15	* (16) Texas A&M.....	W, 6-5
5/16	* (16) Texas A&M.....	W, 9-0
5/17	* (16) Texas A&M.....	W, 6-5
5/20	# vs Texas Tech.....	W, 5-2
5/22	# vs (22) Texas A&M.....	L, 15-17
5/23	# vs (15) Missouri.....	L, 4-5
5/29	+ vs Wichita State.....	W, 4-4
5/30	+ vs (21) Arkansas.....	L, 6-17
5/31	+ vs (24) Wash. St.....	W, 7-2
5/31	+ vs (21) Arkansas.....	L, 0-11

* - Big 12 game; % - USF Classic (Tampa, Fla.); ! - game played at Driller's Stadium (Tulsa, Okla.); @ - game played at AT&T Bricktown Ballpark (Oklahoma City); # - Big 12 Championship (Oklahoma City); + - NCAA Norman Regional

2010 (50-18, 15-10 Big 12) Head Coach: Sunny Golloway NCAA Norman Regional NCAA Charlottesville Super Regional NCAA COLLEGE WORLD SERIES

2/19	at San Diego State.....	W, 7-4
2/20	at San Diego State.....	W, 17-5
2/20	at San Diego State.....	W, 9-5
2/21	at San Diego State.....	W, 5-2
2/26	\$ vs Valparaiso.....	W, 12-9
2/27	\$ at Jacksonville.....	L, 3-4
2/28	\$ vs Richmond.....	W, 11-3
3/2	UT-Arlington.....	W, 4-3
3/4	% South Florida.....	W, 5-4
3/5	% Western Illinois.....	W, 12-1
3/6	% South Florida.....	W, 4-3
3/7	% Stephen F. Austin.....	W, 5-4
3/9	at Dallas Baptist.....	W, 8-4
3/10	Houston Baptist.....	W, 9-1
3/12	& vs Miss. State.....	W, 16-5
3/13	& vs Texas A&M-CC.....	W, 11-2
3/14	& vs (10) UCLA.....	L, 2-5
3/16	Massachusetts.....	W, 4-2
3/17	Massachusetts.....	W, 8-4
3/19	*Baylor.....	W, 7-6
3/26	*at Nebraska.....	W, 10-2
3/27	*at Nebraska.....	W, 4-1
3/28	*at Nebraska.....	L, 0-10

3/30	Arkansas Pine Bluff.....	W, 26-3
3/31	Arkansas Pine Bluff.....	W, 16-1
4/1	*(7) Texas.....	L, 0-5
4/2	*(7) Texas.....	L, 0-2
4/3	*(7) Texas.....	L, 3-9
4/6	at (11) TCU.....	W, 4-2
4/9	*Missouri.....	W, 6-4
4/10	*Missouri.....	W, 10-4
4/11	*Missouri.....	L, 11-12
4/13	*at Oklahoma State.....	L, 6-7
4/17	*at Texas Tech.....	W, 12-1
4/17	*at Texas Tech.....	L, 3-7
4/18	*at Texas Tech.....	L, 3-8
4/20	(11) TCU.....	W, 8-3
4/23	*at Texas A&M.....	L, 2-6
4/24	*at Texas A&M.....	W, 6-5
4/25	*at Texas A&M.....	W, 10-2
4/27	Dallas Baptist.....	W, 14-0
4/30	*(20) Kansas State.....	W, 14-3
5/1	*(20) Kansas State.....	L, 9-14
5/2	*(20) Kansas State.....	W, 15-11
5/4	Ark-Little Rock.....	W, 14-5
5/7	*! vs Oklahoma State.....	W, 7-6
5/8	*@ vs Oklahoma State.....	L, 3-4
5/9	*@ vs Oklahoma State.....	W, 6-0
5/14	Memphis.....	L, 3-4
5/15	Memphis.....	W, 14-6
5/16	Memphis.....	W, 9-2
5/18	(14) Arkansas.....	W, 5-2
5/19	Texas Southern.....	W, 13-1
5/21	* at Kansas.....	W, 14-4
5/22	* at Kansas.....	W, 8-7
5/23	* at Kansas.....	W, 9-6
5/26	# Kansas.....	W, 3-2
5/28	# Baylor.....	L, 3-8
5/29	# (25) Kansas State.....	W, 13-2(8)
6/4	+ Oral Roberts.....	W, 7-6 (10)
6/5	+ North Carolina.....	W, 7-6 (10)
6/6	+ North Carolina.....	W, 3-2
6/12	^ at (1) Virginia.....	L, 2-3
6/13	^ at (1) Virginia.....	W, 10-7
6/14	^ at (1) Virginia.....	W, 11-0
6/20	? (5) South Carolina.....	W, 4-3
6/22	? (8) Clemson.....	L, 4-6
6/24	? (5) South Carolina.....	L, 2-3 (12)

2011 (41-19, 14-11 Big 12) Head Coach: Sunny Golloway NCAA Fort Worth Regional

2/18	William & Mary.....	W, 7-1
2/19	William & Mary.....	W, 9-6
2/19	William & Mary.....	W, 13-4
2/20	William & Mary.....	W, 13-1
2/22	Arkansas Pine Bluff.....	W, 27-7
2/23	Arkansas Pine Bluff.....	W, 12-1
2/25	Oakland.....	W, 7-5
2/26	Oakland.....	W, 12-6
2/27	Oakland.....	W, 19-6
3/1	at UT-Arlington.....	W, 4-3
3/3	\$ at San Diego State.....	W, 4-0
3/4	\$ at San Diego.....	W, 7-1
3/5	% vs. California.....	W, 5-3
3/6	\$ at San Diego State.....	W, 13-5
3/11	Ark-Little Rock.....	W, 11-4
3/12	Ark-Little Rock.....	W, 2-1
3/13	Ark-Little Rock.....	L, 0-7
3/15	at (8) Arizona State.....	L, 2-6
3/16	at (8) Arizona State.....	L, 4-6
3/18	*(11) Texas A&M.....	W, 1-0
3/19	*(11) Texas A&M.....	L, 1-11
3/20	*(11) Texas A&M.....	L, 2-5
3/25	*at Missouri.....	W, 3-1
3/25	*at Missouri.....	L, 1-2
3/27	St. Gregory's.....	W, 21-3
4/1	*Texas Tech.....	W, 10-1
4/2	*Texas Tech.....	W, 11-1

* - Big 12 game; \$ - Jacksonville (Fla.) Invitational; & - Whataburger Classic (Corpus Christi, Texas); % - Sooner Classic (Norman, Okla.); ! - game played at OneOK Field (Tulsa, Okla.); @ - game played at Bricktown Ballpark (Oklahoma City); # - Big 12 Championship (Oklahoma City); + - NCAA Norman Regional; * - Charlottesville Super Regional (Charlottesville, Va.); ? - College World Series (Omaha, Neb.)



2010 College World Series squad.

4/3	*Texas Tech.....	W, 8-5
4/5	*(23) Oklahoma State.....	W, 8-3
4/8	*at Kansas State.....	L, 0-2
4/9	*at Kansas State.....	W, 14-3
4/10	*at Kansas State.....	L, 2-6
4/12	(9) TCU.....	W, 13-6
4/15	*! vs (18)Oklahoma State.....	L, 7-8
4/16	*@ vs (18)Oklahoma State.....	W, 7-5
4/17	*@ vs (18)Oklahoma State.....	L, 10-11
4/19	Dallas Baptist.....	L, 2-3
4/20	Bacone.....	W, 5-2
4/22	*Nebraska.....	W, 9-2
4/23	*Nebraska.....	W, 4-1
4/26	at (7) TCU.....	W, 7-4
4/29	*at (4) Texas.....	L, 0-5
4/30	*at (4) Texas.....	L, 3-4
5/1	*at (4) Texas.....	W, 5-2
5/4	at Ark-Little Rock.....	W, 7-3
5/6	*Kansas.....	W, 12-1
5/7	*Kansas.....	W, 11-4
5/8	*Kansas.....	W, 11-7
5/13	New Mexico.....	W, 6-2
5/14	New Mexico.....	W, 8-3
5/14	New Mexico.....	W, 8-3
5/15	New Mexico.....	W, 6-2
5/19	at Baylor.....	L, 2-4
5/20	at Baylor.....	W, 5-4
5/21	at Baylor.....	L, 2-3
5/25	# vs Kansas State.....	L, 3-4
5/26	# vs Texas Tech.....	W, 3-1
5/27	# vs Kansas State.....	L, 3-4
6/3	+ vs Dallas Baptist.....	L, 2-3
6/4	+ vs Oral Roberts.....	L, 0-7

* - Big 12 game; \$ - USD Tournament (San Diego, Calif.); ! - game played at OneOK Field (Tulsa, Okla.); @ - game played at AT&T Bricktown Ballpark (Oklahoma City); # - Big 12 Championship (Oklahoma City); + - NCAA Fort Worth Regional (Fort Worth, Texas)

2012 (42-25, 13-10 Big 12) Head Coach: Sunny Golloway NCAA Charlottesville Regional NCAA Columbia Super Regional

2/17	at Pepperdine.....	W, 4-3
2/18	at Pepperdine.....	L, 0-10
2/19	at Pepperdine.....	L, 6-7
2/24	Hartford.....	W, 9-6
2/25	Hartford.....	W, 10-5
2/26	Hartford.....	W, 8-3
2/29	UT-Arlington.....	L, 3-10
3/2	at New Mexico.....	W, 7-6(10)
3/3	at New Mexico.....	W, 10-5
3/4	at New Mexico.....	W, 4-0
3/6	Arkansas Pine Bluff.....	W, 9-4
3/7	Arkansas Pine Bluff.....	W, 5-4
3/9	\$ vs Connecticut.....	L, 7-8
3/10	\$ vs West Virginia.....	W, 5-2
3/10	\$ at (9) Oregon.....	W, 3-2
3/11	\$ at (22) Oregon State.....	L, 7-11
3/13	at Dallas Baptist.....	L, 6-7
3/16	*Texas.....	L, 6-7 (12)
3/17	*Texas.....	L, 5-9
3/18	*Texas.....	L, 4-9
3/20	Air Force.....	W, 8-5
3/20	Air Force.....	W, 6-2
3/23	*at Texas Tech.....	L, 1-6
3/24	*at Texas Tech.....	W, 5-3
3/25	*at Texas Tech.....	W, 8-2
3/27	Oral Roberts.....	W, 5-2
3/30	*Kansas State.....	W, 5-1
3/31	*Kansas State.....	L, 7-8
4/1	*Kansas State.....	W, 4-3
4/5	*at (4) Texas A&M.....	L, 3-4 (12)
4/6	*at (4) Texas A&M.....	L, 2-5
4/7	*at (4) Texas A&M.....	L, 3-5
4/10	(9) Arkansas.....	W, 4-0
4/13	*Missouri.....	W, 6-5 (10)
4/14	*Missouri.....	W, 8-4
4/15	*Missouri.....	W, 5-4
4/17	at Oral Roberts.....	W, 6-3
4/20	Alabama State.....	W, 5-0
4/21	Alabama State.....	W, 2-1
4/22	Alabama State.....	W, 7-0
4/24	at Oklahoma State.....	L, 1-6
4/25	Dallas Baptist.....	L, 2-8
4/27	*at Kansas.....	W, 4-1
4/28	*at Kansas.....	W, 8-2
4/30	Mid America.....	W, 11-0
5/1	at (27) TCU.....	L, 3-4
5/4	*! at (25)Oklahoma State.....	L, 0-3
5/5	*@ at (25)Oklahoma State.....	W, 8-4
5/6	*@ at (25)Oklahoma State.....	L, 2-3
5/12	*(2) Baylor.....	W, 1-0 (10)
5/12	*(2) Baylor.....	W, 2-1
5/13	*(2) Baylor.....	W, 12-6
5/15	(20) TCU.....	L, 0-1
5/17	Samford.....	L, 2-4
5/18	Samford.....	W, 6-2
5/19	Samford.....	W, 13-3
5/23	# vs Oklahoma State.....	W, 1-0
5/24	# vs (3) Baylor.....	W, 3-2
5/26	# vs (3) Baylor.....	W, 7-2
5/27	# vs Missouri.....	L, 7-8
6/2	+ vs Appalachian State.....	L, 4-5
6/3	+ vs Army.....	W, 2-1 (10)
6/3	+ vs. (15) Virginia.....	W, 5-4
6/4	+ vs Appalachian State.....	W, 14-6
6/4	+ vs Appalachian State.....	W, 5-2
6/9	^ at (2) South Carolina.....	L, 0-5
6/10	^ at (2) South Carolina.....	L, 1-5

* - Big 12 game; \$ - Nike Showcase (Eugene, Ore./Corvallis, Ore.); ! - game played at OneOK Field (Tulsa, Okla.); @ - game played at AT&T Bricktown Ballpark (Oklahoma City); # - Big 12 Championship (Oklahoma City); + - NCAA Charlottesville Regional (Charlottesville, Va.); * - NCAA Columbia Super Regional (Columbia, S.C.)

2013 (43-21, 13-11 Big 12)

Head Coach: Sunny Golloway

NCAA Blacksburg Regional

NCAA Baton Rouge Super Regional

2/15	Hofstra.....	W, 10-4
2/16	Hofstra.....	W, 3-2
2/16	Hofstra.....	W, 11-10(11)
2/17	Hofstra.....	W, 7-4
2/19	AR Pine Bluff.....	W, 4-2
2/19	AR Pine Bluff.....	W, 11-1(8)
2/22	\$ Iowa.....	W, 3-1
2/23	\$TX A&M Corpus Christi.....	W, 4-2
2/24	\$ New Mexico.....	W, 10-8
3/1	(29) Pepperdine.....	W, 10-7
3/2	(29) Pepperdine.....	L, 2-7
3/3	(29) Pepperdine.....	W, 8-1
3/5	at UT Arlington.....	L, 1-6
3/8	at USC.....	L, 3-5
3/9	at (12) UCLA.....	W, 4-0
3/10	% vs (22) Notre Dame.....	L, 5-6
3/12	New Mexico State.....	W, 8-0
3/13	New Mexico State.....	W, 3-2
3/15	Northwestern State.....	W, 1-0
3/16	Northwestern State.....	W, 7-2
3/17	Northwestern State.....	W, 8-3
3/19	Oral Roberts.....	W, 9-8(15)
3/20	Oral Roberts.....	W, 15-8
3/22	* TCU.....	W, 3-2(12)
3/23	* TCU.....	W, 3-1
3/24	* TCU.....	W, 4-3(10)
3/26	at Oral Roberts.....	W, 3-1
3/28	* Kansas.....	W, 12-1
3/29	* Kansas.....	W, 2-1(10)
3/30	* Kansas.....	L, 8-10
4/5	* at Texas.....	W, 2-1
4/6	* at Texas.....	L, 0-1
4/7	* at Texas.....	W, 4-2
4/12	* at Baylor.....	L, 1-2
4/13	* at Baylor.....	W, 3-1
4/14	* at Baylor.....	L, 10-12
4/16	Ark-Little Rock.....	L, 2-5
4/16	Ark-Little Rock.....	L, 3-4
4/19	New Orleans.....	W, 10-0
4/20	New Orleans.....	W, 14-5
4/21	New Orleans.....	W, 14-3
4/26	* Texas Tech.....	W, 8-0
4/27	* Texas Tech.....	W, 6-2
4/28	* Texas Tech.....	L, 3-9
4/30	at Dallas Baptist.....	L, 0-2
5/3	* at West Virginia.....	W, 4-3(10)
5/4	* at West Virginia.....	L, 3-9
5/5	* at West Virginia.....	L, 6-9
5/10	* (19) Oklahoma State.....	L, 3-4
5/11	*@ (19) Oklahoma State.....	L, 3-4
5/12	*@ (19) Oklahoma State.....	W, 5-4
5/14	Dallas Baptist.....	L, 4-6
5/17	* at (18) Kansas State.....	L, 5-6
5/18	* at (18) Kansas State.....	L, 2-5
5/19	* at (18) Kansas State.....	W, 7-3
5/23	# vs Baylor.....	W, 2-0
5/24	# vs Texas Tech.....	W, 8-0
5/25	# vs (15) Kansas State.....	W, 7-6(11)
5/26	# vs Kansas.....	W, 7-2
5/31	+ vs Coastal Carolina.....	W, 7-3
6/1	+ vs. Connecticut.....	W, 5-3(12)
6/2	+ vs. (16) Virginia Tech.....	W, 10-4
6/7	^ at (1) LSU.....	L, 0-2
6/8	^ at (1) LSU.....	L, 1-11

2014 (29-29, 8-16 Big 12)

Head Coach: Pete Hughes

2/14	Seton Hall.....	L, 5-7
2/15	Seton Hall.....	W, 8-2
2/16	Seton Hall.....	W, 15-6
2/18	Arkansas Pine Bluff.....	W, 16-6
2/19	Arkansas Pine Bluff.....	W, 11-0

2/21	\$ vs. Citadel.....	W, 9-7
2/22	\$ at Central Florida.....	L, 1-4
2/23	\$ vs. Ohio State.....	L, 3-6
2/27	% vs. Manhattan.....	W, 9-0
2/28	% vs. Santa Clara.....	W, 8-4
3/2	% vs. Gonzaga.....	L, 4-6
3/5	Abilene Christian.....	W, 4-1
3/6	Abilene Christian.....	W, 3-1
3/7	Rutgers.....	W, 16-11
3/7	Rutgers.....	W, 7-5
3/9	Rutgers.....	L, 6-8
3/11	& at Texas-Arlington.....	W, 3-2 (10)
3/14	Belmont.....	W, 4-3 (10)
3/15	Belmont.....	W, 6-5 (11)
3/16	Belmont.....	W, 10-1
3/18	(24) TCU.....	W, 9-5
3/19	Ark-Little Rock.....	L, 2-11
3/21	* Kansas State.....	W, 11-4
3/22	* Kansas State.....	W, 11-2
3/23	* Kansas State.....	L, 0-5
3/25	at Oral Roberts.....	L, 0-3
3/28	* at Kansas.....	W, 2-1
3/29	* at Kansas.....	W, 2-1
3/30	* at Kansas.....	L, 3-4
4/1	(20) Oklahoma State.....	L, 1-3
4/4	CSU Bakersfield.....	W, 4-2
4/5	CSU Bakersfield.....	W, 17-4
4/5	CSU Bakersfield.....	W, 4-3
4/8	Oral Roberts.....	L, 0-2
4/11	* (7) Texas.....	L, 8-10 (10)
4/12	* (7) Texas.....	L, 2-7
4/13	* (7) Texas.....	L, 1-8
4/15	at (13) Oklahoma State.....	W, 12-9 (18)
4/17	* West Virginia.....	L, 0-7
4/18	* West Virginia.....	W, 5-3
4/19	* West Virginia.....	L, 5-9
4/22	Texas-Arlington.....	L, 5-6
4/25	* at (21) Texas Tech.....	L, 5-9
4/26	* at (21) Texas Tech.....	L, 4-14
4/27	* at (21) Texas Tech.....	L, 4-14 (7)
4/29	Dallas Baptist.....	L, 1-9
5/2	* Baylor.....	L, 2-3
5/3	* Baylor.....	W, 13-7
5/4	* Baylor.....	L, 5-10
5/9	* at (10) TCU.....	L, 2-10
5/10	* at (10) TCU.....	W, 7-5 (11)
5/11	* at (10) TCU.....	L, 1-9
5/15	*@ vs. (6) Oklahoma State.....	L, 2-4
5/16	*! vs. (6) Oklahoma State.....	L, 1-2
5/17	*! vs. (6) Oklahoma State.....	W, 8-1
5/21	# vs. (7) Oklahoma State.....	L, 4-13
5/22	# vs. (21) Texas Tech.....	W, 9-8
5/23	# vs. (7) Oklahoma State.....	L, 8-11

2015 (34-27, 13-11 Big 12)

Head Coach: Pete Hughes

2/13	Notre Dame.....	W, 6-1
2/14	Notre Dame.....	L, 9-10
2/14	SIU-Edwardsville.....	W, 11-1
2/15	Notre Dame.....	L, 1-5
2/15	SIU-Edwardsville.....	W, 9-1
2/18	at (17) Arizona State.....	L, 4-7
2/19	% vs. Washington State.....	L, 3-4
2/20	% vs. Washington.....	W, 10-1
2/21	% vs. Oregon State.....	W, 9-6
2/22	% vs. Utah.....	W, 4-3
2/26	^ vs. Brigham Young.....	W, 7-6
2/27	^ vs. Brigham Young.....	L, 3-4
2/27	^ vs. Brigham Young.....	W, 3-2
2/28	^ vs. Brigham Young.....	W, 7-1
3/3	Ark-Little Rock.....	W, 22-0
3/6	Purdue.....	L, 3-6
3/7	Purdue.....	W, 7-1
3/8	Purdue.....	W, 13-10
3/10	Oral Roberts.....	L, 1-5
3/12	at Hawai'i.....	W, 5-1

3/13	at Hawai'i.....	L, 1-2
3/14	at Hawai'i.....	W, 8-5 (12)
3/15	at Hawai'i.....	W, 6-3
3/20	* (10) Texas Tech.....	L, 1-6
3/21	* (10) Texas Tech.....	W, 5-2
3/22	* (10) Texas Tech.....	W, 3-2
3/24	at (4) TCU.....	L, 3-4 (10)
3/27	* at Baylor.....	L, 0-3
3/28	* at Baylor.....	L, 2-7
3/29	* at Baylor.....	W, 13-3
3/31	Central Arkansas.....	W, 7-0
4/2	* Kansas.....	W, 7-6 (10)
4/3	* Kansas.....	W, 6-3
4/4	* Kansas.....	W, 8-7 (10)
4/7	at (9) Oklahoma State.....	L, 2-24
4/10	* at (25) Texas.....	W, 3-2 (12)
4/11	* at (25) Texas.....	L, 1-4
4/12	* at (25) Texas.....	W, 3-2
4/14	(16) Dallas Baptist.....	L, 5-7
4/17	* at West Virginia.....	W, 2-0
4/18	* at West Virginia.....	L, 5-6
4/19	* at West Virginia.....	W, 10-2
4/21	Alcorn State.....	W, 9-4
4/22	Alcorn State.....	W, 8-0
4/24	Sam Houston St.....	W, 3-2
4/25	Sam Houston St.....	L, 3-4 (11)
4/26	Sam Houston St.....	L, 5-8
4/28	at Wichita State.....	L, 8-9
5/1	*! (11) Oklahoma State.....	L, 6-9
5/2	*@ (11) Oklahoma State.....	L, 1-8
5/3	*@ (11) Oklahoma State.....	W, 5-3
5/8	* at Kansas State.....	L, 0-5
5/9	* at Kansas State.....	W, 5-3
5/10	* at Kansas State.....	W, 4-3
5/12	* (3) TCU.....	L, 4-5
5/13	* (3) TCU.....	L, 9-11
5/14	* (3) TCU.....	L, 2-4
5/20	# vs. Kansas State.....	L, 3-7
5/21	# vs. West Virginia.....	W, 6-1
5/22	# vs. Kansas State.....	W, 3-1
5/23	# vs. (11) Oklahoma State.....	L, 1-5

2016 (30-27-11, 11-13 Big 12)

Head Coach: Pete Hughes

2/19	Northeastern.....	L, 2-3
2/20	Northeastern.....	L, 3-5
2/20	Northeastern.....	W, 10-4
2/21	Northeastern.....	W, 13-4
2/24	Abilene Christian.....	W, 7-1
2/26	at Sam Houston State.....	L, 3-4
2/27	at Sam Houston State.....	L, 2-7
2/28	at Sam Houston State.....	L, 3-4 (11)
3/1	Central Arkansas.....	W, 3-0
3/4	at (22) USC.....	L, 4-5
3/5	at (14) UCLA.....	L, 2-4
3/6	% vs. (20) Mississippi State.....	T, 5-5
3/8	Wichita State.....	W, 4-2
3/12	Long Beach State.....	L, 3-7
3/12	Long Beach State.....	L, 3-6
3/13	Long Beach State.....	W, 6-3
3/15	at Fresno State.....	W, 3-2
3/17	at CSU Bakersfield.....	W, 6-4
3/18	at CSU Bakersfield.....	W, 6-3
3/19	at CSU Bakersfield.....	W, 10-7
3/19	at CSU Bakersfield.....	W, 13-0
3/22	at Oral Roberts.....	L, 0-5
3/24	* at Texas Tech.....	L, 0-5
3/25	* at Texas Tech.....	L, 1-6
3/26	* at Texas Tech.....	L, 7-13
3/29	at Little Rock.....	W, 5-2
4/1	* Texas.....	W, 6-1
4/2	* Texas.....	L, 3-5
4/3	* Texas.....	W, 4-3
4/5	Dallas Baptist.....	W, 12-2
4/8	* Baylor.....	W, 4-3
4/9	* Baylor.....	L, 1-6

4/10	* Baylor.....	W, 7-6
4/12	at Wichita State.....	W, 15-7
4/15	* at (7) TCU.....	L, 3-11
4/16	* at (7) TCU.....	L, 2-12 (7)
4/16	* at (7) TCU.....	L, 0-2
4/20	(25) Oklahoma State.....	L, 3-4
4/22	* West Virginia.....	W, 1-0
4/23	* West Virginia.....	W, 12-6
4/24	* West Virginia.....	L, 7-12
4/30	* at Kansas.....	L, 2-7
4/30	* at Kansas.....	L, 8-9
5/1	* at Kansas.....	W, 17-6 (7)
5/3	Oral Roberts.....	W, 12-3
5/6	* Kansas State.....	L, 3-9
5/7	* Kansas State.....	W, 10-1
5/8	* Kansas State.....	W, 12-0 (7)
5/13	*@ vs. (12) Oklahoma State.....	W, 9-1
5/14	*! vs. (12) Oklahoma State.....	L, 9-10
5/15	*! vs. (12) Oklahoma State.....	W, 3-1
5/19	at Austin Peay.....	W, 11-3
5/19	at Austin Peay.....	W, 4-1
5/21	at Austin Peay.....	L, 7-17
5/25	# vs. West Virginia.....	L, 0-6
5/26	# vs. Kansas State.....	W, 13-7
5/27	# vs. (5) Texas Tech.....	W, 17-4 (7)
5/28	# vs. West Virginia.....	L, 1-11 (7)

* - Big 12 game; # - Big 12 Championship (Oklahoma City); ! - game played at OneOK Field (Tulsa, Okla.); % - Dodgertown Classic at Dodger Stadium (Los Angeles) @ - game played at Chickasaw Bricktown Ballpark (Oklahoma City)

2017 (35-24, 12-11 Big 12)

Head Coach: Pete Hughes

NCAA Louisville Regional

2/17	Long Beach State.....	W, 6-2
2/18	Long Beach State.....	L, 3-8
2/19	Long Beach State.....	W, 4-2
2/21	Grambling State.....	W, 11-2
2/22	Grambling State.....	W, 10-2
2/24	Villanova.....	W, 9-2
2/25	Northern Illinois.....	W, 10-3
2/25	Villanova.....	W, 17-1
2/26	Boston College.....	W, 5-4
2/28	Little Rock.....	W, 10-5
3/3	Central Connecticut State.....	W, 3-0
3/4	Central Connecticut State.....	W, 13-2
3/4	Central Connecticut State.....	W, 6-1
3/5	Central Connecticut State.....	W, 11-2
3/7	Wichita State.....	L, 2-4
3/9	Buffalo.....	W, 16-10
3/10	Buffalo.....	W, 1-0
3/10	Buffalo.....	W, 11-0 (7)
3/11	Buffalo.....	W, 5-1
3/14	at Georgia Tech.....	L, 0-2
3/15	at Georgia State.....	W, 5-4
3/17	at Kennesaw State.....	W, 5-2
3/18	at Kennesaw State.....	W, 17-9
3/19	at Kennesaw State.....	W, 14-4
3/21	at (16) Oklahoma State.....	L, 3-4
3/24	* at (14) Baylor.....	W, 11-3
3/25	* at (14) Baylor.....	L, 0-7
3/26	* at (14) Baylor.....	W, 3-0
3/31	* (2) Texas Tech.....	W, 6-2
4/1	* (2) Texas Tech.....	L, 4-9
4/2	* (2) Texas Tech.....	W, 5-4
4/4	Oral Roberts.....	W, 6-2
4/7	* at Texas.....	L, 3-5
4/8	* at Texas.....	L, 3-9
4/9	* at Texas.....	W, 2-1
4/11	at Oral Roberts.....	L, 2-3
4/13	at (13) Michigan.....	L, 2-5
4/14	at (13) Michigan.....	L, 4-14
4/15	at (13) Michigan.....	L, 2-6
4/18	at Dallas Baptist.....	L, 10-16
4/21	* Kansas.....	L, 10-15
4/22	* Kansas.....	L, 2-5
4/23	* Kansas.....	W, 7-6
4/28	* at (25) West Virginia.....	L, 2-4
4/29	* at (25) West Virginia.....	W, 3-1
4/30	* at (25) West Virginia.....	W, 7-4 (10)
5/5	* at Kansas State.....	W, 11-5

ALL-TIME RESULTS

5/6	* at Kansas State.....	L, 7-9
5/7	* at Kansas State.....	W, 3-0
5/12	* (5) TCU.....	L, 6-9
5/13	* (5) TCU.....	W, 9-9
5/14	* (5) TCU.....	W, 10-8
5/19	*@ vs. Oklahoma State.....	L, 7-9
5/20	*@ vs. Oklahoma State.....	L, 2-5
5/24	# vs. Texas.....	L, 4-8
5/25	# vs. (6) TCU.....	L, 4-9
6/2	+ vs. Xavier.....	W, 7-2
6/3	+ at (7) Louisville.....	L, 1-11
6/4	+ vs. Xavier.....	L, 0-11

* - Big 12 game; # - Big 12 Championship (Oklahoma City); @ - game played at Chickasaw Bricktown Ballpark (Oklahoma City); + - NCAA Louisville Regional (Louisville, Ky.)

2018 (38-25, 14-10 Big 12)

Head Coach: Skip Johnson
NCAA Tallahassee Regional

2/16	! vs. (20) Indiana.....	W, 6-3
2/17	! vs. (17)South Alabama.....	L, 5-6 (12)
2/17	! at Coast Carolina.....	L, 3-4 (10)
2/18	! vs. Virginia Tech.....	L, 6-14
2/24	Holy Cross.....	W, 1-0
2/24	Valparaiso.....	L, 4-11
2/25	Holy Cross.....	W, 11-5
2/25	Valparaiso.....	W, 3-2 (11)
2/27	at (24) Dallas Baptist.....	L, 2-5
3/2	Alabama.....	W, 2-1
3/3	Alabama.....	W, 16-4
3/4	Alabama.....	L, 1-13
3/6	(25) Dallas Baptist.....	W, 15-3
3/9	Texas A&M-CC.....	W, 11-7
3/10	Texas A&M-CC.....	W, 3-2
3/10	Texas A&M-CC.....	W, 7-3
3/11	Texas A&M-CC.....	L, 4-14
3/13	Texas Southern.....	W, 12-0
3/14	Texas Southern.....	W, 10-1
3/16	Kennesaw State.....	W, 3-1
3/17	Kennesaw State.....	W, 4-1
3/18	Kennesaw State.....	L, 4-9
3/20	at Wichita State.....	L, 1-2
3/23	* West Virginia.....	W, 19-6
3/24	* West Virginia.....	W, 10-2
3/24	* West Virginia.....	W, 2-1
3/27	Oklahoma State.....	L, 1-7
3/29	* Baylor.....	W, 4-2
3/30	* Baylor.....	W, 5-4
3/31	* Baylor.....	W, 6-1
4/3	at Oral Roberts.....	W, 5-2
4/6	* at TCU.....	W, 8-5
4/8	* at TCU.....	W, 6-3
4/8	* at TCU.....	L, 2-6
4/10	Little Rock.....	W, 13-0
4/11	Oral Roberts.....	W, 20-3
4/13	* (17) Texas.....	L, 6-7
4/14	* (17) Texas.....	L, 3-5
4/15	* (17) Texas.....	W, 6-0
4/20	* at (4) Texas Tech.....	L, 4-5
4/21	* at (4) Texas Tech.....	L, 6-12
4/22	* at (4) Texas Tech.....	W, 12-5
4/24	at UT Arlington.....	W, 11-5
4/27	* at (17) Oklahoma State.....	L, 0-8
4/28	*@ vs. (17)Oklahoma State.....	L, 1-10
4/29	*@ vs. (17)Oklahoma State.....	L, 2-9
5/4	* Kansas State.....	W, 12-0
5/5	* Kansas State.....	W, 2-0
5/6	* Kansas State.....	W, 4-3
5/11	at UCF.....	L, 4-5
5/12	at UCF.....	W, 7-3
5/13	at UCF.....	W, 7-4
5/17	* at Kansas.....	L, 5-6
5/17	* at Kansas.....	L, 5-6
5/18	* at Kansas.....	W, 14-6
5/23	* vs. Baylor.....	L, 0-4
5/24	* # vs. (12) Texas.....	W, 3-1
5/25	* # vs. Kansas.....	W, 4-2
5/26	# vs. Baylor.....	L, 3-10
6/1	+ vs. Mississippi State.....	W, 20-10
6/2	+ vs. Samford.....	W, 4-0
6/3	+ vs. Mississippi State.....	L, 5-13

6/4	+ vs. Mississippi State.....	L, 1-8
-----	------------------------------	--------

* - Big 12 game; # - Big 12 Championship (Oklahoma City); ! - Baseball at the Beach at Myrtle Beach (Conway, S.C.); @ - game played at OneOK Field (Tulsa, Okla.); + - NCAA Louisville Regional (Tallahassee, Fla.)

2019 (33-23, 11-13 Big 12)

Head Coach: Skip Johnson

2/15	Cal Poly.....	W, 4-1
2/16	Cal Poly.....	W, 9-3
2/17	Cal Poly.....	W, 5-2
2/20	Dallas Baptist.....	W, 4-2
2/22	! at San Diego.....	W, 6-1
2/23	! at San Diego State.....	W, 1-0
2/24	! vs. (17) Cal State Fullerton.....	L, 6-8
2/26	Arkansas-Pine Bluff.....	W, 8-0
3/1	Columbia.....	W, 12-3
3/1	Columbia.....	W, 9-1
3/2	Columbia.....	W, 9-0
3/2	Columbia.....	W, 6-2
3/6	at Dallas Baptist.....	L, 2-7
3/8	at Rice.....	L, 1-8
3/9	at Rice.....	W, 17-8
3/10	at Rice.....	W, 6-0
3/12	UT Arlington.....	W, 9-1
3/15	Missouri State.....	L, 8-11
3/16	Missouri State.....	W, 11-2
3/17	Missouri State.....	W, 6-1
3/19	at New Mexico.....	W, 8-1
3/20	at New Mexico.....	W, 8-6
3/22	* Kansas.....	W, 5-1
3/23	* Kansas.....	W, 4-3
3/24	* Kansas.....	W, 10-5
3/26	at Oklahoma State.....	L, 5-6
3/29	* at West Virginia.....	W, 2-1
3/30	* at West Virginia.....	L, 4-12
3/31	* at West Virginia.....	L, 1-5
4/2	Oral Roberts.....	L, 2-4 (11)
4/5	* (23) TCU.....	W, 7-6
4/6	* (23) TCU.....	L, 2-4
4/7	* (23) TCU.....	L, 4-6
4/9	Texas Southern.....	W, 10-2
4/12	* at Baylor.....	W, 7-5
4/13	* at Baylor.....	L, 3-7
4/14	* at Baylor.....	L, 2-3 (12)
4/16	at Oral Roberts.....	L, 2-3
4/19	at Minnesota.....	L, 1-8
4/20	at Minnesota.....	W, 2-1
4/21	at Minnesota.....	W, 5-2
4/23	at Wichita State.....	W, 9-4
4/26	* at Kansas State.....	W, 8-4
4/27	* at Kansas State.....	L, 2-5
4/28	* at Kansas State.....	W, 6-3 (10)
5/3	* (10) Texas Tech.....	L, 6-10
5/4	* (10) Texas Tech.....	L, 3-7
5/5	* (10) Texas Tech.....	L, 4-8
5/10	*@ vs. (16)Oklahoma State.....	L, 1-5
5/11	* \$ vs. (16)Oklahoma State.....	W, 3-2 (10)
5/12	* (16) Oklahoma State.....	L, 7-10
5/16	* at Texas.....	W, 4-2
5/17	* at Texas.....	W, 13-0
5/17	* at Texas.....	L, 4-6

5/22	# vs. (16) Baylor.....	L, 2-8
5/23	# vs. TCU.....	L, 3-15

* - Big 12 game; # - Big 12 Championship (Oklahoma City); ! - Tony Gwynn Classic at San Diego, Calif.; @ - game played at OneOK Field (Tulsa, Okla.); \$ - game played at Chickasaw Bricktown Ballpark (Oklahoma City)

2020 (14-4*)

Head Coach: Skip Johnson

2/14	! vs. Virginia.....	L, 0-6
2/15	! vs. Virginia.....	W, 7-2
2/15	! vs. Virginia.....	W, 5-1
2/18	Texas Southern.....	W, 14-1
2/19	Texas Southern.....	W, 12-1
2/21	Illinois State.....	W, 2-1
2/21	Illinois State.....	W, 4-1
2/22	Illinois State.....	W, 3-2
2/22	Illinois State.....	L, 5-7
2/28	^ vs. (9) Arkansas.....	W, 6-3
2/29	^ vs. Missouri.....	L, 7-8
3/1	^ vs. (11) LSU.....	W, 1-0
3/3	Dallas Baptist.....	W, 10-3
3/4	Arkansas-Pine Bluff.....	W, 13-2
3/6	San Diego State.....	L, 4-5
3/7	San Diego State.....	W, 8-4
3/8	San Diego State.....	W, 9-8 (10)
3/10	at UT Arlington.....	W, 3-0

* - Season shortened due to COVID-19 pandemic
! - Wahoos Classic (Pensacola, Fla.); ^ - Shriners College Classic (Houston, Texas)

2021 (27-28, 11-13 Big 12)

Head Coach: Skip Johnson

2/21	Omaha.....	L, 3-6
2/22	Omaha.....	W, 8-5
2/23	vs. Stephen F. Austin!.....	L, 5-9
2/24	vs. UT Arlington!.....	W, 7-1
2/26	vs. (17) Auburn%.....	W, 4-3 (10)
2/27	vs. Texas A&M%.....	L, 1-8
2/28	vs. Baylor%.....	W, 9-3
3/4	vs. Arizona^.....	L, 13-20
3/5	vs. Arizona^.....	L, 1-12
3/6	vs. Missouri^.....	W, 16-6
3/7	vs. Dallas Baptist^.....	L, 3-9
3/9	UT Arlington.....	W, 15-5
3/14	Arkansas State.....	L, 14-15
3/14	Arkansas State.....	W, 9-1
3/15	Arkansas State.....	W, 12-6
3/16	at (1) Arkansas.....	W, 8-5
3/19	Houston.....	W, 7-2
3/20	Houston.....	W, 19-1
3/21	Houston.....	W, 12-2
3/24	at Texas State.....	L, 2-5
3/26	at (9) Texas*.....	L, 3-4 (11)
3/27	at (9)Texas*.....	L, 6-11
3/28	at (9) Texas*.....	W, 3-2
3/30	at (11) Oklahoma State.....	L, 4-5
4/2	(11) TCU*.....	L, 7-11
4/3	(11) TCU*.....	L, 6-17
4/4	(11) TCU*.....	L, 3-7
4/6	Oral Roberts.....	W, 14-12
4/9	Kansas*.....	W, 10-4

4/10	Kansas*.....	L, 7-8 (10)
4/11	Kansas*.....	W, 14-3
4/14	Texas Southern.....	W, 6-0
4/14	Texas Southern.....	W, 5-1
4/17	at Kansas State*.....	L, 2-3 (10)
4/17	at Kansas State*.....	W, 6-4
4/18	at Kansas State*.....	L, 3-8
4/24	Georgia Southern.....	L, 1-4
4/24	Georgia Southern.....	L, 2-3
4/25	Georgia Southern.....	W, 14-4
4/30	at (18) Oklahoma State*.....	W, 16-2
5/1	(18) Oklahoma State*.....	W, 5-3
5/2	(18) Oklahoma State*.....	L, 7-8
5/4	vs. (8) Texas Tech &.....	L, 4-14
5/7	at West Virginia*.....	L, 1-7
5/8	at West Virginia*.....	W, 8-7 (11)
5/8	at West Virginia*.....	W, 9-1
5/11	vs. (21) Oklahoma State.....	L, 3-7
5/14	(7) Texas Tech*.....	W, 9-8 (10)
5/15	(7) Texas Tech*.....	L, 2-15
5/16	(7) Texas Tech*.....	L, 2-13
5/20	at Baylor*.....	L, 5-9
5/21	at Baylor*.....	W, 10-6
5/22	at Baylor*.....	W, 6-5
5/26	vs. Oklahoma State \$.....	L, 5-9
5/27	vs. (2) Texas \$.....	L, 1-4

* - Big 12 game; ! - game played at Globe Life Field (Arlington, Texas); % - Round Rock Classic (Round Rock, Texas); ^ - Frisco Classic (Frisco, Texas); & - game played at Hodgetown (Amarillo, Texas); - - game played at ONEOK Field (Tulsa, Okla.); \$ - Big 12 Championship (Oklahoma City, Okla.)

2022 (45-24, 15-9 Big 12)

Head Coach: Skip Johnson

Big 12 Tournament Champions

NCAA Gainesville Regional

NCAA Blacksburg Super Regional

NCAA COLLEGE WORLD SERIES

2/18	vs. Auburn!.....	W, 3-0
2/19	vs. (15) Arizona!.....	L, 4-14
2/20	vs. Michigan!.....	W, 6-1
2/22	Wichita State.....	W, 6-2
2/25	Northwestern State.....	L, 2-4
2/26	Northwestern State.....	W, 2-1
2/27	Northwestern State.....	W, 5-1
3/4	vs. (7) LSU^.....	L, 4-5 (11)
3/5	vs. UCLA^.....	L, 3-15
3/6	vs. (11) Tennessee^.....	L, 0-8
3/8	Dallas Baptist.....	W, 8-7
3/12	UTSA.....	W, 10-5
3/13	UTSA.....	W, 8-3
3/13	UTSA.....	W, 9-5
3/15	Air Force.....	W, 10-4
3/16	Air Force.....	W, 8-7
3/18	New Orleans.....	L, 7-10 (12)
3/19	New Orleans.....	W, 13-8
3/20	New Orleans.....	L, 5-11
3/25	Baylor*.....	W, 5-3
3/26	Baylor*.....	W, 9-5
3/27	Baylor*.....	L, 8-16
3/29	vs. (6) Oklahoma State%.....	W, 7-6
4/1	(8) Texas*-.....	L, 1-7



2020 Team Photo at Minute Maid Park in Houston, Texas.

4/2 (8) Texas*- W, 4-2
 4/3 (8) Texas*- L, 8-12
 4/5 Oral Roberts..... W, 8-2
 4/8 at (4) Oklahoma State*... W, 8-7
 4/9 at (4) Oklahoma State*... L, 7-8
 4/10 at (4) Oklahoma State*... L, 4-9
 4/12 vs. Texas Tech&..... W, 14-9
 4/14 Pacific W, 7-3
 4/15 Lamar L, 11-14
 4/16 Pacific W, 10-2
 4/19 Wichita State W, 9-5
 4/22 at Kansas* W, 15-2
 4/23 at Kansas* W, 7-6 (14)
 4/24 at Kansas* W, 24-4
 4/26 at Oral Roberts L, 1-5
 4/29 Kansas State* W, 14-2
 4/30 Kansas State* W, 22-10
 5/1 Kansas State* L, 7-8
 5/3 at Dallas Baptist L, 1-10
 5/6 at (21) TCU* L, 7-9
 5/7 at (21) TCU* W, 11-7
 5/8 at (21) TCU* W, 5-1
 5/13 West Virginia W, 15-1
 5/14 West Virginia L, 8-9
 5/15 West Virginia W, 17-7
 5/16 at Wichita State L, 0-18
 5/19 at (5) Texas Tech W, 13-8
 5/20 at (5) Texas Tech W, 9-6
 5/21 at (5) Texas Tech L, 2-10
 5/25 vs. West Virginia\$ W, 6-4
 5/26 vs. Texas Tech\$ W, 6-3
 5/28 vs. Kansas State\$ W, 4-3
 5/29 vs. Texas\$ W, 8-1
 6/3 vs. Liberty# W, 16-3
 6/4 at Florida# W, 9-4
 6/5 at Florida# L, 2-7
 6/6 at Florida# W, 5-4
 6/10 at Virginia Tech+ W, 5-4
 6/11 at Virginia Tech+ L, 8-14
 6/12 at Virginia Tech+ W, 11-2
 6/17 vs. Texas A&M> W, 13-8
 6/19 vs. Notre Dame> W, 6-2
 6/22 vs. Texas A&M> W, 5-1
 6/25 vs. Ole Miss> L, 3-10
 6/26 vs. Ole Miss> L, 2-4
 * - Big 12 game; ! - State Farm College Baseball Showdown at Globe Life Field (Arlington, Texas); \$ - game played at Globe Life Field (Arlington, Texas); ^ - Shriners Hospitals for Children College Classic at Minute Maid Park (Houston, Texas); % - game played at ONEOK Field (Tulsa, Okla.); - Big 12 Championship at Globe Life Field (Arlington, Texas); # - NCAA Gainesville Regional (Gainesville, Fla.); + - NCAA Blacksburg Super Regional (Blacksburg, Va.); > - NCAA College World Series (Omaha, Neb.).

2023 (32-28, 11-13 Big 12)

Head Coach: Skip Johnson

NCAA Charlottesville Regional

2/17 California Baptist W, 5-2
 2/18 California Baptist L, 2-5
 2/19 California Baptist L, 3-6
 2/20 Air Force..... W, 8-6
 2/22 vs. Abilene Christian!... L, 3-4 (10)
 2/24 Rider..... L, 3-6
 2/25 Rider..... W, 7-2
 2/26 Rider..... W, 11-1
 3/3 vs. California^ W, 9-5
 3/4 vs. Mississippi State^ W, 15-9
 3/5 vs. Ohio State^ L, 9-12
 3/7 UNLV W, 11-6
 3/8 UNLV W, 8-7
 3/10 at Houston W, 13-1
 3/11 at Houston W, 8-3
 3/12 at Houston W, 7-6
 3/14 at Wichita State L, 2-6
 3/17 (11) TCU* L, 5-13
 3/18 (11) TCU* W, 3-1
 3/19 (11) TCU* W, 7-5
 3/21 Dallas Baptist L, 6-8
 3/24 at Kansas State* L, 1-7
 3/25 at Kansas State* L, 6-7
 3/26 at Kansas State* L, 7-8

3/28 at Wichita State L, 7-8
 3/30 (7) Stanford..... L, 11-23
 3/31 (7) Stanford..... W, 2-0
 4/1 (7) Stanford..... W, 6-5
 4/2 (7) Stanford..... L, 5-16
 4/4 at Oral Roberts W, 12-2
 4/6 at Baylor* L, 6-10
 4/7 at Baylor* W, 6-3
 4/8 at Baylor* L, 3-5
 4/11 Wichita State W, 8-1
 4/14 (21) Texas Tech*..... L, 7-13 (10)
 4/15 (21) Texas Tech* L, 5-9
 4/16 (21) Texas Tech* W, 12-2
 4/18 at (24) Oklahoma State... L, 8-19
 4/21 at (14) Texas* W, 2-1
 4/22 at (14) Texas* W, 9-6
 4/22 at (14) Texas* W, 6-4
 4/28 Kansas* L, 2-8
 4/29 Kansas* W, 11-6
 4/30 Kansas* W, 7-4
 5/3 at (16) Dallas Baptist.... W, 10-7
 5/5 at (12) West Virginia* L, 3-9
 5/6 at (12) West Virginia* W, 6-3
 5/7 at (12) West Virginia* L, 3-9
 5/12 at Gonzaga W, 5-2
 5/13 at Gonzaga W, 19-12
 5/14 at Gonzaga W, 9-1
 5/18 (25) Oklahoma State* L, 2-13
 5/19 (25) Oklahoma State* W, 5-0
 5/20 (25) Oklahoma State* L, 1-11
 5/24 vs. Oklahoma State\$ W, 9-5
 5/25 vs. Texas Tech\$ L, 9-10
 5/26 vs. Oklahoma State\$ L, 3-8
 6/2 vs. East Carolina# L, 5-14
 6/3 vs. Army# W, 10-1
 6/4 vs. East Carolina# L, 5-8

* - Big 12 game; ! - game played at Globe Life Field (Arlington, Texas); ^ - Frisco College Baseball Classic (Frisco, Texas); \$ - Big 12 Championship at Globe Life Field (Arlington, Texas); # - NCAA Charlottesville Regional (Charlottesville, Va.).

2024 (40-21, 23-7 Big 12)

Head Coach: Skip Johnson

NCAA Norman Regional

2/16 vs. Oregon! L, 2-4
 2/17 vs. (9) Tennessee!..... W, 5-1 (10)
 2/18 vs. Nebraska!..... W, 7-6
 2/20 at Dallas Baptist L, 7-11
 2/23 Wright State W, 20-0
 2/24 Wright State W, 14-9
 2/24 Wright State W, 10-3
 2/25 Wright State L, 2-12
 3/1 vs. Pittsburgh^ L, 9-19 (7)
 3/3 vs. Ohio State^ L, 3-4
 3/5 Wichita State W, 5-3

3/9 UCF* W, 4-3
 3/9 UCF* W, 11-3
 3/10 UCF* W, 14-2 (7)
 3/12 Oklahoma State L, 5-14
 3/13 at UT Arlington W, 5-1
 3/15 (12) TCU* W, 7-3
 3/16 (12) TCU* W, 7-5
 3/17 (12) TCU* W, 9-4
 3/19 (15) Dallas Baptist..... L, 0-6
 3/22 West Virginia* W, 13-0
 3/23 West Virginia* L, 5-9
 3/23 West Virginia* L, 3-8
 3/26 Oral Roberts..... W, 10-0 (7)
 3/28 Lamar L, 10-12
 3/29 Lamar L, 8-13
 3/30 Lamar L, 3-6
 4/2 at Wichita State W, 11-2
 4/5 at Oklahoma State* L, 6-9
 4/6 at Oklahoma State* W, 19-10
 4/7 at Oklahoma State* L, 5-9
 4/9 UT Arlington..... W, 11-9
 4/12 Kansas State* W, 12-5
 4/13 Kansas State* W, 11-4
 4/14 Kansas State* W, 8-7
 4/18 at BYU* W, 10-8
 4/19 at BYU* W, 12-6
 4/20 at BYU* W, 10-7
 4/23 Wichita State W, 3-1
 4/26 Texas* W, 9-4
 4/28 Texas* L, 6-8
 4/28 Texas* L, 10-12 (7)
 4/30 at Oral Roberts L, 1-3
 5/3 at Texas Tech* W, 8-0
 5/4 at Texas Tech* W, 7-5
 5/5 at Texas Tech* W, 8-7
 5/10 Baylor* W, 19-7
 5/11 Baylor* W, 9-1
 5/11 Baylor* W, 19-7 (7)
 5/16 at Cincinnati* W, 14-6
 5/16 at Cincinnati* W, 12-8
 5/17 at Cincinnati* L, 6-10
 5/22 TCU\$ W, 4-0
 5/23 Kansas\$ W, 7-5
 5/24 Kansas\$ W, 8-6
 5/25 Oklahoma State\$ L, 3-9
 5/31 Oral Roberts..... W, 14-0
 6/1 UConn L, 1-4
 6/2 Duke W, 4-3
 6/2 UConn W, 6-4
 6/3 UConn L, 1-7
 * - Big 12 game; ! - Shriners Children's College Showdown (Arlington, Texas); ^ - Las Vegas Baseball Classic (Las Vegas, Nev.); \$ - Big 12 Championship at Globe Life Field (Arlington, Texas); # - NCAA Norman Regional (Norman, Okla.).



2022 College World Series runner-up squad.

AWARDS



J.T. Wise

JOHNNY BENCH AWARD CATCHER OF THE YEAR
2009 J.T. Wise

COLLEGE BASEBALL HALL OF FAME PITCHER OF THE YEAR
2013 Jonathan Gray

BROOKS WALLACE AWARD SHORTSTOP OF THE YEAR
2016 Sheldon Neuse

BIG 12 PLAYER OF THE YEAR
2009 J.T. Wise, C

BIG 12 NEWCOMER OF THE YEAR
2001 Greg Dobbs, UT
2004 Ole Sheldon, 1B
2017 Brylie Ware, DH
2022 Blake Robertson, 1B

BIG 12 FRESHMAN OF THE YEAR
2009 Garrett Buechele, 3B
2014 Sheldon Neuse, 3B

BIG EIGHT PLAYER OF THE YEAR
1989 Darron Cox, C
1994 Rick Gutierrez, 2B


- ALL-DISTRICT/REGION**
1952 Gene Sheets, 2B
1953 Gene Sheets, 2B
1956 Joe Mobra, P
Joe Snyder, 2B
1959 Don Nipp, C
1963 Eddy Peach, OF
1968 Dick Turner, OF
1969 Scott Harrington, 2B
Mike Swenton, OF
1972 Bobby Jack, 1B
Joe Simpson, OF
Jackson Todd, P
Gary Weese, P
1973 Lanny Phillips, OF
Joe Simpson, OF
Jackson Todd, P
Mike Umfleet, 2B
1974 Keith Drumright, 2B
Kenny King, OF
Stan Meek, P
Mike Umfleet, 3B
1975 Jacky Parish, C
Bill Severns, OF
Bob Shirley, P
Mike Umfleet, 3B
1976 Mike Cunico, SS
Keith Drumright, 2B
Gary Krug, DH
Marty Kunkler, P
Wayne Pechek, OF
Kelly Snider, 1B

- 1977 Mike Cunico, SS
Gary Krug, 1B
Mark Nipp, P
Gary Thweatt, OF
1979 Nick Capra, 2B
Dickie Sewell, 1B
Ron Weaver, C
1981 Ray Hayward, P/1B
1983 Ray Hayward, P/1B
1984 Rusty McGinnis, 1B
Bobby Witt, P
1985 Steve Peters, P
1987 Jack Armstrong, P
Baine Brooks, OF
1988 Todd Butler, OF
Chris Ebright, OF
1989 Darron Cox, C
Chris Ebright, OF
Kevin King, P
1990 Marty Neff, OF
1992 Brian Eldridge, 2B
Casey Mendenhall, SP
1994 Rick Gutierrez, 2B
Rich Hills, SS
Mark Redman, P
1995 Javier Flores, C
Mark Redman, P
1996 Javier Flores, C (2nd)
Bobby Brown, OF (2nd)
1999 Casey Bookout, 1B
Bobby Walters, OF
2000 Jeff Bajenaru, OF/P (1st)
2001 Greg Dobbs, OF (1st)
2002 Jason Frasz, OF (1st)
2003 Eddie Cornejo, 2B (1st)
2006 Ryan Rohlinger, 3B (2nd)
Chuckie Caufield, OF (2nd)
Aaron Reza, SS (2nd)
2007 Jamie Johnson, OF (1st)
2009 J.T. Wise, C (1st)
Ryan Duke, P (2nd)
2010 Garrett Buechele, 3B (1st)
2011 Tyler Ogle, C (2nd)
Michael Rocha, P (2nd)
2012 Max White, OF (2nd)
2013 Jonathan Gray, P (1st)
Matt Oberste, 1B (2nd)
2014 Mac James, C (1st)
Sheldon Neuse, 3B (1st)
2015 Kolbey Carpenter, 2B (1st)
Anthony Hermelyn, C (1st)
Sheldon Neuse, SS (1st)
2016 Steele Walker, OF (2nd)
2017 Steele Walker, OF (1st)
2018 Jake Irvin, P (2nd)
2021 Tyler Hardman, 1B (1st)
Conor McKenna, 2B (2nd)
2022 Peyton Graham, SS (Dist. 6 Co-POY)
Peyton Graham, SS (1st)
Jimmy Crooks, C (2nd)
Tanner Tredaway, OF (2nd)
2024 Easton Carmichael (2nd)

ALL-BIG SEVEN
1958 Eddie Fisher, P (1st)
Dennis Price, 2B (1st)

- ALL-BIG EIGHT**
1959 Brewster Hobby, OF (1st)
Don Nipp, C (1st)
1960 George Kernek, 1B (1st)
Don Nipp, C (1st)
1961 George Kernek, 1B (1st)
1963 Dale Mitchell, OF (1st)
1964 Jann Christian, SS (1st)
John Kern, 1B (1st)
Dale Mitchell, OF (1st)
Keith Shean, 2B (2nd)
Tommy Lindsey, 3B (2nd)
Carl Morton, OF/P (2nd)
1965 Carl Schreiner, OF (1st)
Denny Hopkins, OF (2nd)
1966 Jay Cronley, 2B (1st)
1967 Gary Harper, 2B (1st)
Tom Maxwell, 3B (1st)
Ralph Rickey, OF (1st)
1968 Gary Brooks, C (1st)
Dick Turner, OF (1st)
1969 Chris Rickey, 3B (1st)
Mike Swenton, OF (1st)
1970 Scott Harrington, 2B (1st)
Bobby Jack, 1B (1st)
Mike Swenton, OF (1st)
Glen Castle, SS (2nd)
David Weaver, P (2nd)
1971 Glen Castle (SS) (1st)
Bobby Jack, 1B (1st)
Mike Swenton, OF (1st)

- Gary Weese, P (1st)
Randy Feezell, 3B (2nd)
Jackson Todd, P (1st)
1972 Bobby Jack, 1B (1st)
Joe Simpson, OF (1st)
Jackson Todd, P (1st)
Bill Severns, OF (1st)
1973 Joe Simpson, OF (1st)
Jackson Todd, P (1st)
Mike Umfleet, 3B (1st)
1974 Keith Drumright, 2B (1st)
Kenny King, OF (1st)
Stan Lawrence, DH (1st)
Stan Meek, P (1st)
Mike Umfleet, 3B (1st)
Jacky Parish, C (2nd)
Kelly Snider, 1B (2nd)
Bill Severns, OF (2nd)
1975 Jacky Parish, C (1st)
Bill Severns, OF (1st)
Bob Shirley, P (1st)
Mike Umfleet, 3B (1st)
Kelly Snider, 1B (2nd)
Keith Drumright, 2B (2nd)
Breen Newcomer, P (2nd)
1976 Terry Bogener, OF (1st)
Keith Drumright, 2B (1st)
Gary Krug, DH (1st)
Kelly Snider, 1B (1st)
Roger LaFrancois, C (2nd)
Greg Stitzinger, 3B (2nd)
Gary Thweatt, OF (2nd)
Marty Kunkler, P (2nd)
Wayne Pechek, OF (HM)
Gary Brackeen (HM)
Mike Cunico (HM)
1977 Gary Krug, 1B (1st)
Roger LaFrancois, C (1st)
Mark Nipp, P (1st)
Gary Thweatt, OF (1st)
Mike Cunico, SS (2nd)
Terry Bogener, OF (2nd)
Mickey Hatcher, OF (2nd)
Art Toal (HM)
1978 Terry Bogener, OF (1st)
Mark Nipp, P (1st)
David Luethy, 2B (2nd)
David Harrigan, 3B (2nd)
Art Toal, SS (2nd)
Scott Gardner, P (2nd)
1979 Nick Capra, 2B (1st)
David Luethy, SS (1st)
Bryan Stafford, OF (1st)
Tommy Thompson, 3B (1st)
Phil Barringer, DH (2nd)
1980 Robb Glendening, 2B (1st)
Frank Meraz, OF (1st)
Ron Weaver (C) (2nd)
Bryan Stafford (OF) (2nd)



Jonathan Gray

1981 Ray Hayward, P/1B (1st)
John Russell, OF (1st)
Greg Carlton, 2B (2nd)
Gary Springer, SS (2nd)
Mike Empting, C (2nd)
Frank Meraz, OF (2nd)

1982 Kevin Bates, 2B (1st)
John Russell, OF (1st)

1983 Gary Springer, SS (2nd)
Ray Hayward, P/DH (1st)
Ron Leon, OF (1st)
Jay Searcy, 3B (1st)
Paul Williams, OF (1st)
Foster Mullen, OF (2nd)
Darrell Rodgers, P (2nd)

1984 Ron Leon, OF (1st)
Rusty McGinnis, 1B (1st)
Bobby Witt, P (1st)
Jeff Hughes, 2B (HM)
Jeff Kaye, C (HM)
Kevin Pearson, SS (HM)
Steve Peters, P (HM)
Mike Santiago, P (HM)
Jay Searcy, 3B (HM)

1985 Paul Williams, OF (HM)
Rusty McGinnis, 1B (1st)
Steve Peters, P (1st)
John Toal, 2B (1st)
Bobby Witt, P (1st)
Jeff Kaye, C (HM)

1986 Jim Richardson, 3B (HM)
Kevin Burdick, UTL (1st)
Scott Hamilton, P (1st)
Kevin Pearson, SS (1st)
Baine Brooks, OF (2nd)
John Toal, 2B (HM)

1987 Jim Richardson, 3B (HM)
Jack Armstrong, P (1st)
Baine Brooks, OF (1st)
Kevin Burdick, 2B (1st)
Chris Ebright, OF (1st)
Darron Cox, C (HM)

1988 Chris Howard, DH (HM)
Chris Ebright, OF (1st)
Mark Cole, UTL (2nd)
Jim Huslig, SP (2nd)
Kevin King, RP (2nd)
Matt Anderson, DH (HM)
Darron Cox, C (HM)
Todd Butler, OF (HM)

1989 Mark Cole, SS (1st)
Darron Cox, C (1st)
Chris Ebright, OF (1st)
Kevin King, P (1st)
Kevin Castleberry, INF (2nd)
Jim Huslig, P (2nd)
John Douglas, OF (2nd)
Paul Oster, OF (HM)
Matt Ruebel, P (HM)

1990 Scott Campbell, OF/3B (1st)

1991 Brian Eldridge, 2B (1st)
Scott Moore, P (1st)
Marty Neff, OF (1st)

1992 Brian Eldridge, 2B (1st)
Jason Evans, DH (1st)
Zak Krislock, P (1st)
Casey Mendenhall, P (1st)
Clifton Foster, P (2nd)
Byron Mathews, OF (2nd)

1993 Rick Gutierrez, 2B (1st)
Rich Hills, SS (1st)

1994 Bucky Buckles, P (1st)
Rick Gutierrez, 2B (1st)
Rich Hills, SS (1st)
Mark Redman, P (1st)
Darvin Traylor, OF (1st)
Kevin Lovingier, P (HM)

1995 Javier Flores, C (1st)
Rich Hills, SS (1st)
Mark Redman, P (1st)
Aric Thomas, OF (1st)

1996 Bobby Brown, OF (1st)
Javier Flores, C (1st)

ALL-BIG 12

1997 Casey Bookout, DH (1st)
Javier Flores, C (1st)
Geoff Geary, RP (1st)
Jeff Andra, SP (1st)
Brian Shackelford, UTL (HM)
Derek Wathan, SS (HM)

1998 Casey Bookout, DH (1st)
Geoff Geary, SP (1st)
Corey Hart, INF (1st)
Willy Hill, OF (1st)
Derek Wathan, SS (1st)
Jose Montenegro, 3B (2nd)
Kevin Olsen, P (2nd)

1999 Rick Park, DH (HM)
Casey Bookout, DH (1st)
Jeff Bajenaru, P (2nd)
Jason Hoerman, P (2nd)
Zach Lekse, SS (2nd)
Rick Park, DH (2nd)
Bobby Walters, OF (2nd)

2000 Jeff Bajenaru, OF (1st)
Jason Bartlett, 3B (1st)
Jeff Bajenaru, RP (2nd)
Austin Mix, SP (2nd)
Rick Park, 1B (2nd)
Tommy Whiteman, SS (2nd)
Zach Lekse, 2B (HM)

2001 Greg Dobbs, OF (1st)
Jason Bartlett, 3B (HM)
Rocky Cherry, SP (HM)
Sergio Garcia, SS (HM)
Jerome Godsey, CF (HM)

2002 Jason Franz, OF (1st)
Eddie Cornejo, 2B (HM)
David Purcey, RP (HM)
Ryan Richardson, C (HM)
Matt Bose, 3B (Freshman)
Jarod McAuliff, RP (Freshman)

2003 David Purcey, SP (Freshman)
Eddie Cornejo, 2B (1st)
Jarod McAuliff, RP (2nd)
Reggie Willits, OF (2nd)
Casey Brown, RP (HM)

2004 Jarod McAuliff, RP (1st)
Russell Raley, 2B (1st)
David Purcey, SP (2nd)
Mark Roberts, SP (2nd)
Ole Sheldon, 1B (2nd)
Eric Thornton, DH (2nd)
Daniel McCutchen, RP (HM)
Ryan Rohlinger, SS (HM)

2005 Garrett Patterson, 2nd)
Russell Raley (2nd)
Ryan Rohlinger (2nd)
Kody Kaiser (HM)
Daniel McCutchen (HM)
Will Savage (HM)
Kevin Smith (HM)
Eric Thornton (HM)

2006 Chuckie Caulfield (2nd)
Steven Guerra (2nd)
Daniel McCutchen (2nd)
Russell Raley (2nd)
Aaron Reza (2nd)
Ryan Rohlinger (2nd)
Kevin Smith (2nd)

2007 Jackson Williams (HM)
Stephen Porlier (2nd)
Jackson Williams (2nd)
Joseph Hughes (HM)
Aaron Ivey (HM)
Joe Dunigan (HM)
Aaron Reza (HM)
Heath Taylor (HM)
Aaron Baker (HM)

2008 Aljay Davis (2nd)
Mike Gosse (HM)
Jamie Johnson (HM)

2009 Bryant Hernandez (1st)
Jamie Johnson (1st)
J.T. Wise (1st)
Aaron Baker (2nd)
Garrett Buechele (2nd)
Andrew Doyle (2nd)
Ryan Duke (2nd)

2010 Garrett Buechele (1st)
Jack Mayfield (2nd)
Zach Neal (2nd)
Ross Hubbard (HM)
Cameron Seitzer (HM)
Max White (HM)

2011 Garrett Buechele (1st)
Tyler Ogle (1st)
Michael Rocha (1st)
Cameron Seitzer (2nd)
Casey Johnson (2nd)
Evan Mistich (HM)
Dillon Overton (HM)
Burch Smith (HM)
Max White (1st)
Erik Ross (2nd)
Jordan John (2nd)
Dillon Overton (HM)

2012 Jonathan Gray, RHP (1st)
Matt Oberste, IF (1st)
Craig Aikin, OF (2nd/Freshman)
Jacob Evans, LHP (2nd/Freshman)
Dillon Overton, LHP (2nd)
Max White, OF (2nd)
Anthony Hermelyn, C (HM/Freshman)
Jack Mayfield, IF (HM)

2014 Ralph Garza Jr., RHP (Freshman)
Mac James, UT (1st)
Sheldon Neuse, IF (1st)
Craig Aikin, OF (2nd)
Hunter Haley, OF (HM)
Austin O'Brien, IF (HM/Freshman)

2015 Craig Aikin, OF (1st)
Kolbey Carpenter, IF (1st)
Jake Elliott, RHP (HM)
Jacob Evans, LHP (2nd)
Alec Hansen, RHP (HM)
Anthony Hermelyn, UT (1st)
Kyle Mendenhall, IF (HM)
Sheldon Neuse, IF (1st)
Robert Tasin, RHP (2nd)
Chris Andritsos, RHP (HM/Freshman)
Jack Flansburg, IF (HM)
JB Olson, RHP (HM)
Cody Thomas, OF (HM)
Steele Walker, OF (HM/Freshman)
Sheldon Neuse, SS (1st)

2016 Connor Berry, RHP (HM)
Ben Hollas, OF (HM)
Jake Irvin, RHP (HM)
Austin O'Brien, 1B (HM)
Devon Perez, RHP (HM)
Renae Martinez, C (2nd)
JB Olson, RHP (2nd)
Steele Walker, OF (1st)
Brylie Ware, DH (1st)
Brandon Zaragoza, SS (Freshman)

2017 Steele Walker, OF (1st)
Jake Irvin, RHP (1st)
Austin Hansen, RHP (1st)
Brylie Ware, 3B (2nd)
Nathan Wiles, RHP (2nd)
Connor Berry, RHP (HM)
Cade Harris, OF (HM)
Brady Lindsly, C (HM)
Kyle Mendenhall, 2B (HM)
Kylar Murray, OF (HM)
Brandon Zaragoza, SS (HM)
Levi Prater, LHP (Freshman)

2018 Cade Cavalli, UTL (1st)
Levi Prater, LHP (2nd)
Jason Ruffcorn, RHP (2nd)
Tyler Hardman, 1B (HM)
Brady Lindsly, C (HM)
Nathan Wiles, RHP (HM)
Brandon Zaragoza, SS (HM)
Ben Abram, RHP (Freshman)
Wyatt Olds, RHP (Freshman)

2019 Tyler Hardman, 1B (1st)
Peyton Graham, 3B (2nd)
Jason Ruffcorn, RHP (2nd)
Conor McKenna, 2B (HM)
Brett Squires, OF (HM)
Brandon Zaragoza, SS (HM)
Jace Bohrofen, OF (Freshman)
Jake Bennett, LHP (1st)
Peyton Graham, SS (1st)
Blake Robertson, 1B (2nd)
Trevin Michael, RHP (2nd)
Jimmy Crooks, C (HM)
Wallace Clark, 3B (Freshman)
Cade Horton, RHP/IF (Freshman)
Jackson Nicklaus, 2B (Freshman)

2020 Braden Carmichael, LHP (1st)
Easton Carmichael, C (1st)
Braden Davis, LHP (1st)
Michael Snyder, IF (1st)
Bryce Madron, OF (2nd)
Kyson Witherspoon, RHP (2nd)
Carter Campbell, LHP (HM)
Anthony Mackenzie, IF (HM)
Scott Mudler, C (HM)
Jackson Nicklaus, IF (HM)
John Spikerman, OF (HM)
Jaxon Willits, IF (HM/Freshman)

BIG EIGHT PLAYER OF THE WEEK

1991 April 2 - Marty Neff
April 9 - Marty Neff
April 30 - Marty Neff

1992 March 30 - Brian Eldridge
April 13 - Brian Eldridge
May 11 - Greg Norton

1994 April 11 - Rick Gutierrez
May 16 - Rich Hills

1996 May 6 - Bobby Brown

BIG EIGHT PITCHER OF THE WEEK

1991 April 2 - Matt Ruebel

1993 April 6 - Kevin Lovingier
April 20 - Steve Connelly
May 9 - Ryan Minor

1994 April 18 - Mark Redman
May 9 - Bucky Buckles

AWARDS

1995 May 16 - Mark Redman
 March 27 - Mark Redman
 April 3 - Mark Redman
 May 1 - Mark Redman
 May 8 - Mark Redman
 1996 April 30 - Toby Wilmot

BIG 12 PLAYER OF THE WEEK

1997 April 21 - Javier Flores
 1998 February 9 - Casey Bookout
 March 2 - Jose Montenegro
 1999 May 10 - Tommy Whiteman
 May 17 - Casey Bookout
 2000 April 3 - Rick Park
 April 24 - Rick Park
 2001 February 6 - Jerome Godsey
 April 9 - Greg Dobbs
 May 7 - Charlie Frasier
 2002 March 11 - Jason Franz
 May 20 - Jason Franz
 2003 March 11 - Jay Yaconetti
 May 6 - Eddie Cornejo-Co
 March 29 - Ole Sheldon-Co
 2004 May 3 - Eric Thornton
 May 10 - Ole Sheldon-Co
 May 23 - Ryan Rohlinger
 2005 February 21 - Joseph Hughes
 2006 March 5 - Aaron Reza-Co
 2007 March 23 - J.T. Wise
 2009 April 27 - Bryant Hernandez
 May 3 - Danny Black
 2010 May 24 - Garrett Buechele
 February 21 - Garrett Buechele
 February 28 - Garrett Buechele
 2011 April 18 - Tyler Ogle
 April 2 - Hunter Lockwood
 2012 February 18 - Matt Oberste
 2013 February 25 - Matt Oberste
 2014 March 10 - Mac James
 March 24 - Hector Lorenzana
 2015 February 23 - Kolbey Carpenter
 March 9 - Sheldon Neuse
 March 23 - Kolbey Carpenter
 April 6 - Anthony Hermelyn
 April 20 - Kolbey Carpenter
 2016 May 16 - Cody Thomas
 2017 April 3 - Renae Martinez
 May 15 - Austin O'Brien
 March 26 - Brylie Ware
 2018 Feb. 25 - Tyler Hardman
 2019 Feb. 24 - Tanner Tredaway
 2020 March 9 - Peyton Graham
 March 15 - Tyler Hardman
 2021 May 16 - Brett Squires
 2022 March 11 - Easton Carmichael
 2024 March 18 - Bryce Madron
 April 22 - Bryce Madron
 May 13 - John Spikerman

BIG 12 PITCHER OF THE WEEK

1997 April 14 - Kevin Olsen
 1998 April 13 - Geoff Geary
 May 10 - Jared Hoerman
 2002 April 22 - David Purcey
 May 6 - Mark Roberts
 2004 February 9 - David Purcey-Co
 March 22 - Jarod McAuliff-Co
 May 17 - Mark Roberts-Co
 2005 March 29 - Steven Guerra-Co
 May 9 - Will Savage-Co
 2006 February 21 - Joseph Hughes
 March 7 - Daniel McCutchen
 May 22 - Daniel McCutchen
 2007 March 5 - Heath Taylor
 April 17 - Stephen Porlier-Co
 2008 March 3 - Michael Rocha
 2009 March 9 - Ryan Duke
 April 27 - Chase Anderson
 2010 March 8 - Jeremy Erben
 May 10 - Jack Mayfield
 2011 March 7 - Michael Rocha
 April 4 - Michael Rocha
 2012 March 5 - Jordan John
 April 12 - Dillon Overton
 2013 February 18 - Dillon Overton
 March 11 - Jonathan Gray
 March 18 - Jonathan Gray
 April 1 - Jonathan Gray
 April 15 - Dillon Overton
 2015 February 16 - Jake Elliott
 2016 May 9 - Alec Hansen
 2017 February 21 - Jake Irvin
 2018 April 2 - Jake Irvin
 April 16 - Nathan Wiles
 May 7 - Jake Irvin
 2019 Feb. 25 - Nathan Wiles
 March 11 - Levi Prater
 2020 March 2 - Dane Acker

2021 May 3 - Jason Ruffcorn
 2022 February 28 - Chass Martinez
 May 2 - Jake Bennett
 2023 April 24 - Carter Campbell
 May 22 - Braden Carmichael
 April 29 - Braden Davis
 2024 May 6 - Braden Davis

BIG 12 NEWCOMER/ROOKIE OF THE WEEK

2013 March 25 - Jacob Evans
 May 13 - Hector Lorenzana
 2014 March 17 - Sheldon Neuse
 April 7 - Sheldon Neuse
 2017 March 13 - Brylie Ware
 2019 March 25 - Jason Ruffcorn
 2020 March 2 - Dane Acker
 2021 May 3 - Brett Squires
 May 10 - Braden Carmichael
 2022 April 14 - David Sandlin
 April 25 - Blake Robertson
 2023 March 13 - Easton Carmichael
 March 20 - Dakota Harris

LOUISVILLE SLUGGER NATIONAL PLAYER OF THE WEEK

2014 March 10 - Mac James
 2015 February 23 - Kolbey Carpenter
 2016 April 11 - Hunter Haley

BIG EIGHT ALL-TOURNAMENT TEAM

1976 Keith Drumright, 2B
 Greg Stitzinger, 3B
 Roger LaFrancois, C
 Ken Palmer, P
 1977 Mark Nipp, P - MVP
 Greg Krug, 1B
 Art Toal, 2B
 Mike Cunico (SS)
 Tommy Thompson, 3B
 Gary Thweatt, LF
 Terry Bogener, DH
 Roger LaFrancois, C
 Don Morris, RF
 1978 Mark Nipp, P
 1979 Nick Capra, 2B - MVP
 David Luethy, SS
 Donnie Graham, OF
 Josh Randall, P
 Tom Kohl, P
 1982 Greg Carlton, 3B
 John Russell, OF
 Darrell Rodgers, P
 1983 Ron Leon, OF
 Ray Hayward, SP
 Pete Zeegers, RP
 Rusty McGinnis, 1B
 1984 Jay Searcy, 3B
 Ron Leon, OF
 John Toal, DH
 Keith Hamilton, SP
 Rusty McGinnis, 1B
 1985 Jim Richardson, 3B
 Andy Franks, OF
 Keith Hamilton, SP
 Steve Peters, SP
 1986 John Toal, 2B
 Tony Gwinn, C
 Chris Stull, OF
 Scott Hamilton, SP
 1987 Kevin Burdick, SS
 Chris Ebright, OF
 Baine Brooks, OF
 Jack Armstrong, SP
 Mike Hensley, SP
 1988 Mark Cole, SS
 Chris Ebright, OF
 Todd Butler, OF
 Matt Anderson, DH
 Chris Burgin, RP
 1989 Mark Cole, SS
 1991 Derrick White, 1B
 Brian Eldridge, 2B
 Matt Ruebel, SP
 1992 Jason Evans, 3B
 Greg Norton, SS
 Scott Marr, OF
 Britt Bonneau, OF
 Clifton Foster, SP
 1993 Rich Hills, 3B
 1994 Ryan Minor, 1B
 Rick Gutierrez, 2B
 M.J. Mariani, 3B
 Rich Hills, SS
 Chip Glass, OF
 Bucky Buckles, RP
 1995 Tristan Paul, 3B
 1996 Javier Flores, C
 Brian Shackelford, UTL

BIG 12 ALL-TOURNAMENT TEAM

1997 Brian Shackelford, OF - MOP
 Javier Flores, C
 Corey Hart, 2B
 Derek Wathan, SS
 Jeff Andra, P
 1998 Rick Park, DH
 1999 Bobby Walters, OF
 Rick Park, DH
 Rick Park, 1B
 Zach Lekse, 2B
 2000 Jason Bartlett, 3B
 2001 Greg Dobbs, UTL
 Jason Franz, OF
 2002 Mark Roberts, P
 Joseph Hughes, OF/P
 Aaron Reza, 3B
 2007 Andrew Doyle, P
 Andrew Doyle, P
 2008 Jamie Johnson, OF
 2009 J.T. Wise, C
 Garrett Buechele, 3B
 2010 Jack Mayfield, INF/P
 2012 Evan Mistic, INF
 Matt Oberste, INF
 Steven Okert, LHP
 Dillon Overton, LHP
 Jonathan Gray, RHP - MOP
 Garrett Carey, 3B
 Anthony Hermelyn, C
 Hector Lorenzana, 2B
 Matt Oberste, 1B
 Max White, OF
 2014 Craig Aikin, OF
 Sheldon Neuse, 3B
 2015 Taylor Alspaugh, OF
 2022 Peyton Graham, SS - MOP
 Jake Bennett, LHP
 Jimmy Crooks, C
 Tanner Tredaway, OF
 John Spikerman, OF
 2023 Jackson Nicklaus, 2B
 2024 Anthony MacKenzie, 3B
 Jaxon Willits, SS
 Kendall Pettis, OF
 Easton Carmichael, DH
 Braden Davis, SP
 Grant Stevens, RP

NCAA ALL-REGIONAL TEAM

1992 Midwest Regional
 Brian Eldridge, 2B
 Greg Norton, DH
 Byron Mathews, OF
 1994 Central Regional
 Darwin Traylor, OF - MVP
 Javier Flores, C
 Ryan Minor, 1B
 Damon Minor, DH
 Mark Redman, P
 1995 Midwest II Regional
 Ryan Minor, 1B - MVP
 Jesse Zepeda, 2B
 Aric Thomas, OF
 Damon Minor, DH
 Mark Redman, SP
 1998 Atlantic II Regional
 Casey Bookout, 1B
 2000 Oklahoma City Regional
 Rocky Cherry, P
 Sean Murphy, DH
 2004 Oklahoma City Regional
 Andrew McGuire, OF
 2005 Oxford Regional
 Chuckie Caufield, OF
 Kody Kaiser, OF
 Ryan Rohlinger, 3B
 2006 Norman Regional
 Ryan Rohlinger, 3B - MVP
 Chuckie Caufield, OF
 Steven Guerra, P
 Joseph Hughes, OF
 Russell Riley, 2B
 Aaron Reza, SS
 Kevin Smith, 1B
 2008 Tempe Regional
 Aaron Baker, 1B
 Mike Gosse, 2B
 Aljay Davis, OF
 2009 Norman Regional
 Aaron Baker, DH
 Jamie Johnson, OF
 Garrett Buechele, 3B
 2010 Norman Regional
 Danny Black, 2B
 Garrett Buechele, 3B
 Tyler Ogle, C

- 2012 Charlottesville Regional
Cody Reine, OF
Bobby Shore, RHP
Matt Oberste, DH - MOP
Caleb Bushyhead, SS
Jack Mayfield, 2B
Dillon Overton, LHP
- 2013 Blacksburg Regional
Cody Reine, OF
Max White, OF - MOP
Jonathan Gray, RHP
Hector Lorenzana, 2B
- 2018 Tallahassee Regional
Thomas Hughes, DH
Kyle Mendenhall, 2B
Brylie Ware, 3B
Nathan Wiles, RHP
Brandon Zaragoza, SS
- 2022 Gainesville Regional
Kendall Pettis, OF - MOP
Jimmy Crooks, C
Peyton Graham, SS
David Sandlin, RHP
John Spikerman, OF
Tanner Tredaway, OF
- 2024 Norman Regional
Scott Mudler, C
Michael Snyder, IF
Bryce Madron, OF
Easton Carmichael, DH
Jett Lodes, P

CWS ALL-TOURNAMENT TEAM

- 1973 Bob Shirley, P
- 1975 Terry Bogener, DH
- 1992 Byron Matthews, OF
- 1994 Chip Glass, OF - MVP
Ryan Minor, 1B
Rick Gutierrez, 2B
Darvin Traylor, OF
Mark Redman, P
- 2022 Peyton Graham, SS
Cade Horton RHP
Tanner Tredaway, OF

ACADEMIC ALL-AMERICAN OF THE YEAR

- 2007 Aaron Ivey (Pictured Right)

ACADEMIC ALL-AMERICANS

- 1972 Bobby Jack (1st)
- 1975 Bill Severns (2nd)
- 1977 Gary Krug (2nd)
- 1982 Greg Carlton (2nd)
- 1988 Matt Anderson (1st)
- 1988 Chris Ebright (3rd)
- 1991 Matt Ruebel (3rd)
- 1997 Casey Bookout (3rd)
- 2006 Aaron Ivey (2nd)
Ryan Rohlinger (2nd)
- 2007 Aaron Ivey (1st)
- 2010 Elliott Blair (3rd)
- 2011 Elliott Blair (2nd)
- 2024 Easton Carmichael

POSTGRADUATE RECIPIENTS

- 1982 Greg Carlton, Big Eight
- 1997 Kevin Burdick, NCAA

ACADEMIC ALL-DISTRICT

- 1998 Casey Bookout (1st)
- 1999 Casey Bookout (1st)
- 2003 Reggie Willits (2nd)
- 2006 Aaron Ivey (1st)
Ryan Rohlinger (1st)
- 2007 Aaron Ivey (1st)
- 2010 Elliott Blair (3rd)
- 2017 Jake Irvin (1st)
- 2024 Austin O'Brien (1st)
Carson Atwood (2nd)
Carter Campbell (2nd)
Easton Carmichael (2nd)

ACADEMIC ALL-BIG EIGHT

- 1984 Scott Ferguson (1st)
Rusty McGinnis (1st)
- 1985 Rusty McGinnis (1st)
Darrell Rodgers (1st)
Keith Hamilton (HM)
- 1986 Kevin Burdick (1st)
- 1987 Baine Brooks (1st)
Kevin Burdick (1st)
Chris Ebright (1st)
- 1988 Matt Anderson (1st)
Chris Ebright (1st)
- 1989 Chris Ebright (1st)
Matt Ruebel (1st)
- 1990 Matt Ruebel (1st)
- 1991 Matt Ruebel (1st)

- 1992 Brett Hemohah (HM)
- 1993 Chip Glass (1st)
Mike Smedes (1st)
Derek Glascoe (HM)
Dustin Hansen (HM)
- 1994 Aric Thomas (1st)
Derek Glascoe (HM)
- 1995 Jeff Andra (1st)
Tristan Paul (1st)
Toby Wilmot (1st)
Derek Glascoe (HM)
Willy Hill (HM)
- 1996 Shawn Snyder (HM)
Javier Flores (1st)
Chad Mead (1st)
Derek Wathan (1st)
Toby Wilmot (1st)
Jeff Andra (HM)
Casey Bookout (HM)
Hunter Covitz (HM)
Derek Glascoe (HM)
Dustin Hansen (HM)
James Reinecker (HM)

ACADEMIC ALL-BIG 12

- 1997 Aron Amundson (1st)
Jeff Andra (1st)
Nathan Bennett (1st)
Casey Bookout (1st)
Hunter Covitz (1st)
Paul McCurtain (1st)
Luke McFarland (1st)
Valentino Pascucci (1st)
Kendall Prather (1st)
Jeremy Vidales (1st)
Chad Cochell (HM)
Geoff Geary (HM)
- 1998 Casey Bookout (1st)
Paul McCurtain (HM)
- 1999 Casey Bookout (1st)
Rocky Cherry (1st)
Hunter Covitz (1st)
Chad Cochell (HM)
Joe Graham (HM)
Evan Greusel (HM)
- 2000 Rocky Cherry (1st)
Jeff Bajenaru (HM)
- 2001 Rocky Cherry (1st)
Evan Greusel (1st)
- 2002 Austin Coose (2nd)
Buddy Blair (1st)
Rocky Cherry (1st)
Heith Gadiant (2nd)
Evan Greusel (2nd)
- 2003 Buddy Blair (1st)
Matt Bose (1st)
Greg Kish (1st)
Reggie Willits (1st)
Luke Alexander (2nd)
Matt Arkison (2nd)
Wayne Baker (2nd)
Eddie Cornejo (2nd)
Austin Mix (2nd)
- 2004 Matt Bose (1st)
Blake Hurlbutt (1st)
Mike Swindell (1st)
David Purcey (2nd)
Mark Roberts (2nd)
- 2005 Aaron Ivey (1st)
Scott Rooker (1st)
Ryan Rohlinger (1st)
Matt Bose (2nd)
- 2006 Aaron Ivey (1st)
Steven Guerra (1st)
Ryan Rohlinger (1st)
P.J. Sandoval (1st)
Daniel McCutchen (2nd)
- 2007 Joseph Hughes (1st)
Aaron Ivey (1st)
Cory Williamson (1st)
Jarod Freeman (2nd)
Jaron Freeman (1st)
Drew Roberts (2nd)
Aaron Baker (2nd)
- 2008 C.J. Blue (1st)
Trey Sperring (1st)
Chase Anderson (2nd)
Matt Harugthy (2nd)
- 2010 Garrett Buechele (2nd)
Caleb Bushyhead (2nd)
Tyler Ogle (2nd)
J.R. Robinson (2nd)
- 2011 Elliot Blair (1st)
Caleb Bushyhead (1st)
Tyler Ogle (1st)
Cameron Seitzer (1st)
Jack Mayfield (2nd)
- 2012 Caleb Bushyhead (1st)

- 2013 Erik Ross (1st)
Jordan John (2nd)
Garrett Carey (1st)
Dusty Dishman (1st)
Jake Fisher (1st)
Jack Mayfield (1st)*
- 2014 Taylor Alspaugh (1st)
Kyle Hayes (1st)
Drew Krittenbrink (1st)
Dylan Neal (1st)
Robert Tasin (1st)
Jacob Evans (2nd)
Hunter Haley (2nd)
Mac James (2nd)
- 2015 Joshua Ake (1st)
Taylor Alspaugh (1st)
Kolbey Carpenter (1st)
Jacob Evans (1st)
Anthony Hermelyn (1st)
Jake Elliott (1st)
Alec Hansoe (1st)
Austin O'Brien (1st)
Craig Aikin (2nd)
Hunter Haley (2nd)
Robert Tasin (2nd)
- 2016 Hunter Haley (1st)
Keaton Hernandez (1st)
Shawn Hunter (1st)
Austin O'Brien (1st)
Cody Thomas (1st)
Alex Wise (1st)
Jack Flansburg (1st)
Ben Hollas (1st)
Jake Irvin (1st)
Austin O'Brien (1st)
Kyle Tyler (1st)
Connor Berry (2nd)
JB Olson (2nd)
- 2017 Connor Berry (1st)
Blake Brewster (1st)
Thomas Hughes (1st)
Jake Irvin (1st)
Kyle Mendenhall (1st)
Devon Perez (1st)
Kyle Tyler (1st)
Steele Walker (1st)
Ryan Madden (2nd)
Kyler Murray (2nd)
Nathan Wiles (2nd)
- 2018 Blake Brewster (1st)
Aaron Brooks (1st)
Tyler Hardman (1st)
Cade Cavalli (2nd)
Ryan Madden (2nd)
Justin Mitchell (2nd)
Brylie Ware (2nd)
- 2020 Michael Betrus (1st)*
Aaron Brooks (1st)
Brady Harlan (1st)
Jason Ruffcorn (1st)
Jordan Vujovich (1st)
Braxton Webb (1st)
Ben Abram (2nd)
Braxton Bohrofen (2nd)
Jaret Godman (2nd)
Conor McKenna (2nd)
Diego Muniz (2nd)
Wyatt Olds (2nd)
Levi Prater (2nd)
- 2021 Jake Bennett (1st)
Carson Carter (1st)
Jaret Godman (1st)
Tyler Hardman (1st)
Brady Harlan (1st)
Logan Kohler (1st)
Diego Muniz (1st)
Wyatt Olds (1st)
Kendall Pettis (1st)
Christian RUEbeck (1st)
Jason Ruffcorn (1st)
Tanner Tredaway (1st)
Braxton Webb (1st)
Peyton Graham (2nd)
- 2022 Ben Abram (1st)
Carson Atwood (1st)
Jake Bennett (1st)
Trent Brown (1st)
Braden Carmichael (1st)
Jimmy Crooks (1st)
Jaret Godman (1st)
Diego Muniz (1st)
Kendall Pettis (1st)
Javier Ramos (1st)
Brett Squires (1st)
Tanner Tredaway (1st)
Peyton Graham (2nd)
Cade Horton (2nd)
- 2023 Carson Atwood (1st)

LETTERWINNERS

According to university records, the following players earned baseball letters during the years indicated. Corrections and additions are welcome and should be addressed to the OU Athletics Communications Office.



Chase Anderson

-A-

Abram, Ben (45).....	2019, 20, 21, 22
Acker, Dane (28).....	2020
Adams, Jeremiah (24).....	2017
Aggers, Harry.....	1934
Aiello, Vincenzo (26).....	2017
Aikin, Craig, (3).....	2013, 14, 15
Ake, Joshua (2).....	2014, 15
Alcorn, John Scott,.....	1947
Aldridge, Bart.....	1923
Alexander, Luke (18).....	2002, 03
Allison, Carl.....	1952, 53, 54, 55
Alspaugh, Taylor (21).....	2013, 14, 15
Ambrose, Joe.....	1932
Amend, John W.....	1933, 34, 35
Anderson, Matt (4).....	1987, 88
Anderson, Chase (9).....	2008, 09
Andra, Jeff (48).....	1995, 96, 97
Andrews, Nicholas (30).....	2022
Andrews, Robert.....	1959
Andritsos, Chris (18).....	2016
Anglin, Gary.....	1970
Anglin, Mike (26).....	1981, 82
Antonio, James.....	1951, 52, 53
Archer, C. W.....	1923, 24, 25
Archibald, Lorin (21).....	2017
Arkison, Matt (15, 10).....	2002, 03
Armstrong, Jack (27).....	1987
Atwood, Carson (34).....	2021, 22, 23, 24
Auffricht, Ernest.....	1906
Augustine, Edward (19).....	1983
Austin, Charles (21).....	1962
Avant, Mason (4).....	1947
Avants, Nick (38).....	1962



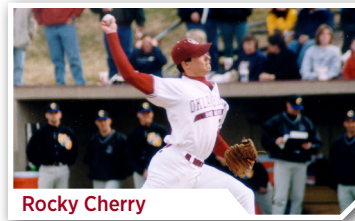
Garrett Buechele

-B-

Baer, Jack,.....	1936, 37, 38
Bagby, Boots (15).....	1965
Bajenaru, Jeff (28).....	1999, 2000
Baker, Aaron (15).....	2007, 08, 09
Baker, Gus.....	1939
Baker, Wayne (35).....	2002, 03
Baldwin, Mike.....	1982
Ballard, Keach (8).....	2014
Bannister, Glenn (12).....	1972, 73
Barefoot, Clifford.....	1909
Barrett, Steve J. (11).....	1966, 67
Barringer, Phil (27).....	1979, 82
Bartlett, Jason (22, 6).....	2000, 01
Bass, Maurice.....	1919
Bates, Kevin (11).....	1981, 82
Beavers, C.....	1907
Beavers, Eddie.....	1937, 38
Beck, Andy.....	1931, 32, 33
Becker, Kenneth R. (3).....	1955, 56, 57
Beets,Walter.....	1929
Beichler, Connor (6).....	2020, 21
Beisel, Cecil (34).....	1979, 81
Belcher, Jim (2).....	1957, 58

Bell, Dick.....	1931
Bellamy, Rod (19).....	1987
Bennett, Jake (54).....	2020, 21, 22
Bennett, Rick (23).....	1989, 90, 91, 92
Benoit, Charles (21).....	2004
Berry, Connor (40, 28).....	2016, 17, 18
Berry, Mike (4).....	1993
Berryman, Carroll.....	1938, 39, 40
Betts, Harold (26).....	1997, 98
Biancamano, Vincent (7).....	2007
Bickerstaff, Colt (5).....	2013, 14
Bircket, Rex.....	1928, 29
Bishop, Ford.....	1923, 24
Black, Danny (9).....	2010
Black, Howard (39).....	1960, 61, 62
Blackmon, Anthony (10).....	1984
Blackwell, Sam.....	1938, 39, 40
Blair, Buddy (46, 16).....	2001, 02, 03
Blair, Elliott (39).....	2008, 09, 10, 11
Blakenship, Chester.....	1907, 08, 09, 10
Blue, C.J (32).....	2008, 09
Blue, Ted (26).....	1955
Bogener, Terry W. (9).....	1975, 76, 77, 78
Bohrofen, Braxton (39).....	2019, 20, 21
Bohrofen, Brent (39).....	1988, 89, 90, 91
Bohrofen, Jace (8).....	2021
Bollinger, Ralph P.....	1940
Bollman, Jason (99).....	2024
Bologna, Vincenzo (16).....	2020
Bonneau, Britt (8).....	1992
Bookout, Casey, (42).....	1996, 97, 98, 99
Boroughs, Richard C.....	1953, 54
Bose, Matt (3).....	2002, 03, 04, 05
Bounds, O.M.....	1914
Bowen, Jim.....	1956, 57
Brackeen, Gary (19).....	1976, 77, 78, 79
Bradbury, Mike, (30).....	1999, 2000, 01, 02
Bradshaw, Chris (7).....	1994, 95
Brady, Tyler.....	2011
Brakebill, William.....	1933, 34, 35
Brand, Ralph E.....	1932, 33
Branson, Randolph (2).....	1966, 67
Brewster, Blake (2).....	2016, 17, 18, 19
Bridgewater, C. Reade.....	1910
Brillhart, Norman W.....	1915, 16
Briones, Chris (44).....	1994
Briscoe, Albert.....	1920, 21, 22, 23
Bristow, "Obie" J. Gordon.....	1922
Brittain, Jack.....	1937, 38
Brooks, Aaron (17).....	2018, 19, 20, 21
Brooks, Baine L. (0).....	1987
Brooks, David C. (2).....	1978-81
Brooks, Gary (37).....	1968
Brown, Bobby (9).....	1995, 96
Brown, Casey (5).....	2003, 04
Brown, Chris (27).....	1998
Brown, Daniel W. (15).....	1955, 56
Brown, Dick (31).....	1969
Brown, Harry.....	1913
Brown, Melvin.....	1950, 52, 53
Brown, Raymond.....	1912
Brown, Trent (2).....	2020, 21, 22
Brownell, John (22).....	2005, 06
Bruce, Stephen.....	2011
Bryan, Noble.....	1918
Buchmann, Connor (15).....	2014
Buckles, Bucky (31).....	1994
Buechele, Garrett (38).....	2009, 10, 11
Buentello, Niko (10).....	2014
Buff, Hardy.....	1929
Bullington, Melvin R.....	1940, 41
Burba, Justin (6).....	2013
Burden, Ray B. (23).....	1961
Burdick, Kevin (15).....	1986, 87
Burgin, Chris (34).....	1987, 88
Burke, Joe E. (6).....	1951, 52, 53
Burke, Kenneth D. (24).....	1926
Burke, Matt (9).....	1989, 90, 91, 92
Burns, Brad (38).....	2005, 06, 07
Burr, Robert M. (7).....	1955, 56, 57
Burrell, M.D.....	1947, 48, 49
Buser, Doug (42).....	2008
Bushyhead, Caleb (5).....	2009, 10, 11, 12
Butler, Todd (22).....	1987, 88
Buttram, Frank.....	1910, 11
Byrom, Dean (22).....	1972, 73

-C-



Rocky Cherry

Cairns, Jack.....	1943
Cairns, Robert F.....	1946, 47
Calhoun, Aaron (17).....	2022, 23
Campbell, Carter (14).....	2022, 23, 24
Campbell, Scott (46, 29).....	1989, 90, 91
Canard, Rolly.....	1906, 07
Cannon, Glen R.....	1929, 30, 31
Canon, William L.....	1981
Cantrell, Brady (0).....	1990
Capra, Nick (4).....	1979
Carey, Charles.....	1909
Carey, Garrett (10).....	2012, 13
Carlton, Greg. (17).....	1979, 80, 81, 82
Carmichael, Braden (27).....	2021, 22, 23
Carmichael, Darby (15).....	1992, 93
Carmichael, Easton (2).....	2023, 24
Carnefix, L.M.....	1984 (M)
Carnes, Ethan (19).....	2013
Carpenter, Dick (9).....	1958
Carpenter, E.J.....	1959
Carpenter, Kolbey (23).....	2013, 14, 15
Carsten, Will (45).....	2023, 24
Carter, Carson (42).....	2020, 21
Carver, Billy Paul (38).....	1985, 86
Castle, Glen (30, 10, 6).....	1969, 70, 71
Castleberry, Kevin (3).....	1988, 89
Caufield, Chuckie (4).....	2005, 06
Cavalli, Brian (12).....	1990
Cavalli, Cade (24).....	2018, 19, 20
Chaffin, Harvey L. (19).....	1962, 63
Champagne, Andre (3, 8).....	1987, 88, 90
Chapell, Don O.....	1930, 31, 32
Cherry, Rocky (38).....	1999, 00, 01, 02
Cheser, William J.....	1922
Choplick, Adam (34).....	2013, 14, 15
Chowning, Jason (23).....	2009, 10
Christian, Jann (23, 3, 4).....	1962, 63, 64
Christmon, Drew (0).....	1992, 93
Churchill Sr., Tom.....	1930
Chyz, John.....	1941, 42, 47
Clanton, Ucal.....	1916
Clark, Bob.....	1944
Clark, Dera J. (37).....	1986, 87
Clark, Wallace (6).....	2022, 23
Clark, William.....	1910, 12, 13
Clarke, Gordon.....	1934, 35, 36
Clary, David (27, 6).....	1957, 58
Claunch, Eloin.....	1934
Cloud Jr., W.M. "Buster" (20, 15).....	1952, 53, 54
Coah, Francis N.....	1933, 34, 35
Cobb, Francis.....	1933, 34
Cobb, Marvin (36).....	1987, 88, 89
Cochell, Chad (36).....	1997, 98, 99, 2000
Cochell, Craig (16).....	1992
Cohlmia, Kay (17, 34).....	1966, 67, 68
Coil, Fay.....	1928, 29
Cole, Mark (7).....	1987, 88, 89
Coleman, Steve (5).....	1982
Collazo, Anthony (46).....	2010, 11
Collins, L. Dwight.....	1941, 42
Collins, Sherman, E. (31).....	1987
Conaway, Nick (19).....	2006, 07
Conkling, R.A.....	1905, 07, 10, 11
Conley, Jay (13).....	1965
Connelly, Steve (35).....	1993, 94, 95
Conrad, John C.....	1926
Cook, Elbert.....	1928, 29
Cook, Kim E. (18).....	1970, 71, 72
Cook, Vernon.....	1925
Coolbaugh, Tyler (16).....	2014, 15
Cooper, Terry (10).....	1965
Coose, Austin (39).....	2000, 01
Copping, Corey (25).....	2013, 14, 15
Corley, Ray.....	1943
Cornelius, Tim (40, 6).....	1985, 86, 87
Cornelius, William.....	1923
Cornejo, Eddie (6).....	2002, 03
Cosby, Darin (35).....	1986, 87, 88

Cossins, Tim (10).....	1992, 93
Cotton, Berry.....	1919, 21
Couch, Flourney.....	1918, 19
Courtwright, Raymond.....	1911-14
Courty, Paul J.....	1948, 49
Covitz, Hunter (21).....	1997, 98, 99
Cowan, Jackie R. (34, 14).....	1962, 63
Cowherd, Harold (33).....	1969
Cox, Darron (25).....	1987, 88, 89
Cox, Joe W. (19, 16).....	1964, 65, 66
Cox, W.V.....	1918, 20, 21
Crabb, Jim (21).....	1952, 53, 54
Craddock, Chad.....	1979
Craddock, Jimmie.....	1938
Cronley, Jay (13).....	1964, 65, 66
Crooks, Dylan (43).....	2024
Crooks, Jimmy (3).....	2021, 22
Crosby, Jerry.....	1939
Cross, Joffre.....	1938
Cudjo, Richard (33, 18).....	1981, 82
Cuellar, Logan (17).....	2000
Cumberland, Hal.....	1941, 42, 47
Cunico, Michael J. (6).....	1974, 75, 76, 77
Curran, Jeffrey (40).....	2014, 15

-D-

Daniel, Breydon (40).....	2021
---------------------------	------




Keith Drumright

Daniele, Alex (21).....	2016
Darby, Jon (21).....	1961
Darden, Tony (35).....	1991
Davis, Aljay (8).....	2007, 08
Davis, Braden (13).....	2024
Davis, Elton (18).....	1947, 48, 49
Davis, John E. (11).....	1950, 51
Davis, Kale (40).....	2023
Davis, Skivey A.R.....	1917-21
Davis, Steve (31).....	1962
Day, Rex (25).....	1982
Deal, Clarence.....	1943, 47
Deal, Roy B.....	1939
Demco, Brad (26).....	2020, 21
Dean, Scott (31).....	1981, 82
Dean, Steve (10).....	1989, 90, 91
Deaton, Leroy.....	1940
Denney, Kyle (13).....	1998, 99
Denton, Dick H. (32).....	1960, 61, 62
Denton, Mickey.....	1981
DeRenzo, Domenic (9).....	2016, 17, 18
Disbro, Russell L. (9, 29).....	1966, 67, 68
Dishman, Dusty (2).....	2013
Ditto, R.B.....	1947
Dobbs, Greg (29).....	2001
Dobson, Shannon (4).....	1985, 86
Dodson, Carroll.....	1909
Dolph, Chancey H.....	1921, 22
Douglas, Jim.....	1944
Douglas, John (0).....	1988, 89
Douthit, Braxton (23).....	2023
Doyle, Andrew (14).....	2007, 08, 09
Drumright, Keith A. (2).....	1973, 74, 75, 76
Duke, Ryan (28, 17).....	2008, 09, 10, 11
Dunbar, Clint (35).....	2000
Dunigan, Joseph (21).....	2005, 06, 07
Dunn, Robert.....	1912, 13
Dunson, Raymond.....	1933
Durall, Vance.....	1948, 49
Durkee, Jack F.....	1922, 23
Duvall, Byron.....	1948, 49

-E-

Early, William.....	1905
Eaton, Thomas R. (4).....	1974
Ebright, Chris (11).....	1987, 88, 89
Echelle, Brian.....	1986
Eckernode, Steve G. (12).....	1986, 87
Eddings, Jay P. (26).....	1984, 86, 87
Edge, Gregory J. (3).....	1985



Brian Eldridge



Rick Gutierrez




Aaron Ivey

Eisenberg, Ricky (10)..... 2010,11
 Eldridge, Brian (11)..... 1991, 92
 Elliott, Jake (33)..... 2014, 15, 16
 Ellis, Cale (2)..... 2010,11
 Ellison, Chris (1)..... 2009,10,11
 Elsey, Justin (30)..... 1997, 1998
 Elstrom, Marvin..... 1932
 Empting, Mike (12)..... 1981, 82
 Engskov, Patrick (9)..... 2023, 24
 Enos, G.J..... 1942
 Erben, Jeremy (12)..... 2008, 09,10
 Estep, Robert..... 1944
 Estes, Marc..... 1980
 Eubanks, Lewis L..... 1946, 47, 48, 49
 Evans, Jacob (11)..... 2013, 14, 15
 Evans, Jason (6)..... 1992

-F-

Fears, Walter T..... 1918



Eddie Fisher

Feezell, Randolph M. (25, 5)..... 1969, 70, 71
 Felt, Wright..... 1915, 16
 Ferguson, Craig (26)..... 1980
 Ferguson, Scott I. (17)..... 1984, 85
 Feye, Terry (32)..... 1979, 80
 Fink, Braidyn (42)..... 2017, 18
 Finkenbinder, Don (13)..... 1961
 Fisher, Eddie..... 1956, 57, 58
 Fisher, Jake (39)..... 2012, 13
 Fisher, Matt (4)..... 2001, 02
 Fisher, Roy..... 1918
 Fisher, Shayne (7)..... 1996
 Fitzhugh, David (26)..... 1980
 Flansburg, Jack (42, 7)..... 2016, 17
 Fleming, Ed..... 1909, 10, 11
 Fleming, Gary..... 1972
 Flores, Javier. (4)..... 1994, 95, 96, 97
 Flores, Shane (13)..... 1986
 Foley, Larry..... 1952, 53, 54
 Folger, Douglas (30, 28, 8)..... 1968, 69, 70
 Folsom, Jim (3)..... 1964
 Fooshee (unknown)..... 1916
 Ford, Mike (6)..... 1972, 73
 Foster, Clifton (39)..... 1992
 Fouts, Warren (36)..... 1960, 61, 62
 Fowble, Arin (35)..... 2006
 Fowler, Dalton (11)..... 2021
 Fox, George..... 1923, 24
 Fox, Timothy Paul (18)..... 1973, 74
 Frank, Ronald Dean (4, 24)..... 1967, 68
 Franks, Paul Andrew (9)..... 1984, 85
 Franz, Jason (21)..... 2002
 Frasier, Charlie (19)..... 2001, 02
 Frazier, Cameron (8)..... 2015
 Frazier, George A. (25)..... 1975, 76
 Frederick, Carter (16)..... 2024
 Freeman, Jarod (17, 27)..... 2005, 06, 07, 08
 French, Curtis..... 1956, 57, 58
 Friday, James (30)..... 1979
 Fry, William Leonard..... 1944
 Fulps, W.I..... 1933

-G-

Gajewski, Ken (43)..... 1994
 Galvin, David (31)..... 1995
 Gann, Jamie (23)..... 1996
 Garcia, Sergio (9)..... 2001

Gardner, Damon (42)..... 1992, 93
 Gardner, K. Scott (16)..... 1977, 78, 79, 80
 Garland, David..... 1910
 Garms, Donnie..... 1972 (M)
 Garms, Roger..... 1973 (M)
 Garza, Jr., Ralph (32)..... 2013, 14, 15
 Garza-Gongora, Rocco (20)..... 2023, 24
 Gaylor, Rocky..... 1985 (M)
 Geary, Geoff (22)..... 1997, 1998
 Geiger, Gary W. (14)..... 1984
 Gentry, J. Richard..... 1918, 19, 20
 George, Scotty (18)..... 1984
Gholston, Jacob (11)..... 2024
 Gibson, Ryan (43)..... 2010
 Gilchrist, Stan (11)..... 1968
 Gill, Hal G (35)..... 1960
 Girod, Scott (27)..... 1990
 Girton, Brendan (30)..... 2024
 Glascoe, Derek (40)..... 1993, 94, 95, 96
 Glass, Chip (15)..... 1993, 94
 Glendening, Rob E. (13)..... 1977, 78, 79, 80
 Godman, Jaret (23)..... 2019, 20, 21, 22
 Godsey, Jerome (8, 7)..... 2000, 01
 Goldston, Chuck (27)..... 1991
 Gonzales, Izzy (27)..... 1996
 Gooch, Tyler (23)..... 2005
 Gosse, Mike (5)..... 2007, 08
 Gott, Allen (5)..... 1965
 Gower, Tim (22)..... 1992
 Graham, Don (8)..... 1979, 80, 81, 82
 Graham, Joe (4)..... 1999
 Graham, Peyton (20)..... 2020, 21, 22
 Graves, Bobby (29)..... 1998, 99
 Gray, Jonathan (22)..... 2012, 13
 Gray, Richard (23)..... 1983
 Green, Kelly..... 1948
 Gregg, Jay (26)..... 1961, 62
 Gregory, Bob (9)..... 1955, 56, 57
 Gretjak, Bryan (15)..... 1990
 Gressel, Evan (37)..... 1999, 00, 01, 02
 Griffin, Ray..... 1924, 25
 Groom, Sidney..... 1923, 24
 Groth, Bryan (25)..... 2007, 09,10
 Grove, Dylan (23)..... 2016, 17, 18
 Grubb, Sean (18)..... 1985, 86
 Guerra, Steven (48)..... 2005, 06
 Guillory, Anthony (30)..... 1986
 Gullledge, Joe..... 1938, 39
 Gundy, Cale..... 1992
 Gutierrez, Rick (6)..... 1993, 94
 Gwinn, Tony A. (5)..... 1986

-H-



Rich Hills

Hachem, Julian (25)..... 2023
 Haddock, Jerry (38, 17)..... 1961, 63
 Haggard, Chris (5)..... 2000, 01
 Hale, Mike..... 2000
 Haley, Hunter (4)..... 2013, 14, 15, 16
 Hall, Huston R..... 1939
 Hall, Ron (22, 19)..... 1968, 1969, 70
 Halling, Harold..... 1939, 1940, 41
 Hamilton, Larry (6)..... 1953
 Hamilton, R. Keith (21)..... 1982, 83, 84, 85
 Hamilton, Scott (33)..... 1985, 86
 Hammond, Jim (12)..... 1956, 1957, 58
 Hammond, Robert..... 1946

Hankins, Brandon..... 2000, 01
 Hansen, Alec (35)..... 2014, 15, 16
 Hansen, Austin (38)..... 2016, 17, 18
 Hansen, Dustin (2)..... 1993, 94, 95, 96
 Hardman, Tyler (36)..... 2018, 19, 20, 21
 Hardwick, Hobart..... 1934, 35, 36
 Hargrove, Kerry Len (10)..... 1979, 80, 81, 82
 Harlan, Brady (21)..... 2019, 20, 21
 Harper, Gary..... 1967, 68
 Harrah, William F. (4)..... 1951, 52
 Harrigan, David (7)..... 1977, 78, 79
 Harrington, W. Scott (21, 1)..... 1968, 69, 70
 Harris, Cade (3)..... 2016, 17, 18
 Harris, Dakota (10)..... 2023
Harris, Dasan (17)..... 2024
 Harris, George..... 1914, 15
 Harris, Zach (26)..... 2001
 Harrison, Drew (45)..... 2010, 11, 12
 Harrison, Gray (41)..... 2023
 Hart, Corey (20)..... 1997, 98
 Harugthy, Matt (4)..... 2008, 09
 Haskell, Lawrence..... 1921, 22
 Haswell, A.J..... 1928, 29
 Hatcher, Mickey (8)..... 1977
 Hawkins, Clay (7)..... 1998
 Hayes, LaFringe (31)..... 2003, 04
 Hayes, Kyle (36)..... 2013, 14
 Hayward, Ray (13)..... 1980, 81, 83
 Heath, John..... 1939, 40, 41
 Hebert, Bud (33)..... 1979, 80
 Hembree, Robert (22)..... 1959, 60, 61
 Hendrick, David (28)..... 1982, 83
 Hendrix, A.W..... 1909
 Hendrix, Gus..... 1944
 Henry, Chris (32)..... 2007
 Hensley, Mike (17)..... 1986, 87, 89
Hensley, Reid (42)..... 2024
 Hermelyn, Anthony (9)..... 2013, 14, 15
 Hernandez, Bryant (9, 2)..... 2007, 08, 09
 Hernandez, Jon..... 1944
 Hernandez, Keaton (12)..... 2015, 16
 Herren, Kaleb (18)..... 2009, 2010
 Herrera, Brenan (8)..... 2004
 Hickey, Mike (6)..... 1990
 Hill, Charles (22)..... 1957
 Hill, Russell (6)..... 1949, 50
 Hill, Willy (3)..... 1995, 96, 97, 98
 Hills, Rich (17)..... 1992, 93, 94, 95
 Hinson, Travis G..... 1933, 34, 35
 Hinz, Bruce (25)..... 1981, 82, 83
Hitt, James (48)..... 2023, 24
 Hobby, Brewster..... 1957, 58, 59
 Hodges, Vic M. (28)..... 1977, 78
 Hoerman, Jared (33)..... 1998
 Hogan, John C..... 1921
 Hogge, William Carl..... 1930
 Holder, Laverne..... 1933
 Hollas, Ben (30)..... 2016, 17
 Hollis, Albert..... 1909
 Holt, Delbert (5)..... 1946, 47, 48, 49
 Holt, Tim..... 1976
 Honea, Bud..... 1925, 26
 Hooper, Tim (20)..... 2000
 Hopkins, Denny (11, 3)..... 1964, 65
 Hornbeek, Ron (19)..... 1965, 66
 Horner, Truman..... 1909
 Horton, Cade (9)..... 2022
 House, Charlie (37)..... 2003, 04
 Housh, Charles..... 1906, 07
 Hover, Lee (8)..... 1978
 Howard, Christopher (39)..... 1986, 87
 Hubbard, Antwonie (11)..... 2008, 09
 Hubbard, Ross (28)..... 2009, 10
 Hughes, Bob (8)..... 1955, 56, 57, 58
 Hughes, Jeff S. (34)..... 1984
 Hughes, Joseph (33)..... 2006, 07
 Hughes, Thomas (11)..... 2016, 17, 18
 Hunter, Bernard..... 1923, 24, 25
 Hunter, John..... 1935, 36, 37
 Hunter, Lee..... 1927, 28, 29
 Hunter, Norde..... 1925
 Hunter, Shawn (28)..... 2015, 16
 Hurlbutt, Blake (22)..... 2004
 Hurley, Mike (21)..... 1988
 Hurst, Stephen T. (4)..... 1983
 Huslig, Jim (28)..... 1987, 88, 89, 90

-I-

Ignace, Edward G. (22)..... 1951

Inman, Bert (11)..... 1990
 Inman, Wade (5)..... 1987, 88, 89, 91
 Irvin, Jake (27)..... 2016, 17, 18
 Issacs, Keith (18)..... 1977
 Ivey, Aaron (10, 13)..... 2004, 05, 06, 07

-J-

Jack, Bobby (23)..... 1970, 71, 72



Eliot Joyner

Jackson, Danny (16)..... 1981
 Jackson, Dillard..... 1936, 37, 38
 Jacobs, Jack..... 1942
 Jacobs, Richard A. (13)..... 1970, 71, 72
 Jakubauskas, Chris (22)..... 2002
 James, Mac (28)..... 2013, 14
 Jastrow, Karl (25)..... 1979
 Jayroe, Jr., Robert R. (29)..... 1960, 61, 62
 Jenkins, Ben (12)..... 1992
 Jensen, Rick A. (4)..... 1974, 75
 Jepson, Fred..... 1905
 Jerome, R.F..... 1930
 John, Jordan (19)..... 2011, 12
 Johnson, Casey (3)..... 2008, 09, 10, 11
 Johnson, David Bruce (19)..... 1984, 85
 Johnson, Gus..... 1922, 23
 Johnson, H.L..... 1915
 Johnson, Henry..... 1915
 Johnson, Jamie (6)..... 2008, 09
 Johnson, John N. (20, 24)..... 1969, 70
 Johnson, Montford..... 1914
 Johnson, Neil R..... 1912, 13, 14, 15
 Johnson, Terry (23)..... 2002, 03
 Jolly, Terry (17)..... 1972, 73, 74, 75
 Jones, Bob (4)..... 1955
 Jones, Brandon (12)..... 2002, 03
 Jones, Dick S..... 1925, 26
 Jones, Henry R..... 1950
 Jones, Hayden (24)..... 2015
 Jones, Joe (19)..... 1956, 57
 Jones, Sterling (12)..... 1953, 54
 Jones, Tom (1, 21)..... 1958, 59, 60
 Jones, Vester Coy..... 1944
 Jones, Whit (12)..... 1981
 Jordan, Joe B. (32)..... 1985
 Joseph, Cliff..... 1918, 20
 Joyner, Eliot (9, 3)..... 2000, 01

-K-

Kager, Alex (21, 11)..... 1976, 77, 78, 79
 Kaiser, Kody (5)..... 2005, 2006
 Kaye, Jeffrey Michael (12)..... 1983, 84, 85
 Kee, Charles..... 1932
 Keling, Corey (19)..... 1988, 89, 90, 91
 Kelley, Roy O..... 1923, 24
 Kelly, Kirk R. (10)..... 1986
 Kemohah, Brett (7)..... 1991, 92, 93
 Kern, John (12, 15)..... 1963, 64
 Kernek, George (33)..... 1960, 61
 Kerns, Austin (36)..... 2016, 17
 King, Bryan (2)..... 2001
 King, Kenny (9)..... 1972, 73, 74
 King, Kevin (37)..... 1988, 89, 90
 King, Morris K..... 1944
 Kirchner, Bryon..... 1920
 Kirk, Jim (12)..... 1950
 Kish, Greg (34)..... 2002, 03
 Kitch, Denver (8)..... 2001, 2002, 03
 Kline, Steve (2)..... 1965

LETTERWINNERS



Denver Kitch



Damon Minor



Rick Park

Knox, William P. (5) 1952, 53, 54
 Kohl, Tom (31) 1979, 80
 Kohler, Logan (13) 2020, 21
 Kolbrenner, Robert (25) 1962
 Kosenski, John (16) 1988, 89, 90
 Krislock, Zak (36) 1992
 Krittenbrink, Drew (42) 2012, 13, 14
 Krsnick, Joe (9) 1971
 Krug, Gary E. (23) 1976, 77
 Kunkler, Marty (18) 1974, 75, 76

-L-

Lacer, Ray 1942, 43
 Lachmann, Tom (29) 1988
 Ladd, Kindle (17) 2012, 13, 14



Kevin Lovingier

LaFrancois, Roger V. (22) 1975, 76, 77
 Lair, Ted (13) 1973, 76
 Lally, Tom 1941
 Lamb, Tommy (25) 2021
 Lambert, Ryan (28) 2024
 Lampton, Preston, L. 1928, 29, 30
 Lance, Brandon (38, 4) 2003, 04
 Landreth II, George H. (25) 1977
 Lane, Isaiah (6) 2024
 Lane, Stan (22) 1983, 84, 85
 Lasater, Victor, 1938, 39, 40
 Lashley, Larry 1978 (M)
 Lashley, Mickey Lewis (26) 1973-76
 LaValley, Carter (11) 2020
 Lavender, Robert K. (14, 2) 1986, 87
 Lawrence, Stanley Herbert (11) 1974, 75
 Layton, Lester 1942
 Leake, Jr., John E. (12) 1952, 53, 54, 55
 Leeper, James F. (24, 6) 1955, 56, 57
 Lekse, Zach (2) 1999, 2000
 Leon, Ron (5) 1983, 84
 Lewallen, Keith (28) 1957
 Lindsey, Paul 1924, 25
 Lindsey, Tom (24, 8) 1963, 64
 Lindsly, Brady (40) 2017, 18, 19, 20
 Linn, Eric (14) 1994, 95, 96
 Little, Byron 1918, 19, 20
 Lloyd, George (3) 1958, 59
 Lobaugh, Eph 1929, 30, 31
 Lockwood, Hunter (23) 2012
Lodes, Jett (29) 2021, 22, 23, 24
 Lookabaugh, John 1932
 Lookabaugh, L.L. 1916
 Looper, Aaron (22) 1996
 Looper, Garry D. (18) 1965, 66
 Lorenzana, Hector (12) 2013, 14
 Lovelady, Matt (28) 2006, 07
 Loving, George (13) 1952, 53, 54, 55
 Lovingier, Kevin (28) 1992, 93, 94
 Luethy, David Jon (15) 1977, 78, 79
 Lunquist, David (20) 1972
 Luton, Stanley Scott (11) 1983
 Lyon, Verne 1922

-M-

Mabrey, C. 1941
Mackenzie, Anthony (3) 2023, 24
 Madden, Ryan (13) 2016, 17, 18, 19
 Madron, Bryce (12) 2023, 24
 Magnifico, Damien (32) 2012
 Manning, A.O. 1913
 Manwell, Brian (18) 1998

Mariani, M.J. (16) 1994, 95
 Marino, Mike (15) 1971, 72, 73
 Marr, Scott (4) 1991, 92
 Marsh, James H. 1921, 22, 23
 Martin, Doug (10) 1955
 Martin, Kent Ray, 1944
 Martin, M. Douglas (15,14) 1963, 64, 65
 Martinez, Chazz (48) 1926
 Martinez, Renae (41) 2016, 17
 Maschino, David (32) 1982, 83
 Mason, Raymond A. 1926
 Mason, Tom(19) 1955, 56
 Massey, Lance (28) 1996
 Mathews, Byron (25) 1990, 91, 92
 Matthews, Zack (32) 2018, 19, 20
 Mauk, Clarence, 1942
 Maxwell, Tom (8) 1965 (M)
 May, John H. 1930, 31, 32
 Mayfield, Jack(8) 2010, 11,12, 13
 Mays, Joe, 1924, 27
 McAuliff, Jarod (2) 2002, 03, 04
 McCarter, Jake (22) 2008
 McConnell, Jerry (14) 1955
 McCredie, Hugh, 1906, 07
 McCurtain, Paul (23) 1997, 98
 McCutchen, Daniel (27) 2004,05, 06
 McDaniel, Kevin, 1987 (M)
 McDonald, Denzil (28) 1961, 62, 63
 McDonald, Merrrell 1943
 McFarland, Luke (15) 1997
 McGinnis, Russell "Rusty" (25) 1984, 85
 McGrath, Milton, 1941
 McGuire, Andrew (19) 2003, 04
 McGuire, Lonnie (25) 1963
 McGwire, Max (21) 2022
 McIlraith, Thomas (13) 2015
 McKee, Phil C. (27) 1950, 51
 McKenna, Conor (5) 2019, 20, 21
 McKittrick, Greg (13) 1988, 89
 McLaughlin, M.T., 1921, 22, 23
 McMahan, Al, 1926
 Mead, Chad (16) 1996, 97
 Meadows, Glenn 1918, 19
 Meek, Stan (1) 1972, 73, 74
 Megless, Steve (18) 1972
 Meikle, John 1933
 Mele, John (17) 1991
 Melton, Joe M.L. (14) 1960
 Mendenhall, Casey (18, 21) 1990, 91, 92
 Mendenhall, Kyle (5) 2015, 16, 17, 18
 Meraz, Frank (16) 1980, 81
 Merrell, Gene 1943
 Meunier, Mickey (9) 1993, 94
 Meyer, Milton 1911
 Meyer, Myles (52) 2024
 Meyers, Roy 1934
 Miller, Griffin (52) 2022
 Mills, Bus 1930, 31
 Minor, Damon (13) 1993, 94, 95, 96
 Minor, Ryan (30) 1993, 94, 95
 Minton, Frank (3) 1954
 Minton, Fred (4) 1954
 Mistich, Evan (9) 2011, 12
 Mitchell, Jr., Dale (5) 1963, 64
 Mitchell, Dale 1942, 43, 44, 45, 46
 Mitchell, Jim 1943
 Mitchell, Justin (14) 2018, 19, 20, 21
 Mix, Austin (27) 2000, 01, 02, 03
 Mizel, Harvey 1948
 Mobra, Joe (16) 1953, 54, 55, 56
 Monroe, Ira "Eph" 1935, 36, 37
 Montenegro, Jose (25) 1997, 98
 Montgomery, Jack 1926
 Moore, Carroll, 1906, 07, 09
 Moore, Marshall, 1906
 Moore, Scott (38) 1991, 92
 Moore, Sidney M, 1906
 Morgan, Chester, 1912

Morgosh, Ray (5) 1949
 Morris, Dennis E (18) 1956
 Morris, Don (17) 1976, 77, 78
 Morris, Walter W. (12) 1949, 50
 Morris, Warren, 1937, 38, 39
 Morrison, C.E., 1923
 Morton, Carl (16) 1964
 Morton, Terry (12) 1964
 Moss, Brandon (23) 2006, 07
 Mottorn, Ryan (16) 2004, 06, 07, 08
Mudler, Scott (22) 2024
 Mullen, Foster (30) 1982, 83
 Munneke, John Erick (18) 2000, 01
 Muniz, Diego (1) 2019, 20, 21, 22, 23
 Murphy, Floyd (28) 1950, 51, 52
 Murphy, Sean (3) 1999, 2000
 Murray, John, 1928, 29
 Murray, Kyler (7) 2017, 18

-N-

Nations, Leroy 1918
 Neal, Dylan (18) 2012, 13, 14
 Neal, Zach (32) 2010



Greg Norton

Neel, Eddie 1974 (M)
 Neely, Joel K. (32) 1984
 Neff, Marty (5) 1991
 Neil, Dan 1912
 Neuse, Sheldon (22) 2014, 15, 16
 Newcomer, F. Breen (19) 1973, 74, 75
 Newell, Charles H. 1905, 06, 07
 Newman, Joseph (43) 2007
 Newman, Otha 1930, 31
 Nicklaus, Jackson (15) 2022, 23, 24
 Nipp, Don (18) 1958, 59, 60
 Nipp, Mark A. (30) 1977, 78
 Noles, Jade (5) 1997, 98
 Noller, Rob (22) 1981
 Norris, Granville T. 1926, 27, 28
 Norton, Greg (18) 1991, 92, 93
 Nosari, Jim (1) 1971

-O-

O'Brien, Austin (44) 2014, 15, 16, 17
 Oberste, Matt (14) 2012, 13
 Ogle, Tyler (35) 2009,10, 11



Matt Oberste

Ogilvie, Frank A. 1921
 Okert, Steven (15) 2012
 Olds, Wyatt (15) 2019, 20, 21
 Oliver, Joe (10) 1978
 Olsen, Kevin (28) 1997, 98
 Olson, JB (25) 2016, 17
 Orme, Anthony (10) 1966
 Orr, Charles 1910-14
 Orduño, Sebastian (11) 2022, 23
 Ortiz, Russell (23) 1993, 94, 95
 Oster, Paul (12) 1988, 89
 Overton, Dillon (13) 2011, 12, 13
 Overton, Lynn (31, 33) 1961, 63, 64
 Owen, Steve (15) 1958, 59
 Owens, Mike (10) 1995


-P-

Pace, Glyndol* NA
 Pace, Michael W. (3) 1977
 Palmer, Kenneth (16) 1974, 75, 76
 Palmer, Matt (5) 1980, 81
 Parese, William (38) 1964
 Parham, William C. (7) 1984

Parish, Jacky Ray (12) 1974, 75
 Park, Jim (4) 1956, 57, 58
 Park, Kyle 1986
 Park, Rick (32) 1997, 98, 99, 2000
 Parker, Bill 1943
 Parkhurst, D. Patrick (14, 12) 1970, 71
 Parks, Harold 1940, 41
 Parks, Howard 1935
 Parks, Ralph 1948
 Pascucci, Valentino (10) 1997, 98
 Patterson, Garrett (35) 2005
 Patterson, Larry (6) 1966, 67
 Patterson, Sidney 1933, 34
 Paul, Tristan 1995
 Peach, Eddy (30, 10) 1961, 62, 63
 Pearson, Charles (35) 1962
 Pearson, Kevin (2) 1983, 84, 85
 Pease, Joe (30) 1989
 Pecheck, Wayne G. (8) 1974, 75, 76
 Pedretti, Joel (12) 2006, 07
 Pennington, Brett (41, 44) 1995, 96
 Perez, Devon (20) 2017, 2018
 Peters, Steven B. (13, 30) 1984, 85
 Pettis, Kendall (7) 2020, 21, 22, 23, 24
 Phillips, David E. 1923, 24, 25
 Phillips, Lanny A. (8) 1973
 Pickard, John C. 1923, 24
 Pierce, Carson (21) 2023
 Pierce, E. 1907
 Plath, Ron (14) 1957,1958, 59
 Polk, Hudson (16) 2021, 22
 Ponder, Charles 1913
 Ponder, Elmer 1914, 15
 Ponio, Mike (18) 1988, 89
 Pope, James 1938, 39, 40
 Porlier, Stephen (37) 2007, 09
 Powell, Dax (21) 1995
 Powell, Ty (9) 1981, 82, 84
 Prater, Levi (25) 2018, 19, 20
 Price, Charles S. 1915, 16
 Price, Luke (77) 2019
 Prince, David (4, 1) 1966, 67
 Pringle, Gale 1942
 Pryor, Kenneth P. (7) 1948, 49
 Pruett, Brad (37) 2024
 Pugsley, Charles L. (12) 1943, 47, 50, 51
 Pursey, David (17) 2002, 03, 04

-R-

Radcliffe, Earle 1906, 07, 09
 Rainey, Jeff (32) 1987
 Raley, Russell (15) 2003, 04, 05, 06



Mark Redman

Ramos, Javier (35) 2021, 22
 Ramsey, Lane (22) 2018
 Randall, Kenneth (20) 1979
 Ranzau, Dennis (39) 1968, 69, 70
 Rapacz, John J. (6) 1947
 Rasmussen, Norvall (7) 1958
 Reddell, John C. (9) 1950, 51, 52
 Redman, Mark (18) 1994, 95
 Redmon, Charles (5) 1972, 73, 74
 Reeds, Artie 1906, 07, 08, 10
 Reeds, Claude E. 1912, 13, 14
 Reese, Robert J. 1944, 48
 Reeves, Jeff 1924
 Reid, Craig (26) 1983
 Reine, Cody (11) 2010, 11, 12

Reinecker, Jim (25) 1996
 Renshaw, David 1910, 11, 12
 Reynolds, Jay M. (37) 1984, 85
 Reza, Aaron (2) 2006, 07
 Rhodes, Steve (37) 1979
 Rice, Mark (7) 1976
 Richards, Garrett (26) 2007, 08, 09
 Richards, Stanley E. (32, 12, 14) 1969, 70, 71
 Richardson, Jim (8) 1985, 86
 Richardson, Ryan 2002
 Rickey, Christopher A. (24, 4, 7) 1969, 70, 71
 Rickey, Orville (10) 1952, 53, 54
 Rickey, Ralph (16) 1967
 Rickey, Robert (8, 28) 1958, 59, 60
 Ridgley, George (30, 12) 1964, 65, 66
 Riley, Elwood 1940, 46
 Riley, Jack 1938, 39, 40
 Risen, George 1911
 Risinger, Johnnie L. (8) 1952, 53, 54
 Risinger, Tony (1) 1955, 56, 57
 Risley, W. Edgar 1916
 Robbins, Robert 1932
 Roberts, A.D. 1942
 Roberts, Drew (17) 2007, 08
 Roberts, Mark (20) 2001, 02, 03, 04
 Robertson, Blake (26) 2022
 Robinson, J.R. (27) 2009, 10
 Robinson, Robb 1978, 79, 80, 81
 Robinson, Roy 1919
 Rocha, Michael (44) 2008, 09, 10, 11
 Rodgers, Darrell 1982, 83, 84, 85
 Rodriguez, Freddy (8) 2006
 Rogers, Blake (15) 2015
 Rogers, Jason 1996
 Rohlinger, Ryan (7) 2004, 05, 06
 Risley, W. Edgar 1916
 Robbins, Robert 1932
 Roberts, A.D. 1942
 Roberts, Drew (17) 2007, 08
 Roberts, Mark (20) 2001, 02, 03, 04
 Robinson, J.R. (27) 2009, 10
 Robinson, Robb 1978, 79, 80, 81
 Robinson, Roy 1919
 Rocha, Michael (44) 2008, 09, 10, 11
 Rodgers, Darrell 1982, 83, 84, 85
 Rodriguez, Freddy (8) 2006
 Rogers, Jason 1996
 Rohlinger, Ryan (7) 2004, 05, 06
 Rooker, Scott (25) 2004, 05, 06
 Rollins, Jimmy (44) 2006, 07
 Ross, Erik (6) 2010, 11, 12
 Rowell, Ronald (7, 27) 1967, 68, 69
 Ruebel, Matt (33) 1989, 90
 Ruebeck, Christian (31) 2020, 21
 Rufer, Rudolph 1947
 Ruffcorn, Jason (43) 2019, 20, 21
 Russell, John W. (7) 1980, 81, 82

-S-

Saenz, Kenny (31) 2016
 Salter, Leslie E. 1920
 Samplinski, Rich (4) 1989, 90
 Sandel, Edwin L. (11) 1950, 51



Ole Sheldon


Sanders, Dee 1942
 Sanders, Mac (27) 1952, 53, 54, 55
 Sanders, Steve (3) 1967
 Sandlin, David (28) 2022
 Sandoval, P.J. (31) 2006
 Santiago, Mike (27) 1983, 84
 Savage, Will (37) 2006
 Sawyer, Zach (40) 2008
 Schaefer, Doug E. (3, 20) 1973, 74, 75
 Scheffler, Herb 1939, 40
 Schoenhals, Glenn (27) 1967
 Schreiner III, Carl S. (18, 17) 1964, 65
 Schreiner, Terry (18, 38) 1967, 68

Schula, Kevin (20) 1991, 92
 Schuman, Jackie Lee (1) 1975
 Schwall, Don (16) 1957
 Scuderi, Jeff (32) 2004, 05
 Seabolt, Jim (7) 1965, 66
 Seal, Mike (10) 1978, 88
 Searcy, Jay (15) 1982, 83, 84
 Seitz, Adam 1920, 21, 22
 Seitzer, Cameron (33) 2009, 10, 11
 Selby, Spencer (7) 2008
 Self, Jim (27) 1961
 Semler, Jarrett (34) 2009, 10
 Seng, Tyson 2011
 Severns, Bill E. (7) 1972, 73, 74, 75
 Sewell, Dickie L. (10, 23) 1977, 78, 79, 80
 Shackelford, Brian (8) 1995, 96, 97, 98
 Shackelford, Jon (36) 2005, 06
 Shapiro, Joe 1935, 36
 Shaw, Chris (39) 2015
 Shean, Keith (21, 1) 1962, 63, 64
 Sheen, Graydon (17) 1948, 49, 50
 Sheets, Gene (29) 1951, 52, 53
 Sheldon, Ole (23) 2004
 Shelley, John A. (27) 1970
 Shinar, Jeff (22) 1993
 Shirley, Jack (15) 1949, 50, 51
 Shirley, Robert C. (21) 1973, 74, 75
 Shore, Bobby (16) 2010, 11
 Shunatona, Bat 1925, 26, 27
 Simmons, Jerry 1952, 53, 54
 Simpson, Chase (25) 2012
 Simpson, Dale 1937
 Simpson, Joe (8) 1971, 72, 73
 Sims, Bill 1946, 47, 48, 49
 Smedes, Mike (34) 1992, 93
 Smiser, Raybourn H. 1913, 14, 15, 16
 Smith, Burch 2011
 Smith, Clint (38) 1997, 98
 Smith, David L.* 2011
 Smith, Dennis (11) 1965, 66
 Smith, Don G. 1942, 46
 Smith, Herb 1943, 44
 Smith, Johnny Joe (16) 1963
 Smith, Kerby (27) 1992
 Smith, Kevin (11) 2006
 Smith, Ledgend (18) 2018, 19, 20, 21
 Smith, Rhett (20) 1988, 89
 Smith, Sean (45) 2001
 Smythe, Wade 1915, 16
 Snider, Kelly Ray (3) 1974, 75, 76
 Snodgrass, M.H. 1926
 Snyder, Cecil (21) 1958
 Snyder, Joe (2) 1954, 55, 56
 Snyder, Michael (5) 2024
 Snyder, Shawn (42) 1994, 95
 Sorensen, Matt (22) 2001
 Soto, Mark (22) 1994
 Southerland, Hunter (39) 2016
 Spikerman, John (8) 2022, 23, 24
 Springer, Gary (4) 1981, 82
 Squires, Brett (12) 2021, 22
 Stafford, Bryan (9) 1979, 80
 Stafford, Gene (11) 1951, 52, 53
 Starkey, Ed 1929
 Steinbock, Delmar 1934, 35, 36
 Stephenson, Bob (2) 1948, 49, 50
 Stephenson, Walter 1940, 41, 42
Stevens, Grant (36) 2024
 Stiller, Don (17) 1956, 57
 Stinson, Josh (14) 2004
 Stinson, Robert W. 1915
 Stitzinger, Gregory L. (5) 1975, 76
 Stogner, C.H. 1931, 32
 Stonecipher, Kenneth Gene (13) 1951, 52
 Stoup, Adolph 1934
 Straight, Bob (22) 1982, 83
 Straka, Joe A. (17) 1951, 52, 53
 Strickland, Todd A. (5) 1985
 Stull, Chris (11) 1985, 86
 Sturdivant, Nathan (22) 1999
 Sullivan, Glenn (9) 1985, 86, 87
 Sullivan, Patrick (14) 1972, 73, 74
 Sullivan, Tim (14) 1978, 79, 80
 Sundloff, Colton (32) 2022, 23
 Swafford, Frank 1959
 Swanson, Glenn 1911, 12, 13
 Swenton, Mike (35, 15) 1969, 70, 71
 Swindell, Mike (26) 2003, 04

Swisher, William 1924
 Swob, Timothy (19) 1986
 Szymanski, Tom (3) 1991, 92

-T-

Taggart, Luke (32) 2021
 Talbott, Garland (W.G.) 1919, 20, 21
 Tasin, Robert (27) 2013, 14, 15



Jackson Todd

Tate, Bob (25, 26) 1968, 69
 Taylor, Heath (31) 2007
 Teel, Kenneth (22) 1959, 60, 61
 Terry, Jake (30) 2018, 19
 Thomas, Eric (11) 1994, 95
 Thomas, Cody (20, 24) 2014, 16
 Thomas, Jay 1935, 36, 37
 Thompson, Tommy (12, 5) 1976, 77, 78, 79
 Thornton, Eric (6) 2004, 2005
 Thweatt, Gary (1) 1976, 77
 Toal, John (16) 1983, 84, 85
 Toal, Tanner (31) 2011, 12
 Todd, Jackson (16) 1971, 72, 73
 Tolleson, Doyle E. 1933
 Toomer, Morrison 1911, 12, 13, 14
 Tosh, Harry B. 1905
 Tozier, Pat (22) 1989
 Traylor, Darwin (3) 1993, 94
 Tredaway, Tanner (10) 2019, 20, 21, 22
 Truscott, Gene 1936
 Tunnel, Doyle C. (27, 7, 34) 1962, 63, 64
 Turner, Richard (25, 22, 5, 7) 1965-68
 Twyman, George 1936, 37
 Tyler, George 1921, 22
 Tyler, Kyle 2016, 17, 18

-U-


Umfleet, Mike (23) 1973, 74, 75

-V-

Vaiana, James H. (12) 1977, 78, 79
 Van Horn, Ryan (16) 1998
 Van Pool, Jack (25) 1951, 53
 Vaughn, Dewayne (21) 1978, 79, 80, 81
 Vaughn, Richard 1944
 Venable, Jack (13) 1946, 47
 Venable, Jim 1946
 Vervack, Jim (9) 1964, 65
 Victory, Joe (19) 1994, 96
 Vidales, Jeremy (19) 1997, 98, 99, 00
 Von Tungeln, Cory (15) 2000
 Voyles, Curtis (20) 1976, 77, 78
 Vujovich, Jordan (27) 2019, 20

-W-

Wages, Robert (25) 1967
 Wagoner, Chandler (6) 2016
 Walbergh, Quin (29) 2015, 16, 17
 Waldrip, James W. 1950, 51



Reggie Willits

Walk, Jason (1) 2024
 Walker, Jacob (8) 2018
 Walker, John (3) 1983
 Walker, Roscoe 1905, 06, 07, 09
 Walker, Steele (1) 2016, 17, 18
 Walker, Toby (23) 1987, 88
 Wall, Tifford 1928, 29, 30
 Walla, Milan (7) 2019
 Wallace, Polly 1925, 26, 27
 Walters, Bobby (17) 1998
 Walton, Jack 1925, 26, 27, 28

Walton, Tim (33) 1994, 95
 Walton, Tom (35, 33, 13) 1961, 62, 63
 Waltrip, Billy (15) 2013
 Wantland, C.W. 1909
 Ward, Bob (26) 1977
 Ward, Greg (2) 1989
 Ward, Gregg (7) 1983
 Ward, Ron (26) 1968
 Ward, Virgil 1940, 41
 Warden, Larry (20) 1961
 Ware, Brylie (12) 2017, 18, 19
 Warren, Bill (35) 1984
 Waters, Bill (29) 1948
 Wathan, Derek (12) 1996, 97, 98
 Watkins, Jack A. (11) 1946
 Watkins, Smith 1931, 32
 Watson, Ray 1930, 31, 32
 Weaver, David (23, 3) 1969, 70, 71
 Weaver, Ron (22) 1978, 79
 Webb, Braxton (22) 2019, 20, 21
 Webber, Larry (8, 6, 24) 1962, 63, 64
 Weber, Aaron (22) 2023
 Weese, Gary (10) 1971, 72
 Welborn, Ryan (15) 2001
 Wendt, David Bryan (15, 27) 1975, 77, 78
 West, Gene 1925, 26, 27
 West, Maury 1941
 Whisenant, John B. 1915
 White, Curtis (9) 2002
 White, Derrick (15) 1991
 White, Max (7) 2010, 11, 12, 13
 Whiteman, Tommy (6) 1999, 2000
 Whittaker, Jerry (5) 1992, 93, 94
 Whitworth, Clint (36) 1991
 Wich, J. Roger (2) 1950, 51, 52
 Wigginton, Jeff (34, 26) 1996, 2000
 Wiginton, Travis (3) 1948, 49, 50
 Wiles, Nathan (35) 2017, 18, 19
 Wilhite, Otto 1909
 Williams, Ben (16) 1987
 Williams, Jackson (20) 2005, 06, 07
 Williams, Matt (32) 1993
 Williams, Paul (8) 1983, 84
 Williamson, Cory (18) 2006, 07
Willits, Jaxon (77) 2024
 Willits, Reggie (36) 2002, 03
 Wilmot, Toby (32) 1995, 96
 Wilmoth, Evert G. 1916
 Windes, Joe R. (31) 1965
 Winford, William 1934
 Winn, William H. 1906, 07
 Winters, Robert (15) 1966
 Wise, Alex (7) 2015, 16
 Wise, J.T. (21) 2008, 09
 Witcher, Josh (23) 1999, 00
Witherspoon, Kyson (26) 2024
Witherspoon, Malachi (25) 2024
 Witt, Bobby (36) 1984, 85
 Woodall, John (19, 37) 1958, 59, 60
 Woodmansee, T.J. 1909
 Woods, Ricky (20) 1981
 Woodson, Leroy*
 Wooly, Donald (23, 1) 1964, 65, 66
 Worchester, Brent (14) 1981, 82, 83
 Wright, Steve (40) 1987
 Wyman, Spencer (14) 2002, 03

-Y-

Yaconetti, Jay (4) 2003
 Yates, Lance (26) 1989
 Young, J.D. 1941
 Young, Paul 1931

-Z-

Zaltsman, Stan (33) 1983, 84, 85, 86
 Zaragoza, Brandon (4) 2017, 18, 19, 20, 21
 Zeegers, Pete (31) 1983
 Zepeda, Jesse (6) 1995, 96
 Zoth, Verlan C. 1936, 37, 38
 Zurawik, Joey (32) 2017

- Bold indicates current player.

* Year (s) unavailable; (M) manager; (T) trainer

JOSEPH HARROZ JR.

PRESIDENT, UNIVERSITY OF OKLAHOMA



Serving the University of Oklahoma for over 28 years in various leadership roles, Joseph Harroz Jr. was named the 15th president of OU on May 9, 2020. Harroz's previous service to the university includes a one-year term as interim president, nine years as dean of the College of Law, 12 years as general counsel, and two years as vice president for executive affairs.

As president of OU, Harroz led the development of the university's Strategic Plan — a comprehensive strategy that positions OU as one of the nation's leading public research universities marked by a transformative student experience. At the heart of the plan is the university's fundamental purpose — We

Change Lives — three small but powerful words that carry deep meaning. The complete Strategic Plan is available at ou.edu/leadon.

Under Harroz's leadership, OU is making remarkable strides toward the fulfillment of the Strategic Plan. In fall 2021, OU welcomed its largest, most diverse, and highest academically qualified class in the school's 131-year history — a quarter of whom are first-generation college students. Research at OU has not only recovered from the challenges presented by the COVID-19 pandemic, its growth has exceeded the goals set forth in the Strategic Plan, which calls for 7% to 10% annual growth in research expenditures over seven years, relative to FY2019. As of FY2021, research expenditures reached over \$387.2 million university-wide, an increase of 25.3% since the FY2019 benchmark. The university has enjoyed historic fundraising, receiving a record \$317 million in gifts and pledges during FY2022.



An abundance of other successes have come to life since the Strategic Plan's launch two years ago — the addition of premier freshman housing, the merger of OU Health, joining the SEC, and more. Altogether, these endeavors are sparking a new era of excellence at OU.

A native Oklahoman, Harroz graduated Phi Beta Kappa from OU in 1989 with a Bachelor of Arts degree in economics and a minor in zoology. He earned his J.D. in 1992 from Georgetown University Law Center.



JOE CASTIGLIONE

VICE PRESIDENT FOR INTERCOLLEGIATE ATHLETICS PROGRAMS
AND DIRECTOR OF ATHLETICS



Few collegiate athletics administrators have experienced the long-term success that Joe Castiglione has enjoyed at the University of Oklahoma.

Now in his 27th year at the helm of the legendary program, he leads an OU Athletics Department that hardly resembles the one that welcomed him in July of 1998. In fact, the Sooners have won 24 of their 43 team national championships since he arrived in Norman. He has celebrated 107 conference titles in that same period.

By creating a positive culture based on core values, a dynamic vision and a collaborative spirit, Castiglione has made OU Athletics a “destination of choice” and a world-class experience for student-athlete development.

Of course, Oklahoma is not immune to any of the challenges intercollegiate athletics has faced in the past quarter century, and through it all, Castiglione has stood unwavering in his commitment to position OU Athletics as one of the nation’s premier programs. For many, it was his response to the COVID-19 pandemic that demonstrated the leader he really is.

As the pandemic arrived, then continued to worsen, Castiglione led the department through the sudden ending of the academics and athletics year with a calm and determined approach. His leadership gave OU’s student-athletes, coaches and staff ample reasons to be confident the Sooners would get through the challenges that awaited. Their confidence was warranted.

After an incredibly successful 2021-22 athletics campaign, the 2022-23 academic year yielded OU’s seventh softball national championship (third straight and sixth in the last 10 years) and women’s gymnastics’ sixth (all in the last nine years) led the way. Softball won its 11th consecutive Big 12 crown, women’s gymnastics its 10th in the last 11 years and women’s basketball its seventh in the regular season, while men’s golf and women’s tennis each won their second league titles in a row. And women’s tennis senior Layne Sleeth finished as the individual national runner-up.

The Learfield Director’s Cup recognizes overall program excellence. The Sooners have ranked among the top 25 in 20 of his 25 years and finished 10th in 2021-22, their best showing since 2012-13. (With the interruption of competition schedules, the Learfield Director’s Cup was not awarded for 2019-20.)

GPA numbers and graduation rates continue to set program records. OU’s program-record 3.25 cumulative 2023 spring semester GPA marked the 23rd consecutive term that OU’s student-athletes as a group recorded a 3.0 or better figure. And the latest graduation success rate report (2022-23) reflects an OU-record-tying 89% figure.

OU Athletics, one of the few remaining self-sustaining departments nationally, has been a model of fiscal responsibility, closing the books in the black in each of Castiglione’s first 22 years, including the pandemic-shortened 2019-20 season, and again in 2021-22 and 2022-23. His responsible approach has benefited the general campus. Through direct and indirect support, the athletics department provides millions of dollars annually to OU’s academics budget. It also established an endowment at Bizzell Library and partnered with the president’s office to eliminate the admission fee at OU’s internationally known Fred Jones Jr. Museum of Art.

Athletics facilities improvement and construction have been carried out at a record pace and Castiglione takes pride in the fact that those improvements have been funded with private donations. Castiglione was instrumental in the athletics department’s major campaign, Great Expectations: The Campaign for Sooner Sports, that impacted each of OU’s sports and became a national model. And during the 2021-22 fiscal year, OU Athletics received a record-breaking \$109 million in donations and pledges (the previous single-year record was \$58 million).

A \$160 million Gaylord Family — Oklahoma Memorial Stadium renovation was completed prior to the 2017 season and included enclosure of the south end zone, new seating options for Sooner fans and new team facilities, and the Griffin Family Performance Center for men’s and women’s basketball at Lloyd Noble Center opened in 2018. Construction on a new softball stadium, Love’s Field, began this year. Other plans include major renovations at baseball and new team facilities for golf, gymnastics, tennis and track, as well as refurbished team areas for men’s and women’s basketball. The \$75 million Headington Hall provides housing for the general student population as well as student-athletes. The state-of-the-art building opened in August 2013 and won the President’s Trophy as the outstanding housing unit on campus four times. It makes OU the leader in providing an engaging community living option for students.

THE CASTIGLIONE FAMILY



Castiglione was named Co-National Athletic Director of the Year in May 2018 by the Sports Business Journal. He had won the award in 2009 and been a finalist in 2016. A survey conducted by Sports Illustrated in the summer of 2017 named him the best athletics director in the country and Stadium selected him in 2020 as the nation’s top AD. Other awards and honors include the 2018 Katha Quinn Award (U.S. Basketball Writers of America); 2018 induction into the Oklahoma Sports Hall of Fame; the 2013 John L. Toner Award (National Football Foundation and College Hall of Fame); Carl Maddox Sports Management Award (United States Sports Academy); 2000 and 2018 Athletics Director of the Year (NACDA); 2004 Athletics Director of the Year (Bobby Dodd Foundation); 2003 induction into the National Association of Collegiate Marketing Administrators Hall of Fame; and the 2001 General Robert R. Neyland Athletic Director Award for lifetime achievement (All-American Football Foundation).

He earned a master’s of education degree in May 2007 and became an adjunct professor in OU’s Jeannine Rainbolt College of Education, teaching graduate classes in marketing, development and leadership in higher education. He serves on the college’s board of advocates and received the “Award of Distinction” given by the college in 2019. He was recognized for his distinguished service by OU’s College of Arts and Sciences and was named a Price College Distinguished Partner in 2018.

Hired on April 30, 1998, Castiglione previously served as athletics director at Missouri for more than five years. His career began as the sports promotions director at Rice. Other stops included director of athletic fund-raising at Georgetown, then director of communications and marketing at Missouri. He marks his 31st year of serving student-athletes as an athletics director with the 2023-24 academic year.

A 1979 Maryland graduate, Castiglione received the university’s Distinguished Alumnus Award in April 2007 and was inducted into the State of Missouri’s Sports Hall of Fame in November 2015.

He completed a term on the College Football Playoff Committee in January 2021, making him the only person in history to serve on that committee as well as the NCAA Division I Men’s Basketball and Baseball committees. He has served on multiple NCAA committees and commissions including the NCAA’s Board of Governor’s Commission to Combat Sexual Violence on Campus, NCAA Championship/Competition Cabinet, the NCAA Division I Women’s Basketball Discussion Group and the United States Olympic Committee Athlete Career and Education Strategic Working Group. He formerly served on the Gatorade Collegiate Advisory Board and continues to serve on the National Football Foundation and College Football Hall of Fame Board of Directors.

Castiglione is a past president of both the Division I-A Athletic Directors Association and NACDA. He also served three terms as the chair of the Big 12 Board of Athletics Directors. A former member of the Phi Delta Theta Foundation Board of Trustees, he is a highly requested speaker at annual conventions and continuing education institutes. In November 2011, his hometown recognized him by selecting him for the Broward County (Fla.) Sports Hall of Fame.

Locally, he served the United Way of Norman, among other organizations. His third term as OU’s campus co-chair resulted in the highest recorded contributions ever by faculty, staff and students to the United Way of Norman’s annual campaign. He encourages student-athletes and athletics staff to engage in those efforts as well, as OU Athletics representatives have been known to participate in more than 5,000 hours of community service per year.

A native of Fort Lauderdale, Fla., Castiglione is married to the former Kristen Bartel, a 1990 graduate of the University of Missouri. They are the parents of two sons, Joseph Jr., who earned a Bachelor of Business Administration degree and a master’s degree from Oklahoma in 2019 and 2021, respectively, and Jonathan, who graduated from OU in 2023 with a bachelor’s degree in journalism (creative media production).

SOUTHEASTERN CONFERENCE

A pioneer in the integration of higher education and athletic competition, the Southeastern Conference is a leader on the national landscape for intercollegiate athletics in the 21st century.

Since its formation in 1933, the SEC has achieved stature and stability by designating governing/voting power to the presidents of the member institutions. These university leaders determine the policies of the conference and through the years this involvement has been the principal source of strength in the evolution of the SEC. Throughout its 82-year history, the SEC has provided leadership on the vital issues facing intercollegiate competition.

Alabama, Auburn, Florida, Georgia, Kentucky, LSU, Mississippi, Mississippi State, Tennessee and Vanderbilt have been in the SEC since its formation in 1933. The league has expanded three times, adding Arkansas and South Carolina in 1991, then Missouri and Texas A&M in 2012, then Oklahoma and Texas on July 1, 2024.

SEC schools began athletic competition with one another more than 120 years ago as members of the Southern Intercollegiate Athletic Association. Seven institutions (Alabama, Auburn, Georgia, Georgia Tech, North Carolina, Sewanee and Vanderbilt) attended the SIAA organizational meeting of faculty representatives, called by Dr. William L. Dudley of Vanderbilt, in Atlanta Dec. 22, 1894.

The first SEC champions were crowned in 1933 in baseball, basketball, football and outdoor track. The league's inaugural championship event was a basketball tournament in Atlanta, Feb. 24-28, 1933. Records show the first men's team title for

cross country was awarded in 1935, while golf and swimming were added in 1937. The league later began hosting championships in tennis (1938) and indoor track (1957).

In the 1979-80 academic year SEC championships for women were recognized in basketball, tennis and volleyball. The following year golf, gymnastics, swimming and track & field were added. Soccer was added in 1993 and softball began SEC play in 1997. The administration of women's athletics officially came under the auspices of the conference office on Sept. 1, 1984.

In 1993, the member institutions adopted The Principles of Gender Equity. Committed to increasing the quantity and quality of women's athletics opportunities, each school provides at least two more women's intercollegiate programs than the number of men's teams on each campus. The conference approved equestrian as its 21st sponsored sport for the 2012-13 academic year. The SEC currently regulates nine men's sports and 12 women's sports.

Men's sports: baseball, basketball, cross country, football, golf, swimming, tennis, and indoor and outdoor track and field;

Women's sports: basketball, cross country, equestrian, golf, gymnastics, soccer, softball, swimming, tennis, indoor and outdoor track and volleyball



POLICIES AND PROCEDURES

Covering Practice

The Sooners practice regularly at L. Dale Mitchell Park, located across from the Lloyd Noble Center on Imhoff Road. Members of the media are asked to inform the athletics communications office when they are attending practice. All attendees are asked to stay off the field.

Credential Requests

Media credentials for the University of Oklahoma's home contests at L. Dale Mitchell Park should be requested at least 24 hours prior to the event. Space is limited and credentials are given on a first-come, first-served basis. Requests should be made to Patrick Dunn at patrickjdunn@ou.edu.

Gameday Media Services

Weekly OU and Big 12 media releases are provided to media at home baseball matches via each organization's website. Oklahoma uses StatCrew to provide box scores immediately following the completion of the game. After a brief team meeting, coaches and players are available for interviews following the game.

Interviews

Interview requests for OU head coach Skip Johnson or players should direct requests to Patrick Dunn at patrickjdunn@ou.edu.

Video Feeds

SoonerVision broadcasts the majority of Oklahoma sporting events live via SoonerVision on ESPN+. SoonerSports.com features exclusive access to audio, video and and content related to Sooner Athletics.

OU Athletics Communications

McClendon Center for Intercollegiate Athletics
180 W. Brooks St.
Suite 2525
Norman, OK 73019

SoonerSports.com

The latest official information on Oklahoma baseball is available at SoonerSports.com. Log on for complete media services and information, including statistics, rosters, bios, schedules, interviews, highlights and more.

Sooners Online

OU on X.....X.com/OU_Athletics
OU Baseball on X X.com/OU_Baseball
OU on Facebook.....Facebook.com/OklahomaSooners
OU Baseball on Facebook Facebook.com/OklahomaBaseball
OU Baseball on Instagram.....Instagram.com/OU_Baseball
Southeastern Conference SECSports.com
SEC on X..... X.com/SEC
NCAA Statistics NCAASports.com



MIKE HOUCK
Associate AD/Strategic
Communications
Primary Football



ERIC HOLLIER
Director of
Athletics Communications
*Secondary Football,
Men's Gymnastics*



PATRICK DUNN
Associate Director of
Athletics Communications
*Tertiary Football,
Baseball*



LINDSEY MAGNESS
Associate Director of
Athletics Communications
*Volleyball,
Women's Gymnastics*




BROCK BORGESON
Associate Director of
Athletics Communications
Soccer, Softball



JOSH POTEET
Assistant Director of
Athletics Communications
*Women's Basketball,
Men's Golf*



LIZ DAVIS
Communications
Graduate Assistant
Cross Country/Track & Field



BRENDAN McINERNEY
Communications
Postgraduate Intern
*Wrestling
Women's Tennis*

