

2024-25 WOMEN'S BASKETBALL

# KENTUCKY WILDCATS

#12/13 Kentucky Wildcats vs. #13/12 Oklahoma Sooners | Sunday, Feb. 2 at 4 p.m. ET

Lloyd Noble Center (Approx. 11,000) in Norman, Oklahoma

TV - SEC Network  
PxP: Courtney Lyle  
Analyst: Carolyn Peck

Radio  
630 AM WLAP (Lexington)  
790 AM WKRD (Louisville)  
PBP: Darren Headrick

Live Stats  
kentucky.statbroadcast.com

Tickets (home games)  
UKathletics.com/tickets

Follow the Wildcats  
X: @KentuckyWBB  
Instagram: @KentuckyWBB  
Facebook: /KentuckyWBB

## SCHEDULE

### November

|    |                      |              |               |
|----|----------------------|--------------|---------------|
| 4  | USC UPSTATE          | SEC NETWORK+ | W, 98-43      |
| 7  | NORTHERN KENTUCKY    | SEC NETWORK+ | W, 70-41      |
| 12 | WOFFORD              | SEC NETWORK+ | W, 76-42      |
| 16 | #18/18 LOUISVILLE    | SEC NETWORK+ | W, 71-61 (OT) |
| 18 | PURDUE FORT WAYNE    | SEC NETWORK+ | W, 79-67      |
| 26 | vs. Arizona State^   | BallerTV     | W, 77-61      |
| 27 | vs. #19/19 Illinois^ | BallerTV     | W, 76-53      |

### December

|    |                           |               |          |
|----|---------------------------|---------------|----------|
| 5  | at #16/15 North Carolina% | ESPN2         | L, 72-53 |
| 9  | QUEENS                    | SEC NETWORK+  | W, 87-45 |
| 14 | at Purdue                 | Big10 Network | W, 82-52 |
| 20 | BELMONT                   | SEC NETWORK+  | W, 84-78 |
| 28 | WESTERN KENTUCKY          | SEC NETWORK+  | W, 88-70 |

### January

|    |                      |              |          |
|----|----------------------|--------------|----------|
| 2  | RV/RV MISS. STATE*   | SEC NETWORK+ | W, 91-69 |
| 5  | at RV/RV Vanderbilt* | SEC Network+ | W, 96-78 |
| 9  | at Florida*          | SEC Network  | W, 71-55 |
| 12 | AUBURN*              | SEC NETWORK  | W, 80-61 |
| 19 | at Georgia*          | SEC Network+ | W, 78-64 |
| 23 | at Texas A&M*        | SEC Network  | L, 61-55 |
| 26 | ARKANSAS*            | SEC NETWORK  | W, 89-69 |
| 30 | #22/22 ALABAMA*      | SEC NETWORK  | W, 65-56 |

### February

|    |                     |              |           |
|----|---------------------|--------------|-----------|
| 2  | at #13/12 Oklahoma* | SEC Network  | 4 p.m.    |
| 10 | at Ole Miss*        | ESPN2        | 7 p.m.    |
| 13 | TEXAS*              | ESPN2        | 7 P.M.    |
| 16 | GEORGIA*            | SEC NETWORK+ | 2 P.M.    |
| 20 | at Missouri*        | SEC Network+ | 7:30 p.m. |
| 23 | LSU*                | ESPN         | 4 P.M.    |
| 27 | TENNESSEE*          | SEC NETWORK  | 7 P.M.    |

### March

|     |                 |      |         |
|-----|-----------------|------|---------|
| 2   | South Carolina* | ESPN | 2 p.m.  |
| 5-9 | SEC Tournament  | SECN | All Day |

All times in ET

BOLD / ALL CAPS – Home game

^ – Music City Classic at Trevecca Nazarene University / Trojan Field-house

% – SEC / ACC Challenge

\* – SEC game

## GAME 21



Record: 18-2, 7-1 SEC  
Home: 12-0 | Away: 4-2 | Neutral: 2-0  
Ranking: 12 (AP) / 13 (Coaches)  
Last Game: def. #22/22 Alabama (H), 65-56  
Head Coach: Kenny Brooks (JMU, '92)  
Overall: 535-206 (.722) (23rd Season)  
at UK: 18-2 (.900) (First Season)



Record: 16-5, 4-4 SEC  
Home: 10-1 | Away: 4-3 | Neutral: 2-1  
Ranking: 13 (AP) / 12 (Coaches)  
Last Game: def. by #7/5 LSU (A), 107-100  
Head Coach: Jennie Baranczyk (Iowa, '04)  
Overall: 282-126 (.691) (13th Season)  
at OU: 90-30 (.750) (Fourth Season)

## SIDE-BY-SIDE

| Kentucky | Statistic                     | Oklahoma |
|----------|-------------------------------|----------|
| 78.3     | Points Per Game               | 87.2     |
| 40.5     | Rebounds Per Game             | 47.4     |
| 18.6     | Assists Per Game              | 22.2     |
| 6.7      | Blocks Per Game               | 3.9      |
| 5.4      | Steals Per Game               | 9.6      |
| 12.6     | Turnovers Per Game            | 19.5     |
| 45.8     | Field-Goal Percentage         | 47.7     |
| 33.1     | 3-Point Field-Goal Percentage | 33.0     |
| 77.5     | Free-Throw Percentage         | 69.4     |
| 1.5      | Assist-Turnover Ratio         | 1.1      |

## PROJECTED STARTERS



### #3 • GEORGIA AMOORE • G • GS • 5-6

| PPG  | RPG | APG | SPG | BPG | 3PG | FG%   | 3FG%  | FT%   |
|------|-----|-----|-----|-----|-----|-------|-------|-------|
| 18.2 | 2.5 | 7.5 | 1.1 | 0.4 | 2.4 | 41.6% | 32.2% | 88.1% |



### #7 • TEONNI KEY • F • JR. • 6-4

| PPG  | RPG | APG | SPG | BPG | 3PG | FG%   | 3FG%  | FT%   |
|------|-----|-----|-----|-----|-----|-------|-------|-------|
| 11.9 | 8.4 | 1.7 | 0.9 | 1.9 | 0.3 | 56.0% | 25.0% | 73.3% |



### #10 • DAZIA LAWRENCE • G • R-SR. • 5-8

| PPG  | RPG | APG | SPG | BPG | 3PG | FG%   | 3FG%  | FT%   |
|------|-----|-----|-----|-----|-----|-------|-------|-------|
| 13.2 | 2.1 | 2.2 | 1.0 | 0.1 | 2.5 | 48.4% | 45.5% | 75.7% |



### #13 • CLARA STRACK • C • SO. • 6-5

| PPG  | RPG | APG | SPG | BPG | 3PG | FG%   | 3FG%  | FT%   |
|------|-----|-----|-----|-----|-----|-------|-------|-------|
| 15.4 | 9.8 | 3.0 | 0.6 | 2.4 | 0.4 | 47.1% | 16.7% | 74.7% |



### #32 • AMELIA HASSETT • F • JR • 6-3

| PPG  | RPG | APG | SPG | BPG | 3PG | FG%   | 3FG%  | FT%   |
|------|-----|-----|-----|-----|-----|-------|-------|-------|
| 10.7 | 9.0 | 2.1 | 0.9 | 0.9 | 2.3 | 44.4% | 37.2% | 80.6% |

# 2024-25 KENTUCKY ROSTER

## NUMERICAL

| No. | Name             | Hometown / HS / Previous School  | Pos. | Ht.  | Yr.   |
|-----|------------------|--|------|------|-------|
| 0   | Jordan Obi       | Hartford, Conn. / Choate Rosemary Hall / Pennsylvania                    | G    | 6-1  | Gr.   |
| 2   | Saniah Tyler     | Florissant, Mo. / Incarnate Word Academy                                 | G    | 5-6  | Jr.   |
| 3   | Georgia Amoore   | Ballarat, Victoria, Australia / Loretto College Ballarat / Virginia Tech | G    | 5-6  | Gr.   |
| 4   | Lexi Blue        | Orlando, Fla. / Lake Highland Prep                                       | G    | 6-2  | Fr.   |
| 5   | Cassidy Rowe     | Virgie, Ky. / Shelby Valley HS   | G    | 5-5  | Jr.   |
| 7   | Teonni Key       | Cary, N.C. / Cary HS / North Carolina                                    | F    | 6-4  | Jr.   |
| 8   | Tanah Becker     | Winnipeg, Manitoba, Canada / Hamilton Heights Christian                  | G    | 6-1  | Fr.   |
| 10  | Dazia Lawrence   | Greenville, N.C. / Mallard Creek HS / Charlotte                          | G    | 5-8  | R-Sr. |
| 11  | Gabby Brooks     | Harrisonburg, Va. / Blacksburg HS / Virginia Tech                        | G    | 5-10 | So.   |
| 12  | Dominika Paurová | Mladá Boleslav, Czech Republic / DME Academy / Oregon State              | G    | 6-1  | So.   |
| 13  | Clara Strack     | Buffalo, N.Y. / Hamburg HS / Virginia Tech                               | C    | 6-5  | So.   |
| 17  | Clara Silva      | Faro, Portugal / Escola Secundária de Fonseca Benevides                  | C    | 6-7  | Fr.   |
| 32  | Amelia Hassett   | Albury, New South Wales, Australia / Tumut HS / Eastern Florida State    | F    | 6-3  | Jr.   |

## ALPHABETICAL

| No. | Name             | Hometown / HS / Previous School  | Pos. | Ht.  | Yr.   |
|-----|------------------|--|------|------|-------|
| 3   | Georgia Amoore   | Ballarat, Victoria, Australia / Loretto College Ballarat / Virginia Tech | G    | 5-6  | Gr.   |
| 8   | Tanah Becker     | Winnipeg, Manitoba, Canada / Hamilton Heights Christian                  | G    | 6-1  | Fr.   |
| 4   | Lexi Blue        | Orlando, Fla. / Lake Highland Prep                                       | G    | 6-2  | Fr.   |
| 11  | Gabby Brooks     | Harrisonburg, Va. / Blacksburg HS / Virginia Tech                        | G    | 5-10 | So.   |
| 32  | Amelia Hassett   | Albury, New South Wales, Australia / Tumut HS / Eastern Florida State    | F    | 6-3  | Jr.   |
| 7   | Teonni Key       | Cary, N.C. / Cary HS / North Carolina                                    | F    | 6-4  | Jr.   |
| 10  | Dazia Lawrence   | Greenville, N.C. / Mallard Creek HS / Charlotte                          | G    | 5-8  | R-Sr. |
| 0   | Jordan Obi       | Hartford, Conn. / Choate Rosemary Hall / Pennsylvania                    | G    | 6-1  | Gr.   |
| 12  | Dominika Paurová | Mladá Boleslav, Czech Republic / DME Academy / Oregon State              | G    | 6-1  | So.   |
| 5   | Cassidy Rowe     | Virgie, Ky. / Shelby Valley HS   | G    | 5-5  | Jr.   |
| 17  | Clara Silva      | Faro, Portugal / Escola Secundária de Fonseca Benevides                  | C    | 6-7  | Fr.   |
| 13  | Clara Strack     | Buffalo, N.Y. / Hamburg HS / Virginia Tech                               | C    | 6-5  | So.   |
| 2   | Saniah Tyler     | Florissant, Mo. / Incarnate Word Academy                                 | G    | 5-6  | Jr.   |

## Coaching & Support Staff

|                        |   |
|------------------------|---|
| Kenny Brooks           | Head Coach  |
| Lindsey Hicks          | Associate Head Coach  |
| Radville Autukaite     | Assistant Coach & Recruiting Coordinator  |
| Josh Petersen          | Assistant Coach   |
| Ciara Gregory          | Director of Recruiting Operations & Assistant Coach                                 |
| Kendall Dillard        | Director of Player Development & Assistant Coach                                    |
| Will Sims              | Director of Scouting & Program Analytics  |
| Kevin Konopasek        | Director of Strength & Conditioning and Athletic Performance for Women's Basketball |
| Tim Clark              | Special Assistant and Chief of Staff  |
| Kendyl Brooks          | Operations Coordinator  |
| Hannah Orens           | Graduate Assistant  |
| Tevin Shears           | Director of Creative Content  |
| Courtney Jones         | Sr. Athletic Trainer  |
| Carrie Marshall        | Staff Support Associate   |
| Josh Ray               | Academic Counselor  |
| Xaymara Gonzalez Adams | Dietician   |
| Dr. Scott D. Mair      | UK Healthcare Team Physician  |
| Dr. Kimberly Kaiser    | Primary Care Team Physician   |
| Dr. Kyle Smoot         | Associate Head Team Physician   |
| Tiffany Massey         | Women's Basketball Administrator  |
| Emma Anderson          | Associate Director of Athletics Marketing   |
| Cami Moore Williams    | Associate Director of Athletics Communications & Public Relations                   |

## Pronunciations

|                    |                          |
|--------------------|--------------------------|
| Georgia Amoore     | A-Moore                  |
| Radville Autukaite | Rad-Ville-Ay O-to-Kay-ta |
| Tanah Becker       | Tan-Uh                   |
| Amelia Hassett     | Has-It                   |
| Teonni Key         | T-on-E                   |
| Dazia Lawrence     | Day-Zha                  |
| Dominika Paurová   | PAR-oh-VA                |
| Clara Silva        | Cl-are-Uh                |

## BY CLASS

### Graduate Students (2)

Georgia Amoore  
Jordan Obi

### Redshirt Senior (1)

Dazia Lawrence

### Juniors (4)

Amelia Hassett  
Teonni Key  
Cassidy Rowe  
Saniah Tyler

### Sophomores (3)

Gabby Brooks  
Dominika Paurová  
Clara Strack

### Freshmen (3)

Tanah Becker  
Lexi Blue  
Clara Silva

## BY HEIGHT

|      |                  |
|------|------------------|
| 5-5  | Cassidy Rowe     |
| 5-6  | Georgia Amoore   |
|      | Saniah Tyler     |
| 5-8  | Dazia Lawrence   |
| 5-10 | Gabby Brooks     |
| 6-1  | Tanah Becker     |
|      | Jordan Obi       |
|      | Dominika Paurová |
| 6-2  | Lexi Blue        |
| 6-3  | Amelia Hassett   |
| 6-4  | Teonni Key       |
| 6-5  | Clara Strack     |
| 6-7  | Clara Silva      |

# 2024-25 KENTUCKY TV / RADIO CHART



JORDAN OBI

**0**

G - 6-1 - Gr.  
Hartford, Conn.  
(Choate Rosemary Hall / Penn)



SANIAH TYLER

**2**

G - 5-6 - Jr.  
Florissant, Mo.  
(Incarnate Word Academy)



GEORGIA  
AMOORE

**3**

G - 5-6 - Gr.  
Ballarat, Victoria, Australia  
(Loretto College Ballarat / Virginia Tech)



LEXI BLUE

**4**

G - 6-2 - Fr.  
Orlando, Fla.  
(Lake Highland Prep)



CASSIDY ROWE

**5**

G - 5-5 - Jr.  
Virgie, Ky.  
(Shelby Valley HS)



TEONNI KEY

**7**

F - 6-4 - Jr.  
Cary, N.C.  
(Cary HS / North Carolina)



TANAH BECKER

**8**

G - 6-1 - Fr.  
Winnipeg, Manitoba, Canada  
(Hamilton Heights Christian)



DAZIA  
LAWRENCE

**10**

G - 5-8 - R-Sr.  
Greenville, N.C.  
(Mallard Creek HS / Charlotte)



GABBY BROOKS

**11**

G - 5-10 - So.  
Harrisonburg, Va.  
(Blacksburg HS / Virginia Tech)



DOMINIKA  
PAUROVÁ

**12**

G - 6-1 - So.  
Mladá Boleslav, Czech Republic  
(DME Academy / Oregon State)



CLARA STRACK

**13**

C - 6-5 - So.  
Buffalo, N.Y.  
(Hamburg HS / Virginia Tech)



CLARA SILVA

**17**

C - 6-7 - Fr.  
Faro, Portugal  
(Escola Secundária de Fonseca Benevides)



AMELIA HASSETT

**32**

F - 6-3 - Jr.  
Albury, New South Wales, Australia  
(Tumut HS / Eastern Florida State)

**NATIONAL POLLS (WEEK 13)**

**THE ASSOCIATED PRESS TOP 25**

|    |                           |             |
|----|---------------------------|-------------|
| 1  | UCLA (31)                 | 20-0        |
| 2  | <b>South Carolina (1)</b> | <b>19-1</b> |
| 3  | Notre Dame                | 17-2        |
| 4  | USC                       | 18-1        |
| 5  | <b>Texas</b>              | <b>20-2</b> |
| 6  | UConn                     | 19-2        |
| 7  | <b>LSU</b>                | <b>21-1</b> |
| 8  | Ohio State                | 19-1        |
| 9  | TCU                       | 20-2        |
| 10 | Duke                      | 17-4        |
| 11 | Kansas State              | 19-2        |
| 12 | <b>KENTUCKY</b>           | <b>17-2</b> |
| 13 | <b>Oklahoma</b>           | <b>16-4</b> |
| 14 | Maryland                  | 16-4        |
| 15 | <b>North Carolina</b>     | <b>18-4</b> |
| 16 | Michigan State            | 17-3        |
| 17 | NC State                  | 16-4        |
| 18 | <b>Tennessee</b>          | <b>15-4</b> |
| 19 | California                | 18-3        |
| 20 | Georgia Tech              | 17-4        |
| 21 | West Virginia             | 16-4        |
| 22 | <b>Alabama</b>            | <b>17-4</b> |
| 23 | <b>Vanderbilt</b>         | <b>17-4</b> |
| 24 | Oklahoma State            | 17-3        |
| 25 | Florida State             | 16-4        |

Other UK opps receiving votes: **Ole Miss 8**

**USA TODAY/COACHES TOP 25**

|    |                           |             |
|----|---------------------------|-------------|
| 1  | UCLA (30)                 | 20-0        |
| 2  | <b>South Carolina (1)</b> | <b>20-1</b> |
| 3  | Notre Dame                | 17-2        |
| 4  | USC                       | 18-1        |
| 5  | <b>LSU</b>                | <b>21-1</b> |
| 6  | UConn                     | 19-2        |
| 7  | <b>Texas</b>              | <b>20-2</b> |
| 8  | Ohio State                | 19-1        |
| 9  | TCU                       | 20-2        |
| 10 | Duke                      | 17-4        |
| 11 | Kansas State              | 19-2        |
| 12 | <b>Oklahoma</b>           | <b>16-4</b> |
| 13 | <b>KENTUCKY</b>           | <b>17-2</b> |
| 14 | Maryland                  | 16-4        |
| 15 | <b>North Carolina</b>     | <b>18-4</b> |
| 16 | NC State                  | 16-4        |
| 17 | Michigan State            | 17-3        |
| 18 | California                | 18-3        |
| 19 | <b>Tennessee</b>          | <b>15-5</b> |
| 20 | West Virginia             | 16-4        |
| 21 | Georgia Tech              | 17-4        |
| 22 | <b>Alabama</b>            | <b>17-4</b> |
| 23 | <b>Vanderbilt</b>         | <b>17-4</b> |
| 24 | Florida State             | 16-4        |
| 25 | Oklahoma State            | 17-3        |

Other UK opps receiving votes: **Louisville 6**

# BY THE BIG BLUE NUMBERS

Kenny Brooks' Career Wins

535

Wins in Kentucky Women's Basketball history

924

1,000-Point Career Scorers

4

All-Time Wins in Historic Memorial Coliseum

500

Newcomers in 2024-25

11

Seasons of Varsity Status

51

First Time in Program History, Reserved Season Tickets Sold Out in 2024-25

1

Straight Semesters with an Overall Team GPA Above a 3.0 since Fall 2013

23

Kenny Brooks' Losing Seasons in 22 Years as a Head Coach

1

International Players in 2024-25

5

NCAA Tournament Appearances (since 2009-10)

11

Kenny Brooks' WNBA Draft Picks (since 2015)

6



## GAME NOTES

### THE KENTUCKY-OKLAHOMA SERIES

- This is the fifth all-time meeting between the two teams.
- Kentucky leads Oklahoma, 3-1, in the series.
  - UK has never played OU in Norman.
- The Wildcats won the last three straight games in the series.
- The first three meetings in the series were on neutral courts, while the most recent meeting was held at Memorial Coliseum in Lexington.

#### The Kentucky-Oklahoma Series

| Date     | Score | Outcome (Location) |
|----------|-------|--------------------|
| 3/30/10  | 68-88 | L (N)              |
| 11/28/14 | 92-88 | W OT (N)           |
| 3/20/16  | 79-58 | W (N)              |
| 12/1/16  | 82-68 | W (H)              |

### 18-2

- The Wildcats tied their best 20-game start to a season in program history (18-2).
  - The Cats also accomplished that feat in 1982-83, 2011-12 and 2012-13.

### RANKED OPPONENTS IN 2024-25

- The Wildcats are 3-1 against Associated Press ranked opponents this season.
  - Def. No. 18 Louisville, 71-61, on Nov. 16 at home
  - Def. No. 19 Illinois, 76-53, on Nov. 27 on a neutral court
  - Def. by No. 16 North Carolina, 72-53, on Dec. 5 on the road
  - Def. No. 22 Alabama, 65-56, on Jan. 30 at home.
- UK has defeated all three of those opponents by at least nine points.
- Kentucky is 1-0 against ranked teams in the league and 3-0 against ranked teams / receiving votes teams in the league (including Mississippi State, Vanderbilt).

### THE ONLY TEAM IN NCAA DI

- Kentucky is currently the only team in NCAA DI to have three players with at least 45 3-pointers (Dazia Lawrence - 50, Georgia Amoore - 47, Amelia Hassett - 45).
- The Wildcats also are the only team in NCAA DI to have two players averaging at least 1.9 blocks per game (Clara Strack - 2.4, Teonni Key - 1.9).
- UK also is the only team in NCAA DI to have two players averaging more than 9.0 rebounds per game (Clara Strack - 9.8, Amelia Hassett - 9.0) and three players averaging more than 8.4 rebounds per game (including Teonni Key - 8.4).

### THE SPREAD

- 17 of our 18 wins have come by at least nine points.
  - 16 of our 18 wins have come by at least 10 points.
  - 13 of our 18 wins have come by at least 16 points.
- All seven of Kentucky's Southeastern Conference wins have come by at least nine points.
  - UK has had at least a four-point lead at halftime in all eight league games this season, including its lone loss in league action at TAMU.
    - UK has had at least an 11-point lead at halftime in six of eight league games this season.
  - UK has had at least a 10-point lead at some point in the game in all eight league games this season.
    - UK has had at least a 17-point lead in seven of eight league games this season.

## UK IN NCAA/ SEC STATS

TEAM (AS OF JAN. 31)

| Category       | NCAA Rank | SEC Rank | Stat  |
|----------------|-----------|----------|-------|
| Ast/TO Ratio   | 8         | 1        | 1.48  |
| Asts/game      | 14        | 2        | 18.6  |
| Bench/game     | 352       | 16       | 9     |
| Blks/game      | 2         | 1        | 6.7   |
| FG%            | 39        | 9        | 45.8  |
| FG% defense    | 13        | 2        | 35.2  |
| Fouls/game     | 103       | 6        | 15.6  |
| FT Attempts    | 224       | 16       | 15.35 |
| FT%            | 22        | 2        | 77.5  |
| FT Made/game   | 147       | 13       | 11.9  |
| Reb. margin    | 58        | 9        | 5.6   |
| Def. Rebs/game | 11        | 2        | 29.9  |
| Off. Rebs/game | 234       | 15       | 10.6  |
| Rebs/game      | 41        | 7        | 40.5  |
| Scoring Def.   | 89        | 4        | 59.9  |
| Scoring Margin | 29        | 8        | 18.4  |
| Scoring Off.   | 28        | 8        | 78.3  |
| Steals/game    | 339       | 15       | 5.4   |
| 3FG Atm./game  | 21        | 2        | 26.3  |
| 3FG%           | 103       | 9        | 33.1  |
| 3FG% defense   | 57        | 3        | 27.7  |
| 3FG/game       | 24        | 2        | 8.7   |
| TO margin      | 142       | 10       | 0.8   |
| TOs Forced     | 322       | 15       | 13.35 |
| TOs/game       | 19        | 2        | 12.6  |
| W-L%           | 12        | 4        | 90    |

INDIVIDUAL (AS OF JAN. 31)

| NCAA                               | NAT'L | SEC | VALUE |
|------------------------------------|-------|-----|-------|
| <b>Assist/Turnover Ratio</b>       |       |     |       |
| Georgia Amoore                     | 50    | 8   | 2.1   |
| <b>Assists Per Game</b>            |       |     |       |
| Georgia Amoore                     | 1     | 1   | 7.5   |
| <b>Blocks Per Game</b>             |       |     |       |
| Clara Strack                       | 12    | 1   | 2.4   |
| Teonni Key                         | 33    | 2   | 1.9   |
| Clara Silva                        | 218   | 14  | 0.9   |
| <b>Double-Doubles</b>              |       |     |       |
| Clara Strack                       | 18    | 4   | 10    |
| Teonni Key                         | 49    | 6   | 7     |
| <b>Field Goal Percentage</b>       |       |     |       |
| Clara Strack                       | 120   | 13  | 47.1  |
| <b>Free Throw Percentage</b>       |       |     |       |
| Georgia Amoore                     | 28    | 3   | 88.1  |
| Clara Strack                       | 223   | 12  | 74.7  |
| <b>Minutes Per Game</b>            |       |     |       |
| Georgia Amoore                     | 19    | 1   | 35.9  |
| <b>Points Per Game</b>             |       |     |       |
| Georgia Amoore                     | 50    | 7   | 18.2  |
| Clara Strack                       | 163   | 16  | 15.4  |
| <b>Rebounds Per Game</b>           |       |     |       |
| Clara Strack                       | 32    | 3   | 9.8   |
| Amelia Hassett                     | 58    | 6   | 9.0   |
| Teonni Key                         | 81    | 8   | 8.4   |
| <b>Defensive Rebounds Per Game</b> |       |     |       |
| Amelia Hassett                     | 8     | 2   | 8.0   |
| <b>Three Point Percentage</b>      |       |     |       |
| Dazia Lawrence                     | 11    | 1   | 45.5  |
| Amelia Hassett                     | 94    | 9   | 37.2  |
| Georgia Amoore                     | 161   | 14  | 32.2  |
| <b>Three Pointers Per Game</b>     |       |     |       |
| Dazia Lawrence                     | 44    | 3   | 2.5   |
| Georgia Amoore                     | 66    | 8   | 2.4   |
| Amelia Hassett                     | 90    | 10  | 2.3   |

## KENTUCKY WHEN... (IN 2024-25)

|  | ALL  | SEC |
|--|------|-----|
| Leading or tied at halftime              | 15-1 | 7-1 |
| Trailing at halftime                     | 3-1  | --  |
| Shoot 50 percent or higher               | 4-0  | 2-0 |
| Shoot 60 percent or higher               | --   | --  |
| Shoot less than 50 percent               | 14-2 | 5-1 |
| Shoot higher percentage than opp.        | 16-0 | 6-0 |
| Shoot lower percentage than opp          | 2-2  | 1-1 |
| Opp. shoot 50 percent or higher          | --   | --  |
| Opp. shoot 60 percent or higher          | --   | --  |
| Opp. shoot worse than 50 percent         | 18-2 | 7-1 |
| Score less than 60 points                | 0-2  | 0-2 |
| Score 60 or more points                  | 18-0 | 7-0 |
| Score 70 or more points                  | 17-0 | 6-0 |
| Score 80 or more points                  | 9-0  | 4-0 |
| Score 90 or more points                  | 3-0  | 2-0 |
| Score 100 or more points                 | --   | --  |
| Opp. score less than 50 points           | 4-0  | --  |
| Opp. score 50 or more points             | 14-2 | 7-1 |
| Opp. score 60 or more points             | 10-2 | 5-1 |
| Opp. score 70 or more points             | 3-1  | 1-0 |
| Opp. score 80 or more points             | --   | --  |
| Opp. score 90 or more points             | --   | --  |
| Opp. score 100 or more points            | --   | --  |
| Outrebound or same as opponent           | 14-1 | 5-1 |
| Outrebounded by opponent                 | 4-1  | 2-0 |
| Commit fewer turnovers than opp.         | 10-1 | 3-1 |
| Commit same turnovers as opp.            | 1-0  | --  |
| Commit more turnovers than opp.          | 7-1  | 4-0 |
| Commit single digit turnovers            | 2-0  | --  |
| Force 20 or more turnovers               | 1-0  | 1-0 |
| Force 25 or more turnovers               | --   | --  |
| Force 30 or more turnovers               | --   | --  |
| Make 6 or more 3-pointers                | 15-1 | 7-0 |
| Make 5 or fewer 3-pointers               | 3-1  | 0-1 |
| Opp. make 6 or more 3-pointers           | 6-1  | 3-0 |
| Opp. make 5 or fewer 3-pointers          | 12-1 | 4-1 |
| Game decided by 10 pts or less:          | 3-1  | 1-1 |
| Game decided by 1-5 pts:                 | --   | --  |
| Game decided by 6-10 pts:                | 3-1  | 1-1 |
| Game decided by 11-15 pts:               | 2-0  | 1-0 |
| Game decided by 16+ pts:                 | 13-1 | 5-0 |
| Overtime games:                          | 1-0  | --  |
| Televised games (not including + games): | 5-2  | 4-1 |
| ESPN                                     | --   | --  |
| ESPN2                                    | 0-1  | --  |
| ESPNU                                    | --   | --  |
| SEC Network                              | 4-1  | 4-1 |
| Big10 Network                            | 1-0  | --  |
| Games vs. ranked op (AP or Coaches):     | 3-1  | 1-0 |
| Games vs. Top 10 (AP or Coaches):        | --   | --  |
| Games vs. RV op (AP or Coaches):         | 2-0  | 2-0 |
| Games following a loss:                  | 2-0  | 1-0 |
| Games following a win:                   | 15-2 | 6-1 |
| More points in the paint than opp.:      | 10-0 | 2-0 |
| Fewer points in the paint than opp.:     | 6-2  | 3-1 |
| Same points in the paint than opp.:      | 2-0  | 2-0 |
| More bench points than opp.:             | 6-0  | 2-0 |
| Fewer bench points than opp.:            | 12-2 | 5-1 |
| Same bench points as opp.:               | --   | --  |
| More 2nd-chance points than opp.:        | 10-1 | 2-1 |
| Fewer 2nd-chance points than opp.:       | 8-1  | 5-0 |
| Same 2nd-chance points as opp.:          | --   | --  |
| More points off turnovers:               | 13-1 | 5-1 |
| Fewer points off turnovers:              | 3-1  | 1-0 |
| Same points off turnovers:               | 2-0  | 1-0 |
| At least one UK player scores 10+:       | 18-2 | 7-1 |
| At least two UK players score 10+:       | 18-2 | 7-1 |
| At least three UK players score 10+:     | 18-1 | 7-0 |
| At least four UK players score 10+:      | 15-0 | 5-0 |
| At least five UK players score 10+:      | 5-0  | 2-0 |
| All five UK starters score 10+:          | 4-0  | 2-0 |
| At least two UK players score 20+:       | 8-0  | 4-0 |
| At least two UK plyrs log double-double: | 5-0  | 2-0 |
| On Monday:                               | 3-0  | --  |
| On Tuesday:                              | 2-0  | --  |
| On Wednesday:                            | 1-0  | --  |
| On Thursday:                             | 4-2  | 3-1 |
| On Friday:                               | 1-0  | --  |
| On Saturday:                             | 3-0  | --  |
| On Sunday:                               | 4-0  | 4-0 |
| In November:                             | 7-0  | --  |
| In December:                             | 4-1  | --  |
| In January:                              | 7-1  | 7-1 |
| In February:                             | --   | --  |
| In March:                                | --   | --  |
| In April:                                | --   | --  |

## BUT WE ALSO PLAY DEFENSE...

- Kentucky has held 14-of-its-20 opponents under 40.0 percent shooting from the field, including 6-of-its-8 league opponents.
  - The Wildcats have held all but one opponent under 45.0 percent shooting from the field this season (North Carolina shot 47.5 percent on its home court).
- The Wildcats are ranked second in the league and 13th in the nation in field-goal percentage defense (35.2 percent).
- Not to mention our shot blocking (see New Team on the Block note).

## GENERAL GEORGIA: LEADING THE NATION

### IN THE NATION

Georgia Amoore, who was named to the preseason lists of nearly every National Player of the Year award and National Point Guard of the Year award (full list on next couple of pages), is leading the nation in assists per game through 20 games in 2024-25 (7.5).

### National Assists Leaders (as of Jan. 30)

| Rank | Name            | School       | Value |
|------|-----------------|--------------|-------|
| 1.   | Georgia Amoore  | Kentucky     | 7.5   |
| 2.   | Katie Dinnebier | Drake        | 7.4   |
| 3.   | Serena Sundell  | Kansas State | 7.3   |

### IN THE RECORD BOOK

If the season ended today, her 7.5 assists per game would break the more-than-four-decade-old, single-season school record, which is held by Pam Browning who logged 7.14 assists per game in 1982-83.

The Wildcat also needs just 12 more assists to crack into the single-season, top-10 leaders list. No Cat has cracked into that list since Amber Smith in 2009-10.

### Kentucky's Single-Season Leaders for Assists

| Rank | Assists | Player          | Year    |
|------|---------|-----------------|---------|
| 1.   | 209     | Patty Jo Hedges | 1981-82 |
| ...  | ...     | ...             | ...     |
| 9.   | 162     | Rita Adams      | 2001-02 |
| 10.  | 161     | Amber Smith     | 2009-10 |

## MORE THAN 50.0 PERCENT OF PRODUCTION

- Through seven league games, Georgia Amoore has recorded 164 points and 63 assists.
  - Of her 63 assists, 34 produced a 3-pointer (102 points) and 29 produced a 2-pointer (58 points).
- Therefore, she has contributed - either by scoring or by assists - to 51.8 percent of points in league action.
  - The Math:** 164 points + 160 points from assists = 324 points / 625 team points = 51.84.

## POINT CENTER

- Clara Strack, 6-5 sophomore center, can do it all.
- She has scored in double digits in 17-of-20 games this season, including 11 15+ point games and five 20+ point games.
  - She also has logged 10 double-doubles this season.
- We think she is one of the best passing centers in the nation, too, dishing out at least three assists in 11-of-20 games in 2024-25.
  - She has dished out at least one assist in all 20 games this season.
  - She set a career-high eight assists against NKU on Nov. 7.
- Strack also can shoot from the arc with eight 3-pointers this season.
  - She has had at least one 3-pointer in four of eight league games this season.
- Not to mention (!!!), she is still leading the league with 2.4 bpg and third in the league with 9.8 rpg.
- Fun Fact:** Clara Strack played a lot of guard in high school.

## THE TRIPLETS

- Clara Strack, Amelia Hassett and Teonni Key became just the fifth trio in NCAA DI history to each average more than 9.0 rebounds per game, when they held that benchmark through December and early January.
  - Currently, they're the only trio in NCAA DI averaging more than 8.4 rebounds per game.
- "The Triplets," or otherwise known as the CATS (Clara, Amelia, Teonni), are all nearing a double-double.
  - Clara Strack (15.4 ppg, 9.8 rpg)
  - Amelia Hassett (10.7 ppg, 9.0 rpg)
  - Teonni Key (11.9 ppg, 8.4 rpg)
- In his postgame press conference after defeating Western Kentucky on Dec. 28 to conclude the nonconference schedule, head coach Kenny Brooks said:
  - "I think it's really neat. We were starting to call them the triplets, those three, because they can get into a situation where they can switch, when they're involved in anything, they can switch ... Those three have formed a bond where they can be so versatile and do a lot of different things that help us out."

## DON'T LOOK AHEAD BUT...

Of Kentucky's final nine opponents in the Southeastern Conference regular season, which started with Alabama on Jan. 31, six are ranked in the Associated Press Top 25 and one is receiving votes in the polls.

### Kentucky's Final Nine SEC Games

| Date    | Opponent          | Date    | Opponent              |
|---------|-------------------|---------|-----------------------|
| Jan. 30 | 22/22 Alabama     | Feb. 20 | at Missouri           |
| Feb. 2  | at 13/12 Oklahoma | Feb. 23 | 7/5 LSU               |
| Feb. 10 | at RV/NR Ole Miss | Feb. 27 | 18/19 Tennessee       |
| Feb. 13 | 5/7 Texas         | March 2 | at 2/2 South Carolina |
| Feb. 16 | Georgia           |         |                       |

## BREAD & BUTTER

The Wildcats, as a team, rank in the top 25 in the nation in eight categories:

### Top 25 in the Nation (as of Jan. 31)

| Stat               | Nat'l | SEC | Value |
|--------------------|-------|-----|-------|
| Blocks Per Game    | 2     | 1   | 6.7   |
| Assist/TO Ratio    | 8     | 1   | 1.48  |
| Def. Reb. Per Game | 11    | 2   | 29.9  |
| Assists Per Game   | 13    | 2   | 18.6  |
| Field Goal % Def.  | 13    | 2   | 35.2  |
| 3FGA Per Game      | 20    | 2   | 26.3  |
| Free Throw %       | 22    | 2   | 77.5  |
| 3FGM Per Game      | 24    | 2   | 8.7   |

## KENNY BROOKS' TALKING POINTS

- Here are three talking points that head coach Kenny Brooks preaches to his team every day:
  - We are going to put out a good brand of basketball that people want to watch
  - What you do today is what you do every day
  - All you can control is your energy, effort and attitude

## KENTUCKY UNDER KENNY BROOKS

| (2024-25-Present) Total                            |      |
|--|------|
| Home Games.....                                    | 12-0 |
| Memorial Coliseum.....                             | 12-0 |
| Road Games.....                                    | 4-2  |
| Neutral Sites.....                                 | 2-0  |
| SEC Games.....                                     | 7-1  |
| Home.....  | 4-0  |
| Road.....  | 3-1  |
| Regular season, nonconference.....                 | 11-1 |
| Home.....  | 8-0  |
| Road.....  | 1-1  |
| Neutral.....                                       | 2-0  |
| vs. ranked teams in nonconference.....             | 2-1  |
| SEC Tournament.....                                | --   |
| NCAA Tournament.....                               | --   |
| Leading or tied at halftime.....                   | 15-1 |
| Trailing at halftime.....                          | 3-1  |
| Shoot 50 percent or higher.....                    | 4-0  |
| Shoot less than 50 percent.....                    | 13-2 |
| Shoot higher percentage than opp.....              | 16-0 |
| Shoot lower percentage than opp.....               | 2-2  |
| Shooting same percentage as opp.....               | --   |
| Opp. shoots worse than 50 percent.....             | 18-2 |
| Opp. shoots 50 percent or higher.....              | --   |
| Score fewer than 60 points.....                    | 0-2  |
| Score 60 or more points.....                       | 18-0 |
| Score 70 or more points.....                       | 17-0 |
| Score 80 or more points.....                       | 9-0  |
| Score 90 or more points.....                       | 3-0  |
| Score 100 or more points.....                      | --   |
| Opp. scores fewer than 30 points.....              | --   |
| Opp. scores fewer than 40 points.....              | --   |
| Opp. scores fewer than 50 points.....              | 4-0  |
| Opp. scores fewer than 60 points.....              | 7-0  |
| Opp. scores 60 or more points.....                 | 10-2 |
| Opp. scores 70 or more points.....                 | 3-1  |
| Opp. scores 80 or more points.....                 | --   |
| Opp. scores 90 or more points.....                 | --   |
| Outrebounded or same as opponent.....              | 14-1 |
| Outrebounded by opponent.....                      | 4-1  |
| Commits fewer turnovers than opp.....              | 10-1 |
| Commits same turnovers as opp.....                 | 1-0  |
| Commits more turnovers than opp.....               | 7-1  |
| Force 30 or more turnovers.....                    | --   |
| Makes 6 or more 3-pointers.....                    | 15-1 |
| Makes 5 or fewer 3-pointers.....                   | 3-1  |
| Game decided by 10 pts or fewer.....               | 3-1  |
| Game decided by 1-5 pts.....                       | --   |
| Game decided by 6-10 pts.....                      | 3-1  |
| Game decided by 11-15 pts.....                     | 2-0  |
| Game decided by 16+ pts.....                       | 13-1 |
| Overtime games.....                                | 1-0  |
| Televised games (not including + games).....       | 5-2  |
| Games vs. ranked opponents (AP or Coaches).....    | 3-1  |
| Games vs. top 10 ranked opponents (AP or Co.)..... | --   |
| Games vs. RV opponents (AP or Coaches).....        | 2-0  |
| Games following a loss.....                        | 2-0  |
| Games following a win.....                         | 15-2 |
| More points in the paint than opp.....             | 10-0 |
| Fewer points in the paint than opp.....            | 6-2  |
| Same points in the paint than opp.....             | 2-0  |
| More bench points than opp.....                    | 6-0  |
| Fewer bench points than opp.....                   | 12-2 |
| Same bench points as opp.....                      | --   |
| More 2nd-chance points than opp.....               | 10-1 |
| Fewer 2nd-chance points than opp.....              | 8-1  |
| Same 2nd-chance points as opp.....                 | --   |
| On Monday.....                                     | 3-0  |
| On Tuesday.....                                    | 2-0  |
| On Wednesday.....                                  | 1-0  |
| On Thursday.....                                   | 4-2  |
| On Friday.....                                     | 1-0  |
| On Saturday.....                                   | 3-0  |
| On Sunday.....                                     | 4-0  |
| In November.....                                   | 7-0  |
| In December.....                                   | 4-1  |
| In January.....                                    | 7-1  |
| In February.....                                   | --   |
| In March.....                                      | --   |
| In April.....                                      | --   |

## SEC STANDINGS (AS OF JAN. 31)

| Team              | SEC        | PCT          | OVERALL     | PCT          |
|-------------------|------------|--------------|-------------|--------------|
| South Carolina    | 8-0        | 1.000        | 20-1        | 0.952        |
| LSU               | 7-1        | 0.875        | 22-1        | 0.957        |
| Texas             | 7-1        | 0.875        | 21-2        | 0.913        |
| <b>KENTUCKY</b>   | <b>7-1</b> | <b>0.875</b> | <b>18-2</b> | <b>0.900</b> |
| Vanderbilt        | 5-3        | 0.625        | 18-4        | 0.818        |
| Ole Miss          | 5-3        | 0.625        | 14-6        | 0.700        |
| Alabama           | 4-4        | 0.500        | 17-5        | 0.773        |
| Oklahoma          | 4-4        | 0.500        | 16-5        | 0.762        |
| Tennessee         | 3-5        | 0.375        | 15-5        | 0.750        |
| Mississippi State | 3-5        | 0.375        | 16-6        | 0.727        |
| Texas A&M         | 3-5        | 0.375        | 10-10       | 0.500        |
| Auburn            | 2-6        | 0.250        | 11-10       | 0.524        |
| Florida           | 2-6        | 0.250        | 11-11       | 0.500        |
| Arkansas          | 2-6        | 0.250        | 9-14        | 0.391        |
| Missouri          | 1-7        | 0.125        | 12-11       | 0.522        |
| Georgia           | 1-7        | 0.125        | 9-13        | 0.409        |

## 20-POINT SCORING GAMES (IN 2024-25)

|                            |                   |          |
|----------------------------|-------------------|----------|
| <b>Georgia Amoore (10)</b> |                   |          |
| 23 points                  | Purdue Fort Wayne | 11/18/24 |
| 20 points                  | Arizona State     | 11/26/24 |
| 20 points                  | Queens            | 12/09/24 |
| 21 points                  | at Purdue         | 12/14/24 |
| 23 points                  | Belmont           | 12/20/24 |
| 21 points                  | Western Kentucky  | 12/28/24 |
| 27 points                  | Mississippi State | 01/02/25 |
| 24 points                  | at Vanderbilt     | 01/05/25 |
| 21 points                  | Auburn            | 01/12/25 |
| 24 points                  | at Georgia        | 01/19/25 |
| <b>Clara Strack (5)</b>    |                   |          |
| 22 points                  | USC Upstate       | 11/04/24 |
| 24 points                  | Arizona State     | 11/26/24 |
| 25 points                  | Illinois          | 11/27/24 |
| 21 points                  | Western Kentucky  | 12/28/24 |
| 25 points                  | at Georgia        | 01/19/25 |
| <b>Dazia Lawrence (3)</b>  |                   |          |
| 21 points                  | Purdue Fort Wayne | 11/18/24 |
| 28 points                  | Mississippi State | 01/02/25 |
| 21 points                  | Auburn            | 01/12/25 |
| <b>Amelia Hassett (2)</b>  |                   |          |
| 22 points                  | at Purdue         | 12/14/24 |
| 20 points                  | at Vanderbilt     | 01/05/25 |
| <b>Teonni Key (1)</b>      |                   |          |
| 20 points                  | at Texas A&M      | 01/23/25 |

All five starters have recorded at least one 20+ point game this season. It is the eighth team to do so since 2002-03.

## NEW TEAM ON THE BLOCK

- Keep an eye on the team block record in 2024-25.
  - The season record is 181 set in 2012-13, while the Cats have 134 through 20 games.
  - The Cats have had at least nine blocks in eight of 20 games this season.
- The single-game record is 19 against North Carolina A&T set on Dec. 6, 2006, while the Cats have threatened it with a 16 block performance against Northern Kentucky on Nov. 7, which became the second most in a single game in program history.

### Kentucky's Single-Season Performances for Blocks

| Rank | Blocks | Year    |
|------|--------|---------|
| 1.   | 181    | 2012-13 |
| ...  | ...    | ...     |
| 8.   | 135    | 2005-06 |
| 9.   | 134    | 2024-25 |

## NEW KIDS ON THE BLOCK

### CLARA STRACK

- Clara Strack, sophomore center, already has 47 blocks through just 20 games in 2024-25, which already ranks 10th on program's all-time, top-10, single-season list.
  - She needs just 20 more blocks to break the school record.
- The Wildcat needs just seven more blocks to break the sophomore record, held by Valerie Still with 53 in 1981.

### Kentucky's Individual Single-Season Leaders for Blocks

| Rank | Blocks | Player          | Year    |
|------|--------|-----------------|---------|
| 1.   | 66     | Victoria Dunlap | 2009-10 |
| ...  | ...    | ...             | ...     |
| 8.   | 49     | Sarah Elliott   | 2004-05 |
|      | 49     | Victoria Dunlap | 2010-11 |
| 10.  | 47     | Clara Strack    | 2024-25 |

### CLARA STRACK & TEONNI KEY

- Clara Strack and Teonni Key are ranked first and second in the Southeastern Conference in blocks and blocks per game.
  - Strack - 47, 2.4
  - Key - 38, 1.9
- They're the only duo in the nation with at least 1.9 blocks per game.

## THE KEY

- In high school, Teonni Key was ranked ninth overall in the ESPNW Class of 2021, and was named to the:
  - 2021 McDonald's All-American Girls Team
  - 2021 Jordan Brand Classic Girls National Team
- She missed her entire freshman season at North Carolina in 2021-22, because of an ACL tear.
- Coming off that ACL tear, she really never hit her full potential in her redshirt freshman and redshirt sophomore seasons.
  - She averaged 2.5 ppg and 2.5 rpg in just 9.9 minutes per game in those two seasons at UNC.
- Through 20 games in 2024-25, Key has already reset her career highs in points three times (last 20), rebounds four times (last 13), assists (5), field-goal makes five times (last 8), field-goal attempts four times (last 16), three-point field-goal makes twice (2), three-point field-goal attempts three times (4) and blocks three times (last 6).
  - She also recorded the first double-double of her career on 11 points and 13 rebounds against Wofford on Nov. 12, while she now has seven total through 20 games.



## BEEN-AROUND BACKCOURT

- Kentucky boasts one of the oldest backcourts in the country in graduate student Georgia Amoore and redshirt senior Dazia Lawrence, who are both 23-years-old.
  - Through 20 games in 2024-25, they have combined for 257 career games and 225 career starts.
- Amoore and Lawrence also both are 1,000-point scorers, while they're coming off their most productive seasons yet, scoring 602 points and 565 points last season, respectively.
  - They also combine for three conference championships - Amoore (2) and Lawrence (1).

## 10 THINGS ABOUT #10

- Dazia Lawrence, a redshirt senior from Greenville, North Carolina, won the 3-point contest at Big Blue Madness on Oct. 11.
- She was named to the American Athletic Conference First Team as a senior in 2023-24, and she was named to the Conference-USA First Team as a junior in 2022-23.
- She describes her game as aggressive, observant and smooth.
- Following five years at Charlotte (2020-24), including one redshirt season, she wasn't the lone Niner to make their way to Lexington. So did Charlotte assistant coach Ciara Gregory, who is now a Kentucky assistant coach.
- Lawrence is passionate about giving back to her community, talking to young, aspiring basketball players at her hometown gym and donating her gently used basketball shoes and gear to young girls as well.
- One day, the current master's student in business administration, hopes to become a successful entrepreneur.
- Outside of basketball, the 23-year-old enjoys reading and doing puzzles.
- Lawrence grew up playing basketball with her cousins, which included mostly boys.
- The gym that they played basketball in was carpeted, which is why she has a lot of scars on her knees from carpet burn!
- As she got a little older and more serious about basketball, she began working out at a hometown place called "The Dungeon." The facility looks like the name sounds – whatever the temperature is outside, it also is inside, especially in the summer!

## ALL-AMERICAN AUSTRALIANS WITH AN "S"

- Kentucky has not one but two All-American Aussies.
- In addition to Georgia Amoore's All-America recognition the last two seasons, Amelia Hassett, a transfer out of Eastern Florida State College, was named to the National Junior College Athletic Association Division I All-America Third Team in 2023-24.
  - Fun Fact:** Amoore is from Ballarat, Victoria, Australia, while Hassett is from Albury, New South Wales, Australia. That is about a 4.5 hour drive on the National Highway between the two hometowns.

## IT'S A "CAREER MOVE"

- Several players are close to reaching milestone career stats or have reached milestone career stats:
  - Georgia Amoore -
    - Has 2,217 career points, needing 283 more to reach 2,500.
      - Her 2,217 career points are currently ranked 11th among active players in all three NCAA Divisions, and seventh among DI.*
    - Has 805 career assists, needing 95 more to reach 800.
      - Her 805 career assists are currently ranked second among active players in all three NCAA Divisions, and second among DI.*
    - Has 377 career 3FGM needing 23 more to reach 400.
      - Her 377 career 3FGM are currently ranked second among active players in all three NCAA Divisions, and second among DI.*
  - Amelia Hassett -
    - Has 1,133 career points, needing 367 more to reach 1,500.
    - Has 838 career rebounds, needing 162 more to reach 1,000.
    - Has 121 career 3FGM, needing 29 more to reach 150.

## DOUBLE-DOUBLES (IN 2024-25)

### Points / Rebounds

#### Clara Strack (10)

|                 |                   |          |
|-----------------|-------------------|----------|
| 15 pts, 13 asts | Northern Kentucky | 11/07/24 |
| 16 pts, 15 rbs  | Wofford           | 11/12/24 |

|                |                   |          |
|----------------|-------------------|----------|
| 24 pts, 10 rbs | vs. Arizona State | 11/26/24 |
| 25 pts, 15 rbs | vs. Illinois      | 11/27/26 |

|                |           |          |
|----------------|-----------|----------|
| 12 pts, 12 rbs | at Purdue | 12/14/24 |
|----------------|-----------|----------|

|                |                  |          |
|----------------|------------------|----------|
| 21 pts, 12 rbs | Western Kentucky | 12/28/24 |
|----------------|------------------|----------|

|                |               |          |
|----------------|---------------|----------|
| 17 pts, 15 rbs | at Vanderbilt | 01/05/25 |
|----------------|---------------|----------|

|                |            |          |
|----------------|------------|----------|
| 25 pts, 12 rbs | at Georgia | 01/19/25 |
|----------------|------------|----------|

|                |          |          |
|----------------|----------|----------|
| 17 pts, 10 rbs | Arkansas | 01/26/25 |
| 14 pts, 14 rbs | Alabama  | 01/31/25 |

#### Teonni Key (7)

|                |         |          |
|----------------|---------|----------|
| 11 pts, 13 rbs | Wofford | 11/12/24 |
|----------------|---------|----------|

|                |                   |          |
|----------------|-------------------|----------|
| 12 pts, 10 rbs | Purdue Fort Wayne | 11/18/25 |
| 16 pts, 13 rbs | vs. Arizona State | 11/26/24 |
| 12 pts, 10 rbs | vs. Illinois      | 11/27/24 |

|                |        |          |
|----------------|--------|----------|
| 12 pts, 13 rbs | Queens | 12/09/24 |
|----------------|--------|----------|

|                |                   |          |
|----------------|-------------------|----------|
| 10 pts, 13 rbs | Mississippi State | 01/02/25 |
|----------------|-------------------|----------|

|                |          |          |
|----------------|----------|----------|
| 13 pts, 11 rbs | Arkansas | 01/26/25 |
|----------------|----------|----------|

#### Amelia Hassett (3)

|                |                   |          |
|----------------|-------------------|----------|
| 13 pts, 13 rbs | at North Carolina | 12/05/24 |
|----------------|-------------------|----------|

|                |         |          |
|----------------|---------|----------|
| 16 pts, 11 rbs | Belmont | 12/20/24 |
|----------------|---------|----------|

|                |            |          |
|----------------|------------|----------|
| 14 pts, 10 rbs | at Georgia | 01/19/25 |
|----------------|------------|----------|

### Points / Assists

#### Georgia Amoore (2)

|                 |             |          |
|-----------------|-------------|----------|
| 11 pts, 10 asts | USC Upstate | 11/04/24 |
|-----------------|-------------|----------|

|                 |        |          |
|-----------------|--------|----------|
| 21 pts, 11 asts | Auburn | 01/12/25 |
|-----------------|--------|----------|

- Dazia Lawrence -
  - Has 1,434 career points, needing 66 more to reach 1,500.
  - Has 119 career 3FGM, needing 31 more to reach 150.
- Already this season:
  - Georgia Amoore eclipsed 700 career assists against Arizona State on Nov. 26.
  - Georgia Amoore eclipsed 2,000 career points at Purdue on Dec. 14.
  - Amelia Hassett eclipsed 1,000 career points against Queens on Dec. 9.
  - Amelia Hassett eclipsed 100 career 3FGM against Belmont on Dec. 20.
  - Dazia Lawrence eclipsed 100 career 3FG against Mississippi State on Jan. 2.

## OUR 5-0 START IN THE SEC

### STRIKING START

- The Wildcats scored at least 91 points in each of their first two Southeastern Conference games of the season for the first time in program history.
  - The Cats scored at least 91 points in any consecutive SEC games for the first time since Jan. 17 and 20, 2013.
- The Wildcats won each of their first two SEC games of the season by at least 18 points for the second time in program history (also did so in 1992-93).
  - The Cats won any consecutive SEC games by at least 18 points each for the first time since Jan. 12 and 16, 2020.

### KEEP ON KEEPING ON

- Kentucky stacked on three more wins at Florida (71-55), against Auburn (80-61) and at Georgia (78-64) to improve to 16-1 overall and 5-0 in the league.
  - UK's 16-1 start to the season was the third-best start in program history.
  - UK's 5-0 start to SEC action was the third-best start in league action in program history.
- The Wildcats won each of their first five SEC games of the season by at least 14 points for the first time in program history.
  - The Cats also scored at least 71 points in each of their first five SEC games of a season for the first time in program history.

### Best Starts to a SEC Season in Program History

| Record | Seasons |
|--------|---------|
| 10-0   | 2011-12 |
| 6-0    | 2012-13 |
| 5-0    | 2024-25 |

## THIRD-BEST, ONE-LOSS START IN PROGRAM HISTORY

Kentucky got off to its third-best, one-loss start in program history, both overall on the season and in Southeastern Conference action.

### Best Starts to a Season in Program History

| Record | Seasons                                   |
|--------|---|
| 18-1   | 2012-13                                   |
| 18-1   | 1982-83                                   |
| 16-1   | 2024-25 ( <i>tied also with 1980-81</i> ) |

## THE NINE-GAME WIN STREAK

- Kentucky had a nine-game win streak this season (Dec. 9-Jan. 19), which included the five-game win streak in the Southeastern Conference (Jan. 2-Jan. 19).
  - It marked the 14th time in program history that Kentucky has gone on at least a nine-game win streak.

## A COUPLE OF DAWGS

- A pair of players set some pretty cool benchmarks in Kentucky's win at Georgia on Jan. 19.
  - Clara Strack became the only UK player since at least 2002-03 to have at least 25 points, 12 rebounds and four assists in an SEC road game.
  - Clara Strack and Georgia Amoore became the first pair of UK players to score at least 24 points each in an SEC road game since SeSe Helm and Sara Potts did so at Ole Miss on Feb. 1, 2004.

## WENT CRAZZY FROM 3

### SCHOOL RECORD 18 3-POINTERS AGAINST RV/RV MISSISSIPPI STATE

- Kentucky drained a school record 18 3-pointers against RV/RV Mississippi State in its Southeastern Conference opener on Jan. 2.
- The backcourt, Georgia Amoore and Dazia Lawrence, were responsible for 14 of those 18, sinking seven 3-pointers apiece.
  - It marked the first time in program history that two players knocked down at least seven 3-pointers in the same game.
  - Moreover, they were each just one make shy of tying the individual single-game school record (8).
- The Wildcats went 18-of-33 from the arc, both values a season high at the time, for 54.4 percent from long range, also a season high at the time.

### KNOCKED DOWN 15 MORE AT RV/RV VANDERBILT

- In the Wildcats' very next game, Kentucky hit 15 3-pointers at RV/RV Vanderbilt in its Southeastern Conference road opener on Jan. 5.
  - This time, Amelia Hassett, junior forward, led the team with six 3-pointers.
  - **Fun Fact:** All five starters made at least one 3-pointer in the game. Yes, even 6-5 center Clara Strack (1-of-2) and 6-4 forward Teonni Key (2-of-3).
- It marked the first time in program history that UK has hit at least 15 3-pointers in back-to-back games.

### GEORGIA AMOORE JOINS RHYNE HOWARD

- Georgia Amoore joined Rhyne Howard as the only players in UK's 51-year program history to have made seven 3-pointers in two different games in the same season.

## THE BEST SEC OPENER IN PROGRAM HISTORY

- Kentucky dominated RV/RV Mississippi State, 91-69, in the league opener on Jan. 2.
  - It marked the most points scored in a league opener in program history (91).
  - It marked the largest margin of victory in a league opener in program history (22).
- The Wildcats broke the single-game school record for 3-pointers (18) on a season-high 54.4 percent from the arc (18-of-33).
- Kentucky went 26-of-55 from the field altogether, while 88.5 percent of those makes were assisted (23 assists).
- On defense, UK swatted at 10 blocks, maintaining their nation-leading blocks per game.

## NATIONAL & SEC PLAYER OF THE WEEK: GEORGIA AMOORE

- Georgia Amooore, All-American graduate guard, was named an Ann Meyers Drysdale National Player of the Week and the Southeastern Conference Player on the Week, after the first round of games in league action, Jan. 7.
- In dominant wins over RV/RV Mississippi State and at RV/RV Vanderbilt, she scored a combined 51 points and made 10 3-pointers, shooting over 47.0 percent from the field and over 50.0 percent from the arc. She also assisted on 18 other baskets.
  - She also went a combined 7-of-7 from the line in those games, also maintaining her SEC lead in free-throw percentage (93.0).

## IT JUST MEANS A-MOORE

- Kenny Brooks affectionately refers to All-American Georgia Amooore, a Ballarat, Australia, native, as his mini-me and an extension of him on the court.
- The nationally recognized point guard, who played with the Australian National Team and was invited to Kelsey Plum's Dawg Class for the second straight summer in 2024, averaged 18.8 ppg and 6.8 apg as a senior at Virginia Tech in 2023-24.
  - Just a season before that, she averaged 16.3 ppg and 4.9 apg, taking her team to the Final Four in 2023.
- Amooore, who is plenty decorated from her time at Virginia Tech, is already receiving some early praise, this time in Blue and White, including the following:

### 2024-25 Awards / Honors (as of Jan. 31)

- NCAA March Madness Starting Lineup of the Week (Jan. 8, 2025)
- John R. Wooden Award® Midseason Top 25 Watch List
- Ann Meyers Drysdale National Player of the Week (Jan. 7 2025)
- SEC Player of the Week (Jan. 7, 2025)
- Wade Trophy Watch List
- John R. Wooden Award® Preseason Top 50 Watch List
- Nancy Lieberman Point Guard of the Year Watch List
- Jersey Mike's Naismith Trophy Women's College Player of the Year Watch List
- All-SEC First Team by Media
- All-SEC First Team by Coaches
- Seventh-most votes in the preseason AP All-America Poll

## 1-OF-1 (MEN OR WOMEN)

- Georgia Amooore, All-American graduate guard, is the only current NCAA Division I player - men or women - to have at least 2,000 career points (2,217) and 800 assists (805).
- With 75 more points, she will be just the third player since 2002-03 to have at least 2,300 career points and 800 assists, joining Caitlin Clark and Sabrina Ionescu.

## JUST A MINUTE...

- Georgia Amooore, graduate guard, who is leading the Southeastern Conference in minutes per game through 20 games this season (35.9), played every minute of three games this season, including one full overtime game.
  - No. 18/18 Louisville (45:00 minutes)
  - Purdue Fort Wayne (40:00 minutes)
  - at No. 16/15 North Carolina (40:00 minutes)
  - No. 22/22 Alabama (40:00 minutes)

## SIX STRAIGHT 80+ POINTS GAMES (TEAM)

- While Georgia Amooore paced the team with six straight 20+ point games, UK also put together six straight 80+ point games from Dec. 9-Jan. 5.
  - The last UK team to log such a streak was Nov. 10-Nov. 27, 2013 (six straight).

## SIX STRAIGHT 20+ POINT GAMES (GEORGIA AMOORE)

- In the midst of that 80+ point stretch by the team, Georgia Amooore, All-American graduate guard, scored at least 20 points for six straight games from Dec. 9-Jan. 5.
  - The last UK player to log a streak as great as that was Rhyn Howard during her sophomore season in Spring 2020 (eight straight).

## POUNDED PURDUE

- Five starters scored in double digits, including two that scored 20+ points, as Kentucky overcame a slow start to beat Purdue, 82-52, at Mackey Arena in West Lafayette, Indiana, on Dec. 14.
- The 30-point triumph marked UK's largest margin of victory in a nonconference road game since defeating Wagner by 39 points on Nov. 10, 2013.
- UK recorded its second-best, field-goal percentage of the season on 47.6 percent (30-of-63).
  - Ironically, UK had to overcome its lowest first-quarter, field-goal percentage of the season on 28.6 percent (4-of-14).
- Kentucky tied the school record for single-game, free-throw percentage (with at least 10 attempts) with 100.0 percent (12-of-12).

## A NOVEMBER TO REMEMBER

- UK began the season 7-0 for the first time since 2019-20.
  - UK defeated its first seven opponents of the season by at least 10 points for the first time since 2013-14.
- UK began the season 2-0 against ranked opponents.
  - UK defeated each of its first two ranked opponents of the season for the first time since 2016-17, when UK defeated No. 14 Miami and No. 12 Oklahoma.
  - It also marked the first time in program history that UK defeated two AP-ranked opponents in November.
- Kenny Brooks became just the second head coach in program history to begin their first season at UK undefeated through seven games.
  - Terry Hall went undefeated through her first nine games in 1980-81.

## BROADWAY GIRLS

- The Wildcats broke some hearts in the Music City Classic over Thanksgiving week.
- Kentucky defeated Arizona State, 77-61, on Nov. 26, before taking down No. 19/19 Illinois, 76-53, on Nov. 27.
  - Kentucky's 23-point triumph over Illinois marked its largest margin of victory against an AP-ranked opponent since March 4, 2016 against Florida (23 points).
  - The Wildcats shot 47.3 percent (35-of-74) from the field compared to the Fighting Illini's 26.7 percent (16-of-60) from the field.
    - The Cats also held the Fighting Illini to just 1-of-16 from the arc.
  - Kentucky went 1-of-2 from the line, while Illinois went 20-of-27 from the line.
  - UK outscored Illinois, 48-25, in the second half.
    - UK went on a season-high 18-0 run in the middle of the fourth quarter.

## NATIONAL PLAYER OF THE WEEK: CLARA STRACK

- For her performances in the Music City Classic, Clara Strack, sophomore center, was named one of five Ann Meyers Drysdale National Players of the Week on Dec. 3.
- In two wins during the Thanksgiving tournament, including UK's second top-25 win of the season over No. 19/19 Illinois, she averaged 24.5 ppg, 60.0 FG%, 12.5 rpg, 3.0 apg and 2.0 bpg.
  - Oh, and the 6-5 center drained three 3-pointers.
- The Wildcat reset her career high in points twice, scoring 24 against Arizona State and 25 against No. 19/19 Illinois.
  - She also tied her career high in rebounds with 15 against the Fighting Illini.

## GEORGIA AMOORE IN THE VIRGINIA TECH RECORD BOOK

In four years at Virginia Tech (2021-24), Georgia Amooore made her mark in Hokies' history, setting a combined 10 school records across her career, single seasons and single games.

### Career Records at Virginia Tech

|                       |      |
|-----------------------|------|
| Avg. Minutes Played   | 34.2 |
| Assists               | 656  |
| Assist/Turnover Ratio | 1.8  |

### Season Records at Virginia Tech

|                               |       |         |
|-------------------------------|-------|---------|
| Minutes Played                | 1,324 | 2022-23 |
| Avg. Minutes Played           | 36.8  | 2022-23 |
| Field Goal Attempts           | 539   | 2023-24 |
| 3-Point Field Goals Made      | 118   | 2022-23 |
| 3-Point Field Goals Attempted | 342   | 2022-23 |

### Game Records at Virginia Tech

|         |    |                   |               |
|---------|----|-------------------|---------------|
| Points  | 39 | at Virginia       | March 3, 2024 |
| Assists | 16 | Houston Christian | Nov. 16, 2023 |

## TALL BALL

- This is Kentucky's tallest team in program history and Kenny Brooks' tallest team in his 22 seasons as a head coach.
- Eight of UK's players, more than half of the team, are 6'1 or taller, including four players that are 6'3 or taller.
- In fact, 6'7 center Clara Silva ties 6'7 center Anna Cole (2009-10) as UK's tallest player in program history.

## THE PERFECT FIT

- Lexington, Kentucky, the Horse Capital of the World, is the perfect place for Georgia Amooore to spend her last year of college basketball. Georgia grew up on a horse farm and her grandfather and mother worked in the horse industry in Australia.

## HOW IT GOT STARTED

- Georgia Amooore's first basketball game was actually played in flip flops.
  - She was at her cousin's basketball game as a spectator at five-years-old, and a player fouled out, so Amooore, wearing flip flops, was called in.
- Amooore actually grew up playing and was passionate about the game of footie. She played with the boys until they turned into teenagers, and she was so fast, boys would even attempt pulling her ponytail to bring her down.

## QB1

- Georgia Amooore requested a football helmet and football gloves to her preseason photoshoot.
- Coach Brooks posted a photo on his Instagram with the caption, "That's my quarterback."
  - That adds up for the All-American point guard. Coach Brooks often refers to her as an extension of him on the court.



## 1K CLUB

With Georgia Amoore leading the way, UK boasts four players with 1,000-plus career points:

**1K Club** (as of Jan. 31)

| Player         | Points | Previous School(s)            |
|----------------|--------|-------------------------------|
| Georgia Amoore | 2,217  | Virginia Tech                 |
| Dazia Lawrence | 1,434  | Charlotte                     |
| Jordan Obi*    | 1,142  | Penn                          |
| Amelia Hassett | 1,133  | Eastern Florida State College |

*\*Out indefinitely with a lower-leg injury.*

## INTERNATIONAL FLAVOR

- The Wildcats have five international players on their team - two from Australia in Georgia Amoore and Amelia Hassett, one from Canada in Tanah Becker, one from Portugal in Clara Silva and one from the Czech Republic in Dominika Paurová.
- The Cats also have one international coach in assistant coach and recruiting coordinator Radvile Autukaite (pronounced like O-to-Kay-ta), who goes by Coach Rad, who is from Lithuania.

## OUR STATE

- No. 20/19 Kentucky snapped a seven-game losing streak to No. 18/18 Louisville in overtime, 71-61, in front of a sold out arena at Historic Memorial Coliseum on Saturday, Nov. 16.
  - It marked UK's largest margin of victory in 32 overtime wins in program history.
  - It marked UK's first triumph over UofL since Dec. 20, 2015.
  - It marked UK's first ranked win since defeating No. 1/1 South Carolina, 64-62, to win the 2022 Southeastern Conference Championship on March 6, 2022.
- For the first time this season, UK won from behind.
  - UK trailed UofL by three points at halftime and by as many as seven points in both the first half and the second half.
  - UK outscored UofL by 17 points in the final 16 minutes of the game (32-15).
  - UK held UofL without a field goal in overtime and outscored UofL, 13-3, in overtime.

## START ME UP

- This season marks just the second time in program history that UK has allowed 43 points or less in each of its first three games, with the first instance occurring in 1974-75.
- This season marks just the third time in program history that UK has won each of its first three games of a season by at least 29 points (2011-12, 2017-2018, 2024-25).

## KENTUCKY KENNY

- Kenny Brooks, who recently took Virginia Tech to the 2023 NCAA Final Four and won the 2024 Atlantic Coast Conference regular-season championship, was named the ninth head coach of the University of Kentucky women's basketball program on March 26, 2024.
  - Prior to his arrival in Lexington, he boasted a 517-204 (.717) career record through 22 seasons as a head coach.
  - In that time he had just one losing season and that was all the way back in 2003-04.
- Brooks has combined for 11 conference championships, including six tournament championships and five regular-season championships, and 10 NCAA Tournament appearances during his head coaching career.
  - He also has had six players picked in WNBA Drafts since 2015.

## FIRST OF ALL...

- The University of Kentucky women's basketball program played its first game under head coach Kenny Brooks and its first game in the \$82 million renovated Historic Memorial Coliseum on Nov. 4, as UK defeated USC Upstate, 98-43.
  - It marked UK's second largest margin of victory in a season opener (55 points), with the record going to UK's triumph over Kentucky State, 121-44, in 1989-90.
    - It also marked a UK head coach's largest margin of victory in their debut.
  - UK's 12 blocks tied for the second most in a single game in program history, and the first since UK had 12 blocks against Wright State on March 22, 2014.
    - It marked just the fourth game in program history that UK had 12-or-more blocks.
  - Clara Silva, 6-7 freshman center, went 6-of-6 from the field and made six blocks.
    - She became the first player since Makayla Epps in 2014 to go perfect from the field (with at least five FGM).
    - She was one block shy of the single-game individual and freshman program record.

## \$82 MILLION RENOVATION

- UK Athletics is near the finish line of its largest investment in women's sports with the \$82 million renovation of Historic Memorial Coliseum.
- The project, which is open and playable for 2024-25 and scheduled for full completion in Spring 2025, ensures the Kentucky women's basketball, volleyball, gymnastics and STUNT teams can call home a state-of-the-art facility that honors Kentucky's historic past.
- The capacity is approximately 6,250, with the addition of a new, modernized club area.
- Included in that \$82 million renovation, the women's basketball program also opened a completely remodeled locker room, lounge and film room during Summer 2024.

## WALK IT, LIKE I TALK IT

- Kentucky Basketball - both the men's and the women's teams - were given an exclusive set of NOCTA gear.
- Kentucky Basketball - both the men's and the women's teams - were gifted a Kentucky player exclusive shoe to begin the season, Devin Booker's Nike Book 1, which feature a blue and white color-way and retro UK logos.
- The Wildcats also received two pairs of the Sabrina 2s, one pair in blue and one pair in white, also featuring the UK logos.
- Earlier this summer, both head coaches - Kenny Brooks and Mark Pope - also received the Nike Kobe 4 Proto "Girl Dad" kicks, courtesy of the Mamba and Mambacita Sports Foundation.

## LOWER LEG INJURIES, OUT INDEFINITELY

- University of Kentucky women's basketball graduate guard Jordan Obi and sophomore guard Dominika Paurová sustained lower leg injuries during the summer, and they are both out indefinitely.

## RESERVED SEASON TICKETS SOLD OUT

- Excitement abounded for the University of Kentucky women's basketball team, as reserved season tickets sold out for 2024-25, it was announced Oct. 25.
  - It is the first time in program history that reserved seating has sold out.
- More than 3,200 season tickets have sold for the upcoming season, over half of the approximate capacity within the new configuration of the renovated Historic Memorial Coliseum.

## RHYNE HOWARD WINS OLYMPIC MEDAL

- Rhyné Howard, University of Kentucky alumna and Atlanta Dream guard, claimed a bronze medal for Team USA at the 2024 Olympic Games.
- Through nine games in Paris, she scored 34 points, grabbed 15 rebounds and had a team-lead four blocks.

## 606 STRONG

- Cassidy Rowe's family and community were directly affected by the Eastern Kentucky floods in Summer 2022.
  - The Virgie, Kentucky, native and junior guard tells a great story about how her parents had to trudge through knee-deep water to evacuate to their neighbor's house on higher ground.
  - Meanwhile, Rowe texted her father to see if her childhood basketball goal was ok. He told her it wasn't, it had been washed away. He ended up finding it floating down the flood stream.
  - Her home ended up being ok, just some property damage. However, many, many folks around neighborhood were not so fortunate.
  - Rowe and her family were and continue to be very active in their community in the aftermath of the flooding, handing out meals and cleaning.
- Rowe and alumnae Emma King, Blair Green and Maci Morris - all natives of Eastern Kentucky or otherwise known as the 606 - hosted a "606 Camp" for 606 residents at North Laurel High School in August 2022.
  - The cost to attend was \$40 per player or \$60 for two in a family, while all proceeds from the camp went directly to the Foundation for Appalachian Kentucky Crisis Fund.

## "KENTUCKY'S FAVORITE CHILD"

- Cassidy Rowe, the Virgie, Kentucky, native, who often draws big fan sections of folks from back home, was referred to as "Kentucky's favorite child," by head coach Kenny Brooks in a postgame press conference after defeating Purdue Fort Wayne on Nov. 18.

## SMART & TALENTED

- The Wildcats recorded a 3.593 GPA in Fall 2024, marking their highest semester GPA in a decade (outside of the covid-affected semester in Spring 2020).

## WILDCATS SHINE IN THE CLASSROOM

- The Wildcats have had a 3.0 team GPA or better each of the last 23 semesters, including a decade-high 3.593 in Fall 2024.

## THE MAGIC "80"

- UK holds a remarkable 392-26 (.938) record when scoring 80 points or more since 1974.
  - UK is 9-0 in 2024-25, when scoring 80+ points.
- The last loss came when UK fell to DePaul on Dec. 9, 2021, 94-85.

## UK IN OVERTIME

- UK is 32-29 all-time in overtime games.
  - Kentucky defeated Louisville, 71-61, in one overtime at home on Nov. 16, UK's largest margin of victory in 32 overtime wins in program history.

## KENTUCKY ALL-TIME

- Kentucky is 924-610 (.602) in its 51st season of varsity competition.

## KENTUCKY ALL-TIME AT HOME

- Kentucky is 540-199 (.730) all-time at home, including:
  - 500-172 (.744) all-time in Memorial Coliseum
  - 36-28 (.563) all-time in Rupp Arena
  - 4-0 (1.000) at the Clive M. Beck Center
  - 0-1 (0.000) at the Davis-Reid Alumni Gym
- If you do the math, you will notice UK's losses in Memorial Coliseum, Rupp Arena, Clive M. Beck Center (Transylvania) and the Davis-Reid Alumni Gym are two more than UK has home losses.
  - That reason is UK's NCAA Tournament Sweet 16 game vs. Washington at Rupp Arena on March 25, 2016 and its NCAA Tournament game vs. Indiana on March 18, 1983 at Memorial Coliseum cannot count towards UK's home record.

## STARTING LINEUP RECORDS

| Team                     | G      | G        | G       | G/F | F/C    | Result        |
|--------------------------|--------|----------|---------|-----|--------|---------------|
| USC UPSTATE              | AMOORE | LAWRENCE | HASSETT | KEY | STRACK | W, 98-43      |
| NORTHERN KENTUCKY        | AMOORE | LAWRENCE | HASSETT | KEY | STRACK | W, 70-41      |
| WOFFORD                  | AMOORE | LAWRENCE | HASSETT | KEY | STRACK | W, 76-42      |
| #18/18 LOUISVILLE        | AMOORE | LAWRENCE | HASSETT | KEY | STRACK | W, 71-61 (OT) |
| PURDUE FORT WAYNE        | AMOORE | LAWRENCE | HASSETT | KEY | STRACK | W, 79-67      |
| vs. Arizona State        | Amoore | Lawrence | Hassett | Key | Strack | W, 77-61      |
| vs. #19/19 Illinois      | Amoore | Lawrence | Hassett | Key | Strack | W, 76-53      |
| at #16/15 North Carolina | Amoore | Lawrence | Hassett | Key | Strack | L, 72-53      |
| QUEENS                   | AMOORE | LAWRENCE | HASSETT | KEY | STRACK | W, 87-45      |
| at Purdue                | Amoore | Lawrence | Hassett | Key | Strack | W, 82-52      |
| BELMONT                  | AMOORE | LAWRENCE | HASSETT | KEY | STRACK | W, 84-78      |
| WESTERN KENTUCKY         | AMOORE | LAWRENCE | HASSETT | KEY | STRACK | W, 88-70      |
| RV/RV MISSISSIPPI STATE  | AMOORE | LAWRENCE | HASSETT | KEY | STRACK | W, 91-69      |
| at RV/RV Vanderbilt      | Amoore | Lawrence | Hassett | Key | Strack | W, 96-78      |
| at Florida               | Amoore | Lawrence | Hassett | Key | Strack | W, 71-55      |
| AUBURN                   | AMOORE | LAWRENCE | HASSETT | KEY | STRACK | W, 80-61      |
| at Georgia               | Amoore | Lawrence | Hassett | Key | Strack | W, 78-64      |
| at Texas A&M             | Amoore | Lawrence | Hassett | Key | Strack | L, 61-55      |
| ARKANSAS                 | AMOORE | LAWRENCE | HASSETT | KEY | STRACK | W, 89-69      |
| ALABAMA                  | AMOORE | LAWRENCE | HASSETT | KEY | STRACK | W, 65-56      |

### Record by Lineups:

|             |               |                 |                |            |               |
|-------------|---------------|-----------------|----------------|------------|---------------|
| <b>18-2</b> | <b>AMOORE</b> | <b>LAWRENCE</b> | <b>HASSETT</b> | <b>KEY</b> | <b>STRACK</b> |
|-------------|---------------|-----------------|----------------|------------|---------------|

*Bold indicates last starting lineup used*

## COMEBACK CATS (LARGEST COMEBACKS)

- 19 Miami (Ohio), 53-34, 16:27 in second half, (won, 77-71) 11/21/00
- 18 Miami (Ohio), 14:35 in second half, (won, 108-102, OT) 12/21/02
- 18 Middle Tenn., 31-13, 3:54 in first half, (won, 68-66) 1/8/89
- 17 Oregon State, 38-21, 2:29 in first half (won 73-70) 11/25/04
- 17 WKU, 30-47, 17:09 in second half, (won 76-63) 12/22/03
- 17 Villanova, 19-2, 11:52 in first half (won 63-54) 12/29/96
- 16 Florida, 30-14, 8:09 in second quarter (won 81-75) 01/15/23
- 16 Louisville, 32-16, 6:44 in first half (won 77-68) 12/7/14
- 16 South Carolina, 30-46 in second half, (won, 78-74) 2/14/13
- 16 Vanderbilt, 53-37, 11:19 in second half (won, 74-68) 1/6/89
- 16 Ole Miss, 24-8, 6:51 in first half (won, 69-61) 2/8/07
- 15 South Carolina, 45-30, 4:45 in third quarter (won, 64-62) 03/06/22
- 15 Mississippi State, 72-57, 7:10 in fourth quarter (won, 81-74) 2/15/22
- 15 Mississippi State, 54-39, 15:18 in second half (won, 76-67) 3/6/15
- 14 Baylor, 40-26, 18:31 in the second half (won, 74-64) 11/17/14
- 14 Louisville, 21-7, 11:16 in first half (won 69-64) 12/1/13
- 14 Louisville, 35-21, 15:08 in second half (won, 48-47) 2/2/12
- 14 Florida, 20-6, 12:46 in first half (won, 71-67) 3/2/12
- 14 Mississippi St., 40-26, 18:52 in second half (won, 76-65) 3/6/10
- 14 Xavier, 40-26, 18:49 in second half (won, 67-62) 3/24/05
- 14 Toledo, 32-18, 5:43 in second half (won, 85-76) 3/24/90
- 14 Auburn, 22-8, 8:36 in first half (won 91-90 2OT) 2/2/86
- 14 Indiana, 28-14, 6:44 in second quarter (won 72-68) 12/6/2020

## WHEN WAS THE LAST TIME ...

### SCORING

**A player scored 40+ points:** 43, Rhyne Howard, at Alabama, 1-9-20  
**A player scored 30+ points:** 33, Ajae Petty vs. Tennessee Tech, 12-3-23  
**A player scored 25+ points:** 25, Clara Strack at Georgia, 1-19-25  
**Player came off the bench to score 20 or more points:** 24, Eniya Russell vs. Florida, 2-18-24  
**Two players score 20 or more points in a game:** 24, Georgia Amoore; 25, Clara Strack at Georgia, 1-19-25  
**Three players had 20 or more points in a game:** 25, Maddie Scherr; 22, Saniah Tyler; 20, Amiya Jenkins vs. Lipscomb, 12-21-23  
**Two players score 25 or more points in a game:** 27, Georgia Amoore; 28, Dazia Lawrence vs. Mississippi State, 1-2-25  
**Two players score 30 points or more in a game:** n/a  
**A player record eight or more consecutive 20-plus point games:** 8 by Rhyne Howard (20 at Arkansas, 2-9-20; 26 vs. MSU, 2-16-20; 21 at Ole Miss, 2-20-20; 24 vs. SC, 2-23-20; 25 vs. UGA, 2-27-20; 26 at VU, 3-1-20; 24 vs. Tennessee, 3-6-20; 26 vs. Miss. St., 3-7-20)  
**A player record six or more consecutive 20-plus point games:** 6 by Georgia Amoore (20 vs. Queens, 12-9-24; 21 at Purdue, 12-14-24; 23 vs. Belmont, 12-20-24; 21 vs. WKU, 12-28-24; 27 vs. Mississippi State, 1-2-25; 24 at Vanderbilt, 1-5-25)  
**A player record four or more consecutive 25-plus point games:** 5 by Rhyne Howard (26 vs. UofL, 12-15-19; 29 at Cal, 12-21-19; 28 at South Carolina, 1-2-20; 37 vs. Tennessee, 1-5-20; 43 at Alabama, 1-9-20)  
**A player record back-to-back 30-plus point games:** Rhyne Howard 37 vs. Tennessee, 1-5-20; 43 at Alabama, 1-9-20  
**A player score 20+ points in the 1st half:** 24, Rhyne Howard vs. Auburn, 2-27-22  
**A player score 20+ points in the 2nd half and/or OT:** 20, Georgia Amoore vs. Belmont, 12-20-24  
**A player hit a last-second shot to win the game:** Eniya Russell vs. Boston College, 11-30-23 (hit the game-winning layup with 00.05 remaining in the contest to put Kentucky up 83-81)  
**A freshman score 25 points or more:** 25, Rhyne Howard vs. Missouri, 3-8-19  
**All five starters in double figures:** vs. Arkansas, 01-26-25; (19) Georgia Amoore, (17) Clara Strack, (14) Amelia Hassett, (14) Dazia Lawrence, (13) Teonni Key  
**No player scored in double figures:** vs. NC State, 11-23-23  
**5 or more players score in double figures:** vs. Arkansas, 01-26-25; (19) Georgia Amoore, (17) Clara Strack, (14) Amelia Hassett, (14) Dazia Lawrence, (13) Teonni Key  
**6 or more players score in double figures:** 6 vs. WCU (12-18-18) - Wyatt (16), Morris (13), Howard (18), Murray (11), Paschal (11), Roper (12)  
**7 or more players score in double figures:** 8 vs. Lipscomb (11-21-13) - Stallworth (14), Walker (10), Thompson (16), Goss (18), Evans (12), O'Neill (11), Pinkett (15), Harper (12)

### DOUBLE-DOUBLES

**A player record a double-double:** Clara Strack (14pts/14rbs) vs. Alabama, 1/31/25  
**10-20 Game:** Ajae Petty (23pts/21rbs) vs. Vanderbilt, 1-11-24  
**20-20 Game:** Ajae Petty (23pts/21rbs) vs. Vanderbilt, 1-11-24  
**20-10 Game:** Clara Strack (25pts/12rbs) at Georgia, 1-19-25  
**20-15 Game:** Clara Strack (25pts/15rbs) vs. Illinois, 11-27-24  
**30-10 Game:** Ajae Petty (33pts/15rbs) vs. Tennessee Tech, 12-3-23  
**30-15 Game:** Ajae Petty (33pts/15rbs) vs. Tennessee Tech, 12-3-23  
**More than one player with a double-double in the same game:** Clara Strack (17pts/10rbs), Teonni Key (13pts/11rbs) vs. Arkansas, 1-26-25  
**Three players with a double-double in the same game:** Alexis Jennings (28pts, 13rbs), Evelyn Akhator (12pts, 16rbs), Makayla Epps (21pts, 11rbs, 12asts) vs. Morehead State, 11-18-15  
**More than one player record back-to-back double-doubles:** Teonni Key (16pts/13rbs), Clara Strack (25 pts/10 rbs) vs. Arizona State, 11-26-24; Teonni Key (12pts/10rbs), Clara Strack (25pts/15rbs) vs. Illinois, 11-27-24

**Double-Double in Points and Rebs:** Clara Strack (14pts/14rbs) vs. Alabama, 1/31/25  
**Double-Double in Points and Assists:** Georgia Amoore (21pts/11asts) vs. Auburn, 1-12-25  
**Double-Double in Points and Blocks:** n/a  
**Double-Double in Points and Steals:** Chasity Patterson (17pts/10stls) vs. Wofford, 12-19-20  
**A player record three straight double-doubles:** Teonni Key (16pts/13rbs) vs. Arizona State, 11-26-24; (12pts/10rbs) vs. Purdue Fort Wayne, 11-18-24; (12pts/10rbs) vs. Illinois, 11-27-24  
**A player record four or more consecutive double-doubles:** 4 by Ajae Petty (22pts, 13rbs) vs. Samford, 12-31-23; (22pts/19rbs) vs. Arkansas, 1/4/24; (14pts/14rbs) at Tennessee, 1-7-24; (23pts/21rbs) vs. Vanderbilt, 1-11-24  
**A player record five or more consecutive double-doubles:** 5 by Dre'una Edwards (11pts/12rbs) vs. SC Upstate, 12-19-21; (14pts/14rbs) vs. UofL, 12-12-21, (17pts/11rbs) vs. Merrimack, 12-5-21, (19pts/10rbs) vs. WVU, 12-1-21, (122pts/11rbs) vs. La Salle, 11-27-21  
**A player record a triple-double in a game:** (3rd in school history) Rhyne Howard, vs. Winthrop, (22pts, 10ast, 10 rbs) 11-21-21

### FIELD GOALS

**Made 12 FG in a game:** 12, Clara Strack vs. Illinois, 11-27-24  
**Made 13 FG in a game:** 13, Ajae Petty vs. Tennessee Tech, 12-3-23  
**Made 14 FG in a game:** 14, Dre'una Edwards at Mizzou, 2-24-22  
**Made 15 FG in a game:** 18, Makayla Epps vs. Mississippi State, 1-12-15  
**Made 16 FG in a game:** 18, Makayla Epps vs. Mississippi State, 1-12-15  
**Made 17 FG in a game:** 18, Makayla Epps vs. Mississippi State, 1-12-15  
**Made 18 FG in a game:** 18, Makayla Epps vs. Mississippi State, 1-12-15  
**A player record a perfect game (at least five FGs made):** Clara Silva vs. USC Upstate, 11-4-24 (6-of-6 FGs)

### FIELD GOALS ATTEMPTED

**Attempted 20 FG in a game:** 20, Clara Strack at Georgia, 1-19-25  
**Attempted 21 FG in a game:** 21, Ajae Petty vs. Vanderbilt, 1-11-24  
**Attempted 22 FG in a game:** 22, Robyn Benton vs. Ohio, 12-21-22  
**Attempted 23 FG in a game:** 23, Rhyne Howard vs. Ole Miss, 1-23-22  
**Attempted 24 FG in a game:** 24, Rhyne Howard vs. Georgia, 3-5-21  
**Attempted 25 FG in a game:** 25, Rhyne Howard vs. Ole Miss, 2-28-21  
**Attempted 26 FG in a game:** 26, Rhyne Howard at Ole Miss, 2-4-21  
**Attempted 27 FG in a game:** 27, Rhyne Howard vs. Tennessee, 1-5-20  
**Attempted 28 FG in a game:** 30, Makayla Epps vs. Miss. State, 1-12-15  
**Attempted 29 FG in a game:** 30, Makayla Epps vs. Miss. State, 1-12-15

### THREE-POINTERS

**A player with 5 in a game:** 5, Georgia Amoore at Georgia, 1-19-25  
**A player with 6 in a game:** 6, Amelia Hassett at Vanderbilt, 1-5-25  
**A player with 7 in a game:** 7, Georgia Amoore & Dazia Lawrence, vs. Mississippi State, 1-2-25  
**A player with 8 in a game:** \*8, Rhyne Howard vs. Auburn, 2-27-22  
**Attempted 10 or more in a game:** 12, Georgia Amoore at Georgia, 1-19-25  
**Made 7+ in back-to-back games:** \*7, Rhyne Howard vs. Tennessee, 1-5-20; 7, Rhyne Howard at Alabama, 1-9-20

### FREE THROWS

**Made 10 FT in a game:** 13, Robyn Benton at South Carolina, 2-2-23  
**Made 11 FT in a game:** 13, Robyn Benton at South Carolina, 2-2-23  
**Made 12 FT in a game:** 13, Robyn Benton at South Carolina, 2-2-23  
**Made 13+ FT in a game:** 13, Robyn Benton at South Carolina, 2-2-23  
**Attempted 10 FT in a game:** 14, Ajae Petty vs. South Carolina, 2-25-24  
**Attempted 11 FT in a game:** 14, Ajae Petty vs. South Carolina, 2-25-24  
**Attempted 12 FT in a game:** 14, Ajae Petty vs. South Carolina, 2-25-24  
**Attempted 13 FT in a game:** 14, Ajae Petty vs. South Carolina, 2-25-24  
**Attempted 14 FT in a game:** 14, Ajae Petty vs. South Carolina, 2-25-24  
**Attempted 15+ FTs in a game:** 15, Makayla Epps vs. Miami, 11-11-16  
**Hit 100% (10+ attempts):** 10-of-10, Robyn Benton at Florida, 1-15-23



## WHEN WAS THE LAST TIME ...

### REBOUNDS

**A player with 10+ rebounds:** 14, Clara Strack vs. Alabama, 1-31-25  
**A player with 11+ rebounds:** 14, Clara Strack vs. Alabama, 1-31-25  
**A player with 12+ rebounds:** 14, Clara Strack vs. Alabama, 1-31-25  
**A player with 13+ rebounds:** 14, Clara Strack vs. Alabama, 1-31-25  
**A player with 14+ rebounds:** 14, Clara Strack vs. Alabama, 1-31-25  
**A player with 15+ rebounds:** 15, Clara Strack at Vanderbilt, 1-5-25  
**A player with 16+ rebounds:** 16, Amelia Hassett vs. NKU, 11-7-24  
**A player with 17+ rebounds:** 21, Ajae Petty vs. Vanderbilt, 1-11-24  
**A player with 18+ rebounds:** 21, Ajae Petty vs. Vanderbilt, 1-11-24  
**A player with 19+ rebounds:** 21, Ajae Petty vs. Vanderbilt, 1-11-24  
**A player with 20+ rebounds:** 21, Ajae Petty vs. Vanderbilt, 1-11-24  
**A player with 21+ rebounds:** 21, Ajae Petty vs. Vanderbilt, 1-11-24  
**A player with 25+ rebounds:** \*27, Valerie Still vs. National College, 2-9-82  
**A player with back-to-back games with 15+ rebounds:** Evelyn Akhator  
 15 rebs at Alabama (1-12-17); 16 rebs vs. Georgia (1-15-17)  
**10+ Rebs in three consecutive games:** 3, Teonni Key (Nov. 18-27, 2024)  
**10+ Rebs in four consecutive games:** 4, Ajae Petty (Dec. 31-Jan. 11, 2024)  
**10+ Rebs in five consecutive games:** 5, Dre'una Edwards (Nov. 27-Dec. 19, 2022)  
**10+ Rebs in six consecutive games:** 7, Eleia Roddy (2008)  
**Two players grab 10+ rebounds in a game:** 10, Clara Strack; 11, Teonni Key vs. Arkansas, 1-26-25  
**Three players grab 10+ rebounds in a game:** 16, Akhator; 13, Jennings; 11, Epps vs. Morehead State, 11-18-15

### ASSISTS

**A player with 8+ assists in a game:** 9, Georgia Amoore vs. Alabama, 1-31-25  
**A player with 9+ assists in a game:** 9, Georgia Amoore vs. Alabama, 1-31-25  
**A player with 10+ assists in a game:** 11, Georgia Amoore vs. Auburn, 1-12-25  
**A player with 11+ assists in a game:** 11, Georgia Amoore vs. Auburn, 1-12-25  
**A player with 12+ assists in a game:** 12, Makayla Epps vs. Morehead State, 11-18-15  
**Two players with 8+ assists in a game:** 8, Georgia Amoore vs. NKU, 11-7-24; 8, Amelia Hassett vs. NKU, 11-7-24

### BLOCKS

**A player with 5 or more blocks in a game:** 5, Clara Strack vs. Mississippi State, 1-2-25  
**A player with 6 or more blocks in a game:** 6, Teonni Key vs. Arizona State, 11-26-24  
**A player with 7 or more blocks in a game:** \*7, DeNesha Stallworth vs. Texas A&M, 2-18-13

### STEALS

**A player with 5 steals in a game:** 5, Ajae Petty vs. Tennessee, 3-7-24  
**A player with 6 steals in a game:** 6, Jada Walker vs. Alabama, 3-2-23  
**A player with 7 steals in a game:** 7, Rhyne Howard vs. Tennessee, 2-11-21  
**A player with 8 steals in a game:** 10, Chasity Patterson vs. Wofford, 12-19-20  
**A player with 9 steals in a game:** 10, Chasity Patterson vs. Wofford, 12-19-20  
**A player with 10 steals in a game:** 10, Chasity Patterson vs. Wofford, 12-19-20  
**A player with 11 or more steals in a game:** \*11, Leslie Nichols vs. Louisville, 2-14-86

### MINUTES

**Played every minute of a game:** 40, Georgia Amoore vs. Alabama, 1-31-25  
**Played more than 40 minutes:** 45, Georgia Amoore; 44, Clara Strack; 43, Amelia Hassett; 43, Dazia Lawrence vs. UofL, 11-16-24  
**Played more than 50 minutes:** 51, Kastine Evans vs. Baylor - 4OT, 12-6-13

### FOULS

**Four or more UK players foul out in a game:** Jennifer Humphrey, Sarah Elliott, Chanté Bowman, Brittany Edelen vs. Louisville, 12-3-06

### THE LAST TIME KENTUCKY...

**Won a game by 20 or more pts:** +20 (89-69) vs. Arkansas, 1-26-25  
**Won an SEC game by 20 or more pts:** +20 (89-69) vs. Arkansas, 1-26-25  
**Won a game by 30 or more pts:** +30 (82-52) at Purdue, 12-14-24  
**Won an SEC game by 30 or more pts:** +42 (94-52) at Ole Miss, 2-20-20  
**Won a game by 40 or more pts:** +42 (87-45) vs. Queens, 12-9-24  
**Won an SEC game by 40 or more points:** +42 (94-52) at Ole Miss, 2-20-20  
**Won a game by 50 or more pts:** +55 (98-43) vs. USC Upstate, 11-4-24  
**Won an SEC game by 50 or more pts:** \*+53 (100-47) vs. Miss. St., 1-17-13  
**Won a game by 60 or more pts:** +61 (98-37) vs. Wofford, 12/19/20  
**Won a game by 70 or more pts:** +75 (100-25) vs. Jacksonville St., 11-15-11  
**Scored 100 pts or more in a game:** 100 vs. Evansville, 12-5-17  
**Scored 100 pts or more in an SEC game:** 108 vs. Ole Miss, 2-13-14  
**Scored 90 points or more in a game:** 91 vs. Mississippi State, 1-2-25  
**Scored 90 points or more in three straight games:** 96 vs. Wagner, 11-10-13; 103 vs. Georgia Southern, 11-13-13; 96 vs. Central Michigan, 11-17-13  
**Scored 90 points or more in four straight games:** 4 - 96 vs. Wagner, 11-10-13; 103 vs. Georgia Southern, 11-13-13; 96 vs. Central Michigan, 11-17-13, 116 vs. Lipscomb 11-12-13  
**Scored 80 points or more in a game:** 89 vs. Arkansas, 1-26-25  
**Scored 80 points in six straight games:** 6, 87 vs. Queens, 12-9-24; 82 at Purdue, 12-14-24; 84 vs. Belmont, 12-20-24; 88 vs. WKU, 12-28-24, 91 vs. Mississippi State, 1-2-25; 96 at Vanderbilt, 1-5-25  
**Scored 50 points or more in the first half:** 52 vs. Queens, 12-9-24  
**Scored 50 points or more in the second half:** 50 vs. WKU, 12-28-24  
**Scored 60 points or more in first half:** 60 vs. Grambling, 12-29-13  
**Scored 60 points or more in second half:** 62 vs. Ohio, 12-21-22  
**Lost a game by 20 or more points:** -21 (77-56) at LSU, 3-3-24  
**Lost a game by 30 or more points:** -30 (75-45) vs. Ole Miss, 2-29-24  
**Lost a game by 40 or more points:** -48 (103-55) vs. S. Carolina, 2-25-24  
**Lost an SEC game by 40 or more pts:** -48 (103-55) vs. S. Carolina, 2-25-24  
**Lost a game by 50 or more points:** -62 (98-36) vs. S. Carolina, 1-15-24  
**Lost a game by 60 or more points:** -62 (98-36) vs. S. Carolina, 1-15-24  
**Lost a game by 70 or more points:** -72 (38-110) vs. Tennessee, 1-21-01  
**Allowed 100 points:** 103 vs. S. Carolina, 2-25-24  
**Allowed 90 or more points:** 103 vs. S. Carolina, 2-25-24  
**Scored fewer than 50 points:** 44 vs. Texas A&M, 2-11-24  
**Scored fewer than 40 points:** 36 at South Carolina, 1-15-24  
**Scored fewer than 25 points in a half:** 23 (2nd) vs. Ole Miss, 2-29-24  
**Scored fewer than 20 points in a half:** 18 (1st) at Auburn, 2-15-24  
**Held opponent to 50 points or fewer:** 45 vs. Queens, 12-9-24  
**Held opponent to 40 points or fewer:** 44 vs. USC Upstate, 12-19-21  
**Held opponent to 30 points or fewer:** 24 by Jackson St., 11-29-15  
**Held opponent to 20 pts or fewer in the 1st half:** 19 at Florida, 1-9-25  
**Held opponent to 20 pts or fewer in the 2nd half:** 18 vs. NKU, 11-7-24  
**Held SEC opp. to 20 pts or fewer in the 1st half:** 19 at Florida, 1-9-25  
**Held an opponent to 10 points or fewer in the first half:** \*9 by Charleston Southern, 12-10-04  
**Held an opponent to 10 points or fewer in the second half:** \*7 by Jackson St., 11-29-15  
**Won a game after trailing at the half:** Belmont, 12-20-24 (39-33)  
**Won a game after trailing 10+ at the half:** Indiana, 12-6-20 (36-23)  
**Won an SEC game after trailing at the half:** vs. Alabama, 3-2-23 (32-26)  
**Won after trailing at the half at home:** Belmont, 12-20-24 (39-33)  
**Won after trailing at the half on the road:** at Florida, 1-15-23 (36-30)  
**Scored 100 or more points and lost:** n/a  
**Scored 80 points or more and lost:** vs. DePaul, 12-9-21 (94-85)  
**Scored 50 points or fewer and won:** 50 at Virginia, 11-16-19  
**Game decided by one point:** at Mississippi State, 1/22/23 (77-76)  
**Game decided by two points:** vs. Boston College, 11-30-23 (83-81)  
**Game decided by three points:** vs. Mississippi State, 2-1-24 (L, 77-74)  
**Shot 50 percent or better vs. nonconference opponent:** 52.9% (36-of-68) vs. WKU, 12-28-24  
**Shot 50 percent or better vs. SEC opponent:** 53.6% (30-of-56) vs. Auburn, 1-12-25  
**Shot 50 percent or better in consecutive games:** 52.5% (31-of-59) vs. Lipscomb, 12-21-23; 54.4% (31-of-57) vs. Furman, 12-17-23  
**Shot 55 percent or better:** 58.2% (32-of-55) vs. UNC-Greensboro, 12-4-

## WHEN WAS THE LAST TIME ...

22

**Shot 60 percent or better:** 64.7 vs. Alabama, 1-25-18  
**Shot 70 percent or higher in a half:** 71.4 (1st half) vs. Middle Tenn., 12-15-18  
**Shot 60 percent or higher from 3:** 60.0 vs. Middle Tenn., 12-15-18  
**Shot 30 percent or lower:** 29.3 vs. Ole Miss, 2-29-24  
**Shot 20 percent or lower:** 20.0 vs. Georgia, (12-of-60), 3-02-07  
**Shot 15 percent or lower in a half:** 13.6 (1st half) vs. USC (3-of-22), 3-2-08  
**Held an opponent to lower than 30 percent:** 26.3% (15-of-57) by Queens, 12-9-24  
**Held an opponent to lower than 20 percent:** 15.6% (7-of-45) by Jackson State, 11-29-15  
**Held an opponent to lower than 15 percent in a half:** 11.1% (1st half) vs. Wofford, 11-12-24  
**Held an opponent to lower than 10 percent in a half:** 8.5% (1st half) vs. Wofford, 12-19-20  
**Opponent shot 50 percent or better:** 64.4% by S. Carolina, 2-25-24  
**Opponent shot 60 percent or better:** 64.4% by S. Carolina, 2-25-24  
**Opponent shot 50 percent or better in consecutive games:** Three straight - 53.3% by Tennessee, 1-7-24; 58.5% by Vanderbilt, 1-11-24; 58.8% by South Carolina 1-15-24  
**Did not hit a 3-pointer:** vs. Arkansas, 1-4-24 (0-of-10)  
**Held opponent without a 3-pointer:** Georgia, 3-6-24 (0-of-11)  
**Held consecutive opponents without a 3-pointer:** Delaware State, 11-10-12 (0-of-0) and Baylor, 11-13-12 (0-3)  
**Opponent hit 10 or more 3-pointers:** 12 vs. Arkansas, 1-26-25  
**Hit 10 or more 3-pointers:** 13 vs. Arkansas, 1-26-25  
**Hit 15 or more 3-pointers:** 15 at Vanderbilt, 1-5-25  
**Hit 18 or more 3-pointers:** \*18 vs. Mississippi State, 1-2-25  
**Hit 10+ 3s in three straight games:** \*Four straight - Charlotte 10 (12/04), Samford 11 (12/08), Winthrop 13 (12/11), UofL (12/15)  
**Pulled down 60 or more rebounds:** \*67 vs. Morehead State, 11-18-15  
**Pulled down 65 or more rebounds:** \*67 vs. Morehead State, 11-18-15  
**Had 20 or more Reb. than Opp:** 23 vs. UNA, 11-11-21 (50-27)  
**Had 30 or more assists in a game:** 30 vs. Merrimack, 12-5-21  
**Had 25 or more assists in a game:** 25 vs. WKU, 12-28-24  
**Had 20 or more assists in a game:** 20 at Vanderbilt, 1-5-25  
**Had 20 or more assists in three straight games:** 3 - 25 vs. WKU, 12-28-24; 23 vs. Mississippi State, 1-2-25; 20 at Vanderbilt, 1-5-25  
**Had 20 or more assists in four straight games:** 32 vs. Morehead St., 11-18-15; 24 vs. Colorado 11-22-15; 26 vs. Eastern Michigan 11-25-15; 22 vs. Jackson State 11-29-15  
**Had 20 or more assists in five straight games:** 26 vs. Louisville (2/23/82); 25 vs. Alabama (2/26/82); 29 vs. LSU (2/27/82), 27 vs. Tennessee (2/28/82) and 24 vs. Illinois (3/14/82)  
**Had 19 or more blocks in a game:** \*19 vs. North Carolina A&T, 12-6-05  
**Had 15 or more blocks in a game:** 16 vs. NKU, 11-7-24  
**Had 10 or more blocks in a game:** 10 vs. Arkansas, 1-26-25  
**Had 10 or more blocks in two straight games:** 11 vs. Purdue Fort Wayne, 11-18-24; 10 vs. Arizona State, 11-26-24  
**Had 10 or more blocks in three straight games:** 12 vs. USC Upstate, 11-4-24; 16 vs. NKU, 11-7-24; 10 vs. Wofford, 11-12-24  
**Opponent had 10 or more blocks in a game:** 10 by S. Carolina, 2-25-24  
**Had 15 or more steals in a game:** 17 at Florida, 1-15-23  
**Had 20 or more steals in a game:** 23 vs. Alabama State, 11-7-18  
**Had 25 or more steals in a game:** \*28 vs. West Virginia, 12-12-93  
**Opponent had 15 or more steals in a game:** 15 by Auburn, 2-15-24  
**Forced 30 or more turnovers in a game:** 32 vs. Coastal Carolina, 11-11-22  
**Forced 30 or more turnovers in an SEC game:** 31 vs. Tennessee, 3-3-13  
**Forced 40 or more turnovers in a game:** 43 vs. Alabama State, 11-7-18  
**Committed 30 or more turnovers in a game:** 30 at Florida, 1-31-16  
**Committed 30 or more turnovers and won:** 34 vs. Green Bay, 3-19-12  
**Committed five turnovers or fewer:** 5 vs. NC State, 3-25-19  
**Committed 10 turnovers or fewer in a noncon game:** 10 vs. Illinois, 11-27-24  
**Committed 10 turnovers or fewer in an SEC game:** 10 at TAMU, 1-23-25  
**Opponent committed fewer than 10 turnovers:** 7 by Vanderbilt, 1-5-25  
**Attempted 40 FT:** 42 vs. Tennessee St., 3-20-15

**Attempted fewer than five FT:** 2 vs. Illinois, 12-9-24  
**Made 30 FT:** 31 vs. Tennessee St., 3-20-15  
**Made 40 FT:** 49\* vs. Baylor, 12-6-13  
**Hit 100 percent from the free-throw line (min. 10 made):** \*12-of-12 at Purdue, 12-14-24  
**Won an overtime game:** vs. UofL, 11-16-24, (71-61) (H) 1OT  
**Lost an overtime game:** vs. Mississippi State, 2-1-24 (77-74) (H) 1OT  
**Played a double-overtime game:** vs. Miss. State, 2-12-15 (92-90) (H)  
**Played a triple-overtime game:** vs. Baylor, 12-6-13 (133-130) (N) 4OT  
**Played a quadruple-overtime game:** vs. Baylor, 12-6-13 (133-130) (N) 4OT  
**Started three freshmen in a game:** (Evans, Conwright, Drake) vs. UTC, 12-11-10  
**Started four freshmen in a game:** (Mendeng, Helm, Hawthorne, Stoglin) vs. Tennessee, 1-27-2001  
**Defeated a Top-5 opponent:** 3-6-22 - NR UK 64 - #1/1 vs. S. Carolina 62 (N) - SEC Tournament Championship  
**Defeated a Top-10 opponent:** 3-6-22 - NR UK 64 - #1/1 vs. S. Carolina 62 (N) - SEC Tournament Championship  
**Defeated a Top-25 opponent:** 1-31-25 - #12/13 UK 65 - #22/22 vs. Alabama 56 (H)  
**Defeated a Top-25 nonconference opponent at home:** 11-16-24 - #20/19 UK 71 - #18/18 vs. UofL 61 (H)  
**Defeated a Top-25 nonconference opponent on the road:** 11-15-15 - #17/18 UK 68 - #15/15 Arizona State 64 (A)  
**Defeated a Top-25 opponent at a neutral site:** 11-27-24 - #14/16 UK 76 - #19/19 vs. Illinois 53 (N)  
**Defeated a Top-10 SEC opponent at home:** 2-11-21 - #20/18 UK 71 - vs. #16/19 Tennessee 64 (H)  
**Defeated a Top-25 SEC opponent at home:** 1-31-25 - #12/13 UK 65 - #22/22 vs. Alabama 56 (H)  
**Defeated a Top-25 opponent on the road:** 2-25-21 - #19/17 UK 62 - vs. #17/18 Georgia 58 (A)  
**Defeated a Top-25 SEC opponent on the road:** 1-3-21 - #13/11 UK 92 - vs. #12/13 Mississippi State 86 (A)  
**Defeated a Top-10 opponent on the road:** 12-7-14 - UK 77 - #7/7 Louisville 68 (A)  
**Defeated a Top-10 SEC opponent on the road:** 2-16-14 - UK 75 - #8/8 Tennessee 71 (A)  
**Was defeated by an unranked opp. (while ranked) at home:** vs. Ole Miss (63-54), 1-23-22 (#23/22)  
**Was defeated by an unranked opp. (while ranked) on the road:** at Texas A&M (61-55), 1-23-25 (#11/11)  
**Was defeated by an unranked opp. (while ranked) at a neutral site:** vs. Iowa (86-72), 3-23-21 (#18/19)

\* Denotes a school record

## MISCELLANEOUS AND SPECIALTY STATS

### LEADING SCORER

|                 |   |
|-----------------|---|
| Georgia Amooore | 8 |
| Clara Strack    | 5 |
| Dazia Lawrence  | 4 |
| Amelia Hassett  | 1 |
| Teonni Key      | 1 |
| Clara Silva     | 1 |

### LEADING REBOUNDER

|                |   |
|----------------|---|
| Teonni Key     | 7 |
| Clara Strack   | 7 |
| Amelia Hassett | 6 |

### LEADER IN ASSISTS

|                 |    |
|-----------------|----|
| Georgia Amooore | 15 |
| Dazia Lawrence  | 3  |
| Clara Strack    | 2  |

### 10-SEC. BACKCOURT VIOLATION FORCED

|          |    |
|----------|----|
| Kentucky | -- |
| Opponent | 1  |

### 5-SEC. OUT-OF-BOUNDS CALLS FORCED

|          |    |
|----------|----|
| Kentucky | -- |
| Opponent | 2  |

### SHOT CLOCK VIOLATIONS FORCED

|          |   |
|----------|---|
| Kentucky | 4 |
| Opponent | 5 |

### 20-POINT SCORING GAMES

|                 |    |
|-----------------|----|
| Georgia Amooore | 10 |
| Clara Strack    | 5  |
| Dazia Lawrence  | 3  |
| Amelia Hassett  | 2  |
| Teonni Key      | 1  |

### 30-POINT SCORING GAMES

|    |    |
|----|----|
| -- | -- |
|----|----|

### 40-POINT SCORING GAMES

|    |    |
|----|----|
| -- | -- |
|----|----|

### DOUBLE-DIGIT SCORING GAMES

|                 |    |
|-----------------|----|
| Georgia Amooore | 17 |
| Clara Strack    | 15 |
| Teonni Key      | 12 |
| Dazia Lawrence  | 12 |
| Amelia Hassett  | 9  |
| Clara Silva     | 2  |
| Saniah Tyler    | 1  |

### DOUBLE-DIGIT REBOUND GAMES

|                |   |
|----------------|---|
| Clara Strack   | 9 |
| Amelia Hassett | 6 |
| Teonni Key     | 6 |

### 20-PLUS REBOUNDING GAMES

|    |    |
|----|----|
| -- | -- |
|----|----|

### SEASON DOUBLE-DOUBLES

|                 |   |
|-----------------|---|
| Clara Strack    | 8 |
| Teonni Key      | 6 |
| Amelia Hassett  | 3 |
| Georgia Amooore | 2 |

### TECHNICAL FOULS

|            |    |
|------------|----|
| Kentucky   | 1  |
| Teonni Key | 1  |
| Opponent   | -- |

### UK'S FIRST SUBSTITUTION

|              |    |
|--------------|----|
| Clara Silva  | 10 |
| Cassidy Rowe | 8  |
| Lexi Blue    | 1  |
| Saniah Tyler | 1  |

### FIRST TO SCORE

|                 |   |
|-----------------|---|
| Clara Strack    | 7 |
| Georgia Amooore | 4 |
| Teonni Key      | 3 |
| Amelia Hassett  | 2 |
| Dazia Lawrence  | 2 |

### JUMP BALLS CONTROLLED

|          |    |
|----------|----|
| Kentucky | 12 |
| Opponent | 6  |

### RUNS OF 10 OR BETTER

|          |    |
|----------|----|
| Kentucky | 12 |
| Opponent | -- |

### LARGEST HALFTIME LEAD

|        |    |
|--------|----|
| Queens | 34 |
|--------|----|

### LARGEST HALFTIME LEAD (SEC)

|            |    |
|------------|----|
| at Georgia | 23 |
|------------|----|

### LARGEST HALFTIME DEFICIT

|                   |    |
|-------------------|----|
| at North Carolina | 11 |
|-------------------|----|

### LARGEST HALFTIME DEFICIT (SEC)

|    |    |
|----|----|
| -- | -- |
|----|----|

### LARGEST UK LEAD

|             |    |
|-------------|----|
| USC Upstate | 55 |
|-------------|----|

### LARGEST UK LEAD (SEC)

|                   |    |
|-------------------|----|
| Mississippi State | 25 |
|-------------------|----|

### LARGEST UK WIN

|             |    |
|-------------|----|
| USC Upstate | 55 |
|-------------|----|

### LARGEST UK WIN (SEC)

|                   |    |
|-------------------|----|
| Mississippi State | 22 |
|-------------------|----|

### LARGEST UK DEFICIT

|                   |    |
|-------------------|----|
| at North Carolina | 19 |
|-------------------|----|

### LARGEST UK DEFICIT (SEC)

|              |   |
|--------------|---|
| at Texas A&M | 8 |
|--------------|---|

### LARGEST UK LOSS

|                   |    |
|-------------------|----|
| at North Carolina | 19 |
|-------------------|----|

### LARGEST UK LOSS (SEC)

|              |   |
|--------------|---|
| at Texas A&M | 6 |
|--------------|---|

### MOST CONSECUTIVE POINTS

|              |    |
|--------------|----|
| vs. Illinois | 18 |
|--------------|----|

### MOST CONSECUTIVE POINTS (SEC)

|            |    |
|------------|----|
| at Georgia | 13 |
|------------|----|

### MOST CONSECUTIVE OPP. POINTS

|              |    |
|--------------|----|
| at Texas A&M | 10 |
|--------------|----|

### MOST CONSECUTIVE OPP. PTS (SEC)

|               |   |
|---------------|---|
| at Vanderbilt | 8 |
| at Georgia    | 8 |

### LARGEST LEAD IN 1ST HALF

|        |    |
|--------|----|
| Queens | 35 |
|--------|----|

### LARGEST DEFICIT IN 1ST HALF

|                   |    |
|-------------------|----|
| at North Carolina | 15 |
|-------------------|----|

### LARGEST LEAD IN 2ND HALF

|             |    |
|-------------|----|
| USC Upstate | 55 |
|-------------|----|

### LARGEST DEFICIT IN 2ND HALF

|                   |    |
|-------------------|----|
| at North Carolina | 19 |
|-------------------|----|

### LARGEST LEAD IN LOSS

|              |    |
|--------------|----|
| at Texas A&M | 10 |
|--------------|----|

### LARGEST 1ST HALF DEFICIT IN WIN

|                   |   |
|-------------------|---|
| Purdue Fort Wayne | 9 |
|-------------------|---|

### LARGEST 2ND HALF DEFICIT IN WIN

|                   |   |
|-------------------|---|
| Purdue Fort Wayne | 9 |
|-------------------|---|

### LARGEST 1ST HALF DEFICIT IN WIN (SEC)

|        |   |
|--------|---|
| Auburn | 3 |
|--------|---|

### LARGEST 2ND HALF DEFICIT IN WIN (SEC)

|    |    |
|----|----|
| -- | -- |
|----|----|

### LONGEST WINNING STREAK

|               |   |
|---------------|---|
| Dec. 9-Jan.19 | 9 |
|---------------|---|

### LONGEST SEC WINNING STREAK

|                |   |
|----------------|---|
| Jan. 2-Jan. 19 | 5 |
|----------------|---|

### SPECIALTY STATS

PP - Points in the paint; POT - Points off turnovers; 2nd - Second-chance points; FB - Fast break points; BP - Bench points

| KENTUCKY/OPPONENT        |                |                |                |               |                |
|--------------------------|----------------|----------------|----------------|---------------|----------------|
| Opponent                 | POT            | PP             | 2nd            | FB            | BP             |
| USC Upstate              | 34/0           | 40/20          | 18/10          | 16/0          | 28/17          |
| Northern Kentucky        | 9/4            | 42/24          | 6/12           | 10/0          | 23/22          |
| Wofford                  | 18/15          | 22/14          | 19/9           | 4/4           | 14/12          |
| #18/18 Louisville        | 18/24          | 38/30          | 10/3           | 4/9           | 0/25           |
| Purdue Fort Wayne        | 2/14           | 10/16          | 7/2            | 0/0           | 3/9            |
| vs. Arizona State        | 13/3           | 26/20          | 10/13          | 11/5          | 4/13           |
| vs. #19/19 Illinois      | 17/10          | 34/24          | 13/8           | 10/3          | 6/9            |
| at #16/15 North Carolina | 10/17          | 10/42          | 6/8            | 5/5           | 2/16           |
| Queens                   | 14/14          | 32/22          | 13/2           | 12/6          | 13/19          |
| at Purdue                | 12/6           | 24/32          | 10/12          | 9/2           | 4/25           |
| Belmont                  | 21/9           | 28/30          | 14/12          | 8/2           | 6/20           |
| Western Kentucky         | 17/10          | 44/34          | 10/6           | 9/7           | 15/11          |
| RV/RV Miss. State        | 15/8           | 12/42          | 8/18           | 2/4           | 5/30           |
| at RV/RV Vanderbilt      | 16/7           | 26/26          | 9/26           | 6/5           | 4/7            |
| at Florida               | 25/7           | 26/26          | 8/13           | 8/2           | 13/9           |
| Aurbun                   | 15/15          | 40/42          | 7/19           | 18/1          | 4/5            |
| at Georgia               | 15/18          | 28/22          | 11/6           | 15/9          | 6/21           |
| at Texas A&M             | 13/6           | 28/30          | 10/6           | 11/4          | 6/19           |
| Arkansas                 | 19/7           | 32/18          | 11/6           | 10/1          | 12/30          |
| Alabama                  | 13/12          | 22/34          | 6/8            | 3/7           | 8/2            |
| <b>TOTAL</b>             | <b>316/206</b> | <b>564/548</b> | <b>226/199</b> | <b>171/76</b> | <b>226/321</b> |

### CLUTCH FREE THROWS - INDIVIDUAL SEASON TOTALS

(final three minutes of regulation and final two minutes overtime)

| Player          | FT-FTA       | Pct.        |
|-----------------|--------------|-------------|
| Clara Strack    | 12-14        | .857        |
| Teonni Key      | 5-5          | 1.000       |
| Saniah Tyler    | 2-2          | 1.000       |
| Georgia Amooore | 10-12        | .833        |
| Amelia Hassett  | 7-8          | .875        |
| Dazia Lawrence  | 3-5          | .600        |
| Cassidy Rowe    | 3-4          | .750        |
| Clara Silva     | 2-4          | .500        |
| <b>TOTAL</b>    | <b>43-54</b> | <b>.796</b> |

### LONGEST LOSING STREAK

|         |   |
|---------|---|
| Jan. 23 | 1 |
| Dec. 5  | 1 |

### LARGEST ROAD CROWD

|               |       |
|---------------|-------|
| at Vanderbilt | 8,501 |
|---------------|-------|

## 2024-25 COMBINED STATS



### 2024-25 Kentucky Women's Basketball Combined Team Statistics All games

Page 1/1  
as of Jan 31, 2025

#### Game Records

| Record         | Overall | Home | Away | Neutral |
|----------------|---------|------|------|---------|
| ALL GAMES      | 18-2    | 12-0 | 4-2  | 2-0     |
| CONFERENCE     | 7-1     | 4-0  | 3-1  | 0-0     |
| NON-CONFERENCE | 11-1    | 8-0  | 1-1  | 2-0     |

#### Score by Periods

| Team      | 1st | 2nd | 3rd | 4th | OT | TOT  |
|-----------|-----|-----|-----|-----|----|------|
| Kentucky  | 393 | 363 | 403 | 394 | 13 | 1566 |
| Opponents | 277 | 259 | 329 | 330 | 3  | 1198 |

#### Team Box Score

| No.       | Player          |       |        |      | Total    |      | 3-Point  |      | F-Throw |      | Rebounds |     |     |      |     |    |     |     |     |     |      |      |  |  |
|-----------|-----------------|-------|--------|------|----------|------|----------|------|---------|------|----------|-----|-----|------|-----|----|-----|-----|-----|-----|------|------|--|--|
|           |                 | GP-GS | MIN    | AVG  | FG-FGA   | FG%  | 3FG-3FGA | 3FG% | FT-FTA  | FT%  | OFF      | DEF | TOT | AVG  | PF  | DQ | A   | TO  | BLK | STL | PTS  | AVG  |  |  |
| 3         | AMOORE, Georgia | 20-20 | 718:10 | 35.9 | 129-310  | .416 | 47-146   | .322 | 59-67   | .881 | 9        | 40  | 49  | 2.5  | 36  | 0  | 149 | 70  | 7   | 22  | 364  | 18.2 |  |  |
| 13        | STRACK, Clara   | 20-20 | 628:06 | 31.4 | 120-255  | .471 | 8-48     | .167 | 59-79   | .747 | 58       | 138 | 196 | 9.8  | 55  | 0  | 60  | 44  | 47  | 11  | 307  | 15.4 |  |  |
| 10        | LAWRENCE, Dazia | 20-20 | 649:07 | 32.5 | 93-192   | .484 | 50-110   | .455 | 28-37   | .757 | 6        | 36  | 42  | 2.1  | 36  | 0  | 44  | 24  | 1   | 20  | 264  | 13.2 |  |  |
| 7         | KEY, Teonni     | 20-20 | 566:23 | 28.3 | 94-168   | .560 | 6-24     | .250 | 44-60   | .733 | 60       | 108 | 168 | 8.4  | 63  | 0  | 34  | 48  | 38  | 19  | 238  | 11.9 |  |  |
| 32        | HASSETT, Amelia | 20-20 | 652:45 | 32.6 | 72-162   | .444 | 45-121   | .372 | 25-31   | .806 | 19       | 160 | 179 | 9.0  | 53  | 0  | 42  | 26  | 19  | 19  | 214  | 10.7 |  |  |
| 17        | SILVA, Clara    | 20-0  | 249:39 | 12.5 | 37-66    | .561 | 0-0      | .000 | 11-16   | .688 | 21       | 32  | 53  | 2.7  | 21  | 0  | 13  | 16  | 18  | 2   | 85   | 4.3  |  |  |
| 2         | TYLER, Saniah   | 15-0  | 185:57 | 12.4 | 13-31    | .419 | 9-20     | .450 | 5-6     | .833 | 2        | 13  | 15  | 1.0  | 17  | 0  | 6   | 4   | 0   | 5   | 40   | 2.7  |  |  |
| 4         | BLUE, Lexi      | 14-0  | 113:15 | 8.1  | 9-32     | .281 | 3-21     | .143 | 4-6     | .667 | 8        | 11  | 19  | 1.4  | 8   | 0  | 5   | 4   | 2   | 2   | 25   | 1.8  |  |  |
| 8         | BECKER, Tanah   | 4-0   | 16:40  | 4.2  | 3-4      | .750 | 1-2      | .500 | 0-0     | .000 | 1        | 0   | 1   | 0.3  | 3   | 0  | 0   | 1   | 0   | 2   | 7    | 1.8  |  |  |
| 5         | ROWE, Cassidy   | 18-0  | 227:38 | 12.6 | 6-34     | .176 | 4-29     | .138 | 3-5     | .600 | 1        | 11  | 12  | 0.7  | 19  | 0  | 18  | 7   | 2   | 6   | 19   | 1.1  |  |  |
| 11        | BROOKS, Gabby   | 4-0   | 17:18  | 4.3  | 1-5      | .200 | 1-5      | .200 | 0-0     | .000 | 0        | 0   | 0   | 0.0  | 1   | 0  | 0   | 1   | 0   | 0   | 3    | 0.8  |  |  |
| Team      |                 |       |        |      |          |      |          |      |         |      | 27       | 49  | 76  |      |     |    |     | 6   |     |     |      |      |  |  |
| Total     |                 | 20    | 4025   |      | 577-1259 | .458 | 174-526  | .331 | 238-307 | .775 | 212      | 598 | 810 | 40.5 | 312 | 0  | 371 | 251 | 134 | 108 | 1566 | 78.3 |  |  |
| Opponents |                 | 20    | 4025   |      | 438-1245 | .352 | 102-368  | .277 | 220-320 | .688 | 222      | 476 | 698 | 34.9 | 314 | 7  | 221 | 267 | 50  | 110 | 1198 | 59.9 |  |  |

#### Team Statistics

|                        | UK              | OPP             |
|------------------------|-----------------|-----------------|
| <b>Scoring</b>         | <b>1566</b>     | <b>1198</b>     |
| Points per game        | 78.3            | 59.9            |
| Scoring margin         | +18.4           | -               |
| <b>Field goals-att</b> | <b>577-1259</b> | <b>438-1245</b> |
| Field goal pct         | .458            | .352            |
| <b>3 point fg-att</b>  | <b>174-526</b>  | <b>102-368</b>  |
| 3-point FG pct         | .331            | .277            |
| 3-pt FG made per game  | 8.7             | 5.1             |
| <b>Free throws-att</b> | <b>238-307</b>  | <b>220-320</b>  |
| Free throw pct         | .775            | .688            |
| F-Throws made per game | 11.9            | 11.0            |
| <b>Rebounds</b>        | <b>810</b>      | <b>698</b>      |
| Rebounds per game      | 40.5            | 34.9            |
| Rebounding margin      | +5.6            | -               |
| <b>Assists</b>         | <b>371</b>      | <b>221</b>      |
| Assists per game       | 18.6            | 11.1            |
| <b>Turnovers</b>       | <b>251</b>      | <b>267</b>      |
| Turnovers per game     | 12.6            | 13.4            |
| Turnover margin        | +0.8            | -               |
| Assist/turnover ratio  | 1.5             | 0.8             |
| <b>Steals</b>          | <b>108</b>      | <b>110</b>      |
| Steals per game        | 5.4             | 5.5             |
| <b>Blocks</b>          | <b>134</b>      | <b>50</b>       |
| Blocks per game        | 6.7             | 2.5             |
| <b>Winning streak</b>  | <b>2</b>        | <b>-</b>        |
| Home win streak        | 12              | -               |
| <b>Attendance</b>      | <b>54505</b>    | <b>24125</b>    |
| Home games-Avg/Game    | 12-4542         | 6-4021          |
| Neutral site-Avg/Game  | -               | 2-490           |

#### Team Results

| Date       | Opponent          |     | Score | Att. |
|------------|-------------------|-----|-------|------|
| 11/04/2024 | USC Upstate       | W   | 98-43 | 4007 |
| 11/07/2024 | Northern Ky.      | W   | 70-41 | 4188 |
| 11/12/2024 | Wofford           | W   | 76-42 | 3844 |
| 11/16/2024 | Louisville        | Wot | 71-61 | 6117 |
| 11/18/2024 | Purdue Fort Wayne | W   | 79-67 | 4156 |
| 11/26/2024 | vs Arizona St.    | W   | 77-61 | 611  |
| 11/27/2024 | vs Illinois       | W   | 76-53 | 368  |
| 12/05/2024 | at North Carolina | L   | 53-72 | 2816 |
| 12/09/2024 | Queens (NC)       | W   | 87-45 | 4193 |
| 12/14/2024 | at Purdue         | W   | 82-52 | 5108 |
| 12/20/2024 | Belmont           | W   | 84-78 | 3887 |
| 12/28/2024 | Western Ky.       | W   | 88-70 | 5700 |
| 01/02/2025 | Mississippi St.   | W   | 91-69 | 4493 |
| 01/05/2025 | at Vanderbilt     | W   | 96-78 | 8501 |
| 01/09/2025 | at Florida        | W   | 71-55 | 1585 |
| 01/12/2025 | Auburn            | W   | 80-61 | 4579 |
| 01/19/2025 | at Georgia        | W   | 78-64 | 3071 |
| 01/23/2025 | at Texas A&M      | L   | 55-61 | 3044 |
| 01/26/2025 | Arkansas          | W   | 89-69 | 4870 |
| 01/30/2025 | Alabama           | W   | 65-56 | 4471 |





### 2024-25 Kentucky Women's Basketball Combined Team Statistics In Conference games

Page 1/1  
as of Feb 01, 2025

#### Game Records

| Record         | Overall | Home | Away | Neutral |
|----------------|---------|------|------|---------|
| ALL GAMES      | 7-1     | 4-0  | 3-1  | 0-0     |
| CONFERENCE     | 7-1     | 4-0  | 3-1  | 0-0     |
| NON-CONFERENCE | 0-0     | 0-0  | 0-0  | 0-0     |

#### Score by Periods

| Team      | 1st | 2nd | 3rd | 4th | OT | TOT |
|-----------|-----|-----|-----|-----|----|-----|
| Kentucky  | 173 | 156 | 154 | 142 | 0  | 625 |
| Opponents | 100 | 121 | 145 | 147 | 0  | 513 |

#### Team Box Score

| No.       | Player          |       |        |      | Total   |      | 3-Point  |      | F-Throw |      | Rebounds |     |     |      |     |    |     |     |     |     |     |      |  |  |
|-----------|-----------------|-------|--------|------|---------|------|----------|------|---------|------|----------|-----|-----|------|-----|----|-----|-----|-----|-----|-----|------|--|--|
|           |                 | GP-GS | MIN    | AVG  | FG-FGA  | FG%  | 3FG-3FGA | 3FG% | FT-FTA  | FT%  | OFF      | DEF | TOT | AVG  | PF  | DQ | A   | TO  | BLK | STL | PTS | AVG  |  |  |
| 3         | AMOORE, Georgia | 8-8   | 298:17 | 37.3 | 59-136  | .434 | 20-59    | .339 | 26-31   | .839 | 4        | 16  | 20  | 2.5  | 11  | 0  | 63  | 37  | 1   | 9   | 164 | 20.5 |  |  |
| 13        | STRACK, Clara   | 8-8   | 258:17 | 32.3 | 43-101  | .426 | 4-22     | .182 | 24-33   | .727 | 20       | 60  | 80  | 10.0 | 26  | 0  | 19  | 14  | 18  | 3   | 114 | 14.3 |  |  |
| 10        | LAWRENCE, Dazia | 8-8   | 276:09 | 34.5 | 38-76   | .500 | 25-49    | .510 | 11-15   | .733 | 3        | 10  | 13  | 1.6  | 14  | 0  | 14  | 9   | 1   | 10  | 112 | 14.0 |  |  |
| 7         | KEY, Teonni     | 8-8   | 227:32 | 28.4 | 35-61   | .574 | 5-12     | .417 | 21-29   | .724 | 16       | 44  | 60  | 7.5  | 28  | 0  | 5   | 19  | 8   | 8   | 96  | 12.0 |  |  |
| 32        | HASSETT, Amelia | 8-8   | 266:24 | 33.3 | 27-61   | .443 | 19-49    | .388 | 8-10    | .800 | 7        | 51  | 58  | 7.3  | 22  | 0  | 22  | 8   | 11  | 8   | 81  | 10.1 |  |  |
| 2         | TYLER, Saniah   | 8-0   | 137:36 | 17.2 | 8-20    | .400 | 5-11     | .455 | 3-4     | .750 | 2        | 8   | 10  | 1.3  | 12  | 0  | 4   | 3   | 0   | 4   | 24  | 3.0  |  |  |
| 4         | BLUE, Lexi      | 3-0   | 16:52  | 5.6  | 2-4     | .500 | 2-3      | .667 | 2-4     | .500 | 1        | 3   | 4   | 1.3  | 2   | 0  | 0   | 2   | 0   | 0   | 8   | 2.7  |  |  |
| 17        | SILVA, Clara    | 8-0   | 83:50  | 10.5 | 8-17    | .471 | 0-0      | .000 | 5-9     | .556 | 5        | 14  | 19  | 2.4  | 7   | 0  | 4   | 5   | 1   | 2   | 21  | 2.6  |  |  |
| 5         | ROWE, Cassidy   | 6-0   | 35:02  | 5.8  | 1-4     | .250 | 0-3      | .000 | 3-4     | .750 | 1        | 3   | 4   | 0.7  | 3   | 0  | 1   | 2   | 0   | 1   | 5   | 0.8  |  |  |
| Team      |                 |       |        |      |         |      |          |      |         |      | 11       | 24  | 35  |      |     |    |     | 1   |     |     |     |      |  |  |
| Total     |                 | 8     | 1600   |      | 221-480 | .460 | 80-208   | .385 | 103-139 | .741 | 70       | 233 | 303 | 37.9 | 125 | 0  | 132 | 100 | 40  | 45  | 625 | 78.1 |  |  |
| Opponents |                 | 8     | 1600   |      | 191-508 | .376 | 45-139   | .324 | 86-120  | .717 | 89       | 197 | 286 | 35.8 | 129 | 4  | 88  | 103 | 23  | 48  | 513 | 64.1 |  |  |

#### Team Statistics

|                        | UK             | OPP            |
|------------------------|----------------|----------------|
| <b>Scoring</b>         | <b>625</b>     | <b>513</b>     |
| Points per game        | 78.1           | 64.1           |
| Scoring margin         | +14.0          | -              |
| <b>Field goals-att</b> | <b>221-480</b> | <b>191-508</b> |
| Field goal pct         | .460           | .376           |
| <b>3 point fg-att</b>  | <b>80-208</b>  | <b>45-139</b>  |
| 3-point FG pct         | .385           | .324           |
| 3-pt FG made per game  | 10.0           | 5.6            |
| <b>Free throws-att</b> | <b>103-139</b> | <b>86-120</b>  |
| Free throw pct         | .741           | .717           |
| F-Throws made per game | 12.9           | 10.8           |
| <b>Rebounds</b>        | <b>303</b>     | <b>286</b>     |
| Rebounds per game      | 37.9           | 35.8           |
| Rebounding margin      | +2.1           | -              |
| <b>Assists</b>         | <b>132</b>     | <b>88</b>      |
| Assists per game       | 16.5           | 11.0           |
| <b>Turnovers</b>       | <b>100</b>     | <b>103</b>     |
| Turnovers per game     | 12.5           | 12.9           |
| Turnover margin        | +0.4           | -              |
| Assist/turnover ratio  | 1.3            | 0.9            |
| <b>Steals</b>          | <b>45</b>      | <b>48</b>      |
| Steals per game        | 5.6            | 6.0            |
| <b>Blocks</b>          | <b>40</b>      | <b>23</b>      |
| Blocks per game        | 5.0            | 2.9            |
| <b>Winning streak</b>  | <b>2</b>       | <b>-</b>       |
| Home win streak        | 4              | -              |
| <b>Attendance</b>      | <b>18413</b>   | <b>16201</b>   |
| Home games-Avg/Game    | 4-4603         | 4-4050         |
| Neutral site-Avg/Game  | -              | 0-0            |

#### Team Results

| Date       | Opponent        | Score   | Att. |
|------------|-----------------|---------|------|
| 01/02/2025 | Mississippi St. | W 91-69 | 4493 |
| 01/05/2025 | at Vanderbilt   | W 96-78 | 8501 |
| 01/09/2025 | at Florida      | W 71-55 | 1585 |
| 01/12/2025 | Auburn          | W 80-61 | 4579 |
| 01/19/2025 | at Georgia      | W 78-64 | 3071 |
| 01/23/2025 | at Texas A&M    | L 55-61 | 3044 |
| 01/26/2025 | Arkansas        | W 89-69 | 4870 |
| 01/30/2025 | Alabama         | W 65-56 | 4471 |

## 2024-25 GAME-BY-GAME BOX SCORES

1

#22/22 KENTUCKY 98, USC UPSTATE 43

Nov. 4, 2024 | Memorial Coliseum | Lexington, Ky.

Official Basketball Box Score - Final  
**USC Upstate at Kentucky**  
11/04/24 Memorial Coliseum, Lexington  
2024-25 Women's BasketballGame Time: 5:00 PM  
Game Duration: 1:56  
Attendance: 4,007

Officials: Gina Cross, Angel Kent, Charles Watson

USC Upstate - 43

Record: 0-1

| NO. Name            | Min     | FG<br>M-A | 3P<br>M-A | FT<br>M-A | Rebounds<br>OR DR TOT | Fouls<br>PF FD | TP | AS | TO | ST | Blocks<br>BS BA | +/-    |
|---------------------|---------|-----------|-----------|-----------|-----------------------|----------------|----|----|----|----|-----------------|--------|
| 21 Rebekah Gordon   | F 17:36 | 4-7       | 0-0       | 0-0       | 2 2 4                 | 4 2            | 8  | 0  | 4  | 0  | 0               | -28    |
| 33 AC Markham       | F 23:26 | 3-5       | 2-3       | 0-0       | 2 4 6                 | 1 1            | 8  | 2  | 5  | 0  | 0               | -31    |
| 1 Jeni Levine       | G 20:47 | 2-8       | 0-1       | 0-2       | 1 0 1                 | 3 3            | 4  | 1  | 1  | 1  | 0               | -25    |
| 22 Gracie Barnes    | G 12:05 | 1-3       | 0-1       | 0-0       | 0 0 0                 | 2 1            | 2  | 0  | 4  | 0  | 0               | -29    |
| 25 Cassie Gallagher | G 23:40 | 2-7       | 0-2       | 0-0       | 1 3 4                 | 1 0            | 4  | 2  | 0  | 0  | 1               | -30    |
| 0 Zora Fray-Chinn   | 11:23   | 1-3       | 1-2       | 2-2       | 0 0 0                 | 4 1            | 5  | 0  | 0  | 0  | 0               | -13    |
| 34 Vera Soderblom   | 20:22   | 1-10      | 0-0       | 3-7       | 3 0 3                 | 0 5            | 5  | 1  | 1  | 0  | 0               | -28    |
| 15 Aubrie Kierscht  | 11:20   | 1-5       | 0-3       | 0-0       | 0 0 0                 | 1 0            | 2  | 0  | 1  | 0  | 0               | -17    |
| 15 Ava Miller       | 11:01   | 0-3       | 0-1       | 1-2       | 0 2 2                 | 1 3            | 1  | 0  | 0  | 0  | 2               | -13    |
| 3 Gwen Jenkins      | 18:47   | 1-3       | 0-1       | 0-0       | 0 3 3                 | 0 0            | 2  | 2  | 1  | 0  | 0               | -17    |
| 12 Cali Levine      | 13:39   | 0-1       | 0-1       | 0-0       | 0 2 2                 | 1 2            | 0  | 1  | 0  | 0  | 1               | -20    |
| 2 Macy Wike         | 08:19   | 0-0       | 0-0       | 0-0       | 0 0 0                 | 0 0            | 0  | 0  | 1  | 0  | 0               | -14    |
| 42 Emma Blair       | 07:35   | 1-3       | 0-0       | 0-0       | 1 0 1                 | 1 0            | 2  | 1  | 0  | 0  | 2               | -10    |
| Team                |         |           |           |           | 3 4 7                 |                | 0  |    | 0  |    |                 |        |
| Totals              |         | 17-58     | 3-15      | 6-13      | 13 20 33              | 19 18          | 43 | 10 | 18 | 1  | 2               | 12 -55 |

Technical Fouls:NONE

Kentucky - 98

Record: 1-0

| NO. Name          | Min     | FG<br>M-A | 3P<br>M-A | FT<br>M-A | Rebounds<br>OR DR TOT | Fouls<br>PF FD | TP | AS | TO | ST | Blocks<br>BS BA | +/- |
|-------------------|---------|-----------|-----------|-----------|-----------------------|----------------|----|----|----|----|-----------------|-----|
| 7 Teonni Key      | F 25:35 | 6-11      | 0-1       | 2-3       | 1 8 9                 | 4 4            | 14 | 5  | 1  | 1  | 3               | 36  |
| 32 Amelia Hassett | F 30:18 | 5-8       | 4-7       | 0-1       | 1 8 9                 | 2 1            | 14 | 2  | 2  | 2  | 1               | 39  |
| 13 Clara Strack   | C 20:40 | 7-11      | 0-3       | 8-9       | 1 5 6                 | 3 6            | 22 | 2  | 2  | 2  | 0               | 40  |
| 3 Georgia Amoree  | G 30:02 | 2-8       | 1-6       | 6-7       | 0 6 6                 | 3 3            | 11 | 10 | 2  | 1  | 0               | 39  |
| 10 Dazia Lawrence | G 24:21 | 3-8       | 1-2       | 2-3       | 0 0 0                 | 1 3            | 9  | 2  | 2  | 1  | 0               | 35  |
| 17 Clara Silva    | 23:13   | 6-6       | 0-0       | 2-2       | 5 2 7                 | 3 1            | 14 | 2  | 0  | 0  | 6               | 25  |
| 5 Cassidy Rowe    | 16:07   | 1-1       | 0-0       | 0-0       | 0 0 0                 | 0 0            | 2  | 1  | 0  | 1  | 0               | 11  |
| 4 Lexi Blue       | 09:24   | 2-6       | 0-2       | 0-0       | 1 1 2                 | 1 0            | 4  | 2  | 0  | 2  | 0               | 15  |
| 8 Tanah Becker    | 07:22   | 2-2       | 1-1       | 0-0       | 0 0 0                 | 1 0            | 5  | 0  | 0  | 0  | 0               | 13  |
| 2 Saniah Tyler    | 05:26   | 0-2       | 0-1       | 0-0       | 0 0 0                 | 0 1            | 0  | 0  | 0  | 0  | 0               | 10  |
| 11 Gabby Brooks   | 07:32   | 1-4       | 1-4       | 0-0       | 0 0 0                 | 0 0            | 3  | 0  | 0  | 0  | 0               | 12  |
| Team              |         |           |           |           | 4 2 6                 |                | 0  |    | 0  |    |                 |     |
| Totals            |         | 35-67     | 8-27      | 20-25     | 13 32 45              | 18 19          | 98 | 26 | 9  | 10 | 12              | 55  |

Technical Fouls:NONE

|                  | UPS                       | UKY                       |
|------------------|---------------------------|---------------------------|
| Biggest lead     | 0 (1 <sup>st</sup> 10:00) | 55 (4 <sup>th</sup> 0:03) |
| Best Scoring Run | 6 (3 <sup>rd</sup> 6:08)  | 15 (2 <sup>nd</sup> 5:37) |
| Lead Changes     | 0                         |                           |
| Times Tied       | 1                         |                           |
| Time with Lead   | 00:00                     | 39:05                     |

| Points from   | UPS | UKY |
|---------------|-----|-----|
| Turnovers     | 0   | 34  |
| Paint         | 20  | 40  |
| Second Chance | 10  | 18  |
| Fast Breaks   | 0   | 16  |
| Bench         | 17  | 28  |

| Period by Period Scoring |
|--------------------------|
| 1st2nd3rd4thTOT          |
| UPS 11 7 17 8 43         |
| UKY 26 21 28 23 98       |

| Shooting By Period             |
|--------------------------------|
| 1 <sup>st</sup> FG% 9-18 50.0% |
| 3PT% 1-6 16.7%                 |
| FT% 7-9 77.8%                  |
| 2 <sup>nd</sup> FG% 9-17 52.9% |
| 3PT% 2-8 25.0%                 |
| FT% 1-2 50%                    |
| 3 <sup>rd</sup> FG% 9-14 64.3% |
| 3PT% 2-5 40.0%                 |
| FT% 8-8 100%                   |
| 4 <sup>th</sup> FG% 8-18 44.4% |
| 3PT% 3-8 37.5%                 |
| FT% 4-6 66.7%                  |
| GM FG% 35-67 52.2%             |
| 3PT% 8-27 29.6%                |
| FT% 20-25 80.0%                |

Dead Ball Rebounds: 3, 0

3

#20/19 KENTUCKY 76, WOFFORD 42

Nov. 12, 2024 | Memorial Coliseum | Lexington, Ky.

Official Basketball Box Score - Final  
**Wofford at Kentucky**  
11/12/24 Memorial Coliseum, Lexington  
2024-25 Women's BasketballGame Time: 6:00 PM  
Game Duration: 1:46  
Attendance: 3,944

Officials: Fatou Cissoko-Stephens, Maria Gearhart, Britton Sherry

Wofford - 42

Record: 2-1

| NO. Name           | Min     | FG<br>M-A | 3P<br>M-A | FT<br>M-A | Rebounds<br>OR DR TOT | Fouls<br>PF FD | TP | AS | TO | ST | Blocks<br>BS BA | +/-    |
|--------------------|---------|-----------|-----------|-----------|-----------------------|----------------|----|----|----|----|-----------------|--------|
| 21 Mia Flor        | F 14:57 | 0-3       | 0-2       | 0-0       | 1 1 2                 | 0 1            | 0  | 0  | 0  | 0  | 1               | -12    |
| 2 Maddie Heiss     | G 25:17 | 3-10      | 0-1       | 5-8       | 1 1 2                 | 3 5            | 11 | 0  | 0  | 0  | 3               | -21    |
| 3 Evangelia Paulk  | G 30:55 | 4-17      | 2-7       | 0-2       | 2 3 5                 | 1 4            | 10 | 0  | 2  | 2  | 0               | -26    |
| 5 Helen Matthews   | G 21:42 | 1-5       | 0-2       | 2-2       | 0 4 4                 | 0 1            | 4  | 2  | 0  | 1  | 0               | -16    |
| 10 Libby Privett   | G 20:42 | 1-7       | 1-5       | 2-2       | 1 1 2                 | 0 0            | 5  | 0  | 1  | 2  | 0               | -14    |
| 15 Molly Masingale | 20:24   | 0-5       | 0-2       | 0-0       | 1 1 2                 | 4 1            | 0  | 3  | 1  | 0  | 0               | -7     |
| 81 Queen Ikhiuw    | 14:11   | 0-7       | 0-5       | 0-0       | 1 1 1                 | 0 0            | 0  | 0  | 1  | 0  | 2               | -19    |
| 20 Indiya Clarke   | 17:30   | 4-6       | 2-4       | 0-0       | 0 1 1                 | 1 1            | 10 | 1  | 2  | 0  | 0               | -16    |
| 24 Sara Deidda     | 18:19   | 0-6       | 0-2       | 0-0       | 0 2 2                 | 0 1            | 0  | 3  | 2  | 0  | 0               | -18    |
| 13 Toni Warren     | 07:58   | 1-2       | 0-0       | 0-0       | 1 1 2                 | 0 0            | 2  | 0  | 2  | 1  | 0               | -12    |
| 1 Madi Hawk        | 08:58   | 0-1       | 0-0       | 0-0       | 0 1 1                 | 0 0            | 0  | 0  | 2  | 1  | 0               | -9     |
| Team               |         |           |           |           | 9 4 13                |                | 0  |    | 2  |    |                 |        |
| Totals             |         | 14-69     | 5-30      | 9-14      | 16 21 37              | 10 16          | 42 | 10 | 13 | 7  | 2               | 10 -34 |

Technical Fouls:NONE

Kentucky - 76

Record: 3-0

| NO. Name          | Min     | FG<br>M-A | 3P<br>M-A | FT<br>M-A | Rebounds<br>OR DR TOT | Fouls<br>PF FD | TP | AS | TO | ST | Blocks<br>BS BA | +/-  |
|-------------------|---------|-----------|-----------|-----------|-----------------------|----------------|----|----|----|----|-----------------|------|
| 7 Teonni Key      | F 21:04 | 5-10      | 1-3       | 0-0       | 7 6 13                | 2 1            | 11 | 2  | 1  | 0  | 2               | 20   |
| 32 Amelia Hassett | F 24:42 | 2-6       | 1-5       | 0-0       | 1 5 6                 | 3 0            | 5  | 2  | 2  | 2  | 0               | 43   |
| 13 Clara Strack   | C 30:55 | 7-16      | 1-6       | 1-2       | 4 11 15               | 2 2            | 16 | 5  | 6  | 0  | 4               | 33   |
| 3 Georgia Amoree  | G 33:13 | 5-14      | 1-6       | 0-0       | 0 3 3                 | 1 0            | 11 | 7  | 1  | 0  | 0               | 33   |
| 10 Dazia Lawrence | G 33:45 | 6-9       | 4-6       | 3-4       | 0 1 1                 | 1 3            | 4  | 19 | 1  | 0  | 0               | 30   |
| 17 Clara Silva    | 22:31   | 2-4       | 0-0       | 0-0       | 1 4 5                 | 2 1            | 4  | 2  | 3  | 0  | 3               | -9   |
| 4 Lexi Blue       | 10:22   | 2-2       | 1-1       | 0-0       | 1 0 1                 | 0 0            | 5  | 0  | 0  | 0  | 0               | 6    |
| 5 Cassidy Rowe    | 14:38   | 1-2       | 1-1       | 0-1       | 0 0 0                 | 1 1            | 3  | 1  | 0  | 0  | 1               | 8    |
| 2 Saniah Tyler    | 07:28   | 0-1       | 0-1       | 2-2       | 0 2 2                 | 1 1            | 2  | 0  | 0  | 1  | 0               | -6   |
| 8 Tanah Becker    | 02:11   | 0-0       | 0-0       | 0-0       | 0 0 0                 | 0 0            | 0  | 0  | 0  | 0  | 0               | -3   |
| 11 Gabby Brooks   | 02:11   | 0-1       | 0-1       | 0-0       | 0 0 0                 | 1 0            | 0  | 0  | 1  | 0  | 0               | -3   |
| Team              |         |           |           |           | 0 5 5                 |                | 0  |    | 0  |    |                 |      |
| Totals            |         | 30-65     | 10-30     | 6-9       | 14 37 51              | 16 10          | 76 | 20 | 14 | 5  | 10              | 2 34 |

Technical Fouls:NONE

|                  | WOF                      | UKY                       |
|------------------|--------------------------|---------------------------|
| Biggest lead     | 1 (1 <sup>st</sup> 9:43) | 39 (4 <sup>th</sup> 3:37) |
| Best Scoring Run | 9 (4 <sup>th</sup> 1:05) | 13 (1 <sup>st</sup> 2:31) |
| Lead Changes     | 1                        |                           |
| Times Tied       | 0                        |                           |
| Time with Lead   | 00:32                    | 39:11                     |

| Points from   | WOF | UKY |
|---------------|-----|-----|
| Turnovers     | 15  | 18  |
| Paint         | 14  | 22  |
| Second Chance | 9   | 19  |
| Fast Breaks   | 4   | 4   |
| Bench         | 12  | 14  |

| Period by Period Scoring |
|--------------------------|
| 1st2nd3rd4thTOT          |
| WOF 5 7 13 17 42         |
| UKY 22 12 20 22 76       |

| Shooting By Period             |
|--------------------------------|
| 1 <sup>st</sup> FG% 8-16 50.0% |
| 3PT% 3-8 37.5%                 |
| FT% 3-4 75%                    |
| 2 <sup>nd</sup> FG% 5-15 33.3% |
| 3PT% 2-5 40.0%                 |
| FT% 0-0 0%                     |
| 3 <sup>rd</sup> FG% 8-18 44.4% |
| 3PT% 3-11 27.3%                |
| FT% 1-3 33.3%                  |
| 4 <sup>th</sup> FG% 9-16 56.3% |
| 3PT% 2-6 33.3%                 |
| FT% 2-2 100%                   |
| GM FG% 30-65 46.2%             |
| 3PT% 10-30 33.3%               |
| FT% 6-9 66.7%                  |

Dead Ball Rebounds: 3, 0

2

#22/22 KENTUCKY 70, NORTHERN KENTUCKY 41

Nov. 7, 2024 | Memorial Coliseum | Lexington, Ky.

Official Basketball Box Score - Final  
**Northern Ky. at Kentucky**  
11/07/24 Historic Memorial Coliseum, Lexington, KY  
2024-25 Women's BasketballGame Time: 6:00 PM  
Game Duration: 1:40  
Attendance: 4,188

Officials: Brenda Pantoja, Metta Christensen, Jeffrey Smith

Northern Ky. - 41

Record: 0-2

| NO. Name          | Min     | FG<br>M-A | 3P<br>M-A | FT<br>M-A | Rebounds<br>OR DR TOT | Fouls<br>PF FD | TP | AS | TO | ST | Blocks<br>BS BA | +/-    |
|-------------------|---------|-----------|-----------|-----------|-----------------------|----------------|----|----|----|----|-----------------|--------|
| 14 Abby Wolterman | F 18:25 | 2-7       | 0-0       | 4-4       | 2 2 4                 | 1 2            | 8  | 1  | 0  | 0  | 0               | -10    |
| 35 Halle Idowu    | F 23:00 | 1-9       | 0-2       | 1-1       | 1 5 6                 | 1 1            | 3  | 2  | 1  | 0  | 1               | -25    |
| 12 Anna Hamilton  | G 22:23 | 2-6       | 1-3       | 0-0       | 1 5 6                 | 0 0            | 5  | 0  | 4  | 0  | 0               | -8     |
| 20 Macey Blevins  | G 27:43 | 1-9       | 0-3       | 1-5       | 0 2 2                 | 2 4            | 3  | 1  | 2  | 0  | 4               | -19    |
| 21 Jaci Jones     | G 26:24 | 0-0       | 0-0       | 0 0 3     | 0 3                   | 0 2            | 0  | 0  | 0  | 0  | 2               | -31    |
| 11 Kamora Morgan  | 20:60   | 3-5       | 0-0       | 0-0       | 1 0 1                 | 0 0            | 6  | 1  | 1  | 0  | 0               | -16    |
| 33 Gabby Razzano  | 18:04   | 0-0       | 0-0       | 0-0       | 0 1 1                 | 0 0            | 0  | 0  | 1  | 0  | 0               | -9     |
| 2 Kalissa Lacy    | 21:06   | 4-15      | 2-9       | 0-0       | 1 3 4                 | 1 0            | 10 | 2  | 1  | 0  | 0               | -14    |
| 24 Madison French | 11:40   | 2-5       | 0-1       | 0-0       | 0 1 1                 | 1 0            | 4  | 0  | 0  | 0  | 0               | -7     |
| 22 Noelle Hubert  | 07:50   | 0-1       | 0-0       | 0-0       | 0 0 0                 | 0 0            | 0  | 0  | 1  | 0  | 0               | -6     |
| 4 Paige Hodgson   | 02:25   | 1-1       | 0-0       | 0-0       | 0 0 0                 | 0 0            | 2  | 0  | 0  | 1  | 0               | 0      |
| Team              |         |           |           |           | 4 2 6                 |                | 0  |    | 0  |    |                 |        |
| Totals            |         | 16-61     | 3-19      | 6-10      | 10 24 34              | 6 9            | 41 | 7  | 10 | 3  | 1               | 16 -29 |

Technical Fouls:NONE

Dead Ball Rebounds: 4, 0

Kentucky - 70

Record: 2-0

| NO. Name |                | Min     | FG<br>M-A | 3P<br>M-A | FT<br>M-A | Rebounds<br>OR DR TOT | Fouls<br>PF FD | TP | AS | TO | ST | Blocks<br>BS BA | +/-    | Shooting By Period |         |       |       |   |    |      |  |  |     |       |
|----------|----------------|---------|-----------|-----------|-----------|-----------------------|----------------|----|----|----|----|-----------------|--------|--------------------|---------|-------|-------|---|----|------|--|--|-----|-------|
| 7        | Teonni Key     | F 21:02 | 2-5       | 0-2       | 0-0       | 0 3 3                 | 0 2 4          | 0  | 1  | 0  | 3  | 1               | 0      | 17                 | 1st FG% | 8-16  | 50.0% |   |    |      |  |  |     |       |
| 32       | Amelia Hassett | F 30:16 | 2-8       | 1-6       | 0-0       | 4 12 16               | 3 0 5          | 1  | 0  | 0  | 3  | 0               | 22     | 3PT%               | 2-5     | 40.0% |       |   |    |      |  |  |     |       |
| 13       | Clara Strack   | C 30:50 | 6-10      | 0-1       | 3-4       | 2 11 13               | 3 2 15         | 8  | 2  | 1  | 4  | 1               | 29     | FT%                | 0-0     | 0%    |       |   |    |      |  |  |     |       |
| 3        | Georgia Amoree | G 38:41 | 5-13      | 1-5       | 2-2       | 3 2 5                 | 1 1 13         | 8  | 2  | 1  | 3  | 0               | 29     | 2nd FG%            | 7-15    | 46.7% |       |   |    |      |  |  |     |       |
| 10       | Dazia Lawrence | G 22:45 | 4-9       | 2-4       | 0-0       | 1 1 2                 | 2 0 10         | 2  | 2  | 1  | 0  | 18              | 3PT%   | 1-7                | 14.3%   |       |       |   |    |      |  |  |     |       |
| 5        | Cassidy Rowe   | 19:23   | 1-5       | 1-4       | 0-0       | 0 1 1                 | 0 0 3          | 1  | 0  | 1  | 0  | 0               | 12     | FT%                | 3-4     | 75%   |       |   |    |      |  |  |     |       |
| 17       | Clara Silva    | 22:23   | 9-14      | 0-0       | 1 4       | 0 4                   | 0 0 1          | 18 | 2  | 0  | 5  | 0               | 17     | 3rd FG%            | 3-6     | 50.0% |       |   |    |      |  |  |     |       |
| 4        | Lexi Blue      | 08:31   | 0-4       | 0-3       | 0-0       | 2 1 3                 | 0 0 0          | 0  | 0  | 0  | 0  | 0               | 1      | 3PT%               | 1-6     | 16.7% |       |   |    |      |  |  |     |       |
| 2        | Saniah Tyler   | 03:19   | 0-0       | 0-0       | 0-0       | 0 1 1                 | 0 0 0          | 0  | 0  | 0  | 0  | 0               | 0      | FT%                | 0-1     | 0%    |       |   |    |      |  |  |     |       |
| 8        | Tanah Becker   | 02:25   | 1-1       | 0-0       | 0-0       | 0 0 0                 | 0 0 2          | 0  | 1  | 1  | 0  | 0               | 0      | 4th FG%            | 7-16    | 43.8% |       |   |    |      |  |  |     |       |
| 11       | Gabby Brooks   | 02:25   | 0-0       | 0-0       | 0-0       | 0 0 0                 | 0 0 0          | 0  | 0  | 0  | 0  | 0               | 0      | 3PT%               | 1-7     | 14.3% |       |   |    |      |  |  |     |       |
| Team     |                |         |           |           |           | 1 3 4                 | 0 0            |    |    |    |    |                 | GM FG% |                    |         | 30-69 | 43.5% |   |    |      |  |  |     |       |
| Totals   |                |         | 30-69     |           |           | 5-25                  | 5-7            | 17 | 35 | 52 | 9  | 6               | 70     | 22                 | 8       | 8     | 16    | 1 | 29 | 3PT% |  |  | 2-5 | 20.0% |

## 2024-25 GAME-BY-GAME BOX SCORES

5

#15/19 KENTUCKY 79, PURDUE FORT WAYNE 67

Nov. 18, 2024 | Memorial Coliseum | Lexington, Ky.

Official Basketball Box Score - Final  
**Purdue Fort Wayne at Kentucky**  
11/18/24 Rupp Arena, Lexington  
2024-25 Women's BasketballGame Time: 6:00 PM  
Game Duration: 1:57  
Attendance: 4,156

Officials: Felicia Grininger, Kylene Bacon, Douglas Knight

Purdue Fort Wayne - 67

Record: 2-2

| NO. Name              | Min     | FG<br>M-A | 3P<br>M-A | FT<br>M-A | Rebounds<br>OR DR TOT | Fouls<br>PF FD | TP | AS | TO | ST | Blocks<br>BS BA | +/  |
|-----------------------|---------|-----------|-----------|-----------|-----------------------|----------------|----|----|----|----|-----------------|-----|
| 21 Jazzlyn Linbo      | F 22:09 | 3-8       | 0-0       | 2-2       | 0 2 2                 | 5 3            | 8  | 1  | 0  | 0  | 0 1 3           |     |
| 5 Audra Emmerson      | G 21:13 | 1-3       | 0-1       | 0-0       | 0 2 4                 | 2 0            | 2  | 0  | 2  | 0  | 0 1 3           | -5  |
| 11 Sydney Freeman     | C 38:39 | 6-14      | 3-7       | 3-6       | 0 4 2                 | 3 3            | 18 | 5  | 4  | 0  | 1 3 -8          |     |
| 13 Amelia Bromschenk  | G 34:21 | 1-4       | 0-0       | 2-2       | 1 3 4                 | 4 4            | 4  | 1  | 2  | 1  | 0 1 -1          |     |
| 22 Lauren Ross        | G 31:23 | 7-13      | 5-7       | 2-2       | 2 5 7                 | 4 1            | 21 | 1  | 1  | 1  | 0 3 -3          | -11 |
| 23 Jordan Reid        | 10:02   | 0-0       | 0-0       | 0-0       | 0 0 0                 | 1 0            | 0  | 0  | 1  | 0  | 0 0 -9          |     |
| 30 Renna Schwieterman | 17:21   | 1-8       | 0-2       | 1-1       | 1 1 2                 | 2 2            | 3  | 3  | 2  | 0  | 0 2 -11         |     |
| 7 Tia Morgan          | 21:38   | 3-3       | 0-0       | 5-7       | 0 3 3                 | 1 5            | 11 | 0  | 1  | 0  | 0 0 -13         |     |
| 32 Sydney Graber      | 00:47   | 0-0       | 0-0       | 0-0       | 0 0 0                 | 0 1            | 0  | 0  | 0  | 0  | 0 0 -2          |     |
| 2 Taeya Steinauer     | 02:27   | 0-1       | 0-1       | 0-0       | 0 0 0                 | 0 0            | 0  | 0  | 0  | 0  | 0 0 -1          |     |
| Team                  |         |           |           |           | 5 2 7                 |                | 0  |    | 0  |    |                 |     |
| Totals                |         | 22-54     | 8-18      | 15-20     | 9 22 31               | 22 19          | 67 | 11 | 13 | 4  | 1 11 -12        |     |

Technical Fouls:NONE

| Shooting By Period  |             |
|---------------------|-------------|
| 1 <sup>st</sup> FG% | 9-14 64.3%  |
| 3PT%                | 5-6 83.3%   |
| FT%                 | 0-0 0%      |
| 2 <sup>nd</sup> FG% | 4-13 30.8%  |
| 3PT%                | 0-5 0.0%    |
| FT%                 | 7-10 70%    |
| 3 <sup>rd</sup> FG% | 6-15 40.0%  |
| 3PT%                | 1-2 50.0%   |
| FT%                 | 3-4 75%     |
| 4 <sup>th</sup> FG% | 3-12 25.0%  |
| 3PT%                | 2-5 40.0%   |
| FT%                 | 5-6 83.3%   |
| GM FG%              | 22-54 40.7% |
| 3PT%                | 8-18 44.4%  |
| FT%                 | 15-20 75.0% |

Dead Ball Rebounds: 3, 1

Kentucky - 79

Record: 5-0

| NO. Name          | Min     | FG<br>M-A | 3P<br>M-A | FT<br>M-A | Rebounds<br>OR DR TOT | Fouls<br>PF FD | TP | AS | TO | ST | Blocks<br>BS BA | +/ |
|-------------------|---------|-----------|-----------|-----------|-----------------------|----------------|----|----|----|----|-----------------|----|
| 7 Teonni Key      | F 29:50 | 4-6       | 0-1       | 4-6       | 5 5 10                | 4 4            | 12 | 2  | 3  | 0  | 5 0 19          |    |
| 32 Amelia Hassett | F 21:19 | 1-2       | 0-0       | 1-1       | 1 7 8                 | 4 1            | 3  | 2  | 0  | 0  | 1 0 -7          |    |
| 13 Clara Strack   | C 30:01 | 3-13      | 0-1       | 8-9       | 4 5 9                 | 4 9            | 14 | 4  | 4  | 1  | 3 0 12          |    |
| 3 Georgia Amoree  | G 40:00 | 7-18      | 4-9       | 5-6       | 2 2 4                 | 2 4            | 23 | 7  | 2  | 0  | 1 0 12          |    |
| 10 Dazia Lawrence | G 35:58 | 8-15      | 5-8       | 0-0       | 0 0 0                 | 1 4            | 21 | 0  | 1  | 1  | 0 0 10          |    |
| 5 Cassidy Rowe    | 29:33   | 2-6       | 2-5       | 0-0       | 0 3 3                 | 4 0            | 6  | 4  | 2  | 3  | 1 0 18          |    |
| 17 Clara Silva    | 05:03   | 0-0       | 0-0       | 0-0       | 0 0 0                 | 0 0            | 0  | 0  | 0  | 0  | 0 0 -2          |    |
| 4 Lexi Blue       | 08:16   | 0-2       | 0-1       | 0-0       | 2 1 3                 | 0 0            | 0  | 0  | 0  | 0  | 0 0 -6          |    |
| Team              |         |           |           |           | 0 2 2                 |                | 0  |    | 0  |    |                 |    |
| Totals            |         | 25-62     | 11-25     | 18-22     | 14 25 39              | 19 22          | 79 | 19 | 12 | 5  | 11 1 -12        |    |

Technical Fouls:NONE

| Shooting By Period  |             |
|---------------------|-------------|
| 1 <sup>st</sup> FG% | 8-13 61.5%  |
| 3PT%                | 3-5 60.0%   |
| FT%                 | 0-2 0%      |
| 2 <sup>nd</sup> FG% | 4-19 21.1%  |
| 3PT%                | 1-7 14.3%   |
| FT%                 | 5-5 100%    |
| 3 <sup>rd</sup> FG% | 6-17 35.3%  |
| 3PT%                | 4-9 44.4%   |
| FT%                 | 6-7 85.7%   |
| 4 <sup>th</sup> FG% | 7-13 53.8%  |
| 3PT%                | 3-4 75.0%   |
| FT%                 | 7-8 87.5%   |
| GM FG%              | 25-62 40.3% |
| 3PT%                | 11-25 44.0% |
| FT%                 | 18-22 81.8% |

Dead Ball Rebounds: 4, 0

|                       | PFW                      | UKY                       |
|-----------------------|--------------------------|---------------------------|
| Biggest lead          | 9 (1 <sup>st</sup> 5:52) | 12 (4 <sup>th</sup> 2:27) |
| Best Scoring Run      | 8 (1 <sup>st</sup> 5:52) | 11 (4 <sup>th</sup> 8:06) |
| Lead Changes          | 5                        |                           |
| Times Tied            | 3                        |                           |
| Time with Lead        | 28:21                    | 10:20                     |
| Points from Turnovers | 21                       | 15                        |
| Paint                 | 24                       | 20                        |
| Second Chance         | 6                        | 14                        |
| Fast Breaks           | 0                        | 0                         |
| Bench                 | 14                       | 6                         |

| Period by Period Scoring |     |     |     |     |     |
|--------------------------|-----|-----|-----|-----|-----|
|                          | 1st | 2nd | 3rd | 4th | TOT |
| PFW                      | 23  | 15  | 16  | 13  | 67  |
| UKY                      | 19  | 14  | 22  | 24  | 79  |

7

#14/16 KENTUCKY 76, #19/19 ILLINOIS 53

Nov. 27, 2024 | Trojan Fieldhouse | Nashville, Tenn.

Official Basketball Box Score - Final  
**Kentucky at Illinois**  
11/27/24 Trojan Fieldhouse, Nashville  
2024-25 Women's BasketballGame Time: 7:00 PM  
Game Duration: 1:39  
Attendance: 368

Officials:

Kentucky - 76

Record: 7-0

| NO. Name          | Min     | FG<br>M-A | 3P<br>M-A | FT<br>M-A | Rebounds<br>OR DR TOT | Fouls<br>PF FD | TP | AS | TO | ST | Blocks<br>BS BA | +/ |
|-------------------|---------|-----------|-----------|-----------|-----------------------|----------------|----|----|----|----|-----------------|----|
| 7 Teonni Key      | F 30:35 | 6-12      | 0-1       | 0-0       | 3 7 10                | 2 0            | 12 | 3  | 1  | 0  | 3 2 33          |    |
| 32 Amelia Hassett | F 33:49 | 4-8       | 2-6       | 0-0       | 1 8 9                 | 2 2            | 10 | 1  | 1  | 0  | 0 0 19          |    |
| 13 Clara Strack   | C 36:37 | 12-18     | 1-3       | 0-1       | 5 10 15               | 2 6            | 25 | 4  | 2  | 1  | 1 1 23          |    |
| 3 Georgia Amoree  | G 36:14 | 4-17      | 0-8       | 0-0       | 0 1 1                 | 3 2            | 8  | 8  | 2  | 2  | 0 0 23          |    |
| 10 Dazia Lawrence | G 21:06 | 6-10      | 2-6       | 1-1       | 0 1 1                 | 3 2            | 15 | 0  | 1  | 2  | 0 0 24          |    |
| 5 Cassidy Rowe    | 13:53   | 0-2       | 0-2       | 0-0       | 0 0 0                 | 4 0            | 0  | 0  | 0  | 0  | 0 0 -4          |    |
| 17 Clara Silva    | 16:43   | 3-5       | 0-0       | 0-0       | 1 5 6                 | 1 0            | 6  | 0  | 2  | 0  | 0 0 -5          |    |
| 4 Lexi Blue       | 11:03   | 0-2       | 0-2       | 0-0       | 2 2 2                 | 2 0            | 0  | 1  | 1  | 0  | 0 0 -2          |    |
| Team              |         |           |           |           | 2 2 4                 |                | 0  |    | 0  |    |                 |    |
| Totals            |         | 35-74     | 5-28      | 1-2       | 12 36 48              | 19 12          | 76 | 17 | 10 | 5  | 4 3 23          |    |

Technical Fouls:NONE

| Shooting By Period  |             |
|---------------------|-------------|
| 1 <sup>st</sup> FG% | 6-17 35.3%  |
| 3PT%                | 2-9 22.2%   |
| FT%                 | 0-1 0%      |
| 2 <sup>nd</sup> FG% | 7-15 46.7%  |
| 3PT%                | 0-4 0.0%    |
| FT%                 | 0-0 0%      |
| 3 <sup>rd</sup> FG% | 11-20 55.0% |
| 3PT%                | 0-5 0.0%    |
| FT%                 | 0-0 0%      |
| 4 <sup>th</sup> FG% | 11-22 50.0% |
| 3PT%                | 3-10 30.0%  |
| FT%                 | 1-1 100%    |
| GM FG%              | 35-74 47.3% |
| 3PT%                | 5-28 17.9%  |
| FT%                 | 1-2 50.0%   |

Dead Ball Rebounds: 0, 0

Illinois - 53

Record: 6-1

| NO. Name           | Min     | FG<br>M-A | 3P<br>M-A | FT<br>M-A | Rebounds<br>OR DR TOT | Fouls<br>PF FD | TP | AS | TO | ST | Blocks<br>BS BA | +/  |
|--------------------|---------|-----------|-----------|-----------|-----------------------|----------------|----|----|----|----|-----------------|-----|
| 23 Bryn Shoup-Hill | F 39:54 | 2-7       | 0-2       | 0-0       | 3 7 10                | 2 0            | 4  | 0  | 2  | 1  | 2 0 23          |     |
| 44 Kendal Bostic   | F 37:22 | 5-16      | 0-1       | 0-1       | 3 9 12                | 3 1            | 10 | 1  | 1  | 0  | 1 1 -20         |     |
| 1 Genesis Bryant   | G 26:17 | 0-8       | 0-6       | 1-2       | 0 5 5                 | 0 4            | 1  | 1  | 2  | 2  | 0 0 -20         |     |
| 3 Makira Cook      | G 36:15 | 2-12      | 1-5       | 6-8       | 0 1 1                 | 2 4            | 11 | 3  | 1  | 0  | 0 -29           |     |
| 24 Adalia McKenzie | G 34:55 | 4-10      | 0-0       | 10-12     | 5 1 6                 | 3 7            | 18 | 3  | 1  | 0  | 0 -2            | -19 |
| 4 Gretchen Dolan   | 24:08   | 3-7       | 0-2       | 3-4       | 0 0 0                 | 2 3            | 9  | 1  | 2  | 1  | 0 1 -3          |     |
| 2 Cori Allen       | 00:06   | 0-0       | 0-0       | 0-0       | 0 0 0                 | 0 0            | 0  | 0  | 0  | 0  | 0 0 -0          |     |
| 25 Hayven Smith    | 01:03   | 0-0       | 0-0       | 0-0       | 0 0 0                 | 0 0            | 0  | 0  | 0  | 0  | 0 0 -1          |     |
| Team               |         |           |           |           | 0 3 3                 |                | 0  |    | 1  |    |                 |     |
| Totals             |         | 16-60     | 1-16      | 20-27     | 11 26 37              | 12 19          | 53 | 7  | 12 | 5  | 3 4 -23         |     |

Technical Fouls:NONE

| Shooting By Period  |             |
|---------------------|-------------|
| 1 <sup>st</sup> FG% | 6-18 33.3%  |
| 3PT%                | 0-3 0.0%    |
| FT%                 | 6-6 100%    |
| 2 <sup>nd</sup> FG% | 4-17 23.5%  |
| 3PT%                | 0-4 0.0%    |
| FT%                 | 2-4 50%     |
| 3 <sup>rd</sup> FG% | 3-10 30.0%  |
| 3PT%                | 0-1 0.0%    |
| FT%                 | 10-15 66.7% |
| 4 <sup>th</sup> FG% | 3-15 20.0%  |
| 3PT%                | 1-8 12.5%   |
| FT%                 | 2-2 100%    |
| GM FG%              | 16-60 26.7% |
| 3PT%                | 1-16 6.3%   |
| FT%                 | 20-27 74.1% |

Dead Ball Rebounds: 4, 2

|                       | KEN                       | ILL                      |
|-----------------------|---------------------------|--------------------------|
| Biggest lead          | 25 (4 <sup>th</sup> 1:50) | 4 (1 <sup>st</sup> 0:09) |
| Best Scoring Run      | 18 (4 <sup>th</sup> 3:42) | 7 (1 <sup>st</sup> 0:09) |
| Lead Changes          | 2                         |                          |
| Times Tied            | 7                         |                          |
| Time with Lead        | 31:01                     | 03:43                    |
| Points from Turnovers | 17                        | 10                       |
| Paint                 | 34                        | 24                       |
| Second Chance         | 13                        | 8                        |
| Fast Breaks           | 10                        | 3                        |
| Bench                 | 6                         | 9                        |

| Period by Period Scoring |     |     |     |     |    |
|--------------------------|-----|-----|-----|-----|----|
| 1st                      | 2nd | 3rd | 4th | TOT |    |
| KEN                      | 14  | 14  | 22  | 26  | 76 |
| ILL                      | 18  | 10  | 16  | 9   | 53 |

6

#14/16 KENTUCKY 77, ARIZONA STATE 61

Nov. 26, 2024 | Trojan Fieldhouse | Nashville, Tenn.

Official Basketball Box Score - Final  
**Arizona St. at Kentucky**  
11/26/24 Trojan Fieldhouse, Nashville  
2024-25 Women's BasketballGame Time: 3:30 PM  
Game Duration: 1:54  
Attendance: 611

Officials: Ily Seals, Troy Winders, Trey Miles

Arizona St. - 61

Record: 3-3

| NO. Name              | Min     | FG<br>M-A | 3P<br>M-A | FT<br>M-A | Rebounds<br>OR DR TOT | Fouls<br>PF FD | TP | AS | TO | ST | Blocks<br>BS BA | +/ |
|-----------------------|---------|-----------|-----------|-----------|-----------------------|----------------|----|----|----|----|-----------------|----|
| 0 Kennedy Basham      | F 18:29 | 1-4       | 0-0       | 2-4       | 2 3 5                 | 1 3            | 4  | 0  | 1  | 0  | 0 0 -14         |    |
| 32 Nevaeh Parkinson   | C 29:32 | 4-10      | 0-0       | 4-6       | 5 4 9                 | 4 6            | 12 | 1  | 1  | 0  | 0 3 0           |    |
| 3 Tyi Skinner         | G 31:40 | 3-19      | 2-7       | 0-0       | 1 1 2                 | 3 0            | 8  | 5  | 2  | 2  | 0 3 -16         |    |
| 7 Jazion Jackson      | G 31:30 | 3-5       | 1-1       | 1-2       | 2 4 6                 | 2 1            | 8  | 0  | 1  | 3  | 0 0 -7          |    |
| 23 Jalyn Brown        | G 25:15 | 5-15      | 1-3       | 5-7       | 1 3 4                 | 3 5            | 16 | 1  | 3  | 0  | 1 2 -16         |    |
| 4 Jyah LoVett         | 14:45   | 2-3       | 1-1       | 0-0       | 1 2 3                 | 3 0            | 5  | 0  | 3  | 0  | 0 0 -3          |    |
| 13 Maggie Besselink   | 20:20   | 1-3       | 0-2       | 0-0       | 3 4 7                 | 5 0            | 2  | 0  | 0  | 0  | 0 0 -6          |    |
| 10 Kennedy Fauntleroy | 16:31   | 1-5       | 0-1       | 4-4       | 0 2 2                 | 1 2            | 6  | 1  | 2  | 0  | 0 1 -7          |    |
| 1 Kadidia Toure       | 11:59   | 0-2       | 0-0       | 0-0       | 0 1 1                 | 0 0            | 0  | 0  | 1  | 0  | 0 0 -11         |    |
| Team                  |         |           |           |           | 4 4 8                 |                | 0  |    | 0  |    |                 |    |
| Totals                |         | 20-66     | 5-15      | 16-23     | 19 28 47              | 22 17          | 61 | 8  | 14 | 5  | 1 10 -16        |    |

Technical Fouls:NONE

| Shooting By Period  |             |
|---------------------|-------------|
| 1 <sup>st</sup> FG% | 5-14 35.7%  |
| 3PT%                | 2-3 66.7%   |
| FT%                 | 2-4 50%     |
| 2 <sup>nd</sup> FG% | 3-16 18.8%  |
| 3PT%                | 3-5 60%     |
| FT%                 | 0-3 0.0%    |
| 3 <sup>rd</sup> FG% | 7-19 36.8%  |
| 3PT%                | 1-2 50.0%   |
| FT%                 | 8-10 80%    |
| 4 <sup>th</sup> FG% | 5-17 29.4%  |
| 3PT%                | 2-7 28.6%   |
| FT%                 | 3-4 75%     |
| GM FG%              | 20-66 30.3% |
| 3PT%                | 5-15 33.3%  |
| FT%                 | 16-23 69.6% |

Dead Ball Rebounds: 5, 0

Kentucky - 77

Record: 6-0

| NO. Name          | Min     | FG    | 3P   | FT    | Rebounds  | Fouls | TP | AS | TO | ST | Blocks | BS | +/- |
|-------------------|---------|-------|------|-------|-----------|-------|----|----|----|----|--------|----|-----|
|                   |         | M-A   | M-A  | M-A   | OR DR TOT | PF FD |    |    |    |    | BA     |    |     |
| 7 Teonni Key      | F 35:22 | 6-10  | 0-1  | 4-5   | 7 6 13    | 4 5   | 16 | 4  | 3  | 3  | 6      | 0  | 12  |
| 32 Amelia Hassett | F 30:20 | 2-10  | 1-7  | 3-4   | 1 8 9     | 3 2   | 8  | 2  | 0  | 0  | 1      | 1  | 22  |
| 13 Clara Strack   | C 26:40 | 9-17  | 2-3  | 4-7   | 3 7 10    | 3 5   | 24 | 2  | 0  | 0  | 0      | 3  | 13  |
| 3 Georgia Amoree  | G 37:39 | 7-16  | 2-6  | 4-4   | 0 0 0     | 1 4   | 20 | 9  | 5  | 3  | 0      | 0  | 11  |
| 10 Dazia Lawrence | G 25:27 | 2-6   | 1-3  | 0-0   | 0 2 2     | 2 5   | 0  | 2  | 0  | 0  | 0      | 0  | 10  |
| 5 Cassidy Rowe    | 29:59   | 0-3   | 0-3  | 0-0   | 0 0 0     | 3 2   | 0  | 2  | 0  | 0  | 0      | 0  | 10  |
| 17 Clara Silva    | 09:33   | 1-2   | 0-0  | 2-2   | 1 1 2     | 1 1   | 4  | 0  | 0  | 0  | 1      | 0  | -6  |
| 4 Lexi Blue       | 04:60   | 0-0   | 0-0  | 0-0   | 0 0 0     | 0 1   | 0  | 0  | 0  | 0  | 0      | 0  | -8  |
| Team              |         |       |      |       | 2 5 7     |       | 0  |    | 1  |    |        |    |     |
| Totals            |         | 27-64 | 6-23 | 17-22 | 14 29 43  | 17 22 | 77 | 19 | 11 | 6  | 10     | 1  | 16  |

## 2024-25 GAME-BY-GAME BOX SCORES

9

#16/16 KENTUCKY 87, QUEENS 45

Dec. 9, 2024 | Memorial Coliseum | Lexington, Ky.

Official Basketball Box Score - Final  
**Queens (NC) at Kentucky**  
12/09/24 Historic Memorial Coliseum, Lexington, KY  
2024-25 Women's BasketballGame Time: 6:00 PM  
Game Duration: 1:46  
Attendance: 4,193

Officials: Natasha Camy, Nykessa Thompson, Charles Watson

Queens (NC) - 45

Record: 5-4

| NO. Name          | Min     | FG<br>M-A | 3P<br>M-A | FT<br>M-A | Rebounds<br>OR DR TOT | Fouls<br>PF FD | TP | AS | TO | ST | Blocks<br>BS BA | +/- |
|-------------------|---------|-----------|-----------|-----------|-----------------------|----------------|----|----|----|----|-----------------|-----|
| 0 Jordyn Weaver   | F 27:11 | 3-7       | 0-0       | 5-6       | 0 5 5                 | 1 4            | 11 | 0  | 3  | 1  | 1 1             | -38 |
| 32 Kemia Ward     | F 10:50 | 0-0       | 0-0       | 0-0       | 0 1 1                 | 4 0            | 0  | 0  | 1  | 0  | 0 0             | 4   |
| 6 Magda Freire    | G 15:55 | 0-3       | 0-1       | 0-0       | 0 0 0                 | 4 1            | 0  | 0  | 1  | 0  | 0 0             | -13 |
| 10 Ana Barreto    | G 31:46 | 4-14      | 2-9       | 0-0       | 1 1 1                 | 1 0            | 10 | 0  | 3  | 2  | 0 0             | -35 |
| 12 Aylesha Wade   | G 20:57 | 1-8       | 0-2       | 3-4       | 1 2 3                 | 3 3            | 5  | 1  | 2  | 2  | 0 0             | -13 |
| 8 Tamar Koplevech | 28:37   | 1-6       | 0-1       | 1-2       | 2 4 6                 | 2 2            | 3  | 3  | 2  | 0  | 0 1             | -46 |
| 3 Jermainy Mapp   | 16:50   | 2-8       | 0-1       | 0-0       | 2 3 5                 | 2 0            | 4  | 1  | 3  | 1  | 0 2             | -17 |
| 22 Dayuna Colvin  | 20:26   | 1-5       | 0-1       | 2-4       | 1 3 4                 | 2 2            | 4  | 1  | 1  | 0  | 0 2             | -34 |
| 24 Tiziana Huici  | 05:35   | 0-0       | 0-0       | 0-0       | 0 0 0                 | 0 0            | 0  | 1  | 2  | 1  | 0 0             | -1  |
| 4 Kaitlyn Adams   | 07:18   | 3-3       | 0-0       | 2-4       | 0 3 3                 | 2 2            | 8  | 0  | 0  | 0  | 0 0             | -3  |
| 1 Alyssa Lewis    | 10:02   | 0-2       | 0-1       | 0-0       | 0 1 1                 | 0 0            | 0  | 0  | 0  | 0  | 0 0             | -6  |
| 11 Kamara Mills   | 04:33   | 0-1       | 0-1       | 0-0       | 0 0 0                 | 0 0            | 0  | 0  | 1  | 0  | 0 0             | -8  |
| Team              |         |           |           |           | 4 1 5                 |                | 0  | 0  |    |    |                 |     |
| Totals            |         | 15-57     | 2-17      | 13-20     | 10 24 34              | 21 14          | 45 | 7  | 19 | 7  | 1 6             | -42 |

Technical Fouls:NONE

| Shooting By Period | 1st FG%     | 2nd FG% | 3rd FG% | 4th FG% | GM FG% |
|--------------------|-------------|---------|---------|---------|--------|
| 1st FG%            | 4-16 25.0%  |         |         |         |        |
| 3PT%               | 0-3 0.0%    |         |         |         |        |
| FT%                | 1-4 25%     |         |         |         |        |
| 2nd FG%            | 3-15 20.0%  |         |         |         |        |
| 3PT%               | 0-4 0.0%    |         |         |         |        |
| FT%                | 3-4 75%     |         |         |         |        |
| 3rd FG%            | 3-16 18.8%  |         |         |         |        |
| 3PT%               | 1-7 14.3%   |         |         |         |        |
| FT%                | 4-6 66.7%   |         |         |         |        |
| 4th FG%            | 5-10 50.0%  |         |         |         |        |
| 3PT%               | 1-3 33.3%   |         |         |         |        |
| FT%                | 5-6 83.3%   |         |         |         |        |
| GM FG%             | 15-57 26.3% |         |         |         |        |
| 3PT%               | 2-17 11.8%  |         |         |         |        |
| FT%                | 13-20 65.0% |         |         |         |        |

Dead Ball Rebounds: 7, 0

Kentucky - 87

Record: 5-4

| NO. Name          | Min     | FG<br>M-A | 3P<br>M-A | FT<br>M-A | Rebounds<br>OR DR TOT | Fouls<br>PF FD | TP | AS | TO | ST | Blocks<br>BS BA | +/- |
|-------------------|---------|-----------|-----------|-----------|-----------------------|----------------|----|----|----|----|-----------------|-----|
| 7 Teonni Key      | F 25:49 | 4-8       | 0-0       | 4-4       | 7 6 13                | 2 5            | 12 | 4  | 3  | 1  | 1 1             | 31  |
| 32 Amelia Hassett | F 28:43 | 7-14      | 3-9       | 2-2       | 0 6 6                 | 3 1            | 19 | 3  | 2  | 1  | 1 0             | 34  |
| 13 Clara Strack   | C 26:08 | 5-14      | 0-4       | 2-2       | 2 4 6                 | 0 4            | 16 | 2  | 3  | 2  | 2 0             | 32  |
| 3 Georgia Amoree  | G 25:57 | 5-12      | 3-7       | 7-8       | 0 1 1                 | 2 5            | 20 | 4  | 2  | 0  | 1 0             | 30  |
| 10 Dazia Lawrence | G 22:33 | 3-4       | 1-1       | 0-0       | 0 5 5                 | 1 1            | 7  | 5  | 0  | 0  | 0 0             | 30  |
| 4 Lexi Blue       | 21:04   | 2-4       | 0-2       | 2-2       | 0 3 3                 | 0 1            | 6  | 1  | 1  | 0  | 1 0             | 18  |
| 5 Cassidy Rowe    | 13:47   | 0-3       | 0-3       | 0-0       | 0 2 2                 | 1 1            | 0  | 2  | 1  | 0  | 0 0             | 17  |
| 17 Clara Silva    | 14:19   | 1-7       | 0-0       | 2-2       | 3 1 4                 | 3 1            | 4  | 1  | 3  | 0  | 0 0             | 19  |
| 2 Saniyah Tyler   | 11:48   | 1-3       | 1-3       | 0-0       | 0 1 1                 | 0 1            | 3  | 2  | 0  | 0  | 0 0             | -7  |
| 11 Gabby Brooks   | 05:10   | 0-0       | 0-0       | 0-0       | 0 0 0                 | 0 1            | 0  | 0  | 0  | 0  | 0 0             | 2   |
| 8 Tanah Becker    | 04:42   | 0-1       | 0-1       | 0-0       | 1 0 1                 | 2 0            | 0  | 0  | 0  | 1  | 0 0             | 4   |
| Team              |         |           |           |           | 2 2 4                 |                | 0  | 0  |    |    |                 |     |
| Totals            |         | 30-70     | 8-30      | 19-20     | 15 31 46              | 14 21          | 87 | 24 | 15 | 5  | 6 1             | 42  |

Technical Fouls:NONE

| Shooting By Period | 1st FG%     | 2nd FG% | 3rd FG% | 4th FG% | GM FG% |
|--------------------|-------------|---------|---------|---------|--------|
| 1st FG%            | 10-20 50.0% |         |         |         |        |
| 3PT%               | 4-8 50.0%   |         |         |         |        |
| FT%                | 5-5 100%    |         |         |         |        |
| 2nd FG%            | 9-15 60.0%  |         |         |         |        |
| 3PT%               | 2-9 22.2%   |         |         |         |        |
| FT%                | 3-3 100%    |         |         |         |        |
| 3rd FG%            | 6-14 42.9%  |         |         |         |        |
| 3PT%               | 1-5 20.0%   |         |         |         |        |
| FT%                | 11-12 91.7% |         |         |         |        |
| 4th FG%            | 5-7 71.4%   |         |         |         |        |
| 3PT%               | 1-8 12.5%   |         |         |         |        |
| FT%                | 0-0 0%      |         |         |         |        |
| GM FG%             | 30-70 42.9% |         |         |         |        |
| 3PT%               | 8-30 26.7%  |         |         |         |        |
| FT%                | 19-20 95.0% |         |         |         |        |

Dead Ball Rebounds: 2, 1

|                  | QNS                       | UKY                       |
|------------------|---------------------------|---------------------------|
| Biggest lead     | 0 (1 <sup>st</sup> 10:00) | 51 (4 <sup>th</sup> 7:46) |
| Best Scoring Run | 8 (4 <sup>th</sup> 1:07)  | 12 (1 <sup>st</sup> 3:42) |
| Lead Changes     | 0                         |                           |
| Times Tied       | 0                         |                           |
| Time with Lead   | 00:00                     | 39:08                     |

| Points from   | QNS | UKY |
|---------------|-----|-----|
| Turnovers     | 14  | 14  |
| Paint         | 22  | 32  |
| Second Chance | 2   | 13  |
| Fast Breaks   | 6   | 12  |
| Bench         | 19  | 13  |

| Period by Period Scoring | 1st | 2nd | 3rd | 4th | TOT |
|--------------------------|-----|-----|-----|-----|-----|
| QNS                      | 9   | 9   | 11  | 16  | 45  |
| UKY                      | 29  | 23  | 24  | 11  | 87  |

11

#16/15 KENTUCKY 84, BELMONT 78

Dec. 20, 2024 | Memorial Coliseum | Lexington, Ky.

Official Basketball Box Score - Final  
**Belmont at Kentucky**  
12/20/24 Memorial Coliseum, Lexington  
2024-25 Women's BasketballGame Time: 6:00 PM  
Game Duration: 1:47  
Attendance: 3,887

Officials: Puslani Spurlock, William Smith, Jeff Wooten

Belmont - 78

Record: 5-6

| NO. Name            | Min     | FG<br>M-A | 3P<br>M-A | FT<br>M-A | OR<br>DR | TOT   | Fouls<br>PF | TP | AS | TO | ST | Blocks<br>BS BA | +/- |
|---------------------|---------|-----------|-----------|-----------|----------|-------|-------------|----|----|----|----|-----------------|-----|
| 14 Kendal Cheesman  | F 31:31 | 4-10      | 2-8       | 0-0       | 0        | 4 4   | 0 0         | 10 | 6  | 1  | 0  | 1 0             | -9  |
| 33 Carmyn Harrison  | F 25:50 | 1-5       | 0-0       | 0-0       | 0        | 3 3   | 4 2         | 2  | 2  | 3  | 0  | 1 3             | -7  |
| 0 Tuti Jones        | G 31:42 | 4-8       | 3-6       | 0-0       | 0        | 5 5   | 4 0         | 11 | 1  | 3  | 3  | 1 0             | -4  |
| 21 Emily La Chapell | G 31:18 | 5-11      | 1-2       | 1-1       | 3        | 2 5   | 3 1         | 12 | 3  | 2  | 3  | 1 0             | 0   |
| 23 Jallyn Banks     | G 32:36 | 8-17      | 0-3       | 7-9       | 1        | 3 4   | 1 7         | 23 | 4  | 3  | 1  | 0 1             | -4  |
| 20 Jacee Busick     | 16:55   | 1-3       | 0-1       | 0-0       | 0        | 3 3   | 1 1         | 2  | 3  | 0  | 0  | 0 0             | -2  |
| 35 Kendal Holmes    | 21:15   | 0-10      | 4-6       | 2-2       | 0        | 3 3   | 2 1         | 18 | 1  | 1  | 0  | 0 0             | -3  |
| 5 Sanaa Tripp       | 03:07   | 0-0       | 0-0       | 0-0       | 0        | 2 2   | 0 0         | 0  | 0  | 1  | 0  | 0 0             | -6  |
| 1 Kensley Feltnier  | 02:02   | 0-1       | 0-0       | 0-0       | 1        | 1 2   | 0 0         | 0  | 0  | 0  | 0  | 0 0             | 2   |
| 22 Quinn Eubank     | 01:33   | 0-0       | 0-0       | 0-0       | 0        | 0 0   | 0 0         | 0  | 0  | 0  | 0  | 0 0             | 3   |
| 9 Hilary Fuller     | 01:42   | 0-0       | 0-0       | 0-0       | 0        | 0 0   | 0 0         | 0  | 0  | 0  | 0  | 0 0             | 0   |
| Team                |         |           |           |           | 1        | 2 3   |             | 0  | 1  |    |    |                 |     |
| Totals              |         | 29-65     | 10-27     | 10-12     | 9        | 25 34 | 15 12       | 78 | 20 | 15 | 7  | 4 4             | -6  |

Technical Fouls:NONE

| Shooting By Period | 1st FG%     | 2nd FG% | 3rd FG% | 4th FG% | GM FG% |
|--------------------|-------------|---------|---------|---------|--------|
| 1st FG%            | 9-18 50.0%  |         |         |         |        |
| 3PT%               | 3-7 42.9%   |         |         |         |        |
| FT%                | 1-2 50%     |         |         |         |        |
| 2nd FG%            | 7-15 46.7%  |         |         |         |        |
| 3PT%               | 3-8 37.5%   |         |         |         |        |
| FT%                | 0-0 0%      |         |         |         |        |
| 3rd FG%            | 6-18 33.3%  |         |         |         |        |
| 3PT%               | 0-6 0.0%    |         |         |         |        |
| FT%                | 3-3 100%    |         |         |         |        |
| 4th FG%            | 7-14 50.0%  |         |         |         |        |
| 3PT%               | 4-6 66.7%   |         |         |         |        |
| FT%                | 6-7 85.7%   |         |         |         |        |
| GM FG%             | 29-65 44.6% |         |         |         |        |
| 3PT%               | 10-27 37.0% |         |         |         |        |
| FT%                | 10-12 83.3% |         |         |         |        |

Dead Ball Rebounds: 2, 0

Kentucky - 84

Record: 10-1

| NO. Name          | Min     | FG<br>M-A | 3P<br>M-A | FT<br>M-A | Rebounds<br>OR DR TOT | Fouls<br>PF FD | TP | AS | TO | ST  | Blocks<br>BS BA | +/- |
|-------------------|---------|-----------|-----------|-----------|-----------------------|----------------|----|----|----|-----|-----------------|-----|
| 7 Teonni Key      | F 30:53 | 6-12      | 0-1       | 0-0       | 1 4 5                 | 4 2            | 12 | 2  | 2  | 0   | 1 2             | -4  |
| 32 Amelia Hassett | F 39:33 | 6-11      | 4-9       | 0-0       | 0 11 11               | 1 0            | 16 | 1  | 4  | 2   | 0 1             | 4   |
| 13 Clara Strack   | C 36:38 | 4-9       | 0-1       | 4-5       | 3 2 5                 | 1 5            | 12 | 4  | 1  | 2 1 | 2 1             | 4   |
| 3 Georgia Amoree  | G 32:52 | 8-17      | 7-13      | 0-0       | 0 3 3                 | 3 4            | 23 | 5  | 3  | 1   | 0 0             | 6   |
| 10 Dazia Lawrence | G 38:30 | 5-13      | 1-6       | 4-4       | 1 4 5                 | 3 2            | 15 | 5  | 1  | 3   | 0 0             | 6   |
| 5 Cassidy Rowe    | 11:15   | 0-0       | 0-0       | 0-0       | 0 0 0                 | 1 0            | 1  | 0  | 2  | 0 0 | 0 0             | 3   |
| 2 Saniyah Tyler   | 01:56   | 0-0       | 0-0       | 0-0       | 0 0 0                 | 0 0            | 0  | 0  | 0  | 0 0 | 0 0             | 3   |
| 17 Clara Silva    | 08:24   | 3-3       | 0-0       | 0-0       | 0 0 0                 | 0 0            | 6  | 0  | 0  | 0 1 | 0 0             | 5   |
| Team              |         |           |           |           | 1 2 3                 |                | 0  | 0  |    |     |                 |     |
| Totals            |         | 32-65     | 12-30     | 8-9       | 6 26 32               | 12 15          | 84 | 19 | 12 | 6   | 4 4             | 6   |

Technical Fouls:NONE

| Shooting By Period | 1st FG%     | 2nd FG% | 3rd FG% | 4th FG% | GM FG% |
|--------------------|-------------|---------|---------|---------|--------|
| 1st FG%            | 6-14 42.9%  |         |         |         |        |
| 3PT%               | 3-5 60.0%   |         |         |         |        |
| FT%                | 5-5 100%    |         |         |         |        |
| 2nd FG%            | 6-19 31.6%  |         |         |         |        |
| 3PT%               | 1-10 10.0%  |         |         |         |        |
| FT%                | 0-0 0%      |         |         |         |        |
| 3rd FG%            | 10-16 62.5% |         |         |         |        |
| 3PT%               | 4-7 57.1%   |         |         |         |        |
| FT%                | 0-0 0%      |         |         |         |        |
| 4th FG%            | 10-16 62.5% |         |         |         |        |
| 3PT%               | 4-8 50.0%   |         |         |         |        |
| FT%                | 3-4 75%     |         |         |         |        |
| GM FG%             | 32-65 49.2% |         |         |         |        |
| 3PT%               | 12-30 40.0% |         |         |         |        |
| FT%                | 8-9 88.9%   |         |         |         |        |

Dead Ball Rebounds: 3, 1

|                  | BEL                      | UKY                       |
|------------------|--------------------------|---------------------------|
| Biggest lead     | 7 (1 <sup>st</sup> 5:10) | 12 (4 <sup>th</sup> 4:59) |
| Best Scoring Run | 8 (2 <sup>nd</sup> 3:59) | 8 (4 <sup>th</sup> 4:59)  |
| Lead Changes     | 7                        |                           |
| Times Tied       | 8                        |                           |
| Time with Lead   | 19:58                    | 13:55                     |

| Points from   | BEL | UKY |
|---------------|-----|-----|
| Turnovers     | 9   | 21  |
| Paint         | 30  | 28  |
| Second Chance | 12  | 14  |
| Fast Breaks   | 2   | 8   |
| Bench         | 20  | 6   |

| Period by Period Scoring | 1st | 2nd | 3rd | 4th | TOT |
|--------------------------|-----|-----|-----|-----|-----|
| BEL                      | 22  | 17  | 15  | 24  | 78  |
| UKY                      | 20  | 13  | 24  | 27  | 84  |

10

#16/16 KENTUCKY 82, PURDUE 52

Dec. 14, 2024 | Mackey Arena | West Lafayette, Ind.

Official Basketball Box Score - Final  
**Kentucky at Purdue**  
12/14/24 Mackey Arena, West Lafayette  
2024-25 Women's BasketballGame Time: 5:00 PM  
Game Duration: 1:50  
Attendance: 5,108

Officials: Gina Cross, Felicia Grinter, Brenda Pantolo

Kentucky - 82

Record: 9-1

| NO. Name          | Min     | FG<br>M-A | 3P<br>M-A | FT<br>M-A | Rebounds<br>OR DR TOT | Fouls<br>PF FD | TP | AS | TO | ST | Blocks<br>BS BA | +/- |
|-------------------|---------|-----------|-----------|-----------|-----------------------|----------------|----|----|----|----|-----------------|-----|
| 7 Teonni Key      | F 25:20 | 3-7       | 0-0       | 4-4       | 3 6 9                 | 3 3            | 10 | 3  | 1  | 1  | 3 1             | 22  |
| 32 Amelia Hassett | F 35:60 | 7-13      | 5-10      | 3-3       | 0 9 9                 | 2 1            | 22 | 2  | 2  | 1  | 0 0             | 24  |
| 13 Clara Strack   | C 30:50 | 5-9       | 0-2       | 2-2       | 4 8 12                | 4 3            | 12 | 4  | 2  | 0  | 3 0             | 22  |
| 3 Georgia Amoree  | G 35:40 | 8-15      | 2-7       | 3-3       | 0 2 2                 | 0 3            | 21 | 2  | 3  | 2  | 0 0             | 26  |
| 10 Dazia Lawrence | G 33:39 | 5-12      | 3-9       | 0-0       | 0 2 2                 | 1 1            | 13 | 6  | 0  | 0  | 0 0             | 25  |
| 5 Cassidy Rowe    | 12:37   | 0-3       | 0-3       | 0-0       | 0 1 1                 | 0 1            | 0  | 2  | 1  | 0  | 0 0             | 3   |
| 4 Lexi Blue       | 12:11   | 1-3       | 0-2       | 0-0       | 1 0 1                 | 1 1            | 2  | 1  | 0  | 0  | 0 0             | 13  |
| 17 Clara Silva    | 11:14   | 1-1       | 0-0       | 0-0       | 0 2 2                 | 1 2            | 2  | 0  | 1  | 0  | 0 0             | 11  |
| 2 Saniyah Tyler   | 02:29   | 0-0       | 0-0       | 0-0       | 1 1 1                 | 0 0            | 0  | 0  | 0  | 0  | 0 0             | 4   |
| Team              |         |           |           |           | 20 31 21              |                |    | 0  | 1  |    |                 |     |
| Totals            |         | 30-63     | 10-33     | 12-12     | 10 20 41              | 13 14          | 82 | 20 | 11 | 4  | 6 1 30          |     |



## 2024-25 GAME-BY-GAME BOX SCORES

13

#16/16 KENTUCKY 91, RV/RV MISSISSIPPI STATE 69

Jan. 2, 2025 | Memorial Coliseum | Lexington, Ky.

Official Basketball Box Score - Final  
Mississippi St. at Kentucky  
01/02/25 Memorial Coliseum, Lexington  
2024-25 Women's BasketballGame Time: 7:00 PM  
Game Duration: 1:58  
Attendance: 4,493

Officials: Felicia Grinter, Melissa Barlow, Sal Esho

Mississippi St. - 69

Record: 13-2 (0-1)

| NO.    | Name              | Min     | FG<br>M-A | 3P<br>M-A | FT<br>M-A | Rebounds<br>OR DR TOT | Fouls<br>PF FD | TP | AS | TO | ST | Blocks<br>BS BA | +/-      |
|--------|-------------------|---------|-----------|-----------|-----------|-----------------------|----------------|----|----|----|----|-----------------|----------|
| 15     | Madina Okot       | C 11:35 | 2-6       | 0-0       | 0-0       | 1 1 2                 | 4 0 4          | 0  | 1  | 0  | 0  | 2               | -10      |
| 0      | Denim DeShields   | G 26:18 | 2-4       | 1-2       | 0-0       | 0 1 1                 | 3 3 5          | 3  | 0  | 0  | 0  | 0               | -7       |
| 2      | Jerkaila Jordan   | G 28:54 | 7-21      | 1-4       | 2-3       | 2 3 5                 | 2 2 17         | 0  | 2  | 2  | 1  | 1               | -17      |
| 4      | Eniya Russell     | G 30:02 | 5-15      | 1-2       | 2-2       | 2 4 6                 | 4 1 13         | 2  | 2  | 1  | 0  | 3               | -26      |
| 21     | Debreasha Powe    | G 19:54 | 0-3       | 0-1       | 0-0       | 0 1 1                 | 0 0 0          | 0  | 0  | 1  | 1  | 0               | -24      |
| 24     | Quanirah Montague | 18:04   | 5-6       | 0-0       | 3-3       | 3 2 5                 | 1 2 13         | 0  | 1  | 0  | 0  | 0               | -5       |
| 1      | Destiney McPhaul  | 25:15   | 3-10      | 1-4       | 3-3       | 2 4 6                 | 1 3 10         | 6  | 0  | 2  | 0  | 1               | -11      |
| 5      | Chandler Prater   | 20:06   | 1-5       | 0-1       | 3-4       | 0 4 4                 | 1 2 5          | 1  | 2  | 1  | 2  | 1               | 2        |
| 14     | Kayla Thomas      | 10:21   | 0-1       | 0-0       | 0-3       | 1 1 2                 | 1 5 0          | 1  | 1  | 0  | 0  | 0               | -7       |
| 3      | Terren Ward       | 09:31   | 1-2       | 0-1       | 0-0       | 2 0 2                 | 3 0 2          | 0  | 0  | 0  | 0  | 0               | -5       |
| Team   |                   |         |           |           |           | 1 1 2                 | 0 0 0          | 0  | 0  | 0  | 0  | 0               |          |
| Totals |                   |         | 26-73     | 4-15      | 13-18     | 14                    | 22             | 36 | 20 | 18 | 13 | 7               | 3 10 -22 |

Technical Fouls: NONE

| Shooting By Period  |       |        |
|---------------------|-------|--------|
| 1 <sup>st</sup> FG% | 6-13  | 46.2%  |
| 3PT%                | 2-2   | 100.0% |
| FT%                 | 2-2   | 100%   |
| 2 <sup>nd</sup> FG% | 8-23  | 34.8%  |
| 3PT%                | 0-3   | 0.0%   |
| FT%                 | 3-4   | 75%    |
| 3 <sup>rd</sup> FG% | 6-21  | 28.6%  |
| 3PT%                | 2-8   | 25.0%  |
| FT%                 | 2-3   | 66.7%  |
| 4 <sup>th</sup> FG% | 6-16  | 37.5%  |
| 3PT%                | 0-2   | 0.0%   |
| FT%                 | 6-9   | 66.7%  |
| GM FG%              | 26-73 | 35.6%  |
| 3PT%                | 4-15  | 26.7%  |
| FT%                 | 13-18 | 72.2%  |

Dead Ball Rebounds: 4, 0

Kentucky - 91

Record: 12-1 (1-0)

| NO.    | Name            | Min     | FG<br>M-A | 3P<br>M-A | FT<br>M-A | Rebounds<br>OR DR TOT | Fouls<br>PF FD | TP | AS | TO | ST | Blocks<br>BS BA | +/-           |
|--------|-----------------|---------|-----------|-----------|-----------|-----------------------|----------------|----|----|----|----|-----------------|---------------|
| 7      | Teonni Key      | F 33:18 | 2-5       | 0-0       | 6-6       | 3 10 13               | 4 5 10         | 3  | 4  | 1  | 4  | 1               | 28            |
| 32     | Amelia Hassett  | F 35:10 | 4-8       | 3-6       | 3-4       | 2 7 9                 | 4 3 14         | 5  | 0  | 0  | 1  | 0               | 17            |
| 13     | Clara Strack    | C 31:10 | 1-8       | 0-3       | 5-6       | 2 9 11                | 4 5 7          | 1  | 1  | 1  | 5  | 0               | 29            |
| 3      | Georgia Amooore | G 34:46 | 9-18      | 7-10      | 2-2       | 0 1 1                 | 0 3 27         | 9  | 2  | 1  | 0  | 1               | 22            |
| 10     | Dazia Lawrence  | G 31:21 | 8-12      | 7-11      | 5-5       | 0 1 1                 | 3 28           | 4  | 4  | 1  | 0  | 0               | 16            |
| 17     | Clara Silva     | 12:21   | 0-1       | 0-0       | 0-2       | 0 1 1                 | 1 1 2          | 1  | 0  | 0  | 0  | 0               | -2            |
| 2      | Saniah Tyler    | 16:40   | 1-2       | 1-2       | 0-0       | 0 1 1                 | 1 0 3          | 0  | 2  | 0  | 0  | 1               | 0             |
| 5      | Cassidy Rowe    | 05:14   | 0-1       | 0-1       | 0-0       | 0 0 0                 | 1 0 0          | 0  | 0  | 1  | 0  | 0               | 0             |
| Team   |                 |         |           |           |           | 1 2 3                 | 0 0 0          | 0  | 0  | 0  | 0  | 0               |               |
| Totals |                 |         | 26-55     | 18-33     | 21-25     | 8                     | 32             | 40 | 18 | 20 | 91 | 23              | 14 4 10 3 -22 |

Technical Fouls: NONE

| Shooting By Period  |       |       |
|---------------------|-------|-------|
| 1 <sup>st</sup> FG% | 9-16  | 56.3% |
| 3PT%                | 5-8   | 62.5% |
| FT%                 | 2-4   | 50%   |
| 2 <sup>nd</sup> FG% | 5-11  | 45.5% |
| 3PT%                | 4-7   | 57.1% |
| FT%                 | 10-11 | 90.9% |
| 3 <sup>rd</sup> FG% | 6-14  | 42.9% |
| 3PT%                | 4-7   | 57.1% |
| FT%                 | 2-2   | 100%  |
| 4 <sup>th</sup> FG% | 6-14  | 42.9% |
| 3PT%                | 5-11  | 45.5% |
| FT%                 | 7-8   | 87.5% |
| GM FG%              | 26-55 | 47.3% |
| 3PT%                | 18-33 | 54.5% |
| FT%                 | 21-25 | 84.0% |

Dead Ball Rebounds: 3, 2

|                  | MIS                       | UKY                       |
|------------------|---------------------------|---------------------------|
| Biggest lead     | 0 (1 <sup>st</sup> 10:00) | 25 (3 <sup>rd</sup> 6:29) |
| Best Scoring Run | 7 (3 <sup>rd</sup> 5:05)  | 12 (3 <sup>rd</sup> 6:58) |
| Lead Changes     | 0                         |                           |
| Times Tied       | 0                         |                           |
| Time with Lead   | 00:00                     | 39:34                     |

| Points from Turnovers    |     | MIS | UKY |
|--------------------------|-----|-----|-----|
| Paint                    |     | 42  | 12  |
| Second Chance            |     | 18  | 8   |
| Fast Breaks              |     | 4   | 2   |
| Bench                    |     | 30  | 5   |
| Period by Period Scoring |     | MIS | UKY |
| 1st                      | 2nd | 16  | 19  |
| 3rd                      | 4th | 16  | 69  |
| TOT                      |     |     |     |

15

#15/16 KENTUCKY 71, FLORIDA 55

Jan. 9, 2025 | Exactech Arena | Gainesville, Fla.

Official Basketball Box Score - Final  
Kentucky at Florida  
01/09/25 Exactech Arena at Stephen C. O'Connell Center, Gainesville  
2024-25 Women's BasketballGame Time: 5:00 PM  
Game Duration: 1:58  
Attendance: 1,585

Officials: Brian Hall, Pualani Spurlock, Brandon Entine

Kentucky - 71

Record: 14-1 (3-0)

| NO.    | Name            | Min     | FG<br>M-A | 3P<br>M-A | FT<br>M-A | Rebounds<br>OR DR TOT | Fouls<br>PF FD | TP | AS | TO | ST | Blocks<br>BS BA | +/-          |
|--------|-----------------|---------|-----------|-----------|-----------|-----------------------|----------------|----|----|----|----|-----------------|--------------|
| 7      | Teonni Key      | F 21:02 | 4-7       | 1-2       | 0-0       | 2 3 5                 | 3 1 9          | 0  | 1  | 1  | 0  | 1               | 7            |
| 32     | Amelia Hassett  | F 30:54 | 1-5       | 1-5       | 2-2       | 1 4 5                 | 2 2 5          | 2  | 0  | 2  | 1  | 0               | 11           |
| 13     | Clara Strack    | C 35:20 | 5-13      | 0-4       | 2-4       | 2 6 8                 | 3 2 12         | 4  | 3  | 1  | 1  | 0               | 16           |
| 3      | Georgia Amooore | G 34:28 | 8-17      | 1-6       | 1-4       | 2 3 5                 | 1 5 18         | 4  | 6  | 4  | 0  | 1               | 12           |
| 10     | Dazia Lawrence  | G 30:56 | 1-10      | 4-8       | 0-0       | 0 0 0                 | 2 2 14         | 2  | 0  | 2  | 0  | 1               | 19           |
| 17     | Clara Silva     | 14:46   | 3-4       | 0-0       | 0-0       | 0 1 1                 | 0 6            | 0  | 1  | 1  | 0  | 0               | 5            |
| 2      | Saniah Tyler    | 19:10   | 1-2       | 0-1       | 0-0       | 0 0 0                 | 2 1 2          | 2  | 1  | 2  | 0  | 0               | 11           |
| 5      | Cassidy Rowe    | 09:02   | 1-1       | 0-0       | 0-0       | 2 2 0                 | 0 2 0          | 0  | 0  | 0  | 0  | 0               | 6            |
| 4      | Lexi Blue       | 04:22   | 1-1       | 1-1       | 0-2       | 0 1 1                 | 1 0 1          | 3  | 0  | 1  | 0  | 0               | -7           |
| Team   |                 |         |           |           |           | 1 4 5                 | 10 0 0         | 0  | 0  | 0  | 0  | 0               |              |
| Totals |                 |         | 29-60     | 8-27      | 5-12      | 8                     | 24             | 32 | 13 | 14 | 71 | 14              | 13 13 2 3 16 |

Technical Fouls: NONE

| Shooting By Period  |       |       |
|---------------------|-------|-------|
| 1 <sup>st</sup> FG% | 8-16  | 50.0% |
| 3PT%                | 2-7   | 28.6% |
| FT%                 | 2-4   | 50%   |
| 2 <sup>nd</sup> FG% | 9-18  | 50.0% |
| 3PT%                | 3-9   | 33.3% |
| FT%                 | 0-0   | 0%    |
| 3 <sup>rd</sup> FG% | 7-13  | 53.8% |
| 3PT%                | 1-4   | 25.0% |
| FT%                 | 0-0   | 0%    |
| 4 <sup>th</sup> FG% | 5-13  | 38.5% |
| 3PT%                | 2-7   | 28.6% |
| FT%                 | 3-8   | 37.5% |
| GM FG%              | 29-60 | 48.3% |
| 3PT%                | 8-27  | 29.6% |
| FT%                 | 5-12  | 41.7% |

Dead Ball Rebounds: 2, 0

Florida - 55

Record: 10-7 (1-2)

| NO.    | Name             | Min     | FG<br>M-A | 3P<br>M-A | FT<br>M-A | Rebounds<br>OR DR TOT | Fouls<br>PF FD | TP | AS | TO | ST | Blocks<br>BS BA | +/-          |
|--------|------------------|---------|-----------|-----------|-----------|-----------------------|----------------|----|----|----|----|-----------------|--------------|
| 9      | Alexia Dizoko    | F 20:47 | 2-4       | 0-0       | 0-0       | 0 1 1                 | 0 1 4          | 1  | 1  | 0  | 0  | 0               | -13          |
| 24     | Ra Shaya Kyle    | C 25:09 | 4-4       | 0-0       | 0-0       | 3 3 6                 | 4 2 4          | 0  | 3  | 0  | 1  | 0               | -5           |
| 13     | Laila Reynolds   | G 28:40 | 5-13      | 0-0       | 5-7       | 1 6 7                 | 1 4 15         | 1  | 3  | 0  | 0  | 1               | -14          |
| 20     | Jeriah Warren    | G 27:06 | 5-11      | 0-3       | 3-3       | 1 3 4                 | 1 2 13         | 3  | 1  | 2  | 0  | 0               | -12          |
| 23     | Liv McGill       | G 28:27 | 4-15      | 2-3       | 0-0       | 4 4 8                 | 2 3 10         | 2  | 5  | 0  | 1  | 1               | -16          |
| 3      | Alexia Mobley    | 18:50   | 2-4       | 0-0       | 0-0       | 2 0 2                 | 2 1 4          | 0  | 2  | 0  | 1  | 0               | -14          |
| 6      | Kenza Salgues    | 14:03   | 0-2       | 0-2       | 0-0       | 0 1 1                 | 1 2 1          | 0  | 1  | 3  | 1  | 0               | -1           |
| 8      | Mc'Arach O'Neal  | 18:53   | 2-4       | 1-3       | 0-0       | 2 7 9                 | 1 0 5          | 1  | 1  | 0  | 0  | 0               | -9           |
| 12     | Daviane Mindoudi | 05:47   | 0-0       | 0-0       | 0-0       | 0 0 0                 | 0 0 0          | 0  | 0  | 0  | 0  | 0               | -4           |
| 21     | Eriny Kindred    | 08:33   | 0-0       | 0-0       | 0-0       | 0 0 0                 | 0 0 0          | 0  | 0  | 0  | 1  | 0               | 3            |
| 22     | Paige Clausen    | 03:45   | 0-0       | 0-0       | 0-0       | 0 1 1                 | 1 0 0          | 0  | 0  | 0  | 0  | 0               | 7            |
| Team   |                  |         |           |           |           | 3 1 4                 | 0 0 1          | 0  | 0  | 1  | 0  | 0               |              |
| Totals |                  |         | 22-57     | 3-11      | 8-10      | 12                    | 27             | 39 | 14 | 13 | 55 | 8               | 20 4 3 2 -16 |

Technical Fouls: NONE

| Shooting By Period  |       |       |
|---------------------|-------|-------|
| 1 <sup>st</sup> FG% | 3-11  | 27.3% |
| 3PT%                | 1-2   | 50.0% |
| FT%                 | 3-3   | 100%  |
| 2 <sup>nd</sup> FG% | 3-14  | 21.4% |
| 3PT%                | 0-3   | 0.0%  |
| FT%                 | 3-3   | 100%  |
| 3 <sup>rd</sup> FG% | 9-15  | 60.0% |
| 3PT%                | 0-2   | 0.0%  |
| FT%                 | 0-2   | 0%    |
| 4 <sup>th</sup> FG% | 7-17  | 41.2% |
| 3PT%                | 2-4   | 50.0% |
| FT%                 | 2-2   | 100%  |
| GM FG%              | 22-57 | 38.6% |
| 3PT%                | 3-11  | 27.3% |
| FT%                 | 8-10  | 80.0% |

Dead Ball Rebounds: 2, 1

|                  | KENTUC                    | FLORID                    |
|------------------|---------------------------|---------------------------|
| Biggest lead     | 24 (3 <sup>rd</sup> 3:36) | 0 (1 <sup>st</sup> 10:00) |
| Best Scoring Run | 8 (2 <sup>nd</sup> 7:38)  | 9 (4 <sup>th</sup> 8:26)  |
| Lead Changes     | 0                         |                           |
| Times Tied       | 0                         |                           |
| Time with Lead   | 39:47                     | 00:00                     |

| Points from Turnovers    |     | KENTUC | FLORID |
|--------------------------|-----|--------|--------|
| Paint                    |     | 26     | 26     |
| Second Chance            |     | 8      | 13     |
| Fast Breaks              |     | 8      | 2      |
| Bench                    |     | 13     | 9      |
| Period by Period Scoring |     | KENTUC | FLORID |
| 1st                      | 2nd | 20     | 15     |
| 3rd                      | 4th | 15     | 71     |
| TOT                      |     |        |        |

14

#16/16 KENTUCKY 96, RV/RV VANDERBILT 78

Jan. 5, 2025 | Memorial Gymnasium | Nashville, Tenn.

Official Basketball Box Score - Final  
Kentucky at Vanderbilt  
01/05/25 Memorial Gymnasium (Vanderbilt), Nashville  
2024-25 Women's BasketballGame Time: 2:00 PM  
Game Duration: 1:47  
Attendance: 8,501

Officials: Brian Garland, Demoya Pugh, Maria Gearhart

Kentucky - 96

Record: 13-1 (2-0)

| NO.    | Name            | Min     | FG<br>M-A | 3P<br>M-A | FT<br>M-A | Rebounds<br>OR DR TOT | Fouls<br>PF FD | TP | AS | TO | ST | Blocks<br>BS BA | +/-       |
|--------|-----------------|---------|-----------|-----------|-----------|-----------------------|----------------|----|----|----|----|-----------------|-----------|
| 7      | Teonni Key      | F 24:43 | 5-6       | 2-3       | 2-4       | 2 5 7                 | 4 7 14         | 0  | 2  | 1  | 1  | 0               | 8         |
| 32     | Amelia Hassett  | F 30:38 | 7-11      | 6-10      | 0-0       | 2 7 9                 | 4 0 20         | 5  | 0  | 0  | 0  | 0               | 10        |
| 13     | Clara Strack    | C 37:45 | 6-13      | 1-2       | 4-6       | 4 11 15               | 3 5 17         | 3  | 3  | 0  | 2  | 0               | 18        |
| 3      | Georgia Amooore | G 38:58 | 8-18      | 3-10      | 5-5       | 0 2 2                 | 3 5 24         | 9  | 4  | 0  | 0  | 0               | 19        |
| 10     | Dazia Lawrence  | G 38:49 | 6-10      | 3-5       | 2-3       | 0 1 1                 | 1 2 17         | 0  | 0  | 2  | 0  | 0               | 15        |
| 17     | Clara Silva     | 13:12   | 1-1       | 0-0       | 0-0       | 0 4 4                 | 3 0 2          | 2  | 2  | 1  | 0  | 1               | 13        |
| 2      | Saniah Tyler    | 04:22   | 0-0       | 0-0       | 2-2       | 0 0 0                 | 0 1 2          | 0  | 0  | 0  | 0  | 0               | -2        |
| 4      | Lexi Blue       | 03:06   | 0-1       | 0-0       | 0-0       | 0 0 0                 | 0 0 0          | 0  | 0  | 0  | 0  | 0               | 0         |
| 5      | Cassidy Rowe    | 08:28   | 0-1       | 0-1       | 0-0       | 1 0 1                 | 1 0 0          | 1  | 0  | 1  | 0  | 1               | 9         |
| Team   |                 |         |           |           |           | 0 2 2                 | 0 0 0          | 0  | 0  | 0  | 0  | 0               |           |
| Totals |                 |         | 33-61     | 15-31     | 15-20     | 9                     | 32             | 41 | 19 | 20 | 96 | 20              | 10 4 1 18 |

Technical Fouls: Key 2<sup>nd</sup> 6:52

Vanderbilt - 78

## 2024-25 GAME-BY-GAME BOX SCORES

17

#12/12 KENTUCKY 78, GEORGIA 64

Jan. 19, 2025 | Stegeman Coliseum | Athens, Ga.

Official Basketball Box Score - Final  
**Kentucky at Georgia**  
01/19/25 Stegeman Coliseum, Athens  
2024-25 Women's BasketballGame Time: 2:00 PM  
Game Duration: 1:54  
Attendance: 3,071

Officials: Melissa Barlow, Timothy Greene, Salf Esfo

Kentucky - 78

Record: 16-1 (5-0)

| NO. Name          | Min     | FG<br>M-A | 3P<br>M-A | FT<br>M-A | Rebounds<br>OR DR TOT | Fouls<br>PF FD | TP | AS | TO | ST | Blocks<br>BS BA | +/- |
|-------------------|---------|-----------|-----------|-----------|-----------------------|----------------|----|----|----|----|-----------------|-----|
| 7 Teonni Key      | F 27:01 | 3-5       | 0-0       | 3-5       | 1 3 4                 | 4 3            | 9  | 0  | 5  | 1  | 0 0 3           |     |
| 32 Amelia Hassett | F 36:12 | 6-11      | 2-7       | 0-0       | 1 9 10                | 2 1            | 14 | 0  | 1  | 1  | 1 0 6           |     |
| 13 Clara Strack   | C 38:18 | 9-19      | 1-5       | 6-7       | 3 9 12                | 3 8            | 25 | 4  | 0  | 0  | 1 0 19          |     |
| 3 Georgia Amooore | G 38:18 | 9-20      | 5-12      | 1-2       | 1 0 1                 | 1 3            | 24 | 8  | 7  | 0  | 1 0 19          |     |
| 10 Dazia Lawrence | G 34:41 | 0-4       | 0-1       | 0-0       | 1 2 3                 | 1 2            | 0  | 3  | 1  | 2  | 0 0 17          |     |
| 17 Clara Silva    | 04:08   | 0-0       | 0-0       | 0-0       | 0 0 0                 | 1 0            | 0  | 0  | 1  | 0  | 0 0 -6          |     |
| 2 Saniah Tyler    | 19:40   | 1-1       | 1-1       | 0-0       | 1 2 3                 | 3 0            | 3  | 1  | 0  | 0  | 0 0 17          |     |
| 5 Cassidy Rowe    | 01:42   | 0-0       | 0-0       | 3-4       | 0 0 0                 | 2 3            | 0  | 1  | 0  | 0  | 0 0 -5          |     |
| Team              |         |           |           |           | 1 5 6                 |                |    |    |    |    |                 |     |
| Totals            |         | 28-60     | 9-26      | 13-18     | 9 30 39               | 15 19          | 78 | 16 | 16 | 4  | 3 0 14          |     |

Technical Fouls:NONE

| Shooting By Period |       |       |
|--------------------|-------|-------|
| 1st FG%            | 10-18 | 55.6% |
| 3PT%               | 3-7   | 42.9% |
| FT%                | 0-0   | 0%    |
| 2nd FG%            | 8-14  | 57.1% |
| 3PT%               | 2-6   | 33.3% |
| FT%                | 3-4   | 75%   |
| 3rd FG%            | 4-14  | 28.6% |
| 3PT%               | 2-7   | 28.6% |
| FT%                | 3-4   | 75%   |
| 4th FG%            | 6-14  | 42.9% |
| 3PT%               | 2-6   | 33.3% |
| FT%                | 7-10  | 70%   |
| GM FG%             | 28-60 | 46.7% |
| 3PT%               | 9-26  | 34.6% |
| FT%                | 13-18 | 72.2% |

Dead Ball Rebounds: 5, 0

Georgia - 64

Record: 9-11 (1-5)

| NO. Name             | Min     | FG<br>M-A | 3P<br>M-A | FT<br>M-A | Rebounds<br>OR DR TOT | Fouls<br>PF FD | TP | AS | TO | ST | Blocks<br>BS BA | +/- |
|----------------------|---------|-----------|-----------|-----------|-----------------------|----------------|----|----|----|----|-----------------|-----|
| 4 Miyah Verse        | F 23:52 | 1-3       | 0-0       | 2-4       | 3 7 10                | 5 2            | 4  | 0  | 0  | 1  | 0 1 -11         |     |
| 21 Fatima Diakhate   | C 35:25 | 3-6       | 0-0       | 1-1       | 1 5 6                 | 2 2            | 7  | 1  | 1  | 1  | 0 0 -8          |     |
| 0 Trinity Turner     | G 31:34 | 8-15      | 2-4       | 1-2       | 1 3 4                 | 0 1            | 19 | 1  | 2  | 1  | 0 0 -8          |     |
| 1 Asia Avinger       | G 34:26 | 2-10      | 0-2       | 4-4       | 1 3 4                 | 4 6            | 8  | 5  | 2  | 2  | 0 0 -22         |     |
| 23 Summer Davis      | G 18:55 | 2-5       | 1-4       | 0-0       | 0 0 0                 | 1 0            | 5  | 0  | 0  | 1  | 0 1 -9          |     |
| 10 De'Mauri Flournoy | G 35:13 | 7-17      | 4-9       | 1-1       | 0 4 4                 | 1 2            | 19 | 2  | 4  | 2  | 0 0 -13         |     |
| 33 Mia Woolfolk      | 11:50   | 0-4       | 0-0       | 2-4       | 2 0 2                 | 4 2            | 2  | 1  | 0  | 1  | 0 0 0           |     |
| 22 Nyah Leveretter   | 08:45   | 0-2       | 0-0       | 0-0       | 1 1 2                 | 2 0            | 0  | 0  | 1  | 0  | 0 1 -21         |     |
| Team                 |         |           |           |           | 1 0 1                 |                |    |    |    |    |                 |     |
| Totals               |         | 23-62     | 7-19      | 11-16     | 10 23 33              | 19 15          | 64 | 10 | 11 | 9  | 0 3 -14         |     |

Technical Fouls:NONE

| Shooting By Period |       |       |
|--------------------|-------|-------|
| 1st FG%            | 1-6   | 6.3%  |
| 3PT%               | 0-3   | 0.0%  |
| FT%                | 2-4   | 50%   |
| 2nd FG%            | 6-14  | 42.9% |
| 3PT%               | 3-4   | 75.0% |
| FT%                | 2-2   | 100%  |
| 3rd FG%            | 7-15  | 46.7% |
| 3PT%               | 2-5   | 40.0% |
| FT%                | 5-6   | 83.3% |
| 4th FG%            | 9-17  | 52.9% |
| 3PT%               | 2-7   | 28.6% |
| FT%                | 2-4   | 50%   |
| GM FG%             | 23-62 | 37.1% |
| 3PT%               | 7-19  | 36.8% |
| FT%                | 11-16 | 68.8% |

Dead Ball Rebounds: 4, 0

|                  | UK            | UGA           |
|------------------|---------------|---------------|
| Biggest lead     | 24 (2nd 7:14) | 0 (1st 10:00) |
| Best Scoring Run | 13 (2nd 9:51) | 8 (2nd 4:46)  |
| Lead Changes     | 0             |               |
| Times Tied       | 0             |               |
| Time with Lead   | 39:50         | 00:00         |

| Points from   | UK | UGA |
|---------------|----|-----|
| Turnovers     | 15 | 18  |
| Paint         | 28 | 22  |
| Second Chance | 11 | 6   |
| Fast Breaks   | 15 | 9   |
| Bench         | 6  | 21  |

| Period by Period Scoring |     |     |     |         |
|--------------------------|-----|-----|-----|---------|
|                          | 1st | 2nd | 3rd | 4th TOT |
| UK                       | 23  | 21  | 13  | 21 78   |
| UGA                      | 4   | 17  | 21  | 22 64   |

19

#11/11 KENTUCKY 89, ARKANSAS 69

Jan. 26, 2025 | Memorial Coliseum | Lexington, Ky.

Official Basketball Box Score - Final  
**Arkansas at Kentucky**  
01/26/25 Memorial Coliseum, Lexington  
2024-25 Women's BasketballGame Time: 12:00 PM  
Game Duration: 1:41  
Attendance: 4,870

Officials: Pulani Spurlock, Fatou Cissoko-Stephens, Salf Esfo

Arkansas - 69

Record: 8-14 (1-6)

| NO. Name                      |   | Min   | FG<br>M-A | 3P<br>M-A | FT<br>M-A | Rebounds<br>OR DR TOT | Fouls<br>PF FD | TP | AS | TO | ST | Blocks<br>BS BA | +/- |
|-------------------------------|---|-------|-----------|-----------|-----------|-----------------------|----------------|----|----|----|----|-----------------|-----|
| 22 Vera Ojenuwa               | C | 11:10 | 0-2       | 0-0       | 0-0       | 1 3 4                 | 2 2 0          | 0  | 0  | 1  | 0  | 1 0             | -15 |
| 1 Phoenix Stoltijn            | G | 14:42 | 0-1       | 0-1       | 0-0       | 0 0 0                 | 0 0 0          | 0  | 1  | 2  | 0  | 0 0             | -16 |
| 2 Kiki Smith                  | G | 10:14 | 1-3       | 1-2       | 0-0       | 0 1 1                 | 1 0 3          | 3  | 2  | 0  | 0  | 0 1             | -5  |
| 3 Izzy Higginbottom           | G | 35:42 | 10-25     | 3-7       | 9-10      | 0 2 2                 | 0 11           | 32 | 3  | 3  | 1  | 0 4             | -18 |
| 10 Cristina Sánchez Cerqueira | G | 22:50 | 1-6       | 1-4       | 1-2       | 0 5 5                 | 5 1 4          | 3  | 0  | 0  | 1  | 0 1             | -11 |
| 23 Carly Keats                |   | 25:46 | 5-12      | 4-7       | 0-0       | 0 2 2                 | 0 0 14         | 1  | 3  | 0  | 0  | 2 12            | -   |
| 20 Karley Johnson             |   | 21:07 | 0-2       | 0-0       | 0-0       | 0 3 3                 | 0 0 0          | 0  | 1  | 1  | 2  | 0 0             | -8  |
| 25 Danika Galea               |   | 14:00 | 0-1       | 0-0       | 0-0       | 1 0 1                 | 0 1 0          | 0  | 2  | 1  | 0  | 0 1             | -10 |
| 34 Jenna Lawrence             |   | 26:05 | 5-9       | 3-6       | 0-0       | 0 6 6                 | 5 0 13         | 0  | 1  | 0  | 3  | 1 3             | -3  |
| 44 Maryn Archer               |   | 05:47 | 0-0       | 0-0       | 3-4       | 1 0 1                 | 0 2 3          | 0  | 1  | 0  | 0  | 0 0             | -6  |
| 16 Pinja Paananen             |   | 04:00 | 0-0       | 0-0       | 0-0       | 0 1 1                 | 0 0 0          | 0  | 0  | 0  | 0  | 0 0             | 0   |
| 15 Jada Bates                 |   | 07:37 | 0-0       | 0-0       | 0-0       | 0 1 1                 | 0 0 0          | 0  | 1  | 0  | 0  | 0 0             | 4   |
| Team                          |   |       |           |           |           | 1 2 3                 |                |    |    |    |    |                 |     |
| Totals                        |   | 22-61 | 12-29     | 13-16     | 4         | 26 30                 | 13 17          | 69 | 11 | 14 | 4  | 4 10            | -20 |

Technical Fouls:NONE

| Shooting By Period |       |       |
|--------------------|-------|-------|
| 1st FG%            | 4-16  | 25.0% |
| 3PT%               | 2-8   | 25.0% |
| FT%                | 0-0   | 0%    |
| 2nd FG%            | 5-17  | 29.4% |
| 3PT%               | 3-9   | 33.3% |
| FT%                | 5-6   | 83.3% |
| 3rd FG%            | 9-17  | 52.9% |
| 3PT%               | 5-7   | 71.4% |
| FT%                | 2-2   | 100%  |
| 4th FG%            | 1-1   | 36.4% |
| 3PT%               | 2-5   | 40.0% |
| FT%                | 6-8   | 75%   |
| GM FG%             | 22-61 | 36.1% |
| 3PT%               | 12-29 | 41.4% |
| FT%                | 13-16 | 81.3% |

Dead Ball Rebounds: 4, 0

Kentucky - 89

Record: 17-2 (6-1)

| NO. Name          | Min     | FG<br>M-A | 3P<br>M-A | FT<br>M-A | Rebounds<br>OR DR TOT | Fouls<br>PF FD | TP | AS | TO | ST | Blocks<br>BS BA | +/- |
|-------------------|---------|-----------|-----------|-----------|-----------------------|----------------|----|----|----|----|-----------------|-----|
| 7 Teonni Key      | F 29:57 | 4-9       | 1-3       | 4-6       | 2 9 11                | 2 3            | 13 | 1  | 2  | 2  | 1 0 17          |     |
| 32 Amelia Hassett | F 35:29 | 4-10      | 4-8       | 2-2       | 0 7 7                 | 0 1            | 14 | 4  | 1  | 1  | 4 1 25          |     |
| 13 Clara Strack   | C 25:18 | 7-14      | 1-3       | 2-4       | 2 8 10                | 4 2            | 17 | 1  | 0  | 0  | 4 1 13          |     |
| 3 Georgia Amooore | G 35:25 | 7-12      | 1-3       | 4-4       | 0 3 3                 | 2 2            | 19 | 8  | 5  | 2  | 0 0 22          |     |
| 10 Dazia Lawrence | G 31:34 | 5-10      | 4-8       | 0-0       | 1 1 3                 | 0 0            | 14 | 1  | 2  | 2  | 1 0 16          |     |
| 2 Saniah Tyler    | 20:19   | 1-2       | 1-1       | 0-0       | 1 1 2                 | 3 0            | 1  | 0  | 1  | 0  | 1 1 -5          |     |
| 17 Clara Silva    | 08:42   | 1-4       | 0-0       | 2-4       | 3 2 5                 | 1 2            | 4  | 1  | 0  | 0  | 0 1 11          |     |
| 4 Lexi Blue       | 09:25   | 1-2       | 1-2       | 2-2       | 1 2 3                 | 2 1            | 5  | 0  | 1  | 0  | 0 0 -1          |     |
| 5 Cassidy Rowe    | 03:51   | 0-0       | 0-0       | 0-0       | 0 0 0                 | 0 2            | 0  | 0  | 0  | 0  | 0 0 -8          |     |
| Team              |         |           |           |           | 1 1 2                 |                |    |    |    |    |                 |     |
| Totals            |         | 30-63     | 13-28     | 16-22     | 10 34 44              | 17 13          | 89 | 17 | 11 | 8  | 10 4 20         |     |

Technical Fouls:NONE

| Shooting By Period |       |       |
|--------------------|-------|-------|
| 1st FG%            | 9-14  | 64.3% |
| 3PT%               | 3-5   | 60.0% |
| FT%                | 8-10  | 80%   |
| 2nd FG%            | 5-17  | 29.4% |
| 3PT%               | 3-10  | 30.0% |
| FT%                | 2-2   | 100%  |
| 3rd FG%            | 13-19 | 68.4% |
| 3PT%               | 7-10  | 70.0% |
| FT%                | 0-0   | 0%    |
| 4th FG%            | 3-13  | 23.1% |
| 3PT%               | 0-3   | 0.0%  |
| FT%                | 6-10  | 60%   |
| GM FG%             | 30-63 | 47.6% |
| 3PT%               | 13-28 | 46.4% |
| FT%                | 16-22 | 72.7% |

Dead Ball Rebounds: 3, 0

|                  | ARK                       | UK                        |
|------------------|---------------------------|---------------------------|
| Biggest lead     | 0 (1 <sup>st</sup> 10:00) | 27 (3 <sup>rd</sup> 2:12) |
| Best Scoring Run | 8(2 <sup>nd</sup> 2:29)   | 12(1 <sup>st</sup> 0:09)  |
| Lead Changes     |                           |                           |
| Times Tied       | 0                         |                           |
| Time with Lead   | 00:00                     | 39:38                     |

| Points from   | ARK | UK |
|---------------|-----|----|
| Turnovers     | 7   | 19 |
| Paint         | 18  | 32 |
| Second Chance | 6   | 11 |
| Fast Breaks   | 1   | 10 |
| Bench         | 30  | 12 |

| Period by Period Scoring |     |     |     |     |     |
|--------------------------|-----|-----|-----|-----|-----|
|                          | 1st | 2nd | 3rd | 4th | TOT |
| ARK                      | 10  | 18  | 25  | 16  | 69  |
| UK                       | 29  | 15  | 33  | 12  | 89  |

18

TEXAS A&amp;M 61, #11/11 KENTUCKY 55

Jan. 23, 2025 | Reed Arena | Bryan-College Station, Texas

Official Basketball Box Score - Final  
**Kentucky at Texas A&M**  
01/23/25 Reed Arena, Bryan-College Station  
2024-25 Women's BasketballGame Time: 6:00 PM  
Game Duration: 1:54  
Attendance: 3,044

Officials: Angelica Suffren, Brian Hall, Talisa Green

Kentucky - 55

Record: 16-2 (5-1)

| NO. Name          | Min     | FG<br>M-A | 3P<br>M-A | FT<br>M-A | Rebounds<br>OR DR TOT | Fouls<br>PF FD | TP | AS | TO | ST | Blocks<br>BS BA | +/- |
|-------------------|---------|-----------|-----------|-----------|-----------------------|----------------|----|----|----|----|-----------------|-----|
| 7 Teonni Key      | F 36:19 | 8-16      | 1-4       | 3-4       | 3 6 9                 | 4 3            | 20 | 0  | 2  | 1  | 0 0 0           | -10 |
| 32 Amelia Hassett | F 29:39 | 0-3       | 0-2       | 0-0       | 0 5 5                 | 4 0            | 0  | 1  | 1  | 1  | 0 0 1           | -9  |
| 13 Clara Strack   | C 21:51 | 2-12      | 0-2       | 2-2       | 2 3 5                 | 4 1            | 6  | 1  | 2  | 0  | 0 0 0           | -9  |
| 3 Georgia Amooore | G 38:49 | 5-18      | 0-8       | 5-6       | 0 3 3                 | 1 5            | 15 | 5  | 4  | 1  | 0 2 -9          |     |
| 10 Dazia Lawrence | G 36:40 | 3-7       | 0-1       | 2-3       | 2 3 5                 | 3 3            | 8  | 1  | 0  | 0  | 0 2 -6          |     |
| 17 Clara Silva    | 16:07   | 1-3       | 0-0       | 2-2       | 1 3 4                 | 1 2            | 4  | 0  | 1  | 0  | 0 0 0           | 6   |
| 2 Saniah Tyler    | 20:55   | 1-5       | 0-1       | 0-0       | 0 2 2                 | 1 1            | 2  | 0  | 0  | 1  | 0 1 -2          |     |
| Team              |         |           |           |           | 4 3 7                 |                |    |    |    |    |                 |     |
| Totals            |         | 20-64     | 1-18      | 14-17     | 12 28 40              | 18 15          | 55 | 8  | 10 | 4  | 0 6 -6          |     |

Technical Fouls:NONE

| Shooting By Period |       |       |
|--------------------|-------|-------|
| 1st FG%            | 4-18  | 22.2% |
| 3PT%               | 0-7   | 0.0%  |
| FT%                | 6-6   | 100%  |
| 2nd FG%            | 8-14  | 57.1% |
| 3PT%               | 0-1   | 0.0%  |
| FT%                | 0-0   | 0%    |
| 3rd FG%            | 6-17  | 35.3% |
| 3PT%               | 0-2   | 0.0%  |
| FT%                | 4-5   | 80%   |
| 4th FG%            | 2-15  | 13.3% |
| 3PT%               | 1-8   | 12.5% |
| FT%                | 4-6   | 66.7% |
| GM FG%             | 20-64 | 31.3% |
| 3PT%               | 1-18  | 5.6%  |
| FT%                | 14-17 | 82.4% |

Dead Ball Rebounds: 2, 0

Texas A&amp;M - 61

Record: 10-8 (3-3)

| NO. Name              |   | Min   | FG<br>M-A | 3P<br>M-A | FT<br>M-A | Rebounds<br>OR DR TOT | Fouls<br>PF FD | TP | AS | TO | ST | Blocks<br>BS BA | +/- |
|-----------------------|---|-------|-----------|-----------|-----------|-----------------------|----------------|----|----|----|----|-----------------|-----|
| 32 Lauren Ware        | F | 26:35 | 5-8       | 0-1       | 0-0       | 0 3 3                 | 4 0            | 10 | 0  | 0  | 0  | 4               | 14  |
| 5 Aicha Coulibaly     | G | 25:51 | 8-19      | 0-1       | 5-8       | 1 6 7                 | 2 6            | 21 | 3  | 1  | 0  | 1               | 8   |
| 15 Solé Williams      | G | 25:58 | 1-4       | 1-4       | 4-4       | 0 5 5                 | 0 4            | 7  | 2  | 1  | 1  | 0               | 9   |
| 20 Janae Kent         | G | 19:05 | 0-3       | 0-0       | 0-2       | 0 2 2                 | 1 1            | 0  | 0  | 1  | 0  | 0               | 1   |
| 24 Sahara Jones       | G | 32:47 | 2-8       | 0-0       | 3 7 10    | 2 3 4                 | 2 4            | 2  | 4  | 1  | 0  | 0               | 4   |
| 7 Kyndall Hunter      |   | 12:39 | 2-4       | 1-2       | 0-0       | 0 1 1                 | 1 0            | 5  | 0  | 0  | 1  | 0               | -9  |
| 3 Erica Moon          |   | 17:51 | 1-2       | 0-1       | 0-0       | 0 2 2                 | 4 2            | 2  | 2  | 2  | 0  | 1               | 3   |
| 13 Jada Malone        |   | 09:08 | 0-2       | 0-0       | 0-0       | 1 0 1                 | 0 1            | 0  | 0  | 1  | 1  | 0               | -13 |
| 21 Taliyah Parker     |   | 15:25 | 4-4       | 1-1       | 0-0       | 1 2 3                 | 1 1            | 9  | 1  | 2  | 0  | 0               | 10  |
| 23 Amirah Abdur-Rahim |   | 14:41 | 1-2       | 1-1       | 0-0       | 0 3 3                 | 0 0            | 3  | 2  | 0  | 0  | 0               | 3   |

# Head Coach KENNY BROOKS

  
@CoachBrooksUK



| YEAR-BY-YEAR AS A HEAD COACH |               |                |                |                           |                     |
|------------------------------|---------------|----------------|----------------|---------------------------|---------------------|
| Year                         | School        | Record         | Conf.          | Conf. Finish              | Postseason          |
| 2024-25                      | Kentucky      | 18-2           | 7-1            |                           |                     |
| 2023-24                      | Virginia Tech | 25-8           | 14-4           | 1                         | NCAA Second Round   |
| 2022-23                      | Virginia Tech | 31-5           | 14-4           | T2 – ACC Tourn. Champions | NCAA Final Four     |
| 2021-22                      | Virginia Tech | 23-10          | 13-5           | T3                        | NCAA First Round    |
| 2020-21                      | Virginia Tech | 15-10          | 8-8            | 7                         | NCAA Second Round   |
| 2019-20                      | Virginia Tech | 21-9           | 11-7           | T4                        | Postseason Canceled |
| 2018-19                      | Virginia Tech | 22-12          | 6-10           | 10                        | WNIT Third Round    |
| 2017-18                      | Virginia Tech | 23-14          | 6-10           | 9                         | WNIT Runner Up      |
| 2016-17                      | Virginia Tech | 20-14          | 4-12           | 11                        | WNIT Quarterfinals  |
| 2015-16                      | JMU           | 27-6           | 17-1           | 1 – CAA Tourn. Champions  | NCAA First Round    |
| 2014-15                      | JMU           | 29-4           | 17-1           | 1 – CAA Tourn. Champions  | NCAA First Round    |
| 2013-14                      | JMU           | 29-6           | 15-1           | 1 – CAA Tourn. Champions  | NCAA Second Round   |
| 2012-13                      | JMU           | 25-11          | 15-3           | 2                         | WNIT Quarterfinals  |
| 2011-12                      | JMU           | 29-8           | 14-4           | 2                         | WNIT Runner Up      |
| 2010-11                      | JMU           | 26-8           | 16-2           | 1 – CAA Tourn. Champions  | NCAA First Round    |
| 2009-10                      | JMU           | 26-7           | 13-5           | 2 – CAA Tourn. Champions  | NCAA First Round    |
| 2008-09                      | JMU           | 24-10          | 14-4           | 3                         | WNIT Second Round   |
| 2007-08                      | JMU           | 24-10          | 14-4           | 2                         | WNIT Quarterfinals  |
| 2006-07                      | JMU           | 27-6           | 16-2           | 2                         | NCAA First Round    |
| 2005-06                      | JMU           | 24-7           | 14-4           | 2                         | WNIT First Round    |
| 2004-05                      | JMU           | 18-11          | 10-8           | 4                         | --                  |
| 2003-04                      | JMU           | 13-18          | 7-10           | 7                         | --                  |
| 2002-03                      | JMU           | 16-10          | 11-7           | 4                         | --                  |
| <b>Total</b>                 |               |                |                |                           |                     |
|                              | Kentucky      | 18-2 (.900)    | 7-1 (.875)     |                           |                     |
|                              | Virginia Tech | 180-82 (.687)  | 76-60 (.559)   |                           |                     |
|                              | JMU           | 337-122 (.734) | 193-56 (.775)  |                           |                     |
|                              | Overall       | 535-206 (.722) | 275-117 (.702) |                           |                     |

535

Career Wins

1

Losing Season in 22 Seasons

11

Regular-Season and Conference  
Tournament Championships

10

NCAA Tournament Appearances

6

WNBA Draft Picks (since 2015)

## About Kenny Brooks:

- Kenny Brooks, who took Virginia Tech to the 2023 NCAA Final Four and won the 2024 Atlantic Coast Conference regular-season championship, was named the ninth head coach of the University of Kentucky women's basketball program on March 26, 2024.
- Prior to Lexington, Brooks boasted a 517-204 (.717) career record through 22 seasons as a head coach. He has compiled five Colonial Athletic Association Tournament titles, four CAA regular-season titles, one ACC Tournament title, one ACC regular-season title, 10 NCAA Tournament appearances and one Final Four.
- Brooks arrived in Lexington after serving eight seasons as the head coach at Virginia Tech. Under his guidance, the Hokies enjoyed eight consecutive winning seasons (2017-24) and made four straight appearances in the NCAA Tournament (2021-24). He also produced a record amount of ACC win totals, ranked wins and postseason accolades in that time.
- Most recently, Virginia Tech is coming off the program's first ACC regular-season championship and a four seed in the NCAA Tournament in 2024. Just a season before that, he led Tech to the program's first ACC Tournament title and earned a one seed in the NCAA Tournament. That same season, the Hokies defeated Chattanooga, South Dakota State, Tennessee and Ohio State to advance to the program's first Final Four.
- A 1992 graduate of James Madison, Brooks played for three seasons under coach Lefty Driesell and made two NIT appearances, while also earning a degree in business management. He began his coaching career as a part-time assistant for the 1993-94 JMU men's squad that won the CAA Tournament and advanced to the NCAA Tournament. Then, after four seasons as an assistant for the men's program at Virginia Military Institute (1994-98), he moved back to his alma mater as a men's assistant from 1998-2002. He was named interim women's head coach on Dec. 6, 2002 before taking over those duties on a full-time basis on March 21, 2003.
- Brooks and his wife, Chrissy, have four children, Kendyl, Chloe, Gabby and Nicholas.



JORDAN OBI

#0 • GUARD • GS • 6-1

HARTFORD, CONN. / CHOATE ROSEMARY HALL / PENNSYLVANIA

2024-25 (GRADUATE STUDENT)

| Opponents            | Min. | FG | 3P | FT                                  | O-D-T | PF | Pts | A | TO | Stl | Blk |
|----------------------|------|----|----|-------------------------------------|-------|----|-----|---|----|-----|-----|
| USC Upstate          |      |    |    | Out Indefinitely (Lower Leg Injury) |       |    |     |   |    |     |     |
| Northern Kentucky    |      |    |    | Out Indefinitely (Lower Leg Injury) |       |    |     |   |    |     |     |
| Wofford              |      |    |    | Out Indefinitely (Lower Leg Injury) |       |    |     |   |    |     |     |
| Louisville           |      |    |    | Out Indefinitely (Lower Leg Injury) |       |    |     |   |    |     |     |
| Purdue Fort Wayne    |      |    |    | Out Indefinitely (Lower Leg Injury) |       |    |     |   |    |     |     |
| vs. Arizona State*   |      |    |    | Out Indefinitely (Lower Leg Injury) |       |    |     |   |    |     |     |
| vs. Illinois*        |      |    |    | Out Indefinitely (Lower Leg Injury) |       |    |     |   |    |     |     |
| at North Carolina\$  |      |    |    | Out Indefinitely (Lower Leg Injury) |       |    |     |   |    |     |     |
| Queens               |      |    |    | Out Indefinitely (Lower Leg Injury) |       |    |     |   |    |     |     |
| at Purdue            |      |    |    | Out Indefinitely (Lower Leg Injury) |       |    |     |   |    |     |     |
| Belmont              |      |    |    | Out Indefinitely (Lower Leg Injury) |       |    |     |   |    |     |     |
| Western Kentucky     |      |    |    | Out Indefinitely (Lower Leg Injury) |       |    |     |   |    |     |     |
| Mississippi State    |      |    |    | Out Indefinitely (Lower Leg Injury) |       |    |     |   |    |     |     |
| at Vanderbilt        |      |    |    | Out Indefinitely (Lower Leg Injury) |       |    |     |   |    |     |     |
| at Florida           |      |    |    | Out Indefinitely (Lower Leg Injury) |       |    |     |   |    |     |     |
| Auburn               |      |    |    | Out Indefinitely (Lower Leg Injury) |       |    |     |   |    |     |     |
| at Georgia           |      |    |    | Out Indefinitely (Lower Leg Injury) |       |    |     |   |    |     |     |
| at Texas A&M         |      |    |    | Out Indefinitely (Lower Leg Injury) |       |    |     |   |    |     |     |
| Arkansas             |      |    |    | Out Indefinitely (Lower Leg Injury) |       |    |     |   |    |     |     |
| Alabama              |      |    |    | Out Indefinitely (Lower Leg Injury) |       |    |     |   |    |     |     |
| at Oklahoma          |      |    |    |                                     |       |    |     |   |    |     |     |
| at Ole Miss          |      |    |    |                                     |       |    |     |   |    |     |     |
| Texas                |      |    |    |                                     |       |    |     |   |    |     |     |
| Georgia              |      |    |    |                                     |       |    |     |   |    |     |     |
| at Missouri          |      |    |    |                                     |       |    |     |   |    |     |     |
| LSU                  |      |    |    |                                     |       |    |     |   |    |     |     |
| Tennessee            |      |    |    |                                     |       |    |     |   |    |     |     |
| at South Carolina    |      |    |    |                                     |       |    |     |   |    |     |     |
| *Music City Classic  |      |    |    |                                     |       |    |     |   |    |     |     |
| \$ SEC/ACC Challenge |      |    |    |                                     |       |    |     |   |    |     |     |

EXTRA STATS ...

24-25 Career

|                |    |
|----------------|----|
| 10+ Points     | 65 |
| 15+ Points     | 43 |
| 20+ Points     | 15 |
| 25+ Points     | 3  |
| 30+ Points     | 2  |
| 35+ Points     |    |
| 40+ Points     |    |
| Made 3+ 3FG    | 7  |
| 10+ Rebs       | 23 |
| Double-dbls    | 19 |
| 3+ Assists     | 24 |
| 2+ Steals      | 19 |
| Led UK in Pts  |    |
| Led UK in Rebs |    |
| Led UK in Asts |    |
| Led UK in Stls |    |
| Led UK in Blks |    |

CAREER HIGHS

|                 |                                     |
|-----------------|-------------------------------------|
| POINTS:         | 30 AT MERRIMACK, 12/08/23           |
| FGM:            | 11 (2x) LAST AT MERRIMACK, 12/08/23 |
| FGA:            | 19 (2x) LAST AT YALE, 01/22/22      |
| FTM:            | 11 VS. BROWN, 02/02/24              |
| FTA:            | 13 (2x) LAST AT YALE, 02/16/24      |
| 3FGM:           | 5 AT ST. JOSEPH'S, 11/15/22         |
| 3FGA:           | 9 AT ST. JOSEPH'S, 11/15/22         |
| O-REBOUNDS:     | 5 AT BROWN, 02/18/23                |
| D-REBOUNDS:     | 13 (2x) LAST VS. COLUMBIA, 01/07/23 |
| TOTAL REBOUNDS: | 15 VS. CORNELL, 01/06/23            |
| ASSISTS:        | 7 (3x) LAST VS. HARVARD, 03/02/24   |
| BLOCKS:         | 4 AT UC SAN DIEGO, 11/26/23         |
| STEALS:         | 6 VS. MARIST, 11/11/23              |
| MINUTES:        | 42 VS. YALE, 02/03/24               |

SEASON HIGHS

|                 |    |
|-----------------|----|
| POINTS:         | -- |
| FGM:            | -- |
| FGA:            | -- |
| FTM:            | -- |
| FTA:            | -- |
| 3FGM:           | -- |
| 3FGA:           | -- |
| O-REBOUNDS:     | -- |
| D-REBOUNDS:     | -- |
| TOTAL REBOUNDS: | -- |
| ASSISTS:        | -- |
| BLOCKS:         | -- |
| STEALS:         | -- |
| MINUTES:        | -- |

|              |      |       |           | Field Goals |      | 3-Point  |      | F-Throws |      | Rebounds |     |     |     |       |     |     |     |     | Scoring |      |
|--------------|------|-------|-----------|-------------|------|----------|------|----------|------|----------|-----|-----|-----|-------|-----|-----|-----|-----|---------|------|
| SEASON       | TEAM | GP-GS | MIN/AVG   | FG-FGA      | FG%  | 3FG-3FGA | 3FG% | FT-FTA   | FT%  | OFF      | DEF | TOT | AVG | PF-FO | A   | TO  | BLK | STL | PTS     | AVG  |
| 2021-22      | Penn | 26-26 | 859/33.0  | 134-330     | .406 | 21-73    | .288 | 74-102   | .725 | 49       | 147 | 196 | 7.5 | 62-3  | 43  | 94  | 30  | 19  | 363     | 14.0 |
| 2022-23      | Penn | 29-28 | 931/32.1  | 145-330     | .439 | 33-93    | .355 | 43-58    | .741 | 38       | 182 | 220 | 7.6 | 57-1  | 57  | 81  | 17  | 27  | 366     | 12.6 |
| 2023-24      | Penn | 28-28 | 957/34.2  | 149-344     | .433 | 34-88    | .386 | 81-98    | .827 | 41       | 174 | 215 | 7.7 | 59-0  | 65  | 84  | 38  | 26  | 413     | 14.8 |
| TOTAL FOR UK |      | 0-0   | 0/0.0     | 0-0         | .000 | 0-0      | .000 | 0-0      | .000 | 0        | 0   | 0   | 0.0 | 0-0   | 0   | 0   | 0   | 0   | 0       | 0.0  |
| TOTAL        |      | 83-82 | 2747/33.1 | 428-1004    | .426 | 88-254   | .346 | 198-258  | .767 | 128      | 503 | 631 | 7.6 | 178-4 | 165 | 259 | 85  | 72  | 1142    | 13.8 |







SANIAH TYLER

#2 • GUARD • JR • 5-6

FLORISSANT, MO. / INCARNATE WORD ACADEMY

 stthepg\_

 \_saniah\_tyler31

| EXTRA STATS ... |   |    |
|-----------------|---|----|
| 24-25 Career    |   |    |
| 10+ Points      | 1 | 18 |
| 15+ Points      |   | 6  |
| 20+ Points      |   | 2  |
| 25+ Points      |   |    |
| 30+ Points      |   |    |
| 35+ Points      |   |    |
| 40+ Points      |   |    |
| Made 3+ 3FG     | 1 | 12 |
| 10+ Rebs        |   |    |
| Double-dbls     |   |    |
| 3+ Assists      |   | 1  |
| 2+ Steals       | 1 | 6  |
| Led UK in Pts   |   | 8  |
| Led UK in Rebs  |   |    |
| Led UK in Asts  |   |    |
| Led UK in Stls  | 1 | 6  |
| Led UK in Blks  |   | 1  |

| Opponents            | Min.  | FG  | 3P  | FT  | O-D-T | PF | Pts | A | TO | Stl | Blk |
|----------------------|-------|-----|-----|-----|-------|----|-----|---|----|-----|-----|
| USC Upstate          | 5:26  | 0-2 | 0-1 | 0-0 | 0-0-0 | 0  | 0   | 0 | 0  | 0   | 0   |
| Northern Kentucky    | 3:19  | 0-0 | 0-0 | 0-0 | 0-1-1 | 0  | 0   | 0 | 0  | 0   | 0   |
| Wofford              | 7:28  | 0-1 | 0-1 | 2-2 | 0-2-2 | 1  | 2   | 0 | 0  | 1   | 0   |
| Louisville           |       |     |     |     | DNP   |    |     |   |    |     |     |
| Purdue Fort Wayne    |       |     |     |     | DNP   |    |     |   |    |     |     |
| vs. Arizona State*   |       |     |     |     | DNP   |    |     |   |    |     |     |
| vs. Illinois*        |       |     |     |     | DNP   |    |     |   |    |     |     |
| at North Carolina\$  |       |     |     |     | DNP   |    |     |   |    |     |     |
| Queens               | 11:48 | 1-3 | 1-3 | 0-0 | 0-1-1 | 0  | 3   | 2 | 0  | 0   | 0   |
| at Purdue            | 02:29 | 0-0 | 0-0 | 0-0 | 0-1-1 | 0  | 0   | 0 | 0  | 0   | 0   |
| Belmont              | 01:56 | 0-0 | 0-0 | 0-0 | 0-0-0 | 0  | 0   | 0 | 0  | 0   | 0   |
| Western Kentucky     | 15:54 | 4-5 | 3-4 | 0-0 | 0-0-0 | 4  | 11  | 0 | 1  | 0   | 0   |
| Mississippi State    | 16:40 | 1-2 | 1-2 | 0-0 | 0-1-1 | 1  | 3   | 0 | 2  | 0   | 0   |
| at Vanderbilt        | 04:22 | 0-0 | 0-0 | 2-2 | 0-0-0 | 0  | 2   | 0 | 0  | 0   | 0   |
| at Florida           | 19:10 | 1-2 | 0-1 | 0-0 | 0-0-0 | 2  | 2   | 2 | 1  | 2   | 0   |
| Auburn               | 13:44 | 0-1 | 0-0 | 1-2 | 0-1-1 | 1  | 1   | 0 | 0  | 0   | 0   |
| at Georgia           | 19:40 | 1-1 | 1-1 | 0-0 | 1-2-3 | 3  | 3   | 1 | 0  | 0   | 0   |
| at Texas A&M         | 20:55 | 1-5 | 0-1 | 0-0 | 0-2-2 | 1  | 2   | 0 | 0  | 1   | 0   |
| Arkansas             | 20:19 | 1-2 | 1-1 | 0-0 | 1-1-2 | 3  | 3   | 1 | 0  | 1   | 0   |
| Alabama              | 22:46 | 3-7 | 2-5 | 0-0 | 0-1-1 | 1  | 8   | 0 | 0  | 0   | 0   |
| at Oklahoma          |       |     |     |     |       |    |     |   |    |     |     |
| at Ole Miss          |       |     |     |     |       |    |     |   |    |     |     |
| Texas                |       |     |     |     |       |    |     |   |    |     |     |
| Georgia              |       |     |     |     |       |    |     |   |    |     |     |
| at Missouri          |       |     |     |     |       |    |     |   |    |     |     |
| LSU                  |       |     |     |     |       |    |     |   |    |     |     |
| Tennessee            |       |     |     |     |       |    |     |   |    |     |     |
| at South Carolina    |       |     |     |     |       |    |     |   |    |     |     |
| *Music City Classic  |       |     |     |     |       |    |     |   |    |     |     |
| \$ SEC/ACC Challenge |       |     |     |     |       |    |     |   |    |     |     |

| CAREER HIGHS    |   |
|-----------------|---|
| POINTS:         | 22 (2X) LAST AT MISSISSIPPI STATE, 02/22/24 |
| FGM:            | 8 VS. LIPSCOMB, 12/21/23                    |
| FGA:            | 18 VS. AUSTIN PEAY, 11/14/23                |
| FTM:            | 6 AT TENNESSEE, 03/07/24                    |
| FTA:            | 7 AT TENNESSEE, 03/07/24                    |
| 3FGM:           | 6 AT MISSISSIPPI STATE, 02/22/24            |
| 3FGA:           | 13 VS. AUSTIN PEAY, 11/14/23                |
| O-REBOUNDS:     | 2 (3X) LAST VS. SOUTH CAROLINA, 02/25/24    |
| D-REBOUNDS:     | 4 VS. TENNESSEE TECH, 12/03/23              |
| TOTAL REBOUNDS: | 4 (4X) LAST VS. MISSISSIPPI STATE, 02/01/24 |
| ASSISTS:        | 3 VS. BOSTON COLLEGE, 11/30/23              |
| BLOCKS:         | 1 AT TENNESSEE, 01/07/24                    |
| STEALS:         | 3 (2X) LAST VS. BOSTON COLLEGE, 11/30/23    |
| MINUTES:        | 37 VS. MINNESOTA, 12/06/23                  |

| SEASON HIGHS    |                                     |
|-----------------|-------------------------------------|
| POINTS:         | 11 VS. WESTERN KENTUCKY, 12/28/24   |
| FGM:            | 4 VS. WESTERN KENTUCKY, 12/28/24    |
| FGA:            | 7 VS. ALABAMA, 01/30/25             |
| FTM:            | 2 (2X) LAST AT VANDERBILT, 01/05/25 |
| FTA:            | 2 (3X) LAST VS. AUBURN, 01/12/25    |
| 3FGM:           | 3 VS. WESTERN KENTUCKY, 12/28/24    |
| 3FGA:           | 5 VS. ALABAMA, 01/30/25             |
| O-REBOUNDS:     | 1 (2X) LAST VS. ARKANSAS, 01/26/25  |
| D-REBOUNDS:     | 2 (3X) LAST AT TEXAS A&M, 01/23/25  |
| TOTAL REBOUNDS: | 3 AT GEORGIA, 01/19/25              |
| ASSISTS:        | 2 (2X) LAST AT FLORIDA, 01/09/25    |
| BLOCKS:         | --                                  |
| STEALS:         | 2 AT FLORIDA, 01/09/25              |
| MINUTES:        | 23 VS. ALABAMA, 01/30/25            |

|         |      |       |           | Field Goals |      | 3-Point  |      | F-Throws |      | Rebounds |     |     |     |       |    |    |     |     | Scoring |      |
|---------|------|-------|-----------|-------------|------|----------|------|----------|------|----------|-----|-----|-----|-------|----|----|-----|-----|---------|------|
| SEASON  | TEAM | GP-GS | MIN/AVG   | FG-FGA      | FG%  | 3FG-3FGA | 3FG% | FT-FTA   | FT%  | OFF      | DEF | TOT | AVG | PF-FO | A  | TO | BLK | STL | PTS     | AVG  |
| 2022-23 | UK   | 9-0   | 25/2.8    | 2-11        | .182 | 2-7      | .286 | 0-1      | .000 | 0        | 2   | 2   | 0.2 | 7-0   | 0  | 1  | 0   | 2   | 6       | 0.7  |
| 2023-24 | UK   | 32-13 | 859/26.9  | 115-335     | .343 | 61-177   | .345 | 35-50    | .700 | 14       | 44  | 58  | 1.8 | 70-2  | 19 | 42 | 1   | 21  | 326     | 10.2 |
| 2024-25 | UK   | 15-0  | 186/12.4  | 13-31       | .419 | 9-20     | .450 | 5-6      | .833 | 2        | 13  | 15  | 1.0 | 17-0  | 6  | 4  | 0   | 5   | 40      | 2.7  |
| TOTAL   |      | 56-13 | 1070/19.1 | 130-377     | .345 | 72-204   | .353 | 40-57    | .702 | 16       | 59  | 75  | 1.3 | 94-2  | 25 | 47 | 1   | 28  | 372     | 6.6  |



# GEORGIA AMOORE

#3 • GUARD • GS • 5-6

BALLARAT, VICTORIA, AUSTRALIA / LORETTO COLLEGE BALLARAT (BALLARAT RUSH) / VIRGINIA TECH

## 2024-25 (GRADUATE STUDENT)

| Opponents            | Min.  | FG   | 3P   | FT  | O-D-T | PF | Pts | A  | TO | Stl | Blk |
|----------------------|-------|------|------|-----|-------|----|-----|----|----|-----|-----|
| USC Upstate          | 30:02 | 2-8  | 1-6  | 6-7 | 0-6-6 | 3  | 11  | 10 | 2  | 1   | 0   |
| Northern Kentucky    | 36:41 | 5-13 | 1-5  | 2-2 | 3-2-5 | 1  | 13  | 8  | 2  | 1   | 3   |
| Wofford              | 33:13 | 5-14 | 1-6  | 0-0 | 0-3-3 | 1  | 11  | 7  | 1  | 1   | 0   |
| Louisville           | 45:00 | 7-17 | 3-9  | 2-2 | 0-1-1 | 2  | 19  | 9  | 8  | 2   | 1   |
| Purdue Fort Wayne    | 40:00 | 7-18 | 4-9  | 5-6 | 2-2-4 | 2  | 23  | 7  | 2  | 0   | 1   |
| Arizona State*       | 37:39 | 7-16 | 2-6  | 4-4 | 0-0-0 | 1  | 20  | 9  | 5  | 3   | 0   |
| Illinois*            | 36:14 | 4-17 | 0-8  | 0-0 | 0-1-1 | 3  | 8   | 8  | 2  | 2   | 0   |
| at North Carolina\$  | 40:00 | 4-12 | 0-5  | 2-2 | 0-0-0 | 4  | 10  | 8  | 1  | 1   | 0   |
| Queens               | 22:57 | 5-12 | 3-7  | 7-8 | 0-1-1 | 2  | 20  | 4  | 2  | 0   | 1   |
| at Purdue            | 35:40 | 8-15 | 2-7  | 3-3 | 0-2-2 | 0  | 21  | 2  | 3  | 2   | 0   |
| Belmont              | 32:52 | 8-17 | 7-13 | 0-0 | 0-3-3 | 3  | 23  | 5  | 3  | 0   | 0   |
| Western Kentucky     | 29:35 | 8-15 | 3-6  | 2-2 | 0-3-3 | 3  | 21  | 9  | 2  | 0   | 0   |
| Mississippi State    | 34:46 | 9-18 | 7-10 | 2-2 | 0-1-1 | 0  | 27  | 9  | 2  | 1   | 0   |
| at Vanderbilt        | 38:58 | 8-18 | 3-10 | 5-5 | 0-2-2 | 3  | 24  | 9  | 4  | 0   | 0   |
| at Florida           | 34:28 | 8-17 | 1-6  | 1-4 | 2-3-5 | 1  | 18  | 4  | 6  | 4   | 0   |
| Auburn               | 37:53 | 7-17 | 1-4  | 6-6 | 0-2-2 | 2  | 21  | 11 | 3  | 1   | 0   |
| at Georgia           | 38:18 | 9-20 | 5-12 | 1-2 | 1-0-1 | 1  | 24  | 8  | 7  | 0   | 1   |
| at Texas A&M         | 38:29 | 5-18 | 0-8  | 5-6 | 0-3-3 | 1  | 15  | 5  | 4  | 1   | 0   |
| Arkansas             | 35:25 | 7-12 | 1-3  | 4-4 | 0-3-3 | 2  | 19  | 8  | 5  | 2   | 0   |
| Alabama              | 40:00 | 6-16 | 2-6  | 2-2 | 1-2-3 | 1  | 16  | 9  | 6  | 0   | 0   |
| at Oklahoma          |       |      |      |     |       |    |     |    |    |     |     |
| at Ole Miss          |       |      |      |     |       |    |     |    |    |     |     |
| Texas                |       |      |      |     |       |    |     |    |    |     |     |
| Georgia              |       |      |      |     |       |    |     |    |    |     |     |
| at Missouri          |       |      |      |     |       |    |     |    |    |     |     |
| LSU                  |       |      |      |     |       |    |     |    |    |     |     |
| Tennessee            |       |      |      |     |       |    |     |    |    |     |     |
| at South Carolina    |       |      |      |     |       |    |     |    |    |     |     |
| *Music City Classic  |       |      |      |     |       |    |     |    |    |     |     |
| \$ SEC/ACC Challenge |       |      |      |     |       |    |     |    |    |     |     |



| EXTRA STATS ... |       |        |
|-----------------|-------|--------|
|                 | 24-25 | Career |
| 10+ Points      | 19    | 111    |
| 15+ Points      | 15    | 71     |
| 20+ Points      | 10    | 47     |
| 25+ Points      | 1     | 11     |
| 30+ Points      |       | 2      |
| 35+ Points      | 1     |        |
| 40+ Points      |       |        |
| Made 3+ 3FG     | 8     | 65     |
| 10+ Rebs        |       |        |
| Double-dbls     | 2     | 14     |
| Triple-dbles    |       | 1      |
| 3+ Assists      | 19    | 127    |
| 2+ Steals       | 6     | 33     |
| Led UK in Pts   | 10    | 10     |
| Led UK in Rebs  |       |        |
| Led UK in Asts  | 18    | 18     |
| Led UK in Stls  | 10    | 10     |
| Led UK in Blks  | 1     | 1      |

## CAREER HIGHS

|                 |   |
|-----------------|---|
| POINTS:         | 39 AT VIRGINIA, 03/03/24                    |
| FGM:            | 13 AT VIRGINIA, 03/03/24                    |
| FGA:            | 29 VS NOTRE DAME, 03/09/24                  |
| FTM:            | 10 (2x) LAST VS. MIAMI, 03/08/24            |
| FTA:            | 12 VS. MIAMI, 03/08/24                      |
| 3FGM:           | 8 AT VIRGINIA, 03/09/24                     |
| 3FGA:           | 19 VS. SOUTH DAKOTA STATE, 03/19/23         |
| O-REBOUNDS:     | 3 (2x) LAST VS. NORTHERN KENTUCKY, 11/07/24 |
| D-REBOUNDS:     | 8 (2x) LAST AT NC STATE, 02/08/24           |
| TOTAL REBOUNDS: | 10 VS. NEBRASKA, 12/01/22                   |
| ASSISTS:        | 16 VS. HOUSTON CHRISTIAN, 11/16/23          |
| BLOCKS:         | 3 (2x) LAST VS. NORTHERN KENTUCKY, 11/07/24 |
| STEALS:         | 4 (2x) LAST AT FLORIDA, 01/09/25            |
| MINUTES:        | 45 (3x) LAST VS. LOUISVILLE, 11/16/24       |

## SEASON HIGHS

|                 |   |
|-----------------|---|
| POINTS:         | 27 VS. MISSISSIPPI STATE, 01/02/25          |
| FGM:            | 9 (2x) LAST AT GEORGIA, 01/19/25            |
| FGA:            | 20 AT GEORGIA, 01/19/25                     |
| FTM:            | 7 VS. QUEENS, 12/09/24                      |
| FTA:            | 8 VS. QUEENS, 12/09/24                      |
| 3FGM:           | 7 (2x) LAST VS. MISSISSIPPI STATE, 01/02/25 |
| 3FGA:           | 13 VS. BELMONT, 12/20/24                    |
| O-REBOUNDS:     | 3 VS. NORTHERN KENTUCKY, 11/07/24           |
| D-REBOUNDS:     | 6 VS. USC UPSTATE, 11/04/24                 |
| TOTAL REBOUNDS: | 6 VS. USC UPSTATE, 11/04/24                 |
| ASSISTS:        | 11 VS. AUBURN, 01/12/25                     |
| BLOCKS:         | 3 VS. NORTHERN KENTUCKY, 11/07/24           |
| STEALS:         | 4 AT FLORIDA, 01/09/25                      |
| MINUTES:        | 45 VS. LOUISVILLE, 11/16/24                 |

|              |      |         |           | Field Goals |      | 3-Point  |      | F-Throws |      | Rebounds |     |     |     |       |     |     |     |     | Scoring |      |
|--------------|------|---------|-----------|-------------|------|----------|------|----------|------|----------|-----|-----|-----|-------|-----|-----|-----|-----|---------|------|
| SEASON       | TEAM | GP-GS   | MIN/AVG   | FG-FGA      | FG%  | 3FG-3FGA | 3FG% | FT-FTA   | FT%  | OFF      | DEF | TOT | AVG | PF-FO | A   | TO  | BLK | STL | PTS     | AVG  |
| 2020-21      | VT   | 25-23   | 787/31.5  | 102-262     | .389 | 57-144   | .396 | 34-41    | .829 | 8        | 52  | 60  | 2.4 | 66-4  | 115 | 75  | 4   | 20  | 295     | 11.8 |
| 2021-22      | VT   | 33-33   | 1096/33.2 | 129-320     | .403 | 70-175   | .400 | 40-50    | .800 | 4        | 75  | 79  | 2.4 | 76-1  | 145 | 76  | 1   | 32  | 368     | 11.2 |
| 2022-23      | VT   | 36-36   | 1321/36.7 | 195-514     | .379 | 118-342  | .345 | 80-100   | .800 | 9        | 98  | 107 | 3.0 | 71-1  | 178 | 100 | 3   | 25  | 588     | 16.3 |
| 2023-24      | VT   | 32-32   | 1117/34.9 | 222-539     | .412 | 85-254   | .335 | 73-85    | .859 | 13       | 71  | 84  | 2.6 | 64-1  | 218 | 110 | 12  | 28  | 602     | 18.8 |
| 2024-25      | UK   | 20-20   | 718/35.9  | 129-310     | .416 | 47-146   | .322 | 59-67    | .881 | 9        | 40  | 49  | 2.5 | 36-0  | 149 | 70  | 7   | 22  | 364     | 18.2 |
| TOTAL FOR UK |      | 20-20   | 718/35.9  | 129-310     | .416 | 47-146   | .322 | 59-67    | .881 | 9        | 40  | 49  | 2.5 | 36-0  | 149 | 70  | 7   | 22  | 364     | 18.2 |
| TOTAL        |      | 146-144 | 5038/34.5 | 777-1945    | .399 | 377-1061 | .355 | 286-343  | .834 | 43       | 336 | 379 | 2.6 | 313-7 | 805 | 431 | 27  | 127 | 2217    | 15.2 |



LEXI BLUE

#4 • GUARD • FR • 6-2

ORLANDO, FL. / LAKE HIGHLAND PREP



2024-25 (FRESHMAN)

| Opponents            | Min.  | FG  | 3P  | FT  | O-D-T | PF | Pts | A | TO | Stl | Blk |
|----------------------|-------|-----|-----|-----|-------|----|-----|---|----|-----|-----|
| USC Upstate          | 09:24 | 2-6 | 0-2 | 0-0 | 1-1-2 | 1  | 4   | 2 | 0  | 2   | 0   |
| Northern Kentucky    | 08:31 | 0-4 | 0-3 | 0-0 | 2-1-3 | 0  | 0   | 0 | 0  | 0   | 0   |
| Wofford              | 10:22 | 2-2 | 1-1 | 0-0 | 1-0-1 | 0  | 5   | 0 | 0  | 0   | 0   |
| Louisville           | 02:18 | 0-1 | 0-1 | 0-0 | 0-0-0 | 1  | 0   | 0 | 0  | 0   | 0   |
| Purdue Fort Wayne    | 08:16 | 0-2 | 0-1 | 0-0 | 2-1-3 | 0  | 0   | 0 | 0  | 0   | 0   |
| Arizona State*       | 04:60 | 0-0 | 0-0 | 0-0 | 0-0-0 | 0  | 0   | 0 | 0  | 0   | 0   |
| Illinois*            | 11:03 | 0-2 | 0-2 | 0-0 | 0-2-2 | 2  | 0   | 1 | 1  | 0   | 0   |
| at North Carolina\$  | 04:12 | 0-2 | 0-2 | 0-0 | 0-0-0 | 0  | 0   | 0 | 0  | 0   | 0   |
| Queens               | 21:04 | 2-4 | 0-2 | 2-2 | 0-3-3 | 0  | 6   | 1 | 1  | 0   | 1   |
| at Purdue            | 12:11 | 1-3 | 0-2 | 0-0 | 1-0-1 | 1  | 2   | 1 | 0  | 0   | 0   |
| Belmont              |       |     |     |     | DNP   |    |     |   |    |     |     |
| Western Kentucky     | 04:05 | 0-2 | 0-2 | 0-0 | 0-0-0 | 1  | 0   | 0 | 0  | 0   | 1   |
| Mississippi State    |       |     |     |     | DNP   |    |     |   |    |     |     |
| at Vanderbilt        | 03:06 | 0-1 | 0-0 | 0-0 | 0-0-0 | 0  | 0   | 0 | 0  | 0   | 0   |
| at Florida           | 04:22 | 1-1 | 1-1 | 0-2 | 0-1-1 | 0  | 3   | 0 | 1  | 0   | 0   |
| Auburn               |       |     |     |     | DNP   |    |     |   |    |     |     |
| at Georgia           |       |     |     |     | DNP   |    |     |   |    |     |     |
| at Texas A&M         |       |     |     |     | DNP   |    |     |   |    |     |     |
| Arkansas             | 09:25 | 1-2 | 1-2 | 2-2 | 1-2-3 | 2  | 5   | 0 | 1  | 0   | 0   |
| Alabama              |       |     |     |     | DNP   |    |     |   |    |     |     |
| at Oklahoma          |       |     |     |     |       |    |     |   |    |     |     |
| at Ole Miss          |       |     |     |     |       |    |     |   |    |     |     |
| Texas                |       |     |     |     |       |    |     |   |    |     |     |
| Georgia              |       |     |     |     |       |    |     |   |    |     |     |
| at Missouri          |       |     |     |     |       |    |     |   |    |     |     |
| LSU                  |       |     |     |     |       |    |     |   |    |     |     |
| Tennessee            |       |     |     |     |       |    |     |   |    |     |     |
| at South Carolina    |       |     |     |     |       |    |     |   |    |     |     |
| *Music City Classic  |       |     |     |     |       |    |     |   |    |     |     |
| \$ SEC/ACC Challenge |       |     |     |     |       |    |     |   |    |     |     |

EXTRA STATS ...

24-25 Career

|                |   |   |
|----------------|---|---|
| 10+ Points     |   |   |
| 15+ Points     |   |   |
| 20+ Points     |   |   |
| 25+ Points     |   |   |
| 30+ Points     |   |   |
| 35+ Points     |   |   |
| 40+ Points     |   |   |
| Made 3+ 3FG    |   |   |
| 10+ Rebs       |   |   |
| Double-dbls    |   |   |
| 3+ Assists     |   |   |
| 2+ Steals      | 1 | 1 |
| Led UK in Pts  |   |   |
| Led UK in Rebs |   |   |
| Led UK in Asts |   |   |
| Led UK in Stls | 1 | 1 |
| Led UK in Blks | 1 | 1 |

CAREER HIGHS

|                 |   |
|-----------------|---|
| POINTS:         | 6 VS. QUEENS, 12/09/24                      |
| FGM:            | 2 (3x) LAST VS. QUEENS, 12/09/24            |
| FGA:            | 6 VS. USC UPSTATE, 11/04/24                 |
| FTM:            | 2 (2x) LAST VS. ARKANSAS, 01/26/25          |
| FTA:            | 2 (3x) LAST VS. ARKANSAS, 01/26/25          |
| 3FGM:           | 1 (3x) LAST VS. ARKANSAS, 01/26/25          |
| 3FGA:           | 3 VS. NORTHERN KENTUCKY, 11/07/24           |
| O-REBOUNDS:     | 2 (2x) LAST VS. PURDUE FORT WAYNE, 11/18/24 |
| D-REBOUNDS:     | 3 VS. QUEENS, 12/09/24                      |
| TOTAL REBOUNDS: | 3 (4x) LAST VS. ARKANSAS, 01/26/25          |
| ASSISTS:        | 2 VS. USC UPSTATE, 11/04/24                 |
| BLOCKS:         | 1 VS. QUEENS, 12/09/24                      |
| STEALS:         | 2 VS. USC UPSTATE, 11/04/24                 |
| MINUTES:        | 21 VS. QUEENS, 12/09/24                     |

SEASON HIGHS

|                 |   |
|-----------------|---|
| POINTS:         | 6 VS. QUEENS, 12/09/24                      |
| FGM:            | 2 (3x) LAST VS. QUEENS, 12/09/24            |
| FGA:            | 6 VS. USC UPSTATE, 11/04/24                 |
| FTM:            | 2 (2x) LAST VS. ARKANSAS, 01/26/25          |
| FTA:            | 2 (3x) LAST VS. ARKANSAS, 01/26/25          |
| 3FGM:           | 1 (3x) LAST VS. ARKANSAS, 01/26/25          |
| 3FGA:           | 3 VS. NORTHERN KENTUCKY, 11/07/24           |
| O-REBOUNDS:     | 2 (2x) LAST VS. PURDUE FORT WAYNE, 11/18/24 |
| D-REBOUNDS:     | 3 VS. QUEENS, 12/09/24                      |
| TOTAL REBOUNDS: | 3 (4x) LAST VS. ARKANSAS, 01/26/25          |
| ASSISTS:        | 2 VS. USC UPSTATE, 11/04/24                 |
| BLOCKS:         | 1 (2x) LAST VS. WESTERN KENTUCKY, 12/28/24  |
| STEALS:         | 2 VS. USC UPSTATE, 11/04/24                 |
| MINUTES:        | 21 VS. QUEENS, 12/09/24                     |

|         |      |       |         | Field Goals |      | 3-Point  |      | F-Throws |      | Rebounds |     |     |     | Scoring |   |    |     |     |     |     |
|---------|------|-------|---------|-------------|------|----------|------|----------|------|----------|-----|-----|-----|---------|---|----|-----|-----|-----|-----|
| SEASON  | TEAM | GP-GS | MIN/AVG | FG-FGA      | FG%  | 3FG-3FGA | 3FG% | FT-FTA   | FT%  | OFF      | DEF | TOT | AVG | PF-FO   | A | TO | BLK | STL | PTS | AVG |
| 2024-25 | UK   | 14-0  | 113/8.1 | 9-32        | .281 | 3-21     | .143 | 4-6      | .667 | 8        | 11  | 19  | 1.4 | 8-0     | 5 | 4  | 2   | 2   | 25  | 1.8 |
| TOTAL   |      | 14-0  | 113/8.1 | 9-32        | .281 | 3-21     | .143 | 4-6      | .667 | 8        | 11  | 19  | 1.4 | 8-0     | 5 | 4  | 2   | 2   | 25  | 1.8 |



# CASSIDY ROWE

#5 • GUARD • JR • 5-5

VIRGIE, KY. / SHELBY VALLEY HS

## 2024-25 (JUNIOR)

| Opponents            | Min.  | FG  | 3P  | FT  | O-D-T | PF | Pts | A | TO | Stl | Blk |
|----------------------|-------|-----|-----|-----|-------|----|-----|---|----|-----|-----|
| USC Upstate          | 16:07 | 1-1 | 0-0 | 0-0 | 0-0-0 | 0  | 2   | 1 | 0  | 1   | 0   |
| Northern Kentucky    | 19:23 | 1-5 | 1-4 | 0-0 | 0-1-1 | 0  | 3   | 1 | 0  | 1   | 0   |
| Wofford              | 14:38 | 1-2 | 1-1 | 0-1 | 0-0-0 | 1  | 3   | 1 | 0  | 0   | 1   |
| Louisville           | 01:42 | 0-0 | 0-0 | 0-0 | 0-0-0 | 1  | 0   | 0 | 1  | 0   | 0   |
| Purdue Fort Wayne    | 29:33 | 2-6 | 2-5 | 0-0 | 0-3-3 | 4  | 6   | 4 | 2  | 3   | 1   |
| Arizona State*       | 29:59 | 0-3 | 0-3 | 0-0 | 0-0-0 | 3  | 0   | 2 | 0  | 0   | 0   |
| Illinois*            | 13:53 | 0-2 | 0-2 | 0-0 | 0-0-0 | 4  | 0   | 0 | 0  | 0   | 0   |
| at North Carolina\$  | 15:34 | 0-1 | 0-1 | 0-0 | 0-1-1 | 0  | 0   | 1 | 0  | 0   | 0   |
| Queens               | 13:47 | 0-3 | 0-3 | 0-0 | 0-2-2 | 1  | 0   | 2 | 1  | 0   | 0   |
| at Purdue            | 12:37 | 0-3 | 0-3 | 0-0 | 0-1-1 | 0  | 0   | 2 | 1  | 0   | 0   |
| Belmont              | 11:15 | 0-0 | 0-0 | 0-0 | 0-0-0 | 1  | 0   | 2 | 0  | 0   | 0   |
| Western Kentucky     | 14:08 | 0-4 | 0-4 | 0-0 | 0-0-0 | 1  | 0   | 1 | 0  | 0   | 0   |
| Mississippi State    | 05:14 | 0-1 | 0-1 | 0-0 | 0-0-0 | 1  | 0   | 0 | 1  | 0   | 0   |
| at Vanderbilt        | 08:28 | 0-1 | 0-1 | 0-0 | 1-0-1 | 1  | 0   | 1 | 0  | 1   | 0   |
| at Florida           | 09:02 | 1-1 | 0-0 | 0-0 | 0-2-2 | 0  | 2   | 0 | 0  | 0   | 0   |
| Auburn               | 06:46 | 0-1 | 0-1 | 0-0 | 0-1-1 | 1  | 0   | 0 | 0  | 0   | 0   |
| at Georgia           | 01:42 | 0-0 | 0-0 | 3-4 | 0-0-0 | 0  | 3   | 0 | 1  | 0   | 0   |
| at Texas A&M         |       |     |     |     | DNP   |    |     |   |    |     |     |
| Arkansas             | 03:51 | 0-0 | 0-0 | 0-0 | 0-0-0 | 0  | 0   | 0 | 0  | 0   | 0   |
| Alabama              |       |     |     |     | DNP   |    |     |   |    |     |     |
| at Oklahoma          |       |     |     |     |       |    |     |   |    |     |     |
| at Ole Miss          |       |     |     |     |       |    |     |   |    |     |     |
| Texas                |       |     |     |     |       |    |     |   |    |     |     |
| Georgia              |       |     |     |     |       |    |     |   |    |     |     |
| at Missouri          |       |     |     |     |       |    |     |   |    |     |     |
| LSU                  |       |     |     |     |       |    |     |   |    |     |     |
| Tennessee            |       |     |     |     |       |    |     |   |    |     |     |
| at South Carolina    |       |     |     |     |       |    |     |   |    |     |     |
| *Music City Classic  |       |     |     |     |       |    |     |   |    |     |     |
| \$ SEC/ACC Challenge |       |     |     |     |       |    |     |   |    |     |     |



## EXTRA STATS ...

### 24-25 Career

|                |   |   |
|----------------|---|---|
| 10+ Points     |   |   |
| 15+ Points     |   |   |
| 20+ Points     |   |   |
| 25+ Points     |   |   |
| 30+ Points     |   |   |
| 35+ Points     |   |   |
| 40+ Points     |   |   |
| Made 3+ 3FG    |   |   |
| 10+ Rebs       |   |   |
| Double-dbls    |   |   |
| 3+ Assists     | 1 | 3 |
| 2+ Steals      | 1 | 1 |
| Led UK in Pts  |   |   |
| Led UK in Rebs |   |   |
| Led UK in Asts |   | 3 |
| Led UK in Stls | 1 | 1 |
| Led UK in Blks |   | 2 |

## CAREER HIGHS

|                 |   |
|-----------------|---|
| POINTS:         | 7 (3x) LAST AT TENNESSEE, 03/07/24          |
| FGM:            | 3 (2x) LAST AT TENNESSEE, 03/07/24          |
| FGA:            | 7 VS. FURMAN, 12/17/23                      |
| FTM:            | 3 AT GEORGIA, 01/19/25                      |
| FTA:            | 4 AT GEORGIA, 01/19/25                      |
| 3FGM:           | 2 (4x) LAST VS. PURDUE FORT WAYNE, 11/18/24 |
| 3FGA:           | 5 (2x) LAST VS. PURDUE FORT WAYNE, 11/18/24 |
| O-REBOUNDS:     | 1 (2x) LAST 1 AT VANDERBILT, 01/05/25       |
| D-REBOUNDS:     | 4 VS. FURMAN, 12/17/23                      |
| TOTAL REBOUNDS: | 5 VS. FURMAN, 12/17/23                      |
| ASSISTS:        | 6 VS. TENNESSEE TECH, 12/03/23              |
| BLOCKS:         | 1 (6x) LAST VS. PURDUE FORT WAYNE, 11/18/24 |
| STEALS:         | 3 VS. PURDUE FORT WAYNE, 11/18/24           |
| MINUTES:        | 34 VS. TENNESSEE TECH, 12/03/23             |

## SEASON HIGHS

|                 |   |
|-----------------|---|
| POINTS:         | 6 VS. PURDUE FORT WAYNE, 11/18/24           |
| FGM:            | 2 VS. PURDUE FORT WAYNE, 11/18/24           |
| FGA:            | 6 VS. PURDUE FORT WAYNE, 11/18/24           |
| FTM:            | 3 AT GEORGIA, 01/19/25                      |
| FTA:            | 4 AT GEORGIA, 01/19/25                      |
| 3FGM:           | 2 VS. PURDUE FORT WAYNE, 11/18/24           |
| 3FGA:           | 5 VS. PURDUE FORT WAYNE, 11/18/24           |
| O-REBOUNDS:     | 1 AT VANDERBILT, 01/05/25                   |
| D-REBOUNDS:     | 3 VS. PURDUE FORT WAYNE, 11/18/24           |
| TOTAL REBOUNDS: | 3 VS. PURDUE FORT WAYNE, 11/18/24           |
| ASSISTS:        | 4 VS. PURDUE FORT WAYNE, 11/18/24           |
| BLOCKS:         | 1 (2x) LAST VS. PURDUE FORT WAYNE, 11/18/24 |
| STEALS:         | 3 VS. PURDUE FORT WAYNE, 11/18/24           |
| MINUTES:        | 30 VS. PURDUE FORT WAYNE, 11/18/24          |

|         |      |       |          | Field Goals |      | 3-Point  |      | F-Throws |       | Rebounds |     |     |     | Scoring |    |    |     |     |     |     |
|---------|------|-------|----------|-------------|------|----------|------|----------|-------|----------|-----|-----|-----|---------|----|----|-----|-----|-----|-----|
| SEASON  | TEAM | GP-GS | MIN/AVG  | FG-FGA      | FG%  | 3FG-3FGA | 3FG% | FT-FTA   | FT%   | OFF      | DEF | TOT | AVG | PF-FO   | A  | TO | BLK | STL | PTS | AVG |
| 2022-23 | UK   | 13-0  | 54/4.1   | 1-6         | .167 | 0-3      | .000 | 4-4      | 1.000 | 0        | 2   | 2   | 0.2 | 4-0     | 4  | 4  | 0   | 1   | 6   | 0.5 |
| 2023-24 | UK   | 31-16 | 539/17.4 | 29-86       | .337 | 17-57    | .298 | 7-9      | .778  | 1        | 31  | 32  | 1.0 | 34-0    | 39 | 22 | 4   | 6   | 82  | 2.6 |
| 2024-25 | UK   | 18-0  | 228/12.6 | 6-34        | .176 | 4-29     | .138 | 3-5      | .600  | 1        | 11  | 12  | 0.7 | 19-0    | 18 | 7  | 2   | 6   | 19  | 1.1 |
| TOTAL   |      | 62-16 | 820/13.2 | 36-126      | .286 | 21-89    | .236 | 14-18    | .778  | 2        | 44  | 46  | 0.7 | 57-0    | 61 | 33 | 6   | 13  | 107 | 1.7 |





TEONNI KEY

#7 • FORWARD • JR • 6-4

CARY, N.C. / CARY HS / NORTH CAROLINA

teonnikeyy

Tkey\_13

| EXTRA STATS ... |    |    |
|-----------------|----|----|
| 24-25 Career    |    |    |
| 10+ Points      | 15 | 19 |
| 15+ Points      | 5  | 5  |
| 20+ Points      | 1  | 1  |
| 25+ Points      |    |    |
| 30+ Points      |    |    |
| 35+ Points      |    |    |
| 40+ Points      |    |    |
| Made 3+ 3FG     |    |    |
| 10+ Rebs        | 7  | 8  |
| Double-dbls     | 7  | 7  |
| 3+ Assists      | 7  | 8  |
| 2+ Steals       | 3  | 4  |
| Led UK in Pts   | 1  | 1  |
| Led UK in Rebs  | 8  | 8  |
| Led UK in Asts  |    |    |
| Led UK in Stls  | 6  | 6  |
| Led UK in Blks  | 5  | 5  |

| Opponents            | Min.  | FG   | 3P  | FT  | O-D-T   | PF | Pts | A | TO | Stl | Blk |
|----------------------|-------|------|-----|-----|---------|----|-----|---|----|-----|-----|
| USC Upstate          | 25:35 | 6-11 | 0-1 | 2-3 | 1-8-9   | 4  | 14  | 5 | 1  | 1   | 3   |
| Northern Kentucky    | 21:02 | 2-5  | 0-2 | 0-0 | 0-3-3   | 0  | 4   | 0 | 1  | 3   | 1   |
| Wofford              | 21:04 | 5-10 | 1-3 | 0-0 | 7-6-13  | 2  | 11  | 2 | 1  | 0   | 2   |
| Louisville           | 38:04 | 7-12 | 0-1 | 3-4 | 4-5-9   | 4  | 17  | 1 | 7  | 0   | 5   |
| Purdue Fort Wayne    | 29:50 | 4-6  | 0-1 | 4-6 | 5-5-10  | 4  | 12  | 2 | 0  | 0   | 5   |
| Arizona State*       | 35:22 | 6-10 | 0-1 | 4-5 | 7-6-13  | 4  | 16  | 4 | 3  | 3   | 6   |
| Illinois*            | 30:35 | 6-12 | 0-1 | 0-0 | 3-7-10  | 2  | 12  | 3 | 1  | 0   | 3   |
| at North Carolina\$  | 25:39 | 3-5  | 0-1 | 1-2 | 3-5-8   | 3  | 7   | 0 | 4  | 1   | 0   |
| Queens               | 25:49 | 4-8  | 0-0 | 4-4 | 7-6-13  | 2  | 12  | 4 | 3  | 1   | 1   |
| at Purdue            | 25:20 | 3-7  | 0-0 | 4-4 | 3-6-9   | 3  | 10  | 3 | 1  | 1   | 3   |
| Belmont              | 30:53 | 6-12 | 0-1 | 0-0 | 1-4-5   | 4  | 12  | 2 | 2  | 0   | 1   |
| Western Kentucky     | 29:38 | 7-9  | 0-0 | 1-3 | 3-3-6   | 3  | 15  | 3 | 2  | 1   | 0   |
| Mississippi State    | 33:18 | 2-5  | 0-0 | 6-6 | 3-10-13 | 4  | 10  | 3 | 4  | 1   | 4   |
| at Vanderbilt        | 24:43 | 5-6  | 2-3 | 2-4 | 2-5-7   | 4  | 14  | 0 | 2  | 1   | 1   |
| at Florida           | 21:02 | 4-7  | 1-2 | 0-0 | 2-3-5   | 3  | 9   | 0 | 1  | 1   | 0   |
| Auburn               | 33:02 | 7-9  | 0-0 | 1-2 | 2-5-7   | 3  | 15  | 1 | 2  | 0   | 2   |
| at Georgia           | 27:01 | 3-5  | 0-0 | 3-5 | 1-3-4   | 4  | 9   | 0 | 5  | 1   | 0   |
| at Texas A&M         | 36:19 | 8-16 | 1-4 | 3-4 | 3-6-9   | 4  | 20  | 0 | 2  | 1   | 0   |
| Arkansas             | 29:57 | 4-9  | 1-3 | 4-6 | 2-9-11  | 2  | 13  | 1 | 2  | 2   | 1   |
| Alabama              | 22:10 | 2-4  | 0-0 | 2-2 | 1-3-4   | 4  | 6   | 0 | 1  | 1   | 0   |
| at Oklahoma          |       |      |     |     |         |    |     |   |    |     |     |
| at Ole Miss          |       |      |     |     |         |    |     |   |    |     |     |
| Texas                |       |      |     |     |         |    |     |   |    |     |     |
| Georgia              |       |      |     |     |         |    |     |   |    |     |     |
| at Missouri          |       |      |     |     |         |    |     |   |    |     |     |
| LSU                  |       |      |     |     |         |    |     |   |    |     |     |
| Tennessee            |       |      |     |     |         |    |     |   |    |     |     |
| at South Carolina    |       |      |     |     |         |    |     |   |    |     |     |
| *Music City Classic  |       |      |     |     |         |    |     |   |    |     |     |
| \$ SEC/ACC Challenge |       |      |     |     |         |    |     |   |    |     |     |

| CAREER HIGHS    |                                    |
|-----------------|------------------------------------|
| POINTS:         | 20 AT TEXAS A&M, 01/23/25          |
| FGM:            | 8 AT TEXAS A&M, 01/23/25           |
| FGA:            | 16 AT TEXAS A&M, 01/23/25          |
| FTM:            | 6 VS. MISSISSIPPI STATE, 01/02/25  |
| FTA:            | 6 (5x) LAST VS. ARKANSAS, 01/26/25 |
| 3FGM:           | 2 AT VANDERBILT, 01/05/25          |
| 3FGA:           | 4 AT TEXAS A&M, 01/23/25           |
| O-REBOUNDS:     | 7 (3x) LAST VS. QUEENS, 12/09/24   |
| D-REBOUNDS:     | 10 VS. MISSISSIPPI STATE, 01/02/25 |
| TOTAL REBOUNDS: | 13 (3x) LAST VS. QUEENS, 12/09/24  |
| ASSISTS:        | 5 VS. USC UPSTATE, 11/04/24        |
| BLOCKS:         | 6 VS. ARIZONA STATE, 11/26/24      |
| STEALS:         | 4 AT SYRACUSE, 02/09/23            |
| MINUTES:        | 38 VS. LOUISVILLE, 11/16/24        |

| SEASON HIGHS    |   |
|-----------------|---|
| POINTS:         | 20 AT TEXAS A&M, 01/23/25               |
| FGM:            | 8 AT TEXAS A&M, 01/23/25                |
| FGA:            | 16 AT TEXAS A&M, 01/23/25               |
| FTM:            | 6 VS. MISSISSIPPI STATE, 01/02/25       |
| FTA:            | 6 (3x) LAST VS. ARKANSAS, 01/26/25      |
| 3FGM:           | 2 AT VANDERBILT, 01/05/25               |
| 3FGA:           | 4 AT TEXAS A&M, 01/23/25                |
| O-REBOUNDS:     | 7 (3x) LAST VS. QUEENS, 12/09/24        |
| D-REBOUNDS:     | 10 VS. MISSISSIPPI STATE, 01/02/25      |
| TOTAL REBOUNDS: | 13 (3x) LAST VS. QUEENS, 12/09/24       |
| ASSISTS:        | 5 VS. USC UPSTATE, 11/04/24             |
| BLOCKS:         | 6 VS. ARIZONA STATE, 11/26/24           |
| STEALS:         | 3 (2x) LAST VS. ARIZONA STATE, 11/26/24 |
| MINUTES:        | 38 VS. LOUISVILLE, 11/16/24             |

|              |      |       |           | Field Goals |      | 3-Point  |      | F-Throws |      | Rebounds |     |     |     |       |    |     |     |     |     | Scoring |  |
|--------------|------|-------|-----------|-------------|------|----------|------|----------|------|----------|-----|-----|-----|-------|----|-----|-----|-----|-----|---------|--|
| SEASON       | TEAM | GP-GS | MIN/AVG   | FG-FGA      | FG%  | 3FG-3FGA | 3FG% | FT-FTA   | FT%  | OFF      | DEF | TOT | AVG | PF-FO | A  | TO  | BLK | STL | PTS | AVG     |  |
| 2022-23      | UNC  | 28-1  | 283/10.1  | 22-59       | .373 | 0-3      | .000 | 23-39    | .590 | 26       | 42  | 68  | 2.4 | 40-0  | 8  | 35  | 12  | 9   | 67  | 2.4     |  |
| 2023-24      | UNC  | 23-0  | 218/9.5   | 25-53       | .472 | 0-3      | .000 | 13-17    | .765 | 21       | 36  | 57  | 2.5 | 25-0  | 7  | 17  | 13  | 4   | 63  | 2.7     |  |
| 2024-25      | UK   | 20-20 | 566/28.3  | 94-168      | .560 | 6-24     | .250 | 44-60    | .733 | 60       | 108 | 168 | 8.4 | 63-0  | 34 | 48  | 38  | 19  | 238 | 11.9    |  |
| TOTAL FOR UK |      | 20-20 | 566/28.3  | 94-168      | .560 | 6-24     | .250 | 44-60    | .733 | 60       | 108 | 168 | 8.4 | 63-0  | 34 | 48  | 38  | 19  | 238 | 11.9    |  |
| TOTAL        |      | 71-21 | 1067/15.0 | 141-280     | .504 | 6-30     | .200 | 80-116   | .690 | 107      | 186 | 293 | 4.1 | 128-0 | 49 | 100 | 63  | 32  | 368 | 5.2     |  |



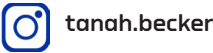
# TANAH BECKER

#8 • GUARD • FR • 6-1

WINNIPEG, MANITOBA, CANADA / HAMILTON HEIGHTS CHRISTIAN ACADEMY

## 2024-25 (FRESHMAN)

| Opponents            | Min.  | FG  | 3P  | FT  | O-D-T | PF | Pts | A | TO | Stl | Blk |
|----------------------|-------|-----|-----|-----|-------|----|-----|---|----|-----|-----|
| USC Upstate          | 07:22 | 2-2 | 1-1 | 0-0 | 0-0-0 | 1  | 5   | 0 | 0  | 0   | 0   |
| Northern Kentucky    | 02:25 | 1-1 | 0-0 | 0-0 | 0-0-0 | 0  | 2   | 0 | 1  | 1   | 0   |
| Wofford              | 02:11 | 0-0 | 0-0 | 0-0 | 0-0-0 | 0  | 0   | 0 | 0  | 0   | 0   |
| Louisville           |       |     |     |     | DNP   |    |     |   |    |     |     |
| Purdue Fort Wayne    |       |     |     |     | DNP   |    |     |   |    |     |     |
| Arizona State*       |       |     |     |     | DNP   |    |     |   |    |     |     |
| Illinois*            |       |     |     |     | DNP   |    |     |   |    |     |     |
| at North Carolina\$  |       |     |     |     | DNP   |    |     |   |    |     |     |
| Queens               | 04:42 | 0-1 | 0-1 | 0-0 | 1-0-1 | 2  | 0   | 0 | 0  | 1   | 0   |
| at Purdue            |       |     |     |     | DNP   |    |     |   |    |     |     |
| Belmont              |       |     |     |     | DNP   |    |     |   |    |     |     |
| Western Kentucky     |       |     |     |     | DNP   |    |     |   |    |     |     |
| Mississippi State    |       |     |     |     | DNP   |    |     |   |    |     |     |
| at Vanderbilt        |       |     |     |     | DNP   |    |     |   |    |     |     |
| at Florida           |       |     |     |     | DNP   |    |     |   |    |     |     |
| Auburn               |       |     |     |     | DNP   |    |     |   |    |     |     |
| at Georgia           |       |     |     |     | DNP   |    |     |   |    |     |     |
| at Texas A&M         |       |     |     |     | DNP   |    |     |   |    |     |     |
| Arkansas             |       |     |     |     | DNP   |    |     |   |    |     |     |
| Alabama              |       |     |     |     | DNP   |    |     |   |    |     |     |
| at Oklahoma          |       |     |     |     |       |    |     |   |    |     |     |
| at Ole Miss          |       |     |     |     |       |    |     |   |    |     |     |
| Texas                |       |     |     |     |       |    |     |   |    |     |     |
| Georgia              |       |     |     |     |       |    |     |   |    |     |     |
| at Missouri          |       |     |     |     |       |    |     |   |    |     |     |
| LSU                  |       |     |     |     |       |    |     |   |    |     |     |
| Tennessee            |       |     |     |     |       |    |     |   |    |     |     |
| at South Carolina    |       |     |     |     |       |    |     |   |    |     |     |
| *Music City Classic  |       |     |     |     |       |    |     |   |    |     |     |
| \$ SEC/ACC Challenge |       |     |     |     |       |    |     |   |    |     |     |



## EXTRA STATS ...

### 24-25 Career

- 10+ Points
- 15+ Points
- 20+ Points
- 25+ Points
- 30+ Points
- 35+ Points
- 40+ Points
- Made 3+ 3FG
- 10+ Rebs
- Double-dbls
- 3+ Assists
- 2+ Steals
- Led UK in Pts
- Led UK in Rebs
- Led UK in Asts
- Led UK in Stls
- Led UK in Blks

## CAREER HIGHS

|                 |                                  |
|-----------------|----------------------------------|
| POINTS:         | 5 vs. USC UPSTATE, 11/04/24      |
| FGM:            | 2 vs. USC UPSTATE, 11/04/24      |
| FGA:            | 2 vs. USC UPSTATE, 11/04/24      |
| FTM:            | --                               |
| FTA:            | --                               |
| 3FGM:           | 1 vs. USC UPSTATE, 11/04/24      |
| 3FGA:           | 1 (2X) LAST vs. QUEENS, 12/09/24 |
| O-REBOUNDS:     | 1 vs. QUEENS, 12/09/24           |
| D-REBOUNDS:     | --                               |
| TOTAL REBOUNDS: | 1 vs. QUEENS, 12/09/24           |
| ASSISTS:        | --                               |
| BLOCKS:         | --                               |
| STEALS:         | 1 (2X) LAST vs. QUEENS, 12/09/24 |
| MINUTES:        | 7 vs. USC UPSTATE, 11/04/24      |

## SEASON HIGHS

|                 |                                  |
|-----------------|----------------------------------|
| POINTS:         | 5 vs. USC UPSTATE, 11/04/24      |
| FGM:            | 2 vs. USC UPSTATE, 11/04/24      |
| FGA:            | 2 vs. USC UPSTATE, 11/04/24      |
| FTM:            | --                               |
| FTA:            | --                               |
| 3FGM:           | 1 vs. USC UPSTATE, 11/04/24      |
| 3FGA:           | 1 (2X) LAST vs. QUEENS, 12/09/24 |
| O-REBOUNDS:     | 1 vs. QUEENS, 12/09/24           |
| D-REBOUNDS:     | --                               |
| TOTAL REBOUNDS: | 1 vs. QUEENS, 12/09/24           |
| ASSISTS:        | --                               |
| BLOCKS:         | --                               |
| STEALS:         | 1 (2X) LAST vs. QUEENS, 12/09/24 |
| MINUTES:        | 7 vs. USC UPSTATE, 11/04/24      |

|         |      |       |         | Field Goals |      | 3-Point  |      | F-Throws |      | Rebounds |     |     |     | Scoring |   |    |     |     |     |     |
|---------|------|-------|---------|-------------|------|----------|------|----------|------|----------|-----|-----|-----|---------|---|----|-----|-----|-----|-----|
| SEASON  | TEAM | GP-GS | MIN/AVG | FG-FGA      | FG%  | 3FG-3FGA | 3FG% | FT-FTA   | FT%  | OFF      | DEF | TOT | AVG | PF-FO   | A | TO | BLK | STL | PTS | AVG |
| 2024-25 | UK   | 4-0   | 17/4.2  | 3-4         | .750 | 1-2      | .500 | 0-0      | .000 | 1        | 0   | 1   | 0.3 | 3-0     | 0 | 1  | 0   | 2   | 7   | 1.8 |
| TOTAL   |      | 4-0   | 17/4.2  | 3-4         | .750 | 1-2      | .500 | 0-0      | .000 | 1        | 0   | 1   | 0.3 | 3-0     | 0 | 1  | 0   | 2   | 7   | 1.8 |



DAZIA LAWRENCE

#10 • GUARD • R-SR • 5-8

GREENVILLE, N.C. / MALLARD CREEK HS / CHARLOTTE



| EXTRA STATS ... |    |    |
|-----------------|----|----|
| 24-25 Career    |    |    |
| 10+ Points      | 14 | 66 |
| 15+ Points      | 8  | 47 |
| 20+ Points      | 3  | 27 |
| 25+ Points      | 1  | 14 |
| 30+ Points      |    | 5  |
| 35+ Points      |    | 1  |
| 40+ Points      |    | 1  |
| Made 3+ 3FG     | 10 | 15 |
| 10+ Rebs        |    | 2  |
| Double-dbls     |    | 3  |
| 3+ Assists      | 7  | 29 |
| 2+ Steals       | 6  | 43 |
| Led UK in Pts   | 4  | 4  |
| Led UK in Rebs  |    |    |
| Led UK in Asts  | 3  | 3  |
| Led UK in Stls  | 6  | 6  |
| Led UK in Blks  |    |    |

| 2024-25 (REDSHIRT SENIOR) | Opponents            | Min.  | FG   | 3P   | FT  | O-D-T | PF | Pts | A | TO | Stl | Blk |
|---------------------------|----------------------|-------|------|------|-----|-------|----|-----|---|----|-----|-----|
|                           | USC Upstate          | 24:21 | 3-8  | 1-2  | 2-3 | 0-0-0 | 1  | 9   | 2 | 2  | 1   | 0   |
|                           | Northern Kentucky    | 22:45 | 4-9  | 2-4  | 0-0 | 1-1-2 | 2  | 10  | 2 | 2  | 1   | 0   |
|                           | Wofford              | 30:45 | 6-9  | 4-6  | 3-4 | 0-1-1 | 3  | 19  | 1 | 0  | 1   | 0   |
|                           | Louisville           | 42:42 | 6-11 | 1-3  | 1-4 | 1-2-3 | 3  | 14  | 3 | 1  | 0   | 0   |
|                           | Purdue Fort Wayne    | 38:58 | 8-15 | 5-8  | 0-0 | 0-0-0 | 1  | 21  | 0 | 1  | 1   | 0   |
|                           | Arizona State*       | 25:27 | 2-6  | 1-3  | 0-0 | 0-2-2 | 2  | 5   | 0 | 2  | 0   | 0   |
|                           | Illinois*            | 21:06 | 6-10 | 2-6  | 1-1 | 0-1-1 | 3  | 15  | 0 | 1  | 2   | 0   |
|                           | at North Carolina\$  | 37:27 | 5-11 | 3-6  | 4-4 | 0-1-1 | 1  | 17  | 0 | 2  | 0   | 0   |
|                           | Queens               | 25:33 | 3-4  | 1-1  | 0-0 | 0-5-5 | 1  | 7   | 5 | 0  | 0   | 0   |
|                           | at Purdue            | 33:39 | 5-12 | 3-9  | 0-0 | 0-2-2 | 1  | 13  | 6 | 0  | 0   | 0   |
|                           | Belmont              | 38:30 | 5-13 | 1-6  | 4-4 | 1-4-5 | 3  | 15  | 5 | 1  | 3   | 0   |
|                           | Western Kentucky     | 34:45 | 2-8  | 1-7  | 2-2 | 0-7-7 | 1  | 7   | 6 | 3  | 1   | 0   |
|                           | Mississippi State    | 31:21 | 8-12 | 7-11 | 5-5 | 0-1-1 | 3  | 28  | 4 | 4  | 1   | 0   |
|                           | at Vanderbilt        | 38:49 | 6-10 | 3-5  | 2-3 | 0-1-1 | 1  | 17  | 0 | 0  | 2   | 0   |
|                           | at Florida           | 30:56 | 5-10 | 4-8  | 0-0 | 0-0-0 | 2  | 14  | 2 | 0  | 2   | 0   |
|                           | Auburn               | 35:08 | 8-13 | 4-9  | 1-1 | 0-1-1 | 1  | 21  | 1 | 2  | 0   | 0   |
|                           | at Georgia           | 34:41 | 0-4  | 0-1  | 0-0 | 1-2-3 | 1  | 0   | 3 | 1  | 2   | 0   |
|                           | at Texas A&M         | 36:40 | 3-7  | 0-1  | 2-3 | 2-3-5 | 3  | 8   | 1 | 0  | 0   | 0   |
|                           | Arkansas             | 31:34 | 5-10 | 4-8  | 0-0 | 0-1-1 | 3  | 14  | 1 | 2  | 2   | 1   |
|                           | Alabama              | 37:00 | 3-10 | 3-6  | 1-3 | 0-1-1 | 0  | 10  | 2 | 0  | 1   | 0   |
|                           | at Oklahoma          |       |      |      |     |       |    |     |   |    |     |     |
|                           | at Ole Miss          |       |      |      |     |       |    |     |   |    |     |     |
|                           | Texas                |       |      |      |     |       |    |     |   |    |     |     |
|                           | Georgia              |       |      |      |     |       |    |     |   |    |     |     |
|                           | at Missouri          |       |      |      |     |       |    |     |   |    |     |     |
|                           | LSU                  |       |      |      |     |       |    |     |   |    |     |     |
|                           | Tennessee            |       |      |      |     |       |    |     |   |    |     |     |
|                           | at South Carolina    |       |      |      |     |       |    |     |   |    |     |     |
|                           | *Music City Classic  |       |      |      |     |       |    |     |   |    |     |     |
|                           | \$ SEC/ACC Challenge |       |      |      |     |       |    |     |   |    |     |     |

| CAREER HIGHS    |  |
|-----------------|--|
| POINTS:         | 41 vs. LOUISIANA TECH, 02/18/23              |
| FGM:            | 16 vs. LOUISIANA TECH, 02/18/23              |
| FGA:            | 28 vs. NORTH TEXAS, 02/21/24                 |
| FTM:            | 13 vs. SOUTHERN ILLINOIS, 11/23/23           |
| FTA:            | 13 (2x) LAST vs. SOUTHERN ILLINOIS, 11/23/23 |
| 3FGM:           | 7 vs. MISSISSIPPI STATE, 01/02/25            |
| 3FGA:           | 11 (2x) LAST vs. MISSISSIPPI STATE, 01/02/25 |
| O-REBOUNDS:     | 4 (5x) LAST vs. FIU, 03/08/23                |
| D-REBOUNDS:     | 8 at SMU, 02/18/24                           |
| TOTAL REBOUNDS: | 10 (2x) LAST vs. APPALACHIAN STATE, 11/08/22 |
| ASSISTS:        | 11 vs. TULANE, 01/17/24                      |
| BLOCKS:         | 2 vs. NORTH TEXAS, 02/11/23                  |
| STEALS:         | 8 vs. FIU, 03/08/23                          |
| MINUTES:        | 47 vs. APPALACHIAN STATE, 11/08/23           |

| SEASON HIGHS    |  |
|-----------------|--|
| POINTS:         | 28 vs. MISSISSIPPI STATE, 01/02/25         |
| FGM:            | 8 (3x) LAST vs. AUBURN, 01/12/25           |
| FGA:            | 15 vs. PURDUE FORT WAYNE, 11/18/24         |
| FTM:            | 4 (2x) LAST vs. BELMONT, 12/20/24          |
| FTA:            | 4 (4x) LAST vs. BELMONT, 12/20/24          |
| 3FGM:           | 7 vs. MISSISSIPPI STATE, 01/02/25          |
| 3FGA:           | 11 vs. MISSISSIPPI STATE, 01/02/25         |
| O-REBOUNDS:     | 2 at TEXAS A&M, 01/23/25                   |
| D-REBOUNDS:     | 7 vs. WESTERN KENTUCKY, 12/28/24           |
| TOTAL REBOUNDS: | 7 vs. WESTERN KENTUCKY, 12/28/24           |
| ASSISTS:        | 6 (2x) LAST vs. WESTERN KENTUCKY, 12/28/24 |
| BLOCKS:         | --   |
| STEALS:         | 3 vs. BELMONT, 12/20/24                    |
| MINUTES:        | 43 vs. LOUISVILLE, 11/16/24                |

|              |      |        |           | Field Goals |      | 3-Point  |      | F-Throws |       | Rebounds |     |     |     |       |     |     |     |     | Scoring |      |
|--------------|------|--------|-----------|-------------|------|----------|------|----------|-------|----------|-----|-----|-----|-------|-----|-----|-----|-----|---------|------|
| SEASON       | TEAM | GP-GS  | MIN/AVG   | FG-FGA      | FG%  | 3FG-3FGA | 3FG% | FT-FTA   | FT%   | OFF      | DEF | TOT | AVG | PF-FO | A   | TO  | BLK | STL | PTS     | AVG  |
| 2020-21      | CLT  | 5-0    | 46/9.1    | 4-14        | .286 | 1-3      | .333 | 2-2      | 1.000 | 1        | 5   | 6   | 1.2 | 6-0   | 4   | 5   | 0   | 2   | 11      | 2.2  |
| 2021-22      | CLT  | 24-0   | 236/9.8   | 26-64       | .406 | 6-13     | .462 | 13-21    | .619  | 15       | 19  | 34  | 1.4 | 30-1  | 7   | 24  | 2   | 12  | 71      | 3.0  |
| 2022-23      | CLT  | 31-30  | 1027/33.1 | 190-433     | .439 | 27-75    | .360 | 116-142  | .817  | 44       | 73  | 117 | 3.8 | 77-2  | 68  | 92  | 8   | 64  | 523     | 16.9 |
| 2023-24      | CLT  | 31-31  | 1022/33.0 | 197-462     | .426 | 35-112   | .313 | 136-170  | .800  | 23       | 107 | 130 | 4.2 | 61-0  | 83  | 92  | 4   | 55  | 565     | 18.2 |
| 2024-25      | UK   | 20-20  | 649/32.5  | 93-192      | .484 | 50-110   | .455 | 28-37    | .757  | 6        | 36  | 42  | 2.1 | 36-0  | 44  | 24  | 1   | 20  | 264     | 13.2 |
| TOTAL FOR UK |      | 20-20  | 649/32.5  | 93-192      | .484 | 50-110   | .455 | 28-37    | .757  | 6        | 36  | 42  | 2.1 | 36-0  | 44  | 24  | 1   | 20  | 264     | 13.2 |
| TOTAL        |      | 111-81 | 2980/26.8 | 510-1165    | .438 | 119-313  | .380 | 295-372  | .793  | 89       | 240 | 329 | 3.0 | 210-3 | 206 | 237 | 15  | 153 | 1434    | 12.9 |



# GABBY BROOKS

#11 • GUARD • SO • 5-10

HARRISONBURG, VA. / BLACKSBURG HS / VIRGINIA TECH

## 2024-25 (SOPHOMORE)

| Opponents            | Min.  | FG  | 3P  | FT  | O-D-T | PF | Pts | A | TO | Stl | Blk |
|----------------------|-------|-----|-----|-----|-------|----|-----|---|----|-----|-----|
| USC Upstate          | 07:32 | 1-4 | 1-4 | 0-0 | 0-0-0 | 0  | 3   | 0 | 0  | 0   | 0   |
| Northern Kentucky    | 02:25 | 0-0 | 0-0 | 0-0 | 0-0-0 | 0  | 0   | 0 | 0  | 0   | 0   |
| Wofford              | 02:11 | 0-1 | 0-1 | 0-0 | 0-0-0 | 1  | 0   | 0 | 1  | 0   | 0   |
| Louisville           |       |     |     |     | DNP   |    |     |   |    |     |     |
| Purdue Fort Wayne    |       |     |     |     | DNP   |    |     |   |    |     |     |
| Arizona State*       |       |     |     |     | DNP   |    |     |   |    |     |     |
| Illinois*            |       |     |     |     | DNP   |    |     |   |    |     |     |
| at North Carolina\$  |       |     |     |     | DNP   |    |     |   |    |     |     |
| Queens               | 05:10 | 0-0 | 0-0 | 0-0 | 0-0-0 | 0  | 0   | 0 | 0  | 0   | 0   |
| at Purdue            |       |     |     |     | DNP   |    |     |   |    |     |     |
| Belmont              |       |     |     |     | DNP   |    |     |   |    |     |     |
| Western Kentucky     |       |     |     |     | DNP   |    |     |   |    |     |     |
| Mississippi State    |       |     |     |     | DNP   |    |     |   |    |     |     |
| at Vanderbilt        |       |     |     |     | DNP   |    |     |   |    |     |     |
| at Florida           |       |     |     |     | DNP   |    |     |   |    |     |     |
| Auburn               |       |     |     |     | DNP   |    |     |   |    |     |     |
| at Georgia           |       |     |     |     | DNP   |    |     |   |    |     |     |
| at Texas A&M         |       |     |     |     | DNP   |    |     |   |    |     |     |
| Arkansas             |       |     |     |     | DNP   |    |     |   |    |     |     |
| Alabama              |       |     |     |     | DNP   |    |     |   |    |     |     |
| at Oklahoma          |       |     |     |     |       |    |     |   |    |     |     |
| at Ole Miss          |       |     |     |     |       |    |     |   |    |     |     |
| Texas                |       |     |     |     |       |    |     |   |    |     |     |
| Georgia              |       |     |     |     |       |    |     |   |    |     |     |
| at Missouri          |       |     |     |     |       |    |     |   |    |     |     |
| LSU                  |       |     |     |     |       |    |     |   |    |     |     |
| Tennessee            |       |     |     |     |       |    |     |   |    |     |     |
| at South Carolina    |       |     |     |     |       |    |     |   |    |     |     |
| *Music City Classic  |       |     |     |     |       |    |     |   |    |     |     |
| \$ SEC/ACC Challenge |       |     |     |     |       |    |     |   |    |     |     |



## EXTRA STATS ...

### 24-25 Career

- 10+ Points
- 15+ Points
- 20+ Points
- 25+ Points
- 30+ Points
- 35+ Points
- 40+ Points
- Made 3+ 3FG
- 10+ Rebs
- Double-dbls
- 3+ Assists
- 2+ Steals
- Led UK in Pts
- Led UK in Rebs
- Led UK in Asts
- Led UK in Stls
- Led UK in Blks

## CAREER HIGHS

|                 |                             |
|-----------------|-----------------------------|
| POINTS:         | 3 vs. USC UPSTATE, 11/04/24 |
| FGM:            | 1 vs. USC UPSTATE, 11/04/24 |
| FGA:            | 4 vs. USC UPSTATE, 11/04/24 |
| FTM:            | --                          |
| FTA:            | --                          |
| 3FGM:           | 1 vs. USC UPSTATE, 11/04/24 |
| 3FGA:           | 4 vs. USC UPSTATE, 11/04/24 |
| O-REBOUNDS:     | --                          |
| D-REBOUNDS:     | --                          |
| TOTAL REBOUNDS: | --                          |
| ASSISTS:        | --                          |
| BLOCKS:         | --                          |
| STEALS:         | --                          |
| MINUTES:        | 7 vs. USC UPSTATE, 11/04/24 |

## SEASON HIGHS

|                 |                             |
|-----------------|-----------------------------|
| POINTS:         | 3 vs. USC UPSTATE, 11/04/24 |
| FGM:            | 1 vs. USC UPSTATE, 11/04/24 |
| FGA:            | 4 vs. USC UPSTATE, 11/04/24 |
| FTM:            | --                          |
| FTA:            | --                          |
| 3FGM:           | 1 vs. USC UPSTATE, 11/04/24 |
| 3FGA:           | 4 vs. USC UPSTATE, 11/04/24 |
| O-REBOUNDS:     | --                          |
| D-REBOUNDS:     | --                          |
| TOTAL REBOUNDS: | --                          |
| ASSISTS:        | --                          |
| BLOCKS:         | --                          |
| STEALS:         | --                          |
| MINUTES:        | 7 vs. USC UPSTATE, 11/04/24 |

|         |      |       |         | Field Goals |      | 3-Point  |      | F-Throws |      | Rebounds |     |     |     | Scoring |   |    |     |     |     |     |
|---------|------|-------|---------|-------------|------|----------|------|----------|------|----------|-----|-----|-----|---------|---|----|-----|-----|-----|-----|
| SEASON  | TEAM | GP-GS | MIN/AVG | FG-FGA      | FG%  | 3FG-3FGA | 3FG% | FT-FTA   | FT%  | OFF      | DEF | TOT | AVG | PF-FO   | A | TO | BLK | STL | PTS | AVG |
| 2024-25 | UK   | 4-0   | 17/4.3  | 1-5         | .200 | 1-5      | .200 | 0-0      | .000 | 0        | 0   | 0   | 0.0 | 1-0     | 0 | 1  | 0   | 0   | 3   | 0.8 |
| TOTAL   |      | 4-0   | 17/4.3  | 1-5         | .200 | 1-5      | .200 | 0-0      | .000 | 0        | 0   | 0   | 0.0 | 1-0     | 0 | 1  | 0   | 0   | 3   | 0.8 |





# DOMINIKA PAUROVÁ

#12 • GUARD • SO • 6-1

MLADÁ BOLESLAV, CZECH REPUBLIC / DME ACADEMY / OREGON STATE

## 2024-25 (SOPHOMORE)

| Opponents            | Min. | FG | 3P | FT                                  | O-D-T | PF | Pts | A | TO | Stl | Blk |
|----------------------|------|----|----|-------------------------------------|-------|----|-----|---|----|-----|-----|
| USC Upstate          |      |    |    | Out Indefinitely (Lower Leg Injury) |       |    |     |   |    |     |     |
| Northern Kentucky    |      |    |    | Out Indefinitely (Lower Leg Injury) |       |    |     |   |    |     |     |
| Wofford              |      |    |    | Out Indefinitely (Lower Leg Injury) |       |    |     |   |    |     |     |
| Louisville           |      |    |    | Out Indefinitely (Lower Leg Injury) |       |    |     |   |    |     |     |
| Purdue Fort Wayne    |      |    |    | Out Indefinitely (Lower Leg Injury) |       |    |     |   |    |     |     |
| Arizona State*       |      |    |    | Out Indefinitely (Lower Leg Injury) |       |    |     |   |    |     |     |
| Illinois*            |      |    |    | Out Indefinitely (Lower Leg Injury) |       |    |     |   |    |     |     |
| at North Carolina\$  |      |    |    | Out Indefinitely (Lower Leg Injury) |       |    |     |   |    |     |     |
| Queens               |      |    |    | Out Indefinitely (Lower Leg Injury) |       |    |     |   |    |     |     |
| at Purdue            |      |    |    | Out Indefinitely (Lower Leg Injury) |       |    |     |   |    |     |     |
| Belmont              |      |    |    | Out Indefinitely (Lower Leg Injury) |       |    |     |   |    |     |     |
| Western Kentucky     |      |    |    | Out Indefinitely (Lower Leg Injury) |       |    |     |   |    |     |     |
| Mississippi State    |      |    |    | Out Indefinitely (Lower Leg Injury) |       |    |     |   |    |     |     |
| at Vanderbilt        |      |    |    | Out Indefinitely (Lower Leg Injury) |       |    |     |   |    |     |     |
| at Florida           |      |    |    | Out Indefinitely (Lower Leg Injury) |       |    |     |   |    |     |     |
| Auburn               |      |    |    | Out Indefinitely (Lower Leg Injury) |       |    |     |   |    |     |     |
| at Georgia           |      |    |    | Out Indefinitely (Lower Leg Injury) |       |    |     |   |    |     |     |
| at Texas A&M         |      |    |    | Out Indefinitely (Lower Leg Injury) |       |    |     |   |    |     |     |
| Arkansas             |      |    |    | Out Indefinitely (Lower Leg Injury) |       |    |     |   |    |     |     |
| Alabama              |      |    |    | Out Indefinitely (Lower Leg Injury) |       |    |     |   |    |     |     |
| at Oklahoma          |      |    |    |                                     |       |    |     |   |    |     |     |
| at Ole Miss          |      |    |    |                                     |       |    |     |   |    |     |     |
| Texas                |      |    |    |                                     |       |    |     |   |    |     |     |
| Georgia              |      |    |    |                                     |       |    |     |   |    |     |     |
| at Missouri          |      |    |    |                                     |       |    |     |   |    |     |     |
| LSU                  |      |    |    |                                     |       |    |     |   |    |     |     |
| Tennessee            |      |    |    |                                     |       |    |     |   |    |     |     |
| at South Carolina    |      |    |    |                                     |       |    |     |   |    |     |     |
| *Music City Classic  |      |    |    |                                     |       |    |     |   |    |     |     |
| \$ SEC/ACC Challenge |      |    |    |                                     |       |    |     |   |    |     |     |

 dpaurova

 DomiPaurova

| EXTRA STATS ... |   |
|-----------------|---|
| 24-25 Career    |   |
| 10+ Points      | 7 |
| 15+ Points      | 2 |
| 20+ Points      |   |
| 25+ Points      |   |
| 30+ Points      |   |
| 35+ Points      |   |
| 40+ Points      |   |
| Made 3+ 3FG     | 1 |
| 10+ Rebs        |   |
| Double-dbls     |   |
| 3+ Assists      | 7 |
| 2+ Steals       | 3 |
| Led UK in Pts   |   |
| Led UK in Rebs  |   |
| Led UK in Asts  |   |
| Led UK in Stls  |   |
| Led UK in Blks  |   |

| CAREER HIGHS    |                                      |
|-----------------|--------------------------------------|
| POINTS:         | 17 VS. EASTERN WASHINGTON, 03/22/24  |
| FGM:            | 6 VS. EASTERN WASHINGTON, 03/22/24   |
| FGA:            | 12 VS. ARKANSAS-PINE BLUFF, 11/06/23 |
| FTM:            | 4 (2x) LAST VS. UCLA, 02/16/24       |
| FTA:            | 6 VS. UCLA, 02/16/24                 |
| 3FGM:           | 3 VS. EASTERN WASHINGTON, 03/22/24   |
| 3FGA:           | 7 VS. STANFORD, 03/08/24             |
| O-REBOUNDS:     | 3 AT WASHINGTON, 02/25/24            |
| D-REBOUNDS:     | 5 (2x) LAST VS. CALIFORNIA, 03/02/24 |
| TOTAL REBOUNDS: | 5 (6x) LAST VS. STANFORD, 02/08/24   |
| ASSISTS:        | 7 VS. MORGAN STATE, 12/28/23         |
| BLOCKS:         | 1 (5x) LAST VS. NOTRE DAME, 03/29/24 |
| STEALS:         | 3 (2x) LAST AT WASHINGTON, 02/25/24  |
| MINUTES:        | 35 VS. ARIZONA, 01/12/24             |

| SEASON HIGHS    |    |
|-----------------|----|
| POINTS:         | -- |
| FGM:            | -- |
| FGA:            | -- |
| FTM:            | -- |
| FTA:            | -- |
| 3FGM:           | -- |
| 3FGA:           | -- |
| O-REBOUNDS:     | -- |
| D-REBOUNDS:     | -- |
| TOTAL REBOUNDS: | -- |
| ASSISTS:        | -- |
| BLOCKS:         | -- |
| STEALS:         | -- |
| MINUTES:        | -- |

|              |      |       |          | Field Goals |      | 3-Point  |      | F-Throws |      | Rebounds |     |     |     |       |    |    |     |     |  |  | Scoring |     |
|--------------|------|-------|----------|-------------|------|----------|------|----------|------|----------|-----|-----|-----|-------|----|----|-----|-----|--|--|---------|-----|
| SEASON       | TEAM | GP-GS | MIN/AVG  | FG-FGA      | FG%  | 3FG-3FGA | 3FG% | FT-FTA   | FT%  | OFF      | DEF | TOT | AVG | PF-FO | A  | TO | BLK | STL |  |  | PTS     | AVG |
| 2023-24      | OSU  | 35-0  | 578/16.5 | 71-148      | .480 | 16-43    | .372 | 33-44    | .750 | 16       | 56  | 72  | 2.1 | 41-0  | 49 | 55 | 5   | 19  |  |  | 191     | 5.5 |
| TOTAL FOR UK |      | 0-0   | 0/0.0    | 0-0         | .000 | 0-0      | .000 | 0-0      | .000 | 0        | 0   | 0   | 0.0 | 0-0   | 0  | 0  | 0   | 0   |  |  | 0       | 0.0 |
| TOTAL        |      | 35-0  | 578/16.5 | 71-148      | .480 | 16-43    | .372 | 33-44    | .750 | 16       | 56  | 72  | 2.1 | 41-0  | 49 | 55 | 5   | 19  |  |  | 191     | 5.5 |



# CLARA STRACK

#13 • CENTER • SO • 6-5

BUFFALO, N.Y. / HAMBURG HS / VIRGINIA TECH

## 2024-25 (SOPHOMORE)

| Opponents            | Min.  | FG    | 3P  | FT  | O-D-T   | PF | Pts | A | TO | Stl | Blk |
|----------------------|-------|-------|-----|-----|---------|----|-----|---|----|-----|-----|
| USC Upstate          | 20:40 | 7-11  | 0-3 | 8-9 | 1-5-6   | 3  | 22  | 2 | 2  | 2   | 2   |
| Northern Kentucky    | 30:50 | 6-10  | 0-1 | 3-4 | 2-11-13 | 3  | 15  | 8 | 2  | 1   | 4   |
| Wofford              | 30:55 | 7-16  | 1-6 | 1-2 | 4-11-15 | 2  | 16  | 5 | 6  | 0   | 4   |
| Louisville           | 43:38 | 5-12  | 0-1 | 2-2 | 2-7-9   | 1  | 12  | 3 | 2  | 0   | 3   |
| Purdue Fort Wayne    | 30:01 | 3-13  | 0-1 | 8-9 | 4-5-9   | 4  | 14  | 4 | 4  | 1   | 3   |
| Arizona State*       | 26:40 | 9-17  | 2-3 | 4-7 | 3-7-10  | 3  | 24  | 2 | 0  | 0   | 3   |
| Illinois*            | 36:37 | 12-18 | 1-3 | 0-1 | 5-10-15 | 2  | 25  | 4 | 2  | 1   | 1   |
| at North Carolina\$  | 25:11 | 2-10  | 0-1 | 0-2 | 2-2-4   | 3  | 4   | 2 | 2  | 0   | 1   |
| Queens               | 26:08 | 7-14  | 0-4 | 2-2 | 2-4-6   | 0  | 16  | 2 | 3  | 2   | 2   |
| at Purdue            | 30:50 | 5-9   | 0-2 | 2-2 | 4-8-12  | 4  | 12  | 4 | 2  | 0   | 3   |
| Belmont              | 36:38 | 4-9   | 0-1 | 4-5 | 3-2-5   | 1  | 12  | 4 | 2  | 1   | 2   |
| Western Kentucky     | 31:41 | 10-15 | 0-0 | 1-1 | 6-6-12  | 3  | 21  | 1 | 3  | 0   | 1   |
| Mississippi State    | 31:10 | 1-8   | 0-3 | 5-6 | 2-9-11  | 4  | 7   | 1 | 1  | 1   | 5   |
| at Vanderbilt        | 37:45 | 6-13  | 1-2 | 4-6 | 4-11-15 | 3  | 17  | 3 | 3  | 0   | 2   |
| at Florida           | 35:20 | 5-13  | 0-4 | 2-4 | 2-6-8   | 3  | 12  | 4 | 3  | 1   | 1   |
| Auburn               | 29:36 | 6-8   | 1-2 | 3-4 | 0-5-5   | 4  | 16  | 2 | 2  | 1   | 4   |
| at Georgia           | 38:18 | 9-19  | 1-5 | 6-7 | 3-9-12  | 3  | 25  | 4 | 0  | 0   | 1   |
| at Texas A&M         | 21:51 | 2-12  | 0-2 | 2-2 | 2-3-5   | 4  | 6   | 1 | 2  | 0   | 0   |
| Arkansas             | 25:18 | 7-14  | 1-3 | 2-4 | 2-8-10  | 4  | 17  | 1 | 0  | 0   | 4   |
| Alabama              | 38:59 | 7-14  | 0-1 | 0-0 | 5-9-14  | 1  | 14  | 3 | 3  | 0   | 1   |
| at Oklahoma          |       |       |     |     |         |    |     |   |    |     |     |
| at Ole Miss          |       |       |     |     |         |    |     |   |    |     |     |
| Texas                |       |       |     |     |         |    |     |   |    |     |     |
| Georgia              |       |       |     |     |         |    |     |   |    |     |     |
| at Missouri          |       |       |     |     |         |    |     |   |    |     |     |
| LSU                  |       |       |     |     |         |    |     |   |    |     |     |
| Tennessee            |       |       |     |     |         |    |     |   |    |     |     |
| at South Carolina    |       |       |     |     |         |    |     |   |    |     |     |
| *Music City Classic  |       |       |     |     |         |    |     |   |    |     |     |
| \$ SEC/ACC Challenge |       |       |     |     |         |    |     |   |    |     |     |



## EXTRA STATS ...

|                | 24-25 | Career |
|----------------|-------|--------|
| 10+ Points     | 17    | 22     |
| 15+ Points     | 11    | 14     |
| 20+ Points     | 5     | 5      |
| 25+ Points     | 2     | 2      |
| 30+ Points     |       |        |
| 35+ Points     |       |        |
| 40+ Points     |       |        |
| Made 3+ 3FG    |       |        |
| 10+ Rebs       | 11    | 13     |
| Double-dbls    | 10    | 11     |
| 3+ Assists     | 11    | 11     |
| 2+ Steals      | 2     | 2      |
| Led UK in Pts  | 5     | 5      |
| Led UK in Rebs | 8     | 8      |
| Led UK in Asts | 2     | 2      |
| Led UK in Stls | 4     | 4      |
| Led UK in Blks | 12    | 12     |

## CAREER HIGHS

|                 |   |
|-----------------|---|
| POINTS:         | 25 (2x) LAST AT GEORGIA, 01/19/25           |
| FGM:            | 12 vs. ILLINOIS, 11/27/24                   |
| FGA:            | 19 AT GEORGIA, 01/19/25                     |
| FTM:            | 8 (2x) LAST vs. PURDUE FORT WAYNE, 11/18/24 |
| FTA:            | 9 (2x) LAST vs. PURDUE FORT WAYNE, 11/18/24 |
| 3FGM:           | 2 vs. ARIZONA STATE, 11/26/24               |
| 3FGA:           | 6 vs. WOFFORD, 11/12/24                     |
| O-REBOUNDS:     | 6 vs. WESTERN KENTUCKY, 12/28/24            |
| D-REBOUNDS:     | 11 (3x) LAST AT VANDERBILT, 01/05/25        |
| TOTAL REBOUNDS: | 15 (3x) LAST AT VANDERBILT, 01/05/25        |
| ASSISTS:        | 8 vs. NORTHERN KENTUCKY, 11/07/24           |
| BLOCKS:         | 5 vs. MISSISSIPPI STATE, 01/02/25           |
| STEALS:         | 2 (2x) LAST vs. QUEENS, 12/09/24            |
| MINUTES:        | 44 vs. LOUISVILLE, 11/16/24                 |

## SEASON HIGHS

|                 |   |
|-----------------|---|
| POINTS:         | 25 (2x) LAST AT GEORGIA, 01/19/25           |
| FGM:            | 12 vs. ILLINOIS, 11/27/24                   |
| FGA:            | 19 AT GEORGIA, 01/19/25                     |
| FTM:            | 8 (2x) LAST vs. PURDUE FORT WAYNE, 11/18/24 |
| FTA:            | 9 (2x) LAST vs. PURDUE FORT WAYNE, 11/18/24 |
| 3FGM:           | 2 vs. ARIZONA STATE, 11/26/24               |
| 3FGA:           | 6 vs. WOFFORD, 11/12/24                     |
| O-REBOUNDS:     | 6 vs. WESTERN KENTUCKY, 12/28/24            |
| D-REBOUNDS:     | 11 (3x) LAST AT VANDERBILT, 01/05/25        |
| TOTAL REBOUNDS: | 15 (3x) LAST AT VANDERBILT, 01/05/25        |
| ASSISTS:        | 8 vs. NORTHERN KENTUCKY, 11/07/24           |
| BLOCKS:         | 5 vs. MISSISSIPPI STATE, 01/02/25           |
| STEALS:         | 2 (2x) LAST vs. QUEENS, 12/09/24            |
| MINUTES:        | 44 vs. LOUISVILLE, 11/16/24                 |

|              |      |       |           | Field Goals |      | 3-Point  |      | F-Throws |      | Rebounds |     |     |     |       |    |    |     |     |  |  | Scoring |      |
|--------------|------|-------|-----------|-------------|------|----------|------|----------|------|----------|-----|-----|-----|-------|----|----|-----|-----|--|--|---------|------|
| SEASON       | TEAM | GP-GS | MIN/AVG   | FG-FGA      | FG%  | 3FG-3FGA | 3FG% | FT-FTA   | FT%  | OFF      | DEF | TOT | AVG | PF-FO | A  | TO | BLK | STL |  |  | PTS     | AVG  |
| 2023-24      | VT   | 33-2  | 454/13.8  | 62-110      | .564 | 2-3      | .667 | 23-38    | .605 | 52       | 82  | 134 | 4.1 | 47-2  | 24 | 35 | 39  | 4   |  |  | 149     | 4.5  |
| 2024-25      | UK   | 20-20 | 628/31.4  | 120-255     | .471 | 8-48     | .167 | 59-79    | .747 | 58       | 138 | 196 | 9.8 | 55-0  | 60 | 44 | 47  | 11  |  |  | 307     | 15.4 |
| TOTAL FOR UK |      | 20-20 | 628/31.4  | 120-255     | .471 | 8-48     | .167 | 59-79    | .747 | 58       | 138 | 196 | 9.8 | 55-0  | 60 | 44 | 47  | 11  |  |  | 307     | 15.4 |
| TOTAL        |      | 53-22 | 1083/20.4 | 182-365     | .499 | 10-51    | .196 | 82-117   | .701 | 110      | 220 | 330 | 6.2 | 102-2 | 84 | 79 | 86  | 15  |  |  | 456     | 8.6  |



# CLARA SILVA

#17 • CENTER • FR • 6-7

FARO, PORTUGAL / ESCOLA SECUNDÁRIA DE FONSECA BENEVIDES

## 2024-25 (FRESHMAN)

| Opponents            | Min.  | FG   | 3P  | FT  | O-D-T | PF | Pts | A | TO | Stl | Blk |
|----------------------|-------|------|-----|-----|-------|----|-----|---|----|-----|-----|
| USC Upstate          | 23:13 | 6-6  | 0-0 | 2-2 | 5-2-7 | 3  | 14  | 2 | 0  | 0   | 6   |
| Northern Kentucky    | 22:23 | 9-14 | 0-0 | 0-1 | 4-0-4 | 0  | 18  | 2 | 0  | 0   | 5   |
| Wofford              | 22:31 | 2-4  | 0-0 | 0-0 | 1-4-5 | 2  | 4   | 2 | 3  | 0   | 3   |
| Louisville           | 08:18 | 0-1  | 0-0 | 0-0 | 0-1-1 | 0  | 0   | 0 | 1  | 0   | 0   |
| Purdue Fort Wayne    | 05:03 | 0-0  | 0-0 | 0-0 | 0-0-0 | 0  | 0   | 0 | 0  | 0   | 0   |
| Arizona State*       | 09:33 | 1-2  | 0-0 | 2-2 | 1-1-2 | 1  | 4   | 0 | 0  | 0   | 1   |
| Illinois*            | 16:43 | 3-5  | 0-0 | 0-0 | 1-5-6 | 1  | 6   | 0 | 2  | 0   | 0   |
| at North Carolina\$  | 14:39 | 1-4  | 0-0 | 0-0 | 1-1-2 | 2  | 2   | 0 | 1  | 0   | 1   |
| Queens               | 14:19 | 1-7  | 0-0 | 2-2 | 3-1-4 | 3  | 4   | 1 | 3  | 0   | 0   |
| at Purdue            | 11:14 | 1-1  | 0-0 | 0-0 | 0-2-2 | 2  | 2   | 0 | 1  | 0   | 0   |
| Belmont              | 08:24 | 3-3  | 0-0 | 0-0 | 0-0-0 | 0  | 6   | 0 | 0  | 0   | 0   |
| Western Kentucky     | 09:30 | 2-2  | 0-0 | 0-0 | 0-1-1 | 0  | 4   | 2 | 0  | 0   | 0   |
| Mississippi State    | 12:21 | 1-1  | 0-0 | 0-2 | 0-1-1 | 1  | 2   | 1 | 0  | 0   | 0   |
| at Vanderbilt        | 13:12 | 1-1  | 0-0 | 0-0 | 0-4-4 | 3  | 2   | 2 | 1  | 0   | 1   |
| at Florida           | 14:46 | 3-4  | 0-0 | 0-0 | 0-1-1 | 0  | 6   | 0 | 1  | 1   | 0   |
| Auburn               | 10:25 | 1-2  | 0-0 | 1-1 | 1-3-4 | 0  | 3   | 0 | 1  | 1   | 0   |
| at Georgia           | 04:08 | 0-0  | 0-0 | 0-0 | 0-0-0 | 1  | 0   | 0 | 1  | 0   | 0   |
| at Texas A&M         | 16:07 | 1-3  | 0-0 | 2-2 | 1-3-4 | 1  | 4   | 0 | 1  | 0   | 0   |
| Arkansas             | 08:42 | 1-4  | 0-0 | 2-4 | 3-2-5 | 1  | 4   | 1 | 0  | 0   | 0   |
| Alabama              | 04:09 | 0-2  | 0-0 | 0-0 | 0-0-0 | 0  | 0   | 0 | 0  | 0   | 0   |
| at Oklahoma          |       |      |     |     |       |    |     |   |    |     |     |
| at Ole Miss          |       |      |     |     |       |    |     |   |    |     |     |
| Texas                |       |      |     |     |       |    |     |   |    |     |     |
| Georgia              |       |      |     |     |       |    |     |   |    |     |     |
| at Missouri          |       |      |     |     |       |    |     |   |    |     |     |
| LSU                  |       |      |     |     |       |    |     |   |    |     |     |
| Tennessee            |       |      |     |     |       |    |     |   |    |     |     |
| at South Carolina    |       |      |     |     |       |    |     |   |    |     |     |
| *Music City Classic  |       |      |     |     |       |    |     |   |    |     |     |
| \$ SEC/ACC Challenge |       |      |     |     |       |    |     |   |    |     |     |

## EXTRA STATS ...

### 24-25 Career

|                |   |   |
|----------------|---|---|
| 10+ Points     | 2 | 2 |
| 15+ Points     | 1 | 1 |
| 20+ Points     |   |   |
| 25+ Points     |   |   |
| 30+ Points     |   |   |
| 35+ Points     |   |   |
| 40+ Points     |   |   |
| Made 3+ 3FG    |   |   |
| 10+ Rebs       |   |   |
| Double-dbls    |   |   |
| 3+ Assists     |   |   |
| 2+ Steals      |   |   |
| Led UK in Pts  | 1 | 1 |
| Led UK in Rebs |   |   |
| Led UK in Asts |   |   |
| Led UK in Stls | 1 | 1 |
| Led UK in Blks | 3 | 3 |

## CAREER HIGHS

|                 |                                     |
|-----------------|-------------------------------------|
| POINTS:         | 18 vs. NORTHERN KENTUCKY, 11/07/24  |
| FGM:            | 9 vs. NORTHERN KENTUCKY, 11/07/24   |
| FGA:            | 14 vs. NORTHERN KENTUCKY, 11/07/24  |
| FTM:            | 2 (5x) LAST vs. ARKANSAS, 01/26/25  |
| FTA:            | 4 vs. ARKANSAS, 01/26/25            |
| 3FGM:           | --                                  |
| 3FGA:           | --                                  |
| O-REBOUNDS:     | 5 vs. USC UPSTATE, 11/04/24         |
| D-REBOUNDS:     | 5 vs. ILLINOIS, 11/27/24            |
| TOTAL REBOUNDS: | 7 vs. USC UPSTATE, 11/04/24         |
| ASSISTS:        | 2 (4x) LAST AT VANDERBILT, 01/05/25 |
| BLOCKS:         | 6 vs. USC UPSTATE, 11/04/24         |
| STEALS:         | 1 (2x) LAST vs. AUBURN, 01/12/25    |
| MINUTES:        | 23 vs. USC UPSTATE, 11/04/24        |

## SEASON HIGHS

|                 |                                     |
|-----------------|-------------------------------------|
| POINTS:         | 18 vs. NORTHERN KENTUCKY, 11/07/24  |
| FGM:            | 9 vs. NORTHERN KENTUCKY, 11/07/24   |
| FGA:            | 14 vs. NORTHERN KENTUCKY, 11/07/24  |
| FTM:            | 2 (5x) LAST vs. ARKANSAS, 01/26/25  |
| FTA:            | 4 vs. ARKANSAS, 01/26/25            |
| 3FGM:           | --                                  |
| 3FGA:           | --                                  |
| O-REBOUNDS:     | 5 vs. USC UPSTATE, 11/04/24         |
| D-REBOUNDS:     | 5 vs. ILLINOIS, 11/27/24            |
| TOTAL REBOUNDS: | 7 vs. USC UPSTATE, 11/04/24         |
| ASSISTS:        | 2 (4x) LAST AT VANDERBILT, 01/05/25 |
| BLOCKS:         | 6 vs. USC UPSTATE, 11/04/24         |
| STEALS:         | 1 (2x) LAST vs. AUBURN, 01/12/25    |
| MINUTES:        | 23 vs. USC UPSTATE, 11/04/24        |

|         |      |       |          | Field Goals |      | 3-Point  |      | F-Throws |      | Rebounds |     |     |     |       |    |    |     |     | Scoring |     |
|---------|------|-------|----------|-------------|------|----------|------|----------|------|----------|-----|-----|-----|-------|----|----|-----|-----|---------|-----|
| SEASON  | TEAM | GP-GS | MIN/AVG  | FG-FGA      | FG%  | 3FG-3FGA | 3FG% | FT-FTA   | FT%  | OFF      | DEF | TOT | AVG | PF-FO | A  | TO | BLK | STL | PTS     | AVG |
| 2024-25 | UK   | 20-0  | 250/12.5 | 37-66       | .561 | 0-0      | .000 | 11-16    | .688 | 21       | 32  | 53  | 2.7 | 21-0  | 13 | 16 | 18  | 2   | 85      | 4.3 |
| TOTAL   |      | 20-0  | 250/12.5 | 37-66       | .561 | 0-0      | .000 | 11-16    | .688 | 21       | 32  | 53  | 2.7 | 21-0  | 13 | 16 | 18  | 2   | 85      | 4.3 |



# AMELIA HASSETT

#32 • FORWARD • JR • 6-3

ALBURY, NEW SOUTH WALES, AUSTRALIA / TUMUT HS / EASTERN FLORIDA STATE COLLEGE



## 2024-25 (JUNIOR)

| Opponents           | Min.  | FG   | 3P   | FT  | O-D-T   | PF | Pts | A | TO | Stl | Blk |
|---------------------|-------|------|------|-----|---------|----|-----|---|----|-----|-----|
| USC Upstate         | 30:18 | 5-8  | 4-7  | 0-1 | 1-8-9   | 2  | 14  | 2 | 2  | 2   | 1   |
| Northern Kentucky   | 30:16 | 2-8  | 1-6  | 0-0 | 4-12-16 | 3  | 5   | 1 | 0  | 0   | 3   |
| Wofford             | 24:42 | 2-6  | 1-5  | 0-0 | 1-5-6   | 3  | 5   | 2 | 2  | 2   | 0   |
| Louisville          | 43:18 | 2-4  | 0-1  | 5-6 | 0-13-13 | 3  | 9   | 1 | 2  | 0   | 0   |
| Purdue Fort Wayne   | 21:19 | 1-2  | 0-0  | 1-1 | 1-7-8   | 4  | 3   | 2 | 0  | 0   | 1   |
| Arizona State*      | 30:20 | 2-10 | 1-7  | 3-4 | 1-8-9   | 3  | 8   | 2 | 0  | 0   | 0   |
| Illinois*           | 33:49 | 4-8  | 2-6  | 0-0 | 1-8-9   | 2  | 10  | 1 | 1  | 0   | 0   |
| at North Carolina\$ | 37:20 | 4-9  | 4-8  | 1-2 | 0-13-13 | 2  | 13  | 0 | 2  | 1   | 1   |
| Queens              | 28:43 | 7-14 | 3-9  | 2-2 | 0-6-6   | 3  | 19  | 3 | 2  | 1   | 1   |
| at Purdue           | 35:60 | 7-13 | 5-10 | 3-3 | 0-9-9   | 2  | 22  | 2 | 2  | 1   | 0   |
| Belmont             | 39:33 | 6-11 | 4-9  | 0-0 | 0-11-11 | 0  | 16  | 1 | 4  | 2   | 0   |
| Western Kentucky    | 30:44 | 3-8  | 1-4  | 2-2 | 3-9-12  | 4  | 9   | 3 | 1  | 2   | 1   |
| Mississippi State   | 35:10 | 4-8  | 3-6  | 3-4 | 2-7-9   | 4  | 14  | 5 | 0  | 0   | 1   |
| at Vanderbilt       | 30:38 | 7-11 | 6-10 | 0-0 | 2-7-9   | 4  | 20  | 5 | 0  | 0   | 0   |
| at Florida          | 30:54 | 1-5  | 1-5  | 2-2 | 1-4-5   | 2  | 5   | 2 | 0  | 2   | 1   |
| Auburn              | 33:26 | 1-5  | 1-5  | 0-0 | 1-5-6   | 3  | 3   | 3 | 3  | 0   | 2   |
| at Georgia          | 36:12 | 6-11 | 2-7  | 0-0 | 1-9-10  | 2  | 14  | 0 | 1  | 1   | 1   |
| at Texas A&M        | 29:39 | 0-3  | 0-2  | 0-0 | 0-5-5   | 4  | 0   | 1 | 1  | 1   | 0   |
| Arkansas            | 35:29 | 4-10 | 4-8  | 2-2 | 0-7-7   | 0  | 14  | 4 | 1  | 1   | 4   |
| Alabama             | 34:56 | 4-8  | 2-6  | 1-2 | 0-7-7   | 3  | 11  | 2 | 2  | 3   | 2   |
| at Oklahoma         |       |      |      |     |         |    |     |   |    |     |     |
| at Ole Miss         |       |      |      |     |         |    |     |   |    |     |     |
| Texas               |       |      |      |     |         |    |     |   |    |     |     |
| Georgia             |       |      |      |     |         |    |     |   |    |     |     |
| at Missouri         |       |      |      |     |         |    |     |   |    |     |     |
| LSU                 |       |      |      |     |         |    |     |   |    |     |     |
| Tennessee           |       |      |      |     |         |    |     |   |    |     |     |
| at South Carolina   |       |      |      |     |         |    |     |   |    |     |     |

\*Music City Classic  
\$ SEC/ACC Challenge

## EXTRA STATS ...

### 24-25 Career

|                |    |    |
|----------------|----|----|
| 10+ Points     | 11 | 57 |
| 15+ Points     | 4  | 28 |
| 20+ Points     | 2  | 18 |
| 25+ Points     | 6  |    |
| 30+ Points     | 2  |    |
| 35+ Points     | 1  |    |
| 40+ Points     |    |    |
| Made 3+ 3FG    | 8  | 22 |
| 10+ Rebs       | 6  | 37 |
| Double-dbls    | 3  | 30 |
| 3+ Assists     | 6  | 26 |
| 2+ Steals      | 5  | 36 |
| Led UK in Pts  | 1  | 1  |
| Led UK in Rebs | 6  | 6  |
| Led UK in Asts |    |    |
| Led UK in Stls | 6  | 6  |
| Led UK in Blks | 5  | 5  |

## CAREER HIGHS

|                 |   |
|-----------------|---|
| POINTS:         | 35 vs. PENSACOLA STATE COLLEGE, 11/04/23                  |
| FGM:            | 12 vs. MIAMI DADE COLLEGE, 12/16/23                       |
| FGA:            | 21 AT HILLSBOROUGH COMMUNITY COLLEGE, 12/13/23            |
| FTM:            | 10 AT INDIAN RIVER STATE COLLEGE, 02/17/24                |
| FTA:            | 10 AT INDIAN RIVER STATE COLLEGE, 02/17/24                |
| 3FGM:           | 6 AT VANDERBILT, 01/05/25                                 |
| 3FGA:           | 10 (2x) LAST AT VANDERBILT, 01/05/25                      |
| O-REBOUNDS:     | 12 AT HILLSBOROUGH COMMUNITY COLLEGE, 01/31/24            |
| D-REBOUNDS:     | 15 (2x) LAST vs. HILLSBOROUGH COMMUNITY COLLEGE, 03/14/24 |
| TOTAL REBOUNDS: | 16 vs. NORTHERN KENTUCKY, 11/07/24                        |
| ASSISTS:        | 8 AT GULF COAST STATE COLLEGE, 11/10/23                   |
| BLOCKS:         | 7 vs. PENSACOLA STATE COLLEGE, 11/04/23                   |
| STEALS:         | 5 vs. MIAMI DADE COLLEGE, 12/16/23                        |
| MINUTES:        | 43 vs. LOUISVILLE, 11/16/24                               |

## SEASON HIGHS

|                 |  |
|-----------------|--|
| POINTS:         | 22 AT PURDUE, 12/14/24                   |
| FGM:            | 7 (3x) LAST AT VANDERBILT, 01/05/25      |
| FGA:            | 14 vs. QUEENS, 12/09/24                  |
| FTM:            | 5 vs. LOUISVILLE, 11/16/24               |
| FTA:            | 6 vs. LOUISVILLE, 11/16/24               |
| 3FGM:           | 6 AT VANDERBILT, 01/05/25                |
| 3FGA:           | 10 (2x) LAST AT VANDERBILT, 01/05/25     |
| O-REBOUNDS:     | 4 vs. NORTHERN KENTUCKY, 11/07/24        |
| D-REBOUNDS:     | 13 (2x) LAST AT NORTH CAROLINA, 12/05/24 |
| TOTAL REBOUNDS: | 16 vs. NORTHERN KENTUCKY, 11/07/24       |
| ASSISTS:        | 5 (2x) LAST AT VANDERBILT, 01/05/25      |
| BLOCKS:         | 3 vs. NORTHERN KENTUCKY, 11/07/24        |
| STEALS:         | 3 vs. ALABAMA, 01/30/25                  |
| MINUTES:        | 43 vs. LOUISVILLE, 11/16/24              |

## CAREER STATS

|             | GP-GS | Avg. Min. | FG-FGA  | Pct. | 3FG/3FGA | Pct. | FT/FTA  | Pct. | O-D-Tot.    | PF-FO | A   | T/O | Stl. | Blk. | Pts.  | Avg. |
|-------------|-------|-----------|---------|------|----------|------|---------|------|-------------|-------|-----|-----|------|------|-------|------|
| 2022-23     | 35-33 | 17.3      | 121-237 | 51.1 | 17-70    | 24.3 | 51-65   | 78.5 | 86-166-252  | 56-0  | 50  | 54  | 46   | 53   | 310   | 8.9  |
| 2023-24     | 32-32 | 27.0      | 229-421 | 54.4 | 59-146   | 40.4 | 92-108  | 85.2 | 112-295-407 | 67-2  | 97  | 70  | 48   | 87   | 609   | 19.0 |
| JUCO Totals | 67-65 | 21.9      | 350-658 | 53.2 | 76-216   | 35.2 | 143-173 | 82.7 | 198-461-659 | 123-2 | 147 | 124 | 94   | 140  | 919   | 13.7 |
| 2024-25     | 20-20 | 653/32.6  | 72-162  | .444 | 45-121   | .372 | 25-31   | .806 | 19-160-179  | 53-0  | 42  | 26  | 19   | 19   | 214   | 10.7 |
| UK Totals   | 20-20 | 653/32.6  | 72-162  | .444 | 45-121   | .372 | 25-31   | .806 | 19-160-179  | 53-0  | 42  | 26  | 19   | 19   | 214   | 10.7 |
| Totals      | 87-85 | 27.25     | 422-820 | .515 | 118-337  | .350 | 168-204 | .823 | 217-621-838 | 176-2 | 189 | 150 | 113  | 159  | 1,133 | 13.0 |