



OKLAHOMA

S O F T B A L L

2000, 2013, 2016, 2017, 2021, 2022, 2023 NATIONAL CHAMPIONS • 16 WCWS APPEARANCES • 23 BIG 12 TITLES
80 ALL-AMERICA HONORS • 161 ALL-REGION HONORS • 252 ALL-CONFERENCE HONORS

UPCOMING TOURNAMENT & BROADCAST SCHEDULE

Date	Opponent	Location	Time (CT)	Television	Radio
Feb. 8	Utah Valley	Puerto Vallarta, Mexico	10:30 a.m.	FloSoftball	1560 AM/103.3 FM The Franchise 2
Feb. 8	Duke	Puerto Vallarta, Mexico	1 p.m.	FloSoftball	1560 AM/103.3 FM The Franchise 2
Feb. 9	Washington	Puerto Vallarta, Mexico	8:30 p.m.	FloSoftball	107.7 FM The Franchise
Feb. 10	Long Beach State	Puerto Vallarta, Mexico	1 p.m.	FloSoftball	107.7 FM The Franchise

2024 AT A GLANCE

Under Gasso (since '95):1,456-345-2 (.808)
Overall record: 0-0
Big 12 record:
Home record:
Road record:
Neutral record:
Record in series:
Record in home series:
Record in road series:
Series openers:
Series finales:
Rubber games:
Sweeps/Sweep:
February:
March:
April:
May:
June:
Day games:
Night games:
vs. ACC:
vs. Big Ten:
vs. Big 12:
vs. Pac-12:
vs. SEC:
vs. non-Power Five:
Games vs. LH starter:
Games vs. RH starter:
Sooners score first:
Opponent scores first:
Come-from-behind wins:
Leading after 5/6 inn.: 0-0/0-0
Trailing after 5/6 inn.: 0-0/0-0
Tied after 5/6 inn.: 0-0/0-0
Extra-innings:
1-run games:
Sooners out-hit opp.:
Opp. out-hit Sooners:
Sooners/Opp. have = hits:
Run differential: +0 (0-0)
Sooners get quality start:
Sooners starter goes 5+ IP:
Longest win-streak:
Longest losing-streak:
When Sooners score 6+:
When Sooners score 3+:
Sooners get 10+ hits:
Walk-off W/L:
Shutouts W/L:
Run-rule W/L:
Average time of game:
Attendance high:
Attendance total:
Attendance average:
Love's Field sellouts - 2024/All-Time:

THE MATCHUP



VS



OKLAHOMA SOONERS (0-0, 0-0 BIG 12)

National Ranking (NFCA/USA Softball): 1/1 | RPI: N/A
2023 Team BA: .366 | '23 Team ERA: 0.96 | '23 Runs Scored: 501 | '23 Runs Allowed: 59
Head Coach: Patty Gasso (Long Beach State, 1984) | Record: 1,456-345-2 (.808) [30th year]

UTAH VALLEY WOLVERINES (0-0, 0-0 WAC)

National Ranking (NFCA/USA Softball): NR/NR | RPI: N/A
2023 Team BA: .266 | '23 Team ERA: 4.93 | '23 Runs Scored: 191 | '23 Runs Allowed: 253
Head Coach: Cody Thomson | Record: 41-59 (.410) [3rd year]

DUKE BLUE DEVILS (0-0, 0-0 ACC)

National Ranking (NFCA/USA Softball): 11/9 | RPI: N/A
2023 Team BA: .318 | '23 Team ERA: 2.11 | '23 Runs Scored: 351 | '23 Runs Allowed: 168
Head Coach: Marissa Young | Record: 213-97 (.687) [7th year]

SOONERS VS. WOLVERINES

2024 record: 0-0
Current streak: 4 wins
All-Time Record: 4-0
All-Time at Home: 4-0
All-Time in Orem:

Last Five Meetings:

Date	Site	Score	Winner/Loser/Save
5/3/15	OU	W, 14-0	Parker/Moore
5/2/15	OU	W, 13-0	Stevens/Christensen
3/12/06	OU	W, 14-1	Hudsonpillar/Roberts
3/11/06	OU	W, 19-7	Mathis/Boyer

STREAKS

Current streak 53 wins
Last 5 games
Last 10 games
Last 15 games
Last 20 games

SOONERS VS. BLUE DEVILS

2024 record: 0-0
Current streak: 1 win
All-Time Record: 1-0
All-Time at Home:
All-Time in Durham:

Last Meeting:

Date	Site	Score	Winner/Loser/Save
2/9/23	Neutral	W, 4-0	Bahl/Davidson

OU BY THE NUMBERS (2023)

Batting average366
Runs Per Game 8.08
Home Runs 117
RISP393
Errors 19
Team ERA 0.96
Starters W-L 53-1
Starters ERA 1.09
Relievers W-L-S 8-0-6
Relievers ERA 0.39

UPCOMING MILESTONES

PLAYER/COACH	CURRENT NO.	MILESTONE WITHIN REACH
Patty Gasso	1,456 DI wins	Needs 1 to tie Margie Wright (Illinois State/Fresno State) for third all-time
Kinzie Hansen	49 home runs	Needs 1 to reach 50 for career
Tiare Jennings	245 RBIs	Needs 9 to tie Lauren Chamberlain (254) for second on OU's all-time list
Nicole May	48 wins	Needs 2 to reach 50 for career
Kelly Maxwell	746 strikeouts	Needs 4 to reach 750 for career

PRONUNCIATION GUIDE

Patty Gasso	GAS-oh
Jennifer Rocha	ROACH-uh
JT Gasso	GAS-oh
Falepolima Steele	fah-lay-po-LEE-muh
Maya Bland	MY-uh
Alyssa Brito	BREE-toe
Kierston Deal	KEER-stin
SJ Geurin	GEAR-in
Tiare Jennings	tee-ARR-ay
Quincee Lilio	LIL-ee-oh
Nelly McEnroe-Marinas	muh-REE-nuss
Paytn Monticelli	PAIT-in mont-uh-SELL-ee
Alynah Torres	uh-LEEN-uh

QUICK FACTS

THE UNIVERSITY

Location	Norman, Okla.
Founded	1890
Enrollment	32,676
Nickname	Sooners
Colors	Crimson and Cream
Conference	Big 12
President	Joseph Harroz Jr.
VP/Director of Athletics	Joe Castiglione

OKLAHOMA PROGRAM HISTORY

First Year of Softball	1975
All-Time Record	2,015-794-2 (.717)
All-Time Big 12 Record	394-87 (.819)
Big 12 Regular Season Titles	15
Big 12 Championship Titles	8
NCAA Tournament Appearances	29 (1994-2023)
Super Regional Appearances	16
'05, '07, '08, '10, '11, '12, '13, '14, '15, '16, '17, '18, '19, '21, '22, '23	
WCWS Appearances	16
'00, '01, '02, '03, '04, '11, '12, '13, '14, '16, '17, '18, '19, '21, '22, '23	
National Championships	7 (2000, '13, '16, '17, '21, '22, '23)

STAFF INFORMATION

Head Coach	Patty Gasso (Long Beach State, 1984)
Career Record	1,617-404-3 (.799) [34rd year]
Record at OU	1,456-345-2 (.808) [30th year]
Associate Head Coach	Jennifer Rocha
Associate Head Coach	JT Gasso
Assistant Coach	Falepolima Steele
Director of Operations	Jackie Livingston

STADIUM INFORMATION

Stadium (Capacity)	Love's Field (4,200)
All-Time Stadium Record	0-0 (First Season)

2024 OUTLOOK

Letterwinners Returning/Lost	15/7
Position Starters Returning/Lost	7/2
Primary Pitchers Returning/Lost	2/2
Newcomers	8
All-Americans Returning/Lost	4/1

2023 TEAM INFORMATION

Overall Record	61-1
Conference Record (Finish)	18-0 (1st)
NCAA Postseason	National Champions
NFCA Final Ranking	1

COMMUNICATIONS INFORMATION

Communications Contact	Thomas Breach
E-Mail	tbreach@ou.edu
Phone	Office: 405-325-8571 Cell: 320-339-6686

CONNECT WITH THE #SOONERS

Twitter	@OU_Softball
Instagram	@OU_Softball
Facebook	Oklahoma Softball

2024 OKLAHOMA SOFTBALL ROSTER

#	Name	Pos.	B/T	Ht.	Cl.	Hometown (Previous School)
0	Rylie Boone	OF	L/L	5-3	Sr. [^]	Tulsa, Okla. (Owasso HS)
1	Cydney Sanders	INF	R/R	5-8	Jr.	San Marcos, Calif. (Arizona State)
2	Nelly McEnroe-Marinas	INF	R/R	5-8	Fr.	Waianae, Hawaii (Maryknoll HS)
5	Ella Parker	INF	L/L	5-8	Fr.	Los Angeles, Calif. (Notre Dame HS)
7	Kasidi Pickering	OF	L/R	5-9	Fr.	Humble, Texas (Atascocita HS)
8	Karlie Keeney	RHP	R/R	5-10	Gr.	Providence, Ky. (Liberty)
9	Kinzie Hansen	C	R/R	6-0	Gr.	Norco, Calif. (Norco HS)
11	Kierston Deal	LHP	L/L	5-9	So.	Winston Salem, N.C. (East Forsyth HS)
12	Maya Bland	OF	L/R	5-7	Fr.	Argyle, Texas (Argyle HS)
17	Paytn Monticelli	RHP	R/R	6-1	So	Cedarburg, Wis. (Wisconsin)
19	Nicole May	RHP	R/R	5-11	Sr.	Pleasanton, Calif. (Foothill HS)
23	Tiare Jennings	INF	R/R	5-8	Sr.	San Pedro, Calif. (St. Anthony's HS)
24	Jayda Coleman	OF	L/L	5-9	Sr.	The Colony, Texas (The Colony HS)
27	Hannah Coor	OF	R/R	5-9	R-So.	Yorba Linda, Calif. (Esperanza HS)
28	Kelly Maxwell	LHP	L/L	5-10	Gr.	Friendswood, Texas (Oklahoma State)
30	Riley Ludlam	C/1B	R/R	6-0	Gr.	Fort Myers, Fla. (Furman)
33	Alyssa Brito	INF	R/R	5-7	Sr.	Tustin, Calif. (Oregon)
40	Alynah Torres	INF/OF	R/R	5-7	Sr. [^]	Glendale, Ariz. (Arizona State)
43	Quincee Lilio	INF/OF	L/R	5-2	R-So.	Oceanside, Calif. (Great Oak HS)
82	Avery Hodge	INF	L/R	5-6	So.	Richmond, Texas (Fort Bend Christian Academy)
85	SJ Geurin	LHP	L/L	5-8	R-Fr.	Leander, Texas (Leander HS)

[^] Denotes super senior (was also a senior during 2023 season)

Head Coach: Patty Gasso

Associate Head Coaches: Jennifer Rocha and JT Gasso

Assistant Coach: Falepolima Steele

Graduate Assistants: Lauren Foster, Giselle Juarez

Director of Player Development: Ryan Wondrasek

LEADING OFF

OU Three-time defending national champion No. 1/1 Oklahoma Softball begins its 2024 campaign with a trip to the Puerto Vallarta College Challenge in Puerto Vallarta, Mexico. The Sooners open the season on Thursday, Feb. 8 against Utah Valley at 10:30 a.m. CT before meeting No. 11/9 Duke at 1 p.m.

OU faces No. 10/7 Washington on Friday, Feb. 9 at 8:30 p.m. then closes its trip to Mexico with a 1 p.m. start vs. Long Beach State on Saturday, Feb. 10.

All four games will be played at Nancy Almaraz Stadium in Puerto Vallarta. Live streaming will be available via FloSoftball (\$) in addition to radio coverage by The Franchise. Thursday's pair of opening-day games will be broadcast on 1560 AM/103.3 FM The Franchise 2 with Friday's and Saturday's contests airing on 107.7 FM The Franchise.

Three of Oklahoma's four opening-weekend opponents reached the NCAA Tournament last season. Washington advanced to the Women's College World Series, Duke was eliminated by Stanford in the Super Regionals and Long Beach State earned a berth in the Stanford Regional.

RETURNING TO PUERTO VALLARTA

The 2024 Puerto Vallarta College Challenge marks Oklahoma's third appearance south of the border. OU last participated in the 2020 event, going 4-0 and outscoring its opponents 27-9. The Sooners competed in the 2017 tournament and went 2-2.

Widely regarded as one of the premier tournaments designed to launch the softball season, the Puerto Vallarta College Challenge began in 2015. It was the first Division I softball event held outside of the United States.

2023 IN REVIEW

The Sooners capped a national championship season in 2023 with a 61-1 record, the best win percentage in NCAA Division I softball history (.984) and Big 12 regular season and tournament titles while pacing the country in a plethora of categories, including ERA (0.96), batting average (.367) and fielding percentage (.988).

The dominant run included an NCAA-record 53-game win streak, a nation-best and program-record 35 shutouts, 29 wins by run rule and a 28-0 record vs. ranked opponents.

Additionally, OU ranked No. 1 over the final 11 weeks of the 2023 season in the USA Today/NFCA Coaches Poll and has held the top spot in 42 of the last 43 polls dating back to 2021.

A nation-high five Sooners were named NFCA First Team All-Americans, eight Sooners earned All-Big 12 accolades and five were tabbed WCWS All-Tournament Team selections.

COACHES' FAVORITES

Oklahoma will enter the season as the unanimous No. 1 in the USA Today/NFCA Top 25 for the third consecutive campaign. The National Fastpitch Coaches Association announced the preseason poll on Jan. 30.

Oklahoma's No. 1 spot in the NFCA poll marks the fifth time the Sooners enter a season in the top spot (2017, '18, '22, '23, '24) and the fourth time OU has been the unanimous choice in the coaches poll, joining the 2017, 2022 and 2023 squads.

OU received 800 total points and all 32 first-place votes to lead No. 2 Tennessee (731 points). Florida State (729) and Stanford (729) share the No. 3 ranking while No. 5 Clemson (579) rounds out the top five.

Date	Opp.	Score	W/L	Rcd.	Pos.	GA/ GB	Daily Att.	Total Hm Att.	Winner/Loser/Save
FEBRUARY (0-0, 0-0 Big 12)			Batting: .--- (--for--)			Pitching: 0-0-0, --- (--IP, -ER)			
8	vs. Utah Valley ^		10:30 a.m.						
8	vs. Duke ^		1 p.m.						
9	vs. Washington ^		8:30 p.m.						
10	vs. Long Beach State ^		1 p.m.						
16	vs. Central Arkansas !		3:30 p.m.						
16	at McNeese State !		6 p.m.						
17	vs. Lamar !		1:30 p.m.						
17	at McNeese State !		6:30 p.m.						
18	vs. Central Arkansas !		11 a.m.						
23	vs. Mississippi State #		7:30 p.m.						
23	vs. Wisconsin #		10 p.m.						
24	vs. San Diego State #		2:30 p.m.						
25	vs. Notre Dame #		11 a.m.						
25	vs. Loyola Marymount #		1:30 p.m.						
MARCH (0-0, 0-0 Big 12)			Batting: .--- (--for--)			Pitching: 0-0-0, --- (--IP, -ER)			
1	Miami (OH)		2 p.m.						
1	Liberty		5 p.m.						
2	Louisiana		11 a.m.						
2	Liberty		1:45 p.m.						
3	Louisiana		12:30 p.m.						
6	Texas A&M Commerce		6 p.m.						
8	Iowa State *		6 p.m.						
9	Iowa State *		2 p.m.						
10	Iowa State *		1 p.m.						
12	Tarleton State		4:30 p.m.						
12	Tarleton State		6:30 p.m.						
15	at Texas Tech *		6:30 p.m.						
16	at Texas Tech *		6 p.m.						
17	at Texas Tech *		Noon						
20	UT Arlington		6 p.m.						
22	Baylor *+		6 p.m.						
23	Baylor *		2 p.m.						
24	Baylor *		1 p.m.						
26	at Wichita State		6:30 p.m.						
28	at Kansas *		6 p.m.						
29	at Kansas *		4 p.m.						
30	at Kansas *		12:30 p.m.						
APRIL (0-0, 0-0 Big 12)			Batting: .--- (--for--)			Pitching: 0-0-0, --- (--IP, -ER)			
5	at Texas *		6 p.m.						
6	at Texas *		6:30 p.m.						
7	at Texas *		12:30 p.m.						
11	BYU *		6 p.m.						
12	BYU *		6 p.m.						
13	BYU *		1 p.m.						
16	vs. Tulsa +		6 p.m.						
19	Houston *		6 p.m.						
20	Houston *		6 p.m.						
21	Houston *		1 p.m.						
26	at UCF *		5 p.m.						
27	at UCF *		1 p.m.						
28	at UCF *		11 a.m.						
MAY (0-0, 0-0 Big 12)			Batting: .--- (--for--)			Pitching: 0-0-0, --- (--IP, -ER)			
3	Oklahoma State *		6 p.m.						
4	Oklahoma State *		2 p.m.						
5	Oklahoma State *		Noon						

^ - Denotes games played at Puerto Vallarta College Challenge in Puerto Vallarta, Mexico

! - Denotes games played at McNeese State Tournament in Lake Charles, La.

- Denotes games played at Mary Nutter Collegiate Classic in Cathedral City, Calif.

* - Denotes Big 12 Conference games

+ - Denotes games played at USA Softball Hall of Fame Stadium in Oklahoma City, Okla.

2024 BIG 12 STANDINGS

TEAM	CONF	PCT	OVERALL	PCT
Oklahoma	0-0	--	0-0	--
Baylor	0-0	--	0-0	--
BYU	0-0	--	0-0	--
Houston	0-0	--	0-0	--
Iowa State	0-0	--	0-0	--
Kansas	0-0	--	0-0	--
Oklahoma State	0-0	--	0-0	--
Texas	0-0	--	0-0	--
Texas Tech	0-0	--	0-0	--
UCF	0-0	--	0-0	--

2023 NCAA TEAM LEADERS

RK.	TEAM	ERA
1.	Oklahoma	0.96
2.	Central Arkansas	1.50
3.	Stanford	1.53
4.	Clemson	1.59
5.	Marshall	1.62

RK.	TEAM	SHUTOUTS
1.	Oklahoma	35
2.	Boston University	24
T-3.	Four teams	23

RK.	TEAM	BATTING AVERAGE
1.	Oklahoma	.366
2.	UCLA	.336
3.	Marshall	.333
4.	Arizona	.329
5.	Boston University	.327

RK.	TEAM	ON-BASE PERCENTAGE
1.	Oklahoma	.456
2.	Marshall	.421
3.	Tennessee	.419
4.	Florida	.418
5.	Boise State	.418

RK.	TEAM	SLUGGING PERCENTAGE
1.	Oklahoma	.666
2.	Georgia	.578
3.	Miami (OH)	.578
4.	Northern Iowa	.569
5.	Boise State	.568

RK.	TEAM	HOME RUNS
1.	Oklahoma	117
2.	Virginia Tech	100
3.	Miami (OH)	97
4.	Georgia	92
T-5.	Boise State	81
	Indiana	81

RK.	TEAM	RUNS/GAME
1.	Oklahoma	8.08
2.	Arizona	6.87
3.	Tennessee	6.87
4.	Boise State	6.86
5.	Northern Iowa	6.82

RK.	TEAM	FIELDING %
1.	Oklahoma	.987
2.	Arizona	.985
3.	Wichita State	.984
4.	Central Arkansas	.981
5.	Washington	.981

Additionally, it's the 13th straight year the Sooners have started in the NFCA's top 10, good for the nation's longest active streak. OU has been ranked in the top five 11 of the past 12 years, the most over that stretch.

Overall, the Sooners are now alone in second with 24 top-10 appearances in the NFCA preseason poll, trailing only UCLA's 25.

Oklahoma, UCLA and Washington are the only programs to be ranked in every NFCA preseason poll, which dates back to 1995. OU also extended its streak of being the only program ranked every week in the 29-year existence of the NFCA's poll, 422 straight polls.

LEADING THE USA POLL

The Sooners will also enter the season as the unanimous No. 1 in the ESPN.com/USA Softball Collegiate Preseason Top 25 for the third consecutive campaign. USA Softball announced the preseason poll Jan. 23.

The Sooners received 625 points and all 25 first-place votes to hold the top spot coming off the program's third consecutive and seventh overall national title in 2023.

Tennessee was voted second with 557 points and Stanford third with 546. Florida State (530 points) and Texas (496) round out the top five.

This marks the fifth time in program history that the Sooners enter the season as the top-ranked team, joining the 2017, '18, '22 and '23 squads. The Sooners have been ranked in the preseason top 10 for 17 straight seasons and 20 overall in the 22-year history of the ESPN.com/USA Softball poll.

CLIMBING THE LADDER

Head coach Patty Gasso is just one win from reaching former longtime Fresno State head coach Margie Wright (1,457) for third all-time in career NCAA victories. Gasso has 1,456 career wins at the NCAA level, all earned during her tenure at OU. Carol Hutchins is the all-time leader in career wins with 1,707 while Mike Candrea is second with 1,674.

CO-CAPTAINS

Graduate catcher Kinzie Hansen and senior infielder Tiare Jennings will both wear the "C" on their jerseys in 2024 as the Sooners' co-captains.

Hansen, the 2023 Johnny Bench Award winner, blasted 13 home runs and drove in 57 runs last season while slashing .409/.438/.759 for a 1.197 OPS as the Sooners' backstop. The graduate student ranks sixth in program history with a .734 career slugging percentage and 10th with 49 home runs. Hansen's work behind the plate defensively is equally impressive as she owns a .993 career fielding percentage and has thrown out 36% of would-be base stealers.

One of the most accomplished hitters in program history, Jennings enters her senior campaign ranked among OU's career leaders in multiple offensive categories. A career .427 hitter with 73 home runs, 49 doubles and 245 RBIs to her credit, Jennings is second in program history in batting average, third in home runs, slugging percentage, runs batted in and extra-base hits, fourth in total bases, fifth in doubles and eighth in runs scored and on-base percentage. Jennings slashed .415/.477/.781 last season for a 1.258 OPS while belting 17 home runs and 16 doubles and registering 66 RBIs.

PRESEASON ACCOLADES

Multiple Sooners have garnered preseason honors from the Big 12, Softball America and D1 Softball entering 2024.

Senior pitchers Nicole May and Kelly Maxwell, senior outfielders Rylie Boone and Jayda Coleman, senior infielders Alyssa Brito and Tiare Jennings and senior catcher Kinzie Hansen were among the 19 players chosen to the Preseason All-Big 12 Team by the league's head coaches. Jennings was one of three unanimous selections to the team.

Oklahoma was one of just two programs to have multiple selections as Texas ranked second with five representatives. Baylor, BYU, Houston, Iowa State, Oklahoma State and Texas Tech each had one honoree. Student-athletes were chosen regardless of position and coaches could not vote for their own players.

Maxwell, Coleman, Jennings, Brito and Hansen each added first-team preseason All-America honors from both Softball America and D1 Softball while May received a second-team nod from Softball America. Oklahoma led all programs with its five first-team honorees.

PLAYER OF THE YEAR, PART XVI

Three-time All-American and reigning Big 12 Player of the Year Jayda Coleman returns to the Sooners as one of the most dynamic players in the nation. Last season the then-junior slashed .408/.533/.788 for a 1.320 OPS from the leadoff spot while adding 15 doubles, 17 home runs, 48 RBIs and 16 steals in 17 tries (94.1%).

Coleman enters her final season ranked among the program's career leaders in multiple categories including on-base percentage (3rd, .533), batting average (3rd, .425), slugging percentage (7th, .719), walks drawn (8th, 125), runs scored (9th, 211) and stolen bases (10th, 49).

The Big 12 POTY honor marked OU's fourth consecutive claim of the league's most valuable player award. Jocelyn Alo was named player of the year in 2021 and 2022 while Sydney Romero earned the honor in 2019. Oklahoma has garnered 16 Big 12 Player of the Year honors, 12 more than the next highest mark.

MAY DAY

Senior righthander Nicole May enters her senior season with a 48-3 career record and a 1.47 ERA across 285.0 innings in the circle, ranking second in program history with a .941 career winning percentage and seventh with 8.0 strikeouts per 7.0 innings pitched. Last season May went 18-0 with a 0.91 ERA while striking out 130 batters over 107.2 innings. She limited opposing batters to a .161 average and recorded the nation's third-best ERA.

MARVELOUS MAXWELL

Graduate lefthander Kelly Maxwell joins the Sooners as a transfer in 2024 following a terrific four-season stretch at Oklahoma State. The lefthander has won 58 collegiate games while posting a 1.58 ERA and striking out 746 batters over 494.2 innings pitched (10.6 K/7). A two-year All-America selection, Maxwell earned second-team honors last spring after going 16-7 with a 1.91 ERA and 229 strikeouts in 142.2 innings.

RELIABLE RYLIE

Super-senior outfielder Rylie Boone begins her fifth season with OU in 2024 and ranks fourth in program history with a .405 career batting average in 181 collegiate games. A mainstay in the outfield the past two campaigns, Boone hit .392 last season while scoring 38 runs, stealing five bases and drawing 22 walks. She has provided impressive defense in the corners throughout her career, recording eight outfield assists over the past three seasons.

ANCHORING THE INFIELD

Senior infielder Alyssa Brito has been a fixture in the Oklahoma lineup since joining the program in 2022, hitting .392 with a 1.251 OPS, 24 doubles, 31 home runs and 106 RBIs across 123 games in the Crimson and Cream. A first-team All-America selection last season, Brito blasted 17 home runs and drove in 60 runs with a .412 batting average as the everyday third baseman. She fielded a strong .960 with just five errors, making a terrific impact both at the plate and in the field.

NEW THREADS

- The Sooners added four transfers ahead of the 2024 campaign, providing depth at a key position and filling key areas of need on the pitching staff.
- Right-handed pitcher Karlie Keeney, catcher Riley Ludlam and left-handed pitcher Kelly Maxwell joined the program as graduate transfers while righthander Paytn Monticelli came to OU with three

years of eligibility remaining.

- Keeney joined the Sooners following a tremendous four-year career at Liberty. The three-time All-ASUN Second Team selection owns a career 2.32 ERA across 665.0 innings of work while pitching to a 69-29 record. Known for her ability to carve through a lineup, she has limited opponents to an OPS below .632 each of her last three seasons.
- Ludlam came to the Sooners after four seasons at Furman where she was a career .309 hitter with 45 doubles, 25 home runs and 117 RBIs. The NFCA All-South Region Second Team selection started 49 games for the Paladins last year, hitting .372 with 10 home runs, 15 doubles and 41 RBIs.
- Maxwell headed southwest to OU following a terrific four-season stretch at Oklahoma State. The lefthander has won 58 collegiate games while posting a 1.58 ERA and striking out 746 batters over 494.2 innings pitched (10.6 K/7). A two-year All-America selection, Maxwell earned second-team honors last spring after going 16-7 with a 1.91 ERA and 229 strikeouts in 142.2 innings.

Monticelli joined the Sooners following one season at Wisconsin. The hard-throwing righthander led the Badgers in strikeouts with 82 over 80.1 innings, setting the program's single-season punchout record while going 7-4 with a 2.71 ERA. She walked just 21 to record a solid 3.90 strikeout-to-walk ratio.

NATIONAL POLLS

USA TODAY/NFCA COACHES POLL
PRESEASON

RK.	TEAM (1ST VOTES)	RECORD	POINTS	LR
1.	Oklahoma (32)	0-0	800	-
2.	Tennessee	0-0	731	-
T-3.	Florida State	0-0	729	-
T-3.	Stanford	0-0	729	-
5.	Clemson	0-0	579	-
6.	Georgia	0-0	562	-
7.	Washington	0-0	550	-
8.	Texas	0-0	536	-
9.	Oklahoma State	0-0	522	-
10.	UCLA	0-0	515	-
11.	Duke	0-0	470	-
12.	Alabama	0-0	423	-
13.	Utah	0-0	383	-
14.	LSU	0-0	368	-
15.	Oregon	0-0	360	-
16.	Arkansas	0-0	334	-
17.	Florida	0-0	323	-
18.	Nebraska	0-0	245	-
19.	Auburn	0-0	207	-
20.	Northwestern	0-0	203	-
21.	Louisiana	0-0	189	-
22.	Baylor	0-0	173	-
23.	South Carolina	0-0	129	-
24.	San Diego State	0-0	97	-
25.	Kentucky	0-0	79	-

Dropped Out: None

Receiving Votes: Virginia Tech (78), Texas A&M (60), Wichita State (49), Liberty (24), California (6), Arizona (5), Boston University (5), McNeese State (5), Miami University (2), Charlotte (1).

ESPN.COM/USA SOFTBALL POLL
PRESEASON

RK.	TEAM (1ST VOTES)	RECORD	POINTS	LR
1.	Oklahoma (25)	0-0	625	-
2.	Tennessee	0-0	557	-
3.	Stanford	0-0	546	-
4.	Florida State	0-0	530	-
5.	Texas	0-0	496	-
6.	Georgia	0-0	470	-
7.	Clemson	0-0	468	-
8.	UCLA	0-0	405	-
9.	Duke	0-0	401	-
10.	Washington	0-0	393	-
11.	Oklahoma State	0-0	346	-
12.	Arkansas	0-0	306	-
13.	Oregon	0-0	299	-
14.	Alabama	0-0	280	-
15.	LSU	0-0	267	-
16.	Utah	0-0	265	-
17.	Nebraska	0-0	252	-
18.	Florida	0-0	191	-
19.	Baylor	0-0	170	-
20.	Auburn	0-0	160	-
21.	Louisiana	0-0	133	-
22.	South Carolina	0-0	129	-
23.	Virginia Tech	0-0	106	-
24.	Texas A&M	0-0	91	-
25.	Northwestern	0-0	84	-

Dropped Out: None

Receiving Votes: San Diego State (48), Kentucky (32), UCF (23), Arizona (10), Missouri (9), Wichita State (9), McNeese State (8), Notre Dame (7), Arizona State (6), Liberty (6), Indiana (4), Miami (OH) (4), Minnesota (3), Mississippi State (3), Ole Miss (2), Central Arkansas (1), Michigan (1), North Texas (1)

2024 BIG 12 PRESEASON POLL

TEAM (1ST VOTES)	POINTS
1. Oklahoma (9)	81
2. Texas (1)	73
3. Oklahoma State	62
4. Baylor	59
5. UCF	48
6. Texas Tech	35
7. BYU	28
8. Kansas	27
9. Iowa State	20
10. Houston	17

AWARDS & HONORS

- #0 RYLIE BOONE
 - Preseason All-Big 12
 - No. 99 on Softball America's Top 100 Players List
- #2 CYDNEY SANDERS
 - No. 73 on D1 Softball's Top 100 Players List
- #8 KARLIE KEENEY
 - No. 29 on Softball America's Top 100 Players List
- #9 KINZIE HANSEN
 - USA Softball Player of the Year Top 50 Watch List
 - Preseason All-Big 12
 - Softball America First Team Preseason All-American
 - D1 Softball First Team Preseason All-American
 - No. 16 on Softball America's Top 100 Players List
 - No. 11 on D1 Softball's Top 100 Players List
- #19 NICOLE MAY
 - USA Softball Player of the Year Top 50 Watch List
 - Preseason All-Big 12
 - Softball America Second Team Preseason All-American
 - No. 20 on Softball America's Top 100 Players List
 - No. 26 on D1 Softball's Top 100 Players List
- #23 TIARE JENNINGS
 - USA Softball Player of the Year Top 50 Watch List
 - Preseason All-Big 12
 - Softball America First Team Preseason All-American
 - D1 Softball First Team Preseason All-American
 - No. 7 on Softball America's Top 100 Players List
 - No. 8 on D1 Softball's Top 100 Players List
- #24 JAYDA COLEMAN
 - USA Softball Player of the Year Top 50 Watch List
 - Preseason All-Big 12
 - Softball America First Team Preseason All-American
 - D1 Softball First Team Preseason All-American
 - No. 3 on Softball America's Top 100 Players List
 - No. 3 on D1 Softball's Top 100 Players List
- #28 KELLY MAXWELL
 - USA Softball Player of the Year Top 50 Watch List
 - Preseason All-Big 12
 - Softball America First Team Preseason All-American
 - D1 Softball First Team Preseason All-American
 - No. 13 on Softball America's Top 100 Players List
 - No. 17 on D1 Softball's Top 100 Players List
- #33 ALYSSA BRITO
 - USA Softball Player of the Year Top 50 Watch List
 - Preseason All-Big 12
 - Softball America First Team Preseason All-American
 - D1 Softball First Team Preseason All-American
 - No. 11 on Softball America's Top 100 Players List
 - No. 15 on D1 Softball's Top 100 Players List

2023 NCAA LEADERS

RK.	PLAYER (TEAM)	ERA
1.	NiJaree Canady (Stanford)	0.57
2.	Jordy Bahl (Oklahoma)	0.90
3.	Nicole May (Oklahoma)	0.91
4.	Ashley Rogers (Tennessee)	0.92
5.	Makenna Reid (Florida State)	0.97
6.	Sydney Nester (Marshall)	1.07
7.	Kathryn Sandercock (Florida State)	1.12
8.	Kayla Beaver (Central Arkansas)	1.15
9.	Alex Storako (Oklahoma)	1.15
10.	Hannah James (Murray State)	1.25

RK.	PLAYER (TEAM)	RBIs
1.	Kristin Fifield (Grand Canyon)	85
2.	Autumn Owen (Marshall)	71
T-3.	Mya Dodge (Northern Iowa)	68
	Charla Echols (Florida)	68
	Taryn Kern (Indiana)	68
6.	Tiare Jennings (Oklahoma)	66
7.	Kiley Naomi (Oklahoma State)	65
T-8.	Allie Skaggs (Arizona)	64
	Sarah Stone (Indiana)	64
T-10.	Rylin Hedgecock (Arkansas)	62
	Lauren Lucas (Wichita State)	62

2023 BIG 12 LEADERS

RK.	PLAYER (TEAM)	BATTING AVERAGE
1.	Alyssa Popelka (Texas)	.467
2.	Tiare Jennings (Oklahoma)	.429
3.	Kinzie Hansen (Oklahoma)	.400
4.	Ashton Maloney (Texas)	.372
5.	Katelynn Carwile (Oklahoma State)	.370

RK.	PLAYER (TEAM)	HOME RUNS
T-1.	Jayda Coleman (Oklahoma)	6
	Haley Lee (Oklahoma)	6
T-3.	Tiare Jennings (Oklahoma)	5
	Ellie Bailey (Texas Tech)	5
T-5.	Grace Lyons (Oklahoma)	4
	Alyssa Brito (Oklahoma)	4
	Olivia Bruno (Kansas)	4

RK.	PLAYER (TEAM)	RBIs
1.	Tiare Jennings (Oklahoma)	21
2.	Jayda Coleman (Oklahoma)	17
3.	Reese Atwood (Texas)	16
T-4.	Haley Lee (Oklahoma)	13
	Kiley Naomi (Oklahoma State)	13
	Micaela Wark (Oklahoma State)	13

RK.	PLAYER (TEAM)	WINS
1.	Jordy Bahl (Oklahoma)	7
2.	Rylee Crandall (Baylor)	6
T-3.	Nicole May (Oklahoma)	5
	Alex Storako (Oklahoma)	5
	Kelly Maxwell (Oklahoma State)	5
	Ellie Spelhaug (Iowa State)	5

RK.	PLAYER (TEAM)	ERA
1.	Alex Storako (Oklahoma)	0.52
2.	Jordy Bahl (Oklahoma)	0.70
3.	Nicole May (Oklahoma)	1.07
4.	Kelly Maxwell (Oklahoma State)	1.79
5.	Citlaly Gutierrez (Texas)	2.21

RK.	PLAYER (TEAM)	STRIKEOUTS
1.	Kelly Maxwell (Oklahoma State)	62
2.	Jordy Bahl (Oklahoma)	51
3.	Lexi Kilfoyl (Oklahoma State)	38
4.	Kasey Hamilton (Kansas)	34
5.	Nicole May (Oklahoma)	30
6.	Alex Storako (Oklahoma)	28

JT ELEVATED

📢 Oklahoma head coach Patty Gasso announced on Jan. 29 that JT Gasso has been elevated to associate head coach.

📢 JT Gasso, who has served the past eight seasons as Oklahoma's assistant coach, will continue to serve as the hitting coach, directing the offense and working with the outfielders.

📢 During JT Gasso's tenure, the Sooners have won seven Big 12 regular season titles and four Big 12 tournament crowns (the tournament was not played during Gasso's first season, finished in 2019 or played in 2020) while making seven Women's College World Series appearances and winning five national titles.

📢 Gasso's lineup has produced nearly 7.8 runs per game over his eight seasons on staff while posting a .350/.439/.613 slash line for a 1.052 OPS. OU has blasted 800 home runs over that span, has struck out in just 9.2% of its plate appearances and has drawn walks at an 11.6% clip during his tenure. His hitters have earned two USA Softball Collegiate Player of the Year awards and have garnered six Big 12 Player of the Year honors. Oklahoma led the NCAA in batting average in 2019, 2021, 2022 and 2023 and owns single-season national records for home runs (161), team batting average (.405), slugging (.778), on base percentage (.490), runs scored (638) and total bases (1,279), all set in 2021.

A NEW HOME FOR SOONER SOFTBALL

📢 Love's Field, the new home of Oklahoma softball officially opens March 1, 2024.

📢 The facility features a 10,669-square-foot indoor training center and several team spaces, including a training room, locker room and classroom. It also has space for a recognition area to showcase national championships, All-Americans and other outstanding accomplishments.

📢 Constructed at the northwest corner of South Jenkins Avenue and Imhoff Road, Love's Field is approximately one-half mile south of the current stadium location and will accommodate a capacity of 4,200.

📢 The complex's overall square footage is 44,000, compared to 15,168 at Marita Hynes Field, OU's previous facility. The team areas grew from 2,598 square feet to 5,593 square feet and the indoor practice facility jumped from 4,744 square feet to 10,669 square feet.

SINGLE-GAME RECORDS

INDIVIDUAL

Most Hits: 5, 6x, Last: Jocelyn Erickson vs. Stephen F. Austin (2/18/23)
Most Runs: 5, 6x, Last: Grace Lyons vs. Stephen F. Austin (2/18/23)
Most Doubles: 3, 7x, Last: Tiare Jennings vs. Morgan State (5/21/21)
Most Triples: 2, 10x, Last: Erin Miller vs. Samford (3/7/15)
Most Home Runs: 3, 7x, Last: Jocelyn Alo vs. Texas Tech (4/8/21)
Most RBIs: 10, Shelby Pendley vs. Arkansas Pine Bluff (2/28/14)
Most Stolen Bases: 4, 2x, Last: Cris Cerulle vs. Cameron (3/21/88)
Most Strikeouts: 19, Keilani Ricketts vs. New Mexico State (5/20/11)

TEAM

Most Runs: 35 vs. Arkansas Pine Bluff (2/28/14)
Most Hits: 28, 2x, Last: vs. New Mexico (2/27/21)
Most Doubles: 8, 2x, Last: vs. Southeastern Louisiana (3/10/23)
Most Triples: 4 vs. Texas Tech (5/4/96)
Most Home Runs: 13 vs. UTEP (2/11/21)
Most Stolen Bases: 9 vs. UIC (3/4/05)
Most Walks Drawn: 16 vs. Southwestern Oklahoma State (4/12/75)

ROSTER BREAKDOWN

BY POSITION

Infielders (6)	No.
Alyssa Brito	33
Avery Hodge	82
Tiare Jennings	23
Nelly McEnroe-Marinas	2
Ella Parker	5
Cydney Sanders	1

Outfielders (5)	No.
Maya Bland	12
Rylie Boone	0
Jayda Coleman	24
Hannah Coor	27
Kasidi Pickering	7

Infielders/Outfielders (2)	No.
Quincee Lilio	43
Alynah Torres	40

Catchers (2)	No.
Kinzie Hansen	9
Riley Ludlam	30

Right-Handed Pitchers (3)	No.
Karlie Keeney	8
Nicole May	19
Paytn Monticelli	17

Left-Handed Pitchers (3)	No.
Kierston Deal	11
SJ Geurin	85
Kelly Maxwell	28

BY STATE

California (8)	Hometown
Alyssa Brito	Tustin
Hannah Coor	Yorba Linda
Kinzie Hansen	Norco
Tiare Jennings	San Pedro
Quincee Lilio	Oceanside
Nicole May	Pleasanton
Ella Parker	Los Angeles
Cydney Sanders	San Marcos

Texas (6)	Hometown
Maya Bland	Argyle
Jayda Coleman	The Colony
SJ Geurin	Leander
Avery Hodge	Richmond
Kelly Maxwell	Friendswood
Kasidi Pickering	Humble

Arizona (1)	Hometown
Alynah Torres	Glendale

Florida (1)	Hometown
Riley Ludlam	Fort Myers

Hawai'i (1)	Hometown
Nelly McEnroe-Marinas	Waianae

Kentucky (1)	Hometown
Karlie Keeney	Providence

North Carolina (1)	Hometown
Kierston Deal	Winston Salem

Oklahoma (1)	Hometown
Rylie Boone	Owasso

Wisconsin (1)	Hometown
Paytn Monticelli	Cedarburg



OKLAHOMA HEAD COACH PATTY GASSO

THE GASSO FILE

HometownTorrance, Calif.
High School.....Bishop Montgomery
College.....Long Beach State, 1984
Family.....Husband, Jim
.....Sons, J.T. and D.J.
.....Grandchildren, Joseph, Grace, Ava, Parker

COACHING HISTORY

Oklahoma.....1995-present
Record.....1,456-345-2 (.808)

Long Beach City College.....1990-94
Record.....161-59-1 (.731)

Career Record1,617-404-3 (.799)

CAREER ACCOLADES

- 🏆 2012 NFCA Hall of Fame Inductee
- 🏆 NFCA 1,000-Wins Club
- 🏆 Seven-time National Champion
- 🏆 Six-time NFCA National Coaching Staff of the Year
- 🏆 16-time NFCA Regional Coaching Staff of the Year
- 🏆 15-time Big 12 Coach of the Year
- 🏆 2013 Long Beach State Hall of Fame Inductee
- 🏆 2004 Long Beach City Hall of Champions Inductee
- 🏆 2004 Long Beach City Baseball and Softball Hall of Fame Inductee
- 🏆 2000 El Camino City College Hall of Fame Inductee
- 🏆 Has recruited and coached 79 All-Americans, 145 All-Region honors and 192 all-conference selections at OU

OKLAHOMA THEN & NOW

The years before and after Gasso's arrival

	Before (1975-94)	Since (1995-pres)
Overall Record	562-450	1,456-345-2
National Titles	0	7
Conference Titles	0	15
Postseason Conference Titles	0	8
Women's College World Series	0	16
NCAA Championship Appearances	1	28
All-America Selections	1	79
All-Conference Selections	60	192
Academic All-Conference	28	170
Years Among Final Top 25	0	29
Years Among Final Top 10	0	20
Top-2 Conference Finishes	0	23

Entering her 30th season at the University of Oklahoma in 2024, NFCA Hall of Fame head coach Patty Gasso has molded the OU softball program into a national power and permanently placed herself among the elite college softball coaches in the country.

Oklahoma has won seven national championships (2000, 2013, 2016, 2017, 2021, 2022 and 2023) and is one of just three programs in NCAA history to win more than two national titles. Gasso has reached the Women's College World Series 16 times during her tenure, and has advanced to the postseason in each one of her 29 seasons (no tournament in 2020).

With 33 seasons as a head coach to her name, Gasso has a career collegiate coaching record of 1,617-404-3 (.799) and holds a record of 1,456-345-2 (.808) at OU.

She has won more Big 12 games (394-87; .819) than any coach in the league's history and has more than twice as many overall wins as any other coach in OU annals. The Sooners have claimed 15 Big 12 regular season titles, including an unprecedented 11 straight since the 2012 season, and eight conference tournament titles under her direction. Gasso's teams have finished second or higher 23 times in the 27 years since the inception of the Big 12 in 1996.

Numerous Sooner players have prospered under Gasso's tutelage and garnered national, regional and conference recognition. Most recently, Jocelyn Alo helped lead the Sooners to back-to-back titles en route to winning consecutive USA Softball Collegiate Player of the Year awards in 2021 and 2022. Keilani Ricketts was also a two-time USA Softball Player of the Year in 2012 and 2013. Gasso has recruited and coached 79 All-Americans, 145 All-Region honors and 192 all-conference selections at OU.

In the Big 12 era, Sooners have been named Big 12 Player of the Year a total of 16 times and Big 12 Pitcher of the Year nine times, while nine have been selected as Big 12 Freshman of the Year and one as Big 12 Newcomer of the Year. In 2010, Amber Flores became the first player in league history to earn player-of-the-year honors twice, Shelby Pendley joined her in 2015 before Alo claimed the honor in consecutive seasons in 2021 and 2022.

The OU softball success under Gasso has also spilled over into the classroom where the Sooners have been honored with 170 academic all-conference honors. Twenty of those have gone on to become Academic All-Americans, including Lana Moran, the 2000 Academic All-American of the Year.

Gasso and her staff have consistently been recognized for their efforts on and off the field. The staff was awarded three consecutive Speedline/NFCA Midwest Region Coaching Staff of the Year awards from 1999-2001 and received the national honor in 2000, 2013, 2016, 2017 and 2023. Gasso and staff have claimed the regional honor in 15 of their 29 seasons, with the most recent award coming in 2023. In addition, Gasso has been named the Big 12 Coach of the Year 15 times: 1996, 1999, 2000, 2009, 2012, 2013, 2014, 2015, 2016, 2017, 2018, 2019, 2021 and 2023.

GASSO BY THE NUMBERS

STATISTIC	CURRENT NO.	NOTES/MILESTONE WITHIN REACH
Career Division I Wins	1,456	Leads all active coaches; needs 1 to tie Margie Wright for third all-time
Career Division I Win %	.808	Leads all active coaches; ranks No. 3 all-time
Career Big 12 Wins	394	Leads all coaches; needs 6 to reach 400 for career

GASSO YEAR-BY-YEAR AT OKLAHOMA

Year	Overall	Pct.	Big 12	Pct.	Place	Big 12 Tourney	Postseason
1995	43-23	.652	—	—	—	—	NCAA Regional Final
1996	50-20	.714	17-5	.773	1st*	Champs*	NCAA Regional Final
1997	55-19	.743	14-4	.778	2nd	Semis	NCAA Regional (third)
1998	49-15	.766	12-5	.706	2nd	Runner-Up	NCAA Regional Final
1999	40-16	.714	11-3	.786	1st*	Quarters	NCAA Regional Final
2000	66-8	.892	17-1	.945	1st*	Semis	NCAA Regional Champions, WCWS National Champions
2001	50-9	.848	14-2	.875	2nd	Champs*	NCAA Regional Champions, WCWS
2002	49-16	.753	14-2	.875	2nd	Semis	NCAA Regional Champions, WCWS
2003	47-14	.770	12-6	.666	4th	Runner-Up	NCAA Regional Champions, WCWS
2004	45-22-1	.669	11-7	.611	5th	Semis	NCAA Regional Champions, WCWS
2005	50-17	.746	12-6	.666	2nd	Semis	NCAA Regional 14 Champions, NCAA Super Regional
2006	40-21-1	.653	8-10	.444	5th	Runner-Up	NCAA Regional Final
2007	55-8	.873	14-4	.778	2nd	Champs*	NCAA Regional Champions, NCAA Super Regional
2008	47-14	.770	16-2	.889	2nd	Opening Rd.	NCAA Regional Champions, NCAA Super Regional
2009	41-16	.719	14-4	.778	1st*	Runner-Up	NCAA Regional
2010	47-12	.797	13-3	.813	2nd	Champs*	NCAA Regional Champions, NCAA Super Regional
2011	43-19	.694	10-8	.556	5th	—	NCAA Reg. Champions, NCAA SR Champions, WCWS
2012	54-10	.844	19-5	.792	1st*	—	NCAA Reg. Champions, NCAA SR Champions, WCWS
2013	57-4	.934	15-2	.882	1st*	—	NCAA Reg. Champs, NCAA SR Champs, WCWS National Champs
2014	51-13	.797	16-2	.889	1st*	—	NCAA Reg. Champions, NCAA SR Champs, WCWS
2015	49-9	.845	14-2	.875	1st*	—	NCAA Regional Champions, NCAA Super Regional
2016	57-8	.877	17-1	.944	1st*	—	NCAA Reg. Champs, NCAA SR Champs, WCWS National Champs
2017	61-9	.871	17-1	.944	1st*	Champs*	NCAA Reg. Champs, NCAA SR Champs, WCWS National Champs
2018	57-5	.919	18-0	1.000	1st*	Champs*	NCAA Reg. Champs, NCAA SR Champs, WCWS
2019	57-6	.904	18-0	1.000	1st*	—	NCAA Reg. Champs, NCAA SR Champs, WCWS
2020	20-4	.833	—	—	—	—	Season canceled due to COVID-19
2021	56-4	.933	16-1	.941	1st	Champs	NCAA Reg. Champs, NCAA SR Champs, WCWS National Champs
2022	59-3	.951	17-1	.944	1st	Runner-Up	NCAA Reg. Champs, NCAA SR Champs, WCWS National Champs
2023	61-1	.984	18-0	1.000	1st	Champs	NCAA Reg. Champs, NCAA SR Champs, WCWS National Champs
TOTAL	1,456-345-2	.808	394-87	.819	15	8	28 NCAA Tournament Appearances, 16 Super Regionals 16 WCWS Appearances, 7 National Championships

PITCHERS

KARLIE KEENEY

#8

Height: 5-10 B/T: R/R Year: Gr. Hometown: Providence, Ky.

2023: 27-12, 2.03 ERA CAREER: 69-29, 2.32 ERA

🏆 Joins the Sooners following a tremendous career at Liberty ... Three-time All-ASUN Second Team selection owns a career 2.32 ERA across 665.0 innings of work while pitching to a 69-29 record ... Has limited opponents to an OPS below .632 each of her last three seasons.

🏆 Ranked No. 29 on Softball America's Top 100 Players of 2024 list ... Went 27-12 last season with a 2.03 ERA ... Appeared in 48 games with 34 starts, covering 261.2 innings and striking out 153 batters ... Notably allowed one unearned run in an opening day gem vs. Oklahoma last spring, striking out five over 7.0 innings.

2023 GAME-BY-GAME

Date	Opp.	Dec.	IP	H	R	ER	HR	BB	SO	Left/Final	Notes	Pitches/K
2/9	OU	L1	7.0	5	1	0	0	4	5	-	-	112
2/10	WASH	L2	5.0	9	7	6	0	3	4	-	-	114
2/12	SU	L3	2.0	9	7	5	1	1	0	-	-	66
2/16	MISS	L4	7.2	4	3	1	1	3	2	-	-	109
2/17	KU	-	2.2	4	1	1	0	0	1	-	-	48
2/18	TENN	L5	7.0	6	5	5	2	3	6	-	-	139
2/19	CSUF	ND	4.2	5	2	2	0	2	3	-	-	88
2/24	NIU	W1	5.0	1	0	0	0	1	2	-	-	62
2/25	PRINCE	W2	5.1	2	1	0	0	0	4	-	-	89
2/26	MARSH	W3	8.0	9	4	3	1	3	4	-	-	151
2/26	ELON	SV1	1.1	1	0	0	0	0	0	-	-	13
FEB. TOTALS 3-5-1 55.2 55 31 23 5 20 31 2.89 ERA												
3/4	UCONN	W4	7.0	2	0	0	0	0	7	-	-	98
3/5	RAD	W5	2.2	2	1	0	0	1	2	-	-	34
3/5	RAD	W6	5.0	6	2	2	0	1	3	-	-	83
3/7	UVA	W7	7.0	5	2	2	1	2	3	-	-	129
3/9	SHU	-	1.0	0	0	0	0	1	1	-	-	16
3/9	BSU	W8	5.0	3	0	0	0	3	4	-	-	77
3/15	EKU	W9	7.0	4	3	0	0	4	8	-	-	154
3/16	EKU	W10	7.0	4	0	0	0	1	9	-	-	127
3/21	DUKE	ND	3.1	5	4	3	0	2	1	-	-	67
3/22	UNC	W11	7.0	6	1	0	0	0	3	-	-	98
3/25	FGCU	L6	7.0	3	1	1	0	0	6	-	-	93
3/26	FGCU	W12	7.0	1	0	0	0	3	4	-	-	92
3/28	VTU	ND	3.1	8	4	4	1	3	1	-	-	87
3/31	KSU	W13	7.0	10	4	4	1	1	7	-	-	120
MAR. TOTALS 10-1-1 76.1 59 22 16 3 22 59 1.47 ERA												
4/2	KSU	W14	2.1	2	1	0	0	1	1	-	-	49
4/7	UNF	W15	7.0	4	1	1	0	3	4	-	-	108
4/7	UNF	W16	3.1	2	1	1	1	0	3	-	-	51
4/12	CHAR	W17	8.0	4	1	1	1	1	7	-	-	112
4/15	STET	W18	6.0	3	0	0	0	2	3	-	-	97
4/15	STET	W19	5.0	3	1	1	0	2	4	-	-	93
4/16	STET	-	2.0	1	0	0	0	0	2	-	-	31
4/18	ALA	W20	7.0	8	3	2	1	1	3	-	-	109
4/22	UCA	L7	4.0	10	5	5	0	3	2	-	-	103
4/22	UCA	L8	6.0	4	1	0	0	4	3	-	-	102
4/23	UCA	W21	7.0	3	3	3	0	3	3	-	-	121
4/26	CLEM	W22	7.0	7	4	4	0	2	7	-	-	138
4/28	APSU	W23	7.0	6	3	1	0	2	1	-	-	119
4/29	APSU	SV2	2.0	1	0	0	0	0	0	-	-	21
APR. TOTALS 10-2-1 73.2 58 24 19 3 24 43 1.81 ERA												
5/3	VTU	L9	7.0	10	7	7	2	3	2	-	-	128
5/6	QUE	W24	6.0	6	2	2	1	1	5	-	-	104
5/11	JSU	W25	7.0	3	2	2	0	2	2	-	-	89
5/12	NAB	L10	4.2	5	2	0	0	1	2	-	-	63
5/12	UCA	L11	10.0	8	2	2	0	4	3	-	-	142
5/19	SDSU	-	2.1	5	3	2	0	1	1	-	-	60
5/20	UCLA	W26	7.0	7	1	1	1	1	2	-	-	99
5/20	GCU	W27	7.0	3	1	0	0	1	2	-	-	87
5/21	SDSU	L12	5.0	8	3	3	1	0	1	-	-	71
MAY TOTALS 4-4 56.0 55 23 19 5 14 20 2.38 ERA												

	RECORD	IP	H	R	ER	HR	BB	SO	ERA
2023 TOTALS	27-12	261.2	227	100	76	16	81	153	2.03
CAREER TOTALS	69-29	665.0	594	269	220	47	193	371	2.32

2023 NOTES

🏆 Appeared in 48 games and made 34 starts in the circle for Liberty.

🏆 Led the ASUN and ranked fifth nationally in wins, going 27-12 with a 2.03 ER

🏆 Logged 240.1 innings pitched, second-most in the nation, and struck out 153 batters while holding opponents to a .229 average.

🏆 Earned four wins over Top 25 opponents, winning duels with Montana Fouts, Kayla Beaver and Valerie Cagle.

🏆 Delivered 27 complete games with five shutouts and two saves.

2024 HIGHS

CG's: --
SHO's: --
CG Low-Hit: --
Innings: --
SO's: --
Walks: --
Hits: --
Home Runs: --
Win-Streak: --
Loss-Streak: --

CAREER HIGHS

CG's: 59, last: 5/20/23 vs. Grand Canyon
SHO's: 18, last: 3/26/23 vs. FGCU
CG Low-Hit: 0, 2x, last: 3/3/22 vs. Rutgers
Innings: 10.0, 5/12/23 vs. Central Arkansas
SO's: 9, 3/16/23 at Eastern Kentucky
Walks: 4, 5x, last: 5/12/23 vs. Central Arkansas
Hits: 13, 3/12/22 vs. Illinois
Home Runs: 3, 2x, last: 4/12/22 vs. Virginia Tech
Win-Streak: 7, 3/31/23-4/15/23
Loss-Streak: 4, 2x, last: 2/9/23-4/16/23

CAREER NOTES

🏆 2023 All-ASUN Second Team ... 2023 ASUN All-Tournament Team ... 2023 ASUN Scholar Athlete of the Year ... 2023 VaSID State Pitcher of the Year ... 2023 VaSID All-State First Team ... 2022 All-ASUN Second Team ... 2022 ASUN All-Tournament Team ... 2022 ASUN Scholar Athlete of the Year ... 2022 VaSID All-State Second Team ... 2021 All-ASUN Second Team ... 2021 ASUN All-Freshman Team ... 2021 VaSID All-State Second Team ... 2021 Easton/NFCA All-America Scholar Athlete ... 2020 VaSID All-State Second Team.

2024 MISC. NUMBERS

	W	L	ERA	G/GS	IP	ER	AVG	H	AB	HR	BB	SO
Home:	--	--	--	--	--	--	Vs. Left:	--	--	--	--	--
Road:	--	--	--	--	--	--	Vs. Right:	--	--	--	--	--
Neutral:	--	--	--	--	--	--	TOTALS:	--	--	--	--	--
Day:	--	--	--	--	--	--						
Night:	--	--	--	--	--	--	None On:	--	--	--	--	--
Grass:	--	--	--	--	--	--	Runners On:	--	--	--	--	--
Turf:	--	--	--	--	--	--						

6.0-PLUS IP/QUALITY STARTS

YEAR	STARTS	6+ IP	10+ K	QS	QS W	QS L
2020	11	9	0	7	4	3
2021	20	11	0	10	8	1
2022	22	15	0	9	8	1
2023	34	26	0	21	16	5
2024	--	--	--	--	--	--
TOTALS	87	61	0	47	36	10

2024 RUNS/HITS PER INNING

INNING:	1	2	3	4	5	6	7
RUNS/HITS:	-/-	-/-	-/-	-/-	-/-	-/-	-/-

KEENEY VS. UTAH VALLEY

2023 vs. Utah Valley (0 starts): --

2023 vs. Utah Valley at Home (0 starts): --

2023 vs. Utah Valley on Road (0 starts): --

2023 vs. Utah Valley at Neutral Sites (0 starts): --

Career vs. Utah Valley (0 starts): --

Career vs. Utah Valley at Home (0 starts): --

Career vs. Utah Valley on Road (0 starts): --

Career vs. Utah Valley at Neutral Sites (0 starts): --

KEENEY VS. DUKE

2023 vs. Duke (1 appearance): 0-0, 6.31 ERA (3.1 IP, 3 ER), 3 BB, 1 K

2023 vs. Duke at Home (0 starts): --

2023 vs. Duke on Road (1 appearance): 0-0, 6.31 ERA (3.1 IP, 3 ER), 3 BB, 1 K

2023 vs. Duke at Neutral Sites (0 starts): --

Career vs. Duke (2 appearances): 0-0, 6.64 ERA (6.1 IP, 6 ER), 5 BB, 1 K

Career vs. Duke at Home (0 starts): --

Career vs. Duke on Road (2 appearances): 0-0, 6.64 ERA (6.1 IP, 6 ER), 5 BB, 1 K

Career vs. Duke at Neutral Sites (0 starts): --

BATTER-PITCHER MATCH-UPS

Keeney vs. Utah Valley								Keeney vs. Duke							
PLAYER	AVG	AB	H	HR	BB	SO		PLAYER	AVG	AB	H	HR	BB	SO	
N/A	--	--	--	--	--	--		Baker	.500	2	1	0	0	0	
								Davidson	.000	1	0	0	0	0	
								Goddard	.000	1	0	0	0	0	
								Gold	.000	2	0	0	0	1	
								Jennings	.500	2	1	0	0	0	
								Frellick	1.000	1	1	0	1	0	
								Tapia	1.000	2	2	0	0	0	
								Torres	.000	1	0	0	1	0	
								Vega	--	0	0	0	1	0	
								Zampa	--	0	0	0	0	0	

KIERSTON DEAL

#11

Height: 5-9 B/T: L/L Year: So. Hometown: Winston Salem, N.C.

2023: 3-0, 0.77 ERA CAREER: 3-0, 0.77 ERA

🏆 Begins her second season with Oklahoma following a terrific freshman campaign ... Worked to a 0.77 ERA over 27.1 innings while serving as a key option in relief ... Struck out 30 (28.3%) and walked just 10 (9.4%).

🏆 Dominated left-handed hitters last season, limiting them to a .088/.114/.176 slash line for a meager .291 OPS against ... Left-handed hitters were just 3-for-34 off Deal ... Struck out 12 of 35 lefties faced (34.3%) and did not issue a walk.

🏆 Has not allowed a run since Mar. 17, 2023 vs. Weber State (15.0 scoreless IP).

2023 GAME-BY-GAME

Date	Opp.	Dec.	IP	H	R	ER	HR	BB	SO	Left/Final	Notes	Pitches/K
2/10	SU	-	0.1	0	0	0	0	0	0	10-1/10-1	Recorded final out in college debut	1/1 (100%)
2/12	SJSU	W1	4.0	1	0	0	0	2	5	9-0/9-0	Won first college start	59/38 (64.4%)
2/17	LU	-	1.0	0	0	0	0	0	2	10-0/10-0	Retired the side to close game	17/11 (64.7%)
2/18	SFA	-	1.0	0	0	0	0	0	3	22-0/22-0	Struck out side in third GF of 2023	11/10 (90.9%)
2/25	LMU	W2	4.0	4	1	1	0	2	3	10-0/10-1	Won second college start	56/34 (60.7%)
FEB. TOTALS			2-0	10.1	5	1	1	0	4	13		0.68 ERA
3/4	UIC	-	1.0	1	0	0	0	0	1	9-0/9-0	Home debut	22/12 (54.6%)
3/11	MSU	-	1.0	1	1	1	0	1	1	9-3/9-3	Closed fifth game of the season	16/9 (56.3%)
3/17	WSU	ND	2.0	2	1	1	1	2	4	0-1/9-1	Exited in line for a loss	45/28 (62.2%)
3/18	WSU	-	2.0	1	0	0	0	1	2	16-0/16-0	Notched sixth GF	41/25 (61.0%)
MAR. TOTALS			0-0	6.0	5	2	2	2	4	8		2.33 ERA
4/7	TTU	-	0.2	2	0	0	0	0	0	6-0/6-0	Secured shutout with GF	18/12 (66.7%)
4/8	TTU	-	0.2	1	0	0	0	0	0	7-0/7-0	Bridged gap to Storako	16/8 (50.0%)
4/15	LOU	-	1.2	1	0	0	0	1	2	10-1/10-1	Closed out eighth game of 2023	29/15 (51.7%)
4/29	KU	-	1.0	0	0	0	0	0	0	14-0/14-0	Combined with May for no-hitter	10/7 (70.0%)
APR. TOTALS			0-0	4.0	4	0	0	0	1	3		0.00 ERA
5/2	TUL	HD1	0.1	0	0	0	0	0	0	2-0/6-0	Logged first college hold	3/3 (100%)
5/6	OSU	W3	1.1	0	0	0	0	0	2	4-2/4-2	Entered down 2-0, first Big 12 win	18/13 (72.2%)
5/12	ISU	-	1.1	1	0	0	0	0	0	9-0/9-0	Bridged gap to Bahl	15/10 (66.7%)
5/20	MO	-	1.0	0	0	0	0	0	2	11-0/11-0	1-2-3 GF in NCAA Tourn. debut	12/8 (66.7%)
5/21	CAL	-	1.0	0	0	0	0	0	1	16-3/16-3	Recorded GF in Regional clincher	17/9 (52.9%)
5/27	CLEM	-	1.2	0	0	0	0	1	1	7-7/8-7	NCAA Super Region debut	21/13 (61.9%)
MAY TOTALS			1-0	6.2	1	0	0	1	6			0.00 ERA
6/3	TEN	-	0.1	0	0	0	0	0	0	9-0/9-0	WCWS debut	4/2 (50.0%)
JUN. TOTALS			0-0	0.1	0	0	0	0	0			0.00 ERA

	RECORD	IP	H	R	ER	HR	BB	SO	ERA
2023 TOTALS	3-0	27.1	15	3	3	2	10	30	0.77
CAREER TOTALS	3-0	27.1	15	3	3	2	10	30	0.77

SIMPLY DOMINANT

🏆 Closed 2023 on a 15.0-inning scoreless streak ... Has not allowed a run since Mar. 17, 2023 vs. Weber State (leadoff home run).

🏆 Stats during streak: 15.0 IP, 5 H, 0 R, 3 BB, 11 K.

CLOSING TIME

🏆 Recorded a 0.40 ERA out of the bullpen last season (17.1 IP, 1 ER) ... Ranked second among all relievers with 12 games finished ... Allowed just eight hits out of the pen, limiting opponents to a .136 average and a .390 OPS.

SHUTDOWN SOUTHPAW

🏆 Dominated left-handed hitters last season, limiting them to a .088/.114/.176 slash line for a meager .291 OPS against ... Left-handed hitters were just 3-for-34 off Deal.

🏆 Struck out 12 of 35 lefties faced (34.3%) and did not issue a walk.

🏆 No OU pitcher recorded a better BAA or OPSA against lefties.

2023 NOTES

🏆 Made 20 appearances, starting three games in the circle and going 3-0.

🏆 Held a 0.77 ERA in 27.1 innings pitched, striking out 30 in her first year as a collegian.

🏆 Surrendered just three earned runs, 10 walks and three extra-base hits.

🏆 Combined on 12 shutouts and one no-hitter.

🏆 Allowed opponents to bat just .158.

2024 HIGHS

CG's: --
SHO's: --
CG Low-Hit: --
Innings: --
SO's: --
Walks: --
Hits: --
Home Runs: --
Win-Streak: --
Loss-Streak: --

CAREER HIGHS

CG's: --
SHO's: --
CG Low-Hit: --
Innings: 4.0, 2x, last: 2/25/23 vs. LMU
SO's: 5, 2/12/23 vs. San Jose State
Walks: 2, 3x, last: 3/17/23 vs. WSU
Hits: 4, 2/25/23 vs. Loyola Marymount
Home Runs: 1, 2x, last: 3/17/23 vs. WSU
Win-Streak: --
Loss-Streak: --

CAREER NOTES

🏆 No. 1 player in the class of 2022 by Extra Inning Softball.

🏆 No. 1 pitcher in the class of 2022 by Extra Inning Softball.

🏆 Spring 2021 (Junior season) at East Forsyth (N.C.) HS: 292 K, 136 IP, 0.64 ERA.

🏆 Central Piedmont Conference Pitcher of the Year.

🏆 Extra Inning Softball First Team High School All-American.

2024 MISC. NUMBERS

	W	L	ERA	G/GS	IP	ER	AVG	H	AB	HR	BB	SO
Home:	--	--	--	--	--	--	Vs. Left:	--	--	--	--	--
Road:	--	--	--	--	--	--	Vs. Right:	--	--	--	--	--
Neutral:	--	--	--	--	--	--	TOTALS:	--	--	--	--	--
Day:	--	--	--	--	--	--	None On:	--	--	--	--	--
Night:	--	--	--	--	--	--	Runners On:	--	--	--	--	--
Grass:	--	--	--	--	--	--						
Turf:	--	--	--	--	--	--						

6.0-PLUS IP/QUALITY STARTS

YEAR	STARTS	6+ IP	10+ K	QS	QS W	QS L
2023	3	0	0	0	0	0
2024	--	--	--	--	--	--
TOTALS	3	0	0	0	0	0

2024 RUNS/HITS PER INNING

INNING:	1	2	3	4	5	6	7
RUNS/HITS:	-/-	-/-	-/-	-/-	-/-	-/-	-/-

DEAL VS. UTAH VALLEY

2023 vs. Utah Valley (0 starts): --

2023 vs. Utah Valley at Home (0 starts): --

2023 vs. Utah Valley on Road (0 starts): --

2023 vs. Utah Valley at Natural Sites (0 starts): --

Career vs. Utah Valley (0 starts): --

Career vs. Utah Valley at Home (0 starts): --

Career vs. Utah Valley on Road (0 starts): --

Career vs. Utah Valley at Natural Sites (0 starts): --

DEAL VS. DUKE

2023 vs. Duke (0 starts): --

2023 vs. Duke at Home (0 starts): --

2023 vs. Duke on Road (0 starts): --

2023 vs. Duke at Natural Sites (0 starts): --

Career vs. Duke (0 starts): --

Career vs. Duke at Home (0 starts): --

Career vs. Duke on Road (0 starts): --

Career vs. Duke at Natural Sites (0 starts): --

BATTER-PITCHER MATCH-UPS

Deal vs. Utah Valley							Deal vs. Duke						
PLAYER	AVG	AB	H	HR	BB	SO	PLAYER	AVG	AB	H	HR	BB	SO
N/A	--	--	--	--	--	--	N/A	--	--	--	--	--	--

PITCHERS

PAYTN MONTICELLI

#17

Height: 6-1 B/T: R/R Year: So. Hometown: Cedarburg, Wis.

2023: 7-4, 2.71 ERA CAREER: 7-4, 2.71 ERA

🏆 Joins the Sooners following one season at Wisconsin ... Led the Badgers in strikeouts with 82 over 80.1 innings, going 7-4 with a 2.71 ERA ... Walked just 21 to record a stellar 3.90 strikeout-to-walk ratio.

🏆 Enjoyed a terrific February last season, going 3-0 with a 1.53 ERA ... Owned a 37:7 K:BB ratio in the season's opening month.

🏆 Hard-throwing righthander is a member of the Great Britain Senior Women's National Team.

2023 GAME-BY-GAME

Date	Opp.	Dec.	IP	H	R	ER	HR	BB	SO	Left/Final	Notes	Pitches/K
2/10	ORE	-	3.0	3	0	0	0	2	4	-	-	58
2/11	MISS	-	4.2	2	0	0	0	1	4	-	-	72
2/17	GTU	-	1.2	1	1	1	1	1	3	-	-	37
2/18	GTU	W1	6.0	3	1	1	1	2	7	-	-	80
2/19	LOU	ND	3.0	3	1	1	1	1	3	-	-	55
2/24	UNC	W2	7.0	4	2	0	1	0	13	-	-	120/91 (75.8%)
2/25	UNC	W3	6.2	8	4	4	0	0	3	-	-	--
FEB. TOTALS	3-0	32.0	24	9	7	4	7	37				1.53 ERA
3/4	PFW	W4	4.0	2	0	0	0	0	7	-	-	61
3/5	IU	W5	5.0	3	1	1	0	1	3	-	-	71
3/10	UT	L1	4.0	6	4	3	0	2	4	-	-	73
3/11	TSU	ND	1.2	4	3	1	0	0	0	-	-	30
3/12	ALA	ND	3.1	4	4	3	1	3	5	-	-	99
3/24	MSU	-	3.1	5	4	3	1	0	2	-	-	45
MAR. TOTALS	2-1	21.1	24	16	11	2	6	21				3.61 ERA
4/12	UST	-	2.0	0	0	0	0	1	5	-	-	30
4/12	UST	-	2.0	1	3	3	1	0	3	-	-	33
4/15	NU	L2	2.2	3	2	2	0	2	1	-	-	59
4/22	NEB	W6	6.0	9	3	2	0	2	0	-	-	92
4/25	UMN	L3	4.0	5	3	3	1	1	2	-	-	69
4/29	UMD	-	2.1	0	0	0	0	1	4	-	-	35
APR. TOTALS	1-2	19.0	18	11	10	2	7	15				3.68 ERA
5/6	IOWA	W7	5.0	3	0	0	0	0	7	-	-	83
5/10	UIL	L4	2.2	3	3	3	0	1	2	-	-	54
MAY TOTALS	1-1	7.2	6	3	3	0	1	9				2.74 ERA

	RECORD	IP	H	R	ER	HR	BB	SO	ERA
2023 TOTALS	7-4	80.1	72	39	31	8	21	82	2.71
CAREER TOTALS	7-4	80.1	72	39	31	8	21	82	2.71

IN CONTROL

🏆 Walked just 21 in 80.0 innings last season while fanning 82 ... Registered a stellar 3.90 strikeout-to-walk ratio.

🏆 Issued multiple walks just six times in her 21 outings with a season-high of three in a lone appearance vs. Alabama ... Boasted a 6.0% walk rate and held opponents to a meager .315 on-base percentage.

2023 NOTES

🏆 Made 21 appearances at Wisconsin, starting 13 games in the circle and going 7-4.

🏆 Pitched to a 2.71 ERA over 80.0 innings, striking out 82.

🏆 Led all Badger pitchers in strikeouts, recording the ninth-most by a UW freshman in the program's history.

🏆 Held opponents to a .235 average.

🏆 Threw three complete games with one shutout.

🏆 Won four straight appearances Feb. 24-Mar. 5.

CEDARBURG SUCCESS

🏆 The Cedarburg (WI) HS graduate struck out 826 over her prep career and registered a 0.33 ERA as a senior ... Set her program's single-season strikeout record as a freshman with 220 in 125.0 innings pitched ... Threw three no-hitters.

2024 HIGHS

CG's: --
SHO's: --
CG Low-Hit: --
Innings: --
SO's: --
Walks: --
Hits: --
Home Runs: --
Win-Streak: --
Loss-Streak: --

CAREER HIGHS

CG's: 3, last: 5/6/23 vs. Iowa
SHO's: 1, 5/6/23 vs. Iowa
CG Low-Hit: 3, 2x, last: 5/6/23 vs. Iowa
Innings: 7.0, 2/24/23 vs. North Carolina
SO's: 13, 2/24/23 vs. North Carolina
Walks: 3, 3/12/23 vs. Alabama
Hits: 9, 4/22/23 at Nebraska
Home Runs: 1, 8x, last: 4/25/23 vs. Minnesota
Win-Streak: 4, 2/24/23-3/5/23
Loss-Streak: --

CAREER NOTES

🏆 2023 Great Britain Senior Women's National Team (WBSC World Cup).

🏆 The No. 32 player in the class of 2022 by Extra Inning Softball.

🏆 2021 and 2022 Gatorade Wisconsin Softball Player of the Year.

🏆 2021 and 2022 USA Wisconsin Softball Player of the Year.

🏆 Two-time first-team all-state, district player of the year and North Shore Conference Player of the Year.

2024 MISC. NUMBERS

	W	L	ERA	G/GS	IP	ER	AVG	H	AB	HR	BB	SO
Home:	--	--	--	--	--	--	Vs. Left:	--	--	--	--	--
Road:	--	--	--	--	--	--	Vs. Right:	--	--	--	--	--
Neutral:	--	--	--	--	--	--	TOTALS:	--	--	--	--	--
Day:	--	--	--	--	--	--						
Night:	--	--	--	--	--	--	None On:	--	--	--	--	--
Grass:	--	--	--	--	--	--	Runners On:	--	--	--	--	--
Turf:	--	--	--	--	--	--						

6.0-PLUS IP/QUALITY STARTS

YEAR	STARTS	6+ IP	10+ K	QS	QS W	QS L
2023	13	4	1	3	3	0
2024	--	--	--	--	--	--
TOTALS	13	4	1	3	3	0

2024 RUNS/HITS PER INNING

INNING:	1	2	3	4	5	6	7
RUNS/HITS:	-/-	-/-	-/-	-/-	-/-	-/-	-/-

MONTICELLI VS. UTAH VALLEY

2023 vs. Utah Valley (0 starts): --

2023 vs. Utah Valley at Home (0 starts): --

2023 vs. Utah Valley on Road (0 starts): --

2023 vs. Utah Valley at Natural Sites (0 starts): --

Career vs. Utah Valley (0 starts): --

Career vs. Utah Valley at Home (0 starts): --

Career vs. Utah Valley on Road (0 starts): --

Career vs. Utah Valley at Natural Sites (0 starts): --

MONTICELLI VS. DUKE

2023 vs. Duke (0 starts): --

2023 vs. Duke at Home (0 starts): --

2023 vs. Duke on Road (0 starts): --

2023 vs. Duke at Natural Sites (0 starts): --

Career vs. Duke (0 starts): --

Career vs. Duke at Home (0 starts): --

Career vs. Duke on Road (0 starts): --

Career vs. Duke at Natural Sites (0 starts): --

BATTER-PITCHER MATCH-UPS

Monticelli vs. Utah Valley							Monticelli vs. Duke						
PLAYER	AVG	AB	H	HR	BB	SO	PLAYER	AVG	AB	H	HR	BB	SO
N/A	--	--	--	--	--	--	N/A	--	--	--	--	--	--

NICOLE MAY

#19

Height: 5-11 B/T: R/R Year: Sr. Hometown: Pleasanton, Calif.

2023: 18-0, 0.91 ERA CAREER: 48-3, 1.47 ERA

Named a Second Team Preseason All-American by Softball America and ranked No. 20 on SA's Top 100 Players of 2024 list ... Went 18-0 last season and recorded a 0.91 ERA over 107.2 innings pitched ... Her ERA mark was third-best in the NCAA.

Held opponents to a .161 batting average and a .471 OPS ... Her .227 opponent OBP was second-best on the staff.

Fired 9.2 scoreless innings out of the bullpen across six appearances in 2023.

2023 GAME-BY-GAME

Date	Opp.	Dec.	IP	H	R	ER	HR	BB	SO	Left/Final	Notes	Pitches/K										
2/9	LIB	W1	8.0	4	0	0	0	2	10	1-0/1-0	Career-high IP, tied K career best	98/66 (67.4%)										
2/11	WASH	SV1	3.1	1	0	0	0	3	8	5-4/5-4	Fourth career save	59/35 (59.3%)										
2/18	ARMY	W2	4.0	0	0	0	0	1	10	9-0/9-0	Combined no-hitter w/ Bahl	70/45 (64.3%)										
2/24	TAM	W3	4.0	5	0	0	0	1	5	8-0/8-0	Held 4-9 to 1 hit	72/46 (63.9%)										
2/25	UTAH	-	1.2	0	0	0	0	0	2	10-3/10-3	Second GF of February	18/15 (83.3%)										
FEB. TOTALS			3-0-1	21.0	10	0	0	7	35			0.00 ERA										
3/3	UIC	W4	7.0	2	0	0	0	2	11	5-0/5-0	11 K's set new career-high	90/64 (71.1%)										
3/4	UIC	W5	4.0	1	0	0	0	0	9	9-0/9-0	Posted 11.0 scoreless vs. UIC	58/42 (72.4%)										
3/10	MSU	W6	7.0	2	0	0	0	3	6	7-0/7-0	Third CGSHO of 2023	88/57 (64.8%)										
3/13	SDSU	W7	4.0	3	0	0	0	1	7	7-0/8-0	43.8% K rate	62/38 (61.3%)										
3/17	NU	W8	7.0	3	1	1	1	1	10	2-1/2-1	Snapped 49.0 scoreless IP streak	108/70 (64.8%)										
3/25	ISU	W9	4.0	2	3	2	1	4	4	13-3/13-3	Won first Big 12 start of 2023	79/49 (62.0%)										
MAR. TOTALS			6-0	33.0	13	4	3	2	11	47		0.64 ERA										
4/2	UT	W10	5.1	6	2	1	1	2	8	9-2/10-2	Conference season-high K's	87/60 (69.0%)										
4/8	TTU	W11	5.1	2	0	0	0	1	8	7-0/7-0	Matched conference K season-high	81/51 (63.0%)										
4/15	MIA	W12	4.1	4	1	1	1	1	5	6-1/13-1	Earned 12th win	65/42 (64.6%)										
4/21	BAY	-	1.1	1	0	0	0	0	1	7-0/7-0	Retired 4 of 5 faced	21/14 (66.7%)										
4/22	BAY	W13	7.0	2	0	0	0	3	1	2-0/2-0	No runner reached third base	79/48 (60.8%)										
4/29	KU	W14	4.0	0	0	0	0	0	4	14-0/14-0	Combined no-hitter w/ Deal	50/35 (70.0%)										
APR. TOTALS			5-0	27.1	15	3	2	2	7	27		0.51 ERA										
5/2	TUL	W15	1.2	1	0	0	0	0	2	2-0/6-0	Earned win in relief	20/14 (70.0%)										
5/6	OSU	ND	5.2	8	2	2	0	1	4	0-2/4-2	OU scored 4 runs in 7th	92/64 (69.6%)										
5/13	UT	W16	4.0	3	1	1	1	1	2	4-1/6-1	Earned win in Big 12 title game	67/43 (64.2%)										
5/19	HOF	W17	4.0	1	0	0	0	0	5	11-0/11-0	Started NCAA Tourn. opener	48/34 (70.8%)										
5/21	CAL	W18	1.1	0	0	0	0	0	1	16-3/16-3	NCAA Regional clincher W	13/9 (69.2%)										
5/27	CLEM	ND	4.1	5	4	4	1	1	4	4-3/8-7	Exited with lead, IR scored	82/56 (68.3%)										
MAY TOTALS			4-0	21.0	18	7	7	2	3	18		2.33 ERA										
6/3	TEN	-	0.1	0	0	0	0	1	0	9-0/9-0	Recorded final out	10/4 (40.0%)										
6/5	SU	ND	5.0	4	2	2	1	0	3	2-2/4-2	Settled in after 2 1st inn. runs	66/48 (72.7%)										
JUN. TOTALS			0-0	5.1	4	2	2	1	1	3		2.63 ERA										
			RECORD		IP		H		R		ER		HR		BB		SO		ERA			
2023 TOTALS					18-0		107.2		60		16		14		7		29		130		0.91	
CAREER TOTALS					48-3		285.0		183		67		60		24		83		325		1.47	

STARTING STRONG

Opened last season with an incredible 49.0 consecutive scoreless inning streak .. First run allowed came on Mar. 17 ... Won each of her first 14 starts.

MAY'S WINNING WAYS

Owns the second-best career winning percentage in program history at .941, going 48-3 in her three seasons with OU ... Has not lost back-to-back starts in her career and has received just one losing decision in the past two seasons ... Chartered an 18-0 record in 2023 after going 15-1 as a sophomore.

SHUTDOWN RELIEF

Took the ball six times as a reliever in 2023, firing 9.2 scoreless innings ... Earned a pair of wins and finished off four games with one save ... Allowed just three hits and four walks out of the pen for a .097 opponent average and a .329 opponent OPS ... Led all OU relievers with a 40.0% strikeout rate.

2023 NOTES

Made 25 appearances in the circle, making 19 starts and going 18-0 ... Finished the season with a single-season career best 0.91 ERA and 130 strikeouts in 107.2 innings pitched ... Allowed 14 earned runs, earned one save and threw four shutouts.

Her ERA ranked third in the country while her 3.9 hits allowed per seven innings ranked 10th in the nation.

Surrendered just 16 extra-base hits on the year, allowing opponents to bat just .161 with 29 walks.

2024 HIGHS

CG's: --
SHO's: --
CG Low-Hit: --
Innings: --
SO's: --
Walks: --
Hits: --
Home Runs: --
Win-Streak: --
Loss-Streak: --

CAREER HIGHS

CG's: 13, last: 4/22/23 at Baylor
SHO's: 9, last: 4/22/23 at Baylor
CG Low-Hit: 1, 2/18/22 at Houston
Innings: 8.0, 2/9/23 vs. Liberty
SO's: 11, 3/3/23 vs. UIC
Walks: 4, 3x, last: 4/2/23 vs. Texas
Hits: 8, 5/6/23 at Oklahoma State
Home Runs: 2, 3x, last: 6/6/22 vs. UCLA
Win-Streak: 9, 3/3/23-4/15/23
Loss-Streak: --

CAREER NOTES

2023 All-Big 12 First Team ... 2022 Academic All-Big 12 First Team ... 2021 Big 12 All-Freshman Team ... 2021 Big 12 All-Tournament Team ... Two-time Big 12 Pitcher of the Week (4/12/22, 5/11/21).

Has combined on two perfect games (at UCSB, 2/10/22; vs. Portland State (2/28/21) ... Has combined on seven no-hitters.

Ranks second in career winning percentage in program history through her junior season (48-3, .941) ... Ranks eighth in strikeouts per 7 IP in OU annals (7.98).

2024 MISC. NUMBERS

	W	L	ERA	G/GS	IP	ER	AVG	H	AB	HR	BB	SO
Home:	--	--	--	--	--	--	Vs. Left:	--	--	--	--	--
Road:	--	--	--	--	--	--	Vs. Right:	--	--	--	--	--
Neutral:	--	--	--	--	--	--	TOTALS:	--	--	--	--	--
Day:	--	--	--	--	--	--						
Night:	--	--	--	--	--	--	None On:	--	--	--	--	--
Grass:	--	--	--	--	--	--	Runners On:	--	--	--	--	--
Turf:	--	--	--	--	--	--						

6.0-PLUS IP/QUALITY STARTS

YEAR	STARTS	6+ IP	10+ K	QS	QS W	QS L
2021	13	1	0	1	1	0
2022	17	2	2	2	1	0
2023	19	5	4	5	5	0
2024	--	--	--	--	--	--
TOTALS	49	8	6	8	7	0

2024 RUNS/HITS PER INNING

INNING:	1	2	3	4	5	6	7
RUNS/HITS:	-/-	-/-	-/-	-/-	-/-	-/-	-/-

MAY VS. UTAH VALLEY

2023 vs. Utah Valley (0 starts): --
2023 vs. Utah Valley at Home (0 starts): --
2023 vs. Utah Valley on Road (0 starts): --
2023 vs. Utah Valley at Neutral Sites (0 starts): --

Career vs. Utah Valley (0 starts): --
Career vs. Utah Valley at Home (0 starts): --
Career vs. Utah Valley on Road (0 starts): --
Career vs. Utah Valley at Neutral Sites (0 starts): --

MAY VS. DUKE

2023 vs. Duke (0 starts): --
2023 vs. Duke at Home (0 starts): --
2023 vs. Duke on Road (0 starts): --
2023 vs. Duke at Neutral Sites (0 starts): --

Career vs. Duke (0 starts): --
Career vs. Duke at Home (0 starts): --
Career vs. Duke on Road (0 starts): --
Career vs. Duke at Neutral Sites (0 starts): --

BATTER-PITCHER MATCH-UPS

May vs. Utah Valley							May vs. Duke						
PLAYER	AVG	AB	H	HR	BB	SO	PLAYER	AVG	AB	H	HR	BB	SO
N/A	--	--	--	--	--	--	N/A	--	--	--	--	--	--

KELLY MAXWELL #28

Height: 5-10 B/T: L/L Year: Gr. Hometown: Friendswood, Texas

2023: 16-7, 1.91 ERA CAREER: 58-20, 1.58 ERA

Two-time All-America selection joins the Sooners following a five-year career at Oklahoma State ... Dominant lefthander owns 58 wins, 746 strikeouts and a 1.58 ERA over her collegiate career.

Went 16-7 last season with a 1.91 ERA over 142.2 innings ... Struck out 229 (11.2 K/7) and held opponents to a .157 average ... Earned NFCA Second Team All-American honors and All-Big 12 First Team laurels.

Ranked No. 13 on Softball America's Top 100 Players of 2024 list.

2023 GAME-BY-GAME

Date	Opp.	Dec.	IP	H	R	ER	HR	BB	SO	Left/Final	Notes	Pitches/K
2/10	ORE	W1	7.0	2	0	0	0	0	15	-	-	92
2/12	MISS	W2	6.0	2	0	0	0	2	8	-	-	50
2/16	TAM	W3	6.0	4	0	0	0	3	12	-	-	118
2/18	ULL	W4	5.0	2	2	2	1	1	10	-	-	68
2/24	UNM	W5	5.0	1	1	0	0	1	10	-	-	63
2/26	UTEP	ND	3.0	3	5	5	2	5	3	-	-	63
FEB. TOTALS 5-0 32.0 14 8 7 3 12 58 1.53 ERA												
3/3	MO	W6	7.0	3	3	3	2	2	13	-	-	116
3/5	SDSU	SV1	3.0	1	0	0	0	1	7	-	-	50
3/10	FSU	ND	5.1	3	5	5	1	7	6	-	-	114
3/12	FSU	SV2	1.0	1	0	0	0	0	0	-	-	12
3/15	UCA	SV3	2.0	0	0	0	0	1	5	-	-	34
3/17	ASU	W7	7.0	2	0	0	0	5	15	-	-	132
3/19	UCF	W8	5.0	4	3	3	2	6	9	-	-	100
3/22	UNT	SV4	1.0	0	0	0	0	1	2	-	-	17
3/24	BAY	W9	6.2	0	0	0	0	3	10	-	-	91
3/26	BAY	W10	4.0	3	1	0	0	2	1	-	-	64
MAR. TOTALS 5-0-4 42.0 17 12 11 5 28 68 1.83 ERA												
4/1	UIW	W11	4.0	2	0	0	0	1	7	-	-	67
4/4	WSU	-	1.0	1	0	0	0	0	0	-	-	--
4/7	KU	W12	6.0	2	0	0	0	6	11	-	-	130
4/11	TUL	SV5	2.0	0	0	0	0	1	3	-	-	29
4/14	ISU	W13	7.0	6	2	1	0	1	11	-	-	115
4/16	ISU	L1	4.0	3	1	1	0	3	5	-	-	73
4/22	UT	L2	6.1	3	3	3	1	1	9	-	-	87
4/29	TTU	W14	5.0	3	0	0	0	2	9	-	-	89
APR. TOTALS 4-2-1 35.1 20 6 5 1 15 55 0.99 ERA												
5/3	UNT	L3	5.0	4	3	1	0	1	7	-	-	86
5/5	OU	L4	3.1	3	4	4	1	5	5	-	-	86
5/6	OU	L5	0.2	2	2	2	0	1	1	-	-	18
5/11	KU	ND	3.2	3	3	3	0	5	4	-	-	82
5/19	UMBC	W15	5.0	2	0	0	0	1	10	-	-	69
5/21	NEB	ND	4.1	7	2	2	0	1	7	-	-	74
5/26	ORE	W16	7.0	2	0	0	0	0	8	-	-	99
MAY TOTALS 2-3 29.0 23 14 12 1 14 42 2.90 ERA												
6/1	FSU	L6	2.0	1	2	2	1	2	3	-	-	37
6/4	TENN	L7	2.1	3	2	2	0	2	3	-	-	60
JUN. TOTALS 0-2 4.1 4 4 4 1 4 6 6.47 ERA												
RECORD IP H R ER HR BB SO ERA												
2023 TOTALS			16-7	142.2	78	44	39	11	73	229	1.91	
CAREER TOTALS			58-20	494.2	274	133	112	35	190	746	1.58	

HUNTING FOR 1,000

Enters 2024 within reach of 1,000 career strikeouts, needing 254 to accomplish the feat ... Single-season high is 313 in 2022 ... Has struck out 37.7% of batters faced in her career, good for 10.6 per 7.0 innings pitched.

BIG 12 DOMINANCE

Three-time All-Big 12 First Team honoree and 2022 Big 12 Co-Pitcher of the Year returns for a final season in the conference ... Led the Big 12 in strikeouts with 62 in league play last year.

PRESEASON ACCOLADES

Named a First Team Preseason All-American by both Softball America and D1 Softball ... Ranked No. 13 and No. 17 respectively in the two publications' Top 100 Players of 2024 lists ... Added Preseason All-Big 12 honors.

2023 NOTES

Made 33 appearances with 24 starts for the Cowgirls ... Logged a 16-7 record with a 1.91 ERA across 142.2 innings ... Struck out 229, leading the Big 12 and ranking second nationally in K/7 ... Held opponents to a .157 average and pitched to a 1.06 WHIP ... Recorded nine complete games, four shutouts and a career-high five saves ... Posted 10 double-digit strikeout performances.

2024 HIGHS

CG's: --
SHO's: --
CG Low-Hit: --
Innings: --
SO's: --
Walks: --
Hits: --
Home Runs: --
Win-Streak: --
Loss-Streak: --

CAREER HIGHS

CG's: 40, last: 5/26/23 vs. Oregon
SHO's: 21, last: 5/26/23 vs. Oregon
CG Low-Hit: 0, 4x, last: 3/25/22 vs. Texas Tech
Innings: 9.2, 3/9/22 vs. Minnesota
SO's: 18, 4/15/22 vs. Kansas
Walks: 7, 4x, last: 3/10/23 vs. Florida State
Hits: 9, 5/8/21 vs. Oklahoma
Home Runs: 2, 3x, last: 3/19/23 vs. UCF
Win-Streak: 5, 2x, last: 2/10/23-2/24/23
Loss-Streak: 3, 2x, last: 5/3/23-5/6/23

CAREER NOTES

2023 USA Softball Women's National Team (WSBC World Cup) ... 2022 USA Softball Women's National Team (Japan All-Star Series) ... 2023 NFCA Second Team All-American ... 2023 All-Big 12 First Team ... 2023 NFCA All-Midwest Region First Team ... 2023 USA Softball Player of the Year Top-25 Finalist ... 2023 CSC Academic All-America Third Team ... 2022 NFCA Unanimous First Team All-American ... 2022 Big 12 Co-Pitcher of the Year ... 2022 All-Big 12 First Team ... 2022 NFCA All-Midwest Region First Team ... 2022 Big 12 All-Tournament Team ... 2022 USA Softball Player of the Year Top-10 Finalist ... 2022 CoSIDA Second Team Academic All-America ... 2021 All-Big 12 First Team ... 2021 NFCA All-Midwest Region First Team.

2024 MISC. NUMBERS

	W	L	ERA	G/GS	IP	ER	AVG	H	AB	HR	BB	SO
Home:	--	--	--	--	--	--	Vs. Left:	--	--	--	--	--
Road:	--	--	--	--	--	--	Vs. Right:	--	--	--	--	--
Neutral:	--	--	--	--	--	--	TOTALS:	--	--	--	--	--
Day:	--	--	--	--	--	--						
Night:	--	--	--	--	--	--	None On:	--	--	--	--	--
Grass:	--	--	--	--	--	--	Runners On:	--	--	--	--	--
Turf:	--	--	--	--	--	--						

6.0-PLUS IP/QUALITY STARTS

YEAR	STARTS	6+ IP	10+ K	QS	QS W	QS L
2020	8	3	0	3	2	1
2021	19	8	3	7	6	0
2022	28	19	17	17	15	2
2023	24	9	9	9	8	1
2024	--	--	--	--	--	--
TOTALS	79	39	29	36	31	4

2024 RUNS/HITS PER INNING

INNING:	1	2	3	4	5	6	7
RUNS/HITS:	-/-	-/-	-/-	-/-	-/-	-/-	-/-

MAXWELL VS. UTAH VALLEY

2023 vs. Utah Valley (0 starts): --
2023 vs. Utah Valley at Home (0 starts): --
2023 vs. Utah Valley on Road (0 starts): --
2023 vs. Utah Valley at Neutral Sites (0 starts): --
Career vs. Utah Valley (0 starts): --
Career vs. Utah Valley at Home (0 starts): --
Career vs. Utah Valley on Road (0 starts): --
Career vs. Utah Valley at Neutral Sites (0 starts): --

MAXWELL VS. DUKE

2023 vs. Duke (0 starts): --
2023 vs. Duke at Home (0 starts): --
2023 vs. Duke on Road (0 starts): --
2023 vs. Duke at Neutral Sites (0 starts): --
Career vs. Duke (0 starts): --
Career vs. Duke at Home (0 starts): --
Career vs. Duke on Road (0 starts): --
Career vs. Duke at Neutral Sites (0 starts): --

BATTER-PITCHER MATCH-UPS

Maxwell vs. Utah Valley							Maxwell vs. Duke						
PLAYER	AVG	AB	H	HR	BB	SO	PLAYER	AVG	AB	H	HR	BB	SO
N/A	--	--	--	--	--	--	N/A	--	--	--	--	--	--

SJ GEURIN

#85

Height: 5-8 B/T: L/L Year: R-Fr. Hometown: Leander, Texas

2023: ---, --- ERA **CAREER:** ---, --- ERA

🏆 First appearance of 2024 will be Geurin's collegiate debut.

🏆 Redshirted her first season with the program in 2023.

🏆 Consensus top-25 recruit in the class of 2022 and MaxPreps All-American earned Texas 5A First Team All-State and 5A 26 Pitcher of the Year honors at Leander High School.

2024 GAME-BY-GAME

Date	Opp.	Dec.	IP	H	R	ER	HR	BB	SO	Left/Final	Notes	Pitches/K
FEB. TOTALS 0-0 0.0 0 0 0 0 0 0 0 0.00 ERA												

	RECORD	IP	H	R	ER	HR	BB	SO	ERA
2024 TOTALS	0-0	0.0	0	0	0	0	0	0	0.00
CAREER TOTALS	0-0	0.0	0	0	0	0	0	0	0.00

HIGH SCHOOL

🏆 Extra Innings' No. 20 ranked recruit in the class of 2022.

🏆 Extra Innings Softball's No. 7-ranked pitcher in the country.

🏆 No. 25 recruit in the class by Softball America.

🏆 No. 10 prospect in the class by FloSoftball.

🏆 2021 Texas 5A First Team All-State and 5A 26 Pitcher of the Year.

🏆 Extra Innings First Team All-American and MaxPreps All-American (2021).

🏆 Great Austin Sports Foundation Scholar-Athlete of the Year.

🏆 2019 TAPPS II All-State Pitcher

🏆 2021 junior season at Leander (Texas) HS: .093 ERA, 23-1 record, 272 K, 158 IP, .991 FLD %, 5A Regional quarterfinalist ... Helped team to No. 1 ranking in the country by MaxPreps.

🏆 2021 Class 5A 26 Academic All-District.

TRAVEL BALL

🏆 Played travel ball for Texas Bombers Gold (New Braunfels, Texas) and coach Scott Smith.

🏆 2021 Alliance National Runner-Up.

🏆 2021 Colorado Sparkler champion.

🏆 2021 Texas Fastpitch League champion.

🏆 1.10 ERA, 44 IP, 43 K, 10-0 record.

2024 HIGHS

CG's: --
 SHO's: --
 CG Low-Hit: --
 Innings: --
 SO's: --
 Walks: --
 Hits: --
 Home Runs: --
 Win-Streak: --
 Loss-Streak: --

CAREER HIGHS

CG's: --
 SHO's: --
 CG Low-Hit: --
 Innings: --
 SO's: --
 Walks: --
 Hits: --
 Home Runs: --
 Win-Streak: --
 Loss-Streak: --

PERSONAL NOTES

🏆 Daughter of Robert and Angela Geurin.

🏆 Has one sibling, Scarlett.

🏆 Father, Robert, played football at Tulsa; Mother, Angela, played softball at Tulsa; Grandfather, Bob, played baseball at Texas Tech.

🏆 Chose Oklahoma over UCLA, Oregon and Texas A&M.

2024 MISC. NUMBERS

	W	L	ERA	G/GS	IP	ER		AVG	H	AB	HR	BB	SO
Home:	--	--	--	--	--	--		Vs. Left:	--	--	--	--	--
Road:	--	--	--	--	--	--		Vs. Right:	--	--	--	--	--
Neutral:	--	--	--	--	--	--		TOTALS:	--	--	--	--	--
Day:	--	--	--	--	--	--							
Night:	--	--	--	--	--	--		None On:	--	--	--	--	--
Grass:	--	--	--	--	--	--		Runners On:	--	--	--	--	--
Turf:	--	--	--	--	--	--							

6.0-PLUS IP/QUALITY STARTS

YEAR	STARTS	6+ IP	10+ K	QS	QS W	QS L
2023	0	0	0	0	0	0
2024	--	--	--	--	--	--
TOTALS	0	0	0	0	0	0

2024 RUNS/HITS PER INNING

INNING:	1	2	3	4	5	6	7
RUNS/HITS:	-/-	-/-	-/-	-/-	-/-	-/-	-/-

GEURIN VS. UTAH VALLEY

2023 vs. Utah Valley (0 starts): --

2023 vs. Utah Valley at Home (0 starts): --

2023 vs. Utah Valley on Road (0 starts): --

2023 vs. Utah Valley at Natural Sites (0 starts): --

Career vs. Utah Valley (0 starts): --

Career vs. Utah Valley at Home (0 starts): --

Career vs. Utah Valley on Road (0 starts): --

Career vs. Utah Valley at Natural Sites (0 starts): --

GEURIN VS. DUKE

2023 vs. Duke (0 starts): --

2023 vs. Duke at Home (0 starts): --

2023 vs. Duke on Road (0 starts): --

2023 vs. Duke at Natural Sites (0 starts): --

Career vs. Duke (0 starts): --

Career vs. Duke at Home (0 starts): --

Career vs. Duke on Road (0 starts): --

Career vs. Duke at Natural Sites (0 starts): --

BATTER-PITCHER MATCH-UPS

Geurin vs. Utah Valley								Geurin vs. Duke							
PLAYER	AVG	AB	H	HR	BB	SO		PLAYER	AVG	AB	H	HR	BB	SO	
N/A	--	--	--	--	--	--		N/A	--	--	--	--	--	--	

POSITION PLAYERS

#12 MAYA BLAND

OF

Height: 5-7 B/T: L/R Year: Fr. Hometown: Argyle, Texas

2023: - -

2024 Average: - - Streak: - - PV Challenge: - -
Roadtrip: - - Home Runs: - -

🏆 No. 11 player in the class of 2023 by Extra Inning Softball.

🏆 Spring 2022 (Junior season) at at Argyle (TX) HS: .528 BA, 16 HR, 61 RBI, 22 SB ... 2022 Class 4A All-State & All-Region honoree ... 2022 Class 4A Region I finalist.

#0 RYLIE BOONE

OF

Height: 5-3 B/T: L/L Year: S-Sr. Hometown: Owasso, Okla.

2023: .392/.493/.528, 1.021 OPS, 7 2B, 2 3B, 2 HR, 14 RBIs, 5 SB

2024 Average: - - Streak: - - PV Challenge: - -
Roadtrip: - - Home Runs: - -

🏆 Ranked No. 99 on Softball America's Top 100 Players of 2024 ... Preseason All-Big 12.

🏆 Two-time WCWS All-Tournament Team ... 2022 NFCA All-Central Region First Team ... 2022 Big 12 Championship All-Tournament Team.

🏆 Played in all 62 games, starting 61 in the outfield last season ... Hit .392 with two home runs, two triples, seven doubles and 14 RBIs ... Was second on the team with a .493 on-base percentage, drawing 22 walks and three HBP ... Stole five bases on nine attempts.

🏆 Hit .410 with a 1.104 OPS with RISP last season.

#33 ALYSSA BRITO

INF

Height: 5-7 B/T: R/R Year: Sr. Hometown: Tustin, Calif.

2023: .412/.477/.824, 1.300 OPS, 17 2B, 1 3B, 17 HR, 60 RBIs, 4 SB

2024 Average: - - Streak: - - PV Challenge: - -
Roadtrip: - - Home Runs: - -

🏆 Ranked No. 11 on Softball America's Top 100 Players of 2024 ... Unanimous First Team Preseason All-American ... Preseason All-Big 12.

🏆 2023 Unanimous NFCA First Team All-American ... 2023 NFCA All-Region First Team ... Two-time NFCA All-Region Second Team ... 2022 All-Big 12 Second Team ... 2021 Second Team All-Pac-12 ... 2021 Pac-12 All-Freshman Team.

🏆 Played in all 62 games, starting 61 at third base last season ... Hit .412, led the team with 17 doubles and tied for the OU lead with 17 home runs ... Had 60 RBIs and scored 48 runs ... Paced the team and was 13th in the country with a .824 slugging percentage ... Was exceptional at the hot corner, fielding a .960 with just five errors.

🏆 Joined the Sooners as a transfer from Oregon in 2022.

#24 JAYDA COLEMAN

OF

Height: 5-9 B/T: L/L Year: Sr. Hometown: The Colony, Texas

2023: .408/.533/.788, 1.320 OPS, 15 2B, 1 3B, 17 HR, 48 RBIs, 16 SB

2024 Average: - - Streak: - - PV Challenge: - -
Roadtrip: - - Home Runs: - -

🏆 Ranked No. 3 on Softball America's Top 100 Players of 2024 ... Unanimous First Team Preseason All-American ... Preseason All-Big 12.

🏆 Three-time NFCA First Team All-American ... Three-time NFCA All-Region First Team ... 2023 Big 12 Player of the Year ... Three-time All-Big 12 First Team.

🏆 Started all 62 games in center field last season ... Paced the team in runs (71), walks (41), HBP (8) and stolen bases (16) ... Tied for the OU lead with a career single-season best 17 home runs ... Slashed .408/.533/.788 ... Paced the Sooners with her .533 on-base percentage, good for 12th in the country ... Averaged 1.15 runs/game which ranked fifth in the nation ... Was exceptional in center field yet again, making 60 putouts and three assists with no errors.

🏆 Drew walks at a 17.8% clip while striking out just 7.8% of the time.

🏆 Career .425 hitter with 34 homers, 141 RBIs and 49 stolen bases.

#27 HANNAH COOR

OF

Height: 5-9 B/T: R/R Year: R-So. Hometown: Yorba Linda, Calif.

2023: 0-for-1

2024 Average: - - Streak: - - PV Challenge: - -
Roadtrip: - - Home Runs: - -

🏆 Played in four games on opening weekend last season before sustaining a back injury that sidelined her for the rest of the campaign.

🏆 Appeared in 40 games in 2022, primarily as a pinch runner ... Scored 19 runs and stole six bases on eight attempts ... Reached base at a .667 clip.

🏆 No. 14 player overall in the class of 2021 ... Helped lead Esperanza High to the second round of the CIF-SS Division I playoffs as a sophomore in 2019, collecting second-team All-County honors ... Hit .618 with nine home runs and 40 RBIs before junior season was cut short due to COVID-19.

#9 KINZIE HANSEN

C

Height: 6-0 B/T: R/R Year: Gr. Hometown: Norco, Calif.

2023: .409/.438/.759, 1.197 OPS, 7 2B, 1 3B, 13 HR, 57 RBIs, 4 SB

2024 Average: - - Streak: - - PV Challenge: - -
Roadtrip: - - Home Runs: - -

🏆 Ranked No. 16 on Softball America's Top 100 Players of 2024 ... Unanimous First Team Preseason All-American ... Preseason All-Big 12.

🏆 Two-time USA Softball Women's National Team member ... 2023 Johnny Bench Award winner ... Two-time NFCA All-American ... Two-time NFCA All-Central Region First Team ... 2023 All-Big 12 First Team.

🏆 Played in 49 games and made 44 starts at catcher or DP last season ... Hit .409 with 13 home runs, seven doubles and a triple, bringing in 57 runs ... Her average of 1.16 RBIs/game ranked 7th in the NCAA ... Slugged .759 and held an OBP of .438 ... Fielded a .993 behind the plate with just two errors.

🏆 Slashed an incredible .508/.517/1.017 for a 1.534 OPS with RISP last season.

#82 AVERY HODGE

INF

Height: 5-6 B/T: L/R Year: So. Hometown: Richmond, Texas

2023: .261/.320/.304, .624 OPS, 1 2B, 3 RBIs, 4 SB

2024 Average: - - Streak: - - PV Challenge: - -
Roadtrip: - - Home Runs: - -

🏆 2023 USA Senior Women's National Team (Japan All-Star Series).

🏆 Played in 56 games primarily as a pinch runner last season, making three starts ... Hit .231 with a double, three RBIs and 21 runs scored.

🏆 Ranked No. 6 prospect in the class of 2022 by Extra Inning Softball ... Ranked No. 22 recruit by Softball America ... First Team All-District, District MVP, First Team All-Region, First Team All-State.

Height: 5-8 B/T: R/R Year: Sr. Hometown: San Pedro, Calif.

2023: .415/.477/.781, 1.258 OPS, 16 2B, 17 HR, 66 RBIs, 2 SB

2024 Average: - - Streak: - - PV Challenge: - -
Roadtrip: - - Home Runs: - -

🏆 Ranked No. 7 on Softball America's Top 100 Players of 2024 ... Unanimous First Team Preseason All-American ... Preseason All-Big 12.

🏆 2022 USA Senior Women's National Team ... Three-time NFCA First Team All-American ... Three-time NFCA All-Region First Team ... 2021 NFCA National Freshman of the Year ... Three-time All-Big 12 First Team.

🏆 Started 61 of 62 games in the infield last season ... Paced the Sooners in batting average (.415), hits (76), RBIs (66) and total bases (143) ... Tied for the OU lead with 17 home runs and second with 16 doubles ... Slugged .781 and held a .477 on-base percentage for a 1.258 OPS ... Was exceptional at second base and the select games she played at shortstop, registering 56 putouts and 71 assists to just one error for an incredible .992 fielding percentage.

🏆 Slashed a ridiculous .508/.526/1.063 for a 1.589 with RISP last season.

SOONERS HOME RUN DATA

MULTI-HOMER GAMES (0x)

🏆 None

BACK-TO-BACK (0x)

🏆 None

WALK-OFF (0x)

🏆 None

BACK-TO-BACK-TO-BACK (0x)

🏆 None

INSIDE-THE-PARK (0x)

🏆 None

RUNNERS ON

🏆 Solo - 0

🏆 2-run - 0

🏆 3-run - 0

🏆 GS - 0

GRAND SLAM (0x)

🏆 None

LEADOFF (0x)

🏆 None

#43 QUINCEE LILIO

INF/OF

Height: 5-2 B/T: L/R Year: R-So. Hometown: Oceanside, Calif.

2023: .275/.442/.450, .892 OPS, 2 2B, 1 3B, 1 HR, 9 RBIs

2024 Average: -- Streak: -- PV Challenge: --
Roadtrip: -- Home Runs: --

- 🏆 Played in 47 games last season, making 12 starts at second base, outfield or designated player.
- 🏆 Hit .275 with one home run, one triple, one double and nine RBIs.
- 🏆 Drew 11 walks and one HBP for a .442 on-base percentage.
- 🏆 Posted a .900 OPS with RISP.
- 🏆 Was perfect in the field, registering 14 putouts, 17 assists and zero errors, also helped turn five double plays.

#30 RILEY LUDLAM

C/1B

Height: 6-0 B/T: R/R Year: Gr. Hometown: Fort Myers, Fla.

2023: .372/.433/.676, 1.108 OPS, 15 2B, 10 HR, 41 RBIs, 3 SB

2024 Average: -- Streak: -- PV Challenge: --
Roadtrip: -- Home Runs: --

- 🏆 2023 NFCA All-South Region Third Team ... 2023 Southern Conference Player of the Year ... 2023 All-Southern Conference First Team ... 2022 All-Southern Conference First Team.
- 🏆 Joins the Sooners after four seasons at Furman ... Career .309 hitter with 45 doubles, 25 home runs and 117 RBIs
- 🏆 Started 49 games for the Paladins last year ... Hit .372 with 10 home runs, 15 doubles and 41 RBIs ... Reached base at a .433 clip and slugged .676 (1.108 OPS).
- 🏆 Closed the regular season ranked second in the SoCon in doubles, fourth in home runs and fourth in total bases ..

#2 NELLY McENROE-MARINAS

INF

Height: 5-8 B/T: R/R Year: Fr. Hometown: Waianae, Hawai'i

2023: --

2024 Average: -- Streak: -- PV Challenge: --
Roadtrip: -- Home Runs: --

- 🏆 Ranked No. 6 player in the class of 2023 by Extra Inning Softball ... Ranked No. 19 via Softball America.
- 🏆 Spring 2022 (Junior season) at Maryknoll HS (Honolulu, HI): .571 BA, 29 RS, 32 H, 27 RBI, 6 HR, 6 SB ... HHSAA DI Softball State Champions ... HHSAA Division 1 Softball State Championship All-Tournament team.

#5 ELLA PARKER

INF

Height: 5-8 B/T: L/L Year: Fr. Hometown: Los Angeles, Calif.

2023: --

2024 Average: -- Streak: -- PV Challenge: --
Roadtrip: -- Home Runs: --

- 🏆 Extra Innings' No. 3 ranked recruit in the class of 2023 ... No. 15 recruit in the class by Softball America.
- 🏆 Spring 2022 (Junior season) at Notre Dame (CA) HS: .651 BA, 11 HR, 31 RBI, 41 H, 39 RS, 11 SB, .768 OB%, 2.04 ERA in 34.1 IP ... 2021-22 Mission League CIF Most Valuable Player ... 2021-22 All-CIF ... 2021-22 Cal-Hi All-State Team ... 2022 Mission League Team Champions.

#7 KASIDI PICKERING

OF

Height: 5-9 B/T: L/R Year: Fr. Hometown: Humble, Texas

2023: --

2024 Average: -- Streak: -- PV Challenge: --
Roadtrip: -- Home Runs: --

- 🏆 Ranked No. 4 prospect in the class of 2022 by Extra Inning Softball ... Ranked No. 16 recruit by Softball America.
- 🏆 Spring 2022 (Junior season) at Atascocita (TX) HS: .608 BA, 14 HR, 49 RBI, 59 H, 52 RS, 11 SB ... 2021-22 NFCA High School All-American ... 2020-21 & 2021-22 District 21-6A Most Valuable Player.

#1 CYDNEY SANDERS

INF

Height: 5-8 B/T: R/R Year: Jr. Hometown: San Marcos, Calif.

2023: .284/.433/.569, 1.002 OPS, 6 2B, 9 HR, 31 RBIs, 1 SB

2024 Average: -- Streak: -- PV Challenge: --
Roadtrip: -- Home Runs: --

- 🏆 Ranked No. 73 on D1 Softball's Top 100 Players of 2024 list.
- 🏆 2022 NFCA First Team All-American ... 2022 NFCA West All-Region First Team ... Top Three Finalist for the 2022 NFCA National Freshman of the Year ... 2022 All-Pac-12 First Team ... 2022 Pac-12 Freshman of the Year.
- 🏆 Played in 58 games last season, starting 47 at first base or designated player ... Hit .284 with nine home runs, six doubles and 31 RBIs ... Reached base at a .433 clip and slugged .569 for a 1.002 OPS.
- 🏆 Blasted an ASU-record 21 homers and drove in 63 while hitting .425 in 2022.
- 🏆 Joined the Sooners as a transfer from Arizona State in 2023.

#40 ALYNAH TORRES

INF/OF

Height: 5-7 B/T: R/R Year: S-Sr. Hometown: Glendale, Ariz.

2023: .350/.395/.496, .891 OPS, 9 2B, 1 3B, 2 HR, 23 RBIs, 2 SB

2024 Average: -- Streak: -- PV Challenge: --
Roadtrip: -- Home Runs: --

- 🏆 2022 NFCA All-West Region Second Team ... 2022 All-Pac 12 First Team.
- 🏆 Played in 60 games last season, making 43 starts primarily in the outfield ... Hit .350 with two home runs, nine doubles, a triple and 23 RBIs ... Slugged .496 and held an on-base clip of .395, producing an .891 OPS.
- 🏆 Struck out just four times in 130 PA's (3.1%).
- 🏆 Hit .500 at the WCWS, hitting one double and driving in a pair of runs.
- 🏆 Slashed .339/.409/.707 for a 1.116 OPS with 16 homers and 40 RBI in 2022 at Arizona State.
- 🏆 Joined the Sooners as a transfer from Arizona State in 2023.

HITTERS INFO

LAST HOME RUN																				LAST GRAND SLAM				VS. DUKE 2023					VS. DUKE CAREER				
Player	Multi-Hit	Multi-RBI	Season Hit-Streak	Season High Hits					Career																								
					Date	Opp.	On	Pitcher	Date	Opp.	#	Avg	H	AB	HR	RBI	Avg	H	AB	HR	RBI												
Maya Bland					3/3/23	UIC	1	Clark	5/23/21	WSU	0	.000	0	0	0	0	.000	0	0	0	0												
Rylie Boone					5/27/23	Clemson	0	McCubbin	5/2/23	Tulsa	1	.000	0	2	0	1	.000	0	2	0	0												
Alyssa Brito					6/5/23	Stanford	0	Vawter			0	.000	0	3	0	0	.000	0	3	0	0												
Jayda Coleman											0	.000	0	3	0	0	.000	0	3	0	0												
Hannah Coor											0	.000	0	0	0	0	.000	0	0	0	0												
Kinzie Hansen					6/3/23	Tennessee	1	Orsini	3/3/23	Kentucky	2	.000	0	0	0	0	.000	0	0	0	0												
Avery Hodge											0	.000	0	0	0	0	.000	0	0	0	0												
Tiare Jennings					6/3/23	Tennessee	2	Pickens	3/25/23	ISU	5	.250	1	4	0	0	.250	1	4	0	0												
Quincee Lilio					3/3/23	Kentucky	0	Gayán			0	.000	0	0	0	0	.000	0	0	0	0												
Riley Ludlam					4/29/23	Chattanooga	0	Parrott			0	.000	0	0	0	0	.000	0	0	0	0												
Nelly McEnroe-Marinas											0	.000	0	0	0	0	.000	0	0	0	0												
Ella Parker											0	.000	0	0	0	0	.000	0	0	0	0												
Kasidi Pickering											0	.000	0	0	0	0	.000	0	0	0	0												
Cyndey Sanders					6/8/23	FSU	0	Sandercock	3/4/22	Cal Poly	1	.333	1	3	0	0	.571	4	7	0	1												
Alynah Torres					4/15/23	MIA (OH)	0	Pratt	3/13/23	SDSU	2	.000	0	1	0	0	.200	1	5	0	1												

MISCELLANEOUS STATS

MISC. HIGHS AND LOWS

Most Runs, Game (Team)
Most Runs, Inning (Team)
Most Hits, Game (Team)
Most Hits, Inning (Team)
Most Strikeouts, Batters (Team)
Longest Hitting Streak (Individual)
Consecutive Hits (Individual)
Consecutive Scoreless Innings (Batters)
Most Runs Allowed (Team)
Most Runs Allowed, Inning (Team)
Most Hits Allowed (Team)
Most Hits Allowed, Inning (Team)
Pitchers Used (Team)
Cons. Batters Retired (Team)
Scoreless Innings Streak (Team/Pitchers)
Most Runs, Starter
Most Home Runs, Starter
Most Walks, Starter
Most Strikeouts, Starter
Most Strikeouts, Pitchers (Team)
Most Walks, Pitchers (Team)
Most Cons. Scoreless Innings (Individual)
Most Cons. Batters Retired (Individual)
Longest Game, Innings
Longest Game, Time (7 Inn.)
Longest Game, Time (X Inn.)
Fastest Game, Time (7 Inn.)
Fastest Game, Time (5 Inn.)
Largest Margin, Victory
Largest Margin, Loss
Lineups Used

SCORE BY INNING

	1	2	3	4	5	6	7	XTRA	TOTAL
OPPONENT	0	0	0	0	0	0	0	0	0
SOONERS	0	0	0	0	0	0	0	0	0

BATTING AVERAGE BY INNING

	1	2	3	4	5	6	7	XTRA	TOTAL
OPPONENT	---	---	---	---	---	---	---	---	---
SOONERS	---	---	---	---	---	---	---	---	---

WEEK-BY-WEEK IN THE POLLS

	USA Today/NFCA	ESPN.com/USA Softball
Preseason	1	1
Week 1		
Week 2		
Week 3		
Week 4		
Week 5		
Week 6		
Week 7		
Week 8		
Week 9		
Week 10		
Week 11		
Week 12		
Week 13		
Week 14		
Final		

STARTS BY POSITION

	C	1B	2B	3B	SS	LF	CF	RF	DP
Maya Bland	0	0	0	0	0	0	0	0	0
Rylie Boone	0	0	0	0	0	0	0	0	0
Alyssa Brito	0	0	0	0	0	0	0	0	0
Jayda Coleman	0	0	0	0	0	0	0	0	0
Hannah Coor	0	0	0	0	0	0	0	0	0
Kinzie Hansen	0	0	0	0	0	0	0	0	0
Avery Hodge	0	0	0	0	0	0	0	0	0
Tiare Jennings	0	0	0	0	0	0	0	0	0
Quincee Lillo	0	0	0	0	0	0	0	0	0
Riley Ludlam	0	0	0	0	0	0	0	0	0
Nelly McEnroe-Marinas	0	0	0	0	0	0	0	0	0
Ella Parker	0	0	0	0	0	0	0	0	0
Kasidi Pickering	0	0	0	0	0	0	0	0	0
Cydney Sanders	0	0	0	0	0	0	0	0	0
Alynah Torres	0	0	0	0	0	0	0	0	0

STARTS BY BATTING ORDER

	1	2	3	4	5	6	7	8	9
Maya Bland	0	0	0	0	0	0	0	0	0
Rylie Boone	0	0	0	0	0	0	0	0	0
Alyssa Brito	0	0	0	0	0	0	0	0	0
Jayda Coleman	0	0	0	0	0	0	0	0	0
Hannah Coor	0	0	0	0	0	0	0	0	0
Kinzie Hansen	0	0	0	0	0	0	0	0	0
Avery Hodge	0	0	0	0	0	0	0	0	0
Tiare Jennings	0	0	0	0	0	0	0	0	0
Quincee Lillo	0	0	0	0	0	0	0	0	0
Riley Ludlam	0	0	0	0	0	0	0	0	0
Nelly McEnroe-Marinas	0	0	0	0	0	0	0	0	0
Ella Parker	0	0	0	0	0	0	0	0	0
Kasidi Pickering	0	0	0	0	0	0	0	0	0
Cydney Sanders	0	0	0	0	0	0	0	0	0
Alynah Torres	0	0	0	0	0	0	0	0	0

MOST USED LINEUP

Player	Pos.
Maya Bland	0
Rylie Boone	0
Jayda Coleman	0
Hannah Coor	0
Quincee Lillo	0
Kasidi Pickering	0
Alynah Torres	0

OUTFIELD ASSISTS

Maya Bland	0
Rylie Boone	0
Jayda Coleman	0
Hannah Coor	0
Quincee Lillo	0
Kasidi Pickering	0
Alynah Torres	0

LAST TIME IT HAPPENED

HITTING:

Hit for the Cycle: Never
Grand Slam: Haley Lee vs. Clemson (5/27/23)
Inside-the-Park Home Run: Jayda Coleman vs. UC San Diego (2/13/22)
Pinch-Hit Home Run: Kinzie Hansen at Miami (OH) (4/15/23)
Pinch-Hit Grand Slam: Grace Green vs. San Jose State (2/12/23)
Three-Hit Game: 4, Tiare Jennings vs. California (5/21/23)
Four-Hit Game: Tiare Jennings vs. California (5/21/23)
Two Hits, One Inning: Jayda Coleman, 1st inn. vs. Kansas (4/29/23)
Two Home Runs, One Inning: Kinzie Hansen, 4th inn. vs. Kentucky (3/3/23)
Two-Home Run Game: Tiare Jennings vs. Clemson (5/27/23)
Three-Home Run Game: Jocelyn Alo at Texas Tech (4/8/22)
Back-to-Back Home Runs: Cydney Sanders and Grace Lyons vs. Florida State (6/8/23)
Three Home Runs, One Inning: 4, Jennings + Brito + Sanders + Erickson vs. California (5/21/23)
Four Home Runs, One Inning: Jennings + Brito + Sanders + Erickson vs. California (5/21/23)
Walk-Off Home Run: Tiare Jennings, 2R HR vs. Baylor (3/27/22)
Leadoff Home Run: Jayda Coleman vs. Clemson (5/27/23)
Consecutive Home Runs to Lead Off Game: Coleman and Jennings vs. Clemson (5/27/23)

PITCHING (complete games only for low-hit games):

Perfect Game: Jordy Bahl vs. Southeastern Louisiana (3/10/23)
No-Hitter: Nicole May and Kierston Deal vs. Kansas (4/29/23)
One-Hitter: Jordy Bahl vs. Missouri (5/20/23)
Two-Hitter: Jordy Bahl vs. Florida State (6/7/23)
8+ Innings Pitched: Nicole May vs. Liberty (2/9/23)
10+ Strikeouts: 10, Jordy Bahl vs. Florida State (6/7/23)
Complete Game Shutout: Jordy Bahl vs. Florida State (6/7/23)

MISCELLANEOUS:

Triple Play: 5-4-3 vs. Loyola Marymount (2/8/14)
Three or more Steals, One Game: 3, Nicole Mendes at Texas Tech (4/30/17)
Steal of Home: Alyssa Brito vs. Texas Tech (4/7/23)
Defeated No. 1 Team (NFCA): 14-0 vs. #1 UCLA (2/26/23)
Defeated Top-5 Team (NFCA): 5-4 vs. #5 Florida State (3/14/23)
Defeated Top-10 Team (NFCA): 6-1 vs. #10 Texas (5/13/23)
Defeated Top-25 Team (NFCA): 6-1 vs. #10 Texas (5/13/23)



#0 RYLIE BOONE
S-Sr. | OF | 5-3
Tulsa, Okla.



#1 CYDNEY SANDERS
Jr. | INF | 5-8
San Marcos, Calif.



#2 NELLY McENROE-MARINAS
Fr. | INF | 5-8
Waianae, Hawai'i



#5 ELLA PARKER
Fr. | INF | 5-8
Los Angeles, Calif.



#7 KASIDI PICKERING
Fr. | OF | 5-9
Humble, Texas




#8 KARLIE KEENEY
Gr. | RHP | 5-10
Providence, Ky.



#9 KINZIE HANSEN
Gr. | C | 6-0
Norco, Calif.



#11 KIERSTON DEAL
So. | LHP | 5-9
Winston Salem, N.C.



#12 MAYA BLAND
Fr. | OF | 5-7
Argyle, Texas




#17 PAYTN MONTICELLI
So. | RHP | 6-1
Cedarburg, Wis.



#19 NICOLE MAY
Sr. | RHP | 5-11
Pleasanton, Calif.



#23 TIARE JENNINGS
Sr. | INF | 5-8
San Pedro, Calif.



#24 JAYDA COLEMAN
Sr. | OF | 5-9
The Colony, Texas



#27 HANNAH COOR
R-So. | OF | 5-9
Yorba Linda, Calif.



#28 KELLY MAXWELL
Gr. | LHP | 5-10
Friendswood, Texas



#30 RILEY LUDLAM
Gr. | C/1B | 6-0
Fort Myers, Fla.



#33 ALYSSA BRITO
Sr. | INF | 5-7
Tustin, Calif.



#40 ALYNAH TORRES
Sr. | INF/OF | 5-7
Glendale, Ariz.



#43 QUINCEE LILIO
R-So. | INF/OF | 5-2
Oceanside, Calif.



#82 AVERY HODGE
So. | INF | 5-6
Richmond, Texas



#85 SJ GEURIN
R-Fr. | LHP | 5-8
Leander, Texas




PATTY GASSO
Head Coach
30th Season



JENNIFER ROCHA
Associate Head Coach
Sixth Season



JT GASSO
Associate Head Coach
Ninth Season



FALEPOLIMA STEELE
Assistant Coach
First Season