

SIX-TIME NATIONAL CHAMPIONS

OKLAHOMA



2023 MEDIA GUIDE

TABLE OF CONTENTS



BOOMER SOONER

Quick Facts	2
2023 Schedule	3
Rosters	4
Legacy of Champions	6
2000 National Champions	8
2013 National Champions	10
2016 National Champions	12
2017 National Champions	14
2021 National Champions	16
2022 National Champions	18
Big 12 Supremacy	20
National Awards and Honors	22
Patty Gasso	24
Sooners in the Pros	25
OU Softball Complex	26
Love's Field	27
Headington Hall	28
Strength and Conditioning	29
Norman Campus	30
Norman	32
Oklahoma City	33

2023 SOONERS

Grace Green	32
Haley Lee	33
Grace Lyons	34
Alex Storako	35
Rylie Boone	36
Kinzie Hansen	37
Alynah Torres	38
Alyssa Brito	39
Jayda Coleman	40
Tiare Jennings	41
Nicole May	42
Jordy Bahl	43
Hannah Coor	44
Sophia Nugent	45
Cydney Sanders	46
Quincee Lilio	47
Kierston Deal	48
Jocelyn Erickson	48
SJ Geurin	49
Avery Hodge	49

COACHES AND STAFF

Head Coach Patty Gasso	52
Associate Head Coach Jennifer Rocha	56
Assistant Coach JT Gasso	57
Volunteer Assistant Coach Hannah Sparks	58
Graduate Assistant Lauren Foster	58
Graduate Assistant Hope Trautwein	59
Director of Player Development Ryan Wondrasek	59
Support Staff	60
Director of Athletics Joe Castiglione	61
University President Joseph Harroz Jr.	62
Athletics Administration	63

2022 SEASON REVIEW

Results	66
Overall/Conference Statistics	67
Game-by-Game Statistics	68
Game Highs	70
Awards and Honors	71
Big 12 Conference Recap	71

HISTORY

Program Timeline	74
Milestone Games/Openers	76
Letterwinners	78
All-Americans	80
All-Region	82
Honors and Awards	86
Poll History	90
OU Softball Complex	91
Team Records	92
Career Records	95
Season Records	99
No-Hitters	103
Big 12 Championship	104
NCAA Regionals	106
NCAA Super Regionals	108
Women's College World Series	110
NCAA Championship	112
Against Conferences	114
Series History	116
Year-By-Year Results	133
Coaching History	151
Sooner Traditions	152

The **2023 Oklahoma Softball Media Guide** was designed and produced by the OU Athletics Department in Norman, Okla., using Adobe Creative Suite. The University of Oklahoma is an equal opportunity employer (Feb. 2021).

Project Coordinator
Patrick Dunn

Cover Design
Connor Spensley

Photography
Ty Russell, Joshua Gateley, John Williamson, Laizure Photo, OU Athletics Communications Archives, USSSA Pride, Chicago Bandits, Oklahoma City Thunder, Oklahoma City Convention and Visitors Bureau



QUICK FACTS

THE UNIVERSITY

LocationNorman, Okla.
 Founded1890
 Enrollment31,655
 NicknameSooners
 Colors..... Crimson and Cream
 Conference..... Big 12
 President Joe Harroz, Jr.
 VP/Director of Athletics..... Joe Castiglione

OKLAHOMA PROGRAM HISTORY

First Year of Softball 1975
 All-Time Record 1,954-793-2 (.710)
 All-Time Big 12 Record..... 376-87 (.812)
 Big 12 Regular Season Titles/Championship Titles14/7
 NCAA Tournament Appearances.....28 (1994-2022)
 Super Regional Appearances 15
 (2005, '07, '08, '10, '11, '12, '13, '14, '15, '16, '17, '18, '19, '21, '22)
 WCWS Appearances 15
 (2000, '01, '02, '03, '04, '11, '12, '13, '14, '16, '17, '18, '19, '21, '22)
 National Championships..... 6 (2000, '13, '16, '17, '21, '22)

STAFF INFORMATION

Head CoachPatty Gasso (Long Beach State, 1984)
 Career Record..... 1,556-403-3 (.793) [33rd year]
 Record at OU.....1,395-344-2 (.801) [29th year]
 Associate Head Coach..... Jennifer Rocha (Oklahoma, 1999)
 Assistant Coach JT Gasso (East Central University, 2011)
 Volunteer Assistant Coach.....Hannah Sparks (Oklahoma, 2018)
 Director of Operations.....Jackie Livingston

STADIUM INFORMATION

Stadium..... OU Softball Complex
 Field (Capacity).....Marita Hynes Field (1,378)
 All-Time Stadium Record..... 529-62-1 (.893)

2023 OUTLOOK

Letterwinners Returning/Lost.....11/9
 Position Starters Returning/Lost.....8/5
 Primary Pitchers Returning Lost..... 2/1
 Newcomers.....8
 All-Americans Returning/Lost 5/2

2022 TEAM INFORMATION

Overall Record.....59-3
 Conference Record (Finish).....17-1 (1st)
 NCAA Postseason National Champions
 NFCA Final Ranking1

COMMUNICATIONS INFORMATION

Communications Contact..... Patrick Dunn
 E-Mailpatrickjdunn@ou.edu
 Phone Office: 405-325-4274 | Cell: 405-388-1353

SOCIAL MEDIA

For behind-the-scenes updates and information about the Sooners, search Oklahoma Softball on Facebook and @OU_Softball on Twitter and Instagram.

SOONERSPORTS.COM

For the latest information on OU softball including stats, standings, notes, photos, video and bios, visit the official website of Oklahoma Athletics at www.SoonerSports.com.

PRACTICE POLICY

Practices are held at the OU Softball Complex, located at 2500 S. Jenkins Ave. in Norman. Practices are typically open to the media; however, those who wish to attend must obtain clearance through Patrick Dunn in the Athletics Communications Office prior to the start of practice.

CREDENTIAL REQUESTS

Media credentials for home contests at the OU Softball Complex should be requested no later than one day prior to the event. Credentials will be issued to working media only. All requests should be directed to Patrick Dunn in the Athletics Communications Office at (405) 388-1353 or by email to patrickjdunn@ou.edu.

PRESS CONFERENCES

Postgame press conferences will take place in the clubhouse classroom after head coach Patty Gasso dismisses her athletes. Official box scores will be available at that time.

INTERVIEW REQUESTS

Non-postgame interview requests for athletes and coaches must be arranged through Patrick Dunn in the Athletics Communications Office. All requests should be submitted at least one day in advance of the desired interview time.



Oklahoma Softball



@OU_Softball



@OU_Softball

2023 SCHEDULE



Day	Date	Opponent	Location	Time (CT)
Thursday	Feb. 9	vs. Duke !	Irvine, Calif.	6 p.m.
Thursday	Feb. 9	vs. Liberty !	Irvine, Calif.	9 p.m.
Friday	Feb. 10	vs. Stanford !	Irvine, Calif.	9:30 p.m.
Saturday	Feb. 11	vs. Washington !	Irvine, Calif.	9 p.m.
Sunday	Feb. 12	vs. San Jose State !	Irvine, Calif.	2 p.m.
Friday	Feb. 17	vs. Longwood #	Waco, Texas	12:30 p.m.
Saturday	Feb. 18	vs. Stephen F. Austin #	Waco, Texas	12:30 p.m.
Saturday	Feb. 18	vs. Army #	Waco, Texas	5:30 p.m.
Sunday	Feb. 19	at Baylor #	Waco, Texas	12 p.m.
Friday	Feb. 24	vs. CSU-Fullerton ^	Cathedral City, Calif.	2:30 p.m.
Friday	Feb. 24	vs. Texas A&M ^	Cathedral City, Calif.	5 p.m.
Saturday	Feb. 25	vs. Utah ^	Cathedral City, Calif.	11:30 a.m.
Saturday	Feb. 25	vs. Loyola Marymount ^	Cathedral City, Calif.	2 p.m.
Sunday	Feb. 26	vs. UCLA ^	Cathedral City, Calif.	11:30 a.m.
Friday	March 3	UIC &	Norman	3 p.m.
Friday	March 3	Kentucky &	Norman	5:30 p.m.
Saturday	March 4	Kentucky &	Norman	3 p.m.
Saturday	March 4	UIC &	Norman	5:30 p.m.
Friday	March 10	vs. Southeastern Louisiana +	Starkville, Miss.	12:30 p.m.
Friday	March 10	at Mississippi State +	Starkville, Miss.	6 p.m.
Saturday	March 11	at Mississippi State +	Starkville, Miss.	5 p.m.
Sunday	March 12	vs. Omaha +	Starkville, Miss.	10:30 a.m.
Tuesday	March 14	Florida State	Norman	6 p.m.
Friday	March 17	vs. Weber State \$~	Oklahoma City, Okla.	4 p.m.
Friday	March 17	vs. Northwestern \$~	Oklahoma City, Okla.	6:30 p.m.
Saturday	March 18	vs. Weber State \$~	Oklahoma City, Okla.	4 p.m.
Saturday	March 18	vs. Auburn \$~	Oklahoma City, Okla.	6:30 p.m.
Sunday	March 19	vs. Auburn \$~	Oklahoma City, Okla.	12:30 p.m.
Friday	March 24	at Iowa State *	Ames, Iowa	4 p.m.
Saturday	March 25	at Iowa State *	Ames, Iowa	1 p.m.
Sunday	March 26	at Iowa State *	Ames, Iowa	12 p.m.
Friday	March 31	Texas *	Norman	6 p.m.
Saturday	April 1	Texas *	Norman	2 p.m.
Sunday	April 2	Texas *	Norman	12 p.m.
Thursday	April 6	Texas Tech *	Norman	6 p.m.
Friday	April 7	Texas Tech *	Norman	6 p.m.
Saturday	April 8	Texas Tech *	Norman	1 p.m.
Tuesday	April 11	at LSU	Baton Rouge, La.	7 p.m.
Saturday	April 15	vs. Oakland %	Oxford, Ohio	10 a.m.
Saturday	April 15	vs. Louisville %	Oxford, Ohio	4 p.m.
Sunday	April 16	at Miami (OH) %	Oxford, Ohio	9 a.m.
Friday	April 21	at Baylor *	Waco, Texas	6:30 p.m.
Saturday	April 22	at Baylor *	Waco, Texas	2 p.m.
Sunday	April 23	at Baylor *	Waco, Texas	1 p.m.
Tuesday	April 25	at Wichita State	Wichita, Kan.	6 p.m.
Wednesday	April 26	at Tulsa	Tulsa, Okla.	6 p.m.
Friday	April 28	Kansas *	Norman	6 p.m.
Saturday	April 29	Kansas *	Norman	2 p.m.
Sunday	April 30	Kansas *	Norman	12 p.m.
Thursday	May 4	at Oklahoma State *	Stillwater, Okla.	6 p.m.
Friday	May 5	at Oklahoma State *	Stillwater, Okla.	6 p.m.
Saturday	May 6	at Oklahoma State *	Stillwater, Okla.	TBD
Thurs.-Sat.	May 11-13	Big 12 Championship ~	Oklahoma City, Okla.	TBD
Fri.-Sun.	May 19-21	NCAA Regionals	Campus Sites	TBD
Fri.-Sun.	May 26-28	Super Regionals	Campus Sites	TBD
Thurs.-Fri.	June 1-June 9	WCWS -	Oklahoma City, Okla.	TBD

- Played at USA Softball Hall of Fame Stadium | * Big 12 Game
 ! Mark Campbell Invitational | # Gettman Classic
 ^ Mary Nutter Collegiate Classic | & OU Tournament
 + Bulldog Invitational | \$ Omni Hall of Fame Classic
 % Miami (OH) Tournament

All times listed as Central | Dates and times subject to change



2023 SOONERS



#0 RYLIE BOONE
Sr. | OF | 5-3
Tulsa, Okla.



#1 CYDNEY SANDERS
So. | INF | 5-9
San Marcos, Calif.



#3 GRACE LYONS
R-Sr. | INF | 5-7
Peoria, Ariz.



#7 JOCELYN ERICKSON
Fr. | UTL | 5-9
Phoenix, Ariz.



#8 ALEX STORAKO
R-Sr. | RHP | 5-11
Frankfort, Ill.



#9 KINZIE HANSEN
Sr. | C | 5-11
Norco, Calif.



#11 KIERSTON DEAL
Fr. | LHP | 5-7
Winston Salem, N.C.



#17 SOPHIA NUGENT
So. | UTL | 5-9
Seal Beach, Calif.



#19 NICOLE MAY
Jr. | RHP | 5-11
Pleasanton, Calif.



#21 GRACE GREEN
R-Sr. | UTL | 5-9
Oakdale, Calif.



#23 TIARE JENNINGS
Jr. | INF | 5-8
San Pedro, Calif.



#24 JAYDA COLEMAN
Jr. | OF | 5-9
The Colony, Texas



#27 HANNAH COOR
So. | OF | 5-9
Yorba Linda, Calif.



#33 ALYSSA BRITO
Jr. | UTL | 5-7
Tustin, Calif.



#40 ALYNAH TORRES
Sr. | UTL | 5-9
Glendale, Ariz.



#43 QUINCEE LILIO
R-Fr. | UTL | 5-7
Oceanside, Calif.



#45 HALEY LEE
R-Sr. | UTL | 5-7
Kingwood, Texas



#82 AVERY HODGE
Fr. | INF | 5-6
Richmond, Texas



#85 SJ GEURIN
Fr. | LHP | 5-11
Leander, Texas



#98 JORDY BAHL
So. | RHP | 5-7
Papillion, Neb.



2023 OKLAHOMA SOFTBALL ROSTER

#	Name	Pos.	B/T	Ht.	Cl.	Exp.	Hometown (Previous School)
0	Rylie Boone	OF	L/L	5-3	Sr.	3L	Tulsa, Okla. (Owasso HS)
1	Cydney Sanders	INF	R/R	5-8	So.	1L	San Marcos, Calif. (Arizona State)
3	Grace Lyons	INF	R/R	5-7	R-Sr.	4L	Peoria, Ariz. (Sandra Day O'Connor HS)
7	Jocelyn Erickson	UTL	L/R	5-9	Fr.	HS	Phoenix, Ariz. (Sandra Day O'Connor HS)
8	Alex Storako	RHP	L/R	5-11	R-Sr.	4L	Frankfort, Ill. (Michigan)
9	Kinzie Hansen	C	R/R	5-11	Sr.	3L	Norco, Calif. (Norco HS)
11	Kierston Deal	LHP	L/L	5-9	Fr.	HS	Winston Salem, N.C. (East Forsyth HS)
17	Sophia Nugent	UTL	R/R	5-9	So.	1L	Seal Beach, Calif. (Los Alamitos HS)
19	Nicole May	RHP	R/R	5-11	Jr.	2L	Pleasanton, Calif. (Foothill HS)
21	Grace Green	UTL	L/R	5-9	R-Sr.	3L	Oakdale, Calif. (Oakdale HS)
23	Tiare Jennings	INF	R/R	5-8	Jr.	2L	San Pedro, Calif. (St. Anthony's HS)
24	Jayda Coleman	OF	L/L	5-9	Jr.	2L	The Colony, Texas (The Colony HS)
27	Hannah Coor	OF	R/R	5-9	So.	1L	Yorba Linda, Calif. (Esperanza HS)
33	Alyssa Brito	UTL	R/R	5-7	Jr.	2L	Tustin, Calif. (Oregon)
40	Alynah Torres	UTL	R/R	5-7	Sr.	3L	Glendale, Ariz. (Arizona State)
43	Quincee Lilio	UTL	L/R	5-7	R-Fr.	HS	Oceanside, Calif. (Great Oak HS)
45	Haley Lee	UTL	R/R	5-7	R-Sr.	4L	Kingwood, Texas (Texas A&M)
82	Avery Hodge	INF	L/R	5-6	Fr.	HS	Richmond, Texas (Fort Bend Christian HS)
85	SJ Geurin	LHP	L/L	5-8	Fr.	HS	Leander, Texas (Leander HS)
98	Jordyn Bahl	RHP	R/R	5-8	So.	1L	Papillion, Neb. (Papillion HS)

Head Coach: Patty Gasso

Associate Head Coach: Jennifer Rocha | **Assistant Coach:** JT Gasso

Volunteer Assistant Coach: Hannah Sparks

Graduate Assistants: Lauren Foster, Hope Trautwein

Director of Player Development: Ryan Wondrasek

Director of Softball Operations: Jackie Livingston

PRONUNCIATION GUIDE

Patty **Gasso:** GAS-oh
Jennifer **Rocha:** ROACH-uh
JT **Gasso:** GAS-oh

Jordyn **Bahl:** BALL
Alyssa **Brito:** BREE-toe
Kierston Deal: KEER-stin
SJ **Geurin:** Gear-IN


Tiare Jennings: TEE-ar-AY
Quincee **Lillio:** lilly-OH
Alex **Storako:** Stow-ROCK-o
Alynah Torres: Uh-LEEN-uh



PATTY GASSO
Head Coach



JENNIFER ROCHA
Associate Head Coach



JT GASSO
Assistant Coach



HANNAH SPARKS
Volunteer Assistant
Coach



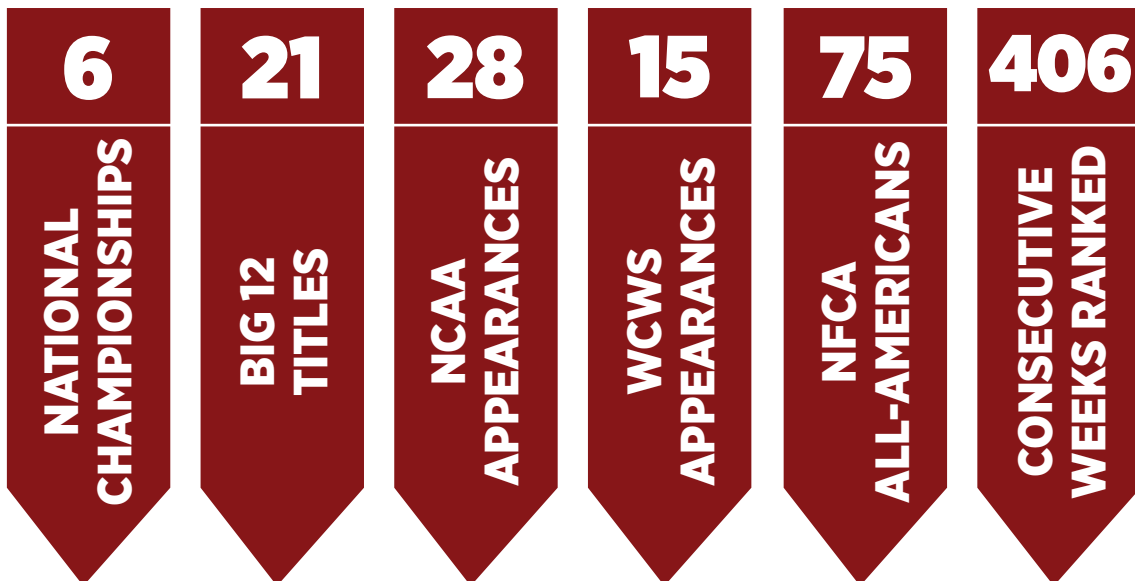
LEGACY OF CHAMPIONS



Tradition has been defined as a long-established or inherited way of thinking or acting. At Oklahoma, that long-established or inherited way of thinking or acting usually involves winning championships.

Under head coach Patty Gasso, the OU Softball program won its first NCAA Championship in 2000 to establish the then up-and-coming program, while the 2013 NCAA National Championship solidified the Sooners as one of the elite programs in the country. The Sooners won back-to-back national titles in 2016 and 2017, becoming just the fourth school to ever win consecutive crowns, before going back-to-back again in 2021 and 2022. OU has claimed four of the last six titles and five in the last nine seasons. With six national titles, Oklahoma trails only UCLA (12) and Arizona (8) for most in NCAA history. No other team has more than two.

Since that first national title, Gasso and the Sooners have yet to slow down.



LEGACY OF CHAMPIONS



.710

**ALL-TIME WIN
PERCENTAGE**

20

**NCAA REGIONAL
TITLES**

376

**BIG 12
WINS**

290

**ALL-TIME
LETTERWINNERS**

.893

**HOME WINNING
PERCENTAGE**

1895

**PROGRAM
WINS**



THE WINNING

The numbers tell the story of Oklahoma softball's dramatic rise to elite company. Hundreds of student-athletes have helped carry the Crimson and Cream to a winning legacy.

The tradition carried strong in 2022, as the Sooners finished completed back-to-back national titles with the program's sixth crown and a nation-best 59-3 record.

Furthermore, the 2022 Sooners picked up where the '21 team left off. From a Division I record 38-0 start to the World Series where they broke their own record with 15 home runs in OKC combined with a lethal pitching staff, the firepower never wavered.

In conference play, OU claimed its 21st conference crown to run its Big 12 title streak to ten straight regular season titles, finishing 17-1 in Big 12 play.

Oklahoma also continued to carry its postseason prowess in 2022. The Sooners went unblemished throughout NCAA Regionals and NCAA Super Regionals to reach their 15th Women's College World Series, culminating in a national title.



LEGACY OF CHAMPIONS



2000 NATIONAL CHAMPIONS

LEGACY OF CHAMPIONS



The University of Oklahoma earned its first-ever softball national championship by defeating UCLA 3-1 in front 8,049 at Don E. Porter Hall of Fame Stadium in Oklahoma City on May 29, 2000. The title was the first by a women's athletic program at Oklahoma. The Sooners finished the season with the best record in the country at 66-8. Oklahoma, the third seed in the WCWS, got on the scoreboard in the third inning with a two-run home run from All-American first baseman **Lisa Carey**. Freshman shortstop **Kelli Braitsch** then nailed an RBI single to left field later in the inning to give OU the 3-0 lead. Pitcher **Jennifer Stewart** earned the World Series Most Outstanding Player award, earning victories in all four of OU's WCWS wins. Carey and Braitsch joined Stewart on the all-tournament team. OU became just the second non-west coast team to win a softball national championship.





LEGACY OF CHAMPIONS



2013 NATIONAL CHAMPIONS

LEGACY OF CHAMPIONS



Oklahoma became just the fifth program to win multiple national championships when it swept Tennessee in two games of the 2013 WCWS Championship Series. Game One saw the first 10 innings pass without a run being scored before the Lady Volunteers hit a three-run home run in the top of the 11th. However, the Sooners rallied for three runs with two outs in the bottom of the frame to extend the contest. In the bottom of the 12th, **Lauren Chamberlain** hit a two-run home run to cap the wild comeback.

In game two, **Michelle Gascoigne** hurled a three-hit shutout, while the tournament's Most Outstanding Player, **Keilani Ricketts**, drove in all four runs, including a three-run home run in the third-inning. OU finished 57-4 (.934) on the year to post the fifth-best winning percentage in NCAA history. In addition to Ricketts and Chamberlain, the Sooners placed **Georgia Casey, Callie Parsons, Jessica Shults** and **Brianna Turang** on the WCWS All-Tournament Team, which matched the 1987 UCLA squad for the most team members ever.





2016 NATIONAL CHAMPIONS

LEGACY OF CHAMPIONS



OU won its third softball national championship by besting Auburn in a best-of-three WCWS Championship Series. With the win, OU joined UCLA and Arizona as the only programs with more than two national titles.

In game one, **Sydney Romero's** three-run homer in the third inning proved the difference in a 3-2 victory for OU. Auburn hit a two-run homer in the seventh and threatened to tie the game or take the lead with two in scoring position and one out, but **Shay Knighten** knocked down a grounder at first base and threw home as catcher **Lea Wodach** applied the tag to nail the tying run. A pop-up then ended the game.

Oklahoma jumped out to a 7-0 lead after the top of the second in game two, but Auburn came back with 11 unanswered runs to force a decisive game three with an 11-7 victory in eight innings.

In the final game of the WCWS Finals, OU scored twice in the first inning and **Paige Parker** threw a complete game with just one run allowed to post a 2-1 victory. An Auburn error and infield single from freshman **Fale Aviu** accounted for all of the Sooner runs in the first, while Parker retired the last 12 batters of the game.





LEGACY OF CHAMPIONS



2017 NATIONAL CHAMPIONS

LEGACY OF CHAMPIONS



Oklahoma repeated as national champions with a WCWS Championship series sweep of top-seeded Florida, becoming one of just four programs to ever earn back-to-back national titles.

Game One proved to be an instant classic as the Sooners earned an epic 17-inning 7-4 victory. **Shay Knighten** broke a 4-4 tie in the top of the 17th inning with a towering three-run home run to left field.

Four pitchers saw time in Game Two (**Paige Parker, Mariah Lopez, Nicole Mendes** and **Paige Lowary**) as the Sooners claimed a 5-4 win. Offensively, Mendes put OU on the board first with a leadoff home run. Although the Gators reclaimed the lead with three runs in the second, OU would regain the lead with four runs in the bottom of the frame as **Caleigh Clifton** worked a bases-loaded walk and Knighten cleared the bases with a double.





LEGACY OF CHAMPIONS



2021 NATIONAL CHAMPIONS

LEGACY OF CHAMPIONS



The top-seeded Sooners claimed their third national crown in the last five seasons with a 5-1 triumph over 10th-seeded FSU before a crowd of 10,830 at USA Softball HOF Stadium.

En route to winning their fifth title overall, the Sooners set multiple single-season NCAA records, including team batting average, team slugging percentage, on-base percentage, home runs and runs scored, among others. **Jocelyn Alo** set the single-season home run record with 34 while frosh **Tiare Jennings** set the school record for doubles and the NCAA freshman record for RBIs (92).

Voted the WCWS MOP, **Giselle Juarez** (5-0) surrendered 16 hits, four runs, eight walks, and had 38 strikeouts in 31 1/3 innings.

In addition to Juarez capturing the MOP award, Alo, Jennings, **Mackenzie Donihoo**, **Kinzie Hansen** and **Nicole Mendes** were named to the all-tournament team.

Not only did the Sooners set D-I single-season records for most home runs and runs scored, they achieved this in far fewer games than previous record-setters.



SIX NATIONAL CHAMPIONSHIPS • 15 WCWS APPEARANCES • 21 BIG 12 TITLES



LEGACY OF CHAMPIONS



2022 NATIONAL CHAMPIONS

LEGACY OF CHAMPIONS



Another record-setting season ended with the Sooners clutching the program's sixth NCAA championship trophy. OU spent every week atop the national rankings while leading DI teams in a gaggle of categories both at the plate and in the circle.

The title clincher came with a 10-5 victory over Red River rival Texas before a crowd of 12,257 at Hall of Fame Stadium. OU finished 59-3 (.952) overall.

As the record suggests, the Sooners disposed of opponents in an authoritative manner that included 41 run-rule victories, 33 shutouts, eight no-hitters, holding opponents to one run or fewer 49 times, hitting home runs in 56 of 62 games, plus numerous other mind-boggling superlatives.

These type things tend to happen when your team has five first-team All-Americans, a group led by super senior **Jocelyn Alo**, the sport's new career home run queen (122) Fellow All-Americans **Jayda Coleman** (.419), **Tiare Jennings** (.400) and **Grace Lyons** (.400) all hit .400 or better while true freshman pitcher **Jordy Bahl** finished with a 22-1 record and a 1.16 ERA with 207 strikeouts in 145 1/3 innings.






2021 BIG 12 TOURNAMENT CHAMPIONS

BIG 12 YEAR-BY-YEAR

YEAR	RECORD	FINISH	BIG 12 TOURNAMENT
1996	17-5	First	Champions
1997	14-4	Second	Semifinals
1998	12-5	Second	Runner-Up
1999	11-3	First	Quarterfinals
2000	17-1	First	Semifinals
2001	14-2	Second	Champions
2002	14-2	Second	Semifinals
2003	12-6	Fourth	Runner-Up
2004	11-7	Fifth	Semifinals
2005	12-6	Second	Semifinals
2006	8-10	Fifth	Runner-Up
2007	14-4	Second	Champions
2008	16-2	Second	Quarterfinals
2009	14-4	First	Runner-Up
2010	13-3	Second	Champions
2011	10-8	Fifth	No Tournament
2012	19-5	First	No Tournament
2013	15-2	First	No Tournament
2014	16-2	First	No Tournament
2015	14-2	First	No Tournament
2016	17-1	First	No Tournament
2017	17-1	First	Champions
2018	18-0	First	Champions
2019	18-0	First	Tournament Canceled
2020	N/A	N/A	Season Canceled
2021	16-1	First	Champions
2022	17-1	First	Runner-Up



2021 BEDLAM CHAMPIONS



The Sooners' work in the Bedlam series is just as impressive. Since the official start of The Bedlam Series (2001), the trophy hasn't left Norman. OU has won it outright 19 of the 21 years and retained it after splits in 2003 and 2010. Since the start of Big 12 play, OU has done no worse than a split with Oklahoma State in the regular season series, while claiming the series in 23 of 26 years.



JOCELYN ALO
2022 PLAYER OF THE YEAR



GRACE LYONS
2022 DEFENDER OF THE YEAR



JORDY BAHL
2022 FROSH/CO-PITCHER OTY



PATTY GASSO
2022 COACH OF THE YEAR



NATIONAL AWARDS & HONORS

KEILANI RICKETTS
2013 HONDA CUP WINNER



JOCELYN ALO
2021 & 2022 USA SOFTBALL
PLAYER OF THE YEAR

Keilani Ricketts made history in 2012 as the first player in Oklahoma history to be named the USA Softball Player of the Year, which is considered the most prestigious honor in Division I women's collegiate softball. She then followed it up in 2013 by becoming just the third player in history to win the award more than once. **Jocelyn Alo** followed in Ricketts' footsteps, claiming the crown back-to-back seasons in 2021 and 2022 to finish her record-breaking career.

Ricketts capped her remarkable career at the University of Oklahoma by being named the winner of the 2013 Honda Cup, given to the nation's top female collegiate athlete by the Collegiate Women's Sports Awards. Ricketts became the first student-athlete in Oklahoma history to win the Honda Cup and just the third softball player to take home the honor at the time.

Oklahoma pitcher **Lana Moran** took the term student-athlete to new heights with her 2000 Academic All-American of the Year recognition. The lone senior on the 2000 National Championship team, Moran captained the squad as she tallied a 26-2 mark with five shutouts in the circle. Moran's biggest achievement came in the classroom where the San Bernardino, Calif., native compiled a 3.88 GPA in sociology. Moran was a two-time GTE first team Academic All-American, a four-time Academic All-Big 12 selection and the first Sooner in any sport to be named the Academic All-American of the Year.

All-time, the Sooners have earned 15 CoSIDA Academic All-America honors.



LANA MORAN
2000 ACADEMIC ALL-AMERICAN
OF THE YEAR

NATIONAL AWARDS & HONORS




PAIGE PARKER
2015 NFCA FRESHMAN OF THE YEAR

Since the NFCA began naming the Division I Freshman of the Year in 2014, Sooners have claimed the prestigious award four times. **Paige Parker** became the first Sooner to earn the accolade after a sensational freshman campaign in 2015. In her first season, Parker matched an NCAA record with four perfect games while finishing with a 28-7 record and a 1.65 ERA. **Jocelyn Alo** joined her teammate in the record books when she was recognized as NFCA Freshman



JORDY BAHL
2022 NFCA FRESHMAN OF THE YEAR

of the Year in 2018. Alo led the nation with 30 home runs during her first season, matching the NCAA DI freshman home run record and Oklahoma single-season home run record. **Tiare Jennings** joined the elite company in 2021, collecting NFCA Freshman of the Year after leading the country in RBIs (92) and hitting 27 home runs. **Jordy Bahl** made it back-to-back FOTY accolades for OU in 2022, going 22-1 in the circle with a 1.16 ERA and 207 strikeouts.



JOCELYN ALO
NCAA HOME RUN RECORD HOLDER

Jocelyn Alo set the NCAA's all-time home run record on March 11, 2022 with a two-run blast in her home state of Hawaii (photo left). It was the 96th of her career, breaking fellow Sooner Lauren Chamberlain's mark she set in 2015. The home run came in her 224th career game and 651st at-bat after an eight-game stretch that saw Alo walked 16 times.

Alo ran her home run total to 122 and finished her career first in NCAA Division I history for home runs, total bases (761) and slugging pct. (.987) and became the first player in history to hit 30 home runs and bat .500 in the same season. She was also the first player to record three seasons of 30-plus home runs, accomplishing the feat in 2018, 2021 and 2022.

Alo, Chamberlain, Parker and Ricketts are the only Sooners in program history to earn four All-America honors during their exceptional careers.



PATTY GASSO



NFCA HALL OF FAMER PATTY GASSO

6 NATIONAL CHAMPIONSHIPS

15 WCWS APPEARANCES

21 BIG 12 TITLES

14 BIG 12 COACH OF THE YEAR AWARDS

75 ALL-AMERICA HONORS

157 ALL-REGION HONORS

GASSO'S COACHING PROTEGES

Name	at OU	Current Title	Current School
Erin Arevalo	Volunteer Assistant (2021)	Assistant Coach	Campbell
Fale Aviu	Student-Athlete (2016-19)	Assistant Coach	North Carolina
Casey Dickson	Student-Athlete (1994-97)	Assistant Coach	Towson
Howard Dobson	Assistant Coach (2003-07)	Assistant Coach	LSU
Nickie Madden (nee Engelbrecht)	Director of Operations (2002-04)	Head Coach/Assistant AD	Rose State College
Amber Flores	Student-Athlete (2007-10)	Head Coach	Seminole State (OK)
Michelle Gascoigne	Player (2010-13)/GA (2015)	Assistant Coach	Northwestern
D.J. Gasso	Student Assistant (2019-20)	Associate Head Coach	Utah
J.T. Gasso	Graduate Assistant (2012-13)	Assistant Coach	Oklahoma
Giselle Juarez	Student-Athlete (2019-21)	Assistant Coach	Pima CC
Shay Knighten	Student-Athlete (2016-19)/SA (2020)	Assistant Coach	San Diego
Melyssa Lombardi (nee Panzer)	Student-Athlete (1995-96)/AC (1997-2018)	Head Coach	Oregon
Jennifer McFalls	Assistant Coach (1998)	Head Coach	Kansas
Tripp MacKay	Assistant Coach (2007-15)	Head Coach	Kennesaw State
Lindsey Mudgett (nee Vandever)	Student-Athlete (2007-10)	Head Coach	Choctaw HS (OK)
Paige Parker	Student-Athlete (2015-18)/GA (2020)	Assistant Coach	Utah
Nicole Pendley	Student-Athlete (2015-18)	Director of Operations	Wichita State
Shelby Pendley	Student-Athlete (2013-15)	Assistant Coach	Jackson State
Samantha Ricketts	Student-Athlete (2006-09)/GA (2010-11)	Head Coach	Mississippi State
Jennifer Rocha (nee Jaime)	Student-Athlete (1996-98)/GA (1999)	Associate Head Coach	Oklahoma
Sydney Romero	Student-Athlete (2016-19)	Assistant Coach	Duke
Shannon Saile	Student-Athlete (2019-21)	Graduate Assistant	Central Florida
Courtney Scott-Deifel	Graduate Assistant (2008-09)	Head Coach	Arkansas
Hannah Sparks	Student-Athlete (2017-18)	Volunteer Assistant	Oklahoma
Jadyn Smith-Wallis (nee Smith)	Student-Athlete (2005-08)	Head Coach	Science and Arts of Okla.
Craig Snider	Graduate Assistant (2005-06)	Head Coach	Texas Tech
Genny Stidham	Assistant Coach (1995)	Head Coach	Western Oklahoma State
Hope Trautwein	Student-Athlete (2022)	Graduate Assistant	Oklahoma
Kristin Vesely	Student-Athlete (2003-06)	Head Coach	Houston
Lacey Waldrop	Graduate Assistant (2017)	Assistant Coach	Houston
Tim Walton	Assistant Coach (1999-02)	Head Coach	Florida
Lea Wodach	Student-Athlete (2015-18)/SA (2019)	Assistant Coach	Louisiana Monroe

SOONERS IN THE PROS



As the sport of softball has risen in popularity over the last decade, the number of opportunities for collegiate athletes to play following their career has skyrocketed.

The Sooners have watched numerous alums graduate to the professional ranks. As far back as Jill Most, Jennifer Jaime and Lynnette Velasquez, OU has made an impact on the highest stage of softball.


The selections of Keilani Ricketts, Jessica Shults, Michelle Gascoigne and Brianna Turang in 2013 were a school record, topping the three Sooners that were chosen in 2008. All four players were chosen within the first nine selections, highlighted by pitcher Ricketts, who was drafted by the USSSA Florida Pride with the fourth overall pick.

History was made in 2015 when Lauren Chamberlain and Shelby Pendley became the first teammates in the history of the National Pro Fastpitch draft to be taken with the first two picks. The USSSA Pride selected Chamberlain with the No. 1 overall pick, making her the first player in Oklahoma history to be taken first in the draft. With next pick, the Pride selected Pendley, who would go on to be the 2015 Rookie of the Year.

In 2018, Paige Lowary became the second Sooner to ever be selected as the No. 1 overall pick, chosen first by the Chicago Bandits. Teammates Paige Parker and Nicole Pendley were also drafted within the first two rounds.



PAIGE LOWARY



LAUREN CHAMBERLAIN



KEILANI RICKETTS

Name	Team
Becky Burroughs	WPF Storm
Lauren Chamberlain	USSSA Pride
Caleigh Clifton	Athletes Unlimited/Chicago Bandits
Norelle Dickson	Akron Racers
Lauren Eckermann	Rockford Thunder
Christina Enea	Chicago Bandits
Erin Evans	Texas/Rockford Thunder
Amber Flores	USSSA Pride
Michelle Gascoigne	Chicago Bandits
Leah Gulla	Colorado
Jennifer Jaime	Virginia Roadsters
Rachel Johnson	Tampa Bay Firestix
Kami Keiter	Akron Racers
Shay Knighten	USSSA Pride
Savannah Long	Philadelphia Force
Paige Lowary	Chicago Bandits
D.J. Mathis	Akron Racers
Lana Moran	Carolina Diamonds

Name	Team
Jill Most	Carolina Diamonds
Susan Ogden	Akron Racers
Paige Parker	USSSA Pride
Shelby Pendley	Athletes Unlimited/USSSA Pride
Nicole Pendley	Athletes Unlimited/USSSA Pride
Laura Purser	Durham Dragons, Tampa Bay FireStix
Keilani Ricketts	USSSA Pride
Samantha Ricketts	Akron Racers
Christy Ring	Colorado (NPF)
Sydney Romero	Athletes Unlimited/USSSA Pride
Shannon Saile	Athletes Unlimited
Heather Scaglione	NY/NJ Juggernaut, Arizona Heat
Jessica Shults	USSSA Pride
Jennifer Stewart	Philadelphia Force
Brianna Turang	Akron Racers
April Valdez	Arizona Heat, Akron Racers
Lynette Velasquez	Georgia Pride, Florida Wahoos
Kristin Vesely	New England Riptide



OU SOFTBALL COMPLEX



Marita Hynes Field at the OU Softball Complex has been one of the sparkling gems of the sport since it opened its doors in 1998. OU was one of the first schools outside of the Pac-12 to make the commitment to its softball program by building an exclusive facility for the sport. The trend caught on and Oklahoma was again leading the pack in women's athletics as new stadiums have sprung up across the national landscape. The OU Softball Complex uses a synthetic waterproof dirt on the infield and warning track, which allows Patty Gasso's team to train on the field minutes after a rain storm has moved through. A 6,020-square-foot indoor facility opened in January 2009. The indoor facility features a 65' x 65' infield with Hilltopper infield dirt and storage for the team and grounds crew. In 2015, the entire field was replaced to improve drainage and artificial turf was added to foul territory by the dugouts.

The complex provides permanent chair back and bleacher seating with a capacity of 1,378; a concessions building and rest rooms; press box; VIP lounge and a ticket office. The complex is equipped with a state-of-the-art underground drainage system, sprinkler system and batting cages. A paved parking lot was in place in time for the 1999 season and OU added the Robert E. Young & Family Softball Locker Room in 2002. A full-color video scoreboard was added prior to the 2010 season. The field was named for former softball coach and senior woman administrator, Marita Hynes in 2004. Oklahoma boasts a record of 462-60-1 (.884) all-time at the OU Softball Complex, including a 152-33 (.822) mark in Big 12 play.

It's a tough task to find a single individual who has had more effect on the collegiate sport of softball and its rise in popularity than Marita Hynes. The longtime former senior woman administrator for Oklahoma actually served as the program's second softball coach. When she retired from coaching to begin a career as an administrator, she remained active in the softball world. She spearheaded the fund-raising campaign to build the OU Softball Complex and oversaw its construction. During those years, she helped lure the Women's College World Series to Oklahoma City. For all her contributions to OU and beyond, the athletics department officially christened the playing surface as Marita Hynes Field on April 24, 2004.



LOVE'S FIELD



In October 2021, Love's Travel Stops, the nation's leading travel stop network, provided the lead and naming gift for the University of Oklahoma's new softball stadium, Love's Field.

The company pledged \$9 million toward the project and also extended a challenge to other donors. It will match every other donation dollar for dollar up to an additional \$3 million dollars as part of project fundraising. Once fulfilled, the match will result in a total gift of \$12 million from Love's, which is the largest philanthropic gift directed toward a female specific sport program in OU Athletics history.

Love's Travel Stops is headquartered in Oklahoma City. The company opened its first location in 1964 in Watonga, Oklahoma, and now has over 560 locations and 33,000 employees in 41 states.

The new facility includes a 10,500 square-foot indoor training facility, which is nearly double the size of the current training space, and several team spaces including a training room, locker room and classroom. It also has space for a recognition area to showcase national championships, All-Americans and other outstanding accomplishments.

Love's Field will be constructed at the northwest corner of South Jenkins Avenue and Imhoff Road, approximately one-half mile south of the current stadium location. It will accommodate seating for 3,000 and is being designed to allow for expansion. The current stadium has a seating capacity of 1,378. Temporary seating is added annually to increase the capacity to approximately 1,900.

In the current plans, the overall square footage of the complex will reach 44,000 as compared to 15,150 at the present facility. The team areas will expand from 2,949 square feet to 5,375 square feet and the indoor practice facility increases from 4,700 square feet to 10,531 square feet.

Parking will be at the existing paved lot at the Lloyd Noble

Center, which is across the street to the south of the new site. In terms of other fan amenities, Love's Field will include three concessions stands with a total of eight points of sale, with additional space for auxiliary locations. It also includes an increase of more than 80 restroom fixtures from the current facility.

Minimum estimates for Love's Field currently stand at approximately \$27 million. To date more than \$20 million has been raised through the generosity of Sooner Club members. Love's Field is expected to be fully funded by direct private support making it the most ever privately fundraised for a female student-athlete facility in intercollegiate sport. Architects and facility planners are completing design concepts. It is expected that the stadium will open for the 2024 season.





HEADINGTON HALL



GAME-CHANGING STUDENT HOUSING FACILITY

Opened in July of 2013, Headington Hall houses 380 OU students, including 180 student-athletes. The facility is named in honor of former OU tennis player Tim Headington, one of many OU alumni who gave generously to the project.

Located on the corner of Jenkins Ave. and Lindsey St., southeast and across the street from Gaylord Family – Oklahoma Memorial Stadium, it boasts apartment-style accommodations in two and four-bedroom units. The building includes central dining, computer labs and study rooms, as well as a faculty-in-residence unit.

The \$75 million facility, which replaces Bud Wilkinson Hall, was funded by the University of Oklahoma Department of Intercollegiate Athletics.

The first floor features Einstein’s Bagels, Qdoba, Sport Clips and OU Bookstore locations with room for future development.

The facility is six stories tall and approximately 230,000 square feet, giving it a significant campus presence. It is designed in the style of the University’s historic buildings, as well as modern additions.

Former Sooners Adrian Peterson and Sam Bradford made substantial donations to Headington Hall. The Sam Bradford Training Table is a state-of-the-art dining facility that fulfills the dietary and nutritional needs of all OU student-athletes, not just the residents of Headington Hall, in a vastly expanded modern space.



STRENGTH & CONDITIONING



Oklahoma's weight training program is a pioneer in the development of strength and conditioning and is a vital part of the Sooners' traditional success. OU strength and conditioning coaches utilize their expertise along with a wide array of equipment and tests to produce national championship-caliber athletes.

Evaluation, goal-oriented programs, supervision and state-of-the-art facilities help Oklahoma athletes become bigger, faster, stronger and more flexible. The 32,582-square-foot strength and speed complex is triple the size of OU's former weight room and features a 70-yard indoor turfed speed and agility training area to facilitate the intensive training of OU athletes.


The objective of the strength and conditioning program is to ensure each athlete in every sport is provided with a sound in-season and off-season program. This program of activity includes strength, conditioning, flexibility and nutrition. A strength and conditioning coordinator for each sport is provided to assist athletes in reaching the highest possible training levels.



Oklahoma feels a strong responsibility to help its athletes reach and maintain their optimum health and achieve conditioning goals. For this reason, OU has developed excellent training and conditioning programs to lessen the possibility of injuries. However, should injuries occur, the department is committed to a comprehensive rehabilitation program. Complete athletically-related medical services are provided to Oklahoma student-athletes by team physicians and OU's certified athletic trainers, and OU obtains the services of the best medical consultants available.

After renovations in 2018, the state-of-the-art athletic training room inside the Barry Switzer Center also grew substantially to nearly 10,000 square feet, ensuring Oklahoma's players will continue to be treated not only by the finest doctors and training staff in the country, but also in the finest facility in the land. From simple therabands to taping tables, the new facility offers everything a school can have or hope to have. The Sooner training room is equipped to perform isokinetic joint evaluation for preventive medicine and for post-injury rehabilitation. The therapy room is supplied with the latest modalities on the market.

A total team effort is the key to OU's efficiency in preventing, treating and rehabilitating injuries sustained by student-athletes. These measures keep Sooner athletes at their highest level of performance as they compete for championships.





NORMAN CAMPUS

FLAGSHIP EDUCATIONAL INSTITUTION OF THE SOONER STATE

The University of Oklahoma is experiencing a golden era in the history of a great institution. The quality of new students is soaring and donor confidence is at an all-time high. OU continues to break private fundraising records with more than \$3 billion in gifts and pledges since 1994, which has provided funding for dramatic capital improvements, the growth of faculty endowment and student scholarships.

For the last quarter century, OU has undergone significant changes that have resulted in a learning environment of the highest order. Correspondingly, the state of Oklahoma enjoys resources that impact everything from medical science to the arts for many years to come.

The University of Oklahoma has long embraced the great tradition of Sooner athletics. With competitive facilities all located on the main campus, including several near the heart of the university, student-athletes and their classmates mingle comfortably in an environment that fosters an attitude of excellence, regardless of the endeavor.

1

OU IS THE ONLY PUBLIC UNIVERSITY IN U.S. HISTORY TO EVER RANK FIRST AMONG BOTH PUBLIC AND PRIVATE UNIVERSITIES IN THE NUMBER OF FRESHMAN NATIONAL MERIT SCHOLARS.

19

OU'S HONORS COLLEGE OFFERS ONE OF THE MOST ENERGETIC HONORS PROGRAMS AMONG U.S. PUBLIC UNIVERSITIES. MORE THAN 2,500 STUDENTS PARTICIPATE IN SMALL CLASSES OF 19 OR LESS.

3

OU CONTINUES TO BREAK PRIVATE FUNDRAISING RECORDS, WITH MORE THAN \$3 BILLION IN GIFTS AND PLEDGES SINCE 1994

25

OU'S CAMPUS WAS AMONG THE 25 MOST BEAUTIFUL CAMPUSES IN AMERICA





- For the first time in history, the University of Oklahoma has been ranked among the top 50 public colleges and universities in the nation according to U.S. News & World Report. In its 2018 Best Colleges rankings, OU is ranked among the best national universities as No. 97 overall – up from No. 111 in 2017 – and as No. 41 among public institutions.
- OU is the only public university in Oklahoma to be included in the Fiske Guide to Colleges, which lists the top 10 percent of all U.S. universities.
- OU ranks No. 1 in the nation among all public institutions in the number of National Merit Scholars enrolled, with more than 800 National Merit Scholars.
- Since its creation in 1998, OU's Office of Technology Development has helped launch 36 companies that have generated more than \$75 million in capital.
- OU is a leader among all American universities in international exchange and study abroad programs. OU currently offers programs in 88 countries and more than 220 cities on six continents. OU is closing in on reaching our four-year goal to increase the number of students studying abroad by 50 percent.
- OU has produced 29 Rhodes Scholars; no other university in Oklahoma has had more than three.
- For complete information on The University of Oklahoma and the Norman campus, please visit the official website at www.ou.edu.





NORMAN



2

NORMAN WAS NAMED THE NO. 2 COLLEGE FOOTBALL TOWN BY BLEACHER REPORT IN 2014

3

NORMAN WAS RANKED NO. 3 ON BLOOMBERG/BUSINESSWEEK'S BEST PLACES TO LIVE LIST. OU, ENTERTAINMENT, WORLD-CLASS MUSEUMS AND AFFORDABILITY WERE ALL REASONS LISTED

18

LOCATED JUST 18 MILES NORTH OF NORMAN, OKLAHOMA CITY OFFERS ALL THE TRAPPINGS OF A LARGE METROPOLITAN AREA WITHIN AN EASY DRIVE

70

THE AVERAGE ANNUAL TEMPERATURE IN NORMAN. THE AREA HAS A TEMPERATE CLIMATE WITH MILD WINTERS

196

NORMAN IS A QUICK 196-MILE DRIVE FROM DALLAS. ROUGHLY 20 PERCENT OF OU'S STUDENTS ARE FROM TEXAS AND CHOOSE TO COME NORTH

Norman is an ever-changing city of more than 120,000 residents. Located in the heart of the state, it has grown to become the third-largest city in Oklahoma. Despite its continuous growth, it has maintained the spirit and serenity of a small, close-knit community.

Since the Oklahoma Land Rush of 1889, Norman has grown into a popular and well-educated city. The spirit of Norman and its citizens is unwavering and uncompromising. While other towns were clamoring to become the state capital, Norman residents wanted to have the first state university. When the first OU president got off the train and saw a prairie, he saw opportunity.

As home to the state's premier educational institution, Norman boasts an excellent quality of life and is a city that thrives on and celebrates the diversity of its community.

Legendary University of Oklahoma football coach Barry Switzer called Norman "a university town with a championship spirit."

Norman continually exhibits its love for sports by hosting numerous local and national athletics events.



OKLAHOMA CITY




Oklahoma City, the state's capital, is located just 18 miles north of the Norman Campus. It was the first city settled in the Land Run of 1889 because of its position at the center of the state.

Oklahoma City offers a variety of attractions and activities different from any other place in the country. Sprawling across 625 square miles of America's heartland, the city's metro population numbers more than one million — a third of the entire state's population.

Oklahoma City has become a haven for exciting sports action. Its NBA franchise, the Thunder, played in the NBA Finals in just its fourth season in Oklahoma City and has produced two league MVPs. The city is also home to three minor league teams and is the host of the NCAA Women's College World Series.

Located just southeast of downtown, Bricktown is OKC's entertainment and dining district. Restaurants with a total capacity of more than 4,000 seats, shopping, and a generous helping of turn-of-the-century charm has turned Bricktown into a hotspot for Oklahoma City nights.



2023 SOONERS







2023 SOONERS



GRACE GREEN

21

REDSHIRT SENIOR • UTILITY • R/R • 5-9

OAKDALE, CALIF.

OAKDALE HS

Year	Avg	GP	GS	AB	R	H	2B	3B	HR	RBI	TB	SLG%	BB	HBP	SO	GDP	OB%	SF	SH	SB	ATT	PO	A	E	FLD%
2019	.359	63	61	170	50	61	7	1	17	54	121	.712	26	1	27	3	.442	2	0	10	12	105	4	3	.973
2020	.338	24	24	74	14	25	7	1	0	15	34	.459	11	0	8	1	.424	0	3	9	10	17	1	1	.947
2021	.373	40	11	51	8	19	5	0	4	25	36	.706	11	1	10	0	.470	3	0	0	0	8	0	0	1.000
2022	.207	29	5	29	10	6	0	0	3	10	15	.517	10	0	0	1	.410	0	0	1	1	19	0	0	1.000
TOTAL	.343	156	101	324	82	111	19	2	24	104	206	.636	58	2	45	5	.440	5	3	20	23	149	5	4	.975

Career

2022 Academic All-Big 12 First Team ... 2021 Academic All-Big 12 First Team selection ... 2019 NFCA Third-Team All-American ... 2019 Big 12 Freshman of the Year ... 2019 All-Big 12 First Team and All-Big 12 Freshman Team ... 2019 NFCA First-Team All-Region ... Top-10 Finalist for 2019 NFCA Freshman of the Year ... Two-time Big 12 Player of the Week (3/26/19, 4/16/19).

2022 (Senior)

Played in 29 games, making five starts ... Batted .207 primarily as a pinch hitter, recording three home runs, 10 RBIs and 10 runs scored ... Drew 10 walks and stole one base on one attempt ... Made 19 putouts in limited appearances at first base ... Registered a hit and an RBI in the WCWS Championship Series vs. Texas (6/8-9) ... Recorded a RBI and run scored in a 1-for-1 showing vs. UCLA in the semifinals (6/6) ... Hit a three-run homer in her only at-bat vs. Texas Tech (4/9) ... Homered in OU's win over McNeese (2/18) ... Hit a solo home run on opening weekend vs. Mississippi State at the Mark Campbell Invitational (2/11).

2021 (Junior)

Started 11 games and played in 40, primarily at designated player or pinch hitter ... Batted .373 with 25 RBIs, five doubles and four home runs, slugging .706 with a .470 on-base percentage ... Played in two WCWS games, registering two at bats as a pinch-hitter (vs. FSU, 6/8; vs. JMU, 6/3) ... Went 1-for-1 with a double and RBI vs. Morgan State in the Norman Regional opener (5/21) ... Hit a double at Oklahoma State (5/8), batting in a run in her only plate appearance ... Hit a pinch-hit grand slam at Wichita State (5/4), bringing in four runs in a 14-3 OU victory ... Went 1-for-2 with two RBIs, a triple and run scored vs. Texas Tech (4/24) ... Had a 3-for-5, two RBI, one double performance at Iowa State (3/28) ... Batted in three runs on a home run in her one plate appearance at ISU (3/26) ... Went 3-for-5 with four RBIs at New Mexico (2/27) ... Had an exceptional start to the season in Houston after missing opening weekend due to injury, going a combined 6-for-9 in three games vs. Houston and Tarleton State (2/21-22), batting in three runs and hitting one home run.

2020 (Sophomore)

Started all 24 games of the shortened season, 16 in right field, six in left field and two as designated player ... Finished the year batting .338 with 25 hits, 15 RBIs and 14 runs ... Hit seven doubles and one triple ... Slugged at a .459 clip and finished with a .424 on base percentage ... Finished with a team-best nine stolen bases ... Registered a .947 fielding percentage with 17 putouts ... Had six multi-hit games and four games with multiple RBIs ... Went 2-for-4 with two RBIs vs. GWU (2/8) on opening weekend ... Hit a triple vs. Long Beach State

(2/15) ... Stole two bases vs. Northern Iowa (2/16) and went 2-for-3 with a double and RBI ... Recorded a season best 3 RBIs, going 1-for-3 with a double and one stolen base vs. Northwestern (2/28) ... Went 2-for-3 with two RBIs and a double vs. No. 25 Utah (3/6) ... Hit a season high two doubles, going 2-for-3 with one stolen base vs. Murray State (3/7)

2019 (Freshman)

Played in 63 games with 61 starts ... Tied for second on the team with 17 home runs and tied for third with 54 RBIs ... Tied for the team lead with 14 games with multiple RBIs ... Also registered 15 games with multiple hits ... Ranked 30th nationally in homers (17) and 49th in total bases (121) ... In conference games, led the Big 12 in home runs (9), RBIs (27), total bases (53) and slugging percentage (1.000) ... Season-long hitting streak of 10 games from March 15-31 ... Scored a season-high four runs in a 3-for-3 performance vs. Charlotte (2/9) ... Went 3-for-3 with two RBIs and a homer against McNeese (3/5) ... Recorded six hits, six runs and seven RBIs over her first career Big 12 series (at Texas Tech, 3/22-24) ... Registered her first multi-homer game against Texas Tech (3/23), also doubling to finish 3-for-4 with three runs scored ... Drove in a season-high five RBIs at Texas Tech (3/24) ... Followed up her performance at TTU with a 3-for-4 showing with three RBIs vs. Tulsa (3/27) ... Homered twice at Kansas (4/14), driving in four runs ... Also drove in four runs in the series finale at Texas (4/20) ... Went 2-for-3 in OU's Big 12 Championship Game vs. Texas Tech (5/10) ... Totaled three postseason homers.

High School

Named All-League three times at Oakdale HS ... Hit .458 as a junior with 23 runs scored and 23 runs batted in, five doubles, four triples and five home runs and posted a 0.81 earned run average with 55 strikeouts over 52.0 innings pitched.

Travel Ball

Played with the Batbusters Gomes in Stockton, Calif., under the direction of Dennis Gomes ... In 2017, batted .576 with 29 runs scored, 32 runs driven in, 11 home runs and 16 stolen bases.

Personal

Daughter of Daniel and Shawnda Green ... has two siblings, Kyndall and Eli ... father, Daniel, competed in rodeo at West Hills College ... chose OU over UCLA, Oregon, Cal and Washington.



HALEY LEE

45

REDSHIRT SENIOR • UTILITY • R/R • 5-7

KINGWOOD, TEXAS

TEXAS A&M/KINGWOOD HS

Year	Avg	GP	GS	AB	R	H	2B	3B	HR	RBI	TB	SLG%	BB	HBP	SO	GDP	OB%	SF	SH	SB	PO	A	E	FLD%
2019*	.269	53	49	130	11	35	7	0	2	15	48	.369	13	4	29	0	.344	4	3	1	195	24	6	.973
2020*	.324	26	26	71	14	23	7	0	5	19	53	.634	16	0	9	0	.443	1	1	1	148	14	4	.976
2021*	.422	55	55	154	42	65	7	0	25	51	147	.955	36	3	22	4	.536	1	0	3	316	27	6	.983
2022*	.405	59	59	168	54	68	15	0	15	45	128	.762	50	1	27	1	.543	0	0	6	384	9	11	.973
TOTAL	.365	192	189	523	121	191	36	0	47	130	376	.704	115	8	87	5	.482	6	4	23	1043	74	27	.976

*at Texas A&M

Career

USA Softball Collegiate Player of the Year Top-25 finalist (2021, 2022) ... NFCA All-South Region Second Team (2021, 2022) ... All-SEC First Team (2022) ... NFCA All-American Third Team (2021) ... Spring 2021 SEC Honor Roll.

2022 (Senior at Texas A&M)

Started all 59 games of the season, splitting her time at catcher and first base ... Led the team in most offensive statistical categories, including batting average (.405), runs (54), hits (68), doubles (15), home runs (15), RBI (45) and walks (50)...Turned in a team-best 22-multi hit and 12 multi-RBI games...Recorded the team's longest hitting streak of the season at 11 games...Recorded 9 hits and one home run in Aggie Classic...Accounted for 8 hits and 8 runs in Texas A&M Invitational...Had two doubles in Judi Garman Classic tournament...Scored four runs and contributed six RBI on four hits in Auburn series, including a grand slam (3/13)...Contributed 2 runs on four hits, tallied 30 total putouts against No. 5 Florida, in addition to drawing a career-high three walks in a single game (3/19)...Led the way at the plate against Houston Baptist with a double and a home run, contributing two RBI...Contributed three runs and three RBI on four hits against No. 17 Georgia...Contributed five runs and had 19 putouts in the Abilene Christian series...Drew a pair of walks, smashed a home run and recorded two RBI against Incarnate Word (4/5)...Launched her ninth home run of the year and accumulated 30 putouts at first base throughout the LSU three-game series...Drew a total of five walks over the weekend and launched a home run in back-to-back games against No. 14 Tennessee...Drew three walks in the final game against No. 25 Missouri, in addition to blasting a home run...Drew a pair of walks and tallied her 13th home run of the season in the first of two games against Houston (5/4)...Doubled twice and sent a solo shot over the wall against No. 5 Arkansas.

2021 (Junior at Texas A&M)

Started in all 55 games ... Set Texas A&M single-season records in home runs (25) and slugging percentage (.955)... Finished tied for first in the SEC in home runs and tied for third in the nation in home runs... Led the Aggies in hits (65), home runs (25), RBI (51), total bases (147), slugging percentage (.955), walks (36), on-base percentage (.536)... Delivered 21 multi-hit games on the year along with five games with more than one home run... Recorded seven hits and eight RBI in the Texas A&M Invitational... Belted three home runs against Central Arkansas (2/20)... Tallied a home run and double against Colorado State (2/20)... Had back-to-back two hit games against Tulsa (2/27 & 2/28)... Notched her fifth home run against Tulsa (2/28)... Blasted a home run against Sam Houston State (3/3)... Recorded three home runs against Lamar (3/7)... Went 3-for-3 against Texas Southern (3/9)... Tallied five hits in the Davis Diamond Classic... Went 2-for-2, with an RBI against No. 12 LSU... Went 2-for-2 with a home run and three RBI against No. 23 South Carolina (3/26)... Belted two home runs against No. 4 Alabama (3/1 & 3/3)... Went 2-for-2, with a home run against Auburn

(4/11)... Slugged two home runs against Sam Houston (4/14)... Blasted two home runs against Houston (4/20)... Registered five RBI and two home runs in series against Mississippi State (4/23-4/25)... Tallied a hit in every game against No. 17 Kentucky (4/30-5/2)... Notched the 22nd home run of the year against No. 17 Kentucky... Went 2-for-3 in two games against No. 4 Florida (5/8 & 5/9)... Went 1-for-3 with a walk against No. 23 Wichita State (5/21)... Finished 3-for-4 with two home runs and five RBI against Morgan State at the Norman Regional (5/22)... Belted a home run and recorded three RBI against Wichita State (5/22).

2020 (Sophomore at Texas A&M)

Appeared in 26 games, starting all of them... Ranked second on the team in home runs (5)...Led the team in RBI (19)...Tallied seven doubles and five home runs...Registered an RBI vs. Bethune-Cookman (2/20)...Recorded a double vs. No. 5 Arizona (2/20)... Went 2-for-2 against Southeastern Louisiana, tallying two RBI (2/29)... Belted three home runs against No. 10 Kentucky, picking up five RBI.

2019 (Freshman at Texas A&M)

Appeared in 52 games, including 49 starts ... Compiled seven doubles, two home runs, 15 RBI and 11 runs, posting a .269 batting average ... Homered for the first time in her career against Northern Colorado (2/9) ... Batted .545 with two doubles, one home run, three runs and four RBI in the Aggie Classic (2/8-2/10).

High School

Earned a letter at Kingwood High School under Coach Lauren Hendrix ... posted a .390 batting average and .486 on-base percentage with 12 home runs as a senior ... named District 22-6A MVP while earning First Team All-District honors in 2018 ... named a 2018 Texas Girls Coaches Association Legacy All-Star ... earned TGCA Legacy All-State honors in 2018 ... helped the Mustangs reach the third round of playoffs in 2017 and fourth round in 2018 ... transferred from Lutheran South Academy where she served as a two-time Team Captain as a freshman and sophomore... led LSA to a TAPPS 4A District runner-up finish in 2016 ... earned First Team All-District and First-Team All-State honors as a sophomore ... earned First Team All-District and First Team All-State in 2015 ... led her team to their first TAPPS District Championship and State Championship as a freshman ... earned All-Tournament honors in the State tournament in 2015 ... played club ball with Texas Impact Gold.

Personal

Received bachelor's degree in Sport Management at Texas A&M.



2023 SOONERS



GRACE LYONS

3

REDSHIRT SENIOR • INF • R/R • 5-7

PEORIA, ARIZ.

SANDRA DAY O'CONNOR HS

Year	Avg	GP	GS	AB	R	H	2B	3B	HR	RBI	TB	SLG%	BB	HBP	SO	GDP	OB%	SF	SH	SB	ATT	PO	A	E	FLD%
2019	.263	63	63	137	35	36	8	1	8	27	70	.511	17	10	23	2	.380	2	5	6	8	67	54	6	.953
2020	.370	24	24	73	22	27	7	0	5	23	49	.671	9	3	6	0	.448	2	0	4	5	36	40	4	.950
2021	.392	60	60	166	62	65	12	0	14	52	119	.717	27	9	14	1	.495	2	5	8	8	64	65	5	.963
2022	.401	62	61	177	67	71	7	3	23	70	153	.864	22	8	12	0	.479	4	1	9	10	64	80	6	.960
TOTAL	.360	209	208	553	186	199	34	4	50	172	391	.707	75	30	55	3	.455	10	11	27	31	231	239	21	.957

Career

2022 USA Softball Women's National Team ... 2022 NCAA Woman of the Year nominee ... 2022 NFCA First Team All-American ... 2022 Big 12 Defensive Player of the Year ... 2022 NFCA All-Central Region First Team ... 2022 All-Big 12 First Team ... 2022 CoSIDA Academic All-America First Team ... 2022 USA Softball Collegiate Player of the Year Top-10 Finalist ... 2022 Big 12 Championship All-Tournament Team ... 2022 Academic All-Big 12 First Team ... 2021 Big 12 Dr. Gerald Lage Academic Achievement Award ... Big 12 Commissioner's Honor Roll (2019-22) ... 2021 NFCA Second Team All-American ... 2021 NFCA All-Central Region First Team ... 2021 Big 12 Defensive Player of the Year ... 2021 All-Big 12 First Team selection ... 2021 Big 12 All-Academic First Team honoree ... 2021 CoSIDA Academic All-America Second Team ... 2020 Big 12 All-Academic First Team selection ... Named to the 2019 All-Big 12 Freshman Team.

Record Book

Tied a single-game program record with three home runs at UTEP (2/11/21) and vs. Wichita State (3/29/22) ... Ranks second in career HBP in program history (30) ... Ranks fifth in career slugging in program history (.707) ... Tied for seventh in career home runs in OU annals (50) ... Tenth in runs scored (186) in program history.

2022 (Senior)

Played in all 62 games, making 61 starts at shortstop ... Finished eighth in the country with a career-single season best 23 home runs ... Ranked sixth in the country in RBIs, finishing with 70 and a 1.13 RBI/game average ... Was 11th in the nation in slugging (.864) and ninth in total bases (153) ... Batted .401 on the season with 23 home runs, 7 doubles and 3 triples to go with 70 RBIs ... Held an on-base clip of .479 and slugged .864 ... Drew 22 walks and eight HBP to just 12 strikeouts ... Was second on the team with nine stolen bases, going 9-for-10 ... Was fourth on the team with 67 runs scored ... Was second-best on the team with 13 double plays turned, making 80 assists and 64 putouts at short to go with just six errors (.960 FLD%) ... Homered in Game Two of the WCWS Championship Series vs. Texas, batting in three runs (6/9) ... Homered and brought in a pair of runs vs. UCLA in the WCWS (6/6) ... Hit two home runs to go with four RBI in the Super Regional Final vs. UCF (5/28) ... Homered in the regional opener vs. Prairie View A&M (5/20) ... Hit a solo home run vs. No. 7 Oklahoma State (5/6) ... Homered in three straight games vs. Texas Tech, blasting four in three games (4/8-10), including two in the opener, compiling five RBIs ... Had five RBIs in back-to-back games vs. Wichita State (3/29) and UAB (4/1) ... Hit a grand slam vs. UAB (4/1) ... Blasted a career-tying and program-record tying three home runs vs. Wichita State (3/29), batting in five runs ... Homered in three straight games of the Hall of Fame Classic, batting in a combined four runs vs. Houston, San Diego and Iowa (3/19-20) ... Hit a pair of homers and brought in a total of seven runs during OU's trip to Honolulu and the Rainbow Wahine Classic (3/10-12) ... Homered in OU's comeback extra-inning win over No. 17 Tennessee at the Mary Nutter Collegiate Classic (2/26) ... Hit home runs in back-to-back games vs. Texas State (2/20) and Long Beach State (2/25), batting in four runs ... Went 3-for-4 with a home run and double in the Sooners' win over McNeese (2/18) ... Had her streak of 151 consecutive starts snapped on Feb. 13, 2022 vs. UC-San Diego (every game of her freshman, sophomore and junior season plus the first four games of her senior year) ... Had a triple, drew a walk and scored two runs in the season opener at UC Santa Barbara (2/10).

2021 (Junior)

Started all 60 games at shortstop ... Helped lead OU's top-ranked defense with 64 putouts and 65 assists to just five errors (.963 FLD%), also helped turn a team-best 11 double plays ... Was also a force at the plate, batting .392 with 14 home runs, 12 doubles and 52 RBIs ... Slugged .717 with an on-base clip of .495, drawing 27 walks and nine HBP ... Was perfect on stolen bases, swiping eight on eight attempts ... Led the team with five sacrifice hits, also chipped in a pair of sac flies ... Went 1-for-3 with an RBI and stolen base vs. UCLA (6/5) ... Stole a base in three consecutive games in the Women's College World Series (6/3-5, vs.

JMU, UGA and UCLA) ... Went 1-for-2 with an RBI and HBP vs. Washington in the Super Regional opener (5/28) ... Impressed with a 3-for-6, two home run, five RBI game in the Norman Regional Final vs. Wichita State (5/23) ... Finished 3-for-3 with a double at Wichita State (5/4) ... Finished 1-for-2 with a double and walk at Baylor (4/27) ... Hit a combined 3-for-5 in the doubleheader at Georgia (4/20), batting in three runs and hitting one home run ... Went 2-for-2 with an RBI, two runs and two walks drawn vs. Texas (4/17) ... Hit a home run in a 2-for-2, four RBI performance vs. Kansas (4/2) ... Went a combined 3-for-7 with four RBIs in the Iowa State series (3/26-28) ... Finished 3-for-4 with a double and solo home run vs. Liberty (5/14) ... Hit a two-run homer and drew a walk vs. Houston (3/12) ... Went 2-for-3 with four RBIs and two stolen bases vs. Tarleton State (2/22) ... Hit a home run in a 2-for-4, three RBI game at Houston (2/21) ... Started the season with home runs in four consecutive games on opening weekend ... Went a combined 10-for-15 with six home runs, 12 RBIs and eight runs in OU's four games on opening weekend at UTEP and vs. Abilene Christian (2/11-12) ... In the season opener, tied a single-game program record with three home runs, batting in five runs in a 4-for-5 performance at UTEP (2/11), helping the Sooners to an NCAA record 13 single-game home runs.

2020 (Sophomore)

Academic All-Big 12 first team honoree ... Started all 24 of OU's games at shortstop ... Ranked second on team with 40 assists, 23 RBIs and three HBP ... Seven games with multiple hits and five games with multiple RBIs ... Launched five home runs in the shortened season, good for third on the team ... Went 2-for-4 with three RBIs and one HR vs. Wichita State (3/4) to help fuel the comeback victory ... Hit a walk-off double vs. Texas A&M (2/21) at the Mary Nutter Collegiate Classic, going 2-for-3 with a double, RBI and two stolen bases ... Hit two home runs and went 6-for-17 at the Hillenbrand Invitational (2/14-16) in her home state of Arizona, including a 3-for-3, one home run performance against Northern Iowa (2/14) ... Finished the season with a slash line of .370/.448/.671 and fielding % of .950 with 40 assists and 36 putouts.

2019 (Freshman)

Started all 63 of OU's games at shortstop ... Ranked second on the team with 54 assists and 10 HBP ... Six games with multiple RBIs and five games with multiple hits ... Hit her first career home run in a 2-for-2 performance against San Diego State (2/10) ... Registered a season-high four RBIs after hitting her first career grand slam vs. Hofstra (2/16) ... 2-for-2 with a homer against Northwestern (3/8) ... Drove in three runs vs. Northwestern (3/10) ... Appeared on SportsCenter's Top 10 Plays on back-to-back days with diving catches against Texas (4/18-19) ... Went 2-for-3 with two RBIs in OU's NCAA Regional opener against UMBC (5/17) ... Closed out the season with hits in each of OU's last three games, matching a season-long hitting streak.

High School

Named an NFCA Second-Team All-Region honoree in 2016 and a three-time all-region and all-division selection ... Led Sandra Day O'Connor high school to the 6A state championship in 2016 as team captain ... Playing shortstop, second base and centerfield, Lyons hit .526 in 2017 with 47 runs scored, 35 runs batted in, seven home runs, 14 doubles, three triples and nine stolen bases.

Travel Ball

Played for Tony Rico's Firecrackers out of Huntington Beach, Calif. ... Led her team to the 2017 Canada Cup Championship and the 2017 TCS Fireworks Championship.

Personal

Daughter of John and Erin Lyons ... has one brother, Max ... dad, John, played hockey at the Air Force Academy ... chose OU over Arizona, Florida, Oregon, UCLA and Alabama ... born in Bitburg, Germany.



ALEX STORAKO

8

REDSHIRT SENIOR • RIGHT-HANDED PITCHER • L/R • 5-11
FRANKFORT, ILL.
MICHIGAN/LINCOLN WAY EAST HS

Year	ERA	W	L	App	GS	CG	SHO	SV	IP	H	R	ER	BB	SO	2B	3B	HR	BF	BA	WP	HBP	BK	SFA	SHA
2019*	2.02	14	6	38	25	4	4	2	142.1	87	46	41	59	190	13	2	15	589	.173	6	14	0	2	12
2020*	2.43	8	3	17	11	4	0	1	75.0	49	29	26	34	141	7	1	8	313	.183	11	4	0	0	7
2021*	1.05	22	3	28	21	12	7	1	146.0	68	27	22	35	270	5	2	9	544	.138	2	12	0	2	2
2022*	1.71	25	8	38	29	18	9	0	200.1	117	58	49	64	300	14	0	22	801	.164	5	13	0	2	8
TOTAL	1.71	69	20	121	86	38	20	4	563.2	321	160	138	192	901	39	5	54	2247	.162	24	43	0	6	29

*at Michigan

Career

2022 Academic All-Big Ten ... 2022 NFCA All-Great Lakes Region First Team ... 2022 All-Big Ten First Team ... 2022 Big Ten All-Tournament Team ... 2021 Academic All-Big Ten ... 2021 NFCA Second Team All-American ... 2021 NFCA All-Great Lakes Region First Team ... 2021 unanimous Big Ten Pitcher of the Year ... 2021 unanimous All-Big Ten First Team ... 2019 NFCA All-Great Lakes Region Second Team ... 2019 Big Ten All-Freshman Team.

2022 (Senior at Michigan)

Appeared in 38 games, starting 29 in the circle ... Posted a 25-8 record with a 1.71 ERA and 300 strikeouts through 200.1 innings pitched ... Ranked sixth nationally in strikeouts (300), 11th in strikeouts per seven innings (10.5), 11th in wins (25) and 13th in hits allowed per seven innings (4.09) ... Posted double-digit strikeouts in 14 games ... Threw first collegiate no-hitter in a 1-0, eight-inning win vs. Drake (March 5), striking out 13 while allowing just a sixth-inning walk ... Posted a season-high 18 strikeouts, allowing one run on three hits and two walks vs. Illinois State in season debut (Feb. 11); also struck out 18 in a one-hit shutout vs. Bowling Green (March 29) ... Earned back-to-back complete-game wins against #24 UCF and #21 LSU at the St. Pete Clearwater Elite Invitational (Feb. 18-19); allowed three hits in a shutout vs. UCF and fanned 11 while giving up one run on four hits vs. LSU ... Struck out 12 in a two-hit, complete-game shutout at #10 Kentucky (March 3); also earned the win at #13 Duke (Feb. 25) ... Tossed a one-hit, 16-strikeout shutout vs. Oakland (March 16); also earned a one-hit, 13-strikeout shutout vs. Michigan State (April 19) ... Earned the win in U-M's 5-4 win vs. Ohio State in relief, striking out five and allowing three hits through five shutout innings.

2021 (Junior at Michigan)

Appeared in 28 games, starting 21 in the circle ... Posted a 22-3 record with a 1.05 ERA and 270 strikeouts through 146 innings pitched ... Led the nation with a 12.9 strikeout-per-seven-innings average; also ranked fourth nationally with hits allowed per seven innings (3.26) and seventh in earned run average (1.05) ... Posted double-digit strikeouts in 13 games ... Established a new Michigan single-game record with 22 strikeouts in a two-hit, 1-0 win in nine innings at Michigan State (May 5) ... Previously tied the U-M record with 19 strikeouts in a one-hit, 2-0 win vs. Nebraska (March 11) ... Tallied two hitless relief innings, striking out all six batters faced, to earn a save at #23 Minnesota (May 7) ... Threw a four-hit, complete-game shutout with 10 strikeouts and a walk vs. Northwestern (April 25) ... Earned a complete-game win in nine innings at Indiana (March 27), striking out 17 while allowing just one run, four hits and a walk ... Fanned 16 in a two-hit, complete-game shutout against Purdue-2 in season debut (Feb. 26).

2020 (Sophomore at Michigan)

Appeared in 17 games with 11 starts in the circle ... Posted an 8-3 record with a 2.43 ERA and 141 strikeouts through 75.0 innings pitched ... Ranked fourth nationally in total strikeouts (141) and third in strikeouts per seven innings (13.2) ... Posted six games with double-digit strikeouts, including three of her last four starts ... Struck out 15 with two runs allowed on five hits and no walks vs. St. John's (March 3) ... Earned a complete-game win vs. No. 25 Texas Tech (Feb. 29) with 13 strikeouts and two hits allowed ... Allowed one hit and struck 13 over 6.0 innings to win in relief at No. 25 North Carolina (Feb. 14) ... Combined for a 1-0 shutout vs. Fresno State (Feb. 9), posting nine strikeouts and allowing just one hit over 6.0 innings ... Earned seven strikeouts and allowed two runs off six hits and three walks in a complete-game win vs. No. 7 Florida (Feb. 8) ... Tossed two hitless innings to earn a save vs. Illinois State (Feb. 7) ... Posted a career-best 16 strikeouts in the season opener vs. Georgia State (Feb. 7).

2019 (Freshman at Michigan)

Appeared in 38 games, starting 25 in the circle ... Posted a 14-6 record with a 2.02 ERA and 190 strikeouts through 142.1 innings pitched ... Posted two saves on the season, notably earning the final six outs in U-M's 3-2 win over #12 Minnesota in the Big Ten Tournament championship game (May 11) ... Registered a career-best 15 strikeouts and allowed just one hit through 7.0 innings at Michigan State (April 16) ... Posted 10 strikeouts and allowed three hits against Penn State (April 28) ... Tossed eight shutout innings, striking out nine with four hits allowed, in a loss to #21 James Madison (March 7) ... Made collegiate debut in season opener against NC State (Feb. 8), striking out six through three hitless innings.

High School


Graduated from Lincoln Way East High School (2018) ... Named to the 2018 MaxPreps All American First Team ... MaxPreps Underclass All American as a junior (2017) ... Two-time Illinois All-State first team (2017, 18), second team (2016) and special mention (2015) ... Posted a career record of 70-19 with 918 strikeouts; went 21-2 with a 0.76 ERA and 255 strikeouts as a senior in 2018 ... Played travel ball with the Sparks Premier 18U club ... Named to the 2018 PGF Central Region All American Team ... Honor Roll & National Honor Society.

Personal

Daughter of Rob and Jamie Storako ... Has three siblings, Madison, Brayden and Camden ... Earned bachelor's degree at University of Michigan.



2023 SOONERS



RYLIE BOONE

O

SENIOR • OUTFIELD • L/L • 5-3

OWASSO, OKLA.

OWASSO HS

Year	Avg	GP	GS	AB	R	H	2B	3B	HR	RBI	TB	SLG%	BB	HBP	SO	GDP	OB%	SF	SH	SB	ATT	PO	A	E	FLD%
2020	.467	4	4	15	5	7	1	0	0	2	8	.533	1	0	1	0	.500	0	0	0	0	8	0	0	1.000
2021	.412	55	9	51	31	21	0	0	1	13	24	.471	6	2	4	0	.483	1	1	6	7	21	2	0	1.000
2022	.408	60	48	125	43	51	5	1	2	27	64	.512	6	1	7	0	.439	0	1	4	7	32	3	2	.946
TOTAL	.414	119	61	191	79	79	6	1	3	42	96	.503	13	3	12	0	.457	1	2	10	14	61	5	2	.971

Career

2022 Women's College World Series All-Tournament Team ... 2022 NFCA All-Central Region First Team ... 2022 Big 12 Championship All-Tournament Team ... 2022 Academic All-Big 12 First Team ... 2021 Academic All-Big 12 First Team.

2022 (Junior)

Played in 60 games, making 48 starts primarily in left field ... Was third on the team in batting average, hitting .408 with 27 RBIs, five doubles, two home runs and one triple for a .512 slugging clip ... Stole four bases on seven attempts and drew six walks and one HBP for a .439 OB% ... Struck out just seven times on the year ... Held a .946 fielding percentage, making 32 putouts, three assists and two errors ... Had an impressive WCWS performance en route to All-Tournament honors, batting .500 with four RBIs and nine total bases, one walk, one HBP and one double, including a .556 on-base percentage ... Went 2-for-2 with two runs scored in Game One of the WCWS Champ Series vs. Texas (6/8) ... Went 2-for-3 with two RBIs and two RS in the semifinal vs. UCLA (6/6) ... Was 2-for-2 with a double, two RBIs and two runs scored in the WCWS opener vs. Northwestern (6/2) ... Went 2-for-3 with an RBI in the Big 12 Tournament vs. Iowa State (5/13) ... Scored two runs in a perfect 3-for-3 showing at North Texas (4/20) ... Batted in a pair in a 1-for-3 performance at Texas (4/15) ... Exploded for two doubles, three RBIs and three runs scored, going 3-for-3 at Texas Tech (4/10), also sealed the series with a diving catch in left field ... Brought in two runs and scored a pair while going 2-for-3 vs. UAB (4/1) ... Brought in three runs and scored two while going 2-for-2 vs. McNeese (2/19) ... Finished 1-for-1 with an RBI in the season opener at UC-Santa Barbara (2/10).

2021 (Sophomore)

Academic All-Big 12 First Team honoree ... Played in 55 of OU's 60 games, starting nine across the outfield ... Batted .412 with a .483 on-base percentage and 13 RBIs, 31 runs scored and one home run ... Stole six bases on seven attempts and had a perfect fielding percentage with 21 putouts and two assists ... Went 2-for-3 in her seven appearances in the WCWS with three runs scored ... Went 1-for-1 with one run scored vs. James Madison (6/6) in OU's third elimination game of the World Series ... Finished 1-for-1 with one run scored in the Super Regional Final as a pinch hitter vs. Washington (5/29) ... Hit her first career home run on a grand slam in the Norman Regional Final vs. Wichita State (5/23), finishing with two runs scored and four RBIs ... Went 1-for-2 with a run scored and RBI at Wichita State (5/4) ... Drew a pair of walks while going 1-for-1 and stealing a base at Louisiana Tech (4/10) ... Went 3-for-5 with three RBIs and five runs scored and a stolen base vs. New Mexico (2/27) ... Finished 3-for-4 with two

runs scored at Houston (2/21) ... Finished a perfect 2-for-2 with a run scored and two RBIs at UTEP (2/12).

2020 (Freshman)

Started the first four games of the season in center field before suffering a knee injury, batted leadoff in three games and the two spot in one contest ... Ranked second on the team with a .467 batting average, going 7-for-15 in the four games she appeared ... Went 2-for-4 with a pair of runs scored and a double vs. George Washington ... Batted in a pair of runs vs. Long Beach State for her first career multi-RBI game ... Finished the season with a .533 slugging %, .500 on-base % and 1.000 fielding % with 8 assists.

High School

Played for Owasso High School, where she recorded a .514 batting average with 56 hits, 45 runs scored, 24 RBIs, 15 stolen bases and a pair of home runs during her senior year to receive all-state and All-Region accolades ... Earned All-Metro and All-District accolades in each of her four seasons, including being named the District Player of the Year three times ... An Academic All-District selection, Boone led her team to back-to-back district and regional championships in 2017 and 2018 ... Was also a basketball standout, leading Owasso to a 2018 6A State Championship.

Travel Ball

Spent two summers playing for Texas Glory in McKinney, Texas, under Kevin Shelton ... Ranked No. 28 by Extra Innings Softball's Elite 100 in the class of 2019 and No. 59 in Flo Softball's 2019 Hot 100, finishing the 2018 summer with a .449 batting average, 65 hits, 44 runs, 32 RBIs, 21 stolen bases and a perfect fielding percentage.

Personal

Daughter of Gayla Carnagey ... Has one sibling, Trevor ... Brother, Trevor, played baseball at Oklahoma State ... Chose Oklahoma over Oklahoma State, Kansas and Tulsa.



KINZIE HANSEN

9

SENIOR • CATCHER • R/R • 5-11

NORCO, CALIF.

NORCO HS

Year	Avg	GP	GS	AB	R	H	2B	3B	HR	RBI	TB	SLG%	BB	HBP	SO	GDP	OB%	SF	SH	SB	ATT	PO	A	E	FLD%
2020	.413	24	24	75	20	31	6	0	4	26	49	.653	11	0	8	1	.472	3	0	0	0	152	0	0	1.000
2021	.438	60	58	178	54	78	9	0	24	66	159	.893	19	2	7	2	.495	1	0	0	0	279	21	3	.990
2022	.273	52	41	121	26	33	6	0	8	29	63	.521	7	2	11	3	.313	4	0	1	1	253	17	2	.993
TOTAL	.380	136	123	374	100	142	21	0	36	121	271	.725	37	4	26	6	.433	8	0	1	1	684	38	5	.993

Career

2022 USA Softball Women's National Team member ... 2021 Women's College World Series All-Tournament Team selection ... 2021 NFCA Second Team All-American ... 2021 NFCA First Team All-Central Region ... 2021 Big 12 Tournament Most Outstanding Player ... 2021 Big 12 All-Tournament Team selection ... 2021 Big 12 All-Academic First Team honoree.

Record Book

Tied a single-game program record for hits with five vs. UTEP (2/11/21).

2022 (Junior)

Played in 52 games, making 41 starts primarily at catcher ... Batted .273 with eight home runs, six doubles and 29 RBIs, slugging .521 on the season ... Drew seven walks on the year and stole one base on one attempt ... Held a .993 fielding percentage, making 253 putouts at catcher to go with 17 assists and just two errors ... Hit a three-run home run in the fifth inning of Game Two of the WCWS Championship Series vs. Texas, finishing the game 2-for-3 with two runs scored (6/9) ... Had a clutch double in Game Two of the Bedlam series, bringing in three runs vs. OSU (5/6) ... Hit a two-run homer in game three of OU's series vs. Texas (4/16) ... Homered in back-to-back games at Texas Tech, batting in a combined three runs (4/9-10) ... Hit a solo homer in OU's dramatic 10-inning win over No. 17 Tennessee at the Mary Nutter Collegiate Classic (2/26) ... Homered and brought in a pair of runs in a 2-for-3 performance vs. No. 10 Arizona at the MNCC (2/26) ... Went 2-for-4 with two RBIs in a win over LBSU at the MNCC (2/25) ... Had a season-high two doubles in OU's win over CSU-Fullerton at the MNCC (2/25) ... Homered, drew a pair of walks and brought in three runs in a run-rule win at Houston (2/19) ... Homered in the season opener at UC-Santa Barbara, finishing 3-for-4 with three runs scored (2/10).

2021 (Sophomore)

Started 58 of OU's 60 games, primarily at catcher or first base ... Batted .438 with 24 home runs, nine doubles and 66 RBIs ... Her 24 home runs ranked fifth in the country ... Slugged .893 and held an on-base clip of .495, drawing 19 walks to just seven strikeouts on the season ... Was a force behind the plate, registering 279 putouts and 21 assists to just three errors (.990 FLD%), caught five runners stealing and allowed just three to steal on her ... Had 23 multi-hit games and 16 multi-RBI games ... Went on a 15-game hit streak and 16-game reached base streak from May 14 vs. Baylor through season's end vs. FSU (6/10) ... Batted .357 in the Women's College World Series with three home runs, one double and eight RBIs ... Hit a home run in game one of the championship series vs. FSU (6/8) ... Went 2-for-3 with a double and three RBIs vs. UCLA (6/5) ... Went 2-for-4 with a one-run home run in the Super Regional final vs. Washington (5/29) ... Hit a double and batted in a pair of runs vs. Morgan State in the Norman Regional opener (5/21) ... Named the Most Outstanding Player of the Big 12 Tournament following a combined five home runs in three games, batting in eight runs ... Had consecutive games with two home runs vs. Baylor and

Texas Tech (5/14) ... Went 2-for-3 with two doubles and runs batted in at Louisiana Tech (4/10) ... Hit a homer in a 2-for-2, three RBI performance vs. Kansas (4/1) ... Went 2-for-4 with a home run and three RBIs in the finale vs. Iowa State (3/28) ... Hit a pair of home runs in a 2-for-2, three RBI game vs. Liberty (3/14) ... Had home runs in three straight games vs. Missouri, Sam Houston and UT Arlington (3/7-10), including four RBIs vs. Mizzou ... Launched two home runs and had a career-high five RBIs vs. UTEP (2/12) ... Hit two homers in the season opener with a program-record tying five hits (5-for-5), three RBIs and three runs scored.

2020 (Freshman)

Started all 24 games for OU, 22 at first base and one start a piece at catcher and designated hitter ... Led the Sooners with 26 RBI, ranked second on the team with 31 H and 11 walks and fourth on the squad in batting average, finishing the year hitting .413 ... Hit four home runs on the year, slugging .653 and finished with an OB % of .472 ... Also exceptional in the field, finishing with a perfect fielding percentage and 152 putouts at first ... Had nine two-hit games on the year and two games with three hits to go with five games with multiple RBIs ... Went an impressive 3-for-3 with two home runs vs. North Texas (2/29), one being her first career grand slam, batting in a career-high five runs in the game ... Finished 2-for-4 with three RBIs vs. Northern Iowa (2/14), hitting the walk-off run-rule home run in a 10-2 victory ... Started her OU career strong at the Puerto Vallarta College Challenge (2/6-8), going 3-4 vs. Long Beach State with three RBIs and two doubles and 2-for-5 with four RBIs in her collegiate debut.

High School

A product of Norco High School ... As a junior, the right-handed catcher was named a first-team All-American, the CIF MVP, the league MVP and the Press Enterprise Softball Player of the Year behind a .596 batting average, 31 hits, 29 RBIs, 11 runs scored, four home runs and a .992 fielding percentage ... Earned all-league athletic and academic honors in all three of her seasons at Norco and all-state recognition twice, leading her team to the CIF Championship in 2018.

Travel Ball

Played with the OC Batbusters coached by Mike Stith ... Helped her travel ball team to a national runner-up finish in 2018 alongside fellow signees Alanna Nelson-Thiede and Olivia Rains ... Ranked No. 6 nationally by Extra Innings and No. 18 by FloSoftball ... Finished the 2018 summer with a .460 batting average, 37 hits, 23 RBIs, 21 runs, 11 home runs and a .990 fielding percentage.

Personal

Daughter of Jason and Nicole Hansen ... Has one brother, Cole ... Aunt, Heather, played basketball at Cal State Fullerton and uncle, Casey, played football at Colorado ... Chose Oklahoma over Oregon and Washington.



2023 SOONERS



ALYNAH TORRES

40

SENIOR • UTILITY • R/R • 5-9

GLENDALE, ARIZ.

ARIZONA STATE/CACTUS HS

Year	Avg	GP	GS	AB	R	H	2B	3B	HR	RBI	TB	SLG%	BB	HBP	SO	GDP	OB%	SF	SH	SB	PO	A	E	FLD%
2020	.395	29	29	86	22	34	6	1	9	31	-	.802	12	0	6	0	.469	0	0	1	37	45	6	.932
2021	.273	49	49	150	28	41	4	0	12	34	-	.540	11	3	14	3	.331	2	1	0	52	89	7	.953
2022	.339	54	53	174	40	59	14	1	16	40	-	.707	17	5	12	1	.409	2	1	0	57	105	11	.936
TOTAL	.327	132	131	410	90	134	24	2	37	105	X	.666	40	8	32	4	.394	4	2	1	146	239	24	.941

*at Arizona State

Career

2022 NFCA All-West Region Second Team ... 2022 All-Pac 12 First Team.

2022 (Junior at Arizona State)

Appeared in all 54 ASU games, starting 53 ... hit .339 with 16 home runs and 40 RBIs ... Also hit 14 doubles and a triple for a .707 slugging clip ... Drew 17 walks and five HBP while striking out just 12 times ... Held a .936 fielding percentage with 105 assists and 57 putouts to 11 errors from the left side of the infield ... posted a season-high three hits vs. UCLA (5/6) ... had a multi-HR game with a pair vs. Utah, also batting in a season-best four (4/15).

2021 (Sophomore at Arizona State)


Started all 49 games for the Sun Devils ... Had two multi-home run games (vs. New Mexico on 2/28; Arizona on 4/17) ... Batted .273 with 12 home runs, 34 RBIs and 11 walks ... Held a .953 fielding percentage with 52 putouts and 89 assists.

2020 (Freshman at Arizona State)

Started all 29 games of the shortened season at shortstop ... Tied team-high with nine home runs in addition to 34 hits and 31 RBI ... Hit her first collegiate home run on Feb. 7 against Kansas ... Ended with a .802 slugging percentage and .923 field percentage, including 37 putouts and 46 assists.

High School

Graduated from Cactus (AZ) High School ... MaxPreps Freshman Player of the Year ... Four-time All-Arizona and West Region Player of the Year ... never batted below .500 in four seasons, recording a season-high .653 batting average her senior season ... Finished her high school career with 141 extra-base hits including 64 home runs, 271 hits, 249 RBI and 242 runs scored.



ALYSSA BRITO

33

JUNIOR • UTILITY • R/R • 5-7

TUSTIN, CALIF.

OREGON/TUSTIN HS

Year	Avg	GP	GS	AB	R	H	2B	3B	HR	RBI	TB	SLG%	BB	HBP	SO	GDP	OB%	SF	SH	SB	ATT	PO	A	E	FLD%
2021*	.299	53	53	144	30	43	5	1	10	31	80	.556	15	3	42	1	.374	1	4	6	7	59	73	4	.971
2022	.368	61	50	136	46	50	7	1	14	46	101	.743	18	4	21	0	.447	3	1	3	5	56	2	5	.921
TOTAL	.332	118	103	280	76	93	12	2	24	77	181	.646	28	7	63	1	.410	4	5	9	12	115	75	9	.946

*at Oregon

Career

2022 NFCA All-Region Second Team ... 2022 All-Big 12 Second Team ... 2021 Second Team All-Pac-12 ... 2021 Pac-12 All-Freshman Team ... 2021 Pac-12 All-Defensive Team ... 2021 Second Team NFCA All-Pacific Region ... Pac-12 Player of the Week (3/16/21) ... Pac-12 Freshman of the Week (2/23, 3/16/21)

2022 (Sophomore at Oklahoma)

Started 50 games and appeared in 61, starting the last 27 games in left field ... Hit .368 with 14 home runs, 7 doubles and 46 RBIs ... Went 2-for-4 with a pair of doubles, two runs scored and one RBI in the WCWS Championship Series Game Two vs. Texas (6/9) ... Went 2-for-5 with a double and RBI in the Champ Series Game One (6/8) ... Went 2-for-3 and hit a solo home run against Texas A&M in the Norman Regional (5/22) ... Hit a combined three home runs in the series at Texas (4/14-16), including a pair in OU's game two win, brining in three runs in a 3-for-3 performance ... Hit a pair of home runs in a top-10 matchup at No. 8 Kentucky (3/22), finishing 2-for-3 with two RBIs and two runs scored ... Brought in a season-best four runs in a two-homer showing vs. Sam Houston at the Hall of Fame Classic in OKC (3/18) ... Batted in three runs with a triple vs. Long Beach at the Mary Nutter Collegiate Classic (2/25) ... Hit her first homer as a Sooner vs. McNeese in the Houston Classic (2/19) ... Made her first start as a Sooner vs. Loyola Marymount in the Mark Campbell Invitational in Irvine (2/11).

2021 (Freshman at Oregon)

Hit .299 with 10 homers and 31 RBIs, starting 53 games at short-stop ... Added five doubles, a triple and 30 runs scored while drawing 15 walks ... Committed just four errors in 136 chances ... Went 81 straight chances without making an error to begin her collegiate career ... Five of her 10 homers either tied the game or took the lead ... at Grand Canyon (Feb. 13): Came through with her first two career hits, going 2-for-3 with three RBIs and a double ... at Fresno State (Feb. 20-21): Named Pac-12 Freshman of the Week after going 4-for-7 with three RBIs, three runs scored and two homers in the two wins ... vs. UCLA (Feb. 28): Hit a solo homer in the fourth inning to put up the game's first run in a 3-1 win ... vs. Utah (Feb. 28): Homered for the fourth straight game, hitting a two-run shot ... vs. Sacramento State/Oregon State (Mar. 13-14): Earned Pac-12 Freshman of the Week and D1Softball National Freshman of the Week honors after going 6-for-9 with two homers, nine RBIs and six runs scored in three games ... vs. Sacramento State (Mar. 13): Drove in a season-high five runs, going 3-for-3 with three runs scored and a homer ... vs. Sacramento State (Mar. 14): Brought the mercy rule into effect with a two-out grand slam in the sixth inning of an 8-0 win ... vs. Utah (Mar. 21):

Went 2-for-3 with a homer, double, two RBIs and two runs scored ... vs. LMU (Mar. 26): Homered for the second straight game, going 2-for-2 with two runs scored ... at Texas (May 23): Put Oregon on the board with a solo homer in the second inning of a 3-2 win in extras.

High School

Ranked No. 32 in the FloSoftball rankings and No. 17 in the Extra Inning Softball top 100 ... Selected to play in the Premier Girls Fastpitch High School All-America Game in 2020 ... Named an All-American in the Western Region by PGF ... Selected first-team all-state honor roll as a senior by CalHi Sports ... Batted .519 while hitting six home runs over nine games in a senior season short-ened by the coronavirus pandemic ... Brings speed and versatility to the Ducks, earning defensive player of the year and first-team all-league honors in the Empire League as a junior after helping lead Pacifica to a league title ... Also selected second-team All-County by the Orange County Register ... The three-time California all-state selection hit .510 with 12 home runs and 45 RBIs as a junior, which included hitting two home runs in one inning in a game in April ... Named first-team All-Empire League as a sophomore in 2018.



2023 SOONERS



JAYDA COLEMAN

24

JUNIOR • OUTFIELD • L/L • 5-9

THE COLONY, TEXAS

THE COLONY HS

Year	Avg	GP	GS	AB	R	H	2B	3B	HR	RBI	TB	SLG%	BB	HBP	SO	GDP	OB%	SF	SH	SB	ATT	PO	A	E	FLD%
2021	.444	60	60	171	70	76	11	2	9	53	118	.690	32	8	9	0	.545	2	0	20	24	89	5	2	.979
2022	.424	62	62	144	70	61	9	1	8	40	96	.667	52	5	14	0	.584	1	0	13	15	49	4	0	1.000
TOTAL	.435	122	122	315	140	137	20	3	17	93	214	.679	84	13	23	0	.564	3	0	33	39	138	9	2	.987

Career

2022 USA Softball Women's National Team ... 2022 NFCA First Team All-American ... 2022 WCWS All-Tournament Team ... 2022 All-Big 12 First Team ... 2022 NFCA All-Central Region First Team ... 2021 NFCA First Team All-American ... 2021 NFCA DI National Freshman of the Year Top-3 Finalist ... 2021 All-Big 12 First Team ... 2021 NFCA All-Central Region First Team ... 2021 Big 12 All-Tournament Team ... 2021 All-Big 12 Freshman Team ... Big 12 Player of the Week (5/11).

2022 (Sophomore)

Started all 62 games in center field ... Ranked second on the team with a .424 batting average and .584 on-base percentage, her on-base clip was good for third in the country ... Registered eight home runs, nine doubles and one triple on the year to go with 40 RBIs and 70 runs scored ... Drew 52 walks on the year, good for second on the team and her 0.84 walks-per-game ranked sixth in the country ... Led the team with 13 stolen bases on 15 attempts ... Was perfect in the field with 49 putouts and four assists to no errors ... Was exceptional in center field in the WCWS Championship Series Game Two vs. UT, robbing a pair of home runs at the wall in the first inning and throwing out a runner at second base from CF, also registered a hit and drew a walk in the season finale (6/9) ... Ripped a double in Game One of the Champ Series vs. Texas (6/8) ... Drew three walks and registered an RBI in OU's semifinal win over UCLA (6/6) ... Went 1-for-2 with a solo home run in OU's first WCWS matchup with UCLA (6/6) ... Scored a pair of runs in a 2-for-4 performance in OU's first meeting with Texas at the WCWS (6/4) ... Had a double and brought in a pair of runs in a 2-for-3 showing vs. UCF in the Super Regional opener (5/27) ... Went a combined 6-for-9 in OU's Norman Regional vs. Prairie View A&M and Texas A&M, hitting one home run and bringing in a combined five runs on the weekend (5/20-22) ... Brought in one run, scored a run and drew two walks in the Bedlam series opener vs. No. 7 OSU (5/5) ... Had a season-high three hits in a 3-for-4 performance at North Texas (4/20) ... Hit a solo home run in OU's series-opening win over No. 18 Texas (4/14) ... Had a double and three RBIs, also drew two walks vs. Texas Tech (4/9) ... Had a streak of five straight games with an RBI, beginning with a two-RBI showing vs. UAB (4/1) ... Homered in both games of a two-game set with UAB (4/1-2) ... Tied a season-high with three walks vs. Wichita State (3/29) ... Went 3-for-4 with an RBI at No. 8 Kentucky (3/22) ... Homered and brought in three runs in a 2-for-3 showing vs. Houston at the Hall of Fame Classic in OKC (3/19) ... Went 2-for-3 with two runs scored in a run-rule win over California at the Rainbow Wahine Classic in Hawaii (3/11) ... Hit the two-run, walk-off home run in a dramatic 10-inning win over No. 17 Tennessee at the Mary Nutter Collegiate Classic to keep OU undefeated (2/26) ... Hit a three-run homer vs. CSU-Fullerton at the MNCC (2/25) ... Tied a season-high with three walks drawn at Houston (2/19) ... Tied a career-best with four RBIs, including hitting the run-rule, walk-off triple vs. UC-San Diego at the Mark Campbell Invitational (2/13) ... Brought in a run and scored a run in the season opener at UC-Santa Barbara (2/10).

2021 (Freshman)

Started all 60 games across the outfield and at first base ... Led the team with 20 stolen bases on 24 attempts ... Had four games with two SB ... Ranked second on the team with a .545 on-base percentage ... Batted .444 and slugged .690 with nine home runs, 11 doubles, two triples and 53 RBIs and 70 runs scored ... Struck out just nine times in 171 at-bats on the year ... Went on a 43-game reached base streak ... Had 22 multi-hit games and 24 multi-RBI performances ... Went on a 19-game hit streak from 3/6 vs. ULM to 4/18 vs. Texas ... Batted .321 in the WCWS with two doubles, one home run and six RBIs ... Hit OU's team home run No. 161 and final homer of the season in game three of the championship series vs. Florida State (6/10), finishing 2-for-3 with a double, home run and 3 RBIs ... Went 2-for-3 with a double and 2 RBIs vs. JMU (6/7) ... Finished 2-for-2 with a home run and two runs batted in vs. Morgan State in the NCAA Norman Regional opener ... Went 2-for-3 with a homer and three RBIs vs. Baylor in the Big 12 Tournament ... Went a combined 5-for-8 with one double, one home run and six RBIs in the Bedlam series vs. Oklahoma State (5/7-9) to claim Big 12 Player of the Week honors ... Registered a season-high four RBIs in the second game of the Georgia doubleheader (4/20) ... Finished a combined 4-for-9 with a double, triple and homer in the Texas series (4/16-18), batting in five runs ... Tied a season best with three hits vs. Iowa State (3/28) in a 3-for-5, three RBI performance ... Finished 3-for-3 with her first career triple vs. Liberty (3/14) ... Had the only multi-HR game of her freshman season vs. Missouri (3/7), hitting two homers in a 3-for-3, four RBI showing ... Went a combined 7-for-12 on opening weekend vs. UTEP and ACU (2/11-12) with six RBIs, two doubles, one home run and three walks drawn ... In her first collegiate game (vs. UTEP, 2/11), went 4-for-5 with four runs scored, one home run, one double, two RBIs and a stolen base.

High School

Consensus No. 1 prospect in the class of 2020 ... Named the 2019-20 Gatorade National Softball Player of the Year, also claimed the honors for the state of Texas ... Six-time All-State honoree and three-time All-American ... won the 2017 5A state title with The Colony and reached the semifinals in 2019 ... Holds the state record for most runs all-time in the Dallas area ... Finished career with 279 career hits, 261 runs, a .702 batting average and 209 stolen bases ... USA Junior Women's National Team member ... Helped the U.S. to the WBSC U-19 World Cup title, hitting .435 with 10 hits, six runs, three RBIs and five stolen bases.

Personal

Daughter of Deana and Cedric Coleman ... Has two siblings, Asher Wilkerson and Jhanna Coleman ... Mother and father competed collegiately at Texas Women's University and North Central Texas College, respectively, and are both coaches ... Also an all-district volleyball player and regional track qualifier ... Chose Oklahoma over Florida, UCLA, Texas A&M, Texas and LSU.



TIARE JENNINGS

23

JUNIOR • INFIELD • R/R • 5-8

SAN PEDRO, CALIF.

ST. ANTHONY'S HS

Year	Avg	GP	GS	AB	R	H	2B	3B	HR	RBI	TB	SLG%	BB	HBP	SO	GDP	OB%	SF	SH	SB	ATT	PO	A	E	FLD%
2021	.462	60	60	197	81	91	25	0	27	92	170	1.000	26	3	17	0	.517	6	0	2	2	74	56	3	.977
2022	.401	62	62	182	83	73	8	1	29	87	170	.934	39	1	13	2	.507	1	0	8	9	56	73	3	.977
TOTAL	.433	122	122	379	164	164	33	1	56	179	367	.968	65	4	30	2	.512	7	0	10	11	130	129	6	.977

Career

2022 USA Softball Women's National Team (Japan All-Star Series) ... 2022 NFCA Unanimous First Team All-American ... 2022 WCWS All-Tournament Team ... 2022 All-Big 12 First Team ... 2022 NFCA All-Central Region First Team ... 2022 CoSIDA Academic All-America Second Team ... 2021 NFCA/Schutt Sports Division I National Freshman of the Year ... 2021 USA Softball Collegiate Player of the Year Top-10 Finalist ... 2021 NFCA Unanimous First Team All-American ... 2021 Big 12 Freshman of the Year ... 2021 All-Big 12 First Team selection ... 2021 Big 12 All-Freshman Team ... 2021 NFCA All-Region First Team selection ... 2021 Women's College World Series All-Tournament Team honoree ... 2021 Big 12 All-Tournament Team ... NFCA National Player of the Week (2/16/21) ... Six-time Big 12 Player of the Week (2/15/22, 5/3/22, 2/16/21, 3/9/21, 4/6/21, 4/20/21).

Record Book

Set WCWS records for RBIs (15) and home runs (5), joining teammate Alo in hitting five in the 2022 WCWS ... Set a WCWS single-game record for most total bases (11 vs. Texas, 6/8/22) ... NCAA single-season freshman RBI record (92 in 2021) ... 92 RBIs ranks 10th all-time in NCAA single-season history ... 27 home runs in her freshman season was three shy of the program and NCAA freshman record 30 ... Single-season program record 52 extra-base hits in 2021 ... Single-season program record 25 doubles in 2021 ... NCAA Regional single-game program-record three doubles (vs. Morgan State, 5/21/21) ... Tied program record for single-game home runs (3 vs. UTEP, 2/11/21).

2022 (Sophomore)

Started all 62 games at second base ... First in the country with 87 RBIs and second in home runs with 29 ... Finished the year with a .401 batting average and 38 extra-base hits, slugging .934 which ranked fifth in the nation ... Compiled 171 total bases, ranking fourth in the country ... Drew 39 walks and one HBP for a .507 on-base percentage ... Stole a career-best eight bases on nine attempts ... Held a .977 fielding percentage, making 73 assists and 53 putouts to just three errors ... Had six multi-home run games, homering in 23 of OU's 62 games ... Hit .524 in the WCWS with a WCWS-record 15 RBIs and 5 HR, slugging 1.333 and holding a .522 on-base clip ... Tied a WCWS record with two home runs in Game One of the WCWS Championship Series, going 4-for-5 with five RBIs vs. Texas (6/8) ... Went 2-for-4 with a home run and three RBIs vs. UCLA in the WCWS semifinal (6/6) ... Hit a home run in a 3-for-4 performance vs. Texas in the first matchup between the teams at the WCWS (6/4) ... Hit a grand slam in the WCWS opener vs. Northwestern, finishing 2-for-2 with four RBI (6/2) ... Hit a pair of doubles in the Super Regional Final vs. UCF (5/28) ... Homered in OU's record-setting 20-0 win over Texas A&M in the Norman Regional Final, finishing 2-for-4 with three RBI (5/22) ... Hit a home run in OU's NCAA tournament opener vs. Prairie View A&M (5/20) ... Homered and brought in three runs in the series opener vs. No. 7 Oklahoma State (5/5) ... Hit a home run in four straight games from 4/29 to 5/5 ... Homered twice and registered five RBIs in a midweek win at North Texas (4/20) ... Hit homers in all three games of the Texas Tech series, compiling nine RBIs, including a 4-RBI showing in the finale (4/8-10) ... Homered in back-to-back games to drive in a combined six runs vs. Wichita State (3/29) and Baylor (3/27) ... Hit a walk off home run to beat Baylor and keep the Sooners unbeaten (3/27) ... Hit a grand slam in the series opener vs. Baylor (3/25) ... Homered in OU's Rainbow Wahine Classic opener vs. Baylor in Hawaii (3/10) ... Hit two home runs including the run-rule walk-off blast vs. No. 8 Arizona at the Mary

Nutter Collegiate Classic (2/26) ... Homered twice vs. CSU-Fullerton at the MNCC (2/25) ... Opened the season with back-to-back two-home run games, driving in a combined seven runs vs. Loyola Marymount (2/11) and UC Santa Barbara (2/10) to collect Big 12 Player of the Week honors.

2021 (Freshman)

Started all 60 games, 57 at second base and the other three starts at third ... Second in the country with 27 home runs462 season batting average ranked seventh in the nation ... Led the NCAA with 25 doubles ... Second in the country with a 1.000 SLG % ... Held an on-base clip of .517, drawing 26 walks and three HBP ... Stole a pair of bases on two attempts ... Had 24 multi-hit games and 28 multi-RBI games ... Hit .321 in the Women's College World Series with two home runs, three doubles and eight RBIs ... Hit a home run and double in a 2-for-4, two RBI performance vs. James Madison (6/6) ... Went 1-for-2 with a double and two RBIs vs. UCLA (6/5) ... Went 2-for-4 with three RBI and a home run vs. JMU (6/3) ... Exploded for six RBIs in a 2-for-5, three runs scored, one double and one home run game vs. Wichita State in the regional final (5/23) ... Went a perfect 4-for-4 with a program-NCAA Regional record three doubles vs. Morgan State (5/21) ... Had a 3-for-4, two RBI, one double showing in the Big 12 Tournament Championship vs. Oklahoma State (5/15) ... Hit a home run and brought in a pair of runs to help secure the Big 12 regular season title at Oklahoma State (5/9) ... Went 3-for-4 with a double and four RBIs at Wichita State (5/4) ... Had a perfect 3-for-3 showing at the plate with a home run, double and two RBIs vs. Texas Tech (4/24) ... Hit a home run in all three games of the Texas series (4/16-18) to be named Big 12 Player of the Week, finishing a combined 5-for-7 with five RBIs ... Went 3-for-4 with a homer and four RBIs vs. Kansas (4/1) ... Batted in six runs in a 3-for-5, one grand slam and one double showing at Iowa State (3/28) ... Hit a combined five home runs in three games vs. Missouri, Sam Houston and UT Arlington (3/7-10), going a combined 8-for-10 with nine RBIs ... Went 4-for-4 with two RBIs and a homer in a ranked matchup vs. Missouri (3/6) ... Hit a homer at Arizona State (2/26) in a top-15 matchup, going 1-for-3 with a pair of RBIs ... Started the season with a bang, hitting home runs in three consecutive games at UTEP and vs. Abilene Christian (2/11-12) ... Tied a program record with three home runs in the season opener at UTEP (2/11), going a perfect 4-for-4 with three homers and six RBIs, also drew a pair of walks and scored four runs ... Collected NFCA National Player of the Week honors for her opening weekend performance, finishing a combined 12-for-13 with five home runs, three doubles and 12 RBIs, and no strikeouts.

High School

The 2019-20 Gatorade Softball Player of the Year for the state of California ... Batted .710 with six home runs and 19 RBIs in shortened senior season ... No. 2-ranked player on Extra Inning Softball's Elite 100 list and No. 4 on FloSoftball's Hot 100 ... Won 2019 I8U USA World Fast Pitch Championship with the OC Batbusters with fellow signee May ... CIF Division 6 Player of the Year in 2017 ... First Team All-CIF and All-State honors as a freshman ... Finished high school career batting .581 to go with 111 hits, 61 RBIs and 16 home runs.

Personal

Daughter of Maria and Ignacio Jennings ... Has two siblings, Elai and Fa'atele ... Cousins Tiare and Keilani Jennings played collegiate softball at New Mexico State and UC-Santa Barbara ... Chose OU over UCLA, Alabama and Arizona.



2023 SOONERS



NICOLE MAY

19

JUNIOR • RIGHT-HANDED PITCHER • R/R • 5-11
PLEASANTON, CALIF.
FOOTHILL HS

Year	ERA	W	L	App	GS	CG	SHO	CBO	SV	IP	H	R	ER	BB	SO	2B	3B	HR	BF	B/Avg	WP	HBP	BK	SFA	SHA
2021	2.37	15	2	29	13	1	0	10	2	85.2	69	33	29	23	96	6	1	11	350	.217	1	4	0	1	4
2022	1.30	15	1	28	17	7	5	8	1	91.2	54	18	17	31	99	10	1	6	358	.170	1	5	0	2	3
TOTAL	1.82	30	3	57	30	8	5	18	3	177.1	123	51	46	54	195	16	2	17	708	.194	2	9	0	3	7

Career

2022 Academic All-Big 12 First Team ... 2021 Big 12 All-Freshman Team ... 2021 Big 12 All-Tournament Team ... Two-time Big 12 Pitcher of the Week (4/12/22, 5/11/21).

Record Book

Has combined on two perfect games (at UCSB, 2/10/22; vs. Portland State (2/28/21) ... has combined on five no-hitters.

2022 (Sophomore)

Started 17 games and appeared in 28 (91.2 IP) ... Finished with an ERA of 1.30 and 15-1 record in the circle, allowing just 17 earned runs on the year ... Struck out 99 batters, including two games with double-digit K's ... Allowed only six hits in three WCWS appearances combined ... Allowed just 17 extra-base hits all season, including six home runs and one triple ... held opposing batters to a .170 BA ... combined on one perfect game and three no-hitters ... threw 2.1 innings of relief work in Game Two of the WCWS Championship Series vs. Texas, striking out a pair and surrendering just one hit (6/9) ... went 2.0 innings in Game One of the champ series vs. Texas, allowing one hit and K'ing one (6/8) ... went the distance in the Super Regional final vs. UCF, striking out four and allowing just one run on three hits in 7.0 IP (5/28) ... K'ed six in an NCAA Regional win over Texas A&M, pitching 4.1 innings and allowing no runs on two hits (5/22) ... Combined on a no-hitter with Hope Trautwein vs. Prairie View A&M in the NCAA Regional opener, striking out seven in 4.0 IP (5/20) ... Struck out four in 6.1 innings of a Bedlam win vs. No. 7 Oklahoma State (5/7) ... K'ed six in a complete-game effort vs. Tulsa, allowing no runs and three hits (4/6) ... Struck out five in her first conference appearance of the season vs. Baylor, allowing no runs on four hits in 5.0 IP (3/26) ... Fanned seven in a complete-game performance vs. San Diego at the Hall of Fame Classic (3/19) ... Tied a career-best with 10 K's in a complete-game win over No. 8 Arizona (2/26) ... Compiled 15 strikeouts across three games at the Houston Classic, collecting a pair of wins in the circle (2/18-20) ... Struck out a career-high 10 batters in an exceptional complete-game, 2-hit, zero run performance vs. Mississippi State at the Mark Campbell Invite (2/11) ... Combined on a perfect game with Trautwein and Jordy Bahl in the season opener at UC-Santa Barbara (2/10).

2021 (Freshman)

Started 13 games and made 29 appearances (85.2 IP) in the circle as a true freshman, finishing the season with a 15-2 record and 2.37 ERA ... Struck out 96 batters to 23 walks with a .217 opponent batting average ... Combined on 10 shutouts and had two saves ... Also made on appearance at first base and registered one

at-bat of the season as a pinch hitter ... Started Game One of the Women's College World Series champ series, striking out three in 3.2 innings of work vs. FSU (6/8) ... Collected an elimination game win, going 3.1 innings and allowing no runs on two hits while striking out six to no walks vs. JMU (6/6) ... Struck out one in 2.0 innings in her start vs. UCLA (6/5) ... Was impressive in a complete-game win in Game One of Super Regionals striking out five and allowing just two runs to Washington (5/28) ... Got a win in regionals vs. Wichita State (5/23), striking out four in 6.1 innings of work to go with three runs allowed and one walk ... Struck out four in two innings vs. Texas Tech in the Big 12 Tournament (5/14) ... Collected Big 12 Pitcher of the Week accolades for her weekend at Oklahoma State, helping the Sooners to the Big 12 regular season crown by collecting saves in back to back games and striking out a combined five in 8.3 innings of the three games (5/7-9) ... Got the game three win in a 4.1 inning, four-strikeout, no runs allowed performance vs. Texas (4/18) ... Struck out seven and allowed just one hit and no runs in 3.1 innings at Louisiana Tech (4/10) ... Collected her first Big 12 conference win with a 4.0 inning, six strikeout game at Iowa State (3/28) ... Tied a season-best with eight K's vs. Sam Houston (3/5) ... Combined on a perfect game, striking out three in just two innings vs. Portland State (2/28) ... Set a season high with eight strikeouts and allowed one earned run on three hits and a walk at Houston (2/21) ... Made her debut on opening weekend, striking out a combined six in two games (7.0 IP), allowing two runs on three hits at UTEP and vs. Abilene Christian (2/11-12).

High School

The 2018-19 Gatorade California Softball Player of the Year ... Attended Foothill High School in Pleasanton, Calif., and played travel ball with the OC Batbusters ... Along with fellow signee Jennings, helped lead the Batbusters to the 2019 18U USA World Fast Pitch Championship in the summer of 2019 ... Led Foothill to a 28-0 record and North Coast Section Division I Tournament championship her junior season ... Compiled a 24-0 record, 0.32 ERA and registered 246 strikeouts and just 13 walks in 151 innings pitched ... 2019 NorCal Softball Pitcher of the Year ... Ranked as the No. 6 recruit in the 2020 class by Extra Inning Softball and No. 16 by FloSoftball ... Batted .463 on 38 hits with 27 RBIs and five homeruns her junior season.

Personal

Daughter of Charlen and Kevin May ... Has one brother, Jack ... Dad played college football at Florida ... Chose the Sooners over Oregon and Florida.



JORDY BAHL

98

SOPHOMORE • RIGHT-HANDED PITCHER • R/R • 5-8
 PAPILLION, NEB.
 PAPILLION LAVISTA HS

Year	ERA	W	L	App	GS	CG	SHO	CBO	SV	IP	H	R	ER	BB	SO	2B	3B	HR	BF	B/Avg	WP	HBP	BK	SFA	SHA
2022	1.09	22	1	33	24	14	7	9	1	141.1	71	27	22	34	205	13	0	4	541	.145	12	9	0	2	5
TOTAL	1.09	22	1	33	24	14	7	9	1	141.1	71	27	22	34	205	13	0	4	541	.145	12	9	0	2	5

Career

2022 NFCA First Team All-American ... 2022 NFCA Division I National Freshman of the Year ... 2022 All-Big 12 First Team ... 2022 Big 12 Co-Pitcher of the Year ... 2022 Big 12 Freshman of the Year ... 2022 NFCA All-Central Region First Team ... Three-time Big 12 Pitcher of the Week (2/15, 3/1, 3/22/22)

Record Book

Registered the most strikeouts by a freshman in program history with 16 vs. Tennessee (2/26/22) ... Threw one individual perfect game (vs. CSU-Fullerton, 2/25/22) and one solo no-hitter (vs. Iowa, 3/20/22)

2022 (Freshman)

Paced the Sooners in the circle with 141.1 innings pitched, 33 appearances and 205 strikeouts ... Had a 22-1 record in the circle ... Finished with a 1.09 ERA that ranked sixth in the country ... Had six double-digit strikeout performances on the year ... Threw one individual perfect game (vs. CSU-Fullerton, 2/25) and one solo no-hitter (vs. Iowa, 3/20) ... Combined on one perfect game and two no-hitters ... Was exceptional in Big 12 play with a 1.30 ERA in 53.2 IP to go with 71 K to 13 BB, surrendering no home runs and a .157 opponent batting average in conference play ... Earned the win in Game Two of the Women's College World Series Championship Series, going 4.0 innings and striking out a pair vs. Texas (6/9) ... Had four strikeouts in 4.2 innings vs. UCLA in the WCWS Semifinals (6/6) ... Returned from injury to enter the circle in relief in OU's WCWS opener vs. Northwestern (6/2) ... Threw a complete game with six strikeouts to no walks vs. No. 7 Oklahoma State (5/5) ... Struck out a combined 10 in 9.0 innings pitched over two games at Kansas (4/29-5/1) ... Fanned six and surrendered just one hit in a run-rule win over Iowa State (4/23) ... K'ed nine in six innings in her only loss of the season at No. 18 Texas (4/16) ... Struck out 15 in the series opener vs. Texas (4/14) ... Combined on a no-hitter with Nicole May, striking out three vs. Texas Tech (4/10) ... K'ed 11 in a run-rule win over Wichita State (3/29) ... Threw a complete-game with 12 strikeouts at No. 8 Kentucky with no walks (3/22) ... Tossed a no-hitter with eight strikeouts and just two walks vs. Iowa (3/20) ... Struck out nine and allowed just three hits to Indiana in a run-rule win (3/18) ... Combined on a no-hitter with Nicole May at Hawaii (3/12) ... Registered a career-high and OU freshman record 16 strikeouts in a 10-inning win over No. 17 Tennessee at the Mary Nutter Collegiate Classic (2/26) ... Threw her first solo perfect game with 11 strikeouts vs. CSU-Fullerton at the MNCC (2/25) ... Fanned 14 in a big early season win over No. 3 UCLA at the Mark Campbell Classic (2/12) ... Combined on a perfect game in the season opener vs. UC-Santa Barbara, striking out four (2/10).

High School

2020-21 Gatorade National Softball Player of the Year ... 2019-20 and 2020-21 Gatorade Nebraska Player of the Year ... The consensus No. 1 prospect in the class of 2021... Played HS softball at Papillion-LaVista High School ... Led the Monarchs to three straight Class A state titles and collected All-State honors all four years ... Posted a 27-0 record with a 0.10 ERA, surrendering just 27 hits and 15 walks in 137 innings pitched, while striking out 316 batters in 2021 ... Batted .510 with 20 home runs and 55 RBI as a senior ... Collected 27 wins in the circle as a junior to go with an exceptional 0.15 ERA and 316 strikeouts... Also has power at the plate, hitting 20 home runs and batting in 55 runs for a .510 batting average.

Travel Ball

Played travel ball for Nebraska Gold summer 2021 ... Helped the team win the PGF National Championship ... Played for the Nebraska Thunder in 2020, helping lead the squad to a fourth-place finish at the ASA/USA Softball Gold Nationals and 41-1 record in 2020 with a 0.43 ERA.

Personal

Daughter of Dave and Emily Bahl ... Has three siblings, Hayden, Broden and Bryson ... Father played football at Doane (Neb.) College ... Also played varsity basketball for one season ... Chose Oklahoma over Oregon, Washington, Nebraska, Texas and Florida.



2023 SOONERS



HANNAH COOR

27

SOPHOMORE • OUTFIELD • R/R • 5-9
YORBA LINDA, CALIF.
ESPERANZA HS

Year	Avg	GP	GS	AB	R	H	2B	3B	HR	RBI	TB	SLG%	BB	HBP	SO	GDP	OB%	SF	SH	SB	ATT	PO	A	E	FLD%
2022	.000	40	0	2	19	0	0	0	0	0	0	.000	4	0	0	0	.667	0	0	6	8	2	0	0	1.000
TOTAL	.000	40	0	2	19	0	0	0	0	0	0	.000	4	0	0	0	.667	0	0	6	8	2	0	0	1.000

2022 (Freshman)

Appeared in 40 games, primarily as a pinch runner ... Scored 19 runs on the season and stole six bases on eight attempts ... Drew four walks for an on-base clip of .667 ... registered two putouts in limited appearances in the outfield ... Scored runs in three WCWS games vs. UCLA (6/6), Texas (6/4) and Northwestern (6/2) ... Stole a base in the Super Regional finale vs. UCF (5/28) ... Scored runs in NCAA Regional games vs. Texas A&M (5/22) and Prairie View A&M (5/20), also drew a walk vs. PVA&M ... Stole a base during OU's Bedlam win at home vs. Oklahoma State (5/6) ... Scored runs in all three games of the series at Kansas (4/29-5/1) ... Stole a base in back-to-back games vs. Tulsa (4/6) and at Texas Tech (4/9) ... Registered her second at-bat of the season vs. Iowa (3/20) ... Stole a base and scored a run vs. San Diego in the Hall of Fame Classic (3/19) ... Stole a base vs. No. 8 Arizona at the Mary Nutter Collegiate Classic (2/26) ... Registered her first collegiate at-bat vs. McNeese (2/18) ... Scored runs in two games of OU's opening weekend vs. No. 3 UCLA (2/12) and Mississippi State (2/11), also drew a walk vs. Mississippi State.

High School

No. 14 player overall in the class of 2021 ... No. 5 shortstop by Extra Inning Softball ... Helped lead Esperanza High to the second round of the CIF-SS Division I playoffs as a sophomore in 2019, collecting second-team All-County honors ... Hit .618 with nine home runs and 40 RBIs before sophomore season was cut short due to COVID-19.

Travel Ball

Played in The Alliance Fastpitch All-Star Game ... Played travel softball for the O.C. Batbusters-Stith squad ... Helped lead the Batbusters to a fifth-place finish at the 2019 USA Softball GOLD Nationals, hitting .477 with three home runs and 35 RBIs.

Personal

Daughter of Brandon Coor and Candice and Billy Moyer ... Has four siblings, Hailee, Brody, Jackson and Reegan ... Also lettered in track for three seasons ... Chose Oklahoma over Oregon.



SOPHIA NUGENT

17

SOPHOMORE • UTILITY • R/R • 5-9

SEAL BEACH, CALIF.

LOS ALAMITOS HS

Year	Avg	GP	GS	AB	R	H	2B	3B	HR	RBI	TB	SLG%	BB	HBP	SO	GDP	OB%	SF	SH	SB	ATT	PO	A	E	FLD%
2022	.294	23	1	17	3	5	2	0	1	5	10	.588	5	0	4	1	.435	1	0	0	0	39	1	0	1.000
TOTAL	.294	23	1	17	3	5	2	0	1	5	10	.588	5	0	4	1	.435	1	0	0	0	39	1	0	1.000

2022 (Freshman)

Made 23 appearances on the season, making one start at catcher ... Batted .294, finishing with five hits and three runs scored on 17 at-bats ... Hit one home run and a pair of doubles for five RBIs and a .588 slugging clip ... also drew five walks on the year ... registered 39 putouts and one assist in the field to go with zero errors for a 1.000 FLD% ... Made a plate appearance and drew a walk in Game One of the WCWS Championship Series vs. Texas (6/8) ... Went 1-for-1 with a run scored in the NCAA Regional opener vs. Prairie View A&M (5/20) ... Recorded an RBI double in her only at-bat at Kansas (4/30) ... Registered an RBI double in a 1-for-2 showing at Texas Tech (4/10) ... Brought in a run via sac-fly vs. Sam Houston at the HOF Classic (3/18) ... Made her first collegiate start and hit her first collegiate home run on a two-run shot at Hawaii (3/12) ... Made her collegiate debut vs. Mississippi State at the Mark Campbell Invitational (2/11).

High School

Ranked as the No. 3 player in the class of 2021 by Extra Inning Softball and Softball America ... The Los Alamitos (Calif.) High School product ranked as the No. 1 catcher in the class by Extra Innings ... Before the COVID-19 pandemic cut her junior season off early, Nugent was batting .520 with five home runs and 10 RBIs and held a perfect 1.00 fielding percentage behind the plate.

Travel Ball

Played in The Alliance Fastpitch All-Star Game ... Played travel ball for the Firecrackers-Rico/Weil squad ... Helped the team to a fifth-place finish at the 2019 PGF Premier Nationals, hitting .400 with three home runs, seven RBIs and a perfect 1.00 fielding percentage.

Personal

Daughter of Shawn and Audrey Nugent ... Has one sibling, Fiona ... Father played college baseball at Cerritos College and Chapman University ... Mother played college basketball at Saddleback College ... Chose Oklahoma over Arizona and Tennessee.



2023 SOONERS



CYDNEY SANDERS

1

SOPHOMORE • INFIELD • R/R • 5-9

SAN MARCOS, CALIF.

ARIZONA STATE/SAN MARCOS HS

Year	Avg	GP	GS	AB	R	H	2B	3B	HR	RBI	TB	SLG%	BB	HBP	SO	GDP	OB%	SF	SH	SB	PO	A	E	FLD%
2022*	.425	54	54	146	53	62	14	0	21	63	139	.952	45	4	13	2	.566	1	1	4	364	7	6	.984
TOTAL	.425	54	54	146	53	62	14	0	21	63	139	.952	45	4	13	2	.566	1	1	4	364	7	6	.984

*at Arizona State

Career

2022 NFCA First Team All-American ... 2022 NFCA West All-Region First Team ... Top Three Finalist for the 2022 NFCA National Freshman of the Year ... 2022 All-Pac-12 First Team ... 2022 Pac-12 Freshman of the Year ... 2022 Pac-12 All-Freshman team.

2022 (Freshman at Arizona State)

Started all 54 games at first base ... Led the team in home runs (21), slugging (.952%), RBIs (63), walks (45) and had 52 hits, just two short of the team leader ... Her 21 homers broke the single season career record at Arizona State.

High School & Personal

Earned four Varsity letters at San Marcos High School ... Finished her high school career with a .510 batting average, a .564 OBP, 81 RBIs and 72 Runs ... Played on Corona Angels travel ball team ... Daughter of former Minor League baseball player Tracy Sanders.



QUINCEE LILIO

43

REDSHIRT FRESHMAN • UTILITY • L/R • 5-7
OCEANSIDE, CALIF.
GREAT OAK HS

Freshman (2022)

Redshirted.

High School

The No. 5 player in the class by Extra Inning Softball and No. 13 by Softball America ... The Great Oak (Calif.) High School product hit .435 with 37 runs as a sophomore in 2019 as Great Oak finished as runners-up in the CIF Division I ... Collected All-State and South-west All-League honors in 2019 as the Wolfpack won the South-western League championship.

Travel Ball

Played in The Alliance Fastpitch All-Star Game ... Played for Athletics Mercado-Smith, helping the squad to three PGF Premier national titles and two Top Club national championships ... Batted .450 to go with 41 hits, 27 runs and 19 RBIs, stole 12 bases and recorded a fielding percentage of .989.

Personal

Daughter of Lucas and Leslie Lilio ... Has one sibling, Leo ... cousin, Jaylene Ignacio, played college softball at San Diego State ... Chose Oklahoma over Oregon.



KIERSTON DEAL

11

FRESHMAN • LEFT-HANDED PITCHER • L/L • 5-9
WINSTON SALEM, N.C.
EAST FORSYTH HS

High School

No. 1 player in the class of 2022 by Extra Inning Softball ... No. 1 pitcher in the class of 2022 by Extra Inning Softball ... Spring 2021 (Junior season) at East Forsyth (N.C.) HS: 292 K, 136 IP, 0.64 ERA ... Central Piedmont Conference Pitcher of the Year ... Extra Inning Softball First Team High School All-American

Travel Ball

Played travel ball for Mojo-Fisher (Tenn.) ... Also coached by longtime pitching coach, Billy "Chief" Gerald ... Summer 2021: 119.2 IP, 201 K, 17 BB (11 K/7 innings avg.), 0.79 ERA, WHIP of .652 ... PGF Nationals: Team National Runner-Up, 62 IP, 2 ER, 0.22 ERA, .121 Opponent BA, .302 BA, 6 2B at the plate ... 2021 Extra Inning Softball All-Summer Team MVP.

Personal

Daughter of Tony Tatum and Michele Deal ... Mom played college softball and basketball ... Chose Oklahoma over South Carolina, Arkansas, among others.



JOCELYN ERICKSON

7

FRESHMAN • UTILITY • R/R • 5-9
PHOENIX, ARIZ.
SANDRA DAY O'CONNOR HS

High School

Ranked No. 10 player in the class of 2022 by Extra Inning Softball ... Ranked No. 9 on 2021 Max Preps Top 25 Players list for the class of 2022 ... Ranked No. 16 via Softball America ... Ranked No. 4 catcher in the class by Extra Inning Softball ... 2021-22 Gatorade Arizona Softball Player of the Year ... 2019 MaxPreps Freshman All-American Team ... 2019 HS Season (Junior Yr.) (2020-Covid, 2021-Injury), 6A Arizona State Team Champion, .530 BA, 26 RS, 44 H, 50 RBI, 8 HR, 2 SB, .973 FLD %.

Travel Ball

Played travel ball for OC Batbusters-Stith (Anaheim, Calif.) ... 2019 USSSA World Fastpitch Champions ... ASA Nationals: .429 BA, 4 RS, 12 H, 19 RBI, 2 HR ... USA Women's Junior National Team ... 2019 Pan-American Champions with USA Softball Junior National Team.

Personal

Daughter of David and Jeanine Erickson ... Has four siblings, Kris-

lyn, Brendon, Emilee and Kaylee ... Two sisters play college softball at BYU ... Brother played baseball at BYU ... Chose Oklahoma over Oregon, UCLA, Arizona, Arizona State and BYU.



SJ GEURIN

85

FRESHMAN • LEFT-HANDED PITCHER • L/L • 5-11
LEANDER, TEXAS
LEANDER HS

High School

Extra Innings' No. 20 ranked recruit in the class of 2022 ... Extra Innings Softball's No. 7-ranked pitcher in the country ... No. 25 recruit in the class by Softball America ... No. 10 prospect in the class by FloSoftball ... 2021 Texas 5A First Team All-State and 5A 26 Pitcher of the Year ... Extra Innings First Team All-American and MaxPreps All-American (2021) ... Great Austin Sports Foundation Scholar-Athlete of the Year ... 2019 TAPPS II All-State Pitcher ... 2019 freshman season at Fort Bend Christian Academy (Texas): 2019 TAPPS II third-place finish, 2019 TAPPS II Academic All-District ... 2021 junior season at Leander (Texas) HS: .093 ERA, 23-1 record, 272 K, 158 IP, .991 FLD %, 5A Regional quarterfinalist ... Helped team to No. 1 ranking in the country by MaxPreps ... 2021 Class 5A 26 Academic All-District.

champion ... 1.10 ERA, 44 IP, 43 K, 10-0 record

Personal

Daughter of Robert and Angela Geurin ... Has one sibling, Scarlett ... Father, Robert, played football at Tulsa; Mother, Angela, played softball at Tulsa; Grandfather, Bob, played baseball at Texas Tech ... Chose Oklahoma over UCLA, Oregon and Texas A&M.

Travel Ball

Played travel ball for Texas Bombers Gold (New Braunfels, Texas) and coach Scott Smith ... 2021 Alliance National Runner-Up ... 2021 Colorado Sparkler champion ... 2021 Texas Fastpitch League



AVERY HODGE

82

FRESHMAN • INFIELD • R/R • 5-6
RICHMOND, TEXAS
FORT BEND CHRISTIAN ACADEMY

High School

Ranked No. 6 prospect in the class of 2022 by Extra Inning Softball ... No. 4 middle infielder by Extra Inning Softball ... Ranked No. 22 recruit by Softball America ... First Team All-District, District MVP, First Team All-Region, First Team All-State ... Sophomore season: In pandemic-shortened 2020 season, hit .553 and scored 25 runs in 15 games ... Junior season: .776 BA, 48 RS, 48 H, 48 RBI, 8 HR, 21 SB, .950 FLD %

Travel Ball

Played travel ball for Texas Bombers Gold (New Braunfels, Texas) and coach Scott Smith with fellow signee SJ Geurin ... 2021 Alliance National Runner-Up ... 2021 Colorado Sparkler champion ... 2021 Texas Fastpitch League champion414 BA, 77 RS, 72 H, 26 RBI, 3 HR, 43 SB in summer '21 ... USA Women's Junior National Team ... 2021 U18 National Team selection ... 2019 Pan-American Champions with USA Softball Junior National Team.

Personal

Daughter of Randy and Brandy Hodge ... Has two siblings, Sydney and Hadley ... Chose Oklahoma over Texas A&M.





COACHES & STAFF



PATTY GASSO

PATTY GASSO

HEAD COACH • 29TH SEASON • LONG BEACH STATE, 1984



THE GASSO FILE

Hometown Torrance, Calif.
High School Bishop Montgomery College Long Beach State, 1984
Family Husband, Jim
..... Sons, J.T. and D.J.

COACHING HISTORY

Oklahoma 1995-present
Record 1,395-344-2 (.801)

Long Beach City College 1991-94
Record 161-59-1 (.731)

Career Record 1,556-403-3 (.793)

CAREER ACCOLADES

- 2012 NFCA Hall of Fame Inductee
- NFCA 1,000-Wins Club
- Six-time National Champion ('00, '13, '16, '17, '21, '22)
- Five-time NFCA National Coaching Staff of the Year ('00, '13, '16, '17, '22)
- 15-time NFCA Regional Coaching Staff of the Year ('96, '99, '00, '01, '04, '12, '13, '14, '15, '16, '17, '18, '19, '21, '22)
- 14-time Big 12 Coach of the Year ('96, '99, '00, '09, '12, '13, '14, '15, '16, '17, '18, '19, '21, '22)
- 2013 Long Beach State Hall of Fame Inductee
- 2004 Long Beach City Hall of Champions Inductee
- 2004 Long Beach City Baseball and Softball Hall of Fame Inductee
- 2000 El Camino City College Hall of Fame Inductee

Entering her 29th season at the University of Oklahoma in 2022, NFCA Hall of Fame head coach Patty Gasso has molded the OU softball program into a national power and permanently placed herself among the elite college softball coaches in the country.

Oklahoma has won six national championships, winning in 2000, 2013, 2016, 2017, 2021 and 2022. OU is one of just three programs in NCAA history to win more than two national titles. She's reached the Women's College World Series 15 times during her tenure, and in the process, advanced to the postseason in each one of her 28 seasons (no tournament in 2020).

With 32 seasons as a head coach to her name, Gasso has a career collegiate coaching record of 1,556-403-3 (.793) and holds an overall record of 1,395-344-2 (.801) at the University of Oklahoma.

She has won more Big 12 games (376-87; .812) than any coach in the league's history and has more than twice as many overall wins as any other coach in OU history. OU has claimed 14 Big 12 regular season, including an unprecedented 10 straight since the 2012 season, and seven championship titles under her direction. Gasso's Sooner teams have finished second or higher 22 different times in the 26 years since the inception of the Big 12 in 1996.

Numerous Sooner players have prospered under Gasso's tutelage and garnered national, regional and conference recognition. Most recently, Jocelyn Alo helped lead the Sooners to the 2021 and '22 titles en route to back-to-back USA Softball Collegiate Player of the Year honors. Keilani Ricketts was the two-time USA Softball Player of the Year in 2012 and 2013, becoming just the third player in history to win more than once. Gasso has also directed 70 All-Americans, 157 All-Region honors and 116 first-team all-conference selections.

In the Big 12 era, Sooners have been named Big 12 Player of the Year a total of 14 times and Big 12 Pitcher of the Year seven times, while 10 have been selected as Big 12 Freshman of the Year and one as Big 12 Newcomer. In 2010, Amber Flores became the first player in league history to earn Player of the Year honors twice, while Shelby Pendley joined her in 2015 and Alo in 2022.

Gasso and her staff have consistently been recognized for their efforts on and off the field. Gasso and staff have claimed the NFCA regional staff of the year honor in 14 of their 28 seasons with the most recent award coming in 2022. In addition, Gasso has been named the Big 12 Coach of the Year 14 times: 1996, 1999, 2000, 2009, 2012, 2013, 2014, 2015, 2016, 2017, 2018, 2019, 2021 and 2022.

In 2018, Gasso led the Sooners to an 18-0 record in Big 12 play, marking the first perfect conference season in program history and making OU just the second Big 12 school to accomplish the feat. Oklahoma claimed an unprecedented seventh consecutive Big 12 regular season crown before sweeping the Big 12 Tournament for the second straight year. Additionally, Oklahoma was the recipient of Big 12 Pitcher of the Year (Paige Parker), Defensive Player of the Year (Kelsey Arnold), Freshman of the Year (Jocelyn Alo) and Coach of the Year.

Overall, the 2018 squad finished with a 57-5 record, good for

the best mark in the nation and second-best in school annals. The Sooners reached their 12th Women's College World Series, sweeping both the NCAA Regionals and NCAA Super Regionals to reach Oklahoma City.

Oklahoma became just the fourth program in NCAA history to win back-to-back national titles by taking home the crown in 2017 with a 61-9 record. Playing as the No. 10 seed, OU lost their opening game of the NCAA Regionals but won 11 straight postseason games after that en route to the title. The Sooners won four straight elimination games to win the Regional before taking down Auburn in the Super Regionals in a rematch of the 2016 WCWS Championship Series with Auburn. At the 2017 WCWS, OU ran through the opening rounds to reach the finals against top-seeded Florida, where the Sooners dispatched the Gators in two games.

Shay Knighten was named the WCWS' Most Outstanding Player and was joined on the All-Tournament Team by Paige Lowary, Nicole Mendes and Paige Parker. Knighten and Parker were also tabbed as Second-Team All-Americans, along with Caleigh Clifton.

OU captured its sixth straight Big 12 regular season crown and also swept the Big 12 Tournament (which returned for the first time since 2010). For the third straight year, Oklahoma was the recipient of Big 12 Player of the Year (Shay Knighten), Pitcher of the Year (Paige Parker), Freshman of the Year (Nicole Mendes) and Coach of the Year.

To some, the 2016 season was expected to be a rebuilding season. Losing such a dominant senior class and replacing it with eight freshman, the largest freshman class in Gasso's career, a drop-off was expected. However, the Sooners fought through early growing pains en route to the program's fifth straight Big 12 title and its third national title.

Sitting at 25-7 on April 2, the Sooners won their next 22 games to reach the postseason as the No. 3 national seed. After working through the Regional and Super Regional, OU ran the winning streak to a school record 31 games and reached the WCWS Finals against Auburn. Oklahoma won game one, dropped game two as the winning streak ended, but came back to win game three and take the national championship. Freshmen Sydney Romero and Shay Knighten were named to WCWS All-Tournament Team, as was sophomore Paige Parker who was named Most Outstanding Player.

Parker was named to the All-America First Team, while senior Erin Miller and freshman Shay Knighten were each selected to the All-America Second Team. OU tied a school record by having all eight of its nominees named to the All-Region squads. Within the Big 12 OU swept all the individual awards, including Big 12 Player of the Year (Miller), Pitcher of the Year (Parker), Freshman of the Year (Knighten), Defensive Player of the Year (Kelsey Arnold) and Coach of the Year.

The 2015 season saw the Sooners continue their dominant run through the Big 12, winning an unprecedented fourth straight league crown. OU then earned the No. 11 national seed and advanced as far as the Super Regionals for the sixth consecutive season.

For the third time in four seasons OU had at least three representatives on the NFCA All-America teams. Seniors Lauren Chamberlain and Shelby Pendley were each named to the All-America First Team, while freshman Paige Parker, the NFCA Freshman of the Year, was selected to the All-America Second Team.

The program tied a school record by having all eight of its nominees named to the 2015 NFCA Division I All-Central Region Team, including five first-team honorees. It marks the second straight season that OU had eight selections. The five first-team selections also tied a school record for Oklahoma, matching the mark set by the 2005 and 2007 squads.

Oklahoma became the first team in Big 12 Conference history to capture each of the four major end-of-season awards, taking home Player of the Year, Pitcher of the Year, Freshman of the Year and Coach of the Year honors this season.

Also in 2015, Gasso became the second-fastest coach in NCAA Division I history to reach 1,000 wins when she accomplished the feat this season in 1,300 games. She was the 28th coach in NCAA softball history to reach that figure and the 17th to do it at the DI level. She also became one of 10 coaches to get 1,000

OKLAHOMA THEN AND NOW

The years before and after Patty Gasso's arrival

	Before (1975-94)	Since (1995-22)
Overall Record	562-450	1,395-344-2
National Titles	0	6
Conference Titles	0	14
Postseason Conference Titles	0	7
Women's College World Series	0	15
NCAA Championship Appearances	1	27
All-America Selections	1	75
All-Conference Selections	60	185
Academic All-Conference	28	169
Years Among Final Top 25	0	28
Years Among Final Top 10	0	19
Finish in Top 2 of Conference	0	22

PATTY GASSO



wins at one Division I school.

On April 30, Lauren Chamberlain hit a grand slam at North Texas for the 91st home run of her career to break the all-time mark of 90 held by former UCLA player Stacey Nuveman. Chamberlain went on to hit four more home runs during the season to finish her remarkable career with 95. In addition, she set the NCAA all-time slugging percentage record with a .960 career mark.

History was made by the Sooners in 2014 as they became the first team to win the Big 12 championship three seasons in a row. Sitting at 18-3 on March 15 and with All-American Lauren Chamberlain out with an injury, the team proceeded to win 31 of its next 33 games to win the league title and earn the No. 7 national seed. OU went on to reach the Women's College World Series for the fourth straight season and ninth time in program history.

Junior Shelby Pendley was named a first-team All-American for the first time in her career, while fellow junior Lauren Chamberlain became a three-time All-American as she was placed on the third team. Sophomore Kelsey Stevens became the first Sooner in program history to lead the nation in wins as she tied for the top spot with a school and Big 12 record total of 38 victories.

Oklahoma put together one of the finest seasons the sport had ever seen in 2013, rolling to a 57-4 record, which was the fifth best winning percentage in NCAA history. Included in that record was a 10-0 mark in the postseason that saw OU outscore its opponents, 91-16, en route to the second national championship in school history. In Big 12 play the Sooners were 15-2 as they captured their 10th conference championship.

OU led the nation in four separate categories, including winning percentage and slugging percentage, and became the first team in NCAA history to lead the country in both earned run average and runs scored per game. Individually, Lauren Chamberlain was the nation's leader in home runs, home runs per game, runs scored per game and slugging percentage, while Michelle Gascoigne's ERA of 0.88 was the best by any player in the country since the 2009 season.

Eight players received All-Big 12 recognition, while Ricketts was named the Big 12 Pitcher of the Year and Shelby Pendley was tabbed the Player of the Year.

The Sooners returned to the Women's College World Series in 2012 for the seventh time in program history and reached the best-of-three championship finals for the second time since the format was changed in 2005.

Keilani Ricketts was named the 2012 USA Softball Player of the Year, the first Sooner to win the honor. She shared All-American accolades with teammates Jessica Shults and Lauren Chamberlain.

All three players also received All-Big 12 First Team honors along with Georgia Casey. Destinee Martinez was named to the conference's second team. Ricketts was named the Big 12 Player of the Year and set program records for strikeouts in a career, season and game.

Chamberlain was tabbed as the Big 12 Freshman of the Year as she smashed the school and conference record for home runs in a season and broke the school record for slugging percentage.

As a team, OU established new conference bests for slugging percentage and home runs. In addition, school records were broken for strikeouts thrown and strikeouts per seven innings.

The 2011 season saw the Oklahoma Softball program return to the Women's College World Series for the sixth time in program history and the first since 2004. OU made the postseason for the 18th straight season as it won its first ever NCAA Super Regional sweeping Arizona in two games in Tucson.

Ricketts was named a NFCA First Team All-American while Shults earned second team honors as both finished in the USA Softball Player of the Year Top 25. The duo, along with freshmen Destinee Martinez and Brittany Williams, earned NFCA All-Region honors.

Ricketts, Martinez and Chana'e Jones made first team All-Big 12 while Shults, Dani Dobbs and Haley Nix earned second team honors. Dobbs and Michelle Gascoigne earned first team Academic All-Big 12 honors, while Jones took second team honors.

The season saw Gasso claim her 800th win at Oklahoma with a 7-6 win over Washington on March 19, just a little over a month after Gascoigne threw the program's seventh perfect game on Feb. 11. In all 43 program records were set in 2011, including 37 of the postseason

variety when the squad caught fire. Ricketts set the program's single-season record for strikeouts while Shults set the season record for putouts by a catcher.

The 2010 season saw great success as the Sooners advanced to NCAA Super Regional play. OU won the final Big 12 Championship and finished second in the regular season. Flores and freshmen Jessica Shults and Keilani Ricketts were named NFCA second team All-Americans. Those three, along with Vandever, earned all-region honors. Flores and Ricketts were top 25 finalists for USA Softball's Collegiate Player of the Year.

Flores was named Big 12 Player of the Year and Vandever was named Defensive Player of the Year. Five Sooners were named to the All-Big 12 first team and two were named to the second team. OU placed five student-athletes on the All-Big 12 Academic team. Flores closed out her career as the Big 12 career leader in home runs and sat atop OU career categories in home runs, extra-base hits, walks drawn, slugging percentage and on-base percentage.

Ricketts also earned most outstanding player honors at the Big 12 Championship and was named conference pitcher of the week three times. She also earned National Player of the Week honors on Feb. 23. Shults was named Big 12 Player of the Week on March 30.

The 2009 Sooners won their fourth Big 12 regular season title and hosted an NCAA Regional for the second consecutive year. Flores was named Big 12 Player of the Year and Gasso earned her fourth Big 12 Coach of the Year honor. Flores was named a first team All-America selection by the National Fastpitch Coaches Association and senior Samantha Ricketts was named to the second team. Flores, Ricketts, Vandever and senior D.J. Mathis were named to the first team All-Central Region by the organization. Flores was also a top 10 finalist for USA Softball's Collegiate Player of the Year.

Five Sooners were named to the first team All-Big 12 team and three were named to the second team. OU placed five student-athletes on the All-Big 12 Academic team. Flores was named Big 12 Player of the Week three times, while Krystle Huey earned the honor once. Mathis was also named Big 12 Pitcher of the Week once during the season. Flores earned NFCA/Louisville Slugger National Player of the Week honors and ESPN/USA Softball National Player of the Week honors on Feb. 10.

In 2008, the Sooners advanced to the NCAA Super Regionals and finished second in the Big 12. In addition to Savannah Long being named the Big 12's Defensive

Player of the Year, she and four teammates were named first team All-Big 12. Four Sooners earned All-Midwest Region first team honors with another on the second team.

The Sooners opened the 2007 season by winning their first 23 games of the season and 30 of their first 31 contests. The dominant start propelled the team to a Super Regional berth.

In 2006, Gasso led the Sooners to their 13th straight 40-win season. The young Sooner squad made a strong postseason run, winning 12 of its final 15 contests to finish second in the Big 12 Championship and advance to the NCAA Regional Finals for the seventh consecutive year.

In 2005, the Sooners made their 11th straight NCAA postseason appearance under Gasso and claimed the Regional 14 Championship in front of the home crowd in Norman. Despite missing out on its sixth straight WCWS appearance after dropping a best-of-three series to Arizona in the NCAA Super Regional, the Sooners were one of the best hitting teams in program history (fourth in the nation with a .320 batting average). The highlight of the season was OU's record 29-game winning streak that spanned 36 days and was extended during play in five different states. The Sooners outscored opponents 218-40, run-ruled 10 opponents and claimed five tourney championships during the streak.

The 2004 season went down as one of the most memorable in Sooner history. OU battled through injuries during the entire regular season and peaked at the right time. OU, seeded second in the NCAA Region I Championship, stormed through Tucson, Ariz., knocking off No. 1 Arizona and No. 9 Louisiana-Lafayette en route to the Sooners' fifth consecutive WCWS.

The Sooners entered the WCWS as the hottest hitting team in the postseason and held onto that recognition, despite being eliminated after winning their opener against Washington. Gasso's staff was recognized for a fifth time as the NFCA Midwest Region Coaching Staff of the Year, thanks to one of the most memorable postseason runs in NCAA history.

Oklahoma fell just short of its goal, the Women's College World Series, but the Sooners proved once again that they were a national powerhouse. That year, OU defeated several top-25 teams including Louisiana State, Texas, Massachusetts, Oregon, Texas A&M, Missouri and Nebraska. In addition, the Sooners swept the four-game series with state rival Oklahoma State. The last victory





PATTY GASSO



against the Cowgirls in the regular season finale clinched the Big 12 title.

The 2003 squad was led by five seniors and sophomore hurler Kami Keiter. OU reached its fourth consecutive WCWS by becoming the first Sooner squad to claim a regional championship away from Norman. OU won one game before being eliminated from the 2003 WCWS.

Five Sooners were named to the All-Big 12 Conference first team including senior Leah Gulla, who led the conference in batting average, hits and RBI. Underclassmen Keiter, Scaglione and Kristin Vesely joined senior Erin Evans on the all-conference team. The NFCA bestowed All-America honors on Keiter and Gulla, while Evans joined the duo on the Midwest Region Team. The OU program reached a couple of milestones during the 2003 season. The program recorded its 1,000th victory when the Sooners knocked off Bethune-Cookman in its regional opener on May 15. Justifying its nickname, the Sooners also became the first Big 12 team to reach the 100-win mark in conference play. OU beat Nebraska, 1-0, in Lincoln on March 20, 2003, to be the first squad to reach the century mark.

In 2002, Oklahoma took their team motto "Triple Threat" to heart as the Sooners swept their third consecutive NCAA Regional and advanced to a third straight Women's College World Series.

Following the 2000 National Championship season, Gasso's 2001 squad continued the string of success. The 2001 team went on to match many of the accomplishments of the previous year, including a return trip to the Women's College World Series, a 50-win season and four All-America selections. The team also established its own successes by compiling a school-record 23-game win streak and the program's first Big 12 Tournament title since 1996.

The 2000 Sooners won their third Big 12 regular season title since the league began in 1996 and hosted their first NCAA Regional since 1997. Behind an explosive offense and a dominant defense, the Sooners rolled to a 66-8 record and won their final eight games of the season to capture the first softball national championship in school history.

Four Sooners earned All-America honors, with Lisa Carey and Ashli Barrett earning first team recognition. Evans and pitcher Jennifer Stewart were both third team All-Americans and Stewart was also named the Most Outstanding Player of the WCWS. The accolades rolled in as Gasso was named the Dallas Morning News Big 12 Coach of the Year. She and her staff also earned the Midwest Region Coach of the Year award and Speedline/NFCA Division I National Coaching Staff of the Year.

In 1999, Gasso led OU to its sixth straight NCAA regional playoff appearance. Along the path to the regional playoffs in Baton Rouge, La., the Sooners seized several awards and honors. For the second time in the three-year history of the Big 12 Conference, OU was crowned regular season champion.

Not only were Gasso's players honored for their accomplishments in 1999, but she was also recognized for her solid coaching effort. Gasso was named the 1999 Big 12 Coach of the Year and joined her staff as the Midwest Regional Coaching Staff of the Year.

The 1998 season was probably one of Gasso's best coaching jobs. However, it wasn't because of the number of wins and losses or the tournaments won by the Sooners. It was due to the fact the team featured six freshmen. Gasso led the young group to a second-place conference finish and a No. 1 seed in a NCAA Regional. Five Sooners were named to the all-conference squad and three players were named to the All-Midwest Region team.

Gasso continued the trend of reaching new heights in 1997 when the team recorded the then-second best record in school history (55-19). The season was highlighted by two impressive 12-game winning streaks that helped the team to a second-place finish in the Big 12. For the fourth consecutive year, OU advanced to a NCAA Regional. It marked the first time in school history that OU hosted the event.

Gasso and the Sooners reached new heights in 1996, recording a 50-20 record, a first-ever Big 12 Championship, and another regional final berth. OU dominated the inaugural Big 12 Tournament, putting five players on the all-tournament squad. Pitcher Jill Most was named the tourney MVP.

Gasso's 1996 squad also became the first team outside of the states of California or Arizona to win the prestigious Pony Tournament. Gasso was recognized by her peers for her team's performance, earning the Big 12 Coach of the Year award. Again, Sooner players were mentioned as some of the league's best with 10 players receiving All-Big 12 recognition.

In her first season at the helm, the Sooners recorded a 43-23 record, finished second in the conference and reached the regional final. Several Sooners received awards for their play during the 1995 season, including 11 players who garnered all-conference accolades (four on the first team).

Gasso's career with the Sooners began in 1995 when she arrived at OU after five successful years at Long Beach City College. Her accomplishments during her tenure at LBCC and since led to Gasso being named to the LBCC Hall of Champions in 2004. Later during the 2004 summer, Gasso was inducted into the inaugural class of the Long Beach City Baseball and Softball Hall of Fame. She has also been inducted into the El Camino City College Hall of Fame in 2000 and the Long Beach State Hall of Fame in 2013.

Gasso and her husband, Jim, reside in Norman. Their oldest son, J.T., is in his fourth year as an assistant softball coach at Oklahoma, while their youngest son, D.J., is entering his first year as a graduate assistant for the Sooners. Patty and Jim are also the grandparents of Joseph and Grace Gasso, the children of J.T. and his wife, Andrea.

GASSO'S RECORD AT OKLAHOMA

Year	Overall	Conference	Finish
2022	59-3	17-1	1st
2021	56-4	16-1	1st
2020	20-4	N/A	N/A
2019	57-6	18-0	1st
2018	57-5	18-0	1st
2017	61-9	17-1	1st
2016	57-8	17-1	1st
2015	49-9	14-2	1st
2014	51-13	16-2	1st
2013	57-4	15-2	1st
2012	54-10	19-5	1st
2011	43-19	10-8	5th
2010	47-12	13-3	2nd
2009	41-16	14-4	1st
2008	47-14	16-2	2nd
2007	55-8	14-4	2nd
2006	40-21-1	8-10	5th
2005	50-17	12-6	2nd
2004	45-22-1	11-7	5th
2003	47-14	12-6	4th
2002	49-16	14-2	2nd
2001	50-9	14-2	2nd
2000	66-8	17-1	1st
1999	40-16	11-3	1st
1998	49-15	12-5	2nd
1997	55-19	14-4	2nd
1996	50-20	17-5	1st
1995	43-23	12-4	1st
Totals	1,395-344-2	376-87	

GASSO'S POSTSEASON APPEARANCES

2022	National Champions
	Women's College World Series
	NCAA Super Regional
	NCAA Regional
2021	National Champions
	Women's College World Series
	NCAA Super Regional
	NCAA Regional
2019	Women's College World Series
	NCAA Super Regional
	NCAA Regional
2018	Women's College World Series
	NCAA Super Regional
	NCAA Regional
2017	National Champions
	Women's College World Series
	NCAA Super Regional
	NCAA Regional
2016	National Champions
	Women's College World Series
	NCAA Super Regional
	NCAA Regional
2015	NCAA Super Regional
	NCAA Regional
2014	Women's College World Series
	NCAA Super Regional
	NCAA Regional
2013	National Champions
	Women's College World Series
	NCAA Super Regional
	NCAA Regional
2012	Women's College World Series
	NCAA Super Regional
	NCAA Regional
2011	Women's College World Series
	NCAA Super Regional
	NCAA Regional
2010	NCAA Super Regional
	NCAA Regional
2009	NCAA Regional
2008	NCAA Super Regional
	NCAA Regional
2007	NCAA Super Regional
	NCAA Regional
2006	NCAA Regional
2005	NCAA Super Regional
	NCAA Regional
2004	Women's College World Series
	NCAA Regional
2003	Women's College World Series
	NCAA Regional
2002	Women's College World Series
	NCAA Regional
2001	Women's College World Series
	NCAA Regional
2000	National Champions
	Women's College World Series
	NCAA Regional
1999	NCAA Regional
1998	NCAA Regional
1997	NCAA Regional
1996	NCAA Regional
1995	NCAA Regional



GASSO'S YEAR-BY-YEAR AT OKLAHOMA

Year	Overall	Pct.	Big 12	Pct.	Postseason
1995	43-23	.652	—	—	NCAA Regional Final
1996	50-20	.704	17-5	.773	NCAA Regional Final
1997	55-19	.743	14-4	.778	NCAA Regional (third)
1998	49-15	.766	12-5	.706	NCAA Regional Final
1999	40-16	.714	11-3	.786	NCAA Regional Final
2000	66-8	.892	17-1	.945	NCAA Regional Champions, WCWS National Champions
2001	50-9	.848	14-2	.875	NCAA Regional Champions, WCWS
2002	49-16	.753	14-2	.875	NCAA Regional Champions, WCWS
2003	47-14	.770	12-6	.666	NCAA Regional Champions, WCWS
2004	45-22-1	.652	11-7	.611	NCAA Regional Champions, WCWS
2005	50-17	.746	12-6	.666	NCAA Regional Champions, NCAA Super Regional
2006	40-21-1	.653	8-10	.444	NCAA Regional Final
2007	55-8	.873	14-4	.778	NCAA Regional Champions, NCAA Super Regional
2008	47-14	.770	16-2	.889	NCAA Regional Champions, NCAA Super Regional
2009	41-16	.719	14-4	.778	NCAA Regional
2010	47-12	.797	13-3	.813	NCAA Regional Champions, NCAA Super Regional
2011	43-19	.694	10-8	.556	NCAA Regional Champions, NCAA Super Regional Champions, WCWS
2012	54-10	.844	19-5	.792	NCAA Regional Champions, NCAA Super Regional Champions, WCWS
2013	57-4	.934	15-2	.882	Big 12 Champs, NCAA Regional Champs, NCAA Super Regional Champs, WCWS National Champs
2014	51-13	.797	16-2	.889	NCAA Regional Champions, NCAA Super Regional Champions, WCWS
2015	49-9	.845	14-2	.875	NCAA Regional Champions, NCAA Super Regional
2016	57-8	.877	17-1	.944	Big 12 Champs, NCAA Regional Champs, NCAA Super Regional Champs, WCWS National Champs
2017	61-9	.871	17-1	.944	Big 12 Champs, NCAA Regional Champs, NCAA Super Regional Champs, WCWS National Champs
2018	57-5	.919	18-0	1.000	Big 12 Champs, NCAA Regional Champs, NCAA Super Regional Champs, WCWS
2019	57-6	.905	18-0	1.000	Big 12 Champs, NCAA Regional Champs, NCAA Super Regional Champs, WCWS
2020	20-4	.833	—	—	—
2021	56-4	.933	16-1	.941	Big 12 Champs, NCAA Regional Champs, NCAA Super Regional Champs, WCWS National Champs
2022	59-3	.951	17-1	.944	Big 12 Champs, NCAA Regional Champs, NCAA Super Regional Champs, WCWS National Champs
TOTALS	1,395-344-2	.801	376-87	.812	27 NCAA Tournament Appearances, 6 National Championships

GASSO VS. OPPONENTS AT OKLAHOMA

Abilene Christian.....	5-0	Georgia Tech.....	0-1	Nebraska.....	32-22	Southern Mississippi.....	2-3
Alabama.....	8-10	Grand Canyon.....	6-0	Nevada.....	4-0	Southern Utah.....	3-0
Appalachian State.....	2-0	Harvard.....	3-0	New Mexico.....	7-0	St. Gregory's.....	5-0
Arizona.....	17-24	Hawaii.....	5-2	New Mexico State.....	10-1	St. Mary's.....	1-0
Arizona State.....	12-4	Hofstra.....	1-1	Nicholls State.....	5-0	Stanford.....	2-3
Arkansas.....	25-2	Houston.....	12-1	North Carolina.....	6-0	Stephen F. Austin.....	7-0
Arkansas-Pine Bluff.....	3-0	Illinois.....	5-0-1	North Carolina State.....	2-2	Syracuse.....	6-0
Auburn.....	6-2	Illinois Chicago.....	8-1	North Dakota State.....	3-2	Tarleton State.....	2-0
Austin Peay.....	1-0	Illinois State.....	9-0	North Texas.....	30-1	Temple.....	3-0
Baylor.....	62-10	Incarnate Word.....	1-0	Northern Colorado.....	2-0	Tennessee.....	6-5
Bethune-Cookman.....	1-0	Indiana.....	8-0-1	Northern Illinois.....	3-0	Tennessee Tech.....	1-0
Birmingham-Southern.....	2-0	Indiana State.....	1-0	Northern Iowa.....	5-0	Texas.....	53-25
Boise State.....	3-0	Iona.....	1-0	Northwestern.....	19-2	Texas A&M.....	44-13
Boston University.....	3-1	Iowa.....	6-2	Northwestern State.....	7-0	Texas A&M Corpus Christi.....	2-0
Bowling Green.....	1-0	Iowa State.....	67-4	Notre Dame.....	5-4	Texas Arlington.....	4-0
Bradley.....	1-0	IPFW.....	2-0	Ohio State.....	3-0	Texas Lutheran.....	1-0
Bryant.....	2-0	James Madison.....	2-1	Oklahoma Christian.....	5-0	Texas San Antonio.....	3-1
BYU.....	8-0	Kansas.....	64-13	Oklahoma City.....	12-4	Texas State.....	5-0
Cal.....	6-4	Kent State.....	4-0	Oklahoma State.....	71-14	Texas Tech.....	63-7
Cal Poly.....	5-2	Kentucky.....	8-1	Omaha.....	2-0	Troy.....	2-0
Cal State Bakersfield.....	2-0	Lamar.....	1-0	Oregon.....	9-3	Tulsa.....	39-10
Cal State Fullerton.....	8-5	Lehigh.....	3-0	Oregon State.....	15-3	UAB.....	10-1
Cal State Northridge.....	8-2	Liberty.....	3-0	Pacific.....	8-0	UCF.....	2-0
Centenary.....	6-0	Lipscomb.....	3-0	Penn State.....	3-1	UC Davis.....	1-0
Central Arizona.....	1-1	Long Beach State.....	11-1	Pittsburgh.....	1-0	UC Riverside.....	3-0
Central Arkansas.....	9-0	Louisiana (Lafayette).....	13-10	Portland State.....	1-0	UC San Diego.....	1-0
Central Michigan.....	1-1	Louisiana Monroe.....	11-1	Prairie View A&M.....	1-0	UC Santa Barbara.....	7-0
Charlotte.....	1-0	Louisiana Tech.....	6-1	Princeton.....	1-0	UCLA.....	7-9
Chattanooga.....	1-0	Louisville.....	6-3	Purdue.....	1-0	UMBC.....	1-0
Colgate.....	1-0	Loyola Marymount.....	7-0	Radford.....	1-0	UMKC.....	7-0
Colorado State.....	4-0	LSU.....	8-8	Rutgers.....	2-0	UNLV.....	8-3
Connecticut.....	2-0	Marist.....	1-0	Sacramento State.....	1-1	UTEP.....	4-0
Creighton.....	14-0	Maryland.....	2-0	Saint Francis.....	1-0	Utah.....	17-1
Dartmouth.....	3-0	Massachusetts.....	6-2	Saint Louis.....	3-0	Utah State.....	2-0
DePaul.....	12-5	McNeese State.....	13-2	Sam Houston State.....	7-2	Utah Valley.....	4-0
Drake.....	7-0	Memphis.....	2-0	Samford.....	2-0	Valparaiso.....	2-0
East Carolina.....	2-0	Mercer.....	1-0	San Diego.....	1-0	Villanova.....	1-0
Eastern Illinois.....	1-0	Michigan.....	6-6	San Diego State.....	11-1	Virginia.....	2-0
Evansville.....	4-0	Michigan State.....	3-0	San Jose State.....	0-1	Virginia Tech.....	1-0
Florida.....	7-1	Minnesota.....	3-3	Santa Clara.....	1-0	Washington.....	14-15
Florida Atlantic.....	3-2	Mississippi.....	6-0	Seattle.....	1-0	Weber State.....	2-0
Florida International.....	2-0	Mississippi State.....	4-0	Seton Hall.....	1-0	Western Illinois.....	1-0
Florida State.....	5-5	Missouri.....	35-14	SIU Edwardsville.....	1-0	Western Kentucky.....	2-0
Fordham.....	2-0	Missouri State.....	15-4	South Carolina.....	4-2	Western Michigan.....	3-0
Fresno State.....	8-9	Montana.....	1-0	South Florida.....	3-1	Wichita State.....	40-0
George Washington.....	1-0	Morgan State.....	1-0	Southeastern Louisiana.....	1-0	Wisconsin.....	5-3
Georgia.....	4-4	Murray State.....	1-0	Southern Illinois.....	1-1		



JENNIFER ROCHA

JENNIFER ROCHA

ASSOCIATE HEAD COACH • FIFTH SEASON • OKLAHOMA, 1999



THE ROCHA FILE

Hometown South Gate, Calif.
High School Pius X
College Oklahoma, 1999
Family Husband, Paul
..... Daughter, Eliana

COACHING HISTORY

2019-present Oklahoma
..... Associate Head Coach
2018 Florida
..... Associate Head Coach
2006-2017 Florida
..... Assistant Coach
2003-05 Wichita State
..... Assistant Coach
2002 Oregon
..... Assistant Coach
1999-2001 Oklahoma
..... Graduate Assistant

PLAYING HISTORY

1998 Virginia Roadsters
1996-98 Oklahoma
1995 Long Beach City College

CAREER ACCOLADES

- Member of 2022 NFCA National Coaching Staff of the Year and 2019, 2021 and 2022 NFCA Regional Coaching Staff of the Year
- Has coached OU to two national titles and four Big 12 titles as assistant
- Coached Jordy Bahl to 2022 NFCA Freshman of the Year, Big 12 Co-Pitcher of the Year and NFCA First Team All-America honors
- Coached Giselle Juarez to 2021 WCWS MOP, 2019 Big 12 Pitcher of the Year and '19 NFCA First Team All-America honors
- Has mentored two All-Americans and six All-Big 12 selections at OU since '19
- 2015 NFCA Assistant Coach of the Year
- Coached Florida to two NCAA titles and 11 SEC titles
- Mentored seven All-Americans at UF
- As a player and a graduate assistant at Oklahoma, contributed to six straight NCAA regional appearances, five Big 12 titles, two WCWS berths and one NCAA Championship

Jennifer Rocha was hired as the program's associate head coach and pitching coach in the summer of 2018, and recently concluded her fourth season with her alma mater in 2022.

Once a student-athlete (1996-98) and graduate assistant (1999-2001) for the Sooners, the former Jennifer Jaime led one of the most successful pitching staffs in the country in her first year on the coaching staff in 2019 and has assisted the Sooners to consecutive trips to the Women's College World Series since her return to Norman, including back-to-back national titles in 2021 and 2022.

Throughout OU's dominant 59-3 campaign in 2022, Rocha mentored a pitching staff that paced the country in ERA (1.05) and shutouts (33) and recorded eight no-hitters on the season, including two perfect games. The 33 shutouts were good for a school record, while three Sooner pitchers ranked in the top five nationally through the season in ERA: senior Hope Trautwein, sophomore Nicole May and freshman Jordy Bahl.

Bahl collected NFCA Freshman of the Year honors and NFCA First Team All-America honors for her dominant 22-1 campaign, including 205 strikeouts and 1.09 ERA. Trautwein was named All-Big 12 and to the WCWS All-Tournament Team after an impressive showing in OKC that included a 4-0 record in 22.1 IP and 16 strikeouts.

In 2021, the OU pitching staff recorded two perfect games, three no-hitters and 22 shutouts, while senior Giselle Juarez was named the WCWS Most Outstanding Player following a 5-0 record (three complete games), one shutout, 38 strikeouts and just four runs allowed (0.89 ERA) in the World Series. Juarez and fellow senior Shannon Saile were both All-Big 12 honorees and Saile was named NFCA First Team All-Central Region.

Under Rocha, the Sooners led the nation in ERA (1.40), shutouts (28) and strikeout-to-walk ratio (6.50) in 2019. Individually, all three of OU's primary pitchers ranked in the top 20 nationally in ERA, hits allowed per seven innings pitched, strikeout-to-walk ratio and strikeouts per seven innings pitched.

Juarez was named the 2019 Big 12 Pitcher of the Year,

and she was joined by Shannon Saile on the All-Big 12 Teams. Juarez and Mariah Lopez each earned NFCA First-Team All-Central Region honors, and Juarez went on to become an NFCA First-Team All-American.

Rocha returned to Oklahoma after most recently spending 13 years at Florida, where she began in 2006 as an assistant coach and was elevated to associate head coach after the 2017 season. During her tenure, the Gators won two NCAA titles (2014, 2015) and made nine Women's College World Series appearances (2008, 2009, 2010, 2011, 2013, 2014, 2015, 2017, 2018). Additionally, Florida claimed seven SEC regular season titles (2008, 2009, 2013, 2015, 2016, 2017, 2018) and four SEC Tournament titles (2008, 2009, 2013, 2018) with Rocha on staff.

Leading the Gators' pitching staff, Rocha coached seven All-Americans.

In 2015, Rocha was named NFCA Assistant Coach of the Year. She was part of five NFCA Southeast Region Coaching Staff of the Year selections and the 2015 NFCA DI National Coaching Staff of the Year.

Prior to her time at Florida, Rocha was an assistant coach at Wichita State University from 2003-05. She was an assistant at Oregon for one year before joining the Shockers.

Beginning her playing career at Long Beach City College in 1995, Rocha transferred to Oklahoma in 1996 and was a three-year letterwinner. She finished her Sooner career with a 43-17 record (.721) and a 1.46 ERA.

Rocha played professionally for the Virginia Roadsters in the Women's Professional Softball League in 1998 before returning to Oklahoma as a graduate assistant coach from 1999-2001. Overall, Rocha was part of six straight NCAA Regional appearances with the Sooners, three Big 12 regular season crowns, two Big 12 Tournament titles, two WCWS appearances and one national championship.

Rocha earned a Bachelor of Arts in sociology from OU in 1999 and a Master of Arts in human relations in 2001. She married Paul Rocha in November 2006, and the couple has one daughter, Eliana.





JT GASSO

ASSISTANT COACH • EIGHTH SEASON • EAST CENTRAL, 2011

JT Gasso has spent the past seven seasons as Oklahoma's assistant coach. His primary responsibilities are focused on working with OU's outfielders and the Sooner offense.

During Gasso's tenure, the Sooners have won six Big 12 regular season titles and three Big 12 Tournament crowns (the tournament was not played during Gasso's first season, finished in 2019 or played in 2020) while making six Women's College World Series appearances and winning four national titles.

Under Gasso's guidance, the 2022 Sooners picked up where the 2021 team left off, leading the nation in batting average (.371), home runs (155), slugging percentage (.733) and on-base percentage (.474). The team also paced the country in scoring, averaging 9.34 runs per game for a total of 579 runs, ranking third in NCAA history. The Sooners' 155 homers ranked third all-time, just three shy of second place and six shy of OU's first-place mark of 161 from 2021. The team finished with three more marks in the all-time top-five including 1,137 total bases, a 2.50 home runs-per-game average and its .733 slugging clip.

With the help of Gasso's offensive expertise, redshirt senior Jocelyn Alo concluded her career as arguably the best hitter in college softball history. Alo claimed her second straight USA Softball Collegiate Player of the Year award, among countless other accolades including being a unanimous NFCA First Team All-American and the WCWS Most Outstanding Player. Alo hit a nation-best 34 home runs and broke the NCAA career home run record during the 2022 season, finishing with a career total of 122 blasts, 27 better than second place. Alo also paced the NCAA in slugging percentage (1.212), on-base percentage (.646) and total bases (200). She ranked in the top five in the country in six additional categories, including second in RBIs (85) and batting average (.515). Sophomore Tiare Jennings beat Alo for the RBI crown in 2022 with 87 while also ranking third in homers (29) and fifth in slugging (.940) and total bases (171).

As a team, the Sooners had three players rank in the top 10 for home runs, two in the top five for on-base percentage, three in the top 10 for RBIs, slugging percentage and total bases, and a pair rank in the top 25 in batting average and hits.

Behind OU's powerful offense coupled with stellar pitching, the Sooners won their second consecutive and sixth overall national title.

Under Gasso's offensive coaching, the 2021 team rewrote the record books. The offense hit an NCAA-record 161 home runs and set NCAA records for team batting average (.405), slugging (.778), on base percentage (.490), runs scored (638) and total bases (1,279). The team also averaged a record 10.63 runs per game and 2.68 home runs per contest. Gasso helped senior Jocelyn Alo to her own record-shattering season, hitting a program-best 34 home runs en route to winning 2021 USA Softball Collegiate Player of the Year. Freshman Tiare Jennings completed the Sooner slugger sweep by winning NFCA National Freshman of the Year honors while hitting an NCAA-best and program record 25 doubles to go with 27 home runs.

The Sooners hit 34 home runs in the shortened 2020 season, tied for seventh-most in the nation. OU's 1.42 HRs-per-game average was also good for seventh in the country.

Gasso developed one of the nation's most potent offenses in 2019 as the Sooners led the country in the following statistical categories: batting average (.344), home runs per game (1.83), on-base percentage (.435) and slugging percentage (.639).

A program-record six student-athletes earned NFCA All-America accolades, including five position players in Caleigh Clifton, Sydney Romero, Falepolima Aviu, Jocelyn Alo and Grace Green. Romero was also tabbed the Big 12 Player of the Year while Green was named Big 12 Freshman of the Year.

In 2018, Gasso coached the Sooners to a nation-leading .532 slugging percentage. Additionally, Oklahoma ranked second nationally in scoring average (6.66 runs/game) and on-base percentage (.424), fourth in home runs per game (1.32) and ninth in batting average (.321).

Gasso also mentored NFCA Freshman of the Year Jocelyn Alo, who led the country with 30 home runs in 2018 to match the NCAA freshman record and the Oklahoma single-season record. Alo and Sydney Romero were both named NFCA First-Team All-Americans and were joined by Nicole Pendley, Shay Knighten, Caleigh Clifton, Kelsey Arnold and Nicole Mendes on the All-Region teams.

His first two seasons in Norman couldn't have gone any better as the Sooners won both the 2016 and 2017 national championships. He and the OU staff were named the NFCA National Coaching Staff of the Year for their efforts in 2016 and 2017.

In 2017, sophomores Caleigh Clifton and Shay Knighten were each named second-team All-Americans, while Knighten was the Big 12 Player of the Year and Nicole Mendes was tabbed Big 12 Freshman of the Year. Along with Clifton, Knighten and Mendes, Falepolima Aviu, Nicole Pendley and Sydney Romero were given All-Region honors.

The Sooners ranked ninth in the country with 6.26 runs per game, 19th in slugging percentage (.471), 21st in on-base percentage (.393) and 22nd in average (.311). The team's 605 hits and 99 doubles were fourth most in program history, while the 438 runs and 916 total bases were fifth, the 172 extra-base hits were eighth and the 211 walks were 10th most.

During the 2016 campaign, senior Erin Miller was named a second team All-American and became the first outfielder in league history to be named Big 12 Player of the Year. Shay Knighten was also tabbed a second-team All-American as she took home Big 12 Freshman of the Year honors. In addition, to Miller and Knighten, Kelsey Arnold, Caleigh Clifton, Lea Wodach, Sydney Romero and Fale Aviu all earned All-Region honors.

The team's batting average of .351 and hit total of 631 ranked second in both OU and Big 12 history; the 631 hits were 16th most in NCAA history. The offense posted the third most doubles (100) and total bases (967) in school history; the doubles total also third most in Big 12 annals. The on-base percentage of .427 ranked fourth in school and Big 12 annals, while the slugging percentage of .538, 435 runs scored, 183 extra-base hits and 14 sac flies were fifth highest in OU single season history; the runs scored ranked fifth in Big 12 history and slugging was eighth highest. OU also hit 70 home runs and walked 208 times, ranking 10th in school annals in each.

Gasso joined Oklahoma after spending one season as an assistant at Michigan State. While working with the Spartans, his primary responsibilities were focused on defensive play in the infield and hitting, while being heavily involved in recruiting and overall player development.

Prior to Michigan State, JT Gasso was a part of a first-year coaching staff which helped guide Purdue to a spot in the Big Ten Tournament quarterfinals in 2014. The program placed five players on the All-Big Ten postseason teams and a program-record six Boilers earned All-Region honors.

JT Gasso spent the 2012 and 2013 seasons as a graduate assistant at Oklahoma, where he was responsible for compiling scouting reports, game day and practice set up and assisting in hitting instruction and game planning for the team, including its 2013 national championship and 2012 national runner-up seasons. His coaching pedigree also includes time as a camp coach with national championship programs at LSU and UCLA, and at the IntenCity Sports Training Academy in Norman.

THE GASSO FILE

HometownNorman, Okla.
High SchoolCommunity Christian CollegeEast Central, 2011
FamilyWife, Andrea
.....Children, Joseph and Grace

COACHING HISTORY

2016-PresentOklahoma
.....Assistant Coach
2015Michigan State
.....Assistant Coach
2014Purdue
.....Assistant Coach
2012-13Oklahoma
.....Graduate Assistant

CAREER ACCOLADES

- Member of the 2016, 2017 and 2022 NFCA Coaching Staffs of the Year
- Mentored 15 All-Americans
- A part of nine Big 12 titles and four NCAA titles at Oklahoma
- Has mentored five Big 12 Players of the Year ('16, '17, '19, '21, '22)
- Coached Jocelyn Alo to 2021 and '22 USA Softball Collegiate Player of the Year honors with a program record 34 HRs
- Coached the OU hitters to an NCAA record 161 home runs in 2021
- Under his tutelage, Erin Miller became the first outfielder in conference history to be named the Big 12 Player of the Year in 2016
- Coached back-to-back Big 12 Players of the Year when Shay Knighten earned the honor in 2017
- Mentored 2018 NFCA Freshman of the Year Jocelyn Alo, who matched the NCAA freshman and Oklahoma single-season record at the time with 30 homers



SUPPORT STAFF



HANNAH SPARKS

VOLUNTEER ASSISTANT COACH • FIRST SEASON • OKLAHOMA, 2018

A 2017 national champion with the Sooners as a catcher and 2018 graduate of Oklahoma, Sparks enters her first year on staff with her alma mater in 2023. Sparks made over 70 appearances in the Crimson and Cream after transferring to Norman from Northwest Florida State College where she was an All-American at the NFCAA Division I level.

In her time since graduation, Sparks spent three seasons as the hitting and catching coach at Pearl River Community College in Poplarville, Miss.



LAUREN FOSTER

GRADUATE ASSISTANT • FIRST SEASON • WISCONSIN, 2022

Entering her first season as a graduate assistant on Coach Gasso's staff, Foster is a 2022 graduate of Wisconsin where she started nearly 200 games in the infield for the Badgers.

The Wausau, Wis., native was a versatile player at Wisconsin, hitting nine home runs, 31 doubles and five troubles throughout her time in Madison to go with 14 stolen bases and a .954 career fielding percentage.



HOPE TRAUTWEIN

GRADUATE ASSISTANT • FIRST SEASON • OKLAHOMA, 2022

A 2022 national champion with the Sooners who struck out 157 and held a 0.77 ERA in her one season with OU, Trautwein enters her first year on head coach Patty Gasso's staff.

Trautwein, who graduate transferred to the Sooners following a record-setting career at North Texas, will assist associate head coach and pitching coach Jen Rocha with the 2023 Sooner pitching staff.



RYAN WONDRASEK

DIRECTOR OF PLAYER DEVELOPMENT • FIRST SEASON • OKLAHOMA, 2013

An Oklahoma native, Wondrasek joins OU's staff in 2023 in the newly-created position of Director of Player Development. Wondrasek will assist with technological advancements and scouting for Sooner Softball. A former head softball coach at Northwestern Oklahoma State in Alva, Wondrasek has risen through the college ranks with stops at Seward County CC, Nebraska-Omaha and St. Gregory's (OK).

Prior to Wondrasek joining the St. Gregory's staff, he spent time as an assistant baseball coach on Norman North High School.

Wondrasek graduated from the University of Oklahoma in 2013 and finished his Master's Degree at East Central University in 2016 in Secondary Education and Sports Administration at East Central University.



SUPPORT STAFF

ACADEMICS

Kaitlin Buteyn, Senior Academic Advisor

ATHLETIC MEDICINE

Maura Kennedy, Athletic Trainer

COMMUNICATIONS

Patrick Dunn, Assistant Director

DIGITAL STRATEGY

Becca Opheim, Assistant AD

Erica Slife, Director

EQUIPMENT

Garrett Voelker, Assistant Equipment Manager

EVENT & GAME OPERATIONS

Bryant Houk, Assistant AD

Natalie Davis, Associate Director

FIELDS & GROUNDS

Jason Faires, Director

Scott Black, Landscape & Grounds Tech

GRAPHIC DESIGN

Scott Matthews, Director

Jordyn Rochon, Assistant Director

Connor Spensley, Assistant Director

MARKETING

Caitlin Fournier, Director

NUTRITION

Brooke Helms, Director of Sports Nutrition

OPERATIONS

Jackie Livingston, Director of Operations

Kylie Lundberg, Office Manager

SOONERVISION

Jacob Potter, Associate AD

Richard Mardis, Director/Editor

Max Toperzer, Creative Director

Grant Wade, Producer/Editor

Davis Kuck, Director of Big Screens/Game Entertainment

Craig Moore, Director of Engineering

Joel Manning, Field EIC

STRENGTH AND CONDITIONING

Stratton Kim, Strength and Conditioning

TICKET OFFICE

Marindia Turner, Director of Ticket Operations





JOE CASTIGLIONE

VICE PRESIDENT FOR INTERCOLLEGIATE ATHLETICS PROGRAMS & DIRECTOR OF ATHLETICS

It would be difficult to find an athletics administrator who has experienced the long-term success at a legendary program that Joe Castiglione has had at the University of Oklahoma. However, it was his response to the COVID-19 pandemic that demonstrated the leader he really is.

As the pandemic arrived, then continued to worsen, Castiglione helped lead the department

through the sudden ending of the academics and athletics year with a calm and determined approach. His leadership gave OU's student-athletes, coaches and staff reasons to be confident that the Sooners would get through the challenges that awaited.

Now in his 24th year, he leads an OU Athletics Department that hardly resembles the one that welcomed him in July of 1998. In fact, the Sooners have won 20 of their 39 team national championships since he arrived in Norman. He has celebrated 97 conference titles in that same period. Those numbers would surely be higher if the 2019-20 year had not had winter and spring postseason events wiped out. It's more than success that sets his tenure apart — it is the consistency of that success that makes the department stand out from others.

By creating a positive culture based on core values, a dynamic vision and a collaborative spirit, Castiglione has made OU Athletics a "destination of choice" and a world-class experience for student-athlete development.

The 2020-21 academic year yielded another accomplished campaign in school history. OU's fifth softball national championship (fourth in the last eight years) led the way, while three other teams (men's golf and men's and women's gymnastics) were national runners-up. Football won its sixth consecutive conference crown, softball and men's gymnastics their ninth straight and wrestling its first since 2002. Softball's Jocelyn Alo was named the 2021 USA Softball Collegiate Player of the Year while Anastasia Webb was named the Honda Sport Award Winner for gymnastics. Webb was also honored as the 2020-21 Big 12 Female Athlete of the Year, giving OU 10 of the last 19 Big 12 Athletes of the Year.

The Learfield Director's Cup recognizes overall program excellence. The Sooners have ranked among the top 25 in 18 of his 23 years, finishing 24th in 2020-21. (With the interruption of competition schedules, the Learfield Director's Cup was not awarded for 2019-20.)

GPA numbers and graduation rates continue to set program records. The 2021 spring semester marked the 19th consecutive that OU's student-athletes as a group recorded a 3.0 or better GPA. And the latest graduation success rate report (2020-21) reflects an OU-record 89% figure.

OU Athletics, one of the few remaining self-sustaining departments nationally, has been a model of fiscal responsibility, closing the books in the black in each of his first 22 years, including the pandemic-shortened 2019-20 season. Castiglione's responsible approach has benefited the general campus. Through direct and indirect support, the athletics department provides more than \$9 million annually to OU's academics budget. It also established an endowment at Bizzell Library and partnered with the president's office to eliminate the admission fee at OU's internationally known Fred Jones Jr. Museum of Art.

Athletics facilities improvement and construction have been carried out at a record pace and Castiglione takes pride in the fact that those improvements have been funded with private donations. Castiglione was instrumental in the athletics department's major campaign, Great Expectations: The Campaign for Sooner Sports, that impacted each of OU's sports and became a national model. Gaylord Family — Oklahoma Memorial Stadium underwent a \$160 million renovation, completed prior to the 2017 season, that included enclosing the south end zone and creating new seating options for Sooner fans and new team facilities. Other improvements completed and/or planned included the opening of the Griffin Family Performance Center for men's and women's basketball at Lloyd Noble Center; a \$25 million plan to build a new softball stadium; \$15 million in renovations at baseball; and new team facilities for gymnastics and tennis. The \$75 million

Headington Hall provides housing for the general student population as well as student-athletes. The state-of-the-art building opened in August 2013 and won the President's Trophy as the outstanding housing unit on campus four times. It makes OU the leader in providing an engaging community living option for OU students.

Castiglione was named Co-National Athletic Director of the Year in May 2018 by the Sports Business Journal. He had won the award in 2009 and been a finalist in 2016. A survey conducted by Sports Illustrated in the summer of 2017 named him the best athletics director in the country and Stadium selected him in 2020 as the nation's top AD. Other awards and honors include the 2018 Katha Quinn Award (U.S. Basketball Writers of America); 2018 induction into the Oklahoma Sports Hall of Fame; the 2013 John L. Toner Award (National Football Foundation and College Hall of Fame); Carl Maddox Sports Management Award (United States Sports Academy); 2000 and 2018 Athletics Director of the Year (NACDA); 2004 Athletics Director of the Year (Bobby Dodd Foundation); 2003 induction into the National Association of Collegiate Marketing Administrators Hall of Fame; and the 2001 General Robert R. Neyland Athletic Director Award for lifetime achievement (All-American Football Foundation).

He completed a master's of education degree in May 2007 and became an adjunct professor in OU's Jeannine Rainbolt College of Education, teaching graduate classes in marketing, development and leadership in higher education. He serves on the college's board of advocates and received the "Award of Distinction" given by the college in 2019. He was recognized for his distinguished service by OU's College of Arts and Sciences and was named a Price College Distinguished Partner in 2018.

Hired on April 30, 1998, Castiglione previously served as athletics director at Missouri for more than five years. His career began as the sports promotions director at Rice. Other stops included director of athletic fund-raising at Georgetown, then director of communications and marketing at Missouri. He marked his 25th year of serving student-athletes as an athletics director with the 2018-19 academic year.

A 1979 Maryland graduate, Castiglione received the university's Distinguished Alumnus Award in April 2007 and was inducted into the State of Missouri's Sports Hall of Fame in November 2015.

He completed a term on the College Football Playoff Committee in January 2021, making him the only person in history to serve on that committee as well as the NCAA Division I Men's Basketball and Baseball committees. He has served on multiple NCAA committees and commissions including the NCAA's Board of Governor's Commission to Combat Sexual Violence on Campus, NCAA Championship/Competition Cabinet, the NCAA Division I Women's Basketball Discussion Group and the United States Olympic Committee Athlete Career and Education Strategic Working Group. He also serves on the Gatorade Collegiate Advisory Board and the National Football Foundation and College Football Hall of Fame Board of Directors.

Castiglione is a past president of both the Division I-A Athletic Directors Association and NACDA. He also served three terms as the chair of the Big 12 Board of Athletics Directors. A former member of the Phi Delta Theta Foundation Board of Trustees, he is a highly requested speaker at annual conventions and continuing education institutes. In November 2011, his hometown recognized him by selecting him for the Broward County (Fla.) Sports Hall of Fame.

Locally, he served the United Way of Norman, among other organizations. His third term as OU's campus co-chair resulted in the highest recorded contributions ever by faculty, staff and students to the United Way of Norman's annual campaign. He encourages student-athletes and athletics staff to participate in those efforts as well, and in 2018-19, OU Athletics representatives logged more than 5,000 hours of community service.

A native of Fort Lauderdale, Fla., Castiglione is married to the former Kristen Bartel, a 1990 graduate of the University of Missouri. They are the parents of two sons, Joseph Jr., who earned a Bachelor of Business Administration degree and a master's degree from OU in 2019 and 2021, respectively, and Jonathan, who is an OU junior.



UNIVERSITY PRESIDENT

JOSEPH HARROZ, JR.

15TH PRESIDENT, UNIVERSITY OF OKLAHOMA



Serving the University of Oklahoma for over 25 years in various leadership roles, Joseph Harroz Jr. was named the 15th president of OU on May 9, 2020. Harroz's previous service to the university includes a one-year term as interim president, nine years as dean of the College of Law and 12 years as general counsel.

As president of OU, Harroz led the development of the university's Strategic Plan — a comprehensive strategy that

positions OU as one of the nation's leading public research universities marked by a transformative student experience. At the heart of the plan is the university's fundamental purpose — We Change Lives; three small but powerful words that carry deep meaning. The complete Strategic Plan is available at www.ou.edu/leadon.

Under Harroz's leadership, OU is making strides toward the fulfillment of the Strategic Plan. In fall 2020, OU welcomed its third-largest class in its 130-year history — 35% of which is comprised by historically underrepresented minority groups. OU's research landscape has progressed tremendously in the past year, with OU reaching a record-high \$445.9 million in research awards earned through grants and external funding by OU faculty and staff in fiscal year 2020. Oklahoma health care is taking a major step forward with the historic merger formalized in June 2021 between OU and University Hospitals Authority and Trust to join their clinics and hospitals into Oklahoma's first comprehensive academic health system — OU Health. It offers a seamless patient experience with improved outcomes, research-driven care, and access to the latest treatments found nowhere else in the state.




Throughout his term as dean of OU Law, the college earned national recognition, including the highest-ever U.S. News & World Report ranking by any Oklahoma law school and the first law school in the nation to achieve Apple Distinguished School status from Apple, Inc.

A native Oklahoman, Harroz graduated Phi Beta Kappa from OU in 1989 with a Bachelor of Arts degree in economics and a minor in zoology. He earned his J.D. in 1992 from Georgetown University Law Center.



ATHLETICS ADMINISTRATION



	JOE CASTIGLIONE Vice President for Intercollegiate Athletics Programs and Director of Athletics
	LARRY NAIFEH Executive Deputy Athletics Director, Chief of Operations and Legal Affairs
	JASON LEONARD Executive Director of Compliance
	ARMANI DAWKINS Deputy Athletics Director, Chief of Staff and Administration
	MARCUS BOWMAN Deputy AD, Chief Financial Officer and Business Strategy
	DR. CAROL LUDVIGSON Deputy Athletics Director, Student-Athlete Experience
	MIKE MEADE Senior Associate AD, Academic Services
	LEAH BEASLEY Executive Associate AD, External Engagement
	SUNA CICEKLI Assistant AD, People and Culture
	TOBY BALDWIN Executive Assoc. AD, NIL and Operational Advancement
	GREG TIPTON Executive Associate AD, Facilities and Events

	McK WILLIAMS Associate AD, Ticketing and Advancement Services
	BRAD CAMP Assistant AD, Internal Operations
	DANNY DAVIS Assistant AD, Facility Operations
	DR. NICOLE BEEN Associate AD, Diversity, Equity and Inclusion
	MIKE HOUCK Associate AD, Strategic Communications
	TYLER COFER Associate AD, Fan Engagement & Production
	MATT SCHAEPERKOETTER Senior Associate AD, Athletics Advancement
	BRYANT HOUK Assistant AD, Event and Game Operations
	JACOB POTTER Associate Athletics Director, Video Services
	GREGG GARN Faculty Athletics Representative

OU ATHLETICS DEPARTMENT

The mission of the University of Oklahoma Athletics Department is to inspire champions today and prepare leaders for tomorrow by providing an excellent environment to enable student-athletes to achieve their highest academic, athletic and personal aspirations.

CORE VALUES

Masterful Accountable Gracious Inclusive Competitive

PHILOSOPHY

The University of Oklahoma Athletics Department promotes excellence in athletics without compromising excellence in academics or integrity in its commitment to rules or conduct. Student-athletes

are encouraged by the coaching and administrative staff to maintain a balance between athletics, academics and the social aspects of college.

It is believed that athletics participation gives an added dimension to the student's overall college experience and provides an opportunity for social, moral, emotional and cultural growth and development.

The athletics programs strive to create traits that, once acquired, will carry over and benefit student-athletes in their personal and professional endeavors. The University of Oklahoma maintains a tradition of excellence in intercollegiate sports.

The OU Athletics Department continues to uphold this tradition by striving to make each athletics team and individual of championship caliber. Its staff members work to instill in student-athletes an appreciation for hard work, perseverance and pride in accomplishment. These attributes will be utilized throughout the student-athlete's life.



2022 REVIEW





2022 RESULTS

59-3 OVERALL (17-1 BIG 12, 17-0 HOME, 17-1 AWAY, 25-2 NEUTRAL)

Date	Opponent	W	Score	L	Innings	Overall	Conference	Pitcher of Record	Attendance	Time
Feb 10, 2022	at UC Santa Barbara	W	14-0		5	1-0-0	0-0-0	Bahl, J. (W 1-0)	256	2:15
Feb 11, 2022	vs Loyola Marymount !	W	5-0		7	2-0-0	0-0-0	Trautwein, H (W 1-0)	300	2:14
Feb 11, 2022	vs Mississippi State !	W	9-0		5	3-0-0	0-0-0	May, N. (W 1-0)	300	1:48
Feb 12, 2022	vs #3 UCLA !	W	4-1		7	4-0-0	0-0-0	Bahl, J. (W 2-0)	1000	2:51
Feb 13, 2022	vs UC-San Diego !	W	8-0		5	5-0-0	0-0-0	Trautwein, H (W 2-0)	350	2:01
Feb 18, 2022	vs McNeese #	W	15-1		5	6-0-0	0-0-0	Bahl, J. (W 3-0)	0	1:50
Feb 18, 2022	at Houston #	W	8-0		5	7-0-0	0-0-0	May, N. (W 2-0)	0	1:41
Feb 19, 2022	vs McNeese #	W	11-0		5	8-0-0	0-0-0	Trautwein, H (W 3-0)	0	1:22
Feb 19, 2022	at Houston #	W	13-0		5	9-0-0	0-0-0	Bahl, J. (W 4-0)	0	2:17
Feb 20, 2022	vs Texas State #	W	8-0		5	10-0-0	0-0-0	May, N. (W 3-0)	0	1:20
Feb 25, 2022	vs Cal State Fullerton ^	W	10-0		6	11-0-0	0-0-0	Bahl, J. (W 5-0)	800	2:04
Feb 25, 2022	vs Long Beach State ^	W	11-3		5	12-0-0	0-0-0	May, N. (W 4-0)	850	2:02
Feb 26, 2022	vs #8 Arizona ^	W	10-2		5	13-0-0	0-0-0	May, N. (W 5-0)	850	1:45
Feb 26, 2022	vs #17 Tennessee ^	W	9-8	(10)		14-0-0	0-0-0	Bahl, J. (W 6-0)	2000	3:39
Feb 27, 2022	vs Utah ^	W	2-1		7	15-0-0	0-0-0	Trautwein, H (W 4-0)	800	1:54
Mar 07, 2022	MINNESOTA	W	9-1		5	16-0-0	0-0-0	Bahl, J. (W 7-0)	1531	2:08
Mar 10, 2022	vs Baylor &	W	12-3		5	17-0-0	0-0-0	May, N. (W 6-0)	0	1:45
Mar 11, 2022	vs California &	W	8-0		5	18-0-0	0-0-0	Bahl, J. (W 8-0)	0	1:35
Mar 11, 2022	at Hawaii &	W	11-0		6	19-0-0	0-0-0	Trautwein, H (W 5-0)	1200	2:15
Mar 12, 2022	at Hawaii &	W	9-0		5	20-0-0	0-0-0	May, N. (W 7-0)	0	1:17
Mar 18, 2022	vs Sam Houston +	W	10-1		5	21-0-0	0-0-0	Trautwein, H (W 6-0)	4718	2:00
Mar 18, 2022	vs Indiana +	W	15-1		5	22-0-0	0-0-0	Bahl, J. (W 9-0)	4718	1:58
Mar 19, 2022	vs San Diego +	W	11-0		5	23-0-0	0-0-0	May, N. (W 8-0)	4936	2:05
Mar 19, 2022	vs Houston +	W	8-0		5	24-0-0	0-0-0	Trautwein, H (W 7-0)	4936	1:48
Mar 20, 2022	vs Iowa +	W	20-0		5	25-0-0	0-0-0	Bahl, J. (W 10-0)	3246	2:03
Mar 22, 2022	at #8 Kentucky	W	9-1		6	26-0-0	0-0-0	Bahl, J. (W 11-0)	2117	2:24
* Mar 25, 2022	BAYLOR	W	9-1		5	27-0-0	1-0-0	Bahl, J. (W 11-0)	1782	1:56
* Mar 26, 2022	BAYLOR	W	8-0		5	28-0-0	2-0-0	May, N. (W 9-0)	1717	2:00
* Mar 27, 2022	BAYLOR	W	3-1		7	29-0-0	3-0-0	Trautwein, H (W 8-0)	1689	2:22
Mar 29, 2022	WICHITA STATE	W	10-1		5	30-0-0	3-0-0	Bahl, J. (W 13-0)	1586	1:56
Apr 01, 2022	UAB	W	11-1		5	31-0-0	3-0-0	Bahl, J. (W 14-0)	1653	1:52
Apr 02, 2022	UAB	W	2-0		7	32-0-0	3-0-0	Trautwein, H (W 9-0)	1708	1:35
Apr 06, 2022	TULSA	W	9-0		5	33-0-0	3-0-0	May, N. (W 10-0)	1700	1:33
* Apr 08, 2022	at Texas Tech	W	11-0		5	34-0-0	4-0-0	Bahl, J. (W 15-0)	1100	1:58
* Apr 09, 2022	at Texas Tech	W	11-0		5	35-0-0	5-0-0	Trautwein, H (W 10-0)	1209	1:46
* Apr 10, 2022	at Texas Tech	W	21-0		5	36-0-0	6-0-0	May, N. (W 11-0)	1260	1:55
* Apr 14, 2022	at #18 Texas	W	3-0		7	37-0-0	7-0-0	Bahl, J. (W 16-0)	1498	2:18
* Apr 15, 2022	at #18 Texas	W	9-1		5	38-0-0	8-0-0	Trautwein, H (W 11-0)	1687	1:58
* Apr 16, 2022	at #18 Texas	L	2-4		7	38-1-0	8-1-0	Bahl, J. (W 16-1)	1698	2:17
Apr 20, 2022	at North Texas	W	10-0		6	39-1-0	8-1-0	Bahl, J. (W 17-1)	476	2:08
* Apr 22, 2022	IOWA STATE-1	W	6-4		7	40-1-0	9-1-0	Bahl, J. (W 18-1)	1650	2:38
* Apr 22, 2022	IOWA STATE-2	W	9-0		5	41-1-0	10-1-0	Trautwein, H (W 12-0)	1780	2:15
* Apr 23, 2022	IOWA STATE	W	9-0		5	42-1-0	11-1-0	Bahl, J. (W 19-1)	1695	1:41
* Apr 29, 2022	at Kansas	W	7-0		7	43-1-0	12-1-0	Bahl, J. (W 20-1)	1084	1:56
* Apr 30, 2022	at Kansas	W	19-0		5	44-1-0	13-1-0	Trautwein, H (W 13-0)	1204	2:02
* May 01, 2022	at Kansas	W	9-1		7	45-1-0	14-1-0	May, N. (W 12-0)	1224	2:16
* May 05, 2022	#7 OKLAHOMA STATE	W	7-1		7	46-1-0	15-1-0	Bahl, J. (W 21-1)	1759	2:27
* May 06, 2022	#7 OKLAHOMA STATE	W	6-0		7	47-1-0	16-1-0	Trautwein, H (W 14-0)	1805	2:28
* May 07, 2022	#7 OKLAHOMA STATE	W	5-3		7	48-1-0	17-1-0	Trautwein, H (W 15-0)	1770	2:27
May 13, 2022	vs Iowa State	W	5-0		7	49-1-0	17-1-0	Trautwein, H (W 16-0)	3996	2:02
May 14, 2022	vs Oklahoma State	L	3-4	(8)		49-2-0	17-1-0	Trautwein, H (L 16-1)	5410	2:57
May 20, 2022	PRAIRIE VIEW A&M -	W	14-0		5	50-2-0	17-1-0	May, N. (W 13-0)	1677	2:13
May 21, 2022	TEXAS A&M -	W	3-2		7	51-2-0	17-1-0	Trautwein, H (W 17-1)	1640	2:11
May 22, 2022	at Texas A&M -	W	20-0		5	52-2-0	17-1-0	May, N. (W 14-0)	1640	2:23
May 27, 2022	UCF <	W	8-0		5	53-2-0	17-1-0	Trautwein, H (W 18-1)	1659	1:52
May 28, 2022	UCF <	W	7-1		7	54-2-0	17-1-0	May, N. (W 15-0)	1704	2:46
Jun 02, 2022	vs #9 Northwestern \$	W	13-2		5	55-2-0	17-1-0	Trautwein, H (W 19-1)	12282	2:12
Jun 04, 2022	vs #16 Texas \$	W	7-2		7	56-2-0	17-1-0	Trautwein, H (W 20-1)	12533	2:31
Jun 06, 2022	vs #5 UCLA \$	L	3-7		7	56-3-0	17-1-0	May, N. (L 15-1)	11836	2:42
Jun 06, 2022	vs #5 UCLA \$	W	15-0		5	57-3-0	17-1-0	Trautwein, H (W 21-1)	11836	2:00
Jun 08, 2022	vs #16 Texas \$	W	16-1		7	58-3-0	17-1-0	Trautwein, H (W 22-1)	12234	3:01
Jun 09, 2022	vs #16 Texas \$	W	10-5		7	59-3-0	17-1-0	Bahl, J. (W 22-1)	12257	3:02

() extra inning game

* Big 12 game

! Mark Campbell Invitational (Irvine, Calif.) | # Houston Classic (Houston, Texas)

^ Mary Nutter Collegiate Classic (Cathedral City, Calif.) | & Rainbow Wahine Classic (Honolulu, Hawaii) | + Hall of Fame Classic (Oklahoma City, Okla.) |

- NCAA Regional (Norman, Okla.) | < NCAA Super Regional (Norman, Okla.) | \$ Women's College World Series (Norman)

2022 STATISTICS



2022 STATS | 59-3 OVERALL (17-1 BIG 12, 17-0 HOME, 17-1 AWAY, 25-2 NEUTRAL)

Player	Avg.	GP-GS	AB	R	H	2B	3B	HR	RBI	TB	SLG%	BB	HP	SO	GDP	OB%	SF	SH	SB-ATT	PO	A	E	FLD%
Alo, Jocelyn	.515	62-62	165	84	85	13	0	34	85	200	1.212	54	9	19	2	.646	1	1	2-5	3	0	0	1.000
Coleman, Jayda	.424	62-62	144	70	61	9	1	8	40	96	.667	52	5	14	0	.584	1	0	13-15	49	4	0	1.000
Boone, Rylie	.408	60-48	125	43	51	5	1	2	27	64	.512	6	1	7	0	.439	0	1	4-7	32	3	2	.946
Lyons, Grace	.401	62-61	177	67	71	7	3	23	70	153	.864	22	8	12	0	.479	4	1	9-10	64	80	6	.960
Jennings, Tiare	.401	62-62	182	83	73	8	1	29	87	170	.934	39	1	13	2	.507	1	0	8-9	56	73	3	.977
Brito, Alyssa	.368	61-50	136	46	50	7	1	14	46	101	.743	18	4	21	0	.447	3	1	3-5	56	2	5	.921
Snow, Taylon	.355	58-50	124	35	44	8	1	4	34	66	.532	14	3	12	0	.430	1	2	5-6	217	4	0	1.000
Johns, Jana	.324	61-60	142	47	46	9	0	13	51	94	.662	24	18	16	2	.476	1	3	4-5	41	71	10	.918
Nugent, Sophia	.294	23-1	17	3	5	2	0	1	5	10	.588	5	0	4	1	.435	1	0	0-0	39	1	0	1.000
Elam, Lynnsie	.288	58-37	118	25	34	6	0	14	44	82	.695	6	3	17	0	.336	1	0	0-0	230	10	0	1.000
Hansen, Kinzie	.273	52-41	121	26	33	6	0	8	29	63	.521	7	2	11	3	.313	4	0	1-1	253	17	2	.993
Donihoo, Mackenzie	.250	31-18	48	13	12	1	0	1	14	16	.333	7	2	11	1	.344	4	1	2-3	11	0	2	.846
Coleman, Turiya	.231	22-0	13	7	3	0	0	1	5	6	.462	0	1	4	0	.286	0	0	2-2	0	0	1	.000
Green, Grace	.207	29-5	29	10	6	0	0	3	10	15	.517	10	0	0	1	.410	0	0	1-1	19	0	0	1.000
Bahl, Jordy	.125	6-2	8	1	1	0	0	0	1	1	.125	0	0	0	0	.125	0	0	0-0	6	37	2	.956
Coor, Hannah	.000	40-0	2	19	0	0	0	0	0	0	.000	4	0	0	0	.667	0	0	6-8	2	0	0	1.000
Totals	.371	62	1551	579	575	81	8	155	548	1137	.733	268	57	161	12	.474	22	10	60-77	1083	328	33	.977
Opponents	.144	62	1235	65	178	33	2	15	58	260	.211	21	25	463	11	.234	5	11	13-22	998	391	78	.947

LOB - Team (336), Opp (252). DPs turned - Team (18), Opp (22). TPs turned - Team (0), Opp (1). CI - Team (0), Opp (2). IBB - Team (2), Alo, J. 2

	ERA	W-L	APP	GS	CG	SHO	SV	IP	H	R	ER	BB	SO	2B	3B	HR	B/AVG	WP	HP	BK	SFA	SHA
Trautwein, Hope	0.77	22-1	32	21	12	9/7	1	126.2	51	18	14	48	157	10	1	5	.121	1	11	0	1	3
Bahl, Jordy	1.09	22-1	33	24	14	7/9	1	141.1	71	27	22	34	205	13	0	4	.145	12	9	0	2	5
May, Nicole	1.30	15-1	28	17	7	5/8	1	91.2	54	18	17	31	99	10	1	6	.170	1	5	0	2	3
McAdoo, Macy	5.25	0-0	4	0	0	0/2	0	1.1	2	2	1	8	2	0	0	0	.333	3	0	0	0	0
Totals	1.05	59-3	62	62	33	33/12	3	361.0	178	65	54	121	463	33	2	15	.144	17	25	0	5	11
Opponents	10.63	3-59	62	62	9	0/0	1	332.2	575	579	505	268	161	81	8	155	.371	47	57	0	22	10

PB - Team (5), Hansen, K. 5, Opp (9). SBA/ATT - Trautwein, H (8-13), Elam, L. (6-12), Hansen, K. (7-10), Bahl, J. (2-6), May, N. (3-3).

CONFERENCE ONLY | 17-1 OVERALL (9-0 HOME, 8-1 AWAY)

Player	Avg.	GP-GS	AB	R	H	2B	3B	HR	RBI	TB	SLG%	BB	HP	SO	GDP	OB%	SF	SH	SB-ATT	PO	A	E	FLD%
Lyons, Grace	.451	18-18	51	17	23	2	0	5	17	40	.784	8	3	6	0	.540	1	0	2-3	27	23	1	.980
Donihoo, Mackenzie	.444	5-3	9	4	4	1	0	0	0	5	.556	3	1	1	0	.615	0	0	1-2	3	0	0	1.000
Alo, Jocelyn	.420	18-18	50	21	21	2	0	9	20	50	1.000	14	1	7	0	.545	1	0	1-1	0	0	0	.000
Coleman, Jayda	.405	18-18	37	21	15	2	0	1	8	20	.541	17	3	3	0	.614	0	0	4-5	13	3	0	1.000
Brito, Alyssa	.356	18-16	45	13	16	2	0	6	15	36	.800	4	2	6	0	.431	0	1	1-3	11	0	1	.917
Boone, Rylie	.353	18-13	34	10	12	2	0	1	7	17	.500	0	0	1	0	.353	0	0	0-0	5	2	0	1.000
Jennings, Tiare	.352	18-18	54	27	19	2	0	9	31	48	.889	13	0	7	1	.478	0	0	3-3	15	27	0	1.000
Nugent, Sophia	.333	5-0	6	0	2	2	0	0	2	4	.667	0	0	1	0	.333	0	0	0-0	6	1	0	1.000
Elam, Lynnsie	.324	17-11	37	6	12	2	0	3	12	23	.622	0	0	7	0	.316	1	0	0-0	57	2	0	1.000
Johns, Jana	.275	18-18	40	14	11	2	0	2	15	19	.475	6	7	5	0	.453	0	0	2-2	17	22	4	.907
Green, Grace	.250	7-0	4	2	1	0	0	1	3	4	1.000	3	0	0	0	.571	0	0	0-0	2	0	0	1.000
Snow, Taylon	.238	17-15	42	5	10	0	1	0	6	12	.286	2	2	4	0	.304	0	0	2-2	84	0	0	1.000
Hansen, Kinzie	.122	17-14	41	5	5	1	0	3	10	15	.366	2	1	3	1	.182	0	0	1-1	74	10	0	1.000
Coleman, Turiya	.000	6-0	3	3	0	0	0	0	1	0	.000	0	0	0	0	.000	0	0	2-2	0	0	0	.000
Coor, Hannah	.000	12-0	0	6	0	0	0	0	0	0	.000	1	0	0	0	1.000	0	0	2-3	0	0	0	.000
Totals	.333	18	453	154	151	20	1	40	147	293	.647	73	20	51	2	.444	3	1	21-27	321	115	6	.986
Opponents	.149	18	355	16	53	12	0	2	15	71	.200	42	9	119	4	.256	1	6	3-7	301	110	23	.947

LOB - Team (95), Opp (76). DPs turned - Team (9), Opp (8).

	ERA	W-L	APP	GS	CG	SHO	SV	IP	H	R	ER	BB	SO	2B	3B	HR	B/AVG	WP	HP	BK	SFA	SHA
Trautwein, Hope	0.22	7-0	9	5	3	2/2	1	32.1	11	2	1	18	35	1	0	0	.109	1	3	0	1	2
May, Nicole	1.00	3-0	7	4	1	1/2	1	21.0	13	3	3	11	13	2	0	2	.188	0	2	0	0	2
Bahl, Jordy	1.30	7-1	11	9	7	4/2	0	53.2	29	11	10	13	71	9	0	0	.157	5	4	0	0	2
Totals	0.92	17-1	18	18	11	10/3	2	107.0	53	16	14	42	119	12	0	2	.149	6	9	0	1	6
Opponents	9.28	1-17	18	18	7	0/0	0	100.1	151	154	133	73	51	20	1	40	.333	13	20	0	3	1

PB - Team (3), Hansen, K. 3, Opp (5). SBA/ATT - Elam, L. (3-5), Trautwein, H (3-4), Bahl, J. (0-3), Hansen, K. (0-2).



HITTING GAME-BY-GAME

Date	Opponent	AB	R	H	RBI	2B	3B	HR	TB	BB	IBB	SB	CS	HBPSAC	SF	GDP	K	PO	A	E	LOB	Avg	
Feb 10	at UC Santa Barbara	28	14	13	14	3	1	4	30	4	0	0	0	0	0	0	3	15	6	0	3	.464	
Feb 11	vs Loyola Marymount	25	5	7	5	1	0	2	14	4	0	3	0	2	0	0	4	21	10	0	8	.377	
Feb 11	vs Mississippi State	21	9	8	6	1	0	3	18	2	0	0	0	1	0	1	6	15	2	2	4	.378	
Feb 12	vs UCLA	29	4	8	3	1	0	0	9	1	0	0	0	1	0	1	6	21	5	1	10	.350	
Feb 13	vs UC-San Diego	22	8	9	7	1	1	0	12	7	0	4	1	1	0	1	0	3	15	2	1	9	.360
Feb 18	vs McNeese	29	15	14	13	4	0	3	27	4	0	1	0	0	0	1	0	1	15	5	1	4	.383
Feb 18	at Houston	18	8	5	5	0	0	1	8	8	0	0	1	0	0	1	0	0	15	4	0	4	.372
Feb 19	vs McNeese	21	11	11	11	1	0	4	24	1	0	0	0	0	1	1	0	1	15	4	0	1	.389
Feb 19	at Houston	25	13	12	13	1	0	4	25	10	0	0	0	2	0	2	0	2	15	3	1	11	.399
Feb 20	vs Texas State	21	8	8	8	0	0	4	20	4	0	0	1	0	0	0	1	15	10	0	4	.397	
Feb 25	vs Cal State Fullerton	28	10	11	10	2	1	4	27	7	0	0	0	0	0	1	2	18	5	0	8	.397	
Feb 25	vs Long Beach State	26	11	10	10	3	1	2	21	5	0	0	1	1	0	0	0	1	15	5	1	6	.396
Feb 26	vs Arizona	24	10	10	10	0	0	4	22	3	0	0	1	1	0	0	0	2	15	2	1	4	.397
Feb 26	vs Tennessee	36	9	9	9	0	0	5	24	4	1	0	0	3	1	1	1	6	30	8	1	10	.382
Feb 27	vs Utah	20	2	6	1	0	0	0	6	2	0	1	0	1	1	0	0	4	21	3	2	4	.378
Mar 07	MINNESOTA	19	9	8	9	2	1	0	12	8	1	0	0	0	0	0	0	2	15	4	0	6	.380
Mar 10	vs Baylor	23	12	8	12	2	0	1	13	6	0	0	0	2	0	0	1	1	15	2	0	4	.378
Mar 11	vs California	20	8	8	7	0	0	1	11	6	0	2	0	0	0	0	0	2	15	8	0	6	.379
Mar 11	at Hawaii	28	11	9	8	2	0	2	17	14	0	1	0	2	1	0	0	2	18	1	0	16	.376
Mar 12	at Hawaii	22	9	10	9	0	0	4	22	5	0	2	1	0	0	0	1	2	15	4	1	3	.379
Mar 18	vs Sam Houston	21	10	11	10	3	2	2	24	4	0	3	0	0	0	2	0	2	15	1	1	5	.385
Mar 18	vs Indiana	22	15	7	15	1	0	2	14	10	0	1	0	1	0	0	0	1	15	5	1	6	.383
Mar 19	vs San Diego	21	11	7	11	0	0	3	16	6	0	4	0	0	0	1	0	5	15	1	0	2	.381
Mar 19	vs Houston	17	8	7	8	0	0	3	16	4	0	0	0	2	0	0	1	1	15	2	0	3	.382
Mar 20	vs Iowa	30	20	17	18	4	0	6	39	6	0	2	1	0	0	0	0	3	15	3	2	4	.391
Mar 22	at Kentucky	29	9	11	9	0	0	6	29	2	0	0	0	2	0	0	0	3	18	4	2	6	.390
*Mar 25	BAYLOR	22	9	9	8	0	0	3	18	6	0	0	0	0	0	0	0	1	15	6	0	7	.391
*Mar 26	BAYLOR	22	8	9	8	4	0	0	13	7	0	2	1	1	0	0	0	6	15	5	0	8	.392
*Mar 27	BAYLOR	23	3	4	3	0	0	1	7	4	0	0	1	0	0	1	0	5	21	3	1	5	.384
Mar 29	WICHITA STATE	20	10	10	10	3	0	4	25	8	0	3	0	0	0	2	0	1	15	4	2	7	.388
Apr 01	UAB	24	11	9	11	1	0	3	19	3	0	0	0	2	0	0	1	5	15	7	2	5	.387
Apr 02	UAB	23	2	6	2	0	0	2	12	1	0	0	0	0	0	0	1	1	21	3	0	4	.383
Apr 06	TULSA	18	9	10	9	1	0	0	11	2	0	5	0	0	4	1	0	0	15	5	1	4	.387
*Apr 08	at Texas Tech	24	11	9	11	0	0	6	27	4	0	1	0	3	0	0	0	3	15	8	0	5	.387
*Apr 09	at Texas Tech	26	11	9	11	2	0	4	23	4	0	2	0	2	0	0	0	3	15	4	0	6	.386
*Apr 10	at Texas Tech	35	21	19	20	7	0	7	47	6	0	0	0	0	0	0	0	3	15	6	0	5	.392
*Apr 14	at Texas	27	3	3	3	0	0	2	9	1	0	0	1	0	0	0	0	4	21	5	0	4	.384
*Apr 15	at Texas	24	9	8	8	0	0	2	14	3	0	1	0	1	0	0	0	5	15	5	0	4	.382
*Apr 16	at Texas	23	2	2	2	0	0	1	5	0	0	0	0	2	0	0	0	3	18	6	2	2	.375
Apr 20	at North Texas	29	10	13	10	0	0	4	25	3	0	0	1	0	0	0	0	1	18	10	0	4	.377
*Apr 22	IOWA STATE	27	6	11	6	0	0	1	14	5	0	7	0	1	0	0	1	2	21	6	0	9	.378
*Apr 22	IOWA STATE	19	9	9	9	1	0	3	19	3	0	1	0	2	1	0	0	2	15	4	1	4	.380
*Apr 23	IOWA STATE	23	9	9	9	2	0	1	14	3	0	1	0	0	0	0	0	1	15	7	0	5	.380
*Apr 29	at Kansas	29	7	9	7	0	0	1	12	4	0	0	2	1	0	0	0	1	21	13	0	6	.378
*Apr 30	at Kansas	28	19	15	17	2	1	3	28	9	0	4	0	3	0	1	1	1	15	2	0	7	.382
*May 01	at Kansas	30	9	10	8	1	0	2	17	3	0	1	0	0	0	1	0	0	21	4	1	4	.381
*May 05	OKLAHOMA STATE	25	7	6	6	0	0	1	9	6	0	1	0	0	0	0	0	4	21	10	1	6	.378
*May 06	OKLAHOMA STATE	25	6	7	6	1	0	1	11	3	0	0	1	1	0	0	0	4	21	9	0	5	.376
*May 07	OKLAHOMA STATE	21	5	3	5	0	0	1	6	2	0	0	0	3	0	0	0	3	21	12	0	3	.372
May 13	vs Iowa State	26	5	9	5	1	0	1	13	1	0	0	1	0	0	0	0	0	21	1	0	4	.371
May 14	vs Oklahoma State	33	3	7	2	0	0	1	10	0	0	0	0	1	0	0	0	4	24	16	1	7	.367
May 20	PRAIRIE VIEW A&M	23	14	11	12	0	0	4	23	5	0	1	1	1	0	0	0	1	15	5	0	3	.369
May 21	TEXAS A&M	23	3	7	3	2	0	1	12	3	0	1	0	0	0	0	0	3	21	7	0	6	.368
May 22	at Texas A&M	30	20	12	20	4	0	3	25	4	0	1	0	5	0	1	0	2	15	5	0	5	.369
May 27	UCF	18	8	7	7	3	0	1	13	2	0	1	0	0	0	1	0	2	15	4	0	1	.369
May 28	at UCF	33	7	12	7	2	0	4	26	6	0	2	1	1	0	0	0	3	21	8	0	12	.369
Jun 02	vs Northwestern	22	13	11	13	1	0	2	18	6	0	0	0	1	0	0	0	4	15	2	0	4	.371
Jun 04	vs Texas	30	7	10	7	3	0	2	19	2	0	1	0	0	0	1	0	2	21	8	1	5	.370
Jun 06	vs UCLA	25	3	4	3	0	0	2	10	2	0	0	0	0	0	0	0	4	21	8	1	3	.366
Jun 06	vs UCLA	28	15	13	14	1	0	3	23	3	0	0	0	1	0	0	0	4	15	1	0	2	.368
Jun 08	vs Texas	36	16	16	16	4	0	6	38	4	0	0	0	2	0	0	0	3	21	5	1	8	.370
Jun 09	vs Texas	32	10	13	9	3	0	2	22	3	0	0	0	1	0	1	3	4	21	5	0	6	.371
Totals		1551	579	575	548	81	8	155	1137	268	2	60	17	57	10	22	12	161	1083	328	33	336	.371

PITCHING GAME-BY-GAME



Date	Opponent	IP	H	R	ER	BB	SO	2B	3B	HR	WP	BK	HBP	DP	IBB	Score	W-L	SV	ERA
Feb 10	at UC Santa Barbara	5.0	0	0	0	0	8	0	0	0	0	0	0	0	0	14-0	1-0	0	0.00
Feb 11	vs Loyola Marymount	7.0	5	0	0	1	11	2	0	0	0	0	1	1	0	5-0	2-0	1	0.00
Feb 11	vs Mississippi State	5.0	2	0	0	2	10	1	0	0	0	0	1	0	0	9-0	3-0	1	0.00
Feb 12	vs UCLA	7.0	4	1	0	3	14	0	0	0	1	0	0	0	0	4-1	4-0	1	0.00
Feb 13	vs UC-San Diego	5.0	1	0	0	0	8	0	0	0	0	0	0	0	0	8-0	5-0	1	0.00
Feb 18	vs McNeese	5.0	2	1	0	3	7	0	0	0	1	0	0	1	0	15-1	6-0	1	0.00
Feb 18	at Houston	5.0	1	0	0	2	6	0	0	0	0	0	0	0	0	8-0	7-0	1	0.00
Feb 19	vs McNeese	5.0	0	0	0	1	8	0	0	0	0	0	0	0	0	11-0	8-0	1	0.00
Feb 19	at Houston	5.0	1	0	0	3	9	0	0	0	2	0	0	0	0	13-0	9-0	1	0.00
Feb 20	vs Texas State	5.0	2	0	0	0	6	0	0	0	0	0	0	0	0	8-0	10-0	1	0.00
Feb 25	vs Cal State Fullerton	6.0	0	0	0	0	11	0	0	0	0	0	0	0	0	10-0	11-0	1	0.00
Feb 25	vs Long Beach State	5.0	6	3	1	0	6	2	0	1	0	0	0	1	0	11-3	12-0	1	0.11
Feb 26	vs Arizona	5.0	5	2	1	0	10	1	0	1	0	0	0	0	0	10-2	13-0	1	0.20
Feb 26	vs Tennessee	10.0	10	8	6	5	17	2	0	1	1	0	3	1	0	9-8	14-0	1	0.70
Feb 27	vs Utah	7.0	2	1	0	1	11	0	0	0	0	0	0	0	0	2-1	15-0	1	0.64
Mar 07	MINNESOTA	5.0	4	1	1	4	6	0	0	0	2	0	1	1	0	9-1	16-0	1	0.68
Mar 10	vs Baylor	5.0	3	3	3	1	6	1	1	0	1	0	1	0	0	12-3	17-0	1	0.87
Mar 11	vs California	5.0	3	0	0	1	6	1	0	0	0	0	0	1	0	8-0	18-0	1	0.82
Mar 11	at Hawaii	6.0	2	0	0	1	13	1	0	0	0	0	1	0	0	11-0	19-0	1	0.78
Mar 12	at Hawaii	5.0	0	0	0	1	7	0	0	0	0	0	1	0	0	9-0	20-0	1	0.74
Mar 18	vs Sam Houston	5.0	2	1	1	5	12	0	0	0	0	0	1	0	0	10-1	21-0	1	0.77
Mar 18	vs Indiana	5.0	3	1	1	0	9	0	0	1	0	0	0	0	0	15-1	22-0	1	0.80
Mar 19	vs San Diego	5.0	4	0	0	0	7	0	0	0	0	0	0	0	0	11-0	23-0	1	0.77
Mar 19	vs Houston	5.0	1	0	0	2	10	1	0	0	0	0	1	0	0	8-0	24-0	1	0.74
Mar 20	vs Iowa	5.0	0	0	0	2	8	0	0	0	0	0	0	0	0	20-0	25-0	1	0.71
Mar 22	at Kentucky	6.0	5	1	1	0	12	0	0	1	0	0	0	0	0	9-1	26-0	1	0.73
Mar 25	BAYLOR	5.0	2	1	1	1	8	1	0	0	1	0	1	0	0	9-1	27-0	1	0.75
Mar 26	BAYLOR	5.0	4	0	0	2	5	0	0	0	0	0	1	0	0	8-0	28-0	1	0.73
Mar 27	BAYLOR	7.0	1	1	0	3	13	1	0	0	0	0	1	1	0	3-1	29-0	1	0.70
Mar 29	WICHITA STATE	5.0	3	1	0	1	11	0	0	0	2	0	1	0	0	10-1	30-0	1	0.67
Apr 01	UAB	5.0	4	1	1	1	3	1	0	0	1	0	0	0	0	11-1	31-0	1	0.70
Apr 02	UAB	7.0	2	0	0	1	9	0	1	0	0	0	1	0	0	2-0	32-0	1	0.67
Apr 06	TULSA	5.0	3	0	0	2	6	2	0	0	0	0	0	0	0	9-0	33-0	1	0.65
Apr 08	at Texas Tech	5.0	2	0	0	1	5	1	0	0	0	0	0	0	0	11-0	34-0	1	0.63
Apr 09	at Texas Tech	5.0	1	0	0	4	7	0	0	0	0	0	1	1	0	11-0	35-0	1	0.62
Apr 10	at Texas Tech	5.0	0	0	0	1	5	0	0	0	0	0	0	1	0	21-0	36-0	1	0.60
Apr 14	at Texas	7.0	4	0	0	1	15	1	0	0	1	0	1	0	0	3-0	37-0	1	0.58
Apr 15	at Texas	5.0	4	1	1	4	2	1	0	1	0	0	1	1	0	9-1	38-0	1	0.60
Apr 16	at Texas	6.0	8	4	3	3	9	2	0	0	1	0	0	0	0	2-4	38-1	1	0.68
Apr 20	at North Texas	6.0	1	0	0	0	8	1	0	0	0	0	0	0	0	10-0	39-1	1	0.66
Apr 22	IOWA STATE	7.0	5	4	4	3	9	2	0	0	0	0	2	0	0	6-4	40-1	2	0.76
Apr 22	IOWA STATE	5.0	1	0	0	0	3	0	0	0	0	0	0	1	0	9-0	41-1	2	0.75
Apr 23	IOWA STATE	5.0	1	0	0	1	6	0	0	0	0	0	0	0	0	9-0	42-1	2	0.73
Apr 29	at Kansas	7.0	2	0	0	1	6	1	0	0	0	0	0	1	0	7-0	43-1	2	0.71
Apr 30	at Kansas	5.0	3	0	0	1	2	0	0	0	1	0	0	0	0	19-0	44-1	2	0.70
May 01	at Kansas	7.0	4	1	1	3	10	2	0	0	0	0	1	0	0	9-1	45-1	2	0.71
May 05	OKLAHOMA STATE	7.0	4	1	1	0	6	0	0	0	1	0	0	1	0	7-1	46-1	2	0.71
May 06	OKLAHOMA STATE	7.0	3	0	0	5	6	0	0	0	1	0	0	0	0	6-0	47-1	2	0.69
May 07	OKLAHOMA STATE	7.0	4	3	3	8	2	0	0	1	0	0	0	2	0	5-3	48-1	3	0.75
May 13	vs Iowa State	7.0	2	0	0	1	14	0	0	0	0	0	0	0	0	5-0	49-1	3	0.73
May 14	vs Oklahoma State	8.0	8	4	4	6	3	1	0	0	0	0	0	0	0	3-4	49-2	3	0.81
May 20	PRAIRIE VIEW A&M	5.0	0	0	0	1	9	0	0	0	0	0	0	0	0	14-0	50-2	3	0.80
May 21	TEXAS A&M	7.0	3	2	2	0	2	0	0	1	0	0	0	0	0	3-2	51-2	3	0.82
May 22	at Texas A&M	5.0	2	0	0	1	7	0	0	0	0	0	0	1	0	20-0	52-2	3	0.81
May 27	UCF	5.0	0	0	0	3	2	0	0	0	0	0	1	1	0	8-0	53-2	3	0.80
May 28	at UCF	7.0	3	1	1	2	4	0	0	1	0	0	0	0	0	7-1	54-2	3	0.80
Jun 02	vs Northwestern	5.0	3	2	2	5	7	0	0	1	0	0	0	0	0	13-2	55-2	3	0.83
Jun 04	vs Texas	7.0	6	2	2	2	1	1	0	1	0	0	0	0	0	7-2	56-2	3	0.86
Jun 06	vs UCLA	7.0	6	7	7	5	7	0	0	3	0	0	0	0	0	3-7	56-3	3	0.98
Jun 06	vs UCLA	5.0	2	0	0	0	6	1	0	0	0	0	0	0	0	15-0	57-3	3	0.97
Jun 08	vs Texas	7.0	3	1	1	5	3	2	0	0	0	0	1	0	0	16-1	58-3	3	0.97
Jun 09	vs Texas	7.0	6	5	5	5	4	0	0	1	0	0	1	1	0	10-5	59-3	3	1.05
Totals		361.0	178	65	54	121	463	33	2	15	17	0	25	18	0	579-65	59-3	3	1.05



SINGLE-GAME HIGHS

TEAM HIGHS

Batting

At bats.....36, 2x, MR vs. Texas (6/8)
 Runs scored..... 21 at Texas Tech (4/10)
 Hits..... 19 at Texas Tech (4/10)
 RBI20, 2x, MR vs. Texas A&M (5/22)
 Doubles..... 7 at Texas Tech (4/10)
 Triples 2 vs. Sam Houston (3/18)
 Home runs 7 at Texas Tech (4/10)
 Total bases..... 47 at Texas Tech (4/10)
 Walks 14 at Hawaii (3/11)
 Strikeouts.....6, four times
 Sacrifice hits.....4 vs. Tulsa (4/6)
 Sacrifice flies..... 2, 3x, MR vs. Wichita State (3/28)
 Stolen bases..... 7 vs. Iowa State (4/22)
 Hit by pitch.....3, four times
 Runners LOB..... 16 at Hawaii (3/11)

Fielding

Putouts..... 30 vs. Tennessee (2/26)
 Assists.....16 vs. Oklahoma State (5/14)
 Errors2, seven times
 Passed balls.....2 at Texas Tech (4/8)
 Double plays..... 2 vs. Oklahoma State (5/7)

Pitching

Innings pitched.....10.0 vs. Tennessee (2/26)
 Runs allowed8 vs. Tennessee (2/26)
 Earned runs.....7 vs. UCLA (6/6)
 Walks allowed..... 8 vs. Oklahoma State (5/7)
 Strikeouts.....17 vs. Tennessee (2/26)
 Hits allowed.....10 vs. Tennessee (2/26)
 Doubles allowed.....2, eight times
 Triples allowed..... 1, 2x, MR vs. UAB (4/2)
 Homers allowed.....3 vs. UCLA (6/6)
 Wild pitches 2, 3x, MR vs. Wichita State (3/29)
 Hit batters.....3 vs. Tennessee (2/26)

INDIVIDUAL HIGHS

Batting

At bats.....5, seven times
 Runs scored..... 5, Jocelyn Alo vs. Texas (6/8)
 Hits..... 4, 2x, MR Jennings vs. Texas (6/8)
 RBIs8, Elam vs. Iowa (3/20)
 Doubles.....2, eight times
 Triples1, eight times
 Home runs.. 3, 3x, MR Alo at Texas Tech (4/8)
 Total bases.....12, 3x, MR Alo at Texas Tech (4/8)
 Walks 4, 2x, MR Alo at Kansas (4/30)
 Sacrifice hits.....2, Jana Johns vs. Tulsa (4/6)
 Sacrifice flies.....1, 22 times
 Stolen bases.....2, five times
 Hit by pitch.....2, four times

Fielding

Putouts..... 17, Hansen vs. Tennessee (2/26)
 Assists..... 8, Lyons vs. Oklahoma State (5/14)
 Errors2, 2x, MR Johns vs. UAB (4/1)
 Passed balls..... 2, Hansen at Texas Tech (4/8)

Pitching

Innings pitched.....8.1, Bahl vs. Tennessee (2/26)
 Runs allowed6, Bahl vs. Tennessee (2/26)
 Earned runs.....4, Bahl vs. Tennessee (2/26)
 Walks allowed.....4, four times
 Strikeouts.....16, Bahl vs. Tennessee (2/26)
 Hits allowed..... 8, Bahl at Texas (4/16)
 Doubles allowed.2, four times
 Triples allowed..... 1, 2x, MR Trautwein vs. UAB (4/2)
 Homers allowed..... 1, nine times
 Wild pitches 2, 3x, MR Bahl vs. Wichita State (3/29)
 Hit batters..... 3, Bahl vs. Tennessee (2/26)

2022 BIG 12 RECAP



2022 BIG 12 POSTSEASON AWARD WINNERS

Coach of the Year
Patty Gasso, Oklahoma

Player of the Year
Jocelyn Alo, Oklahoma

Co-Pitchers of the Year
Jordy Bahl, Oklahoma
Carrie Eberle, Oklahoma State

Defensive Player of the Year
Grace Lyons, Oklahoma

Freshman of the Year
Jordy Bahl, Oklahoma

All-Big 12 First Team
McKenzie Wilson, Baylor So. OF
Jocelyn Alo, Oklahoma* Sr. UTL
Jordy Bahl, Oklahoma* Fr. P
Jayda Coleman, Oklahoma So. UTL
Tiare Jennings, Oklahoma* So. INF
Grace Lyons, Oklahoma* Sr. INF
Hope Trautwein, Oklahoma Sr. P
Miranda Elish, Oklahoma State* Gr. P
Kelly Maxwell, Oklahoma State* Jr. P
Hailey Dolcini, Texas Sr. P
Mary Iakopo, Texas Sr. C/1B
Janae Jefferson, Texas* Sr. INF

All-Big 12 Second Team
Aliyah Binford, Baylor So. P/INF
Dariana Orme, Baylor So. P
Mikayla Ramos, Iowa State Sr. C
Carli Spelhaug, Iowa State Jr. UTL
Olivia Bruno, Kansas Fr. UTL
Alyssa Brito, Oklahoma So. UTL
Katelynn Carwile, Oklahoma State So. OF
Chyenne Factor, Oklahoma State Sr. OF
Kiley Naomi, Oklahoma State Sr. INF
Sydney Pennington, Oklahoma State Gr. INF
Mia Scott, Texas Fr. INF
Alyssa Washington, Texas So. INF

All-Big 12 Freshman Team
Taylor Strain, Baylor* OF
Kaci West, Baylor* P
Angelina Allen, Iowa State* INF
Kaylee Pond, Iowa State* INF
Olivia Bruno, Kansas* UTL
Jordy Bahl, Oklahoma* P
Brianna Evans, Oklahoma State* INF
Katie Cimusz, Texas* C/1B
Mia Scott, Texas* INF
Sophia Simpson, Texas*

*Unanimous Selection

FINAL BIG 12 STANDINGS

School	Conference						Overall					
	Record	Pct.	H	A	N	Streak	Record	Pct.	H	A	N	Streak
Oklahoma	17-1	.944	9-0	8-1	0-0	Won 9	59-3	.952	19-0	15-1	25-2	Won 3
Oklahoma St.	14-4	.778	9-0	5-4	0-0	Lost 3	48-14	.774	23-1	12-7	13-6	Lost 2
Texas	12-6	.667	5-3	7-3	0-0	Won 1	47-22	.679	20-5-1	16-8	11-9	Lost 2
Iowa State	6-12	.333	4-5	2-7	0-0	Won 1	28-27	.509	5-6	9-12	14-9	Lost 1
Baylor	6-12	.333	3-7	3-5	0-0	Lost 1	32-24	.571	15-12	7-6	10-6	Won 4
Texas Tech	5-13	.278	2-7	3-6	0-0	Lost 3	22-27	.449	13-9	5-8	4-10	Lost 4
Kansas	3-15	.167	1-8	2-7	0-0	Lost 1	20-36	.357	8-16	3-11	9-9	Lost 1

BIG 12 STATISTICAL LEADERS

Individual

Batting Average	Jocelyn Alo, Oklahoma	.429
Slugging Percentage	Jocelyn Alo, Oklahoma	1.019
On Base Percentage	Jayda Coleman, Oklahoma	.574
Runs Scored	Tiare Jennings, Oklahoma	28
Hits	Janae Jefferson, Texas	26
Runs Batted In	Tiare Jennings, Oklahoma	32
Doubles	Janae Jefferson, Texas	8
Triples	Josie Bower, Baylor	2
Home Runs	Jocelyn Alo, Oklahoma	10
Total Bases	Jocelyn Alo, Oklahoma	55
Walks Drawn	Jayda Coleman, Oklahoma	17
Stolen Bases	Mia Scott, Texas	8
Earned Run Average	Hope Trautwein, Oklahoma	0.59
Innings Pitched	Hailey Dolcini, Texas	76.1
Opp. Batting Average	Hope Trautwein, Oklahoma	.139
Strikeouts	Kelly Maxwell, Oklahoma State	103
Wins	Hailey Dolcini, Texas	9
Saves	Kelly Maxwell, OSU; Karlie Charlies, ISU	2
Shutouts	Jordy Bahl, Oklahoma	6
Games Started	Dariana Orme, Baylor	12
Complete Games	Kelly Maxwell, Oklahoma State	8

Team

Batting	Oklahoma	.325
Slugging Percentage	Oklahoma	.626
On Base Percentage	Oklahoma	.432
Runs Scored	Oklahoma	157
Hits	Oklahoma	158
RBI	Oklahoma	149
Doubles	Texas	30
Triples	Baylor, Kansas, Texas	2
Home Runs	Oklahoma	41
Walks Drawn	Oklahoma State	77
Stolen Bases	Oklahoma State, Texas	23
Earned Run Average	Oklahoma	1.10
Opp. Batting Average	Oklahoma	.158
Innings Pitched	Oklahoma State	139.0
Strikeouts	Oklahoma State	168
Wins	Oklahoma, Oklahoma State	17
Saves	Texas Tech	3
Fielding Percentage	Oklahoma	.986
Double Plays	Iowa State	11

BIG 12 WEEKLY AWARD WINNERS

	Player	Pitcher
Feb. 15	Tiare Jennings, OU, So.	Jordy Bahl, OU, Fr.*
Feb. 22	Jocelyn Alo, OU, Sr.^	Hope Trautwein, OU, Sr.
		Kelly Maxwell, OSU, Jr.
March 1	Janae Johns, OU, Sr.	Jordy Bahl, OU, Fr.
March 8	Katie Cimusz, UT, Fr.	Kaci West, Baylor, Fr.
		Morgan Day, OSU, Sr.
March 15	Jocelyn Alo, OU, Sr.^	Miranda Elish, OSU, Sr.
		Kendall Fritz, TTU, Jr.
March 22	Lynnsie Elam, OU, Sr.	Jordy Bahl, OU, Fr.
	McKenzie Parker, UT, Jr.	Miranda Elish, OSU, Sr.
March 29	Miranda Elish, OSU, Sr.	Kelly Maxwell, OSU, Jr.
		Hailey Dolcini, UT, Sr.*
April 5	Mary Iakopo, UT, Sr.	Kelly Maxwell, OSU, Jr.
April 12	Grace Lyons, OU, Sr.	Nicole May, OU, So.
April 19	Riley Ehlen, TTU, Jr.	Kelly Maxwell, OSU, Jr.
		Hailey Dolcini, UT, Sr.*
April 26	Julia Cottril, OSU, Jr.	Miranda Elish, OSU, Sr.
May 3	Tiare Jennings, OU, So.	Ellie Spelhaug, ISU, Jr.
May 10	Jocelyn Alo, OU, Sr.	Hailey Dolcini, UT, Sr.



HISTORY & RECORDS





PROGRAM TIMELINE



1975-76 SOONERS

MARCH 19, 1975

The University of Oklahoma plays its first intercollegiate softball contest. The home team downed Oklahoma Baptist, 3-1.

APRIL 7, 1979

Oklahoma and Texas Woman's University battle in the longest game in OU softball history. TWU won 1-0 in 20 innings. The tournament final started in Springfield, Mo., and was completed later that day in Norman.

MAY 4, 1979

Oklahoma defeats Stephen F. Austin 4-3 in 15 innings at Reaves Park, the longest home game in OU history.

MAY 20-21, 1982

Oklahoma hosts the final AIAW Softball Championship in Norman.

MAY 21, 1994

The Sooners end the season with 58-15 record for its first ever 50-win season and reach the postseason in Jim Beitia's lone season as head coach. Oklahoma has not missed the postseason since.

OCTOBER 24, 1994

Oklahoma names Patty Gasso the fifth head coach in program history.

MARCH 17, 1996

Casey Dickson becomes the first Oklahoma player to be named Big 12 Player of the Week.

MARCH 30, 1996

Oklahoma gets its first Big 12 conference win — a 5-2 victory at home over Iowa State.

MAY 11, 1996

Oklahoma wins its first Big 12 Championship with a 1-0 win over No. 18 Nebraska. Earlier in the year, the Sooners captured their first-ever regular season title.

MARCH 9, 1997

Sooner pitcher Jill Most throws the first perfect game in Oklahoma softball history as OU defeats No. 24 Baylor 3-0 in Oklahoma City.

MARCH 6, 1998

Oklahoma defeats top-ranked Arizona, 4-3 in Tucson for the Sooners' first-ever win over the nation's No. 1 team.

APRIL 30, 1999

Oklahoma polishes off its second Big 12 regular season title with a 6-2 win at Oklahoma State.

APRIL 30, 2000

The Sooners capture their third Big 12 regular season title with a 6-2 win over Kansas.

MAY 29, 2000

Oklahoma wins its first-ever national championship. It's also the first national title for a women's program at OU.

MAY 12, 2001

The Sooners win their second Big 12 Championship title with a 6-0 win over archrival Oklahoma State.

APRIL 22, 2003

The program records its 1,000th win with an 8-0 victory at Tulsa.

APRIL 24, 2004

The field at the OU Softball Complex is dedicated and named Marita Hynes Field, in honor of Oklahoma's longtime former senior woman administrator. Hynes was also the second softball coach in Oklahoma's history and responsible for hiring Patty Gasso.

FEBRUARY 27, 2007

Mariee Mena becomes the first Sooner to sweep the national awards in the same week. Mena was named National Player of the Week by both USA Softball and the National Fastpitch Coaches Association.

MAY 12, 2007

The Sooners drop Missouri, 7-1, and Texas Tech, 6-3, to win their third Big 12 Championship title.

APRIL 30, 2009

The Sooners win the Big 12 regular season title outright, their fourth, after beating Oklahoma State 6-2 in Stillwater.

MAY 16, 2010

Oklahoma wins the Big 12 Championship title game, defeating Missouri, 9-0, in six innings at ASA Hall of Fame Stadium in Oklahoma City.

MAY 27, 2010

Amber Flores sets a school record with three home runs in a 6-1 victory over No. 3 Washington in Game One of the Super Regional. All three home runs come against Danielle Lawrie, who would be named the USA Softball Player of the Year.

MAY 28, 2011

Oklahoma wins its first NCAA Super Regional since the format was introduced in 2005, sweeping Arizona in Tucson in two games to advance to the program's sixth Women's College World Series.

MAY 12, 2012

Oklahoma claims its ninth outright Big 12 title and freshman Lauren Chamberlain sets the Big 12 single-season home run record with a 12-1 win at Iowa State. Chamberlain finishes the season with 30 home runs.



MILESTONE GAMES



2004 DEDICATION OF MARITA HYNES FIELD

MILESTONE GAMES

First game

March 19, 1975;
W, 3-1 vs. Oklahoma Baptist

500th game

March 23, 1985
L, 0-2 vs. Pacific (Fullerton, Calif.)

1,000th game

April 23, 1994;
L, 3-9 vs. Missouri

1,500th game

March 14, 2002;
L, 0-6 at Cal State Fullerton

2,000th game

March 17, 2010
L, 0-1 at CSUN

2,500th game

March 16, 2018
W, 7-1 vs. CSUN (Fullerton, Calif.)

OVERALL WINS

First win

March 19, 1975; 3-1 vs. Okla. Baptist

100th win

Oct. 3, 1979; 16-1 vs. West Texas A&M

200th win

March 7, 1982; 8-0 at Midwestern St.

300th win

March 6, 1986; 8-0 vs. Colorado St.

400th win

April 6, 1990; 3-2 vs. Missouri

500th win

April 27, 1993; 4-3 vs. UT-Arlington

600th win

May 20, 1995; 6-1 vs. Utah

700th win

April 26, 1997; 4-2 at Nebraska

800th win

Feb. 12, 2000; 9-0 vs. Texas State

900th win

April 25, 2001; 13-2 at Tulsa

1,000th win

May 2, 2003; 4-0 (9) vs. Texas A&M

1,100th win

May 13, 2005; 6-2 vs. Texas A&M

1,200th win

Feb. 9, 2008; 1-0 vs. Nevada

1,300th win

March 6, 2010; 10-2 vs. Louisville

1,400th win

April 13, 2012; 6-1 at Texas A&M

1,500th win

March 11, 2014; 5-4 vs. Nebraska

1,600th win

March 11, 2016; 9-4 vs. Saint Louis

1,700th win

May 27, 2017; 5-2 at Auburn

WINS AT OU SOFTBALL COMPLEX

First win

Feb. 19, 1998; 1-0 vs. Wichita St.

100th win

April 24, 2002; 5-4 (10) vs. Okla. St.

200th win

March 4, 2007; 4-0 vs. Wichita St.

300th win

April 7, 2012; 4-1 vs. Texas Tech

400th win

May 6, 2016; 8-0 vs. Texas Tech

BIG 12 REG. SEASON WINS

First win

March 30, 1996; 5-2 vs. Iowa St.

50th win

April 17, 1999; 3-0 at #19 Texas A&M

100th win

March 22, 2003; 3-1 at #24 Kansas

150th win

April 18, 2007; 3-2 (8) vs. Baylor

200th win

April 2, 2011; 7-6 at Texas Tech

250th win

April 5, 2014; 8-0 vs. Kansas

300th win

April 22, 2017; 3-2 (10) vs. Baylor

350th win

April 16, 2021; 11-1 (5) vs. Texas



SEASON OPENERS

3-19-75	Oklahoma Baptist	W	3-1	1-0
3-23-76	Central Oklahoma	L	8-13	1-1
3-10-77	Oklahoma Baptist	W	17-1	2-1
3-9-78	Central Oklahoma	W	16-3	3-1
3-8-79	Central Oklahoma	W	9-1	4-1
9-14-79	Saint Mary's (Calif.)	W	15-0	5-2
3-8-80	West Texas A&M	W	13-1	6-2
9-12-80	Lady of the Lake	W	18-0	7-2
3-7-81	Fullerton College	L	1-2	7-3
9-10-81	Oklahoma State	L	0-2	7-4
3-6-82	Midwestern State	L	2-3	7-5
3-1-83	Oklahoma City	W	7-0	8-5
3-8-84	Mesa CC	W	4-1	9-5
3-7-85	Utah	L	1-10	9-6
3-6-86	Colorado State	W	8-0	10-6
3-3-87	Central Oklahoma	L	1-2	10-7
3-3-88	Wichita State	W	5-1	11-7
2-28-89	Central Oklahoma	W	2-0	12-7
2-15-90	Arizona	L	0-8	12-8
2-23-91	Saint Edwards	L	2-3	12-9
2-15-92	Texas-Arlington	W	3-2	13-9
2-13-93	New Mexico State	W	5-2	14-9
2-18-94	Texas-Arlington	W	4-2	15-9
2-17-95	Texas-Arlington	W	10-4	16-9
2-16-96	Utah	W	4-0	17-9
2-15-97	Missouri State	W	5-2	18-9
2-13-98	Texas State	W	3-0	19-9
2-9-99	Oklahoma Christian	W	8-0	20-9
2-11-00	Kentucky	W	5-0	21-9
2-9-01	Louisiana Tech	W	3-1	22-9
2-8-02	Texas-Arlington	W	4-0	23-9
2-7-03	Illinois-Chicago	W	5-1	24-9
2-6-04	Illinois	W	7-0	25-9
2-4-05	Florida Atlantic	W	12-0	26-9
2-10-06	Washington	L	4-12	26-10
2-9-07	Louisville	W	9-5	27-10
2-8-08	UCLA	L	1-6	27-11
2-5-09	Hawaii	L	5-8	27-12
2-13-10	Florida Atlantic	W	9-0	28-12
2-10-11	Cal-State Bakersfield	W	11-2	29-12
2-10-12	Cal-State Bakersfield	W	6-0	30-12
2-8-13	Stanford	W	6-0	31-12
2-7-14	Kentucky	L	4-5 (10)	31-13
2-5-15	DePaul	W	9-2	32-13
2-12-16	Minnesota	L	0-1	32-14
2-9-17	Auburn	L	2-3	32-15
2-9-18	Weber State	W	6-3	33-15
2-8-19	Syracuse	W	6-0	34-15
2-6-20	Nevada	W	9-3	35-15
2-11-21	UTEP	W	29-0(5)	36-15
2-10-22	UC Santa Barbara	W	14-0(5)	37-15

HOME OPENERS

3-19-75	Oklahoma Baptist	W	3-1	1-0
3-23-76	Central Oklahoma	L	8-13	1-1
3-10-77	Oklahoma Baptist	W	17-1	2-1
3-20-78	Minnesota	L	5-10	2-2
3-20-79	Nebraska	W	6-1	3-2
10-3-79	Oklahoma State	W	3-2	4-2
3-18-80	Kearney State	W	4-0	5-2
9-25-80	Oklahoma State	L	1-5	5-3
3-16-81	Buena Vista	W	6-5	6-3
9-10-81	Oklahoma State	L	0-2	6-4
3-13-82	Missouri	W	4-2	7-4
3-1-83	Oklahoma City	W	7-0	8-5
3-13-84	Southern Illinois	W	2-0	9-5
3-12-85	Indiana	W	3-0	10-5
3-12-86	Southern Illinois	W	1-0	11-5
3-6-87	Texas State	L	3-4	11-6
3-9-88	Sam Houston State	L	0-10	11-7
2-28-89	Central Oklahoma	W	2-0	12-7
2-26-90	Wichita State	W	7-1	13-7
3-5-91	Eastern Oklahoma	W	10-2	14-7
4-1-92	Oklahoma Baptist	W	8-0	15-7
4-2-93	Oklahoma Baptist	W	4-3	16-7
3-9-94	South Carolina	L	2-5	16-8
2-20-95	Oklahoma City	W	2-0	17-8
3-30-96	Iowa State	W	5-2	18-8
2-15-97	Missouri State	W	5-2	19-8
2-19-98	Wichita State	W	8-0	20-8
2-9-99	Oklahoma Christian	W	8-0	21-8
2-23-00	Arkansas	W	3-0	22-8
2-17-01	Creighton	W	4-0	23-8
2-15-02	Creighton	W	6-1	24-8
2-14-03	UAB	W	7-0	25-8
2-11-04	Oklahoma Christian	W	8-0	26-8
2-18-05	Lipscomb	W	11-1	27-8
2-15-06	Central Arkansas	W	8-1	28-8
2-16-07	Birmingham Southern	W	14-1	29-8
2-12-08	St. Gregory's	W	10-0	30-8
2-18-09	Stephen F. Austin	W	4-3	31-8
2-17-10	St. Gregory's	W	9-1	32-8
2-16-11	St. Gregory's	W	9-0	33-8
3-2-12	LSU	W	7-0	34-8
3-1-13	Houston	W	6-0	35-8
2-28-14	Ark.-Pine Bluff	W	10-0	36-8
3-7-15	Missouri State	W	10-0 (5)	37-8
3-5-16	Dartmouth	W	9-0 (5)	38-8
3-3-17	Northwestern State	W	3-0	39-8
3-2-18	Missouri State	W	6-0	40-8
2-28-20	Northwestern	W	8-3	41-8
3-5-21	Sam Houston	W	7-0	42-8
3-7-22	Minnesota	W	9-1(5)	43-8

BIG 12 OPENERS

3-30-96	Iowa State	W	5-2	1-0
4-2-97	Oklahoma State	W	1-0	2-0
4-1-98	Oklahoma State	L	1-2	2-1
3-27-99	Missouri	W	1-0	3-1
3-25-00	Texas A&M	W	4-2	4-1
3-23-01	Texas A&M	W	5-1	5-1
3-23-02	Texas A&M	W	6-1	6-1
3-20-03	Nebraska	W	1-0	7-1
3-27-04	Texas A&M	L	0-1	7-2
3-25-05	Iowa State	W	7-3	8-2
3-25-06	Missouri	L	6-8	8-3
3-22-07	Texas Tech	W	7-0	9-3
3-21-08	Kansas	W	3-2	10-3
3-10-09	Texas Tech	W	6-1	11-3
3-27-10	Missouri	L	5-11	11-4
3-26-11	Nebraska	L	1-4	11-5
3-23-12	Baylor	W	2-0	12-5
4-5-13	Baylor	W	8-3	13-5
3-28-14	Iowa State	W	10-0	14-5
3-27-15	Texas Tech	W	9-1	15-5
3-30-16	Oklahoma State	W	10-2 (5)	16-5
3-31-17	Iowa State	W	7-1	17-5
3-23-18	Texas Tech	W	8-0 (5)	18-5
3-22-19	Texas Tech	W	5-1	19-5
3-26-21	Iowa State	W	9-7	20-5
3-25-22	Baylor	W	9-1 (5)	21-5

BIG 12 HOME OPENERS

3-30-96	Iowa State	W	5-2	1-0
4-2-97	Oklahoma State	W	1-0	2-0
4-18-98	Texas	L	0-1	2-1
3-27-99	Missouri	W	1-0	3-1
4-2-00	Iowa State	W	9-0	4-1
3-23-01	Texas A&M	W	5-1	5-1
3-29-02	Texas Tech	W	3-1	6-1
3-26-03	Missouri	L	0-2	6-2
4-3-03	Texas	W	3-2	7-2
3-25-05	Iowa State	W	7-3	8-2
3-25-06	Missouri	L	6-8	8-3
3-31-07	Texas A&M	W	4-2	9-3
3-21-08	Kansas	W	3-2	10-3
3-21-09	Iowa State	W	10-7	11-3
3-27-10	Missouri	L	5-11	11-4
3-26-11	Nebraska	L	1-4	11-5
3-30-12	Kansas	W	8-0	12-5
4-5-13	Baylor	W	8-3	13-5
4-2-14	Oklahoma State	W	2-0	14-5
4-3-15	Iowa State	W	4-2	15-5
4-1-16	Kansas	W	5-2	16-5
3-31-17	Iowa State	W	7-1	17-5
3-23-18	Texas Tech	W	8-0 (5)	18-5
4-5-19	Baylor	W	7-5	19-5
4-1-21	Kansas	W	14-0(5)	20-5
3-25-22	Baylor	W	9-1 (5)	21-5



LETTERWINNERS

- A -

Lindsey Abbott.....	2001-02
Stephanie Acton.....	1993-94
Christy Adair.....	1988
Lonni Alameda.....	1990-92
Stacia Aleman.....	2004-07
Tammy Allard.....	1979-81
Allee Allen.....	2009-12
Kirsten Allen.....	2009-12
Jocelyn Alo.....	2018-22
Cindy Ambrose.....	1994-95
Haley Anderson.....	2008-10
Kelsey Arnold.....	2015-18
Dana Askins.....	2003
Falepolima Aviu.....	2016-18

- B -

Samantha Bachman.....	2009
Jordy Bahl.....	2022-
Shelly Baker.....	1976
Ashli Barrett.....	1998-2001
Brenda Bates.....	1977
Kim Beatty.....	1988-89
Christine Benyak.....	1996-97
Tracy Bien.....	1978
Kathy Black.....	1975-76
Shelly Bollin.....	1985-87
Rylie Boone.....	2020-
Stacy Braddock.....	2005
Kelli Braitsch.....	2000-03
Sherry Briggs.....	1982
Alyssa Brito.....	2022-
Jennifer Brown.....	1995
Kelly Brown.....	1978-81
Cindy Brtko.....	1978-81
Elaine Burke.....	1982
Becky Burroughs.....	1993-95

- C -

Kellie Cain.....	1983
Lisa Carey.....	1998-2001
Lisa Carpenter.....	1988-89
Georgia Casey.....	2012-15
Cris Cerulle.....	1985-88
Lauren Chamberlain.....	2012-15
Jayden Chestnut.....	2016
Kaycee Clark.....	2001-02
Stephanie Clark.....	1996-99
Caleigh Clifton.....	2016-19
Jayda Coleman.....	2021-
Turiya Coleman.....	2022
Parker Conrad.....	2018-19
Sophia Contreras.....	1998
Hannah Coor.....	2022-
Lisa Corder.....	1994
Belle Craig.....	1981
Tammy Crew.....	1983-85

- D -

Alissa Dalton.....	2017
Andrea Davis.....	2000-01
Kourtney Davis.....	2000
Caryn Day.....	1987-89
Christina DeLuca.....	1994-95
Nicole Denes.....	2003-06



ERIN MILLER, 2013-16

Laura Detweiler.....	1986
Taylor Dewbery (Hodges).....	2013-14
Traci Dickenson.....	2006-08
Casey Dickson.....	1994-97
Norrelle Dickson.....	2004-07
Dani Dobbs.....	2008-11
Julie Dobbs.....	1990-93
Mackenzie Donihoo.....	2020-22
Dot Dougherty.....	1975
Jeannie Douglas.....	2006-09
Geralee Dresbach.....	1990

- E -

Marlena Earles.....	1977
Lauren Eckermann.....	2007-08
Lynnsie Elam.....	2018-22
Whitney Ellis (Montgomery).....	2013-16
Christina Enea.....	2002-05
Erin Evans.....	2000-03

- F -

Lorie Fausett.....	1986-89
Alice Fernando.....	1979
Brittany Finney.....	2016
Alycia Flores.....	2020
Amber Flores.....	2007-10
Elijah Flores.....	2018-20
Larissa Foley.....	2000
Cynthia Foor.....	1977
Kelly Ford.....	1990-92
Michelle Ford.....	1984-85
Wendi Ford.....	1979-82
Angela Foster.....	2002
Jamie Fox.....	2004-07
Stacey Frate.....	1991-92
Carrie Frederick.....	1994-95
Mandy Fulton.....	1998-2001

- G -

Gwendy Galbraith.....	1983-85
Tammy Galbraith.....	1985
Dayna Garcia.....	1992-93
Michelle Gascoigne.....	2010-13
Jennifer Gaylor.....	1992-93

Kelly Gieger.....	1981-84
Cindy Godowski.....	1981-83
Patti Graham.....	1981-84
Cari Graves.....	1989-92
Grace Green.....	2019-
Tresa Green.....	1996
Tracey Greene.....	1991
Casey Grimes.....	1988-89
Jennifer Grossman.....	1978-81
Leah Gulla.....	2000-03

- H -

Christine Haag.....	1990-93
Michelle Hale.....	1988-91
Maggie Ham.....	2014
Kinzie Hansen.....	2020-
Deborah Hargrave.....	1998-99
Tami Harp.....	1992-93
Macey Hatfield.....	2014-17
Peggy Heavener.....	1977-80
Javon Henson.....	2011-14
Janice Hines.....	1975-76
Tayl'r Hollis.....	2005
Tammy Holloway.....	1979-82
Nicki Holt.....	2003-04
Angie Holwell.....	1994-97
Alison Horne.....	2005
Megan Hube.....	2001-02
Morgan Hudsonpillar.....	2006-08
Krystle Huey.....	2008-10
Cierra Hughes.....	2011

- J -

Analisa Jackson.....	1994-95
Cheryl Jacobs.....	1978-80
Jennifer Jaime.....	1996-98
Vickie James.....	1978-81
Tiare Jennings.....	2021-
Jana Johns.....	2021-22
Jessica Johnson.....	2004
Lori Johnston.....	1982-83
Mindy Johnson.....	1994-97
Rachel Johnson.....	1995-98
Chana'e Jones.....	2008-11

LETTERWINNERS



Kendra Jones.....1990-93
 Giselle Juarez.....2019-21

- K -

Kami Keiter.....2002-05
 Amy Kennedy.....1995-96
 Stephanie Killian.....1991
 Terri Knapp.....1975
 Paige Knight.....2021
 Kinsey Koeltzow.....2019-21
 Shay Knighten.....2016-19
 Patti Krafft.....1982-85

- L -

Suzanne Land.....1996
 Nancy Lane.....1979-81
 Holly Lauth.....1978-81
 Audrie LaValley.....2019
 Jessica Legendre.....2006-08
 Jessica Leslie.....2002-05
 Kari Lewis.....1993-95
 Karolyne Long.....2009-10
 Savannah Long.....2005-08
 Destinie Lookout.....2015
 Jennifer Lopez.....1996-97
 Mariah Lopez.....2017-19
 Paige Lowary.....2017-18
 Tyler Lucas.....2014
 Kylie Lundberg.....2016-19
 Trish Lundeen.....1975-76
Grace Lyons.....2019-

- M -

Janice MacKay.....1983-84
 Destinee Martinez.....2011-14
 D.J. Mathis.....2006-09
Nicole May.....2021-
 Christina Mazurie.....1997
 Macy McAdoo.....2020-22
 Vonnie McGilbray.....1976
 Haley McGregor.....2011
 Iver McDonald.....2007-08
 Margaret McKeon.....1988
 Cathy McLaughlin.....1982-84
 DeAnna Melson.....1994-96
 Mariee Mena.....2003-04, 2006-07
 Nicole Mendes.....2017-21
 Erin Miller.....2013-16
 Leslie Miller.....2013-15
 Lucinda Miller.....1977
 Angel Monachelli.....1983-84
 Raynee Moody.....1998
 Brea Moore.....1994-95
 Penny Moorehead.....1976
 Lana Moran.....1997-2000
 Jill Most.....1994-97
 Lori Mouw.....1990-91
 Kerri Mulry.....1986
 Nicole Myers.....1996-99

- N -

Donna Neel.....1976-77
 Tori Nirschl.....2015-16
 Haley Nix.....2010-11
 Lori Nolen (mgr.).....1988

Katie Norris.....2009-12
Sophia Nugent.....2022-

- O -

Sandy Ochoa.....1987-89
 Susan Ogden.....2005-08
 Melanie Olmos.....2017
 Katie Overton.....2001-04

- P -

Melyssa Panzer.....1995-96
 Paige Parker.....2015-18
 Emily Parr.....1988-91
 Callie Parsons.....2012-15
 Chrissy Peck.....1992-95
 Nicole Pendley.....2015-18
 Shelby Pendley.....2013-15
 Jamie Pennington.....1995
 Tiffany Pelton.....1987
 Christa Pfeninger.....1998
 Raylee Pogue.....2020-21
 Tereasa Pool.....1975
 Jade Prather.....2004-07
 Zaida Puni.....2021
 Laura Purser.....1995-96
 Chelle Putzer.....1990-93

- R -

Olivia Rains.....2020-21
 Glenda Randall.....1976
 Adrienne Ratliff.....2001
 Staci Reed.....1982
 Kelley Reeves.....2012-13
 Mickey Rich.....1991-93
 Sybil Richards.....1983
 Sherry Richardson.....1977
 Tammie Richardson.....1985
 Keilani Ricketts.....2010-13
 Samantha Ricketts.....2006-09
 Christy Ring.....1999-02
 Terri Ringer.....1981-83
 Brenda Rogers.....1996
 Raegan Rogers.....2016-19
 Sydney Romero.....2016-19
 Rae Lynn Rowton.....1987-89
 Nancy Rozelle.....1977
 Lisa Rudloff.....1982-85
 Barbara Rutledge.....1977-80

- S -

Suzanne Sahmaunt.....1976-77
 Shannon Saile.....2019-21
 Susan Sallee.....1987-90
 Evan Sallis.....2009-10
 Erica Sampson.....2012-13
 Diana Sanchez.....1977
 Paula Sanders.....1975
 Heather Scaglione.....2002-05
 Alexa Schultz.....2018-19
 Rita Scranton.....1976
 Kady Self.....2013-16
 Blenda Selvey.....1984-87
 Cindy Servoss.....1976-77
 Dotty Shaw.....1979-82
 Jennifer Sherman.....1992-94

Lori Shimasaki.....2003
 Jessica Shults.....2010-13
 Sami Skelly.....2019
 Jady Smith.....2005-08
 Taylon Snow.....2020-22
 Hannah Sparks.....2017-19
 Amber Spaulding.....2004-07
 Tracy Spears.....1984-87
 Karen Spicer-Cox.....1988-91
 Diane Staggs.....1975-76
 Laura Stapley.....1992
 Karen Stark.....1977
 Kelsey Stevens.....2014-16
 Jill Stever.....1986-87
 Jennifer Stewart.....1999-2002
 Elizabeth Stoa.....1985-87
 Viki Streets.....1987
 Jennifer Stump.....2000-03
 Sharie Summers.....1989-91
 Shelly Suwa.....1988-90

- T -

Vanessa Taukeiaho.....2017
 Alanna Thiede.....2020-21
 Kelley Thomas.....1978-81
 Mary Thompson.....1985-86
 Jules Townsend.....2013
 Paris Townsend.....2013-16
 Hope Trautwein.....2022
 Wendy Trott.....2008-10
 Brianna Turang.....2010-13

- V -

April Valdez.....2003-04
 Ali Vandever.....2011-12
 Lindsey Vandever.....2007-10
 Lynette Velazquez.....1998-99
 Kristin Vesely.....2003-06
 Jessica Vest.....2012-15
 Brooke Vestal.....2019-21

- W -

Michelle Wald.....1988-91
 Felicia Warren.....1983-84
 LaKisha Washington.....1998-2001
 Carrie Watkins.....1983-86
 Angela Wedlake.....2001
 Tiffany Weight.....2002-03
 Treva Whitaker.....1998-99
 Jaime White.....1998-2001
 Carye Whitescarver.....1980-83
 Brittany Williams.....2011-14
 Mary Williams.....1975, 1978
 Macey Wilson.....1999-2000
 Lea Wodach.....2015-18
 Nikki Woo.....1985

- Y -

Kim Young.....1996
 Janet Youngker.....1975

Bold denotes current players



ALL-AMERICANS




BECKY BURROUGHS
1994 Second Team




BREA MOORE
1995 Third Team



JILL MOST
1997 Second Team
1996 Third Team



LANA MORAN
1998 Third Team



LISA CAREY
2000 First Team • 2001 Second Team • 1999 Third Team



LYNETTE VELAZQUEZ
1999 At-Large First Team




ASHLI BARRETT
2000 At-Large First Team
2001 Second Team



ERIN EVANS
2000 Third Team




JENNIFER STEWART
2000 Third Team
2001 At-Large Third Team



KELLI BRAITSCH
2001 First Team




CHRISTINA ENEA
2002 Third Team




LEAH GULLA
2003 First Team



KAMI KEITER
2003 Second Team



HEATHER SCAGLIONE
2004 • 2005 First Team



NORRELLE DICKSON
2007 First Team • 2006 Second Team • 2005 Third Team



KRISTIN VESELY
2006 At-Large First Team
2005 Second Team




LAUREN ECKERMANN
2007 Third Team



SUSAN OGDEN
2007 Second Team



SAMANTHA RICKETTS
2007 • 2009 Second Team



AMBER FLORES
2009 • 2010 First Team
2008 Second Team

ALL-AMERICANS



SAVANNAH LONG
2008 Second Team



D.J. MATHIS
2008 Second Team



JESSICA SHULTS
2012 First Team
2010 • 2011 Second Team



KEILANI RICKETTS
2011 • 2012 • 2013 First Team
2010 Second Team



LAUREN CHAMBERLAIN
2012 • 2013 • 2015 First Team
2014 Third Team



BRIANNA TURANG
2013 Second Team




SHELBY PENDLEY
2014 • 2015 First Team
2013 Second Team



PAIGE PARKER
2016 • 2018 First Team
2015 • 2017 Second Team




SHAY KNIGHTEN
2016 • 2017 Second Team



ERIN MILLER
2016 Second Team



CALEIGH CLIFTON
2019 First Team
2017 Second Team




JOCELYN ALO
2018 • 2021 • 2022 First Team
2019 Second Team



SYDNEY ROMERO
2018 • 2019 First Team



FALEPOLIMA AVIU
2019 Second Team




GRACE GREEN
2019 Third Team



GISELLE JUAREZ
2019 First Team




TIARE JENNINGS
2021 • 2022 First Team



JAYDA COLEMAN
2021 • 2022 First Team



KINZIE HANSEN
2021 Second Team



GRACE LYONS
2022 First Team
2021 Second Team



ALL-REGION



PATTI GRAHAM
1984 First Team



PATTI KRAFFET
1984 First Team




ANGEL MONACHELLI
1984 Second Team



LISA RUDLOFF
1984 Second Team



CARRIE WATKINS
1985 First Team
1984 Second Team



SHELLY BOLLIN
1985 • 1986 • 1987 Second Team



LORIE FAUSETT
1987 First Team



LONNI ALAMEDA
1992 Second Team



CARI GRAVES
1992 First Team



BECKY BURROUGHS
1993 • 1994 First Team



CHRIS DELUCA
1994 Second Team



ANALISA JACKSON
1994 Second Team



CASEY DICKSON
1995 • 1996 • 1997 Second Team



BREA MOORE
1995 First Team



LAURA PURSER
1995 Second Team




JILL MOST
1996 • 1997 First Team



MELYSA PANZER
1996 Second Team



ANGIE HOLWELL
1997 First Team




RACHEL JOHNSON
1997 • 1998 Second Team



ASHLI BARRETT
1998 • 2000 • 2001 First Team
1999 Second Team



LANA MORAN
1998 • 2000 Second Team



LISA CAREY
1999 • 2000 • 2001 First Team



JENNIFER STEWART
1999 • 2000 • 2001 First Team




KAMI KEITER



LYNETTE VELAZQUEZ
1999 First Team



CHRISTY RING
2000 • 2002 First Team




KELLI BRAITSCH
2001 • 2002 First Team



ERIN EVANS
2001 Second Team
2003 First Team




CHRISTINA ENEA
2002 • 2005 First Team
2004 Second Team



LEAH GULLA
2003 First Team



KAMI KEITER
2003 Second Team
2005 First Team



NORRELLE DICKSON
2004 • 2005 • 2006 • 2007
First Team



HEATHER SCAGLIONE
2004 • 2005 First Team



JESSICA LESLIE
2005 Second Team



KRISTIN VESELY
2005 • 2006 First Team



SAVANNAH LONG
2008 First Team
2006 Second Team



SAMANTHA RICKETTS
2006 • 2007 • 2009 First Team
2008 Second Team




ALL-REGION



TRACI DICKENSON
2007 Second Team




LAUREN ECKERMANN
2007 First Team



AMBER FLORES
2007 • 2008 • 2009 • 2010
First Team




SUSAN OGDEN
2007 First Team



D.J. MATHIS
2008 • 2009 First Team



LINDSEY VANDEVER
2008 • 2009 First Team
2010 Second Team



KEILANI RICKETTS
2010 • 2011 • 2012 • 2013
First Team



JESSICA SHULTS
2010 • 2011 • 2012 First Team



DESTINEE MARTINEZ
2011 First Team • 2013 Second
Team • 2014 Third Team




BRITTANY WILLIAMS
2011 First Team
2014 Second Team



GEORGIA CASEY
2014 First Team
2012 Second Team



LAUREN CHAMBERLAIN
2012 • 2013 • 2014 • 2015
First Team



BRIANNA TURANG
2013 First Team



MICHELLE GASCOIGNE
2013 Second Team



SHELBY PENDLEY
2014 • 2015 First Team
2013 Second Team




KADY SELF
2014 First Team
2015 Second Team



WHITNEY ELLIS
2014 • 2015 Second Team



KELSEY STEVENS
2014 Second Team



KELSEY ARNOLD
2015 • 2016 First Team
2018 Third Team



ERIN MILLER
2015 • 2016 First Team

ALL-REGION




PAIGE PARKER
2015 • 2016 • 2017 • 2018
First Team



NICOLE PENDLEY
2018 First Team
2015 • 2017 Second Team



CALEIGH CLIFTON
2016 • 2017 • 2019 First Team
2018 Second Team




SHAY KNIGHTEN
2016 • 2017 First Team
2018 • 2019 Second Team




SYDNEY ROMERO
2018 • 2019 First Team
2016 • 2017 Second Team



LEA WODACH
2016 Second Team



FALEPOLIMA AVIU
2017 • 2019 First Team
2016 Third Team



NICOLE MENDES
2017 First Team
2021 Second Team
2018 Third Team



JOCYLYN ALO
2018 • 2019 • 2021 • 2022
First Team



GRACE GREEN
2019 First Team



GISELLE JUAREZ
2019 First Team



SHANNON SAILE
2021 First Team



RYLIE BOONE
2022 First Team



GRACE LYONS
2021 • 2022 First Team



LYNNSIE ELAM
2022 First Team




KINZIE HANSEN
2021 First Team



JAYDA COLEMAN
2021 • 2022 First Team



TIARE JENNINGS
2021 • 2022 First Team



JORDY BAHL
2022 First Team



ALYSSA BRITO
2022 Second Team



HONORS AND AWARDS

USA SOFTBALL PLAYER OF THE YEAR	
2012	Keilani Ricketts
2013	Keilani Ricketts
2021	Jocelyn Alo
2022	Jocelyn Alo

HONDA SOFTBALL PLAYER OF THE YEAR	
2012	Keilani Ricketts
2013	Keilani Ricketts
2022	Jocelyn Alo

HONDA CUP	
2013	Keilani Ricketts

WCWS ALL-TOURNAMENT TEAM	
2000	Kelli Braitsch, Lisa Carey Jennifer Stewart
2001	Christy Ring, Jennifer Stewart
2003	Jennifer Stump
2004	Christina Enea
2012	Lauren Chamberlain, Destinee Martinez, Keilani Ricketts, Jessica Shults, Brianna Turang
2013	Georgia Casey, Lauren Chamberlain, Callie Parsons, Keilani Ricketts, Jessica Shults, Brianna Turang
2014	Shelby Pendley
2016	Shay Knighten, Paige Parker, Sydney Romero
2017	Shay Knighten, Paige Lowary, Paige Parker, Nicole Mendes
2018	Jocelyn Alo, Paige Parker
2019	Jocelyn Alo, Nicole Mendes, Sydney Romero
2021	Jocelyn Alo, Mackenzie Donihoo, Kinzie Hansen, Tiare Jennings, Giselle Juarez, Nicole Mendes
2022	Jocelyn Alo, Rylie Boone, Jayda Coleman, Tiare Jennings, Hope Trautwein

WCWS MOST OUTSTANDING PLAYER	
2000	Jennifer Stewart
2013	Keilani Ricketts
2016	Paige Parker
2017	Shay Knighten
2021	Giselle Juarez
2022	Jocelyn Alo

NFCA DIVISION I NATIONAL STAFF OF THE YEAR	
2000	Patty Gasso, Melyssa Panzer, Tim Walton and Jen Jaime
2013	Patty Gasso, Melyssa Lombardi, Tripp MacKay
2016	Patty Gasso, Melyssa Lombardi, JT Gasso
2017	Patty Gasso, Melyssa Lombardi, JT Gasso
2022	Patty Gasso, Jennifer Rocha, JT Gasso

NFCA REGIONAL COACHING STAFF OF THE YEAR	
1996	Patty Gasso, Lori Castellano, Analisa Jackson
1999	Patty Gasso, Melyssa Lombardi, Tim Walton
2000	Patty Gasso, Melyssa Lombardi, Tim Walton
2001	Patty Gasso, Melyssa Lombardi, Tim Walton
2004	Patty Gasso, Melyssa Lombardi, Howard Dobson
2012	Patty Gasso, Melyssa Lombardi, Tripp MacKay
2013	Patty Gasso, Melyssa Lombardi, Tripp MacKay
2014	Patty Gasso, Melyssa Lombardi, Tripp MacKay

2015	Patty Gasso, Melyssa Lombardi, Tripp MacKay
2016	Patty Gasso, Melyssa Lombardi, JT Gasso
2017	Patty Gasso, Melyssa Lombardi, JT Gasso
2018	Patty Gasso, Melyssa Lombardi, JT Gasso
2019	Patty Gasso, Jennifer Rocha, JT Gasso
2021	Patty Gasso, Jennifer Rocha, JT Gasso
2022	Patty Gasso, Jennifer Rocha, JT Gasso

NFCA PITCHER OF THE WEEK	
1997	Jill Most
2015	Paige Parker (4/16)
2018	Paige Parker (5/8)
2019	Giselle Juarez (2/26)
2022	Jordy Bahl (2/15)

NFCA PLAYER OF THE WEEK	
2003	Leah Gulla (3/5)
2005	Jessica Leslie (3/15)
2007	Mariee Mena (2/27)
	Samantha Ricketts (3/20)
	Savannah Long (4/24)
2009	Amber Flores (2/10)
2011	Keilani Ricketts (5/10)
2012	Keilani Ricketts (2/27)
2013	Keilani Ricketts (2/12)
2015	Shelby Pendley (3/17)
2018	Jocelyn Alo (3/27)
2021	Tiare Jennings (2/16)
2022	Jocelyn Alo (2/15)
	Jocelyn Alo (3/15)
	Jocelyn Alo (4/12)

USA SOFTBALL PLAYER OF THE WEEK	
2007	Mariee Mena (2/27)
2009	Amber Flores (2/10)
2010	Keilani Ricketts (2/23)
2013	Keilani Ricketts (2/12)
2014	Kelsey Stevens (5/6)
2015	Paige Parker (4/6)
2016	Paige Parker (4/12)
2018	Paige Parker (4/3)

USA NATIONAL TEAMS	
1985	Shelly Bollin
2011	Keilani Ricketts, Jessica Shults
2012	Keilani Ricketts, Jessica Shults
2013	Lauren Chamberlain, Destinee Martinez
2018	Keilani Ricketts
2022	Jocelyn Alo, Grace Lyons, Kinzie Hansen, Tiare Jennings, Jayda Coleman

ALL-BIG EIGHT	
1984	Patti Graham, first team Patti Krafft, first team Angel Monachelli, second team Carrie Watkins, second team
1997	Tammy Crew, honorable mention Michelle Ford, honorable mention Kelly Geiger, honorable mention
1985	Patti Krafft, first team Carrie Watkins, first team Mary Thompson, honorable mention
1986	Shelly Bollin, first team Lorie Fausett, first team
1987	Shelly Bollin, first team Lorie Fausett, first team Tracy Spears, first team
1988	Kim Beatty, honorable mention Lisa Carpenter, honorable mention Cris Cerulle, honorable mention
1989	Lorie Fausett, honorable mention Sharie Summers, first team Kim Beatty, honorable mention
2000	

1990	Lisa Carpenter, honorable mention Cari Graves, honorable mention Emily Parr, honorable mention Susan Sallee, honorable mention Susan Sallee, first team Emily Parr, honorable mention
1991	Sharie Summers, honorable mention Michelle Wald, honorable mention Tracy Greene, first team Lonni Alameda, honorable mention Cari Graves, honorable mention Emily Parr, honorable mention Mickey Rich, honorable mention Karen Spicer-Cox, honorable mention Cari Graves, first team Lonni Alameda, honorable mention Julie Dobbs, honorable mention Kelly Ford, honorable mention Dayna Garcia, honorable mention Chelle Putzer, honorable mention Mickey Rich, honorable mention Jennifer Sherman, honorable mention Kari Lewis, second team Stephanie Acton, honorable mention Becky Burroughs, honorable mention Julie Dobbs, honorable mention Jennifer Gaylor, honorable mention Christine Haag, honorable mention Mickey Rich, honorable mention Becky Burroughs, first team Jennifer Sherman, first team Stephanie Acton, honorable mention Cindy Ambrose, honorable mention Chris DeLuca, honorable mention Casey Dickson, honorable mention Carrie Frederick, honorable mention Analisa Jackson, honorable mention Kari Lewis, honorable mention Jill Most, honorable mention Cindy Ambrose, first team Casey Dickson, first team Brea Moore, first team Laura Purser, first team Chris DeLuca, second team Carrie Frederick, second team Analisa Jackson, second team Cindy Ambrose, honorable mention Mindy Johnson, honorable mention Melyssa Panzer, honorable mention Jennifer Sherman, honorable mention
1992	
1993	
1994	
1995	

ALL-BIG 12	
1996	Jill Most, first team Nicole Myers, first team Casey Dickson, second team Melyssa Panzer, second team Christine Benyak, honorable mention Angela Holwell, honorable mention Jennifer Jaime, honorable mention Mindy Johnson, honorable mention Laura Purser, honorable mention Brenda Rogers, honorable mention Casey Dickson, first team Angie Holwell, first team Jill Most, first team Mindy Johnson, second team Rachel Johnson, second team Lana Moran, second team Ashli Barrett, first team Rachel Johnson, first team Lisa Carey, second team Lana Moran, second team LaKisha Washington, second team Ashli Barrett, first team Lisa Carey, first team Christy Ring, first team Jennifer Stewart, first team Lynette Velazquez, first team Deborah Helgrave, second team Ashli Barrett, first team

HONORS AND AWARDS



	Lisa Carey, first team	Destinee Martinez, first team	2021	Jocelyn Alo, outfielder
	Erin Evans, first team	Shelby Pendley, first team	2022	Jocelyn Alo, utility
	Lana Moran, first team	Keilani Ricketts, first team		
	Christy Ring, first team	Brianna Turang, first team		
2001	Jennifer Stewart, first team	Georgia Casey, second team	BIG 12 PITCHER OF THE YEAR	
	Kelli Braitsch, first team	Michelle Gascoigne, second team	2007	Lauren Eckermann (co)
	Ashli Barrett, first team	Georgia Casey, First Team	2013	Keilani Ricketts
	Lisa Carey, first team	Shelby Pendley, First Team	2015	Paige Parker
	Andrea Davis, first team	Kady Self, First Team	2016	Paige Parker
	Erin Evans, first team	Kelsey Stevens, First Team	2017	Paige Parker
	Jennifer Stewart, first team	Brittany Williams, First Team	2018	Paige Parker
	Christy Ring, second team	Whitney Ellis, Second Team	2019	Giselle Juarez
2002	Jennifer Stump, second team	Lauren Chamberlain, First Team	2022	Jordy Bahl (co)
	Kelli Braitsch, first team	Erin Miller, First Team	BIG 12 FRESHMAN OF THE YEAR	
	Christina Enea, first team	Paige Parker, First Team	1998	Lisa Carey, infield
	Leah Gulla, first team	Shelby Pendley, First Team	1999	Jennifer Stewart, pitcher
	Christy Ring, first team	Georgia Casey, Second Team	2012	Lauren Chamberlain, infield
	Kami Keiter, second team	Whitney Ellis, Second Team	2015	Paige Parker, pitcher
	Heather Scaglione, second team	Kady Self, Second Team	2016	Shay Knighten, infield
2003	Jennifer Stewart, second team	Shay Knighten, First Team	2017	Nicole Mendes, utility
	Erin Evans, first team	Erin Miller, First Team	2018	Jocelyn Alo, utility
	Leah Gulla, first team	Paige Parker, First Team	2019	Grace Green, utility
	Kami Keiter, first team	Fale Aviu, Second Team	2021	Tiare Jennings, infield
	Heather Scaglione, second team	Caleigh Clifton, Second Team	2022	Jordy Bahl, pitcher
2004	Kristin Vesely, second team	Nicole Pendley, Second Team	BIG 12 COACH OF THE YEAR	
	Christina Enea, first team	Sydney Romero, Second Team	1996	Patty Gasso
	Heather Scaglione, first team	Shay Knighten, first team	1999	Patty Gasso
	Kristin Vesely, first team	Paige Lowary, first team	2000	Patty Gasso
	Kami Keiter, second team	Nicole Mendes, first team	2009	Patty Gasso
2005	Mariee Mena, second team	Paige Parker, first team	2012	Patty Gasso
	Norrelle Dickson, first team	Fale Aviu, second team	2013	Patty Gasso
	Christina Enea, first team	Caleigh Clifton, second team	2014	Patty Gasso
	Kami Keiter, first team	Nicole Pendley, second team	2015	Patty Gasso
	Heather Scaglione, first team	Sydney Romero, second team	2016	Patty Gasso
2006	Kristin Vesely, first team	Jocelyn Alo, first team	2017	Patty Gasso
	Norrelle Dickson, first team	Shay Knighten, first team	2018	Patty Gasso
	Samantha Ricketts, first team	Paige Lowary, first team	2019	Patty Gasso
	Kristin Vesely, first team	Paige Parker, first team	2021	Patty Gasso
	Traci Dickenson, second team	Sydney Romero, first team	2022	Patty Gasso
2007	Savannah Long, second team	Kelsey Arnold, second team	BIG 12 DEFENSIVE PLAYER OF THE YEAR	
	Norrelle Dickson, first team	Caleigh Clifton, second team	2004	Heather Scaglione, catcher
	Lauren Eckermann, first team	Nicole Pendley, second team	2005	Heather Scaglione, catcher
	Amber Flores, first team	Jocelyn Alo, first team	2008	Savannah Long, shortstop
	Susan Ogden, first team	Falepolima Aviu, first team	2010	Lindsey Vandever, catcher
	Samantha Ricketts, first team	Caleigh Clifton, first team	2016	Kelsey Arnold, shortstop
	Traci Dickenson, second team	Grace Green, first team	2018	Kelsey Arnold, shortstop
2008	Jamie Fox, second team	Giselle Juarez, first team	2019	Caleigh Clifton, second base
	Amber Flores, first team	Sydney Romero, first team	2021	Grace Lyons, shortstop
	Savannah Long, first team	Shay Knighten, second team	2022	Grace Lyons, shortstop
	D.J. Mathis, first team	Shannon Saile, second team		<i>*the award was not handed out from 2013-15</i>
	Samantha Ricketts, first team	Jocelyn Alo, first team	ALL-BIG 12 DEFENSIVE TEAM	
	Lindsey Vandever, first team	Jayda Coleman, first team	2013	Georgia Casey, second base
	Lauren Eckermann, second team	Tiare Jennings, first team		Keilani Ricketts, pitcher
	Susan Ogden, second team	Grace Lyons, first team	2014	Jessica Shults, catcher
2009	Amber Flores, first team	Shannon Saile, first team		Brianna Turang, outfielder
	Krystle Huey, first team	Mackenzie Donihoo, second team		Kelsey Stevens, pitcher
	D.J. Mathis, first team	Lynnsie Elam, second team		Brittany Williams, first base
	Katie Norris, first team	Giselle Juarez, second team		Georgia Casey, second base
	Samantha Ricketts, first team	Jocelyn Alo, first team	2015	Shelby Pendley, third base
	Haley Anderson, second team	Jordy Bahl, first team		Destinee Martinez, outfielder
	Chana'e Jones, second team	Jayda Coleman, first team		Kelsey Arnold, third base
2010	Lindsey Vandever, second team	Tiare Jennings, first team		Whitney Ellis, catcher
	Amber Flores, first team	Grace Lyons, first team		<i>*the team was discontinued after 2015</i>
	Keilani Ricketts, first team	Hope Trautwein, first team	BIG 12 NEWCOMER OF THE YEAR	
	Jessica Shults, first team	Alyssa Brito, second team	2000	Andrea Davis, outfielder
	Lindsey Vandever, first team		ALL-BIG 12 FRESHMAN TEAM	
	Haley Nix, second team		2015	Kelsey Arnold, infield
2011	Katie Norris, second team	BIG 12 PLAYER OF THE YEAR		Paige Parker, pitcher
	Chana'e Jones, first team	1996		Nicole Pendley, outfielder
	Destinee Martinez, first team	1999	Jill Most, pitcher	Fale Aviu, outfielder
	Keilani Ricketts, first team	2000	Lynette Velazquez, first base	Caleigh Clifton, infield
	Dani Dobbs, second team	2001	Lisa Carey, first base	Shay Knighten, infield
	Haley Nix, second team	2007	Kelli Braitsch, shortstop	Sydney Romero, infield
	Jessica Shults, second team	2009	Norrelle Dickson, infielder	Mariah Lopez, pitcher
2012	Georgia Casey, first team	2010	Amber Flores, utility	Nicole Mendes, utility
	Lauren Chamberlain, first team	2012	Keilani Ricketts, pitcher	Jocelyn Alo, utility
	Keilani Ricketts, first team	2013	Shelby Pendley, infielder	Elijah Flores, infield
	Jessica Shults, first team	2015	Shelby Pendley, infielder	Grace Green, utility
	Destinee Martinez, second team	2016	Erin Miller, outfielder	Grace Lyons, infield
2013	Lauren Chamberlain, first team	2017	Shay Knighten, infielder	Jayda Coleman, outfielder
		2019	Sydney Romero, infielder	Tiare Jennings, infield
				Nicole May, infield



POLL HISTORY

Oklahoma is the only program to be ranked every week of the National Fastpitch Coaches Association (NFCA) poll. The Sooners entered the rankings at No. 18 in the first poll on January 24, 1995. They have not dropped out since — 407 straight polls. Likewise, the Sooners have been ranked every week of the USA Softball poll, dating back to the 2003 season. Oklahoma formally recognizes the NFCA poll as its poll of choice. The Sooners earned their first No. 1 ranking after winning the 2000 national championship. OU has spent a school-record 29 straight polls at the top since Week 4 of the 2021 season to the final poll of 2022.

OKLAHOMA YEAR-BY-YEAR IN THE NFCA POLL

Week	1	2	3	4	5	6	7	8	9	10	11	12	13	14	15	F
1995	18	20	24	25	23	22	20	20	16	16	NP	NP	NP	NP	NP	12
1996	9	10	14	12	12	13	11	10	10	9	NP	NP	NP	NP	NP	12
1997	10	17	15	13	14	7	7	7	7	8	7	9	NP	NP	NP	11
1998	16	6	6	6	6	5	4	5	5	5	6	7	NP	NP	NP	11
1999	11	5	5	5	9	8	11	8	9	9	9	9	NP	NP	NP	23
2000	8	7	6	5	6	7	7	6	6	6	5	3	3	NP	NP	1
2001	2	3	5	5	5	6	6	7	7	6	7	6	5	NP	NP	5
2002	7	4	7	9	6	9	9	9	9	11	12	12	13	NP	NP	8
2003	8	9	6	6	4	4	4	4	6	5	5	5	NP	NP	NP	5
2004	4	4	5	5	6	7	9	13	17	17	21	20	21	21	NP	6
2005	4	14	13	11	9	8	7	8	6	5	5	10	11	10	NP	13
2006	12	10	10	10	13	14	15	17	21	21	22	23	21	21	NP	18
2007	16	12	9	6	6	6	4	4	3	3	4	3	3	3	NP	11
2008	5	9	8	10	11	11	13	12	11	7	8	8	7	7	7	10
2009	10	7	8	7	6	9	11	8	12	13	15	13	13	10	10	16
2010	11	13	12	11	12	11	12	13	11	12	14	12	12	11	NP	11
2011	9	6	6	10	10	9	12	15	14	15	15	15	15	13	13	7
2012	5	4	6	8	8	7	7	7	5	6	6	5	4	4	4	2
2013	2	2	2	2	2	1	1	1	1	1	1	1	1	1	1	1
2014	2	11	18	20	19	19	22	22	22	19	16	17	15	13	12	5
2015	4	4	4	6	6	6	6	6	6	5	5	6	5	5	6	9
2016	9	14	12	14	13	13	13	13	14	12	9	9	7	5	3	1
2017	1	4	4	9	9	9	13	12	11	10	8	7	6	6	6	1
2018	1	1	4	4	5	5	3	2	2	2	2	3	3	3	3	4
2019	4	3	4	4	4	2	2	2	2	2	1	1	1	1	1	2
2020	3	2	3	5	6	6	-	-	-	-	-	-	-	-	-	-
2021	4	4	2	1	1	1	1	1	1	1	1	1	1	1	1	1
2022	1	1	1	1	1	1	1	1	1	1	1	1	1	1	1	1

OKLAHOMA YEAR-BY-YEAR IN THE USA SOFTBALL POLL

Week	1	2	3	4	5	6	7	8	9	10	11	12	13	14	15	16	F
2003	11	6	6	4	4	3	4	5	5	4	4	NP	NP	NP	NP	NP	6
2004	4	4	4	5	6	7	9	11	14	17	18	20	19	20	20	20	6
2005	4	12	13	14	12	12	11	9	9	7	6	6	9	10	10	11	12
2006	10	10	10	14	15	17	18	21	19	21	23	22	20	18	NP	NP	17
2007	16	14	10	7	5	6	3	2	2	2	4	3	3	2	1	NP	9
2008	5	9	6	9	9	8	11	13	12	9	11	9	7	7	8	NP	10
2009	6	3	4	5	5	8	10	6	10	11	16	14	9	NP	NP	NP	17
2010	10	12	9	8	9	8	9	13	13	12	13	10	9	8	8	NP	10
2011	6	6	6	11	9	8	7	14	15	14	15	14	15	13	12	NP	7
2012	6	4	6	9	8	7	7	7	7	6	5	5	3	4	4	2	2
2013	2	1	1	1	1	1	1	1	1	1	1	1	1	1	1	NP	1
2014	2	7	13	13	13	13	16	16	15	13	12	12	12	10	10	NP	4
2015	3	3	3	4	5	6	6	6	5	5	5	5	4	4	5	NP	9
2016	8	10	11	13	14	14	14	14	12	9	9	8	7	4	3	NP	1
2017	1	6	5	9	10	10	12	12	9	8	8	7	7	6	6	NP	1
2018	1	1	5	6	6	5	5	3	2	2	2	3	3	3	2	NP	4
2019	4	3	4	4	3	2	2	2	2	2	1	1	1	1	1	NP	2
2020	3	3	3	5	5	6	6	-	-	-	-	-	-	-	-	-	-
2021	4	4	2	1	1	1	1	1	1	1	1	1	1	1	1	NP	1
2022	1	1	1	1	1	1	1	1	1	1	1	1	1	1	1	NP	1

OKLAHOMA VS. THE NFCA TOP 10

#14-17 (.200)	#515-16 (.483)	#914-10 (.550)
..... Last win: 3-0 vs. Cal (6/1/12) Last win: 15-0 (5) vs. UCLA (6/6/22)	Last win: 10-2 (6) vs. Okla. State (5/15/21)
#211-21 (.357)	#67-3 (.700)	#1019-8 (.703)
..... Last win: 10-3 vs. UCLA (6/5/21) Last win: 2-0 vs. Arizona State (6/2/18) Last win: 13-2 (5) vs. Northwestern (6/2/22)
#311-15 (.423)	#716-9 (.640)	
..... Last win: 4-1 vs. UCLA (2/12/22) Last win: 5-3 vs. Okla. State (5/7/22)	
#42-5 (.200)	#814-13 (.518)	
..... Last win: 6-4 (10) vs. Arizona (2/15/20) Last win: 9-1 (6) vs. Kentucky (3/21/22)	

OU SOFTBALL COMPLEX



YEAR-BY-YEAR AT THE OU SOFTBALL COMPLEX

	Overall	Conference
1998	18-5	4-4
1999	18-3	4-1
2000	27-3	8-1
2001	19-0	7-0
2002	22-2	5-2
2003	18-3	7-2
2004	22-3	9-0
2005	25-5	7-4
2006	17-9-1	4-5
2007	27-3	8-1
2008	23-1	9-0
2009	16-5	8-1
2010	15-2	5-2
2011	19-4	6-3
2012	23-3	10-3
2013	20-2	7-0
2014	32-3	10-1
2015	22-1	5-1
2016	24-2	9-1
2017	24-2	6-1
2018	30-0	14-0
2019	18-1	4-0
2020	9-1	N/A
2021	20-0	9-0
2022	19-0	9-0
Total	528-62-1 (.893)	174-33 (.840)

TOP 10 CROWDS

- 2,076 vs. Oklahoma State 5/4/19
- 1,970 vs. Grand Canyon 3/9/19
- 1,967 vs. Arkansas (Super Regional) 5/26/18
- 1,953 vs. Baylor 3/6/19
- 1,944 vs. Tulsa (Regional) 5/2/17
- 1,940 vs. Tennessee (Super Regional) 5/25/14

- 1,939 vs. Northwestern (Super Reg.) 5/25/19
- 1,938 vs. Arkansas (Super Regional) 5/25/18
- 1,920 vs. Wisconsin (Regional) 5/19/19
- 1,913 vs. Tulsa (Regional) 5/19/18

ATTENDANCE OVER THE LAST 5 YEARS

2013	20,240 (1,012 avg.)
2014	36,852 (1,052 avg.)
2015	28,023 (1,218 avg.)
2016	32,278 (1,279 avg.)
2017	32,428 (1,247 avg.)
2018	49,186 (1,640 avg.)
2019	27,488 (1,446 avg.)
2020	16,093 (1,609 avg.)
2021 (limited capacity)	14,007 (700 avg.)
2022	32,145 (1,691 avg.)

OU TEAM SINGLE-GAME COMPLEX RECORDS

Most runs... 35 vs. Arkansas-Pine Bluff (2/28/14)
 Most hits 24, 2x, MR: vs. UAPB (2/28/14)
 Most doubles 8 vs. Morgan State (5/21/21)
 Most triples .. 2, many times, MR: vs. Samford (3/7/15)
 Most home runs 8 vs. East Carolina (3/15/15)
 Most stolen bases... 7 vs. Northern Iowa (3/13/10)
 Most walks drawn 15 vs. Iowa State (4/26/13)
 Longest game (inn.) 11 inn. (5/16/09)
 L, 0-1 to North Dakota State

OU IND. SINGLE-GAME COMPLEX RECORDS

Most runs 5, 2x, MR: Lauren Chamberlain
 vs. UAPB (2/28/14)
 Most hits 4, 17x, MR: Tiare Jennings
 vs. Morgan State (5/21/21)
 Most RBI 10, Shelby Pendley
 vs. UAPB (2/28/14)
 Most doubles 3, 2x, MR: Tiare Jennings

..... vs. Morgan State (5/21/21)
 Most triples 2, 2x, MR: Erin Miller
 vs. Samford (3/7/15)
 Most home runs 3, Shelby Pendley
 vs. East Carolina (3/14/15)
 Most stolen bases 3, 4x, MR: Kelsey Arnold
 vs. Maryland (3/12/16)
 Most strikeouts thrown 19, Keilani Ricketts
 vs. Iona (5/20/11)

OPPONENT TEAM SINGLE GAME RECORDS

Most runs 12, 2x, MR: by Minnesota (3/16/16)
 Most hits 17 by Fresno State (4/16/98)
 Most doubles 6 by Tennessee (3/7/09)
 Most triples 1, many times
 Most home runs 5 by Baylor (4/10/06)
 Most stolen bases 5 by Texas A&M (4/17/05)
 Most walks drawn 8 by Missouri (3/25/06)

OPPONENT IND. SINGLE GAME RECORDS

Most runs 3, 6x, MR: Lindsey Stephens
 of Texas (4/15/16)
 Most hits 4, 2x, MR: Chez Sievers
 of Texas (4/14/06)
 Most RBI 6, 2x, MR: Melissa Dixon
 of Arkansas (4/8/09)
 Most doubles 2, 7x, MR: Sami Williams
 of Iowa State (4/8/18)
 Most triples 1, many times
 Most home runs 2, 5x, MR: Ryleigh Buck
 of Wichita State (5/22/21)
 Most stolen bases 3, Rhea Taylor
 of Missouri (4/6/08)
 Most strikeouts thrown 19, Cat Osterman
 of Texas (4/14/02)



TEAM RECORDS

OKLAHOMA SINGLE GAME

Most runs..... 35 vs. Arkansas-Pine Bluff (2/28/14)
 Most hits28, 2x, MR vs. New Mexico (2/27/21)
 Most doubles..... 8 vs. Morgan State (5/21/21)
 Most triples 4 vs. Texas Tech (5/4/96)
 Most home runs.....13 vs. UTEP (2/11/21)
 Most stolen bases9 vs. Illinois-Chicago (3/4/05)
 Most walks drawn16 vs. Southwestern (4/12/75)
 Longest game 20 innings vs. Texas Woman's University
(4/8/79; TWU won 1-0)

OKLAHOMA INDIVIDUAL SINGLE GAME

Most hits..... 5, 5x, MR: Kinzie Hansen vs. UTEP (2/11/21)
 Most runs..... 5, 5x, MR: Jocelyn Alo vs. Texas (6/8/22)
 Most doubles..... 3, 7x, MR: Tiare Jennings vs. Morgan State (5/21/21)
 Most triples 2, 10x, MR: Erin Miller vs. Samford (3/7/15)
 Most home runs.....3, 7x, MR: Jocelyn Alo vs. Texas Tech (4/8/22)
 Most RBI10, Shelby Pendley vs. Arkansas-Pine Bluff (2/28/14)
 Most stolen bases 4, 2x, last Cris Cerulle vs. Cameron (3/21/88)
 Most strikeouts thrown 19, Keilani Ricketts vs. New Mexico St. (5/20/11)

OPPONENT SINGLE GAME

Most runs..... 19 by Arizona (3/14/95)
 Most hits 18, 3x, last by Indiana (2/17/06)
 Most doubles.....6, 2x, last by Tennessee (3/6/09)
 Most triples 3, 4x, MR: Northern Illinois (4/22/89)
 Most home runs..... 5 by Baylor (4/10/06)
 Most stolen bases 5, 2x, MR: Texas (5/1/11)
 Most walks drawn 11, 2x, MR: Arizona (3/12/95)

BATTING AVERAGE

1.	.405 (666 H-1645 AB)	2021
2.	.371 (575-1551)	2022
3.	.361 (538-1492)	2015
4.	.351 (631-1798)	2016
5.	.345 (565-1640)	2019
6.	.338 (536-1588)	2001
7.	.335 (524-1566)	2013
8.	.329 (648-1971)	2000
9.	.324 (536-1652)	2007
10.	.321 (511-1592)	2018

ON-BASE PERCENTAGE

1.	.490	2021
2.	.474	2022
3.	.473	2015
4.	.461	2013
5.	.436	2019
6.	.432	2014
7.	.427	2016
8.	.424	2018
9.	.423	2007
10.	.412	2001

SLUGGING PERCENTAGE

1.	.778	2021
2.	.734	2022
3.	.657	2015
4.	.640	2019
5.	.582	2013
6.	.547	2012
7.	.546	2014
8.	.538	2016
9.	.534	2000
10.	.532	2018

RUNS

1.	638	2021
2.	579	2022
3.	487	2015
4.	476	2013
5.	460	2019
6.	459	2000
7.	450	2014
8.	438	2017
9.	435	2016
10.	430	2007

HITS

1.	666	2021
2.	648	2000
3.	631	2016
4.	629	1994
5.	605	2017
6.	575	2022
7.	568	2005
8.	565	2019
9.	538	2015
10.	536	2001
	536	2007

DOUBLES

1.	120	2005
2.	114	2000
3.	110	2021
4.	101	2019
5.	100	2016
6.	99	2017
7.	96	2013
8.	89	2015
9.	85	2006
10.	84	1998

TRIPLES

1.	23	1979
2.	19	2019
3.	18	1992
	18	2000
5.	17	1980
6.	16	1982
	16	1996
	16	2002
	16	2015
10.	15	2006

HOME RUNS

1.	161	2021
2.	155	2022
3.	115	2019
4.	107	2015
5.	102	2012
6.	94	2013
7.	90	2014
8.	85	2000
9.	82	2018
10.	78	2008

WALKS DRAWN

1.	348	2013
2.	300	2015
3.	289	2014
4.	268	2022
5.	249	2018
6.	238	2021
7.	237	2000
	237	2010
9.	234	2019
10.	229	2007

TEAM RECORDS



HIT BY PITCH

1.	63	2017
	63	2021
3.	62	2007
4.	60	2009
5.	57	2022
6.	54	2008
7.	52	2019
8.	50	2010
	50	2012
10.	47	2018

STOLEN BASES

1.	112	2000
	112	2017
3.	110	2005
4.	98	1997
5.	97	2004
6.	96	2007
7.	89	2002
8.	80	2016
9.	77	1992
	77	1998

SACRIFICE HITS

1.	95	1989
2.	93	1996
3.	87	1981
4.	86	1997
5.	77	1994
6.	74	1992
7.	68	1985
8.	61	1980
	61	1995
10.	60	1987

SACRIFICE FLIES

1.	29	2021
2.	26	2019
3.	22	2022
4.	20	2015
5.	17	2001
	17	2017
7.	15	2005
	15	2012
9.	14	2016
	14	2018

EARNED RUN AVERAGE

1.	0.61	1984
2.	0.84	1983
3.	0.89	1980
4.	0.92	1979
5.	0.93	1985
6.	1.05	2022
7.	1.12	2018
8.	1.14	1997
9.	1.16	2013
10.	1.22	2012

OPPONENT BATTING AVERAGE

1.	.144	2022
2.	.157	2013
	.157	2019
4.	.166	1984
5.	.167	2012
6.	.173	1983
7.	.174	1985
8.	.176	2010
9.	.176	1980
10.	.177	2017

INNINGS PITCHED

1.	497.1	1997
2.	492.0	2000
3.	485.1	1994
4.	482.2	1996
	482.2	2017
6.	472.1	1981
7.	462.2	2004
8.	443.2	1992
9.	442.0	1998
10.	441.2	2005

STRIKEOUTS

1.	621	2012
2.	586	2011
3.	573	2013
4.	572	2019
5.	510	2017
6.	486	1997
7.	470	2010
8.	463	2022
9.	458	1996
10.	438	2005

STRIKEOUTS PER 7 IP

1.	10.36	2013
2.	10.35	2012
3.	10.08	2011
4.	10.02	2019
5.	8.97	2022
6.	8.40	2010
7.	8.36	2021
8.	7.40	2017
9.	7.28	2015
10.	7.12	2018



TEAM RECORDS

FEWEST WALKS

1.	37	1984
2.	66	1983
3.	68	1979
4.	71	2018
5.	73	2001
6.	75	2012
7.	76	1980
8.	78	1990
9.	82	1991
10.	86	2002

FEWEST WALKS PER 7 IP

1.	0.98	1984
2.	1.25	2012
3.	1.24	2018
4.	1.32	2001
5.	1.32	1980
6.	1.33	1979
7.	1.37	2002
8.	1.38	2000
9.	1.42	1983
10.	1.49	2007
	1.49	1991

FEWEST HITS ALLOWED

1.	155	1984
2.	178	2022
3.	188	1985
4.	209	1983
5.	214	2013
6.	218	2019
7.	221	1988
8.	233	2021
9.	234	1979
10.	245	2010
	245	2015

FEWEST RUNS ALLOWED

1.	47	1984
2.	65	2022
3.	74	2013
4.	76	2018
5.	80	1983
6.	83	1985
7.	88	1979
8.	89	2019
9.	94	2012
10.	105	2001

SHUTOUTS

1.	33	2022
2.	30	1997
	30	2018
4.	29	2013
5.	28	2019
6.	24	1998
	24	2012
	24	2000
9.	23	2008
	23	2021

SAVES

1.	15	2017
2.	8	2018
3.	6	2009
4.	5	1996
	5	2002
	5	2013
	5	2020
8.	4	2021
	4	1998
	4	2004
	4	1994
	4	2014
	4	2005
	4	2019

COMPLETE GAMES

1.	57	1981
2.	51	1997
3.	50	1996
4.	48	2000
5.	46	1998
6.	45	2004
7.	44	1980
8.	43	2012
9.	42	1983
	42	1994

FEWEST ERRORS

1.	22	2018
2.	24	2019
3.	25	2021
4.	28	2016
5.	30	2015
6.	33	2022
7.	34	2013
8.	36	1999
	36	2014
10.	38	2008

FIELDING PERCENTAGE

1.	.986 (1203 PO - 397 A - 22 E)	2018
2.	.984 (1198-272-24)	2019
3.	.983 (1282-382-28)	2016
4.	.982 (1072-271-25)	2021
5.	.979 (1146-534-36)	1999
6.	.979 (1064-308-30)	2015
7.	.978 (1200-480-38)	2008
8.	.978 (1161-342-34)	2013
9.	.978 (1196-387-36)	2014
10.	.977 (1448-492-45)	2017
	.977 (1444-328-33)	2022

DOUBLE PLAYS TURNED

1.	30	2014
2.	24	2002
	24	2006
4.	23	2016
5.	22	2004
	22	2008
7.	21	1998
	21	2000
	21	2017
10.	20	2003
	20	2005
	20	2009

CAREER RECORDS



BATTING AVERAGE (MIN. 200 AB)

1.	.445	Jocelyn Alo	'18-22
2.	.435	Jayda Coleman	'21-
3.	.433	Tiare Jennings	'21-
4.	.402	Norrelle Dickson	'04-07
5.	.401	Shelby Pendley	'13-15
6.	.395	Lauren Chamberlain	'12-15
7.	.380	Kinzie Hansen	'20-
8.	.375	Sydney Romero	'16-19
9.	.369	Amber Flores	'07-10
10.	.369	Becky Burroughs	'93-94

ON-BASE PERCENTAGE (MIN. 200 AB)

1.	.564	Jayda Coleman	'21-
2.	.557	Jocelyn Alo	'18-22
3.	.556	Lauren Chamberlain	'12-15
4.	.524	Amber Flores	'07-10
5.	.517	Shelby Pendley	'13-15
6.	.513	Caleigh Clifton	'16-19
7.	.512	Tiare Jennings	'21-
8.	.503	Keilani Ricketts	'10-13
9.	.486	Paige Parker	'15-18
10.	.484	Norrelle Dickson	'04-07

SLUGGING PERCENTAGE (MIN. 200 AB)

1.	.987	Jocelyn Alo	'18-22
2.	.968	Tiare Jennings	'21-
3.	.960	Lauren Chamberlain	'12-15
4.	.874	Shelby Pendley	'13-15
5.	.725	Kinzie Hansen	'20-
6.	.707	Grace Lyons	'19-
7.	.703	Amber Flores	'07-10
8.	.679	Jayda Coleman	'21-
9.	.674	Keilani Ricketts	'10-13
10.	.664	Jessica Shults	'10-13

GAMES PLAYED

1.	277	Mindy Johnson	'94-97
2.	265	Casey Dickson	'94-97
3.	258	Sydney Romero	'16-19
4.	257	Norrelle Dickson	'04-07
5.	256	Kristin Vesely	'03-06
6.	255	Kelli Braitsch	'00-03
	255	Falepolima Aviu	'16-19
8.	254	Erin Evans	'00-03
	254	Nicole Pendley	'15-18
	254	Caleigh Clifton	'16-19

AT-BATS

1.	853	Sydney Romero	'16-19
2.	816	Norrelle Dickson	'04-07
3.	798	Kristin Vesely	'03-06
4.	794	Lisa Carey	'98-01
5.	792	Christy Ring	'99-02
6.	789	Destinee Martinez	'11-14
7.	771	Jocelyn Alo	'18-22
8.	770	Kelli Braitsch	'00-03
9.	733	Mindy Johnson	'94-97
10.	730	Nicole Pendley	'15-18

HITS

1.	343	Jocelyn Alo	'18-22
2.	328	Norrelle Dickson	'04-07
3.	320	Sydney Romero	'16-19
4.	293	Kristin Vesely	'03-06
5.	289	Lisa Carey	'98-01
6.	276	Christy Ring	'99-02
7.	268	Destinee Martinez	'11-14
8.	266	Kelli Braitsch	'00-03
9.	249	Samantha Ricketts	'06-09
10.	247	Shay Knighten	'16-19

RUNS SCORED

1.	281	Jocelyn Alo	'18-22
1.	272	Lauren Chamberlain	'12-15
2.	234	Norrelle Dickson	'04-07
	234	Caleigh Clifton	'16-19
4.	232	Amber Flores	'07-10
5.	229	Sydney Romero	'16-19
6.	206	Christy Ring	'99-02
8.	196	Kelli Braitsch	'00-03
9.	189	Shelby Pendley	'13-15
10.	186	Grace Lyons	'19-

DOUBLES

1.	58	Sydney Romero	'16-19
2.	56	Lisa Carey	'98-01
3.	53	Kristin Vesely	'03-06
4.	50	Jocelyn Alo	'18-22
5.	49	Ashli Barrett	'98-01
	49	Kelli Braitsch	'00-03
7.	48	Caleigh Clifton	'16-19
8.	47	Samantha Ricketts	'06-09
	47	Shelby Pendley	'13-15
10.	46	Leah Gulla	'00-03

TRIPLES

1.	17	Tammy Allard	'79-81
2.	16	Nicole Mendes	'17-21
3.	14	Christy Ring	'99-02
4.	12	Barb Rutledge	'77-80
	12	Cari Graves	'89-92
	12	Lonni Alameda	'90-92
7.	11	Kelli Braitsch	'00-03
	11	Erin Evans	'00-03
	11	Erin Miller	'13-16
10.	10	Christina DeLuca	'94-95
	10	Kristin Vesely	'03-06

HOME RUNS

1.	122	Jocelyn Alo	'18-22
2.	95	Lauren Chamberlain	'12-15
3.	65	Shelby Pendley	'13-15
4.	61	Jessica Shults	'10-13
5.	56	Tiare Jennings	'21-
	56	Amber Flores	'07-10
7.	54	Sydney Romero	'16-19
8.	50	Grace Lyons	'19-
9.	50	Keilani Ricketts	'10-13
10.	48	Samantha Ricketts	'06-09



CAREER RECORDS

RUNS BATTED IN

1.	323	Jocelyn Alo	'18-22
2.	254	Lauren Chamberlain	'12-15
3.	239	Samantha Ricketts	'06-09
4.	230	Jessica Shults	'10-13
5.	215	Sydney Romero	'16-19
6.	214	Shelby Pendley	'13-15
7.	197	Shay Knighten	'16-19
8.	190	Ashli Barrett	'98-01
9.	189	Nicole Pendley	'15-18
10.	184	Lisa Carey	'98-01

EXTRA-BASE HITS

1.	173	Jocelyn Alo	'18-22
2.	145	Lauren Chamberlain	'12-15
3.	121	Sydney Romero	'16-19
4.	115	Shelby Pendley	'13-15
5.	101	Jessica Shults	'10-13
6.	99	Amber Flores	'07-10
7.	98	Kelli Braitsch	'00-03
	98	Lisa Carey	'98-01
9.	97	Samantha Ricketts	'06-09
10.	96	Ashli Barrett	'98-01

TOTAL BASES

1.	761	Jocelyn Alo	'18-22
2.	583	Lauren Chamberlain	'12-15
3.	558	Sydney Romero	'16-19
4.	466	Lisa Carey	'98-01
5.	464	Jessica Shults	'10-13
6.	458	Shelby Pendley	'13-15
7.	455	Amber Flores	'07-10
8.	448	Kelli Braitsch	'00-03
9.	444	Samantha Ricketts	'06-09
10.	434	Ashli Barrett	'98-01

WALKS DRAWN

1.	207	Lauren Chamberlain	'12-15
2.	183	Jocelyn Alo	'18-22
3.	170	Keilani Ricketts	'10-13
4.	164	Caleigh Clifton	'16-19
5.	163	Amber Flores	'07-10
6.	147	Brittany Williams	'11-14
7.	126	Jessica Shults	'10-13
8.	121	Shelby Pendley	'13-15
9.	118	Casey Dickson	'94-97
	118	Christy Ring	'99-02

INTENTIONAL WALKS

1.	21	Samantha Ricketts	'06-09
2.	11	Lauren Chamberlain	'12-15
3.	10	Jocelyn Alo	'18-22
	10	Heather Scaglione	'02-05
5.	7	Lisa Carey	'98-01
	7	Jessica Shults	'10-13
7.	6	Casey Dickson	'94-97
	6	Amber Flores	'07-10
	6	Keilani Ricketts	'10-13
10.	5	Lynette Velazquez	'98-99

HIT BY PITCH

1.	65	Caleigh Clifton	'16-19
2.	54	Amber Flores	'07-10
3.	46	Savannah Long	'05-08
4.	38	Dani Dobbs	'08-11
5.	37	Norelle Dickson	'04-07
6.	36	Fale Aviu	'16-19
	36	Jana Johns	'21-22
8.	30	Grace Lyons	'19-
9.	27	Kelli Braitsch	'00-03
10.	26	Traci Dickenson	'06-09

STOLEN BASES

1.	110	Norrelle Dickson	'04-07
2.	86	Christy Ring	'99-02
3.	76	LaKisha Washington	'98-01
4.	69	Erin Evans	'00-03
5.	64	Brianna Turang	'10-13
6.	62	Angie Holwell	'94-97
	62	Kristin Vesely	'03-06
8.	55	Destinee Martinez	'11-14
	55	Caleigh Clifton	'16-19
10.	46	Nicole Mendes	'17-21

STOLEN BASE PERCENTAGE (MIN. 20 ATTEMPTS)

1.	.964	Christina Enea (27-28)	'02-05
2.	.958	Cindry Brtko (23-24)	'79-81
3.	.905	Kelly Brown (19-21)	'79-81
4.	.899	Angie Holwell (62-69)	'94-97
5.	.875	Evan Sallis (28-32)	'09-10
6.	.872	Lauren Chamberlain (41-47)	'12-15
7.	.870	Grace Lyons (27-31)	'19-
	.870	Stephanie Clark (20-23)	'96-99
9.	.867	Raegan Rogers (26-30)	'16-19
10.	.859	Destinee Martinez (55-64)	'11-14

SACRIFICE HITS

1.	38	Mindy Johnson	'94-97
2.	36	Vickie James	'79-81
3.	33	Carye Whitescarver	'80-83
4.	32	Laura Purser	'95-96
	32	Nicole Myers	'96-99
6.	31	LaKisha Washington	'98-01
	31	Norelle Dickson	'04-07
8.	28	Michelle Wald	'88-91
	28	Mandy Fulton	'98-01
10.	27	Analisa Jackson	'94-95

SACRIFICE FLIES

1.	13	Samantha Ricketts	'06-09
	13	Sydney Romero	'16-19
3.	11	Lisa Carey	'98-01
4.	10	Grace Lyons	'19-
	10	Shay Knighten	'16-19
5.	9	Lana Moran	'97-00
	9	Christina Enea	'02-05
	9	Falepolima Aviu	'16-19
8.	7	Tiare Jennings	'21-
	7	Leah Gulla	'00-03
	7	Amber Flores	'07-10
	7	Brittany Williams	'11-14
	7	Nicole Pendley	'15-18

CAREER RECORDS



EARNED RUN AVERAGE (MIN. 150 IP)

1.	0.56	Kerri Mulry	'86
2.	1.00	Cheryl Jacobs	'78-80
3.	1.13	Kami Keiter	'02-05
4.	1.15	Patti Graham	'81-84
5.	1.24	Mary Thompson	'85-86
6.	1.26	Keilani Ricketts	'10-13
7.	1.31	Patti Krafft	'82-85
8.	1.38	Jennifer Stewart	'99-02
9.	1.39	Belle Craig	'81
10.	1.41	Paige Parker	'15-18

WINS

1.	133	Keilani Ricketts	'10-13
2.	123	Paige Parker	'15-18
3.	115	Jennifer Stewart	'99-02
4.	101	Kami Keiter	'02-05
5.	76	Jill Most	'94-97
	76	D.J. Mathis	'06-09
7.	72	Cheryl Jacobs	'78-80
8.	67	Lana Moran	'97-00
9.	63	Patti Graham	'81-84
10.	56	Kelsey Stevens	'14-16

APPEARANCES

1.	192	Keilani Ricketts	'10-13
2.	174	Paige Parker	'15-18
3.	173	Kami Keiter	'02-05
4.	167	Jennifer Stewart	'99-02
5.	138	D.J. Mathis	'06-09
6.	133	Jill Most	'94-97
7.	125	Lana Moran	'97-00
8.	110	Patti Graham	'81-84
9.	108	Christine Haag	'90-93
10.	107	Cheryl Jacobs	'78-80

GAMES STARTED

1.	163	Keilani Ricketts	'10-13
2.	136	Kami Keiter	'02-05
3.	135	Jennifer Stewart	'99-02
4.	134	Paige Parker	'15-18
5.	109	Patti Graham	'81-84
6.	103	Cheryl Jacobs	'78-80
7.	102	Jill Most	'94-97
8.	100	D.J. Mathis	'06-09
9.	89	Lana Moran	'97-00
	89	Kelsey Stevens	'14-16

COMPLETE GAMES

1.	123	Keilani Ricketts	'10-13
2.	101	Patti Graham	'81-84
3.	91	Jennifer Stewart	'99-02
4.	90	Kami Keiter	'02-05
5.	87	Cheryl Jacobs	'78-80
6.	80	Paige Parker	'15-18
7.	69	Jill Most	'94-97
8.	67	Lana Moran	'97-00
9.	63	Christine Haag	'90-93
10.	54	D.J. Mathis	'06-09

INNINGS PITCHED

1.	1074.1	Keilani Ricketts	'10-13
2.	928.2	Jennifer Stewart	'99-02
3.	910.1	Kami Keiter	'02-05
4.	867.1	Paige Parker	'15-18
5.	807.1	Patti Graham	'81-84
6.	752.1	Cheryl Jacobs	'78-80
7.	671.2	Jill Most	'94-97
8.	637.0	D.J. Mathis	'06-09
9.	621.1	Lana Moran	'97-00
10.	557.2	Christine Haag	'90-93

STRIKEOUTS

1.	1605	Keilani Ricketts	'10-13
2.	968	Paige Parker	'15-18
3.	805	Jill Most	'94-97
4.	733	Kami Keiter	'02-05
5.	634	Jennifer Stewart	'99-02
6.	597	D.J. Mathis	'06-09
7.	528	Michelle Gascoigne	'10-13
8.	462	Cheryl Jacobs	'78-80
	462	Patti Graham	'81-84
10.	456	Kelsey Stevens	'14-16

SAVES

1.	18	Paige Lowary	'17-18
2.	11	Shannon Saile	'19-21
3.	9	Kami Keiter	'02-05
4.	8	Keilani Ricketts	'10-13
5.	6	Lana Moran	'97-00
	6	Paige Parker	'15-18
7.	5	Jill Most	'94-97
	5	Jennifer Stewart	'99-02
9.	4	Dayna Garcia	'92-93
	4	DJ Mathis	'06-09
	4	Shelby Pendley	'13-15

SHUTOUTS

1.	54	Keilani Ricketts	'10-13
2.	37	Paige Parker	'15-18
3.	35	Jennifer Stewart	'99-02
4.	34	Patti Graham	'81-84
	34	Kami Keiter	'02-05
6.	33	Cheryl Jacobs	'78-80
7.	32	Jill Most	'94-97
8.	26	Lana Moran	'97-00
9.	25	D.J. Mathis	'06-09
10.	18	Jennifer Sherman	'92-95

OPPONENT BATTING AVERAGE (MIN. 150 IP)

1.	.147	Kerri Mulry	'86
2.	.161	Giselle Juarez	'19-21
3.	.162	Keilani Ricketts	'10-13
4.	.168	Cheryl Jacobs	'79-80
5.	.169	Jill Most	'94-97
6.	.172	Shannon Saile	'19-21
7.	.173	Patti Krafft	'82-85
8.	.175	Brea Moore	'94-95
9.	.176	Paige Parker	'15-18
10.	.188	Michelle Gascoigne	'10-13



CAREER RECORDS

WINNING PERCENTAGE (MIN. 50 DECISIONS)

1.	.962	Mariah Lopez (51-2)	'17-'19
2.	.898	Giselle Juarez (53-6)	'19-21
3.	.879	Michelle Gascoigne (51-7)	'10-13
4.	.872	Paige Parker (123-18)	'15-18
5.	.847	Lauren Eckermann (50-9)	'07-08
6.	.821	Jennifer Stewart (115-25)	'99-02
7.	.800	Kelsey Stevens (56-14)	'14-16
8.	.792	Keilani Ricketts (133-35)	'10-13
9.	.768	D.J. Mathis (76-23)	'06-09
10.	.764	Nicole Denes (42-13)	'03-06

FIELDING PERCENTAGE (MIN. 300 CHANCES)

1.	.995	Jessica Shults (2022 PO, 99 A, 11 E)	'10-13
2.	.993	Lynnsie Elam (1124 PO, 69 A, 8 E)	'18-22
	.993	Whitney Montgomery (845, 98, 7)	'13-16
	.993	Kinzie Hansen (684 PO, 38 A, 5 E)	'20-
5.	.992	Lea Wodach (1155, 72, 10)	'15-18
6.	.991	Kim Young (606, 73, 6)	'96-97
7.	.991	Christina Enea (1530, 99, 15)	'02-05
8.	.991	Lynette Velazquez (881, 64, 9)	'98-99
9.	.990	Ashli Barrett (1055, 166, 12)	'98-01
10.	.989	Samantha Ricketts (1216, 86, 15)	'06-09

STRIKEOUT PER 7 IP (MIN. 150 IP)

1.	10.46	Keilani Ricketts	'10-13
2.	9.75	Shannon Saile	'19-21
3.	9.52	Giselle Juarez	'19-21
4.	9.46	Michelle Gascoigne	'10-13
5.	8.42	Mariah Lopez	'17-
6.	8.39	Jill Most	'94-97
7.	7.81	Paige Parker	'15-18
8.	7.71	Nicole May	'21-
9.	7.44	Kelsey Stevens	'14-16
10.	6.84	Brea Moore	'94-95

WALKS PER 7 IP (MIN. 150 IP)

1.	0.60	Kerri Mulry	'86
2.	1.10	Patti Graham	'81-84
3.	1.27	Cheryl Jacobs	'79-80
4.	1.30	Lauren Eckermann	'07-08
5.	1.31	Mariah Lopez	'17-
6.	1.33	Lana Moran	'97-00
7.	1.36	Jennifer Stewart	'99-02
	1.36	Paige Lowary	'17-18
9.	1.52	Giselle Juarez	'19-21
10.	1.49	Michelle Gascoigne	'10-13

PUTOUTS

1.	2022	Jessica Shults	'10-13
2.	1530	Christina Enea	'02-05
3.	1318	Lindsey Vandever	'07-10
4.	1312	Heather Scaglione	'02-05
5.	1288	Cindy Brtko	'79-81
6.	1258	Patti Krafft	'82-85
7.	1216	Samantha Ricketts	'06-09
8.	1176	Casey Dickson	'94-97
9.	1155	Lea Wodach	'15-18
10.	1124	Lynnsie Elam	'18-22

ASSISTS

1.	488	Leah Gulla	'00-03
2.	429	Kelli Braitsch	'00-03
3.	418	Lorie Fausett	'86-89
4.	402	Kelsey Arnold	'15-18
5.	380	LaKisha Washington	'98-01
6.	367	Sydney Romero	'16-19
7.	366	Norrelle Dickson	'04-07
	366	Savannah Long	'05-08
9.	364	Lisa Carey	'98-01
10.	352	Kelly Gieger	'81-84

SEASON RECORDS



BATTING AVERAGE (MIN. 70 AB)

1.	.515	Jocelyn Alo	2022
2.	.475	Jocelyn Alo	2021
3.	.462	Tiare Jennings	2021
3.	.458	Lauren Chamberlain	2013
4.	.453	Norrelle Dickson	2007
5.	.451	Kristin Vesely	2005
6.	.449	Norrelle Dickson	2006
7.	.444	Jayda Coleman	2021
8.	.440	Kristin Vesely	2006
9.	.438	Kinzie Hansen	2021
	.438	Mackenzie Donihoo	2021

ON-BASE PERCENTAGE (MIN. 70 AB)

1.	.646	Jocelyn Alo	2022
2.	.613	Lauren Chamberlain	2014
3.	.594	Amber Flores	2009
4.	.589	Lauren Chamberlain	2015
5.	.585	Lauren Chamberlain	2014
6.	.584	Jayda Coleman	2022
7.	.566	Jocelyn Alo	2021
8.	.549	Norrelle Dickson	2007
	.549	Jocelyn Alo	2018
10.	.548	Keilani Ricketts	2012

SLUGGING PERCENTAGE (MIN. 70 AB)

1.	1.212	Jocelyn Alo	2022
2.	1.113	Lauren Chamberlain	2013
3.	1.109	Jocelyn Alo	2021
4.	1.000	Tiare Jennings	2021
5.	.993	Lauren Chamberlain	2015
6.	.977	Jocelyn Alo	2018
7.	.950	Shelby Pendley	2015
8.	.934	Tiare Jennings	2022
9.	.893	Kinzie Hansen	2021
10.	.878	Lauren Chamberlain	2012

GAMES PLAYED

1.	74	Angie Holwell	1997
	74	Mindy Johnson	1997
	74	Rachel Johnson	1997
	74	Kelli Braitsch	2000
	74	Lisa Carey	2000
	74	Christy Ring	2000
	74	LaKisha Washington	2000
8.	73	Becky Burroughs	1994
	73	Analisa Jackson	1994
	73	Christina DeLuca	1994
	73	Carrie Frederick	1994
	73	Erin Evans	2000

GAMES STARTED

1.	74	Angie Holwell	1997
	74	Mindy Johnson	1997
	74	Lisa Carey	2000
	74	LaKisha Washington	2000
5.	73	Rachel Johnson	1997
	73	Christy Ring	2000
7.	72	Ashli Barrett	2000
8.	71	Casey Dickson	1997
	71	Kim Young	1997
	71	Leah Gulla	2000

AT-BATS

1.	237	Analisa Jackson	1994
	237	Christy Ring	2000
3.	236	Sydney Romero	2017
4.	235	Angie Holwell	1997
5.	230	Destinee Martinez	2011
6.	229	Becky Burroughs	1994
7.	223	Melyssa Panzer	1996
	223	Norrelle Dickson	2004
	223	Nicole Pendley	2017
10.	222	Lisa Carey	2000

HITS

1.	100	Becky Burroughs	1994
2.	97	Kristin Vesely	2005
3.	93	Norrelle Dickson	2006
4.	91	Tiare Jennings	2021
5.	90	Lisa Carey	2000
	90	Sydney Romero	2019
7.	89	Analisa Jackson	1994
8.	87	Norrelle Dickson	2007
	87	Jocelyn Alo	2021
10.	85	Jocelyn Alo	2022
	85	Cari Graves	1992
	85	Kristin Vesely	2006

RUNS

1.	87	Lauren Chamberlain	2013
2.	84	Jocelyn Alo	2022
3.	83	Tiare Jennings	2022
4.	81	Tiare Jennings	2021
5.	72	Lauren Chamberlain	2015
6.	71	Norrelle Dickson	2007
	71	Jocelyn Alo	2021
8.	70	Caleigh Clifton	2017
	70	Jayda Coleman	2021
10.	69	Caleigh Clifton	2019

DOUBLES

1.	25	Tiare Jennings	2021
2.	24	Becky Burroughs	1994
3.	22	Erin Miller	2016
4.	21	Jessica Leslie	2005
5.	20	Ashli Barrett	2000
6.	19	Christina Enea	2002
7.	18	Heather Scaglione	2005
	18	Kristin Vesely	2005
	18	Shelby Pendley	2014
	18	Falepolima Aviu	2017
	18	Sydney Romero	2019

TRIPLES

1.	9	Christina DeLuca	1995
2.	8	Tammy Allard	1980
	8	Cari Graves	1992
4.	7	Tammy Allard	1979
	7	Lonni Alameda	1991
6.	6	Barbara Rutledge	1980
	6	Patti Graham	1982
	6	Erin Miller	2015
	6	Caleigh Clifton	2019
10.	5	Barbara Rutledge	1979
	5	Becky Burroughs	1993
	5	Mindy Johnson	1996
	5	Kelli Braitsch	2000
	5	Erin Evans	2002
	5	Christy Ring	2002
	5	Nicole Mendes	2018



SEASON RECORDS

HOME RUNS

1.	34	Jocelyn Alo	2022
	34	Jocelyn Alo	2021
3.	30	Lauren Chamberlain	2012
	30	Lauren Chamberlain	2013
	30	Jocelyn Alo	2018
6.	29	Tiare Jennings	2022
7.	27	Tiare Jennings	2021
8.	24	Kinzie Hansen	2021
	24	Shelby Pendley	2015
10.	23	Grace Lyons	2022

RUNS BATTED IN

1.	92	Tiare Jennings	2021
2.	87	Tiare Jennings	2022
3.	89	Jocelyn Alo	2021
4.	85	Jocelyn Alo	2022
5.	84	Lauren Chamberlain	2013
6.	81	Samantha Ricketts	2007
7.	78	Lauren Chamberlain	2012
8.	77	Lisa Carey	2000
9.	76	Shelby Pendley	2014
10.	73	Shelby Pendley	2013

EXTRA-BASE HITS

1.	52	Tiare Jennings	2021
2.	48	Lauren Chamberlain	2013
3.	47	Jocelyn Alo	2022
4.	47	Jocelyn Alo	2021
5.	42	Becky Burroughs	1994
	42	Sydney Romero	2019
7.	41	Lauren Chamberlain	2012
8.	39	Lisa Carey	2000
	39	Shelby Pendley	2014
10.	38	Tiare Jennings	2022

TOTAL BASES

1.	203	Jocelyn Alo	2021
2.	200	Jocelyn Alo	2022
3.	197	Tiare Jennings	2021
4.	187	Lauren Chamberlain	2013
5.	176	Sydney Romero	2019
6.	175	Becky Burroughs	1994
7.	173	Lisa Carey	2000
8.	172	Lauren Chamberlain	2012
9.	170	Tiare Jennings	2022
	170	Jocelyn Alo	2018

WALKS DRAWN

1.	63	Lauren Chamberlain	2013
2.	62	Lauren Chamberlain	2015
3.	54	Jocelyn Alo	2022
4.	53	Keilani Ricketts	2012
5.	52	Jayda Coleman	2022
6.	51	Keilani Ricketts	2013
	51	Lauren Chamberlain	2014
8.	49	Amber Flores	2009
	49	Jocelyn Alo	2018
10.	48	Brittany Williams	2011

INTENTIONAL WALKS

1.	8	Samantha Ricketts	2007
2.	7	Heather Scaglione	2004
3.	6	Samantha Ricketts	2008
	6	Lauren Chamberlain	2013
5.	5	Lynette Velazquez	1999
	5	Samantha Ricketts	2009
	5	Jocelyn Alo	2018
8.	4	Casey Dickson	1997
	4	Lisa Carey	1998
	4	Amber Flores	2009
	4	Lauren Chamberlain	2014

HIT BY PITCH

1.	26	Caleigh Clifton	2017
2.	22	Kelli Braitsch	2002
	22	Savannah Long	2008
4.	20	Amber Flores	2010
5.	19	Dani Dobbs	2009
	19	Amber Flores	2009
7.	18	Falepolima Aviu	2017
	18	Jana Johns	2022
	18	Jana Johns	2021
10.	16	Caleigh Clifton	2016

TOUGHEST TO K (AB/K; MIN. 70 AB)

1.	115.00	Sandy Ochoa (115 AB, 1 K)	1987
2.	53.33	Viki Streets (160, 3)	1987
3.	52.75	Sydney Romero (211, 4)	2016
4.	49.50	Chrissy Peck (99, 2)	1994
5.	35.75	Tracy Spears (143, 4)	1987
6.	31.80	Vickie James (159, 5)	1979
7.	29.86	Cari Graves (209, 7)	1982
8.	27.86	Sydney Romero (195, 7)	2018
9.	27.40	Lorie Fausett (137, 5)	1988
10.	26.22	Sydney Romero (236, 9)	2017

STOLEN BASES

1.	46	Angie Holwell	1997
2.	37	Norrelle Dickson	2007
3.	32	Christy Ring	2000
	32	Kristin Vesely	2005
5.	28	LaKisha Washington	1998
6.	27	Christy Ring	2002
7.	25	Norrelle Dickson	2004
	25	Norrelle Dickson	2005
9.	24	Brianna Turang	2011
	24	Kelly Brown	1978

STOLEN BASE PERCENTAGE (MIN. 10 ATTEMPTS)

1.	1.000	Destinee Martinez (16-16)	2014
	1.000	Shelby Pendley (13-13)	2014
	1.000	Lauren Chamberlain (10-10)	2014
4.	.941	Rachel Johnson (16-17)	1997
5.	.938	Kelly Ford (15-16)	1992
	.938	Christy Ring (15-16)	2001
	.938	Kelsey Arnold (15-16)	2016
8.	.933	Angie Holwell (14-15)	1996
	.933	Rachel Johnson (14-15)	1998
	.933	Lauren Chamberlain (14-15)	2013

SEASON RECORDS



SACRIFICE HITS

1.	22	Laura Purser	1996
2.	16	Amber Spaulding	2006
3.	15	Tracy Spears	1987
4.	14	Analisa Jackson	1995
	14	Nicole Myers	1997
	14	Georgia Casey	2013
7.	13	Vickie James	1980
	13	Sandy Ochoa	1988
	13	Cari Graves	1989
	13	Analisa Jackson	1994
	13	Mindy Johnson	1997
	13	Mandy Fulton	1999

SACRIFICE FLIES

1.	9	Lana Moran	1997
2.	6	Tiare Jennings	2021
	6	Lisa Carey	2001
	6	Samantha Ricketts	2008
	6	Sydney Romero	2019
6.	5	Christina Enea	2002
	5	Lauren Chamberlain	2012
	5	Falepolima Aviu	2017
9.	4	Kinzie Hansen	2022
	4	Jennifer Stump	2001
	4	LaKisha Washington	2001
	4	Whitney Ellis	2015
	4	Nicole Pendley	2018
	4	Sydney Romero	2018
	4	Shay Knighten	2019

ERA (MIN. 100 IP)

1.	0.54	Patti Graham	1984
2.	0.56	Kerri Mulry	1986
3.	0.66	Sybil Richards	1983
4.	0.71	Kami Keiter	2002
5.	0.79	Rae Lynn Rowton	1988
6.	0.79	Cheryl Jacobs	1980
7.	0.82	Paige Parker	2018
8.	0.83	Jill Most	1997
9.	0.85	Christine Haag	1992
10.	0.88	Michelle Gascoigne	2013

OPPONENT BATTING AVERAGE (MIN. 100 IP)

1.	.121	Hope Trautwein	2022
2.	.145	Jordy Bahl	2022
3.	.148	Keilani Ricketts	2013
4.	.151	Keilani Ricketts	2010
	.151	Giselle Juarez	2019
6.	.155	Paige Parker	2018
7.	.157	Keilani Ricketts	2012
8.	.158	D.J. Mathis	2008
9.	.159	Michelle Gascoigne	2013
	.159	Mariah Lopez	2019

WALKS / 7 IP (MIN. 100 IP)

1.	0.60	Kerri Mulry	1986
2.	0.76	Patti Graham	1983
3.	0.77	Patti Graham	1982
4.	0.81	Patti Graham	1984
5.	0.92	Lana Moran	1997
6.	1.00	Kami Keiter	2002
7.	1.08	Jennifer Stewart	2000
8.	1.15	Jennifer Stewart	2001
9.	1.22	Keilani Ricketts	2012
10.	1.23	Christine Haag	1992

STRIKEOUTS / 7 IP (MIN 100 IP)

1.	11.13	Keilani Ricketts	2011
2.	10.96	Keilani Ricketts	2012
3.	10.81	Michelle Gascoigne	2013
4.	10.28	Keilani Ricketts	2013
5.	10.11	Giselle Juarez	2019
6.	9.46	Mariah Lopez	2019
7.	9.33	Keilani Ricketts	2010
8.	9.33	Michelle Gascoigne	2012
9.	9.23	Shannon Saile	2021
10.	8.72	Paige Parker	2017

WINS

1.	38	Kelsey Stevens	2014
	38	Paige Parker	2016
3.	37	Jennifer Stewart	2001
	37	Lauren Eckermann	2007
	37	Keilani Ricketts	2012
6.	35	Jill Most	1997
	35	Keilani Ricketts	2013
8.	34	Jennifer Stewart	2000
	34	Kami Keiter	2003
10.	33	Cheryl Jacobs	1980

SAVES

1.	11	Paige Lowary	2017
2.	7	Paige Lowary	2018
3.	5	Shannon Saile	2020
4.	4	Shelby Pendley	2014
	4	Shannon Saile	2019
5.	3	Dayna Garcia	1992
	3	Jill Most	1996
	3	Lana Moran	1998
	3	Kami Keiter	2004
	3	Kirsten Allen	2009
	3	Michelle Gascoigne	2013
	3	Paige Parker	2015

APPEARANCES

1.	57	Kelsey Stevens	2014
2.	52	Kami Keiter	2003
3.	50	Jill Most	1996
	50	Keilani Ricketts	2011
5.	49	Jill Most	1997
	49	Keilani Ricketts	2012
7.	48	Jennifer Stewart	2001
	48	Kami Keiter	2005
	48	Lauren Eckermann	2007
	48	Keilani Ricketts	2010

GAMES STARTED (PITCHER)

1.	50	Kelsey Stevens	2014
2.	47	Cheryl Jacobs	1980
3.	44	Kami Keiter	2003
4.	43	Keilani Ricketts	2012
5.	42	Jennifer Stewart	2001
	42	Keilani Ricketts	2011
7.	41	Jill Most	1996
	41	Lauren Eckermann	2007
9.	40	Keilani Ricketts	2013
10.	38	Blenda Selvey	1987
	38	Kami Keiter	2004
	38	Keilani Ricketts	2010



SEASON RECORDS

COMPLETE GAMES

1.	39	Cheryl Jacobs	1980
2.	34	Keilani Ricketts	2012
3.	33	Keilani Ricketts	2011
4.	32	Patti Graham	1984
	32	Jill Most	1996
	32	Lauren Eckermann	2007
	32	Paige Parker	2016
8.	31	Kami Keiter	2003
9.	29	Cheryl Jacobs	1979
	29	Jennifer Stewart	2001
	29	Kami Keiter	2004
	29	Keilani Ricketts	2010

SHUTOUTS

1.	17	Jill Most	1997
2.	16	Keilani Ricketts	2013
3.	15	Keilani Ricketts	2012
4.	14	Cheryl Jacobs	1980
	14	D.J. Mathis	2008
	14	Keilani Ricketts	2010
	14	Paige Parker	2016
8.	13	Patti Graham	1984
	13	Jennifer Stewart	2000
	13	Kami Keiter	2005

INNINGS PITCHED

1.	336.0	Cheryl Jacobs	1980
2.	295.2	Jill Most	1996
3.	294.1	Kami Keiter	2003
4.	292.0	Keilani Ricketts	2012
5.	284.1	Keilani Ricketts	2011
6.	279.2	Jennifer Stewart	2001
7.	275.0	Kelsey Stevens	2014
8.	274.1	Cheryl Jacobs	1979
	274.1	Lauren Eckermann	2007
10.	259.2	Keilani Ricketts	2010

STRIKEOUTS

1.	457	Keilani Ricketts	2012
2.	452	Keilani Ricketts	2011
3.	356	Jill Most	1996
4.	350	Keilani Ricketts	2013
5.	346	Keilani Ricketts	2010
6.	307	Jill Most	1997
7.	285	Kelsey Stevens	2014
8.	269	Paige Parker	2016
	269	Giselle Juarez	2019
10.	264	Kami Keiter	2003

WINNING PERCENTAGE (MIN. 20 DECISIONS)

1.	.972	Keilani Ricketts (35-1)	2013
2.	.958	Giselle Juarez	2021
3.	.956	Jordy Bahl (22-1)	2022
	.956	Hope Trautwein (22-1)	2022
5.	.950	Mariah Lopez (19-1)	2019
6.	.929	Lana Moran (26-2)	2000
7.	.927	Paige Parker (38-3)	2016
8.	.912	Paige Parker (31-3)	2018
9.	.881	Jennifer Stewart (37-5)	2001
	.881	Lauren Eckermann (37-5)	2007

WHIP (WALKS+HITS/IP; MIN. 100 IP)

1.	0.60	Kerri Mulry	1986
2.	0.68	Patti Graham	1984
3.	0.72	Giselle Juarez	2019
4.	0.73	Keilani Ricketts	2012
5.	0.74	Paige Parker	2018
	0.74	Jordy Bahl	2022
7.	0.75	Jill Most	1997
8.	0.77	Michelle Gascoigne	2013
9.	0.77	Patti Graham	1983
10.	0.77	Cheryl Jacobs	1980

PUTOUTS

1.	620	Jessica Shults	2012
2.	538	Jessica Shults	2013
3.	505	Lynnsie Elam	2019
4.	494	Lynette Velazquez	1998
5.	478	Cindy Brtko	1981
6.	468	Jessica Shults	2011
7.	460	Kim Young	1997
	460	Shay Knighten	2017
9.	436	Casey Dickson	1995
10.	432	Heather Scaglione	2005

ASSISTS

1.	157	Lisa Carey	1999
	157	Leah Gulla	2002
3.	151	Shelly Suwa	1989
4.	147	Lorie Fausett	1987
	147	Lisa Carey	1998
6.	139	Norelle Dickson	2004
7.	138	Carrie Frederick	1994
8.	135	Kelly Gieger	1982
9.	134	Chelle Putzer	1992
10.	133	Tracy Spears	1987

FIELDING PERCENTAGE (MIN. 150 CHANCES)

1.	1.000	Lynnsie Elam (505 PO, 34 A, 0 E)	2019
2.	1.000	Lynnsie Elam (230, 10, 0)	2022
3.	1.000	Lisa Rudloff (198, 26, 0)	1984
4.	.998	Jessica Shults (538, 21, 1)	2013
5.	.997	Lea Wodach (366, 17, 1)	2018
6.	.997	Ashli Barrett (248, 59, 1)	1999
7.	.996	Ashli Barrett (136, 24, 1)	2001
8.	.995	Jessica Shults (620, 30, 3)	2012
9.	.995	Lisa Carey (393, 38, 2)	2001
10.	.995	Lynette Velazquez (387, 35, 2)	1999

NO-HITTERS



OKLAHOMA NO HITTERS

Cheryl Jacobs vs. Northwestern.....	4/21/78
Cheryl Jacobs vs. SWMS.....	4/7/79
Cheryl Jacobs vs. McNeese State.....	5/4/79
Sybil Richards vs. Long Beach St.....	3/31/83
Patti Graham vs. Oklahoma City.....	5/7/83
Tammie Richardson vs. Metro St. Coll.....	3/7/85
Mary Thompson vs. UT-Arlington.....	3/28/85
Mary Thompson vs. Oklahoma City.....	4/9/85
Kerri Mulry vs. Wichita State.....	3/25/86
Rae Lynn Rowton vs. Cameron.....	3/21/88
Kim Beatty vs. Central State.....	2/2/89
Kim Beatty vs. Central State.....	3/29/89
Brea Moore vs. Madonna.....	3/5/94
Brea Moore vs. Northwestern.....	3/5/95
Jill Most vs. St. Louis.....	4/9/95
Jennifer Jaime vs. Stephen F. Austin.....	3/8/97
Jill Most vs. Baylor.....	3/9/97
Jill Most vs. Rutgers.....	3/14/97
Jennifer Stewart vs. Oklahoma Christian.....	2/9/99
Lana Moran vs. Northwestern.....	2/13/99
Jennifer Stewart vs. Wichita State.....	4/6/99
Jennifer Stewart & Adrienne Ratliff vs. Creighton.....	2/17/01
Adrienne Ratliff vs. Wichita State.....	2/18/01
Jennifer Stewart vs. Texas-Arlington.....	2/8/02
Kami Keiter vs. Creighton.....	3/9/02
Angela Foster vs. Baylor.....	4/28/02
Kami Keiter vs. Tulsa.....	4/22/03
D.J. Mathis vs. Arkansas.....	2/28/07
Lauren Eckermann vs. Temple.....	3/3/07
Lauren Eckermann vs. Wichita State.....	3/4/07
Lauren Eckermann vs. Cal State Northridge.....	3/17/07
Lauren Eckermann vs. St. Gregory's.....	2/12/08
Michelle Gascoigne vs. Appalachian State.....	2/11/11
Keilani Ricketts vs. Kansas.....	3/30/12
Keilani Ricketts vs. Stanford.....	2/8/13
Keilani Ricketts vs. Oregon.....	2/9/13
Keilani Ricketts at Texas Tech.....	4/12/13
Keilani Ricketts vs. Iowa State.....	4/28/13
Keilani Ricketts at Oklahoma State.....	5/12/13
Keilani Ricketts vs. Michigan.....	5/30/13
Paige Parker at Hawaii.....	2/7/15
Kelsey Stevens vs. IPFW.....	2/28/15
Paige Parker vs. Missouri State.....	3/7/15
Paige Parker vs. East Carolina.....	3/14/15
Paige Parker vs. Utah Valley.....	5/3/15
Paige Parker and Kelsey Stevens vs. Central Arkansas.....	5/15/15
Paige Parker vs. BYU.....	3/11/16
Mariah Lopez at Long Beach State.....	3/14/17
Nicole Mendes and Paige Lowary at Oklahoma State.....	5/6/17
Mariah Lopez and Paige Lowary at Baylor.....	3/30/18
Paige Parker vs. Oklahoma State.....	5/2/18
Mariah Lopez vs. Florida Atlantic.....	2/15/19
Giselle Juarez vs. Loyola Marymount.....	3/14/19
Mariah Lopez vs. North Texas.....	3/20/19
Giselle Juarez at Iowa State.....	4/28/19
Giselle Juarez, Mariah Lopez & Shannon Saile vs. UMBC.....	5/17/19
Giselle Juarez vs. Wisconsin.....	5/18/19
Giselle Juarez, Brooke Vestal & Nicole May vs. Portland State.....	2/28/21
Alanna Thiede, Brooke Vestal & Olivia Rains vs. Sam Houston.....	3/7/21
Giselle Juarez, Olivia Rains & Shannon Saile vs. New Mexico.....	2/26/21
Jordy Bahl, Nicole May & Hope Trautwein vs. UCSB.....	2/10/22
Hope Trautwein vs. McNeese.....	2/19/22
Jordy Bahl vs. CSU-Fullerton.....	2/25/22
Jordy Bahl & Nicole May vs. Hawaii.....	3/12/22
Jordy Bahl vs. Iowa.....	3/20/22
Jordy Bahl & Nicole May vs. Texas Tech.....	4/10/22
Nicole May & Hope Trautwein vs. Prairie View A&M.....	5/20/22
Hope Trautwein vs. UCF.....	5/27/22

OKLAHOMA PERFECT GAMES


Jill Most vs. Baylor.....	3/9/97
Lana Moran vs. Northwestern.....	2/13/99
Jennifer Stewart vs. Wichita State.....	4/6/99
Adrienne Ratliff vs. Wichita State.....	2/18/01
Jennifer Stewart vs. Texas-Arlington.....	2/8/02
Lauren Eckermann vs. St. Gregory's.....	2/12/08
Michelle Gascoigne vs. Appalachian State.....	2/11/11
Keilani Ricketts vs. Kansas.....	3/30/12
Paige Parker at Hawaii.....	2/7/15
Paige Parker vs. Missouri State.....	3/7/15
Paige Parker vs. East Carolina.....	3/14/15
Paige Parker vs. Utah Valley.....	5/3/15
Giselle Juarez vs. Loyola Marymount.....	3/14/19
Giselle Juarez at Iowa State.....	4/28/19
Giselle Juarez, Mariah Lopez & Shannon Saile vs. UMBC.....	5/17/19
Giselle Juarez, Brooke Vestal & Nicole May vs. Portland State.....	2/28/21
Alanna Thiede, Brooke Vestal & Olivia Rains vs. Sam Houston.....	3/7/21
Jordy Bahl, Nicole May & Hope Trautwein vs. UCSB.....	2/10/22
Jordy Bahl vs. CSU-Fullerton.....	2/25/22

NO HITTERS BY OPPONENTS

Kathy VanWyck, Texas Woman's.....	4/5/80
Tippy Borrego, New Mexico.....	5/21/81
Lori Stoll, Texas A&M.....	3/9/82
Lisa Martinez, Texas A&M.....	3/9/82
Rhonda Wheatley, Cal Poly-Pomona.....	3/22/85
Lisa Bautista, Arizona.....	3/19/87
Maria Schell, Iowa State.....	5/5/89
Dena Carter, Oklahoma State.....	3/31/90
Sara Griffin, Michigan.....	3/8/96
Christa Williams, Texas.....	4/18/99
Peaches James, Nebraska.....	5/14/04
Cat Osterman, Texas.....	4/15/06
Jackie Lawrence, Tulsa.....	3/7/07
Abbie Sims, N.C. State.....	3/16/07



BIG 12 CHAMPIONSHIP



2017 BIG 12 CHAMPIONSHIP

BIG 12 CHAMPIONSHIP RESULTS

1996 (3-0, CHAMPIONS)

5/10	vs. Nebraska	W	5-4
	vs. Oklahoma State	W	5-0
5/11	vs. Nebraska	W	1-0

1997 (3-2)

5/2	vs. Texas	W	6-5
5/3	vs. Kansas	L	1-4
	vs. Nebraska	W	1-0
	vs. Missouri	W	2-0
5/4	vs. Missouri	L	4-6

1998 (3-1, RUNNER-UP)

5/1	vs. Baylor	W	3-2
	vs. Texas	W	1-0
5/2	vs. Oklahoma State	W	3-2
5/3	vs. Nebraska	L	0-3

1999 (1-2)

5/13	vs. Oklahoma State	W	5-0
	vs. Nebraska	L	0-2
5/14	vs. Texas Tech	L	1-2

2000 (3-2)

5/11	vs. Missouri	W	8-3
	vs. Texas A&M	L	6-9
5/12	vs. Texas	W	11-0
	vs. Nebraska	W	4-3
5/13	vs. Nebraska	L	1-3

2001 (4-0, CHAMPIONS)

5/9	vs. Texas A&M	W	7-0
5/10	vs. Texas Tech	W	2-1
5/11	vs. Nebraska	W	10-2
5/12	vs. Oklahoma State	W	6-0

2002 (3-2)

5/2	vs. Kansas	L	1-3
5/3	vs. Iowa State	W	5-1
5/4	vs. Kansas	W	10-0
	vs. Texas	W	4-0
5/5	vs. Texas	L	0-2

2003 (4-2, RUNNER-UP)

5/2	vs. Texas A&M	W	4-0 (9)
	vs. Texas	L	0-1
5/3	vs. Baylor	W	1-0
	vs. Oklahoma State	W	3-2
5/4	vs. Oklahoma State	W	11-2
	vs. Texas	L	0-1

2004 (2-2)

5/13	vs. Baylor	W	5-2
5/14	vs. Nebraska	L	0-7
	vs. Kansas	W	1-0
5/15	vs. Missouri	L	2-3 (13)

2005 (2-2)

5/11	vs. Nebraska	L	0-1
5/12	vs. Kansas	W	5-0
5/13	vs. Texas	L	1-3
	vs. Texas A&M	W	6-2

2006 (3-1, RUNNER-UP)

5/11	vs. Texas A&M	W	13-6
	vs. Oklahoma State	W	10-2
5/12	vs. Missouri	W	4-0
5/13	vs. Kansas	L	2-4

OKLAHOMA SINGLE GAME (TEAM)

Batting

Runs Scored13 vs. Texas A&M (5/11/06)
Hits14 vs. Kansas (5/2/02)
RBIs11, 2x, MR vs. Oklahoma St.(5/4/03)
Doubles	...3, 2x, MR vs. Oklahoma State (5/15/21)
Triples2, 2x, MR vs. Oklahoma State (5/11/06)
Home Runs6 vs. Texas Tech (5/14/21)
Walks Drawn8 vs. Oklahoma State (5/11/06)
Strikeouts15 vs. Texas (5/4/03)
Stolen Bases	...3, 5x, MR vs. Texas Tech (5/12/07)
Hit by Pitch	...3, 2x, MR vs. Texas A&M (5/11/06)
Runners LOB11, 2x, last vs. Texas (5/13/05)

Fielding

Putouts38 vs. Missouri (5/15/04)
Assists22 vs. Missouri (5/15/04)
Errors4, 2x, MR vs. Nebraska (5/14/04)
Double Plays Turned	..2 vs. Texas A&M (5/2/03)

Pitching

Runs Allowed9 vs. Texas A&M (5/11/00)
Walks Allowed8 vs. Nebraska (5/10/96)
Strikeouts14 vs. Iowa State (5/13/22)
Hits Allowed	...10, 3x, MR vs. Texas Tech (5/12/07)
Hit Batters2, 4x, MR vs. Oklahoma St. (5/13/07)

Miscellaneous

Longest Game13 inn. vs. Missouri (5/15/04)
--------------	-------------------------------------

OPPONENT SINGLE GAME (TEAM)

Batting

Runs Scored9 by Texas A&M (5/11/00)
Hits10, 3x, MR by Texas Tech (5/12/07)
RBIs9 by Texas A&M (5/11/00)
Doubles3 by Texas A&M (5/11/06)
Triples1, many times, MR by Baylor (5/12/18)
Home Runs2 by Texas A&M (5/11/00)
Walks Drawn8 by Nebraska (5/10/96)
Strikeouts14 by Iowa State (5/13/22)
Stolen Bases4 by Nebraska (5/13/00)
Hit by Pitch	..2, 4x, MR by Oklahoma St. (5/13/17)
Runners LOB12 by Texas Tech (5/12/07)

Fielding

Putouts39 by Missouri (5/15/04)
Assists14 by Iowa State (5/11/18)
Errors5 by Texas A&M (5/11/06)
Double Plays Turned1, 10x, MR by Iowa State (5/11/18)

Pitching

Runs Allowed13 by Texas A&M (5/11/06)
Walks Allowed	...8 by Oklahoma State (5/11/06)
Strikeouts15 by Texas (5/4/03)
Hits Allowed14 by Kansas (5/2/02)
Hit Batters3, 2x, MR by Texas A&M (5/11/06)

BIG 12 CHAMPIONSHIP



BIG 12 CHAMPIONSHIP RESULTS (CONT.)

2007 (3-0, CHAMPIONS)

5/11	vs. Kansas	W	5-0
5/12	vs. Missouri	W	7-1
	vs. Texas Tech	W	6-3

2008 (0-1)

5/10	vs. Nebraska	L	5-6
------	--------------	---	-----

2009 (2-1, RUNNER-UP)

5/9	vs. Iowa State	W	3-0
	vs. Texas	W	6-2
5/10	vs. Missouri	L	0-5

2010 (3-0, CHAMPIONS)

5/15	vs. Texas Tech	W	2-0
	vs. Texas A&M	W	5-1
5/16	vs. Missouri	W	9-0 (6)

2017 (3-0, CHAMPIONS)

5/12	vs. Texas	W	3-0
	vs. Texas Tech	W	8-0
5/13	vs. Oklahoma State	W	2-0

2018 (3-0, CHAMPIONS)

5/11	vs. Texas	W	10-1
	vs. Iowa State	W	9-6
5/12	vs. Baylor	W	6-4

2019 (1-0)

5/10	vs. Texas Tech	W	8-0
------	----------------	---	-----

2021 (3-0)

5/14	vs. Baylor	W	10-2 (5)
5/14	vs. Texas Tech	W	8-2
5/15	vs. Oklahoma State	W	10-2 (6)

2022 (1-1)

5/13	vs. Iowa State	W	5-0
5/14	vs. Oklahoma State	L	3-4 (8)

* Note: The Big 12 Championship was not played from 2011-16 and 2020, nor completed in 2019

BIG 12 CHAMPIONSHIP RECORD VS. OPPONENTS

Baylor	5-0
Iowa State	4-0
Kansas	4-3
Missouri	5-3
Nebraska	5-6
Oklahoma State	9-1
Texas	7-4
Texas A&M	4-1
Texas Tech	7-1
Total	50-19

OKLAHOMA SINGLE GAME (INDIVIDUAL)

Batting

Runs Scored	3, 5x, MR: Caleigh Clifton vs. Texas Tech (5/12/17)
Hits	4, 4x, MR: Krystle Huey vs. Missouri (5/16/10)
Runs Batted In	5, 3x, MR: Nicole Pendley vs. Baylor (5/12/18)
Doubles	1, several times, MR: Johns vs. Iowa State (5/13/22)
Triples	2 by Amber Spaulding vs. Oklahoma State (5/11/06)
Home Runs	2, 6x, MR: Kinzie Hansen & Lynnsie Elam vs. Texas Tech (5/14/21)
Walks Drawn	3, 5x, MR: Lindsey Vandever vs. Nebraska (5/10/08)
Stolen Bases	2 by Angie Holwell vs. Missouri (5/4/97)

Fielding

Putouts	18 by Christina Enea vs. Missouri (5/15/04)
Assists	7 by Katie Overton vs. Missouri (5/15/04)

Pitching

Innings Pitched	12.2 by Kami Keiter vs. Missouri (5/15/04)
Runs Allowed	7 by Jennifer Stewart vs. Texas A&M (5/11/00)
Walks Allowed	8 by Jill Most vs. Nebraska (5/10/96)
Strikeouts	14, Hope Trautwein vs. Iowa State (5/13/22)
Hits Allowed	10, 2x, MR: Jennifer Stewart vs. Texas A&M (5/11/00)

OPPONENT SINGLE GAME (INDIVIDUAL)

Batting

Runs Scored	2, several times, MR: Rhea Taylor of Missouri (5/10/09)
Hits	3, 5x, MR: Andee Allen of Missouri (5/10/09)
Runs Batted In	4, 3x, MR: Rocky Spencer of Texas A&M (5/11/06)
Doubles	2 by Sally Woolpert of Iowa State (5/11/18)
Triples	1, 3x, MR: Rhea Taylor of Missouri (5/10/09)
Home Runs	1, 7x, MR: Megan May of Texas A&M (5/15/10)
Walks Drawn	3 by Kelly Pinkepank of Nebraska (5/10/96)
Stolen Bases	2, 2x, MR: Courtney Totte of Oklahoma State (5/11/06)

Fielding

Putouts	15 by Marla Schweisberger of Missouri (5/10/09)
Assists	7 by Au Viola of Nebraska (5/3/98)

Pitching

Innings Pitched	9.0 by Amanda Renfro of Texas Tech (5/14/99)
Runs Allowed	10, 2x, MR by Aliyah Binford of Baylor (5/14/21)
Walks Allowed	7, 2x, MR: Molly Hill of Nebraska (5/10/08)
Strikeouts	15 by Cat Osterman of Texas (5/4/03)
Hits Allowed	11, Aliyah Binford of Baylor (5/14/21)

2010 BIG 12 CHAMPIONSHIP





NCAA REGIONALS



AMBER FLORES, 2007-10

OKLAHOMA SINGLE GAME (TEAM)

Batting

Runs Scored 24 vs. Wichita State (5/23/21)
 Hits 23 vs. Arkansas (5/16/09)
 Runs Batted In 20 vs. Texas A&M (5/22/22)
 Doubles 8 vs. Morgan State (5/21/21)
 Triples 1, 9x, MR: vs. Boston (5/18/18)
 Home Runs 6 vs. Wichita State (5/23/21)
 Walks Drawn 10 vs. Texas A&M (5/17/02)
 Strikeouts 19 vs. Michigan (5/21/06)
 Stolen Bases.. 3, 5x, MR: vs. Wichita State (5/23/21)
 Hit by Pitch 5 vs. Texas A&M (5/22/22)
 Runners LOB 16 vs. Arkansas (5/17/08)

Fielding

Putouts..33, 2x, MR: vs. North Dakota St. (5/16/09)
 Assists 13 vs. Texas (5/18/02)
 Errors 4 vs. Oregon State (5/18/03)
 Double Plays Turned.. 2, 2x, MR: vs. UMass (5/19/07)

Pitching

Runs Allowed 12 vs. Louisiana-Laf. (5/23/04)
 Walks Allowed 9 vs. Wichita State (5/23/21)
 Strikeouts 19 vs. Iona (5/20/11)
 Hits Allowed ..18 vs. Louisiana-Lafayette (5/23/04)
 Hit Batters 3 vs. Kent State (5/19/06)

Miscellaneous

Longest Game..... 11 innings, 2x,
MR: L, 0-1 vs. North Dakota St. (5/16/09)

OPPONENT SINGLE GAME (TEAM)

Batting

Runs Scored 12 by Louisiana-Laf. (5/23/04)
 Hits 18 by Louisiana-Laf. (5/23/04)
 Runs Batted In ... 10 by Louisiana-Laf. (5/23/04)
 Doubles 5 by Louisiana-Laf. (5/23/04)
 Triples 1 by CSUN (5/19/00)
 Home Runs..3, 3x, MR: by Wichita State (5/22/21)
 Walks Drawn 8 by UNLV (5/19/95)
 Strikeouts 19 by Iona (5/20/11)
 Stolen Bases 3 by Michigan (5/21/06)
 Hit by Pitch ...2, 3x, MR: by Texas A&M (5/17/14)
 Runners LOB ...11, 2x, MR: by Arkansas (5/17/08)

Fielding

Putouts ..33, 2x, MR: by North Dakota St. (5/16/09)
 Assists 17 by Tulsa (5/21/17)
 Errors 5 by Northern Illinois (5/17/96)
 Double Plays Turned.. 2, 3x, MR: by Tulsa (5/21/17)

Pitching

Runs Allowed 24 by Wichita State (5/23/21)
 Walks Allowed 10 by Texas A&M (5/17/02)
 Strikeouts 19 by Michigan (5/21/06)
 Hits Allowed 23 by Arkansas (5/16/09)
 Hit Batters 5 by Texas A&M (5/22/22)

NCAA REGIONAL RESULTS

1994 (2-2) STILLWATER, OKLA

5/20 vs. Florida State W 3-1
 5/21 at Oklahoma State L 3-4
 vs. Providence W 4-1
 5/22 at Oklahoma State L 1-2

1995 (3-2) STILLWATER, OKLA

5/19 vs. UNLV L 2-10
 5/20 vs. Utah W 7-1
 at Oklahoma State W 2-0
 5/21 vs. UNLV W 2-1
 vs. UNLV L 0-2

1996 (2-2) IOWA CITY, IOWA

5/17 vs. Northern Illinois W 8-0
 5/18 at Iowa L 0-1

vs. Northern Illinois W 3-0
 5/19 at Iowa L 2-7

1997 (1-2) NORMAN

5/16 Oklahoma State L 0-2
 5/17 Missouri State W 7-2
 Oklahoma State L 3-5

1998 (2-2) AMHERST, MASS.

5/15 vs. Harvard W 8-0
 5/16 at Massachusetts L 0-1
 vs. Harvard W 3-0
 5/17 at Massachusetts L 1-3

1999 (1-2) BATON ROUGE, LA.

5/20 vs. Long Beach State W 3-1
 5/21 vs. Southern Miss L 0-5
 5/22 at LSU L 3-7

2000 (4-0, CHAMPIONS) NORMAN

5/18 Harvard W 11-0
 5/19 Cal State Northridge W 2-1
 5/20 Oregon State W 5-3
 5/21 Oregon State W 3-2

2001 (4-0, CHAMPIONS) NORMAN

5/17 Lehigh W 9-2
 5/18 North Carolina W 13-0
 5/19 Washington W 3-2
 5/20 Washington W 10-2

2002 (4-0, CHAMPIONS) NORMAN

5/16 Utah W 6-0
 5/17 Texas A&M W 7-0
 5/18 Texas W 4-1
 5/19 Texas A&M W 8-1

2003 (4-0, CHAMPIONS) GAINESVILLE, FLA.

5/15 vs. Bethune-Cookman W 5-1
 5/16 vs. South Florida W 8-0
 5/17 vs. UT-Arlington W 6-2
 5/18 vs. Oregon State W 7-2

2004 (4-1, CHAMPIONS) TUCSON, ARIZ.

5/20 vs. Temple W 5-0
 5/21 vs. Northwestern W 8-0
 5/22 at Arizona W 3-2
 5/23 vs. Louisiana-Lafayette W 15-0
 vs. Louisiana-Lafayette L 4-12

2005 (3-0, CHAMPIONS) NORMAN

5/20 Wichita State W 2-0
 5/21 Louisiana-Lafayette W 6-3
 5/22 Oregon W 2-1

2006 (2-2) ANN ARBOR, MICH.

5/19 vs. Kent State W 1-0
 5/20 at Michigan L 0-1 (9)
 vs. Kent State W 9-1
 5/21 at Michigan L 2-5 (8)

2007 (3-0, CHAMPIONS) AMHERST, MASS.

5/18 vs. Colgate W 5-2
 5/19 at Massachusetts W 2-0
 5/20 at Massachusetts W 6-3

2008 (3-0, CHAMPIONS) NORMAN

5/16 Oregon W 6-0
 5/17 Arkansas W 6-5
 5/18 Oregon W 11-0

2009 (1-2) NORMAN

NCAA REGIONALS



5/16	North Dakota State	L	0-1 (11)
	Arkansas	W	21-2
	Tulsa	L	3-5

2010 (3-0, CHAMPIONS) COLLEGE PARK, MD.

5/21	vs. Syracuse	W	10-0 (5)
5/22	vs. Fordham	W	1-0
5/23	vs. Fordham	W	2-0

2011 (3-1, CHAMPIONS) NORMAN

5/20	Iona	W	7-1
5/21	Tulsa	W	6-0
5/22	Tulsa	L	3-4 (9)
5/22	Tulsa	W	5-0

2012 (3-0, CHAMPIONS) NORMAN

5/18	Lehigh	W	19-3 (5)
5/19	Tulsa	W	7-1
5/20	Oregon State	W	6-0

2013 (3-0, CHAMPIONS) NORMAN

5/17	Marist	W	17-0 (5)
5/18	Arkansas	W	10-5
5/19	Arkansas	W	14-1 (5)

2014 (3-0, CHAMPIONS) NORMAN

5/16	Bryant	W	14-4 (5)
5/17	Texas A&M	W	9-8
5/18	Texas A&M	W	11-6

2015 (3-0, CHAMPIONS) NORMAN

5/15	Central Arkansas	W	8-0 (5)
5/16	Texas A&M	W	7-5
5/17	Texas A&M	W	2-0

2016 (3-0, CHAMPIONS) NORMAN

5/20	Wichita State	W	7-2
5/21	Ole Miss	W	9-1 (5)
5/22	Ole Miss	W	3-0

2017 (4-1, CHAMPIONS) NORMAN

5/19	North Dakota State	L	2-3 (9)
5/20	Arkansas	W	5-3
5/21	North Dakota State	W	10-2 (6)
5/21	Tulsa	W	6-4 (10)
5/22	Tulsa	W	3-0

2018 (3-0, CHAMPIONS) NORMAN

5/18	Boston University	W	9-0 (5)
5/19	Tulsa	W	8-0 (6)
5/20	Missouri	W	7-0

2019 (3-1, CHAMPIONS) NORMAN

5/17	UMBC	W	12-0 (5)
5/18	Wisconsin	W	4-0
5/19	Wisconsin	L	1-2
5/19	Wisconsin	W	2-0

2021 (3-0, CHAMPIONS) NORMAN

5/21	Morgan State	W	19-0 (5)
5/22	Wichita State	W	7-5
5/23	Wichita State	W	24-7

2022 (3-0, CHAMPIONS) NORMAN

5/20	Prairie View A&M	W	14-0 (5)
5/21	Texas A&M	W	3-2
5/22	Texas A&M	W	20-0 (5)

NCAA REGIONAL RECORD VS. OPPONENTS

Arizona.....	1-0	North Carolina.....	1-0
Arkansas.....	5-0	North Dakota State	1-2
Bethune-Cookman	1-0	Northern Illinois.....	2-0
Boston University.....	1-0	Northwestern.....	1-0
Bryant.....	1-0	Oklahoma State.....	1-4
Cal State Northridge.....	1-0	Ole Miss.....	2-0
Central Arkansas.....	1-0	Oregon.....	3-0
Colgate.....	1-0	Oregon State.....	4-0
Florida State.....	1-0	Prairie View A&M.....	1-0
Fordham.....	2-0	Providence.....	1-0
Harvard.....	3-0	South Florida.....	1-0
Iona.....	1-0	Southern Miss.....	0-1
Iowa.....	0-2	Syracuse.....	1-0
Kent State.....	2-0	Temple.....	1-0
Lehigh.....	2-0	Texas.....	1-0
Long Beach State.....	1-0	Texas A&M.....	8-0
Louisiana-Lafayette	2-1	Tulsa.....	6-2
LSU.....	0-1	UMBC.....	1-0
Marist.....	1-0	UNLV.....	1-2
Massachusetts.....	2-2	UT-Arlington.....	1-0
Michigan.....	0-2	Utah.....	2-0
Missouri.....	1-0	Washington.....	2-0
Missouri State.....	1-0	Wichita State.....	4-0
Morgan State.....	1-0	Wisconsin.....	2-1
		Total.....	80-20

OKLAHOMA SINGLE GAME (INDIVIDUAL)

Batting

Runs Scored	4, 2x, MR: Katie Norris and Amber Flores vs. Arkansas (5/16/09)
Hits.....	4, 5x, MR: Tiare Jennings vs. Morgan State (5/21/21)
Runs Batted In	7, Nicole Mendes vs. Morgan State (5/21/21)
Doubles.....	3, Tiare Jennings vs. Morgan State (5/21/21)
Triples.....	1, 6x, MR: Sydney Romero vs. Boston (5/18/18)
Home Runs.....	2, 6x, MR: Grace Lyons vs. Wichita State (5/23/21)
Walks Drawn.....	4, Keilani Ricketts vs. Tulsa (5/22/11)
Stolen Bases.....	2, Karolyne Long vs. Syracuse (5/21/10)

Fielding

Putouts.....	17, Katie Norris vs. Iona (5/20/11)
Assists.....	6, 3x, MR: Kelsey Arnold vs. Missouri (5/20/18)

Pitching

Innings Pitched.....	11.0, D.J. Mathis vs. Arkansas (5/17/08)
Strikeouts.....	19, Keilani Ricketts vs. Iona (5/20/11)

OPPONENT SINGLE GAME (INDIVIDUAL)

Batting

Runs Scored	4, Ashley Evans of Louisiana-Lafayette (5/23/04)
Hits.....	3, 9x, MR: Autumn Russell of Arkansas (5/20/17)
Runs Batted In	4, 3x, MR: Cali Lanphear of Texas A&M (5/17/14)
Doubles.....	2, Joy Webre of Louisiana-Lafayette (5/23/04)
Triples.....	1, Ui Bal of Cal State Northridge (5/19/00)
Home Runs.....	2, 2x, MR: Ryleigh Buck of Wichita State (5/22/21)
Walks Drawn.....	3, 2x, MR: Lacey Bertucci of Louisiana-Lafayette (5/23/04)
Stolen Bases.....	1, 11x, MR: Shelby Estocado of Tulsa (5/19/18)

Fielding

Putouts.....	19, Becky Marx of Michigan (5/21/06)
Assists.....	7, Meredith Bagley of Harvard (5/16/98)

Pitching

Innings Pitched.....	11.0, Andi Padilla of North Dakota State (5/16/09)
Strikeouts.....	13, Danielle Henderson of Massachusetts (5/17/98)



NCAA SUPER REGIONALS



KEILANI RICKETTS, 2010-13

OKLAHOMA SINGLE GAME (TEAM)

Batting

Runs Scored10 vs. Texas A&M (5/24/13)
 Hits14 vs. Louisiana-Lafayette (5/26/16)
 Runs Batted In 9 vs. Texas A&M (5/24/13)
 Doubles3, 4x, MR: vs. UCF (5/27/22)
 Triples1, 3x, MR: vs. Arkansas (5/25/18)
 Home Runs5, 2x, MR: vs. Tennessee (5/25/14)
 Walks Drawn8 vs. Texas A&M (5/24/13)
 Strikeouts 17 at Washington (5/28/10)
 Stolen Bases 3, 3x, MR: at Auburn (5/27/17)
 Hit by Pitch . 3, 2x, MR: vs. Washington (5/28/21)
 Runners LOB ...10, 2x, MR vs. Arkansas (5/26/18)

Fielding

Putouts21, 21x, MR: vs. UCF (5/28/22)
 Assists13 at Arizona (5/28/05)
 Errors4 at Washington (5/28/10)
 Double Plays Turned .. 2 vs. Tennessee (5/24/14)

Pitching

Runs Allowed7, 2x, MR: vs. DePaul (5/27/07)
 Walks Allowed ... 7, 2x, MR: at Arizona (5/23/08)
 Strikeouts14 at Auburn (5/26/17)
 Hits Allowed11, 2x, MR: at Arizona (5/28/05)
 Hit Batters3, 2x, MR: vs. Tennessee (5/24/14)

OPPONENT SINGLE GAME (TEAM)

Batting

Runs Scored7, 2x, MR: DePaul (5/27/07)
 Hits11, 2x, MR: Arizona (5/28/05)
 Runs Batted In 7, Arizona (5/28/05)
 Doubles2, 6x, MR: Arkansas (5/25/18)
 Triples1, 5x, MR: Auburn (5/26/17)
 Home Runs2, 4x, MR: Louisiana-Laf. (5/27/16)
 Walks Drawn 7, 2x, MR: Arizona (5/23/08)
 Strikeouts14, Auburn (5/26/17)
 Stolen Bases1, 6x, MR: Arkansas (5/26/18)
 Hit by Pitch 3, 2x, MR: Tennessee (5/24/14)
 Runners LOB12, Arizona (5/28/05)

Fielding

Putouts21, 18x, MR: Arkansas (5/26/18)
 Assists17, Auburn (5/26/17)
 Errors ... 4, 2x, MR: Louisiana-Lafayette (5/27/16)
 Double Plays1, 7x, MR: Louisiana-Laf. (5/26/16)

Pitching

Runs Allowed10, Texas A&M (5/24/13)
 Walks Allowed8, Texas A&M (5/24/13)
 Strikeouts17, Washington (5/28/10)
 Hits Allowed ... 14, Louisiana-Lafayette (5/26/16)
 Hit Batters3, 2x, MR: Washington (5/29/21)

NCAA SUPER REGIONAL RESULTS

2005 (0-2)	TUCSON, ARIZ.
5/27 at Arizona	L 0-6
5/28 at Arizona	L 6-7

2007 (0-2)	NORMAN
5/26 DePaul	L 0-3
5/27 DePaul	L 2-7

2008 (1-2)	TUCSON, ARIZ.
5/23 at Arizona	L 1-3
5/24 at Arizona	W 2-0
at Arizona	L 2-5

2010 (1-2)	SEATTLE, WASH.
5/27 at Washington	W 6-1
5/28 at Washington	L 0-3
at Washington	L 0-4

2011 (2-0, CHAMPIONS)	TUCSON, ARIZ.
5/27 at Arizona	W 6-0
5/28 at Arizona	W 5-2

2012 (2-0, CHAMPIONS)	NORMAN
5/25 Arizona	W 6-0
5/26 Arizona	W 7-1

2013 (2-0, CHAMPIONS)	NORMAN
5/25 Texas A&M	W 10-2 (6)
5/26 Texas A&M	W 8-0 (5)

2014 (2-1, CHAMPIONS)	NORMAN
5/23 Tennessee	W 8-1
5/24 Tennessee	L 0-4
5/25 Tennessee	W 8-2

2015 (1-2)	TUSCALOOSA, ALA.
5/22 at Alabama	W 5-2
5/23 at Alabama	L 0-2
at Alabama	L 3-5

2016 (2-0, CHAMPIONS)	NORMAN
5/25 Louisiana-Lafayette	W 8-2
5/26 Louisiana-Lafayette	W 7-6

2017 (2-0, CHAMPIONS)	AUBURN, ALA.
5/26 Auburn	W 4-0
5/27 Auburn	W 5-2

2018 (2-0, CHAMPIONS)	Norman
5/25 Arkansas	W 7-2
5/26 Arkansas	W 9-0

2019 (2-0, CHAMPIONS)	Norman
5/24 Northwestern	W 3-0
5/25 Northwestern	W 8-0

2021 (2-0, CHAMPIONS)	Norman
5/28 Washington	W 4-2
5/29 Washington	W 9-1 (5)

2022 (2-0, CHAMPIONS)	Norman
5/27 UCF	W 8-0 (5)
5/28 UCF	W 7-1

SUPER REGIONAL RECORD VS. OPPONENTS

Alabama	1-2
Arizona	5-4
Arkansas	2-0
Auburn	2-0
DePaul	0-2
Louisiana-Lafayette	2-0
Tennessee	2-1
Texas A&M	2-0
UCF	2-0
Washington	3-2
Total	22-11

NCAA SUPER REGIONALS



OKLAHOMA SINGLE GAME (INDIVIDUAL)

Batting

Runs Scored	3, 3x, MR: Nicole Mendes vs. Arkansas (5/25/18)
Hits	3, 14x, MR: Grace Lyons vs. UCF (5/28/22)
Runs Batted In	5, Shelby Pendley vs. Texas A&M (5/25/13)
Doubles	2, Tiare Jennings vs. UCF (5/28/22)
Triples	1, 3x, MR: Nicole Mendes vs. Arkansas (5/25/18)
Home Runs	3, Amber Flores at Washington (5/27/10)
Walks Drawn	3, 3x, MR: Paige Parker at Alabama (5/23/15)
Stolen Bases	2, 3x, MR: Raegan Rogers at Auburn (5/27/17)

Fielding

Putouts	13, 4x, MR: Lea Wodach at Auburn (5/26/17)
Assists	7, Javen Henson at Arizona (5/28/11)

Pitching

Innings Pitched	7.0, 18x, MR: Nicole May vs. UCF (5/28/22)
Strikeouts	14, Paige Parker at Auburn (5/26/17)

OPPONENT SINGLE GAME (INDIVIDUAL)

Batting

Runs Scored	2, 7x, MR: Haley Hayden of Louisiana-Lafayette (5/27/16)
Hits	3, 6x, MR: Kelsey Vincent of Louisiana-Lafayette (5/27/16)
Runs Batted In	4, Kelsey Vincent of Louisiana-Lafayette (5/27/16)
Doubles	1, 14x, MR: Jadelyn Alchin of Washington (5/29/21)
Triples	1, 6x, MR: AJ Belans of Arkansas (5/25/18)
Home Runs	2, Jenae Leles of Arizona (5/24/08)
Walks Drawn	3, Kristie Fox of Arizona (5/28/05)
Stolen Bases	1, 6x, MR: Autumn Buczek of Arkansas (5/25/18)

Fielding

Putouts	16, Shawna Wright of Washington (5/28/10)
Assists	6, 2x, MR: Kasey Cooper of Auburn (5/26/17)

Pitching

Innings Pitched	7.0, 9x, MR: Makayla Martin of Auburn (5/26/17)
Runs Allowed	8, 4x, MR: Alex Stewart of Louisiana-Lafayette (5/27/16)
Walks Allowed	7, Melissa Dumezich of Texas A&M (5/24/13)
Strikeouts	17, Danielle Lawrie of Washington (5/28/10)
Hits Allowed	14, Alex Stewart of Louisiana-Lafayette (5/27/16)

2022 SUPER REGIONALS





WOMEN'S COLLEGE WORLD SERIES



PAIGE PARKER, 2015-18

OKLAHOMA SINGLE GAME (TEAM)

Batting

Runs Scored 16 vs. Texas (6/8/22)
 Hits 16 vs. Texas (6/8/22)
 Runs Batted In 16 vs. Texas (6/8/22)
 Doubles 5 vs. Tennessee (6/3/13)
 Triples 2 vs. Alabama (6/5/12)
 Home Runs 6 vs. Texas (6/8/22)
 Walks Drawn 7, 3x, MR: vs. Washington (6/2/13)
 Strikeouts 26 vs. Florida (6/5/17)
 Stolen Bases 5 vs. Michigan (6/4/16)
 Hit by Pitch 3 vs. Oklahoma State (5/31/19)
 Runners LOB 12 vs. Alabama (6/4/12)

Fielding

Putouts 51 vs. Florida (6/5/17)
 Assists 24 vs. Florida (6/5/17)
 Errors 4, 5x, MR: vs. UCLA (6/3/19)
 Double Plays 2, 2x, MR: vs. Florida (6/5/17)

Pitching

Runs Allowed 16 vs. UCLA (6/3/19)
 Walks Allowed 6 vs. Tennessee (6/3/13)
 Strikeouts 16 vs. California (6/1/12)
 Hits Allowed 16 vs. UCLA (6/3/19)
 Hit Batters 6 vs. Alabama (6/5/12)

Miscellaneous

Longest Game W, 7-5, 17 inn. vs. Florida (6/5/17)

OPPONENT SINGLE GAME (TEAM)

Batting

Runs Scored 16 by UCLA (6/3/19)
 Hits 16 by UCLA (6/3/19)
 Runs Batted In 14 by UCLA (6/3/19)
 Doubles 3, 5x, MR: by UCLA (6/3/19)
 Triples 1, 2x, MR: by Auburn (6/7/16)
 Home Runs 3, 3x, MR: by UCLA (6/6/22)
 Walks Drawn 6 by Tennessee (6/3/13)
 Strikeouts 16 by California (6/1/12)
 Stolen Bases 3 by California (6/1/12)
 Hit by Pitch 6 by Alabama (6/5/12)
 Runners LOB . 11, 2x, MR: Louisiana-Laf. (5/31/14)

Fielding

Putouts 51 by Florida (6/5/17)
 Assists 15 by Florida (6/5/17)
 Errors 4 by LSU (6/5/16)
 Double Plays 1, 10x, MR: by Florida (6/6/17)

Pitching

Runs Allowed 16 by Texas (6/8/22)
 Walks Allowed 7, 3x, MR: by Washington (6/2/13)
 Strikeouts 26 by Florida (6/5/17)
 Hits Allowed 16 by Texas (6/8/22)
 Hit Batters 3 by Oklahoma State (5/31/19)

WOMEN'S COLLEGE WORLD SERIES RESULTS

2000 (4-0, NATIONAL CHAMPIONS)

5/25 vs. California W 2-1
 5/27 vs. Southern Miss W 3-1
 5/28 vs. Arizona W 1-0
 5/29 vs. UCLA W 3-1

2001 (1-2)

5/24 vs. Michigan W 2-0
 5/25 vs. Arizona L 4-5
 5/26 vs. LSU L 1-2

2002 (0-2)

5/23 vs. California L 2-4
 5/25 vs. UCLA L 0-2

2003 (1-2)

5/22 vs. Washington L 1-3
 5/24 vs. Alabama W 6-3 (9)
 vs. California L 2-5

2004 (1-2)

5/27 vs. Washington W 6-2
 5/28 vs. California L 1-2
 5/29 vs. Stanford L 2-3

2011 (0-2)

6/2 vs. Arizona State L 1-3
 6/4 vs. Missouri L 1-4

2012 (4-2)

5/31 vs. USF W 5-1
 6/1 vs. California W 3-0
 6/3 vs. Arizona State W 5-3
 6/4 vs. Alabama W 4-1
 6/5 vs. Alabama L 6-8
 6/6 vs. Alabama L 4-5

2013 (5-0, NATIONAL CHAMPIONS)

5/30 vs. Michigan W 7-1
 6/1 vs. Texas W 10-2 (5)
 6/2 vs. Washington W 6-2
 6/3 vs. Tennessee W 5-3 (12)
 6/4 vs. Tennessee W 4-0

2014 (1-2)

5/29 vs. Alabama L 2-6
 5/31 vs. Louisiana-Lafayette W 3-1
 5/31 vs. Oregon L 2-4

2016 (5-1, NATIONAL CHAMPIONS)

6/3 vs. Alabama W 3-0 (8)
 6/4 vs. Michigan W 7-5
 6/5 vs. LSU W 7-3

WOMEN'S COLLEGE WORLD SERIES



6/6	vs. Auburn	W	3-2
6/7	vs. Auburn	L	7-11 (8)
6/8	vs. Auburn	W	2-1

2017 (5-0, NATIONAL CHAMPIONS)

6/1	vs. Baylor	W	6-3
6/2	vs. Washington	W	3-1
6/4	vs. Oregon	W	4-2
6/5	vs. Florida	W	7-5 (17)
6/6	vs. Florida	W	5-4

2018 (2-2)

5/31	vs. Washington	L	0-2
6/2	vs. Arizona State	W	2-0
6/2	vs. Florida	W	2-0
6/3	vs. Washington	L	0-3

2019 (3-3)

5/30	vs. Alabama	W	3-2
5/31	vs. Oklahoma State	W	6-1
6/2	vs. Alabama	L	0-1 (8)
6/2	vs. Alabama	W	7-3
6/3	vs. UCLA	L	3-16
6/4	vs. UCLA	L	4-5

2021 (6-2, NATIONAL CHAMPIONS)

6/3	vs. James Madison	L	3-4 (8)
6/5	vs. Georgia	W	8-0 (6)
6/5	vs. UCLA	W	10-3
6/6	vs. James Madison	W	6-3
6/7	vs. James Madison	W	7-1
6/8	vs. Florida State	L	4-8
6/9	vs. Florida State	W	6-2
6/10	vs. Florida State	W	5-1

2022 (5-1, NATIONAL CHAMPIONS)

6/2	vs. Northwestern	W	13-2 (5)
6/4	vs. Texas	W	7-2
6/6	vs. UCLA	L	3-7
6/6	vs. UCLA	W	15-0 (5)
6/8	vs. Texas	W	16-0
6/9	vs. Texas	W	10-5

WCWS RECORD VS. OPPONENTS

Alabama	5-4
Arizona	1-1
Arizona State	2-1
Auburn	2-1
Baylor	1-0
California	2-3
Florida	3-0
Florida State	2-1
Georgia	1-0
James Madison	2-1
Louisiana-Lafayette	1-0
LSU	1-1
Michigan	3-0
Missouri	0-1
Northwestern	1-0
Oklahoma State	1-0
Oregon	1-1
Southern Mississippi	1-0
Stanford	0-1
Tennessee	2-0
Texas	4-0
UCLA	3-4
USF	1-0
Washington	3-3
Total	43-23

OKLAHOMA SINGLE GAME (INDIVIDUAL)

Batting

Runs Scored	5, Jocelyn Alo vs. Texas (6/8/22)
Hits	4, 3x, MR: Tiare Jennings vs. Texas (6/8/22)
Runs Batted In	7, Jocelyn Alo vs. UCLA (6/6/22)
Doubles	2, 2x, MR: Alyssa Brito vs. Texas (6/9/22)
Triples	1, 1x, MR: Nicole Mendes vs. James Madison (6/7/21)
Home Runs	2, 5x, MR: Jocelyn Alo & Tiare Jennings vs. Texas (6/8/22)
Walks Drawn	3, 2x, MR: Jayda Coleman vs. UCLA (6/6/22)
Stolen Bases	2, Christy Ring vs. Southern Miss (5/27/00)

Fielding

Putouts	21, Shay Knighten vs. Florida (6/5/17)
Assists	10, Kelsey Arnold vs. Florida (6/5/17)

Pitching

Innings Pitched	12.2, Jennifer Stewart vs. LSU (5/26/01)
Strikeouts	16, Keilani Ricketts vs. California (6/1/12)

OPPONENT SINGLE GAME (INDIVIDUAL)

Batting

Runs Scored	3, 3x, MR: Delanie Wisz of UCLA (6/6/22)
Hits	4, 2x, MR: Kinsley Washington of UCLA (6/3/19)
Runs Batted In	5, Maya Brady of UCLA (6/6/22)
Doubles	2, Bella Dayton of Texas (6/8/22)
Triples	1, 2x, MR: Tiffany Howard of Auburn (6/7/16)
Home Runs	2, Maya Brady of UCLA (6/6/22)
Walks Drawn	3, 2x, MR: Bella Dayton of Texas (6/9/22)
Stolen Bases	2, Jamia Reid of California (6/1/12)

Fielding

Putouts	24, Janell Wheaton of Florida (6/5/17)
Assists	6, 2x, MR: Sophia Reynoso of Florida (6/5/17)

Pitching

Innings Pitched	13.0, Britni Sneed of LSU (5/26/01)
Strikeouts	19, Britni Sneed of LSU (5/26/01)



LAUREN CHAMBERLAIN, 2012-15



NCAA TOURNAMENT



GISELLE JUAREZ, 2019-21

NCAA CHAMPIONSHIP RECORD VS. OPPONENTS

Alabama	6-6
Arizona	7-5
Arizona State	2-1
Arkansas	7-0
Auburn	4-1
Baylor	1-0
Bethune-Cookman	1-0
Boston University	1-0
Bryant	1-0
California	2-3
Cal State Northridge	1-0
Central Arkansas	1-0
Colgate	1-0
DePaul	0-2
Florida	3-0
Florida State	2-1
Fordham	2-0
Georgia	1-0
Harvard	3-0
Iona	1-0
Iowa	0-2
James Madison	2-1
Kent State	1-1
Lehigh	2-0
Long Beach State	1-0
Louisiana-Lafayette	5-1
LSU	1-2
Marist	1-0
Massachusetts	2-2
Michigan	3-2
Missouri	1-1
Missouri State	1-0
Morgan State	1-0
North Carolina	1-0
North Dakota State	1-2
Northern Iowa	2-0
Northwestern	4-0
Oklahoma State	2-2
Ole Miss	2-0
Oregon	4-1
Oregon State	4-0
Prairie View A&M	1-0
Southern Miss	1-1
Stanford	0-1
Syracuse	1-0
Temple	1-0
Tennessee	4-1
Texas	5-0
Texas A&M	10-0
Tulsa	6-2
UCF	2-0
UCLA	3-4
UMBC	1-0
UNLV	1-2
USF	2-0
UT-Arlington	1-0
Utah	2-0
Washington	8-5
Wichita State	4-0
Wisconsin	2-1
Total	136-51

OKLAHOMA SINGLE GAME (TEAM)

Batting

Runs Scored24 vs. Wichita State (5/23/21)
 Hits23 vs. Arkansas (5/16/09)
 Runs Batted In 22 vs. Wichita State (5/23/21)
 Doubles 8, vs. Morgan State (5/21/21)
 Triples 2 vs. Alabama (6/5/12)
 Home Runs 6, 2X, MR: vs. Texas (6/8/22)
 Walks Drawn10 vs. Texas A&M (5/17/02)
 Strikeouts 26 vs. Florida (6/5/17)
 Stolen Bases5 vs. Michigan (6/4/16)
 Hit by Pitch5 vs. Texas A&M (5/22/22)
 Runners LOB16 vs. Arkansas (5/17/08)

Fielding

Putouts51 vs. Florida (6/5/17)
 Assists 24 vs. Florida (6/5/17)
 Errors 4, 6x, MR: vs. Baylor (6/1/17)
 Double Plays 2, 5x, MR: vs. Florida (6/5/17)

Pitching

Runs Allowed12 vs. Louisiana-Laf. (5/23/04)
 Walks Allowed8 vs. UNLV (5/19/95)
 Strikeouts19 vs. Iona (5/20/11)
 Hits Allowed18 vs. Louisiana-Laf. (5/23/04)
 Hit Batters 6 vs. Alabama (6/5/12)

Miscellaneous

Longest Game W, 7-5, 17 innings
 vs. Florida (6/5/17)

OPPONENT SINGLE GAME (TEAM)

Batting

Runs Scored16 by UCLA (6/3/19)
 Hits 18, by Louisiana-Lafayette (5/23/04)
 Runs Batted In 14 by UCLA (6/3/19)
 Doubles 5, by Louisiana-Lafayette (5/23/04)
 Triples 1, 8x, MR: by Auburn (5/26/17)
 Home Runs3, 6x, MR: by UCLA (6/6/22)
 Walks Drawn 8, by UNLV (5/19/95)
 Strikeouts 19, by Iona (5/20/11)
 Stolen Bases3, 2x, MR: by California (6/1/12)
 Hit by Pitch 6, by Alabama (6/5/12)
 Runners LOB12, by Arizona (5/28/05)

Fielding

Putouts51, by Florida (6/5/17)
 Assists17, 2x, MR: by Auburn (5/26/17)
 Errors5, by Northern Iowa (5/17/96)
 Double Plays 3 by Texas (6/9/22)

Pitching

Runs Allowed 24, by Wichita State (5/23/21)
 Walks Allowed 10, by Texas A&M (5/17/02)
 Strikeouts 26, by Florida (6/5/17)
 Hits Allowed23, by Arkansas (5/16/09)
 Hit Batters 5, by Texas A&M (5/22/22)

NCAA TOURNAMENT



OKLAHOMA SINGLE GAME (INDIVIDUAL)

Batting

Runs Scored	5, Jocelyn Alo vs. Texas (6/8/22)
Hits	4, 8x, MR: Tiare Jennings vs. Texas (6/8/22)
Runs Batted In	7, 2x, MR: Jocelyn Alo vs. UCLA (6/6/22)
Doubles	3, Tiare Jennings vs. Morgan State (5/21/21)
Triples	1, 23x, MR: Nicole Mendes vs. James Madison (6/7/21)
Home Runs	3, Amber Flores at Washington (5/27/10)
Walks Drawn	4, Keilani Ricketts vs. Tulsa (5/22/11)
Stolen Bases	2, 5x, MR: Raegan Rogers (5/27/17)

Fielding

Putouts	21, Shay Knighten vs. Florida (6/5/17)
Assists	10, Kelsey Arnold vs. Florida (6/5/17)

Pitching

Innings Pitched	12.2, Jennifer Stewart vs. LSU (5/26/01)
Strikeouts	19, Keilani Ricketts vs. Iona (5/20/11)

OPPONENT SINGLE GAME (INDIVIDUAL)

Batting

Runs Scored	4, Ashley Evans of Louisiana-Lafayette (5/23/04)
Hits	4, 2x, MR: Kinsley Washington of UCLA (6/3/19)
Runs Batted In	5, Maya Brady of UCLA (6/6/22)
Doubles	2, 2x, MR: Bella Dayton of Texas (6/8/22)
Triples	1, 7x, MR: Kasey Cooper of Auburn (5/26/17)
Home Runs	2, 3x, MR: Maya Brady of UCLA (6/6/22)
Walks Drawn	3, 5x, MR: Bella Dayton of Texas (6/9/22)
Stolen Bases	2, Jamia Reid of California (6/1/12)

Fielding

Putouts	24, Janell Wheaton of Florida (6/5/17)
Assists	7, Meredith Bagley of Harvard (5/16/98)

Pitching

Innings Pitched	13.0, Britni Sneed of LSU (5/26/01)
Strikeouts	19, 2x, MR: Jennie Ritter of Michigan (5/21/06)

PAIGE LOWARY & LEA WODACH, CLASS OF 2018





AGAINST CONFERENCES

AMERICA EAST (2-0)

Maine.....2-0

AMERICAN ATHLETIC (119-21)

Connecticut.....3-0
East Carolina.....4-0
Houston.....11-1
Memphis.....2-0
South Florida.....3-3
Tulsa.....45-10
UCF.....2-0
Wichita State.....49-7

ATLANTIC 10 (14-4)

Fordham.....2-0
Massachusetts.....6-3
Rhode Island.....1-1
Saint Joseph's (Pa.).....1-0
Saint Louis.....4-0

ATLANTIC COAST (37-18)

Boston College.....1-0
Florida State.....6-6
Georgia Tech.....0-1
Louisville.....6-3
North Carolina.....8-0
North Carolina State.....2-2
Notre Dame.....5-5
Pittsburgh.....1-0
Syracuse.....4-0
Virginia.....3-1
Virginia Tech.....1-0

ATLANTIC SUN (5-0)

Lipscomb.....3-0
Stetson.....2-0

BIG 12 (417-189)

Baylor.....64-13
Iowa State.....85-28
Kansas.....69-44
Oklahoma State.....93-71
Texas.....47-25
Texas Tech.....59-8

BIG EAST (36-18)

Butler.....3-0
Creighton.....17-11
DePaul.....12-6
Providence.....1-1
Seton Hall.....1-0
Villanova.....2-0

BIG SKY (12-2)

Montana.....1-0
Northern Colorado.....3-0
Portland State.....1-0
Sacramento State.....2-2
Southern Utah.....3-0
Weber State.....2-0

BIG SOUTH (3-1)

Liberty.....1-0
Radford.....1-0
Winthrop.....1-1

BIG TEN (122-79-2)

Illinois.....4-1-1
Indiana.....11-2-1
Iowa.....13-4
Maryland.....2-0
Michigan.....8-13
Michigan State.....4-3
Minnesota.....4-8
Nebraska.....44-44
Northwestern.....14-2
Ohio State.....7-0
Penn State.....4-1
Purdue.....1-0
Rutgers.....3-0
Wisconsin.....3-1

BIG WEST (51-23)

Cal Poly.....6-2
Cal State Fullerton.....7-11
Cal State Northridge.....9-6
Hawai'i.....6-3
Long Beach State.....13-1
UC Davis.....1-0
UC Riverside.....3-0
UC San Diego.....1-0
UC Santa Barbara.....5-0

COLONIAL ATHLETIC (0-1)

Hofstra.....0-1

CONFERENCE USA (64-11)

Florida Atlantic.....2-2
Florida International.....5-0
Louisiana Tech.....8-4
North Texas.....30-0
Southern Mississippi.....2-3
Texas-San Antonio.....3-1
UAB.....10-1
UTEP.....2-0
Western Kentucky.....2-0

HORIZON LEAGUE (10-1)

Illinois-Chicago.....8-1
Valparasio.....2-0

IVY LEAGUE (11-0)

Dartmouth.....2-0
Harvard.....3-0
Pennsylvania.....3-0
Princeton.....2-0
Yale.....1-0

METRO ATLANTIC ATHLETIC (5-0)

Fairfield.....2-0
Iona.....1-0
Manhattan.....1-0
Marist.....1-0

MID-AMERICAN (25-12)

Ball State.....1-0
Bowling Green.....2-0
Central Michigan.....3-4
Eastern Michigan.....1-0
Kent State.....7-0
Miami (Ohio).....0-1
Northern Illinois.....7-2
Toledo.....1-1
Western Michigan.....3-4

MID-EASTERN ATHLETIC (3-0)

Bethune-Cookman.....1-0
Florida A&M.....2-0

MISSOURI VALLEY (62-17)

Bradley.....1-0
Drake.....6-0
Evansville.....4-0
Illinois State.....14-1
Indiana State.....3-0
Missouri State.....20-12
Northern Iowa.....6-2
Southern Illinois.....8-2

MOUNTAIN WEST (55-32)

Boise State.....3-0
Colorado State.....7-4
Fresno State.....8-11
Nevada.....3-0
New Mexico.....13-5
San Diego State.....10-1
San Jose State.....0-2
UNLV.....9-3
Utah State.....2-6

NORTHEAST (5-1)

Bryant.....2-0
Robert Morris.....2-1
Saint Francis.....1-0

AGAINST CONFERENCES



OHIO VALLEY (10-1)

Austin Peay	1-0
Eastern Illinois	1-0
SIU-Edwardsville.....	2-0
Southeast Missouri	2-1
Tennessee Tech	4-0

PAC-12 (103-95)

Arizona	20-29
Arizona State	14-14
California.....	7-11
Oregon.....	10-6
Oregon State.....	15-3
Stanford.....	2-3
UCLA.....	6-10
Utah.....	17-5
Washington.....	12-14

PATRIOT LEAGUE (8-2)

Boston University	4-2
Colgate	1-0
Lehigh	3-0

SOUTHEASTERN (186-107)

Alabama	6-9
Arkansas.....	25-2
Auburn.....	6-2
Florida.....	7-1
Georgia.....	2-3
Kentucky	7-1
LSU	10-8
Mississippi.....	6-0
Mississippi State.....	4-0
Missouri	52-41
South Carolina.....	4-5
Tennessee	6-5
Texas A&M	51-30

SOUTHERN (5-0)

Chattanooga	1-0
Samford.....	4-0

SOUTHLAND (66-10)

Abilene Christian	2-0
Central Arkansas.....	9-0
Incarnate Word	1-0
Lamar	1-0
McNeese State.....	13-2
Nicholls State.....	5-1
Northwestern State.....	7-0
Sam Houston State	11-7
Southeastern Louisiana	3-0
Stephen F. Austin.....	12-0
Texas A&M-Corpus Christi.....	2-0

SOUTHWESTERN ATHLETIC (4-0)

Arkansas-Pine Bluff	3-0
Prairie View A&M	1-0

SUMMIT LEAGUE (11-6)

IPFW.....	2-0
North Dakota State	3-2
Omaha	4-0
Western Illinois.....	2-4

SUN BELT (61-37)

Appalachian State	2-0
Georgia State.....	1-0
Louisiana Lafayette.....	13-15
Louisiana Monroe	14-2
Texas-Arlington.....	23-19
Texas State	6-1
Troy.....	2-0

WEST COAST (26-5)

BYU.....	7-1
Loyola Marymount	6-0
Pacific	9-2
San Diego.....	1-0
Santa Clara	2-0
St. Mary's (Calif.)	2-2

WESTERN ATHLETIC (36-3)

Cal State Bakersfield.....	2-0
Grand Canyon.....	3-0
New Mexico State.....	21-3
UMKC	6-0
Utah Valley	4-0

NON-DIVISION I* (245-84)

Adelphi	0-1
Adrian College.....	1-0
Angelo State	2-0
Aquinas College	2-0
Barry.....	3-0
Birmingham Southern.....	2-0
Buena Vista	3-0
Cal Poly-Ponoma.....	2-2
Cameron.....	13-1
Carthage	1-0
Centenary	6-0
Central Arizona	1-1
Central Oklahoma.....	23-11
Chapman College	1-1
Eastern Oklahoma.....	4-0
Edinborough	1-0
Emporia State.....	2-1
Fullerton College	0-2
Grand Valley State.....	1-0
Kansas State.....	15-4
Kearney State	4-0
Keene State.....	1-0

Lady of the Lake	1-0
Madonna	2-0
Mesa CC.....	1-0
Metro State	1-0
Midwestern State.....	1-1
Minnesota-Duluth.....	1-0
Nebraska Wesleyan.....	1-0
New Haven	1-0
New Mexico Highlands.....	1-0
Northeast Missouri	2-0
Northeast Oklahoma	3-0
Northern Arizona.....	0-1
Northwest Missouri	2-0
Northwest Oklahoma	4-4
Northwood	3-0
Oklahoma Baptist.....	25-6
Oklahoma Christian.....	7-0
Oklahoma City.....	36-17
Phillips	2-0
Pima	1-0
Pittsburgh State	1-1
Quincy College	1-0
Regis.....	2-0
Saint Edwards.....	1-1
St. Gregory's.....	5-0
Saint Thomas	1-0
Slippery Rock.....	1-0
Southwest Baptist	1-0
Southwest Oklahoma State	9-2
Tarkio.....	1-3
Tarleton State	1-0
Temple	5-0
Texas Lutheran	1-0
Texas Pan American.....	1-0
Texas Wesleyan	9-2
Texas Woman's.....	2-15
USAO.....	3-2
US International	3-0
Washburn.....	3-2
Wayne State.....	1-0
West Texas A&M.....	6-2
Wyoming.....	4-1

* Teams may be a member of Division I in other sports but do not currently support a Division I softball program.



SERIES HISTORY

ABILENE CHRISTIAN

OU Leads:	5-0		
In Norman:	3-0		
Neutral:	2-0		
Date	Location	W/L	Score
3-3-18	Norman, Okla.	W	8-0 (5)
3-4-18	Norman, Okla.	W	8-1
2-28-20	Norman, Okla.	W	4-2
2-11-21	El Paso, Texas	W	9-0 (5)
2-12-21	El Paso, Texas	W	11-0 (6)

ADELPHI

OU Trails:	0-1		
Neutral:	0-1		
Date	Location	W/L	Score
3-16-90	Tallahassee, Fla.	L	2-4

ADRIAN COLLEGE

OU Leads:	1-0		
Neutral:	1-0		
Date	Location	W/L	Score
3-5-93	Fort Myers, Fla.	W	12-2

ALABAMA

OU Trails:	8-10		
In Tuscaloosa:	1-2		
Neutral:	7-8		
Date	Location	W/L	Score
2-16-97	Oklahoma City, Okla.	W	12-0
2-22-02	Columbus, Ga.	L	1-6
5-24-03	Oklahoma City, Okla.	W	6-3 (9)^
2-11-05	Houston, Texas	L	0-2
3-16-06	Fullerton, Calif.	L	0-5
2-21-09	Cathedral City, Calif.	L	3-4
6-4-12	Oklahoma City, Okla.	W	4-1^
6-5-12	Oklahoma City, Okla.	L	6-8^
6-6-12	Oklahoma City, Okla.	L	4-5^
5-29-14	Oklahoma City, Okla.	L	2-6^
5-22-15	Tuscaloosa, Ala.	W	5-2%
5-23-15	Tuscaloosa, Ala.	L	0-2%
5-23-15	Tuscaloosa, Ala.	L	3-5%
3-19-16	Fullerton, Calif.	W	2-0
6-3-16	Oklahoma City, Okla.	W	3-0 (8)
5-30-19	Oklahoma City, Okla.	W	3-2
6-2-19	Oklahoma City, Okla.	L	0-1 (8)^
6-2-19	Oklahoma City, Okla.	W	7-3^

ANGELO STATE

OU Leads:	2-0		
Neutral:	2-0		
Date	Location	W/L	Score
5-4-78	Denton, Texas	W	10-1
9-15-79	College Station, Texas	W	12-3

APPALACHIAN STATE

OU Leads:	2-0		
Neutral:	2-0		
Date	Location	W/L	Score
2-4-05	Clearwater, Fla.	W	6-2
2-11-11	Tempe, Ariz.	W	8-0 (5)

AQUINAS COLLEGE

OU Leads:	2-0		
Neutral:	2-0		
Date	Location	W/L	Score
3-9-92	Fort Myers, Fla.	W	9-0
3-6-93	Fort Myers, Fla.	W	3-2

ARIZONA

OU Trails:	21-29		
In Norman:	4-1		
In Tucson:	7-15		
Neutral:	10-13		
Date	Location	W/L	Score
3-14-79	Tucson, Ariz.	L	3-4
3-14-79	Tucson, Ariz.	W	4-3
3-15-80	Las Cruces, N.M.	W	10-2
3-17-83	Norman, Okla.	W	2-1
3-24-84	Fullerton, Calif.	L	1-2
3-15-85	Norman, Okla.	W	1-0
3-8-86	Albuquerque, N.M.	W	1-0
3-19-87	Houston, Texas	L	0-10

3-6-88	Las Cruces, N.M.	L	2-11
2-15-90	Tucson, Ariz.	L	0-8
2-24-95	College Station, Texas	L	1-12
2-25-95	College Station, Texas	L	2-8
3-10-95	Tucson, Ariz.	L	0-7
3-10-95	Tucson, Ariz.	L	5-13
3-14-95	Tucson, Ariz.	L	1-19
3-14-95	Tucson, Ariz.	L	3-11
3-8-96	Tucson, Ariz.	L	0-10
3-10-96	Tucson, Ariz.	L	0-10
3-21-96	Fullerton, Calif.	L	1-2
3-6-98	Tucson, Ariz.	L	4-6
3-6-98	Tucson, Ariz.	W	4-3
2-20-00	Tucson, Ariz.	L	0-6
5-28-00	Oklahoma City, Okla.	W	1-0^
3-4-01	Tucson, Ariz.	L	2-6
5-25-01	Oklahoma City, Okla.	L	4-5 (8)^
4-17-02	Oklahoma City, Okla.	L	0-1 (9)
3-19-04	Fullerton, Calif.	L	1-9
5-22-04	Tucson, Ariz.	W	3-2\$
3-19-05	Fullerton, Calif.	L	0-4
5-27-05	Tucson, Ariz.	L	0-6%
5-28-05	Tucson, Ariz.	L	6-7%
3-15-07	Fullerton, Calif.	W	6-1
3-18-07	Fullerton, Calif.	W	11-0
5-23-08	Tucson, Ariz.	L	1-3%
5-24-08	Tucson, Ariz.	W	2-0%
5-24-08	Tucson, Ariz.	L	2-5%
3-19-10	Fullerton, Calif.	L	3-4
2-12-11	Tempe, Ariz.	W	11-1 (5)
3-17-11	Fullerton, Calif.	W	5-2
5-27-11	Tucson, Ariz.	W	6-0%
5-28-11	Tucson, Ariz.	W	5-2%
5-25-12	Norman, Okla.	W	6-0%
5-26-12	Norman, Okla.	W	7-1%
2-21-13	Palm Springs, Calif.	W	5-0
3-16-13	Fullerton, Calif.	W	4-0
2-19-15	Palm Springs, Calif.	L	4-5
3-14-17	Long Beach, Calif.	L	3-4
2-24-18	Palm Springs, Calif.	L	0-2
2-23-19	Palm Springs, Calif.	W	2-1
2-15-20	Tucson, Ariz.	W	6-4 (10)

ARIZONA STATE

Series Tied:	14-14		
In Norman:	0-4		
In Tempe:	4-5		
Neutral:	10-5		
Date	Location	W/L	Score
3-15-79	Tempe, Ariz.	L	0-3
3-14-80	Las Cruces, N.M.	W	4-1
3-15-80	Las Cruces, N.M.	W	5-2
4-10-81	College Station, Texas	L	0-4
3-16-82	Norman, Okla.	L	0-2
3-17-82	Norman, Okla.	L	0-1
3-13-84	Norman, Okla.	L	2-5
3-12-85	Norman, Okla.	L	1-2 (8)
3-23-85	Fullerton, Calif.	W	3-2
3-19-87	Houston, Texas	L	4-12 (10)
3-5-88	Las Cruces, N.M.	L	2-3
3-25-88	Sunnyvale, Calif.	L	3-4
3-3-89	Las Cruces, N.M.	L	2-7
2-28-03	Tempe, Ariz.	W	7-2
3-1-03	Tempe, Ariz.	W	6-0
3-2-03	Tempe, Ariz.	W	8-5
3-13-03	Fullerton, Calif.	W	5-3
3-17-05	Fullerton, Calif.	W	6-1
2-20-09	Cathedral City, Calif.	W	8-6
3-18-10	Fullerton, Calif.	W	5-4
2-12-11	Tempe, Ariz.	L	3-4
6-2-11	Oklahoma City, Okla.	L	1-3^
6-3-12	Oklahoma City, Okla.	W	5-3^
2-14-14	Tempe, Ariz.	L	0-7
2-14-15	Tempe, Ariz.	W	5-1
2-15-15	Tempe, Ariz.	L	4-8
2-22-18	Palm Springs, Calif.	W	7-2
6-2-18	Oklahoma City, Okla.	W	2-0^

ARKANSAS

OU Leads:	25-2
In Norman:	15-1
In Fayetteville:	8-1

Neutral:

Date	Location	W/L	Score
2-13-00	Grand Prairie, Texas	W	5-3
2-23-00	Norman, Okla.	W	3-0
2-23-00	Norman, Okla.	W	6-2
2-10-01	Grand Prairie, Texas	W	8-1
2-20-01	Fayetteville, Ark.	W	2-0
2-20-01	Fayetteville, Ark.	W	3-2
3-2-05	Norman, Okla.	W	12-0
3-2-05	Norman, Okla.	W	8-0
5-1-06	Fayetteville, Ark.	W	5-4
5-1-06	Fayetteville, Ark.	W	5-0
2-28-07	Norman, Okla.	W	14-0
2-28-07	Norman, Okla.	W	10-2
4-7-08	Fayetteville, Ark.	L	2-3
4-7-08	Fayetteville, Ark.	W	3-2
5-17-08	Norman, Okla.	W	6-5 (11)\$
4-8-09	Norman, Okla.	L	9-11
5-16-09	Norman, Okla.	W	21-2\$
3-24-10	Fayetteville, Ark.	W	6-1
5-18-13	Norman, Okla.	W	10-5\$
5-19-13	Norman, Okla.	W	14-1 (5)\$
4-30-14	Fayetteville, Ark.	W	10-0 (5)
4-8-15	Norman, Okla.	W	10-1 (5)
4-20-16	Fayetteville, Ark.	W	3-1
4-5-17	Norman, Okla.	W	4-2
5-19-17	Norman, Okla.	W	5-3\$
5-25-18	Norman, Okla.	W	7-2%
5-26-18	Norman, Okla.	W	9-0%

ARKANSAS-PINE BLUFF

OU Leads:	3-0		
In Norman:	3-0		
Date	Location	W/L	Score
3-12-11	Norman, Okla.	W	15-0 (5)
2-28-14	Norman, Okla.	W	10-0 (5)
2-28-14	Norman, Okla.	W	35-1 (5)

AUBURN

OU Leads:	6-2		
In Norman:	1-0		
In Auburn:	2-0		
Neutral:	3-2		
Date	Location	W/L	Score
3-1-02	Miami, Fla.	W	6-2
3-4-11	Norman, Okla.	W	6-0
6-6-16	Oklahoma City, Okla.	W	3-2^
6-7-16	Oklahoma City, Okla.	L	7-11 (8)^
6-8-16	Oklahoma City, Okla.	W	2-1^
2-9-17	Puerto Vallara, Mexico	L	2-3
5-26-17	Auburn, Ala.	W	4-0%
5-27-17	Auburn, Ala.	W	5-2%

AUSTIN PEAY

OU Leads:	1-0		
In Norman:	1-0		
Date	Location	W/L	Score
3-6-12	Norman, Okla.	W	8-0 (5)

BALL STATE

OU Leads:	1-0		
Neutral:	1-0		
Date	Location	W/L	Score
3-11-94	Tampa, Fla.	W	1-0

BARRY

OU Leads:	3-0		
Neutral:	3-0		
Date	Location	W/L	Score
3-16-91	Fort Myers, Fla.	W	8-7
3-16-91	Fort Myers, Fla.	W	5-4
3-9-92	Fort Myers, Fla.	W	8-0

BAYLOR

OU Leads:	70-13		
In Norman:	29-7		
In Waco:	23-5		
Neutral:	18-1		
Date	Location	W/L	Score
9-21-79	Denton, Texas	L	0-2
9-29-79	Nacogdoches, Texas	W	5-1
9-12-80	San Antonio, Texas	W	4-1

SERIES HISTORY



9-19-80	Nacogdoches, Texas	W	8-0
9-27-80	Denton, Texas	W	7-1
3-17-83	Norman, Okla.	L	3-5
3-20-87	Houston, Texas	W	5-3
4-24-87	Stillwater, Okla.	W	10-1
4-25-87	Stillwater, Okla.	W	2-1
3-6-88	Las Cruces, N.M.	W	3-0
3-10-88	Norman, Okla.	L	2-3
3-9-97	Oklahoma City, Okla.	W	3-0*
3-15-97	Houston, Texas	W	3-0*
3-15-97	Houston, Texas	W	3-1*
4-5-97	Norman, Okla.	W	1-0*
4-5-97	Norman, Okla.	W	2-0*
3-13-98	Norman, Okla.	W	5-4*
3-14-98	Norman, Okla.	W	9-0*
4-4-98	Waco, Texas	W	5-1*
4-4-98	Waco, Texas	W	5-3*
5-1-98	Oklahoma City, Okla.	W	3-2!
3-6-99	Norman, Okla.	W	6-1*
3-6-99	Norman, Okla.	W	4-2*
4-21-00	Waco, Texas	W	6-0*
4-22-00	Waco, Texas	W	8-1*
3-2-01	Tucson, Ariz.	W	2-1*
4-21-01	Norman, Okla.	W	16-0*
4-22-01	Norman, Okla.	W	7-1*
4-27-02	Waco, Texas	W	5-1 (10)*
4-28-02	Waco, Texas	W	2-0*
3-29-03	Norman, Okla.	W	2-0*
3-30-03	Norman, Okla.	W	3-0*
5-3-03	Oklahoma City, Okla.	W	1-0!
3-29-04	Waco, Texas	L	1-3 (10)*
3-29-04	Waco, Texas	L	1-4*
5-13-04	Oklahoma City, Okla.	W	5-2!
4-18-05	Norman, Okla.	W	2-0*
4-18-05	Norman, Okla.	L	5-6*
4-10-06	Waco, Texas	W	9-7*
4-10-06	Waco, Texas	L	1-5*
4-18-07	Norman, Okla.	W	3-2 (8)*
4-18-07	Norman, Okla.	W	7-4*
4-30-08	Waco, Texas	W	4-0*
4-30-08	Waco, Texas	W	9-4*
4-1-09	Norman, Okla.	L	0-5*
4-1-09	Norman, Okla.	W	4-0*
4-21-10	Waco, Texas	W	6-1*
4-21-10	Waco, Texas	W	3-1*
4-9-11	Norman, Okla.	W	3-2*
4-10-11	Norman, Okla.	L	2-5*
3-23-12	Waco, Texas	W	2-0*
3-24-12	Waco, Texas	W	5-0*
3-25-12	Waco, Texas	L	0-1*
4-5-13	Norman, Okla.	W	8-3*
4-6-13	Norman, Okla.	W	9-3*
4-7-13	Norman, Okla.	W	8-0 (6)*
4-11-14	Waco, Texas	W	3-2*
4-12-14	Waco, Texas	W	2-0*
4-13-14	Waco, Texas	L	6-8*
4-16-15	Norman, Okla.	L	0-8 (6)*
4-17-15	Norman, Okla.	W	5-2*
4-18-15	Norman, Okla.	W	11-3 (5)*
4-8-16	Waco, Texas	W	5-0*
4-9-16	Waco, Texas	W	4-0*
4-10-16	Waco, Texas	W	7-4*
4-22-17	Norman, Okla.	W	3-2 (10)*
4-23-17	Norman, Okla.	L	3-4*
4-23-17	Norman, Okla.	W	6-0*
6-1-17	Oklahoma City, Okla.	W	6-3^
3-29-18	Waco, Texas	W	5-0*
3-30-18	Waco, Texas	W	9-0 (5)*
3-31-18	Waco, Texas	W	4-1*
5-12-18	Oklahoma City, Okla.	W	6-4!
4-5-19	Norman, Okla.	W	7-5*
4-6-19	Norman, Okla.	W	8-0 (5)*
4-7-19	Norman, Okla.	W	16-0 (5)*
4-27-21	Waco, Texas	W	7-1*
4-27-21	Waco, Texas	W	11-0 (6)*
5-14-21	Oklahoma City, Okla.	W	10-2 (5)!
3-10-22	Honolulu, Hawaii	W	12-3 (5)
3-25-22	Norman, Okla.	W	9-1 (5)*
3-26-22	Norman, Okla.	W	8-0 (5)*
3-27-22	Norman, Okla.	W	3-1*

BETHUNE COOKMAN

OU Leads:	1-0		
Neutral:	1-0		
Date	Location	W/L	Score
5-15-03	Gainesville, Fla.	W	5-1\$

BIRMINGHAM SOUTHERN

OU Leads:	2-0		
In Norman:	2-0		
Date	Location	W/L	Score
2-16-07	Norman, Okla.	W	14-1
2-18-07	Norman, Okla.	W	17-0

BOISE STATE

OU Leads:	3-0		
Neutral:	3-0		
Date	Location	W/L	Score
2-20-10	Henderson, Nev.	W	8-4
2-24-12	Palm Springs, Calif.	W	9-0 (5)
2-20-14	Palm Springs, Calif.	W	9-1 (5)

BOSTON COLLEGE

OU Leads:	1-0		
Neutral:	1-0		
Date	Location	W/L	Score
3-6-94	Gainesville, Fla.	W	2-1

BOSTON UNIVERSITY

OU Leads:	4-2		
In Norman:	1-0		
Neutral:	3-2		
Date	Location	W/L	Score
3-8-93	Fort Myers, Fla.	L	2-4
3-7-94	Gainesville, Fla.	W	1-0
2-28-98	Columbus, Ga.	W	5-0
2-13-15	Tempe, Ariz.	W	14-4 (5)
2-17-18	Las Cruces, N.M.	L	3-4
5-18-18	Norman, Okla.	W	9-0 (5)\$

BOWLING GREEN

OU Leads:	2-0		
Neutral:	2-0		
Date	Location	W/L	Score
3-24-94	Sacramento, Calif.	W	7-2
3-15-09	Fullerton, Calif.	W	8-0

BRADLEY

OU Leads:	1-0		
In Norman:	1-0		
Date	Location	W/L	Score
3-18-14	Norman, Okla.	W	8-0 (6)

BRYANT

OU Leads:	3-0		
In Norman:	1-0		
Neutral:	2-0		
Date	Location	W/L	Score
3-8-92	Fort Myers, Fla.	W	4-1
5-16-14	Norman, Okla.	W	14-4 (5)\$
2-14-20	Tucson, Ariz.	W	8-3

BUENA VISTA COLLEGE

OU Leads:	3-0		
In Norman:	3-0		
Date	Location	W/L	Score
3-16-81	Norman, Okla.	W	6-5
3-17-81	Norman, Okla.	W	11-1
3-22-83	Norman, Okla.	W	10-0

BUTLER

OU Leads:	3-0		
Neutral:	3-0		
Date	Location	W/L	Score
3-17-91	Fort Myers, Fla.	W	3-0
3-8-92	Fort Myers, Fla.	W	17-0
3-7-93	Fort Myers, Fla.	W	9-0

BYU

OU Leads:	9-1		
In Norman:	2-0		
Neutral:	7-1		
Date	Location	W/L	Score

3-7-86	Albuquerque, N.M.	W	1-0
4-24-86	Logan, Utah	L	0-1
2-9-01	Grand Prairie, Texas	W	6-3
2-15-08	Las Vegas, Nev.	W	8-5
3-11-16	Norman, Okla.	W	8-0 (5)
3-12-16	Norman, Okla.	W	3-0
2-9-17	Puerto Vallarta, Mexico	W	7-1
2-23-18	Palm Springs, Calif.	W	10-0 (6)
2-22-19	Palm Springs, Calif.	W	5-0
2-8-20	Puerto Vallarta, Mexico	W	3-1

CAL POLY

OU leads:	5-2		
Neutral:	5-2		
Date	Location	W/L	Score
2-25-06	Palm Springs, Calif.	W	5-2
2-17-08	Las Vegas, Nev.	W	3-2
3-14-08	Sacramento, Calif.	W	5-4 (8)
2-20-09	Cathedral City, Calif.	W	3-2
2-26-11	Cathedral City, Calif.	W	4-2
3-17-17	Los Angeles, Calif.	L	1-3
3-18-17	Los Angeles, Calif.	L	1-3

CAL POLY POMONA

Series tied:	2-2		
In Pomona:	2-0		
Neutral:	0-2		
Date	Location	W/L	Score
3-10-81	Pomona, Calif.	W	3-1
3-10-81	Pomona, Calif.	W	5-2
3-22-85	Fullerton, Calif.	L	0-1 (9)
3-22-86	Fullerton, Calif.	L	0-1

CAL STATE BAKERSFIELD

OU Leads:	2-0		
Neutral:	2-0		
Date	Location	W/L	Score
2-10-11	Tempe, Ariz.	W	11-2 (5)
2-10-12	Las Vegas, Nev.	W	6-0

CAL STATE FULLERTON

OU Trails:	7-11		
In Norman:	1-0		
In Fullerton:	2-8		
Neutral:	4-3		
Date	Location	W/L	Score
3-12-81	Fullerton, Calif.	L	0-6
3-12-81	Fullerton, Calif.	L	0-1 (11)
4-11-81	College Station, Texas	L	0-3
3-23-84	Fullerton, Calif.	L	0-1
3-3-88	Las Cruces, N.M.	L	0-5
2-16-90	Tucson, Ariz.	L	1-7
3-19-99	Fullerton, Calif.	W	5-3
2-25-00	Norman, Okla.	W	8-0
3-14-02	Fullerton, Calif.	L	0-6
2-23-03	Columbus, Ga.	W	3-0
2-9-08	Fullerton, Calif.	L	2-10
3-14-09	Fullerton, Calif.	L	3-4
2-19-10	Henderson, Nev.	W	7-1
3-17-13	Fullerton, Calif.	W	9-0 (5)
2-7-14	Fullerton, Calif.	L	1-3
3-18-16	Fullerton, Calif.	L	5-7
3-18-18	Fullerton, Calif.	W	14-3
2-23-19	Palm Springs, Calif.	W	9-1 (5)
2-25-22	Palm Springs, Calif.	W	10-0 (6)

CAL STATE NORTHRIDGE

OU Leads:	10-6		
In Norman:	1-0		
In Northridge:	5-3		
Neutral:	4-3		
Date	Location	W/L	Score
3-11-81	Northridge, Calif.	W	4-0
3-11-81	Northridge, Calif.	L	1-3
4-16-82	Las Vegas, Nev.	L	1-4
4-16-82	Las Vegas, Nev.	L	0-2
3-19-86	Northridge, Calif.	W	1-0
3-19-86	Northridge, Calif.	L	1-2
3-2-96	Columbus, Ga.	L	1-8
5-19-00	Norman, Okla.	W	2-1\$
3-14-03	Fullerton, Calif.	W	1-0
3-17-07	Fullerton, Calif.	W	8-0



SERIES HISTORY

2-15-08	Las Vegas, Nev.	W	5-1
3-17-10	Northridge, Calif.	L	0-1
3-17-10	Northridge, Calif.	W	4-1 (8)
3-16-18	Fullerton, Calif.	W	7-1
3-19-18	Northridge, Calif.	W	2-1 (11)
3-15-19	Northridge, Calif.	W	11-0 (5)

CALIFORNIA

OU Trails:	7-11		
In Norman:	1-1		
In Berkeley:	0-2		
Neutral:	6-8		
Date	Location	W/L	Score
4-25-80	Berkely, Calif.	L	1-2
4-26-80	Berkely, Calif.	L	0-1
3-20-81	Norman, Okla.	W	2-1
3-25-81	Norman, Okla.	L	0-1
5-22-81	Oklahoma City, Okla.	L	1-4
3-26-88	Sunnyvale, Calif.	L	5-11
3-26-93	Sunnyvale, Calif.	L	0-1
3-27-94	Sacramento, Calif.	L	5-6
2-27-98	Columbus, Ga.	W	1-0
5-25-00	Oklahoma City, Okla.	W	2-1*
5-23-02	Oklahoma City, Okla.	L	2-4*
5-24-03	Oklahoma City, Okla.	L	2-5*
5-28-04	Oklahoma City, Okla.	L	1-2 (8)*
2-24-07	Palm Springs, Calif.	W	11-3
3-15-08	Sacramento, Calif.	L	0-2
2-20-10	Las Vegas, Nev.	W	12-1
6-1-12	Oklahoma City, Okla.	W	3-0*
3-11-22	Honolulu, Hawaii	W	8-0 (5)

CAMERON

OU Leads:	13-1		
In Norman:	10-0		
In Lawton:	3-1		
Date	Location	W/L	Score
4-21-79	Norman, Okla.	W	7-1
3-21-88	Norman, Okla.	W	7-0
3-21-88	Norman, Okla.	W	16-1
4-4-91	Lawton, Okla.	W	18-0
4-4-91	Lawton, Okla.	L	0-3
4-23-91	Norman, Okla.	W	10-3
4-23-91	Norman, Okla.	W	9-3
3-19-92	Lawton, Okla.	W	12-0
3-19-92	Lawton, Okla.	W	7-0
4-21-92	Norman, Okla.	W	8-1
4-21-92	Norman, Okla.	W	11-0
4-21-92	Norman, Okla.	W	8-0
4-19-93	Norman, Okla.	W	7-0
4-19-93	Norman, Okla.	W	11-0

CARTHAGE COLLEGE

OU Leads:	1-0		
In Norman:	1-0		
Date	Location	W/L	Score
3-25-81	Norman, Okla.	W	3-2

CENTENARY

OU Leads:	6-0		
In Norman:	4-0		
Neutral:	2-0		
Date	Location	W/L	Score
2-7-04	Baton Rouge, La.	W	8-0
2-8-04	Baton Rouge, La.	W	9-1
3-14-04	Norman, Okla.	W	6-0
3-14-04	Norman, Okla.	W	9-0
3-9-07	Norman, Okla.	W	6-1
3-10-07	Norman, Okla.	W	11-1

CENTRAL ARIZONA

Series tied:	1-1		
In Coolidge:	1-1		
Date	Location	W/L	Score
3-13-95	Coolidge, Ariz.	W	5-2
3-13-95	Coolidge, Ariz.	L	0-1

CENTRAL ARKANSAS

OU Leads:	9-0		
In Norman:	8-0		
In Conway:	1-0		
Date	Location	W/L	Score

2-15-06	Norman, Okla.	W	8-1
2-15-06	Norman, Okla.	W	9-0
3-28-07	Norman, Okla.	W	7-3
3-26-08	Norman, Okla.	W	23-1
3-29-11	Norman, Okla.	W	8-3
4-28-12	Conway, Ark.	W	8-0 (6)
4-22-14	Norman, Okla.	W	8-0 (5)
3-31-15	Norman, Okla.	W	12-6
5-15-15	Norman, Okla.	W	8-0 (5)\$

CENTRAL FLORIDA

OU Trails:	2-0		
In Norman:	2-0		
Date	Location	W/L	Score
5-27-22	Norman, Okla.	W	8-0 (5)%
5-28-22	Norman, Okla.	W	7-1%

CENTRAL MICHIGAN

OU Trails:	3-4		
In Norman:	1-3		
Neutral:	2-1		
Date	Location	W/L	Score
5-21-82	Norman, Okla.	L	1-3
3-15-83	Norman, Okla.	W	1-0 (8)
3-6-86	Albuquerque, N.M.	W	6-2
3-14-86	Norman, Okla.	L	1-5
3-14-87	Norman, Okla.	L	2-9
2-27-04	Columbus, Ga.	L	2-3
2-29-04	Columbus, Ga.	W	8-2

CENTRAL OKLAHOMA

OU Leads:	23-11		
In Norman:	14-8		
In Edmond:	8-3		
Neutral:	1-0		
Date	Location	W/L	Score
4-1-75	Edmond, Okla.	W	8-6
4-1-75	Edmond, Okla.	W	4-1
3-23-76	Norman, Okla.	L	8-13
4-9-76	Norman, Okla.	L	11-18
4-23-76	Norman, Okla.	W	6-5
3-17-77	Norman, Okla.	L	4-11
4-2-77	Edmond, Okla.	L	3-6
4-13-77	Weatherford, Okla.	W	8-5
4-29-77	Oklahoma City, Okla.	W	5-0
3-9-78	Edmond, Okla.	W	16-3
4-19-78	Norman, Okla.	W	6-4
3-8-79	Edmond, Okla.	W	9-1
3-8-79	Edmond, Okla.	W	13-0
3-27-79	Norman, Okla.	W	18-0
3-27-79	Norman, Okla.	W	6-0
5-4-79	Norman, Okla.	W	8-0
3-31-80	Norman, Okla.	L	4-5
4-7-81	Norman, Okla.	W	5-4
4-7-81	Norman, Okla.	L	2-4
4-28-81	Edmond, Okla.	W	4-1
3-30-82	Edmond, Okla.	W	5-2
3-30-82	Edmond, Okla.	L	4-5
4-26-83	Norman, Okla.	L	2-3
4-26-83	Norman, Okla.	W	7-0
3-3-87	Edmond, Okla.	L	1-2
3-3-87	Edmond, Okla.	W	9-1
4-27-88	Oklahoma City, Okla.	W	1-0
2-28-89	Norman, Okla.	W	2-0
2-28-89	Norman, Okla.	W	9-0
3-29-89	Oklahoma City, Okla.	L	2-3
3-29-89	Oklahoma City, Okla.	W	11-0
3-31-90	Norman, Okla.	W	6-1
3-28-91	Oklahoma City, Okla.	W	7-6
3-28-91	Oklahoma City, Okla.	L	0-1

CHAPMAN COLLEGE

Series tied:	1-1		
In Orange:	1-1		
Date	Location	W/L	Score
3-8-81	Orange, Calif.	W	3-1
3-8-81	Orange, Calif.	L	1-3

CHARLOTTE

OU Leads:	1-0		
Neutral:	1-0		
Date	Location	W/L	Score

2-9-19	Phoenix, Ariz.	W	13-0 (5)
--------	----------------	---	----------

CHATTANOOGA

OU Leads:	1-0		
Neutral:	1-0		
Date	Location	W/L	Score
2-13-10	Clermont, Fla.	W	1-0

COLGATE

OU Leads:	1-0		
Neutral:	1-0		
Date	Location	W/L	Score
5-18-07	Amherst, Mass.	W	5-2\$

COLORADO STATE

OU Leads:	7-4		
In Norman:	3-0		
In Fort Collins:	0-4		
Neutral:	4-0		
Date	Location	W/L	Score
3-14-80	Las Cruces, N.M.	W	8-2
3-6-86	Albuquerque, N.M.	W	8-0
3-28-92	San Jose, Calif.	W	6-3
4-25-92	Fort Collins, Colo.	L	0-4
4-25-92	Fort Collins, Colo.	L	0-5
4-26-92	Fort Collins, Colo.	L	0-1
4-26-92	Fort Collins, Colo.	L	0-2
2-20-99	Norman, Okla.	W	5-3
2-20-99	Norman, Okla.	W	5-0
3-11-00	Norman, Okla.	W	9-0
3-14-08	Sacramento, Calif.	W	13-4

CONNECTICUT

OU Leads:	3-0		
Neutral:	3-0		
Date	Location	W/L	Score
3-26-94	Sacramento, Calif.	W	4-1
2-28-97	Columbus, Ga.	W	9-0
3-2-02	Miami, Fla.	W	4-2

CREIGHTON

OU Leads:	17-11		
In Norman:	12-4		
In Omaha:	0-1		
Neutral:	5-6		
Date	Location	W/L	Score
3-12-80	Las Cruces, N.M.	L	0-4
5-5-80	Norman, Okla.	L	0-3
4-4-81	Springfield, Mo.	L	3-4
4-4-81	Springfield, Mo.	W	1-0
9-18-81	Ames, Iowa	L	2-3
4-4-82	Springfield, Mo.	L	0-7
5-8-83	Omaha, Neb.	L	0-1
3-10-88	Norman, Okla.	L	0-1
3-10-89	Norman, Okla.	L	2-4
3-12-89	Norman, Okla.	L	0-3
3-18-89	Sunnyvale, Calif.	L	0-6
3-8-91	Tampa, Fla.	L	1-4
3-28-92	San Jose, Calif.	W	2-1
2-20-94	Grand Prairie, Texas	W	7-5
2-20-98	Norman, Okla.	W	4-3 (8)
2-22-98	Norman, Okla.	W	4-0
2-19-99	Norman, Okla.	W	12-0
2-19-99	Norman, Okla.	W	4-2
2-27-00	Norman, Okla.	W	2-0
2-17-01	Norman, Okla.	W	4-0
3-3-01	Tucson, Ariz.	W	11-3
2-15-02	Norman, Okla.	W	6-1
3-9-02	Norman, Okla.	W	8-0
3-10-02	Norman, Okla.	W	8-0
2-18-05	Norman, Okla.	W	8-0
2-19-05	Norman, Okla.	W	14-2
3-1-09	Norman, Okla.	W	5-3
2-19-16	Las Cruces, N.M.	W	11-4

DARTMOUTH

OU Leads:	3-0		
In Norman:	2-0		
Neutral:	1-0		
Date	Location	W/L	Score
3-5-16	Norman, Okla.	W	9-0 (5)
3-5-16	Norman, Okla.	W	7-0

SERIES HISTORY



3-15-19 Los Angeles, Calif. W 10-0

DEPAUL

OU Leads: 12-6
In Norman: 0-2
Neutral: 12-4

Date	Location	W/L	Score
2-23-92	Lafayette, La.	L	3-5
3-9-96	Tucson, Ariz.	W	2-1
3-22-96	Fullerton, Calif.	L	4-6
3-16-00	Fullerton, Calif.	W	5-4
3-17-01	Fullerton, Calif.	L	2-3
2-28-04	Columbus, Ga.	W	5-1
2-6-05	Clearwater, Fla.	L	1-4
3-18-07	Fullerton, Calif.	W	3-2 (8)
5-26-07	Norman, Okla.	L	0-3%
5-27-07	Norman, Okla.	L	2-7%
3-13-09	Fullerton, Calif.	W	5-2
3-17-11	Fullerton, Calif.	W	4-3 (8)
3-15-12	Fullerton, Calif.	W	18-1 (5)
2-5-15	Honolulu, Hawaii	W	9-2
2-7-15	Honolulu, Hawaii	W	11-3 (6)
3-18-16	Fullerton, Calif.	W	6-1
3-18-17	Los Angeles, Calif.	W	6-0
3-16-18	Fullerton, Calif.	W	9-1 (5)

DRAKE

OU Leads: 7-0
In Norman: 6-0
Neutral: 1-0

Date	Location	W/L	Score
2-16-02	Norman, Okla.	W	15-0
3-6-05	Las Vegas, Nev.	W	10-0
3-8-08	Norman, Okla.	W	8-0
3-9-08	Norman, Okla.	W	8-0
3-8-13	Norman, Okla.	W	10-2 (6)
3-9-13	Norman, Okla.	W	13-0 (5)
3-9-19	Norman, Okla.	W	5-2

EAST CAROLINA

OU Leads: 4-0
In Norman: 2-0
Neutral: 2-0

Date	Location	W/L	Score
3-14-93	Tampa, Fla.	W	2-1
3-13-94	Tampa, Fla.	W	11-1
3-14-15	Norman, Okla.	W	11-0 (5)
3-15-15	Norman, Okla.	W	23-1 (5)

EAST CENTRAL

OU Leads: 1-0
In Ada: 1-0

Date	Location	W/L	Score
3-27-76	Ada, Okla.	W	14-3

EASTERN ILLINOIS

OU Leads: 1-0
Neutral: 1-0

Date	Location	W/L	Score
4-8-95	Springfield, Mo.	W	8-2

EASTERN MICHIGAN

OU Leads: 1-0
Neutral: 1-0

Date	Location	W/L	Score
3-10-90	Tampa, Fla.	W	9-7

EASTERN OKLAHOMA

OU Leads: 4-0
In Norman: 4-0

Date	Location	W/L	Score
3-5-91	Norman, Okla.	W	10-2
3-5-91	Norman, Okla.	W	7-0
3-20-91	Norman, Okla.	W	12-0
3-20-91	Norman, Okla.	W	13-1

EDINBUROUGH

OU Leads: 1-0
Neutral: 1-0

Date	Location	W/L	Score
3-7-93	Fort Myers, Fla.	W	13-0

EMPORIA STATE

OU Leads: 2-1
In Norman: 2-0
Neutral: 0-1

Date	Location	W/L	Score
4-2-77	Edmond, Okla.	L	1-6
4-3-79	Norman, Okla.	W	5-4
4-3-79	Norman, Okla.	W	4-0

EVANSVILLE

OU Leads: 4-0
In Norman: 4-0

Date	Location	W/L	Score
3-8-07	Norman, Okla.	W	6-2
3-9-07	Norman, Okla.	W	6-0
3-3-17	Norman, Okla.	W	13-3 (5)
3-4-17	Norman, Okla.	W	5-4

FAIRFIELD

OU Leads: 2-0
Neutral: 2-0

Date	Location	W/L	Score
3-14-91	Fort Myers, Fla.	W	12-1
3-9-92	Fort Myers, Fla.	W	7-2

FLORIDA

OU Leads: 7-1
In Gainesville: 1-0
Neutral: 6-1

Date	Location	W/L	Score
2-28-98	Columbus, Ga.	W	1-0
3-20-98	Fullerton, Calif.	W	8-0
3-19-99	Fullerton, Calif.	W	5-1
2-8-03	Gainesville, Fla.	W	2-0
2-5-05	Clearwater, Fla.	L	0-3
6-5-17	Oklahoma City, Okla.	W	7-5 (17)^
6-6-17	Oklahoma City, Okla.	W	5-4^
6-2-18	Oklahoma City, Okla.	W	2-0^

FLORIDA A&M

OU Leads: 2-0
Neutral: 2-0

Date	Location	W/L	Score
3-15-90	Tallahassee, Fla.	W	3-1
3-15-90	Tallahassee, Fla.	W	13-1

FLORIDA ATLANTIC

OU Leads: 3-2
Neutral: 3-2

Date	Location	W/L	Score
3-2-02	Miami, Fla.	L	5-6
3-2-02	Miami, Fla.	L	3-5
2-4-05	Clearwater, Fla.	W	12-0
2-13-10	Clermont, Fla.	W	9-0
2-15-19	Clearwater, Fla.	W	4-0

FLORIDA INTERNATIONAL

OU Leads: 5-0
In Miami: 2-0
Neutral: 3-0

Date	Location	W/L	Score
3-6-92	Fort Myers, Fla.	W	7-1
3-7-92	Fort Myers, Fla.	W	5-2
3-6-94	Gainesville, Fla.	W	7-1
3-1-02	Miami, Fla.	W	9-0
2-10-07	Miami, Fla.	W	9-1

FLORIDA STATE

Series Tied: 8-8
In Tallahassee: 0-1
Neutral: 8-7

Date	Location	W/L	Score
4-24-87	Stillwater, Okla.	W	1-0
4-25-87	Stillwater, Okla.	L	1-6
3-11-90	Tampa, Fla.	W	1-0 (9)
3-16-90	Tallahassee, Fla.	L	2-3
3-10-91	Tampa, Fla.	L	1-7
5-20-94	Stillwater, Okla.	W	3-15
3-1-97	Columbus, Ga.	L	1-2 (8)
3-14-02	Fullerton, Calif.	L	0-1
2-28-04	Columbus, Ga.	L	2-3
2-26-05	Columbus, Ga.	W	3-0

3-12-09	Fullerton, Calif.	W	3-1
2-23-13	Palm Springs, Calif.	W	6-0
2-15-19	Clearwater, Fla.	L	4-7
6-8-21	Oklahoma City, Okla.	L	4-8^
6-9-21	Oklahoma City, Okla.	W	6-2^
6-10-21	Oklahoma City, Okla.	W	5-1^

FORDHAM

OU Leads: 2-0
Neutral: 2-0

Date	Location	W/L	Score
5-22-10	College Park, Md.	W	1-0\$
5-23-10	College Park, Md.	W	2-0\$

FRESNO STATE

OU Trails: 8-11
In Norman: 2-1
In Fresno: 1-4
Neutral: 5-6

Date	Location	W/L	Score
3-20-86	Fullerton, Calif.	L	1-3
3-2-89	Las Cruces, N.M.	L	3-10
3-4-95	Las Cruces, N.M.	L	1-7
3-18-97	Fresno, Calif.	W	6-2
3-18-97	Fresno, Calif.	L	2-6
3-23-97	Fullerton, Calif.	W	2-0
3-19-98	Fullerton, Calif.	W	2-0
4-16-98	Norman, Okla.	W	4-2
4-16-98	Norman, Okla.	W	8-7 (10)
3-16-99	Fresno, Calif.	L	0-1
3-16-99	Fresno, Calif.	L	0-4
3-5-00	Columbus, Ga.	L	0-1
3-15-01	Fullerton, Calif.	W	8-6
4-16-02	Oklahoma City, Okla.	L	0-4
3-18-04	Fullerton, Calif.	L	1-2
2-24-06	Palm Springs, Calif.	L	2-4
3-17-06	Fullerton, Calif.	W	4-3
3-13-08	Fresno, Calif.	L	0-1
2-26-16	Palm Springs, Calif.	W	3-2

FULLERTON COLLEGE

OU Trails: 0-2
In Fullerton: 0-2

Date	Location	W/L	Score
3-7-81	Fullerton, Calif.	L	1-2
3-7-81	Fullerton, Calif.	L	0-2

GEORGE WASHINGTON

OU Leads: 1-0
Neutral: 1-0

Date	Location	W/L	Score
2-8-20	Puerta Vallarta, Mex.	W	5-2

GEORGIA

Series Tied: 4-4
Neutral: 3-3
In Athens: 1-1

Date	Location	W/L	Score
2-24-08	Palm Springs, Calif.	W	3-0
2-24-11	Palm Springs, Calif.	L	0-1
2-25-12	Palm Springs, Calif.	L	2-3
2-21-13	Palm Springs, Calif.	W	5-0
2-20-15	Palm Springs, Calif.	L	5-6
4-20-21	Athens, Ga.	L	6-7 (9)
4-20-21	Athens, Ga.	W	12-3 (5)
6-5-21	Oklahoma City, Okla.	W	8-0 (6)^

GEORGIA STATE

OU Leads: 1-0
Neutral: 1-0

Date	Location	W/L	Score
4-10-92	Oklahoma City, Okla.	W	8-0

GEORGIA TECH

OU Trails: 0-1
Neutral: 0-1

Date	Location	W/L	Score
2-17-12	Auburn, Ala.	L	0-1

GRAND CANYON

OU Leads: 6-0
In Norman: 1-0



SERIES HISTORY

In Phoenix:	4-0		
Neutral:	1-0		
Date	Location	W/L	Score
3-19-16	Fullerton, Calif.	W	7-1
2-9-18	Phoenix, Ariz.	W	8-1
2-10-18	Phoenix, Ariz.	W	10-0 (5)
2-8-19	Phoenix, Ariz.	W	7-1
3-9-19	Norman, Okla.	W	1-0
2-27-21	Phoenix, Ariz.	W	14-0 (5)

GRAND VALLEY STATE			
OU Leads:	1-0		
Neutral:	1-0		
Date	Location	W/L	Score
3-8-93	Fort Myers, Fla.	W	9-0

HARVARD			
OU Leads:	3-0		
In Norman:	1-0		
Neutral:	2-0		
Date	Location	W/L	Score
5-15-98	Amherst, Mass.	W	8-0\$
5-16-98	Amherst, Mass.	W	3-0\$
5-18-00	Norman, Okla.	W	11-0\$

HAWAII			
OU Leads:	6-3		
In Honolulu:	5-1		
Neutral:	1-2		
Date	Location	W/L	Score
3-26-93	Sunnyvale, Calif.	L	3-4
3-27-94	Sacramento, Calif.	W	4-2
2-5-09	Honolulu, Hawaii	L	5-8
2-7-09	Honolulu, Hawaii	W	14-0
2-24-11	Cathedral City, Calif.	L	1-4
2-6-15	Honolulu, Hawaii	W	7-0
2-7-15	Honolulu, Hawaii	W	8-0 (5)
3-11-22	Honolulu, Hawaii	W	11-0 (6)
3-12-22	Honolulu, Hawaii	W	9-0 (5)

HOFSTRA			
Series Tied:	1-1		
Neutral:	1-1		
Date	Location	W/L	Score
3-1-96	Columbus, Ga.	L	0-1
2-16-19	Clearwater, Fla.	W	17-3 (5)

HOUSTON			
OU Leads:	13-1		
In Norman:	2-0		
In Houston:	9-1		
Neutral:	1-0		
Date	Location	W/L	Score
3-5-04	Houston, Texas	W	5-2
3-6-04	Houston, Texas	W	2-1
3-6-04	Houston, Texas	L	1-2
2-12-05	Houston, Texas	W	7-0
2-14-09	Houston, Texas	W	5-3
3-1-13	Norman, Okla.	W	6-0
3-3-13	Norman, Okla.	W	4-1
2-18-17	Houston, Texas	W	7-5 (8)
2-18-17	Houston, Texas	W	2-1 (8)
2-21-21	Houston, Texas	W	12-4 (6)
2-21-21	Houston, Texas	W	5-3
3-12-21	Oklahoma City, Okla.	W	9-1 (5)
2-18-22	Houston, Texas	W	8-0 (6)
2-19-22	Houston, Texas	W	13-0 (5)

ILLINOIS			
OU Leads:	5-1-1		
Neutral:	5-1-1		
Date	Location	W/L	Score
3-13-93	Tampa, Fla.	L	0-4
2-6-04	Baton Rouge, La.	W	7-0
2-8-04	Baton Rouge, La.	T	2-2
3-18-04	Fullerton, Calif.	W	5-2
2-10-07	Miami, Fla.	W	3-0
2-16-08	Las Vegas, Nev.	W	3-1
3-16-19	Los Angeles, Calif.	W	11-1 (6)

ILLINOIS-CHICAGO			
OU Leads:	8-1		

In Norman:	3-0		
Neutral:	5-1		
Date	Location	W/L	Score
2-16-97	Oklahoma City, Okla.	W	5-2
2-15-98	Grand Prairie, Texas	W	3-0
2-14-99	Grand Prairie, Texas	L	3-7
2-7-03	Gainesville, Fla.	W	5-1
3-4-05	Las Vegas, Nev.	W	17-10 (8)
3-5-11	Oklahoma City, Okla.	W	5-3
3-6-11	Norman, Okla.	W	9-1 (6)
3-11-17	Norman, Okla.	W	16-1 (5)
3-12-17	Norman, Okla.	W	8-0 (6)

ILLINOIS STATE			
OU Leads:	16-1		
In Norman:	6-1		
Neutral:	9-0		
Date	Location	W/L	Score
4-7-79	Springfield, Mo.	W	2-0
4-5-80	Springfield, Mo.	W	3-0
3-20-81	Norman, Okla.	W	2-1
4-3-82	Springfield, Mo.	W	2-1
3-13-86	Norman, Okla.	W	5-3
3-12-88	Norman, Okla.	L	2-5
4-14-89	Oklahoma City, Okla.	W	1-0
3-10-91	Tampa, Fla.	W	2-1
3-2-97	Columbus, Ga.	W	1-0
3-13-98	Norman, Okla.	W	2-1 (8)
3-14-98	Norman, Okla.	W	3-0
2-9-07	Miami, Fla.	W	3-1
2-11-07	Miami, Fla.	W	4-2
2-14-14	Tempe, Ariz.	W	11-6
2-14-15	Tempe, Ariz.	W	7-2
3-9-18	Norman, Okla.	W	9-0 (5)
3-11-18	Norman, Okla.	W	8-0 (6)

INCARNATE WORD			
OU Leads:	1-0		
Neutral:	1-0		
Date	Location	W/L	Score
2-17-17	Houston, Texas	W	14-0 (5)

INDIANA			
OU Leads:	11-2-1		
In Norman:	8-2-1		
Neutral:	3-0-0		
Date	Location	W/L	Score
3-26-79	Norman, Okla.	L	1-2
3-14-83	Norman, Okla.	W	1-0
5-8-83	Omaha, Neb.	W	2-0
3-15-84	Norman, Okla.	L	0-1 (8)
3-12-85	Norman, Okla.	W	3-0
3-15-05	Long Beach, Calif.	W	7-4
2-17-06	Norman, Okla.	W	10-8
2-17-06	Norman, Okla.	T	11-11
3-12-11	Norman, Okla.	W	9-0 (5)
3-9-12	Norman, Okla.	W	14-0 (5)
3-11-12	Norman, Okla.	W	4-1
3-11-12	Norman, Okla.	W	12-1 (5)
3-9-18	Norman, Okla.	W	9-3
3-18-22	Oklahoma City, Okla.	W	15-1 (5)

INDIANA STATE			
OU Leads:	1-0		
Neutral:	1-0		
Date	Location	W/L	Score
3-2-01	Tucson, Ariz.	W	10-1

IONA			
OU Leads:	1-0		
In Norman:	1-0		
Date	Location	W/L	Score
5-20-11	Norman, Okla.	W	7-1\$

IOWA			
OU Leads:	13-4		
In Norman:	7-1		
In Iowa City:	0-2		
Neutral:	6-1		
Date	Location	W/L	Score
3-31-79	Denton, Texas	W	3-0
3-23-81	Norman, Okla.	W	4-3

9-19-81	Ames, Iowa	W	6-2
9-25-81	Lincoln, Neb.	W	6-3
3-22-83	Norman, Okla.	L	1-2
3-14-84	Norman, Okla.	W	6-0
3-12-87	Norman, Okla.	W	10-7 (11)
3-26-92	San Jose, Calif.	L	0-7
3-25-94	Sacramento, Calif.	W	2-1
5-18-96	Iowa City, Iowa	L	0-1\$
5-19-96	Iowa City, Iowa	L	2-7\$
3-3-12	Oklahoma City, Okla.	W	6-3
3-4-12	Norman, Okla.	W	4-2
3-14-15	Norman, Okla.	W	23-3 (5)
3-15-15	Norman, Okla.	W	8-2
3-16-15	Norman, Okla.	W	9-0 (5)
3-20-22	Oklahoma City, Okla.	W	20-0 (5)

IOWA STATE			
OU Leads:	91-28		
In Norman:	34-12		
In Ames:	40-8		
Neutral:	17-8		
Date	Location	W/L	Score
4-15-78	Norman, Okla.	L	1-2
4-15-78	Norman, Okla.	L	3-9
4-18-80	Columbia, Mo.	W	6-3
4-4-81	Springfield, Mo.	W	1-0
4-24-81	Stillwater, Okla.	L	0-1
9-19-81	Ames, Iowa	W	5-1
9-27-81	Lincoln, Neb.	L	0-3
4-2-82	Springfield, Mo.	W	11-10
3-21-83	Norman, Okla.	W	6-0
3-21-83	Norman, Okla.	L	0-2
4-29-83	Norman, Okla.	W	4-0
5-7-83	Omaha, Neb.	W	3-0
4-14-84	Ames, Iowa	W	4-3
4-15-84	Ames, Iowa	W	4-3
5-4-84	Bartlesville, Okla.	L	0-2
4-20-85	Ames, Iowa	L	0-3
4-21-85	Ames, Iowa	W	2-1
4-12-86	Ames, Iowa	W	1-0
4-13-86	Ames, Iowa	L	0-7
5-2-86	St. Joseph, Mo.	L	0-1
4-4-87	Stillwater, Okla.	W	2-1
4-5-87	Stillwater, Okla.	L	0-1
5-1-87	St. Joseph, Mo.	W	4-2
4-9-88	Norman, Okla.	L	2-6
4-10-88	Norman, Okla.	L	0-1
5-6-88	Oklahoma City, Okla.	L	1-2
4-15-89	Oklahoma City, Okla.	L	1-14
4-29-89	Ames, Iowa	L	1-4
4-30-89	Ames, Iowa	L	0-2
5-5-89	Oklahoma City, Okla.	L	0-1
3-10-90	Tampa, Fla.	W	5-4
4-7-90	Stillwater, Okla.	W	3-1
4-8-90	Stillwater, Okla.	W	4-2
5-5-90	Oklahoma City, Okla.	W	4-0
4-6-91	Norman, Okla.	L	1-4
4-7-91	Norman, Okla.	L	5-10
5-4-91	Oklahoma City, Okla.	W	2-0
4-10-92	Oklahoma City, Okla.	L	3-8
4-18-92	Lawrence, Kan.	W	5-4
5-1-92	Oklahoma City, Okla.	L	1-2
4-10-93	Ames, Iowa	W	8-4
4-10-93	Ames, Iowa	L	1-3
4-11-93	Ames, Iowa	W	5-2
4-11-93	Ames, Iowa	L	0-4
4-16-94	Norman, Okla.	W	5-0
4-16-94	Norman, Okla.	W	5-4
4-17-94	Norman, Okla.	L	0-1
4-17-94	Norman, Okla.	W	14-1
2-18-95	Grand Prairie, Texas	W	4-0
4-1-95	Ames, Iowa	W	3-2
4-1-95	Ames, Iowa	W	5-0
4-2-95	Ames, Iowa	W	5-2
4-2-95	Ames, Iowa	W	2-1
3-30-96	Norman, Okla.	W	5-2*
3-30-96	Norman, Okla.	W	2-0*
3-31-96	Norman, Okla.	L	0-1*
4-27-97	Ames, Iowa	W	2-0*
4-27-97	Ames, Iowa	W	5-4*
4-26-98	Norman, Okla.	W	5-2*
4-11-99	Ames, Iowa	W	3-2*

SERIES HISTORY



4-11-99	Ames, Iowa	W	5-0*
4-2-00	Norman, Okla.	W	9-0*
4-2-00	Norman, Okla.	W	8-2*
4-1-01	Ames, Iowa	W	11-2*
4-1-01	Ames, Iowa	W	13-3*
4-6-02	Ames, Iowa	W	10-6*
4-6-02	Ames, Iowa	W	11-1*
5-3-02	Oklahoma City, Okla.	W	5-11
4-5-03	Norman, Okla.	L	1-2*
4-6-03	Norman, Okla.	W	10-1*
4-30-04	Ames, Iowa	W	6-1*
5-1-04	Ames, Iowa	L	1-2*
3-25-05	Norman, Okla.	W	7-3*
3-25-05	Norman, Okla.	W	2-0*
4-22-06	Ames, Iowa	L	2-5*
4-23-06	Ames, Iowa	W	8-6*
4-6-07	Norman, Okla.	W	8-0*
4-6-07	Norman, Okla.	W	3-2 (10)*
4-19-08	Ames, Iowa	W	5-3*
4-20-08	Ames, Iowa	W	9-1*
3-21-09	Norman, Okla.	W	10-7*
3-22-09	Norman, Okla.	W	10-0*
5-9-09	Oklahoma City, Okla.	W	3-0!
4-3-10	Ames, Iowa	W	2-0*
4-3-10	Ames, Iowa	W	3-2*
5-7-11	Norman, Okla.	W	13-0 (5)*
5-8-11	Norman, Okla.	W	4-1*
5-11-12	Ames, Iowa	W	10-0*
5-12-12	Ames, Iowa	W	12-1 (5)*
5-13-12	Ames, Iowa	W	5-1*
4-26-13	Norman, Okla.	W	24-1 (5)*
4-27-13	Norman, Okla.	W	8-0 (5)*
4-28-13	Norman, Okla.	W	12-0 (5)*
3-28-14	Ames, Iowa	W	10-0 (5)*
3-29-14	Ames, Iowa	W	14-2 (5)*
3-30-14	Ames, Iowa	W	11-0 (5)*
4-3-15	Norman, Okla.	W	4-2*
4-4-15	Norman, Okla.	W	8-2*
4-4-15	Norman, Okla.	W	16-1 (5)*
4-29-16	Ames, Iowa	W	4-2*
4-29-16	Ames, Iowa	W	8-1*
5-1-16	Ames, Iowa	W	12-1*
3-31-17	Norman, Okla.	W	7-1*
3-31-17	Norman, Okla.	W	20-0 (5)*
4-1-17	Norman, Okla.	W	13-4 (6)*
4-8-18	Norman, Okla.	W	8-1*
4-8-18	Norman, Okla.	W	9-5*
4-9-18	Norman, Okla.	W	9-1*
5-11-18	Oklahoma City, Okla.	W	9-6!
4-26-19	Ames, Iowa	W	8-3*
4-27-19	Ames, Iowa	W	9-2*
4-28-19	Ames, Iowa	W	14-0 (5)*
3-26-21	Ames, Iowa	W	9-7*
3-27-21	Ames, Iowa	W	10-2 (6)*
3-28-21	Ames, Iowa	W	14-0 (5)*
3-22-22	Norman, Okla.	W	6-4*
3-22-22	Norman, Okla.	W	9-0 (5)*
3-23-22	Norman, Okla.	W	9-0 (5)*
5-13-22	Oklahoma City, Okla.	W	5-0!

IPFW			
OU Leads:	2-0		
Neutral:	2-0		
Date	Location	W/L	Score
2-28-15	Houston, Texas	W	5-0
2-28-15	Houston, Texas	W	9-0 (5)

JAMES MADISON			
OU Leads:	2-1		
Neutral:	2-1		
Date	Location	W/L	Score
6-3-21	Oklahoma City, Okla.	L	3-4 (8)*
6-6-21	Oklahoma City, Okla.	W	6-3*
6-7-21	Oklahoma City, Okla.	W	7-1*

KANSAS			
OU Leads:	75-44		
In Norman:	39-14		
In Lawrence:	26-12		
Neutral:	10-18		
Date	Location	W/L	Score
4-15-78	Norman, Okla.	W	5-2

3-14-80	Las Cruces, N.M.	L	1-5
3-22-80	Norman, Okla.	L	0-1
4-4-81	Springfield, Mo.	L	1-4
4-11-81	College Station, Texas	L	0-2
4-23-81	Stillwater, Okla.	L	0-1
3-27-82	Lawrence, Kan.	L	0-7
4-4-82	Springfield, Mo.	L	0-1
4-24-82	Norman, Okla.	W	3-0
3-25-83	Bartlesville, Okla.	L	1-2
4-28-83	Norman, Okla.	W	4-0
5-4-84	Bartlesville, Okla.	W	2-1
4-13-85	Norman, Okla.	L	2-3 (9)
4-14-85	Norman, Okla.	W	4-2 (8)
3-8-86	Albuquerque, N.M.	L	0-8
3-16-86	Norman, Okla.	L	0-1
4-12-86	Ames, Iowa	W	1-0
4-13-86	Ames, Iowa	L	6-8
4-18-87	Lawrence, Kan.	W	4-2
4-19-87	Lawrence, Kan.	L	0-2
5-2-87	St. Joseph, Mo.	L	2-5
4-23-88	Columbia, Mo.	L	0-1 (9)
4-24-88	Columbia, Mo.	W	1-0
5-6-88	Oklahoma City, Okla.	L	1-2
3-10-89	Norman, Okla.	L	1-2
4-8-89	Norman, Okla.	L	3-4
4-9-89	Norman, Okla.	L	0-1
4-21-90	Columbia, Mo.	L	1-3
4-22-90	Columbia, Mo.	L	0-7
5-5-90	Oklahoma City, Okla.	L	2-5
4-12-91	Lawrence, Kan.	L	0-7
4-13-91	Lawrence, Kan.	L	0-3
5-3-91	Oklahoma City, Okla.	L	0-2
5-4-91	Oklahoma City, Okla.	W	3-0
4-11-92	Oklahoma City, Okla.	L	3-4
4-3-93	Norman, Okla.	L	1-9
4-3-93	Norman, Okla.	L	1-6
4-5-93	Oklahoma City, Okla.	L	0-4
4-5-93	Oklahoma City, Okla.	L	1-5
2-19-94	Grand Prairie, Texas	W	5-4
4-9-94	Lawrence, Kan.	W	6-4
4-10-94	Lawrence, Kan.	L	2-7
4-15-95	Norman, Okla.	W	6-1
4-15-95	Norman, Okla.	W	5-2
4-16-95	Norman, Okla.	W	6-2
4-16-95	Norman, Okla.	L	2-3
3-15-96	Stillwater, Okla.	W	5-1
4-27-96	Lawrence, Kan.	L	0-1 (10)*
4-27-96	Lawrence, Kan.	W	1-0*
4-28-96	Lawrence, Kan.	W	2-1*
2-16-97	Oklahoma City, Okla.	L	1-3*
3-8-97	Oklahoma City, Okla.	W	8-0*
4-13-97	Norman, Okla.	W	2-0*
4-13-97	Norman, Okla.	W	2-0*
5-3-97	Oklahoma City, Okla.	L	1-4!
4-12-98	Lawrence, Kan.	W	1-0*
4-12-98	Lawrence, Kan.	W	1-0 (9)*
3-28-99	Norman, Okla.	W	4-2*
3-28-99	Norman, Okla.	W	5-3*
2-26-00	Norman, Okla.	W	3-0*
4-29-00	Norman, Okla.	W	11-3*
4-30-00	Norman, Okla.	W	6-2*
4-28-01	Lawrence, Okla.	W	2-1*
4-29-01	Lawrence, Okla.	W	6-2*
4-20-02	Norman, Okla.	W	6-3*
4-21-02	Norman, Okla.	W	2-0*
5-2-02	Oklahoma City, Okla.	L	1-3!
5-4-02	Oklahoma City, Okla.	W	10-0!
3-22-03	Lawrence, Kan.	W	3-1*
3-23-03	Lawrence, Kan.	W	10-0*
4-24-04	Norman, Okla.	W	10-1*
4-25-04	Norman, Okla.	W	2-1*
5-14-04	Oklahoma City, Okla.	W	1-0!
4-23-05	Lawrence, Kan.	L	4-5*
4-24-05	Lawrence, Kan.	L	1-4*
5-12-05	Oklahoma City, Okla.	W	5-0!
4-30-06	Norman, Okla.	W	2-0*
4-30-06	Norman, Okla.	W	4-1*
5-13-06	Oklahoma City, Okla.	L	2-4!
4-28-07	Lawrence, Kan.	W	13-4*
4-29-07	Lawrence, Kan.	L	0-2*
5-11-07	Oklahoma City, Okla.	W	5-0!
3-21-08	Norman, Okla.	W	3-2*

3-22-08	Norman, Okla.	W	8-0*
4-10-09	Lawrence, Kan.	W	8-0*
4-11-09	Lawrence, Kan.	L	2-4*
5-1-10	Norman, Okla.	W	2-0*
5-2-10	Norman, Okla.	W	7-0*
4-6-11	Lawrence, Kan.	W	12-6*
4-6-11	Lawrence, Kan.	W	13-5*
3-30-12	Norman, Okla.	W	8-0 (5)*
3-31-12	Norman, Okla.	W	8-0 (6)*
4-1-12	Norman, Okla.	W	6-2*
5-5-13	Lawrence, Kan.	W	4-2*
5-5-13	Lawrence, Kan.	L	0-2*
4-4-14	Norman, Okla.	W	9-0 (5)*
4-5-14	Norman, Okla.	W	8-3*
4-6-14	Norman, Okla.	W	8-0 (5)*
4-24-15	Lawrence, Kan.	L	2-4 (8)*
4-25-15	Lawrence, Kan.	W	13-0 (5)*
4-26-15	Lawrence, Kan.	W	7-4*
4-1-16	Norman, Okla.	W	5-2*
4-2-16	Norman, Okla.	L	2-5*
4-3-16	Norman, Okla.	W	4-0*
4-13-17	Lawrence, Kan.	W	4-1*
4-14-17	Lawrence, Kan.	W	16-7 (5)*
4-15-17	Lawrence, Kan.	W	6-2*
4-13-18	Norman, Okla.	W	5-0*
4-14-18	Norman, Okla.	W	15-4 (5)*
4-15-18	Norman, Okla.	W	10-1 (5)*
4-12-19	Lawrence, Kan.	W	10-0 (6)*
4-13-19	Lawrence, Kan.	W	5-0*
4-14-19	Lawrence, Kan.	W	8-0 (6)*
4-1-21	Norman, Okla.	W	14-0 (5)*
4-2-21	Norman, Okla.	W	6-2*
4-3-21	Norman, Okla.	W	10-1 (5)*
4-29-22	Lawrence, Kan.	W	7-0*
4-30-22	Lawrence, Kan.	W	19-0 (5)*
5-1-22	Lawrence, Kan.	W	9-1*

KANSAS STATE			
OU Leads:	15-4		
In Norman:	7-1		
In Manhattan:	2-0		
Neutral:	6-3		
Date	Location	W/L	Score
4-9-77	Springfield, Mo.	L	4-6
3-25-78	Norman, Okla.	W	12-1
4-7-78	Springfield, Mo.	W	6-0
4-1-79	Denton, Texas	L	1-2
4-13-79	Fort Dodge, Kan.	W	3-1
3-28-80	Denton, Texas	W	5-4
3-18-82	Norman, Okla.	W	2-1
3-26-82	Lawrence, Kan.	L	2-5
4-24-82	Norman, Okla.	W	3-1
4-28-83	Norman, Okla.	W	5-3
4-14-84	Ames, Iowa	W	5-0
4-15-84	Ames, Iowa	W	7-0
4-13-85	Norman, Okla.	L	2-3 (8)
4-14-85	Norman, Okla.	W	8-0
5-3-85	Norman, Okla.	W	5-2
3-13-86	Norman, Okla.	W	1-0 (10)
4-5-86	Manhattan, Kan.	W	2-0
4-6-86	Manhattan, Kan.	W	5-3
5-2-86	St. Joseph, Mo.	W	3-2

KEARNEY STATE			
OU Leads:	4-0		
In Norman:	1-0		
Neutral:	3-0		
Date	Location	W/L	Score
3-18-80	Norman, Okla.	W	4-0
3-9-84	Albuquerque, N.M.	W	7-0
4-13-91	Lawrence, Kan.	W	3-1
4-14-91	Lawrence, Kan.	W	6-0

KEENE STATE			
OU Leads:	1-0		
Neutral:	1-0		
Date	Location	W/L	Score
3-6-93	Fort Myers, Fla.	W	3-0

KENT STATE			
OU Leads:	7-0		
In Norman:	2-0		



SERIES HISTORY

Neutral: 5-0

Date	Location	W/L	Score
3-30-94	Norman, Okla.	W	6-3
3-30-94	Norman, Okla.	W	8-1
4-2-94	Sand Springs, Okla.	W	8-1
5-19-06	Ann Arbor, Mich.	W	1-0\$
5-20-06	Ann Arbor, Mich.	W	9-1\$
2-11-12	Las Vegas, Nev.	W	6-0
2-12-12	Las Vegas, Nev.	W	11-1

KENTUCKY
OU Leads: 8-1
In Lexington: 1-0
Neutral: 7-1

Date	Location	W/L	Score
2-11-00	Grand Prairie, Texas	W	5-0
2-20-00	Tucson, Ariz.	W	13-4
2-9-01	Grand Prairie, Texas	W	10-1
2-10-06	Las Vegas, Nev.	W	4-3
2-16-13	San Diego, Calif.	W	11-0 (5)
2-7-14	Fullerton, Calif.	L	4-5 (10)
2-21-15	Palm Springs, Calif.	W	7-3
2-14-19	Clearwater, Fla.	W	9-1 (6)
3-22-22	Lexington, Ky.	W	9-1 (6)

LADY OF THE LAKE
OU Leads: 1-0
Neutral: 1-0

Date	Location	W/L	Score
9-12-80	San Antonio, Texas	W	18-0

LAMAR
OU Leads: 1-0
Neutral: 1-0

Date	Location	W/L	Score
2-13-16	Las Vegas, Nev.	W	12-2 (5)

LEHIGH
OU Leads: 3-0
In Norman: 2-0
Neutral: 1-0

Date	Location	W/L	Score
5-17-01	Norman, Okla.	W	9-2\$
2-25-05	Columbus, Ga.	W	5-0
5-18-12	Norman, Okla.	W	19-3 (5)\$

LIBERTY
OU Leads: 3-0
In Norman: 1-0
Neutral: 2-0

Date	Location	W/L	Score
3-7-14	Norman, Okla.	W	18-3 (5)
3-14-21	Oklahoma City, Okla.	W	5-4 (5)
3-14-21	Oklahoma City, Okla.	W	16-0 (5)

LIPSCOMB
OU Leads: 3-0
In Norman: 3-0

Date	Location	W/L	Score
2-18-05	Norman, Okla.	W	11-1
2-20-05	Norman, Okla.	W	8-0
4-24-16	Knoxville, Tenn.	W	2-0

LONG BEACH STATE
OU Leads: 14-2
In Norman: 1-0
In Long Beach: 5-0
Neutral: 8-2

Date	Location	W/L	Score
3-31-83	Long Beach, Calif.	W	5-4
3-31-83	Long Beach, Calif.	W	6-0
3-26-94	Sacramento, Calif.	W	2-1
3-26-95	Sacramento, Calif.	W	12-2
5-20-99	Baton Rouge, La.	W	3-1\$
3-14-00	Long Beach, Calif.	W	3-1
3-14-00	Long Beach, Calif.	W	5-2
2-15-03	Norman, Okla.	W	4-3
2-12-06	Las Vegas, Nev.	W	2-1
2-21-10	Henderson, Nev.	W	1-0
2-25-11	Cathedral City, Calif.	L	1-2
2-14-16	Las Vegas, Nev.	W	7-0
3-14-17	Long Beach, Calif.	W	14-0

2-7-19	Puerta Vallarta, Mex.	W	10-3
2-15-19	Tucson, Ariz.	L	4-5
2-25-22	Cathedral City, Calif.	W	11-3 (5)

LOUISIANA (LAFAYETTE)
OU Trails: 14-15
In Norman: 6-0
In Lafayette: 3-9
Neutral: 5-6

Date	Location	W/L	Score
3-16-90	Tallahassee, Fla.	L	0-2
3-31-90	Lafayette, La.	L	0-2
3-31-90	Lafayette, La.	L	0-2
3-22-91	Lafayette, La.	L	2-7
3-23-91	Lafayette, La.	W	3-2
2-23-92	Lafayette, La.	L	0-3
2-24-95	College Station, Texas	L	1-2
2-26-95	College Station, Texas	L	1-9
2-23-96	Lafayette, La.	W	4-2
2-23-96	Lafayette, La.	L	4-5 (12)
3-23-96	Fullerton, Calif.	L	0-4
2-20-97	Lafayette, La.	L	1-2
2-20-97	Lafayette, La.	L	2-3
2-28-99	Columbus, Ga.	L	0-4
3-10-01	Norman, Okla.	W	7-5 (8)
2-16-02	Norman, Okla.	W	5-3
3-14-03	Fullerton, Calif.	W	1-0
5-23-04	Tucson, Ariz.	L	4-12\$
5-23-04	Tucson, Ariz.	W	15-0\$
3-17-05	Fullerton, Calif.	W	7-3
5-21-05	Norman, Okla.	W	6-3\$
3-14-09	Fullerton, Calif.	W	8-5
3-14-14	Lafayette, La.	W	13-5
3-15-14	Lafayette, La.	L	0-7
3-15-14	Lafayette, La.	L	1-3
5-31-14	Oklahoma City, Okla.	W	3-1*
5-26-16	Norman, Okla.	W	8-2%
5-27-16	Norman, Okla.	W	7-6%
3-1-19	Norman, Okla.	W	9-1 (5)

LOUISIANA-MONROE
OU Leads: 15-2
In Norman: 4-0
In Monroe: 2-1
Neutral: 9-1

Date	Location	W/L	Score
3-14-86	Norman, Okla.	W	1-0 (8)
3-6-88	Las Cruces, N.M.	W	2-1
3-2-89	Las Cruces, N.M.	W	2-1
4-1-94	Sand Springs, Okla.	W	3-1
4-2-94	Sand Springs, Okla.	L	0-1
3-3-95	Las Cruces, N.M.	W	1-0
2-24-96	Monroe, La.	W	3-2
2-25-96	Monroe, La.	W	3-2 (10)
2-22-97	Monroe, La.	L	0-1
2-12-99	Grand Prairie, Texas	W	8-0
2-11-00	Grand Prairie, Texas	W	2-0
3-18-00	Fullerton, Calif.	W	8-0
3-10-01	Norman, Okla.	W	3-2
3-12-01	Norman, Okla.	W	5-2
2-9-02	Grand Prairie, Texas	W	8-2
2-19-11	Las Cruces, N.M.	W	14-4 (5)
3-6-21	Norman, Okla.	W	9-0 (5)

LOUISIANA TECH
OU Leads: 9-4
In Norman: 3-1
In Ruston: 1-1
Neutral: 5-2

Date	Location	W/L	Score
4-15-81	Norman, Okla.	W	5-4
4-15-81	Norman, Okla.	W	9-2
4-2-82	Springfield, Mo.	W	3-2
4-15-83	Ruston, La.	L	1-2
3-19-87	Houston, Texas	L	2-5
4-14-89	Oklahoma City, Okla.	L	0-9
2-17-96	Grand Prairie, Texas	W	2-0
2-21-97	Monroe, La.	W	1-0
3-1-97	Columbus, Ga.	L	1-2
2-9-01	Grand Prairie, Texas	W	3-1
3-4-14	Norman, Okla.	W	11-3 (6)
3-25-17	Oklahoma City, Okla.	W	5-1

4-10-21	Ruston, La.	W	10-0 (5)
---------	-------------	---	----------

LOUISVILLE
OU Leads: 6-3
In Norman: 3-2
Neutral: 3-1

Date	Location	W/L	Score
2-20-04	Norman, Okla.	L	1-3 (8)
2-20-04	Norman, Okla.	W	8-0
2-5-05	Clearwater, Fla.	L	1-2
2-9-07	Miami, Fla.	W	9-5
3-6-10	Oklahoma City, Okla.	W	10-2
3-7-10	Norman, Okla.	W	7-0
3-23-13	Norman, Okla.	L	1-5
3-23-13	Norman, Okla.	W	9-1 (5)
2-23-17	Palm Springs, Calif.	W	2-1

LOYOLA MARYMOUNT
OU Leads: 7-0
In Los Angeles: 3-0
Neutral: 4-0

Date	Location	W/L	Score
3-18-02	Los Angeles, Calif.	W	7-2
2-23-07	Palm Springs, Calif.	W	10-0
2-8-14	Fullerton, Calif.	W	11-1 (5)
2-21-15	Palm Springs, Calif.	W	9-0 (5)
3-16-17	Los Angeles, Calif.	W	6-4
3-14-19	Los Angeles, Calif.	W	14-0 (5)
2-11-22	Irvine, Calif.	W	5-0

LSU
OU Leads: 10-8
In Norman: 4-3
In Baton Rouge: 1-3
Neutral: 5-2

Date	Location	W/L	Score
3-21-80	Norman, Okla.	W	5-1
4-30-80	College Station, Texas	W	7-0
2-27-99	Columbus, Ga.	W	5-2
5-22-99	Baton Rouge, La.	L	3-7\$
3-10-00	Norman, Okla.	L	0-3
5-26-01	Oklahoma City, Okla.	L	1-2 (13)*
2-23-03	Columbus, Ga.	L	4-7 (9)
2-7-04	Baton Rouge, La.	W	6-4
3-4-06	Norman, Okla.	L	5-6
3-5-06	Norman, Okla.	L	5-6 (8)
2-6-09	Honolulu, Hawaii	W	8-0
3-2-12	Norman, Okla.	W	7-0
3-3-12	Oklahoma City, Okla.	W	5-0
3-22-14	Norman, Okla.	W	2-1
3-23-14	Norman, Okla.	W	3-2
3-20-15	Baton Rouge, La.	L	0-1
3-21-15	Baton Rouge, La.	L	2-10 (6)
6-5-16	Oklahoma City, Okla.	W	7-3*

MADONNA
OU Leads: 2-0
Neutral: 2-0

Date	Location	W/L	Score
3-5-93	Fort Myers, Fla.	W	11-2
3-6-94	Gainesville, Fla.	W	7-0

MAINE
OU Leads: 2-0
Neutral: 2-0

Date	Location	W/L	Score
3-10-90	Tampa, Fla.	W	7-0 (f)
3-8-91	Fort Myers, Fla.	W	2-0

MANHATTAN COLLEGE
OU Leads: 1-0
Neutral: 1-0

Date	Location	W/L	Score
3-7-92	Fort Myers, Fla.	W	3-1

MARIST
OU Leads: 1-0
In Norman: 1-0

Date	Location	W/L	Score
5-17-13	Norman, Okla.	W	17-0 (5)\$

MARYLAND

SERIES HISTORY



OU Leads:	2-0		
In Norman:	2-0		
Date	Location	W/L	Score
3-12-16	Norman, Okla.	W	11-2 (5)
3-13-16	Norman, Okla.	W	11-0 (6)

MASSACHUSETTS

OU Leads:	6-3		
In Amherst:	0-2		
Neutral:	6-1		
Date	Location	W/L	Score
3-18-89	San Jose, Calif.	L	2-3
5-16-98	Amherst, Mass.	L	0-1\$
5-17-98	Amherst, Mass.	L	1-3\$
2-27-99	Columbus, Ga.	W	2-0
3-3-00	Columbus, Ga.	W	9-2
2-27-04	Columbus, Ga.	W	9-0
5-19-07	Amherst, Mass.	W	2-0\$
5-20-07	Amherst, Mass.	W	6-3\$
2-22-09	Cathedral City, Calif.	W	5-3

MCNEESE STATE

OU Leads:	14-2		
In Norman:	6-1		
Neutral:	8-1		
Date	Location	W/L	Score
5-4-79	Norman, Okla.	W	10-0
3-12-95	Tucson, Ariz.	W	8-0
3-12-95	Tucson, Ariz.	W	4-2
2-25-96	Monroe, La.	W	2-1
2-23-97	Monroe, La.	W	4-0
3-15-97	Houston, Texas	L	1-4
3-15-97	Houston, Texas	W	6-0
2-22-98	Norman, Okla.	W	6-1
3-13-04	Norman, Okla.	L	4-5
3-13-04	Norman, Okla.	W	6-2
3-8-08	Norman, Okla.	W	9-1
3-9-08	Norman, Okla.	W	9-0
3-22-15	Baton Rouge, La.	W	3-0
3-5-19	Norman, Okla.	W	6-1
2-18-22	Houston, Texas	W	15-1 (5)
2-19-22	Houston, Texas	W	11-0 (5)

MEMPHIS

OU Leads:	2-0		
In Norman:	2-0		
Date	Location	W/L	Score
3-1-08	Norman, Okla.	W	17-0
3-2-08	Norman, Okla.	W	10-0

MERCER

OU Leads:	1-0		
In Norman:	1-0		
Date	Location	W/L	Score
3-6-20	Norman, Okla.	W	10-5

MESA CC

OU Leads:	1-0		
Neutral:	1-0		
Date	Location	W/L	Score
3-8-84	Albuquerque, N.M.	W	4-1

METRO STATE

OU Leads:	1-0		
Neutral:	1-0		
Date	Location	W/L	Score
3-7-85	Las Cruces, N.M.	W	1-0

MIAMI [Ohio]

OU Trails:	0-1		
Neutral:	0-1		
Date	Location	W/L	Score
3-11-92	Tampa, Fla.	L	2-3

MICHIGAN

OU Trails:	8-13		
In Ann Arbor:	0-2		
Neutral:	8-11		
Date	Location	W/L	Score
3-22-86	Fullerton, Calif.	L	1-2
3-25-88	Sunnyvale, Calif.	W	2-1 (11)
3-4-89	Las Cruces, N.M.	L	0-3

3-17-89	San Jose, Calif.	L	0-5
3-9-90	Tampa, Fla.	L	0-12
3-11-90	Tampa, Fla.	L	0-1 (9)
3-29-92	San Jose, Calif.	L	0-1
3-14-93	Tampa, Fla.	L	0-4
3-11-94	Tampa, Fla.	W	2-1
3-7-96	Tucson, Ariz.	W	5-0
3-8-96	Tucson, Ariz.	L	0-6
3-1-98	Columbus, Ga.	L	3-7
5-24-01	Oklahoma City, Okla.	W	2-0^
2-23-02	Columbus, Ga.	L	0-1
2-29-04	Columbus, Ga.	W	4-0
5-20-06	Ann Arbor, Mich.	L	0-1 (9)\$
5-21-06	Ann Arbor, Mich.	L	2-5 (8)\$
3-15-12	Fullerton, Calif.	W	2-0
5-30-13	Oklahoma City, Okla.	W	7-1^
2-26-16	Palm Springs, Calif.	L	9-16
6-4-16	Oklahoma City, Okla.	W	7-5^

MICHIGAN STATE

OU Leads:	4-3		
In Norman:	1-2		
Neutral:	3-1		
Date	Location	W/L	Score
3-21-80	Norman, Okla.	W	2-0
3-24-81	Norman, Okla.	L	2-6
3-28-81	Denton, Texas	L	0-2
5-22-81	Norman, Okla.	L	1-8
2-26-99	Columbus, Ga.	W	7-1
2-25-05	Columbus, Ga.	W	8-0 (5)
2-16-14	Tempe, Ariz.	W	7-6

MIDWESTERN STATE

Series tied:	1-1		
In Wichita Falls:	1-1		
Date	Location	W/L	Score
3-6-82	Wichita Falls, Texas	L	2-3
3-7-82	Wichita Falls, Texas	W	8-0

MINNESOTA

OU Trails:	4-8		
In Norman:	3-3		
Neutral:	1-5		
Date	Location	W/L	Score
3-20-78	Norman, Okla.	L	5-10
3-20-78	Norman, Okla.	L	4-5
3-21-79	Norman, Okla.	W	7-6
4-4-80	Springfield, Mo.	L	1-4
9-26-81	Lincoln, Neb.	L	1-3
3-3-89	Las Cruces, N.M.	L	0-6
2-18-95	Grand Prairie, Texas	L	2-4
2-27-98	Columbus, Ga.	W	5-2
2-17-07	Norman, Okla.	W	6-5
2-12-16	Las Vegas, Nev.	L	0-1
3-16-16	Norman, Okla.	L	10-12 (8)
3-7-22	Norman, Okla.	W	9-1 (5)

MINNESOTA-DULUTH

OU Leads:	1-0		
In Norman:	1-0		
Date	Location	W/L	Score
3-30-81	Norman, Okla.	W	9-5

MISSISSIPPI

OU Leads:	6-0		
In Norman:	3-0		
Neutral:	3-0		
Date	Location	W/L	Score
2-21-97	Monroe, La.	W	11-2
2-12-99	Grand Prairie, Texas	W	13-3
2-25-00	Norman, Okla.	W	12-4
5-21-16	Norman, Okla.	W	9-1 (0)\$
5-22-16	Norman, Okla.	W	3-0\$
2-17-17	Houston, Texas	W	11-8

MISSISSIPPI STATE

OU Leads:	5-0		
In Norman:	1-0		
Neutral:	4-0		
Date	Location	W/L	Score
4-16-83	Ruston, La.	W	4-0
3-3-00	Columbus, Ga.	W	12-4

3-24-17	Norman, Okla.	W	5-3
4-10-21	Ruston, La.	W	9-0 (5)
2-11-22	Irvine, Calif.	W	9-0 (5)

MISSOURI

OU Leads:	54-41		
In Norman:	18-20		
In Columbia:	20-10		
Neutral:	16-11		
Date	Location	W/L	Score
4-16-77	Lawrence, Kan.	L	4-13
4-14-78	Norman, Okla.	W	2-0
4-13-79	Fort Dodge, Kan.	L	3-4
3-29-80	Denton, Texas	W	1-0
10-10-80	Stillwater, Okla.	L	0-2
3-21-81	Norman, Okla.	L	0-2
3-13-82	Norman, Okla.	W	4-2
3-13-82	Norman, Okla.	L	0-1
4-3-82	Springfield, Mo.	W	2-1
4-25-82	Norman, Okla.	L	0-1
3-12-83	Norman, Okla.	L	0-1
3-12-83	Norman, Okla.	L	2-9
4-29-83	Norman, Okla.	L	0-6
5-7-83	Omaha, Neb.	W	3-1
3-17-84	Columbia, Mo.	W	6-0
5-3-84	Bartlesville, Okla.	W	3-0
4-6-85	Stillwater, Okla.	W	3-1
4-7-85	Stillwater, Okla.	L	0-1
5-4-85	Norman, Okla.	L	0-2
4-20-86	Stillwater, Okla.	W	2-1
4-21-86	Stillwater, Okla.	W	3-1
3-13-87	Norman, Okla.	W	3-0
4-18-87	Lawrence, Kan.	W	6-1
4-19-87	Lawrence, Kan.	W	2-1
5-1-87	St. Joseph, Mo.	W	3-2
3-11-88	Norman, Okla.	L	0-3
4-23-88	Columbia, Mo.	W	1-0 (9)
4-24-88	Columbia, Mo.	L	0-1
4-22-89	Columbia, Mo.	W	5-1
4-23-89	Columbia, Mo.	L	2-3
5-5-89	Oklahoma City, Okla.	L	0-4
4-6-90	Norman, Okla.	W	3-2
4-6-90	Norman, Okla.	L	2-3
5-4-90	Oklahoma City, Okla.	L	0-1
4-6-91	Norman, Okla.	L	6-7
4-7-91	Norman, Okla.	L	1-4
4-18-92	Lawrence, Kan.	W	1-0
5-1-92	Oklahoma City, Okla.	L	0-3
4-24-93	Columbia, Mo.	L	4-7
4-24-93	Columbia, Mo.	L	0-1
4-25-93	Columbia, Mo.	L	2-4
4-25-93	Columbia, Mo.	L	0-2
4-23-94	Norman, Okla.	L	3-9
4-23-94	Norman, Okla.	L	1-2
4-24-94	Norman, Okla.	L	2-6
4-24-94	Norman, Okla.	W	10-5
4-22-95	Columbia, Mo.	W	3-0
4-22-95	Columbia, Mo.	W	2-0
4-23-95	Columbia, Mo.	W	4-1
4-23-95	Columbia, Mo.	W	2-0
4-13-96	Columbia, Mo.	L	1-2*
4-13-96	Columbia, Mo.	W	3-2 (9)*
4-14-96	Columbia, Mo.	W	6-4*
4-12-97	Norman, Okla.	W	2-1*
4-12-97	Norman, Okla.	L	1-3*
5-3-97	Oklahoma City, Okla.	W	2-0!
5-4-97	Oklahoma City, Okla.	L	4-6!
4-11-98	Columbia, Mo.	W	2-1*
4-11-98	Columbia, Mo.	W	4-1*
3-27-99	Norman, Okla.	W	1-0*
4-12-00	Columbia, Mo.	W	7-3*
4-12-00	Columbia, Mo.	W	2-1*
5-11-00	Oklahoma City, Okla.	W	8-3!
4-10-02	Columbia, Mo.	W	8-1*
4-10-02	Columbia, Mo.	W	3-1*
3-26-03	Norman, Okla.	L	0-2*
3-26-03	Norman, Okla.	W	5-1*
4-10-04	Norman, Okla.	W	5-0*
4-10-04	Norman, Okla.	W	1-0*
5-15-04	Oklahoma City, Okla.	L	2-3 (13)!
4-2-05	Columbia, Mo.	W	8-3*
4-3-05	Columbia, Mo.	W	6-4*



SERIES HISTORY

3-25-06	Norman, Okla.	L	6-8*
3-26-06	Norman, Okla.	L	6-9*
5-12-06	Oklahoma City, Okla.	W	4-0!
4-15-07	Columbia, Mo.	L	1-5*
4-15-07	Columbia, Mo.	W	8-3*
5-12-07	Oklahoma City, Okla.	W	7-1!
4-5-08	Norman, Okla.	W	8-0*
4-6-08	Norman, Okla.	W	4-3*
4-25-09	Columbia, Mo.	W	6-2*
4-26-09	Columbia, Mo.	W	4-2*
5-10-09	Oklahoma City, Okla.	L	0-5!
3-27-10	Norman, Okla.	L	5-11*
3-28-10	Norman, Okla.	W	9-0*
5-16-10	Oklahoma City, Okla.	W	9-0!
4-16-11	Columbia, Mo.	L	2-3 (9)*
4-17-11	Columbia, Mo.	L	0-1 (11)*
6-4-11	Oklahoma City, Okla.	L	1-4*
4-20-12	Norman, Okla.	W	2-1 (10)*
4-21-12	Norman, Okla.	L	2-4 (8)*
4-22-12	Norman, Okla.	W	2-1*
5-20-18	Norman, Okla.	W	7-0\$
3-6-21	Norman, Okla.	W	5-2
3-7-21	Norman, Okla.	W	11-0 (5)

MISSOURI STATE

OU Leads:	21-12		
In Norman:	17-3		
In Springfield:	4-4		
Neutral:	0-5		
Date	Location	W/L	Score
4-5-75	Springfield, Mo.	L	1-8
3-25-77	Stillwater, Okla.	L	1-6
3-25-77	Stillwater, Okla.	L	6-7
4-8-77	Springfield, Mo.	L	1-18
4-8-78	Springfield, Mo.	L	1-3
4-7-79	Springfield, Mo.	W	5-0
3-18-80	Norman, Okla.	W	5-1
3-20-81	Norman, Okla.	W	2-0
3-27-81	Norman, Okla.	W	7-3
9-12-81	Norman, Okla.	W	4-0
9-18-81	Ames, Iowa	L	0-6
10-9-81	Stillwater, Okla.	L	2-8
10-10-81	Stillwater, Okla.	L	4-5
3-15-84	Norman, Okla.	W	3-2 (9)
4-7-95	Springfield, Mo.	W	8-0
4-7-95	Springfield, Mo.	W	6-1
4-8-95	Springfield, Mo.	L	2-5
4-9-95	Springfield, Mo.	W	4-0
2-15-97	Oklahoma City, Okla.	W	5-2
5-17-97	Norman, Okla.	W	7-2\$
2-21-98	Norman, Okla.	L	4-7
2-21-99	Norman, Okla.	L	0-1
2-21-99	Norman, Okla.	W	7-0
2-24-00	Norman, Okla.	W	8-0 (5)
2-17-02	Norman, Okla.	W	12-3
3-19-08	Norman, Okla.	L	2-3
3-13-11	Norman, Okla.	W	1-0
3-13-11	Norman, Okla.	W	9-1 (6)
3-7-15	Norman, Okla.	W	10-0 (5)
3-8-15	Norman, Okla.	W	11-0 (5)
3-2-18	Norman, Okla.	W	6-0
3-3-18	Norman, Okla.	W	9-0 (5)
3-7-20	Norman, Okla.	W	3-2 (8)

MONTANA

OU Leads:	1-0		
Neutral:	1-0		
Date	Location	W/L	Score
2-10-18	Phoenix, Ariz.	W	4-0

MORGAN STATE

OU Leads:	1-0		
In Norman:	1-0		
Date	Location	W/L	Score
5-21-21	Norman, Okla.	W	19-0

MURRAY STATE

OU Leads:	1-0		
In Norman:	1-0		
Date	Location	W/L	Score
3-7-20	Norman, Okla.	W	6-1

NE OKLAHOMA

OU Leads:	3-0		
In Norman:	2-0		
Neutral:	1-0		
Date	Location	W/L	Score
4-23-76	Norman, Okla.	W	8-6
4-21-78	Norman, Okla.	W	4-0
4-28-81	Edmond, Okla.	W	7-1

NEBRASKA

OU Leads:	45-44		
In Norman:	18-15		
In Lincoln:	8-10		
Neutral:	19-19		
Date	Location	W/L	Score
4-15-77	Lawrence, Kan.	L	1-2
3-20-79	Norman, Okla.	W	6-1
3-24-79	Norman, Okla.	W	8-2
4-1-80	Norman, Okla.	W	4-3
4-5-80	Springfield, Mo.	W	3-1
4-18-80	Columbia, Mo.	L	1-9
3-26-81	Denton, Texas	W	3-2
9-11-81	Norman, Okla.	L	0-5
9-19-81	Ames, Iowa	L	2-4
3-26-82	Lawrence, Kan.	L	0-4
3-27-82	Lawrence, Kan.	L	1-3
4-23-82	Norman, Okla.	L	0-2
4-30-83	Norman, Okla.	W	2-1 (13)
4-8-84	Norman, Okla.	L	0-2
4-9-84	Norman, Okla.	W	1-0
5-4-84	Bartlesville, Okla.	L	0-2
4-20-85	Ames, Iowa	L	1-2 (9)
4-21-85	Ames, Iowa	L	4-8
4-5-86	Manhattan, Kan.	W	1-0
4-6-86	Manhattan, Kan.	L	0-3
4-4-87	Norman, Okla.	L	0-3
4-5-87	Norman, Okla.	W	3-1
5-2-87	St. Joseph, Mo.	L	0-7
4-9-88	Norman, Okla.	L	0-6
4-10-88	Norman, Okla.	L	0-2
4-8-89	Norman, Okla.	L	0-1
4-9-89	Norman, Okla.	L	0-1 (9)
4-21-90	Columbia, Mo.	L	1-2
4-22-90	Columbia, Mo.	L	1-3
4-27-91	Lincoln, Neb.	L	1-2 (11)
4-28-91	Lincoln, Neb.	W	3-0
3-27-92	San Jose, Calif.	L	5-11
4-4-92	Stillwater, Okla.	W	6-0
4-5-92	Stillwater, Okla.	W	1-0
2-18-94	Grand Prairie, Texas	W	6-5
2-18-96	Grand Prairie, Texas	W	2-1
4-20-96	Norman, Okla.	W	8-2*
4-20-96	Norman, Okla.	W	4-2*
4-21-96	Norman, Okla.	W	4-1*
5-10-96	Oklahoma City, Okla.	W	5-4!
5-11-96	Oklahoma City, Okla.	W	1-0!
4-26-97	Lincoln, Neb.	L	1-2*
4-26-97	Lincoln, Neb.	W	4-2*
5-3-97	Oklahoma City, Okla.	W	1-0!
4-25-98	Norman, Okla.	L	3-5*
4-25-98	Norman, Okla.	L	3-6*
5-3-98	Oklahoma City, Okla.	L	0-3!
4-10-99	Lincoln, Neb.	L	2-4*
4-10-99	Lincoln, Neb.	W	10-1*
5-13-99	Oklahoma City, Okla.	L	0-2!
4-14-00	Norman, Okla.	L	0-1 (11)*
4-14-00	Norman, Okla.	W	13-0*
5-12-00	Oklahoma City, Okla.	W	4-3!
5-13-00	Oklahoma City, Okla.	L	1-3!
2-24-01	Columbus, Ga.	W	6-5 (8)
3-30-01	Lincoln, Neb.	L	5-6*
3-30-01	Lincoln, Neb.	L	1-3*
5-11-01	Oklahoma City, Okla.	W	10-2!
3-20-03	Lincoln, Neb.	W	1-0*
3-20-03	Lincoln, Neb.	L	0-8*
3-20-04	Fullerton, Calif.	W	1-0
4-17-04	Lincoln, Neb.	L	1-2*
4-18-04	Lincoln, Neb.	L	1-3*
5-14-04	Oklahoma City, Okla.	L	0-7!
4-30-05	Norman, Okla.	L	4-6*
5-1-05	Norman, Okla.	W	5-0*
5-11-05	Oklahoma City, Okla.	L	0-1!

4-1-06	Lincoln, Neb.	L	1-9*
4-1-06	Lincoln, Neb.	L	0-3*
4-21-07	Norman, Okla.	W	10-9*
4-21-07	Norman, Okla.	W	5-1*
3-29-08	Lincoln, Neb.	W	6-0*
3-29-08	Lincoln, Neb.	W	11-0*
5-10-08	Oklahoma City, Okla.	L	5-6!
4-4-09	Norman, Okla.	W	3-2 (8)*
4-5-09	Norman, Okla.	W	3-2*
4-24-10	Lincoln, Neb.	W	5-0*
4-25-10	Lincoln, Neb.	W	8-0*
3-26-11	Norman, Okla.	L	1-4*
3-27-11	Norman, Okla.	W	6-3*
2-22-13	Palm Springs, Calif.	W	2-0
3-2-13	Norman, Okla.	W	10-3
3-2-13	Norman, Okla.	L	0-1
3-1-14	Norman, Okla.	W	5-4
3-1-14	Norman, Okla.	L	2-7
3-20-16	Fullerton, Calif.	W	4-2
2-10-17	Puerto Vallarta, Mexico	W	6-0
3-17-18	Fullerton, Calif.	W	8-0 (6)
2-21-20	Palm Springs, Calif.	W	10-2 (5)

NEBRASKA WESLEYAN

OU Leads:	1-0		
In Lincoln:	1-0		
Date	Location	W/L	Score
4-27-91	Lincoln, Neb.	W	2-1

NEVADA

OU Leads:	4-0		
In Norman:	1-0		
Neutral:	3-0		
Date	Location	W/L	Score
2-9-08	Fullerton, Calif.	W	1-0
2-21-09	Cathedral City, Calif.	W	11-2
3-5-10	Norman, Okla.	W	8-7 (9)
2-6-19	Puerta Vallarta, Mex.	W	9-3

NEW HAVEN

OU Leads:	1-0		
Neutral:	1-0		
Date	Location	W/L	Score
3-15-91	Fort Myers, Fla.	W	6-3

NEW MEXICO

OU Leads:	15-5		
In Norman:	7-1		
In Albuquerque:	1-4		
Neutral:	7-0		
Date	Location	W/L	Score
3-12-79	Albuquerque, N.M.	L	0-6
3-12-79	Albuquerque, N.M.	W	1-0
3-10-80	Albuquerque, N.M.	L	0-1
3-10-80	Albuquerque, N.M.	L	2-7
3-26-81	Denton, Texas	W	8-0
5-21-81	Norman, Okla.	W	1-0
3-10-84	Albuquerque, N.M.	L	0-1
3-23-84	Fullerton, Calif.	W	3-2
3-16-85	Norman, Okla.	L	0-3
3-12-87	Norman, Okla.	W	5-2
4-13-87	Norman, Okla.	W	7-5
4-13-87	Norman, Okla.	W	10-1
4-13-87	Norman, Okla.	W	2-0
2-15-98	Grand Prairie, Texas	W	9-0
2-18-00	Tucson, Ariz.	W	10-2
3-12-04	Norman, Okla.	W	4-3 (8)
3-12-04	Norman, Okla.	W	10-5 (8)
2-9-13	Phoenix, Ariz.	W	11-1 (5)
2-26-21	Tempe, Ariz.	W	8-0 (6)
2-27-21	Phoenix, Ariz.	W	33-4 (5)

NEW MEXICO HIGHLANDS

OU Leads:	1-0		
Neutral:	1-0		
Date	Location	W/L	Score
3-8-84	Albuquerque, N.M.	W	3-2 (9)

NEW MEXICO STATE

OU Leads:	21-3
In Norman:	1-1
In Las Cruces:	11-0

SERIES HISTORY



Neutral: **9-2**

Date	Location	W/L	Score
3-13-79	Albuquerque, N.M.	W	5-0
3-13-79	Albuquerque, N.M.	W	1-0
3-12-80	Las Cruces, N.M.	W	7-0 (f)
3-14-80	Las Cruces, N.M.	W	7-0 (f)
3-18-82	Norman, Okla.	L	1-3
3-9-84	Albuquerque, N.M.	W	1-0
3-14-85	Norman, Okla.	W	5-3 (8)
3-6-86	Albuquerque, N.M.	W	1-0
3-4-88	Las Cruces, N.M.	W	4-3
3-2-89	Las Cruces, N.M.	W	2-1
2-17-90	Tucson, Ariz.	L	1-2
2-13-93	Grand Prairie, Texas	W	5-2
2-14-93	Grand Prairie, Texas	W	6-0
3-5-95	Las Cruces, N.M.	W	6-3
3-5-95	Las Cruces, N.M.	W	4-0
3-11-95	Tucson, Ariz.	L	3-4
3-11-95	Tucson, Ariz.	W	10-2
2-14-98	Grand Prairie, Texas	W	1-0
3-16-01	Fullerton, Calif.	W	5-4
2-18-11	Las Cruces, N.M.	W	7-4
2-20-11	Las Cruces, N.M.	W	16-0 (5)
2-19-16	Las Cruces, N.M.	W	11-1 (5)
2-20-16	Las Cruces, N.M.	W	8-0 (6)
2-17-18	Las Cruces, N.M.	W	2-0

NICHOLLS STATE

OU Leads: **5-1**
In Norman: **3-0**
Neutral: **2-1**

Date	Location	W/L	Score
5-15-87	Macomb, Ill.	L	5-8
2-25-96	Monroe, La.	W	2-0
2-26-99	Columbus, Ga.	W	8-0
2-26-00	Norman, Okla.	W	16-1
3-12-05	Norman, Okla.	W	4-1
3-13-05	Norman, Okla.	W	7-0

NORTH CAROLINA

OU Leads: **8-0**
In Norman: **4-0**
Neutral: **4-0**

Date	Location	W/L	Score
3-11-92	Tampa, Fla.	W	5-4
3-13-94	Tampa, Fla.	W	4-3
3-7-96	Tucson, Ariz.	W	3-0
3-9-01	Norman, Okla.	W	8-0
5-18-01	Norman, Okla.	W	13-0\$
2-21-04	Norman, Okla.	W	10-0
2-21-04	Norman, Okla.	W	4-2
2-24-18	Palm Springs, Calif.	W	3-1

NORTH CAROLINA STATE

Series Tied: **2-2**
Neutral: **2-2**

Date	Location	W/L	Score
3-16-07	Fullerton, Calif.	L	0-7
2-13-09	Houston, Texas	L	1-2
3-15-13	Fullerton, Calif.	W	3-0
2-24-17	Palm Springs, Calif.	W	7-5

NORTH DAKOTA STATE

OU Leads: **3-2**
In Norman: **3-2**

Date	Location	W/L	Score
2-16-06	Norman, Okla.	W	9-0
2-16-06	Norman, Okla.	W	7-2
5-16-09	Norman, Okla.	L	0-1 (11)\$
5-19-17	Norman, Okla.	L	2-3 (9)\$
5-21-17	Norman, Okla.	W	10-2 (6)\$

NORTH TEXAS

OU Leads: **32-1**
In Norman: **22-1**
In Denton: **10-0**

Date	Location	W/L	Score
4-15-87	Norman, Okla.	W	7-0
4-13-88	Norman, Okla.	W	7-0
2-18-04	Norman, Okla.	W	7-2
2-18-04	Norman, Okla.	W	5-4
2-20-05	Norman, Okla.	W	5-1

3-30-05	Denton, Texas	W	9-1
5-4-05	Norman, Okla.	W	11-3
3-11-06	Norman, Okla.	W	10-1
3-12-06	Norman, Okla.	W	10-5
3-22-06	Denton, Texas	W	7-0
5-3-06	Norman, Okla.	W	4-0
3-1-07	Norman, Okla.	W	4-1
4-11-07	Denton, Texas	W	9-2
3-1-08	Norman, Okla.	W	9-0
3-2-08	Norman, Okla.	W	8-0
3-25-09	Norman, Okla.	W	8-1
4-22-09	Denton, Texas	W	7-3
3-10-10	Norman, Okla.	W	6-4
5-6-10	Denton, Texas	W	6-1
3-2-11	Denton, Texas	W	3-0
5-5-11	Norman, Okla.	W	9-1 (5)
2-29-12	Denton, Texas	W	4-1
4-18-12	Norman, Okla.	W	9-4
4-23-13	Denton, Texas	W	12-1 (6)
4-23-14	Norman, Okla.	W	3-0
4-20-15	Norman, Okla.	W	6-3
4-30-15	Denton, Texas	W	6-2
4-13-16	Norman, Okla.	W	6-1
4-18-17	Norman, Okla.	W	8-0 (6)
3-18-19	Norman, Okla.	W	8-0 (5)
2-29-20	Norman, Okla.	L	3-4 (8)
2-29-20	Norman, Okla.	W	15-8
4-20-22	Denton, Texas	W	10-0 (6)

NORTHEAST MISSOURI

OU Leads: **2-0**
Neutral: **2-0**

Date	Location	W/L	Score
4-3-81	Springfield, Mo.	W	3-2
5-7-83	Omaha, Neb.	W	2-0

NORTHERN ARIZONA

OU Trails: **0-1**
Neutral: **0-1**

Date	Location	W/L	Score
3-9-85	Las Cruces, N.M.	L	4-5

NORTHERN COLORADO

OU Leads: **3-0**
In Norman: **3-0**

Date	Location	W/L	Score
3-23-82	Norman, Okla.	W	7-0
3-8-13	Norman, Okla.	W	14-0 (5)
3-9-13	Norman, Okla.	W	10-0 (5)

NORTHERN ILLINOIS

OU Leads: **7-2**
In Norman: **2-1**
Neutral: **5-1**

Date	Location	W/L	Score
3-14-83	Norman, Okla.	W	2-1
3-16-84	Norman, Okla.	W	5-1
3-10-87	Norman, Okla.	L	1-5
5-16-87	Macomb, Ill.	L	0-1
4-22-89	Columbia, Mo.	W	6-5
4-23-89	Columbia, Mo.	W	6-2
5-17-96	Iowa City, Iowa	W	8-0\$
5-18-96	Iowa City, Iowa	W	3-0\$
2-23-97	Monroe, La.	W	3-0

NORTHERN IOWA

OU Leads: **8-2**
In Norman: **6-1**
Neutral: **2-1**

Date	Location	W/L	Score
5-15-75	Omaha, Neb.	L	0-5
3-16-82	Norman, Okla.	W	6-0
3-18-85	Norman, Okla.	W	4-3
3-13-87	Norman, Okla.	W	7-1 (8)
3-11-88	Norman, Okla.	L	2-10
3-18-09	Norman, Okla.	W	8-0
3-13-10	Norman, Okla.	W	4-1
3-14-10	Norman, Okla.	W	11-1
2-14-20	Tucson, Ariz.	W	10-2 (6)
2-16-20	Tucson, Ariz.	W	8-0 (5)

NORTHWEST MISSOURI

OU Leads: **2-0**
Neutral: **2-0**

Date	Location	W/L	Score
9-26-81	Lincoln, Neb.	W	4-0
4-3-82	Springfield, Mo.	W	12-1

NORTHWESTERN

OU Leads: **21-2**
In Norman: **7-0**
Neutral: **14-2**

Date	Location	W/L	Score
3-21-78	Norman, Okla.	W	9-0
2-20-94	Grand Prairie, Texas	W	7-4
3-4-95	Las Cruces, N.M.	W	1-0
3-25-95	Sacramento, Calif.	L	4-5
2-17-96	Grand Prairie, Texas	W	10-9
3-23-96	Fullerton, Calif.	W	5-1
3-1-97	Columbus, Ga.	W	1-0
3-7-97	Oklahoma City, Okla.	W	3-1
2-13-99	Grand Prairie, Texas	W	4-0
5-21-04	Tucson, Ariz.	W	8-0\$
3-7-09	Oklahoma City, Okla.	W	4-3
3-8-09	Oklahoma City, Okla.	L	0-1
2-19-10	Henderson, Nev.	W	3-0
2-11-11	Tempe, Ariz.	W	9-1 (6)
2-10-13	Phoenix, Ariz.	W	7-4
2-21-14	Palm Springs, Calif.	W	11-9
3-8-19	Norman, Okla.	W	7-0
3-10-19	Norman, Okla.	W	8-0 (5)
5-24-19	Norman, Okla.	W	3-0\$
5-25-19	Norman, Okla.	W	8-0\$
2-28-20	Norman, Okla.	W	8-3
3-1-20	Norman, Okla.	W	5-1
6-2-22	Oklahoma City, Okla.	W	13-2 (5)

NORTHWESTERN OKLAHOMA STATE

Series tied: **4-4**
In Norman: **2-2**
Neutral: **2-2**

Date	Location	W/L	Score
4-10-76	Norman, Okla.	L	8-18
4-10-76	Norman, Okla.	W	8-6
4-24-76	Norman, Okla.	L	1-15
4-30-77	Oklahoma City, Okla.	L	3-9
3-29-78	Weatherford, Okla.	W	5-3
4-21-78	Norman, Okla.	W	6-0
3-28-79	Weatherford, Okla.	W	12-0
9-18-81	Ames, Iowa	L	0-1

NORTHWESTERN STATE

OU Leads: **7-0**
In Norman: **6-0**
Neutral: **1-0**

Date	Location	W/L	Score
2-24-96	Monroe, La.	W	9-1
2-17-02	Norman, Okla.	W	4-1
3-7-03	Norman, Okla.	W	5-3
3-8-03	Norman, Okla.	W	6-3
2-17-07	Norman, Okla.	W	12-0
2-18-07	Norman, Okla.	W	15-0
3-3-17	Norman, Okla.	W	3-0

NORTHWOOD

OU Leads: **3-0**
Neutral: **3-0**

Date	Location	W/L	Score
3-14-91	Fort Myers, Fla.	W	6-2
3-4-94	Gainesville, Fla.	W	3-2
3-5-94	Gainesville, Fla.	W	5-2

NOTRE DAME

OU Leads: **6-5**
Neutral: **6-5**

Date	Location	W/L	Score
3-10-92	Tampa, Fla.	L	0-1
3-10-92	Tampa, Fla.	W	3-0
3-18-00	Fullerton, Calif.	L	2-4
3-16-01	Fullerton, Calif.	W	4-2
2-24-02	Columbus, Ga.	W	3-2
2-23-07	Palm Springs, Calif.	W	7-3
3-12-09	Fullerton, Calif.	L	3-4
3-16-11	Fullerton, Calif.	L	1-2



SERIES HISTORY

2-17-13	San Diego, Calif.	W	7-5 (9)
2-25-17	Palm Springs, Calif.	L	4-5
2-14-19	Clearwater, Fla.	W	6-2

OHIO STATE

OU Leads:	6-0		
In Norman:	4-0		
Neutral:	2-0		
Date	Location	W/L	Score
3-23-79	Norman, Okla.	W	9-3
3-24-80	Norman, Okla.	W	8-0
3-24-80	Norman, Okla.	W	2-1
3-23-81	Norman, Okla.	W	3-1
3-22-97	Fullerton, Calif.	W	3-1
2-25-07	Palm Springs, Calif.	W	7-2
3-18-18	Fullerton, Calif.	W	5-0

OKLAHOMA BAPTIST

OU Leads:	25-6		
In Norman:	12-5		
In Shawnee:	13-1		
Date	Location	W/L	Score
3-19-75	Norman, Okla.	W	3-1
4-12-75	Norman, Okla.	L	2-3
4-23-75	Shawnee, Okla.	W	5-2
3-10-77	Norman, Okla.	W	17-1
4-22-77	Norman, Okla.	L	4-8
4-26-77	Shawnee, Okla.	W	6-4
4-19-78	Norman, Okla.	W	11-8
4-6-82	Norman, Okla.	W	3-0
4-6-82	Norman, Okla.	W	4-0
3-31-87	Shawnee, Okla.	W	3-1
3-31-87	Shawnee, Okla.	W	2-0
3-15-88	Norman, Okla.	W	9-0
3-15-88	Norman, Okla.	W	2-1
4-5-88	Shawnee, Okla.	W	4-0
4-5-88	Shawnee, Okla.	W	4-1
3-14-89	Shawnee, Okla.	W	6-2
3-14-89	Shawnee, Okla.	W	5-2
4-20-89	Norman, Okla.	W	4-3
4-20-89	Norman, Okla.	L	2-3
3-26-91	Shawnee, Okla.	W	12-6
3-26-91	Shawnee, Okla.	W	6-4
4-1-92	Norman, Okla.	W	8-0
4-1-92	Norman, Okla.	L	4-5
4-22-92	Shawnee, Okla.	L	0-2
4-22-92	Shawnee, Okla.	W	1-0
4-2-93	Norman, Okla.	W	4-3
4-2-93	Norman, Okla.	W	2-0
5-8-93	Norman, Okla.	W	13-4
5-9-93	Norman, Okla.	L	2-3
3-16-94	Shawnee, Okla.	W	18-0
3-16-94	Shawnee, Okla.	W	14-0

OKLAHOMA CHRISTIAN

OU Leads:	7-0		
In Norman:	6-0		
Neutral:	1-0		
Date	Location	W/L	Score
9-22-81	Norman, Okla.	W	7-2
3-19-94	Stillwater, Okla.	W	5-4
2-9-99	Norman, Okla.	W	8-0
2-9-99	Norman, Okla.	W	7-0
3-7-99	Norman, Okla.	W	4-1
3-7-99	Norman, Okla.	W	10-0
2-11-04	Norman, Okla.	W	8-0

OKLAHOMA CITY

OU Leads:	36-17		
In Norman:	20-10		
In Oklahoma City:	14-6		
Neutral:	2-1		
Date	Location	W/L	Score
4-1-81	Oklahoma City, Okla.	W	19-5
4-1-81	Oklahoma City, Okla.	W	9-3
4-21-81	Norman, Okla.	W	3-1
9-11-81	Norman, Okla.	W	5-0
9-22-81	Norman, Okla.	W	2-1
10-9-81	Stillwater, Okla.	W	8-0
4-21-82	Oklahoma City, Okla.	L	4-5
4-21-82	Oklahoma City, Okla.	W	3-2
3-1-83	Norman, Okla.	W	7-0 (f)

4-7-83	Oklahoma City, Okla.	W	3-0
4-7-83	Oklahoma City, Okla.	W	8-1
5-3-83	Norman, Okla.	W	4-0
4-4-84	Oklahoma City, Okla.	W	6-0
4-4-84	Oklahoma City, Okla.	W	4-3
5-1-84	Norman, Okla.	W	7-0
5-1-84	Norman, Okla.	W	3-2
4-9-85	Norman, Okla.	W	5-0
4-9-85	Norman, Okla.	W	4-2
4-8-86	Oklahoma City, Okla.	W	9-0
4-8-86	Oklahoma City, Okla.	W	4-1
3-30-87	Norman, Okla.	W	3-1
3-30-87	Norman, Okla.	L	1-2
4-6-88	Oklahoma City, Okla.	W	2-1
4-6-88	Oklahoma City, Okla.	L	0-1
3-10-89	Norman, Okla.	W	6-2
3-23-89	Norman, Okla.	L	3-4
3-23-89	Norman, Okla.	L	2-5
4-4-89	Oklahoma City, Okla.	L	3-5
4-4-89	Oklahoma City, Okla.	L	1-3
4-10-90	Norman, Okla.	L	0-1
4-10-90	Norman, Okla.	L	1-2
2-27-92	Oklahoma City, Okla.	W	4-1
4-8-92	Norman, Okla.	L	3-7
4-8-92	Norman, Okla.	L	7-10
4-11-92	Oklahoma City, Okla.	W	6-4
3-23-93	Oklahoma City, Okla.	L	2-5
3-23-93	Oklahoma City, Okla.	L	0-4
2-20-95	Norman, Okla.	W	2-0
2-20-95	Norman, Okla.	L	4-7
2-18-97	Oklahoma City, Okla.	W	5-3
2-18-97	Oklahoma City, Okla.	W	4-1
2-23-97	Monroe, La.	L	0-1
3-15-97	Houston, Texas	W	8-7
2-24-98	Norman, Okla.	W	5-1
2-24-98	Norman, Okla.	W	12-4
3-9-99	Norman, Okla.	L	7-8 (8)
3-9-99	Norman, Okla.	W	3-2
4-25-00	Norman, Okla.	W	6-0
4-25-00	Norman, Okla.	W	1-0
2-19-02	Norman, Okla.	W	8-2
4-15-03	Norman, Okla.	W	11-2
2-22-05	Norman, Okla.	W	8-3
3-2-06	Norman, Okla.	L	5-6

OKLAHOMA STATE

OU Leads:	99-72		
In Norman:	45-21		
In Stillwater:	35-34		
Neutral:	19-17		
Date	Location	W/L	Score
4-9-75	Norman, Okla.	W	11-1
4-16-75	Stillwater, Okla.	W	11-7
4-3-76	Norman, Okla.	L	2-12
4-9-76	Norman, Okla.	L	0-11
3-24-77	Stillwater, Okla.	L	3-13
4-5-77	Norman, Okla.	W	9-6
4-30-77	Oklahoma City, Okla.	L	0-4
3-28-78	Norman, Okla.	W	3-1 (10)
4-4-78	Norman, Okla.	W	6-1
4-22-78	Norman, Okla.	W	10-2
4-13-79	Fort Dodge, Kan.	L	0-7
4-21-79	Norman, Okla.	W	1-0 (13)
4-22-79	Norman, Okla.	W	3-2
4-28-79	Oklahoma City, Okla.	L	0-3
4-28-79	Oklahoma City, Okla.	W	8-5
9-25-79	Stillwater, Okla.	W	6-1
9-25-79	Stillwater, Okla.	L	4-10
10-3-79	Norman, Okla.	W	3-2
10-6-79	Norman, Okla.	W	5-2
4-8-80	Norman, Okla.	W	4-0
4-8-80	Norman, Okla.	W	2-1
4-14-80	Stillwater, Okla.	W	5-1
4-14-80	Stillwater, Okla.	W	4-1
4-18-80	Columbia, Mo.	L	1-4
5-2-80	College Station, Texas	L	4-5
9-25-80	Norman, Okla.	L	1-5
9-25-80	Norman, Okla.	W	3-2
10-9-80	Stillwater, Okla.	L	1-2
10-9-80	Stillwater, Okla.	L	1-2
3-17-81	Norman, Okla.	L	0-3
4-21-81	Norman, Okla.	W	3-0

4-30-81	Stillwater, Okla.	W	4-3
4-30-81	Stillwater, Okla.	W	3-0
9-10-81	Norman, Okla.	L	0-2
9-12-81	Norman, Okla.	W	2-1 (8)
10-8-81	Stillwater, Okla.	L	0-1
10-10-81	Stillwater, Okla.	L	0-1
4-8-82	Norman, Okla.	L	0-1
4-8-82	Norman, Okla.	L	2-6
4-24-82	Norman, Okla.	W	1-0
5-7-82	Oklahoma City, Okla.	L	0-2
5-8-82	Oklahoma City, Okla.	L	2-3
3-19-83	Norman, Okla.	L	0-1
4-12-83	Norman, Okla.	L	0-8
4-12-83	Norman, Okla.	L	0-1
4-20-83	Norman, Okla.	L	3-5 (19)
4-20-83	Norman, Okla.	W	1-0
4-30-83	Norman, Okla.	L	1-2 (9)
4-8-84	Norman, Okla.	W	1-0
4-9-84	Norman, Okla.	L	1-3
4-6-85	Stillwater, Okla.	L	3-4
4-7-85	Stillwater, Okla.	W	1-0
5-3-85	Norman, Okla.	L	2-6
3-25-86	Stillwater, Okla.	L	2-4
4-20-86	Stillwater, Okla.	L	0-2
4-21-86	Stillwater, Okla.	W	3-1 (10)
5-3-86	St. Joseph, Mo.	L	0-7
4-7-87	Norman, Okla.	L	2-3
4-7-87	Norman, Okla.	W	3-1
4-24-87	Stillwater, Okla.	L	3-5
4-25-87	Stillwater, Okla.	L	4-8
4-20-88	Stillwater, Okla.	L	3-4
4-20-88	Stillwater, Okla.	L	0-1
3-31-89	Stillwater, Okla.	L	0-7
3-31-89	Stillwater, Okla.	L	0-7
4-12-89	Norman, Okla.	L	0-2
4-15-89	Oklahoma City, Okla.	L	0-9
4-29-89	Ames, Iowa	L	0-4
4-30-89	Ames, Iowa	L	0-6
4-7-90	Stillwater, Okla.	L	2-5
4-8-90	Stillwater, Okla.	L	1-3
4-17-91	Norman, Okla.	L	0-3
4-27-91	Lincoln, Neb.	L	1-7
4-28-91	Lincoln, Neb.	W	3-0
5-5-91	Oklahoma City, Okla.	L	1-2
4-4-92	Stillwater, Okla.	L	0-2
4-5-92	Stillwater, Okla.	L	0-3
4-11-92	Oklahoma City, Okla.	L	0-2
4-7-93	Stillwater, Okla.	L	0-7
4-7-93	Stillwater, Okla.	L	0-4
4-21-93	Norman, Okla.	L	0-4
4-21-93	Norman, Okla.	L	0-3
3-18-94	Stillwater, Okla.	W	2-0
4-13-94	Stillwater, Okla.	L	0-1
4-13-94	Stillwater, Okla.	L	0-2
5-21-94	Stillwater, Okla.	L	3-4\$
5-22-94	Stillwater, Okla.	L	1-2\$
4-5-95	Oklahoma City, Okla.	W	3-2
4-5-95	Oklahoma City, Okla.	L	3-5 (10)
4-26-95	Stillwater, Okla.	L	0-1
4-26-95	Stillwater, Okla.	L	1-3
5-20-95	Stillwater, Okla.	W	2-0\$
3-16-96	Stillwater, Okla.	W	7-4*
4-3-96	Stillwater, Okla.	W	4-0*
4-3-96	Stillwater, Okla.	L	1-5*
4-17-96	Oklahoma City, Okla.	L	0-1*
4-17-96	Oklahoma City, Okla.	W	8-0*
5-11-96	Oklahoma City, Okla.	W	5-0!
4-2-97	Norman, Okla.	W	1-0*
4-16-97	Stillwater, Okla.	W	4-0*
5-16-97	Norman, Okla.	L	0-2\$
5-17-97	Norman, Okla.	L	3-5\$
2-15-98	Grand Prairie, Texas	W	4-3
4-1-98	Stillwater, Okla.	L	1-2*
4-22-98	Norman, Okla.	W	2-1*
5-2-98	Oklahoma City, Okla.	W	3-2!
2-13-99	Grand Prairie, Texas	W	3-2
4-21-99	Norman, Okla.	W	7-2*
4-30-99	Stillwater, Okla.	W	6-2*
5-13-99	Oklahoma City, Okla.	W	5-0!
4-5-00	Stillwater, Okla.	W	4-2*
4-19-00	Norman, Okla.	W	10-5*
4-4-01	Norman, Okla.	W	3-0*

SERIES HISTORY



4-19-01	Stillwater, Okla.	W	16-0*
5-12-01	Oklahoma City, Okla.	W	6-0!
4-3-02	Stillwater, Okla.	W	6-5*
4-24-02	Norman, Okla.	W	5-4 (10)*
4-2-03	Norman, Okla.	W	2-1*
4-24-03	Stillwater, Okla.	L	0-4*
5-3-03	Oklahoma City, Okla.	W	3-2!
5-4-03	Oklahoma City, Okla.	W	11-2!
4-8-04	Stillwater, Okla.	W	2-1*
4-28-04	Norman, Okla.	W	5-1*
4-6-05	Norman, Okla.	W	9-0*
4-27-05	Stillwater, Okla.	W	3-2 (9)*
4-5-06	Stillwater, Okla.	W	15-1*
4-26-06	Norman, Okla.	W	9-3*
5-11-06	Oklahoma City, Okla.	W	10-2!
4-4-07	Norman, Okla.	W	8-0*
4-25-07	Stillwater, Okla.	W	2-1*
4-22-08	Stillwater, Okla.	W	3-1*
4-23-08	Norman, Okla.	W	6-1*
4-15-09	Norman, Okla.	W	8-1*
4-30-09	Stillwater, Okla.	W	6-2*
3-6-10	Oklahoma City, Okla.	L	0-1*
4-7-10	Stillwater, Okla.	L	2-3*
4-28-10	Norman, Okla.	W	11-1*
3-5-11	Oklahoma City, Okla.	W	7-0*
4-13-11	Norman, Okla.	W	5-1*
4-27-11	Stillwater, Okla.	L	1-2*
3-28-12	Oklahoma City, Okla.	W	4-0*
4-11-12	Stillwater, Okla.	W	11-1 (5)*
4-25-12	Norman, Okla.	W	7-1*
5-10-13	Oklahoma City, Okla.	W	10-1 (5)*
5-11-13	Norman, Okla.	W	4-0*
5-12-13	Stillwater, Okla.	W	5-0*
4-2-14	Norman, Okla.	W	2-0*
5-10-14	Stillwater, Okla.	W	5-4*
5-11-14	Norman, Okla.	W	11-3 (5)*
4-22-15	Stillwater, Okla.	W	7-1*
3-30-16	Oklahoma City, Okla.	W	10-2 (5)*
5-13-16	Stillwater, Okla.	W	8-0 (5)*
5-14-16	Norman, Okla.	W	5-2*
5-3-17	Stillwater, Okla.	W	3-0*
5-5-17	Norman, Okla.	W	6-2*
5-6-17	Stillwater, Okla.	W	1-0*
5-13-17	Oklahoma City, Okla.	W	2-0!
5-2-18	Norman, Okla.	W	8-0 (5)*
5-4-18	Stillwater, Okla.	W	3-2*
5-5-18	Norman, Okla.	W	7-0*
5-4-19	Norman, Okla.	W	3-0*
5-5-19	Stillwater, Okla.	W	7-1*
5-6-19	Stillwater, Okla.	W	6-1*
5-7-21	Stillwater, Okla.	L	4-6*
5-8-21	Stillwater, Okla.	W	6-4*
5-9-21	Stillwater, Okla.	W	11-8*
5-15-21	Oklahoma City, Okla.	W	10-2 (6)!
5-5-22	Norman, Okla.	W	7-1*
5-6-22	Norman, Okla.	W	6-0*
5-7-22	Norman, Okla.	W	5-3*
5-14-22	Oklahoma City, Okla.	L	3-4 (8)!

OMAHA

OU Leads:	4-0		
In Norman:	3-0		
Neutral:	1-0		
Date	Location	W/L	Score
3-26-79	Norman, Okla.	W	3-0
3-24-83	Bartlesville, Okla.	W	4-0
3-10-17	Norman, Okla.	W	9-1 (5)
3-10-17	Norman, Okla.	W	8-0 (5)

OREGON

OU Leads:	10-6		
In Norman:	3-0		
In Eugene:	0-1		
Neutral:	7-5		
Date	Location	W/L	Score
4-26-80	Berkely, Calif.	W	5-1
3-3-88	Las Cruces, N.M.	L	0-3
3-3-89	Las Cruces, N.M.	L	0-7
2-17-90	Tucson, Ariz.	L	0-2
3-26-95	Sacramento, Calif.	W	6-2
3-3-96	Columbus, Ga.	W	4-2
2-14-99	Grand Prairie, Texas	W	3-2

5-22-05	Norman, Okla.	W	2-1\$
2-23-06	Palm Springs, Calif.	W	1-0
2-23-08	Palm Springs, Calif.	L	0-1
5-16-08	Norman, Okla.	W	6-0\$
5-18-08	Norman, Okla.	W	11-0\$
2-9-13	Phoenix, Ariz.	W	12-0 (5)
5-31-14	Oklahoma City, Okla.	L	2-4^
6-4-17	Oklahoma City, Okla.	W	4-2^
4-19-18	Eugene, Ore.	L	0-5

OREGON STATE

OU Leads:	16-3		
In Norman:	4-0		
In Corvallis:	2-0		
Neutral:	10-3		
Date	Location	W/L	Score
4-25-80	Berkely, Calif.	W	1-0
3-4-95	Las Cruces, N.M.	W	9-1
3-20-97	Fullerton, Calif.	L	1-4
3-23-97	Fullerton, Calif.	W	4-1
3-19-98	Fullerton, Calif.	L	1-3
3-16-00	Fullerton, Calif.	W	9-0
5-20-00	Norman, Okla.	W	5-3\$
5-21-00	Norman, Okla.	W	3-2\$
2-23-01	Columbus, Ga.	W	1-0
5-18-03	Gainesville, Fla.	W	7-2\$
2-24-07	Palm Springs, Calif.	W	4-1
2-26-10	Cathedral City, Calif.	W	6-1
5-20-12	Norman, Okla.	W	6-0\$
2-8-13	Phoenix, Ariz.	W	14-2 (5)
2-20-14	Palm Springs, Calif.	W	11-3 (6)
2-25-16	Palm Springs, Calif.	L	4-6
4-20-18	Corvallis, Ore.	W	4-0
4-21-18	Corvallis, Ore.	W	8-0 (6)
3-1-19	Norman, Okla.	W	3-0

PACIFIC

OU Leads:	10-2		
Neutral:	10-2		
Date	Location	W/L	Score
3-23-85	Fullerton, Calif.	L	0-2
3-27-93	Sunnyvale, Calif.	L	1-7
3-25-94	Sacramento, Calif.	W	6-1
3-25-95	Sacramento, Calif.	W	5-1
2-25-06	Palm Springs, Calif.	W	8-5
3-15-07	Fullerton, Calif.	W	10-3
2-22-08	Palm Springs, Calif.	W	14-5
2-25-10	Cathedral City, Calif.	W	9-0
3-18-11	Fullerton, Calif.	W	13-2 (5)
3-15-13	Fullerton, Calif.	W	9-0 (5)
2-11-18	Phoenix, Ariz.	W	7-0

PENN

OU Leads:	3-0		
Neutral:	3-0		
Date	Location	W/L	Score
3-6-92	Fort Myers, Fla.	W	8-0
3-5-94	Gainesville, Fla.	W	18-3
3-7-94	Gainesville, Fla.	W	13-1

PENN STATE

OU Leads:	4-1		
Neutral:	4-1		
Date	Location	W/L	Score
3-12-93	Tampa, Fla.	W	1-0
2-18-00	Tucson, Ariz.	W	9-3
3-18-11	Fullerton, Calif.	L	2-5
3-16-12	Fullerton, Calif.	W	6-1
3-17-13	Fullerton, Calif.	W	8-0 (5)

PHILLIPS

OU Leads:	2-0		
In Norman:	1-0		
Neutral:	1-0		
Date	Location	W/L	Score
4-11-75	Norman, Okla.	W	5-4
4-18-75	Weatherford, Okla.	W	14-11

PIMA

OU Leads:	1-0		
Neutral:	1-0		
Date	Location	W/L	Score

3-8-85	Las Cruces, N.M.	W	7-4
--------	------------------	---	-----

PITTSBURG STATE

Series tied:	1-1		
In Norman	0-1		
Neutral:	1-0		
Date	Location	W/L	Score
4-4-80	Springfield, Mo.	W	5-1
3-19-81	Norman, Okla.	L	2-3

PITTSBURGH

OU Leads:	1-0		
Neutral:	1-0		
Date	Location	W/L	Score
2-9-14	Fullerton, Calif.	W	2-1

PORTLAND STATE

OU Leads:	2-0		
Neutral:	2-0		
Date	Location	W/L	Score
4-24-80	Berkely, Calif.	W	12-0
2-28-21	Phoenix, Ariz.	W	8-0 (5)

PRAIRIE VIEW A&M

OU Leads:	1-0		
In Norman:	2-0		
Date	Location	W/L	Score
5-20-22	Norman, Okla.	W	14-0(5)\$

PRINCETON

OU Leads:	2-0		
Neutral:	2-0		
Date	Location	W/L	Score
5-15-87	Macomb, Ill.	W	5-1
3-16-08	Sacramento, Calif.	W	4-3

PROVIDENCE

Series tied:	1-1		
Neutral:	1-1		
Date	Location	W/L	Score
3-5-93	Fort Myers, Fla.	L	3-4
5-21-94	Stillwater, Okla.	W	4-1\$

PURDUE

OU Leads:	1-0		
Neutral:	1-0		
Date	Location	W/L	Score
2-11-00	Grand Prairie, Texas	W	6-1

QUINCY COLLEGE

OU Leads:	1-0		
In Norman:	1-0		
Date	Location	W/L	Score
3-10-87	Norman, Okla.	W	7-5

RADFORD

OU Leads:	1-0		
Neutral:	1-0		
Date	Location	W/L	Score
4-23-16	Knoxville, Tenn.	W	9-0 (5)

REGIS

OU Leads:	2-0		
In Denver:	2-0		
Date	Location	W/L	Score
4-24-92	Denver, Colo.	W	4-0
4-24-92	Denver, Colo.	W	13-3

RHODE ISLAND

Series tied:	1-1		
In Norman:	0-1		
Neutral:	1-0		
Date	Location	W/L	Score
5-21-82	Norman, Okla.	L	0-2
3-10-92	Tampa, Fla.	W	18-0

ROBERT MORRIS

OU Leads:	2-1		
In Norman:	1-1		
Neutral:	1-0		
Date	Location	W/L	Score
3-12-92	Tampa, Fla.	W	5-4



SERIES HISTORY

3-10-94	Norman, Okla.	W	6-2
3-10-94	Norman, Okla.	L	2-12

RUTGERS

OU Leads:	3-0		
In Norman:	1-0		
Neutral:	2-0		
Date	Location	W/L	Score
3-19-81	Norman, Okla.	W	1-0
3-14-97	Houston, Texas	W	8-0
3-15-02	Fullerton, Calif.	W	8-3 (8)

ST. GREGORY'S

OU Leads:	5-0		
In Norman:	5-0		
Date	Location	W/L	Score
3-11-03	Norman, Okla.	W	7-4
3-11-03	Norman, Okla.	W	5-0
2-12-08	Norman, Okla.	W	10-0
2-17-10	Norman, Okla.	W	9-1
2-16-11	Norman, Okla.	W	9-0 (5)

ST. MARY'S

Series Tied:	2-2		
Neutral:	2-2		
Date	Location	W/L	Score
9-14-79	College Station, Texas	W	15-0
9-13-80	San Antonio, Texas	L	2-5
3-20-87	Houston, Texas	L	0-3
2-6-15	Honolulu, Hawaii	W	17-0 (5)

SACRAMENTO STATE

Series tied:	2-2		
In Sacramento:	1-1		
Neutral:	1-1		
Date	Location	W/L	Score
3-27-92	San Jose, Calif.	W	9-5
3-26-93	Sunnyvale, Calif.	L	0-4
3-26-95	Sacramento, Calif.	L	1-4
3-15-08	Sacramento, Calif.	W	2-0

SAINT EDWARDS

Series tied:	1-1		
Neutral:	1-1		
Date	Location	W/L	Score
2-23-91	Grand Prairie, Texas	L	2-3
2-23-91	Grand Prairie, Texas	W	2-1

SAINT JOSEPH'S [Pa.]

OU Leads:	1-0		
Neutral:	1-0		
Date	Location	W/L	Score
3-7-92	Fort Myers, Fla.	W	6-2

SAINT LOUIS

OU Leads:	4-0		
In Norman:	2-0		
Neutral:	2-0		
Date	Location	W/L	Score
3-24-83	Bartlesville, Okla.	W	15-0
4-9-95	Springfield, Mo.	W	9-0
3-1-09	Norman, Okla.	W	7-4
3-11-16	Norman, Okla.	W	9-4

SAINT FRANCIS

OU Leads:	1-0		
In Norman:	1-0		
Date	Location	W/L	Score
3-7-18	Norman, Okla.	W	8-0 (5)

SAINT THOMAS

OU Leads:	1-0		
Neutral:	1-0		
Date	Location	W/L	Score
3-5-94	Fort Myers, Fla.	W	15-0

SAM HOUSTON STATE

OU Leads:	13-7		
In Norman:	4-1		
Neutral:	9-6		
Date	Location	W/L	Score

3-31-78	Denton, Texas	L	0-2
5-5-78	Denton, Texas	W	3-2
5-6-79	Norman, Okla.	W	4-2
5-2-80	College Station, Texas	W	2-1
9-20-80	Nacogdoches, Texas	L	3-6
3-26-81	Denton, Texas	W	5-2
3-19-87	Houston, Texas	L	2-4
3-9-88	Oklahoma City, Okla.	L	0-10
3-9-88	Oklahoma City, Okla.	L	1-2
3-11-89	Norman, Okla.	W	2-1
3-12-94	Tampa, Fla.	W	9-1
2-24-96	Monroe, La.	L	1-6
2-22-04	Norman, Okla.	L	1-3
2-22-04	Norman, Okla.	W	15-10
2-11-05	Houston, Texas	W	1-0
2-12-05	Houston, Texas	W	12-2
2-19-11	Las Cruces, N.M.	W	12-4
3-5-21	Norman, Okla.	W	7-0
3-7-21	Norman, Okla.	W	17-0 (5)
3-18-22	Oklahoma City, Okla.	W	10-1 (5)

SAMFORD

OU Leads:	4-0		
in Norman	2-0		
Neutral:	2-0		
Date	Location	W/L	Score
3-9-91	Tampa, Fla.	W	2-0
2-23-92	Lafayette, La.	W	6-0
3-7-15	Norman, Okla.	W	9-0 (6)
3-8-15	Norman, Okla.	W	14-0 (5)

SAN DIEGO

OU Leads:	1-0		
Neutral:	1-0		
Date	Location	W/L	Score
3-19-22	Oklahoma City, Okla.	W	11-0 (5)

SAN DIEGO STATE

OU Leads:	11-1		
In San Diego:	2-1		
Neutral:	9-0		
Date	Location	W/L	Score
3-7-98	Tucson, Ariz.	W	4-2
3-7-98	Tucson, Ariz.	W	3-2
3-21-98	Fullerton, Calif.	W	4-1
2-23-01	Columbus, Ga.	W	8-2
3-20-01	San Diego, Calif.	L	1-4
3-16-04	San Diego, Calif.	W	4-1
2-23-08	Palm Springs, Calif.	W	1-0
2-25-10	Cathedral City, Calif.	W	4-0
2-23-12	Palm Springs, Calif.	W	5-0
2-15-13	San Diego, Calif.	W	4-0
2-19-15	Palm Springs, Calif.	W	10-1 (5)
2-10-19	Phoenix, Ariz.	W	9-0 (5)

SAN JOSE STATE

OU Trails:	0-2		
Neutral:	0-2		
Date	Location	W/L	Score
3-25-88	Sunnyvale, Calif.	L	1-7
3-19-10	Fullerton, Calif.	L	4-5

SANTA CLARA

OU Leads:	2-0		
Neutral:	2-0		
Date	Location	W/L	Score
3-26-88	Sunnyvale, Calif.	W	8-4
2-8-14	Fullerton, Calif.	W	10-1 (5)

SEATTLE

OU Leads:	1-0		
Neutral:	1-0		
Date	Location	W/L	Score
2-22-20	Palm Springs, Okla.	W	2-1

SETON HALL

OU Leads:	1-0		
Neutral:	1-0		
Date	Location	W/L	Score
2-26-05	Columbus, Ga.	W	4-1

SLIPPERY ROCK

OU Leads:	1-0		
Neutral:	1-0		
Date	Location	W/L	Score
3-4-94	Fort Myers, Fla.	W	11-0

SOUTH CAROLINA

OU Trails:	4-5		
In Norman:	2-1		
Neutral:	2-4		
Date	Location	W/L	Score
4-15-83	Ruston, La.	L	0-5
3-9-91	Tampa, Fla.	L	1-2 (8)
3-9-94	Norman, Okla.	L	2-5
3-2-96	Columbus, Ga.	L	1-2 (8)
3-21-96	Fullerton, Calif.	W	2-0
2-24-01	Columbus, Ga.	L	0-4
2-16-08	Las Vegas, Nev.	W	2-1
3-10-18	Norman, Okla.	W	4-2
3-11-18	Norman, Okla.	W	5-1

SOUTH FLORIDA

Series tied:	3-3		
In Tampa:	0-2		
Neutral:	3-1		
Date	Location	W/L	Score
3-8-91	Tampa, Fla.	L	2-3
3-12-92	Tampa, Fla.	L	0-5
2-7-03	Gainesville, Fla.	L	4-5
2-8-03	Gainesville, Fla.	W	8-0
5-16-03	Gainesville, Fla.	W	8-0\$
5-31-12	Oklahoma City, Okla.	W	5-1*

SOUTHEAST MISSOURI

OU Leads:	2-1		
In Norman:	1-1		
Neutral:	1-0		
Date	Location	W/L	Score
3-29-80	Denton, Texas	W	3-1
3-31-80	Norman, Okla.	L	1-5
3-30-81	Norman, Okla.	W	7-2

SOUTHEASTERN LOUISIANA

OU Leads:	3-0		
Neutral:	3-0		
Date	Location	W/L	Score
3-22-91	Lafayette, La.	W	4-2
3-23-91	Lafayette, La.	W	6-1
2-6-04	Baton Rouge, La.	W	5-4

SOUTHERN ILLINOIS

OU Leads:	8-2		
In Norman:	6-0		
Neutral:	2-2		
Date	Location	W/L	Score
4-7-78	Springfield, Mo.	L	3-5
3-16-81	Norman, Okla.	W	2-1
4-3-81	Springfield, Mo.	W	4-3
3-18-83	Norman, Okla.	W	1-0
3-13-84	Norman, Okla.	W	2-0
3-14-85	Norman, Okla.	W	5-0
3-12-86	Norman, Okla.	W	1-0
3-14-86	Norman, Okla.	W	1-0
2-22-97	Monroe, La.	L	0-1 (8)
2-23-97	Monroe, La.	W	4-2

SOUTHERN ILLINOIS EDWARDSVILLE

OU Leads:	2-0		
In Norman:	1-0		
Neutral:	1-0		
Date	Location	W/L	Score
3-18-85	Norman, Okla.	W	7-1
2-15-14	Tempe, Ariz.	W	7-2

SOUTHERN MISSISSIPPI

OU Trails:	2-3		
In Norman:	0-1		
Neutral:	2-2		
Date	Location	W/L	Score
5-21-99	Baton Rouge, La.	L	0-5\$
2-13-00	Grand Prairie, Texas	W	10-1
3-12-00	Norman, Okla.	L	4-5
5-27-00	Oklahoma City, Okla.	W	3-1*

SERIES HISTORY



2-25-01 Columbus, Ga. L 1-2

SOUTHERN UTAH

OU Leads: 3-0
Neutral: 3-0

Date	Location	W/L	Score
3-2-95	Las Cruces, N.M.	W	8-0
2-11-06	Las Vegas, Nev.	W	9-0
2-18-11	Las Cruces, N.M.	W	8-3

SOUTHWEST BAPTIST

OU Leads: 1-0
Neutral: 1-0

Date	Location	W/L	Score
4-5-75	Springfield, Mo.	W	19-1

STANFORD

OU Trails: 2-3
Neutral: 2-3

Date	Location	W/L	Score
3-4-00	Columbus, Ga.	W	8-0
5-29-04	Oklahoma City, Okla.	L	2-3*
2-22-08	Palm Springs, Calif.	L	2-3
2-24-12	Palm Springs, Calif.	L	0-5
2-8-13	Phoenix, Ariz.	W	6-0

STEPHEN F. AUSTIN

OU Leads: 12-0
In Norman: 3-0
In Nacogdoches: 1-0
Neutral: 8-0

Date	Location	W/L	Score
4-7-79	Springfield, Mo.	W	2-1
5-5-79	Norman, Okla.	W	4-3 (15)
9-22-79	Denton, Texas	W	3-1
9-28-79	Nacogdoches, Texas	W	4-0
4-4-80	Springfield, Mo.	W	11-0
2-16-96	Grand Prairie, Texas	W	13-0
2-25-96	Monroe, La.	W	8-2
3-8-97	Tempe, Ariz.	W	9-0
2-13-98	Grand Prairie, Texas	W	8-0
2-8-02	Grand Prairie, Texas	W	8-0
2-18-09	Norman, Okla.	W	4-3 (8)
2-18-09	Norman, Okla.	W	3-1

STETSON

OU Leads: 2-0
Neutral: 2-0

Date	Location	W/L	Score
3-18-90	Tallahassee, Fla.	W	7-6
3-18-90	Tallahassee, Fla.	W	7-0 (f)

SOUTHWESTERN OKLAHOMA STATE

OU Leads: 9-2
In Norman: 3-2
In Weatherford: 4-0
Neutral: 2-0

Date	Location	W/L	Score
4-12-75	Norman, Okla.	L	8-10
4-19-75	Weatherford, Okla.	W	10-2
4-9-76	Norman, Okla.	L	2-9
4-2-77	Edmond, Okla.	W	9-1
4-5-77	Norman, Okla.	W	7-6
4-13-77	Weatherford, Okla.	W	14-4
4-29-77	Oklahoma City, Okla.	W	12-2
3-29-78	Weatherford, Okla.	W	11-0
4-4-78	Norman, Okla.	W	11-5
3-28-79	Weatherford, Okla.	W	17-1
4-19-79	Norman, Okla.	W	8-4

SYRACUSE

OU Leads: 6-0
Neutral: 6-0

Date	Location	W/L	Score
3-18-05	Fullerton, Calif.	W	3-0
5-21-10	College Park, Md.	W	10-0\$
2-22-14	Palm Springs, Calif.	W	6-2
2-13-16	Las Vegas, Nev.	W	7-0
2-8-19	Phoenix, Ariz.	W	6-0
2-13-16	Phoenix, Ariz.	W	9-1 (5)

TARKIO

OU Trails: 1-3
In Norman: 1-1
Neutral: 0-2

Date	Location	W/L	Score
4-8-77	Springfield, Mo.	L	6-7
3-24-78	Norman, Okla.	L	1-4
4-1-78	Denton, Texas	L	2-4
3-22-79	Norman, Okla.	W	5-3

TARLETON STATE

OU Leads: 2-0
Neutral: 2-0

Date	Location	W/L	Score
3-14-97	Houston, Texas	W	4-0
2-22-21	Houston, Texas	W	13-0 (5)

TEMPLE

OU Leads: 5-0
In Norman: 2-0
Neutral: 3-0

Date	Location	W/L	Score
3-12-93	Tampa, Fla.	W	2-1
3-13-93	Tampa, Fla.	W	3-1
5-20-04	Tucson, Ariz.	W	5-0\$
3-3-07	Norman, Okla.	W	10-0
3-4-07	Norman, Okla.	W	21-0

TENNESSEE

OU Leads: 6-5
In Norman: 2-2
In Knoxville: 1-0
Neutral: 3-3

Date	Location	W/L	Score
3-6-09	Norman, Okla.	L	1-4
3-7-09	Oklahoma City, Okla.	L	5-6 (8)
2-14-10	Clermont, Fla.	L	2-4
6-3-13	Oklahoma City, Okla.	W	5-3 (12)^
6-4-13	Oklahoma City, Okla.	W	4-0*
5-23-14	Norman, Okla.	W	8-1%
5-24-14	Norman, Okla.	L	0-4%
5-25-14	Norman, Okla.	W	8-2%
4-23-16	Knoxville, Tenn.	W	9-0
2-23-17	Palm Springs, Calif.	L	1-2
2-26-22	Palm Springs, Calif.	W	9-8 (10)

TENNESSEE TECH

OU Leads: 4-0
Neutral: 4-0

Date	Location	W/L	Score
3-15-91	Fort Myers, Fla.	W	5-1
3-15-91	Fort Myers, Fla.	W	7-3
3-9-92	Fort Myers, Fla.	W	6-0
2-19-00	Tucson, Ariz.	W	16-1

TEXAS

OU Leads: 53-25
In Norman: 22-8
In Austin: 19-10
Neutral: 12-7

Date	Location	W/L	Score
4-19-97	Austin, Texas	L	1-4*
4-19-97	Austin, Texas	W	10-0*
5-2-97	Oklahoma City, Okla.	W	6-5!
3-22-98	Fullerton, Calif.	L	0-2*
4-18-98	Norman, Okla.	L	0-1*
4-18-98	Norman, Okla.	W	5-4*
5-1-98	Oklahoma City, Okla.	W	1-0!
3-20-99	Fullerton, Calif.	L	1-5*
4-18-99	Austin, Texas	W	2-1*
4-18-99	Austin, Texas	L	0-1*
3-4-00	Columbus, Ga.	W	8-1
4-8-00	Austin, Texas	W	5-1*
4-9-00	Austin, Texas	W	9-5*
5-12-00	Oklahoma City, Okla.	W	11-0!
4-7-01	Norman, Okla.	W	4-1*
4-8-01	Norman, Okla.	W	7-4*
3-15-02	Fullerton, Calif.	L	0-1
4-14-02	Norman, Okla.	L	1-2 (10)*
4-14-02	Norman, Okla.	L	2-3*
5-4-02	Oklahoma City, Okla.	W	4-0!
5-5-02	Oklahoma City, Okla.	L	0-2!
5-18-02	Norman, Okla.	W	4-1\$

4-11-03	Austin, Texas	L	0-1 (9)*
4-12-03	Austin, Texas	L	1-2*
5-2-03	Oklahoma City, Okla.	L	0-1!
5-4-03	Oklahoma City, Okla.	L	0-1!
4-3-04	Norman, Okla.	W	3-2*
4-4-04	Norman, Okla.	W	9-6*
4-9-05	Norman, Okla.	L	2-4*
4-10-05	Norman, Okla.	W	4-0*
5-13-05	Oklahoma City, Okla.	L	1-3!
4-14-06	Norman, Okla.	L	4-9*
4-15-06	Norman, Okla.	L	0-2*
3-24-07	Austin, Texas	W	7-0*
3-25-07	Austin, Texas	L	4-5 (10)*
4-26-08	Norman, Okla.	W	8-0*
4-27-08	Norman, Okla.	W	8-0*
3-28-09	Austin, Texas	L	6-15*
3-29-09	Austin, Texas	L	7-9*
5-9-09	Oklahoma City, Okla.	W	6-2!
4-30-11	Austin, Texas	W	5-2*
5-1-11	Austin, Texas	L	3-5*
5-4-12	Norman, Okla.	W	5-2 (8)*
5-5-12	Norman, Okla.	W	9-3*
5-6-12	Norman, Okla.	L	5-12*
4-19-13	Austin, Texas	W	6-1*
4-20-13	Austin, Texas	L	2-4*
4-21-13	Austin, Texas	W	5-3*
6-1-13	Oklahoma City, Okla.	W	10-2 (5)*
4-17-14	Norman, Okla.	W	4-1*
4-18-14	Norman, Okla.	L	0-9 (6)*
4-19-14	Norman, Okla.	W	8-0 (5)*
4-10-15	Austin, Texas	W	8-0*
4-10-15	Austin, Texas	W	3-1*
4-11-15	Austin, Texas	W	4-0*
4-15-16	Norman, Okla.	W	9-8*
4-15-16	Norman, Okla.	W	5-3*
4-16-16	Norman, Okla.	W	5-3*
4-7-17	Austin, Texas	W	3-2*
4-8-17	Austin, Texas	W	3-1*
4-9-17	Austin, Texas	W	6-0*
5-12-17	Oklahoma City, Okla.	W	3-0!
4-27-18	Norman, Okla.	W	6-0*
4-28-18	Norman, Okla.	W	7-1*
4-29-18	Norman, Okla.	W	5-4 (8)*
5-11-18	Oklahoma City, Okla.	W	10-1 (6)!
4-18-19	Austin, Texas	W	3-1*
4-19-19	Austin, Texas	W	4-3 (8)*
4-20-19	Austin, Texas	W	9-2*
4-16-21	Norman, Okla.	W	11-1 (5)*
4-17-21	Norman, Okla.	W	10-2 (5)*
4-18-21	Norman, Okla.	W	9-0 (5)*
4-14-22	Austin, Texas	W	3-0*
4-15-22	Austin, Texas	W	9-1 (5)*
4-16-22	Austin, Texas	L	2-4*
6-4-22	Oklahoma City, Okla.	W	7-2*
6-8-22	Oklahoma City, Okla.	W	16-0*
6-9-22	Oklahoma City, Okla.	W	10-5*

TEXAS A&M

OU Leads: 52-30
In Norman: 26-8
In College Station: 13-12
Neutral: 13-10

Date	Location	W/L	Score
4-22-77	Norman, Okla.	L	0-7
4-8-78	Springfield, Mo.	L	1-6
4-8-79	Springfield, Mo.	W	3-0
5-5-79	Norman, Okla.	L	0-1
5-6-79	Norman, Okla.	L	0-3
9-14-79	College Station, Texas	L	0-5
9-15-79	College Station, Texas	L	1-5
9-21-79	Denton, Texas	L	3-4
9-29-79	Nacogdoches, Texas	W	3-2
3-28-80	Denton, Texas	L	0-7
5-1-80	College Station, Texas	L	0-1
9-13-80	San Antonio, Texas	L	3-4
9-19-80	Nacogdoches, Texas	L	1-2
10-9-80	Denton, Texas	L	3-13
3-21-81	Norman, Okla.	W	1-0
3-9-82	Bryan, Texas	L	0-3
3-9-82	Bryan, Texas	L	0-1
3-17-84	Norman, Okla.	L	0-1
3-16-85	Norman, Okla.	W	1-0



SERIES HISTORY

4-24-86	Logan, Utah	W	3-1
3-17-89	Sunnyvale, Calif.	L	3-5
4-15-89	Oklahoma City, Okla.	W	7-4
2-20-94	Grand Prairie, Texas	L	4-9
3-24-94	Sacramento, Calif.	W	3-1
4-1-94	Sand Springs, Okla.	W	1-0
2-17-95	Grand Prairie, Texas	W	2-0
2-25-95	College Station, Texas	W	5-1
4-6-96	Norman, Okla.	W	6-2*
4-6-96	Norman, Okla.	W	4-2*
4-7-96	Norman, Okla.	W	2-1 (11)*
3-15-97	Houston, Texas	W	5-0
4-20-97	College Station, Texas	L	2-8*
4-20-97	College Station, Texas	W	8-7*
4-19-98	Norman, Okla.	W	1-0 (9)*
4-19-98	Norman, Okla.	L	1-3*
4-17-99	College Station, Texas	W	3-0*
4-17-99	College Station, Texas	W	6-4*
3-25-00	College Station, Texas	W	4-2*
3-26-00	College Station, Texas	W	4-1*
5-11-00	Oklahoma City, Okla.	L	6-9!
3-23-01	Norman, Okla.	W	5-1*
3-24-01	Norman, Okla.	W	8-0*
5-9-01	Oklahoma City, Okla.	W	7-0!
3-23-02	College Station, Texas	W	6-1*
3-24-02	College Station, Texas	W	2-1*
5-17-02	Norman, Okla.	W	7-0\$
5-19-02	Norman, Okla.	W	8-1\$
4-26-03	Norman, Okla.	W	4-2*
4-27-03	Norman, Okla.	W	12-5*
5-2-03	Oklahoma City, Okla.	W	4-0 (9)!
3-27-04	College Station, Texas	L	0-1*
3-28-04	College Station, Texas	L	4-5*
4-16-05	Norman, Okla.	W	15-7*
4-17-05	Norman, Okla.	L	1-4*
5-13-05	Oklahoma City, Okla.	W	6-2!
3-18-06	Fullerton, Calif.	L	6-7
4-8-06	College Station, Texas	W	4-0*
4-9-06	College Station, Texas	L	1-5*
5-11-06	Oklahoma City, Okla.	W	13-6!
3-31-07	Norman, Okla.	W	4-2*
4-1-07	Norman, Okla.	L	4-9*
4-12-08	College Station, Texas	L	2-4*
4-13-08	College Station, Texas	L	0-1*
4-18-09	Norman, Okla.	W	7-3*
4-19-09	Norman, Okla.	W	3-1*
4-10-10	College Station, Texas	W	6-0*
4-11-10	College Station, Texas	W	9-4*
5-15-10	Oklahoma City, Okla.	W	5-1!
4-22-11	Norman, Okla.	L	0-3*
4-23-11	Norman, Okla.	W	2-0*
4-13-12	College Station, Texas	W	6-1*
4-14-12	College Station, Texas	W	5-2*
4-14-12	College Station, Texas	L	0-4*
5-24-13	Norman, Okla.	W	10-2 (6)%
5-25-13	Norman, Okla.	W	8-0 (5)%
5-17-14	Norman, Okla.	W	9-8\$
5-18-14	Norman, Okla.	W	11-6\$
5-16-15	Norman, Okla.	W	7-5\$
5-17-15	Norman, Okla.	W	2-0\$
2-21-20	Palm Springs, Calif.	W	2-1
5-21-22	Norman, Okla.	W	3-2\$
5-22-22	Norman, Okla.	W	20-0 (5)\$

TEXAS A&M CORPUS CHRISTI

OU Leads:	2-0		
In Norman:	2-0		
Neutral:	12-13		
Date	Location	W/L	Score
3-7-02	Norman, Okla.	W	5-4 (9)
3-8-02	Norman, Okla.	W	10-0

TEXAS-ARLINGTON

OU Leads:	24-19		
In Norman:	12-6		
Neutral:	12-13		
Date	Location	W/L	Score
4-3-76	Norman, Okla.	L	2-18
3-24-78	Norman, Okla.	W	3-1
3-31-78	Denton, Texas	L	1-2
3-23-79	Norman, Okla.	L	2-4
9-28-79	Nacogdoches, Texas	W	3-1
3-28-80	Denton, Texas	W	3-2

3-29-80	Denton, Texas	W	7-1
4-1-80	Norman, Okla.	W	9-1
9-19-80	Nacogdoches, Texas	L	3-4
3-7-82	Grand Prairie, Texas	L	1-2 (12)
3-7-82	Grand Prairie, Texas	W	2-1
5-6-82	Oklahoma City, Okla.	W	5-4
5-8-82	Oklahoma City, Okla.	W	3-0
4-18-84	Norman, Okla.	W	4-0
4-18-84	Norman, Okla.	L	0-3
4-25-84	Grand Prairie, Texas	L	0-1 (9)
4-25-84	Grand Prairie, Texas	L	1-2 (8)
3-28-85	Grand Prairie, Texas	W	2-0
3-28-85	Grand Prairie, Texas	L	0-1
4-15-87	Norman, Okla.	W	3-2
3-10-88	Norman, Okla.	L	0-2
4-13-88	Norman, Okla.	W	2-1
3-11-89	Norman, Okla.	L	0-1
4-12-89	Norman, Okla.	W	5-0
4-4-90	Grand Prairie, Texas	L	0-1
4-4-90	Grand Prairie, Texas	L	2-3
2-24-91	Grand Prairie, Texas	L	0-2
2-24-91	Grand Prairie, Texas	L	2-5
2-15-92	Grand Prairie, Texas	W	3-2
2-15-92	Grand Prairie, Texas	L	1-8
4-15-92	Norman, Okla.	W	2-1
4-15-92	Norman, Okla.	W	8-1
2-13-93	Grand Prairie, Texas	L	1-2
2-14-93	Grand Prairie, Texas	L	2-10
4-27-93	Norman, Okla.	L	1-4
4-27-93	Norman, Okla.	W	4-3
2-18-94	Grand Prairie, Texas	W	4-2
4-20-94	Norman, Okla.	W	2-0
4-20-94	Norman, Okla.	W	5-1
2-17-95	Grand Prairie, Texas	W	10-4
2-8-02	Grand Prairie, Texas	W	4-0
5-17-03	Gainesville, Fla.	W	6-2\$
3-10-21	Norman, Okla.	W	14-0 (5)

TEXAS LUTHERAN

OU Leads:	1-0		
Neutral:	1-0		
Date	Location	W/L	Score
3-14-97	Houston, Texas	W	2-0

TEXAS-PAN AMERICAN

OU Leads:	1-0		
Neutral:	1-0		
Date	Location	W/L	Score
9-12-80	San Antonio, Texas	W	14-2

TEXAS-SAN ANTONIO

OU Leads:	3-1		
In Norman:	1-0		
Neutral:	2-1		
Date	Location	W/L	Score
2-18-96	Grand Prairie, Texas	L	2-3
2-13-00	Arlington, Texas	W	3-2
3-11-00	Norman, Okla.	W	5-3
2-9-02	Grand Prairie, Texas	W	9-1

TEXAS STATE

OU Leads:	6-1		
In Norman:	1-1		
Neutral:	5-0		
Date	Location	W/L	Score
3-6-87	Norman, Okla.	L	3-4
3-6-87	Norman, Okla.	W	4-2
2-17-95	Grand Prairie, Texas	W	6-1
2-13-98	Grand Prairie, Texas	W	3-0 (8)
2-12-00	Grand Prairie, Texas	W	9-0
2-15-09	Houston, Texas	W	3-2
2-20-22	Houston, Texas	W	8-0 (5)

TEXAS TECH

OU Leads:	66-7		
In Norman:	30-4		
In Lubbock:	28-1		
Neutral:	8-2		
Date	Location	W/L	Score
4-22-77	Norman, Okla.	W	7-1
9-13-80	San Antonio, Texas	W	15-2
10-11-80	Denton, Texas	W	11-0

3-8-85	Las Cruces, N.M.	W	4-2
5-4-96	Norman, Okla.	W	6-2*
5-4-96	Norman, Okla.	W	6-0*
5-4-96	Norman, Okla.	W	6-1*
4-6-97	Norman, Okla.	W	3-0*
4-6-97	Norman, Okla.	W	6-2*
3-8-98	Tucson, Ariz.	L	0-1
4-5-98	Lubbock, Texas	W	6-1*
4-5-98	Lubbock, Texas	W	8-0*
4-24-99	Norman, Okla.	L	1-4*
5-14-99	Oklahoma City, Okla.	L	1-2!
4-15-00	Norman, Okla.	W	5-0*
4-16-00	Norman, Okla.	W	7-1*
4-13-01	Lubbock, Texas	W	8-0*
4-14-01	Lubbock, Texas	W	5-0*
5-10-01	Oklahoma City, Okla.	W	2-1!
3-29-02	Norman, Okla.	W	3-1*
3-29-02	Norman, Okla.	W	4-0*
4-18-03	Lubbock, Texas	W	6-2*
4-18-03	Lubbock, Texas	W	10-0*
4-21-04	Norman, Okla.	W	7-3*
4-21-04	Norman, Okla.	W	4-3*
4-11-05	Lubbock, Texas	W	8-5*
4-11-05	Lubbock, Texas	W	9-2*
3-28-06	Norman, Okla.	L	2-4*
3-28-06	Norman, Okla.	W	7-3*
3-22-07	Lubbock, Texas	W	7-0*
3-22-07	Lubbock, Texas	W	7-3*
5-12-07	Oklahoma City, Okla.	W	6-3!
4-10-08	Norman, Okla.	W	3-2*
4-10-08	Norman, Okla.	W	8-3*
3-10-09	Lubbock, Texas	W	6-1*
3-10-09	Lubbock, Texas	W	12-0*
4-15-10	Norman, Okla.	W	9-7*
4-15-10	Norman, Okla.	L	6-7 (9)*
5-15-10	Oklahoma City, Okla.	W	2-0!
4-2-11	Lubbock, Texas	L	0-5*
4-3-11	Lubbock, Texas	W	7-6*
4-5-12	Norman, Okla.	W	3-1*
4-6-12	Norman, Okla.	L	4-5*
4-7-12	Norman, Okla.	W	4-1*
4-12-13	Lubbock, Texas	W	9-0 (6)*
4-13-13	Lubbock, Texas	W	6-0*
4-14-13	Lubbock, Texas	W	13-7*
5-2-14	Norman, Okla.	W	5-0*
5-3-14	Norman, Okla.	W	5-1*
5-4-14	Norman, Okla.	W	13-0 (5)*
3-27-15	Lubbock, Texas	W	9-1*
3-28-15	Lubbock, Texas	W	13-5 (6)*
3-29-15	Lubbock, Texas	W	21-6 (5)*
5-6-16	Norman, Okla.	W	8-0 (5)*
5-7-16	Norman, Okla.	W	4-0*
5-8-16	Norman, Okla.	W	10-1 (5)*
4-28-17	Lubbock, Texas	W	4-2*
4-29-17	Lubbock, Texas	W	12-0 (5)*
4-30-17	Lubbock, Texas	W	14-3 (5)*
5-12-17	Oklahoma City, Okla.	W	2-0!
3-23-18	Norman, Okla.	W	8-0 (5)*
3-24-18	Norman, Okla.	W	8-0 (5)*
3-25-18	Norman, Okla.	W	19-1 (5)*
3-22-19	Lubbock, Texas	W	5-1*
3-23-19	Lubbock, Texas	W	8-3*
3-24-19	Lubbock, Texas	W	13-1 (6)*
4-24-21	Norman, Okla.	W	15-0 (5)*
4-24-21	Norman, Okla.	W	5-0*
4-25-21	Norman, Okla.	W	20-0 (5)*
5-14-21	Oklahoma City, Okla.	W	8-2!
4-8-22	Lubbock, Texas	W	11-0 (5)*
4-9-22	Lubbock, Texas	W	11-0 (5)*
4-10-22	Lubbock, Texas	W	21-0 (5)*

TEXAS WESLEYAN

OU Leads:	9-2		
Neutral:	9-2		
Date	Location	W/L	Score
3-31-78	Denton, Texas	W	6-3
5-6-78	Denton, Texas	L	1-2
3-30-79	Denton, Texas	W	5-0
9-14-79	College Station, Texas	W	2-1
9-21-79	Denton, Texas	L	0-1
10-10-80	Denton, Texas	W	8-0
10-9-81	Stillwater, Okla.	W	1-0

SERIES HISTORY



3-8-82	Grand Prairie, Texas	W	4-2
3-8-82	Grand Prairie, Texas	W	6-1
2-23-91	Grand Prairie, Texas	W	2-0
2-23-91	Grand Prairie, Texas	W	5-0

TEXAS WOMAN'S

OU Trails:	2-14		
In Norman:	0-1		
In Denton:	0-2		
Neutral:	2-13		
Date	Location	W/L	Score
5-16-75	Omaha, Neb.	L	2-9
3-29-77	Ardmore, Okla.	L	2-3
4-9-77	Springfield, Mo.	L	1-6
4-11-78	Ardmore, Okla.	L	0-1 (11)
4-11-78	Ardmore, Okla.	W	1-0
5-5-78	Denton, Texas	L	2-3 (11)
3-24-79	Norman, Okla.	L	0-4
4-7-79	Springfield, Mo.	L	0-1 (20)
9-28-79	Nacogdoches, Texas	L	0-1
9-29-79	Nacogdoches, Texas	L	0-4
10-2-79	Ardmore, Okla.	L	3-4
10-2-79	Ardmore, Okla.	L	1-4
3-29-80	Denton, Texas	L	0-4
4-5-80	Springfield, Mo.	L	0-1
5-2-80	College Station, Texas	W	1-0
10-10-80	Stillwater, Okla.	L	1-6
5-2-81	Shawnee, Okla.	L	0-6

TOLEDO

Series tied:	1-1		
Neutral:	1-1		
Date	Location	W/L	Score
2-17-90	Tucson, Ariz.	L	2-10
3-28-92	San Jose, Calif.	W	15-5

TROY

OU Leads:	2-0		
In Norman:	2-0		
Date	Location	W/L	Score
3-4-06	Norman, Okla.	W	13-2
3-5-06	Norman, Okla.	W	2-1 (8)

TULSA

OU Leads:	46-10		
In Norman:	27-4		
In Tulsa:	14-6		
Neutral:	5-0		
Date	Location	W/L	Score
2-19-94	Grand Prairie, Texas	W	11-10
3-18-94	Stillwater, Okla.	W	10-3
3-29-94	Broken Arrow, Okla.	W	6-1
3-29-94	Broken Arrow, Okla.	W	7-2
4-1-94	Sand Springs, Okla.	W	13-2
4-19-94	Norman, Okla.	W	1-0
4-19-94	Norman, Okla.	W	3-2
4-18-95	Broken Arrow, Okla.	W	3-1
4-18-95	Broken Arrow, Okla.	W	9-0
2-24-96	Monroe, La.	W	7-0
4-11-96	Oklahoma City, Okla.	W	7-0
4-11-96	Oklahoma City, Okla.	W	7-2
2-15-97	Oklahoma City, Okla.	W	9-1
4-23-97	Broken Arrow, Okla.	W	9-2
2-14-98	Grand Prairie, Texas	W	6-0
3-29-00	Norman, Okla.	W	4-1
3-29-00	Norman, Okla.	W	1-0
2-10-01	Arlington, Texas	W	17-1
2-18-01	Norman, Okla.	W	7-1
4-25-01	Sand Springs, Okla.	W	13-2
5-3-01	Norman, Okla.	W	9-0
3-27-02	Tulsa, Okla.	W	14-6
4-30-02	Norman, Okla.	W	11-2
4-22-03	Tulsa, Okla.	W	8-0
4-28-03	Norman, Okla.	L	4-5
4-5-04	Tulsa, Okla.	L	0-2
5-11-04	Norman, Okla.	W	4-3
3-23-05	Tulsa, Okla.	L	2-4
4-20-05	Norman, Okla.	L	2-6
3-8-06	Tulsa, Okla.	W	8-0
4-19-06	Norman, Okla.	W	3-0
2-20-07	Norman, Okla.	W	5-3
3-7-07	Tulsa, Okla.	L	0-2

2-27-08	Norman, Okla.	W	8-0
3-5-08	Tulsa, Okla.	L	3-5
2-25-09	Tulsa, Okla.	W	7-3
3-4-09	Norman, Okla.	W	5-3
5-16-09	Norman, Okla.	L	3-5\$
3-3-10	Norman, Okla.	W	7-0
3-23-10	Tulsa, Okla.	L	4-5 (9)
3-9-11	Norman, Okla.	W	9-0 (5)
3-23-11	Tulsa, Okla.	L	0-1
5-21-11	Norman, Okla.	W	6-0\$
5-22-11	Norman, Okla.	L	3-4 (9)\$
5-22-11	Norman, Okla.	W	5-0\$
5-19-12	Norman, Okla.	W	7-1
4-4-13	Tulsa, Okla.	W	3-1
3-9-14	Norman, Okla.	W	1-0
5-4-16	Tulsa, Okla.	W	4-1
3-8-17	Norman, Okla.	W	1-0 (10)
5-21-17	Norman, Okla.	W	6-4 (10)\$
5-22-17	Norman, Okla.	W	3-0\$
4-17-18	Tulsa, Okla.	W	1-0
5-19-18	Norman, Okla.	W	8-0 (6)\$
3-27-19	Norman, Okla.	W	10-1 (5)
4-6-22	Norman, Okla.	W	9-0 (5)

UAB

OU Leads:	10-1		
In Norman:	7-1		
Neutral:	3-0		
Date	Location	W/L	Score
2-14-03	Norman, Okla.	W	7-0
2-14-03	Norman, Okla.	L	5-6
2-6-09	Honolulu, Hawaii	W	18-0
2-7-09	Honolulu, Hawaii	W	13-1
4-26-14	Norman, Okla.	W	11-3 (5)
4-26-14	Norman, Okla.	W	8-4
4-27-14	Norman, Okla.	W	6-4
3-25-17	Oklahoma City, Okla.	W	5-2
3-26-17	Norman, Okla.	W	15-0 (5)
4-1-22	Norman, Okla.	W	11-1 (5)
4-2-22	Norman, Okla.	W	2-0

UC DAVIS

OU Leads:	1-0		
Neutral:	1-0		
Date	Location	W/L	Score
2-23-12	Palm Springs, Calif.	W	10-0 (5)

UC RIVERSIDE

OU Leads:	3-0		
Neutral:	3-0		
Date	Location	W/L	Score
2-28-03	Tempe, Ariz.	W	7-4
3-2-03	Tempe, Ariz.	W	13-1
2-15-13	San Diego, Calif.	W	7-0

UC SAN DIEGO

OU Leads:	1-0		
Neutral:	1-0		
Date	Location	W/L	Score
2-13-22	Irvine, Calif.	W	8-0 (5)

UC SANTA BARBARA

OU Leads:	7-0		
In Santa Barbara:	1-0		
Neutral:	6-0		
Date	Location	W/L	Score
2-24-06	Palm Springs, Calif.	W	6-2
2-8-08	Los Angeles, Calif.	W	12-1
2-22-13	Palm Springs, Calif.	W	5-2
3-16-17	Los Angeles, Calif.	W	8-1
2-24-19	Palm Springs, Calif.	W	8-0 (6)
3-14-19	Los Angeles, Calif.	W	12-1
2-10-22	Santa Barbara, Calif.	W	14-0 (5)

UCLA

OU Trails:	7-13		
In Los Angeles:	1-3		
Neutral:	6-10		
Date	Location	W/L	Score
3-9-81	Los Angeles, Calif.	L	2-3
3-9-81	Los Angeles, Calif.	L	0-11
2-16-90	Tucson, Ariz.	L	1-7

3-13-94	Tampa, Fla.	L	0-3
5-29-00	Oklahoma City, Okla.	W	3-1*
5-25-02	Oklahoma City, Okla.	L	0-2*
2-26-06	Palm Springs, Calif.	L	0-2
2-8-08	Los Angeles, Calif.	L	1-6
2-10-08	Los Angeles, Calif.	W	7-0
2-25-11	Cathedral City, Calif.	L	0-3
2-21-14	Palm Springs, Calif.	L	2-3
2-27-16	Palm Springs, Calif.	W	11-7
2-24-17	Palm Springs, Calif.	W	10-1 (5)
2-22-19	Palm Springs, Calif.	L	1-7
6-3-19	Oklahoma City, Okla.	L	3-16*
6-4-19	Oklahoma City, Okla.	L	4-5*
6-5-21	Oklahoma City, Okla.	W	10-3*
2-12-22	Irvine, Calif.	W	4-1
6-6-22	Oklahoma City, Okla.	L	3-7*
6-6-22	Oklahoma City, Okla.	W	15-0*

UMBC

OU Leads:	1-0		
In Norman:	1-0		
Date	Location	W/L	Score
5-17-19	Norman, Okla.	W	12-0 (5)\$

UMKC

OU Leads:	7-0		
In Norman:	5-0		
Neutral:	2-0		
Date	Location	W/L	Score
3-3-03	Norman, Okla.	W	4-0
3-3-03	Norman, Okla.	W	8-0
3-10-07	Norman, Okla.	W	10-2
3-15-10	Norman, Okla.	W	17-1
3-25-16	Norman, Okla.	W	10-0 (5)
3-26-16	Oklahoma City, Okla.	W	8-4
3-12-21	Oklahoma City, Okla.	W	6-2

UNLV

OU Leads:	9-3		
In Las Vegas:	4-0		
Neutral:	5-3		
Date	Location	W/L	Score
4-15-82	Las Vegas, Nev.	W	10-0
5-19-95	Stillwater, Okla.	L	2-10\$
5-21-95	Stillwater, Okla.	W	2-1\$
5-21-95	Stillwater, Okla.	L	0-2\$
3-20-97	Fullerton, Calif.	W	7-3
3-20-98	Fullerton, Calif.	W	5-3
3-18-99	Fullerton, Calif.	L	3-7
3-17-00	Fullerton, Calif.	W	10-5
3-13-03	Fullerton, Calif.	W	5-2
3-5-05	Las Vegas, Nev.	W	4-3
2-11-06	Las Vegas, Nev.	W	5-3
2-10-12	Las Vegas, Nev.	W	5-0

US INTERNATIONAL

OU Leads:	3-0		
Neutral:	3-0		
Date	Location	W/L	Score
3-31-83	Long Beach, Calif.	W	6-0
4-2-83	San Diego, Okla.	W	6-3
3-21-86	Fullerton, Calif.	W	4-0

USAO

OU Leads:	3-2		
In Norman:	3-1		
In Chickasha:	0-1		
Date	Location	W/L	Score
3-20-75	Norman, Okla.	W	6-0
3-20-75	Norman, Okla.	W	13-5
3-25-75	Chickasha, Okla.	L	3-4
4-12-75	Norman, Okla.	W	7-2
3-23-76	Norman, Okla.	L	6-16

UTAH

OU Leads:	20-5		
In Norman:	5-1		
In Salt Lake City:	2-0		
Neutral:	13-4		
Date	Location	W/L	Score
3-23-82	Norman, Okla.	L	0-5
4-15-82	Las Vegas, Nev.	L	1-4



SERIES HISTORY

5-21-82	Norman, Okla.	W	4-2
3-7-85	Las Cruces, N.M.	L	1-10
3-22-85	Fullerton, Calif.	W	3-0
3-20-86	Fullerton, Calif.	W	1-0
2-16-90	Tucson, Ariz.	L	1-3
3-25-95	Sacramento, Calif.	W	4-1 (9)
5-20-95	Stillwater, Okla.	W	6-1\$
2-16-96	Grand Prairie, Texas	W	4-0
3-1-96	Columbus, Ga.	W	3-0
3-3-96	Columbus, Ga.	L	2-5 (8)
2-9-02	Grand Prairie, Texas	W	6-1
2-22-02	Columbus, Ga.	W	8-1
3-16-02	Fullerton, Calif.	W	8-0
5-16-02	Norman, Okla.	W	6-0\$
3-15-06	Fullerton, Calif.	W	4-1
3-12-10	Norman, Okla.	W	12-1
3-13-10	Norman, Okla.	W	9-5
3-18-10	Fullerton, Calif.	W	3-0
2-25-16	Palm Springs, Calif.	W	6-2
3-31-19	Salt Lake City, Utah	W	11-2 (6)
3-31-19	Salt Lake City, Utah	W	13-3 (5)
3-6-20	Norman, Okla.	W	10-2 (5)
2-27-22	Palm Springs, Calif.	W	2-1

UTAH STATE

OU Trails:	2-6		
In Logan:	0-1		
Neutral:	2-5		
Date	Location	W/L	Score
3-21-85	Fullerton, Calif.	L	1-2 (10)
3-21-85	Fullerton, Calif.	L	0-1
3-8-86	Albuquerque, N.M.	L	3-5
4-24-86	Logan, Utah	L	0-5
3-17-89	Sunnyvale, Calif.	L	2-4
3-27-92	San Jose, Calif.	L	0-7
3-21-97	Fullerton, Calif.	W	6-0
3-15-01	Fullerton, Calif.	W	8-0

UTAH VALLEY

OU Leads:	4-0		
In Norman:	4-0		
Date	Location	W/L	Score
3-11-06	Norman, Okla.	W	19-7
3-12-06	Norman, Okla.	W	14-1
5-2-15	Norman, Okla.	W	13-0 (5)
5-3-15	Norman, Okla.	W	14-0 (5)

UTEP

OU Leads:	4-0		
In Norman:	2-0		
In El Paso:	2-0		
Date	Location	W/L	Score
3-12-05	Norman, Okla.	W	9-0
3-13-05	Norman, Okla.	W	6-3
2-11-21	El Paso, Texas	W	29-0 (5)
2-12-21	El Paso, Texas	W	21-2 (5)

VALPARASIO

OU Leads:	2-0		
In Norman:	2-0		
Date	Location	W/L	Score
3-10-05	Norman, Okla.	W	7-2
3-10-05	Norman, Okla.	W	9-2

VILLANOVA

OU Leads:	2-0		
Neutral:	2-0		
Date	Location	W/L	Score
3-4-94	Fort Myers, Fla.	W	9-0
2-21-03	Columbus, Ga.	W	3-1

VIRGINIA:

OU Leads:	3-1		
Neutral:	3-1		
Date	Location	W/L	Score
3-9-90	Tampa, Fla.	L	0-1
3-11-94	Tampa, Fla.	W	2-1
3-20-10	Fullerton, Calif.	W	2-0
3-16-12	Fullerton, Calif.	W	9-1

VIRGINIA TECH

OU Leads:	1-0
------------------	------------

Neutral:	1-0		
Date	Location	W/L	Score
2-17-12	Auburn, Ala.	W	10-0 (5)

WASHBURN

OU Leads:	3-2		
In Topeka:	3-2		
Date	Location	W/L	Score
4-11-91	Topeka, Kan.	W	7-0
4-11-91	Topeka, Kan.	L	0-3
4-17-92	Topeka, Kan.	L	1-6
4-17-92	Topeka, Kan.	W	4-2
4-8-94	Topeka, Kan.	W	17-0

WASHINGTON

OU Leads:	14-13		
In Norman:	4-0		
In Seattle:	1-2		
Neutral:	9-11		
Date	Location	W/L	Score
3-3-95	San Diego, Calif.	L	2-3
3-2-97	Columbus, Ga.	W	1-0
3-22-97	Fullerton, Calif.	W	11-2
3-1-98	Columbus, Ga.	L	0-3
3-18-99	Fullerton, Calif.	L	0-4
5-19-01	Norman, Okla.	W	3-2\$
5-20-01	Norman, Okla.	W	10-2\$
5-22-03	Oklahoma City, Okla.	L	1-3^
3-20-04	Fullerton, Calif.	L	0-1 (8)
5-27-04	Oklahoma City, Okla.	W	6-2
3-5-05	Las Vegas, Nev.	W	8-1^
2-10-06	Las Vegas, Nev.	L	4-12
2-26-10	Cathedral City, Calif.	L	4-7
5-27-10	Seattle, Wash.	W	6-1%
5-28-10	Seattle, Wash.	L	0-3%
5-28-10	Seattle, Wash.	L	0-4%
3-19-11	Fullerton, Calif.	W	7-6 (8)
2-16-13	San Diego, Calif.	W	2-0
6-2-13	Oklahoma City, Okla.	W	6-2^
2-16-14	Tempe, Ariz.	L	1-3
2-13-15	Tempe, Ariz.	W	8-7
2-12-16	Las Vegas, Nev.	L	3-10
2-11-17	Puerto Vallarta, Mexico	L	0-1
6-2-17	Oklahoma City, Okla.	W	3-1^
5-31-18	Oklahoma City, Okla.	L	0-2^
6-3-18	Oklahoma City, Okla.	L	0-3^
2-22-20	Palm Springs, Calif.	L	2-12
5-28-21	Norman, Okla.	W	4-2%
5-29-21	Norman, Okla.	W	9-1 (5)%

WAYNE STATE

OU Leads:	1-0		
Neutral:	1-0		
Date	Location	W/L	Score
3-31-78	Denton, Texas	W	4-1

WEBER STATE

OU Leads:	2-0		
Neutral:	2-0		
Date	Location	W/L	Score
2-11-12	Las Vegas, Nev.	W	12-2 (5)
2-9-18	Phoenix, Ariz.	W	6-3

WEST TEXAS A&M

OU Leads:	6-2		
In Norman:	1-1		
In Amarillo:	2-0		
Neutral:	3-1		
Date	Location	W/L	Score
10-3-79	Weatherford, Okla.	W	8-1
10-3-79	Weatherford, Okla.	W	16-1
3-8-80	Amarillo, Texas	W	13-1
3-8-80	Amarillo, Texas	W	11-1
9-28-80	Denton, Texas	L	0-4
5-3-81	Norman, Okla.	L	5-6 (13)
9-11-81	Norman, Okla.	W	2-0
5-7-82	Oklahoma City, Okla.	W	1-0

WESTERN ILLINOIS

OU Trails:	2-4		
In Norman:	1-2		
Neutral:	1-2		
Date	Location	W/L	Score

5-5-80	Norman, Okla.	L	0-1
3-19-82	Norman, Okla.	L	3-8
4-14-89	Oklahoma City, Okla.	L	2-3 (16)
3-11-91	Tampa, Fla.	L	2-10
3-11-91	Tampa, Fla.	W	6-5
3-7-14	Norman, Okla.	W	9-1 (6)

WESTERN KENTUCKY

OU Leads:	2-0		
In Norman:	2-0		
Date	Location	W/L	Score
3-4-17	Norman, Okla.	W	9-0 (5)
3-5-17	Norman, Okla.	W	2-1

WESTERN MICHIGAN

OU Trails:	3-4		
In Norman:	0-4		
Neutral:	3-0		
Date	Location	W/L	Score
3-24-81	Norman, Okla.	L	2-3
3-28-83	Norman, Okla.	L	2-3
3-28-83	Norman, Okla.	L	3-7
3-20-84	Norman, Okla.	L	0-1
3-3-01	Tucson, Ariz.	W	10-1
2-13-11	Tempe, Ariz.	W	5-0
2-20-16	Las Cruces, N.M.	W	12-0 (5)

WICHITA STATE

OU Leads:	54-7		
In Norman:	30-3		
In Wichita:	15-4		
Neutral:	9-0		
Date	Location	W/L	Score
3-22-75	Wichita, Kan.	W	11-0
4-3-76	Norman, Okla.	L	1-10
3-24-77	Wichita, Kan.	L	2-6
3-26-77	Wichita, Kan.	W	7-2
4-18-78	Wichita, Kan.	W	10-0
4-17-79	Wichita, Kan.	W	3-0
4-17-79	Wichita, Kan.	L	0-1
3-20-80	Norman, Okla.	W	2-0
3-8-85	Las Cruces, N.M.	W	2-1
4-1-85	Wichita, Kan.	W	1-0
4-1-85	Wichita, Kan.	W	7-0
3-25-86	Stillwater, Okla.	W	2-0
3-12-87	Norman, Okla.	W	3-1
3-3-88	Las Cruces, N.M.	W	5-1
4-26-89	Norman, Okla.	L	8-9
4-26-89	Norman, Okla.	L	2-9
2-26-90	Oklahoma City, Okla.	W	7-1
2-26-90	Oklahoma City, Okla.	W	2-0
3-21-90	Wichita, Kan.	L	2-3
3-21-90	Wichita, Kan.	L	1-4
3-18-94	Stillwater, Okla.	W	5-0
3-2-95	Las Cruces, N.M.	W	10-0
3-15-96	Stillwater, Okla.	W	5-0
3-16-96	Stillwater, Okla.	W	8-1
4-24-96	Tulsa, Okla.	W	2-0
4-24-96	Tulsa, Okla.	W	3-2
3-7-97	Oklahoma City, Okla.	W	3-2
4-23-97	Wichita, Kan.	W	6-2
2-19-98	Norman, Okla.	W	8-0
2-19-98	Norman, Okla.	W	8-0
2-21-98	Norman, Okla.	W	4-0
3-5-99	Norman, Okla.	W	2-1
3-5-99	Norman, Okla.	W	17-2
4-6-99	Norman, Okla.	W	7-0
4-6-99	Norman, Okla.	W	7-0
3-8-00	Wichita, Kan.	W	10-0
3-8-00	Wichita, Kan.	W	11-0
3-12-00	Norman, Okla.	W	5-2
2-18-01	Norman, Okla.	W	9-0
3-7-02	Norman, Okla.	W	3-1
3-8-02	Norman, Okla.	W	12-1
5-20-05	Norman, Okla.	W	2-0\$
3-3-07	Norman, Okla.	W	4-0
3-4-07	Norman, Okla.	W	4-0
3-9-12	Norman, Okla.	W	13-0 (5)
3-10-12	Norman, Okla.	W	5-0
3-27-13	Wichita, Kan.	W	7-1
3-27-13	Wichita, Kan.	W	16-1 (5)
4-8-14	Norman, Okla.	W	3-0
4-8-14	Norman, Okla.	W	9-1 (5)

SERIES HISTORY



3-17-15	Wichita, Kan.	W	8-2
4-6-16	Norman, Okla.	W	10-1 (5)
5-20-16	Norman, Okla.	W	7-2\$
3-1-17	Wichita, Kan.	W	7-3
4-11-18	Norman, Okla.	W	7-6
4-24-19	Wichita, Kan.	W	8-0 (5)
3-4-20	Norman, Okla.	W	8-5
5-5-21	Wichita, Kan.	W	14-3 (5)
5-22-21	Norman, Okla.	W	7-5\$
5-23-21	Norman, Okla.	W	24-7\$
3-29-22	Norman, Okla.	W	10-1(5)

WINTHROP

Series tied: 1-1

Neutral: 1-1

Date	Location	W/L	Score
3-9-90	Tampa, Fla.	L	0-1
3-12-93	Tampa, Fla.	W	7-3

WISCONSIN

OU Leads: 5-3

In Norman: 4-1

Neutral: 1-2

Date	Location	W/L	Score
2-23-02	Columbus, Ga.	W	4-3
2-24-02	Columbus, Ga.	L	1-2
3-7-03	Norman, Okla.	W	1-0
3-8-03	Norman, Okla.	W	2-0
5-18-19	Norman, Okla.	W	4-0\$
5-19-19	Norman, Okla.	L	1-2\$
5-19-19	Norman, Okla.	W	2-0\$
2-23-20	Palm Springs, Calif.	L	3-4

WYOMING

OU Leads: 4-1

In Norman: 3-1

Neutral: 1-0

Date	Location	W/L	Score
3-21-78	Norman, Okla.	W	6-1
3-24-78	Norman, Okla.	L	0-10
3-20-79	Norman, Okla.	W	1-0
3-19-81	Norman, Okla.	W	1-0
10-10-81	Stillwater, Okla.	W	3-0

YALE

OU Leads: 1-0

Neutral: 1-0

Date	Location	W/L	Score
3-7-94	Gainesville, Fla.	W	4-1

- * BIG 12 CONFERENCE GAME
- ! BIG 12 TOURNAMENT GAME
- \$ NCAA REGIONAL GAME
- % NCAA SUPER REGIONAL GAME
- ^ WOMEN'S COLLEGE WORLD SERIES GAME



YEAR-BY-YEAR

SPRING 1975 (14-6)

HEAD COACH: AMY DAHL

3/19	OKLAHOMA BAPTIST	NORMAN	W	3-1
3/20	USAO	NORMAN	W	6-0
	USAO	NORMAN	W	13-5
3/22	at Wichita State	Wichita, Kan.	W	11-0
3/25	at USAO	Chickasha, Okla.	L	3-4
4/1	at Central Oklahoma	Edmond, Okla.	W	8-6
	at Central Oklahoma	Edmond, Okla.	W	4-1
4/5	vs. Southwest Baptist	Springfield, Mo.	W	19-1
	at Missouri State	Springfield, Mo.	L	1-8
4/9	OKLAHOMA STATE	NORMAN	W	11-1
4/11	PHILLIPS	NORMAN	W	5-4
4/12	SW OKLAHOMA	NORMAN	L	8-10
	USAO	NORMAN	W	7-2
	OKLAHOMA BAPTIST	NORMAN	L	2-3
4/16	at Oklahoma State	Stillwater, Okla.	W	11-7
4/18	vs. Phillips	Weatherford, Okla.	W	14-11
4/19	at SW Oklahoma State	Weatherford, Okla.	W	10-2
4/23	at Oklahoma Baptist	Shawnee, Okla.	W	5-2
5/15	vs. Northern Iowa	Omaha, Neb.	L	0-5
5/16	vs. Texas Woman's	Omaha, Neb.	L	2-9

SPRING 1976 (4-10)

HEAD COACH: AMY DAHL

3/23	CENTRAL OKLAHOMA	NORMAN	L	8-13
	USAO	NORMAN	L	6-16
3/27	at East Central	Ada, Okla.	W	14-3
4/3	WICHITA STATE	NORMAN	L	1-10
	TEXAS-ARLINGTON	NORMAN	L	2-18
	OKLAHOMA STATE	NORMAN	L	2-12
4/9	SW OKLAHOMA	NORMAN	L	2-9
	CENTRAL OKLAHOMA	NORMAN	L	11-18
	OKLAHOMA STATE	NORMAN	L	0-11
4/10	NW OKLAHOMA	NORMAN	L	8-18
	NW OKLAHOMA	NORMAN	W	8-6
4/23	CENTRAL OKLAHOMA	NORMAN	W	6-5
	NE OKLAHOMA	NORMAN	W	8-6
4/24	NW OKLAHOMA	NORMAN	L	1-15

SPRING 1977 (11-18)

HEAD COACH: MARITA HYNES

3/10	OKLAHOMA BAPTIST	NORMAN	W	17-1
3/17	CENTRAL OKLAHOMA	NORMAN	L	4-11
3/24	at Oklahoma State	Stillwater, Okla.	L	3-13
	at Wichita State	Wichita, Kan.	L	2-6
3/25	vs. Missouri State	Stillwater, Okla.	L	1-6
	vs. Missouri State	Stillwater, Okla.	L	6-7
3/26	at Wichita State	Wichita, Kan.	W	7-2
3/29	vs. Texas Woman's	Ardmore, Okla.	L	2-3
4/2	vs. Emporia State	Edmond, Okla.	L	1-6
	vs. SW Oklahoma State	Edmond, Okla.	W	9-1
	at Central Oklahoma	Edmond, Okla.	L	3-6
4/5	SW OKLAHOMA	NORMAN	W	7-6
	OKLAHOMA STATE	NORMAN	W	9-6
4/8	at Missouri State	Springfield, Mo.	L	1-18
	vs. Tarkio	Springfield, Mo.	L	6-7
4/9	vs. Kansas State	Springfield, Mo.	L	4-6
	vs. Texas Woman's	Springfield, Mo.	L	1-6
4/13	vs. Central Oklahoma	Weatherford, Okla.	W	8-5
	at SW Oklahoma State	Weatherford, Okla.	W	14-4
4/15	vs. Nebraska	Lawrence, Kan.	L	1-2
4/16	vs. Missouri	Lawrence, Kan.	L	4-13
4/22	OKLAHOMA BAPTIST	NORMAN	L	4-8
	TEXAS TECH	NORMAN	W	7-1
	TEXAS A&M	NORMAN	L	0-7
4/26	at Oklahoma Baptist	Shawnee, Okla.	W	6-4
4/29	vs. SW Oklahoma	Oklahoma City, Okla.	W	12-2
	vs. Central Oklahoma	Oklahoma City, Okla.	W	5-0
4/30	vs. Oklahoma State	Oklahoma City, Okla.	L	0-4
	vs. NW Oklahoma	Oklahoma City, Okla.	L	3-9

SPRING 1978 (24-15)

HEAD COACH: MARITA HYNES

3/9	at Central Oklahoma	Edmond, Okla.	W	16-3
3/20	MINNESOTA	NORMAN	L	5-10
	MINNESOTA	NORMAN	L	4-5
3/21	WYOMING	NORMAN	W	6-1
	NW ILLINOIS	NORMAN	W	9-0
3/24	TARKIO	NORMAN	L	1-4
	TEXAS-ARLINGTON	NORMAN	W	3-1
3/24	WYOMING	NORMAN	L	0-10

3/25	KANSAS STATE	NORMAN	W	12-1
3/28	OKLAHOMA STATE	NORMAN	W	3-1 (10)
3/29	vs. NW Oklahoma	Weatherford, Okla.	W	5-3
	at SW Oklahoma	Weatherford, Okla.	W	11-0
3/31	vs. Wayne State	Denton, Texas	W	4-1
	vs. Texas-Arlington	Denton, Texas	L	1-2
	vs. Texas Wesleyan	Denton, Texas	W	6-3
	vs. Sam Houston State	Denton, Texas	L	0-2
4/1	vs. Tarkio	Denton, Texas	L	2-4
4/4	OKLAHOMA STATE	NORMAN	W	6-1
	SW OKLAHOMA	NORMAN	W	11-5
4/7	vs. Southern Illinois	Springfield, Mo.	L	3-5
	vs. Kansas State	Springfield, Mo.	W	6-0
4/8	vs. Texas A&M	Springfield, Mo.	L	1-6
	at Missouri State	Springfield, Mo.	L	1-3
4/11	vs. Texas Woman's	Ardmore, Okla.	L	0-1 (11)
	vs. Texas Woman's	Ardmore, Okla.	W	1-0
4/14	MISSOURI	NORMAN	W	2-0
4/15	IOWA STATE	NORMAN	L	1-2
	KANSAS	NORMAN	W	5-2
	IOWA STATE	NORMAN	L	3-9
4/18	at Wichita State	Wichita, Kan.	W	10-0
4/19	CENTRAL OKLAHOMA	NORMAN	W	6-4
	OKLAHOMA BAPTIST	NORMAN	W	11-8
4/21	NW OKLAHOMA	NORMAN	W	6-0
	NE OKLAHOMA	NORMAN	W	4-0
4/22	OKLAHOMA STATE	NORMAN	W	10-2
5/4	vs. Angelo State	Denton, Texas	W	10-1
5/5	vs. Sam Houston State	Denton, Texas	W	3-2
	at Texas Woman's	Denton, Texas	L	2-3 (11)
5/6	vs. Texas Wesleyan	Denton, Texas	L	1-2

SPRING 1979 (36-14)

HEAD COACH: MARITA HYNES

3/8	at Central Oklahoma	Edmond, Okla.	W	9-1
	at Central Oklahoma	Edmond, Okla.	W	13-0
3/12	at New Mexico	Albuquerque, N.M.	L	0-6
	at New Mexico	Albuquerque, N.M.	W	1-0
3/13	vs. New Mexico State	Albuquerque, N.M.	W	5-0
	vs. New Mexico State	Albuquerque, N.M.	W	1-0
3/14	at Arizona	Tucson, Ariz.	L	3-4
	at Arizona	Tucson, Ariz.	W	4-3
3/15	at Arizona State	Tempe, Ariz.	L	0-3
3/20	NEBRASKA	NORMAN	W	6-1
	WYOMING	NORMAN	W	1-0
3/21	MINNESOTA	NORMAN	W	7-6
3/22	TARKIO	NORMAN	W	5-3
3/23	OHIO STATE	NORMAN	W	9-3
	TEXAS-ARLINGTON	NORMAN	L	2-4
3/24	NEBRASKA	NORMAN	W	8-2
	TEXAS WOMAN'S	NORMAN	L	0-4
3/26	OMAHA	NORMAN	W	3-0
	INDIANA	NORMAN	L	1-2
3/27	CENTRAL OKLAHOMA	NORMAN	W	18-0
	CENTRAL OKLAHOMA	NORMAN	W	6-0
3/28	vs. NW Oklahoma	Weatherford, Okla.	W	12-0
	at SW Oklahoma	Weatherford, Okla.	W	17-1
3/30	vs. Texas Wesleyan	Denton, Texas	W	5-0
3/31	vs. Iowa	Denton, Texas	W	3-0
4/1	vs. Kansas State	Denton, Texas	L	1-2
4/3	EMPORIA STATE	NORMAN	W	5-4
	EMPORIA STATE	NORMAN	W	4-0
4/7	at Missouri State	Springfield, Mo.	W	5-0
	vs. Stephen F. Austin	Springfield, Mo.	W	2-1
	vs. Illinois State	Springfield, Mo.	W	2-0
4/8	vs. Texas A&M	Springfield, Mo.	W	3-0
	vs. Texas Woman's	Springfield, Mo.	L	0-1 (20)
4/13	vs. Oklahoma State	Fort Dodge, Kan.	L	0-7
	vs. Kansas State	Fort Dodge, Kan.	W	3-1
	vs. Missouri	Fort Dodge, Kan.	L	3-4
4/17	at Wichita State	Wichita, Kan.	W	3-0
	at Wichita State	Wichita, Kan.	L	0-1
4/19	SW OKLAHOMA STATE	NORMAN	W	8-4
4/21	CAMERON	NORMAN	W	7-1
	OKLAHOMA STATE	NORMAN	W	1-0 (13)
4/22	OKLAHOMA STATE	NORMAN	W	3-2
4/28	vs. Oklahoma State	Oklahoma City, Okla.	L	0-3
	vs. Oklahoma State	Oklahoma City, Okla.	W	8-5
5/4	CENTRAL OKLAHOMA	NORMAN	W	8-0

YEAR-BY-YEAR



	MCNEESE STATE	NORMAN	W	10-0
5/5	TEXAS A&M	NORMAN	L	0-1
	STEPHEN F. AUSTIN	NORMAN	W	4-3 (15)
5/6	TEXAS A&M	NORMAN	L	0-3
	SAM HOUSTON STATE	NORMAN	W	4-2

FALL 1979 (13-10) HEAD COACH: MARITA HYNES

9/14	vs. Saint Mary's	College Station, Texas	W	15-0
	vs. Texas Wesleyan	College Station, Texas	W	2-1
	at Texas A&M	College Station, Texas	L	0-5
9/15	vs. Angelo State	College Station, Texas	W	12-3
	at Texas A&M	College Station, Texas	L	1-5
9/21	vs. Baylor	Denton, Texas	L	0-2
	vs. Texas Wesleyan	Denton, Texas	L	0-1
	vs. Texas A&M	Denton, Texas	L	3-4
9/22	vs. Stephen F. Austin	Denton, Texas	W	3-1
9/25	at Oklahoma State	Stillwater, Okla.	W	6-1
	at Oklahoma State	Stillwater, Okla.	L	4-10
9/28	vs. Texas Woman's	Nacogdoches, Texas	L	0-1
	at Stephen F. Austin	Nacogdoches, Texas	W	4-0
	vs. Texas-Arlington	Nacogdoches, Texas	W	3-1
9/29	vs. Baylor	Nacogdoches, Texas	W	5-1
	vs. Texas A&M	Nacogdoches, Texas	W	3-2
	vs. Texas Woman's	Nacogdoches, Texas	L	0-4
10/2	vs. Texas Woman's	Ardmore, Okla.	L	3-4
	vs. Texas Woman's	Ardmore, Okla.	L	1-4
10/3	vs. West Texas A&M	Weatherford, Okla.	W	8-1
	vs. West Texas A&M	Weatherford, Okla.	W	16-1
	OKLAHOMA STATE	NORMAN	W	3-2
10/6	OKLAHOMA STATE	NORMAN	W	5-2

SPRING 1980 (37-19) HEAD COACH: MARITA HYNES

3/8	vs. West Texas A&M	Amarillo, Texas	W	13-1
	vs. West Texas A&M	Amarillo, Texas	W	11-1
3/10	at New Mexico	Albuquerque, N.M.	L	0-1
	at New Mexico	Albuquerque, N.M.	L	2-7
3/12	vs. Creighton	Las Cruces, N.M.	L	0-4
	at New Mexico State	Las Cruces, N.M.	W	7-0 (f)
3/14	vs. Kansas	Las Cruces, N.M.	L	1-5
	at New Mexico State	Las Cruces, N.M.	W	7-0 (f)
	vs. Colorado State	Las Cruces, N.M.	W	8-2
	vs. Arizona State	Las Cruces, N.M.	W	4-1
3/15	vs. Arizona State	Las Cruces, N.M.	W	5-2
	vs. Arizona	Las Cruces, N.M.	W	10-2
3/18	KEARNEY STATE	NORMAN	W	4-0
	MISSOURI STATE	NORMAN	W	5-1
3/20	WICHITA STATE	NORMAN	W	2-0
3/21	LSU	NORMAN	W	5-1
	MICHIGAN STATE	NORMAN	W	2-0
3/22	KANSAS	NORMAN	L	0-1
3/24	OHIO STATE	NORMAN	W	8-0
	OHIO STATE	NORMAN	W	2-1
3/28	vs. Texas A&M	Denton, Texas	L	0-7
	vs. Texas-Arlington	Denton, Texas	W	3-2
	vs. Kansas State	Denton, Texas	W	5-4
3/29	vs. Missouri	Denton, Texas	W	1-0
	vs. Southeast Missouri	Denton, Texas	W	3-1
	at Texas Woman's	Denton, Texas	L	0-4
	vs. Texas-Arlington	Denton, Texas	W	7-1
3/31	CENTRAL OKLAHOMA	NORMAN	L	4-5
	SE MISSOURI	NORMAN	L	1-5
4/1	NEBRASKA	NORMAN	W	4-3
	TEXAS-ARLINGTON	NORMAN	W	9-1
4/4	at Stephen F. Austin	Springfield, Mo.	W	11-0
	at Minnesota	Springfield, Mo.	L	1-4
	at Pittsburg State	Springfield, Mo.	W	5-1
4/5	at Nebraska	Springfield, Mo.	W	3-1
	at Illinois State	Springfield, Mo.	W	3-0
	at Texas Woman's	Springfield, Mo.	L	0-1
4/8	OKLAHOMA STATE	NORMAN	W	4-0
	OKLAHOMA STATE	NORMAN	W	2-1
4/14	at Oklahoma State	Stillwater, Okla.	W	5-1
	at Oklahoma State	Stillwater, Okla.	W	4-1
4/18	vs. Iowa State	Columbia, Mo.	W	6-3
	vs. Oklahoma State	Columbia, Mo.	L	1-4
	vs. Nebraska	Columbia, Mo.	L	1-9
4/24	vs. Portland State	Berkely, Calif.	W	12-0
4/25	vs. Oregon State	Berkely, Calif.	W	1-0

	at California	Berkely, Calif.	L	1-2
4/26	vs. Oregon	Berkely, Calif.	W	5-1
	at California	Berkely, Calif.	L	0-1
4/30	vs. LSU	College Station, Texas	W	7-0
5/1	at Texas A&M	College Station, Texas	L	0-1
5/2	vs. Texas Woman's	College Station, Texas	W	1-0
	vs. Sam Houston State	College Station, Texas	W	2-1
	vs. Oklahoma State	College Station, Texas	L	4-5
5/5	WESTERN ILLINOIS	NORMAN	L	0-1
	CREIGHTON	NORMAN	L	0-3

FALL 1980 (9-12) HEAD COACH: MARITA HYNES

9/12	at Lady of the Lake	San Antonio, Texas	W	18-0
	vs. Baylor	San Antonio, Texas	W	4-1
	vs. Texas-Pan American	San Antonio, Texas	W	14-2
9/13	vs. Texas Tech	San Antonio, Texas	W	15-2
	vs. Texas A&M	San Antonio, Texas	L	3-4
	at Saint Mary's	San Antonio, Texas	L	2-5
9/19	vs. Texas-Arlington	Nacogdoches, Texas	L	3-4
	vs. Baylor	Nacogdoches, Texas	W	8-0
	vs. Texas A&M	Nacogdoches, Texas	L	1-2
9/20	vs. Sam Houston State	Nacogdoches, Texas	L	3-6
9/25	OKLAHOMA STATE	NORMAN	L	1-5
	OKLAHOMA STATE	NORMAN	W	3-2
9/27	vs. Baylor	Denton, Texas	W	7-1
9/28	vs. West Texas A&M	Denton, Texas	L	0-4
10/9	vs. Texas A&M	Denton, Texas	L	3-13
	at Oklahoma State	Stillwater, Okla.	L	1-2
	at Oklahoma State	Stillwater, Okla.	L	1-2
10/10	vs. Missouri	Stillwater, Okla.	L	0-2
	vs. Texas Woman's	Stillwater, Okla.	L	1-6
	vs. Texas Wesleyan	Denton, Texas	W	8-0
10/11	vs. Texas Tech	Denton, Texas	W	11-0

SPRING 1981 (38-27) HEAD COACH: MARITA HYNES

3/7	at Fullerton College	Fullerton, Calif.	L	1-2
	at Fullerton College	Fullerton, Calif.	L	0-2
3/8	at Chapman	Orange, Calif.	W	3-1
	at Chapman	Orange, Calif.	L	1-3
3/9	at UCLA	Los Angeles, Calif.	L	2-3
	at UCLA	Los Angeles, Calif.	L	0-11
3/10	at Cal Poly-Pomona	Pomona, Calif.	W	3-1
	at Cal Poly-Pomona	Pomona, Calif.	W	5-2
3/11	at Cal State Northridge	Northridge, Calif.	W	4-0
	at Cal State Northridge	Northridge, Calif.	L	1-3
3/12	at Cal State Fullerton	Fullerton, Calif.	L	0-6
	at Cal State Fullerton	Fullerton, Calif.	L	0-1 (11)
3/16	BUENA VISTA	NORMAN	W	6-5
	SOUTHERN ILLINOIS	NORMAN	W	2-1
3/17	BUENA VISTA	NORMAN	W	11-1
	OKLAHOMA STATE	NORMAN	L	0-3
3/19	PITTSBURG STATE	NORMAN	L	2-3
	WYOMING	NORMAN	W	1-0
	RUTGERS	NORMAN	W	1-0
3/20	ILLINOIS STATE	NORMAN	W	2-1
	MISSOURI STATE	NORMAN	W	2-0
	CALIFORNIA	NORMAN	W	2-1
3/21	TEXAS A&M	NORMAN	W	1-0
	MISSOURI	NORMAN	L	0-2
3/23	OHIO STATE	NORMAN	W	3-1
	IOWA	NORMAN	W	4-3
3/24	WESTERN MICHIGAN	NORMAN	L	2-3
	MICHIGAN STATE	NORMAN	L	2-6
3/25	CARTHAGE	NORMAN	W	3-2
	CALIFORNIA	NORMAN	L	0-1
3/26	vs. Nebraska	Denton, Texas	W	3-2
	vs. Sam Houston State	Denton, Texas	W	5-2
	vs. New Mexico	Denton, Texas	W	8-0
3/27	vs. Missouri State	Denton, Texas	W	7-3
3/28	vs. Michigan State	Denton, Texas	L	0-2
3/30	SE MISSOURI	NORMAN	W	7-2
	MINNESOTA-DULUTH	NORMAN	W	9-5
4/1	at Oklahoma City	Oklahoma City, Okla.	W	19-5
	at Oklahoma City	Oklahoma City, Okla.	W	9-3
4/3	vs. Southern Illinois	Springfield, Mo.	W	4-3
	vs. Northeast Missouri	Springfield, Mo.	W	3-2
4/4	vs. Creighton	Springfield, Mo.	L	3-4
	vs. Iowa State	Springfield, Mo.	W	1-0

YEAR-BY-YEAR



	vs. Kansas	Springfield, Mo.	L	1-4
	vs. Creighton	Springfield, Mo.	W	1-0
4/7	CENTRAL OKLAHOMA	NORMAN	W	5-4
	CENTRAL OKLAHOMA	NORMAN	L	2-4
4/10	vs. Arizona State	College Station, Texas	L	0-4
4/11	vs. Kansas	College Station, Texas	L	0-2
	vs. Cal State Fullerton	College Station, Texas	L	0-3
4/15	LOUISIANA TECH	NORMAN	W	5-4
	LOUISIANA TECH	NORMAN	W	9-2
4/21	OKLAHOMA CITY	NORMAN	W	3-1
	OKLAHOMA STATE	NORMAN	W	3-0
4/23	vs. Kansas	Stillwater, Okla.	L	0-1
4/24	vs. Iowa State	Stillwater, Okla.	L	0-1
4/28	vs. NE Oklahoma	Edmond, Okla.	W	7-1
	at Central Oklahoma	Edmond, Okla.	W	4-1
4/30	at Oklahoma State	Stillwater, Okla.	W	4-3
	at Oklahoma State	Stillwater, Okla.	W	3-0
5/2	vs. Texas Woman's	Shawnee, Okla.	L	0-6
5/3	WEST TEXAS A&M	NORMAN	L	5-6 (13)
5/21	NEW MEXICO	NORMAN	W	1-0
5/22	MICHIGAN STATE	NORMAN	L	1-8
	CALIFORNIA	NORMAN	L	1-4

FALL 1981 (13-12)

HEAD COACH: MARITA HYNES

9/10	OKLAHOMA STATE	NORMAN	L	0-2
9/11	WEST TEXAS A&M	NORMAN	W	2-0
	NEBRASKA	NORMAN	L	0-5
	OKLAHOMA CITY	NORMAN	W	5-0
9/12	MISSOURI STATE	NORMAN	W	4-0
	OKLAHOMA STATE	NORMAN	W	2-1 (8)
9/18	vs. Creighton	Ames, Iowa	L	2-3
	vs. Missouri State	Ames, Iowa	L	0-6
	vs. NW Oklahoma	Ames, Iowa	L	0-1
9/19	vs. Nebraska	Ames, Iowa	L	2-4
	vs. Iowa	Ames, Iowa	W	6-2
	at Iowa State	Ames, Iowa	W	5-1
9/22	OKLAHOMA CITY	NORMAN	W	2-1
	OKLAHOMA CHRISTIAN	NORMAN	W	7-2
9/25	vs. Iowa	Lincoln, Neb.	W	6-3
9/26	vs. Minnesota	Lincoln, Neb.	L	1-3
	vs. NW Missouri	Lincoln, Neb.	W	4-0
9/27	vs. Iowa State	Lincoln, Neb.	L	0-3
10/8	at Oklahoma State	Stillwater, Okla.	L	0-1
10/9	vs. Missouri State	Stillwater, Okla.	L	2-8
	vs. Texas Wesleyan	Stillwater, Okla.	W	1-0
	vs. Oklahoma City	Stillwater, Okla.	W	8-0
10/10	vs. Wyoming	Stillwater, Okla.	W	3-0
	at Oklahoma State	Stillwater, Okla.	L	0-1
	vs. Missouri State	Stillwater, Okla.	L	4-5

SPRING 1982 (25-29)

HEAD COACH: MARITA HYNES

3/6	at Midwestern State	Wichita Falls, Texas	L	2-3
3/7	at Midwestern State	Wichita Falls, Texas	W	8-0
	at Texas-Arlington	Grand Prairie, Texas	L	1-2 (12)
	at Texas-Arlington	Grand Prairie, Texas	W	2-1
3/8	vs. Texas Wesleyan	Grand Prairie, Texas	W	4-2
	vs. Texas Wesleyan	Grand Prairie, Texas	W	6-1
3/9	vs. Texas A&M	Bryan, Texas	L	0-3
	vs. Texas A&M	Bryan, Texas	L	0-1
3/13	MISSOURI	NORMAN	W	4-2
	MISSOURI	NORMAN	L	0-1
3/16	NORTHERN IOWA	NORMAN	W	6-0
	ARIZONA STATE	NORMAN	L	0-2
3/17	ARIZONA STATE	NORMAN	L	0-1
3/18	KANSAS STATE	NORMAN	W	2-1
	NEW MEXICO STATE	NORMAN	L	1-3
3/19	WESTERN ILLINOIS	NORMAN	L	3-8
3/23	UTAH	NORMAN	L	0-5
	NORTHERN COLORADO	NORMAN	W	7-0
3/26	vs. Nebraska	Lawrence, Kan.	L	0-4
	vs. Kansas State	Lawrence, Kan.	L	2-5
3/27	at Kansas	Lawrence, Kan.	L	0-7
	vs. Nebraska	Lawrence, Kan.	L	1-3
3/30	at Central Oklahoma	Edmond, Okla.	W	5-2
	at Central Oklahoma	Edmond, Okla.	L	4-5
4/2	vs. Iowa State	Springfield, Mo.	W	11-10
	vs. Louisiana Tech	Springfield, Mo.	W	3-2
4/3	vs. NW Missouri	Springfield, Mo.	W	12-1

	vs. Illinois State	Springfield, Mo.	W	2-1
	vs. Missouri	Springfield, Mo.	W	2-1
4/4	vs. Kansas	Springfield, Mo.	L	0-1
	vs. Creighton	Springfield, Mo.	L	0-7
4/6	OKLAHOMA BAPTIST	NORMAN	W	3-0
	OKLAHOMA BAPTIST	NORMAN	W	4-0
4/8	OKLAHOMA STATE	NORMAN	L	0-1
	OKLAHOMA STATE	NORMAN	L	2-6
4/15	at UNLV	Las Vegas, Nev.	W	10-0
	vs. Utah	Las Vegas, Nev.	L	1-4
4/16	vs. Cal State Northridge	Las Vegas, Nev.	L	1-4
	vs. Cal State Northridge	Las Vegas, Nev.	L	0-2
4/21	at Oklahoma City	Oklahoma City, Okla.	L	4-5
	at Oklahoma City	Oklahoma City, Okla.	W	3-2
4/23	NEBRASKA	NORMAN	L	0-2
4/24	KANSAS	NORMAN	W	3-0
	OKLAHOMA STATE	NORMAN	W	1-0
	KANSAS STATE	NORMAN	W	3-1
4/25	MISSOURI	NORMAN	L	0-1
5/6	vs. Texas-Arlington	Oklahoma City, Okla.	W	5-4
5/7	vs. Oklahoma State	Oklahoma City, Okla.	L	0-2
	vs. West Texas A&M	Oklahoma City, Okla.	W	1-0
5/8	vs. Texas-Arlington	Oklahoma City, Okla.	W	3-0
	vs. Oklahoma State	Oklahoma City, Okla.	L	2-3
5/21	UTAH	NORMAN	W	4-2
	RHODE ISLAND	NORMAN	L	0-2
	CENTRAL MICHIGAN	NORMAN	L	1-3

SPRING 1983 (28-18)

HEAD COACH: MARITA HYNES

3/1	OKLAHOMA CITY	NORMAN	W	7-0 (F)
3/12	MISSOURI	NORMAN	L	0-1
	MISSOURI	NORMAN	L	2-9
3/14	NORTHERN ILLINOIS	NORMAN	W	2-1
	INDIANA	NORMAN	W	1-0
3/15	CENTRAL MICHIGAN	NORMAN	W	1-0 (8)
3/17	BAYLOR	NORMAN	L	3-5
	ARIZONA	NORMAN	W	2-1
3/18	SOUTHERN ILLINOIS	NORMAN	W	1-0
3/19	OKLAHOMA STATE	NORMAN	L	0-1
3/21	IOWA STATE	NORMAN	W	6-0
	IOWA STATE	NORMAN	L	0-2
3/22	IOWA	NORMAN	L	1-2
	BUENA VISTA	NORMAN	W	10-0
3/24	vs. Nebraska-Omaha	Bartlesville, Okla.	W	4-0
	vs. Saint Louis	Bartlesville, Okla.	W	15-0
3/25	vs. Kansas	Bartlesville, Okla.	L	1-2
3/28	WESTERN MICHIGAN	NORMAN	L	2-3
	WESTERN MICHIGAN	NORMAN	L	3-7
3/31	at Long Beach	Long Beach, Calif.	W	5-4
	at Long Beach	Long Beach, Calif.	W	6-0
	vs. US International	Long Beach, Calif.	W	6-0
4/2	vs. US International	San Diego, Calif.	W	6-3
4/7	at Oklahoma City	Oklahoma City, Okla.	W	3-0
	at Oklahoma City	Oklahoma City, Okla.	W	8-1
4/12	OKLAHOMA STATE	NORMAN	L	0-8
	OKLAHOMA STATE	NORMAN	L	0-1
4/15	vs. South Carolina	Ruston, La.	L	0-5
	at Louisiana Tech	Ruston, La.	L	1-2
4/16	vs. Mississippi State	Ruston, La.	W	4-0
4/20	OKLAHOMA STATE	NORMAN	L	3-5 (19)
	OKLAHOMA STATE	NORMAN	W	1-0
4/26	CENTRAL OKLAHOMA	NORMAN	L	2-3
	CENTRAL OKLAHOMA	NORMAN	W	7-0
4/28	KANSAS STATE	NORMAN	W	5-3
	KANSAS	NORMAN	W	4-0
4/29	IOWA STATE	NORMAN	W	4-0
	MISSOURI	NORMAN	L	0-6
4/30	OKLAHOMA STATE	NORMAN	L	1-2 (9)
	NEBRASKA	NORMAN	W	2-1 (13)
5/3	OKLAHOMA CITY	NORMAN	W	4-0
5/7	vs. Missouri	Omaha, Neb.	W	3-1
	vs. Northeast Missouri	Omaha, Neb.	W	2-0
	vs. Iowa State	Omaha, Neb.	W	3-0
5/8	at Creighton	Omaha, Neb.	L	0-1
	vs. Indiana	Omaha, Neb.	W	2-0

SPRING 1984 (23-14)

HEAD COACH: MARITA HYNES

3/8	vs. Mesa CC	Albuquerque, N.M.	W	4-1
-----	-------------	-------------------	---	-----



YEAR-BY-YEAR

	vs. NM Highlands	Albuquerque, N.M.	W	3-2 (9)
3/9	vs. Kearney State	Albuquerque, N.M.	W	7-0
	vs. New Mexico State	Albuquerque, N.M.	W	1-0
3/10	at New Mexico	Albuquerque, N.M.	L	0-1
3/13	SOUTHERN ILLINOIS	NORMAN	W	2-0
	ARIZONA STATE	NORMAN	L	2-5
3/14	IOWA	NORMAN	W	6-0
3/15	MISSOURI STATE	NORMAN	W	3-2 (9)
	INDIANA	NORMAN	L	0-1 (8)
3/16	NORTHERN ILLINOIS	NORMAN	W	5-1
3/17	MISSOURI	NORMAN	W	6-0
	TEXAS A&M	NORMAN	L	0-1
3/20	WESTERN MICHIGAN	NORMAN	L	0-1
3/23	at Cal State Fullerton	Fullerton, Calif.	L	0-1
	vs. New Mexico	Fullerton, Calif.	W	3-2
3/24	vs. Arizona	Fullerton, Calif.	L	1-2
4/4	at Oklahoma City	Oklahoma City, Okla.	W	6-0
	at Oklahoma City	Oklahoma City, Okla.	W	4-3
4/8	NEBRASKA	NORMAN	L	0-2
	OKLAHOMA STATE	NORMAN	W	1-0
4/9	NEBRASKA	NORMAN	W	1-0
	OKLAHOMA STATE	NORMAN	L	1-3
4/14	vs. Kansas State	Ames, Iowa	W	5-0
	at Iowa State	Ames, Iowa	W	4-3
4/15	vs. Kansas State	Ames, Iowa	W	7-0
	at Iowa State	Ames, Iowa	W	4-3
4/18	TEXAS-ARLINGTON	NORMAN	W	4-0
	TEXAS-ARLINGTON	NORMAN	L	0-3
4/25	at Texas-Arlington	Grand Prairie, Texas	L	0-1 (9)
	at Texas-Arlington	Grand Prairie, Texas	L	1-2 (8)
5/1	OKLAHOMA CITY	NORMAN	W	7-0
	OKLAHOMA CITY	NORMAN	W	3-2
5/3	vs. Missouri	Bartlesville, Okla.	W	3-0
5/4	vs. Nebraska	Bartlesville, Okla.	L	0-2
	vs. Kansas	Bartlesville, Okla.	W	2-1
	vs. Iowa State	Bartlesville, Okla.	L	0-2

SPRING 1985 (24-18)		HEAD COACH: MICHELLE THOMAS		
3/7	vs. Utah	Las Cruces, N.M.	L	1-10
	vs. Metro State CC	Las Cruces, N.M.	W	1-0
3/8	vs. Texas Tech	Las Cruces, N.M.	W	4-2
	vs. Pima CC	Las Cruces, N.M.	W	7-4
	vs. Wichita State	Las Cruces, N.M.	W	2-1
3/9	vs. Northern Arizona	Las Cruces, N.M.	L	4-5
3/12	INDIANA	NORMAN	W	3-0
	ARIZONA STATE	NORMAN	L	1-2 (8)
3/14	SOUTHERN ILLINOIS	NORMAN	W	5-0
	NEW MEXICO STATE	NORMAN	W	5-3 (8)
3/15	ARIZONA	NORMAN	W	1-0
3/16	TEXAS A&M	NORMAN	W	1-0
	NEW MEXICO	NORMAN	L	0-3
3/18	NORTHERN IOWA	NORMAN	W	4-3
	SIU-EDWARDSVILLE	NORMAN	W	7-1
3/21	vs. Utah State	Fullerton, Calif.	L	1-2 (10)
	vs. Utah State	Fullerton, Calif.	L	0-1
3/22	vs. Utah	Fullerton, Calif.	W	3-0
	vs. Cal Poly-Pomona	Fullerton, Calif.	L	0-1 (9)
3/23	vs. Arizona State	Fullerton, Calif.	W	3-2
	vs. Pacific	Fullerton, Calif.	L	0-2
3/28	at Texas-Arlington	Grand Prairie, Texas	W	2-0
	at Texas-Arlington	Grand Prairie, Texas	L	0-1
4/1	at Wichita State	Wichita, Kan.	W	1-0
	at Wichita State	Wichita, Kan.	W	7-0
4/6	vs. Missouri	Stillwater, Okla.	W	3-1
	at Oklahoma State	Stillwater, Okla.	L	3-4
4/7	vs. Missouri	Stillwater, Okla.	L	0-1
	at Oklahoma State	Stillwater, Okla.	W	1-0
4/9	OKLAHOMA CITY	NORMAN	W	5-0
	OKLAHOMA CITY	NORMAN	W	4-2
4/13	KANSAS STATE	NORMAN	L	2-3 (8)
	KANSAS	NORMAN	L	2-3 (9)
4/14	KANSAS STATE	NORMAN	W	8-0
	KANSAS	NORMAN	W	4-2 (8)
4/20	vs. Nebraska	Ames, Iowa	L	1-2 (9)
	at Iowa State	Ames, Iowa	L	0-3
4/21	vs. Nebraska	Ames, Iowa	L	4-8
	at Iowa State	Ames, Iowa	W	2-1
5/3	OKLAHOMA STATE	NORMAN	L	2-6

	KANSAS STATE	NORMAN	W	5-2
5/4	MISSOURI	NORMAN	L	0-2

SPRING 1986 (26-17)		HEAD COACH: MICHELLE THOMAS		
3/6	vs. Colorado State	Albuquerque, N.M.	W	8-0
	vs. New Mexico State	Albuquerque, N.M.	W	1-0
	vs. Central Michigan	Albuquerque, N.M.	W	6-2
3/7	vs. BYU	Albuquerque, N.M.	W	1-0
3/8	vs. Arizona	Albuquerque, N.M.	W	1-0
	vs. Kansas	Albuquerque, N.M.	L	0-8
	vs. Utah State	Albuquerque, N.M.	L	3-5
3/12	SOUTHERN ILLINOIS	NORMAN	W	1-0
3/13	ILLINOIS STATE	NORMAN	W	5-3
	KANSAS STATE	NORMAN	W	1-0 (10)
3/14	LOUISIANA-MONROE	NORMAN	W	1-0 (8)
	CENTRAL MICHIGAN	NORMAN	L	1-5
	SOUTHERN ILLINOIS	NORMAN	W	1-0
3/16	KANSAS	NORMAN	L	0-1
3/19	at Cal State Northridge	Northridge, Calif.	W	1-0
	at Cal State Northridge	Northridge, Calif.	L	1-2
3/20	vs. Fresno State	Fullerton, Calif.	L	1-3
	vs. Utah	Fullerton, Calif.	W	1-0
3/21	vs. US International	Fullerton, Calif.	W	4-0
3/22	vs. Cal Poly-Pomona	Fullerton, Calif.	L	0-1
	vs. Michigan	Fullerton, Calif.	L	1-2
3/25	at Oklahoma State	Stillwater, Okla.	L	2-4
	vs. Wichita State	Stillwater, Okla.	W	2-0
4/5	vs. Nebraska	Manhattan, Kan.	W	1-0
	at Kansas State	Manhattan, Kan.	W	2-0
4/6	at Kansas State	Manhattan, Kan.	W	5-3
	vs. Nebraska	Manhattan, Kan.	L	0-3
4/8	at Oklahoma City	Oklahoma City, Okla.	W	9-0
	at Oklahoma City	Oklahoma City, Okla.	W	4-1
4/12	vs. Kansas	Ames, Iowa	W	1-0
	at Iowa State	Ames, Iowa	W	1-0
4/13	vs. Kansas	Ames, Iowa	L	6-8
	at Iowa State	Ames, Iowa	L	0-7
4/20	vs. Missouri	Stillwater, Okla.	W	2-1
	at Oklahoma State	Stillwater, Okla.	L	0-2
4/21	vs. Missouri	Stillwater, Okla.	W	3-1
	at Oklahoma State	Stillwater, Okla.	W	3-1 (10)
4/24	vs. BYU	Logan, Utah	L	0-1
	vs. Texas A&M	Logan, Utah	W	3-1
	at Utah State	Logan, Utah	L	0-5
5/2	vs. Iowa State	St. Joseph, Mo.	L	0-1
	vs. Kansas State	St. Joseph, Mo.	W	3-2
5/3	vs. Oklahoma State	St. Joseph, Mo.	L	0-7

SPRING 1987 (29-21)		HEAD COACH: MICHELLE THOMAS		
3/3	at Central Oklahoma	Edmond, Okla.	L	1-2
	at Central Oklahoma	Edmond, Okla.	W	9-1
3/6	TEXAS STATE	NORMAN	L	3-4
	TEXAS STATE	NORMAN	W	4-2
3/10	NORTHERN ILLINOIS	NORMAN	L	1-5
	QUINCY COLLEGE	NORMAN	W	7-5
3/12	IOWA	NORMAN	W	10-7 (11)
	WICHITA STATE	NORMAN	W	3-1
	NEW MEXICO	NORMAN	W	5-2
3/13	MISSOURI	NORMAN	W	3-0
	NORTHERN IOWA	NORMAN	W	7-1 (8)
3/14	CENTRAL MICHIGAN	NORMAN	L	2-9
3/19	vs. Sam Houston State	Houston, Texas	L	2-4
	vs. Arizona	Houston, Texas	L	0-10
	vs. Louisiana Tech	Houston, Texas	L	2-5
	vs. Arizona State	Houston, Texas	L	4-12 (10)
3/20	vs. Saint Mary's	Houston, Texas	L	0-3
	vs. Baylor	Houston, Texas	W	5-3
3/30	OKLAHOMA CITY	NORMAN	W	3-1
	OKLAHOMA CITY	NORMAN	L	1-2
3/31	at Oklahoma Baptist	Shawnee, Okla.	W	3-1
	at Oklahoma Baptist	Shawnee, Okla.	W	2-0
4/4	vs. Iowa State	Stillwater, Okla.	W	2-1
	NEBRASKA	NORMAN	L	0-3
4/5	vs. Iowa State	Stillwater, Okla.	L	0-1
	NEBRASKA	NORMAN	W	3-1
4/7	OKLAHOMA STATE	NORMAN	L	2-3
	OKLAHOMA STATE	NORMAN	W	3-1
4/13	NEW MEXICO	NORMAN	W	7-5

YEAR-BY-YEAR



	NEW MEXICO	NORMAN	W	10-1
	NEW MEXICO	NORMAN	W	2-0
4/15	NORTH TEXAS	NORMAN	W	7-0
	TEXAS-ARLINGTON	NORMAN	W	3-2
4/18	vs. Missouri	Lawrence, Kan.	W	6-1
	at Kansas	Lawrence, Kan.	W	4-2
4/19	vs. Missouri	Lawrence, Kan.	W	2-1
	at Kansas	Lawrence, Kan.	L	0-2
4/24	vs. Florida State	Stillwater, Okla.	W	1-0
	vs. Baylor	Stillwater, Okla.	W	10-1
	at Oklahoma State	Stillwater, Okla.	L	3-5
4/25	vs. Florida State	Stillwater, Okla.	L	1-6
	vs. Baylor	Stillwater, Okla.	W	2-1
	at Oklahoma State	Stillwater, Okla.	L	4-8
5/1	vs. Missouri	St. Joseph, Mo.	W	3-2
	vs. Iowa State	St. Joseph, Mo.	W	4-2
5/2	vs. Nebraska	St. Joseph, Mo.	L	0-7
	vs. Kansas	St. Joseph, Mo.	L	2-5
5/15	vs. Nicholls State	Macomb, Ill.	L	5-8
	vs. Princeton	Macomb, Ill.	W	5-1
5/16	vs. Northern Illinois	Macomb, Ill.	L	0-1

SPRING 1988 (18-26)

HEAD COACH: MICHELLE THOMAS

3/3	vs. Wichita State	Las Cruces, N.M.	W	5-1
	vs. Cal State Fullerton	Las Cruces, N.M.	L	0-5
	vs. Oregon	Las Cruces, N.M.	L	0-3
3/4	at New Mexico State	Las Cruces, N.M.	W	4-3
3/5	vs. Arizona State	Las Cruces, N.M.	L	2-3
3/6	vs. Louisiana-Monroe	Las Cruces, N.M.	W	2-1
	vs. Baylor	Las Cruces, N.M.	W	3-0
	vs. Arizona	Las Cruces, N.M.	L	2-11
3/9	vs. Sam Houston State	Oklahoma City, Okla.	L	0-10
	vs. Sam Houston State	Oklahoma City, Okla.	L	1-2
3/10	BAYLOR	NORMAN	L	2-3
	CREIGHTON	NORMAN	L	0-1
	TEXAS-ARLINGTON	NORMAN	L	0-2
3/11	MISSOURI	NORMAN	L	0-3
	NORTHERN IOWA	NORMAN	L	2-10
3/12	ILLINOIS STATE	NORMAN	L	2-5
3/15	OKLAHOMA BAPTIST	NORMAN	W	9-0
	OKLAHOMA BAPTIST	NORMAN	W	2-1
3/21	CAMERON	NORMAN	W	7-0
	CAMERON	NORMAN	W	16-1
3/25	vs. Michigan	Sunnyvale, Calif.	W	2-1 (11)
	vs. San Jose State	Sunnyvale, Calif.	L	1-7
	vs. Arizona State	Sunnyvale, Calif.	L	3-4
3/26	vs. California	Sunnyvale, Calif.	L	5-11
	vs. Santa Clara	Sunnyvale, Calif.	W	8-4
4/5	at Oklahoma Baptist	Shawnee, Okla.	W	4-0
	at Oklahoma Baptist	Shawnee, Okla.	W	4-1
4/6	at Oklahoma City	Oklahoma City, Okla.	W	2-1
	at Oklahoma City	Oklahoma City, Okla.	L	0-1
4/9	IOWA STATE	NORMAN	L	2-6
	NEBRASKA	NORMAN	L	0-6
4/10	IOWA STATE	NORMAN	L	0-1
	NEBRASKA	NORMAN	L	0-2
4/13	NORTH TEXAS	NORMAN	W	7-0
	TEXAS-ARLINGTON	NORMAN	W	2-1
4/20	at Oklahoma State	Stillwater, Okla.	L	3-4
	at Oklahoma State	Stillwater, Okla.	L	0-1
4/23	at Missouri	Columbia, Mo.	W	1-0 (9)
	vs. Kansas	Columbia, Mo.	L	0-1 (9)
4/24	at Missouri	Columbia, Mo.	L	0-1
	vs. Kansas	Columbia, Mo.	W	1-0
4/27	vs. Central Oklahoma	Oklahoma City, Okla.	W	1-0
5/6	vs. Iowa State	Oklahoma City, Okla.	L	1-2
	vs. Kansas	Oklahoma City, Okla.	L	1-2

SPRING 1989 (16-40)

HEAD COACH: MICHELLE THOMAS

2/28	CENTRAL OKLAHOMA	NORMAN	W	2-0
	CENTRAL OKLAHOMA	NORMAN	W	9-0
3/2	vs. Fresno State	Las Cruces, N.M.	L	3-10
	vs. Louisiana-Monroe	Las Cruces, N.M.	W	2-1
	at New Mexico State	Las Cruces, N.M.	W	2-1
3/3	vs. Arizona State	Las Cruces, N.M.	L	2-7
	vs. Oregon	Las Cruces, N.M.	L	0-7
	vs. Minnesota	Las Cruces, N.M.	L	0-6
3/4	vs. Michigan	Las Cruces, N.M.	L	0-3

3/10	CREIGHTON	NORMAN	L	2-4
	OKLAHOMA CITY	NORMAN	W	6-2
	KANSAS	NORMAN	L	1-2
3/11	TEXAS-ARLINGTON	NORMAN	L	0-1
	SAM HOUSTON STATE	NORMAN	W	2-1
3/12	CREIGHTON	NORMAN	L	0-3
3/14	at Oklahoma Baptist	Shawnee, Okla.	W	6-2
	at Oklahoma Baptist	Shawnee, Okla.	W	5-2
3/17	vs. Michigan	Sunnyvale, Calif.	L	0-5
	vs. Texas A&M	Sunnyvale, Calif.	L	3-5
	vs. Utah State	Sunnyvale, Calif.	L	2-4
3/18	vs. Creighton	Sunnyvale, Calif.	L	0-6
	vs. Massachusetts	Sunnyvale, Calif.	L	2-3
3/23	OKLAHOMA CITY	NORMAN	L	3-4
	OKLAHOMA CITY	NORMAN	L	2-5
3/29	vs. Central Oklahoma	Oklahoma City, Okla.	L	2-3
	vs. Central Oklahoma	Oklahoma City, Okla.	W	11-0
3/31	at Oklahoma State	Stillwater, Okla.	L	0-7
	at Oklahoma State	Stillwater, Okla.	L	0-7
4/4	at Oklahoma City	Oklahoma City, Okla.	L	3-5
	at Oklahoma City	Oklahoma City, Okla.	L	1-3
4/8	NEBRASKA	NORMAN	L	0-1
	KANSAS	NORMAN	L	3-4
4/9	NEBRASKA	NORMAN	L	0-1 (9)
	KANSAS	NORMAN	L	0-1
4/12	OKLAHOMA STATE	NORMAN	L	0-2
	TEXAS-ARLINGTON	NORMAN	W	5-0
4/14	vs. Illinois State	Oklahoma City, Okla.	W	1-0
	vs. Western Illinois	Oklahoma City, Okla.	L	2-3 (16)
	vs. Louisiana Tech	Oklahoma City, Okla.	L	0-9
4/15	vs. Iowa State	Oklahoma City, Okla.	L	1-14
	vs. Texas A&M	Oklahoma City, Okla.	W	7-4
	vs. Oklahoma State	Oklahoma City, Okla.	L	0-9
4/20	OKLAHOMA BAPTIST	NORMAN	W	4-3
	OKLAHOMA BAPTIST	NORMAN	L	2-3
4/22	at Missouri	Columbia, Mo.	W	5-1
	vs. Northern Illinois	Columbia, Mo.	W	6-5
4/23	vs. Northern Illinois	Columbia, Mo.	W	6-2
	at Missouri	Columbia, Mo.	L	2-3
4/26	WICHITA STATE	NORMAN	L	8-9
	WICHITA STATE	NORMAN	L	2-9
4/29	vs. Oklahoma State	Ames, Iowa	L	0-4
	at Iowa State	Ames, Iowa	L	1-4
4/30	vs. Oklahoma State	Ames, Iowa	L	0-6
	at Iowa State	Ames, Iowa	L	0-2
5/5	vs. Missouri	Oklahoma City, Okla.	L	0-4
	vs. Iowa State	Oklahoma City, Okla.	L	0-1

SPRING 1990 (15-31)

HEAD COACH: MICHELLE THOMAS

2/15	at Arizona	Tucson, Ariz.	L	0-8
2/16	vs. Cal State Fullerton	Tucson, Ariz.	L	1-7
	vs. Utah	Tucson, Ariz.	L	1-3
	vs. UCLA	Tucson, Ariz.	L	1-7
2/17	vs. Toledo	Tucson, Ariz.	L	2-10
	vs. New Mexico State	Tucson, Ariz.	L	1-2
	vs. Oregon	Tucson, Ariz.	L	0-2
2/26	vs. Wichita State	Oklahoma City, Okla.	W	7-1
	vs. Wichita State	Oklahoma City, Okla.	W	2-0
3/9	vs. Michigan	Tampa, Fla.	L	0-12
	vs. Winthrop	Tampa, Fla.	L	0-1
	vs. Virginia	Tampa, Fla.	L	0-1
3/10	vs. Iowa State	Tampa, Fla.	W	5-4
	vs. Eastern Michigan	Tampa, Fla.	W	9-7
	vs. Maine	Tampa, Fla.	W	7-0 (f)
3/11	vs. Florida State	Tampa, Fla.	W	1-0 (9)
	vs. Michigan	Tampa, Fla.	W	0-1 (9)
3/15	at Florida A&M	Tallahassee, Fla.	W	3-1
	at Florida A&M	Tallahassee, Fla.	W	13-0
3/16	vs. Louisiana-Lafayette	Tallahassee, Fla.	L	0-2
	vs. Adelphi	Tallahassee, Fla.	L	2-4
	at Florida State	Tallahassee, Fla.	L	2-3
3/18	vs. Stetson	Tallahassee, Fla.	W	7-6
	vs. Stetson	Tallahassee, Fla.	W	7-0 (f)
3/21	at Wichita State	Wichita, Kan.	L	2-3
	at Wichita State	Wichita, Kan.	L	1-4
3/31	LOUISIANA-LAFAYETTE	NORMAN	L	0-2
	LOUISIANA-LAFAYETTE	NORMAN	L	0-2
	CENTRAL OKLAHOMA	NORMAN	W	6-1



YEAR-BY-YEAR

4/4	at Texas-Arlington	Grand Prairie, Texas	L	0-1
	at Texas-Arlington	Grand Prairie, Texas	L	2-3
4/6	MISSOURI	NORMAN	W	3-2
	MISSOURI	NORMAN	L	2-3
4/7	vs. Iowa State	Stillwater, Okla.	W	3-1
	at Oklahoma State	Stillwater, Okla.	L	2-5
4/8	vs. Iowa State	Stillwater, Okla.	W	4-2
	at Oklahoma State	Stillwater, Okla.	L	1-3
4/10	OKLAHOMA CITY	NORMAN	L	0-1
	OKLAHOMA CITY	NORMAN	L	1-2
4/21	vs. Kansas	Columbia, Mo.	L	1-3
	vs. Nebraska	Columbia, Mo.	L	1-2
4/22	vs. Kansas	Columbia, Mo.	L	0-7
	vs. Nebraska	Columbia, Mo.	L	1-3
5/4	vs. Missouri	Oklahoma City, Okla.	L	0-1
5/5	vs. Iowa State	Oklahoma City, Okla.	W	4-0
	vs. Kansas	Oklahoma City, Okla.	L	2-5

SPRING 1991 (36-23)

HEAD COACH: MICHELLE THOMAS

2/23	vs. Saint Edwards	Grand Prairie, Texas	L	2-3
	vs. Saint Edwards	Grand Prairie, Texas	W	2-1
	vs. Texas Wesleyan	Grand Prairie, Texas	W	2-0
	vs. Texas Wesleyan	Grand Prairie, Texas	W	5-0
2/24	at Texas-Arlington	Grand Prairie, Texas	L	0-2
	at Texas-Arlington	Grand Prairie, Texas	L	2-5
3/5	EASTERN OKLAHOMA	NORMAN	W	10-2
	EASTERN OKLAHOMA	NORMAN	W	7-0
3/8	vs. Creighton	Tampa, Fla.	L	1-4
	at South Florida	Tampa, Fla.	L	2-3
	vs. Maine	Tampa, Fla.	W	2-0
3/9	vs. Samford	Tampa, Fla.	W	2-0
	vs. South Carolina	Tampa, Fla.	L	1-2 (8)
3/10	vs. Illinois State	Tampa, Fla.	W	2-1
	vs. Florida State	Tampa, Fla.	L	1-7
3/11	vs. Western Illinois	Tampa, Fla.	L	2-10
	vs. Western Illinois	Tampa, Fla.	W	6-5
3/14	vs. Fairfield	Fort Myers, Fla.	W	12-1
	vs. Northwood	Fort Myers, Fla.	W	6-2
3/15	vs. New Haven	Fort Myers, Fla.	W	6-3
	vs. Tennessee Tech	Fort Myers, Fla.	W	5-1
	vs. Tennessee Tech	Fort Myers, Fla.	W	7-3
3/16	vs. Barry	Fort Myers, Fla.	W	8-7
	vs. Barry	Fort Myers, Fla.	W	5-4
3/17	vs. Butler	Fort Myers, Fla.	W	3-0
3/20	EASTERN OKLAHOMA	NORMAN	W	12-0
	EASTERN OKLAHOMA	NORMAN	W	13-1
3/22	vs. SE Louisiana	Lafayette, La.	W	4-2
	at Louisiana-Lafayette	Lafayette, La.	L	2-7
3/23	vs. SE Louisiana	Lafayette, La.	W	6-1
	at Louisiana-Lafayette	Lafayette, La.	W	3-2
3/26	at Oklahoma Baptist	Shawnee, Okla.	W	12-6
	at Oklahoma Baptist	Shawnee, Okla.	W	6-4
3/28	vs. Central Oklahoma	Oklahoma City, Okla.	W	7-6
	vs. Central Oklahoma	Oklahoma City, Okla.	L	0-1
4/4	at Cameron	Lawton, Okla.	W	18-0
	at Cameron	Lawton, Okla.	L	0-3
4/6	IOWA STATE	NORMAN	L	1-4
	MISSOURI	NORMAN	L	6-7
4/7	IOWA STATE	NORMAN	L	5-10
	MISSOURI	NORMAN	L	1-4
4/11	at Washburn	Topeka, Kan.	W	7-0
	at Washburn	Topeka, Kan.	L	0-3
4/12	at Kansas	Lawrence, Kan.	L	0-7
4/13	at Kansas	Lawrence, Kan.	L	0-3
	vs. Kearney State	Lawrence, Kan.	W	3-1
4/14	vs. Kearney State	Lawrence, Kan.	W	6-0
4/17	OKLAHOMA STATE	NORMAN	L	0-3
4/23	CAMERON	NORMAN	W	10-3
	CAMERON	NORMAN	W	9-3
4/27	at Nebraska	Lincoln, Neb.	L	1-2 (11)
	vs. Oklahoma State	Lincoln, Neb.	L	1-7
	at Nebraska-Wesleyan	Lincoln, Neb.	W	2-1
4/28	at Nebraska	Lincoln, Neb.	W	3-0
	vs. Oklahoma State	Lincoln, Neb.	W	3-0
5/3	vs. Kansas	Oklahoma City, Okla.	L	0-2
5/4	vs. Iowa State	Oklahoma City, Okla.	W	2-0
	vs. Kansas	Oklahoma City, Okla.	W	3-0
5/5	vs. Oklahoma State	Oklahoma City, Okla.	L	1-2

SPRING 1992 (40-26)	HEAD COACH: MICHELLE THOMAS			
2/15	at Texas-Arlington	Grand Prairie, Texas	W	3-2
	at Texas-Arlington	Grand Prairie, Texas	L	1-8
2/23	vs. Samford	Lafayette, La.	W	6-0
	vs. DePaul	Lafayette, La.	L	3-5
	at Louisiana-Lafayette	Lafayette, La.	L	0-3
2/27	at Oklahoma City	Oklahoma City, Okla.	W	4-1
3/6	vs. Florida International	Fort Myers, Fla.	W	7-1
	vs. Pennsylvania	Fort Myers, Fla.	W	8-0
3/7	vs. Florida International	Fort Myers, Fla.	W	5-2
	vs. St. Joseph's (Pa.)	Fort Myers, Fla.	W	6-2
	vs. Manhattan	Fort Myers, Fla.	W	3-1
3/8	vs. Butler	Fort Myers, Fla.	W	17-0
	vs. Bryant College	Fort Myers, Fla.	W	4-1
3/9	vs. Fairfield	Fort Myers, Fla.	W	7-2
	vs. Tennessee Tech	Fort Myers, Fla.	W	6-0
	vs. Aquinas College	Fort Myers, Fla.	W	9-0
	vs. Barry	Fort Myers, Fla.	W	8-0
3/10	vs. Rhode Island	Tampa, Fla.	W	18-0
	vs. Notre Dame	Tampa, Fla.	L	0-1
	vs. Notre Dame	Tampa, Fla.	W	3-0
3/11	vs. North Carolina	Tampa, Fla.	W	5-4
	vs. Miami (Ohio)	Tampa, Fla.	L	2-3
3/12	at South Florida	Tampa, Fla.	L	0-5
	vs. Robert Morris	Tampa, Fla.	W	5-4
3/19	at Cameron	Lawton, Okla.	W	12-0
	at Cameron	Lawton, Okla.	W	7-0
3/26	vs. Iowa	San Jose, Calif.	L	0-7
3/27	vs. Utah State	San Jose, Calif.	L	0-7
	vs. Sacramento State	San Jose, Calif.	W	9-5
	vs. Nebraska	San Jose, Calif.	L	5-11
3/28	vs. Toledo	San Jose, Calif.	W	15-5
	vs. Creighton	San Jose, Calif.	W	2-1
	vs. Colorado State	San Jose, Calif.	W	6-3
3/29	vs. Michigan	San Jose, Calif.	L	0-1
4/1	OKLAHOMA BAPTIST	NORMAN	W	8-0
	OKLAHOMA BAPTIST	NORMAN	L	4-5
4/4	vs. Nebraska	Stillwater, Okla.	W	6-0
	at Oklahoma State	Stillwater, Okla.	L	0-2
4/5	vs. Nebraska	Stillwater, Okla.	W	1-0
	at Oklahoma State	Stillwater, Okla.	L	0-3
4/8	OKLAHOMA CITY	NORMAN	L	3-7
	OKLAHOMA CITY	NORMAN	L	7-10
4/10	vs. Iowa State	Oklahoma City, Okla.	L	3-8
	vs. Georgia State	Oklahoma City, Okla.	W	8-0
4/11	vs. Kansas	Oklahoma City, Okla.	L	3-4
	vs. Oklahoma State	Oklahoma City, Okla.	L	0-2
	at Oklahoma City	Oklahoma City, Okla.	W	6-4
4/15	TEXAS-ARLINGTON	NORMAN	W	2-1
	TEXAS-ARLINGTON	NORMAN	W	8-1
4/17	at Washburn	Topeka, Kan.	L	1-6
	at Washburn	Topeka, Kan.	W	4-2
4/18	vs. Missouri	Lawrence, Kan.	W	1-0
	vs. Iowa State	Lawrence, Kan.	W	5-4
4/21	CAMERON	NORMAN	W	8-1
	CAMERON	NORMAN	W	11-0
	CAMERON	NORMAN	W	8-0
4/22	at Oklahoma Baptist	Shawnee, Okla.	L	0-2
	at Oklahoma Baptist	Shawnee, Okla.	W	1-0
4/24	at Regis	Denver, Colo.	W	4-0
	at Regis	Denver, Colo.	W	13-3
4/25	at Colorado State	Fort Collins, Colo.	L	0-4
	at Colorado State	Fort Collins, Colo.	L	0-5
4/26	at Colorado State	Fort Collins, Colo.	L	0-1
	at Colorado State	Fort Collins, Colo.	L	0-2
5/1	vs. Missouri	Oklahoma City, Okla.	L	0-3
	vs. Iowa State	Oklahoma City, Okla.	L	1-2

SPRING 1993 (22-28)

HEAD COACH: MICHELLE THOMAS-GROST

2/13	vs. New Mexico State	Grand Prairie, Texas	W	5-2
	at Texas-Arlington	Grand Prairie, Texas	L	1-2
2/14	vs. New Mexico State	Grand Prairie, Texas	W	6-0
	at Texas-Arlington	Grand Prairie, Texas	L	2-10
3/5	vs. Adrian College	Fort Myers, Fla.	W	12-2
	vs. Providence	Fort Myers, Fla.	L	3-4
	vs. Madonna	Fort Myers, Fla.	W	11-2
3/6	vs. Aquinas College	Fort Myers, Fla.	W	3-2

YEAR-BY-YEAR



	vs. Keene State	Fort Myers, Fla.	W	3-0
3/7	vs. Butler	Fort Myers, Fla.	W	9-0
	vs. Edinborough	Fort Myers, Fla.	W	13-0
3/8	vs. Boston University	Fort Myers, Fla.	L	2-4
	vs. Grand Valley State	Fort Myers, Fla.	W	9-0
3/12	vs. Winthrop	Tampa, Fla.	W	7-3
	vs. Penn State	Tampa, Fla.	W	1-0
	vs. Temple	Tampa, Fla.	W	2-1
3/13	vs. Temple	Tampa, Fla.	W	3-1
	vs. Illinois	Tampa, Fla.	L	0-4
3/14	vs. East Carolina	Tampa, Fla.	W	2-1
	vs. Michigan	Tampa, Fla.	L	0-4
3/23	at Oklahoma City	Oklahoma City, Okla.	L	2-5
	at Oklahoma City	Oklahoma City, Okla.	L	0-4
3/26	vs. California	Sunnyvale, Calif.	L	0-1
	vs. Hawaii	Sunnyvale, Calif.	L	3-4
	vs. Sacramento State	Sunnyvale, Calif.	L	0-4
3/27	vs. Pacific	Sunnyvale, Calif.	L	1-7
4/2	OKLAHOMA BAPTIST	NORMAN	W	4-3
	OKLAHOMA BAPTIST	NORMAN	W	2-0
4/3	KANSAS	NORMAN	L	1-9
	KANSAS	NORMAN	L	1-6
4/5	vs. Kansas	Oklahoma City, Okla.	L	0-4
	vs. Kansas	Oklahoma City, Okla.	L	1-5
4/7	at Oklahoma State	Stillwater, Okla.	L	0-7
	at Oklahoma State	Stillwater, Okla.	L	0-4
4/10	at Iowa State	Ames, Iowa	W	8-4
	at Iowa State	Ames, Iowa	L	1-3
4/11	at Iowa State	Ames, Iowa	W	5-2
	at Iowa State	Ames, Iowa	L	0-4
4/19	CAMERON	NORMAN	W	7-0
	CAMERON	NORMAN	W	11-0
4/21	OKLAHOMA STATE	NORMAN	L	0-4
	OKLAHOMA STATE	NORMAN	L	0-3
4/24	at Missouri	Columbia, Mo.	L	4-7
	at Missouri	Columbia, Mo.	L	0-1
4/25	at Missouri	Columbia, Mo.	L	2-4
	at Missouri	Columbia, Mo.	L	0-2
4/27	TEXAS-ARLINGTON	NORMAN	L	1-4
	TEXAS-ARLINGTON	NORMAN	W	4-3
5/8	OKLAHOMA BAPTIST	NORMAN	W	13-4
5/9	OKLAHOMA BAPTIST	NORMAN	L	2-3

SPRING 1994 (58-15)

HEAD COACH: JIM BEITIA

2/18	at Texas-Arlington	Grand Prairie, Texas	W	4-2
	vs. Nebraska	Grand Prairie, Texas	W	6-5
2/19	vs. Tulsa	Grand Prairie, Texas	W	11-10
	vs. Kansas	Grand Prairie, Texas	W	5-4
2/20	vs. Texas A&M	Grand Prairie, Texas	L	4-9
	vs. Northwestern	Grand Prairie, Texas	W	7-4
	vs. Creighton	Grand Prairie, Texas	W	7-5
3/4	vs. Slippery Rock	Fort Myers, Fla.	W	11-0
	vs. Villanova	Fort Myers, Fla.	W	9-0
	vs. Northwood	Gainesville, Fla.	W	3-2
3/5	vs. St. Thomas	Fort Myers, Fla.	W	15-0
	vs. Northwood	Gainesville, Fla.	W	5-2
	vs. Pennsylvania	Gainesville, Fla.	W	18-3
3/6	vs. Florida International	Gainesville, Fla.	W	7-1
	vs. Madonna	Gainesville, Fla.	W	7-0
	vs. Boston College	Gainesville, Fla.	W	2-1
3/7	vs. Boston University	Gainesville, Fla.	W	1-0
	vs. Pennsylvania	Gainesville, Fla.	W	13-1
	vs. Yale	Gainesville, Fla.	W	4-1
3/9	SOUTH CAROLINA	NORMAN	L	2-5
3/10	ROBERT MORRIS	NORMAN	W	6-2
	ROBERT MORRIS	NORMAN	L	2-12
3/11	vs. Virginia	Tampa, Fla.	W	2-1
	vs. Ball State	Tampa, Fla.	W	1-0
	vs. Michigan	Tampa, Fla.	W	2-1
3/12	vs. Sam Houston State	Tampa, Fla.	W	9-1
3/13	vs. East Carolina	Tampa, Fla.	W	11-1
	vs. North Carolina	Tampa, Fla.	W	4-3
	vs. UCLA	Tampa, Fla.	L	0-3
3/16	at Oklahoma Baptist	Shawnee, Okla.	W	18-0
	at Oklahoma Baptist	Shawnee, Okla.	W	14-0
3/18	vs. Tulsa	Stillwater, Okla.	W	10-3
	vs. Wichita State	Stillwater, Okla.	W	5-0
	at Oklahoma State	Stillwater, Okla.	W	2-0

3/19	vs. Oklahoma Christian	Stillwater, Okla.	W	5-4
3/24	vs. Texas A&M	Sacramento, Calif.	W	3-1
	vs. Bowling Green	Sacramento, Calif.	W	7-2
3/25	vs. Iowa	Sacramento, Calif.	W	2-1
	vs. Pacific	Sacramento, Calif.	W	6-1
3/26	vs. Connecticut	Sacramento, Calif.	W	4-1
	vs. Long Beach State	Sacramento, Calif.	W	2-1
3/27	vs. Hawaii	Sacramento, Calif.	W	4-2
	vs. California	Sacramento, Calif.	L	5-6
3/29	vs. Tulsa	Broken Arrow, Okla.	W	6-1
	vs. Tulsa	Broken Arrow, Okla.	W	7-2
3/30	KENT STATE	NORMAN	W	6-3
	KENT STATE	NORMAN	W	8-1
4/1	vs. Texas A&M	Sand Springs, Okla.	W	1-0
	vs. Louisiana-Monroe	Sand Springs, Okla.	W	3-1
	vs. Tulsa	Sand Springs, Okla.	W	13-2
4/2	vs. Kent State	Sand Springs, Okla.	W	8-1
	vs. Louisiana-Monroe	Sand Springs, Okla.	L	0-1
4/8	at Washburn	Topeka, Kan.	W	17-0
4/9	at Kansas	Lawrence, Kan.	W	6-4
4/10	at Kansas	Lawrence, Kan.	L	2-7
4/13	at Oklahoma State	Stillwater, Okla.	L	0-1
	at Oklahoma State	Stillwater, Okla.	L	0-2
4/16	IOWA STATE	NORMAN	W	5-0
	IOWA STATE	NORMAN	W	5-4
4/17	IOWA STATE	NORMAN	L	0-1
	IOWA STATE	NORMAN	W	14-1
4/19	TULSA	NORMAN	W	1-0
	TULSA	NORMAN	W	3-2
4/20	TEXAS-ARLINGTON	NORMAN	W	2-0
	TEXAS-ARLINGTON	NORMAN	W	5-1
4/23	MISSOURI	NORMAN	L	3-9
	MISSOURI	NORMAN	L	1-2
4/24	MISSOURI	NORMAN	L	2-6
	MISSOURI	NORMAN	W	10-5
5/20	vs. Florida State\$	Stillwater, Okla.	W	3-1
5/21	at Oklahoma State\$	Stillwater, Okla.	L	3-4
	vs. Providence\$	Stillwater, Okla.	W	4-1
5/22	at Oklahoma State\$	Stillwater, Okla.	L	1-2

SPRING 1995 (43-23, 12-4 BIG 8) HEAD COACH: PATTY GASSO

2/17	at Texas-Arlington	Grand Prairie, Texas	W	10-4
	vs. Texas State	Grand Prairie, Texas	W	6-1
	vs. #3 Texas A&M	Grand Prairie, Texas	W	2-0
2/18	vs. Iowa State	Grand Prairie, Texas	W	4-0
	vs. Minnesota	Grand Prairie, Texas	L	2-4
2/20	OKLAHOMA CITY	NORMAN	W	2-0
	OKLAHOMA CITY	NORMAN	L	4-7
2/24	vs. #4 Arizona	College Station, Texas	L	1-12
	vs. #14 La.-Lafayette	College Station, Texas	L	1-2
2/25	at #3 Texas A&M	College Station, Texas	W	5-1
	vs. #4 Arizona	College Station, Texas	L	2-8
2/26	vs. #14 La.-Lafayette	College Station, Texas	L	1-9
3/2	vs. Wichita State	Las Cruces, N.M.	W	10-0
	vs. Southern Utah	Las Cruces, N.M.	W	8-0
3/3	vs. #15 Washington	Las Cruces, N.M.	L	2-3
	vs. Louisiana-Monroe	Las Cruces, N.M.	W	1-0
3/4	vs. #8 Northwestern	Las Cruces, N.M.	W	1-0
	vs. #11 Oregon State	Las Cruces, N.M.	W	9-1
	vs. Fresno State	Las Cruces, N.M.	L	1-7
3/5	at New Mexico State	Las Cruces, N.M.	W	6-3
	at New Mexico State	Las Cruces, N.M.	W	4-0
3/10	at #2 Arizona	Tucson, Ariz.	L	0-7
	at #2 Arizona	Tucson, Ariz.	L	5-13
3/11	vs. New Mexico State	Tucson, Ariz.	L	3-4
	vs. New Mexico State	Tucson, Ariz.	W	10-2
3/12	vs. McNeese State	Tucson, Ariz.	W	8-0
	vs. McNeese State	Tucson, Ariz.	W	4-2
3/13	at Central Arizona	Coolidge, Ariz.	W	5-2
	at Central Arizona	Coolidge, Ariz.	L	0-1
3/14	at #2 Arizona	Tucson, Ariz.	L	1-19
	at #2 Arizona	Tucson, Ariz.	L	3-11
3/25	vs. Utah	Sacramento, Calif.	W	4-1 (9)
	vs. Pacific	Sacramento, Calif.	W	5-1
	vs. #7 Northwestern	Sacramento, Calif.	L	4-5
3/26	vs. Long Beach State	Sacramento, Calif.	W	12-2
	vs. #14 Oregon	Sacramento, Calif.	W	6-2
	at Sacramento State	Sacramento, Calif.	L	1-4



YEAR-BY-YEAR

4/1	at Iowa State	Ames, Iowa	W	3-2
	at Iowa State	Ames, Iowa	W	5-0
4/2	at Iowa State	Ames, Iowa	W	5-2
	at Iowa State	Ames, Iowa	W	2-1
4/5	vs. Oklahoma State	Oklahoma City, Okla.	W	3-2
	vs. Oklahoma State	Oklahoma City, Okla.	L	3-5 (10)
4/7	at Missouri State	Springfield, Mo.	W	8-0
	at Missouri State	Springfield, Mo.	W	6-1
4/8	vs. Eastern Illinois	Springfield, Mo.	W	8-2
	at Missouri State	Springfield, Mo.	L	2-5
4/9	vs. Saint Louis	Springfield, Mo.	W	9-0
	at Missouri State	Springfield, Mo.	W	4-0
4/15	KANSAS	NORMAN	W	6-1
	KANSAS	NORMAN	W	5-2
4/16	KANSAS	NORMAN	W	6-2
	KANSAS	NORMAN	L	2-3
4/18	vs. Tulsa	Broken Arrow, Okla.	W	3-1
	vs. Tulsa	Broken Arrow, Okla.	W	9-0
4/22	at Missouri	Columbia, Mo.	W	3-0
	at Missouri	Columbia, Mo.	W	2-0
4/23	at Missouri	Columbia, Mo.	W	4-1
	at Missouri	Columbia, Mo.	W	2-0
4/26	at Oklahoma State	Stillwater, Okla.	L	0-1
	at Oklahoma State	Stillwater, Okla.	L	1-3
5/19	vs. UNLV\$	Stillwater, Okla.	L	2-10
5/20	vs. Utah\$	Stillwater, Okla.	W	6-1
	at Oklahoma State\$	Stillwater, Okla.	W	2-0
5/21	vs. UNLV\$	Stillwater, Okla.	W	2-1
	vs. UNLV\$	Stillwater, Okla.	L	1-2

SPRING 1996 (50-20, 17-5 BIG 12) HEAD COACH: PATTY GASSO BIG 12 REGULAR SEASON & TOURNAMENT CHAMPIONS

2/16	vs. Utah	Grand Prairie, Texas	W	4-0
	vs. Stephen F. Austin	Grand Prairie, Texas	W	13-0
2/17	vs. Louisiana Tech	Grand Prairie, Texas	W	2-0
	vs. Northwestern	Grand Prairie, Texas	W	10-9
2/18	vs. Nebraska	Grand Prairie, Texas	W	2-1
	vs. Texas-San Antonio	Grand Prairie, Texas	L	2-3
2/23	at Louisiana-Lafayette	Lafayette, La.	W	4-2
	at Louisiana-Lafayette	Lafayette, La.	L	4-5 (12)
2/24	vs. Sam Houston State	Monroe, La.	L	1-6
	at Louisiana-Monroe	Monroe, La.	W	3-2
	vs. Tulsa	Monroe, La.	W	7-0
	vs. Northwestern State	Monroe, La.	W	9-1
2/25	vs. Stephen F. Austin	Monroe, La.	W	8-2
	vs. Nicholls State	Monroe, La.	W	2-0
	vs. McNeese State	Monroe, La.	W	2-1
	at Louisiana-Monroe	Monroe, La.	W	3-2 (10)
3/1	vs. Hofstra	Columbus, Ga.	L	0-1
	vs. Utah	Columbus, Ga.	W	3-0
3/2	vs. #14 South Carolina	Columbus, Ga.	L	1-2 (8)
	vs. #8 CS Northridge	Columbus, Ga.	L	1-8
3/3	vs. Oregon	Columbus, Ga.	W	4-2
	vs. Utah	Columbus, Ga.	L	2-5 (8)
3/7	vs. #14 Michigan	Tucson, Ariz.	W	5-0
	vs. North Carolina	Tucson, Ariz.	W	3-0
3/8	vs. #14 Michigan	Tucson, Ariz.	L	0-6
	at #3 Arizona	Tucson, Ariz.	L	0-10
3/9	vs. DePaul	Tucson, Ariz.	W	2-1
3/10	at #3 Arizona	Tucson, Ariz.	L	0-10
3/15	vs. Wichita State	Stillwater, Okla.	W	5-0
	vs. Kansas	Stillwater, Okla.	W	5-1
3/16	vs. Wichita State	Stillwater, Okla.	W	8-1
	at Oklahoma State	Stillwater, Okla.	W	7-4
3/21	vs. #8 South Carolina	Fullerton, Calif.	W	2-0
	vs. #1 Arizona	Fullerton, Calif.	L	1-2
3/22	vs. DePaul	Fullerton, Calif.	L	4-6
3/23	vs. #9 La.-Lafayette	Fullerton, Calif.	L	0-4
	vs. Northwestern	Fullerton, Calif.	W	5-1
3/30	IOWA STATE*	NORMAN	W	5-2
	IOWA STATE*	NORMAN	W	2-0
3/31	IOWA STATE*	NORMAN	L	0-1
4/3	at #25 Oklahoma State*	Stillwater, Okla.	W	4-0
	at #25 Oklahoma State*	Stillwater, Okla.	L	1-5
4/6	#12 TEXAS A&M*	NORMAN	W	6-2
	#12 TEXAS A&M*	NORMAN	W	4-2
4/7	#12 TEXAS A&M*	NORMAN	W	2-1 (11)
4/11	vs. Tulsa	Oklahoma City, Okla.	W	7-0

	vs. Tulsa	Oklahoma City, Okla.	W	7-2
4/13	at Missouri*	Columbia, Mo.	L	1-2
	at Missouri*	Columbia, Mo.	W	3-2 (9)
4/14	at Missouri*	Columbia, Mo.	W	6-4
4/17	at #23 Oklahoma State*	Oklahoma City, Okla.	L	0-1
	at #23 Oklahoma State*	Oklahoma City, Okla.	W	8-0
4/20	#14 NEBRASKA*	NORMAN	W	8-2
	#14 NEBRASKA*	NORMAN	W	4-2
4/21	#14 NEBRASKA*	NORMAN	W	4-1
4/24	vs. Wichita State	Tulsa, Okla.	W	2-0
	vs. Wichita State	Tulsa, Okla.	W	3-2
4/27	at Kansas*	Lawrence, Kan.	L	0-1 (10)
	at Kansas*	Lawrence, Kan.	W	1-0
4/28	at Kansas*	Lawrence, Kan.	W	2-1
5/4	TEXAS TECH*	NORMAN	W	6-2
	TEXAS TECH*	NORMAN	W	6-0
5/5	TEXAS TECH*	NORMAN	W	6-1
5/10	vs. #18 Nebraska!	Oklahoma City, Okla.	W	5-4
5/11	vs. #16 Oklahoma State!	Oklahoma City, Okla.	W	5-0
	vs. #18 Nebraska!	Oklahoma City, Okla.	W	1-0
5/17	vs. Northern Illinois\$	Iowa City, Iowa	W	8-0
5/18	at #13 Iowa\$	Iowa City, Iowa	L	0-1
	vs. Northern Illinois\$	Iowa City, Iowa	W	3-0
5/19	at #13 Iowa\$	Iowa City, Iowa	L	2-7

SPRING 1997 (55-19, 14-4 BIG 12) HEAD COACH: PATTY GASSO

2/15	vs. Missouri State	Oklahoma City, Okla.	W	5-2
	vs. Tulsa	Oklahoma City, Okla.	W	9-1
2/16	vs. Alabama	Oklahoma City, Okla.	W	12-0
	vs. Illinois-Chicago	Oklahoma City, Okla.	W	5-2
	vs. Kansas	Oklahoma City, Okla.	L	1-3
2/18	at Oklahoma City	Oklahoma City, Okla.	W	5-3
	at Oklahoma City	Oklahoma City, Okla.	W	4-1
2/20	at #7 La.-Lafayette	Lafayette, La.	L	1-2
	at #7 La.-Lafayette	Lafayette, La.	L	2-3
2/21	vs. Louisiana Tech	Monroe, La.	W	1-0
	vs. Mississippi	Monroe, La.	W	11-2
2/22	vs. Southern Illinois	Monroe, La.	L	0-1 (8)
	at Louisiana-Monroe	Monroe, La.	L	0-1
2/23	vs. Northern Illinois	Monroe, La.	W	3-0
	vs. McNeese State	Monroe, La.	W	4-0
	vs. Southern Illinois	Monroe, La.	W	4-2
	vs. Oklahoma City	Monroe, La.	L	0-1
2/28	vs. Connecticut	Columbus, Ga.	W	9-0
3/1	vs. Louisiana Tech	Columbus, Ga.	L	1-2
	vs. #16 Florida State	Columbus, Ga.	L	1-2 (8)
	vs. Northwestern	Columbus, Ga.	W	1-0
3/2	vs. #4 Washington	Columbus, Ga.	W	1-0
	vs. Illinois State	Columbus, Ga.	W	1-0
3/7	vs. Wichita State	Oklahoma City, Okla.	W	3-2
	vs. Northwestern	Oklahoma City, Okla.	W	3-1
3/8	vs. Stephen F. Austin	Oklahoma City, Okla.	W	9-0
	vs. Kansas	Oklahoma City, Okla.	W	8-0
3/9	vs. #24 Baylor	Oklahoma City, Okla.	W	3-0
3/14	vs. Rutgers	Houston, Texas	W	8-0
	vs. Tarleton State	Houston, Texas	W	4-0
	vs. Texas Lutheran	Houston, Texas	W	2-0
3/15	vs. #22 Baylor	Houston, Texas	W	3-0
	vs. McNeese State	Houston, Texas	L	1-4
	vs. #22 Baylor	Houston, Texas	W	3-1
	vs. Texas A&M	Houston, Texas	W	5-0
	vs. Oklahoma City	Houston, Texas	W	8-7
	vs. McNeese State	Houston, Texas	W	6-0
3/18	at #2 Fresno State	Fresno, Calif.	W	6-2
	at #2 Fresno State	Fresno, Calif.	L	2-6
3/20	vs. Oregon State	Fullerton, Calif.	L	1-4
	vs. UNLV	Fullerton, Calif.	W	7-3
3/21	vs. Utah State	Fullerton, Calif.	W	6-0
3/22	vs. Ohio State	Fullerton, Calif.	W	3-1
	vs. #5 Washington	Fullerton, Calif.	W	11-2
3/23	vs. #2 Fresno State	Fullerton, Calif.	W	2-0
	vs. Oregon State	Fullerton, Calif.	W	4-1
4/2	#17 OKLAHOMA STATE*	NORMAN	W	1-0
4/5	BAYLOR*	NORMAN	W	1-0
	BAYLOR*	NORMAN	W	2-0
4/6	TEXAS TECH*	NORMAN	W	3-0
	TEXAS TECH*	NORMAN	W	6-2
4/12	#11 MISSOURI*	NORMAN	W	2-1

YEAR-BY-YEAR



	#11 MISSOURI*	NORMAN	L	1-3
4/13	#23 KANSAS*	NORMAN	W	2-0
	#23 KANSAS*	NORMAN	W	2-0
4/16	at #17 Oklahoma State*	Stillwater, Okla.	W	4-0
4/19	at Texas*	Austin, Texas	L	1-4
	at Texas*	Austin, Texas	W	10-0
4/20	at Texas A&M*	College Station, Texas	L	2-8
	at Texas A&M*	College Station, Texas	W	8-7
4/23	vs. Wichita State	Tulsa, Okla.	W	6-2
	at Tulsa	Tulsa, Okla.	W	9-2
4/26	at Nebraska*	Lincoln, Neb.	L	1-2
	at Nebraska*	Lincoln, Neb.	W	4-2
4/27	at Iowa State*	Ames, Iowa	W	2-0
	at Iowa State*	Ames, Iowa	W	5-4
5/2	vs. Texas!	Oklahoma City, Okla.	W	6-5
5/3	vs. #25 Kansas!	Oklahoma City, Okla.	L	1-4
	vs. Nebraska!	Oklahoma City, Okla.	W	1-0
	vs. #9 Missouri!	Oklahoma City, Okla.	W	2-0
5/4	vs. #9 Missouri!	Oklahoma City, Okla.	L	4-6
5/16	#17 OKLAHOMA STATE\$	NORMAN	L	0-2
5/17	MISSOURI STATE\$	NORMAN	W	7-2
5/17	#17 OKLAHOMA STATE\$	NORMAN	L	3-5

SPRING 1998 (49-15, 12-5 BIG 12) HEAD COACH: PATTY GASSO

2/13	vs. Texas State	Grand Prairie, Texas	W	3-0 (8)
	vs. Stephen F. Austin	Grand Prairie, Texas	W	8-0
2/14	vs. New Mexico State	Grand Prairie, Texas	W	1-0
	vs. Tulsa	Grand Prairie, Texas	W	6-0
2/15	vs. New Mexico	Grand Prairie, Texas	W	9-0
	vs. Illinois-Chicago	Grand Prairie, Texas	W	3-0
	vs. #11 Oklahoma State	Grand Prairie, Texas	W	4-3
2/19	WICHITA STATE	NORMAN	W	8-0
	WICHITA STATE	NORMAN	W	8-0
2/20	CREIGHTON	NORMAN	W	4-3 (8)
2/21	WICHITA STATE	NORMAN	W	4-0
	MISSOURI STATE	NORMAN	L	4-7
2/22	CREIGHTON	NORMAN	W	4-0
	MCNEESE STATE	NORMAN	W	6-1
2/24	OKLAHOMA CITY	NORMAN	W	5-1
	OKLAHOMA CITY	NORMAN	W	12-4
2/27	vs. #18 Minnesota	Columbus, Ga.	W	5-2
	vs. #8 California	Columbus, Ga.	W	1-0
2/28	vs. Boston University	Columbus, Ga.	W	5-0
	vs. Florida	Columbus, Ga.	W	1-0
3/1	vs. #3 Michigan	Columbus, Ga.	L	3-7
	vs. #2 Washington	Columbus, Ga.	L	0-3
3/6	at #1 Arizona	Tucson, Ariz.	L	4-6
	at #1 Arizona	Tucson, Ariz.	W	4-3
3/7	vs. San Diego State	Tucson, Ariz.	W	4-2
	vs. San Diego State	Tucson, Ariz.	W	3-2
3/8	vs. Texas Tech	Tucson, Ariz.	L	0-1
3/13	ILLINOIS STATE	NORMAN	W	2-1 (8)
	BAYLOR	NORMAN	W	5-4
3/14	ILLINOIS STATE	NORMAN	W	3-0
	BAYLOR	NORMAN	W	9-0
3/19	vs. #18 Oregon State	Fullerton, Calif.	L	1-3
	vs. #5 Fresno State	Fullerton, Calif.	W	2-0
3/20	vs. #25 Florida	Fullerton, Calif.	W	8-0
	vs. UNLV	Fullerton, Calif.	W	5-3
3/21	vs. San Diego State	Fullerton, Calif.	W	4-1
3/22	vs. #11 Texas	Fullerton, Calif.	L	0-2
4/1	at #10 Oklahoma State*	Stillwater, Okla.	L	1-2
4/4	at Baylor*	Waco, Texas	W	5-1
	at Baylor*	Waco, Texas	W	5-3
4/5	at #19 Texas Tech*	Lubbock, Texas	W	6-1
	at #19 Texas Tech*	Lubbock, Texas	W	8-0
4/11	at #14 Missouri*	Columbia, Mo.	W	2-1
	at #14 Missouri*	Columbia, Mo.	W	4-1
4/12	at Kansas*	Lawrence, Kan.	W	1-0
	at Kansas*	Lawrence, Kan.	W	1-0 (9)
4/16	#3 FRESNO STATE	NORMAN	W	4-2
	#3 FRESNO STATE	NORMAN	W	8-7 (10)
4/18	#8 TEXAS*	NORMAN	L	0-1
	#8 TEXAS *	NORMAN	W	5-4
4/19	TEXAS A&M*	NORMAN	W	1-0 (9)
	TEXAS A&M*	NORMAN	L	1-3
4/22	#12 OKLAHOMA STATE*	NORMAN	W	2-1
4/25	#7 NEBRASKA*	NORMAN	L	3-5

	#7 NEBRASKA*	NORMAN	L	3-6
4/26	IOWA STATE*	NORMAN	W	5-2
5/1	vs. Baylor!	Oklahoma City, Okla.	W	3-2
	vs. #8 Texas!	Oklahoma City, Okla.	W	1-0
5/2	vs. #11 Oklahoma State!	Oklahoma City, Okla.	W	3-2
5/3	vs. #5 Nebraska!	Oklahoma City, Okla.	L	0-3
5/15	vs. Harvard\$	Amherst, Mass.	W	8-0
5/16	at #21 Massachusetts\$	Amherst, Mass.	L	0-1
	vs. Harvard\$	Amherst, Mass.	W	3-0
5/17	at #21 Massachusetts\$	Amherst, Mass.	L	1-3

SPRING 1999 (40-16, 11-3 BIG 12) HEAD COACH: PATTY GASSO BIG 12 REGULAR SEASON CHAMPIONS

2/9	OKLAHOMA CHRISTIAN	NORMAN	W	8-0
	OKLAHOMA CHRISTIAN	NORMAN	W	7-0
2/12	vs. Mississippi	Grand Prairie, Texas	W	13-3
	vs. Louisiana-Monroe	Grand Prairie, Texas	W	8-0
2/13	vs. Northwestern	Grand Prairie, Texas	W	4-0
	vs. #10 Oklahoma State	Grand Prairie, Texas	W	3-2
2/14	vs. #25 Oregon	Grand Prairie, Texas	W	3-2
	vs. #24 Illinois-Chicago	Grand Prairie, Texas	L	3-7
2/19	CREIGHTON	NORMAN	W	12-0
	CREIGHTON	NORMAN	W	4-2
2/20	COLORADO STATE	NORMAN	W	5-3
	COLORADO STATE	NORMAN	W	5-0
2/21	MISSOURI STATE	NORMAN	L	0-1
	MISSOURI STATE	NORMAN	W	7-0
2/26	vs. Nicholls State	Columbus, Ga.	W	8-0
	vs. Michigan State	Columbus, Ga.	W	7-1
2/27	vs. #10 Massachusetts	Columbus, Ga.	W	2-0
	vs. #9 LSU	Columbus, Ga.	W	5-2
2/28	vs. Louisiana-Lafayette	Columbus, Ga.	L	0-4
3/5	WICHITA STATE	NORMAN	W	2-1
	WICHITA STATE	NORMAN	W	17-2
3/6	BAYLOR	NORMAN	W	6-1
	BAYLOR	NORMAN	W	4-2
3/7	OKLAHOMA CHRISTIAN	NORMAN	W	4-1
	OKLAHOMA CHRISTIAN	NORMAN	W	10-0
3/9	OKLAHOMA CITY	NORMAN	L	7-8 (8)
	OKLAHOMA CITY	NORMAN	W	3-2
3/16	at #3 Fresno State	Fresno, Calif.	L	0-1
	at #3 Fresno State	Fresno, Calif.	L	0-4
3/18	vs. #4 Washington	Fullerton, Calif.	L	0-4
	vs. UNLV	Fullerton, Calif.	L	3-7
3/19	vs. Florida	Fullerton, Calif.	W	5-1
	at Cal State Fullerton	Fullerton, Calif.	W	5-3
3/20	vs. #11 Texas	Fullerton, Calif.	L	1-5
3/27	MISSOURI*	NORMAN	W	1-0
3/28	KANSAS*	NORMAN	W	4-2
	KANSAS*	NORMAN	W	5-3
4/6	WICHITA STATE	NORMAN	W	7-0
	WICHITA STATE	NORMAN	W	7-0
4/10	at Nebraska*	Lincoln, Neb.	L	2-4
	at Nebraska*	Lincoln, Neb.	W	10-1
4/11	at Iowa State*	Ames, Iowa	W	3-2
	at Iowa State*	Ames, Iowa	W	5-0
4/17	at #19 Texas A&M*	College Station, Texas	W	3-0
	at #19 Texas A&M*	College Station, Texas	W	6-4
4/18	at #15 Texas*	Austin, Texas	W	2-1
	at #15 Texas*	Austin, Texas	L	0-1
4/21	OKLAHOMA STATE*	NORMAN	W	7-2
4/24	TEXAS TECH*	NORMAN	L	1-4
4/30	at Oklahoma State*	Stillwater, Okla.	W	6-2
5/13	vs. Oklahoma State!	Oklahoma City, Okla.	W	5-0
	vs. Nebraska!	Oklahoma City, Okla.	L	0-2
5/14	vs. Texas Tech!	Oklahoma City, Okla.	L	1-2
5/20	vs. Long Beach State\$	Baton Rouge, La.	W	3-1
5/21	vs. #8 Southern Miss\$	Baton Rouge, La.	L	0-5
5/22	at #7 LSU\$	Baton Rouge, La.	L	3-7

SPRING 2000 (66-8, 17-1 BIG 12) HEAD COACH: PATTY GASSO BIG 12 REGULAR SEASON CHAMPIONS NATIONAL CHAMPIONS

2/11	vs. Kentucky	Grand Prairie, Texas	W	5-0
	vs. Louisiana-Monroe	Grand Prairie, Texas	W	2-0
	vs. Purdue	Grand Prairie, Texas	W	6-1
2/12	vs. Texas State	Grand Prairie, Texas	W	9-0
2/13	vs. #5 Southern Miss	Grand Prairie, Texas	W	10-1



YEAR-BY-YEAR

	vs. Arkansas	Grand Prairie, Texas	W	5-3
	vs. Texas-San Antonio	Grand Prairie, Texas	W	3-2
2/18	vs. New Mexico	Tucson, Ariz.	W	10-2
	vs. Penn State	Tucson, Ariz.	W	9-3
2/19	vs. Tennessee Tech	Tucson, Ariz.	W	16-1
2/20	vs. Kentucky	Tucson, Ariz.	W	13-4
	at #4 Arizona	Tucson, Ariz.	L	0-6
2/23	ARKANSAS	NORMAN	W	3-0
	ARKANSAS	NORMAN	W	6-2
2/24	MISSOURI STATE	NORMAN	W	8-0
2/25	#16 CS FULLERTON	NORMAN	W	8-0
	MISSISSIPPI	NORMAN	W	12-4
2/26	KANSAS	NORMAN	W	3-0
	NICHOLLS STATE	NORMAN	W	16-1
2/27	CREIGHTON	NORMAN	W	2-0
3/3	vs. Massachusetts	Columbus, Ga.	W	9-2
	vs. Mississippi State	Columbus, Ga.	W	12-4
3/4	vs. #9 Stanford	Columbus, Ga.	W	8-0
	vs. Texas	Columbus, Ga.	W	8-1
3/5	vs. #8 Fresno State	Columbus, Ga.	L	0-1
3/8	at Wichita State	Wichita, Kan.	W	10-0
	at Wichita State	Wichita, Kan.	W	11-0
3/10	#8 LSU	NORMAN	L	0-3
3/11	TEXAS-SAN ANTONIO	NORMAN	W	5-3
	COLORADO STATE	NORMAN	W	9-0
3/12	#12 SOUTHERN MISS	NORMAN	L	4-5
	WICHITA STATE	NORMAN	W	5-2
3/14	at #20 Long Beach St.	Long Beach, Calif.	W	3-1
	at #20 Long Beach St.	Long Beach, Calif.	W	5-2
3/16	vs. #12 Oregon State	Fullerton, Calif.	W	9-0
	vs. DePaul	Fullerton, Calif.	W	5-4
3/17	vs. UNLV	Fullerton, Calif.	W	10-5
3/18	vs. Louisiana-Monroe	Fullerton, Calif.	W	8-0
	vs. Notre Dame	Fullerton, Calif.	L	2-4
3/25	at #25 Texas A&M*	College Station, Texas	W	4-2
3/26	at #25 Texas A&M*	College Station, Texas	W	4-1
3/29	TULSA	NORMAN	W	4-1
	TULSA	NORMAN	W	1-0
4/2	IOWA STATE*	NORMAN	W	9-0
	IOWA STATE*	NORMAN	W	8-2
4/5	at #20 Oklahoma State*	Stillwater, Okla.	W	4-2
4/8	at Texas*	Austin, Texas	W	5-1
4/9	at Texas*	Austin, Texas	W	9-5
4/12	at Missouri*	Columbia, Mo.	W	7-3
	at Missouri*	Columbia, Mo.	W	2-1
4/14	NEBRASKA*	NORMAN	L	0-1 (11)
	NEBRASKA*	NORMAN	W	13-0
4/15	TEXAS TECH*	NORMAN	W	5-0
4/16	TEXAS TECH*	NORMAN	W	7-1
4/19	#22 OKLAHOMA STATE*	NORMAN	W	10-5
4/21	at Baylor*	Waco, Texas	W	6-0
4/22	at Baylor*	Waco, Texas	W	8-1
4/25	OKLAHOMA CITY	NORMAN	W	6-0
	OKLAHOMA CITY	NORMAN	W	1-0
4/29	KANSAS*	NORMAN	W	11-3
4/30	KANSAS*	NORMAN	W	6-2
5/11	vs. Missouri!	Oklahoma City, Okla.	W	8-3
	vs. Texas A&M!	Oklahoma City, Okla.	L	6-9
5/12	vs. Texas!	Oklahoma City, Okla.	W	11-0
	vs. #18 Nebraska!	Oklahoma City, Okla.	W	4-3
5/13	vs. #18 Nebraska!	Oklahoma City, Okla.	L	1-3
5/18	HARVARD\$	NORMAN	W	11-0
5/19	CS NORTHBRIDGE\$	NORMAN	W	2-1
5/20	#13 OREGON STATES\$	NORMAN	W	5-3
5/21	#13 OREGON STATES\$	NORMAN	W	3-2
5/25	vs. #10 California^	Oklahoma City, Okla.	W	2-1
5/27	vs. #8 Southern Miss^	Oklahoma City, Okla.	W	3-1
5/28	vs. #2 Arizona^	Oklahoma City, Okla.	W	1-0
5/29	vs. #3 UCLA^	Oklahoma City, Okla.	W	3-1

SPRING 2001 (50-9, 14-2 BIG 12) HEAD COACH: PATTY GASSO BIG 12 TOURNAMENT CHAMPIONS

2/9	vs. Louisiana Tech	Grand Prairie, Texas	W	3-1
	vs. Kentucky	Grand Prairie, Texas	W	10-1
	vs. BYU	Grand Prairie, Texas	W	6-3
2/10	vs. Tulsa	Grand Prairie, Texas	W	17-1
	vs. Arkansas	Grand Prairie, Texas	W	8-1
2/17	CREIGHTON	NORMAN	W	4-0

2/18	WICHITA STATE	NORMAN	W	9-0
	TULSA	NORMAN	W	7-1
2/20	at Arkansas	Fayetteville, Ark.	W	2-0
	at Arkansas	Fayetteville, Ark.	W	3-2
2/23	vs. #16 Oregon State	Columbus, Ga.	W	1-0
	vs. San Diego State	Columbus, Ga.	W	8-2
2/24	vs. #19 South Carolina	Columbus, Ga.	L	0-4
	vs. #15 Nebraska	Columbus, Ga.	W	6-5 (8)
2/25	vs. #23 Southern Miss	Columbus, Ga.	L	1-2
3/2	vs. Indiana State	Tucson, Ariz.	W	10-1
	vs. #23 Baylor	Tucson, Ariz.	W	2-1
3/3	vs. Creighton	Tucson, Ariz.	W	11-3
	vs. Western Michigan	Tucson, Ariz.	W	10-1
3/4	at #2 Arizona	Tucson, Ariz.	L	2-6
3/9	NORTH CAROLINA	NORMAN	W	8-0
3/10	LOUISIANA-MONROE	NORMAN	W	3-2
	LOUISIANA-LAFAYETTE	NORMAN	W	7-5 (8)
3/12	LOUISIANA-MONROE	NORMAN	W	5-2
3/15	vs. Utah State	Fullerton, Calif.	W	8-0
	vs. #7 Fresno State	Fullerton, Calif.	W	8-6
3/16	vs. #14 Notre Dame	Fullerton, Calif.	W	4-2
	vs. New Mexico State	Fullerton, Calif.	W	5-4
3/17	vs. #11 DePaul	Fullerton, Calif.	L	2-3
3/20	vs. San Diego State	San Diego, Calif.	L	1-4
3/23	#20 TEXAS A&M*	NORMAN	W	5-1
3/24	#20 TEXAS A&M*	NORMAN	W	8-0
3/30	at #17 Nebraska*	Lincoln, Neb.	L	5-6
	at #17 Nebraska*	Lincoln, Neb.	L	1-3
4/1	at Iowa State*	Ames, Iowa	W	11-2
	at Iowa State*	Ames, Iowa	W	13-3
4/4	OKLAHOMA STATE*	NORMAN	W	3-0
4/7	TEXAS*	NORMAN	W	4-1
4/8	TEXAS*	NORMAN	W	7-4
4/13	at Texas Tech*	Lubbock, Texas	W	8-0
4/14	at Texas Tech*	Lubbock, Texas	W	5-0
4/19	at Oklahoma State*	Stillwater, Okla.	W	16-0
4/21	BAYLOR*	NORMAN	W	16-0
4/22	BAYLOR*	NORMAN	W	7-1
4/25	vs. Tulsa	Sand Springs, Okla.	W	13-2
4/28	at Kansas*	Lawrence, Kan.	W	2-1
4/29	at Kansas*	Lawrence, Kan.	W	6-2
5/3	TULSA	NORMAN	W	9-0
5/9	vs. Texas A&M!	Oklahoma City, Okla.	W	7-0
5/10	vs. Texas Tech!	Oklahoma City, Okla.	W	2-1
5/11	vs. Nebraska!	Oklahoma City, Okla.	W	10-2
5/12	vs. Oklahoma State!	Oklahoma City, Okla.	W	6-0
5/17	LEHIGH\$	NORMAN	W	9-2
5/18	NORTH CAROLINA\$	NORMAN	W	13-0
5/19	#12 WASHINGTON\$	NORMAN	W	3-2
5/20	#12 WASHINGTON\$	NORMAN	W	10-2
5/24	vs. #21 Michigan^	Oklahoma City, Okla.	W	2-0
5/25	vs. #1 Arizona^	Oklahoma City, Okla.	L	4-5 (8)
5/26	vs. #3 LSU^	Oklahoma City, Okla.	L	1-2 (13)

SPRING 2002 (49-16, 14-2 BIG 12) HEAD COACH: PATTY GASSO

2/8	at Texas-Arlington	Grand Prairie, Texas	W	4-0
	vs. Stephen F. Austin	Grand Prairie, Texas	W	8-0
2/9	vs. Utah	Grand Prairie, Texas	W	6-1
	vs. Texas-San Antonio	Grand Prairie, Texas	W	9-1
	vs. Louisiana-Monroe	Grand Prairie, Texas	W	8-2
2/15	CREIGHTON	NORMAN	W	6-1
2/16	DRAKE	NORMAN	W	15-0
	#21 LA.-LAFAYETTE	NORMAN	W	5-3
2/17	NORTHWESTERN ST.	NORMAN	W	4-1
	MISSOURI STATE	NORMAN	W	12-3
2/19	OKLAHOMA CITY	NORMAN	W	8-2
2/22	vs. Utah	Columbus, Ga.	W	8-1
	vs. #18 Alabama	Columbus, Ga.	L	1-6
2/23	vs. Wisconsin	Columbus, Ga.	W	4-3
	vs. #10 Michigan	Columbus, Ga.	L	0-1
2/24	vs. #19 Notre Dame	Columbus, Ga.	W	3-2
	vs. Wisconsin	Columbus, Ga.	L	1-2
3/1	at Florida International	Miami, Fla.	W	9-0
	vs. Auburn	Miami, Fla.	W	6-2
3/2	vs. Connecticut	Miami, Fla.	W	4-2
	vs. #20 Florida Atlantic	Miami, Fla.	L	5-6
	vs. #20 Florida Atlantic	Miami, Fla.	L	3-5
3/7	WICHITA STATE	NORMAN	W	3-1

YEAR-BY-YEAR



	TEXAS A&M-CC	NORMAN	W	5-4 (9)
3/8	TEXAS A&M-CC	NORMAN	W	10-0
	WICHITA STATE	NORMAN	W	12-1
3/9	CREIGHTON	NORMAN	W	8-0
3/10	CREIGHTON	NORMAN	W	8-0
3/14	vs. #22 Florida State	Fullerton, Calif.	L	0-1
	at #9 Cal State Fullerton	Fullerton, Calif.	L	0-6
3/15	vs. Rutgers	Fullerton, Calif.	W	8-3 (8)
	vs. Texas	Fullerton, Calif.	L	0-1
3/16	vs. Utah	Fullerton, Calif.	W	8-0
3/18	at Loyola Marymount	Los Angeles, Calif.	W	7-2
3/23	at #22 Texas A&M*	College Station, Texas	W	6-1
3/24	at #22 Texas A&M*	College Station, Texas	W	2-1
3/27	at Tulsa	Tulsa, Okla.	W	14-6
3/29	TEXAS TECH*	NORMAN	W	3-1
	TEXAS TECH*	NORMAN	W	4-0
4/3	at Oklahoma State*	Stillwater, Okla.	W	6-5
4/6	at Iowa State*	Ames, Iowa	W	10-6
	at Iowa State*	Ames, Iowa	W	11-1
4/10	at Missouri*	Columbia, Mo.	W	8-1
	at Missouri*	Columbia, Mo.	W	3-1
4/14	#18 TEXAS*	NORMAN	L	1-2 (10)
	#18 TEXAS*	NORMAN	L	2-3
4/16	vs. #12 Fresno State	Oklahoma City, Okla.	L	0-4
4/17	vs. #1 Arizona	Oklahoma City, Okla.	L	0-1 (9)
4/20	KANSAS*	NORMAN	W	6-3
4/21	KANSAS*	NORMAN	W	2-0
4/24	OKLAHOMA STATE*	NORMAN	W	5-4 (10)
4/27	at #22 Baylor*	Waco, Texas	W	5-1 (10)
4/28	at #22 Baylor*	Waco, Texas	W	2-0
4/30	TULSA	NORMAN	W	11-2
5/2	vs. Kansas!	Oklahoma City, Okla.	L	1-3
5/3	vs. Iowa State!	Oklahoma City, Okla.	W	5-1
5/4	vs. Kansas!	Oklahoma City, Okla.	W	10-0
	vs. #10 Texas!	Oklahoma City, Okla.	W	4-0
5/5	vs. #10 Texas!	Oklahoma City, Okla.	L	0-2
5/16	UTAH\$	NORMAN	W	6-0
5/17	#23 TEXAS A&M\$	NORMAN	W	7-0
5/18	#10 TEXAS\$	NORMAN	W	4-1
5/19	#23 TEXAS A&M\$	NORMAN	W	8-1
5/23	vs. #5 California^	Oklahoma City, Okla.	L	2-4
5/25	vs. #1 UCLA^	Oklahoma City, Okla.	L	0-2

SPRING 2003 (47-14, 12-6 BIG 12) HEAD COACH: PATTY GASSO

2/7	vs. Illinois-Chicago	Gainesville, Fla.	W	5-1
	vs. South Florida	Gainesville, Fla.	L	4-5
2/8	at Florida	Gainesville, Fla.	W	2-0
	vs. South Florida	Gainesville, Fla.	W	8-0
2/14	UAB	NORMAN	W	7-0
	UAB	NORMAN	L	5-6
2/15	LONG BEACH STATE	NORMAN	W	4-3
2/21	vs. Villanova	Columbus, Ga.	W	3-1
2/23	vs. #7 CS Fullerton	Columbus, Ga.	W	3-0
	vs. #9 LSU	Columbus, Ga.	L	4-7 (9)
2/28	vs. UC Riverside	Tempe, Ariz.	W	7-4
	at #10 Arizona State	Tempe, Ariz.	W	7-2
3/1	at #10 Arizona State	Tempe, Ariz.	W	6-0
3/2	vs. UC Riverside	Tempe, Ariz.	W	13-1
	at #10 Arizona State	Tempe, Ariz.	W	8-5
3/3	UMKC	NORMAN	W	4-0
	UMKC	NORMAN	W	8-0
3/7	NORTHWESTERN ST.	NORMAN	W	5-3
	WISCONSIN	NORMAN	W	1-0
3/8	WISCONSIN	NORMAN	W	2-0
	NORTHWESTERN ST.	NORMAN	W	6-3
3/11	ST. GREGORY'S	NORMAN	W	7-4
	ST. GREGORY'S	NORMAN	W	5-0
3/13	vs. #12 Arizona State	Fullerton, Calif.	W	5-3
	vs. UNLV	Fullerton, Calif.	W	5-2
3/14	vs. Cal State Northridge	Fullerton, Calif.	W	1-0
	vs. Louisiana-Lafayette	Fullerton, Calif.	W	1-0
3/20	at #5 Nebraska*	Lincoln, Neb.	W	1-0
	at #5 Nebraska*	Lincoln, Neb.	L	0-8
3/22	at #24 Kansas*	Lawrence, Kan.	W	3-1
3/23	at #24 Kansas*	Lawrence, Kan.	W	10-0
3/26	MISSOURI*	NORMAN	L	0-2
	MISSOURI*	NORMAN	W	5-1
3/29	BAYLOR*	NORMAN	W	2-0

3/30	BAYLOR*	NORMAN	W	3-0
4/2	#17 OKLAHOMA STATE*	NORMAN	W	2-1
4/5	IOWA STATE*	NORMAN	L	1-2
4/6	IOWA STATE*	NORMAN	W	10-1
4/11	at #5 Texas*	Austin, Texas	L	0-1 (9)
4/12	at #5 Texas*	Austin, Texas	L	1-2
4/15	OKLAHOMA CITY	NORMAN	W	11-2
4/18	at Texas Tech*	Lubbock, Texas	W	6-2
	at Texas Tech*	Lubbock, Texas	W	10-0
4/22	at Tulsa	Tulsa, Okla.	W	8-0
4/24	at #15 Oklahoma State*	Stillwater, Okla.	L	0-4
4/26	#19 TEXAS A&M*	NORMAN	W	4-2
4/27	#19 TEXAS A&M*	NORMAN	W	12-5
4/28	TULSA	NORMAN	L	4-5
5/2	vs. #20 Texas A&M!	Oklahoma City, Okla.	W	4-0 (9)
	vs. #3 Texas!	Oklahoma City, Okla.	L	0-1
5/3	vs. Baylor!	Oklahoma City, Okla.	W	1-0
	vs. #14 Oklahoma State!	Oklahoma City, Okla.	W	3-2
5/4	vs. #14 Oklahoma State!	Oklahoma City, Okla.	W	11-2
	vs. #3 Texas!	Oklahoma City, Okla.	L	0-1
5/15	vs. Bethune Cookman\$	Gainesville, Fla.	W	5-1
5/16	vs. #19 South Florida\$	Gainesville, Fla.	W	8-0
5/17	vs. Texas-Arlington\$	Gainesville, Fla.	W	6-2
5/18	vs. Oregon State\$	Gainesville, Fla.	W	7-2
5/22	vs. #8 Washington^	Oklahoma City, Okla.	L	1-3
5/24	vs. #16 Alabama^	Oklahoma City, Okla.	W	6-3 (9)
	vs. #9 California^	Oklahoma City, Okla.	L	2-5

SPRING 2004 (45-22-1, 11-7 BIG 12) HEAD COACH: PATTY GASSO

2/6	vs. Illinois	Baton Rouge, La.	W	7-0
	vs. SE Louisiana	Baton Rouge, La.	W	5-4
2/7	vs. Centenary	Baton Rouge, La.	W	8-0
	at #14 LSU	Baton Rouge, La.	W	6-4
2/8	vs. Centenary	Baton Rouge, La.	W	9-1
	vs. Illinois	Baton Rouge, La.	T	2-2
2/11	OKLAHOMA CHRISTIAN	NORMAN	W	8-0
2/18	NORTH TEXAS	NORMAN	W	7-2
	NORTH TEXAS	NORMAN	W	5-4
2/20	LOUISVILLE	NORMAN	L	1-3 (8)
	LOUISVILLE	NORMAN	W	8-0
2/21	NORTH CAROLINA	NORMAN	W	10-0
	NORTH CAROLINA	NORMAN	W	4-2
2/22	SAM HOUSTON STATE	NORMAN	L	1-3
	SAM HOUSTON STATE	NORMAN	W	15-10
2/27	vs. Massachusetts	Columbus, Ga.	W	9-0
	vs. Central Michigan	Columbus, Ga.	L	2-3
2/28	vs. DePaul	Columbus, Ga.	W	5-1
	vs. #11 Florida State	Columbus, Ga.	L	2-3
2/29	vs. #7 Michigan	Columbus, Ga.	W	4-0
	vs. Central Michigan	Columbus, Ga.	W	8-2
3/5	at Houston	Houston, Texas	W	5-2
3/6	at Houston	Houston, Texas	W	2-1
	at Houston	Houston, Texas	L	1-2
3/12	NEW MEXICO	NORMAN	W	4-3 (8)
	NEW MEXICO	NORMAN	W	10-5 (8)
3/13	MCNEESE STATE	NORMAN	L	4-5
	MCNEESE STATE	NORMAN	W	6-2
3/14	CENTENARY	NORMAN	W	6-0
	CENTENARY	NORMAN	W	9-0
3/16	at San Diego State	San Diego, Calif.	W	4-1
3/18	vs. Illinois	Fullerton, Calif.	W	5-2
	vs. #15 Fresno State	Fullerton, Calif.	L	1-2
3/19	vs. #1 Arizona	Fullerton, Calif.	L	1-9
3/20	vs. #20 Nebraska	Fullerton, Calif.	W	1-0
	vs. #9 Washington	Fullerton, Calif.	L	0-1 (8)
3/27	at Texas A&M*	College Station, Texas	L	0-1
3/28	at Texas A&M*	College Station, Texas	L	4-5
3/29	at #21 Baylor*	Waco, Texas	L	1-3 (10)
	at #21 Baylor*	Waco, Texas	L	1-4
4/3	TEXAS*	NORMAN	W	3-2
4/4	TEXAS*	NORMAN	W	9-6
4/5	at Tulsa	Tulsa, Okla.	L	0-2
4/8	at Oklahoma State*	Stillwater, Okla.	W	2-1
4/10	MISSOURI*	NORMAN	W	5-0
	MISSOURI*	NORMAN	W	1-0
4/17	at #18 Nebraska*	Lincoln, Neb.	L	1-2
4/18	at #18 Nebraska*	Lincoln, Neb.	L	1-3
4/21	TEXAS TECH*	NORMAN	W	7-3



YEAR-BY-YEAR

	TEXAS TECH*	NORMAN	W	4-3
4/24	KANSAS*	NORMAN	W	10-1
4/25	KANSAS*	NORMAN	W	2-1
4/28	OKLAHOMA STATE*	NORMAN	W	5-1
4/30	at Iowa State*	Ames, Iowa	W	6-1
5/1	at Iowa State*	Ames, Iowa	L	1-2
5/11	TULSA	NORMAN	W	4-3
5/13	vs. #19 Baylor!	Oklahoma City, Okla.	W	5-2
5/14	vs. #14 Nebraska!	Oklahoma City, Okla.	L	0-7
	vs. Kansas!	Oklahoma City, Okla.	W	1-0
5/15	vs. Missouri!	Oklahoma City, Okla.	L	2-3 (13)
5/20	vs. Temple\$	Tucson, Ariz.	W	5-0
5/21	vs. Northwestern\$	Tucson, Ariz.	W	8-0
5/22	at #1 Arizona\$	Tucson, Ariz.	W	3-2
5/23	vs. #9 La.-Lafayette\$	Tucson, Ariz.	L	4-12
	vs. #9 La.-Lafayette\$	Tucson, Ariz.	W	15-0
5/27	vs. #7 Washington^	Oklahoma City, Okla.	W	6-2
5/28	vs. #2 California^	Oklahoma City, Okla.	L	1-2 (8)
5/29	vs. #8 Stanford^	Oklahoma City, Okla.	L	2-3

SPRING 2005 (50-17, 12-6 BIG 12) HEAD COACH: PATTY GASSO

2/4	vs. Florida Atlantic	Clearwater, Fla.	W	12-0
	vs. Appalachian State	Clearwater, Fla.	W	6-2
2/5	vs. Louisville	Clearwater, Fla.	L	1-2
	vs. Florida	Clearwater, Fla.	L	0-3
2/6	vs. DePaul	Clearwater, Fla.	L	1-4
2/11	vs. #13 Alabama	Houston, Texas	L	0-2
	vs. Sam Houston State	Houston, Texas	W	1-0
2/12	vs. Sam Houston State	Houston, Texas	W	12-2
	vs. Houston	Houston, Texas	W	7-0
2/18	LIPSCOMB	NORMAN	W	11-1
	CREIGHTON	NORMAN	W	8-0
2/19	CREIGHTON	NORMAN	W	14-2
2/20	LIPSCOMB	NORMAN	W	8-0
	NORTH TEXAS	NORMAN	W	5-1
2/22	OKLAHOMA CITY	NORMAN	W	8-3
2/25	vs. Michigan State	Columbus, Ga.	W	8-0
	vs. Lehigh	Columbus, Ga.	W	5-0
2/26	vs. #21 Florida State	Columbus, Ga.	W	3-0
	vs. Seton Hall	Columbus, Ga.	W	4-1
3/2	ARKANSAS	NORMAN	W	12-0
	ARKANSAS	NORMAN	W	8-0
3/4	vs. Illinois-Chicago	Las Vegas, Nev.	W	17-10 (8)
3/5	vs. #14 Washington	Las Vegas, Nev.	W	8-1
	at UNLV	Las Vegas, Nev.	W	4-3
3/6	vs. Drake	Las Vegas, Nev.	W	10-0
3/10	VALPARASIO	NORMAN	W	7-2
	VALPARASIO	NORMAN	W	9-2
3/12	NICHOLLS STATE	NORMAN	W	4-1
	UTEP	NORMAN	W	9-0
3/13	NICHOLLS STATE	NORMAN	W	7-0
	UTEP	NORMAN	W	6-3
3/15	vs. Indiana	Long Beach, Calif.	W	7-4
3/17	vs. #7 La.-Lafayette	Fullerton, Calif.	W	7-3
	vs. #21 Arizona State	Fullerton, Calif.	W	6-1
3/18	vs. Syracuse	Fullerton, Calif.	W	3-0
3/19	vs. #1 Arizona	Fullerton, Calif.	L	0-4
3/23	at Tulsa	Tulsa, Okla.	L	2-4
3/25	IOWA STATE*	NORMAN	W	7-3
	IOWA STATE*	NORMAN	W	2-0
3/30	at North Texas	Denton, Texas	W	9-1
4/2	at #15 Missouri*	Columbia, Mo.	W	8-3
4/3	at #15 Missouri*	Columbia, Mo.	W	6-4
4/6	OKLAHOMA STATE*	NORMAN	W	9-0
4/9	#5 TEXAS*	NORMAN	L	2-4
4/10	#5 TEXAS*	NORMAN	W	4-0
4/11	at Texas Tech*	Lubbock, Texas	W	8-5
	at Texas Tech*	Lubbock, Texas	W	9-2
4/16	#7 TEXAS A&M*	NORMAN	W	15-7
4/17	#7 TEXAS A&M*	NORMAN	L	1-4
4/18	#11 BAYLOR*	NORMAN	W	2-0
	#11 BAYLOR*	NORMAN	L	5-6
4/20	TULSA	NORMAN	L	2-6
4/23	at Kansas*	Lawrence, Kan.	L	4-5
4/24	at Kansas*	Lawrence, Kan.	L	1-4
4/27	at Oklahoma State*	Stillwater, Okla.	W	3-2 (9)
4/30	NEBRASKA*	NORMAN	L	4-6
5/1	NEBRASKA*	NORMAN	W	5-0

5/4	NORTH TEXAS	NORMAN	W	11-3
5/11	vs. #25 Nebraska!	Oklahoma City, Okla.	L	0-1
5/12	vs. Kansas!	Oklahoma City, Okla.	W	5-0
5/13	vs. #7 Texas!	Oklahoma City, Okla.	L	1-3
	vs. #5 Texas A&M!	Oklahoma City, Okla.	W	6-2
5/20	WICHITA STATE\$	NORMAN	W	2-0
5/21	#14 LA.-LAFAYETTE\$	NORMAN	W	6-3
5/22	OREGON\$	NORMAN	W	2-1
5/27	at #3 Arizona%	Tucson, Ariz.	L	0-6
5/28	at #3 Arizona%	Tucson, Ariz.	L	6-7

SPRING 2006 (40-21-1, 8-10 BIG 12) HEAD COACH: PATTY GASSO

2/10	vs. #13 Washington	Las Vegas, Nev.	L	4-12
	vs. Kentucky	Las Vegas, Nev.	W	4-3
2/11	at UNLV	Las Vegas, Nev.	W	5-3
	vs. Southern Utah	Las Vegas, Nev.	W	9-0
2/12	vs. Long Beach State	Las Vegas, Nev.	W	2-1
2/15	CENTRAL ARKANSAS	NORMAN	W	8-1
	CENTRAL ARKANSAS	NORMAN	W	9-0
2/16	NORTH DAKOTA STATE	NORMAN	W	9-0
	NORTH DAKOTA STATE	NORMAN	W	7-2
2/17	INDIANA	NORMAN	W	10-8
	INDIANA	NORMAN	T	11-11
2/23	vs. #22 Oregon	Palm Springs, Calif.	W	1-0
2/24	vs. Fresno State	Palm Springs, Calif.	L	2-4
	vs. UC Santa Barbara	Palm Springs, Calif.	W	6-2
2/25	vs. Cal Poly-SLO	Palm Springs, Calif.	W	5-2
	vs. Pacific	Palm Springs, Calif.	W	8-5
2/26	vs. #3 UCLA	Palm Springs, Calif.	L	0-2
3/2	OKLAHOMA CITY	NORMAN	L	5-6
3/4	#19 LSU	NORMAN	L	5-6
	TROY	NORMAN	W	13-2
3/5	#19 LSU	NORMAN	L	5-6 (8)
	TROY	NORMAN	W	2-1 (8)
3/8	at Tulsa	Tulsa, Okla.	W	8-0
3/11	NORTH TEXAS	NORMAN	W	10-1
	UTAH VALLEY STATE	NORMAN	W	19-7
3/12	UTAH VALLEY STATE	NORMAN	W	14-1
	NORTH TEXAS	NORMAN	W	10-5
3/15	vs. Utah	Fullerton, Calif.	W	4-1
3/16	vs. #6 Alabama	Fullerton, Calif.	L	0-5
3/17	vs. #24 Fresno State	Fullerton, Calif.	W	4-3
3/18	vs. #20 Texas A&M	Fullerton, Calif.	L	6-7
3/22	at North Texas	Denton, Texas	W	7-0
3/25	MISSOURI*	NORMAN	L	6-8
3/26	MISSOURI*	NORMAN	L	6-9
3/28	TEXAS TECH*	NORMAN	L	2-4
	TEXAS TECH*	NORMAN	W	7-3
4/1	at #19 Nebraska*	Lincoln, Neb.	L	1-9
	at #19 Nebraska*	Lincoln, Neb.	L	0-3
4/5	at Oklahoma State*	Stillwater, Okla.	W	15-1
4/8	at #16 Texas A&M*	College Station, Texas	W	4-0
4/9	at #16 Texas A&M*	College Station, Texas	L	1-5
4/10	at #20 Baylor*	Waco, Texas	W	9-7
	at #20 Baylor*	Waco, Texas	L	1-5
4/14	#2 TEXAS*	NORMAN	L	4-9
4/15	#2 TEXAS*	NORMAN	L	0-2
4/19	TULSA	NORMAN	W	3-0
4/22	at Iowa State*	Ames, Iowa	L	2-5
4/23	at Iowa State*	Ames, Iowa	W	8-6
4/26	OKLAHOMA STATE*	NORMAN	W	9-3
4/30	KANSAS*	NORMAN	W	2-0
	KANSAS*	NORMAN	W	4-1
5/1	at Arkansas	Fayetteville, Ark.	W	5-4
	at Arkansas	Fayetteville, Ark.	W	5-0
5/3	NORTH TEXAS	NORMAN	W	4-0
5/11	vs. #16 Texas A&M!	Oklahoma City, Okla.	W	13-6
	vs. Oklahoma State!	Oklahoma City, Okla.	W	10-2
5/12	vs. Missouri!	Oklahoma City, Okla.	W	4-0
5/13	vs. Kansas!	Oklahoma City, Okla.	L	2-4
5/19	vs. Kent State\$	Ann Arbor, Mich.	W	1-0
5/20	at #11 Michigan\$	Ann Arbor, Mich.	L	0-1 (9)
	vs. Kent State\$	Ann Arbor, Mich.	W	9-1
5/21	at #11 Michigan\$	Ann Arbor, Mich.	L	2-5 (8)

SPRING 2007 (55-8, 14-4 BIG 12) HEAD COACH: PATTY GASSO

BIG 12 TOURNAMENT CHAMPIONS				
2/9	vs. #20 Louisville	Miami, Fla.	W	9-5

YEAR-BY-YEAR



	vs. Illinois State	Miami, Fla.	W	3-1
2/10	vs. Illinois	Miami, Fla.	W	3-0
	at Florida International	Miami, Fla.	W	9-1
2/11	vs. Illinois State	Miami, Fla.	W	4-2
2/16	BIRMINGHAM SOUTHERN	NORMAN	W	14-1
2/17	NORTHWESTERN ST.	NORMAN	W	12-0
	MINNESOTA	NORMAN	W	6-5
2/18	BIRMINGHAM SOUTHERN	NORMAN	W	17-0
	NORTHWESTERN ST.	NORMAN	W	15-0
2/20	TULSA	NORMAN	W	5-3
2/23	vs. Notre Dame	Palm Springs, Calif.	W	7-3
	vs. Loyola Marymount	Palm Springs, Calif.	W	10-0
2/24	vs. #16 California	Palm Springs, Calif.	W	11-3
	vs. #6 Oregon State	Palm Springs, Calif.	W	4-1
2/25	vs. Ohio State	Palm Springs, Calif.	W	7-2
2/28	ARKANSAS	NORMAN	W	14-0
	ARKANSAS	NORMAN	W	10-2
3/1	NORTH TEXAS	NORMAN	W	4-1
3/3	WICHITA STATE	NORMAN	W	4-0
	TEMPLE	NORMAN	W	10-0
3/4	TEMPLE	NORMAN	W	21-0
	WICHITA STATE	NORMAN	W	4-0
3/7	at Tulsa	Tulsa, Okla.	L	0-2
3/8	EVANSVILLE	NORMAN	W	6-2
3/9	EVANSVILLE	NORMAN	W	6-0
	CENTENARY	NORMAN	W	6-1
3/10	CENTENARY	NORMAN	W	11-1
	UMKC	NORMAN	W	10-2
3/15	vs. Pacific	Fullerton, Calif.	W	10-3
	vs. #5 Arizona	Fullerton, Calif.	W	6-1
3/16	vs. N.C. State	Fullerton, Calif.	L	0-7
3/17	vs. Cal State Northridge	Fullerton, Calif.	W	8-0
3/18	vs. DePaul	Fullerton, Calif.	W	3-2 (8)
	vs. #5 Arizona	Fullerton, Calif.	W	11-0
3/22	at Texas Tech*	Lubbock, Texas	W	7-0
	at Texas Tech*	Lubbock, Texas	W	7-3
3/24	at #10 Texas*	Austin, Texas	W	7-0
3/25	at #10 Texas*	Austin, Texas	L	4-5 (10)
3/28	CENTRAL ARKANSAS	NORMAN	W	7-3
3/31	#2 TEXAS A&M*	NORMAN	W	4-2
4/1	#2 TEXAS A&M*	NORMAN	L	4-9
4/4	OKLAHOMA STATE*	NORMAN	W	8-0
4/6	IOWA STATE*	NORMAN	W	8-0
	IOWA STATE*	NORMAN	W	3-2 (10)
4/11	at North Texas	Denton, Texas	W	9-2
4/15	at Missouri*	Columbia, Mo.	L	1-5
	at Missouri*	Columbia, Mo.	W	8-3
4/18	#10 BAYLOR*	NORMAN	W	3-2 (8)
	#10 BAYLOR*	NORMAN	W	7-4
4/21	NEBRASKA*	NORMAN	W	10-9
	NEBRASKA*	NORMAN	W	5-1
4/25	at Oklahoma State*	Stillwater, Okla.	W	2-1
4/28	at Kansas*	Lawrence, Kan.	W	13-4
4/29	at Kansas*	Lawrence, Kan.	L	0-2
5/11	vs. Kansas!	Oklahoma City, Okla.	W	5-0
5/12	vs. Missouri!	Oklahoma City, Okla.	W	7-1
	vs. Texas Tech!	Oklahoma City, Okla.	W	6-3
5/18	vs. Colgate\$	Amherst, Mass.	W	5-2
5/19	at Massachusetts\$	Amherst, Mass.	W	2-0
5/20	at Massachusetts\$	Amherst, Mass.	W	6-3
5/26	#14 DEPAUL%	NORMAN	L	0-3
5/27	#14 DEPAUL%	NORMAN	L	2-7

SPRING 2008 (47-14, 16-2 BIG 12) HEAD COACH: PATTY GASSO

2/8	at #14 UCLA	Los Angeles, Calif.	L	1-6
	vs. UC Santa Barbara	Los Angeles, Calif.	W	12-1
2/9	vs. Nevada	Fullerton, Calif.	W	1-0
	vs. #21 CS Fullerton	Fullerton, Calif.	L	2-10
2/10	at #14 UCLA	Los Angeles, Calif.	W	7-0
2/12	ST. GREGORY'S	NORMAN	W	10-0
2/15	vs. BYU	Las Vegas, Nev.	W	8-5
	vs. Cal State Northridge	Las Vegas, Nev.	W	5-1
2/16	vs. South Carolina	Las Vegas, Nev.	W	2-1
	vs. Illinois	Las Vegas, Nev.	W	3-1
2/17	vs. Cal Poly-SLO	Las Vegas, Nev.	W	3-2
2/22	vs. #13 Stanford	Palm Springs, Calif.	L	2-3
	vs. Pacific	Palm Springs, Calif.	W	14-5
2/23	vs. Oregon	Palm Springs, Calif.	L	0-1

	vs. San Diego State	Palm Springs, Calif.	W	1-0
2/24	vs. #19 Georgia	Palm Springs, Calif.	W	3-0
2/27	TULSA	NORMAN	W	8-0
3/1	NORTH TEXAS	NORMAN	W	9-0
	MEMPHIS	NORMAN	W	17-0
3/2	MEMPHIS	NORMAN	W	10-0
	NORTH TEXAS	NORMAN	W	8-0
3/5	at Tulsa	Tulsa, Okla.	L	3-5
3/8	MCNEESE STATE	NORMAN	W	9-1
	DRAKE	NORMAN	W	8-0
3/9	DRAKE	NORMAN	W	8-0
	MCNEESE STATE	NORMAN	W	9-0
3/13	at #21 Fresno State	Fresno, Calif.	L	0-1
3/14	vs. Cal Poly-SLO	Sacramento, Calif.	W	5-4 (8)
	vs. Colorado State	Sacramento, Calif.	W	13-4
3/15	at Sacramento State	Sacramento, Calif.	W	2-0
	vs. California	Sacramento, Calif.	L	0-2
3/16	vs. Princeton	Sacramento, Calif.	W	4-3
3/19	MISSOURI STATE	NORMAN	L	2-3
3/21	KANSAS*	NORMAN	W	3-2
3/22	KANSAS*	NORMAN	W	8-0
3/26	CENTRAL ARKANSAS	NORMAN	W	23-1
3/29	at Nebraska*	Lincoln, Neb.	W	6-0
	at Nebraska*	Lincoln, Neb.	W	11-0
4/5	MISSOURI*	NORMAN	W	8-0
4/6	MISSOURI*	NORMAN	W	4-3
4/7	at Arkansas	Fayetteville, Ark.	L	2-3
	at Arkansas	Fayetteville, Ark.	W	3-2
4/10	TEXAS TECH*	NORMAN	W	3-2
	TEXAS TECH*	NORMAN	W	8-3
4/12	at #5 Texas A&M*	College Station, Texas	L	2-4
4/13	at #5 Texas A&M*	College Station, Texas	L	0-1
4/19	at Iowa State*	Ames, Iowa	W	5-3
4/20	at Iowa State*	Ames, Iowa	W	9-1
4/22	at Oklahoma State*	Stillwater, Okla.	W	3-1
4/23	OKLAHOMA STATE*	NORMAN	W	6-1
4/26	TEXAS*	NORMAN	W	8-0
4/27	TEXAS*	NORMAN	W	8-0
4/30	at Baylor*	Waco, Texas	W	4-0
	at Baylor*	Waco, Texas	W	9-4
5/10	vs. Nebraska!	Oklahoma City, Okla.	L	5-6
5/16	OREGON\$	NORMAN	W	6-0
5/17	ARKANSAS\$	NORMAN	W	6-5 (11)
5/18	OREGON\$	NORMAN	W	11-0
5/23	at #9 Arizona%	Tucson, Ariz.	L	1-3
5/24	at #9 Arizona%	Tucson, Ariz.	W	2-0
	at #9 Arizona%	Tucson, Ariz.	L	2-5

SPRING 2009 (41-16, 14-4 BIG 12) HEAD COACH: PATTY GASSO

BIG 12 REGULAR SEASON CHAMPIONS

2/5	at Hawaii	Honolulu, Hawaii	L	5-8
2/6	vs. UAB	Honolulu, Hawaii	W	18-0
	vs. #19 LSU	Honolulu, Hawaii	W	8-0
2/7	at Hawaii	Honolulu, Hawaii	W	14-0
	vs. UAB	Honolulu, Hawaii	W	13-1
2/13	vs. N.C. State	Houston, Texas	L	1-2
2/14	at #14 Houston	Houston, Texas	W	5-3
2/15	vs. Texas State	Houston, Texas	W	3-2
2/18	STEPHEN F. AUSTIN	NORMAN	W	4-3 (8)
	STEPHEN F. AUSTIN	NORMAN	W	3-1
2/20	vs. Cal Poly-SLO	Palm Springs, Calif.	W	3-2
	vs. #3 Arizona State	Palm Springs, Calif.	W	8-6
2/21	vs. #17 Nevada	Palm Springs, Calif.	W	11-2
	vs. #1 Alabama	Palm Springs, Calif.	L	3-4
2/22	vs. #24 Massachusetts	Palm Springs, Calif.	W	5-3
2/25	at Tulsa	Tulsa, Okla.	W	7-3
3/1	SAINT LOUIS	NORMAN	W	7-4
	CREIGHTON	NORMAN	W	5-3
3/4	TULSA	NORMAN	W	5-3
3/6	#8 TENNESSEE	NORMAN	L	1-4
3/7	vs. #16 Northwestern	Oklahoma City, Okla.	W	4-3
	vs. #8 Tennessee	Oklahoma City, Okla.	L	5-6 (8)
3/8	vs. #16 Northwestern	Oklahoma City, Okla.	L	0-1
3/10	at Texas Tech*	Lubbock, Texas	W	6-1
	at Texas Tech*	Lubbock, Texas	W	12-0
3/12	vs. Notre Dame	Fullerton, Calif.	L	3-4
	vs. #25 Florida State	Fullerton, Calif.	W	3-1
3/13	vs. #23 DePaul	Fullerton, Calif.	W	5-2



YEAR-BY-YEAR

3/14	vs. #16 La.-Lafayette	Fullerton, Calif.	W	8-5
	at Cal State Fullerton	Fullerton, Calif.	L	3-4
3/15	vs. Bowling Green	Fullerton, Calif.	W	8-0
3/18	NORTHERN IOWA	NORMAN	W	8-0
3/21	IOWA STATE*	NORMAN	W	10-7
3/22	IOWA STATE*	NORMAN	W	10-0
3/25	NORTH TEXAS	NORMAN	W	8-1
3/28	at Texas*	Austin, Texas	L	6-15
3/29	at Texas*	Austin, Texas	L	7-9
4/1	BAYLOR*	NORMAN	L	0-5
	BAYLOR*	NORMAN	W	4-0
4/4	NEBRASKA*	NORMAN	W	3-2 (8)
4/5	NEBRASKA*	NORMAN	W	3-2
4/8	ARKANSAS	NORMAN	L	9-11
4/10	at Kansas*	Lawrence, Kan.	W	8-0
4/11	at Kansas*	Lawrence, Kan.	L	2-4
4/15	OKLAHOMA STATE*	NORMAN	W	8-1
4/18	TEXAS A&M*	NORMAN	W	7-3
4/19	TEXAS A&M*	NORMAN	W	3-1
4/22	at North Texas	Denton, Texas	W	7-3
4/25	at #10 Missouri*	Columbia, Mo.	W	6-2
4/26	at #10 Missouri*	Columbia, Mo.	W	4-2
4/30	at Oklahoma State*	Stillwater, Okla.	W	6-2
5/9	vs. Iowa State!	Oklahoma City, Okla.	W	3-0
	vs. Texas!	Oklahoma City, Okla.	W	6-2
5/10	vs. #15 Missouri!	Oklahoma City, Okla.	L	0-5
5/16	NORTH DAKOTA ST.\$	NORMAN	L	0-1 (11)
	ARKANSAS\$	NORMAN	W	21-2
	TULSA\$	NORMAN	L	3-5

SPRING 2010 (47-12, 13-3 BIG 12) HEAD COACH: PATTY GASSO BIG 12 TOURNAMENT CHAMPIONS

2/13	vs. Florida Atlantic	Clermont, Fla.	W	9-0
	vs. Chattanooga	Clermont, Fla.	W	1-0
2/14	vs. #16 Tennessee	Clermont, Fla.	L	2-4
2/17	ST. GREGORY'S	NORMAN	W	9-1
2/19	vs. Cal State Fullerton	Henderson, Nev.	W	7-1
	vs. #21 Northwestern	Henderson, Nev.	W	3-0
2/20	vs. Boise State	Henderson, Nev.	W	8-4
	vs. #12 California	Las Vegas, Nev.	W	12-1
2/21	vs. Long Beach State	Henderson, Nev.	W	10-0
2/25	vs. San Diego State	Palm Springs, Calif.	W	4-0
	vs. Pacific	Palm Springs, Calif.	W	9-0
2/26	vs. #1 Washington	Palm Springs, Calif.	L	4-7
	vs. Oregon State	Palm Springs, Calif.	W	6-1
3/3	TULSA	NORMAN	W	7-0
3/5	NEVADA	NORMAN	W	8-7 (9)
3/6	vs. #25 Oklahoma State	Oklahoma City, Okla.	L	0-1
	vs. #14 Louisville	Oklahoma City, Okla.	W	10-2
3/7	#14 LOUISVILLE	NORMAN	W	7-0
3/10	NORTH TEXAS	NORMAN	W	6-4
3/12	UTAH	NORMAN	W	12-1
3/13	NORTHERN IOWA	NORMAN	W	4-1
	UTAH	NORMAN	W	9-5
3/14	NORTHERN IOWA	NORMAN	W	11-1
3/15	UMKC	NORMAN	W	17-1
3/17	at Cal State Northridge	Northridge, Calif.	L	0-1
	at Cal State Northridge	Northridge, Calif.	W	4-1 (8)
3/18	vs. Utah	Fullerton, Calif.	W	3-0
	vs. #7 Arizona State	Fullerton, Calif.	W	5-4
3/19	vs. #2 Arizona	Fullerton, Calif.	L	3-4
	vs. San Jose State	Fullerton, Calif.	L	4-5
3/20	vs. Virginia	Fullerton, Calif.	W	2-0
3/23	at Tulsa	Tulsa, Okla.	L	4-5 (9)
3/24	at Arkansas	Fayetteville, Ark.	W	6-1
3/27	#3 MISSOURI*	NORMAN	L	5-11
3/28	#3 MISSOURI*	NORMAN	W	9-0
4/3	at Iowa State*	Ames, Iowa	W	2-0
	at Iowa State*	Ames, Iowa	W	3-2
4/7	at #12 Oklahoma State*	Stillwater, Okla.	L	2-3
4/10	at #21 Texas A&M*	College Station, Texas	W	6-0
4/11	at #21 Texas A&M*	College Station, Texas	W	9-4
4/15	TEXAS TECH*	NORMAN	W	9-7
	TEXAS TECH*	NORMAN	L	6-7 (9)
4/21	at Baylor*	Waco, Texas	W	6-1
	at Baylor*	Waco, Texas	W	3-1
4/24	at Nebraska*	Lincoln, Neb.	W	5-0
4/25	at Nebraska*	Lincoln, Neb.	W	8-0

4/28	#11 OKLAHOMA STATE*	NORMAN	W	11-1
5/1	KANSAS*	NORMAN	W	2-0
5/2	KANSAS*	NORMAN	W	7-0
5/6	at North Texas	Denton, Texas	W	6-1
5/15	vs. Texas Tech!	Oklahoma City, Okla.	W	2-0
	vs. #20 Texas A&M!	Oklahoma City, Okla.	W	5-1
5/16	vs. #8 Missouri!	Oklahoma City, Okla.	W	9-0
5/21	vs. Syracuse\$	College Park, Md.	W	10-0
5/22	vs. Fordham\$	College Park, Md.	W	1-0
5/23	vs. Fordham\$	College Park, Md.	W	2-0
5/27	at #1 Washington%	Seattle, Wash.	W	6-1
5/28	at #1 Washington%	Seattle, Wash.	L	0-3
	at #1 Washington%	Seattle, Wash.	L	0-4

SPRING 2011 (43-19, 10-8 BIG 12) HEAD COACH: PATTY GASSO

2/10	vs. Cal State Bakersfield	Tempe, Ariz.	W	11-2 (5)
2/11	vs. Appalachian State	Tempe, Ariz.	W	8-0 (5)
	vs. Northwestern	Tempe, Ariz.	W	9-1 (6)
2/12	vs. #2 Arizona	Tempe, Ariz.	W	11-1 (5)
	at #13 Arizona State	Tempe, Ariz.	L	3-4
2/13	vs. Western Michigan	Tempe, Ariz.	W	5-0
2/16	ST. GREGORY'S	NORMAN	W	9-0 (5)
2/18	vs. Southern Utah	Las Cruces, N.M.	W	8-3
	at New Mexico State	Las Cruces, N.M.	W	7-4
2/19	vs. Sam Houston State	Las Cruces, N.M.	W	12-4
	vs. Louisiana-Monroe	Las Cruces, N.M.	W	14-4 (5)
2/20	at New Mexico State	Las Cruces, N.M.	W	16-0 (5)
2/24	vs. #1 Georgia	Palm Springs, Calif.	L	0-1
	vs. #10 Hawaii	Palm Springs, Calif.	L	1-4
2/25	vs. Long Beach State	Palm Springs, Calif.	L	1-2
	vs. #2 UCLA	Palm Springs, Calif.	L	0-3
2/26	vs. Cal Poly	Palm Springs, Calif.	W	4-2
3/2	at North Texas	Denton, Texas	W	3-0
3/4	#24 AUBURN	NORMAN	W	6-0
3/5	vs. Illinois-Chicago	Oklahoma City, Okla.	W	5-3
	vs. #19 Oklahoma State	Oklahoma City, Okla.	W	7-0
3/6	ILLINOIS-CHICAGO	NORMAN	W	9-1 (6)
3/9	TULSA	NORMAN	W	9-0 (5)
3/12	INDIANA	NORMAN	W	9-0 (5)
	ARKANSAS-PINE BLUFF	NORMAN	W	15-0 (5)
3/13	MISSOURI STATE	NORMAN	W	1-0
	MISSOURI STATE	NORMAN	W	9-1
3/16	vs. Notre Dame	Fullerton, Calif.	L	1-2
3/17	vs. DePaul	Fullerton, Calif.	W	4-3 (8)
	vs. #7 Arizona	Fullerton, Calif.	W	5-3
3/18	vs. Penn State	Fullerton, Calif.	L	2-5
	vs. Pacific	Fullerton, Calif.	W	13-2
3/19	vs. #4 Washington	Fullerton, Calif.	W	7-6 (8)
2/23	at Tulsa	Tulsa, Okla.	L	0-1
3/26	#14 NEBRASKA*	NORMAN	L	1-4
3/27	#14 NEBRASKA*	NORMAN	W	6-3
3/29	CENTRAL ARKANSAS	NORMAN	W	8-3
4/1	at #23 Texas Tech*	Lubbock, Texas	L	0-5
4/2	at #23 Texas Tech*	Lubbock, Texas	W	7-6
4/6	at Kansas*	Lawrence, Kan.	W	12-6
	t Kansas*	Lawrence, Kan.	W	13-5
4/9	#17 BAYLOR*	NORMAN	W	3-2
4/10	#17 BAYLOR*	NORMAN	L	2-5
4/13	#19 OKLAHOMA STATE*	NORMAN	W	5-1
4/16	at #14 Missouri*	Columbia, Mo.	L	2-3 (9)
4/17	at #14 Missouri*	Columbia, Mo.	L	0-1 (11)
4/22	#19 TEXAS A&M*	NORMAN	L	0-3
4/23	#19 TEXAS A&M*	NORMAN	W	2-0
4/27	at #16 Oklahoma State*	Stillwater, Okla.	L	1-2
4/30	at #3 Texas*	Austin, Texas	W	5-2
5/1	at #3 Texas*	Austin, Texas	L	3-5
5/5	NORTH TEXAS	NORMAN	W	9-1 (5)
5/7	IOWA STATE*	NORMAN	W	13-0 (5)
5/8	IOWA STATE*	NORMAN	W	4-1
5/20	IONA\$	NORMAN	W	7-1
5/21	TULSA\$	NORMAN	W	6-0
5/22	TULSA\$	NORMAN	L	3-4 (9)
	TULSA\$	NORMAN	W	5-0
5/27	at #10 Arizona%	Tucson, Ariz.	W	6-0
5/28	at #10 Arizona%	Tucson, Ariz.	W	5-2
6/2	vs. #1 Arizona State^	Oklahoma City, Okla.	L	1-3
6/4	vs. #8 Missouri^	Oklahoma City, Okla.	L	1-4

YEAR-BY-YEAR



SPRING 2012 (54-10, 19-5 BIG 12) HEAD COACH: PATTY GASSO BIG 12 CHAMPIONS

2/10	vs. Cal State Bakersfield at UNLV	Las Vegas, Nev.	W	6-0
2/11	vs. Weber State	Las Vegas, Nev.	W	12-2 (5)
	vs. Kent State	Las Vegas, Nev.	W	6-0
2/12	vs. Kent State	Las Vegas, Nev.	W	11-1
2/17	vs. Virginia Tech	Auburn, Ala.	W	10-0 (5)
	vs. #23 Georgia Tech	Auburn, Ala.	L	0-1
2/23	vs. San Diego State	Palm Springs, Calif.	W	5-0
	vs. UC Davis	Palm Springs, Calif.	W	10-0 (5)
2/24	vs. Boise State	Palm Springs, Calif.	W	9-0 (5)
	vs. #14 Stanford	Palm Springs, Calif.	L	0-5
2/25	vs. #13 Georgia	Palm Springs, Calif.	L	2-3
2/29	at North Texas	Denton, Texas	W	4-1
3/2	LSU	NORMAN	W	7-0
3/3	vs. LSU	Oklahoma City, Okla.	W	5-0
	vs. Iowa	Oklahoma City, Okla.	W	6-3
3/4	IOWA	NORMAN	W	4-2
3/6	AUSTIN PEAY	NORMAN	W	8-0 (5)
3/9	WICHITA STATE	NORMAN	W	13-0 (5)
	INDIANA	NORMAN	W	14-0 (5)
3/10	WICHITA STATE	NORMAN	W	5-0
3/11	INDIANA	NORMAN	W	4-1
	INDIANA	NORMAN	W	12-1 (5)
3/15	vs. #24 DePaul	Fullerton, Calif.	W	18-1 (5)
	vs. #19 Michigan	Fullerton, Calif.	W	2-0
3/16	vs. Virginia	Fullerton, Calif.	W	9-1
	vs. Penn State	Fullerton, Calif.	W	6-1
3/23	at #15 Baylor*	Waco, Texas	W	2-0
3/24	at #15 Baylor*	Waco, Texas	W	5-0
3/25	at #15 Baylor*	Waco, Texas	L	0-1
3/28	vs. Oklahoma State*	Oklahoma City, Okla.	W	4-0
3/30	KANSAS*	NORMAN	W	8-0 (5)
3/31	KANSAS*	NORMAN	W	8-0 (6)
4/1	KANSAS*	NORMAN	W	6-2
4/5	TEXAS TECH*	NORMAN	W	3-1
4/6	TEXAS TECH*	NORMAN	L	4-5
4/7	TEXAS TECH*	NORMAN	W	4-1
4/11	at Oklahoma State*	Stillwater, Okla.	W	11-1 (5)
4/13	at #14 Texas A&M*	College Station, Texas	W	6-1
4/14	at #14 Texas A&M*	College Station, Texas	W	5-2
	at #14 Texas A&M*	College Station, Texas	L	0-4
4/18	NORTH TEXAS	NORMAN	W	9-4
4/20	#10 MISSOURI*	NORMAN	W	2-1 (10)
4/21	#10 MISSOURI*	NORMAN	L	2-4 (8)
4/22	#10 MISSOURI*	NORMAN	W	2-1
4/25	OKLAHOMA STATE*	NORMAN	W	7-1
4/28	at Central Arkansas	Conway, Ark.	W	8-0 (6)
5/4	#8 TEXAS*	NORMAN	W	5-2 (8)
5/5	#8 TEXAS*	NORMAN	W	9-3
5/6	#8 TEXAS*	NORMAN	L	5-12
5/11	at Iowa State*	Ames, Iowa	W	10-0
5/12	at Iowa State*	Ames, Iowa	W	12-1 (5)
5/13	at Iowa State*	Ames, Iowa	W	5-1
5/18	LEHIGH\$	NORMAN	W	19-3 (5)
5/19	TULSA\$	NORMAN	W	7-1
5/20	OREGON STATE\$	NORMAN	W	6-0
5/25	#17 ARIZONA%	NORMAN	W	6-0
5/26	#17 ARIZONA%	NORMAN	W	7-1
5/31	vs. #19 South Florida^	Oklahoma City, Okla.	W	5-1
6/1	vs. #1 California^	Oklahoma City, Okla.	W	3-0
6/3	vs. #2 Arizona State^	Oklahoma City, Okla.	W	5-3
6/4	vs. #3 Alabama^	Oklahoma City, Okla.	W	5-1
6/5	vs. #3 Alabama^	Oklahoma City, Okla.	L	6-8
6/6	vs. #3 Alabama^	Oklahoma City, Okla.	L	4-5

SPRING 2013 (57-4, 15-2 BIG 12) HEAD COACH: PATTY GASSO BIG 12 CHAMPIONS

2/8	vs. #21 Stanford	Tempe, Ariz.	W	6-0
	vs. Oregon State	Tempe, Ariz.	W	14-2 (5)
2/9	vs. #5 Oregon	Tempe, Ariz.	W	12-0 (5)
	vs. New Mexico	Tempe, Ariz.	W	11-1 (5)
2/10	vs. Northwestern	Tempe, Ariz.	W	7-4
2/15	vs. UC Riverside	San Diego, Calif.	W	7-0
	at San Diego State	San Diego, Calif.	W	4-0
2/16	vs. #24 Kentucky	San Diego, Calif.	W	11-0 (5)

	vs. #18 Washington	San Diego, Calif.	W	2-0
2/17	vs. Notre Dame	San Diego, Calif.	W	7-5 (9)
2/21	vs. #13 Georgia	Palm Springs, Calif.	W	5-0
	vs. #14 Arizona	Palm Springs, Calif.	W	5-0
2/22	vs. UC Santa Barbara	Palm Springs, Calif.	W	5-2
	vs. Nebraska	Palm Springs, Calif.	W	2-0
2/23	vs. #23 Florida State	Palm Springs, Calif.	W	6-0
3/1	HOUSTON	NORMAN	W	6-0
3/2	NEBRASKA	NORMAN	W	10-3
	NEBRASKA	NORMAN	L	0-1
3/3	HOUSTON	NORMAN	W	4-1
3/8	NORTHERN COLORADO	NORMAN	W	14-0 (5)
	DRAKE	NORMAN	W	10-2 (6)
3/9	NORTHERN COLORADO	NORMAN	W	10-0 (5)
	DRAKE	NORMAN	W	13-0 (5)
3/15	vs. Pacific	Fullerton, Calif.	W	9-0 (5)
	vs. North Carolina State	Fullerton, Calif.	W	3-0
3/16	vs. #14 Arizona	Fullerton, Calif.	W	4-0
	vs. Penn State	Fullerton, Calif.	W	8-0 (5)
3/17	at Cal State Fullerton	Fullerton, Calif.	W	9-0 (5)
3/23	#11 LOUISVILLE	NORMAN	L	1-5
	#11 LOUISVILLE	NORMAN	W	9-1 (5)
3/27	at Wichita State	Wichita, Kan.	W	7-1
	at Wichita State	Wichita, Kan.	W	16-1 (5)
4/4	at #20 Tulsa	Tulsa, Okla.	W	3-1
4/5	#17 BAYLOR*	NORMAN	W	8-3
4/6	#17 BAYLOR*	NORMAN	W	9-3
4/7	#17 BAYLOR*	NORMAN	W	8-0 (6)
4/12	at Texas Tech*	Lubbock, Texas	W	9-0 (6)
4/13	at Texas Tech*	Lubbock, Texas	W	6-0
4/14	at Texas Tech*	Lubbock, Texas	W	13-7
4/19	at #6 Texas*	Austin, Texas	W	6-1
4/20	at #6 Texas*	Austin, Texas	L	2-4
4/21	at #6 Texas*	Austin, Texas	W	5-3
4/23	at North Texas	Denton, Texas	W	12-1 (6)
4/26	IOWA STATE*	NORMAN	W	24-1 (5)
4/27	IOWA STATE*	NORMAN	W	8-0 (5)
4/28	IOWA STATE*	NORMAN	W	12-0 (5)
5/5	at Kansas*	Lawrence, Kan.	W	4-2
5/5	at Kansas*	Lawrence, Kan.	L	0-2
5/10	vs. Oklahoma State*	Oklahoma City, Okla.	W	10-1 (5)
5/11	OKLAHOMA STATE*	NORMAN	W	4-0
5/12	at Oklahoma State*	Stillwater, Okla.	W	5-0
5/17	MARIST\$	NORMAN	W	17-0 (5)
5/18	ARKANSAS\$	NORMAN	W	10-5
5/19	ARKANSAS\$	NORMAN	W	14-1 (5)
5/24	#13 TEXAS A&M%	NORMAN	W	10-2 (6)
5/25	#13 TEXAS A&M%	NORMAN	W	8-0 (5)
5/30	vs. #7 Michigan^	Oklahoma City, Okla.	W	7-1
6/1	vs. #6 Texas^	Oklahoma City, Okla.	W	10-2 (5)
6/2	vs. #11 Washington^	Oklahoma City, Okla.	W	6-2
6/3	vs. #5 Tennessee^	Oklahoma City, Okla.	W	5-3 (12)
6/4	vs. #5 Tennessee^	Oklahoma City, Okla.	W	4-0

SPRING 2014 (51-13, 16-2 BIG 12) HEAD COACH: PATTY GASSO BIG 12 CHAMPIONS

2/7	vs. #12 Kentucky	Fullerton, Calif.	L	4-5 (10)
	at Cal State Fullerton	Fullerton, Calif.	L	1-3
2/8	vs. Santa Clara	Fullerton, Calif.	W	10-1 (5)
	vs. Loyola Marymount	Fullerton, Calif.	W	11-1 (5)
2/9	vs. Pittsburgh	Fullerton, Calif.	W	2-1
2/14	vs. Illinois State	Tempe, Ariz.	W	11-6
	at #5 Arizona State	Tempe, Ariz.	L	0-7
2/15	vs. SIU-Edwardsville	Tempe, Ariz.	W	7-2
2/16	vs. #3 Washington	Tempe, Ariz.	L	1-3
	vs. Michigan State	Tempe, Ariz.	W	7-6
2/20	vs. Boise State	Palm Springs, Calif.	W	9-1 (5)
	vs. Oregon State	Palm Springs, Calif.	W	11-3 (6)
2/21	vs. Northwestern	Palm Springs, Calif.	W	11-9
	vs. #8 UCLA	Palm Springs, Calif.	L	2-3
2/22	vs. Syracuse	Palm Springs, Calif.	W	6-2
2/28	ARKANSAS-PINE BLUFF	NORMAN	W	10-0 (5)
	ARKANSAS-PINE BLUFF	NORMAN	W	35-1 (5)
3/1	#16 NEBRASKA	NORMAN	W	5-4
	#16 NEBRASKA	NORMAN	L	2-7
3/4	LOUISIANA TECH	NORMAN	W	11-3 (6)
3/7	LIBERTY	NORMAN	W	18-3 (5)
	WESTERN ILLINOIS	NORMAN	W	9-1 (6)



YEAR-BY-YEAR

3/9	#20 TULSA	NORMAN	W	1-0
3/14	at #23 La.-Lafayette	Lafayette, La.	W	13-5
3/15	at #23 La.-Lafayette	Lafayette, La.	L	0-7
	at #23 La.-Lafayette	Lafayette, La.	L	1-3
3/18	BRADLEY	NORMAN	W	8-0 (6)
3/22	LSU	NORMAN	W	2-1
3/23	LSU	NORMAN	W	3-2
3/28	at Iowa State*	Ames, Iowa	W	10-0 (5)
3/29	at Iowa State*	Ames, Iowa	W	14-2 (5)
3/30	at Iowa State*	Ames, Iowa	W	11-0 (5)
4/2	OKLAHOMA STATE*	NORMAN	W	2-0
4/4	KANSAS*	NORMAN	W	9-0 (5)
4/5	KANSAS*	NORMAN	W	8-3
4/6	KANSAS*	NORMAN	W	8-0 (5)
4/8	WICHITA STATE	NORMAN	W	3-0
	WICHITA STATE	NORMAN	W	9-1 (5)
4/11	at #12 Baylor*	Waco, Texas	W	3-2
4/12	at #12 Baylor*	Waco, Texas	W	2-0
4/13	at #12 Baylor*	Waco, Texas	L	6-8
4/17	TEXAS*	NORMAN	W	4-1
4/18	TEXAS*	NORMAN	L	0-9 (6)
4/19	TEXAS*	NORMAN	W	8-0 (5)
4/22	CENTRAL ARKANSAS	NORMAN	W	8-0 (5)
4/23	NORTH TEXAS	NORMAN	W	3-0
4/26	UAB	NORMAN	W	11-3 (5)
	UAB	NORMAN	W	8-4
4/27	UAB	NORMAN	W	6-4
4/30	at Arkansas	Fayetteville, Ark.	W	10-2 (5)
5/2	TEXAS TECH*	NORMAN	W	5-0
5/3	TEXAS TECH*	NORMAN	W	5-1
5/4	TEXAS TECH*	NORMAN	W	13-0 (5)
5/10	at Oklahoma State*	Stillwater, Okla.	W	5-4
5/11	OKLAHOMA STATE*	NORMAN	W	11-3 (5)
5/16	BRYANT\$	NORMAN	W	14-4 (5)
5/17	TEXAS A&M\$	NORMAN	W	9-8
5/18	TEXAS A&M\$	NORMAN	W	11-6
5/23	#9 TENNESSEE%	NORMAN	W	8-1
5/24	#9 TENNESSEE%	NORMAN	L	0-4
5/25	#9 TENNESSEE%	NORMAN	W	8-2
5/29	vs. #5 Alabama^	Oklahoma City, Okla.	L	2-6
5/31	vs. #11 La.-Lafayette^	Oklahoma City, Okla.	W	3-1
	vs. #1 Oregon^	Oklahoma City, Okla.	L	2-4

SPRING 2015 (49-9, 14-2 BIG 12) HEAD COACH: PATTY GASSO BIG 12 CHAMPIONS

2/5	vs. #25 DePaul	Honolulu, Hawaii	W	9-2
2/6	vs. St. Mary's	Honolulu, Hawaii	W	17-0 (5)
	at Hawaii	Honolulu, Hawaii	W	7-0
2/7	vs. #25 DePaul	Honolulu, Hawaii	W	11-3 (6)
	at Hawaii	Honolulu, Hawaii	W	8-0 (5)
2/13	vs. Boston	Tempe, Ariz.	W	14-4 (5)
	vs. #15 Washington	Tempe, Ariz.	W	8-7
2/14	vs. Illinois State	Tempe, Ariz.	W	7-2
	at #21 Arizona State	Tempe, Ariz.	W	5-1
2/15	at #21 Arizona State	Tempe, Ariz.	L	4-8
2/19	vs. #13 Arizona	Palm Springs, Calif.	L	4-5
	vs. San Diego State	Palm Springs, Calif.	W	10-1 (5)
2/20	vs. #8 Georgia	Palm Springs, Calif.	L	5-6
2/21	vs. #11 Kentucky	Palm Springs, Calif.	W	7-3
	vs. Loyola Marymount	Palm Springs, Calif.	W	9-0 (5)
2/28	vs. IPFW	Houston, Texas	W	5-0
	vs. IPFW	Houston, Texas	W	9-0 (5)
3/7	MISSOURI STATE	NORMAN	W	10-0 (5)
	SAMFORD	NORMAN	W	9-0 (6)
3/8	SAMFORD	NORMAN	W	14-0 (5)
	MISSOURI STATE	NORMAN	W	11-0 (5)
3/14	IOWA	NORMAN	W	23-3 (5)
	EAST CAROLINA	NORMAN	W	11-0 (5)
3/15	EAST CAROLINA	NORMAN	W	23-1 (5)
	IOWA	NORMAN	W	8-2
3/16	IOWA	NORMAN	W	9-0 (5)
3/17	at Wichita State	Wichita, Kan.	W	8-2
3/20	at #1 LSU	Baton Rouge, La.	L	0-1
3/21	at #1 LSU	Baton Rouge, La.	L	2-10 (6)
3/22	vs. McNeese State	Baton Rouge, La.	W	3-0
3/27	at Texas Tech*	Lubbock, Texas	W	9-1
3/28	at Texas Tech*	Lubbock, Texas	W	13-5 (6)
3/29	at Texas Tech*	Lubbock, Texas	W	21-6 (5)

3/31	CENTRAL ARKANSAS	NORMAN	W	12-6
4/3	IOWA STATE*	NORMAN	W	4-2
4/4	IOWA STATE*	NORMAN	W	8-2
	IOWA STATE*	NORMAN	W	16-1 (5)
4/8	ARKANSAS	NORMAN	W	10-1 (5)
4/10	at Texas*	Austin, Texas	W	8-0
	at Texas*	Austin, Texas	W	3-1
4/11	at Texas*	Austin, Texas	W	4-0
4/16	#17 BAYLOR*	NORMAN	L	0-8 (6)
4/17	#17 BAYLOR*	NORMAN	W	5-2
4/18	#17 BAYLOR*	NORMAN	W	11-3 (5)
4/20	NORTH TEXAS	NORMAN	W	6-3
4/22	at Oklahoma State*	Stillwater, Okla.	W	7-1
4/24	at Kansas*	Lawrence, Kan.	L	2-4 (8)
4/25	at Kansas*	Lawrence, Kan.	W	13-0 (5)
4/26	at Kansas*	Lawrence, Kan.	W	7-4
4/30	at North Texas	Denton, Texas	W	6-2
5/2	UTAH VALLEY	NORMAN	W	13-0 (5)
5/3	UTAH VALLEY	NORMAN	W	14-0 (5)
5/15	CENTRAL ARKANSAS\$	NORMAN	W	8-0 (5)
5/16	#24 TEXAS A&M\$	NORMAN	W	7-5
5/17	#24 TEXAS A&M\$	NORMAN	W	2-0
5/22	at #5 Alabama%	Tuscaloosa, Ala.	W	5-2
5/23	at #5 Alabama%	Tuscaloosa, Ala.	L	0-2
	at #5 Alabama%	Tuscaloosa, Ala.	L	3-5

SPRING 2016 (57-8, 17-1 BIG 12) HEAD COACH: PATTY GASSO BIG 12 CHAMPIONS

2/12	vs. #14 Minnesota	Las Vegas, Nev.	L	0-1
	vs. #20 Washington	Las Vegas, Nev.	L	3-10
2/13	vs. Lamar	Las Vegas, Nev.	W	12-2 (5)
	vs. Syracuse	Las Vegas, Nev.	W	7-0
2/14	vs. Long Beach State	Las Vegas, Nev.	W	7-0
2/19	vs. Creighton	Las Cruces, N.M.	W	11-4
	at New Mexico State	Las Cruces, N.M.	W	11-1 (5)
2/20	vs. Western Michigan	Las Cruces, N.M.	W	12-0 (5)
	at New Mexico State	Las Cruces, N.M.	W	8-0 (6)
2/25	vs. Oregon State	Palm Springs, Calif.	L	4-6
	vs. Utah	Palm Springs, Calif.	W	6-2
2/26	vs. #2 Michigan	Palm Springs, Calif.	L	9-16
	vs. #20 Fresno State	Palm Springs, Calif.	W	3-2
2/27	vs. #11 UCLA	Palm Springs, Calif.	W	11-7
3/5	DARTMOUTH	NORMAN	W	9-0 (5)
	DARTMOUTH	NORMAN	W	7-0
3/11	SAINT LOUIS	NORMAN	W	9-4
	BYU	NORMAN	W	8-0 (5)
3/12	BYU	NORMAN	W	3-0
	MARYLAND	NORMAN	W	11-2 (6)
3/13	MARYLAND	NORMAN	W	11-0 (6)
3/16	#22 MINNESOTA	NORMAN	L	10-12 (8)
3/18	vs. DePaul	Fullerton, Calif.	W	6-1
	at Cal State Fullerton	Fullerton, Calif.	L	5-7
3/19	vs. Grand Canyon	Fullerton, Calif.	W	7-1
	vs. #6 Alabama	Fullerton, Calif.	W	2-0
3/20	vs. #23 Nebraska	Fullerton, Calif.	W	4-2
3/25	UMKC	NORMAN	W	10-0 (5)
3/26	vs. UMKC	Oklahoma City, Okla.	W	8-4
3/30	vs. Oklahoma State*	Oklahoma City, Okla.	W	10-2 (5)
4/1	KANSAS*	NORMAN	W	5-2
4/2	KANSAS*	NORMAN	L	2-5
4/3	KANSAS*	NORMAN	W	4-0
4/6	WICHITA STATE	NORMAN	W	10-1 (5)
4/8	at #19 Baylor	Waco, Texas	W	5-0
4/9	at #19 Baylor	Waco, Texas	W	4-0
4/10	at #19 Baylor	Waco, Texas	W	7-4
4/13	NORTH TEXAS	NORMAN	W	6-1
4/15	TEXAS	NORMAN	W	9-8
4/15	TEXAS	NORMAN	W	5-3
4/16	TEXAS	NORMAN	W	5-3
4/20	at Arkansas	Fayetteville, Ark.	W	3-1
4/23	at #12 Tennessee	Knoxville, Tenn.	W	9-0
	vs. Radford	Knoxville, Tenn.	W	9-0 (5)
4/24	vs. Lipscomb	Knoxville, Tenn.	W	2-0
4/29	at Iowa State	Ames, Iowa	W	4-2
	at Iowa State	Ames, Iowa	W	8-1
5/1	at Iowa State	Ames, Iowa	W	12-1
5/4	at Tulsa	Tulsa, Okla.	W	4-1

YEAR-BY-YEAR



5/6	TEXAS TECH	NORMAN	W	8-0 (5)
5/7	TEXAS TECH	NORMAN	W	4-0
5/8	TEXAS TECH	NORMAN	W	10-1 (5)
5/13	at Oklahoma State	Stillwater, Okla.	W	8-0 (5)
5/14	OKLAHOMA STATE	NORMAN	W	5-2
5/20	WICHITA STATES	NORMAN	W	7-2
5/21	OLE MISS	NORMAN	W	9-1 (5)
5/22	OLE MISS	NORMAN	W	3-0
5/26	#9 LA.-LAFAYETTE%	NORMAN	W	8-2
5/27	#9 LA.-LAFAYETTE%	NORMAN	W	7-6
6/3	vs. #6 Alabama^	Oklahoma City, Okla.	W	3-0 (8)
6/4	vs. #2 Michigan^	Oklahoma City, Okla.	W	7-5
6/5	vs. #10 LSU^	Oklahoma City, Okla.	W	7-3
6/6	vs. #5 Auburn^	Oklahoma City, Okla.	W	3-2
6/7	vs. #5 Auburn^	Oklahoma City, Okla.	L	7-11 (8)
6/8	vs. #5 Auburn^	Oklahoma City, Okla.	W	2-1

**SPRING 2017 (61-9, 17-1 BIG 12) HEAD COACH: PATTY GASSO
BIG 12 REGULAR SEASON & TOURNAMENT CHAMPIONS
NATIONAL CHAMPIONS**

2/9	vs. #2 Auburn	Puerto Vallarta, Mexico	L	2-3
	vs. BYU	Puerto Vallarta, Mexico	W	7-1
2/10	vs. Nebraska	Puerto Vallarta, Mexico	W	6-0
2/11	vs. #13 Washington	Puerto Vallarta, Mexico	L	0-1
2/17	vs. Incarnate Word	Houston, Texas	W	14-0 (5)
	vs. Ole Miss	Houston, Texas	W	11-8
2/18	at Houston	Houston, Texas	W	7-5 (8)
	at Houston	Houston, Texas	W	2-1 (8)
2/23	vs. Louisville	Palm Springs, Calif.	W	2-1
	vs. #15 Tennessee	Palm Springs, Calif.	L	1-2
2/24	vs. North Carolina State	Palm Springs, Calif.	W	7-5
	vs. #6 UCLA	Palm Springs, Calif.	W	10-1 (5)
2/25	vs. Notre Dame	Palm Springs, Calif.	L	4-5
3/1	at Wichita State	Wichita, Kan.	W	7-3
3/3	NORTHWESTERN STATE	NORMAN	W	3-0
	EVANSVILLE	NORMAN	W	13-3 (5)
3/4	WESTERN KENTUCKY	NORMAN	W	9-0 (5)
	EVANSVILLE	NORMAN	W	5-4
3/5	WESTERN KENTUCKY	NORMAN	W	2-1
3/8	TULSA	NORMAN	W	1-0 (10)
3/10	OMAHA	NORMAN	W	9-1 (5)
	OMAHA	NORMAN	W	8-0 (5)
3/11	ILLINOIS-CHICAGO	NORMAN	W	16-1 (5)
3/12	ILLINOIS-CHICAGO	NORMAN	W	8-0 (6)
3/14	vs. #5 Arizona	Long Beach, Calif.	L	3-4
	at Long Beach State	Long Beach, Calif.	W	14-0
3/16	vs. UC Santa Barbara	Los Angeles, Calif.	W	8-1
	at Loyola Marymount	Los Angeles, Calif.	W	6-4
3/17	vs. Cal Poly	Los Angeles, Calif.	L	3-1
3/18	vs. Cal Poly	Los Angeles, Calif.	L	3-1
	vs. DePaul	Los Angeles, Calif.	W	6-0
3/24	MISSISSIPPI STATE	NORMAN	W	5-3
3/25	vs. Louisiana Tech	Oklahoma City, Okla.	W	5-1
	vs. UAB	Oklahoma City, Okla.	W	5-2
3/26	UAB	NORMAN	W	15-0 (5)
3/31	IOWA STATE*	NORMAN	W	7-1
	IOWA STATE*	NORMAN	W	20-0 (5)
4/1	IOWA STATE*	NORMAN	W	13-4 (6)
4/5	#25 ARKANSAS	NORMAN	W	4-2
4/7	at Texas*	Austin, Texas	W	3-2
4/8	at Texas*	Austin, Texas	W	3-1
4/9	at Texas*	Austin, Texas	W	6-0
4/13	at Kansas*	Lawrence, Kan.	W	4-1
4/14	at Kansas*	Lawrence, Kan.	W	16-7 (5)
4/15	at Kansas*	Lawrence, Kan.	W	6-2
4/18	NORTH TEXAS	NORMAN	W	8-0
4/22	#15 BAYLOR*	NORMAN	W	3-2 (10)
4/23	#15 BAYLOR*	NORMAN	L	4-3
	#15 BAYLOR*	NORMAN	W	6-0
4/28	at Texas Tech*	Lubbock, Texas	W	4-2
4/29	at Texas Tech*	Lubbock, Texas	W	12-0 (5)
4/30	at Texas Tech*	Lubbock, Texas	W	14-3 (5)
5/3	at Oklahoma State*	Stillwater, Okla.	W	3-0
5/5	OKLAHOMA STATE*	NORMAN	W	6-2
5/6	at Oklahoma State*	Stillwater, Okla.	W	1-0
5/12	vs. Texas!	Oklahoma City, Okla.	W	3-0
	vs. Texas Tech!	Oklahoma City, Okla.	W	8-0
5/13	vs. Oklahoma State!	Oklahoma City, Okla.	W	2-0

5/19	NORTH DAKOTA STATE\$	NORMAN	L	3-2 (9)
5/20	ARKANSAS\$	NORMAN	W	5-3
5/21	NORTH DAKOTA STATE\$	NORMAN	W	10-2 (6)
	#23 TULSA\$	NORMAN	W	6-4 (10)
5/22	#23 TULSA\$	NORMAN	W	3-0
5/26	at #8 Auburn%	NORMAN	W	4-0
5/27	at #8 Auburn%	NORMAN	W	5-2
6/1	vs. #17 Baylor^	Oklahoma City, Okla.	W	6-3
6/2	vs. #7 Washington^	Oklahoma City, Okla.	W	3-1
6/4	vs. #3 Oregon^	Oklahoma City, Okla.	W	4-2
6/5	vs. #2 Florida^	Oklahoma City, Okla.	W	7-5 (17)
6/6	vs. #2 Florida^	Oklahoma City, Okla.	W	5-4

**SPRING 2018 (57-5, 18-0 BIG 12) HEAD COACH: PATTY GASSO
BIG 12 REGULAR SEASON & TOURNAMENT CHAMPIONS**

2/9	vs. Weber State	Phoenix, Ariz.	W	6-3
	at Grand Canyon	Phoenix, Ariz.	W	8-1
2/10	vs. Montana	Phoenix, Ariz.	W	4-0
	at Grand Canyon	Phoenix, Ariz.	W	10-0 (5)
2/11	vs. University of the Pacific	Phoenix, Ariz.	W	7-0
2/17	vs. Boston University	Las Cruces, N.M.	L	3-4
	at New Mexico State	Las Cruces, N.M.	W	2-0
2/22	vs. #17 Arizona State	Palm Springs, Calif.	W	7-2
2/23	vs. Brigham Young	Palm Springs, Calif.	W	10-0 (6)
2/24	vs. #13 Arizona	Palm Springs, Calif.	L	0-2
3/2	MISSOURI STATE	NORMAN	W	6-0
3/3	ABILENE CHRISTIAN	NORMAN	W	8-0 (5)
	MISSOURI STATE	NORMAN	W	9-0 (5)
3/4	ABILENE CHRISTIAN	NORMAN	W	8-1
3/7	SAINT FRANCIS	NORMAN	W	8-0 (5)
3/9	ILLINOIS STATE	NORMAN	W	9-0 (5)
	INDIANA	NORMAN	W	9-3
3/10	#18 SOUTH CAROLINA	NORMAN	W	4-2
3/11	#18 SOUTH CAROLINA	NORMAN	W	5-1
	ILLINOIS STATE	NORMAN	W	8-0 (6)
3/16	vs. CSUN	Fullerton, Calif.	W	7-1
	vs. DePaul	Fullerton, Calif.	W	9-1 (5)
3/17	vs. Nebraska	Fullerton, Calif.	W	8-0 (6)
3/18	vs. #17 Ohio State	Fullerton, Calif.	W	5-0
	at Cal State Fullerton	Fullerton, Calif.	W	14-3
3/19	at Cal S. Northridge	Northridge, Calif.	W	2-1 (11)
3/23	TEXAS TECH	NORMAN	W	8-0 (5)
3/24	TEXAS TECH	NORMAN	W	8-0 (5)
3/25	TEXAS TECH	NORMAN	W	19-1 (5)
3/29	at #15 Baylor	Waco, Texas	W	5-0
3/30	at #15 Baylor	Waco, Texas	W	9-0 (5)
3/31	at #15 Baylor	Waco, Texas	W	4-1
4/8	IOWA STATE	NORMAN	W	8-1
	IOWA STATE	NORMAN	W	9-5
4/9	IOWA STATE	NORMAN	W	9-1 (5)
4/11	WICHITA STATE	NORMAN	W	7-6
4/13	KANSAS	NORMAN	W	5-0
4/14	KANSAS	NORMAN	W	15-4 (5)
4/15	KANSAS	NORMAN	W	10-1 (5)
4/17	at Tulsa	Tulsa, Okla.	W	1-0
4/19	at #4 Oregon	Eugene, Ore.	L	0-5
4/20	at Oregon State	Corvallis, Ore.	W	4-0
4/21	at Oregon State	Corvallis, Ore.	W	8-0 (6)
4/27	TEXAS	NORMAN	W	6-0
4/28	TEXAS	NORMAN	W	7-1
4/29	TEXAS	NORMAN	W	5-4 (8)
5/2	OKLAHOMA STATE	NORMAN	W	8-0 (5)
5/4	at Oklahoma State	Stillwater, Okla.	W	3-2
5/5	OKLAHOMA STATE	NORMAN	W	7-0
5/11	vs. Texas	Oklahoma City, Okla.	W	10-1 (6)
	vs. Iowa State	Oklahoma City, Okla.	W	9-6
5/12	vs. #17 Baylor	Oklahoma City, Okla.	W	6-4
5/18	BOSTON UNIVERSITY	NORMAN	W	9-0 (5)
5/19	TULSA	NORMAN	W	8-0 (6)
5/20	MISSOURI	NORMAN	W	7-0
5/25	#15 ARKANSAS	NORMAN	W	7-2
5/26	#15 ARKANSAS	NORMAN	W	9-0
5/31	vs. #5 Washington	Oklahoma City, Okla.	L	0-2
6/2	vs. #8 Arizona State	Oklahoma City, Okla.	W	2-0
	vs. #2 Florida	Oklahoma City, Okla.	W	2-0
6/3	vs. #5 Washington	Oklahoma City, Okla.	L	0-3



YEAR-BY-YEAR

SPRING 2019 (57-6, 18-0 BIG 12) HEAD COACH: PATTY GASSO BIG 12 REGULAR SEASON CHAMPIONS

NATIONAL RUNNER UP

2/8	vs. Syracuse	Pheonix, Ariz.	W	6-0
	vs. Grand Canyon	Pheonix, Ariz.	W	7-1
2/9	vs. Charlotte	Pheonix, Ariz.	W	13-0 (5)
	vs. Syracuse	Pheonix, Ariz.	W	9-1 (5)
2/10	vs. San Diego State	Pheonix, Ariz.	W	9-0 (5)
2/14	vs. #18/21 Kentucky	Clearwater, Fla.	W	9-1 (6)
	vs. RV/24 Notre Dame	Clearwater, Fla.	W	6-2
2/15	vs. Florida Atlantic	Clearwater, Fla.	W	4-0
	vs. #1/2 Florida State	Clearwater, Fla.	L	4-7
2/16	vs. RV/NR Hofstra	Clearwater, Fla.	W	17-3 (5)
2/22	vs. Brigham Young	Palm Spring, Calif.	W	5-0
	vs. #2 UCLA	Palm Spring, Calif.	L	1-7
2/23	vs. #14/13 Arizona	Palm Springs, Calif.	W	2-1
2/24	vs. Cal State Fullerton	Palm Springs, Calif.	W	9-1 (5)
	vs. UC Santa Barbara	Palm Springs, Calif.	W	8-0 (6)
3/1	#25/23 OREGON STATE	NORMAN	W	3-0
	#11/11 LOUISIANA	NORMAN	W	9-1 (5)
3/5	MCNEESE	NORMAN	W	6-1
3/8	#RV/25 NORTHWESTERN	NORMAN	W	7-0
3/9	RV/NR VS. DRAKE	NORMAN	W	5-2
	GRAND CANYON	NORMAN	W	1-0
3/10	#RV/25 NORTHWESTERN	NORMAN	W	8-0 (5)
3/14	vs. UC Santa Barbra	Los Angeles, Calif.	W	12-1
	vs. Loyola Marymount	Los Angeles, Calif.	W	14-0 (5)
3/15	vs. Dartmouth	Los Angeles, Calif.	W	10-0
	vs. CSUN	Los Angeles, Calif.	W	11-0 (5)
3/16	vs. Illinois	Los Angeles, Calif.	W	11-1 (6)
3/20	NORTH TEXAS	NORMAN	W	8-0 (5)
3/22	vs. #14/12 Texas Tech*	Lubbock, Texas	W	5-1
3/23	vs. #14/12 Texas Tech*	Lubbock, Texas	W	8-3
3/24	vs. #14/12 Texas Tech*	Lubbock, Texas	W	13-1 (6)
3/27	RV/RV TULSA	NORMAN	W	10-1 (5)
3/31	vs. Utah	Salt Lake City, Utah	W	11-2 (6)
	vs. Utah	Salt Lake City, Utah	W	13-3 (5)
4/5	BAYLOR*	NORMAN	W	7-5
4/6	BAYLOR*	NORMAN	W	8-0 (5)
4/12	vs. Kansas*	Lawrence, Kan.	W	10-0 (6)
4/13	vs. Kansas*	Lawrence, Kan.	W	5-0
4/14	vs. Kansas*	Lawrence, Kan.	W	8-0 (6)
4/18	vs. Texas*	Austin, Texas	W	3-1
4/19	vs. Texas*	Austin, Texas	W	4-3 (8)
4/20	vs. Texas*	Austin, Texas	W	9-2
4/24	vs. Wichita State	Wichita, Kan.	W	8-0 (5)
4/26	vs. Iowa State*	Ames, Iowa	W	8-3
4/26	vs. Iowa State*	Ames, Iowa	W	9-2
4/28	vs. Iowa State*	Ames, Iowa	W	14-0 (5)
5/4	#12/13 OKLAHOMA STATE*	NORMAN	W	3-0
5/5	vs. #12/13 Oklahoma State*	Stillwater, Okla.	W	7-1
	vs. #12/13 Oklahoma State*	Stillwater, Okla.	W	6-1
5/10	vs. #15/18 Texas Tech!	Oklahoma City, Okla.	W	8-0 (6)
5/17	UMBC\$	NORMAN	W	12-0 (5)
5/18	WISCONSIN\$	NORMAN	W	4-0
5/19	WISCONSIN\$	NORMAN	L	1-2
	WISCONSIN\$	NORMAN	W	2-0
5/24	#18/17 NORTHWESTERN%	NORMAN	W	3-0
5/25	#18/17 NORTHWESTERN%	NORMAN	W	8-0
5/30	vs. #8 Alabama^	Oklahoma City, Okla.	W	3-2
5/31	vs. #13 Oklahoma State^	Oklahoma City, Okla.	W	6-1
6/2	vs. #8 Alabama^	Oklahoma City, Okla.	L	0-1 (8)
	vs. #8 Alabama^	Oklahoma City, Okla.	W	7-3
6/3	vs. #2 UCLA^	Oklahoma City, Okla.	L	16-3
6/4	vs. #2 UCLA^	Oklahoma City, Okla.	L	4-5

SPRING 2020 (20-4)

(Season canceled March 2020)

HEAD COACH: PATTY GASSO

2/6	vs. Nevada	Puerto Vallarta, Mexico	W	9-3
2/7	vs. Long Beach State	Puerto Vallarta, Mexico	W	10-3
2/8	vs. George Washington	Puerto Vallarta, Mexico	W	5-2
	vs. BYU	Puerto Vallarta, Mexico	W	3-1
2/14	vs. Bryant	Tucson, Ariz.	W	8-3
	vs. Northern Iowa	Tucson, Ariz.	W	10-2 (6)
2/15	vs. Long Beach State	Tucson, Ariz.	L	4-5
	vs. #4/4 Arizona	Tucson, Ariz.	W	6-4 (10)
2/16	vs. Northern Iowa	Tucson, Ariz.	W	8-0 (5)
2/21	vs. Nebraska	Palm Springs, Calif.	W	10-2 (5)
	vs. Texas A&M	Palm Springs, Calif.	W	2-1
2/22	vs. Seattle University	Palm Springs, Calif.	W	2-1

	vs. #2/2 Washington	Palm Springs, Calif.	L	2-12
	vs. Wisconsin	Palm Springs, Calif.	L	3-4
2/28	NORTHWESTERN	NORMAN	W	8-3
	ABILENE CHRISTIAN	NORMAN	W	4-2
2/29	NORTH TEXAS	NORMAN	L	3-4
	NORTH TEXAS	NORMAN	W	15-8
3/1	NORTHWESTERN	NORMAN	W	5-1
3/4	WICHITA STATE	NORMAN	W	8-5
3/6	MERCER	NORMAN	W	10-5
	UTAH	NORMAN	W	10-2 (5)
5/7	MURRAY STATE	NORMAN	W	6-1
	MISSOURI STATE	NORMAN	W	3-2 (8)

SPRING 2021 (56-4, 16-1 BIG 12) HEAD COACH: PATTY GASSO

BIG 12 REGULAR SEASON & TOURNAMENT CHAMPIONS

NATIONAL CHAMPIONS

2/11	vs. UTEP	El Paso, Texas	W	29-0 (5)
	vs. Abilene Christian	El Paso, Texas	W	9-0 (5)
2/12	vs. Abilene Christian	El Paso, Texas	W	11-0 (5)
	vs. UTEP	El Paso, Texas	W	21-2 (5)
2/21	vs. Houston	Houston, Texas	W	12-4 (6)
	vs. Houston	Houston, Texas	W	5-3
2/22	vs. Tarleton State	Houston, Texas	W	13-0 (5)
2/26	vs. New Mexico	Tempe, Ariz.	W	33-4 (5)
	vs. #11/13 Arizona State	Tempe, Ariz.	W	5-3
2/27	vs. New Mexico	Phoenix, Ariz.	W	33-4 (5)
	vs. Grand Canyon	Phoenix, Ariz.	W	14-0 (5)
2/28	vs. Portland State	Phoenix, Ariz.	W	8-0 (5)
3/5	SAM HOUSTON	NORMAN	W	7-0
3/6	#18/17 MISSOURI	NORMAN	W	5-2
	ULM	NORMAN	W	9-0 (5)
3/7	#18/17 MISSOURI	NORMAN	W	11-0 (5)
	SAM HOUSTON	NORMAN	W	17-0 (5)
3/10	UT ARLINGTON	NORMAN	W	14-0 (5)
3/12	vs. Houston	Oklahoma City, Okla.	W	9-1 (5)
	vs. Kansas City	Oklahoma City, Okla.	W	6-2
3/14	vs. Liberty	Oklahoma City, Okla.	W	5-4
	vs. Liberty	Oklahoma City, Okla.	W	16-0 (5)
3/19	TEAM MEXICO	NORMAN	W	11-0
3/20	TEAM MEXICO	NORMAN	W	2-1
3/21	TEAM MEXICO	NORMAN	W	12-3
3/26	vs. Iowa State*	Ames, Iowa	W	9-7
3/27	vs. Iowa State*	Ames, Iowa	W	10-2 (6)
3/28	vs. Iowa State*	Ames, Iowa	W	22-2 (5)
4/1	VS. KANSAS*	NORMAN	W	14-0 (5)
4/2	VS. KANSAS*	NORMAN	W	6-2
4/3	VS. KANSAS*	NORMAN	W	10-1 (5)
4/10	vs. Mississippi State	Ruston, La.	W	9-0 (5)
	vs. Louisiana Tech	Ruston, La.	W	10-0 (5)
4/16	#7/8 TEXAS*	NORMAN	W	11-1 (5)
4/17	#7/8 TEXAS*	NORMAN	W	10-2 (5)
4/18	#7/8 TEXAS*	NORMAN	W	9-0 (5)
4/20	vs. #21/22 Georgia	Athens, Ga.	L	6-7 (9)
	vs. #21/22 Georgia	Athens, Ga.	W	12-3 (5)
4/24	TEXAS TECH*	NORMAN	W	15-0 (5)
	TEXAS TECH*	NORMAN	W	5-0
4/25	TEXAS TECH*	NORMAN	W	20-0 (5)
4/27	vs. Baylor*	Waco, Texas	W	7-1
	vs. Baylor*	Waco, Texas	W	11-0 (6)
5/4	vs. #25/RV Wichita State	Wichita, Kan.	W	14-3 (5)
5/7	vs. #7/9 Oklahoma State*	Stillwater, Okla.	L	4-6
5/8	vs. #7/9 Oklahoma State*	Stillwater, Okla.	W	6-4
5/9	vs. #7/9 Oklahoma State*	Stillwater, Okla.	W	11-8
5/14	vs. Baylor!	Oklahoma City, Okla.	W	10-2 (5)
	vs. Texas Tech!	Oklahoma City, Okla.	W	8-2
5/15	vs. #7/9 Oklahoma State!	Oklahoma City, Okla.	W	10-2 (6)
5/21	MORGAN STATE\$	NORMAN	W	19-0 (5)
5/22	#23/23 WICHITA STATE\$	NORMAN	W	7-5
5/23	#23/23 WICHITA STATE\$	NORMAN	W	24-7
5/28	#6/6 WASHINGTON%	NORMAN	W	4-2
5/29	#6/6 WASHINGTON%	NORMAN	W	9-1 (5)
6/3	vs. #22/22 James Madison	Oklahoma City, Okla.	L	3-4 (8)
6/5	vs. RV/RV Georgia	Oklahoma City, Okla.	W	8-0 (6)
	vs. #2/2 UCLA	Oklahoma City, Okla.	W	10-3
6/6	vs. #22/22 James Madison	Oklahoma City, Okla.	W	6-3
6/7	vs. #22/22 James Madison	Oklahoma City, Okla.	W	7-1
6/8	vs. #8/8 Florida State	Oklahoma City, Okla.	L	4-8
6/9	vs. #8/8 Florida State	Oklahoma City, Okla.	W	6-2
6/10	vs. #8/8 Florida State	Oklahoma City, Okla.	W	5-1



YEAR-BY-YEAR

SPRING 2022 (59-3, 17-1 BIG 12) HEAD COACH: PATTY GASSO
BIG 12 REGULAR SEASON CHAMPIONS

NATIONAL CHAMPIONS

2/10	vs. UC-Santa Barbara	Santa Barbara, Calif.	W 14-0 (5)
2/11	vs. Loyola Marymount	Irvine, Calif.	W 5-0
	vs. Mississippi State	Irvine, Calif.	W 9-0 (5)
2/12	vs. #3/3 UCLA	Irvine, Calif.	W 4-1
2/13	vs. UC-San Diego	Irvine, Calif.	W 8-0 (5)
2/18	vs. McNeese	Houston, Texas	W 15-1 (5)
	vs. Houston	Houston, Texas	W 8-0 (5)
2/19	vs. McNeese	Houston, Texas	W 11-0 (5)
	vs. Houston	Houston, Texas	W 13-0 (5)
2/20	vs. Texas State	Houston, Texas	W 8-0 (5)
2/25	vs. CSU-Fullerton	Palm Springs, Calif.	W 10-0 (6)
	vs. Long Beach State	Palm Springs, Calif.	W 11-3 (5)
2/26	vs. #8 Arizona	Palm Springs, Calif.	W 10-2 (5)
	vs. #17 Tennessee	Palm Springs, Calif.	W 9-8 (10)
2/27	vs. Utah	Palm Springs, Calif.	W 2-1
3/7	MINNESOTA	NORMAN	W 9-1 (5)
3/10	vs. Baylor	Honolulu, Hawaii	W 12-3 (5)
3/11	vs. California	Honolulu, Hawaii	W 8-0 (5)
	vs. Hawaii	Honolulu, Hawaii	W 11-0 (6)
3/12	vs. Hawaii	Honolulu, Hawaii	W 9-0 (5)
3/18	vs. Sam Houston	Oklahoma City, Okla.	W 10-1 (5)
	vs. Indiana	Oklahoma City, Okla.	W 15-1 (5)
3/19	vs. San Diego	Oklahoma City, Okla.	W 11-0 (5)
	vs. Houston	Oklahoma City, Okla.	W 8-0 (5)
3/20	vs. Iowa	Oklahoma City, Okla.	W 20-0 (5)
3/22	vs. #8 Kentucky	Lexington, Ky.	W 9-1 (6)
3/25	BAYLOR*	NORMAN	W 9-1 (5)
3/26	BAYLOR*	NORMAN	W 8-0 (5)
3/27	BAYLOR*	NORMAN	W 3-1
3/29	WICHITA STATE	NORMAN	W 10-1 (5)
4/1	UAB	NORMAN	W 11-1 (5)
4/2	UAB	NORMAN	W 2-0
4/6	TULSA	NORMAN	W 9-0 (5)
4/8	vs. Texas Tech*	Lubbock, Texas	W 11-0 (5)
4/9	vs. Texas Tech*	Lubbock, Texas	W 11-0 (5)
4/10	vs. Texas Tech*	Lubbock, Texas	W 21-0 (5)
4/14	vs. #18 Texas*	Austin, Texas	W 3-0
4/15	vs. #18 Texas*	Austin, Texas	W 9-1 (5)
4/16	vs. #18 Texas*	Austin, Texas	L 2-4
4/20	vs. North Texas	Denton, Texas	W 10-0 (6)
4/22	IOWA STATE*	NORMAN	W 6-4
	IOWA STATE*	NORMAN	W 9-0 (5)
4/23	IOWA STATE*	NORMAN	W 9-0 (5)
4/29	vs. Kansas*	Lawrence, Kan.	W 7-0
4/30	vs. Kansas*	Lawrence, Kan.	W 19-0 (5)
5/1	vs. Kansas*	Lawrence, Kan.	W 9-1
5/5	#7 OKLAHOMA STATE*	NORMAN	W 7-1
5/6	#7 OKLAHOMA STATE*	NORMAN	W 6-0
5/7	#7 OKLAHOMA STATE*	NORMAN	W 5-3
5/13	vs. Iowa State!	Oklahoma City, Okla.	W 5-0
5/14	vs. #7 Oklahoma State!	Oklahoma City, Okla.	L 3-4 (8)
5/20	PRAIRE VIEW A&M\$	NORMAN	W 14-0 (5)
5/21	TEXAS A&M\$	NORMAN	W 3-2
5/22	TEXAS A&M%	NORMAN	W 20-0 (5)
5/27	#16 UCF%	NORMAN	W 8-0 (5)
5/28	#16 UCF%	NORMAN	W 7-1
6/2	vs. #9 Northwestern^	Oklahoma City, Okla.	W 13-2 (5)
6/4	vs. Texas^	Oklahoma City, Okla.	W 7-2
6/6	vs. #5 UCLA^	Oklahoma City, Okla.	L 3-7
6/6	vs. #5 UCLA^	Oklahoma City, Okla.	W 15-0 (5)
6/8	vs. Texas^	Oklahoma City, Okla.	W 16-0
6/9	vs. Texas ^	Oklahoma City, Okla.	W 10-5



COACHING HISTORY

Year	Head Coach	Overall	Pct.	Conference	Pct.	Postseason Tournament
1975	Amy Dahl	14-6	.700	--	--	AIAW College World Series
1976	Amy Dahl	4-10	.286	--	--	
1977	Marita Hynes	11-18	.379	--	--	OIAIW (third)
1978	Marita Hynes	24-15	.615	--	--	OIAIW Champions, SWAIAW (fifth)
1979 (S)	Marita Hynes	36-14	.720	--	--	Big 8 (fifth); OIAIW (first), SWAIAW (third)
1979 (F)	Marita Hynes	13-10	.565	--	--	
1980 (S)	Marita Hynes	37-19	.661	--	--	SWAIAW (third), AIAW CWS
1980 (F)	Marita Hynes	9-12	.429	--	--	
1981 (S)	Marita Hynes	38-27	.585	--	--	SWAIAW, AIAW CWS (ninth)
1981 (F)	Marita Hynes	13-12	.520	--	--	
1982	Marita Hynes	25-29	.463	--	--	SWAIAW (third), AIAW CWS (seventh)
1983	Marita Hynes	28-18	.609	--	--	
1984	Marita Hynes	23-14	.622	--	--	
1985	Michelle Thomas	24-18	.571	--	--	
1986	Michelle Thomas	26-17	.605	--	--	
1987	Michelle Thomas	29-21	.580	--	--	NWIT participant
1988	Michelle Thomas	18-26	.409	--	--	
1989	Michelle Thomas	16-40	.286	--	--	
1990	Michelle Thomas	15-31	.326	--	--	
1991	Michelle Thomas	36-23	.610	--	--	
1992	Michelle Thomas	40-26	.606	--	--	
1993	M. Thomas-Grost	22-28	.440	--	--	
1994	Jim Beitia	58-15	.795	--	--	NCAA Regional Final
1995	Patty Gasso	43-23	.652	--	--	NCAA Regional Final
1996	Patty Gasso	50-20	.714	17-5	.773	Big 12 Champs, NCAA Regional Final
1997	Patty Gasso	55-19	.743	14-4	.778	NCAA Regional (third)
1998	Patty Gasso	49-15	.766	12-5	.706	NCAA Regional Final
1999	Patty Gasso	40-16	.714	11-3	.786	NCAA Regional Final
2000	Patty Gasso	66-8	.892	17-1	.945	NCAA Regional Champs; WCWS National Champs
2001	Patty Gasso	50-9	.848	14-2	.875	Big 12 Champs, NCAA Regional Champs, WCWS
2002	Patty Gasso	49-16	.753	14-2	.875	NCAA Regional Champs, WCWS
2003	Patty Gasso	47-14	.770	12-6	.666	NCAA Regional Champs, WCWS
2004	Patty Gasso	45-22-1	.662	11-7	.611	NCAA Regional Champs, WCWS
2005	Patty Gasso	50-17	.746	12-6	.666	NCAA Regional Champs, NCAA Super Regional
2006	Patty Gasso	40-21-1	.653	8-10	.444	NCAA Regional Final
2007	Patty Gasso	55-8	.873	14-4	.778	Big 12 Tournament Champs; NCAA Regional Champs; NCAA Super Regional
2008	Patty Gasso	47-14	.770	16-2	.889	NCAA Regional Champs, NCAA Super Regional
2009	Patty Gasso	41-16	.719	14-4	.778	NCAA Regional
2010	Patty Gasso	47-12	.797	13-3	.813	Big 12 Championship Champs, NCAA Regional Champs, NCAA Super Regional
2011	Patty Gasso	43-19	.694	10-8	.556	NCAA Regional Champs, NCAA Super Regional Champs, WCWS
2012	Patty Gasso	54-10	.844	19-5	.792	Big 12 Champs, NCAA Regional Champs, NCAA Super Regional Champs, WCWS
2013	Patty Gasso	57-4	.934	15-2	.882	Big 12 Champs, NCAA Regional Champs, NCAA Super Regional Champs, WCWS National Champs
2014	Patty Gasso	51-13	.797	16-2	.889	Big 12 Champs, NCAA Regional Champs, NCAA Super Regional Champs, WCWS
2015	Patty Gasso	49-9	.845	14-2	.875	Big 12 Champs, NCAA Regional Champs, NCAA Super Regional
2016	Patty Gasso	57-8	.877	17-1	.944	Big 12 Champs, NCAA Regional Champs, NCAA Super Regional Champs, WCWS National Champs
2017	Patty Gasso	61-9	.871	17-1	.944	Big 12 Champs, NCAA Regional Champs, NCAA Super Regional Champs, WCWS National Champs
2018	Patty Gasso	57-5	.919	18-0	1.000	Big 12 Champs, NCAA Regional Champs, NCAA Super Regional Champs
2019	Patty Gasso	57-6	.905	18-0	1.000	Big 12 Champs, NCAA Regional Champs, NCAA Super Regional Champs, WCWS
2020	Patty Gasso	20-4	.833	--	--	
2021	Patty Gasso	56-4	.933	16-1	.941	Big 12 Champs, NCAA Regional Champs, NCAA Super Regional Champs, WCWS National Champs
2022	Patty Gasso	59-3	.951	17-1	.944	Big 12 Champs, NCAA Regional Champs, NCAA Super Regional Champs, WCWS National Champs
TOTALS	44 years	1,954-793-2	.710	376-87	.812	28 NCAA Tournament Appearances, 6 National Championships



AMY DAHL
1975-1976
18-16 (.529)



MARITA HYNES
1977-1984
257-188 (.578)



MICHELLE THOMAS-GROST
1985-1993
226-230 (.496)



JIM BEITIA
1994
58-15 (.795)



PATTY GASSO
1995-present
1,395-344-2 (.801)



SOONER TRADITIONS

WHAT IS A SOONER?

Sports fans are hard-pressed to find a nickname that is as unique and as linked to a state's history as a Sooner. The University of Oklahoma is the only school known as Sooners.

Oklahoma Territory opened with the Land Run of 1889. Settlers from across the globe, seeking free land, made their way to the prairies of the plains to stake their claim to a new life. One of the few rules to claiming a lot of land was that all participants were to start at the same time, on the boom of a cannon. Settlers who went too early were called "Sooners."

OU athletic teams were called either Rough Riders or Boomers for 10 years before the current Sooner nickname emerged in 1908. The university actually derived its name from a pep club called 'The Sooner Rooters.' The success of University of Oklahoma athletic teams over the years has made the nickname synonymous with winning.

CRIMSON AND CREAM

In the fall of 1895, Miss May Overstreet was asked to chair a committee to select the colors of the university. The committee decided the colors should be crimson and cream and an elaborate display of the colors was draped above a platform before the student body. The students approved with great enthusiasm and immediately pennants, banners and decorations of every description appeared on the streets, in the windows, at chapel, in classrooms and all public places around campus.

SOONER SCHOONER

The Sooner Schooner is a Conestoga, or covered wagon, reminiscent of the mode of travel used by pioneers who settled Oklahoma. The Schooner is powered by matching white ponies named Boomer and Sooner, and it ventures onto Owen Field in a triumphant victory ride after OU scores. Although the Schooner was introduced in 1964, it did not become the official mascot until 1980. The Schooner is well-recognized by college athletics fans across the country and makes regular appearances at university functions.

BOOMER SOONER!

In 1905, Arthur M. Alden, a student in history and physiology whose father was a Norman jeweler, wrote the lyrics to the fight song, borrowing the tune from Yale University's 'Boola Boola' but improvising the words. A year later, an addition was made to it from North Carolina's 'I'm a Tarheel Born' and the two combined to form the university's fight song today. Though the tune was first made known by Yale, the everlasting success of Sooner squads has taken the melody of 'Boomer Sooner' to national popularity.

OKLAHOMA!

The Pride of Oklahoma plays perhaps the most popular and recognizable state song in history. Oklahoma! is the final rousing chorus of Rodgers and Hammerstein's epic musical. Breaking all Broadway box office records when it opened in 1943, Oklahoma! was the first collaboration between the legendary pair who were awarded a Pulitzer Prize for their seminal work.

THE OU CHANT

Every fan who wears the official colors, each current student and student-athlete and all OU alumni are encouraged to stand and raise one finger in the air during the playing of the Chant - a symbolic gesture that shows the greatness of the university and the unity between all Sooners. The Chant was written in 1936 by Jessie Lone Clarkson Gilkey, who directed the OU girl's glee club from 1936 to 1938 and was voted Outstanding Faculty Woman in 1937.

O-K-L-A-H-O-M-A
Our chant rolls on and on!
Thousands strong
Join heart and song
In alma mater's praise
Of campus beautiful by day and night
Of colors proudly gleaming Red and White
'Neath a western sky
OU's chant will never die.
Live on University!

