

# TABLE OF CONTENTS



## Media Information

|                               |   |
|-------------------------------|---|
| Media Information . . . . .   | 2 |
| Spring Calendar . . . . .     | 3 |
| Sooners at a Glance . . . . . | 4 |

## 2006 Preseason

|   |    |
|---|----|
| Sooner Notes . . . . .                  | 6  |
| Sooner Offense Notes . . . . .          | 7  |
| Sooner Defense Notes . . . . .          | 8  |
| Special Teams Notes . . . . .           | 9  |
| Outlook . . . . .                       | 10 |
| Rosters / Pronunciation Guide . . . . . | 14 |
| 2006 Honors . . . . .                   | 16 |

## Coaches & Staff

|                             |    |
|-----------------------------|----|
| Bob Stoops . . . . .        | 17 |
| Brent Venables . . . . .    | 21 |
| Bobby Jack Wright . . . . . | 22 |
| Kevin Wilson . . . . .      | 23 |
| Cale Gundy . . . . .        | 24 |
| Kevin Sumlin . . . . .      | 25 |
| Josh Heupel . . . . .       | 26 |
| James Patton . . . . .      | 27 |
| Jackie Shipp . . . . .      | 28 |
| Chris Wilson . . . . .      | 29 |
| Jerry Schmidt . . . . .     | 30 |
| Matt McMillen . . . . .     | 31 |
| Merv Johnson . . . . .      | 32 |
| Greg Tipton . . . . .       | 33 |
| Scott Anderson . . . . .    | 34 |
| Support Staff . . . . .     | 35 |

## The Sooners

|                           |    |
|---------------------------|----|
| Player Profiles . . . . . | 38 |
| Fall Newcomers . . . . .  | 67 |

## 2006 Season Review

|  |    |
|--|----|
| Team Statistics . . . . .                    | 70 |
| Scoring Statistics . . . . .                 | 72 |
| Defensive Statistics . . . . .               | 73 |
| Individual Game-by-Game Statistics . . . . . | 74 |
| Starting Lineups . . . . .                   | 75 |
| Player Participation . . . . .               | 76 |
| Situational Statistics . . . . .             | 77 |
| Season Superlatives . . . . .                | 78 |
| Game-by-Game Comparisons . . . . .           | 79 |
| Scoring Drives . . . . .                     | 80 |
| Game Recaps . . . . .                        | 82 |
| Big 12 Statistics . . . . .                  | 89 |

## University of Oklahoma

|   |    |
|---|----|
| Overview . . . . .                              | 92 |
| University President David L. Boren . . . . .   | 94 |
| Director of Athletics Joe Castiglione . . . . . | 95 |
| SoonerSports.com . . . . .                      | 96 |



## WRITER

Kenny Mossman

## GUIDE DESIGN

Jason Matheson, Jared Thompson

## COVER DESIGN

Scott Matthews

## CONTRIBUTORS

Mitchel Heckart, Kelly Hess

## RESEARCH ASSISTANCE

Mike Brooks

## PHOTOGRAPHY

Lisa Hall, Mark Kraus, Jackson Laizure, Jerry Laizure, Shevaun Williams and Associates, John Williamson and OU Athletics Media Relations Archives.













The 2007 Oklahoma Spring Football Guide was printed at no cost to the taxpayers of the state of Oklahoma. The University of Oklahoma is an equal opportunity institution. (February 2007)



*Nike is the official footwear, apparel supplier and sponsor of Oklahoma Football.*

# MEDIA INFORMATION

|   |   |
|---|---|
|    | <b>KENNY MOSSMAN</b><br>Senior Associate Athletics Director for Communications<br>O: (405) 325-8231   M: (405) 249-5891   kmossman@ou.edu |
|    | <b>MIKE HOUCK</b><br>Associate Media Relations Director<br>O: (405) 325-8231   M: (405) 447-2731   mhouck@ou.edu                          |
|    | <b>CHRIS FREET</b><br>Associate Media Relations Director<br>O: (405) 325-8231   M: (405) 249-6075   cfreet@ou.edu                         |
|    | <b>CRAIG MORAN</b><br>Assistant Media Relations Director<br>O: (405) 325-8231   M: (405) 249-8264   cmoran@ou.edu                         |
|    | <b>JESSICA SUMMERS</b><br>Assistant Media Relations Director<br>O: (405) 325-8372   M: (405) 213-6735   jlsommers@ou.edu                  |
|    | <b>JARED THOMPSON</b><br>Assistant Media Relations Director<br>O: (405) 325-8314   M: (405) 834-2984   jaredthompson@ou.edu               |
|   | <b>BRIAN DUDE</b><br>Media Relations Graduate Assistant<br>O: (405) 325-4274   M: (918) 691-3886   briandude@ou.edu                       |
|  | <b>DEBBIE COPP</b><br>Director of Publications<br>O: (405) 325-8231   M: (405) 329-6799   dcopp@ou.edu                                    |
|  | <b>SCOTT MATTHEWS</b><br>Director of Graphic Design<br>O: (405) 325-8223   M: (405) 664-0844   smatthews@ou.edu                           |
|  | <b>JASON MATHESON</b><br>Director of Internet Services<br>O: (405) 325-4274   M: (918) 691-3886   jmatheson@ou.edu                        |

|   |   |
|---|---|
|    | <b>1</b><br>09.01.07 GAYLORD FAMILY - OKLAHOMA MEMORIAL STADIUM (82,112)  |
|    | <b>2</b><br>09.08.07 GAYLORD FAMILY - OKLAHOMA MEMORIAL STADIUM (82,112)  |
|    | <b>3</b><br>09.17.07 GAYLORD FAMILY - OKLAHOMA MEMORIAL STADIUM (82,112)  |
|    | <b>4</b><br>09.21.07 SKELLY STADIUM (35,542) • TULSA, OKLA.               |
|    | <b>5</b><br>09.29.07 FOLSOM FIELD (53,750) • BOULDER, COLO.               |
|    | <b>6</b><br>10.06.07 COTTON BOWL (75,452) • DALLAS, TEXAS                 |
|   | <b>7</b><br>10.13.07 GAYLORD FAMILY - OKLAHOMA MEMORIAL STADIUM (82,112)  |
|  | <b>8</b><br>10.20.07 JACK TRICE STADIUM (45,814) • AMES, IOWA             |
|  | <b>9</b><br>10.27.07 GAYLORD FAMILY - OKLAHOMA MEMORIAL STADIUM (82,112)  |
|  | <b>10</b><br>11.03.07 GAYLORD FAMILY - OKLAHOMA MEMORIAL STADIUM (82,112) |
|  | <b>11</b><br>11.10.07 GAYLORD FAMILY - OKLAHOMA MEMORIAL STADIUM (82,112) |
|  | <b>12</b><br>11.17.07 JONES SBC STADIUM (51,000) • LUBBOCK, TEXAS         |

## OU Athletics Media Relations

Media Relations Main Phone . . . . . (405) 325-8231  
Media Relations Fax. . . . . (405) 325-7623

**University of Oklahoma Athletics Media Relations**  
Gaylord Family - Oklahoma Memorial Stadium  
Suite 2525, 180 W. Brooks St, Norman, OK 73019



### SoonerSports.com

The latest, official information on 2007 Oklahoma football is available at SoonerSports.com. Log on for complete media services including statistics, rosters, bios, schedules, press conferences, quotes and more.

# MEDIA INFORMATION

2007 SEASON

COACHING STAFF

THE SOONERS

SEASON REVIEW

THE UNIVERSITY

## COVERING PRACTICE

Oklahoma's spring practices are closed unless otherwise announced on specific dates. On days that the workouts are open, designated viewing areas will be clearly marked.

## COVERING THE RED/WHITE SPRING GAME

Credentials are required for working media covering the game as there is an admission charge for the public.

Parking passes are not available for the spring game.

All requests for credentials must be entered by sports editors/directors online. The online application is available by logging on to [SoonerSportsMedia.com](http://SoonerSportsMedia.com).

The deadline for requesting spring game credentials is April 1.

The credential application process for the 2007 season will begin in July and also will be conducted online.

## INTERVIEWS

Head coach Bob Stoops will meet with media after each practice beginning with the March 14 workout. Other members of the coaching staff and the players also will be available upon request after practice (no pre-practice interviews).

OU's Athletics Media Relations staff will hold players for interviews. Media are encouraged to plan for no more than two interviews per day.

Numerous players are enrolled in evening classes and may be unable to participate in interviews on specific days. Requests for players received at least 24 hours in advance are appreciated.

## PHOTOGRAPHERS/VIDEOGRAPHERS

Cameras are permitted only during interview sessions. Policies pertaining to cameras at open workouts will be announced prior to those specific events.

## PRACTICE DATES/TIMES

Dates and times are subject to change on short notice. The OU Athletics Media Relations staff will alert media to changes, but media are encouraged to confirm practice information before attending.

## PRACTICE LOCATION

Weather permitting, most practices will be held on the grass practice fields south of Gaylord Family - Oklahoma Memorial Stadium.

In the event of inclement weather, workouts will be moved to the Everest Center, one block east of the stadium. If a practice is forced indoors, OU staff will determine if the sideline space at the indoor facility is sufficient to hold the public that is in attendance. If it is, the practice will remain open.

Scrimmages will likely be held inside the stadium.

## SOONERSPORTS.COM

The official web site for the University of Oklahoma Athletics Department is [SoonerSports.com](http://SoonerSports.com).

A media-only site, which includes photo downloads and other information helpful in covering the team, also is available. To access the media-only site, contact Jason Matheson, director of internet services, at [jmatheson@ou.edu](mailto:jmatheson@ou.edu).

Only accredited employees of recognized media outlets are eligible to receive a user name and password.

## UPDATES

Daily updates on the spring workouts will be provided to media via e-mail blast and on the department's official web site.

Audio updates, including interviews with Oklahoma coaches and players, also will be available on the site.

## Spring Football Calendar (March 5-April 9)

| SUNDAY   | MONDAY   | TUESDAY | WEDNESDAY            | THURSDAY                   | FRIDAY   | SATURDAY                                |
|----------|----------|---------|----------------------|----------------------------|----------|---|
|          |          |         | Practice             |                            | Practice | Practice                                |
| 4        | 5        | 6       | 7                    | 8                          | 9        | 10                                      |
| 11       | Practice | 13      | Practice (Scrimmage) | No Practice<br>March 15-25 | 16       | 17                                      |
|          | 26       | 27      | Practice             | 29                         | Practice | Practice (Scrimmage)                    |
| 25       | 26       | 27      | 28                   | 29                         | 30       | 31                                      |
| Practice | Practice | 3       | Practice             | 5                          | Practice | Spring Game<br>(Final Practice April 9) |
| 1        | 2        | 3       | 4                    | 5                          | 6        | 7                                       |



# AT A GLANCE

## Oklahoma Quick Facts

**Location:** Norman, Okla.  
**Founded:** 1890  
**Nickname:** Sooners  
**Colors:** Crimson (PMS 201) and Cream  
**Conference:** Big 12  
**Enrollment:** 29,721  
**Stadium:** Gaylord Family - Oklahoma Memorial Stadium (Natural Grass/82,112)  
**President:** David L. Boren  
**Director of Athletics:** Joe Castiglione  
**Sr. Associate Athletics Director/Communications:** Kenny Mossman  
**Office Phone:** 405.325.8231 **Mobile:** 405.249.5891  
**Website:** www.SoonerSports.com

## FOOTBALL INFORMATION

**Offensive Formation:** Multiple  
**Defensive Formation:** Multiple  
**2006 Overall Record:** 11-3  
**2006 Conference Record (Standing):** 7-1 (first, Big 12 South Division)  
**Final Ranking:** No. 11 (AP, USA Today Coaches)

## COACHING STAFF

| Name (Alma Mater, Year)                  | Title  |
|--|--|
| Bob Stoops (Iowa, 1983)                  | Head Coach   |
| Brent Venables (Kansas State, 1992)      | Associate Head Coach/<br>Defensive Coordinator/LB    |
| Bobby Jack Wright (SW Texas State, 1973) | Assistant Head Coach/<br>Co-Defensive Coordinator/DB |
| Kevin Wilson (North Carolina, 1984)      | Offensive Coordinator/TE/FB                          |
| Cale Gundy (Oklahoma, 1994)              | Recruiting Coordinator/RB                            |
| Kevin Sumlin (Purdue, 1986)              | Co-Offensive Coord./ Passing Game Coord./WR          |
| James Patton (Miami (Ohio), 1993)        | Assistant Coach/OL                                   |
| Josh Heupel (Oklahoma, 2001)             | Assistant Coach/QB                                   |
| Jackie Shipp (Langston, 1992)            | Assistant Coach/DL                                   |
| Chris Wilson (Oklahoma, 1992)            | Assistant Coach/DE                                   |

## 2006 SCHEDULE & RESULTS

| Date     | Opponent                 | W/L | Score      | Att.   | TV  |
|----------|--------------------------|-----|------------|--------|-----|
| Sept. 2  | UAB                      | W   | 24-7       | 84,555 | TBS |
| Sept. 9  | Washington               | W   | 37-20      | 84,577 | ABC |
| Sept. 16 | at Oregon                | L   | 34-33      | 59,269 | ABC |
| Sept. 23 | Middle Tennessee         | W   | 59-0       | 84,326 | PPV |
| Oct. 7   | No. 7 Texas <sup>A</sup> | L   | 28-10      | 76,260 | ABC |
| Oct. 14  | Iowa State               | W   | 34-9       | 84,152 | FSN |
| Oct. 21  | Colorado                 | W   | 24-3       | 84,443 | FSN |
| Oct. 28  | at No. 23 Missouri       | W   | 26-10      | 62,045 | ABC |
| Nov. 4   | at No. 21 Texas A&M      | W   | 17-16      | 85,697 | ABC |
| Nov. 11  | Texas Tech               | W   | 34-24      | 85,313 | FSN |
| Nov. 18  | at Baylor                | W   | 36-10      | 31,221 | FSN |
| Nov. 25  | at Oklahoma State        | W   | 27-21      | 42,819 | FSN |
| Dec. 2   | Nebraska*                | W   | 21-7       | 80,031 | ABC |
| Jan. 1   | Boise State#             | L   | 43-42 (OT) | 73,719 | FSN |

<sup>A</sup> at Dallas, \* Dr Pepper Big 12 Championship at Kansas City, # Fiesta Bowl

## RETURNING STATISTICAL LEADERS

|                  |     |     |      |      |       |      |        |
|------------------|-----|-----|------|------|-------|------|--------|
| <b>Rushing</b>   | Att | Yds | Avg  | TD   | Avg/G | Lg   |        |
| Allen Patrick    | 169 | 761 | 4.5  | 4    | 63.4  | 65   |        |
| <b>Passing</b>   | Cmp | Att | Int  | Pct  | Yds   | TD   | Eff    |
| Joey Halzle      | 1   | 2   | 0    | 50.0 | 15    | 0    | 113.00 |
| <b>Receiving</b> | Rec | Yds | Avg  | TD   | Avg/G | Lg   |        |
| Malcolm Kelly    | 62  | 993 | 16.0 | 10   | 70.9  | 73   |        |
| <b>Tackles</b>   | UT  | AT  | TT   | TFL  | Int   | Sack | PBU    |
| Nic Harris       | 40  | 28  | 68   | 7.0  | 4     | 2.5  | 8      |

## What Returns in 2007...

### OFFENSIVE LETTERMEN RETURNING (25)

OL Chase Beeler, OL Brannndon Braxton, RB Chris Brown, WR Brandon Caleb, WR Quentin Chaney, FB Matt Clapp, OL Jon Cooper, TE Brody Eldridge, TE Joe Jon Finley, TE Jermaine Gresham, RB Jacob Gutierrez, QB Joey Halzle, WR Juajuan Iglesias, WR Manuel Johnson, WR Malcolm Kelly, OL Sherrone Moore, RB Allen Patrick, FB Ian Pleasant, OL George Robinson, OL Brian Simmons, WR Fred Strong, WR Adron Tennell, OL Brandon Walker, OL Trent Williams, FB Dane Zaslaw

### DEFENSIVE LETTERMEN RETURNING (20)

LB Lewis Baker, DT Cory Bennett, DB Brett Bowers, DB Quinton Carter, DB Keenan Clayton, DT Steven Coleman, DE Alan Davis, DE Alonzo Dotson, DT Demarcus Granger, DB Nic Harris, DB Lendy Holmes, DB Brian Jackson, LB Curtis Lofton, LB Demarrio Pleasant, LB Ryan Reynolds, DB Reggie Smith, DB Marcus Walker, DB Darien Williams, DE John Williams, DB D.J. Wolfe

### SPECIAL TEAMS LETTERMEN RETURNING (5)

P Michael Cohen, K Garrett Hartley, P Mike Knall, H Hays McEachern, LS Derek Shaw

### LETTERMEN LOST (10)

DE C.J. Ah You, LB Rufus Alexander, DE Larry Birdine, DB Jason Carter, LB Zach Latimer, OT Chris Messner, DT Carl Pendleton, RB Adrian Peterson, DE Calvin Thibodeaux, QB Paul Thompson

### PLAYERS WHO REDSHIRTED LAST SEASON (22)

TE Ryan Allgood, RB Rocky Anderson, LB Jeremy Beal, QB Sam Bradford, OL Cory Brandon, LB Brandon Crow, DE Auston English, DB Dominique Franks, RB Derrick Gove, DB Michael Hayes, OL Zach Howard, DE Tim Johnson, DE Pryce Macon, RB Mossis Madu, DT Gerald McCoy, TE Erik Mensik, RB DeMarco Murray, DB Jonathan Nelson, QB John Nimmo, LB Ryan Reynolds, LB Lamont Robinson, DT Adrian Taylor

### SOONERS BY CLASS

**Seniors (17):** LB Lewis Baker, WR Garrett Bothun, P Michael Cohen, DL Steven Coleman, DE Alonzo Dotson, TE Joe Jon Finley, RB Jacob Gutierrez, K Garrett Hartley, OL Sherrone Moore, RB Allen Patrick, LB Demarrio Pleasant, FB Ian Pleasant, CB Marcus Walker, DB Darien Williams, DE John Williams, DB D.J. Wolfe, FB Dane Zaslaw

**Juniors (27):** DT Cory Bennett, DB Brett Bowers, OL Brannndon Braxton, DB Cortney Carter, WR Quentin Chaney, FB Matt Clapp, OL Jon Cooper, DE Alan Davis, QB Joey Halzle, DB Nic Harris, DB Lendy Holmes, WR Juajuan Iglesias, DS Kyle Johnson, WR Manuel Johnson, WR Malcolm Kelly, P Mike Knall, OL Phil Loadholt, LB Curtis Lofton, QB Hays McEachern, OL Sherrone Moore, LB Mike Reed, OL George Robinson, TE Kolby Smith, DB Reggie Smith, WR Fred Strong, DT Tommy Taggart, OL Brandon Walker

**Sophomores (22):** OL Chase Beeler, DT Billy Blackard, RB Chris Brown, WR Brandon Caleb, DB Quinton Carter, DB Keenan Clayton, WR Collin Cox, DE Brody Eldridge, DE Auston English, DT DeMarcus Granger, TE Jermaine Gresham, LB Brock Hesse, DB Brian Jackson, DE Tola Jimoh, DT Cordero Moore, LB Ryan Reynolds, LB Lamont Robinson, DS Derek Shaw, OL Brian Simmons, WR Adron Tennell, WR Carter Whitson, OL Trent Williams

**Redshirt Freshmen (19):** TE Ryan Allgood, RB Rocky Anderson, LB Jeremy Beal, QB Sam Bradford, OL Cory Brandon, LB Brandon Crow, DB Dominique Franks, RB Derrick Gove, DB Michael Hayes, OL Zach Howard, DB Johnnie James, DE Pryce Macon, RB Mossis Madu, DT Gerald McCoy, TE Erik Mensik, RB DeMarco Murray, DB Jonathan Nelson, QB John Nimmo, DL Adrian Taylor

**True Freshmen (19):** DE, Frank Alexander, DE David Anderson, LB Austin Box, WR Ryan Broyles, LB T.C. Bread, DE Jonte Bumpus, OL Kody Cooke, DB Chris Croslin, DB Desmond Jackson, LB Travis Lewis, K Matthew Moreland, QB Keith Nichol, ATH Sam Proctor, OL Donald Stephenson, K Jimmy Stevens, WR Tyler Stradford, ATH Londell Taylor, OL Alex Williams, WR Corey Wilson



# AT A GLANCE

2007 SEASON

COACHING STAFF

THE SOONERS

SEASON REVIEW

THE UNIVERSITY

## WHAT RETURNS BY PERCENTAGE

|                      |       |
|----------------------|-------|
| Rushing Yards        | 53.1% |
| Passing Yards        | .05%  |
| Receiving Yards      | 94.9% |
| Punt Return Yards    | 96.0% |
| Kickoff Return Yards | 80.8% |
| Interceptions        | 72.2% |
| Scoring              | 75.9% |
| Total Yards          | 25.8% |
| All-Purpose Yards    | 77.1% |
| Field Goals          | 100%  |
| Punting Yards        | 100%  |
| Tackles              | 56.9% |
| Tackles for Loss     | 54.5% |
| Sacks                | 75.5% |
| Fumble Recoveries    | 80.0% |

## STARTERS

### Offensive Starters Returning (14)

|                      |    |
|----------------------|----|
| C Chase Beeler       | 1  |
| OT Brannndon Braxton | 7  |
| C Jon Cooper         | 13 |
| TE Brody Eldridge    | 8  |
| TE Joe Jon Finley    | 14 |
| TE Jermaine Gresham  | 2  |
| WR Juaquin Iglesias  | 11 |
| WR Manuel Johnson    | 4  |
| WR Malcolm Kelly     | 13 |
| RB Allen Patrick     | 5  |
| OG George Robinson   | 14 |
| OG Brandon Walker    | 14 |
| OT Trent Williams    | 7  |
| FB Dane Zaslaw       | 1  |

### Offensive Starters Lost (3)

|                    |    |
|--------------------|----|
| OT Chris Messner   | 14 |
| RB Adrian Peterson | 7  |
| QB Paul Thompson   | 14 |

### Defensive Starters Returning (11)

|                      |    |
|----------------------|----|
| DT Cory Bennett      | 13 |
| S Keenan Clayton     | 2  |
| DT Steven Coleman    | 13 |
| S Nic Harris         | 4  |
| CB Lendy Holmes      | 11 |
| LB Curtis Lofton     | 5  |
| LB Demarrio Pleasant | 2  |
| DB Reggie Smith      | 14 |
| CB Marcus Walker     | 11 |
| FS Darien Williams   | 11 |
| CB D.J. Wolfe        | 3  |

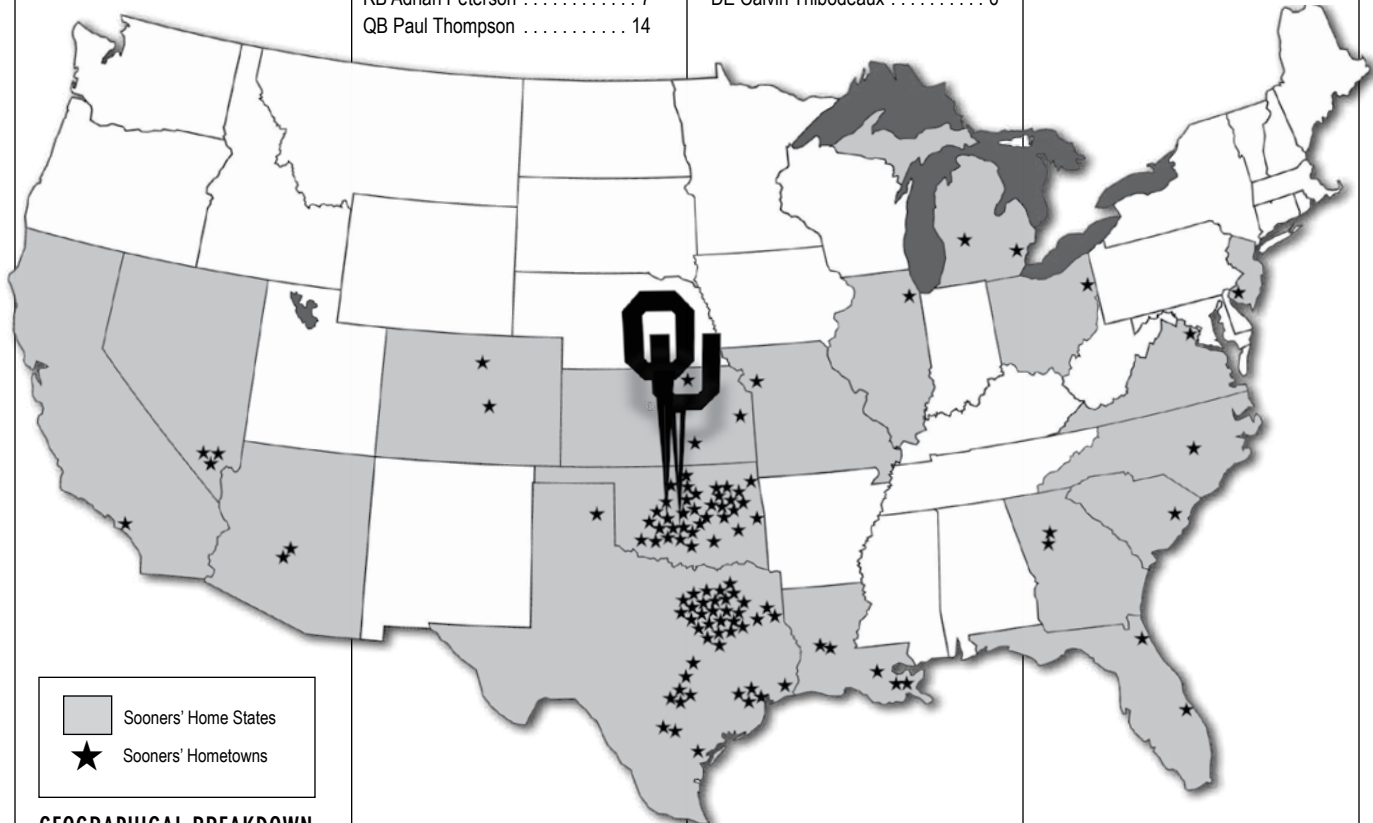
### Defensive Starters Lost (6)

|                      |    |
|----------------------|----|
| DE C.J. Ah You       | 9  |
| LB Rufus Alexander   | 14 |
| DE Larry Birdine     | 13 |
| MLB Zach Latimer     | 14 |
| DT Carl Pendleton    | 3  |
| DE Calvin Thibodeaux | 6  |

### Specialists Starters Returning (5)

|                   |    |
|-------------------|----|
| P Michael Cohen   | 12 |
| K Garrett Hartley | 14 |
| P Mike Knall      | 2  |
| H Hays McEachern  | 14 |
| LS Derek Shaw     | 14 |

### Specialists Starters Lost (0)



Sooners' Home States  
 Sooners' Hometowns

## GEOGRAPHICAL BREAKDOWN

**Arizona:** FB Matt Clapp, P Mike Knall  
**California:** QB Joey Halzle  
**Colorado:** OL Jon Cooper, OL Phil Loadholt  
**Florida:** DB Brett Bowers, LB Michael Reed  
**Georgia:** WR Brandon Caleb, OL George Robinson  
**Illinois:** DE Tim Johnson  
**Kansas:** RB Rocky Anderson, DE Brody Eldridge, OL Sheronne Moore  
**Louisiana:** DE Frank Alexander, RB Chris Brown, DB Nic Harris, WR Tyler Stradford, OL Alex Williams  
**Michigan:** QB Keith Nichol, OL Brandon Walker  
**Missouri:** OL Donald Stephenson

**Nevada:** DB Quinton Carter, RB DeMarco Murray, LB Ryan Reynolds  
**New Jersey:** LB Lamont Robinson  
**North Carolina:** OL Brian Simmons  
**Ohio:** OL Brannndon Braxton  
**Oklahoma:** TE Ryan Allgood, OL Chase Beeler, DT Billy Blackard, LB Austin Box, QB Sam Bradford, OL T.C. Bread, WR Ryan Broyles, DE Jonte Bumpus, WR Quentin Chaney, DB Chris Croslin, OL Kody Cooke, LB Brandon Crow, DB Dominique Franks, TE Jermaine Greshman, DB Michael Hayes, OL Zach Howard, OL Noah Hughey, DB Johnnie James, DE Tola Jimoh, DS Kyle Johnson, LB Curtis Lofton, RB Mossis

Madu, DT Gerald McCoy, K Matthew Moreland, QB John Nimmo, LS Derek Shaw, DB Reggie Smith, K Jimmy Stevens, ATH Londell Taylor, WR Carter Whitson, DB D.J. Wolfe, FB Dane Zaslaw  
**Texas:** LB Lewis Baker, DE Jeremy Beal, DT Cory Bennett, OL Cory Brandon, DB Cortney Carter, DB Keenan Clayton, P Michael Cohen, DT Steven Coleman, WR Collin Cox, DE Alan Davis, DE Alonzo Dotson, DE Auston English, DB Jamell Fleming, TE Joe Jon Finley, DT DeMarcus Granger, RB Jacob Gutierrez, OL Jason Hannan, K Garrett Hartley, LB Brock Hesse, DB Lendy Holmes, WR Juaquin Iglesias,

DB Brian Jackson, DB Desmond Jackson, WR Manuel Johnson, WR Malcolm Kelly, LB Travis Lewis, DE Pryce Macon, QB Hays McEachern, TE Eric Mensik, DL Cordero Moore, DB Jonathan Nelson, LB Demarrio Pleasant, ATH Sam Proctor, WR Fred Strong, DT Tommy Taggart, DT Adrian Taylor, WR Adron Tennell, DB Marcus Walker, DB Darien Williams, DE John Williams, OL Trent Williams, WR Corey Wilson  
**South Carolina:** RB Allen Patrick  
**Virginia:** LB Ian Pleasant

# SOONER FOOTBALL NOTES

7 NATIONAL CHAMPIONSHIPS 40 CONFERENCE CHAMPIONSHIPS 24 BOWL CHAMPIONSHIPS 142 ALL-AMERICANS 63 NATIONAL AWARD WINNERS

## Looking Back at 2006

Oklahoma finished the season with an 11-3 mark, 7-1 in the Big 12, good for first place in the South. The Sooners advanced to the Dr Pepper Big 12 Championship Game at Kansas City's Arrowhead Stadium where they vanquished Nebraska, 21-7. OU then dropped a 43-42 overtime decision to Boise State in the Tostitos Fiesta Bowl.

- **Conference Title No. 40:** Oklahoma won its 40th conference championship. It's a remarkable feat considering the Sooners have held conference membership for just 92 of their 112-football-playing seasons. OU has won a conference championship in nearly half of its league seasons (43%).
- **All-American No. 142:** Rufus Alexander became OU's 142nd All-American. The Sooner program has averaged 1.3 All-Americans per year since its inception.
- **Sooners Play Another Difficult Schedule:** Oklahoma was the only Big 12 program to play a schedule comprised solely of NCAA Division I-A opponents. The Sooners played six ranked opponents (none in Norman) during and saw eight regular season foes advance to bowl play.
- **Small Senior Class:** Oklahoma's 2006 class included just nine scholarship players, making it the smallest of Bob Stoops' tenure. Even with the early departure of RB Adrian Peterson, the group of departed players is the smallest for OU under its current head coach.
- **The Overcomers:** Oklahoma's 2006 team persevered to spend the entire season ranked among the top 25. The day before practice was to convene in August, the Sooners learned that they would have to move receiver Paul Thompson back to quarterback. He was the only player remaining on the roster with OU game experience at the position (one as a starter). Then, in just its second Big 12 game of the year, the team lost running back and Heisman Trophy candidate Adrian Peterson to an injury. He missed seven games before returning for the Fiesta Bowl. Oklahoma was 6-0 in his absence and Thompson was brilliant, firing 22 TD passes and just 11 interceptions while becoming just the third OU quarterback since WWII to complete 60% of his passes in a season.
- **TV, TV and More TV:** Including last season, Oklahoma has now had 55 consecutive games televised. A very small number of those were produced for tape-delay or pay-per-view, but the vast majority were either over the air or on cable through widely recognized television networks.

## Big Crowds Follow Stoops Era

Oklahoma has sold out all 49 games (47 wins) since Bob Stoops came to Norman. The 2006 average attendance of 84,561 was the largest in school history. The top seven seasons for OU attendance occurred under Stoops. The gathering of 85,313 for the '06 Texas Tech game was the largest ever to see a sporting event in the state of Oklahoma.

## ESPN to Televis Spring Game

For the second straight year, ESPN will televise live Oklahoma's Red/White Spring Game. Announcers had not been set at press time. It will mark ESPN's third visit to the OU spring game. In 2003, the College GameDay crew stopped on behalf of SportsCenter. College GameDay has made three other visits to Norman for football (2000 Nebraska game, 2001 North Carolina game, 2003 Oklahoma State game), and College GameDay's basketball show was in Norman in January of 2006.

## Looking Ahead to 2007

Some 29 players who filled a starting role last season return. That exceeds the 26 who returned for 2006 and the 17 who returned for 2005.

- **Category Leaders:** The Sooners return their top receiver (Malcolm Kelly), but must replace their top passer (Paul Thompson) and top rusher (Adrian Peterson). On defense, OU welcomes back its leaders in interceptions (Nic Harris), fumble recoveries (Lendy Holmes) and pass break-ups (Marcus Walker), but must replace its leading tackler (Rufus Alexander), leader in tackles for loss (Alexander), sacks leader (Larry Birdine) and fumbles forced leader (Alexander). On special teams, Oklahoma welcomes back all of its leaders, including punt returns (Reggie Smith), kickoff returns (Juaquin Iglesias), field goals (Garrett Hartley), PATs (Garrett Hartley) and punting (Michael Cohen).
- **Seven Home Games:** For the first time since 2003, Oklahoma will play seven home games.
- **Back From Injury:** Brannndon Braxton suffered a broken leg and missed the last seven games. He'll still be slowed for spring ball, but will be good to go for the August drills.

## Did You Know?

The Sooners have had held a double-digit lead in 87 of the 105 games Bob Stoops has coached at Oklahoma.

## Signing Day Revisited

Oklahoma signed 20 players: five offensive linemen, three linebackers, three defensive ends, three receivers, two defensive backs, two athletes, one quarterback and one kicker. Oklahoma produced the most new Sooners with seven. Texas was next with six with three from Louisiana and one each from Colorado, Florida, Michigan and Missouri. Eighteen of the 20 players hail from the high school ranks while two are from junior colleges. Rivals ranked the class at No. 14.

## Oklahoma By the Numbers

- 71,000** - Number of season ticket holders at Oklahoma.
- 637** - The number of weeks the Sooners have been ranked in the AP poll. That figure ranks No. 4 nationally, No. 1 among Big 12 schools.
- 144** - Number of nationally televised games that featured OU.
- 121** - The number of games in which OU has scored 50 points.
- 105** - Consecutive games in which OU has scored a touchdown.
- 95** - The number of weeks OU has been ranked No. 1 in the AP poll. That ties for the national lead with Notre Dame.
- 43** - Games that Stoops' teams won by at least 20 points.
- 29** - Number of seasons in which Oklahoma has posted at least 10 wins.
- 8** - Number of consecutive seasons the Sooners have been in a bowl.
- 7** - Number of national championships won by OU teams. No Big 12 program can match that figure.
- 5** - Number of BCS bowl appearances, best among Big 12 schools.
- 5** - Consecutive number of years in which OU has produced a first-round NFL Draft pick (the 2007 draft was not completed at press time).
- 4** - Number of Heisman Trophy winners produced by Oklahoma.
- 4** - Number of Big 12 Championships won, tops in the league.
- 3** - Number of consecutive seasons in which OU has produced a 1,000-yard rusher.

# OFFENSE NOTES

2007 SEASON

COACHING STAFF

THE SOONERS

SEASON REVIEW

THE UNIVERSITY

## About the Sooner Offense

- Under Bob Stoops, OU has produced its top two leaders in career passing and receiving, while turning out the No. 3- and No. 4-ranked rusher in school history and the school record holder for single-season rushing.
- OU has scored at least one touchdown in every game dating back to Nov. 7, 1998.
- Under Stoops, OU has rushed for 200 yards 32 times, including 26 over the last four seasons. With Stoops at the reins, Oklahoma has 25, 300-yard passing games.
- Also under Stoops, OU has 103 touchdowns of 25-plus yards and 220 scoring drives that took less than two minutes.

## Green at QB But That's Nothing New

Oklahoma has won 19 games and been to a pair of bowls over the last two years, yet neither time did it enter the campaign carrying a quarterback who had much starting experience. The 2005 season featured two QBs who had none, while the 2006 squad entered the year behind Paul Thompson and his one career start. None of the three quarterbacks vying for the 2007 job have ever started for the Sooners either. Junior Joey Halzle is the only one with game experience. The other two are Sam Bradford, who redshirted last season, and Keith Nichol, a highly-touted true freshman who joined the fold in January.

## Balancing Act

Oklahoma's 2006 team missed perfect offensive balance by just 202 yards (2,682 passing, 2,480 rushing). The 2005 team missed perfect balance by only one yard, while the 2003 squad missed it by just 160.

## Ground Game Still Solid

Oklahoma lost the No. 3 rusher in its history when Adrian Peterson declared for the NFL Draft following his junior season, yet the Sooners return a stable of good backs, who proved their worth in 2006 when Peterson missed seven games due to injury ...

- Allen Patrick carried 169 times for 761 yards last season. He scored four touchdowns, including one at Oklahoma State on a 65-yard burst, the longest rush by any OU player during the season. The senior logged four 100-yard games, including a best of 173 at Texas A&M.
- Chris Brown was outstanding in his true freshman season with 343 yards and six TD. His lone start came at Baylor when he carried 24 times for 169 yards.
- The Sooners redshirted a pair of promising backs in 2006. Mossis Madu and DeMarco Murray both figure to make a strong push for playing time as redshirt freshmen. During winter conditioning, Murray posted a time for 4.43 in the 40 and a vertical jump of 41 inches.

## Quite a Catch

Oklahoma returns its top four receivers from 2006, including All-America and Biletnikoff candidate Malcolm Kelly, who pulled in 62 passes for 993 yards and 10 touchdowns during the campaign. He missed nearly all of the Fiesta Bowl due to injury. Also back at wide receiver are Juaquin Iglesias (14-514-2), Manuel Johnson (36-478-3), Fred Strong (9-73-0), Quentin Chaney (5-52-2) and Adron Tennell (2-26-0).

- Tight end figures to be a stellar spot for OU, too, with all three returning. Joe Jon Finely caught 19 passes for 241 yards and three touchdowns last season, while Jermaine Gresham caught eight for 161 yards and one TD. Brody Eldridge, used primarily in a blocking role, had three receptions for 18 yards.

## Trench Talk

Oklahoma may be as solid, and as big, as it has been up front in quite some time. Four of the five players who started the last seven games return, along with Brannndon Braxton, who started the first seven at right tackle before going down with a broken leg.

- A newcomer of note is junior college All-American and mid-year transfer Phil Loadholt. The 6-8, 350-pounder is one of the biggest linemen in OU history. He is a candidate to replace the lone starter lost to graduation, consensus All-Big 12 performer Chris Messner, at left tackle.
- The five players returning with extensive previous starting experience (at least seven games) at OU average 6-4, 310 pounds.

## King Kelly

The impact of OU receiver Malcolm Kelly ...

### NO. 1 IN OKLAHOMA RECORD BOOK

#### Most Receptions in a Game

11 vs. Texas Tech, 2006 (tied with two others)

#### Most Receiving Yards in a Quarter

134 vs. Middle Tennessee, 2006 (3 rec.)

#### Best Average Per Reception in a Game

(Min. 5 receptions)

32.8 yards vs. Middle Tennessee, 2006

#### Fastest to 1,000 Receiving Yards

19 games

#### Most Receiving Yards by a

Sophomore

993 in 2006

#### Most Receptions by a

Sophomore

62 in 2006

#### Most TD Receptions by a Sophomore

10 in 2006

#### Most Receptions, First Two Seasons

95, 2005-06

#### Most Receiving Yards, First Two Seasons

1,464, 2005-06

#### Most TD Receptions, First Two Seasons

12, 2005-06

### NO. 2 IN OKLAHOMA RECORD BOOK

#### Most Receiving Yards in a Half

164 vs. Middle Tennessee, 2006

#### 100-Yard Receiving Games, Season

5 in 2006

#### 100-Yard Receiving Games, Career

6 in 2005-06

### BIG 12 TITLE GAME RECORDS

Most Receptions in a Game — 10

Most Receptions in a Half — 6

Most Receiving Yards in a Game — 142

Most Receiving Yards in a Half — 102\*

Most TD Receptions — 2

\* indicates tied record



# DEFENSE NOTES

## Stoops Era Defensive TDs

### 2006

|               |                          |
|---------------|--------------------------|
| Marcus Walker | 33-yd. INT vs. Boise St. |
| Reggie Smith  | 42-yd. INT vs. Baylor    |
| Zach Latimer  | 22-yd. INT vs. M. Tenn.  |

### 2005

|                      |                       |
|----------------------|-----------------------|
| Chijioke Onyenegecha | 63-yd. INT vs. Neb.   |
| D.J. Wolfe           | 65-yd. INT vs. Kansas |
| Clint Ingram         | 48-yd. INT vs. Tulsa  |

### 2004

|                |                      |
|----------------|----------------------|
| Lance Mitchell | 28-yd. FR vs. Kansas |
|----------------|----------------------|

### 2003

|                  |                         |
|------------------|-------------------------|
| Eric Bassey      | 34-yd. INT vs. UCLA     |
| Jonathan Jackson | 21-yd. INT vs. Texas    |
| Derrick Strait   | 17-yd. FR vs. Texas A&M |

### 2002

|                 |                       |
|-----------------|-----------------------|
| Eric Bassey     | 45-yd. FR vs. Alabama |
| Antonio Perkins | 50-yd. INT vs. UTEP   |
| Michael Hawkins | 45-yd. INT vs. UTEP   |
| Derrick Strait  | 75-yd. INT vs. Baylor |

### 2001

|                |                               |
|----------------|-------------------------------|
| Rocky Calmus   | 14-yd. FR vs. North Carolina  |
| Derrick Strait | 47-yd. INT vs. North Carolina |
| Cory Heinecke  | 69-yd. FR vs. Air Force       |
| Roy Williams   | 18-yd. FR vs. Kansas St.      |
| Teddy Lehman   | 2-yd. INT vs. Texas           |

### 2000

|                   |                           |
|-------------------|---------------------------|
| Roy Williams      | 35-yd. INT vs. UTEP       |
| Rocky Calmus      | 41-yd. INT vs. Texas      |
| Derrick Strait    | 32-yd. INT vs. Nebraska   |
| Torrance Marshall | 41-yd. INT vs. TAMU       |
| J.T. Thatcher     | 85-yd. INT vs. Texas Tech |

### 1999

|            |                             |
|------------|-----------------------------|
| Mike Woods | 43-yd. INT vs. Oklahoma St. |
|------------|-----------------------------|

## About the Sooner Defense

- Oklahoma has forced at least one turnover in 94 of Bob Stoops' 105 games and has at least one interception in 70 of the last 92 games. The Sooners have multiple picks in 26 of their last 61 outings.
- Opponents completed 50 percent or more of their passes in less than half of their games against Stoops-coached OU teams -- 50 times in 105 games.
- Foes scored less than 14 points in 48 of the games.
- Oklahoma has nine shutouts under its current head coach. Opponents failed to score more than seven points 28 times and scored less than 14 in 53 games.
- Last season, only two of the 14 opponents reached their scoring average in games against Oklahoma and just two were able to exceed their average total yardage figure. After game three, only one team exceeded its scoring average and none met their yardage number.

## OU in the NCAA Stats

Oklahoma consistently ranks among nation's best in the key NCAA statistics of total defense and scoring defense. Here is a look at those Sooner rankings under its current head coach ...

2006: No. 16 in total defense (287.1), No. 20 in scoring defense (17.3)  
 2005: No. 13 in total defense (306.7), No. 37 in scoring defense (23.1)  
 2004: No. 13 in total defense (299.0), No. 11 in scoring defense (16.8)  
 2003: No. 3 in total defense (259.6), No. 5 in scoring defense (15.3)  
 2002: No. 10 in total defense (293.1), No. 6 in scoring defense (15.4)  
 2001: No. 4 in total defense (262.8), No. 4 in scoring defense (13.8)  
 2000: No. 8 in total defense (278.9), No. 7 in scoring defense (16.0)  
 1999: No. 39 in total defense (344.4), No. 16 in scoring defense (18.4)

## Very Hands-On

Last year, Oklahoma defenders touched the ball 93 times in the form of 61 pass deflections, 18 interceptions and 14 fumble recoveries. Over a 14-game schedule, a Sooner defensive player touched the ball an average of 6.6 times per game and claimed 2.3 takeaways per game.

- Players who accounted for 13 of the team's 18 interceptions last season return for 2007. The same is true for 11 of the 14 fumble recoveries.

## Stoops Era Staple: Run Defense

Nineteen times, Bob Stoops-coached Oklahoma teams have held opponents under 40 rushing yards in a game. Four times the total has resulted in negative yards. Last season, thanks in part to five sacks, the Sooners limited Baylor to -48 yards on the ground. That was the best single-game rushing defense performance by any team in the nation during the 2006 season and the best ever posted by an Oklahoma team during the Stoops Era.

- OU has ranked no worse than 23rd in national rushing defense over the last seven seasons. Three times during that span it ranked among the top 10 and six times it was among the top 20.

## Secondary Improvement was Primary

Oklahoma made substantial improvement in the defensive secondary as a young group from 2005 remained relatively young in 2006, but much more experienced. In 2007, 10 of the 11 defensive backs who saw action, including six of the seven who drew starts, return. The only one who is not back is Jason Carter, who started one game last season. Here are some examples of how the defensive backs improved from 2005 to 2006 ...

- In 2005, Oklahoma defensive backs accounted for 23 of 47 pass break-ups, or 48%. In 2006, that number jumped to 35 of 61 for 57%. In 2005, the Sooner secondary had six of the team's 13 interceptions for 46%. In 2006, it had 14 out of the 18 for 78%.
- In 2005, Oklahoma opponents completed 53% of their passes and fired 20 touchdowns. In 2006, those numbers dropped to 51.8% and 15, respectively.

# SPECIAL TEAMS NOTES

2007 SEASON

COACHING STAFF

THE SOONERS

SEASON REVIEW

THE UNIVERSITY

## About the Sooner Special Teams

Oklahoma's special teams under Bob Stoops ...

- There have been 24 special teams TD, including 17 in the last 54 regular season games. Those 17 came via five different kinds of plays -- 10 punt returns, two faked field goals, two blocked punts, two kickoff returns and a faked punt. The special teams also own one safety in that span.
- In total, OU has returned six kickoffs and 14 punts for TDs on Stoops' watch (since 1999).
- The Sooners have blocked 20 kicks.

## Many Happy Returns

Information on returns during the Stoops era ...

- Kickoff Returns -- 48 returns of 25 yards or more with six touchdowns.
- Punt Returns -- 44 returns of 15 or more yards with 14 touchdowns.
- Interception Returns -- 59 returns of 10 or more yards with 17 touchdowns.
- Fumble Returns -- Three returns of 15 or more yards with three touchdowns.

## Got-R-Covered

Opposing teams have found it difficult to return any kind of kick against Oklahoma.

- Over the last three seasons, Oklahoma's average rank in NCAA kickoff return coverage was 10th. Oklahoma's "worst" season-ending national ranking in that category came in 2005 (No. 15). The 2004 team ranked No. 4. Last season, the Sooners ranked 13th and gave up just 17.4 yards per return. The longest return by an opponent was 34 yards. Prior to Bob Stoops' arrival, opposing teams had averaged at least 22 yards per kickoff return in five straight seasons. Since he arrived, the best opposing average was 18.9 in 2001.
- OU has ranked among the top 10 in punt return defense in five of the last seven seasons. Last season, the team ranked No. 9 as opponents could muster just 4.2 yards per punt return. The longest punt return by an opposing player was 14 yards. The 2006 campaign marked the third in a row in which the Sooners held their opponents to less than 5.0 yards per punt return.

## Sooners Have Hart-ley

K Garrett Hartley was one of three finalists for the Lou Groza Award ...

- Hartley was 19-of-20 on field goals and 49-of-50 on PATs in 2006. His lone field goal miss was a blocked kick at Oregon. He kicked off 78 times with 31 touchbacks.
- His field goal made percentage of .950 was tops in the nation among kickers with at least 10 makes. He made his last 11 attempts of the season.
- Hartley ranked No. 20 nationally in field goals made per game with 1.36 and was No. 21 in scoring with 7.57 points per game.
- Hartley made a career-high four field goals at Oregon.
- Hartley has three career makes of 50 yards or longer. His long last season was 46 yards, which he accomplished twice.

## Two-Headed Punter

Oklahoma used two punters last season and both return. Michael Cohen handled the long kicks and averaged 41.0 yards on 51 attempts. He had a long of 75 yards and another of 72. Nine of his kicks traveled at least 50 yards and he spread those long boots over six games. Mike Knall kicked on a short field and averaged 39.7 yards per boot with nine of his 11 tries downed inside the 20. He had only one touchback.

## Specialties

A look at special teams TDs and other notable special teams plays during the Stoops Era ...

### 2006

- Juaquin Iglesias 88-yard KOR vs. Baylor (TD)
- Jason Carter blocked punt vs. Missouri (safety)
- Reggie Smith 61-yard PR vs. Middle Tenn. (TD)
- Jason Carter blocked punt vs. Washington

### 2005

- Faked FG vs. Nebraska with H Cody Freeby pitching to K Garrett Hartley for a six-yard rush (first down)
- Faked FG vs. Kansas with H Cody Freeby passing to Russell Dennison for four yards (first down)
- Faked punt vs. Texas with J.D. Runnels running six yards (first down)

### 2004

- Mark Clayton 50-yard PR vs. Oklahoma St. (TD)
- Antonio Perkins 51-yard PR vs. Houston (TD)

### 2003

- Trey DiCarlo recovered his own onside kick in the second quarter at Colorado
- Antonio Perkins 69-yard PR vs. Missouri (TD)
- Mark Bradley 100-yard KOR vs. Iowa State (TD)
- Antonio Perkins three PR for TD (74, 84, 65) vs. UCLA
- Faked PAT vs. Fresno State with Matt McCoy rushing, (2 pt.)
- Blake Ferguson 22-yard pass to Michael Thompson vs. Alabama, 2003 (first down, eventual TD)

### 2002

- Antonio Perkins 51-yard PR vs. Wash. St. (TD)
- Will Peoples recovered blocked punt vs. Texas Tech (TD)
- Terrance Simms recovered blocked punt vs. Iowa St. (TD)
- Chris Chester 14-yard pass from H Matt McCoy vs. Missouri on a faked field goal (TD)
- Antonio Perkins 82-yard PR vs. UTEP (TD)
- Antonio Perkins 91-yard PR vs. Tulsa (TD)

### 2001

- K Tim Duncan 10-yard run vs. Texas A&M on a faked FG (TD)
- Hunter Wall 33-yard pass from Antwone Savage vs. Kansas State on a faked punt (TD)
- Antwone Savage 88-yard KOR vs. N. Carolina (TD)


### 2000

- J.T. Thatcher 60-yard PR vs. Baylor (TD)
- J.T. Thatcher 66-yard PR vs. Arkansas St. (TD)

### 1999

- Brandon Daniels 89-yd. KOR at Notre Dame (TD)
- K Tim Duncan 4-yard pass from Patrick Fletcher vs. Texas on fake FG (TD)
- Seth Littrell 41-yard run on a faked punt vs. Texas A&M (first down, eventual field goal)
- Jarrair Jackson 70-yard PR vs. Missouri (TD)
- J.T. Thatcher 81-yard PR vs. Okla. St. (TD)

# 2007 OUTLOOK



MALCOLM KELLY

Prognosticating Oklahoma football? Not many are willing to be so bold these days.

Last season, the Sooners moved a wide receiver to quarterback one day before practices began, then lost all-everything running back Adrian Peterson to injury just two games into the Big 12 Conference schedule.

A long line formed as the "experts" called for OU's demise. That same line formed again later at the crowd buffet.

Oklahoma exceeded even the most optimistic outlooks by fashioning an 11-3 record while adding the fourth Big 12 title and fifth BCS bowl game of Bob Stoops' tenure.

That squad featured the smallest senior class of the Stoops era so the departures, by numbers, were relatively small even with junior Adrian Peterson declaring for the NFL Draft.

As the results indicate, the group of departed players was solid. Finding their replacements will be a key part of the spring. Still, the number of returning players with quality playing experience is substantial.

It would appear that Oklahoma is set up for another strong run. Given the outcome of 2006, very few are willing to say otherwise.

## The Offense

Eight starters return on offense, including four of the five offensive linemen who started the last seven games. It was that line that was all the rage in 2006. Pinpointed by some as a potential weak spot for the team before the season began, it blossomed into one of the strengths.

That strong front, an experienced and dangerous group of receivers and a strong stable of running backs are blocks on which this offense can build.

The main focus will be on identifying a starting quarterback. The graduation of Paul Thompson, the surprise and outstanding signal-caller from last year, leaves a void. Coaches are confident in the abilities of the

three playing vying for the spot, but won't have the luxury of experience there as the season begins.

This staff and team have faced that factor before and still forged ahead successfully. Both expect to do the same in 2007 and the supporting cast is so proven that it's hard to expect anything less.

## QUARTERBACKS

A relative newcomer at quarterback? That's nothing new. The Sooners played most of 2005 with a redshirt freshman, then utilized Paul Thompson in 2006 even though he entered the campaign with just one career start at the position.

The three who hope to win the job for 2007 include junior Joey Halzle, redshirt freshman Sam Bradford and true freshman Keith Nichol, who enrolled at OU in January.

Halzle saw action in two games last season and completed 1-of-2 passes for 15 yards. He knows the system and has had more reps with the first unit than any of the other quarterbacks.

Bradford was an accomplished performer in the high school ranks, and not just in football. He also earned recognition in basketball and golf. That overall athletic ability is bound to serve him well.

Nichol was a prized recruit when the Sooners landed him during the winter months. Rated as one of the top run/throw prospects in the country, Nichol participated in the Elite 11 quarterback camp. He will go through spring drills with the Sooners.

## RUNNING BACKS

Normally, the early departure of a back as accomplished as Adrian Peterson would leave a gaping hole. That's the same thing that some expected to find when the school's No. 3 career rusher suffered a broken collar bone in the seventh game of the 2006 season.

Then depth happened. Oklahoma found that it had two or three more backs capable of running the team to victories. In Peterson's seven-game absence, OU reeled off just as many wins and saw two other backs combine for five 100-yard rushing performances.



# 2007 OUTLOOK



ALLEN PATRICK

2007 SEASON

COACHING STAFF

THE SOONERS

SEASON REVIEW

THE UNIVERSITY

The most effective was Allen Patrick, a converted defensive back, who ran for 761 yards and four touchdowns. His 65-yard burst at Oklahoma State was the longest rush of the year by a Sooner.

Patrick had been known as a standout athlete so his results were only mildly surprising. The same cannot be said for Chris Brown. The then-true freshman ran like a much older back in gaining 343 yards on 70 carries.

His vision and strength proved valuable as he scored six touchdowns.

Another that figures in the mix is senior Jacob Gutierrez. He endured knee surgery after the 2005 season, but bounced back and drew one start in 2006. He stands 5-6, but bench presses 420 pounds and has the most time in the OU program of any of the current backs.

Two running backs redshirted last year and both are considered bright prospects. DeMarco Murray and Mossis Madu are elusive threats capable of the big play. It would not be surprising to see either or both of them to push hard for playing time.

At fullback, four players will compete in Matt Clapp, Brody Eldridge, Ian Pleasant and Dane Zaslaw. All four played the position last season. Eldridge will still be listed at tight end despite his somewhat frequent forays into the backfield.

## RECEIVERS

The three players trying to win the quarterback job don't need an added incentive, but throwing to this acrobatic and speedy group could certainly be one.

The ring leader is Malcolm Kelly. At 6-4, 213, he's a big target, but he also has a flair for the circus catch. Get the ball in Kelly's zip code and it will likely result in a completion. He has the best numbers of any two-year receiver in OU history, an impressive accomplishment considering that three former OU receivers started for NFL teams just last season.

The corps of receivers is good enough and the ground game effective enough that Kelly may not post national or even conference-leading statistics in 2007, yet based on the quality of his work, will have to be

considered among the frontrunners for the Biletnikoff Award.

When Kelly isn't open, there are plenty of options. Juaquin Iglesias caught 41 passes last season and Manuel Johnson hauled in 36. Both are capable of taking even a short toss for a long gain.

And the list goes on. Fred Strong is back along with Quentin Chaney, the tallest receiver on the team at 6-5 (4.47 40) and Adron Tennell, the only true freshman to make a catch last season. Add in Brandon Caleb, who played as a true freshman, and OU has a deep list of wideouts.

The same can be said at tight end where all three of those who played last season return. Joe Jon Finley led with 19 catches, but Jermaine Gresham, just a true freshman at the time, added eight, and Brody Eldridge, an accomplished blocker, had two.

For any QB interested in throwing the ball, the prospects couldn't be much better. And of all of those listed above, just one, Finley, is a senior.

## OFFENSIVE LINE

The unvarnished truth is that the prospects are bright along the offensive line. Six players who have started, five who started extensively, are back for 2007. That fact alone would rate as positive, but the size and ability almost trumps the experience. This will be one of the biggest offensive lines Oklahoma has ever put on the field. Ability dictates that it could also be one of the best, but that will have to be proven on the field.

In the middle, Oklahoma welcomes back Jon Cooper, the starting center each of the last two seasons. He missed one game last season and true freshman Chase Beeler filled in more than admirably.

At the guards, the Sooners return George Robinson and Brandon Walker, who got all 14 starts last season. They're capably backed by Sherrone Moore and Brian Simmons. The latter got a late jump on the 2006 season due to injury, but came on strong.

The lone lost starter on the line, Chris Messner, resided at left tackle and was a consensus All-Big 12 selection. His loss can't be ignored, but neither can the group that stands ready to fill the spot.

# 2007 OUTLOOK



GEORGE ROBINSON

Two of the returning tackles started on the right side last season. Brannndon Braxton started the first seven games, then broke his leg against Colorado and gave way to true freshman Trent Williams. Williams played well beyond his years. One of those two could go to left tackle, or even to a guard spot, or the left tackle could be junior college transfer Phil Loadholt.

The 6-8, 350-pounder was a two-time junior college All-American at Garden City (Kan.). He combines imposing stature with an impressive history in basketball that gave him footwork normally found in a smaller player.

Another ingredient is Cory Brandon, who has added another 24 pounds to spread 295 over his 6-7 frame.

If the depth, talent and size mesh as it appears that might on paper, this offensive line could rate as one of the best nationally.

## The Defense

The trademarks are still there -- blistering speed, an immovable front and a vast array of blitz packages. Oklahoma has some excellent athletes to replace, especially at defensive end and linebacker, but the candidates carry the recognizable attributes and varying levels of experience.

The interior and secondary return nearly intact and it is around those two areas that coaches can build. Oklahoma has amassed a dynamic group of defensive backs and a defensive front that was downright menacing through much of last season.

The most encouraging aspect of the defense is the overall athletic ability. The coaching staff will have some interesting options when it comes to building schemes. Several players in this group have skill sets that lay the playbook wide open.

### DEFENSIVE LINE

Three of the four players who rotated in the two interior spots return in Steven Coleman, DeMarcus Granger and Cory Bennett. The lone departure is Carl Pendleton, who actually had one year remaining, but

chose to adopt a younger brother and enter graduate school.

There are good candidates waiting in the wings. Gerald McCoy was perhaps the most heralded player in the 2006 recruiting class and will now get his first taste of playing time. Billy Blackard is strong and, at more than 300 pounds, provides a good road block in the middle.

Adrian Taylor redshirted last season, but also was highly regarded coming out of high school and did nothing to diminish that reputation while working with the scout squad. Another former redshirt, Cordero Moore, is vying for time too.

The end position is less certain. C.J. Ah You, Larry Birdine and Calvin Thibodeaux were fixtures. All three ended their eligibility last season so it will be necessary to identify replacements.

One who emerged during the 2006 campaign was Alonzo Dotson. He has all the tools and the size. If he can play as consistently in a more prominent role, OU will experience little if any drop off on at least one side.

Other candidates include Auston English and Alan Davis. Davis played defensive end two years ago and made plays, then spent some time at fullback last year before returning to his more natural position.

English redshirted last season after playing as a true freshman. Coaches have always liked his ability and feel that he should contribute quickly.

Jeremy Beal redshirted last season, but coaches like him a lot and he will likely make a push. Tim Johnson, a junior, will be in the mix, too, along with redshirt freshman Pryce Macon and John Williams.

Williams has been plagued by medical issues, but may have those behind him now. If so, he is a strong wild card. His size exceeds any of the other ends. He was impressive two years ago before suffering a knee injury. He endured an illness last season. It would be an understatement to say that the coaches are anxious to see what he brings when he comes back to the field. A starting role is most definitely not out of the question.

# 2007 OUTLOOK



REGGIE SMITH

## LINEBACKERS

Two of the three starters must be replaced in Rufus Alexander on the weakside and Zach Latimer in the middle. Alexander was the school's 142nd All-American while Latimer held his starting role for each of the past two seasons.

The strong side still boasts considerable experience in Curtis Lofton and Demario Pleasant, both of whom got starts last season. Lofton had the job at season's end. Those two could stay in that spot or be considered for other roles.

In the middle, Oklahoma pulled in junior college All-American Michael Reed at the semester break. Fast and physical, he could fit the bill for the Sooners.

Another interesting element is Ryan Reynolds. He was moving rapidly up the depth chart at the end of his freshman season and continued his strong play into the spring, but then incurred a knee injury after the spring and missed the 2006 season. His recovery has gone well and he is expected to be a major contributor.

Lewis Baker is another who will see extensive time. He made a successful return from the safety position and was one of the Sooners' best on special teams last season.

Other linebackers include Austin Box, a true freshman who came in at the semester break, Lamont Robinson, a sophomore, and redshirt freshman Brandon Crow.

## DEFENSIVE BACKS

Ten of the 11 who saw the field last season, including all of the predominant starters, are back and the secondary figures to be one of the strengths of this Oklahoma team.

The starting corners for most of the season were Lendy Holmes and Marcus Walker, but they can't rest on their laurels. D.J. Wolfe, a starter in 2005, will make a push as will players like sophomore Brian Jackson and redshirt freshmen Dominique Franks and Jonathan Nelson, both of whom tested well in winter conditioning.

At strong safety, Reggie Smith returns and at free safety, Nic Harris and Darien Williams, both starters last season, are back.

Other players to watch are sophomores Keenan Clayton, who got two starts at strong safety, and Quinton Carter, perhaps the most physical defensive back on the team. Junior Brett Bowers, also is in the mix.

## The Special Teams

There won't be much need for a program to identify the key special teams personnel -- they're all the same from a year ago when the special teams logged a stellar season.

## KICKER

Garrett Hartley made 19-of-20 field goals last season and that percentage was the best in the nation among kickers with more than 10 makes. He also drilled 49-of-50 PATs and boomed 31 touchbacks. The Groza finalist is back for his senior season.

## PUNTER

Oklahoma went with two punters last season -- Michael Cohen on the deep kicks and Mike Knall the short. Both return. Cohen averaged 41.0 per kick while Knall dropped down nine inside the 20 with only one touchback.

## RETURNERS

Reggie Smith took a punt return back for a touchdown and Juquin Iglesias did the same on a kickoff. Smith will likely handle the punts while the duo will probably be deep for kickoffs.

## DEEP SNAPPER

Derek Shaw handled all of the snaps last season as a true freshman and is projected to work in that capacity again.

2007 SEASON

COACHING STAFF

THE SOONERS

SEASON REVIEW

THE UNIVERSITY



# ROSTERS

7 NATIONAL CHAMPIONSHIPS 40 CONFERENCE CHAMPIONSHIPS 24 BOWL CHAMPIONSHIPS 142 ALL-AMERICANS 63 NATIONAL AWARD WINNERS

## Numerical Roster

| No. | Name               | Pos. |
|-----|--------------------|------|
| 1   | Johnson, Manuel    | WR   |
| 2   | Jackson, Brian     | DB   |
| 3   | Smith, Reggie      | DB   |
| 4   | Kelly, Malcolm     | WR   |
| 4   | Nelson, Jonathan   | DB   |
| 5   | Harris, Nic        | DB   |
| 5   | Nimmo, John        | QB   |
| 6   | Nichol, Keith      | QB   |
| 7   | Box, Austin        | LB   |
| 7   | Murray, DeMarco    | RB   |
| 8   | Reynolds, Ryan     | LB   |
| 8   | Caleb, Brandon     | WR   |
| 9   | Iglesias, Juaquin  | WR   |
| 10  | Hartley, Garrett   | K    |
| 10  | Reed, Mike         | LB   |
| 11  | Holmes, Lendy      | DB   |
| 13  | Knall, Mike        | P    |
| 13  | Hayes, Michael     | DB   |
| 14  | Bradford, Sam      | QB   |
| 14  | Whitson, Carter    | WR   |
| 15  | Franks, Dominique  | DB   |
| 15  | Halzle, Joey       | QB   |
| 16  | Baker, Lewis       | LB   |
| 16  | McEachern, Hays    | QB   |
| 17  | Madu, Mossis       | RB   |
| 18  | Carter, Cortney    | DB   |
| 18  | Gresham, Jermaine  | TE   |
| 19  | Finley, Joe Jon    | TE   |
| 20  | Anderson, Rocky    | RB   |
| 20  | Carter, Quinton    | DB   |
| 21  | Gutierrez, Jacob   | RB   |
| 22  | Clayton, Keenan    | DB   |
| 23  | Patrick, Allen     | RB   |
| 24  | Walker, Marcus     | DB   |
| 25  | Wolfe, D.J.        | DB   |
| 26  | Bowers, Brett      | DB   |
| 27  | Bothun, Garrett    | WR   |
| 29  | Brown, Chris       | RB   |
| 30  | Robinson, Lamont   | LB   |
| 31  | Cohen, Michael     | P    |
| 33  | English, Auston    | DE   |
| 34  | Clapp, Matt        | FB   |
| 36  | James, Johnnie     | DB   |
| 37  | Moreland, Matthew  | K    |
| 39  | Cox, Collin        | WR   |
| 40  | Lofton, Curtis     | LB   |
| 41  | Williams, Darien   | DB   |
| 41  | Gove, Derek        | RB   |
| 43  | Croslin, Chris     | DB   |
| 44  | Beal, Jeremy       | DE   |
| 45  | Zaslaw, Dane       | FB   |
| 46  | Bread, T.C.        | LB   |
| 48  | Crow, Brandon      | LB   |
| 49  | Pleasant, Ian      | FB   |
| 50  | Cooper, Jon        | OL   |
| 51  | Pleasant, Demarrio | LB   |
| 52  | Shaw, Derek        | DS   |
| 54  | Taggart, Tommy     | DT   |
| 55  | Johnson, Kyle      | DS   |

## Alphabetical Roster

| No. | Name (Letters)       | Pos. | HT   | WT  | Cl.  |
|-----|----------------------|------|------|-----|------|
|     | Alexander, Frank     | DE   | 6-5  | 235 | Fr.  |
| 84  | Allgood, Ryan        | TE   | 6-4  | 245 | RFr. |
|     | Anderson, David      | DE   | 6-5  | 220 | Fr.  |
| 20  | Anderson, Rocky      | RB   | 5-11 | 187 | RFr. |
| 16  | Baker, Lewis***      | LB   | 6-2  | 210 | Sr.  |
| 44  | Beal, Jeremy         | DE   | 6-4  | 254 | RFr. |
| 75  | Beeler, Chase        | OL   | 6-3  | 276 | So.  |
| 97  | Bennett, Cory**      | DT   | 6-2  | 278 | Jr.  |
| 78  | Blackard, Billy      | DT   | 6-3  | 275 | So.  |
|     | Broyles, Ryan        | WR   | 6-0  | 170 | Fr.  |
| 27  | Bothun, Garrett      | WR   | 5-9  | 173 | Sr.  |
| 26  | Bowers, Brett*       | DB   | 6-0  | 203 | Jr.  |
| 7   | Box, Austin          | LB   | 6-3  | 220 | Fr.  |
| 14  | Bradford, Sam        | QB   | 6-5  | 197 | RFr. |
| 70  | Brandon, Cory        | OL   | 6-7  | 271 | RFr. |
| 76  | Braxton, Brannndon** | OL   | 6-6  | 312 | Jr.  |
| 46  | Bread, T.C.          | LB   | 6-3  | 225 | Fr.  |
| 29  | Brown, Chris*        | RB   | 5-10 | 190 | So.  |
|     | Bumpus, Jonte        | DE   | 6-4  | 220 | Fr.  |
| 8   | Caleb, Brandon*      | WR   | 6-1  | 196 | So.  |
| 18  | Carter, Cortney      | DB   | 5-10 | 180 | Jr.  |
| 20  | Carter, Quinton*     | DB   | 6-1  | 190 | So.  |
| 84  | Chaney, Quentin**    | WR   | 6-4  | 213 | Jr.  |
| 34  | Clapp, Matt*         | FB   | 6-2  | 244 | Jr.  |
| 22  | Clayton, Keenan*     | DB   | 6-1  | 210 | So.  |
| 31  | Cohen, Michael*      | P    | 6-0  | 205 | Sr.  |
| 90  | Coleman, Steven**    | DT   | 6-4  | 299 | Sr.  |
| 64  | Cooke, Kody          | OL   | 6-4  | 315 | Fr.  |
| 50  | Cooper, Jon**        | OL   | 6-2  | 285 | Jr.  |
| 43  | Croslin, Chris       | DB   | 6-0  | 205 | Fr.  |
| 39  | Cox, Collin          | WR   | 6-2  | 187 | So.  |
| 48  | Crow, Brandon        | LB   | 6-1  | 220 | RFr. |
| 95  | Davis, Alan          | DE   | 6-2  | 253 | Jr.  |
| 91  | Dotson, Alonzo*      | DE   | 6-3  | 252 | Sr.  |
| 83  | Eldridge, Brody*     | TE   | 6-5  | 258 | So.  |
| 33  | English, Auston      | DE   | 6-3  | 257 | So.  |
| 19  | Finley, Joe Jon***   | TE   | 6-6  | 260 | Sr.  |
|     | Fleming, Jamell      | DB   | 5-11 | 187 | Fr.  |
| 15  | Franks, Dominique    | DB   | 5-11 | 183 | RFr. |
| 41  | Gove, Derek          | RB   | 5-9  | 185 | RFr. |
| 96  | Granger, DeMarcus*   | DT   | 6-3  | 300 | So.  |
| 18  | Gresham, Jermaine*   | TE   | 6-6  | 250 | So.  |
| 21  | Gutierrez, Jacob***  | RB   | 5-6  | 187 | Sr.  |
| 15  | Halzle, Joey*        | QB   | 6-3  | 198 | Jr.  |
|     | Hannan, Jason        | OL   | 6-3  | 270 | Fr.  |
| 5   | Harris, Nic**        | DB   | 6-3  | 226 | Jr.  |
| 10  | Hartley, Garrett***  | K    | 5-9  | 198 | Sr.  |
| 13  | Hayes, Michael       | DB   | 5-10 | 190 | RFr. |
| 57  | Hesse, Brock         | LB   | 5-10 | 204 | So.  |
| 11  | Holmes, Lendy**      | DB   | 6-1  | 196 | Jr.  |
| 59  | Howard, Zach         | OL   | 6-0  | 250 | RFr. |
| 63  | Hughey, Noah         | OL   | 6-3  | 270 | So.  |
| 9   | Iglesias, Juaquin**  | WR   | 6-1  | 201 | Jr.  |
| 2   | Jackson, Brian*      | DB   | 6-1  | 190 | So.  |
|     | Jackson, Desmond     | DB   | 5-11 | 187 | Fr.  |
| 36  | James, Johnnie       | DB   | 6-1  | 190 | RFr. |
| 62  | Jimoh, Tola          | DE   | 6-0  | 228 | So.  |
| 55  | Johnson, Kyle        | DS   | 6-3  | 230 | Jr.  |

| Hometown (Previous School)                     |
|--|
| Baton Rouge, La. (Southern Lab)                |
| Grove, Okla. (Grove HS)                        |
| Lawton, Okla. (MacArthur HS)                   |
| Concordia, Kan. (Concordia HS)                 |
| Carrollton, Texas (Hebron HS)                  |
| Carrollton, Texas (Creekview HS)               |
| Jenks, Okla. (Jenks HS)                        |
| San Antonio, Texas (Roosevelt HS)              |
| Claremore, Okla. (Claremore HS)                |
| Norman, Okla. (Norman HS)                      |
| Rowlett, Texas (Rowlett HS)                    |
| Jacksonville, Fla. (Trinity Christian Academy) |
| Enid, Okla. (Enid HS)                          |
| Oklahoma City, Okla. (Putnam City North HS)    |
| Corsicana, Texas (Corsicana HS)                |
| Youngstown, Ohio (Ursuline HS)                 |
| Norman, Okla. (Norman HS)                      |
| Alexandria, La. (Alexandria HS)                |
| Muskogee, Okla. (Muskogee HS)                  |
| Atlanta, Ga. (Fork Union Military Academy)     |
| Dallas, Texas (Duncanville HS)                 |
| Las Vegas, Nev. (Cheyenne HS)                  |
| Tulsa, Okla. (Washington HS)                   |
| Phoenix, Ariz. (Paradise Valley HS)            |
| Sulphur Springs, Texas (Sulphur Springs HS)    |
| Houston, Texas (Kilgore College)               |
| Dallas, Texas (Skyline HS)                     |
| Enid, Okla. (Enid HS)                          |
| Fort Collins, Colo. (Fort Collins HS)          |
| Noble, Okla. (Noble HS)                        |
| Rowlett, Texas (Rowlett HS)                    |
| Comanche, Okla. (Comanche HS)                  |
| Colleyville, Texas (Heritage HS)               |
| Alief, Texas (Hastings HS)                     |
| La Cygne, Kan. (Prairie View HS)               |
| Canadian, Texas (Canadian HS)                  |
| Arlington, Texas (Arlington HS)                |
| Arlington, Texas (Juan Seguin HS)              |
| Tulsa, Okla. (Union HS)                        |
| Carrollton, Texas (Creekview HS)               |
| Dallas, Texas (Kimball HS)                     |
| Ardmore, Okla. (Ardmore HS)                    |
| San Antonio, Texas (Madison HS)                |
| Huntington Beach, Calif. (Golden West CC)      |
| Waxahachie, Texas (Waxahachie HS)              |
| Alexandria, La. (Alexandria HS)                |
| Southlake, Texas (Southlake Carroll HS)        |
| Altus, Okla. (Altus HS)                        |
| Mesquite, Texas (Poteet HS)                    |
| Dallas, Texas (South Oak Cliff HS)             |
| Shawnee, Okla. (Shawnee HS)                    |
| El Reno, Okla. (Redlands CC)                   |
| Killeen, Texas (Killeen HS)                    |
| De Soto, Texas (De Soto HS)                    |
| Seguin, Texas (Seguin HS)                      |
| Jenks, Okla. (Jenks HS)                        |
| Tulsa, Okla. (Union HS)                        |
| Konawa, Okla. (Konawa HS)                      |

# ROSTERS

2007 SEASON

COACHING STAFF

THE SOONERS

SEASON REVIEW

THE UNIVERSITY

## Alphabetical Roster

| No. | Name (Letters)        | Pos. | HT   | WT  | Cl.  | Hometown (Previous School)              |
|-----|-----------------------|------|------|-----|------|---|
| 1   | Johnson, Manuel**     | WR   | 5-11 | 177 | Jr.  | Gilmer, Texas (Gilmer HS)               |
| 85  | Johnson, Tim          | DE   | 6-5  | 265 | Jr.  | Homewood, Ill. (Northeastern Okla. JC)  |
| 4   | Kelly, Malcolm**      | WR   | 6-4  | 217 | Jr.  | Longview, Texas (Longview HS)           |
| 13  | Knall, Mike*          | P    | 5-9  | 178 | Jr.  | Scottsdale, Ariz. (Chaparral HS)        |
|     | Lewis, Travis         | LB   | 6-2  | 220 | Fr.  | San Antonio, Texas (Robert E. Lee HS)   |
| 79  | Loadholt, Phil        | OL   | 6-8  | 360 | Jr.  | Fountain, Colo. (Garden City CC)        |
| 40  | Lofton, Curtis**      | LB   | 6-0  | 235 | Jr.  | Kingfisher, Okla. (Kingfisher HS)       |
| 94  | Macon, Pryce          | DE   | 6-1  | 260 | RFr. | Corpus Christi, Texas (Carroll HS)      |
| 17  | Madu, Mossis          | RB   | 5-11 | 190 | RFr. | Norman, Okla. (Norman HS)               |
| 93  | McCoy, Gerald         | DT   | 6-4  | 289 | RFr. | Oklahoma City, Okla. (Southeast HS)     |
| 16  | McEachern, Hays       | QB   | 5-11 | 180 | Jr.  | Austin, Texas (Austin HS)               |
| 88  | Mensik, Eric          | TE   | 6-5  | 246 | RFr. | Rosenberg, Texas (Terry HS)             |
| 89  | Moore, Cordero        | DT   | 6-2  | 297 | So.  | Mesquite, Texas (Horn HS)               |
| 77  | Moore, Sherrone*      | OL   | 6-3  | 297 | Sr.  | Derby, Kan. (Butler County CC)          |
| 37  | Moreland, Matthew     | K    | 6-1  | 195 | Fr.  | Tulsa, Okla. (Bishop Kelley HS)         |
| 7   | Murray, DeMarco       | RB   | 6-0  | 191 | RFr. | Las Vegas, Nev. (Bishop Gorman Acad.)   |
| 4   | Nelson, Jonathan      | DB   | 5-11 | 176 | RFr. | Mansfield, Texas (Summitt HS)           |
| 6   | Nichol, Keith         | QB   | 6-2  | 180 | Fr.  | Lowell, Mich. (Lowell HS)               |
| 5   | Nimmo, John           | QB   | 6-1  | 190 | RFr. | Ponca City, Okla. (Ponca City HS)       |
| 23  | Patrick, Allen*       | RB   | 6-0  | 191 | Sr.  | Conway, S.C. (Independence CC)          |
| 51  | Pleasant, Demarrio*** | LB   | 6-2  | 231 | Sr.  | Lewisville, Texas (Lewisville HS)       |
| 49  | Pleasant, Ian*        | FB   | 5-10 | 215 | Sr.  | Alexandria, Va. (West Hills CC)         |
|     | Proctor, Sam          | ATH  | 6-0  | 202 | Fr.  | Pearland, Texas (Pearland HS)           |
| 38  | Reed, Mike            | LB   | 6-1  | 250 | Jr.  | Vero Beach, Fla. (Yuba CC)              |
| 8   | Reynolds, Ryan        | LB   | 6-1  | 237 | So.  | Las Vegas, Nev. (Bishop Gorman Acad.)   |
| 72  | Robinson, George**    | OL   | 6-5  | 330 | Jr.  | Atlanta, Ga. (Washington HS)            |
| 30  | Robinson, Lamont      | LB   | 6-0  | 227 | So.  | Salem, N.J. (Salem HS)                  |
| 52  | Shaw, Derek*          | DS   | 6-1  | 210 | So.  | Sand Springs, Okla. (Charles Page HS)   |
| 74  | Simmons, Brian*       | OL   | 6-4  | 293 | So.  | Raleigh, N.C. (Hargrave Acad.)          |
| 3   | Smith, Reggie**       | DB   | 6-1  | 197 | Jr.  | Edmond, Okla. (Sante Fe HS)             |
|     | Stephenson, Donald    | OL   | 6-6  | 275 | Fr.  | Blue Springs, Mo. (Blue Springs HS)     |
|     | Stevens, Jimmy        | K    | 5-6  | 170 | Fr.  | Oklahoma City, Okla. (Heritage Hall HS) |
|     | Stradford, Tyler      | WR   | 6-3  | 180 | Fr.  | New Orleans, La. (O. Perry Walker)      |
| 81  | Strong, Fred*         | WR   | 6-1  | 197 | Jr.  | Austin, Texas (Stephen F. Austin HS)    |
| 54  | Taggart, Tommy        | DT   | 6-3  | 285 | Jr.  | Euless, Texas (Trinity HS)              |
| 86  | Taylor, Adrian        | DT   | 6-4  | 293 | RFr. | Mansfield, Texas (Mansfield HS)         |
|     | Taylor, Londell       | ATH  | 6-3  | 215 | Fr.  | Vian, Okla. (Vian HS)                   |
| 80  | Tennell, Adron*       | WR   | 6-4  | 184 | So.  | Irving, Texas (Irving HS)               |
| 73  | Walker, Brandon*      | OL   | 6-3  | 306 | Jr.  | Detroit, Mich. (Coffeyville CC)         |
| 24  | Walker, Marcus***     | DB   | 5-11 | 192 | Sr.  | Waco, Texas (Waco HS)                   |
| 14  | Whitson, Carter       | WR   | 5-11 | 190 | So.  | Shawnee, Okla. (Shawnee HS)             |
|     | Williams, Alex        | OL   | 6-5  | 300 | Fr.  | New Orleans, La. (O. Perry Walker)      |
| 41  | Williams, Darien***   | DB   | 6-0  | 197 | Sr.  | Mesquite, Texas (North Mesquite HS)     |
| 98  | Williams, John**      | DE   | 6-5  | 249 | Sr.  | Houston, Texas (Lamar HS)               |
| 71  | Williams, Trent*      | OL   | 6-5  | 321 | So.  | Longview, Texas (Longview HS)           |
|     | Wilson, Corey         | WR   | 6-0  | 185 | Fr.  | Carrollton, Texas (Creekview HS)        |
| 25  | Wolfe, D.J.***        | DB   | 6-0  | 196 | Sr.  | Lawton, Okla. (Eisenhower HS)           |

## Numerical Roster

| No. | Name               | Pos. |
|-----|--------------------|------|
| 57  | Hesse, Brock       | LB   |
| 59  | Howard, Zach       | OL   |
| 62  | Jimoh, Tola        | DE   |
| 63  | Hughey, Noah       | OL   |
| 64  | Cooke, Kody        | OL   |
| 70  | Brandon, Cory      | OL   |
| 71  | Williams, Trent    | OL   |
| 72  | Robinson, George   | OL   |
| 73  | Walker, Brandon    | OL   |
| 74  | Simmons, Brian     | OL   |
| 75  | Beeler, Chase      | OL   |
| 76  | Braxton, Brannndon | OL   |
| 77  | Moore, Sherrone    | OL   |
| 78  | Blackard, Billy    | DT   |
| 79  | Loadholt, Philip   | OL   |
| 80  | Tennell, Adron     | WR   |
| 81  | Strong, Fred       | WR   |
| 83  | Eldridge, Brody    | TE   |
| 84  | Allgood, Ryan      | TE   |
| 84  | Chaney, Quentin    | WR   |
| 85  | Johnson, Tim       | DE   |
| 86  | Taylor, Adrian     | DT   |
| 88  | Mensik, Eric       | TE   |
| 89  | Moore, Cordero     | DT   |
| 90  | Coleman, Steven    | DT   |
| 91  | Dotson, Alonzo     | DE   |
| 93  | McCoy, Gerald      | DT   |
| 94  | Macon, Pryce       | DE   |
| 95  | Davis, Alan        | DE   |
| 96  | Granger, DeMarcus  | DT   |
| 97  | Bennett, Cory      | DT   |
| 98  | Williams, John     | DE   |
|     | Alexander, Frank   | DE   |
|     | Andreson, David    | DE   |
|     | Broyles, Ryan      | WR   |
|     | Bumpus, Jonte      | DE   |
|     | Fleming, Janelle   | DB   |
|     | Hannan, Jason      | OL   |
|     | Jackson, Desmond   | DB   |
|     | Lewis, Travis      | LB   |
|     | Proctor, Sam       | ATH  |
|     | Stephenson, Donald | OL   |
|     | Stevens, Jimmy     | K    |
|     | Stradford, Tyler   | WR   |
|     | Taylor, Londell    | ATH  |
|     | Williams, Alex     | OL   |
|     | Wilson, Corey      | WR   |

## Pronunciation Guide

Jacob **Gutierrez** . . . . . GOO-tee-air-ex  
 Joey **Halzle** . . . . . HALLZ-lee  
**Juaquin Iglesias** . . . . . WAH-keen EE-glax-see-us  
**Mossis Madu** . . . . . Moses MUH-doo

Hays **McEachern** . . . . .mack-EECH-urn  
**Sherrone Moore** . . . . . SHUH-rone  
**Demarrio Pleasant** . . . . .DUH-mar-ee-oh  
**Adron Tennell** . . . . .A-dron TUH-nell

# 2006 HONORS

7 NATIONAL CHAMPIONSHIPS 40 CONFERENCE CHAMPIONSHIPS 24 BOWL CHAMPIONSHIPS 142 ALL-AMERICANS 63 NATIONAL AWARD WINNERS

## BOB STOOPS, HEAD COACH

- Big 12 Coach of the Year, Big 12 Coaches and Associated Press
- Big 12 Coach of the Year, *Kansas City Star*
- Big 12 Coach of the Year, *Austin American-Statesman*
- Big 12 Coach of the Year, *Houston Chronicle*
- Big 12 Coach of the Year, *Waco Tribune-Herald*
- Eddie Robinson (FWAA) Coach of the Year Finalist
- Liberty Mutual Coach of the Year Finalist

## BRENT VENABLES, DEFENSIVE COORDINATOR

- Frank Broyles Award Finalist

## C.J. AH YOU, SENIOR DEFENSIVE END

- All-Big 12 First Team, Big 12 Coaches
- All-Big 12 Honorable Mention, Associated Press

## RUFUS ALEXANDER, SENIOR LINEBACKER

- All-America First Team, AFCA
- All-America Second Team, Walter Camp
- All-America Third Team, Associated Press
- Big 12 Defensive Player of the Year, Big 12 Coaches
- Big 12 Defensive Player of the Year, Associated Press
- Big 12 Defensive Player of the Year, *Kansas City Star*
- Big 12 Defensive Player of the Year, *Austin American-Statesman*
- All-Big 12 First Team, Big 12 Coaches and Associated Press
- All-Big 12 First Team, *Kansas City Star*
- All-Big 12 First Team, *Austin American-Statesman*
- All-Big 12 First Team, *Houston Chronicle*
- All-Big 12 First Team, *Waco Tribune-Herald*

## LARRY BIRDINE, SENIOR DEFENSIVE END

- All-Big 12 First Team, Big 12 Coaches
- Academic All-Big 12 First Team

## JON COOPER, SOPHOMORE OFFENSIVE LINEMAN

- All-Big 12 Honorable Mention, Associated Press

## STEVEN COLEMAN, JUNIOR DEFENSIVE LINEMAN

- All-Big 12 Honorable Mention, Big 12 Coaches

## BRODY ELDRIDGE, SOPHOMORE TIGHT END/FULLBACK

- All-Big 12 Honorable Mention, Big 12 Coaches

## JOE JON FINLEY, JUNIOR TIGHT END

- All-Big 12 Honorable Mention, Big 12 Coaches and Associated Press

## JACOB GUTIERREZ, JUNIOR RUNNING BACK

- Academic All-Big 12 Second Team
- AFCA Good Works Team

## NIC HARRIS, SOPHOMORE DEFENSIVE BACK

- All-Big 12 Second Team, Big 12 Coaches
- All-Big 12 Honorable Mention, Associated Press

## GARRETT HARTLEY, JUNIOR KICKER

- Lou Groza Award Finalist
- All-Big 12 First Team, *Austin American-Statesman*
- All-Big 12 First Team, *Waco Tribune-Herald*
- All-Big 12 Second Team, Big 12 Coaches and Associated Press
- All-Big 12 Second Team, *Kansas City Star*
- All-Big 12 Second Team, *Houston Chronicle*
- All-America Second Team, Rivals.com

## LENDY HOLMES, SOPHOMORE DEFENSIVE BACK

- All-Big 12 First Team, *Kansas City Star*
- All-Big 12 Second Team, *Houston Chronicle*
- All-Big 12 Honorable Mention, Big 12 Coaches and Associated Press

## MALCOLM KELLY, SOPHOMORE WIDE RECEIVER

- All-Big 12 First Team, *Austin American-Statesman*
- All-Big 12 First Team, *Waco Tribune-Herald*
- All-Big 12 Second Team, Big 12 Coaches and Associated Press
- All-Big 12 Second Team, *Houston Chronicle*

## ZACH LATIMER, SENIOR LINEBACKER

- All-Big 12 First Team, *Waco Tribune-Herald*
- All-Big 12 Second Team, Associated Press
- All-Big 12 Second Team, *Houston Chronicle*
- All-Big 12 Honorable Mention, Big 12 Coaches

## CURTIS LOFTON, SOPHOMORE LINEBACKER

- Academic All-Big 12 Second Team

## CHRIS MESSNER, SENIOR OFFENSIVE LINEMAN

- All-Big 12 First Team, Big 12 Coaches and Associated Press
- All-Big 12 First Team, *Kansas City Star*
- All-Big 12 First Team, *Austin American-Statesman*
- All-Big 12 First Team, *Houston Chronicle*
- All-Big 12 First Team, *Waco Tribune-Herald*
- All-America Third Team, Rivals.com

## ALLEN PATRICK, JUNIOR RUNNING BACK

- All-Big 12 Honorable Mention, Big 12 Coaches
- All-Big 12 Honorable Mention, Associated Press

## CARL PENDLETON, JUNIOR DEFENSIVE LINEMAN

- National Football Foundation Post-Graduate Scholarship
- Academic All-District VII, *ESPN The Magazine/CoSIDA*
- Academic All-Big 12 First Team
- Wuerffel Trophy Finalist
- Wooden Citizenship Cup Finalist

## ADRIAN PETERSON, JUNIOR RUNNING BACK

- All-Big 12 First Team, Big 12 Coaches
- All-Big 12 Second Team, Associated Press
- All-Big 12 Second Team, *Austin American-Statesman*
- All-Big 12 Second Team, *Houston Chronicle*
- All-Big 12 Second Team, *Waco Tribune-Herald*
- Doak Walker Award and Maxwell Award Semifinalist

## GEORGE ROBINSON, SOPHOMORE OFFENSIVE LINEMAN

- All-Big 12 Second Team, *Kansas City Star*
- All-Big 12 Second Team, *Austin American-Statesman*
- All-Big 12 Second Team, *Houston Chronicle*
- All-Big 12 Honorable Mention, Big 12 Coaches and Associated Press
- All-America Third Team, Rivals.com

## REGGIE SMITH, SOPHOMORE DEFENSIVE BACK

- All-Big 12 First Team (DB), Associated Press
- All-Big 12 First Team (DB), *Austin American-Statesman*
- All-Big 12 First Team (DB), *Houston Chronicle*
- All-Big 12 Second Team (DB), Big 12 Coaches
- All-Big 12 Second Team (DB), *Kansas City Star*
- All-Big 12 Honorable Mention (PR/KR), Big 12 Coaches

## PAUL THOMPSON, SENIOR QUARTERBACK

- Big 12 Offensive Player of the Year, *Waco Tribune-Herald*
- All-Big 12 Honorable Mention, Big 12 Coaches and Associated Press
- Don Key Award (OU award for dedication and leadership)

## BRANDON WALKER, SOPHOMORE OFFENSIVE LINEMAN

- All-Big 12 Honorable Mention, Big 12 Coaches and Associated Press

## MARCUS WALKER, JUNIOR DEFENSIVE BACK

- All-Big 12 First Team, *Waco Tribune-Herald*
- All-Big 12 Second Team, Big 12 Coaches
- All-Big 12 Second Team, *Austin American-Statesman*
- All-Big 12 Honorable Mention, Associated Press

## DARIEN WILLIAMS, JUNIOR DEFENSIVE BACK

- All-Big 12 Second Team, *Waco Tribune-Herald*
- All-Big 12 Honorable Mention, Big 12 Coaches and Associated Press

## TRENT WILLIAMS, FRESHMAN OFFENSIVE LINEMAN

- Freshman All-America Second Team, *The Sporting News*

## DANE ZASLAW, JUNIOR FULLBACK

- Academic All-Big 12 First Team



# COACHING STAFF



2007 SEASON

COACHING STAFF

THE SOONERS

SEASON REVIEW

THE UNIVERSITY

# HEAD COACH



# BOB STOOPS

HEAD COACH | NINTH SEASON | 86-19 (.819) RECORD AT OKLAHOMA

**History is one tough customer at Oklahoma. The tradition, so rich and so long-standing, is as daunting as it is impressive. To be among the best at Oklahoma is to be among the best in college football...**

Such dramatics are lost on Bob Stoops. The Sooner head coach befriended the would-be albatross of OU's successful past from his first day on campus and remains steadfastly focused on tomorrow and the championship it holds.

It falls then to long-time observers and experts of the game to define Stoops' impact. Rarely have the pundits had it so easy.

That was true again in 2006. Stoops' youngest team, faced with adversity that might have crumbled other squads, persevered to yet another Big 12 Championship and BCS Bowl berth.

Many called it Stoops' best coaching job, a mouthful of compliment considering star-studded nature of his accomplishments at OU.

Under Stoops, Oklahoma has won 86 games; the 2000 national championship; spent 74 consecutive weeks in the national rankings; played in eight bowl games, five of the BCS variety; taken part in three national championship games and captured four Big 12 crowns. On a playing field leveled by scholarship limits and parity, this era stares down the Oklahoma standard and does not blink.

The achievement is so brilliant that it dulls the memory of what Stoops inherited. When he arrived in Norman, the proud Sooner program was five years removed from a winning record, four from a postseason appearance. Those atypical days of angst are so forgotten now that they could be mentioned with the Land Rush and Dust Bowl.

Stoops has been characterized as a grounded family man, brilliant big-game coach, relentless recruiter, strong leader and a person with uncommon perspective. His success emanates from a disciplined style true to his roots in the Steel Valley of Ohio, but he is far from inflexible. The principles to which he holds are the tried and true axioms of the sport ... mixed with cutting-edge strategy and an appreciation for the calculated risk.

During his time, OU has produced record-setting passers and receivers, three 1,000-yard rushers, suffocating defense and special teams units that rank among the most dynamic in the land. The Sooners have been nothing if not versatile.

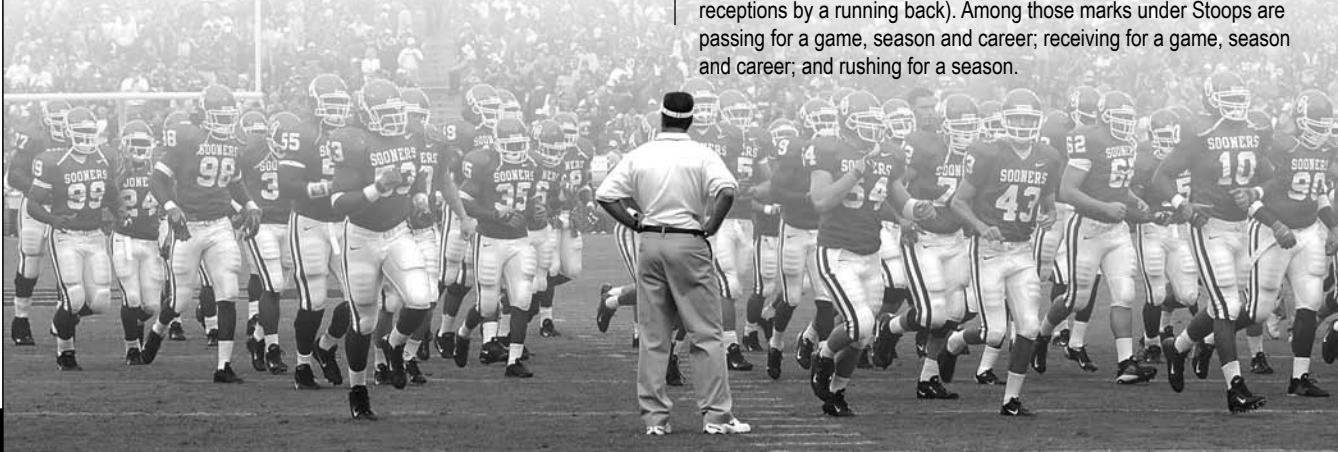
The son of a coach, Stoops was a four-year starter at Iowa. He began his coaching career in 1983 as a volunteer in the Hawkeye program under Hayden Fry, working through the ranks until he became co-defensive coordinator at Kansas State (1991-95). There he played a key role in one of the most impressive turnarounds in college football history.

Eventually, he left for Florida and a three-year stint as Steve Spurrier's defensive coordinator. In 1996, he was part of a national championship team. It was with the Gators that the spotlight found Stoops and made him one of the hottest names in the profession. His hiring at Oklahoma was one for the ages.

## Coaching Accomplishments

- Stoops is 86-19 overall, 4-4 in bowls, 3-3 in January bowls, 2-3 in BCS games, 56-11 vs. the Big 12, 31-8 vs. the Big 12 South, 25-3 vs. the Big 12 North, 4-1 in the Big 12 title game, 29-8 vs. non-conference opponents, 47-2 at home, 25-9 on the road, 13-8 on neutral fields and 25-10 vs. ranked opponents.

- OU has set or tied more than 170 school records under Stoops, not including bowl bests and marks specific to a particular position (i.e., receptions by a running back). Among those marks under Stoops are passing for a game, season and career; receiving for a game, season and career; and rushing for a season.



# HEAD COACH

## THE STOOPS FAMILY



## The Stoops File

Birthdate . . . . . Sept. 9, 1960  
 Hometown . . . . . Youngstown, Ohio  
 High School . . . . . Cardinal Mooney, 1978  
 College . . . . . Iowa, 1983  
 Family . . . . . wife, Carol  
                                  daughter, Mackenzie  
                                  twin sons, Isaac and Drake

## Coaching History

1999-Present . . . . . Oklahoma  
*Head Coach*  
 1996-1998 . . . . . Florida  
*Asst. Head Coach, Defensive Coordinator*  
 1991-1995 . . . . . Kansas State  
*Co-Defensive Coordinator*  
 1989-1990 . . . . . Kansas State  
*Defensive Backs*  
 1988 . . . . . Kent State  
*Assistant Coach*  
 1985-1987 . . . . . Iowa  
*Volunteer Coach*  
 1983-1984 . . . . . Iowa  
*Graduate Assistant Coach*

- Stoops has authored two of the seven longest winning streaks in Oklahoma history. His 2000 and 2001 teams won 20 straight, while the 2002 and 2003 teams reeled off 14 in a row. Those victories all came against I-A opponents.

- OU won the 2000 national championship, played for two more and captured five Big 12 South crowns and four Big 12 titles. Oklahoma has spent 22 weeks at No. 1.

- An OU player has finished among the top seven in the Heisman voting five times: Adrian Peterson (No. 2 in 2004), Jason White (No. 3 in 2004), Jason White (No. 1 in 2003), Roy Williams (No. 7 in 2001) and Josh Heupel (No. 2 in 2000).

- OU has had a double-digit lead in 87 of 105 games.

- Oklahoma has played in eight bowl games. Never had an OU coach taken even his first three teams to bowls. Prior to Stoops' arrival, OU had gone four straight years without a bowl, and had not played in one of what is now a BCS game since the 1988 Orange Bowl (1987 season). Stoops, in his second season, led OU to the 2001 Orange Bowl (2000 season).

- Under Stoops, OU has produced 22 All-Americans; two AP Players of the Year (Heupel, White); two Nagurski Award winners (Williams, Derrick Strait); two Thorpe Award winners (Williams, Strait); two Butkus Award winners (Rocky Calmus, Teddy Lehman); one Bednarik Award winner (Lehman); one Lombardi Award winner (Tommie Harris); one Walter Camp winner (Josh Heupel); two O'Brien Award winners (Jason White twice); a Maxwell Award winner (White); a Unitas Award winner (White); an Outland Trophy winner (Jammal Brown) and one Mosi Tatupu Award winner (J.T. Thatcher).

- OU has had a Butkus finalist in four of the last six years and a Lombardi finalist in three of the last five. The Sooners also had finalists for the Biletnikoff, Groza, Guy, Hendricks, Mackey and Doak Walker awards.

- In 1996 and 1997, his Florida defense scored eight touchdowns. The 1996 Gators won the national championship.

- During his final four seasons in Manhattan, Kansas State posted a 35-12 record and played in three bowl games.

- He assisted K-State to its first 10-win season with a defense that allowed seven or fewer points in six games, including three shutouts. In 1995, his unit led the nation in total defense (250.8 ypg) with four defensive backs named All-Big Eight.

2007 SEASON

COACHING STAFF

THE SOONERS

SEASON REVIEW

THE UNIVERSITY



# HEAD COACH

BOB STOOPS

## Bowl Games as a Coach (19)


|  |              |
|--|--------------|
| 2007 Fiesta (BCS) .....                            | Oklahoma     |
| 2005 Holiday .....                                 | Oklahoma     |
| 2005 Orange (BCS National Championship game) ..... | Oklahoma     |
| 2004 Sugar (BCS National Championship game) .....  | Oklahoma     |
| 2003 Rose (BCS) .....                              | Oklahoma     |
| 2002 Cotton .....                                  | Oklahoma     |
| 2001 Orange (BCS National Championship game) ..... | Oklahoma     |
| 1999 Independence .....                            | Oklahoma     |
| 1999 Orange (BCS) .....                            | Florida      |
| 1998 Florida Citrus .....                          | Florida      |
| 1997 Sugar (National Championship) .....           | Florida      |
| 1995 Holiday .....                                 | Kansas State |
| 1994 Aloha .....                                   | Kansas State |
| 1993 Copper .....                                  | Kansas State |
| 1987 Holiday .....                                 | Iowa         |
| 1986 Holiday .....                                 | Iowa         |
| 1985 Rose .....                                    | Iowa         |
| 1984 Freedom .....                                 | Iowa         |
| 1983 Gator .....                                   | Iowa         |

## Bowl Games as a Player (2)

|                  |      |
|------------------|------|
| 1983 Peach ..... | Iowa |
| 1982 Rose .....  | Iowa |

## Accomplishments as a Player

- Four-year starter at defensive back, Iowa, 1979-82
- Honorable Mention All-American, 1982
- Iowa team Most Valuable Player, 1982
- Two-time All-Big Ten selection, 1979, 1982
- Career totals included 205 tackles and 10 interceptions



## Stoops' Career Coaching Record

| Year   | School       | Title                        | Record          | Bowl   |
|--------|--------------|------------------------------|-----------------|--|
| 2006   | Oklahoma     | Head Coach                   | 11-3            | Fiesta Bowl, lost to Boise State (43-42, OT) |
| 2005   | Oklahoma     | Head Coach                   | 8-4             | Holiday Bowl, def. Oregon (17-14)            |
| 2004   | Oklahoma     | Head Coach                   | 12-1            | Orange Bowl, lost to USC (55-19)             |
| 2003   | Oklahoma     | Head Coach                   | 12-2            | Sugar Bowl, lost to LSU (21-14)              |
| 2002   | Oklahoma     | Head Coach                   | 12-2            | Rose Bowl, def. Washington State (34-14)     |
| 2001   | Oklahoma     | Head Coach                   | 11-2            | Cotton Bowl, def. Arkansas (10-3)            |
| 2000   | Oklahoma     | Head Coach                   | 13-0            | Orange Bowl, def. Florida State (13-2)       |
| 1999   | Oklahoma     | Head Coach                   | 7-5             | Independence Bowl, lost to Ole Miss (27-25)  |
| 1998   | Florida      | Asst. Head Coach/Def. Coord. | 10-2            | Orange Bowl, def. Syracuse (31-10)           |
| 1997   | Florida      | Asst. Head Coach/Def. Coord. | 10-2            | Florida Citrus Bowl, def. Penn State (21-6)  |
| 1996   | Florida      | Asst. Head Coach/Def. Coord. | 12-1            | Sugar Bowl, def. Florida State (52-20)       |
| 1995   | Kansas State | Co-Defensive Coordinator     | 10-2            | Holiday Bowl, def. Colorado State (54-21)    |
| 1994   | Kansas State | Co-Defensive Coordinator     | 9-3             | Aloha Bowl, lost to Boston College (12-7)    |
| 1993   | Kansas State | Co-Defensive Coordinator     | 9-2-1           | Copper Bowl, def. Wyoming (52-17)            |
| 1992   | Kansas State | Co-Defensive Coordinator     | 5-6             | No Bowl Game                                 |
| 1991   | Kansas State | Co-Defensive Coordinator     | 7-4             | No Bowl Game                                 |
| 1990   | Kansas State | Defensive Backs Coach        | 5-6             | No Bowl Game                                 |
| 1989   | Kansas State | Defensive Backs Coach        | 1-10            | No Bowl Game                                 |
| 1988   | Kent State   | Assistant Coach              | 5-6             | No Bowl Game                                 |
| 1987   | Iowa         | Volunteer Assistant          | 10-3            | Holiday Bowl, def. Wyoming (20-19)           |
| 1986   | Iowa         | Volunteer Assistant          | 9-3             | Holiday Bowl, def. San Diego State (39-38)   |
| 1985   | Iowa         | Volunteer Assistant          | 10-2            | Rose Bowl, lost to UCLA (45-28)              |
| 1984   | Iowa         | Graduate Assistant           | 7-4-1           | Freedom Bowl, def. Texas (55-17)             |
| 1983   | Iowa         | Graduate Assistant           | 9-3             | Gator Bowl, lost to Florida (14-6)           |
| Totals | 24 years     |                              | 214-77-2 (.730) | Bowl Coaching Record: 12-7                   |
| At OU  | Eight years  |                              | 86-19 (.819)    | Bowl Coaching Record: 4-4                    |

## Prominent Pupils

- Rufus Alexander (Oklahoma) ..... All-American
- Adrian Peterson (Oklahoma) ..... All-American
- Mark Bradley (Oklahoma) ..... Bears
- Jammal Brown (Oklahoma) ..... Saints
- Rocky Calmus (Oklahoma) ..... Colts
- Kelvin Chaisson (Oklahoma) ..... Texans
- Chris Chester (Oklahoma) ..... Ravens
- Mark Clayton (Oklahoma) ..... Ravens
- Dan Cody (Oklahoma) ..... Ravens
- Dusty Dvoracek (Oklahoma) ..... Bears
- Quentin Griffin (Oklahoma) ..... Chiefs
- Tommie Harris (Oklahoma) ..... Bears
- Clint Ingram (Oklahoma) ..... Jaguars
- Pasha Jackson (Oklahoma) ..... Raiders
- Brandon Jones (Oklahoma) ..... Titans
- Davin Joseph (Oklahoma) ..... Buccaneers
- Teddy Lehman (Oklahoma) ..... Lions
- Lynn McGruder (Oklahoma) ..... Buccaneers
- Lance Mitchell (Oklahoma) ..... Cardinals
- Brandon Moore (Oklahoma) ..... 49ers
- Donte Nicholson (Oklahoma) ..... Buccaneers
- Antonio Perkins (Oklahoma) ..... Browns
- Brodney Pool (Oklahoma) ..... Browns
- J.D. Runnels (Oklahoma) ..... Bears
- Wes Sims (Oklahoma) ..... Chargers
- Trent Smith (Oklahoma) ..... 49ers
- Derrick Strait (Oklahoma) ..... Jets
- Jimmy Wilkerson (Oklahoma) ..... Chiefs
- Roy Williams (Oklahoma) ..... Cowboys
- Travis Wilson (Oklahoma) ..... Browns
- Andre Woolfolk (Oklahoma) ..... Titans
- Jevon Kearse (Florida) ..... Eagles
- Mike Peterson (Florida) ..... Jaguars
- Fred Weary (Florida) ..... Texans

# ASSISTANT COACHES

## BRENT VENABLES

ASSOCIATE HEAD COACH/DEFENSIVE COORDINATOR/LINEBACKERS | NINTH SEASON



### The Venables File

Birthdate . . . . . December 18, 1970  
Hometown . . . . . Salina, Kan.  
High School . . . . . Salina South, 1989  
College . . . . . Kansas State, 1992  
Family . . . . . wife, Julie  
sons, Jake and Tyler

### Coaching History

2004-present . . . . . Oklahoma  
*Associate Head Coach,  
Co-Defensive Coordinator,  
Linebackers*  
1999-2003 . . . . . Oklahoma  
*Co-Defensive Coordinator,  
Linebackers*  
1998 . . . . . Kansas State  
*Def. Run Game Coordinator*  
1996-1998 . . . . . Kansas State  
*Linebackers*  
1993-1995 . . . . . Kansas State  
*Graduate Assistant*

### Bowls Coached (14)

2007 Fiesta . . . . . Oklahoma  
2005 Holiday . . . . . Oklahoma  
2005 Orange . . . . . Oklahoma  
2004 Sugar . . . . . Oklahoma  
2003 Rose . . . . . Oklahoma  
2002 Cotton . . . . . Oklahoma  
2001 Orange . . . . . Oklahoma  
1999 Independence . . . . . Oklahoma  
1998 Alamo . . . . . Kansas State  
1998 Fiesta . . . . . Kansas State  
1997 Cotton . . . . . Kansas State  
1995 Holiday . . . . . Kansas State  
1994 Aloha . . . . . Kansas State  
1993 Copper . . . . . Kansas State

### Coaching Accomplishments

- One of five finalists for the 2006 Broyles Award.
- Coached the 2006 Big 12 Defensive Player of the Year in Rufus Alexander. The '06 defense led the Big 12 in total (No. 16 nationally), scoring (No. 19 nationally) and pass efficiency defense (No. 13 nationally) and was No. 2 in rushing defense (No. 16 nationally).
- The 2005 OU defense ranked No. 4 against the rush and No. 13 in total yards. Rufus Alexander and Dusty Dvoracek were consensus All-Big 12. C.J. Ah You was the consensus Big 12 Defensive Newcomer of the Year.
- Coordinated a unit that led the Big 12 in 2004 in total defense, rushing defense and scoring defense. The Sooners ranked No. 11 nationally in scoring and rushing defense, No. 13 in total defense. OU held 11 opponents below their scoring and total offense average.
- The 2003 Sooners ranked No. 1 nationally in total defense and passing defense, No. 2 in pass efficiency defense, No. 3 in scoring defense, No. 5 in turnover margin and No. 19 in rushing defense.
- In 2002, OU was No. 6 nationally in scoring defense, No. 7 in pass efficiency, defense, No. 9 in passing defense, No. 10 in total defense and No. 14 in rushing defense.
- Coached the Big 12 Defensive Newcomer of the Year in 2002 (Lance Mitchell) and 1999 (Torrance Marshall).
- In 2001, the Sooners ranked No. 4 nationally in scoring defense, No. 4 in total defense, No. 5 in pass efficiency defense, No. 7 in rushing defense and No. 11 in passing defense. OU ranked No. 6 nationally in turnovers gained with 33 takeaways for a second straight season.

- Oklahoma's 2000 linebackers included Rocky Calmus (first team All-American and Big 12 Defensive Player of the Year) and Torrance Marshall (first team All-Big 12).

- All three 1997 K-State linebackers were all-conference.

### Prominent Pupils

- Rufus Alexander (Oklahoma),  
*First Team All-American  
2006 Big 12 Defensive POY*
- Clint Ingram (Oklahoma), Jaguars
- Lance Mitchell (Oklahoma), Cardinals  
*2004 All-Big 12, Butkus Award finalist,  
2002 Big 12 Defensive NOY*
- Teddy Lehman (Oklahoma), Lions  
*2003 Butkus Award winner, Bednarik  
Award winner, First Team All-American*
- Rocky Calmus (Oklahoma), Colts  
*2001 Butkus Award winner,  
First Team All-American*
- Torrance Marshall (Oklahoma), Packers  
*First Team All-American,  
Big 12 Defensive NOY*
- Brandon Moore (Oklahoma), 49ers
- Jeff Kelly (Kansas State), Falcons  
*Big 12 Defensive NOY*
- Ben Leber (Kansas State), Vikings
- Mark Simoneau (Kansas State), Falcons
- Percell Gaskins (Kansas State), Panthers

### Accomplishments as a Player

- HM All-Big Eight in 1992 with 124 tackles (second on team), including a team-leading 68 unassisted tackles.
- Standout LB at Garden City (Kan.) Community College where he was an All-American after recording 276 tackles.
- Class 5A Defensive POY, *Kansas Sports Magazine*.

### THE VENABLES FAMILY



2007 SEASON

COACHING STAFF

THE SOONERS

SEASON REVIEW

THE UNIVERSITY

# ASSISTANT COACHES



## BOBBY JACK WRIGHT

ASSISTANT HEAD COACH/CO-DEFENSIVE COORDINATOR/SECONDARY | NINTH SEASON

### The Wright File

Birthdate . . . . . December 11, 1950  
Hometown . . . . . Mission, Texas  
High School . . . . . Mission, 1968  
College . . . . . SW Texas St., 1973  
Texas A&I, 1980  
Family . . . . . wife, Bee  
daughters, McKenna,  
Melia and Micaelan

### Coaching History

2005-present . . . . . Oklahoma  
*Assistant Head Coach,  
Co-Defensive Coordinator,  
Secondary*  
1999-2004 . . . . . Oklahoma  
*Recruiting Coordinator,  
Defensive Ends*  
1986-1997 . . . . . Texas  
*Assistant Coach*  
1983-1985 . . . . . North Texas State  
*Assistant Coach*  
1979-1982 . . . . . Texas A&I  
*Assistant Coach*  
1973-78 . . . . . Coach  
*Texas High School ranks*

### Bowls Coached (13)

2007 Fiesta . . . . . Oklahoma  
2005 Holiday . . . . . Oklahoma  
2005 Orange . . . . . Oklahoma  
2004 Sugar . . . . . Oklahoma  
2003 Rose . . . . . Oklahoma  
2002 Cotton . . . . . Oklahoma  
2001 Orange . . . . . Oklahoma  
1999 Independence . . . . . Oklahoma  
1997 Fiesta . . . . . Texas  
1996 Sugar . . . . . Texas  
1994 Sun . . . . . Texas  
1991 Cotton . . . . . Texas  
1987 Bluebonnet . . . . . Texas

### Coaching Accomplishments

- In 2006, OU led the Big 12 and ranked No. 13 nationally in pass efficiency defense. All five players who started in the secondary received some kind of all-conference recognition.
- Moved to the secondary in 2005. D.J. Wolfe and Reggie Smith both earned postseason honors. The Sooners ranked No. 21 nationally in passing efficiency defense. In Big 12 games, OU ranked No. 1 in completion percentage defense, No. 2 in passing efficiency defense and No. 3 in passing yardage allowed.
- OU defensive backs had more interceptions in 11 games of 2005 than in 13 games of 2004.
- Wright's 2004 DE rotation of Dan Cody, Jonathan Jackson and Larry Birdine ranked No. 1, 2 and 3, respectively, in sacks among Big 12 players.
- Also the special teams coordinator in 2004, Wright saw OU rank No. 1 in the Big 12 in kickoff coverage (15.7 ypr.), while giving opponents an average of just 4.2 yards on 21 attempts.
- In 2003, his ends piled up 35 TFL, 20 sacks and 59 hurries. In '02, the DEs accounted for nearly half of the team's sacks. Jimmy Wilkerson was All-Big 12 for the second straight year. In '01, the ends combined for 21 tackles for loss, including 18 by Wilkerson.
- Under Wright's guidance, All-Big 12 receiver Mike Adams broke every UT record in 1996.
- In 1991, his secondary ranked No. 1 in the nation in pass efficiency defense.
- Developed freshman Texas K Phil Dawson, a first

team All-SWC honoree and Groza semifinalist, into the top-ranked kicker in the nation.

- His 1995 receiving unit was the best in the SWC when it averaged 16.8 yards per catch (107 catches for 1,796 yards and 10 TD). It featured first team All-SWC performer Mike Adams, the SWC's leading receiver.
- Helped lead North Texas to a 1983 conference crown and the I-AA playoffs.
- Was on the coaching staff that led Texas A&I to the 1979 Division II national title.

### Prominent Pupils

- Dan Cody (Oklahoma), Ravens  
*Finalist for the Hendricks Award and  
consensus All-Big 12 selection (2003-04)*
- Jonathan Jackson (Oklahoma), Bears  
*All-Big 12*
- Jimmy Wilkerson (Oklahoma), Chiefs  
*Honorable mention All-Big 12*
- Cory Heinecke (Oklahoma)  
*Two-time honorable mention All-Big 12*
- Corey Callens (Oklahoma)  
*Honorable mention All-Big 12*
- Priest Holmes (Texas), Chiefs
- Mike Adams (Texas), Steelers
- Lance Dunn (Texas), Bengals  
*All-American*
- Stanley Richards (Texas), Chargers  
*All-American*
- Winfred Tubbs (Texas), 49ers  
*All-American*
- Wane McGarity (Texas), Cowboys
- Britt Hager (Texas), Broncos  
*All-American*
- Eric Metcalf (Texas), Falcons

### THE WRIGHT FAMILY





# ASSISTANT COACHES

2007 SEASON

COACHING STAFF

THE SOONERS

SEASON REVIEW

THE UNIVERSITY



## KEVIN WILSON

OFFENSIVE COORDINATOR/TIGHT ENDS/FULLBACKS | SIXTH SEASON

### Coaching Accomplishments

- The 2006 offense was balanced with 2,480 rushing yards and 2,262 passing yards. Three different running backs logged 100-yard games and QB Paul Thompson put up numbers that ranked among the top 10 in school history for passing yards, touchdown passes, and completion percentage. OU ranked No. 19 nationally in scoring offense; No. 17 in rushing offense.

- The 2005 line produced consensus All-Big 12 pick Davin Joseph as Adrian Peterson again eclipsed 1,000 rushing yards. Three freshmen were integrated as starters.

- In 2004, the line, featuring Outland winner Jammal Brown and Walter Camp All-American and Rimington Award finalist Vince Carter, cleared the way for Heisman runner-up Adrian Peterson's 1,925 rushing yards while allowing a Big 12-low nine sacks.

- The 2004 Sooners, featuring Wes Sims, a sixth-round draft choice by the Chargers, and All-Big 12 pick Joseph, were No. 8 in total offense and averaged 34.8 points.

- The 2003 team ranked No. 3 nationally with 42.9 points/game and No. 19 with 439.4 yards of total offense/game.

- In 2002, the line had four honorees as Quentin Griffin fell 13 yards shy of OU's season rushing record.

- As Northwestern's offensive coordinator, the 2001 Wildcats led the Big 10 in total offense and QB Zac Kustok was conference leader in that same category.

- In 2000, Northwestern set 25 school marks while ranking No. 3 nationally in total offense. The co-Big Ten champs were led by Damian Anderson, who rushed for a Big Ten record 193.6 yards per game.

- Finalist for the 2000 Broyles Award.

- Has helped produce 14 1,000-yard rushers. At OU, both Peterson (1,925 yards in 2004, 1,024 in 2005) and Griffin (1,884 yards in 2002) worked under Wilson.

### The Wilson File

Birthdate . . . . . Oct. 23, 1961  
Hometown . . . . . Maiden, N.C.  
High School . . . . . Maiden, 1980  
College . . . . . North Carolina, 1984, 1987  
Family . . . . . wife, Angela  
daughters, Elaina, Makenzie and  
Marlee; sons, Trey and Toby

### Coaching History

2006 . . . . . Oklahoma  
Co-Offensive Coord., TE, FB  
2002-05 . . . . . Oklahoma  
Co-Offensive Coordinator, OL  
2001 . . . . . Northwestern  
Assistant Head Coach,  
Offensive Coordinator, QB  
1999-2000 . . . . . Northwestern  
Offensive Coordinator, QB  
1998 . . . . . Miami (Ohio)  
Offensive Coordinator/QB  
1992-97 . . . . . Miami (Ohio)  
Offensive Coordinator, OL  
1990-91 . . . . . Miami (Ohio)  
Offensive Line  
1989 . . . . . Foard (N.C.) High School  
Head Coach, Athletics Director  
1988 . . . . . North Carolina A&T  
Offensive Coordinator, OL  
1987 . . . . . Winston Salem State  
Offensive Line  
1984-86 . . . . . North Carolina  
Student, Graduate Asst. Coach


### Bowls Coached (8)

2007 Fiesta . . . . . Oklahoma  
2005 Holiday . . . . . Oklahoma  
2005 Orange . . . . . Oklahoma  
2004 Sugar . . . . . Oklahoma  
2003 Rose . . . . . Oklahoma  
2002 Cotton . . . . . Oklahoma  
2000 Alamo . . . . . Northwestern  
1986 Aloha . . . . . North Carolina

### Bowls Played (4)

1983 Peach . . . . . North Carolina  
1982 Sun . . . . . North Carolina  
1981 Gator . . . . . North Carolina  
1980 Bluebonnet . . . . . North Carolina

### THE WILSON FAMILY



### Prominent Pupils

- Davin Joseph (Oklahoma), Buccaneers  
2005 and 2004 All-Big 12
- Chris Chester (Oklahoma), Ravens
- Jammal Brown (Oklahoma), Saints  
Two-time All-American,  
2004 Outland Trophy winner
- Wes Sims (Oklahoma), Chargers
- Vince Carter (Oklahoma), Raiders  
2004 All-American; 2003 and 2004  
Rimington Award finalist
- Eric Beverly, (Miami, Ohio), Falcons
- Alex Sulfsted, (Miami, Ohio), Redskins
- Travis Prentice, (Miami, Ohio), Vikings  
NCAA all-time leading scorer,  
No. 5 NCAA rusher
- Damian Anderson (Northwestern)  
All-American,  
No. 6 rusher in Big Ten history
- Zac Kustok (Northwestern)  
Big Ten total offense leader,  
Unitas Award finalist

# ASSISTANT COACHES



## CALE GUNDY

RECRUITING COORDINATOR/RUNNING BACKS | NINTH SEASON

### Coaching Accomplishments

- In 2006, three different OU running backs logged 100-yard games, including true freshman Chris Brown, as the team piled up 177.4 rushing yards per game.

- In 2005, he coached his third 1,000-yard rusher and saw two different backs log 100-yard games for the second straight season.

- In 2004, coached his second 1,000-yard rusher in the last three years in Adrian Peterson. Peterson set a school season record and NCAA freshman rushing record with 1,925 yards.

- Also tutored Kejuan Jones, who rushed for more than 2,000 yards during his career.

- Adept at securing the ball, Gundy's 2004 backs logged 48 receptions for 377 yards and rarely lost a fumble (OU lost only nine as a team).

- Coached 2003 OU backs to 1,896 yards. The backfield hauled in 54 passes for three TD.

- In 2003, Oklahoma's running backs were charged with just two fumbles lost.

- Coached Quentin Griffin, who finished his career as the No. 2 rusher in Sooner history. In 2002, he gained 1,884 yards and ranked No. 6 in the nation with 134.6 yards per game. Griffin, a consensus All-Big 12 first team selection, became the first Sooner to surpass 1,000 yards since 1998 and also finished his career as the school's second-leading receiver. He caught one pass in an OU record 29 consecutive games.

- No OU back lost a fumble in 2002.

- OU backs fumbled just twice during the 2001 season, all in the first three games.

- In 2000, OU backs produced 32 rushing TDs, up from 15 in 1999. First team All-Big 12 Quentin Griffin scored 16 of those, second most in the conference. His six TDs against Texas set a Sooner record.

### Prominent Pupils

- Adrian Peterson (Oklahoma)  
*Consensus All-American;*  
*highest finishing freshman (second) in the history of the Heisman Trophy.*
- Quentin Griffin (Oklahoma)  
*First team All-Big 12;*  
*Second team All-American*

### Accomplishments as a Player

- Held virtually all of the Sooners' single-game, single-season and career passing records until they were re-written by Josh Heupel (1999-2000) and Jason White (2000-04).

- Paced the Sooners to a 31-13-2 record in his four seasons and was all-conference as a senior.

- One of only three OU quarterbacks to throw for more than 4,000 yards (Heupel, White).

- Big Eight Offensive Newcomer of the Year after setting passing marks for completions (54), attempts (109) and yards (904).

### The Gundy File

Birthdate . . . . . April 10, 1972  
Hometown . . . . . Midwest City, Okla.  
High School . . . . . Midwest City, 1990  
College . . . . . Oklahoma, 1994  
Family . . . . . wife, Kristi  
son, Kennedy Cale  
daughter, Caitlin Rae

### Coaching History

2005-present . . . . . Oklahoma  
*Recruiting Coordinator, RB*  
1999-2004 . . . . . Oklahoma  
*Running Backs*  
1996-1998 . . . . . UAB  
*Running Backs*  
1995 . . . . . UAB  
*Quarterbacks*  
1994 . . . . . Oklahoma  
*Student Assistant Coach*

### Bowls Coached (9)

2007 Fiesta . . . . . Oklahoma  
2005 Holiday . . . . . Oklahoma  
2005 Orange . . . . . Oklahoma  
2004 Sugar . . . . . Oklahoma  
2003 Rose . . . . . Oklahoma  
2002 Cotton . . . . . Oklahoma  
2001 Orange . . . . . Oklahoma  
1999 Independence . . . . . Oklahoma  
1994 Copper . . . . . Oklahoma

### Bowls Played (2)

1993 John Hancock . . . . . Oklahoma  
1991 Gator . . . . . Oklahoma

### THE GUNDY FAMILY



# ASSISTANT COACHES



## KEVIN SUMLIN

CO-OFFENSIVE COORDINATOR/RECEIVERS | FIFTH SEASON

### Coaching Accomplishments

- His 2006 receiving corps hauled in 17 touchdown grabs. Malcolm Kelly recorded one of the top seasons in school history and reached 1,000 career receiving yards faster than any player in school history.

- In 2005, the OU tight ends accounted for three of the team's nine touchdown receptions, while the special teams witnessed the emergence of P Cody Freeby, who ranked No. 18 nationally. The Sooners were No. 10 in net punting. Also on the special teams, return specialist Reggie Smith made a mark as a true freshman, leading the team with a 20.9-yard average on 18 attempts.

- OU's tight ends became a more integral part of the Sooner offensive scheme in Sumlin's second season (2004). The group went from 18 receptions for 219 yards and two touchdowns in 14 games of the 2003 season to 23 catches for 226 yards and four touchdowns in 12 games.

- Became Texas A&M's offensive coordinator after the third game of the 2002 season. Prior to the switch, the Aggies had scored just 48 points in three games (16.0 per), but afterwards, A&M put 297 points on the board, or 33.0 per contest. The offense averaged 419 yards per game after just netting 286 in the first three contests.

- Purdue's 1998 receivers set school records with 377 receptions for 4,208 yards and 43 TD.

- Chris Daniels set a Big Ten record with 121 catches and recorded another Big Ten record with 21 receptions in one game.

### Prominent Pupils

- J.D. Runnels (Oklahoma), Bears
- Bethel Johnson (Texas A&M), New England
- Terrance Murphy (Texas A&M), Packers
- Jamar Taylor (Texas A&M), Giants
- Chris Daniels (Purdue), Buccaneers
- Ike Jones (Purdue), Colts
- Cory Sauter (Minnesota), Colts
- Vinnie Sutherland (Purdue), 49ers
- Ryan Thelwell (Minnesota), Broncos
- Ryan Yarbrough (Wyoming), Jets

### Accomplishments as a Player

- Four-year letterman for Purdue as a linebacker, from 1983-86, and ended his career among the top 10 in tackles for the Boilermakers.

- Named to *Sports Illustrated's* All-America walk-on list as a freshman when he led Purdue with 91 tackles.

- Honorable mention All-Big Ten in 1984. Led the team with 109 stops and helped the team reach the Peach Bowl. Also earned honorable mention All-Big Ten honors as a senior, ranking No. 5 in the league with 114 tackles.

### The Sumlin File

Birthdate . . . . . August 3, 1964  
Hometown . . . . . Indianapolis, Ind.  
High School . . . . . Brebeuf Prep (Ind.)  
College . . . . . Purdue, 1986  
Family . . . . . wife, Charlene  
daughters, Courtney and Shelby;  
sons, Jackson and J.R.

### Coaching History

2006-present . . . . . Oklahoma  
*Co-Offensive Coordinator, WR*  
2003-2005 . . . . . Oklahoma  
*Special Teams Coordinator, TE*  
2001-2002 . . . . . Texas A&M  
*Assistant Head Coach,*  
*Offensive Coordinator, WR*  
1998-2001 . . . . . Purdue  
*Receivers*  
1997 . . . . . Minnesota  
*Quarterbacks*  
1993-96 . . . . . Minnesota  
*Receivers*  
1991-92 . . . . . Wyoming  
*Receivers*  
1988-90 . . . . . Washington State  
*Graduate Assistant*

### Bowls Coached (8)

2007 Fiesta . . . . . Oklahoma  
2005 Holiday . . . . . Oklahoma  
2005 Orange . . . . . Oklahoma  
2004 Sugar . . . . . Oklahoma  
2002 GalleryFurniture.com . . . . . Texas A&M  
2002 Rose . . . . . Purdue  
2000 Outback . . . . . Purdue  
1998 Alamo . . . . . Purdue

### Bowls Played (1)

1984 Peach . . . . . Purdue



THE SUMLIN FAMILY

2007 SEASON

COACHING STAFF

THE SOONERS

SEASON REVIEW

THE UNIVERSITY



# ASSISTANT COACHES



## JOSH HEUPEL

QUARTERBACKS | THIRD SEASON

### Coaching Accomplishments

- Tutored Paul Thompson, who, after finding out just one day before fall camp that he would play quarterback, piloted OU to an 11-3 mark. He put up numbers on the season that rank among OU's top 10 for passing yards, touchdown passes and completion percentage.

- After spending one season as tight ends coach at Arizona, he returned to his alma mater late in the 2005 campaign and was on the staff to coach in the Pacific Life Holiday Bowl victory over Oregon.

- Coached the tight ends at Arizona. The top two combined for 31 receptions for 346 yards and eight touchdowns.

- Arizona tight end Brad Wood led the Wildcats with six touchdowns. That figure represented the most receiving TDs in a single season since Bobby Wade hauled in eight for UA in 2002.

- Arizona handed then No. 7 UCLA its first loss of the season by a score of 52-14 at Tucson.

- Helped coach Oklahoma Sooners to 2004 national championship game (Sugar Bowl) as graduate assistant.

- Founded The 14 Foundation, a non-profit organization that serves underprivileged children throughout the state of Oklahoma.

### Prominent Pupils

- Jason White, Oklahoma  
*2003 Heisman Trophy Winner*

### Accomplishments as a Player

- 2000 Heisman Trophy runner-up.
- 2000 Walter Camp Award winner.
- Associated Press Player of the Year, 2000.
- CBS Player of the Year, 2000.
- Led Sooners to 2000 national championship over Florida State in Orange Bowl.
- OU's first consensus All-America quarterback, and first Oklahoma QB since 1971 to earn All-America honors.
- Eighty percent winning percentage as OU quarterback of record with a 20-5 mark.
- Passed for 7,456 yards and 53 touchdowns in career.
- Oklahoma career top three in passing yards, completions and touchdown passes.
- 2001 NFL draft, sixth round, Miami Dolphins.

### The Heupel File

Birthdate . . . . . March 22, 1978  
Hometown . . . . . Aberdeen, S.D.  
High School . . . . . Aberdeen Central, 1996  
College . . . . . Oklahoma, 2001  
Family . . . . . wife, Dawn

### Coaching History

2005-present . . . . . Oklahoma  
*Quarterbacks*  
2005 . . . . . Arizona  
*Tight Ends*  
2003-2005 . . . . . Oklahoma  
*Graduate Assistant*

### Bowls Coached (4)

2007 Fiesta . . . . . Oklahoma  
2005 Holiday . . . . . Oklahoma  
2005 Orange . . . . . Oklahoma  
2004 Sugar . . . . . Oklahoma

### Bowls Played (2)

2001 Orange . . . . . Oklahoma  
1999 Independence . . . . . Oklahoma

DAWN & JOSH HEUPEL





# ASSISTANT COACHES

## JAMES PATTON

OFFENSIVE LINE | SECOND SEASON



### The Patton File

Birthdate . . . . . March 21, 1971  
 Hometown . . . . . Lafayette, Ohio  
 High School . . . . . Allen East, 1989  
 College . . . . . Miami (Ohio), 1993 (B.S.),  
 1995 (M.S.)  
 Family . . . . . wife, Nichole  
 daughters, Katelynn and Maddie;  
 son, Brayden

### Coaching History

2006-present . . . . . Oklahoma  
*Offensive Line*  
 2001-2005 . . . . . Northwestern  
*Offensive Line*  
 1999-2000 . . . . . Northwestern  
*Tight Ends, H-backs*  
 1998 . . . . . Miami (Ohio)  
*Tight Ends, H-backs*  
 1996-1997 . . . . . Rhode Island  
*Offensive Line*  
 1995 . . . . . Rhode Island  
*Tight Ends*  
 1993-1994 . . . . . Miami (Ohio)  
*Graduate Assistant*

### Bowls Coached (4)

2007 Fiesta . . . . . Oklahoma  
 2005 Sun . . . . . Northwestern  
 2003 Motor City . . . . . Northwestern  
 2000 Alamo . . . . . Northwestern

### Coaching Accomplishments

- His first OU line included just one senior, yet helped OU to 177.4 rushing yards/game, while surrendering a Big 12-low 1.21 sacks/game (No. 11 nationally). Three different running backs had 100-yard games.
- The 2005 Northwestern team advanced to the Sun Bowl. The offense was ranked No. 4 nationally in total yards (500.3), No. 7 in passing offense (306.8), No. 16 in turnover margin (+.75), No. 26 in rushing offense (193.4) and No. 28 in scoring offense (33.9).
- The 2005 team featured QB Brett Basanez, who ranked No. 3 in the nation in total offense, while freshman RB Tyrell Sutton ranked No. 8 in rushing yards per game and No. 16 in points per game. WR Shaun Herbert was No. 20 in receptions per game.
- The 2005 team gave up just 11 sacks in 512 passing attempts on the season despite returning only one starter from the previous season.
- Northwestern had at least one 1,200-yard rusher


and one of the nation's top 30 ground gainers each year from 2002-2005.

- In 2000, Northwestern played Nebraska at the Alamo Bowl. That Wildcat team ranked No. 3 in the NCAA in total offense.
- Every senior lineman Patton coached at Northwestern made it to the NFL.
- In 1998, he helped coach a Miami (Ohio) team that posted a 10-1 mark.
- Coached with OU offensive coordinator Kevin Wilson at both Miami (Ohio) and Northwestern.

### Playing Accomplishments

- A four-year letterman at Miami (Ohio).
- Had 45 career catches for 504 yards and one TD, including 16 catches for 166 yards as a senior.
- Named a captain his senior year and earned first team All-Mid American Conference honors.

### THE PATTON FAMILY



### Prominent Pupils

- Zach Strief, Saints  
*2005 First Team All-American*
- Ikechuku Ndukwe, Redskins
- Trai Essex, Steelers
- Matt Ulrich, Colts
- Austin King, Buccaneers
- Jeff Roehl, Giants
- Lance Clelland, Ravens
- Leon Brockmeier, Steelers
- Mike Sousa, Colts
- Jay Trant, Cardinals

2007 SEASON

COACHING STAFF

THE SOONERS

SEASON REVIEW

THE UNIVERSITY

# ASSISTANT COACHES



## JACKIE SHIPP

DEFENSIVE LINE | NINTH SEASON

### The Shipp File

Birthdate . . . . . March 19, 1962  
Hometown . . . . . Stillwater, Okla.  
High School . . . . . Donart, 1980  
College . . . . . Oklahoma, 1980-83  
Langston, 1992  
Family . . . . . son, Christopher;  
daughter, Kaitlin

### Coaching History

1999-present . . . . . Oklahoma  
*Defensive Line*  
1998 . . . . . Alabama  
*Defensive Line*  
1997 . . . . . Northeast Louisiana  
*Defensive Line*  
1996-1997 . . . . . Minnesota Vikings  
*Coaching Intern*  
1995 . . . . . Green Bay Packers  
*Coaching Intern*  
1994-1996 . . . . . Southern Illinois  
*Defensive Line*  
1993 . . . . . Tennessee-Martin  
*Defensive Line*  
1992 . . . . . Central Missouri State  
*Defensive Line*  
1991 . . . . . Langston  
*Linebackers*

### Bowls Coached (9)

2007 Fiesta . . . . . Oklahoma  
2005 Holiday . . . . . Oklahoma  
2005 Orange . . . . . Oklahoma  
2004 Sugar . . . . . Oklahoma  
2003 Rose . . . . . Oklahoma  
2002 Cotton . . . . . Oklahoma  
2001 Orange . . . . . Oklahoma  
1999 Independence . . . . . Oklahoma  
1998 Music City . . . . . Alabama

### Bowls Played (3)

1983 Fiesta . . . . . Oklahoma  
1981 Sun Bowl . . . . . Oklahoma  
1980 Orange . . . . . Oklahoma

### Coaching Accomplishments

- Had one of his least experienced groups in 2006, but the defensive interior was strong. OU was second in the Big 12 and No. 16 nationally against the rush.
- The 2005 season was another stellar campaign for OU's defensive interior. Dusty Dvoracek was a consensus All-Big 12 selection after leading the nation's DTs in tackles for loss with 19. The Sooners ranked No. 4 in rushing defense.
- Despite losing a pair of All-Americans and featuring one transfer and two freshmen in the rotation in 2004, he crafted a defensive interior that showed perhaps more improvement than any area on the team during the course of the season.
- In 2003 he coached Tommie Harris, the winner of the Rotary Lombardi Award and a consensus All-American. Harris also was a finalist for the Nagurski and Bednarik Awards. He also coached All-Big 12 DT Dusty Dvoracek in 2003.
- OU's interior linemen had 32 tackles for loss and 15 sacks in 2003.
- Two of his players, Tommie Harris and Kory Klein, earned All-Big 12 honors in 2001.
- In 2000, he had four defensive linemen selected to All-Big 12 teams including first team selection Ryan Fisher.

### Accomplishments as a Player

- A first-round pick (14th overall) of the Miami Dolphins where he played five seasons. He helped

the Dolphins post a 48-31 record, make two playoff appearances and advance to the 1985 Super Bowl. Shipp was the Dolphins' leading tackler (79) in 1987 and finished his career in Miami with 231 tackles.

- Played one season with the Los Angeles Raiders (1988).

- A standout linebacker at the University of Oklahoma, he starred on Sooner squads that posted a combined 33-14-1 record, won two bowl games and captured the 1980 Big Eight Championship.

- Earned all-conference honors as a junior and senior, and was selected as an All-American by *Football News* following his junior campaign.

- In the 1982 border clash with Texas, Shipp was a one-man wrecking crew with 23 tackles, an OU single-game record.

- Totaled 489 total tackles in his career which stands second on the OU list for career tackles. Also owns the single-season record for tackles (189) during his sophomore campaign in 1981.

### Prominent Pupils

- Dusty Dvoracek (Oklahoma), Bears  
2003, 2005 All-Big 12 first team
- Tommie Harris (Oklahoma), Bears  
2003 Lombardi winner, 2003 Bednarik and Nagurski finalist; 2002 Lombardi and Nagurski finalist, first team All-Big 12, 2001, 2002 and 2003.
- Kory Klein (Oklahoma)  
2000 second team Freshman All-American, 2001 second team All-Big 12



JACKIE SHIPP

# ASSISTANT COACHES



## CHRIS WILSON

DEFENSIVE ENDS | THIRD SEASON

2007 SEASON

COACHING STAFF

THE SOONERS

SEASON REVIEW

THE UNIVERSITY

### The Wilson File

Birthdate . . . . . January 8, 1969  
Hometown . . . . . Dallas, Texas  
High School . . . . . Richardson, 1987  
College . . . . . Oklahoma, 1992  
Family . . . . . wife, Tina  
son, Caleb; daughter, Colby

### Coaching History

2005-present . . . . . Oklahoma  
*Defensive Ends*  
2000-2004 . . . . . Colorado  
*Defensive Line*  
Jan. 2000-May 2000 . . . . . Army  
*Defensive Line*  
1998-1999 . . . . . Illinois State  
*Defensive Line*  
1997 . . . . . Indiana State  
*Recruiting Coordinator, LB*  
1996 . . . . . Northeastern Oklahoma A&M  
*Defensive Coordinator, DL*  
1995 . . . . . Northern Illinois  
*Linebackers*  
1994 . . . . . Indiana State  
*Linebackers*  
1993 . . . . . Indiana State  
*Graduate Assistant*

### Bowls Coached (5)

2007 Fiesta . . . . . Oklahoma  
2005 Holiday . . . . . Oklahoma  
2004 Houston . . . . . Colorado  
2002 Alamo . . . . . Colorado  
2001 Fiesta . . . . . Colorado

### Bowls Played (3)


1991 Gator . . . . . Oklahoma  
1989 Citrus . . . . . Oklahoma  
1989 Orange . . . . . Oklahoma

### Coaching Accomplishments

- His 2006 ends logged 25.5 tackles for loss, including 10 sacks. They also knocked down seven passes.
- With his top returning starter (Larry Birdine) lost in August and one of his budding stars (John Williams) sidelined in the opener by injuries, he still coached the defensive ends to a brilliant season in 2005 at Oklahoma. C.J. Ah You was named Big 12 Defensive Newcomer of the Year and MVP of the Holiday Bowl, and Calvin Thibodeaux captured postseason honors while leading the team with 10 sacks.
- Colorado ranked No. 15 nationally and No. 2 in the Big 12 with 33 sacks in 2004.
- The Buffaloes were the Big 12 North champions three times during his tenure.
- Coached on the Illinois State squad that captured the Gateway Conference title and advanced to the NCAA Division I-AA semifinals in 1999. That season marked the only time that the Redbirds accomplished those feats.

### Playing Accomplishments

- A four-year letterman at Oklahoma between 1988-1991, he recorded 311 tackles, 18th-best all-time and 11th-best for an OU linebacker.
- Was on the 1991 Butkus Award watch list.
- Third-team All-America selection as a junior by *The Football News*.
- His three fumble recoveries as a senior ties for the OU single-season record by a linebacker.
- His 12 career pass deflections ranks seventh all-time by a linebacker at OU.
- Top OU tackler (eight) in 1991 Gator Bowl.
- All-Big Eight second team three times.
- Drafted in the 12th round by the Chicago Bears in 1992.



THE WILSON FAMILY

### Prominent Pupils

- C.J. Ah You (Oklahoma)  
*2005 Big 12 Def. NOY*
- Justin Bannan (Colorado), Bills  
*2001 First Team All-Big 12*
- Tyler Brayton (Colorado), Raiders  
*First-round draft pick in 2003*
- Gabe Nyenhuis (Colorado), Bills
- Chad Pegues (Illinois St.), Browns
- Damian Gregory (Illinois St.), Bucs



# SUPPORT STAFF



## The Schmidt File

Birthdate . . . . . September 18, 1962  
Hometown . . . . . Harvard, Neb.  
High School . . . . . Harvard, 1980  
College . . . . . Nebraska, 1986  
Oklahoma, 2000  
Family . . . . . wife, Robin  
daughter, Aubrey; son, Samuel



## JERRY SCHMIDT

DIRECTOR OF SPORTS ENHANCEMENT | NINTH SEASON


### Coaching History

1999-present . . . . . Oklahoma  
*Director of Sport Enhancement*  
1995-1999 . . . . . Florida  
*Coordinator*  
1989-1995 . . . . . Notre Dame  
*Coordinator*  
1988-1989 . . . . . Oklahoma State  
*Director*  
1987-1988 . . . . . Notre Dame  
*Assistant*

### Coaching Accomplishments

- 1991 Collegiate Strength Coach of the Year by USA Fitness.
- Worked with four Heisman Trophy winners, including Jason White (Oklahoma), Danny Wuerffel (Florida), Barry Sanders (Oklahoma State) and Tim Brown (Notre Dame).
- Coached 23 NFL first-round draft picks.
- Has coached with teams that played in five national championship games and has national title rings from OU, Notre Dame and Florida.

### THE SCHMIDT FAMILY





# SUPPORT STAFF



## MATT McMULLEN

ADMINISTRATIVE COORDINATOR | NINTH SEASON

### Professional Accomplishments

- Oversaw areas of allied industry, sponsorship, advertising and trade shows generating more than \$3 million annually for the National Cattlemen's Beef Association, the trade organization representing more than one million beef producers.

- Created Kansas State's Corporate Partner Program and secured \$3.4 million in advertising revenues to install a Sony JumboTron and three other scoreboards in KSU stadium.

- Coordinated the annual fund-raising plan for the Mike Ahearn Scholarship Fund, increased the number of Catbacker Clubs from eight to 34, and established and managed the Ahearn Fund Board of Directors, the Kansas State Sports Hall of Fame, and the Golden Cats football support group.

### OU Responsibilities

- Oversees football operations by working directly with OU's strength, sports medicine, football video, equipment, field maintenance and secretarial staffs.

- Serves as liaison with media relations, athletic administration, marketing, development, academic student life, game day operations and the business office, as well as FCA, the Touchdown Club, the OU Football Lettermen's Association, and Sooner Sports Properties.

- Coordinates all of OU's travel arrangements, including Big 12 Championship and bowl games.

- Works closely with Coach Stoops in coordinating community affairs, including the OU Football/FCA Holiday Food Drive and the Partners for Youth Football Clinic.

- Co-coordinator of the OU Football Camp and OU Football Coaches Clinic.

- Serves as President of the Bob Stoops Champions Foundation.

### The McMullen File

Birthdate . . . . . December 1, 1962  
Hometown . . . . . Salina, Kan.  
High School . . . . . Salina Central, 1981  
College . . . . . Kansas State, 1985  
Family . . . . . wife, Gina  
sons, Alex and Nathan

### Professional Experience

1999-present . . . . . Oklahoma  
Administrative Coordinator  
1997-99 . . . . . Nat'l Cattlemen's Beef Assoc.  
Director of Marketing  
1987-1997 . . . . . Kansas State  
Assoc. A.D. for External Affairs

THE McMULLEN FAMILY



2007 SEASON

COACHING STAFF

THE SOONERS

SEASON REVIEW

THE UNIVERSITY

# SUPPORT STAFF



## The Johnson File

Birthdate . . . . . May 16, 1936  
Hometown . . . . . King City, Mo.  
High School . . . . . King City, 1954  
College . . . . . Missouri, 1958  
Family . . . . . wife, Cindy  
two grown children,  
seven grandchildren

## MERV JOHNSON

DIRECTOR OF FOOTBALL OPERATIONS | 29TH SEASON

### Coaching History

1998-present . . . . . Oklahoma  
*Director of Football Operations*  
*Special Assistant to the Athletics Director*  
1979-1997 . . . . . Oklahoma  
*Assistant Coach*  
1975-1978 . . . . . Notre Dame  
*Assistant Coach*  
1962-1974 . . . . . Arkansas  
*Assistant Coach*  
1960-1961 . . . . . Missouri  
*Assistant Coach*  
1958-1959 . . . . . Arkansas  
*Graduate Assistant*

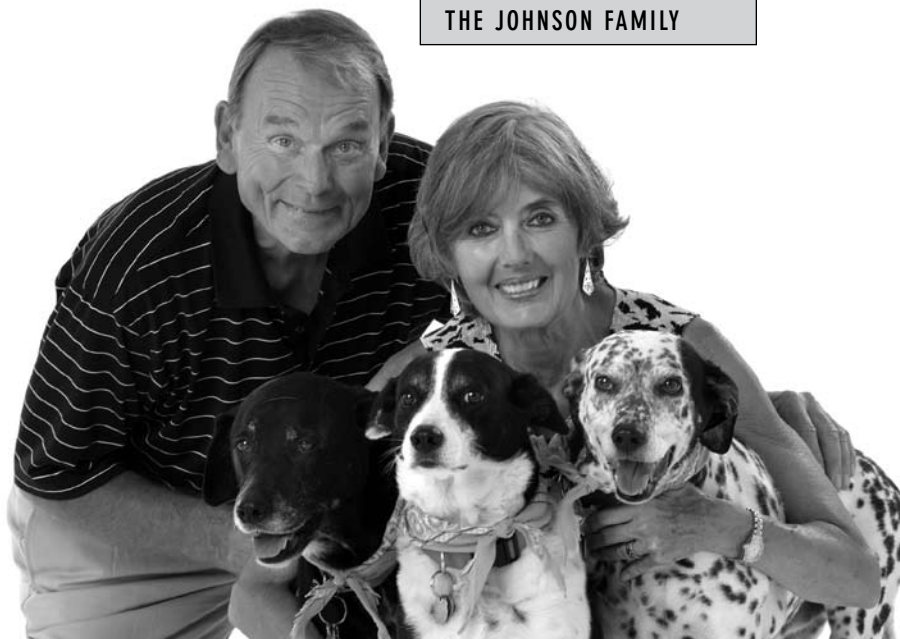
### Player Accomplishments

- An All-Big Seven tackle for Missouri where he was an academic all-conference selection as well.
- Co-captained and played in the Blue-Gray All-Star game
- Academic All-Big Seven selection and was honored as the league's most Outstanding Student-Athlete of the Year

### Coaching Accomplishments

- In his 20 years as an OU assistant coach, he amassed a 150-67-5 record, a national championship, five Big Eight Conference titles and seven bowl game victories.
  - Produced 19 All-Americans.
  - Coached on staffs that amassed four national championships (Oklahoma, Notre Dame and Arkansas).
  - Inducted into the Oklahoma Coaches Association Hall of Fame in 2002.
  - First recipient of the National Football Foundation Integrity Award in 2003. The award was subsequently named in his honor.
  - Received the All-American Football Foundation's Mike Campbell Lifetime Achievement Award in 2001.
- ### OU Responsibilities
- Coordinates the day-to-day activities off the field for OU football players and deals with on-campus recruiting efforts.
  - Serves as color analyst on the Sooner Radio Network.

### THE JOHNSON FAMILY



# SUPPORT STAFF



## GREG TIPTON

DIRECTOR OF ATHLETICS EQUIPMENT | EIGHTH SEASON

### Professional Experience

2000-Present . . . . . Oklahoma  
*Director of Athletics Equipment*  
 1996-2000 . . . . . Oklahoma  
*Football Equipment Coordinator*  
 1990-1995 . . . . . Oklahoma  
*Student Manager*

### Professional Accomplishments

- Certified member of the Athletic Equipment Managers Association.
- Implemented a web-based inventory control system for accountability of athletics equipment, apparel and footwear for all OU sports programs.
- Member of the OU bowl planning committee.
- Assisted the university's negotiating team in securing a multi-year athletics department Nike sponsorship agreement.
- Coordinates annual Big 12 Equipment Manager spring conference.
- Serves on the advisory board of several athletic equipment and apparel companies.

### OU Responsibilities

- Supervises staff of five assistants, two graduate assistants, two laundry assistants and 20 undergraduate managers.
- Oversees all ordering, contract purchasing, issuance, inventory and maintenance of athletics equipment, apparel and footwear.
- Coordinates all bowl gift and award purchasing and issuance.
- Supervises all football team equipment related travel and game day operations.

### The Tipton File

Birthdate . . . . . November 20, 1970  
 Hometown . . . . . Fairland, Okla.  
 High School . . . . . Fairland  
 College . . . . . Oklahoma, 1995 & 1998  
 Family . . . . . wife, Shaye  
                                  son, Parker Andrew  
                                  daughter, Rachel



### THE TIPTON FAMILY



2007 SEASON

COACHING STAFF

THE SOONERS

SEASON REVIEW

THE UNIVERSITY



# SUPPORT STAFF



## SCOTT ANDERSON

HEAD ATHLETICS TRAINER | 11TH SEASON

### Professional Experience

1997-Present . . . . . Oklahoma  
Head Athletic Trainer  
1987-96 . . . . . Tulane  
Head Athletic Trainer  
1980-87 . . . . . Oklahoma  
Assistant Athletic Trainer

### Professional Accomplishments

- Is a certified member of the National Athletic Trainers' Association.
- Is licensed by the State of Oklahoma Board of Medical Licensure.
- Active member and past chair of the Big 12 Medical Aspects of Sport Committee.
- Also served as chair of Educational Program subcommittee.
- Received the 2005 College/University Athletic Trainer of the Year award by the National Athletic Trainers' Association
- Cited for outstanding work in his field by the All-American Football Foundation in 2004.
- Active in the Mid-American Trainers Association.

- Active in the College Athletic Trainers Society.
- Active in the Oklahoma Athletic Trainers Association.
- Developed a comprehensive sports program in conjunction with the Tulane University Hospital Department of Orthopedics.
- Coordinated Tulane's Substance Abuse Program.

### OU Responsibilities

- Supervises a staff of six full-time certified athletic trainers, one physical therapist, eight graduate assistants and 20 undergraduates who provide the bulk of the care to the student-athletes.
- An adjunct instructor for the Department of Health and Sport Sciences.
- Conducts a summer Athletic Training Clinic geared toward high school athletic trainers.

### The Anderson File

Birthdate . . . . . May 25, 1957  
Hometown . . . . . Sterling, Kan.  
High School . . . . . Sterling  
College . . . . . Oklahoma (1979)  
Family . . . . . wife, Kerri  
sons, Caleb and Connor  
daughter, Kaitlin



### THE ANDERSON FAMILY



# SUPPORT STAFF



## CASEY GLENN

Graduate Assistant Coach

### The Glenn File

Birthdate . . . . . March 23, 1979  
Hometown . . . . . Greeley, Colo.  
High School . . . . . Greeley Central, 1998  
College . . . . . Carroll College, 2002  
Family . . . . . wife, Shannon

### Coaching History

2005-present . . . . . Oklahoma  
2004 . . . . . South Dakota  
On team that set school offensive records for:  
• Points per game (38)  
• Total offensive yards per game (444.4 yards)  
• Rushing yards per game (281 yards)  
• First downs in a season (22 per game)  
• Total touchdowns (18 passing / 36 rushing)  
• Red zone efficiency (92.2 percent)  
• Third down efficiency (45 percent)  
2003 . . . . . Idaho State  
Offensive Graduate Assistant Coach



## SCOTT KOLOK

Assistant Strength Coach

### The Kolok File

Birthdate . . . . . April 7, 1973  
Hometown . . . . . Byram, Conn.  
High School . . . . . Greenwich High School  
College . . . . . The Citadel, 1995  
Springfield (Mass.) College, 1997  
Family . . . . . wife, Carla; son, John

### Professional Experience

2000-present . . . . . Oklahoma  
Assistant Strength Coach  
1998-2000 . . . . . Tulsa  
Assistant Strength Coach  
1997 (June-Dec.) . . . . . Intern  
International Performance Institute  
Jan. 1997-May 1997 . . . . . Springfield College  
Interim Head Coach  
1995-1997 . . . . . Springfield College  
Graduate Assistant Coach  
1994-1995 . . . . . The Citadel  
Asst. Undergrad. Strength Coach



## RODNEY RIDEAU

Assistant Strength Coach

### The Rideau File

Birthdate . . . . . Nov. 30, 1977  
Hometown . . . . . Midwest City, Okla.  
High School . . . . . Midwest City High School  
College . . . . . Oklahoma, 2000  
Family . . . . . wife, Kim Golden

### Professional Experience

2005-present . . . . . Oklahoma  
Assistant Strength Coach  
2003-2005 . . . . . Kansas  
Assistant Strength Coach

### Playing Experience

2001 . . . . . Washington Redskins  
2000 . . . . . New England Patriots  
1996-1999 . . . . . Oklahoma



## ZAC SPAVITAL

Graduate Assistant Coach

### The Spavital File

Birthdate . . . . . July 15, 1982  
Hometown . . . . . Tulsa, Okla.  
High School . . . . . Tulsa Union, 2000  
College . . . . . Murray State, 2004  
Family . . . . . Single

### Coaching History

2005-present . . . . . Oklahoma

### Playing Experience

2003-2004 . . . . . Murray State  
2001-2002 . . . . . Northeastern Okla. A&M  
All-conference and all-region selection  
Gridwire Scholar All-American



2007 SEASON


















COACHING STAFF

THE SOONERS

SEASON REVIEW

THE UNIVERSITY

# SUPPORT STAFF

|   |   |  |  |
|---|---|--|--|
|    | <b>E. RANDY EICHNER, M.D.</b><br>Internal Medicine              | <b>Oklahoma Athletics Sports Medicine</b><br>The University of Oklahoma has a rich five-decade history of setting a standard for sports medicine care, a tradition that continues today.<br><br>Head Athletic Trainer Scott Anderson, his staff and the team physicians comprise the professional staff. Anderson was named 2005 Trainer of the Year by the National Athletics Trainers' Association and 2004 Trainer of the Year by the All-American Football Foundation.<br><br>Brock Schnebel, M.D., Head Team Physician for the 2000 United States Olympic Team, directs OU's physician staff. Don McGinnis, M.D., serves an Olympic Team assignment in addition to his responsibilities with the Oklahoma Athletics Department.<br><br>E. Randy Eichner, M.D., Team Internist, is internationally recognized for his expertise in medicine issues related to sports. Martin Tippie, M.D., completes the Sooners' primary physician staff.<br><br>The state-of-the-art Henry J. Freede Sports Medicine Complex in the Barry Switzer Center provides a convenient location for the Sooners to receive their care.<br><br>The Sports Medicine Staff provides consistent service on a daily basis which includes injury prevention and acute care, post-injury rehabilitation, x-ray, and physician assessment.<br><br>Jim Hillis, a Registered Physical Therapist and Certified/Licensed Athletic Trainer, coordinates all rehabilitation protocols.<br><br>The combination of the staff and facility provide the care that is vital to a championship program. OU's facility is equipped with SwimEx aquatic therapy, isokinetic rehabilitation and testing equipment, along with cardiovascular and exercise equipment that offers the ability to manage the multi-level needs of OU's student-athletes. |  |
|    | <b>JIM HILLIS, RTP, ATC</b><br>Director of Rehabilitation       |  |  |
|    | <b>DON MCGINNIS, M.D.</b><br>Coordinator of Orthopedic Coverage |  |  |
|    | <b>BROCK SCHNEBEL, M.D.</b><br>Team Physician                   |  |  |
|    | <b>MARTIN TIPPIE, M.D.</b><br>Team Physician Emeritus           |  |  |
|   | <b>ANN DEAL</b><br>Secretary for Bob Stoops                     |  |  |
|  | <b>SUE GREER</b><br>Secretary for Assistant Coaches             | <br><b>BRAD CAMP</b><br>Associate Director of Athletics Equipment<br><br><br><b>HUNTER HAGLUND</b><br>Assistant Equipment Manager<br><br><br><b>BLAKE KUENZI</b><br>Equipment Graduate Assistant<br><br><br><b>DAVID LITTLEJOHN</b><br>Associate Director of Athletics Equipment<br><br><br><b>AMY MURPHY</b><br>Administrative Coordinator for Athletics Equipment   |  |
|  | <b>JULIE McGEHEE</b><br>Recruiting Secretary                    |  |  |
|  | <b>BRIAN MARTIN</b><br>Athletics Video Coordinator              |  |  |
|  | <b>TIM OVERMAN</b><br>Assistant Strength Coach                  |  |  |
|  | <b>JEFF SALMOND</b><br>Turf Manager                             |  |  |
|  | <b>JOE VAUGHN</b><br>Assistant Strength Coach                   |  |  |



# THE SOONERS

MAINTAINING FOOTBALL



2007 SEASON

COACHING STAFF

THE SOONERS

SEASON REVIEW

THE UNIVERSITY

# THE SOONERS



## 16 LEWIS BAKER

CARROLLTON, TEXAS  
HEBRON HIGH SCHOOL

|    |     |     |    |
|----|-----|-----|----|
| LB | 6-2 | 210 | SR |
|----|-----|-----|----|

| Year          | G-GS        | UT        | AT        | Total     | Loss         | Sacks      | INT      | FC       | FR       | PBU      |
|---------------|-------------|-----------|-----------|-----------|--------------|------------|----------|----------|----------|----------|
| 2003          | 11-0        | 9         | 4         | 13        | 0.5-1        | 0-0        | 0        | 0        | 0        | 1        |
| 2005          | 12-7        | 21        | 15        | 36        | 0-0          | 0-0        | 0        | 0        | 0        | 2        |
| 2006          | 14-0        | 24        | 10        | 34        | 1.0-2        | 0-0        | 0        | 1        | 0        | 0        |
| <b>Career</b> | <b>37-7</b> | <b>54</b> | <b>29</b> | <b>83</b> | <b>1.5-3</b> | <b>0-0</b> | <b>0</b> | <b>1</b> | <b>0</b> | <b>3</b> |

**2006:** Moved back to linebacker after spending last season in the secondary ... tackle high of nine at Missouri ... recovered a fumble at Oregon ... led Oklahoma's special teams with 15 tackles, including 10 that were unassisted.

**2005:** Played well at strong safety ... posted a season-high eight tackles against Tulsa ... started games six through 10.

**2004:** Redshirted.

**2003:** Played in 10 games and had two tackles in four ... broke up a pass against UCLA ... one of only two true freshmen on the team to see action (the other was FB Dan Townsend).

**High School:** U.S. Army All-American and a *USA Today* second team All-American ... three-year letterman and a three-year starter at linebacker and tight end ... had 90 tackles, eight tackles for loss, one sack, one interception and one fumble recovery as a senior ... missed four games due to a minor injury ... caught three passes for 113 yards and two touchdowns ... team captain ... had 123 tackles as a junior ... coached by Brian Brazil ... competed in relay events on the track and field team ... varsity basketball player as a junior.

**The Wrap-up:** Converted to strong safety in the spring of 2005 after spending the early portion of his college career at outside linebacker ... moved back to weak side linebacker later in the 2005 season ... born Oct. 12, 1984, in Bremerhaven, Germany ... son of Linda and Joe Baker ... business major.



## 44 JEREMY BEAL

CARROLLTON, TEXAS  
CREEKVIEW HIGH SCHOOL

|    |     |     |       |
|----|-----|-----|-------|
| DE | 6-4 | 254 | FR-RS |
|----|-----|-----|-------|

**2006:** Redshirted.

**High School:** First-team all-state performer as a senior ... District 10-5A Defensive MVP ... Creekview Defensive Player of the Year ... team captain ... had 127 tackles, two sacks, 19 quarterback hurries, 19 tackles for loss, one forced fumble, one fumble recovery and one interception return for a touchdown as a senior ... was ranked the No. 11 defensive end in the nation by ESPN.com ... coached by Garry Monty.

**The Wrap-up:** Born Dec. 2, 1987 ... parents: Lee and Sherry Beal.



## 75 CHASE BEELER

JENKS, OKLA.  
JENKS HIGH SCHOOL

|    |     |     |    |
|----|-----|-----|----|
| OL | 6-3 | 276 | SO |
|----|-----|-----|----|

**2006:** Saw action in five games at center ... drew the start against Middle Tennessee when Jon Cooper was out with an injury ... recorded 11 of his 18 knockdowns in that game ... graded 85% against the Blue Raiders ... got 85 snaps, 52 against Middle Tennessee.

**High School:** Named first team all-state by the *Tulsa World* and *Oklahoma* ... district 6A-4 MVP Lineman by *Tulsa World* ... Oklahoma Coaches Association All-State ... carried a 4.0 GPA and scored a 33 on his ACT ... National Merit Semifinalist ... coached by Allan Trimble.

**The Wrap-up:** Born Dec. 28, 1986... parents: Darrell and Susan Beeler.

# THE SOONERS



## 97 CORY BENNETT

SAN ANTONIO, TEXAS  
ROOSEVELT HIGH SCHOOL

|    |     |     |    |
|----|-----|-----|----|
| DT | 6-2 | 278 | JR |
|----|-----|-----|----|

| Year          | G-GS         | UT        | AT        | Total     | Loss          | Sacks         | INT      | FC       | FR       | PBU      |
|---------------|--------------|-----------|-----------|-----------|---------------|---------------|----------|----------|----------|----------|
| 2005          | 11-1         | 8         | 8         | 16        | 3.0-12        | 2.0-10        | 0        | 0        | 0        | 1        |
| 2006          | 13-12        | 14        | 13        | 29        | 2.5-7         | 0.5-1         | -        | -        | -        | -        |
| <b>Career</b> | <b>24-13</b> | <b>22</b> | <b>21</b> | <b>45</b> | <b>5.5-19</b> | <b>2.5-11</b> | <b>0</b> | <b>0</b> | <b>0</b> | <b>1</b> |

**2006:** Played extensively in a four-man rotation on the defensive interior ... started eight games ... tackle best of six against UAB ... four stops at Texas A&M ... credited with a sack in the Fiesta Bowl.

**2005:** Started the opener and played in all 11 games ... notched his season best of four tackles in the Oklahoma State game ... credited with sacks against Kansas State and Texas A&M.

**2004:** Redshirted.

**High School:** A three-year letterwinner and two-year starter ... competed at the defensive end, tight end and fullback positions ... had 82 tackles, 12 for loss, one fumble recovery, nine pass deflections, 33 hurries, nine sacks and three blocked kicks as a senior ... recorded 57 tackles as a junior, including 11 for loss ... seven of his tackles for loss were sacks ... also recovered two fumbles ... coached by Glen Hill.

**The Wrap-up:** Born Dec. 22, 1985 ... son of Felicia Bennett and Mike Parker ... undecided on a major.



## 78 BILLY BLACKARD

CLAREMORE, OKLA.  
CLAREMORE HIGH SCHOOL

|    |     |     |    |
|----|-----|-----|----|
| DT | 6-3 | 275 | SO |
|----|-----|-----|----|

**2006:** Saw spot duty in a reserve role.

**2005:** Redshirted.

**High School:** Rated the No. 24 guard in the nation (ESPN.com), No. 37 defensive tackle (Rivals.com), No. 7 player in Postseason Oklahoma Top 15 (Rivals.com), No. 17 player in the Midlands (Scout.com) ... named All-State by *Tulsa World*, *The Oklahoman* and Oklahoma Coaches Association ... also played offensive line ... totaled 90 tackles with 14 sacks in 2004 ... named 5A-4 District Defensive Player of the Year in 2004 ... recorded 94 tackles with 10 sacks in 2003 ... coached by Rex Trent

**The Wrap-up:** Son of Jim and Liz Blackard ... born June 6, 1986.



## 26 BRETT BOWERS

JACKSONVILLE, FLA.  
TRINITY CHRISTIAN ACADEMY

|    |     |     |    |
|----|-----|-----|----|
| DB | 6-0 | 203 | JR |
|----|-----|-----|----|

**2006:** Played in eight games on special teams ... logged a tackle at Oklahoma State.

**2005:** Worked in a reserve role.

**2004:** Redshirted.

**High School:** Started and lettered for three years ... also played tight end and returned kickoffs ... team went 37-4 during his three years ... helped lead team to state, district and regional titles in 2002 and 2003 ... totaled 292 tackles (134 solo), 15 interceptions and 26 sacks during his career ... compiled 77 tackles, including 38 solo stops, three sacks and three interceptions as a senior ... amassed 350 yards on kick returns ... returned one of his picks 94 yards for a touchdown ... caught a 37-yard pass for a touchdown and intercepted a pass in the state championship game ... team ended the season with a 14-0 record ... team finished his junior year 13-1 and 10-3 during his sophomore campaign ... coached by Verlon Dorminey ... also played baseball his sophomore year.

**The Wrap-up:** Has run a 4.5 in the 40-yard dash ... father coached under Jimmy Johnson at Oklahoma State ... born: Oct. 22, 1985 ... son of Joe and Julie Bowers.

2007 SEASON

COACHING STAFF

THE SOONERS

SEASON REVIEW

THE UNIVERSITY



# THE SOONERS



## 7 AUSTIN BOX

ENID, OKLA.  
ENID HIGH SCHOOL

|    |     |     |    |
|----|-----|-----|----|
| LB | 6-3 | 220 | FR |
|----|-----|-----|----|

**At OU:** Enrolled in January after completing his high school degree in December.

**High School:** Two-time all-stater ... played quarterback and safety for the Plainsmen ... also saw some action at running back and receiver during his career ... four-time letterman ... teammate of OU lineman Kody Cooke ... led Enid to runner-up finish in class 6A ... coached by Tom Cobble ... lettered three-years in baseball and one in basketball ... all-state baseball pick in 2005 ... named 2006 American Legion State Tournament MVP ... team won state American Legion crowns in 2005 and 2006 ...

**The Wrap-up:** Born August 10, 1988 ... parents: Craig and Gail Box ... his father played football at Northwestern Oklahoma State.



## 70 CORY BRANDON

CORSICANA, TEXAS  
CORSICANA HIGH SCHOOL

|    |     |     |       |
|----|-----|-----|-------|
| OL | 6-7 | 271 | FR-RS |
|----|-----|-----|-------|

**2006:** Played in the Middle Tennessee and Texas games before incurring an injury ... missed the remainder of the season ... received a medical hardship ruling and will be a freshman again in 2007.

**High School:** Finished his senior season with 46 pancake blocks and 30 cuts ... first team all-state as a senior ... earned all-area and all-district honors as a junior ... led Corsicana to an 11-2 record as a junior ... recorded more than 80 pancake blocks his junior season ... coached by Dave Henigan.

**The Wrap-up:** Born Oct. 5, 1987 ... parent: Deon Brandon.



## 14 SAM BRADFORD

OKLAHOMA CITY, OKLA.  
PUTNAM CITY NORTH HIGH SCHOOL

|    |     |     |    |
|----|-----|-----|----|
| QB | 6-5 | 197 | FR |
|----|-----|-----|----|

**2006:** Redshirted.

**High School:** Oklahoma Coaches Association All-State selection ... second team all-state pick by *The Oklahoman* ... threw for 2,422 yards and 19 touchdowns as a senior ... rated the No. 17 quarterback in the nation by both CollegeFootballNews.com and Scout.com ... earned all-city honors as a junior ... a standout basketball player, he averaged 18.4 points and 10.5 rebounds as a senior for the Panthers ... also a member of the golf team ... was football coach was Bob Wilson.

**The Wrap-up:** Born Nov. 8, 1987 ... parents: Kent and Martha Bradford ... has a vertical leap of 34.5 inches.



## 76 BRANDON BRAXTON

YOUNGSTOWN, OHIO  
URSULINE HIGH SCHOOL

|    |     |     |    |
|----|-----|-----|----|
| OL | 6-6 | 312 | JR |
|----|-----|-----|----|


**2006:** Was the starter at right tackle until going down in the Colorado game with a broken left leg ... missed the remainder of the season ... graded at 80% in his seven games ... credited with 53 knockdowns, including 12 against Texas ... his best grade, 86%, came in the Middle Tennessee game.

**2005:** Started games two through four at right tackle ... played in 11 games.

**High School:** Rated the No. 53 player in the nation by Rivals.com ... rated the No. 6 offensive lineman in the nation by *PrepStar* and No. 13 by *SuperPrep* ... *PrepStar* All-American ... first team All-State, All-Northeastern Ohio and All-Steel Valley his junior and senior seasons ... a three-year letterman and a two-year starter ... graded out at 87 percent on run blocking and 96 percent on pass blocking his senior year ... team posted a 5-5 mark ... recorded an 86 percent run blocking grade and 91 percent pass blocking grade as a junior ... helped team reach the state semifinals and record a mark of 8-6 in 2002 ... varsity letterman in basketball ... led his conference in scoring ... competed in shot put and discus on the track and field team ... football coach was Don Murphy.

**The Wrap-up:** Signed with Oklahoma in 2004, but qualified late and did not attend ... enrolled at OU in spring 2005 ... born Dec. 10, 1985 ... son of Eric Braxton and Tonya Harris ... cousin of Samaki Walker, who played 10 seasons in the NBA.

# THE SOONERS



**29 CHRIS BROWN**  
ALEXANDRIA, LA.  
ALEXANDRIA HIGH SCHOOL


|    |      |     |    |
|----|------|-----|----|
| RB | 5-10 | 190 | SO |
|----|------|-----|----|

| Year | G-GS | Rushing | Avg. | TD | Lg | Rec. | Avg. | TD | Long |
|------|------|---------|------|----|----|------|------|----|------|
| 2006 | 5-2  | 70-343  | 4.9  | 4  | 65 | -    | -    | -  | -    |

**2006:** Started against Texas Tech and Baylor after Adrian Peterson and Allen Patrick went down with injuries ... had 24 attempts for 169 yards and one TD at Baylor, had 16 carries for 84 yards and two touchdowns versus Colorado and 19 for 74 and a pair of TDs against Oklahoma State.

**High School:** Two-time all-state ... conference MVP for offense ... All-Central Louisiana ... rushed for 1,685 yards and 22 touchdowns as a senior ... four-time all-district ... ran for 1,934 yards and 23 TDs as a junior ... Alexandria's all-time rushing leader with 5,866 yards and 79 touchdowns ... coached by Butch Stoker.

**The Wrap-up:** Born May 2, 1987 ... parent: Bridgett Williams.



**8 BRANDON CALEB**  
ATLANTA, GA.  
FORK UNION MILITARY ACADEMY

|    |     |     |    |
|----|-----|-----|----|
| WR | 6-1 | 196 | SO |
|----|-----|-----|----|

**2006:** Saw action in 10 games, mostly on special teams ... recorded two tackles for the season.

**High School:** All-state at linebacker and receiver as a senior ... Team captain ... All-Central Virginia, all-league and all-state linebacker as a junior ... four-time state triple jump champion ... Also won track state championships in long jump (three times), high hurdles and intermediate hurdles... 2005 Central Virginia Track Athlete of the Year ... Coached by Mickey Sullivan.

**The Wrap-up:** National Honor Society member ... Won the Randle Award in 2004 as Fork Union's outstanding undergraduate athlete ... Born July 30, 1987 ... Parent: Eulethia Simms.



**20 QUINTON CARTER**  
LAS VEGAS, NEV.  
CHEYENNE HIGH SCHOOL

|    |     |     |    |
|----|-----|-----|----|
| DB | 6-1 | 190 | SO |
|----|-----|-----|----|

| Year | G-GS | UT | AT | Total | Loss | Sacks | INT | FC | FR | PBU |
|------|------|----|----|-------|------|-------|-----|----|----|-----|
| 2006 | 5-0  | 0  | 1  | 1     | 0-0  | 0-0   | 0   | 0  | 0  | 0   |

**2006:** Played in five games, all on special teams units ... had one tackle against UAB ... earned a reputation as one of the secondary's most physical players.

**High School:** As quarterback for Cheyenne High, threw for more than 650 yards and eight touchdowns during regular season ... ran for 400-plus more yards ... earned all-league honors as a junior ... also a standout basketball player ... coached by Dave Snyder.

**The Wrap-up:** Born July 20, 1988 ... son of Clemon and Sandra Carter ... graduated high school a semester early and enrolled at OU in January 2006 ... owns a 37-inch vertical leap and runs a 4.45 40.

2007 SEASON

COACHING STAFF

THE SOONERS

SEASON REVIEW

THE UNIVERSITY

# THE SOONERS



## 84 QUENTIN CHANEY

TULSA, OKLA.  
B. T. WASHINGTON HIGH SCHOOL

|    |     |     |    |
|----|-----|-----|----|
| WR | 6-4 | 213 | JR |
|----|-----|-----|----|

| Year          | G-GS        | Rec      | Yds       | Avg         | TD       | Long              |
|---------------|-------------|----------|-----------|-------------|----------|-------------------|
| 2005          | 6-0         | 2        | 26        | 13.0        | 0        | 17 vs. TCU        |
| 2006          | 10-0        | 5        | 52        | 10.4        | 2        | 15 vs. Missouri   |
| <b>Career</b> | <b>16-0</b> | <b>7</b> | <b>78</b> | <b>11.1</b> | <b>2</b> | <b>17 vs. TCU</b> |

**2006:** Made his first career touchdown grab at Missouri, a 15-yard reception ... season-best four catches for 37 yards in the Fiesta Bowl ... also scored a touchdown in the game.

**2005:** Saw action in six games ... had a 17-yard reception against TCU and a nine-yard grab against Tulsa.

**2004:** Redshirted.

**High School:** Four-year starter and letterwinner football and basketball... also played at the free safety position ... posted a career 33-8 record and led team to a district championship all four years ... hauled in 24 catches for 570 yards and 12 touchdowns as a senior ... scored three more touchdowns on the defensive side off of interceptions ... totaled 41 tackles and seven interceptions in 2003 ... named a team captain as a senior ... selected to compete in the Oil Bowl ... caught 18 passes his junior year for 404 yards and eight scores ... made 22 stops on defense ... intercepted five passes and returned one for a touchdown ... recorded 11 receptions for 155 yards and five scores in 2001 ... had eight catches for 139 yards and two touchdowns as a freshman ... coached by Antwain Jimmerson.

**The Wrap-up:** Runs a 4.47 40 ... tallest receiver in OU history ... born Nov. 25, 1985 ... son of Melvin Crawford and Regina Chaney-Crawford.



## 34 MATT CLAPP

PHOENIX, ARIZ.  
PARADISE VALLEY HIGH SCHOOL

|    |     |     |    |
|----|-----|-----|----|
| FB | 6-2 | 244 | JR |
|----|-----|-----|----|

**2006:** Was slowed by injury, but saw action in two games as a reserve.

**2005:** Played in nine games exclusively on special teams.

**High School:** Played both fullback and linebacker ... gained 1,033 yards and 18 touchdowns as a senior ... also totaled 71 solo tackles and four sacks in nine games before suffering a leg injury ... finished the 2003 campaign with 1,602 yards and 18 touchdowns ... rushed for 1,000 yards and 19 touchdowns as a sophomore ... named super All-State first team as fullback and as a linebacker ... awarded the Larry Gordon Award for state's best linebacker and the "Whizzer" White Award given to the state's best linebacker his senior year ... was the No. 6 fullback in the nation (Rivals.com) ... ranked No. 3 in the Postseason Arizona Top 15 (Rivals.com) ... awarded *Phoenix Metro* and Arizona Player of the Year (*Phoenix Metro FB Magazine*) ... listed as the No. 98 player in the Southwest (Scout.com) ... coached by Donni Yantis.

**The Wrap-up:** Son of Greg and Shelley Clapp ... born December 6, 1986 ... has taken an ice bath prior to every game since high school ... enjoys playing chess.



# THE SOONERS



## 22 KEENAN CLAYTON

SULPHUR SPRINGS, TEXAS  
SULPHUR SPRINGS HIGH SCHOOL

|    |     |     |    |
|----|-----|-----|----|
| DB | 6-1 | 210 | SO |
|----|-----|-----|----|



## 31 MICHAEL COHEN

HOUSTON, TEXAS  
KILGORE COLLEGE

|   |     |     |    |
|---|-----|-----|----|
| P | 6-0 | 205 | SR |
|---|-----|-----|----|

| Year | G-GS | UT | AT | Total | Loss  | Sacks | INT | FC | FR | PBU |
|------|------|----|----|-------|-------|-------|-----|----|----|-----|
| 2006 | 13-2 | 6  | 8  | 14    | 0.5-1 | 0-0   | 0   | 0  | 0  | 0   |

**2006:** Started the first two games at strong safety, then worked in a reserve role at that position throughout the season ... also saw time on special teams units ... tackle best of four against UAB ... registered eight tackles on special teams.

**2005:** Redshirted.

**High School:** Rated the No. 12 safety in the country (ESPN.com), No. 74 player in the nation (Rivals.com), No. 3 safety in the nation (Rivals.com), No. 8 player in Texas Postseason Top 100 (Rivals.com), No. 63 player in the nation (Scout.com) and No. 4 safety in the nation (Scout.com) ... compiled 120 tackles and intercepted four passes during his senior campaign ... shared time at running back ... clocked at 4.52 in the 40-yard dash ... coach: Brad Turner.

**The Wrap-up:** Excelled in testing with a 360-pound bench press and a 37.5 vertical, both of which topped the receivers/defensive backs ... son of Quon Clayton ... born June 19, 1987.

| Year | G  | No. | Yards | Avg. | TB | FC | 50+ | I20 |
|------|----|-----|-------|------|----|----|-----|-----|
| 2006 | 13 | 51  | 2,091 | 41.0 | 4  | 13 | 8   | 8   |

**2006:** Had a solid first season as Oklahoma's punter ... averaged 41.0 yards for the season with just three touchbacks ... 13 of his boots resulted in a fair catch ... uncorked at least one 50-yard kick in six games and had two at Oregon ... launched a 75-yarder at Texas A&M and a 72-yarder at Baylor ... against the Bears, averaged 51.0 yards on three kicks ... opposing teams averaged just 4.2 yards per punt return.

**Junior College:** Spent the first two years of his career at Kilgore College in Kilgore, Texas... averaged 43 yards per kick as a sophomore... Averaged 40.1 yards per boot as a freshman with a long of 59 yards... kicked barefooted as a freshman at Kilgore, then switched to a shoe in his sophomore season... coached at Kilgore by Jimmy Rieves.

**The Wrap-up:** Attended Cypress Falls High School in Houston... son of Harry and Robin Cohen... Born April 7, 1986 ... His great aunt, Joan Blumenthal, was the women's golf coach at OU ... Walked-on prior to 2006 season and earned a scholarship for 2007.

2007 SEASON

COACHING STAFF

THE SOONERS

SEASON REVIEW

THE UNIVERSITY

# THE SOONERS



## 90 STEVEN COLEMAN

DALLAS, TEXAS  
SKYLINE HIGH SCHOOL

|    |     |     |    |
|----|-----|-----|----|
| DT | 6-4 | 299 | SR |
|----|-----|-----|----|

| Year          | G-GS        | UT        | AT        | Total     | Loss          | Sacks         | INT      | FC       | FR       | PBU      |
|---------------|-------------|-----------|-----------|-----------|---------------|---------------|----------|----------|----------|----------|
| 2004          | 11-0        | 1         | 0         | 1         | 0-0           | 0-0           | 0        | 0        | 0        | 0        |
| 2005          | 12-0        | 4         | 2         | 6         | 2.0-4         | 0-0           | 0        | 0        | 0        | 0        |
| 2006          | 14-7        | 6         | 10        | 15        | 5.0-43        | 3.0-38        | 0        | 0        | 0        | 0        |
| <b>Career</b> | <b>37-7</b> | <b>11</b> | <b>12</b> | <b>22</b> | <b>7.0-47</b> | <b>3.0-38</b> | <b>0</b> | <b>0</b> | <b>0</b> | <b>0</b> |

**2006:** Enjoyed a breakout season with six starting assignments ... season-high four tackles against Texas ... three sacks averaged 12.7 yards in losses.

**2005:** Worked in a backup role ... had tackles for loss against TCU and Tulsa.

**2004:** Lone tackle came versus Kansas, an unassisted stop.

**2003:** Redshirted.

**High School:** Ranked the No. 17 defensive tackle in the nation by both Rivals.com and *The Sporting News* ... named to the DFW Coca-Cola All-Star game and logged two sacks in that game ... had 38 tackles as a senior with two fumbles forced, two sacks, six deflections and four quarterback hurries ... helped team to the 5A playoffs as both a junior and senior ... also played on the offensive line during his high school career and had 72 pancakes as a sophomore (right guard) ... excellent high school student.

**The Wrap-up:** Born Feb. 8, 1985 ... son of Joseph and Shirley Coleman ... sociology major.



## 64 KODY COOKE


ENID, OKLA.  
ENID HIGH SCHOOL

|    |     |     |    |
|----|-----|-----|----|
| OL | 6-4 | 315 | FR |
|----|-----|-----|----|

**At OU:** Enrolled in January after completing his high school degree in December.

**High School:** Helped Enid to runner-up finish in Oklahoma's largest class his senior year ... was on the same team with OU teammate Austin Box ... played left tackle ... named team offensive MVP ... co-offensive lineman of the year in District 6A-3 ... all-state by the *Tulsa World* and *Oklahoman* ... graded at 89 percent as a senior ... coached by Tom Cobble ... member of the National Honor Society.

**The Wrap-up:** Born June 17, 1989 ... parents: Kent and Angie Cooke.



## 50 JON COOPER

FORT COLLINS, COLO.  
FORT COLLINS HIGH SCHOOL

|    |     |     |    |
|----|-----|-----|----|
| OL | 6-2 | 285 | JR |
|----|-----|-----|----|

**2006:** Became a mainstay in the middle of the OU line ... started 13 of the 14 games and was in for 763 snaps ... missed the Middle Tennessee game due to injury ... had the second-highest grade on the team at 77% ... notched 125 knockdown blocks with a best of 18 at Oklahoma State ... highest game grade was 84% against OSU.

**2005:** Suffered a dislocation and break in his right ankle at Texas Tech and missed the remainder of the season ... started the Texas A&M and Texas Tech games at center and was one of the most solid true freshmen on the team ... also saw action throughout the season at guard ... played in a total of seven games ... had no penalties and a high passing grade of 83% in OU's stringent grading process.

**High School:** Three-year starter and letterman ... named Offensive Player of the Year in the Front Range Conference ... captured team MVP honors as a senior ... also played defensive tackle ... totaled 92 tackles, eight sacks and two interceptions ... also forced six fumbles ... No. 20 defensive tackle in the country (ESPN.com) ... No. 6 center in the nation (Rivals.com) ... No. 3 Postseason Colorado Top 15 (Rivals.com) ... No. 20 player in the Midlands (Scout.com) ... coached by Eric Rice.

**The Wrap-up:** Parents: Tom and Chris Cooper ... dad played at Missouri from 1972-1975 and also wore No. 50 ... born October 1, 1986 ... enjoys snow skiing and his favorite slope is Copper Mountain ... has worked security and in a hat shop.

# THE SOONERS



## 48 BRANDON CROW


CHOCTAW, OKLA.  
CHOCTAW HIGH SCHOOL

|    |     |     |       |
|----|-----|-----|-------|
| LB | 6-2 | 220 | FR-RS |
|----|-----|-----|-------|

**2006:** Redshirted

**High School:** Named to the 2005 OCA and *Oklahoman* all-state teams ... 2005 *Duncan Banner* Player of the Year ... District 2A-2 Linebacker of the Year ... all-area by the *Lawton Constitution* ... KSWO Player of the Year ... honorable mention all-state in 2004 ... had 244 tackles as a senior and led all classes ... had four sacks and an interception his senior year ... rushed for 524 yards and five touchdowns ... averaged 10.7 yards per carry ... had 38 receptions went for 457 yards and six touchdowns ... maintained perfect attendance and carried a 4.0 grade point average ... National Honor Society member ... coached by Brent Clark.

**The Wrap-up:** Born July 25, 1987 ... parents: Brent and Jan Crow.



## 32 ALAN DAVIS

COLLEYVILLE, TEXAS  
HERITAGE HIGH SCHOOL

|    |     |     |    |
|----|-----|-----|----|
| DE | 6-2 | 253 | JR |
|----|-----|-----|----|

| Year | G-GS | UT | AT | Total | Loss | Sacks | INT | FC | FR | PBU |
|------|------|----|----|-------|------|-------|-----|----|----|-----|
| 2005 | 8-0  | 3  | 5  | 8     | 2-12 | 2-12  | 0   | 1  | 0  | 0   |

**2006:** Moved to fullback during the season, but did not take game snaps in that position ... saw action with the special teams.

**2005:** Responded well when Oklahoma was hit hard by injuries at the DE position ... had a tackle high of two in three games ... logged a five-yard sack against Tulsa and a seven-yarder at Nebraska ... forced a fumble in the Tulsa game.

**2004:** Redshirted.

**High School:** Lettered his last two years ... shared time at defensive end and tight end during his career ... made 25 stops and recorded three sacks on defense as a senior ... hauled in 11 catches for 130 yards as a senior on offense ... also ran for 91 yards on seven carries ... served as a team captain his senior year ... played in the Coca-Cola All-Star Classic at defensive end ... selected to play in the Oil Bowl All-Star Game ... helped lead team to a 9-2 record during his junior season ... coached by Chris Cunningham

**The Wrap-up:** Has been clocked at 4.7 in the 40-yard dash ... born May 22, 1986 ... son of Alan and Vernessa Davis.



## 91 ALONZO DOTSON

ALIEF, TEXAS  
HASTINGS HIGH SCHOOL

|    |     |     |    |
|----|-----|-----|----|
| DE | 6-3 | 252 | SR |
|----|-----|-----|----|

| Year | G-GS | UT | AT | Total | Loss   | Sacks  | INT | FC | FR | PBU |
|------|------|----|----|-------|--------|--------|-----|----|----|-----|
| 2006 | 11-0 | 7  | 2  | 9     | 2.0-19 | 2.0-19 | 0   | 0  | 0  | 0   |

**2006:** Positioned himself for a big senior year with several outstanding plays ... five of his eight tackles came over the last four games of the season, including three at Baylor ... posted both of his sacks at Baylor, including one that resulted in a safety.

**2005:** Sat out the season.

**2004:** Played in a backup role.

**2003:** Redshirted.

**In High School:** His senior team went 11-3, winning a district championship ... also advanced four rounds in the state playoffs ... recorded 114 tackles (89 assisted, 25 solo), 15 tackles for loss and 12 sacks in his final prep campaign ... also competed in the discus for the track and field team.

**The Wrap-up:** Born March 24, 1985 ... son of James and Kenyatta Davis ... majoring in sociology ... nephew of former Green Bay Packers star Santana Dotson and grandson of Alphonse Dotson, who played for the Oakland Raiders in 1970.

2007 SEASON

COACHING STAFF

THE SOONERS

SEASON REVIEW

THE UNIVERSITY



# THE SOONERS



## 83 BRODY ELDRIDGE

LA CYGNE, KAN.  
PRAIRIE VIEW HIGH SCHOOL

|    |     |     |    |
|----|-----|-----|----|
| TE | 6-5 | 258 | SO |
|----|-----|-----|----|

| Year | G-GS | Rushing | Avg. | TD | Lg | Rec. | Avg. | TD | Long |
|------|------|---------|------|----|----|------|------|----|------|
| 2006 | 14-7 | -       | -    | -  | -  | 3-18 | 6.0  | 0  | 10   |

**2006:** Did most of his work in three-tight end sets or as a blocking back ... characterized by coaches as one of the top blockers on the team ... had three receptions on the season, including a long of 10 yards against Oregon.

**2005:** Redshirted.

**High School:** Rated the No. 43 strongside defensive end in country (Rivals.com) and No. 16 player in the Midlands (Scout.com) ... All-State Kansas, 2004 ... broke his ankle in the second game of his senior year and did not play the rest of the season ... totaled 130 tackles and eight sacks his junior year ... also played tight end ... recorded 35 receptions and four touchdowns in the same season ... clocked at 4.7 seconds in the 40-yard dash ... coached by Sterling Hudson.

**The Wrap-up:** Converted to tight end last spring ... son of Walt and Janet Eldridge ... born March 31, 1987.



## 33 AUSTON ENGLISH

CANADIAN, TEXAS  
CANADIAN HIGH SCHOOL

|    |     |     |    |
|----|-----|-----|----|
| DE | 6-3 | 257 | SO |
|----|-----|-----|----|

**2006:** Redshirted.

**2005:** Saw spot duty in the Kansas State and Texas Tech games.

**High School:** Three-year letterman at both running back and defensive end ... amassed 1,285 yards rushing and scored 18 touchdowns during his senior year ... recorded 33 solo tackles, 48 assists, and 11 sacks in 2004 ... led team to state semifinals as a senior ... rushed for 1,800 yards and 25 touchdowns as junior ... totaled 53 tackles and seven sacks in four games his junior season ... also participated on the track and field team ... ran the 40-yard dash in 4.65 seconds ... No. 15 weakside linebacker (Rivals.com) ... No. 58 player in the Southwest (Scout.com) ... No. 49 player in Texas (Scout.com) ... No. 53 Texas Top 100 ... 7-AA All-District RB - 2003 and 2004 ... 7-AA All District DE - 2003 and 2004 ... *Amarillo Globe Super Team* defensive end ... recorded 315-pound bench press and 400-pound squat ... coached by Kyle Lynch.

**The Wrapup:** Born March 10, 1987 ... son of Dean and Kelly English.



## 19 JOE JON FINLEY

ARLINGTON, TEXAS  
ARLINGTON HIGH SCHOOL

|    |     |     |    |
|----|-----|-----|----|
| TE | 6-6 | 260 | SR |
|----|-----|-----|----|

| Year          | G-GS         | Rec       | Yds        | Avg         | TD       | Long                     |
|---------------|--------------|-----------|------------|-------------|----------|--------------------------|
| 2004          | 12-0         | 7         | 94         | 13.4        | 1        | 24 vs. Texas A&M         |
| 2005          | 11-2         | 13        | 150        | 11.5        | 2        | 22 vs. Baylor            |
| 2006          | 14-14        | 19        | 241        | 12.7        | 3        | 36 vs. Washington        |
| <b>Career</b> | <b>37-16</b> | <b>39</b> | <b>485</b> | <b>12.4</b> | <b>6</b> | <b>36 vs. Washington</b> |

**2006:** Honorable mention All-Big 12 by the coaches and Associated Press ... his receptions, yards and TDs almost equalled the totals posted in his first two seasons ... season-high four receptions against UAB ... touchdown grabs against UAB, Missouri and Baylor ... long catch of 36 yards came in the Washington game.

**2005:** All-Big 12 Academic second team ... hauled in touchdown receptions against Kansas State and Texas ... season-high three catches vs. UCLA and Baylor ... receiving yardage bests were 41 against UCLA, 39 against Baylor ... fifth leading receiver on the team, tops among the tight ends.

**2004:** Four of his six catches came over the last four games ... had a 24-yard touchdown reception at A&M ... season-high two catches at Baylor ... All-Big 12 Academic.

**2003:** Redshirted.

**High School:** A top-35 athlete nationally by two recruiting services ... No. 24 quarterback in the nation by *SuperPrep* ... started at quarterback as a junior and senior and at tight end as a sophomore ... team went 12-2 his senior year with district and bi-district championships for a second consecutive year ... passed for 1,626 yards and rushed for 897 as a senior ... completed 82-of-168 passes and tossed 12 touchdowns in his final prep season ... also rushed for nine TDs and averaged 6.6 yards per carry ... coached by his father ... a hurdler on the track and field team ... qualified for the state meet in the 110 meter hurdles.

**The Wrap-up:** Born Jan. 30, 1985 ... his brother, Matt, played defensive back at Nebraska ... son of Mickey and Patty Finley ... sociology major ... needs just 20 yards to crack OU's career top 10 for receiving yards by a tight end ... already ranks No. 7 in catches with 39.

# THE SOONERS



## 15 DOMINIQUE FRANKS

TULSA, OKLA.  
UNION HIGH SCHOOL

|    |      |     |       |
|----|------|-----|-------|
| DB | 5-11 | 183 | FR-RS |
|----|------|-----|-------|

**2006:** Redshirted

**High School:** *Tulsa World* Oklahoma Player of the year ... first-team all-state by the *World* ... runner-up for state defensive player of the year by the *Oklahoman* ... KTUL Ford Award winner ... No. 26 cornerback nationally by CollegeFootballNews.com ... helped the Redskins to two 6A state titles after transferring from Owasso ... recorded seven interceptions and returned three for touchdowns as a senior ... also a return specialist who scored three touchdowns on kickoff returns during his senior season ... rushed for five touchdowns ... coached by Bill Blankenship.

**The Wrap-up:** Born October 8, 1987 ... parent: Thelma Martin ... has just 4.6% body fat and runs a 4.48 40.



## 96 DeMARCUS GRANGER

DALLAS, TEXAS  
KIMBALL HIGH SCHOOL

|    |     |     |    |
|----|-----|-----|----|
| DT | 6-3 | 300 | SO |
|----|-----|-----|----|

| Year | G-GS | UT | AT | Total | Loss  | Sacks | INT | FC | FR | PBU |
|------|------|----|----|-------|-------|-------|-----|----|----|-----|
| 2006 | 14-0 | 7  | 13 | 20    | 4.0-9 | 0-0   | 0   | 0  | 0  | 0   |

**2006:** Worked his way in to a steady rotation on the defensive interior ... season-high five tackles at Texas A&M.

**2005:** Redshirted.

**High School:** Rated the No. 11 player in the country (ESPN.com), No. 1 DT in the country (ESPN.com), No. 6 overall (CollegeFootballNews.com), No. 2 DT overall (CollegeFootballNews.com), No. 11 player in the country (Rivals.com), No. 3 player in Texas (Rivals.com), No. 9 player in the country (Scout.com) and No. 5 player in Texas (Scout.com) ... named a *Parade* All-American ... 2004 U.S. Army High School All-American ... *Dallas Morning News* Defensive Player of the Year in 2003 and 2004 ... totaled 79 tackles, including 25 for loss, and 17 sacks as a senior ... also forced 11 fumbles ... recorded 68 tackles and 17 sacks his junior year ... named Class 4A All-State and the Dallas area defensive player of the year as a junior ... clocked at 5.2 seconds in the 40-yard dash ... bench presses 405 pounds and squats 550 pounds ... coached by Darryl Jordan.

**The Wrap-up:** Son of Debra Granger ... born Sept. 4, 1986 ... his mother manages a Mexican restaurant ... enjoys electronics and cars, particularly Mustangs ... cousin of Indiana Pacers player Danny Granger.



## 18 JERMAINE GRESHAM

ARDMORE, OKLA.  
ARDMORE HIGH SCHOOL

|    |     |     |    |
|----|-----|-----|----|
| TE | 6-6 | 250 | SO |
|----|-----|-----|----|

| Year | G-GS | Rec | Yds | Avg  | TD | Long         |
|------|------|-----|-----|------|----|--------------|
| 2006 | 14-2 | 8   | 161 | 20.1 | 1  | 41 vs. Texas |

**2006:** Made a significant impact as a true freshman with eight receptions ... had one catch in eight different games ... long reception went for 41 yards against Texas ... lone touchdown was a 22-yard grab against Middle Tennessee ... his 35-yard catch on a third-and-10 play from the OU one against Nebraska launched OU's final scoring drive of the Big 12 title game, a 99-yard march ... caught a two-point conversion in the Fiesta Bowl.

**High School:** First team All-American ... *Oklahoman* and *Tulsa World* All-State First Team ... First Team Oklahoma Coaches Association All-State ... named District 5A-1 Most Valuable Player ... selected to play in the Coaches All-State Game ... caught 70 passes for 1,205 yards and 24 touchdowns his senior season ... led the Tigers to a 12-0 record before losing in the 5A semifinals ... coached by Mike Lloyd.

**The Wrap-up:** Runs a 4.6 in the 40-yard dash ... Born June 16, 1988.

2007 SEASON

COACHING STAFF

THE SOONERS

SEASON REVIEW

THE UNIVERSITY

# THE SOONERS



## 21 JACOB GUTIERREZ

SAN ANTONIO, TEXAS  
MADISON HIGH SCHOOL

|    |     |     |    |
|----|-----|-----|----|
| RB | 5-6 | 187 | SR |
|----|-----|-----|----|

| Year          | G-GS        | Rushing       | Avg.       | TD       | Lg        | Rec.       | Avg.       | TD       | Long     |
|---------------|-------------|---------------|------------|----------|-----------|------------|------------|----------|----------|
| 2005          | 11-2        | 48-254        | 5.3        | 2        | 28        | 5-11       | 2.2        | 0        | 7        |
| 2006          | 12-1        | 46-219        | 4.8        | 0        | 15        | 1-(-3)     | -0.3       | 0        | -3       |
| <b>Career</b> | <b>23-3</b> | <b>94-473</b> | <b>5.0</b> | <b>2</b> | <b>28</b> | <b>6-8</b> | <b>0.7</b> | <b>0</b> | <b>7</b> |

**2006:** Top rushing game was a seven-carry, 59-yard effort at Baylor ... drew the start in OU's win over Texas Tech ... had a long rush of 15 yards in two games ... also a regular on special teams ... credited with four tackles on special teams.

**2005:** Got a start against Baylor and responded with 30 carries for 173 yards and two touchdowns ... registered his long run of the season in that game, a 28-yarder for a touchdown ... three tackles on special teams and a blocked punt against Kansas State ... missed the Texas A&M game after suffering a dislocated right elbow at Nebraska, then tore the ACL in his left knee in the Holiday Bowl ... both injuries occurred on special teams play.

**2004:** Worked in a reserve role, but did not have any statistics.

**2003:** Redshirted.

**High School:** Offensive Player of the Year in 2002 as named by the San Antonio Quarterback Club ... two-time all-district and all-city selection ... three-year starter ... finished career with 4,507 rushing yards and 52 touchdowns ... carried the ball 189 times as a senior for 1,815 yards, caught 11 passes for 123 yards and scored 52 touchdowns ... had 1,626 yards on 213 carries and 18 touchdowns as a junior

**The Wrap-up:** Sat out spring 2006 drills while recovering from surgery ... one of six collegiate finalists for the 2006 Coach Wooden Cup, a citizenship award that was presented by Athletes For A Better World in Atlanta on Jan. 24 ... received the Youth Citizen Award, recognizing volunteerism, from the United Way of Norman and Junior League of Norman in the spring of 2005 ... bench presses 420 pounds, 95 pounds more than any other Sooner back and the fourth-highest weight on the team ... born March 13, 1984 ... son of Art and Linda Gutierrez ... majoring in sociology.



## 15 JOEY HALZLE

HUNTINGTON BEACH, CALIF.  
GOLDEN WEST COMM. COLLEGE

|    |     |     |    |
|----|-----|-----|----|
| QB | 6-3 | 198 | JR |
|----|-----|-----|----|

| Year | G-GS | Comp.-Att | Pct. | Yds | Avg  | TD | INT |
|------|------|-----------|------|-----|------|----|-----|
| 2006 | 2-0  | 1-2       | 50.0 | 15  | 15.0 | 0  | 0   |

**2006:** The backup at quarterback ... saw time in the Middle Tennessee and Iowa State games ... his passing statistics were posted against the Blue Raiders.

**Junior College:** Enrolled at OU at the beginning of the 2006 spring semester ... threw for 2,077 yards and 13 touchdowns in 10 games ... can do 21 reps on the bench at 185 pounds ... runs a 4.58 in the 40-yard dash ... coached by Ray Shackleford.

**High School:** Three-year starter in high school ... threw for 2,500 yards and 28 touchdowns as a senior ... earned first team All-Area and All-CIF honors as a senior while leading his team to the All-CIF championship ... has a 28.7-inch vertical leap.

**The Wrap-up:** Born Jan. 29, 1986 ... son of Corky and Teresa Halzle.



# THE SOONERS



## 5 NIC HARRIS

ALEXANDRIA, LA.  
ALEXANDRIA HIGH SCHOOL

|    |     |     |    |
|----|-----|-----|----|
| DB | 6-3 | 226 | JR |
|----|-----|-----|----|

| Year          | G-GS         | UT        | AT        | Total     | Loss          | Sacks         | INT      | FC       | FR       | PBU      |
|---------------|--------------|-----------|-----------|-----------|---------------|---------------|----------|----------|----------|----------|
| 2005          | 10-2         | 8         | 8         | 16        | 0.5-0         | 0.5-0         | 0        | 1        | 0        | 0        |
| 2006          | 13-8         | 40        | 28        | 68        | 7.0-42        | 2.5-11        | 4        | 0        | 0        | 8        |
| <b>Career</b> | <b>23-10</b> | <b>48</b> | <b>36</b> | <b>84</b> | <b>7.5-42</b> | <b>3.0-11</b> | <b>4</b> | <b>1</b> | <b>0</b> | <b>8</b> |

**2006:** All-Big 12 second team by the coaches ... spent much of the season in the nickel role before taking over as free safety for the last three games ... led OU with four interceptions, two of which came at Oregon ... fourth on the team in total tackles ... tackle high of eight came at Oregon ... credited with 2.5 sacks ... broke up two passes against Oklahoma State and Nebraska.

**2005:** Started the Kansas State and Texas games at free safety ... had seven tackles and one sack against KSU ... also logged seven tackles against the Longhorns and forced one fumble ... joined fellow true freshman Reggie Smith as a defensive back against the Wildcats, marking only the second time in school history that two freshmen had started in the secondary ... a mainstay on special teams units.

**High School:** Recorded 74 tackles and intercepted 11 passes, returning four for touchdowns his senior season ... led school to consecutive state playoff appearances ... named All-CENLA defensive MVP his senior year ... totaled 81 tackles and intercepted 10 passes as a junior ... owned school record with 21 interceptions and 9 interceptions returned for touchdowns... No. 11 safety in the nation (ESPN.com) ... No. 62 player in the Southeast (Scout.com) ... No. 94 player in the nation (Rivals.com) ... No. 5 safety in the nation (Rivals.com) ... No. 7 safety in the nation (CollegeFootballNews.com) ... unanimous Defensive MVP Louisiana (2004) ... All-Central Louisiana Honors (2004) ... All-State (2004)... also played wide receiver and returned punts ... clocked at 4.5 in the 40-yard dash ... honors student ... coached by Butch Stoker.

**The Wrap-up:** Born October 6, 1986 ... guardian is LaQuanda Harrell ... has held jobs at a sporting goods store, as a baseball umpire and a basketball official ... said the event that most shaped his life was, "growing up without parents" ... tied with fellow DB Dominique Franks for the lowest body fat percentage on the team at 4.6.



## 10 GARRETT HARTLEY

SOUTHLAKE, TEXAS  
CARROLL HIGH SCHOOL

|   |     |     |    |
|---|-----|-----|----|
| K | 5-9 | 198 | SR |
|---|-----|-----|----|

| Year          | G-GS         | Att.-Made    | Pct.        | Blk.     | Long                | PAT           | Pct.        |
|---------------|--------------|--------------|-------------|----------|---------------------|---------------|-------------|
| 2004          | 3-3          | 1-1          | 1.000       | 0        | 29 vs. USC          | 12-12         | 1.000       |
| 2005          | 12-12        | 14-22        | .636        | 1        | 52 vs. Texas        | 37-38         | .974        |
| 2006          | 14-14        | 19-20        | .950        | 1        | 46, twice           | 49-50         | .980        |
| <b>Career</b> | <b>29-29</b> | <b>34-43</b> | <b>.791</b> | <b>2</b> | <b>52 vs. Texas</b> | <b>98-100</b> | <b>.980</b> |

**2006:** Was one of three finalists for the Lou Groza Award and second team All-Big 12 by the coaches and Associated Press ... lone field goal miss was a blocked 44-yard attempt at Oregon ... field goal percentage of .950 set a season school record and led the nation among kickers with more than 10 attempts ... had 31 touchbacks in 78 kickoffs... scored 106 points to tie for third in OU history for kick scoring in one season ... No. 8 in career kick scoring with 200 points ... his 19 field goals for the season tie for No. 2 at OU while his career total of 34 is No. 6 ... 98 career PAT makes rank No. 9 at OU.

**2005:** Named Big 12 Special Teams Player of the Week after making all three of his field goal attempts, including one to tie the game at the end of the first overtime, against Baylor ... his 52-yarder against Texas the longest ever by a Sooner against the Longhorns ... also made a 50-yarder against Nebraska ... kicked off 67 times and had 33 touchbacks ... including squibs and sky kicks, averaged 58.5 yards on kickoffs ... had just one kickoff go out of bounds.

**2004:** Took over as the starting kicker at Baylor where he made all four of his PATs ... made all 12 of his PATs on the season ... his lone field goal attempt was a 29-yard make against Southern California in the Orange Bowl ... also had primary kickoff responsibilities after taking over the placements.

**High School:** Rated No. 2 kicker in the nation by Rivals.com ... No. 71 player in Texas (*SuperPrep*) ... named All-State by *Dallas Morning News* ... three-year starter and letterman ... set a national record for points in a career by a kicker ... established a state record for extra points in a career with 90 ... recorded a long field goal of 52 yards ... 86 percent of kickoffs went for touchbacks ... also served as the team's punter and averaged 44.3 yards per kick ... nailed 14 of his 17 field goal attempts as a junior ... hit on 11-of-13 tries in 2001 ... coached by Todd Dodge.

**The Wrap-up:** Born May 16, 1986 ... son of Bill and Cookie Hartley ... majoring in marketing.

2007 SEASON


COACHING STAFF

THE SOONERS

SEASON REVIEW

THE UNIVERSITY

# THE SOONERS



## 11 LENDY HOLMES

DALLAS, TEXAS  
SOUTH OAK CLIFF HIGH SCHOOL

|    |     |     |    |
|----|-----|-----|----|
| DB | 6-1 | 196 | JR |
|----|-----|-----|----|

| Year | G-GS | Rec | Yds | Avg | TD | Long             |
|------|------|-----|-----|-----|----|------------------|
| 2005 | 10-0 | 2   | 19  | 9.5 | 0  | 11 vs. Texas A&M |

| Year | G-GS  | UT | AT | Total | Loss   | Sacks | INT | FC | FR | PBU |
|------|-------|----|----|-------|--------|-------|-----|----|----|-----|
| 2006 | 14-11 | 24 | 18 | 42    | 6.0-19 | 1.0-9 | 1-0 | 1  | 2  | 7   |

**2006:** All-Big 12 Honorable Mention by the coaches and Associated Press ... helped solidify the secondary when he won a starting corner job ... season-high eight tackles at Texas A&M ... recovered fumbles against Middle Tennessee and Missouri ... also had an interception and three breakups at Missouri.

**2005:** Spent the season at wide receiver ... both of his receptions came against Texas A&M ... returned four kickoffs for 66 yards with a long of 29 yards against Texas ... returned seven punts for 41 yards with a long of 21 at Nebraska ... credited with one tackle ... attempted one pass (incomplete) against Texas A&M.

**2004:** Redshirted.

**High School:** A three-year letterman ... competed at eight different positions during his career including punter, kicker, quarterback, running back, wide receiver and defensive back ... also returned punts and kickoffs ... posted an 8-1 record as a starting quarterback during his career ... caught 38 passes and scored 10 touchdowns his senior year ... tossed two touchdown strikes as well ... intercepted six passes on defense ... played in only two games as a senior due to a broken collarbone ... team posted a 6-5 mark ... participated in the U.S. Army High School All-American Bowl with fellow Sooners Adrian Peterson and Marcus Walker ... caught six passes and scored two touchdowns during the Coca-Cola All-Star Game ... hauled in 38 catches for 505 yards as a junior ... also intercepted four passes on defense ... team went 3-7 in 2002 and 6-5 his sophomore year ... runs a 4.4 in the 40-yard dash ... coached by J.B. Wallace ... also a three-year letterman in basketball ... was first team all-district ... averaged 11 points, six rebounds, 4.5 assists and 2.5 assists during his junior campaign ... selected to the Midland Oilman's Classic all-tournament team as a sophomore and junior ... earned all-tournament honors at the Coca-Cola and Elite Eight tournaments in 2002.

**The Wrap-up:** Made a successful switch from receiver to cornerback in the spring of 2006 ... born Oct. 28, 1985 ... son of Lendy and Charlotte Holmes.



## 9 JUAQUIN IGLESIAS

KILLEEN, TEXAS  
KILLEEN HIGH SCHOOL

|    |     |     |    |
|----|-----|-----|----|
| WR | 6-1 | 201 | JR |
|----|-----|-----|----|

| Year | G-GS | Rec | Yds | Avg  | TD | Long              |
|------|------|-----|-----|------|----|-------------------|
| 2005 | 12-4 | 19  | 290 | 15.3 | 2  | 34 vs. TAMU, Ore. |

|               |              |           |            |             |          |                      |
|---------------|--------------|-----------|------------|-------------|----------|----------------------|
| 2006          | 14-11        | 41        | 514        | 12.5        | 2        | 37 vs. Oregon        |
| <b>Career</b> | <b>26-15</b> | <b>60</b> | <b>804</b> | <b>13.4</b> | <b>4</b> | <b>37 vs. Oregon</b> |

**2006:** Second on the team in receptions and yards ... top game came in the Fiesta Bowl when he led OU with six catches for 120 yards ... five grabs against Washington, Oregon and Texas ... touchdown receptions against Middle Tennessee and Oklahoma State ... long catch, a 37-yarder, came at Oregon ... also a potent kick returner, had an 88-yarder for a touchdown off a free kick at Baylor ... had a total of 14 returns for 363 yards and one touchdown (averaged 25.9 per return).

**2005:** Emerged as a standout as a true freshman ... caught a 21-yard pass in the second overtime to give OU a win over Baylor ... also caught a touchdown against Oklahoma State ... set season highs in receptions (5) and yards (85) in the Pacific Life Holiday Bowl ... had three receptions for 38 yards at UCLA and 62 receiving yards against Texas A&M ... one rush for a nine-yard gain at Nebraska.

**High School:** Earned all-area honors as a junior ... recorded 42 catches for 886 and 10 touchdowns as a senior ... threw two passes during his career, both for touchdowns ... also returned kicks ... named first team all-district as a senior in district 16-4A ... a starter on the basketball team where he averaged 17 points per game ... ran the 400, 800, and 1,600 relays as well ... coached by Sam Jones.

**The Wrap-up:** Runs 4.45 in the 40 ... trying to become the 22nd 1,000-yard receiver in school history ... son of Bobby and Bernita Iglesias ... father owns a barber shop ... born August 22, 1987 ... pronounced WAH-keen E-glay-C-us.

# THE SOONERS



## 2 BRIAN JACKSON

DE SOTO, TEXAS  
DE SOTO HIGH SCHOOL

|    |     |     |    |
|----|-----|-----|----|
| DB | 6-1 | 190 | SO |
|----|-----|-----|----|

| Year | G-GS | UT | AT | Total | Loss | Sacks | INT | FC | FR | PBU |
|------|------|----|----|-------|------|-------|-----|----|----|-----|
| 2006 | 5-0  | 3  | 1  | 4     | 0-0  | 0-0   | 0   | 0  | 0  | 0   |

**2006:** Played in five games with tackles in the Baylor and Nebraska games and a season-best two in the Fiesta Bowl.

**2005:** Redshirted.

**High School:** Rated the No. 17 cornerback in the nation (ESPN.com), No. 20 cornerback in the country (Rivals.com), No. 34 player Postseason Texas Top 100 (Rivals.com), No. 59 player in the state of Texas (Scout.com) and No. 61 player in the Southwest (Scout.com) ... made 35 tackles and intercepted six passes as a senior ... team posted a 9-2 mark in 2004 ... totaled 30 tackles and four picks during his senior season ... clocked at 4.5 seconds in the 40-yard dash ... competed on track and field team ... honors student ... coached by Dave Meadows.

**The Wrap-up:** Sat out spring 2006 drills after suffering a knee injury during off-season conditioning ... son of Steven Jackson and O.C. and Cathy Johnson ... his cousin, Chris Draft, is a linebacker for the Atlanta Falcons ... born May 4, 1987.



## 1 MANUEL JOHNSON

GILMER, TEXAS  
GILMER HIGH SCHOOL

|    |      |     |    |
|----|------|-----|----|
| WR | 5-11 | 177 | JR |
|----|------|-----|----|

| Year          | G-GS        | Rec       | Yds        | Avg         | TD       | Long                      |
|---------------|-------------|-----------|------------|-------------|----------|---------------------------|
| 2005          | 10-0        | 10        | 170        | 17.0        | 1        | 55 vs. Okla. State        |
| 2006          | 12-5        | 36        | 378        | 10.5        | 3        | 32 vs. Texas Tech         |
| <b>Career</b> | <b>22-5</b> | <b>46</b> | <b>548</b> | <b>11.9</b> | <b>4</b> | <b>55 vs. Okla. State</b> |

**2006:** Had a big jump in production as a sophomore ... set career highs with six receptions for 87 yards against Texas Tech ... equalled that career-best with six grabs in the Fiesta Bowl ... TD grabs against Tech, Colorado and in the Fiesta Bowl ... his long play, a 32-yard catch, came in the Tech game ... rushed twice for 13 yards with a long of nine against Texas ... missed the Baylor game due to injury.

**2005:** Speedster who made an impact as a true freshman ... had a 55-yard catch and run touchdown against Oklahoma State ... season highs with four catches and 70 yards against Baylor ... two catches for 32 yards in the Holiday Bowl ... one rush for eight yards vs. Kansas.

**High School:** Played quarterback and wide receiver ... threw for 48 career touchdowns, ran for 18 touchdowns, and caught 17 touchdowns ... set school season passing record ... No. 13 wide receiver in the nation (Rivals.com) ... No. 16 player Postseason Texas Top 100 (Rivals.com) ... No. 21 player in Texas (*SuperPrep*) ... MVP District 13-AAA (2004) ... MVP All East Texas (2004) ... first team All-State (2004) ... Dave Campbell Player of the Year (2004) ... first team All-State (2003) ... also a member of the basketball and track and field teams ... coached by Jeff Traylor.

**The Wrap-up:** Ran 4.49 in the 40 last spring ... born October 14, 1986 ... son of Manuel and Marylyn Anderson ... eats a whole bag of peanut M&Ms before every game.

2007 SEASON

COACHING STAFF

THE SOONERS

SEASON REVIEW

THE UNIVERSITY



# THE SOONERS



## 85 TIM JOHNSON

HOMewood, ILL.  
NORTHEASTERN OKLAHOMA A&M

|    |     |     |    |
|----|-----|-----|----|
| DE | 6-5 | 265 | JR |
|----|-----|-----|----|

**2006:** Redshirted

**Junior College:** Played at Northeastern Oklahoma A&M in Miami, Okla. ... rated the No. 139 JC player in the nation and No. 19 JC defensive end by CollegeFootballNews.com ... No. 71 JC player by Rivals and No. 82 by SuperPrep.

**High School:** Played his first year of organized football as a junior in high school ... one of the team leaders in tackles in 2002 and also had three sacks ... coached by Rob Green.

**The Wrap-up:** Born Oct. 13, 1985 ... parent: Julie Singleton.



## 4 MALCOLM KELLY

LONGVIEW, TEXAS  
LONGVIEW HIGH SCHOOL

|    |     |     |    |
|----|-----|-----|----|
| WR | 6-4 | 217 | JR |
|----|-----|-----|----|

| Year          | G-GS         | Rec       | Yds          | Avg         | TD        | Long                       |
|---------------|--------------|-----------|--------------|-------------|-----------|----------------------------|
| 2005          | 11-7         | 33        | 471          | 14.2        | 2         | 42 vs. Texas A&M           |
| 2006          | 14-13        | 62        | 993          | 16.0        | 10        | 73 vs. Middle Tenn.        |
| <b>Career</b> | <b>25-20</b> | <b>95</b> | <b>1,464</b> | <b>15.4</b> | <b>12</b> | <b>73 vs. Middle Tenn.</b> |

**2006:** All-Big 12 second team by the coaches and Associated Press ... led the Sooners in receptions, receiving yards and touchdown catches ... tied the school record with 11 receptions against Texas Tech ... went over 100 receiving yards in five games with a best of 164 versus Middle Tennessee, a bowl team ... set a quarter record in that game after hauling in three passes for 134 yards in the first period ... set Big 12 Championship Game records with 10 receptions and 142 yards ... also caught two TDs in the win over Nebraska ... became the fastest player in OU history to reach 1,000 career receiving yards when he did it in his 19th game (at Missouri) ... ranks No. 6 at OU for receptions in a season, No. 3 in receiving yards and No. 3 in touchdown receptions ... had at least one touchdown in seven games and two scoring catches in three ... suffered a knee injury early in the Fiesta Bowl and missed most of the game (no statistics).

**2005:** All-Big 12 honorable mention (Big 12 Coaches) ... named to *The Sporting News'* Freshman All-America honorable mention team and All-Big 12 Freshman Team ... led the Sooners in receptions and receiving yards ... season-high eight receptions at Nebraska ... caught seven passes for 79 yards in the Pacific Life Holiday Bowl ... hauled in five passes for a season-best 118 yards against Texas A&M ... had TD catches against Kansas and Texas Tech ... ended season ranked No. 3 at OU for receiving yards by a freshman and for receptions by a freshman ... became the fourth freshman in OU history to lead the team in receiving, the first since 1975.

**High School:** Caught 29 passes for 638 yards and nine touchdowns as a senior ... had 27 catches for 826 yards and six touchdowns as a junior ... three-time all-district first team selection at wide receiver ... named first team All-State his final two years ... No. 13 wide receiver (ESPN.com) ... No. 93 player in the nation (ESPN.com) ... No. 6 wide receiver in the country (Rivals.com and Scout.com) ... No. 68 player in the nation (Rivals.com) ... No. 7 Postseason Texas Top 100 (Rivals.com) ... No. 1 wide receiver in Texas (Scout.com) ... first team All-East Texas by Texas Sports Writers ... has a 38-inch vertical jump ... coached by John King.

**The Wrap-up:** Born December 30, 1986 ... son of Moses and Marva Kelly, both of whom are mechanical engineers ... ranks No. 11 in OU career receiving yards, No. 12 in recptions and No. 9 in TD catches.

# THE SOONERS



## 13 MIKE KNALL

SCOTTSDALE, ARIZ.  
SCOTTSDALE COMMUNITY COLLEGE

|   |     |     |    |
|---|-----|-----|----|
| P | 5-9 | 178 | JR |
|---|-----|-----|----|



## 79 PHIL LOADHOLT

FOUNTAIN, COLO.  
GARDEN CITY COMM. COLLEGE

|    |     |     |    |
|----|-----|-----|----|
| DE | 6-8 | 360 | JR |
|----|-----|-----|----|

| Year | G | No. | Yards | Avg. | TB | I20 |
|------|---|-----|-------|------|----|-----|
| 2006 | 8 | 11  | 369   | 33.5 | 1  | 9   |

**2006:** Oklahoma's punter on short fields ... nine of his 11 kicks were downed inside the 20 with only one touchback, none in his last 10 punts ... had three downed inside the five.

**2005:** Redshirted.

**Junior College:** Averaged 43.9 yards per punt as a freshman for the Fighting Artichokes of Scottsdale Community College.

**High School:** Earned two varsity letters as a punter and tailback for Chaparral High School in hometown of Scottsdale, Ariz. ... averaged 39.3 yards per punt as a senior ... also tallied 230 yards rushing on 26 carries and 208 yards receiving on six catches ... scored three touchdowns in his final prep season ... earned All-East Sky Region honors as a junior ... coached by Ron Estabrook.

**The Wrap-up:** Son of Phil Knall and Debbie Bell ... born April 13, 1986.

**At OU:** Enrolled at OU in January of 2007.

**Junior College:** Attended Garden City Community College in Garden City, Kan. ... two-time junior college All-American ... graded 90% as a sophomore ... Jayhawk Conference Lineman of the Year as a sophomore ... team played in the Dixie Rotary Bowl at Dixie, Utah, his freshman year ... coached by J.J. Eckert ... won the Student Support Service Award and was named to the 3.0 Student Excellence list.

**High School:** Attended Fountain High ... played tight end and defensive tackle ... had 113 tackles along with eight touchdowns as a senior ... was a team captain and a two-time all-state selection ... Colorado Springs Area Player of the Year ... coached by Mitch Johnson ... also an outstanding basketball player ... averaged 17 points, 11 rebounds and three blocks ... led his team to the state championship game ... was a state champion in the discus.

**The Wrap-up:** Born January 21, 1986 in Honolulu, Hawaii ... parents: Philip and Brenda Loadholt ... major: sociology ... was a teammate of current Sooner DB D.J. Wolfe while both were attending school in Colorado in the seventh, eighth and 10th grades.

2007 SEASON


COACHING STAFF

THE SOONERS

SEASON REVIEW

THE UNIVERSITY

# THE SOONERS



## 40 CURTIS LOFTON

KINGFISHER, OKLA.  
KINGFISHER HIGH SCHOOL

|    |     |     |    |
|----|-----|-----|----|
| LB | 6-0 | 235 | JR |
|----|-----|-----|----|

| Year          | G-GS        | UT        | AT        | Total     | Loss          | Sacks      | INT      | FC       | FR         | PBU      |
|---------------|-------------|-----------|-----------|-----------|---------------|------------|----------|----------|------------|----------|
| 2005          | 11-0        | 3         | 0         | 3         | 1.0-1         | 0-0        | 0        | 0        | 0-0        | 0        |
| 2006          | 13-4        | 20        | 17        | 37        | 4.5-10        | 0-0        | 0        | 1        | 1-0        | 0        |
| <b>Career</b> | <b>24-4</b> | <b>23</b> | <b>17</b> | <b>40</b> | <b>5.5-11</b> | <b>0-0</b> | <b>0</b> | <b>1</b> | <b>1-0</b> | <b>0</b> |

**2006:** Logged his best tackle total with seven against the Aggies ... two tackles for loss at Oklahoma State ... forced a fumble against Middle Tennessee ... recovered a fumble in the Fiesta Bowl ... ranked second on the team in special teams tackles with 10.

**2005:** Saw spot duty at middle linebacker ... got most of his action on the Sooners' special teams ... made a tackle for loss against Oklahoma State.

**High School:** Three-year letterman and starter ... also played fullback ... led team in tackles with 168 his senior year and 505 over his career ... team won the 3A state championship in 2003 and advanced to semifinals in 2004 ... rushed for 12 touchdowns as a senior ... No. 8 inside LB in the nation (ESPN.com) ... No. 2 in the Midlands (*SuperPrep* and Scout.com) ... No. 9 linebacker in the nation (Scout.com) ... No. 2 player in Oklahoma (Scout.com) ... No. 4 inside LB in the nation (Rivals.com) ... No. 62 player in the nation (Rivals.com) ... *Parade* first team All-American (2004) ... *The Oklahoman* All-State (2004) ... first team Coaches All-State 2004 ... nominated for the March of Dimes Oklahoma Headliners Banquet as one of the top scholar-athletes in the state of Oklahoma ... competed on the basketball and track teams ... honors student ... coached by Jeff Myers.

**The Wrap-up:** Benched 380 last spring to tie for No. 2 among OU's TE/LB group ... son of Terrell and LaDonna Lofton ... born June 9, 1986.



## 94 PRYCE MACON

CORPUS CHRISTI, TEXAS  
CARROLL HIGH SCHOOL

|    |     |     |       |
|----|-----|-----|-------|
| DE | 6-1 | 260 | FR-RS |
|----|-----|-----|-------|

**2006:** Redshirted

**High School:** Four-year starter ... named district defensive lineman of the year as a senior ... had 28 tackles, four tackles for loss and five and one-half sacks ... rated the No. 25 defensive tackle nationally by CollegeFootballNews.com, No. 45 by Scout ... rated the No. 33 strongside defensive end by Rivals ... earned first team all-district honors as a junior ... recorded 50 tackles, including 10 sacks, as a junior ... also had one interception and three fumble recoveries ... coached by Terry Morris.

**The Wrap-up:** Born Sept. 5, 1987 ... parents: Prince and Faryce Macon.



# THE SOONERS



## 13 MOSSIS MADU

NORMAN, OKLA.  
NORMAN HIGH SCHOOL

|    |      |     |       |
|----|------|-----|-------|
| RB | 5-11 | 190 | FR-RS |
|----|------|-----|-------|

**2006:** Redshirted

**High School:** Rushed for 1,513 yards and 25 touchdowns as a senior ... averaged 6.1 yards per carry ... also caught 23 passes for 242 yards and two touchdowns ... all-district and all-conference as a senior ... district offensive player of the year ... *Oklahoman* second team all-state ... Oklahoma Coaches Association first-team all-stater ... *Oklahoman* Big All-City team ... team MVP ... a three-year starter ... played defensive back and running back his sophomore and junior years before switching to running back full-time as a senior ... coached by Butch Peters.

**The Wrap-up:** Born Nov. 4, 1987 ... parents: Rudy and Ellen Garcia.



## 93 GERALD MCCOY

OKLAHOMA CITY, OKLA.  
SOUTHEAST HIGH SCHOOL

|    |     |     |       |
|----|-----|-----|-------|
| DT | 6-4 | 289 | FR-RS |
|----|-----|-----|-------|

**2006:** Redshirted

**High School:** National defensive player of the year by *USA Today* ... 2005 Oklahoma Gatorade Player of the Year ... named to the OCA All-State team ... All-City Athletic Conference Player of the Year ... logged 82 tackles, 20 sacks and recovered nine fumbles as a senior ... all-area, all-state and all-metro as a junior ... finished that season with 83 tackles, including 23 tackles for loss, and 20 sacks ... had one interception (returned 48 yards for a touchdown) and two fumble recoveries ... all-state by the *Oklahoman* and *Tulsa World* ... best DL by *Oklahoma Kickoff Magazine* ... played in the U.S. Army High School All-American game ... *Parade Magazine* All-American ... coached by Michael Branch.

**The Wrap-up:** Born Feb. 25, 1988 ... parents: Gerald and Patricia McCoy.



## 16 HAYS MCEACHERN

AUSTIN, TEXAS  
AUSTIN HIGH SCHOOL

|    |      |     |    |
|----|------|-----|----|
| QB | 5-11 | 180 | JR |
|----|------|-----|----|

**2006:** The holder for all placements during the season.

**2005:** Took over as the holder on placements prior to the Holiday Bowl game ... won the most inspirational walk-on and scout team player of the year awards.

**2004:** Redshirted.

**High School:** Got the starting job in the final game of his junior season ... threw for 1,800 yards and 15 touchdowns as a senior ... also played basketball (point guard) and participated in track and field (high jump) ... football coach was Steve Davis.

**The Wrap-up:** Born June 4, 1985 ... son of Randy and Jenna McEachern ... his father played quarterback at Texas and his mother was a cheerleader for the Longhorns ... his mother edited Mack Brown's first book and is also editing his second ... both of his grandfathers played Division I football (paternal at TCU, maternal at North Texas) and both were high school coaches ... majoring in film and video studies.

2007 SEASON

COACHING STAFF

THE SOONERS

SEASON REVIEW

THE UNIVERSITY

# THE SOONERS



## 89 CORDERO MOORE

MESQUITE, TEXAS  
HORN HIGH SCHOOL

|    |     |     |    |
|----|-----|-----|----|
| DT | 6-2 | 297 | SO |
|----|-----|-----|----|

**2006:** Worked in a reserve role.

**2005:** Redshirted.

**High School:** Three-year starter and letterman ... played tight end and defensive end ... totaled 95 tackles and 6.5 sacks in 2004 ... recorded 14 tackles for loss during his senior year ... runs a 4.9 40-yard dash ... bench pressed 320 pounds and squats 400 pounds ... also a standout basketball player ... coached by Don Payne.

**The Wrap-up:** Born September 14, 1986 ... son of Roderick and Bernadine Moore ... mother is a highway patrol sergeant ... father played football at Tennessee-Chattanooga.



## 88 ERIC MENSIK

ROSENBERG, TEXAS  
TERRY HIGH SCHOOL

|    |     |     |       |
|----|-----|-----|-------|
| TE | 6-5 | 248 | FR-RS |
|----|-----|-----|-------|

**2006:** Redshirted

**High School:** Two-year starter ... senior team captain ... had 17 catches for 359 yards and four touchdowns as a senior ... had a long of 44 yards ... led Rangers to their most successful season ever as the team averaged more than 50 points per game ... rated the No. 25 tight end in the nation by Rivals and was a PrepStar All-Region pick ... played deep snapper, too ... unanimous District 24 4A selection at tight end ... THSCA 4A Academic All-Stater ... named to the all-area team ... also lettered in baseball and basketball ... coached by Tim Teykl.

**The Wrap-up:** Born Dec. 18, 1987 ... parents: Cletus and Margie Mensik.



## 77 SHERRONE MOORE

DERBY, KAN.  
BUTLER COUNTY COMM. COLLEGE

|    |     |     |    |
|----|-----|-----|----|
| OL | 6-3 | 297 | SR |
|----|-----|-----|----|

**2006:** Played in a backup role at guard in five games.

**Junior College:** Enrolled at mid-year during the 2005-06 school year ... two-year starter at Butler County Community College ... helped Butler to two conference titles and a 20-3 record in two seasons ... second team all-conference selection ... four-star pick by Scout.com ... ran the 40-yard dash in 5.2 seconds ... attended Derby High School in Derby, Kan ... coached by Troy Morrell.

**The Wrap-up:** Born Feb. 3, 1986 ... son of Michael and Debra-Ann Moore.



## 7 DeMARCO MURRAY

LAS VEGAS, NEV.  
BISHOP GORMAN HIGH SCHOOL


|    |     |     |       |
|----|-----|-----|-------|
| RB | 6-0 | 191 | FR-RS |
|----|-----|-----|-------|

**2006:** Redshirted

**High School:** Named 2005 Sunset Region Offensive Player of the Year ... earned all-state honors in 2005 and was an all-conference pick three consecutive years ... rushed for 1,947 yards and 27 touchdowns in his senior season ... also caught 22 passes for 724 yards and seven touchdowns ... had 64 tackles, three sacks and two interceptions while playing defensive back ... played in the U.S. Army High School All-American game ... led his high school basketball team to a 2005 state title ... was a top-30 basketball recruit as well ... coached by David White.

**The Wrap-up:** Born February 12, 1988 ... parent: Kevin Murray ... logged a 4.43 (team best) 40 time and a 41-inch (second to Jonathan Nelson) vertical jump during winter testing.

# THE SOONERS



## 4 JONATHAN NELSON

MANSFIELD, TEXAS  
SUMMITT HIGH SCHOOL

|    |      |     |       |
|----|------|-----|-------|
| DB | 5-11 | 176 | FR-RS |
|----|------|-----|-------|

**2006:** Redshirted

**High School:** A three-year starter at cornerback ... recorded only one interception and a handful of break-ups during his senior season when opponents stayed away from his side of the field ... rated the No. 10 cornerback and the No. 112 player in the nation by ESPN ... helped the Jaguars to a 9-4 record in the 4-5A district ... made 40 tackles, one interception and four fumble recoveries as a junior ... also a standout sprinter on the track team ... coached by Kyle Geller.

**The Wrap-up:** Born May 6, 1988 ... parents: Brian and Pamela Nelson ... team-best 41.5-inch vertical jump in winter testing.



## 6 KEITH NICHOL

LOWELL, MICH.  
LOWELL HIGH SCHOOL

|    |     |     |    |
|----|-----|-----|----|
| QB | 6-2 | 180 | FR |
|----|-----|-----|----|

**At OU:** Enrolled in January after completing his high school degree in December.

**High School:** Three-year starter ... as a senior, completed 118-of-185 passes for 2,225 yards with 31 touchdowns and six interceptions ... he also rushed 121 times for 1,075 yards and 19 touchdowns ... had two interceptions while playing cornerback ... Gatorade Player of the Year ... Associated Press Player of the Year in 2005 ... named to the *Detroit News* Dream Team ... three-time all-state pick ... 2004 team won a state championship ... in his career, he rushed for 3,100 yards and 58 touchdowns, while throwing for 6,550 yards and 76 TD ... coached by Noel Dean.

**The Wrap-up:** Born December 24, 1988 ... parents: Gary and Patrice Nichol ... undecided on a major, but leaning towards business or pre-law.



## 23 ALLEN PATRICK

CONWAY, S.C.  
INDEPENDENCE COMM. COLLEGE

|    |     |     |    |
|----|-----|-----|----|
| RB | 6-0 | 191 | SR |
|----|-----|-----|----|

| Year          | G-GS        | Att.       | Yds.       | Avg.       | TD       | Rec.     | Yds.     | TD       | KO-Yds.     | Tack.    |
|---------------|-------------|------------|------------|------------|----------|----------|----------|----------|-------------|----------|
| 2005          | 11-0        | 25         | 136        | 5.5        | 2        | 4        | 8        | 0        | 4-69        | 8        |
| 2006          | 12-4        | 169        | 761        | 4.5        | 4        | 0        | 0        | 0        | 0-0         | 0        |
| <b>Career</b> | <b>23-4</b> | <b>194</b> | <b>897</b> | <b>4.6</b> | <b>6</b> | <b>4</b> | <b>8</b> | <b>0</b> | <b>4-69</b> | <b>8</b> |

**2006:** All-Big 12 honorable mention by the Big 12 coaches and Associated Press ... became the starter after Adrian Peterson was injured, then missed the Texas Tech and Baylor games due to injury ... exceeded 100 yards in four games with a best of 173 on 32 carries at Texas A&M ... long rush of 65 yards went for a touchdown on the first snap of the second half at Oklahoma State ... a standout on special teams before taking on a central role as a running back ... was credited with four tackles.

**2005:** Converted from defensive back to running back early in the season ... got his first carries in game four vs. Kansas State ... carried 15 times for 49 yards against Baylor ... had three attempts for 42 yards, including a 28-yard touchdown, against Texas A&M ... logged three carries for 31 yards in the Oklahoma State game and scored the first touchdown of the game on a 27-yard sprint ... two of his four receptions came in the Kansas game ... his longest catch, a 12-yarder, came against Baylor ... had four kickoff returns for 69 yards with a long of 31 against Oregon in the Holiday Bowl ... credited with eight tackles and one fumble recovery (Baylor) as a special teams standout.

**Junior College:** No. 14 player in the JC Top 25 (Rivals.com) ... No. 23 JUCO player in the nation (CollegeFootballNews.com) ... first team Jayhawk All-Conference (2004) ... preseason All-American by J.C. Gridwire (2004) ... sat out most of his sophomore season at Independence (Kan.) Community College with a broken fibula and received a medical hardship.

**High School:** Attended Conway High School in Conway, S.C. ... played defensive back, running back and kick returner ... recorded 105 tackles and four sacks as a senior ... rushed for 681 yards and seven touchdowns on 103 carries ... averaged 33 yards per return, including a 92-yard kickoff return for a touchdown ... first team All-State (2003) ... participated in 2002 Shrine Bowl ... coached by David Ward.

**The Wrap-up:** Ran 4.46 second in the 40-yard dash in winter drills ... his 4.9% body fat is third lowest on the team ... also logged the best vertical jump on the team at 37.5 inches ... son of Veronica Bromell and Roland Patrick ... has worked with his father in brick masonry ... born February 15, 1984.

2007 SEASON

COACHING STAFF

THE SOONERS

SEASON REVIEW

THE UNIVERSITY



# THE SOONERS



## 51 DEMARRIO PLEASANT

LEWISVILLE, TEXAS  
LEWISVILLE HIGH SCHOOL

|    |     |     |    |
|----|-----|-----|----|
| LB | 6-2 | 231 | SR |
|----|-----|-----|----|

| Year          | G-GS        | UT        | AT       | Total     | Loss         | Sacks        | INT        | FC       | FR         | PBU      |
|---------------|-------------|-----------|----------|-----------|--------------|--------------|------------|----------|------------|----------|
| 2004          | 12-0        | 2         | 1        | 3         | 0-0          | 0-0          | 0-0        | 0        | 0-0        | 0        |
| 2005          | 7-1         | 9         | 1        | 10        | 2.0-5        | 1.0-4        | 0-0        | 0        | 0-0        | 0        |
| 2006          | 13-4        | 6         | 5        | 11        | 0-0          | 0-0          | 0-0        | 0        | 2-0        | 0        |
| <b>Career</b> | <b>32-5</b> | <b>17</b> | <b>7</b> | <b>24</b> | <b>2.0-5</b> | <b>1.0-4</b> | <b>0-0</b> | <b>0</b> | <b>2-0</b> | <b>0</b> |

**2006:** Started at strongside linebacker against UAB and Middle Tennessee ... suffered a torn finger tendon in the Iowa State game, but missed only one contest (Colorado) ... tackle best of three against Texas ... recovered fumbles against Washington and Baylor.

**2005:** Started at strong side linebacker at UCLA for the injured Clint Ingram ... responded with 10 tackles, nine of which were unassisted ... also had two tackles for loss in that game and one sack for minus-four yards.

**2004:** Got two of his three tackles at Oklahoma State ... saw action in 13 games.

**2003:** Redshirted.

**High School:** Consensus top-10 linebacker in the nation by major recruiting services ... Top 100 Dream Team by *PrepStar* ... U.S. Army All-American ... District 7-5A Defensive Player of the Year ... twice named first team all-district ... lettered three years and was a starter for two and one-half seasons ... made 138 tackles, including 10 for loss, four sacks and two fumble recoveries during his senior campaign ... recorded 88 tackles, 12 for loss, and two interceptions as a junior ... coached by Ronnie Gage ... competed on the basketball team.

**The Wrap-up:** Logged a vertical of 36.5 inches last spring ... born Oct. 11, 1984 ... son of Dwayne and Susan Pleasant ... sociology major ... his cousin, Erwin Swiney, played college ball at Nebraska before moving on to the Green Bay Packers.



## 49 IAN PLEASANT

ALEXANDRIA, VA.  
WEST HILLS COMMUNITY COLLEGE

|    |      |     |    |
|----|------|-----|----|
| FB | 5-10 | 215 | SR |
|----|------|-----|----|

| Year | G-GS | Rushing | Avg. | TD | Lg | Rec. | Avg. | TD | Long |
|------|------|---------|------|----|----|------|------|----|------|
| 2006 | 12-1 | -       | -    | -  | -  | 2-13 | 6.5  | 0  | 11   |

**2006:** Saw some time at fullback, but played most extensively on special teams ... caught two passes, both at Oregon.

**2005:** Redshirted.

**Junior College:** Played at West Hills in Coalinga, Calif., ... started at linebacker both years ... First Team All-Valley Conference as a sophomore, honorable mention as a freshman ... team won the Graffiti Bowl ... coached by Mark Gritton.

**High School:** Three-year starter at linebacker for Hayfield Secondary School, Alexandria, Va. ... his senior year shortened due to the D.C., sniper attacks ... finished with 180 career tackles, 80 assisted, eight sacks and one interception...played fullback for one game... two rushes for 33 yards, two receptions for 80 yards ... honorable mention 2001/02 all-metro (Virginia, D.C. and Maryland) ... all-district first team on defense as a junior and senior and second team all-region ...coach was Billy Pugh.

**The Wrap-up:** Joined the team in the spring of 2005 ... born June 22, 1984 ... son of Mike Pleasant, a former OU player and track & field conference champion, and Lori Higgins ... his stepfather is Frank Higgins ... played nine seasons of hockey prior to high school and then again recreationally during high school ... majoring in sociology.

# THE SOONERS



## 10 MICHAEL REED

VERO BEACH, FLA.  
YUBA COLLEGE

|    |     |     |    |
|----|-----|-----|----|
| LB | 6-1 | 250 | JR |
|----|-----|-----|----|

**2006:** Enrolled at OU in January of 2007.

**Junior College:** Played two seasons at Yuba College in Marysville, Calif. ... sophomore team won the Bay Valley Conference and district titles ... the 49ers were 6-5 overall, 4-1 in league play and champions of the Holiday Bowl with a 29-8 win over Monterey Peninsula ... named Bay Valley Conference MVP ... J.C. Gridwire All-American ... a California All-State junior college team selection ... set a school record with 90 tackles on the season ... committed to OU before his sophomore season ... all-conference as a freshman when his team also won the league championship... coached by Ted Hoal.

**High School:** Attended Vero Beach High School in Vero Beach, Fla. ... four-year letterman ... all-state pick as a senior when he had 50 tackles and 23 touchdowns at middle linebacker and running back, respectively ... finished his career with 233 tackles ... coached by Billy Livings.

**The Wrap-up:** Born August 20, 1984 ... parents: Eddie and Willimaie Reed ... has seven brothers ... majoring in sociology.



## 8 RYAN REYNOLDS

LAS VEGAS, NEV.  
BISHOP GORMON ACADEMY

|    |     |     |    |
|----|-----|-----|----|
| LB | 6-1 | 237 | SO |
|----|-----|-----|----|

| Year | G-GS | UT | AT | Total | Loss | Sacks | INT | FC | FR  | PBU |
|------|------|----|----|-------|------|-------|-----|----|-----|-----|
| 2005 | 9-0  | 1  | 2  | 3     | 0-0  | 0-0   | 0-0 | 0  | 0-0 | 0   |

**2006:** Missed the season after suffering a knee injury during off-season drills ... redshirted.

**2005:** True freshman who saw most of his snaps on special teams ... logged tackles against Tulsa, Nebraska and Oklahoma State.

**High School:** Four-year letterman ... played linebacker, defensive back, tight end and fullback ... had 94 tackles and six sacks as senior ... recorded 96 tackles and six sacks as junior ... ran for a career-best 393 yards as junior ... No. 30 player in the nation (ESPN.com) ... No. 2 linebacker in the nation (ESPN.com) ... No. 7 player in the Northwest (Scout.com) ... No. 2 outside LB in the nation (Rivals.com) ... No. 26 player in the nation (Rivals.com) ... No. 1 Postseason Nevada Top 10 (Rivals.com) ... No. 24 overall (CollegeFootballNews.com) ... No. 3 LB overall (CollegeFootballNews.com) ... *USA Today* First Team All-American (2004) ... Nevada's Gatorade Player of the Year (2004) ... played in 2005 U.S. Army All-American game ... clocked at 4.57 in the 40-yard dash ... honors student ... state high school wrestling champion and five-time national Judo champion ... coached by David White.

**The Wrap-up:** Suffered a torn ACL just after the completion of spring practice ... son of Craig and Barbara Reynolds ... born September 20, 1986 ... held a part-time job at his parents' boat rental company.

2007 SEASON

COACHING STAFF

THE SOONERS

SEASON REVIEW

THE UNIVERSITY

# THE SOONERS



## 72 GEORGE ROBINSON

ATLANTA, GA.  
WASHINGTON HIGH SCHOOL

|    |     |     |    |
|----|-----|-----|----|
| OL | 6-5 | 330 | JR |
|----|-----|-----|----|

**2006:** All-Big 12 honorable mention by the coaches and Associated Press ... graded at 76% for the season ... top grade was 84% at Oklahoma State ... notched 108 knockdown blocks on the season with a best of 12 against Oregon and Oklahoma State ... had the highest snap count on the line with 809.

**2005:** Played in 10 games, mostly at left guard as a true freshman ... saw some action at left tackle early in the season.

**High School:** Three-year starter at offensive tackle ... recorded 87 pancake blocks and graded 91 percent ... named to the Super 11 by the *Atlanta Journal Constitution* in 2004 ... played nose tackle in goal line situations ... coached by Rodney Cofield.

**The Wrap-up:** Versatile performer who can play guard or tackle ... born October 10, 1986 ... son of Wanda Bryant and George Robinson ... guardians are Connie Bryant and Clifford Austin ... worked as a hawkker selling programs and peanuts at Atlanta Braves games ... great nephew of singer/songwriter Smokey Robinson ... has visited Australia.



## 30 LAMONT ROBINSON

SALEM, N.J.  
SALEM HIGH SCHOOL

|    |     |     |    |
|----|-----|-----|----|
| LB | 6-0 | 227 | SO |
|----|-----|-----|----|

| Year | G-GS | UT | AT | Total | Loss | Sacks | INT | FC | FR  | PBU |
|------|------|----|----|-------|------|-------|-----|----|-----|-----|
| 2006 | 9-0  | 1  | 2  | 3     | 0-0  | 0-0   | 0-0 | 0  | 0-0 | 0   |

**2006:** Worked in a reserve role.

**2005:** Redshirted.

**High School:** Four-year letterman ... recorded 34 tackles and one sack his senior year after recovering from an off-season automobile accident in which he suffered fractures to neck vertebrae ... posted 95 tackles, six sacks, and eight caused fumbles as a junior ... totaled 80 tackles and four sacks as a sophomore ... started at defensive end his freshman year ... had 49 tackles and three sacks ... honor student ... coached by Dave Lindenmuth ... runs a 4.6 40-yard dash.

**The Wrap-up:** Born February 8, 1987 ... son of Myria Robinson and Craig Parsley ... was in a serious automobile accident in May 2004 -- he broke two vertebrae in his neck and required 60-70 stitches on his back, face, nose and eye socket ... once attended a 10-day football camp in Hawaii ... his uncle, Damion Johnson, was an offensive lineman at Kansas State and then later with the New York Giants.



## 52 DEREK SHAW

SAND SPRINGS, OKLA.  
CHARLES PAGE HIGH SCHOOL

|    |     |     |    |
|----|-----|-----|----|
| DS | 6-1 | 210 | SO |
|----|-----|-----|----|

**2006:** Handled all of the long snaps for OU in his true freshman season ... credited with a tackle against Washington.

**High School:** Played tight end, safety and deep snapper ... three-year starter ... special teams player of the year on his team as a senior ... all-district defensive back as a senior as well.

**The Wrap-up:** Born: June 21, 1988 ... Parents: John and Pam Shaw ... member of the Osage and Ponca tribes.



# THE SOONERS



## 74 BRIAN SIMMONS

RALEIGH, N.C.  
HARGRAVE ACADEMY

|    |     |     |    |
|----|-----|-----|----|
| OL | 6-4 | 293 | SO |
|----|-----|-----|----|

**2006:** Saw action in seven games for 74 snaps as a backup guard ... credited with 10 knockdowns, including three at Missouri ... missed all of the preseason drills and the first three games after an off-season weightlifting accident.

**2005:** Redshirted.

**High School:** Recorded 32 tackles, eight for loss, and three sacks in 2004 ... saw limited action due to finger injury ... played at Southeast Raleigh (N.C.) High School prior to Hargrave ... coached by Robert Puntry.

**The Wrap-up:** Moved from defensive tackle to the offensive line in the spring of 2006 and immediately impressed the offensive staff ... ran the 40 in 4.95 last spring ... his cousin, Cedric, is on the roster of the NBA's OKC/New Orleans Hornets and was a former standout at NC State... born March 16, 1985 ... was born with club foot deformity (wears a size 15 right shoe, a size 18 left).



## 3 REGGIE SMITH

EDMOND, OKLA.  
SANTA FE HIGH SCHOOL

|    |     |     |    |
|----|-----|-----|----|
| DB | 6-1 | 197 | JR |
|----|-----|-----|----|

| Year          | G-GS         | UT        | AT        | Total     | Loss         | Sacks      | INT          | FC       | FR         | PBU       |
|---------------|--------------|-----------|-----------|-----------|--------------|------------|--------------|----------|------------|-----------|
| 2005          | 12-10        | 30        | 17        | 47        | 2.0-4        | 0-0        | 2-14         | 0        | 1-0        | 3         |
| 2006          | 14-13        | 30        | 11        | 40        | 2.5-5        | 0-0        | 3-94         | 0        | 1-8        | 8         |
| <b>Career</b> | <b>26-23</b> | <b>60</b> | <b>28</b> | <b>87</b> | <b>4.5-9</b> | <b>0-0</b> | <b>5-108</b> | <b>0</b> | <b>2-8</b> | <b>11</b> |

**2006:** All-Big 12 first team by the Associated Press, second team by the coaches ... was honorable mention as a return specialist on the coaches' team ... started the first three games at cornerback before moving to the strong safety position ... did not start against Colorado due to injury ... two of his three interceptions came at Baylor ... returned one 42 yards for a touchdown against the Bears and had another that covered 52 yards to set up another Sooner TD ... also intercepted a pass against Nebraska ... tackle best of seven came at Oregon ... three PBU at Baylor ... had 33 of the team's 34 punt returns on the season... had a 61-yarder for a touchdown against Middle Tennessee ... returned Washington punter Sean Douglas' school-record 82-yard punt 62 yards ... returned 37 punts for 287 yards, an average of 7.8 per return (No. 8 in the Big 12) ... returned 12 kickoffs for 271 yards (22.6 per return) with a long of 55 yards at Oregon ... caught one pass, a 12-yarder, against Washington.

**2005:** Named to *The Sporting News'* Freshman All-America and All-Big 12 Freshman teams ... started the last nine games at strong safety ... posted interceptions against Kansas State and Texas A&M ... recovered a fumble in the Baylor game ... tackle best of eight vs. Nebraska and Texas A&M ... had seven tackles in the Holiday Bowl win over Oregon.

**High School:** Four-year starter ... played WR, RB and DB ... made 63 tackles and intercepted six passes (two returned for touchdowns) as a senior ... rushed the ball 122 times for 935 yards and nine TDs ... caught 47 passes for 607 yards and eight TDs his senior year ... registered 73 tackles and nine INTs in 2003 ... scored 20 offensive TDs as a junior ... led Edmond Santa Fe to 6A championship game as a junior ... finished his career with 28 INTs ... No. 4 cornerback in the nation (ESPN.com) ... No. 1 player in the Midlands (Scout.com) ... No. 5 cornerback in the nation (Rivals.com) ... No. 4 CB nation (CollegeFootballNews.com) ... 2005 U.S. Army High School All-American ... *USA Today* First Team All-American ... *The Oklahoman* All-State in 2003 and 2004 ... *The Oklahoman* Player of the Year for 2003 ... runs the 40 in 4.47 seconds ... competed on the basketball and track and field teams ... honors student ... coached by Dan Cocannouer.

**The Wrap-up:** An outstanding athlete ... converted from strong safety to cornerback in the spring of 2006 ... had a 36.5-inch vertical leap last spring ... summer jobs have included working in a sporting goods store, as a janitor and at an amusement park ... born Sept. 13, 1986 ... son of Reginald and Brenda Smith.

2007 SEASON





COACHING STAFF

THE SOONERS


SEASON REVIEW

THE UNIVERSITY

# THE SOONERS

|   | <div>81 FRED STRONG</div> <div>AUSTIN, TEXAS<br/>STEPHEN F. AUSTIN HIGH SCHOOL</div> <div><div>WR</div><div>6-1</div><div>197</div><div>JR</div></div>   |    | <div>80 ADRON TENNELL</div> <div>IRVING, TEXAS<br/>STEPHEN F. AUSTIN HIGH SCHOOL</div> <div><div>WR</div><div>6-4</div><div>184</div><div>SO</div></div>   |      |     |                   |      |      |     |   |    |     |   |                   |  |   |      |      |     |     |     |    |      |      |      |   |    |      |   |                 |  |
|--|--|--|--|------|-----|-------------------|------|------|-----|---|----|-----|---|-------------------|--|---|------|------|-----|-----|-----|----|------|------|------|---|----|------|---|-----------------|--|
| <table><tr><th>Year</th><th>G-GS</th><th>Rec</th><th>Yds</th><th>Avg</th><th>TD</th><th>Long</th></tr><tr><td>2006</td><td>9-2</td><td>9</td><td>73</td><td>8.1</td><td>0</td><td>25 vs. Washington</td></tr></table>  | Year   | G-GS   | Rec  | Yds  | Avg | TD                | Long | 2006 | 9-2 | 9 | 73 | 8.1 | 0 | 25 vs. Washington | <p><b>2006:</b> Played in nine games and drew a start against Washington ... had a season-high four grabs for 45 yards against the Huskies ... three receptions for 27 yards against UAB.</p> <p><b>2005:</b> Worked in a reserve role.</p> <p><b>2004:</b> Redshirted.</p> <p><b>High School:</b> A two-year starter and three-year letterman ... also played at free safety ... had 40 catches for 885 yards and 10 touchdowns in 2003 ... averaged 22.1 yards per catch in his final season ... voted the team's top receiver ... team posted a record of 5-5 ... had 35 catches for 770 yards and eight scores during his junior year.</p> <p><b>The Wrap-up:</b> Excelled in the spring of 2006 ... has run the 40-yard dash in 4.5 seconds ... coached by Steve Davis ... also competed on the basketball and track and field teams ... born March 24, 1986 ... Parent: Loretta Griffin.</p> | <table><tr><th>Year</th><th>G-GS</th><th>Rec</th><th>Yds</th><th>Avg</th><th>TD</th><th>Long</th></tr><tr><td>2006</td><td>12-0</td><td>2</td><td>26</td><td>13.0</td><td>0</td><td>15 vs. Nebraska</td></tr></table> | Year | G-GS | Rec | Yds | Avg | TD | Long | 2006 | 12-0 | 2 | 26 | 13.0 | 0 | 15 vs. Nebraska | <p><b>2006:</b> Played in 12 games as a true freshman ... caught one pass for 11 yards against Middle Tennessee and another for 15 against Nebraska.</p> <p><b>High School:</b> All-Metroplex by the <i>Dallas Morning News</i> ... Elite 11 by <i>Fort Worth Star-Telegram</i> ... honorable mention all-state ... earned all-district honors as a senior ... named team MVP ... nominated for the Oil Bowl ... participated in the state track meet in the triple jump ... academic all-district ... finished his senior season with more than 1,000 yards receiving... rushed for 1,127 yards his senior season... also one of the top basketball players in Texas ... played in the U.S. Army High School All-American game ... caught nine touchdown passes as a junior ... runs the 40-yard dash in 4.43 seconds ... coached by Jim Bennett.</p> <p><b>The Wrap-up:</b> Born Sept. 11, 1987... Parents: Dexter and Debora Tennell.</p> |
| Year   | G-GS   | Rec  | Yds  | Avg  | TD  | Long              |      |      |     |   |    |     |   |                   |  |   |      |      |     |     |     |    |      |      |      |   |    |      |   |                 |  |
| 2006   | 9-2  | 9  | 73   | 8.1  | 0   | 25 vs. Washington |      |      |     |   |    |     |   |                   |  |   |      |      |     |     |     |    |      |      |      |   |    |      |   |                 |  |
| Year   | G-GS   | Rec  | Yds  | Avg  | TD  | Long              |      |      |     |   |    |     |   |                   |  |   |      |      |     |     |     |    |      |      |      |   |    |      |   |                 |  |
| 2006   | 12-0   | 2  | 26   | 13.0 | 0   | 15 vs. Nebraska   |      |      |     |   |    |     |   |                   |  |   |      |      |     |     |     |    |      |      |      |   |    |      |   |                 |  |
|   | <div>86 ADRIAN TAYLOR</div> <div>MANSFIELD, TEXAS<br/>MANSFIELD HIGH SCHOOL</div> <div><div>DT</div><div>6-4</div><div>293</div><div>FR-RS</div></div>   |  | <div>73 BRANDON WALKER</div> <div>DETROIT, MICH.<br/>COFFEYVILLE COMMUNITY COLLEGE</div> <div><div>OL</div><div>6-3</div><div>306</div><div>JR</div></div> |      |     |                   |      |      |     |   |    |     |   |                   |  |   |      |      |     |     |     |    |      |      |      |   |    |      |   |                 |  |
| <p><b>2006:</b> Redshirted</p> <p><b>High School:</b> District IV-5A Defensive Player of the Year as a junior and senior ... named to the All-Arlington first team ... team defensive MVP ... logged 50 tackles, including six for loss, and a fumble recovery as a senior ... caught a touchdown pass and blocked two punts as well ... logged 63 tackles and seven sacks as a junior ... member of the player's council team leadership group ... three-year starter and a senior captain ... coached by Kirk Thor.</p> <p><b>The Wrap-up:</b> Born June 21, 1988 ... parents: Adrian and Tina Taylor.</p> | <p><b>2006:</b> The season-long starter at right guard ... had the highest knockdown total for the season at 125, including a best of 19 against Texas ... graded at 76% for the season with a high mark of 83% against Colorado.</p> <p><b>Junior College:</b> Earned first team AJCA and NJCAA All-America honors in 2005 ... named Offensive Lineman of the Year in the Kansas Jayhawk Conference ... four-star pick by Scout.com ... graded at 77% over the course of the 2005 season ... coached by Jeff Leiker.</p> <p><b>The Wrap-up:</b> Runs the 40-yard dash in 5.28 seconds ... born Dec. 26, 1985.</p> |  |  |      |     |                   |      |      |     |   |    |     |   |                   |  |   |      |      |     |     |     |    |      |      |      |   |    |      |   |                 |  |

# THE SOONERS



## 24 MARCUS WALKER

WACO, TEXAS  
WACO HIGH SCHOOL

|    |      |     |    |
|----|------|-----|----|
| DB | 5-11 | 192 | SR |
|----|------|-----|----|

| Year          | G-GS         | UT        | AT        | Total     | Loss         | Sacks        | INT         | FC       | FR         | PBU       |
|---------------|--------------|-----------|-----------|-----------|--------------|--------------|-------------|----------|------------|-----------|
| 2004          | 5-4          | 10        | 4         | 14        | 0-0          | 0-0          | 0-0         | 0        | 0-0        | 1         |
| 2005          | 6-0          | 3         | 5         | 8         | 0-0          | 0-0          | 0-0         | 0        | 0-0        | 0         |
| 2006          | 14-11        | 19        | 13        | 30        | 0.5-2        | 0.5-2        | 3-56        | 1        | 0-0        | 9         |
| <b>Career</b> | <b>25-15</b> | <b>32</b> | <b>22</b> | <b>52</b> | <b>0.5-2</b> | <b>0.5-2</b> | <b>3-56</b> | <b>1</b> | <b>0-0</b> | <b>10</b> |


**2006:** All-Big 12 second team by the coaches, honorable mention by Associated Press ... took over as a starter in game four ... had interceptions against Missouri, Texas A&M and in the Fiesta Bowl (33-yard touchdown) ... took the pick back 19 yards against the Aggies to set up a field goal ... tackle best of five at Missouri ... tops on the team with nine pass deflections ... broke up four passes at Oregon ... forced a fumble against Nebraska.

**2005:** All-Big 12 Academic second team ... bothered by a dislocated shoulder during preseason drills ... rebounded to play in eight games ... season-best three tackles against TCU.

**2004:** Came out of his redshirt in game nine at A&M ... five tackles in first start vs. Nebraska ... started the last four games of the season.

**High School:** Rated the No. 35 player in the nation (Insiders.com) ... No. 9 player in Texas (*SuperPrep*) ... No. 3 corner in the nation (Insiders.com) ... three-year starter ... recorded 30 tackles and caused two fumbles as a senior ... allowed just one pass completion in 25 attempts ... returned two kickoffs for 67 yards ... participated in U.S. Army High School All-American Game with Sooner signees Lendy Holmes and Adrian Peterson ... made 39 stops and returned one kickoff for 24 yards in 2002 when team posted an 11-1 record and reached the area finals ... coached by Johnny Tusa ... first-team academic all-district honors in 2003 and 2002 and second-team mention as a sophomore.

**The Wrap-up:** Sat out the spring of 2006 while recovering from shoulder surgery ... has been clocked at 4.4 in the 40 ... born May 23, 1986 ... son of Marquitha Walker ... has collected all his shoe boxes since the sixth grade -- favorite pair is the Kevin Garnett style he got in the eighth grade.



## 41 DARIEN WILLIAMS

MESQUITE, TEXAS  
NORTH MESQUITE HIGH SCHOOL

|    |     |     |    |
|----|-----|-----|----|
| DB | 6-0 | 197 | SR |
|----|-----|-----|----|

| Year          | G-GS         | UT        | AT        | Total      | Loss          | Sacks         | INT      | FC       | FR         | PBU      |
|---------------|--------------|-----------|-----------|------------|---------------|---------------|----------|----------|------------|----------|
| 2004          | 7-0          | 1         | 0         | 1          | 0-0           | 0-0           | 0        | 0        | 0-0        | 1        |
| 2005          | 11-4         | 27        | 16        | 43         | 0.5-1         | 0-0           | 0        | 0        | 1-0        | 0        |
| 2006          | 12-11        | 40        | 27        | 67         | 4.5-24        | 2.0-18        | 1        | 2        | 1-0        | 4        |
| <b>Career</b> | <b>30-15</b> | <b>68</b> | <b>43</b> | <b>111</b> | <b>5.0-25</b> | <b>2.0-18</b> | <b>1</b> | <b>2</b> | <b>2-0</b> | <b>5</b> |

**2006:** All-Big 12 honorable mention by the Coaches and Associated Press ... started the first 11 games at free safety before missing the Oklahoma State game with an injury ... played in a backup role in the Big 12 Championship ... had the highest tackle total of the season by any Sooner with 13 against Washington ... had nine stops each against Iowa State and Texas A&M ... had a 35-yard interception return against Iowa State ... recovered a fumble at Oregon ... forced fumbles in the UAB and Missouri games.

**2005:** Started the last three games and the Holiday Bowl at free safety and played extensively throughout the season ... tackle best of 11 at Texas Tech ... had 10 tackles at UCLA ... six stops in the bowl game ... recovered a fumble against Kansas State.

**2004:** Played in a reserve role and logged one tackle against Houston ... broke up a pass against Kansas.

**2003:** Redshirted.

**High School:** No. 10 safety in the country by Rivals.com ... first team all-district defensive back and running back ... selected to play in the DFW Coca-Cola All-Star Game ... recorded 49 tackles, caused one fumble, recovered one fumble and had one interception in 11 games as a senior ... scored six touchdowns on 20 carries and rushed for 411 yards as a senior ... coached by Steve Bragg.

**The Wrap-up:** Ran a 4.48 40 and benched 325 pounds during spring 2006 testing ... born Nov. 20, 1984 ... son of Leonard and Terri Williams ... sociology major ... suffered a broken jaw, but survived a serious car accident when he was eight -- car rolled eight times, "The only reason I lived was because I was wearing my seat belt." ... wears No. 41 because his mother picked it for him in little league ... his uncle, Carl Richardson, played in the NFL for Miami and the Houston Oilers.

2007 SEASON

COACHING STAFF


THE SOONERS

SEASON REVIEW

THE UNIVERSITY



# THE SOONERS



## 98 JOHN WILLIAMS

HOUSTON, TEXAS  
LAMAR HIGH SCHOOL

|    |     |     |    |
|----|-----|-----|----|
| DE | 6-5 | 249 | SR |
|----|-----|-----|----|

| Year          | G-GS       | UT       | AT       | Total    | Loss          | Sacks         | INT      | FC       | FR         | PBU      |
|---------------|------------|----------|----------|----------|---------------|---------------|----------|----------|------------|----------|
| 2005          | 1-1        | 3        | 1        | 4        | 1.0-10        | 1.0-10        | 0        | 0        | 1-0        | 0        |
| 2006          | 8-0        | 3        | 1        | 4        | 0-0           | 0-0           | 0        | 0        | 0-0        | 0        |
| <b>Career</b> | <b>9-1</b> | <b>6</b> | <b>2</b> | <b>8</b> | <b>1.0-10</b> | <b>1.0-10</b> | <b>0</b> | <b>0</b> | <b>1-0</b> | <b>0</b> |

**2006:** Played in eight games in his first season off knee surgery ... season-high two tackles against Texas.

**2005:** Appeared to be primed for a big season, then suffered a torn ACL in the opener against TCU and was lost for the season ... had four tackles, a sack and a fumble recovery before suffering the injury ... one of two defensive ends, the other being Larry Birdine, who was projected for significant playing time only to be lost to injury.

**2004:** Reserve defensive end.

**2003:** Redshirted.

**High School:** Defensive Player of the Year by the *Houston Chronicle* ... twice named all-district ... three-year starter at defensive end ... considered one of the top 50 players at his position by several recruiting services ... team went 9-3 in his final season ... made 57 stops, including 20 for loss, and recovered a fumble and forced a fumble in 2002 ... led the team in sacks with 14 ... coached by Tom Knowlen.

**The Wrap-up:** Missed 2006 spring practices while recovering from surgery ... born April 20, 1985 ... son of John and Annie Williams ... communication major ... cousin of Derrick Johnson (former Texas linebacker), Michael Johnson (world class sprinter), Dwight Johnson (former San Francisco 49er), Ben Emmanuel (former Atlanta Falcon) and Kevin Emmanuel (former Dallas Cowboy).



## 71 TRENT WILLIAMS

LONGVIEW, TEXAS  
LONGVIEW HIGH SCHOOL


|    |     |     |    |
|----|-----|-----|----|
| OL | 6-5 | 321 | SO |
|----|-----|-----|----|

**2006:** Named to *The Sporting News*' Freshman All-America second team ... became the starter just before the Missouri game after Brannndon Braxton went down with a broken leg, then started the last six games ... played 462 snaps ... had 75 knockdowns, including 15 against Texas A&M ... posted his best grade of the season, 85%, against Texas Tech.

**High School:** Unanimous first team all-district as a senior ... first team All-East Texas ... second team Texas All-State ... played in the Max Emfinger All-Star game ... first team Preseason SuperPrep team ... Named second team all-district 12-5A as a junior ... coached by John King.

**The Wrap-up:** Born July 19, 1988 ... parents: Freddie and Veronica Williams.

# THE SOONERS



## 25 D.J. WOLFE

LAWTON, OKLA.  
EISENHOWER HIGH SCHOOL

|    |     |     |    |
|----|-----|-----|----|
| DB | 6-0 | 196 | SR |
|----|-----|-----|----|

| Year          | G-GS         | UT        | AT        | Total     | Loss          | Sacks        | INT         | FC       | FR       | PBU       |
|---------------|--------------|-----------|-----------|-----------|---------------|--------------|-------------|----------|----------|-----------|
| 2005          | 12-11        | 45        | 20        | 65        | 3.5-11        | 1.5-3        | 2-65        | 2        | 0        | 10        |
| 2006          | 14-3         | 10        | 8         | 18        | 0.5-1         | 0-0          | 1-4         | 0        | 1        | 3         |
| <b>Career</b> | <b>26-14</b> | <b>55</b> | <b>28</b> | <b>83</b> | <b>4.0-12</b> | <b>1.5-3</b> | <b>3-69</b> | <b>2</b> | <b>1</b> | <b>13</b> |

| Year | G-GS | Rushing | Avg. | TD | Lg | Rec. | Avg. | TD | Long |
|------|------|---------|------|----|----|------|------|----|------|
| 2004 | 13-0 | 25-109  | 4.3  | 0  | 31 | 3-29 | 9.7  | 0  | 27   |

**2006:** Posted his season high of four tackles in the UAB and Texas games ... started games one, two and four at cornerback ... recovered a fumble against UAB ... picked off a pass against Nebraska.

**2005:** All-Big 12 honorable mention (Big 12 Coaches, AP) ... excelled at corner in his first season in the secondary (converted from running back in the spring of 2005) ... No. 3 on the team and tops among the defensive backs with 65 tackles ... picked off two interceptions, including one that he returned 65 yards for a touchdown against Kansas ... led the team with 10 pass break-ups ... tackle best was 12 against Tulsa ... had sacks against Tulsa and Kansas State ... forced fumbles against Tulsa and Texas Tech ... deflected three passes at Nebraska.

**2004:** One of only four true freshmen to play during the season ... saw his most extensive action with 13 rushes for 63 yards against Houston -- ripped off a season-long run of 31 yards against the Cougars ... also had two of his three receptions for the season, and a season-long grab of 27 yards, in that game ... three tackles on special teams.

**High School:** A four-year letterman and starter ... rushed for 2,974 yards on 357 carries for 39 touchdowns during his career ... caught 25 passes for 523 yards and 10 scores during his three seasons ... recorded 1,601 yards on 195 attempts and 17 touchdowns on the ground as a senior ... also hauled in 14 catches for 268 yards and six touchdowns ... intercepted one pass on defense ... helped lead team to a 9-3 record ... served as a team captain as a senior ... rushed for 1,334 yards on 158 carries for 22 touchdowns during his junior campaign ... dependable receiver who caught 11 passes for 255 yards and four scores ... also used in kickoff return situations where he totaled 413 yards on 15 returns for an average of 27.5 yards per return ... transferred from Colorado after his freshman year ... clocked at 4.4 in the 40-yard dash ... coached by Bill Whiteley ... competed on the track and field team where he anchored the 4x100 relay team that placed second in the state ... also finished fourth in the state in the long jump in 2003.

**The Wrap-up:** Ran a 4.48 40 in spring 2006 testing ... involved in summer Fellowship of Christian Athlete camps ... born Jan. 20, 1986 ... son of Paul and Myrna Adams.



## 45 DANE ZASLAW

EDMOND, OKLA.  
MEMORIAL HIGH SCHOOL

|    |     |     |    |
|----|-----|-----|----|
| FB | 6-1 | 237 | SR |
|----|-----|-----|----|

| Year | G-GS | Rushing | Avg. | TD | Lg | Rec. | Avg. | TD | Long |
|------|------|---------|------|----|----|------|------|----|------|
| 2006 | 9-1  | -       | -    | -  | -  | 6-68 | 11.3 | 0  | 17   |

**2006:** Saw his most extensive action as a Sooner ... had two receptions each against Colorado and Texas Tech ... his long reception was a 17-yarder in the Tech game ... also recorded a 16-yard grab against Oklahoma State.

**2005:** Played in a backup role.

**2004:** Was sidelined by injury most of the season.

**2003:** Redshirted.

**High School:** Ranked among the top 15 linebackers in the country ... No. 1 linebacker in Oklahoma and the No. 4 player in Oklahoma overall by Rivals.com ... three-year starter ... played linebacker, defensive end, fullback and punter ... started his last two years at middle linebacker ... had 250 tackles and 12 sacks in his final two seasons ... had 121 tackles (40 UT, 81 AT), six tackles for loss, two sacks, three fumble recoveries and three passes broken up as a senior ... returned one fumble and one interception for a touchdown ... had 63 carries for 301 yards and three TDs as an I-Back ... averaged 37.5 yards on 40 punts ... had the No. 2 punting average in the state as a junior at 41.5.

**The Wrap-up:** Born Sept. 11, 1984 ... son of James and Candace Zaslav ... management major.

2007 SEASON

COACHING STAFF





















THE SOONERS

SEASON REVIEW

THE UNIVERSITY

# THE SOONERS

7 NATIONAL CHAMPIONSHIPS 40 CONFERENCE CHAMPIONSHIPS 24 BOWL CHAMPIONSHIPS 142 ALL-AMERICANS 63 NATIONAL AWARD WINNERS

|   |  |   |   |
|---|--|---|---|
|    | <b>84 RYAN ALLGOOD</b><br>GROVE, OKLA.   GROVE HIGH SCHOOL<br>TE   6-4   245   FR (RS)           |    | <b>57 BROCK HESSE</b><br>MESQUITE, TEXAS   POTEET HIGH SCHOOL<br>LB   5-10   204   SO         |
|    | <b>20 ROCKY ANDERSON</b><br>CONCORDIA, KAN.   CONCORDIA HIGH SCHOOL<br>RB   5-11   187   FR (RS) |    | <b>64 ZACH HOWARD</b><br>SHAWNEE, OKLA.   SHAWNEE HIGH SCHOOL<br>OL   6-0   250   FR (RS)     |
|    | <b>27 GARRETT BOTHUN</b><br>ROWLETT, TEXAS   ROWLETT HIGH SCHOOL<br>WR   5-9   173   SR          |    | <b>63 NOAH HUGHEY</b><br>EL RENO, OKLA.   REDLAND COMMUNITY COLLEGE<br>OL   6-3   270   SO    |
|    | <b>46 T.C. BREAD</b><br>NORMAN, OKLA.   NORMAN HIGH SCHOOL<br>LB   6-3   225   FR                |    | <b>36 JOHNNIE JAMES</b><br>JENKS, OKLA.   JENKS HIGH SCHOOL<br>DB   6-1   190   FR-RS         |
|   | <b>18 CORTNEY CARTER</b><br>DALLAS, TEXAS   DUNCANVILLE HIGH SCHOOL<br>DB   5-10   180   JR      |   | <b>62 TOLA JIMOH</b><br>TULSA, OKLA.   UNION HIGH SCHOOL<br>DE   6-0   228   SO               |
|  | <b>43 CHRIS CROSLIN</b><br>NOBLE, OKLA.   NOBLE HIGH SCHOOL<br>DB   6-0   205   FR               |  | <b>55 KYLE JOHNSON</b><br>KONAWA, OKLA.   KONAWA HIGH SCHOOL<br>DS   6-3   230   JR           |
|  | <b>39 COLLIN COX</b><br>ROWLETT, TEXAS   ROWLETT HIGH SCHOOL<br>WR   6-2   187   SO              |  | <b>37 MATTHEW MORELAND</b><br>TULSA, OKLA.   BISHOP KELLY HIGH SCHOOL<br>K   6-1   195   FR   |
|  | <b>22 RUSSELL ENGLISH</b><br>DALLAS, TEXAS   HIGHLAND PARK HIGH SCHOOL<br>WR   5-10   170   JR   |  | <b>5 JOHN NIMMO</b><br>PONCA CITY, OKLA.   PONCA CITY HIGH SCHOOL<br>QB   6-1   190   FR (RS) |
|  | <b>41 DEREK GOVE</b><br>CARROLLTON, TEXAS   CREEKVIEW HIGH SCHOOL<br>RB   5-9   185   FR (RS)    |  | <b>54 TOMMY TAGGART</b><br>EULESS, TEXAS   TRINITY HIGH SCHOOL<br>DT   6-3   306   JR         |
|  | <b>13 MICHAEL HAYES</b><br>ALTUS, OKLA.   ALTUS HIGH SCHOOL<br>DB   5-10   190   FR (RS)         |  | <b>14 CARTER WHITSON</b><br>SHAWNEE, OKLA.   SHAWNEE HIGH SCHOOL<br>WR   5-11   190   SO      |



# FALL NEWCOMERS

2007 SEASON

COACHING STAFF

THE SOONERS

SEASON REVIEW

THE UNIVERSITY

## FRANK ALEXANDER

BATON ROUGE, LA. | SOUTHERN LAB SCHOOL • DE | 6-5 | 235 | FR

Had 76 tackles and a team-leading 13 sacks his senior year ... four year starter ... also saw time on offense as a tight-end ... named first team all-state ... selected for all-district and all-metro teams ... chosen to the East Meets West All-American game ... all-district on both sides of the ball his junior season ... bench presses 315 and squats 430 pounds ... runs a 4.7 40-yard dash ... parents: Frank and Juanita Alexander ... coached by Michael Roach ... born Dec. 17, 1989.

No. 8 weak side defensive end of 2007 (Rivals.com)  
No. 10 player overall in Louisiana Top 40 of 2007 (Rivals.com)  
No. 32 tight end in the country (Scout.com)

## DAVID ANDERSON

LAWTON, OKLA. | MACARTHUR HIGH SCHOOL • DE | 6-5 | 220 | FR

Had 82 tackles, two fumbles caused and recovered as a senior... also had 12 QB hurries and 11 sacks ... named second-team all-state by *The Oklahoman* ... first-team all-state by Coaches Association ... All-district in class 5A-1 ... *Lawton Constitution* all-area ... all-district in basketball and third in the state meet in the 110 meter high hurdles ... coached by Ernie Manning ... parent: Alicia Scott ... born Oct. 26, 1989.

## RYAN BROYLES

NORMAN, OKLA. | NORMAN HS • WR | 6-0 | 170 | FR

Recorded 44 receptions for 908 yards and eight TDs as a senior ... averaged 20.6 yards per catch ... also rushed for 345 yards and 12 TD during the same season ... scored touchdowns as a RB, receiver and kick returner ... as a defensive back, he logged 73 tackles and six interceptions ... for his career, he had 79 receptions for 1,688 yards and 18 TDs to go with 157 tackles and 20 interceptions ... named to the 6A-2 All-District team ... chosen for the All-America Offense-Defense Bowl ... named to Oklahoma Coaches Association All-State Team ... clocked at 4.51 in the 40 ... first-team all-state by the *Tulsa World* and *Oklahoman* ... parents: Edward and Stephanie Moore ... coached by Butch Peters ... born April 9, 1988.

No. 23 cornerback in the nation (Scout.com)  
No. 11 cornerback in the nation (Rivals.com)  
No. 4 overall player in Oklahoma

## JONTE BUMPUS

MUSKOGEE, OKLA. | MUSKOGEE HIGH SCHOOL • DE | 6-4 | 220 | FR

Recorded 92 tackles and nine sacks as a senior in Oklahoma's 6A Class ... also recorded 10 tackles for loss, nine forced passes, and three fumble recoveries ... named first-team all-state by *The Oklahoman* and *Tulsa World* ... defensive lineman of the year in district 6A-4 ... collected 96 tackles and four sacks as a junior ... also a track and field athlete ... parent: Vida Bumpus ... coached by Matt Hennesy ... born Dec. 12, 1988.

No. 32 defensive end in the nation (Scout.com)  
No. 30 weak side defensive end in the nation (Rivals.com)  
No. 8 in Oklahoma top 30 of 2007 (Rivals.com)

## JAMELL FLEMING

ARLINGTON, TEXAS | JUAN SEGUIN HIGH SCHOOL • CB | 5-11 | 187 | FR

Shutdown corner at Seguin where he received first team all-district honors as a senior ... caught 29 passes for 481 yards and four touchdowns his senior season ... Second Team Associated Press All-State ... APSE Class 4A first team all-state ... 34-inch vertical leap ... played in All-American Offense-Defense Bowl in Florida ... bench presses 320 and squats 375 pounds ... runs a 4.56 40-yard dash ... coached by Ricky Albus ... parents: Ralph and Sharon Fleming ... born May 5, 1989.

No. 47 cornerback in the nation (Scout.com)  
No. 12 cornerback in the nation (Rivals.com)  
No. 35 player overall in Texas Top 100 of 2007 (Rivals.com)

## JASON HANNAN

WAXAHACHIE, TEXAS | WAXAHACHIE HIGH SCHOOL • OL | 6-3 | 270 | FR

Never allowed a sack in three years as a starter... had 118 pancake blocks his senior season ... team captain in both his junior and senior seasons ... named second-team all-state his senior year ... three-time all-district in Texas class 4A ... selected for Offense-Defense All-American Bowl in Florida ... earned first-team all-district honors as a sophomore and junior ... runs a 5.48 40-yard dash ... bench presses 345 and squats 515 pounds ... parents: Chuck and Debbie Hannan ... coached by David Ream ... born Feb. 8, 1989.

No. 14 center in the nation (Scout.com)  
No. 1 center in the nation (Rivals.com)  
No. 23 player overall in Texas Top 100 (Rivals.com)

## DESMOND JACKSON

SEGUIN, TEXAS | SEGUIN HIGH SCHOOL • DB | 5-11 | 187 | FR

Recorded 86 tackles and three interceptions as a senior ... ran three kickoffs and two punt returns back for touchdowns ... recorded eight receptions for 210 yards and one TD ... selected to play in Offense-Defense Bowl in Florida ... chosen to play in the Austin Wrangler's Lone Star Arena Football Classic and selected for the Oil Bowl ... voted first team all-area ... seven interceptions, six taken back for touchdowns as a junior ... All-San Antonio selection as a junior ... runs a 4.5 40-yard dash ... bench presses 305 and squats 425 pounds ... grandson of Melanie Bruns ... coached by Jim Carson ... born April 3, 1989.

No. 21 safety in the nation (Scout.com)  
No. 14 safety in the nation (Rivals.com)  
No. 39 overall player in Texas Top 100 (Rivals.com)

# FALL NEWCOMERS

## TRAVIS LEWIS

SAN ANTONIO, TEXAS | ROBERT E. LEE HIGH SCHOOL • LB | 6-2 | 220 | FR

Played linebacker and running back in high school ... rushed for 1,436 yards on 222 carries with nine touchdowns as a senior ... also caught 10 passes for 108 yards and a score ... selected to the U.S. Army All-American game ... named all-area and all-metro as a senior ... all-district and invited to the Army All-American combine and Nike Camp as a junior ... in 2005 he rushed 109 times for 577 yards over a four-game stretch ... all-district as a junior ... runs a 4.34 40-yard dash ... benches 335 and squats 515 pounds ... coached by Jimmy Ramos ... parents: James Lewis and Dori Schwartz ... born Jan. 15, 1988.

No. 10 MLB in the nation (Scout.com)

No. 20 outside linebacker (Rivals.com)

No. 37 overall player in Texas Top 100 2007 (Rivals.com)

## SAM PROCTOR

PEARLAND, TEXAS | PEARLAND HIGH SCHOOL • ATH | 6-0 | 202 | FR

Ran 221 times for 1,658 yards and 19 touchdowns as a senior ... also completed 42 of 82 passes for 456 yards and four TDs ... played on defense twice, both times recording a tackle ... helped lead his high school to the state semifinal in Texas class 5A ... senior team captain ... named offensive MVP by his teammates ... selected to play in the All-Greater Houston football game ... runs a 4.6 40-yard dash ... coached by Tony Heath ... parent: Yolanda Proctor ... born Sept. 5, 1988.

No. 35 athlete in the county (Rivals.com)

No. 44 player overall in Texas Top 100 of 2007 (Rivals.com)

## DONALD STEPHENSON

BLUE SPRINGS, MO. | BLUE SPRINGS HIGH SCHOOL • OL | 6-6 | 275 | FR

Played in first three games but broken toe injury kept him from out of action until the playoffs ... transferred to Blue Springs from Central High School in Kansas City where he was named all-league as a junior ... bench presses 375 and squats 500 pounds ... runs a 5.0 40-yard dash ... coached by Kelly Donohoe ... parents: Donald Ramey and Ethel Stephenson ... born Sept. 30, 1988.

No. 7 overall player in Missouri Top 30 (Rivals.com)

No. 34 offensive tackle in the nation (Rivals.com)

## JIMMY STEVENS

OKLAHOMA CITY, OKLA. | HERITAGE HALL HIGH SCHOOL • K | 5-6 | 170 | FR

His 50 career field goals (50-77) set national high school record ... scored 18 points in one game as a junior ... connected on 125 consecutive extra points ... career-long field goal of 52 yards as a senior ... went 10-25 as a senior with most of his misses coming beyond 50 yards ... tied national season record with 22 field goals as a junior ... first team all-state kicker by *Tulsa World*, and first-team punter by *The Oklahoman* ... Parade All-Americans ... All-USA by *USA Today* ... selected to East Meets West All-American football game ... all-state by Oklahoma Coaches Association ... runs a 40-yard dash in 4.6 seconds ... coached by Andy Bogert ... parents: Jim and Colleen Stevens ... born June 16, 1989.

No. 13 kicker in the nation (Rivals.com)

No. 13 player overall in Oklahoma Top 30 (Rivals.com)

No. 11 kicker in the country (Scout.com)

## TYLER STRADFORD

NEW ORLEANS, LA. | O. PERRY WALKER SCHOOL • WR | 6-3 | 180 | FR

Caught 27 catches for 483 yards and six TDs as a senior ... also saw playing time at cornerback and safety where he recorded five interceptions ... named all-district and All-West Bank after senior season ... all-area selection in Louisiana as a junior ... saw time on the field as a kick returner, running back three kickoffs for TD and had a 41-yard return average ... also was team's punt returner ... runs a 4.41 40-yard dash ... coached by Skip Lamothe ... parent: Chalondra Stradford ... born May 5, 1988.

No. 56 wide receiver in the country (Rivals.com)

No. 23 player overall in Louisiana Top 40 of 2007 (Rivals.com)

## LONDELL TAYLOR

VIAN, OKLA. | VIAN HIGH SCHOOL • ATH | 6-3 | 215 | FR

Played on offense, defense and special teams ... caught 47 passes for 1,171 yards and 16 touchdowns as a wide receiver his senior year ... also ran 12 times for 11 yards and a TD ... picked off nine passes on defense, taking four of them back for touchdowns ... recorded 52 tackles ... also scored a touchdown by running back a kickoff ... selected all-state by the Coaches Association ... named first team all-state on defense by the *Tulsa World* ... named third team all-state on offense by *The Oklahoman* ... co-offensive player of the year in District 2A-6 ... coached by Brandon Tyler ... parents: Londell and Sandra Taylor ... born Sept. 13, 1988.

## ALEX WILLIAMS

NEW ORLEANS, LA. | O. PERRY WALKER SCHOOL • OL | 6-5 | 300 | FR

Recorded 16 pancake blocks his senior year ... gave up two sacks his freshman year, and did not allowed one since ... named all-district, All-West Bank team and all-metro his season year ... named honorable mention all-state after his senior season ... missed entire junior season because of Hurricane Katrina forced him to move to a school without a football program ... all-state in basketball his junior year while not playing football ... bench presses 325 and squats 495 pounds ... runs a 5.1 40-yard dash ... coached by Skip Lamothe ... parent: Nicole Williams ... born March 10, 1988.

No. 58 offensive tackle in the nation (Scout.com)

No. 54 offensive tacking in the country (Rivals.com)

No. 24 overall player in Louisiana Top 40 of 2007 (Rivals.com)

## COREY WILSON

CARROLLTON, TEXAS | CREEKVIEW HIGH SCHOOL • WR | 6-0 | 185 | FR

Rushed 31 times for 234 yards and three touchdowns as a senior ... caught 18 passes for 343 yards and four touchdowns, averaging 20 yards per catch ... rushed 31 times for three touchdowns as a running back ... also was the team's punt and kickoff returner ... awarded all-district honors at wide receiver after senior year ... named special teams player of the year in his district ... brother of former Sooner wide receiver Travis Wilson ... bench presses 240 and squats 350 pounds ... runs a 4.47 40-yard dash ... coached by Gary Childress ... parents: Charles and Wendy Wilson ... born Oct. 5, 1988.

No. 42 receiver in the nation (Scout.com)

No. 34 wide receiver in the nation (Rivals.com)

No. 23 overall player in Texas Top 100 (Rivals.com)

# SEASON REVIEW



2007 SEASON

COACHING STAFF

THE SOONERS

SEASON REVIEW

THE UNIVERSITY



# TEAM STATISTICS

## Schedule & Results

| Date     | Opponent           | W/L | Score      | Time | Attendance |
|----------|--------------------|-----|------------|------|------------|
| Sept. 2  | UAB                | W   | 24-17      | 3:16 | 84,555     |
| Sept. 9  | Washington         | W   | 37-20      | 3:32 | 84,577     |
| Sept. 16 | at Oregon          | L   | 33-34      | 3:54 | 59,269     |
| Sept. 23 | Middle Tenn.       | W   | 59-0       | 2:43 | 84,326     |
| *Oct. 7  | Texas <sup>A</sup> | L   | 10-28      | 3:12 | 76,260     |
| *Oct. 14 | Iowa State         | W   | 34-9       | 2:58 | 84,152     |
| *Oct. 21 | Colorado           | W   | 24-3       | 2:54 | 84,443     |
| *Oct. 28 | at Missouri        | W   | 26-10      | 3:15 | 62,045     |
| *Nov. 4  | at Texas A&M       | W   | 17-16      | 3:09 | 85,697     |
| *Nov. 11 | Texas Tech         | W   | 34-24      | 3:19 | 85,313     |
| *Nov. 18 | at Baylor          | W   | 36-10      | 2:56 | 31,221     |
| *Nov. 25 | at Okla. State     | W   | 27-21      | 3:02 | 42,819     |
| +Dec. 4  | Nebraska           | W   | 21-7       | 3:40 | 80,031     |
| &Jan. 1  | Boise State        | L   | 42-43 (ot) | 3:58 | 73,719     |

<sup>A</sup> at Cotton Bowl in Dallas, Texas


+ Big 12 Championship Game at Arrowhead Stadium in Kansas City, Mo.

\* Conference Game

&Tostitos Fiesta Bowl

## Score by Quarters

|           | 1   | 2  | 3   | 4  | OT | Total |
|-----------|-----|----|-----|----|----|-------|
| Oklahoma  | 130 | 82 | 119 | 86 | 7  | 424   |
| Opponents | 54  | 47 | 40  | 58 | 8  | 242   |



ALLEN PATRICK

## Team Statistics

|                              | Oklahoma        | Opponent   |
|------------------------------|-----------------|------------|
| SCORING.....                 | 424.....        | 242        |
| Points Per Game.....         | 30.3.....       | 17.3       |
| FIRST DOWNS.....             | 257.....        | 209        |
| Rushing.....                 | 110.....        | 85         |
| Passing.....                 | 131.....        | 116        |
| Penalty.....                 | 16.....         | 8          |
| RUSHING YARDAGE.....         | 2480.....       | 1382       |
| Yards gained rushing.....    | 2740.....       | 1820       |
| Yards lost rushing.....      | 260.....        | 438        |
| Rushing Attempts.....        | 557.....        | 424        |
| Average Per Rush.....        | 4.5.....        | 3.3        |
| Average Per Game.....        | 177.1.....      | 98.7       |
| TDs Rushing.....             | 25.....         | 10         |
| PASSING YARDAGE.....         | 2682.....       | 2638       |
| Att-Comp-Int.....            | 340-205-11..... | 434-225-18 |
| Average Per Pass.....        | 7.9.....        | 6.1        |
| Average Per Catch.....       | 13.1.....       | 11.7       |
| Average Per Game.....        | 191.6.....      | 188.4      |
| TDs Passing.....             | 22.....         | 15         |
| TOTAL OFFENSE.....           | 5162.....       | 4020       |
| Total Plays.....             | 897.....        | 858        |
| Average Per Play.....        | 5.8.....        | 4.7        |
| Average Per Game.....        | 368.7.....      | 287.1      |
| KICK RETURNS: #-YARDS.....   | 37-844.....     | 49-853     |
| PUNT RETURNS: #-YARDS.....   | 38-299.....     | 20-83      |
| INT RETURNS: #-YARDS.....    | 18-223.....     | 11-132     |
| KICK RETURN AVERAGE.....     | 22.8.....       | 17.4       |
| PUNT RETURN AVERAGE.....     | 7.9.....        | 4.2        |
| INT RETURN AVERAGE.....      | 12.4.....       | 12.0       |
| FUMBLES-LOST.....            | 33-22.....      | 23-14      |
| PENALTIES-YARDS.....         | 69-521.....     | 77-579     |
| Average Per Game.....        | 37.2.....       | 41.4       |
| PUNTS-YARDS.....             | 62-2460.....    | 85-3409    |
| Average Per Punt.....        | 39.7.....       | 40.1       |
| Net punt average.....        | 36.7.....       | 36.1       |
| TIME OF POSSESSION/GAME..... | 31:38.....      | 28:22      |
| 3RD-DOWN CONVERSIONS.....    | 71/177.....     | 58/192     |
| 3rd-Down Pct.....            | 40%.....        | 30%        |
| 4TH-DOWN CONVERSIONS.....    | 7/11.....       | 10/22      |
| 4th-Down Pct.....            | 64%.....        | 45%        |
| SACKS BY-YARDS.....          | 26-203.....     | 16-106     |
| MISC YARDS.....              | 0.....          | 0          |
| TOUCHDOWNS SCORED.....       | 52.....         | 29         |
| FIELD GOALS-ATTEMPTS.....    | 19-20.....      | 12-17      |
| ON-SIDE KICKS.....           | 0-1.....        | 2-3        |
| RED-ZONE SCORES.....         | 49-52 94%.....  | 25-33 76%  |
| RED-ZONE TOUCHDOWNS.....     | 33-52 63%.....  | 16-33 48%  |
| PAT-ATTEMPTS.....            | 49-50 98%.....  | 28-28 100% |
| ATTENDANCE.....              | 587397.....     | 281051     |
| Games/Avg Per Game.....      | 7/83914.....    | 5/56210    |
| Neutral Site Games.....      | 2/74990.....    |            |

# TEAM STATISTICS

2007 SEASON

COACHING STAFF

THE SOONERS

SEASON REVIEW

THE UNIVERSITY

## Rushing

|           | GP | Att | Gain | Loss | Net  | Avg  | TD | Long | Avg/G |
|-----------|----|-----|------|------|------|------|----|------|-------|
| Peterson  | 7  | 188 | 1071 | 59   | 1012 | 5.4  | 12 | 53   | 144.6 |
| Patrick   | 12 | 169 | 789  | 28   | 761  | 4.5  | 4  | 65   | 63.4  |
| Brown     | 5  | 70  | 355  | 12   | 343  | 4.9  | 6  | 40   | 68.6  |
| Gutierrez | 13 | 46  | 226  | 7    | 219  | 4.8  | 0  | 15   | 16.8  |
| Thompson  | 14 | 71  | 275  | 124  | 151  | 2.1  | 3  | 27   | 10.8  |
| Johnson   | 12 | 2   | 13   | 0    | 13   | 6.5  | 0  | 9    | 1.1   |
| Iglesias  | 14 | 2   | 6    | 0    | 6    | 3.0  | 0  | 4    | 0.4   |
| Strong    | 9  | 1   | 5    | 0    | 5    | 5.0  | 0  | 5    | 0.6   |
| TEAM      | 10 | 8   | 0    | 30   | -30  | -3.8 | 0  | 0    | -3.0  |

|                  |           |            |             |            |             |            |           |           |              |
|------------------|-----------|------------|-------------|------------|-------------|------------|-----------|-----------|--------------|
| <b>Total</b>     | <b>14</b> | <b>557</b> | <b>2740</b> | <b>260</b> | <b>2480</b> | <b>4.5</b> | <b>25</b> | <b>65</b> | <b>177.1</b> |
| <b>Opponents</b> | <b>14</b> | <b>424</b> | <b>1820</b> | <b>438</b> | <b>1382</b> | <b>3.3</b> | <b>10</b> | <b>58</b> | <b>98.7</b>  |

## Passing

|           | GP | Eff.   | Cmp-Att-Int | Pct  | Yds  | TD | Lng | Avg/G |
|-----------|----|--------|-------------|------|------|----|-----|-------|
| Thompson  | 14 | 142.45 | 204-336-11  | 60.7 | 2667 | 22 | 73  | 190.5 |
| Halzle    | 2  | 113.00 | 1-2-0       | 50.0 | 15   | 0  | 15  | 7.5   |
| McEachern | 13 | 0.00   | 0-1-0       | 0.0  | 0    | 0  | 0   | 0.0   |
| TEAM      | 10 | 0.00   | 0-1-0       | 0.0  | 0    | 0  | 0   | 0.0   |

|                  |           |               |                   |             |             |           |           |              |
|------------------|-----------|---------------|-------------------|-------------|-------------|-----------|-----------|--------------|
| <b>Total</b>     | <b>14</b> | <b>141.44</b> | <b>205-340-11</b> | <b>60.3</b> | <b>2682</b> | <b>22</b> | <b>73</b> | <b>191.6</b> |
| <b>Opponents</b> | <b>14</b> | <b>106.01</b> | <b>225-434-18</b> | <b>51.8</b> | <b>2638</b> | <b>15</b> | <b>67</b> | <b>188.4</b> |

## Receiving

|             | GP | No. | Yds | Avg  | TD | Long | Avg/G |
|-------------|----|-----|-----|------|----|------|-------|
| Kelly       | 14 | 62  | 993 | 16.0 | 10 | 73   | 70.9  |
| Iglesias    | 14 | 41  | 514 | 12.5 | 2  | 37   | 36.7  |
| Johnson     | 12 | 36  | 378 | 10.5 | 3  | 32   | 31.5  |
| Finley      | 14 | 19  | 241 | 12.7 | 3  | 36   | 17.2  |
| Peterson    | 7  | 10  | 136 | 13.6 | 1  | 69   | 19.4  |
| Strong      | 9  | 9   | 73  | 8.1  | 0  | 25   | 8.1   |
| Gresham     | 13 | 8   | 161 | 20.1 | 1  | 41   | 12.4  |
| Zaslaw      | 9  | 6   | 68  | 11.3 | 0  | 17   | 7.6   |
| Chaney      | 10 | 5   | 52  | 10.4 | 2  | 15   | 5.2   |
| Eldridge    | 14 | 3   | 18  | 6.0  | 0  | 10   | 1.3   |
| Tennell     | 12 | 2   | 26  | 13.0 | 0  | 15   | 2.2   |
| I. Pleasant | 13 | 2   | 13  | 6.5  | 0  | 11   | 1.0   |
| Smith       | 14 | 1   | 12  | 12.0 | 0  | 12   | 0.9   |
| Gutierrez   | 13 | 1   | -3  | -3.0 | 0  | 0    | -0.2  |

|                  |           |            |             |             |           |           |              |
|------------------|-----------|------------|-------------|-------------|-----------|-----------|--------------|
| <b>Total</b>     | <b>14</b> | <b>205</b> | <b>2682</b> | <b>13.1</b> | <b>22</b> | <b>73</b> | <b>191.6</b> |
| <b>Opponents</b> | <b>14</b> | <b>225</b> | <b>2638</b> | <b>11.7</b> | <b>15</b> | <b>67</b> | <b>188.4</b> |

## Punt Returns

|        | No. | Yds | Avg  | TD | Long |
|--------|-----|-----|------|----|------|
| Smith  | 37  | 287 | 7.8  | 1  | 62   |
| Carter | 1   | 12  | 12.0 | 0  | 0    |

|                  |           |            |            |          |           |
|------------------|-----------|------------|------------|----------|-----------|
| <b>Total</b>     | <b>38</b> | <b>299</b> | <b>7.9</b> | <b>1</b> | <b>62</b> |
| <b>Opponents</b> | <b>20</b> | <b>83</b>  | <b>4.2</b> | <b>0</b> | <b>14</b> |

## Interceptions

|             | No. | Yds | Avg  | TD | Long |
|-------------|-----|-----|------|----|------|
| Harris      | 4   | 11  | 2.8  | 0  | 11   |
| Latimer     | 3   | 23  | 7.7  | 1  | 22   |
| Smith       | 3   | 94  | 31.3 | 1  | 52   |
| Walker      | 3   | 56  | 18.7 | 1  | 33   |
| Thibodeaux  | 1   | 0   | 0.0  | 0  | 0    |
| D. Williams | 1   | 35  | 35.0 | 0  | 35   |
| Alexander   | 1   | 0   | 0.0  | 0  | 0    |
| Holmes      | 1   | 0   | 0.0  | 0  | 0    |
| Wolfe       | 1   | 4   | 4.0  | 0  | 4    |

|                  |           |            |             |          |           |
|------------------|-----------|------------|-------------|----------|-----------|
| <b>Total</b>     | <b>18</b> | <b>223</b> | <b>12.4</b> | <b>3</b> | <b>52</b> |
| <b>Opponents</b> | <b>11</b> | <b>132</b> | <b>12.0</b> | <b>2</b> | <b>54</b> |

## Kick Returns

|          | No. | Yds | Avg  | TD | Long |
|----------|-----|-----|------|----|------|
| Iglesias | 14  | 363 | 25.9 | 1  | 88   |
| Smith    | 12  | 271 | 22.6 | 0  | 55   |
| Peterson | 7   | 162 | 23.1 | 0  | 59   |
| Johnson  | 2   | 34  | 17.0 | 0  | 16   |
| Lofton   | 1   | 14  | 14.0 | 0  | 14   |
| TEAM     | 1   | 0   | 0.0  | 0  | 0    |

|                  |           |            |             |          |           |
|------------------|-----------|------------|-------------|----------|-----------|
| <b>Total</b>     | <b>37</b> | <b>844</b> | <b>22.8</b> | <b>1</b> | <b>88</b> |
| <b>Opponents</b> | <b>49</b> | <b>853</b> | <b>17.4</b> | <b>0</b> | <b>34</b> |

## Fumble Returns

|       | No. | Yds | Avg | TD | Long |
|-------|-----|-----|-----|----|------|
| Smith | 1   | 8   | 8.0 | 0  | 8    |

|                  |          |           |             |          |           |
|------------------|----------|-----------|-------------|----------|-----------|
| <b>Total</b>     | <b>1</b> | <b>8</b>  | <b>8.0</b>  | <b>0</b> | <b>8</b>  |
| <b>Opponents</b> | <b>4</b> | <b>85</b> | <b>21.2</b> | <b>2</b> | <b>56</b> |

# SCORING STATISTICS

## Scoring

| Player    | TD | PATs  |       |      |     |      |     | Saf | Points |
|-----------|----|-------|-------|------|-----|------|-----|-----|--------|
|           |    | FGs   | Kick  | Rush | Rcv | Pass | DXP |     |        |
| Hartley   | 0  | 19-20 | 49-50 | 0-0  | 0   | 0-0  | 0   | 0   | 106    |
| Peterson  | 13 | 0-0   | 0-0   | 0-0  | 0   | 0-0  | 0   | 0   | 78     |
| Kelly     | 10 | 0-0   | 0-0   | 0-0  | 0   | 0-0  | 0   | 0   | 60     |
| Brown     | 6  | 0-0   | 0-0   | 0-0  | 0   | 0-0  | 0   | 0   | 36     |
| Patrick   | 4  | 0-0   | 0-0   | 0-0  | 0   | 0-0  | 0   | 0   | 24     |
| Iglesias  | 3  | 0-0   | 0-0   | 0-0  | 1   | 0-0  | 0   | 0   | 20     |
| Thompson  | 3  | 0-0   | 0-0   | 0-0  | 0   | 1-1  | 0   | 0   | 18     |
| Johnson   | 3  | 0-0   | 0-0   | 0-0  | 0   | 0-0  | 0   | 0   | 18     |
| Finley    | 3  | 0-0   | 0-0   | 0-0  | 0   | 0-0  | 0   | 0   | 18     |
| Chaney    | 2  | 0-0   | 0-0   | 0-0  | 0   | 0-0  | 0   | 0   | 12     |
| Smith     | 2  | 0-0   | 0-0   | 0-0  | 0   | 0-0  | 0   | 0   | 12     |
| Gresham   | 1  | 0-0   | 0-0   | 0-0  | 0   | 0-0  | 0   | 0   | 6      |
| Walker    | 1  | 0-0   | 0-0   | 0-0  | 0   | 0-0  | 0   | 0   | 6      |
| Latimer   | 1  | 0-0   | 0-0   | 0-0  | 0   | 0-0  | 0   | 0   | 6      |
| Dotson    | 0  | 0-0   | 0-0   | 0-0  | 0   | 0-0  | 0   | 1   | 2      |
| McEachern | 0  | 0-0   | 0-0   | 0-0  | 0   | 0-1  | 0   | 0   | 0      |
| TEAM      | 0  | 0-0   | 0-0   | 0-0  | 0   | 0-0  | 0   | 1   | 2      |
| <hr/>     |    |       |       |      |     |      |     |     |        |
| Total     | 52 | 19-20 | 49-50 | 0-0  | 1   | 1-2  | 0   | 2   | 424    |
| Opponents | 29 | 12-17 | 28-28 | 1-1  | 0   | 0-0  | 0   | 1   | 242    |

## All-Purpose Yards

|             | G  | Rush | Rec  | PR  | KOR | IR  | Tot  | Avg/G |
|-------------|----|------|------|-----|-----|-----|------|-------|
| Peterson    | 7  | 1012 | 136  | 0   | 162 | 0   | 1310 | 187.1 |
| Kelly       | 14 | 0    | 993  | 0   | 0   | 0   | 993  | 70.9  |
| Iglesias    | 14 | 6    | 514  | 0   | 363 | 0   | 883  | 63.1  |
| Patrick     | 12 | 761  | 0    | 0   | 0   | 0   | 761  | 63.4  |
| Smith       | 14 | 0    | 12   | 287 | 271 | 94  | 664  | 47.4  |
| Johnson     | 12 | 13   | 378  | 0   | 34  | 0   | 425  | 35.4  |
| Brown       | 5  | 343  | 0    | 0   | 0   | 0   | 343  | 68.6  |
| Finley      | 14 | 0    | 241  | 0   | 0   | 0   | 241  | 17.2  |
| Gutierrez   | 13 | 219  | -3   | 0   | 0   | 0   | 216  | 16.6  |
| Gresham     | 13 | 0    | 161  | 0   | 0   | 0   | 161  | 12.4  |
| Thompson    | 14 | 151  | 0    | 0   | 0   | 0   | 151  | 10.8  |
| Strong      | 9  | 5    | 73   | 0   | 0   | 0   | 78   | 8.7   |
| Zaslaw      | 9  | 0    | 68   | 0   | 0   | 0   | 68   | 7.6   |
| Walker      | 14 | 0    | 0    | 0   | 0   | 56  | 56   | 4.0   |
| Chaney      | 10 | 0    | 52   | 0   | 0   | 0   | 52   | 5.2   |
| D. Williams | 13 | 0    | 0    | 0   | 0   | 35  | 35   | 2.7   |
| Tennell     | 12 | 0    | 26   | 0   | 0   | 0   | 26   | 2.2   |
| Latimer     | 14 | 0    | 0    | 0   | 0   | 23  | 23   | 1.6   |
| Eldridge    | 14 | 0    | 18   | 0   | 0   | 0   | 18   | 1.3   |
| Lofton      | 14 | 0    | 0    | 0   | 14  | 0   | 14   | 1.0   |
| I. Pleasant | 13 | 0    | 13   | 0   | 0   | 0   | 13   | 1.0   |
| Carter      | 12 | 0    | 0    | 12  | 0   | 0   | 12   | 1.0   |
| Harris      | 14 | 0    | 0    | 0   | 0   | 11  | 11   | 0.8   |
| Wolfe       | 14 | 0    | 0    | 0   | 0   | 4   | 4    | 0.3   |
| TEAM        | 10 | -30  | 0    | 0   | 0   | 0   | -30  | -3.0  |
| <hr/>       |    |      |      |     |     |     |      |       |
| Total       | 14 | 2480 | 2682 | 299 | 844 | 223 | 6528 | 466.3 |
| Opponents   | 14 | 1382 | 2638 | 83  | 853 | 132 | 5088 | 363.4 |

## Total Offense

|           | G  | Plays | Rush | Pass | Total | Avg/G |
|-----------|----|-------|------|------|-------|-------|
| Thompson  | 14 | 407   | 151  | 2667 | 2818  | 201.3 |
| Peterson  | 7  | 188   | 1012 | 0    | 1012  | 144.6 |
| Patrick   | 12 | 169   | 761  | 0    | 761   | 63.4  |
| Brown     | 5  | 70    | 343  | 0    | 343   | 68.6  |
| Gutierrez | 13 | 46    | 219  | 0    | 219   | 16.8  |
| Halzle    | 2  | 2     | 0    | 15   | 15    | 7.5   |
| Johnson   | 12 | 2     | 13   | 0    | 13    | 1.1   |
| Iglesias  | 14 | 2     | 6    | 0    | 6     | 0.4   |
| Strong    | 9  | 1     | 5    | 0    | 5     | 0.6   |
| TEAM      | 10 | 9     | -30  | 0    | -30   | -3.0  |
| <hr/>     |    |       |      |      |       |       |
| Total     | 14 | 897   | 2480 | 2682 | 5162  | 368.7 |
| Opponents | 14 | 858   | 1382 | 2638 | 4020  | 287.1 |

## Punting

|       | No. | Yds  | Avg  | Long | TB | FC | I20 | Blkd |
|-------|-----|------|------|------|----|----|-----|------|
| Cohen | 51  | 2091 | 41.0 | 75   | 4  | 13 | 8   | 0    |
| Knall | 11  | 369  | 33.5 | 42   | 1  | 2  | 9   | 0    |
| <hr/> |     |      |      |      |    |    |     |      |
| Total | 62  | 2460 | 39.7 | 75   | 5  | 15 | 17  | 0    |
| Opp.  | 85  | 3409 | 40.1 | 82   | 2  | 22 | 27  | 2    |

## Field Goals

|            |       |         |
|------------|-------|---------|
|            |       | Hartley |
| FGM-FGA    | ..... | 19-20   |
| Percentage | ..... | 95.0    |
| 1-19       | ..... | 0-0     |
| 20-29      | ..... | 8-8     |
| 30-39      | ..... | 7-7     |
| 40-49      | ..... | 4-5     |
| 50-99      | ..... | 0-0     |
| Long       | ..... | 46      |
| Blocked    | ..... | 1       |

## Field Goal Sequence

|                  | Oklahoma               | Opponents      |
|------------------|------------------------|----------------|
| UAB              | (30)                   | (32),43        |
| WASHINGTON       | (44),(37),(30)         | (32),(24)      |
| Oregon           | (41),(20),(20),(22),44 | (22),51,(48)   |
| Middle Tennessee | (28)                   | -              |
| Texas            | (35)                   | -              |
| Iowa State       | (46),(35)              | -              |
| Colorado         | (46)                   | 56,(39)        |
| Missouri Tigers  | (30)                   | (39)           |
| Texas A&M        | (23)                   | (28),(19),(39) |
| Texas Tech       | (28),(23)              | (32),47,28     |
| Baylor           | -                      | (38)           |
| Oklahoma State   | -                      | -              |
| Nebraska         | -                      | -              |
| Boise State      | (31),(28)              | -              |

Numbers in parentheses indicate field goal was made.

# DEFENSIVE STATISTICS

## Defensive Leaders

|             | GP | Tackles |     |       | TFL-Yds | Sacks-Yds | Int-Yds | BrUp | QBH | Fumbles |    | Blk | Saf |
|-------------|----|---------|-----|-------|---------|-----------|---------|------|-----|---------|----|-----|-----|
|             |    | Solo    | Ast | Total |         |           |         |      |     | Rcv-Yds | FF |     |     |
| Alexander   | 14 | 75      | 43  | 118   | 12.0-43 | 3.5-25    | 1-0     | 3    | 3   | 2-0     | 4  | .   | .   |
| Latimer     | 14 | 44      | 40  | 84    | 10.0-33 | 2.0-18    | 3-23    | 6    | 3   | .       | 2  | .   | .   |
| Harris      | 14 | 40      | 28  | 68    | 7.0-42  | 2.5-11    | 4-11    | 8    | 5   | .       | .  | .   | .   |
| D. Williams | 13 | 40      | 27  | 67    | 4.5-24  | 2.0-18    | 1-35    | 6    | 2   | 1-0     | 2  | .   | .   |
| Holmes      | 14 | 24      | 18  | 42    | 6.0-19  | 1.0-9     | 1-0     | 7    | 1   | 2-0     | .  | .   | .   |
| Smith       | 14 | 30      | 11  | 41    | 3.5-6   | .         | 3-94    | 8    | .   | 1-8     | .  | .   | .   |
| Ah You      | 14 | 25      | 16  | 41    | 8.5-48  | 4.0-42    | .       | 3    | 7   | .       | 1  | .   | .   |
| Birdine     | 14 | 17      | 22  | 39    | 7.5-23  | 3.0-17    | .       | 2    | 5   | .       | 1  | .   | .   |
| Lofton      | 14 | 20      | 17  | 37    | 4.5-10  | .         | .       | .    | .   | 1-0     | 1  | .   | .   |
| Baker       | 14 | 24      | 10  | 34    | 1.0-2   | .         | .       | 2    | 1   | 1-0     | .  | .   | .   |
| Walker      | 14 | 19      | 13  | 32    | 0.5-2   | 0.5-2     | 3-56    | 9    | .   | 1-0     | 1  | .   | .   |
| Thibodeaux  | 14 | 14      | 17  | 31    | 7.5-19  | 1.0-2     | 1-0     | 1    | 5   | 1-0     | 1  | .   | .   |
| Bennett     | 14 | 14      | 15  | 29    | 2.5-7   | 0.5-1     | .       | .    | 1   | .       | .  | .   | .   |
| Carter      | 12 | 15      | 11  | 26    | .       | .         | .       | 1    | .   | .       | .  | 2   | .   |
| Granger     | 14 | 7       | 13  | 20    | 4.0-9   | .         | .       | .    | 1   | .       | .  | .   | .   |
| Wolfe       | 14 | 10      | 8   | 18    | 0.5-1   | .         | 1-4     | 3    | .   | 1-0     | .  | .   | .   |
| Coleman     | 14 | 6       | 10  | 16    | 5.0-43  | 3.0-38    | .       | .    | .   | .       | .  | .   | .   |
| Clayton     | 13 | 6       | 8   | 14    | 0.5-1   | .         | .       | 1    | .   | .       | .  | .   | .   |
| D. Pleasant | 13 | 6       | 5   | 11    | .       | .         | .       | 1    | .   | 2-0     | .  | .   | .   |
| Pendleton   | 13 | 6       | 4   | 10    | 2.5-6   | 1.0-1     | .       | .    | .   | .       | .  | .   | .   |
| Dotson      | 11 | 7       | 2   | 9     | 2.0-19  | 2.0-19    | .       | .    | .   | .       | .  | .   | 1   |
| Jackson     | 5  | 3       | 1   | 4     | .       | .         | .       | .    | .   | .       | .  | .   | .   |
| Gutierrez   | 13 | 2       | 2   | 4     | .       | .         | .       | .    | .   | .       | .  | .   | .   |
| Patrick     | 12 | 3       | 1   | 4     | .       | .         | .       | .    | .   | .       | .  | .   | .   |
| J. Williams | 8  | 3       | 1   | 4     | .       | .         | .       | .    | .   | .       | .  | .   | .   |
| Caleb       | 10 | 1       | 1   | 2     | .       | .         | .       | .    | .   | .       | .  | .   | .   |
| Eldridge    | 14 | 1       | 1   | 2     | .       | .         | .       | .    | .   | .       | .  | .   | .   |
| Peterson    | 7  | 1       | .   | 1     | .       | .         | .       | .    | .   | .       | .  | .   | .   |
| Shaw        | 13 | .       | 1   | 1     | .       | .         | .       | .    | .   | .       | .  | .   | .   |
| Kelly       | 14 | 1       | .   | 1     | .       | .         | .       | .    | .   | .       | .  | .   | .   |
| Finley      | 14 | .       | 1   | 1     | .       | .         | .       | .    | .   | 1-0     | .  | .   | .   |
| Thompson    | 14 | 1       | .   | 1     | .       | .         | .       | .    | .   | .       | .  | .   | .   |
| Carter      | 5  | .       | 1   | 1     | .       | .         | .       | .    | .   | .       | .  | .   | .   |
| M. Johnson  | 12 | 1       | .   | 1     | .       | .         | .       | .    | .   | .       | .  | .   | .   |
| Bowers      | 8  | .       | 1   | 1     | .       | .         | .       | .    | .   | .       | .  | .   | .   |
| TEAM        | 10 | .       | .   | .     | .       | .         | .       | .    | .   | .       | .  | .   | 1   |
| <hr/>       |    |         |     |       |         |           |         |      |     |         |    |     |     |
| Total       | 14 | 466     | 349 | 815   | 89-357  | 26-203    | 18-223  | 61   | 34  | 14-8    | 13 | 2   | 2   |
| Opponents   | 14 | 540     | 439 | 979   | 72-235  | 16-106    | 11-132  | 26   | 10  | 21-85   | 21 | 1   | 1   |

2007 SEASON

COACHING STAFF

THE SOONERS

SEASON REVIEW

THE UNIVERSITY



# GAME-BY-GAME STATISTICS

## Rushing (Att.-Yards-TD)

|             | Brown    | Gutierrez | Iglesias | Johnson | Patrick  | Peterson | Thompson |
|-------------|----------|-----------|----------|---------|----------|----------|----------|
| UAB         | -        | -         | -        | -       | -        | 4-6-0    | 24-143-1 |
| Washington  | -        | -         | -        | -       | 2-11-0   | 32-165-2 | -        |
| Oregon      | -        | -         | 1-2-0    | -       | 1-1-0    | 34-211-1 | 7-(-7)-1 |
| M. Tenn.    | -        | 2-17-0    | -        | -       | 13-52-0  | 27-128-3 | 1-(-5)-0 |
| Texas       | -        | -         | -        | 1-9-0   | 2-2-0    | 25-109-1 | 7-18-0   |
| Iowa State  | -        | -         | -        | 1-4-0   | 2-7-0    | 26-183-2 | 5-(-9)-0 |
| Colorado    | 4-12-1   | 5-18-0    | -        | -       | 35-110-1 | -        | 5-26-0   |
| Missouri    | -        | 10-41-0   | -        | -       | 36-162-0 | -        | 6-28-1   |
| Texas A&M   | -        | 7-52-0    | -        | -       | 32-173-1 | -        | 3-6-1    |
| Texas Tech  | 16-84-2  | 8-28-0    | -        | -       | -        | -        | 10-26-0  |
| Baylor      | 24-169-1 | 12-59-0   | -        | -       | -        | -        | 4-10-0   |
| Okla. St.   | 19-74-2  | -         | -        | -       | 23-163-1 | -        | 5-8-0    |
| Nebraska    | 7-4-0    | 1-(-1)-0  | -        | -       | 15-35-1  | -        | 5-4-0    |
| Boise State | -        | -         | -        | -       | 11-61-0  | 20-77-2  | 7-36-0   |

## Passing (Comp.-Att.-Int.-Yards-TD)

|              | Thompson      | Halzle     |
|--------------|---------------|------------|
| UAB          | 14-24-2-227-2 | -          |
| Washington   | 21-33-2-272-2 | -          |
| Oregon       | 13-23-0-174-1 | -          |
| M. Tenn.     | 13-18-0-257-3 | 1-2-0-15-0 |
| Texas        | 15-27-2-209-0 | -          |
| Iowa State   | 16-27-0-195-2 | -          |
| Colorado     | 17-26-0-105-1 | -          |
| Missouri     | 11-19-0-127-2 | -          |
| Texas A&M    | 3-12-0-39-0   | -          |
| Texas Tech   | 24-31-1-309-2 | -          |
| Baylor       | 12-19-1-178-2 | -          |
| Oklahoma St. | 7-11-0-77-1   | -          |
| Nebraska     | 19-34-1-265-2 | -          |
| Boise State  | 19-32-3-233-2 | -          |

## Kicking (Hartley)

|             | FG  | FG Seq.                  | PAT | KO Avg. | TB | Ret.   |
|-------------|-----|--------------------------|-----|---------|----|--------|
| UAB         | 1-1 | 30g                      | 3-3 | 5-64.8  | 2  | 3-24.3 |
| Washington  | 3-3 | (44), (37), (30)         | 4-4 | 8-62.1  | 7  | 1-14.0 |
| Oregon      | 4-5 | (41),(20),(20),(22),(44) | 3-3 | 8-61.2  | 1  | 5-18.4 |
| M. Tenn.    | 1-1 | (28)                     | 8-8 | 10-61.7 | 4  | 6-18.0 |
| Texas       | 1-1 | (35)                     | 1-1 | 3-49.3  | 1  | 5-21.6 |
| Iowa State  | 2-2 | (46), (35)               | 4-4 | 8-60.0  | 4  | 4-14.3 |
| Colorado    | 1-1 | (46)                     | 3-3 | 6-62.5  | 3  | 2-20.0 |
| Missouri    | 1-1 | (30)                     | 3-3 | 6-60.8  | 2  | 2-6.0  |
| Texas A&M   | 1-1 | (23)                     | 2-2 | 3-60.0  | 1  | 2-19.5 |
| Texas Tech  | 2-2 | (28), (23)               | 4-4 | 1-65.0  | 0  | 1-20.0 |
| Baylor      | -   | -                        | 4-4 | 5-60.8  | 0  | 5-14.8 |
| Okla. St.   | -   | -                        | 3-4 | 5-63.8  | 3  | 2-23.5 |
| Nebraska    | -   | -                        | 3-3 | 4-60.5  | 1  | 3-16.3 |
| Boise State | 2-2 | (31), (28)               | 4-4 | 7-64.9  | 1  | 6-20.6 |

## Punting

| Cohen      | No. | Avg. | Long | 50+ | I-20 | I-10 | I-5 | Ret.  |
|------------|-----|------|------|-----|------|------|-----|-------|
| UAB        | 3   | 40.7 | 47   | -   | 1    | -    | -   | -     |
| Washington | 3   | 44.3 | 53   | 1   | 1    | 1    | 1   | 2-15  |
| Oregon     | 5   | 45.6 | 55   | 2   | 1    | 1    | 0   | 3-22  |
| Texas      | 4   | 35.0 | 43   | -   | 0    | -    | -   | -     |
| Iowa State | 3   | 39.3 | 40   | -   | -    | -    | -   | -     |
| Colorado   | 5   | 32.6 | 40   | -   | 2    | -    | -   | 1-1   |
| Missouri   | 3   | 44.3 | 51   | 1   | 0    | 0    | 0   | 2-16  |
| Texas A&M  | 3   | 50.0 | 75   | 1   | 0    | 0    | 0   | 1-1   |
| Texas Tech | 1   | 48.0 | 48   | -   | -    | -    | -   | 1(-1) |
| Baylor     | 4   | 54.5 | 72   | 2   | -    | -    | -   | -     |
| Okla. St.  | 4   | 42.8 | 48   | -   | -    | -    | -   | 2-10  |
| Nebraska   | 9   | 36.7 | 47   | -   | 1    | -    | -   | 3-3   |
| Boise St.  | 5   | 40.4 | 53   | 1   | 1    | -    | -   | 3-16  |

| Knall      | No. | Avg. | Long | 50+ | I-20 | I-10 | I-5 | Ret.  |
|------------|-----|------|------|-----|------|------|-----|-------|
| UAB        | 1   | 38.0 | 38   | -   | -    | -    | -   | -     |
| M. Tenn.   | 2   | 28.5 | 31   | -   | 2    | 1    | 1   | -     |
| Texas      | 1   | 30.0 | 30   | -   | 1    | -    | -   | -     |
| Iowa State | 2   | 31.5 | 36   | -   | 2    | -    | -   | -     |
| Missouri   | 2   | 40.5 | 42   | -   | 2    | 1    | 1   | 1-0.0 |
| Texas A&M  | 1   | 34.0 | 34   | -   | 1    | -    | -   | -     |
| Texas Tech | 1   | 28.0 | 28   | -   | -    | -    | -   | -     |
| Okla. St.  | 1   | 38.0 | 38   | -   | 1    | -    | -   | -     |

## Receiving (Rec.-Yards-TD)

|             | Chaney | Eldridge | Finley | Gresham | Gutierrez | Iglesias | Johnson | Kelly    | Peterson | Pleasant | Smith  | Strong | Tennell | Zaslaw |
|-------------|--------|----------|--------|---------|-----------|----------|---------|----------|----------|----------|--------|--------|---------|--------|
| UAB         | -      | -        | 4-79-1 | 1-14-0  | -         | 2-10-0   | -       | 3-28-0   | 1-69-1   | -        | -      | 3-27-0 | -       | -      |
| Washington  | -      | -        | 2-38-0 | -       | -         | 5-44-0   | 1-6-0   | 6-121-2  | 2-6-0    | -        | 1-12-0 | 4-45-0 | -       | -      |
| Oregon      | -      | 1-10-0   | -      | -       | -         | 5-78-0   | 1-6-0   | 5-78-1   | -        | 2-13-0   | -      | 1-1-0  | -       | -      |
| M. Tenn.    | -      | -        | -      | 1-22-1  | -         | 4-56-1   | 2-22-0  | 5-164-1  | 1-(-3)-0 | -        | -      | -      | 1-11    | -      |
| Texas       | -      | -        | 2-3-0  | 1-41-0  | -         | 5-69-0   | 4-55-0  | 2-31-0   | 1-10-0   | -        | -      | -      | -       | -      |
| Iowa State  | -      | -        | 3-31-0 | 1-4-0   | -         | 1-17-0   | 4-48-0  | 4-50-2   | 3-45-0   | -        | -      | -      | -       | -      |
| Colorado    | -      | 1-3-0    | 2-22-0 | -       | 1-(-3)    | 2-(-4)-0 | 2-11-1  | 7-64-0   | -        | -        | -      | -      | -       | 2-12   |
| Missouri    | 1-15-1 | -        | 2-33-1 | 1-17-0  | -         | 1-15-0   | 2-7-0   | 4-40-0   | -        | -        | -      | -      | -       | -      |
| Texas A&M   | -      | -        | -      | -       | -         | 1-19-0   | 1-13-0  | 1-7-0    | -        | -        | -      | -      | -       | -      |
| Texas Tech  | -      | -        | 1-8-0  | 1-9-0   | -         | 3-22-0   | 6-87-1  | 11-153-1 | -        | -        | -      | -      | -       | 2-30-0 |
| Baylor      | -      | 1-5-0    | 1-10-1 | 1-19-0  | -         | 3-29-0   | -       | 5-115-1  | -        | -        | -      | 1-0-0  | -       | -      |
| Okla. St.   | -      | -        | 2-17-0 | -       | -         | 1-13-1   | 2-19-0  | 1-12-0   | -        | -        | -      | -      | -       | 1-16-0 |
| Nebraska    | -      | -        | -      | 1-35-0  | -         | 2-26-0   | 5-47-0  | 10-142-2 | -        | -        | -      | -      | 1-15-0  | -      |
| Boise State | 4-37-1 | -        | -      | -       | -         | 6-120-0  | 6-57-1  | 0-0-0    | 2-9-0    | -        | -      | -      | -       | 1-10-0 |

# GAME-BY-GAME STATISTICS

2007 SEASON

COACHING STAFF

THE SOONERS

SEASON REVIEW

THE UNIVERSITY

## Offense Start Chart

|              | WR       | LT      | LG       | C      | RG        | RT       | TE     | RB        | QB       | WR        | FL       |
|--------------|----------|---------|----------|--------|-----------|----------|--------|-----------|----------|-----------|----------|
| UAB          | Kelly    | Messner | Robinson | Cooper | B. Walker | Braxton  | Finley | Peterson  | Thompson | Eldridge# | Iglesias |
| Washington   | Kelly    | Messner | Robinson | Cooper | B. Walker | Braxton  | Finley | Peterson  | Thompson | Strong    | Iglesias |
| Oregon       | Kelly    | Messner | Robinson | Cooper | B. Walker | Braxton  | Finley | Peterson  | Thompson | Pleasant* | Iglesias |
| Middle Tenn. | Kelly    | Messner | Robinson | Beeler | B. Walker | Braxton  | Finley | Peterson  | Thompson | Eldridge# | Iglesias |
| Texas        | Kelly    | Messner | Robinson | Cooper | B. Walker | Braxton  | Finley | Peterson  | Thompson | Eldridge# | Iglesias |
| Iowa State   | Kelly    | Messner | Robinson | Cooper | B. Walker | Braxton  | Finley | Peterson  | Thompson | Eldridge# | Iglesias |
| Colorado     | Kelly    | Messner | Robinson | Cooper | B. Walker | Braxton  | Finley | Patrick   | Thompson | Eldridge# | Johnson  |
| Missouri     | Kelly    | Messner | Robinson | Cooper | B. Walker | Williams | Finley | Patrick   | Thompson | Johnson+  | Iglesias |
| Texas A&M    | Kelly    | Messner | Robinson | Cooper | B. Walker | Williams | Finley | Patrick   | Thompson | Johnson+  | Iglesias |
| Texas Tech   | Kelly    | Messner | Robinson | Cooper | B. Walker | Williams | Finley | Gutierrez | Thompson | Eldridge# | Gresham# |
| Baylor       | Kelly    | Messner | Robinson | Cooper | B. Walker | Williams | Finley | Brown     | Thompson | Eldridge# | Iglesias |
| Okla. State  | Kelly    | Messner | Robinson | Cooper | B. Walker | Williams | Finley | Patrick   | Thompson | Johnson+  | Iglesias |
| Nebraska     | Gresham# | Messner | Robinson | Cooper | B. Walker | Williams | Finley | Patrick   | Thompson | Eldridge# | Zaslaw*  |
| Boise State  | Kelly    | Messner | Robinson | Cooper | B. Walker | Williams | Finley | Peterson  | Thompson | Johnson+  | Iglesias |

\*fullback, #tight end, +three-receiver set

## Defense Start Chart

|              | DE         | DT        | DT        | DE         | SLB         | MLB     | WLB       | CB        | SS      | FS          | CB     |
|--------------|------------|-----------|-----------|------------|-------------|---------|-----------|-----------|---------|-------------|--------|
| UAB          | Birdine    | Pendleton | Bennett   | Ah You     | D. Pleasant | Latimer | Alexander | Smith     | Clayton | D. Williams | Wolfe  |
| Washington   | Birdine    | Pendleton | Coleman   | Ah You     | D. Pleasant | Latimer | Alexander | Smith     | Clayton | D. Williams | Wolfe  |
| Oregon       | Birdine    | Coleman   | Bennett   | Ah You     | Harris&     | Latimer | Alexander | Smith     | Carter  | D. Williams | Holmes |
| Middle Tenn. | Birdine    | Coleman   | Bennett   | Ah You     | Harris&     | Latimer | Alexander | M. Walker | Smith   | D. Williams | Holmes |
| Texas        | Birdine    | Coleman   | Bennett   | Ah You     | Pleasant    | Latimer | Alexander | M. Walker | Smith   | D. Williams | Wolfe  |
| Iowa State   | Birdine    | Coleman   | Bennett   | Ah You     | Harris&     | Latimer | Alexander | M. Walker | Smith   | D. Williams | Holmes |
| Colorado     | Birdine    | Coleman   | Bennett   | Ah You     | Lofton      | Latimer | Alexander | M. Walker | Harris  | D. Williams | Holmes |
| Missouri     | Thibodeaux | Coleman   | Bennett   | Ah You     | Harris&     | Latimer | Alexander | M. Walker | Smith   | D. Williams | Holmes |
| Texas A&M    | Birdine    | Coleman   | Bennett   | Thibodeaux | Lofton      | Latimer | Alexander | M. Walker | Smith   | D. Williams | Holmes |
| Texas Tech   | Birdine    | Coleman   | Bennett   | Thibodeaux | Harris&     | Latimer | Alexander | M. Walker | Smith   | D. Williams | Holmes |
| Baylor       | Birdine    | Coleman   | Bennett   | Thibodeaux | Harris&     | Latimer | Alexander | M. Walker | Smith   | D. Williams | Holmes |
| Okla. State  | Birdine    | Coleman   | Bennett   | Thibodeaux | Lofton      | Latimer | Alexander | M. Walker | Smith   | Harris      | Holmes |
| Nebraska     | Birdine    | Coleman   | Bennett   | Thibodeaux | Lofton      | Latimer | Alexander | M. Walker | Smith   | Harris      | Holmes |
| Boise State  | Birdine    | Coleman   | Pendleton | Ah You     | Lofton      | Latimer | Alexander | M. Walker | Smith   | Harris      | Holmes |

& - nickel back

## Specialists Start Chart

|              | KO      | PK      | P     | H         | PR    | KR       | KR    | LS   |
|--------------|---------|---------|-------|-----------|-------|----------|-------|------|
| UAB          | Hartley | Hartley | Cohen | McEachern | Smith | Iglesias | Smith | Shaw |
| Washington   | Hartley | Hartley | Cohen | McEachern | Smith | Iglesias | Smith | Shaw |
| Oregon       | Hartley | Hartley | Cohen | McEachern | Smith | Peterson | Smith | Shaw |
| Middle Tenn. | Hartley | Hartley | Cohen | McEachern | Smith | Iglesias | Smith | Shaw |
| Texas        | Hartley | Hartley | Cohen | McEachern | Smith | Peterson | Smith | Shaw |
| Iowa State   | Hartley | Hartley | Cohen | McEachern | Smith | Iglesias | Smith | Shaw |
| Colorado     | Hartley | Hartley | Cohen | McEachern | Smith | Iglesias | Smith | Shaw |
| Missouri     | Hartley | Hartley | Cohen | McEachern | Smith | Iglesias | Smith | Shaw |
| Texas A&M    | Hartley | Hartley | Cohen | McEachern | Smith | Iglesias | Smith | Shaw |
| Texas Tech   | Hartley | Hartley | Knall | McEachern | Smith | Johnson  | Smith | Shaw |
| Baylor       | Hartley | Hartley | Knall | McEachern | Smith | Iglesias | Smith | Shaw |
| Okla. State  | Hartley | Hartley | Cohen | McEachern | Smith | Iglesias | Smith | Shaw |
| Nebraska     | Hartley | Hartley | Cohen | McEachern | Smith | Iglesias | Smith | Shaw |
| Boise State  | Hartley | Hartley | Cohen | McEachern | Smith | Iglesias | Smith | Shaw |

# GAME-BY-GAME STATISTICS

7 NATIONAL CHAMPIONSHIPS 40 CONFERENCE CHAMPIONSHIPS 24 BOWL CHAMPIONSHIPS 142 ALL-AMERICANS 63 NATIONAL AWARD WINNERS

| Players     | UAB   | Wash. | Oregon | MT    | Texas | Iowa St. | Colo. | Missouri | A&M   | Tech  | Baylor | Okla. St. | Neb.  | Boise St. |
|-------------|-------|-------|--------|-------|-------|----------|-------|----------|-------|-------|--------|-----------|-------|-----------|
| Ah You      | S-DE  | x     | S-DE   | S-DE  | x     | x        | x     | S-DE     | x     | x     | x      | x         | x     | S-DE      |
| Alexander   | S-WLB | S-WLB | S-WLB  | S-WLB | S-WLB | S-WLB    | S-WLB | S-WLB    | S-WLB | S-WLB | S-WLB  | S-WLB     | S-WLB | S-WLB     |
| Baker       | x     | x     | x      | x     | x     | x        | x     | x        | x     | x     | x      | x         | x     | x         |
| Beeler      | dnp   | dnp   | x      | S-C   | x     | x        | dnp   | dnp      | dnp   | dnp   | x      | x         | x     | dnp       |
| Bennett     | S-DT  | x     | S-DT   | S-DT  | S-DT  | S-DT     | S-DT  | S-DT     | S-DT  | S-DT  | S-DT   | S-DT      | S-DT  | S-DT      |
| Birdine     | S-DE  | x     | S-DE   | x     | x     | x        | x     | x        | S-DE  | x     | S-DE   | x         | S-DE  | S-DE      |
| Blackard    | dnp   | x     | dnp    | dnp   | dnp   | dnp      | dnp   | dnp      | dnp   | dnp   | dnp    | dnp       | dnp   | dnp       |
| Baublits    | dnp   | dnp   | dnp    | dnp   | dnp   | dnp      | dnp   | dnp      | dnp   | x     | dnp    | dnp       | dnp   | dnp       |
| Bowers      | dnp   | dnp   | dnp    | dnp   | x     | x        | x     | x        | x     | x     | x      | x         | x     | x         |
| Brandon     | dnp   | dnp   | dnp    | x     | x     | dnp      | dnp   | dnp      | dnp   | dnp   | dnp    | dnp       | dnp   | dnp       |
| Braxton     | S-RT  | S-RT  | S-RT   | S-RT  | S-RT  | S-RT     | S-RT  | dnp      | dnp   | dnp   | dnp    | dnp       | dnp   | dnp       |
| Brown       | dnp   | dnp   | dnp    | dnp   | dnp   | dnp      | x     | dnp      | dnp   | x     | S-RB   | x         | x     | dnp       |
| Caleb       | x     | x     | x      | x     | x     | x        | dnp   | x        | x     | x     | x      | x         | x     | dnp       |
| J. Carter   | dnp   | x     | x      | x     | x     | x        | x     | x        | x     | x     | x      | x         | x     | x         |
| Q. Carter   | x     | x     | dnp    | dnp   | dnp   | x        | dnp   | dnp      | dnp   | x     | x      | x         | x     | x         |
| Chaney      | dnp   | dnp   | dnp    | dnp   | x     | x        | x     | x        | x     | x     | x      | x         | x     | x         |
| Clapp       | x     | dnp   | dnp    | dnp   | x     | dnp      | dnp   | dnp      | dnp   | dnp   | x      | x         | x     | dnp       |
| Clayton     | S-SS  | S-SS  | x      | x     | x     | x        | x     | x        | x     | x     | x      | x         | x     | x         |
| Cohen       | S-P   | S-P   | S-P    | dnp   | S-P   | S-P      | S-P   | x        | S-P   | x     | S-P    | S-P       | S-P   | S-P       |
| Coleman     | x     | S-DT  | S-DT   | S-DT  | S-DT  | S-DT     | S-DT  | S-DT     | S-DT  | S-DT  | S-DT   | S-DT      | S-DT  | x         |
| Cooper      | S-C   | S-C   | S-C    | dnp   | S-C   | S-C      | S-C   | S-C      | S-C   | S-C   | S-C    | S-C       | S-C   | S-C       |
| Dotson      | dnp   | dnp   | x      | x     | dnp   | x        | x     | x        | x     | x     | x      | x         | x     | x         |
| Eldridge    | S-TE  | x     | x      | S-TE  | S-FB  | S-FB     | S-FB  | x        | x     | S-TE  | S-FB   | x         | S-TE  | x         |
| Finley      | S-TE  | S-TE  | S-TE   | S-TE  | S-TE  | S-TE     | S-TE  | S-TE     | S-TE  | S-TE  | S-TE   | S-TE      | S-TE  | S-TE      |
| Granger     | x     | x     | x      | x     | x     | x        | x     | x        | x     | x     | x      | x         | x     | x         |
| Gresham     | x     | x     | x      | x     | x     | x        | x     | x        | x     | S-TE  | x      | x         | S-TE  | x         |
| Gutierrez   | x     | x     | x      | x     | x     | x        | x     | x        | x     | S-RB  | x      | x         | x     | x         |
| Halzle      | dnp   | dnp   | dnp    | x     | dnp   | x        | dnp   | dnp      | dnp   | dnp   | dnp    | dnp       | dnp   | dnp       |
| Harris      | x     | x     | S-NB   | S-NB  | x     | S-NB     | S-SS  | S-NB     | x     | S-NB  | S-NB   | S-FS      | S-FS  | S-FS      |
| Hartley     | S-K   | S-K   | S-K    | S-K   | S-K   | S-K      | S-K   | S-K      | S-K   | S-K   | S-K    | S-K       | S-K   | S-K       |
| Holmes      | x     | x     | S-CB   | S-CB  | x     | S-CB     | S-CB  | S-CB     | S-CB  | S-CB  | S-CB   | S-CB      | S-CB  | S-CB      |
| Iglesias    | S-FL  | S-FL  | S-FL   | S-FL  | S-FL  | S-FL     | x     | S-FL     | S-FL  | x     | S-FL   | S-FL      | x     | S-FL      |
| Jackson     | dnp   | dnp   | dnp    | dnp   | dnp   | x        | dnp   | dnp      | dnp   | dnp   | x      | x         | x     | x         |
| M. Johnson  | dnp   | x     | x      | x     | x     | x        | S-WR  | S-WR     | S-WR  | S-WR  | dnp    | S-WR      | x     | S-WR      |
| Kelly       | S-WR  | S-WR  | S-WR   | S-WR  | S-WR  | S-WR     | S-WR  | S-WR     | S-WR  | S-WR  | S-WR   | S-WR      | x     | S-WR      |
| Knall       | x     | dnp   | dnp    | S-P   | x     | x        | dnp   | x        | x     | S-P   | dnp    | x         | x     | dnp       |
| Latimer     | S-MLB | S-MLB | S-MLB  | S-MLB | S-MLB | S-MLB    | S-MLB | S-MLB    | S-MLB | S-MLB | S-MLB  | S-MLB     | S-MLB | S-MLB     |
| Lofton      | x     | x     | x      | x     | x     | x        | S-SLB | x        | S-SLB | x     | x      | S-SLB     | S-SLB | S-SLB     |
| McEachern   | S-H   | S-H   | S-H    | S-H   | S-H   | S-H      | S-H   | S-H      | S-H   | S-H   | S-H    | S-H       | S-H   | S-H       |
| Messner     | S-LT  | S-LT  | S-LT   | S-LT  | S-LT  | S-LT     | S-LT  | S-LT     | S-LT  | S-LT  | S-LT   | S-LT      | S-LT  | S-LT      |
| Moore       | dnp   | x     | dnp    | x     | x     | x        | dnp   | dnp      | dnp   | dnp   | dnp    | dnp       | dnp   | dnp       |
| Patrick     | x     | x     | x      | x     | x     | x        | S-RB  | S-RB     | S-RB  | dnp   | dnp    | S-RB      | S-RB  | x         |
| Pendleton   | S-DT  | S-DT  | x      | x     | x     | x        | x     | x        | x     | x     | x      | x         | x     | S-DT      |
| Peterson    | S-RB  | S-RB  | S-RB   | S-RB  | S-RB  | S-RB     | dnp   | dnp      | dnp   | dnp   | dnp    | dnp       | dnp   | S-RB      |
| D. Pleasant | S-SLB | S-SLB | x      | x     | S-SLB | x        | dnp   | x        | x     | x     | x      | x         | x     | x         |
| I. Pleasant | x     | x     | S-FB   | x     | x     | x        | x     | x        | x     | x     | x      | x         | x     | x         |
| Robinson    | S-LG  | S-LG  | S-LG   | S-LG  | S-LG  | S-LG     | S-LG  | S-LG     | S-LG  | S-LG  | S-LG   | S-LG      | S-LG  | S-LG      |
| Shaw        | S-LS  | S-LS  | S-LS   | S-LS  | S-LS  | S-LS     | S-LS  | S-LS     | S-LS  | S-LS  | S-LS   | S-LS      | S-LS  | S-LS      |
| Smith       | S-CB  | S-CB  | S-CB   | S-SS  | S-SS  | S-SS     | x     | S-SS     | S-SS  | S-SS  | S-SS   | S-SS      | S-SS  | S-SS      |
| Strong      | x     | S-WR  | x      | x     | dnp   | x        | x     | x        | x     | x     | x      | x         | x     | dnp       |
| Tennell     | x     | x     | x      | x     | x     | x        | x     | x        | dnp   | x     | x      | x         | x     | x         |
| Thibodeaux  | x     | x     | x      | x     | x     | x        | x     | S-DE     | S-DE  | S-DE  | S-DE   | S-DE      | S-DE  | x         |
| Thompson    | S-QB  | S-QB  | S-QB   | S-QB  | S-QB  | S-QB     | S-QB  | S-QB     | S-QB  | S-QB  | S-QB   | S-QB      | S-QB  | S-QB      |
| B. Walker   | S-RG  | S-RG  | S-RG   | S-RG  | S-RG  | S-RG     | S-RG  | S-RG     | S-RG  | S-RG  | S-RG   | S-RG      | S-RG  | S-RG      |
| M. Walker   | x     | x     | x      | S-CB  | S-CB  | S-CB     | S-CB  | S-CB     | S-CB  | S-CB  | S-CB   | S-CB      | S-CB  | S-CB      |
| D. Williams | S-FS  | S-FS  | S-FS   | S-FS  | S-FS  | S-FS     | S-FS  | S-FS     | S-FS  | S-FS  | S-FS   | dnp       | x     | x         |
| J. Williams | x     | x     | x      | x     | x     | x        | x     | x        | dnp   | dnp   | dnp    | dnp       | dnp   | dnp       |
| T. Williams | dnp   | dnp   | dnp    | x     | x     | x        | x     | S-RT     | S-RT  | S-RT  | S-RT   | S-RT      | S-RT  | S-RT      |
| Wolfe       | S-CB  | S-CB  | dnp    | x     | S-CB  | x        | x     | x        | x     | x     | x      | x         | x     | x         |
| Zaslaw      | dnp   | dnp   | x      | dnp   | dnp   | x        | x     | x        | x     | x     | x      | x         | S-FB  | x         |

x - played

# THE LAST TIME...

2007 SEASON

COACHING STAFF

THE SOONERS

SEASON REVIEW

THE UNIVERSITY

## Oklahoma Individual

**Rushed for 100 yards**  
163, Allen Patrick vs. Oklahoma State, 11/25/06

**Rushed for 200 yards**  
211, Adrian Peterson vs. Oregon, 9/16/06

**Passed for 200 yards**  
233, Paul Thompson vs. Boise State, 1/1/07

**Passed for 300 yards**  
309, Paul Thompson vs. Texas Tech, 11/11/06

**Passed for 400 yards**  
429, Josh Heupel at Louisville, 9/25/99

**Had 100 yards receiving**  
120, Juaquin Iglesias vs. Boise State, 1/1/07

**Returned a punt for a touchdown**  
Reggie Smith vs. Middle Tenn., 9/23/06 (61 yds)

**Returned a kickoff for a touchdown**  
Juaquin Iglesias at Baylor, 11/18/06 (88 yards)

**Returned an interception for a touchdown**  
Marcus Walker vs. Boise State, 1/1/07 (33 yds)

**Returned a fumble for a touchdown**  
Lance Mitchell vs. Kansas, 10/23/04 (28 yards)

**Returned a blocked field goal for a touchdown**  
Darryl Bright vs. Texas Tech, 11/21/98 (48 yards)

**Returned a blocked punt for a touchdown**  
Will Peoples vs. Texas Tech, 11/23/02

**Rushed for three touchdowns**  
3, Adrian Peterson vs. Middle Tenn., 9/23/06

**Threw three touchdown passes**  
3, Paul Thompson vs. Middle Tenn., 9/23/06

**Caught three touchdown passes**  
3, Mark Bradley at Oklahoma State, 10/30/04

**Kicked three field goals**  
4, Garrett Hartley vs. Oregon, 9/16/06

**Had a 70-yard run from scrimmage**  
84, Adrian Peterson vs. Okla. State, 11/26/05

**Had a 70-yard pass completion**  
73, Thompson to Kelly vs. Middle Tenn., 9/23/06

**Had 20 tackles**  
22, Rocky Calmus at Colorado, 10/30/99

**Had 50-yard field goal**  
52, Garrett Hartley vs. Texas, 10/15/05

**Had a 70-yard punt**  
75, Michael Cohen vs. Texas A&M, 11/4/06

## Oklahoma Team

**400 yards rushing**  
411 vs. Louisville, 9/27/97

**300 yards rushing**  
302 at Baylor, 11/20/04

**400 yards passing**  
413 vs. Nebraska, 11/13/03

**300 yards passing**  
309 vs. Texas Tech, 11/11/06

**500 yards total offense**  
509 at Texas A&M, 11/12/05

**30 first downs**  
33 vs. Texas A&M, 11/8/03

**Scored 50 points**  
59 vs. Middle Tennessee, 9/23/06

**Scored a safety**  
vs. Baylor, 11/18/06

**Posted a shutout**  
59-0 vs. Middle Tennessee, 9/23/06

**Held an opponent under 100 yards rushing**  
84 vs. Nebraska, 12/2/06

**Held an opponent under 100 yards passing**  
63 vs. Texas A&M, 11/4/06

**Held an opponent between 100 & 200 total yards**  
140 vs. Baylor, 11/18/06

**Held an opponent under 100 total yards**  
95 vs. Middle Tennessee, 9/23/06

**Blocked a punt**  
vs. Missouri, 10/28/06

**Blocked a field goal**  
vs. Oregon, 9/18/04

**Blocked an extra point attempt**  
at Colorado, 10/16/03

## Opponent Individual

**Rushed for 100 yards**  
101, Ian Johnson, Boise State, 1/1/07

**Rushed for 200 yards**  
213, Brad Smith, Missouri, 10/5/02

**Passed for 200 yards**  
262, Jared Zabransky, Boise State, 1/1/07

**Passed for 300 yards**  
341, Dennis Dixon, Oregon, 9/19/06

**Passed for 400 yards**  
454, Steve Walsh, BYU, 12/29/94

**Had 100 yards receiving**  
177, Jaison Williams, Oregon, 9/16/06

**Returned a punt for a touchdown**  
80, Jeremy Bloom, Colorado, 12/7/02

**Returned a kickoff for a touchdown**  
98, Shaun Rochon, Baylor, 10/22/05

**Returned an interception for a touchdown**  
27, Marty Tadmam, Boise State, 1/1/07

**Returned a fumble for a touchdown**  
Braelon Davis, Baylor, 11/18/06 (56 yards)

**Returned a blocked punt for a touchdown**  
Lance Taylor, Alabama, 9/7/02 (8 yards)

**Rushed for three touchdowns**  
3, Eli Roberson, Kansas State, 9/29/01

**Threw three touchdown passes**  
3, Jared Zabransky, Boise State, 1/1/07

**Caught three touchdown passes**  
3, Steve Smith, USC, 1/04/05

**Kicked three field goals**  
3, Layne Neumann, Texas A&M, 11/4/06

**Had a 70-yard run from scrimmage**  
80, Jammal Charles, Texas, 10/8/05

**Had a 70-yard pass completion**  
73, Allen Webb to Jordy Nelson, KSU, 10/1/05

**Had a 50-yard field goal**  
51, Justin Medlock, UCLA, 9/17/05

## Opponent Team

**400 yards rushing**  
409, Nebraska, 11/1/97

**300 yards rushing**  
314, Colorado, 10/16/93

**400 yards passing**  
485, Baylor, 12/29/94

**300 yards passing**  
343, Oregon, 9/16/06

**500 yards total offense**  
501, Oregon, 9/16/06

**30 first downs**  
30, Iowa State, 11/13/99

**Scored 50 points**  
55, USC, 1/4/05

**Scored a safety**  
Iowa State, 10/14/06

**Posted a shutout**  
29-0, Texas A&M, 11/7/98

**Held OU under 100 yards rushing**  
42, Nebraska, 12/2/05

**Held OU under 100 yards passing**  
77, Oklahoma State, 11/25/06

**Held OU under 200 total yards**  
171 vs. Texas, 10/8/05

**Blocked a punt**  
Fresno State, 9/13/03 (twice)

**Blocked a field goal attempt**  
Oregon, 9/16/06

## Situational Statistics

Playing at home . . . . . 6-0

Playing on the road . . . . . 4-1

Playing on a neutral field . . . . . 1-2

Playing at night . . . . . 6-1

Playing during the day . . . . . 5-2

OU scores on first possession . . . . . 7-0

Opponent scores on first possession . . . . . 1-2

OU scores first . . . . . 8-0

Opponent scores first . . . . . 3-3

OU leads after 1st quarter . . . . . 8-0

Opponent leads after 1st quarter . . . . . 1-3

Teams are tied after 1st quarter . . . . . 2-0

OU leads at halftime . . . . . 8-1

Opponent leads at halftime . . . . . 1-2

Teams are tied at halftime . . . . . 2-0

OU leads after 3rd quarter . . . . . 10-1

Opponent leads after 3rd quarter . . . . . 1-2

Game goes to overtime . . . . . 0-1

OU has more total yards . . . . . 7-2

Opponent has more total yards . . . . . 4-1

OU has more rushing yards . . . . . 9-2

Opponent has more rushing yards . . . . . 2-0

Opponent has equal rushing yards . . . . . 0-1

OU has more passing yards . . . . . 6-1

Opponent has more passing yards . . . . . 5-2

OU has more turnovers . . . . . 1-2

Opponent has more turnovers . . . . . 6-1

Teams have equal turnovers . . . . . 0-0

OU has more penalties . . . . . 4-2

Opponent has more penalties . . . . . 6-1

Teams have equal penalties . . . . . 1-0

OU has more time of possession . . . . . 8-2

Opponent has more time of possession . . . . . 3-1

OU has 100-yard rusher . . . . . 8-2

Opponent has 100-yard rusher . . . . . 1-3

OU scores at least 20 points . . . . . 9-2

Opponent scores at least 20 points . . . . . 2-4

OU throws for 300 yards . . . . . 1-0

Opponent throws for 300 yards . . . . . 0-1

Playing on natural grass . . . . . 9-2

Playing on artificial surface . . . . . 2-1

OU defense scores . . . . . 2-1

Opponent defense scores . . . . . 1-3

OU returns KO/Punt for touchdown . . . . . 2-0

Opponent returns KO/Punt for touchdown . . . . . 0-0



# SEASON SUPERLATIVES

## Oklahoma Individual Highs

|                     |  |
|---------------------|--|
| Rushes              | 35, Patrick, Allen vs Colorado (Oct 21, 2006)          |
|                     | Patrick, Allen at Missouri (Oct 28, 2006)              |
| Yards Rushing       | 211, Peterson, Adrian at Oregon (Sep 16, 2006)         |
| TD Rushes           | 3, Peterson, Adrian vs Middle Tennessee (Sep 23, 2006) |
| Long Rush           | 65, Patrick, Allen at Oklahoma State (Nov 25, 2006)    |
| Pass attempts       | 34, Thompson, Paul vs Nebraska (Dec 02, 2006)          |
| Pass completions    | 24, Thompson, Paul vs Texas Tech (Nov 11, 2006)        |
| Yards Passing       | 309, Thompson, Paul vs Texas Tech (Nov 11, 2006)       |
| TD Passes           | 3, Thompson, Paul vs Middle Tenn. (Sep 23, 2006)       |
| Long Pass           | 73, Thompson, Paul vs Middle Tenn. (Sep 23, 2006)      |
| Receptions          | 11, Kelly, Malcolm vs Texas Tech (Nov 11, 2006)        |
| Yards Receiving     | 164, Kelly, Malcolm vs Middle Tenn. (Sep 23, 2006)     |
| TD Receptions       | 2, Kelly, Malcolm vs Washington (Sep 09, 2006)         |
|                     | Kelly, Malcolm vs Iowa State (Oct 14, 2006)            |
|                     | Kelly, Malcolm vs Nebraska (Dec 02, 2006)              |
| Long Reception      | 73, Kelly, Malcolm vs Middle Tenn. (Sep 23, 2006)      |
| Field Goals         | 4, Hartley, Garrett at Oregon (Sep 16, 2006)           |
| Long Field Goal     | 46, Hartley, Garrett vs Iowa State (Oct 14, 2006)      |
|                     | Hartley, Garrett vs Colorado (Oct 21, 2006)            |
| Punts               | 9, Cohen, Michael vs Nebraska (Dec 02, 2006)           |
| Punting Avg.        | 51.0, Cohen, Michael at Baylor (Nov 18, 2006)          |
| Long Punt           | 75, Cohen, Michael at Texas A&M (Nov 04, 2006)         |
| Long Punt Return    | 62, Smith, Reggie vs Washington (Sep 09, 2006)         |
| Long Kickoff Return | 88, Iglesias, Juquin at Baylor (Nov 18, 2006)          |
| Tackles             | 17, Rufus Alexander vs Boise State (Jan 1, 2007)       |
| Sacks               | 2.0, Latimer, Zach vs Middle Tennessee (Sep 23, 2006)  |
|                     | Williams, Darien vs Iowa State (Oct 14, 2006)          |
|                     | Ah You, C.J. at Baylor (Nov 18, 2006)                  |
|                     | Dotson, Alonzo at Baylor (Nov 18, 2006)                |
| Tackles For Loss    | 4.0, Alexander, Rufus vs Middle Tenn. (Sep 23, 2006)   |
|                     | Ah You, C.J. at Baylor (Nov 18, 2006)                  |
| Interceptions       | 2, Harris, Nic at Oregon (Sep 16, 2006)                |
|                     | Smith, Reggie at Baylor (Nov 18, 2006)                 |

## Oklahoma Team Highs

|                  |  |
|------------------|--|
| Rushes           | 52, at Missouri Tigers (Oct 28, 2006)    |
| Yards Rushing    | 238, at Oklahoma State (Nov 25, 2006)    |
| Yards Per Rush   | 5.8, at Baylor (Nov 18, 2006)            |
| TD Rushes        | 3, vs Middle Tenn. (Sep 23, 2006)        |
|                  | at Oklahoma State (Nov 25, 2006)         |
| Pass attempts    | 35, vs Nebraska (Dec 02, 2006)           |
| Pass completions | 24, vs Texas Tech (Nov 11, 2006)         |
| Yards Passing    | 309, vs Texas Tech (Nov 11, 2006)        |
| Yards Per Pass   | 13.6, vs Middle Tennessee (Sep 23, 2006) |
| TD Passes        | 3, vs Middle Tennessee (Sep 23, 2006)    |
| Total Plays      | 75, vs Colorado (Oct 21, 2006)           |
| Total Offense    | 462, vs Middle Tenn. (Sep 23, 2006)      |
| Yards Per Play   | 7.2, vs Middle Tenn. (Sep 23, 2006)      |
| Points           | 59, vs Middle Tenn. (Sep 23, 2006)       |
| Sacks By         | 5, at Baylor (Nov 18, 2006)              |
| First Downs      | 25, vs Texas Tech (Nov 11, 2006)         |
| Penalties        | 11, vs Texas (Oct 07, 2006)              |
| Penalty Yards    | 72, vs Texas (Oct 07, 2006)              |
| Turnovers        | 5, vs Texas (Oct 07, 2006)               |
|                  | at Baylor (Nov 18, 2006)                 |
| Interceptions By | 3, at Missouri Tigers (Oct 28, 2006)     |
|                  | vs Nebraska (Dec 02, 2006)               |

## Opponent Individual Highs

|                     |   |
|---------------------|---|
| Rushes              | 23, by two players                                  |
| Yards Rushing       | 144, Stewart, J., at Oregon (Sep 16, 2006)          |
| TD Rushes           | 1, by 10 players                                    |
| Long Rush           | 58, Hicks, Stevie, vs Iowa State (Oct 14, 2006)     |
|                     | Goodson, Mike, at Texas A&M (Nov 04, 2006)          |
| Pass attempts       | 50, Taylor, Zac, vs Nebraska (Dec 02, 2006)         |
| Pass completions    | 26, Dixon, Dennis, at Oregon (Sep 16, 2006)         |
|                     | Harrell, Graham, vs Texas Tech (Nov 11, 2006)       |
| Yards Passing       | 341, Dixon, Dennis, at Oregon (Sep 16, 2006)        |
| TD Passes           | 3, Jared Zabransky vs. Boise State (Jan 01, 2007)   |
| Long Pass           | 67, Dixon, Dennis, at Oregon (Sep 16, 2006)         |
| Receptions          | 9, Williams, Jaison, at Oregon (Sep 16, 2006)       |
| Yards Receiving     | 177, Williams, Jaison, at Oregon (Sep 16, 2006)     |
| TD Receptions       | 2, by two players                                   |
| Long Reception      | 67, Williams, Jaison, at Oregon (Sep 16, 2006)      |
| Field Goals         | 3, Neumann, Layne, at Texas A&M (Nov 04, 2006)      |
| Long Field Goal     | 48, Martinez, Paul, at Oregon (Sep 16, 2006)        |
| Punts               | 9, Brandtner, Mike, vs Iowa State (Oct 14, 2006)    |
| Punting Avg.        | 56.0, Douglas, Sean, vs Washington (Sep 09, 2006)   |
| Long Punt           | 82, Douglas, Sean, vs Washington (Sep 09, 2006)     |
| Long Punt Return    | 14, Johnson, J., at Oregon (Sep 16, 2006)           |
| Long Kickoff Return | 34, McNair, DeMarco, vs Middle Tenn. (Sep 23, 2006) |
| Tackles             | 17, Washington, Thad, vs Colorado (Oct 21, 2006)    |
| Sacks               | 1.0, several times                                  |
| Tackles For Loss    | 3.0, Sabb, J.K., vs Middle Tennessee (Sep 23, 2006) |
| Interceptions       | 2, by two players                                   |

## Opponent Team Highs

|                  |   |
|------------------|---|
| Rushes           | 40, vs UAB (Sep 02, 2006)               |
|                  | vs Washington (Sep 09, 2006)            |
|                  | at Texas A&M (Nov 04, 2006)             |
| Yards Rushing    | 204, vs Washington (Sep 09, 2006)       |
|                  | at Texas A&M (Nov 04, 2006)             |
| Yards Per Rush   | 5.1, vs Washington (Sep 09, 2006)       |
|                  | at Texas A&M (Nov 04, 2006)             |
| TD Rushes        | 2, at Oregon (Sep 16, 2006)             |
|                  | at Oklahoma State (Nov 25, 2006)        |
| Pass attempts    | 50, vs Nebraska (Dec 02, 2006)          |
| Pass completions | 27, at Oregon (Sep 16, 2006)            |
| Yards Passing    | 343, at Oregon (Sep 16, 2006)           |
| Yards Per Pass   | 9.9, vs UAB (Sep 02, 2006)              |
| TD Passes        | 2, at Oregon, vs. Texas, vs. Texas Tech |
| Total Plays      | 74, at Oregon (Sep 16, 2006)            |
| Total Offense    | 501, at Oregon (Sep 16, 2006)           |
| Yards Per Play   | 6.8, at Oregon (Sep 16, 2006)           |
| Points           | 34, at Oregon (Sep 16, 2006)            |
| Sacks By         | 3, vs Iowa State (Oct 14, 2006)         |
| First Downs      | 26, at Oregon (Sep 16, 2006)            |
| Penalties        | 11 vs UAB (Sep 02, 2006)                |
| Penalty Yards    | 77 vs UAB (Sep 02, 2006)                |
| Turnovers        | 5 vs Middle Tenn. (Sep 23, 2006)        |
|                  | vs Nebraska (Dec 02, 2006)              |
| Interceptions By | 3 vs. UAB (Jan 01, 2007)                |

# 2006 SEASON REVIEW

2007 SEASON

COACHING STAFF

THE SOONERS

SEASON REVIEW

THE UNIVERSITY

## Game-by-Game Comparisons

| Opp.          | Score          | Total          | First Downs   |                |             | Rushes-Yards             | Comp-Att-Int                 | Pass Yards       | Total Plays-Yards         | Ret. Yards      | TO           |
|---------------|----------------|----------------|---------------|----------------|-------------|--------------------------|------------------------------|------------------|---------------------------|-----------------|--------------|
|               |                |                | By Rush       | By Pass        | By Pen      |                          |                              |                  |                           |                 |              |
| UAB           | 24-17          | 14/14          | 5/8           | 9/6            | 0/0         | 29-143 / 40-135          | 14-24- 2 / 11-17- 0          | 227/169          | 53-370 / 57-304           | 181/75          | 4/1          |
| Wash.         | 37-20          | 22/17          | 10/8          | 12/9           | 0/0         | 35-181 / 40-204          | 21-33- 1 / 14-30- 0          | 272/180          | 68-453 / 70-384           | 128/40          | 2/1          |
| Oregon        | 33-34          | 19/26          | 7/11          | 9/14           | 3/1         | 43-207 / 32-158          | 13-24- 0 / 27-42- 2          | 174/343          | 67-381 / 74-501           | 120/114         | 1/4          |
| M. Tenn.      | 59-0           | 21/7           | 9/3           | 12/4           | 0/0         | 44-190 / 28-22           | 14-20- 0 / 6-20- 2           | 272/73           | 64-462 / 48-95            | 116/108         | 2/5          |
| Texas         | 10-28          | 13/13          | 4/9           | 9/4            | 0/0         | 36-124 / 32-124          | 15-27- 2 / 11-18- 0          | 209/108          | 63-333 / 50-232           | 105/60          | 5/0          |
| Iowa St.      | 34-9           | 17/12          | 5/6           | 12/6           | 0/0         | 34-185 / 29-89           | 16-27- 0 / 14-25- 2          | 195/149          | 61-380 / 54-238           | 77/57           | 0/2          |
| Colorado      | 24-3           | 17/5           | 10/2          | 7/3            | 0/0         | 49-166 / 30-74           | 17-26- 0 / 3-14- 1           | 105/39           | 75-271 / 44-113           | -1/41           | 1/2          |
| Missouri      | 26-10          | 21/20          | 10/6          | 8/12           | 3/2         | 52-231 / 27-76           | 11-19- 0 / 23-46- 3          | 127/284          | 71-358 / 73-360           | 21/28           | 2/4          |
| A&M           | 17-16          | 16/15          | 12/10         | 3/2            | 1/3         | 45-224 / 40-204          | 3-12- 0 / 8-18- 1            | 39/63            | 57-263 / 58-267           | 46/40           | 2/1          |
| T. Tech       | 34-24          | 25/16          | 5/3           | 16/12          | 4/1         | 36-139 / 11-31           | 24-31- 1 / 26-48- 1          | 309/250          | 67-448 / 59-281           | 100/144         | 4/1          |
| Baylor        | 36-10          | 17/11          | 11/1          | 6/9            | 0/1         | 41-236 / 20-48           | 12-19- 1 / 22-45- 2          | 178/188          | 60-414 / 65-140           | 215/145         | 5/2          |
| Okla. St.     | 27-21          | 19/20          | 11/6          | 7/14           | 1/0         | 47-238 / 39-119          | 7-11- 0 / 17-31- 0           | 77/243           | 58-315 / 70-362           | 59/57           | 0/1          |
| Nebraska      | 21-7           | 13/17          | 2/6           | 11/11          | 0/0         | 28-42 / 21-84            | 19-35- 1 / 23-50- 3          | 265/282          | 63-307 / 71-366           | 62/52           | 1/5          |
| Boise St.     | 42-43          | 23/16          | 9/6           | 10/10          | 0/4         | 38-174/35-110            | 19-32-3/20-30-1              | 233/267          | 70-407/65-377             | 145/192         | 4/3          |
| <b>Totals</b> | <b>382-199</b> | <b>234/193</b> | <b>101/79</b> | <b>121/106</b> | <b>12/8</b> | <b>519-2306/389-1272</b> | <b>186-308- 8/205-404-17</b> | <b>2449/2371</b> | <b>827-4755/ 793-3643</b> | <b>1229/961</b> | <b>29/29</b> |

| Opp.           | 3rd Down              |  | 4th Down           |  | Time of Possession   | TOP Margin   | Avg Yds/Rush   | Avg Yds/Pass   | Avg Yds/Play   | Punting                  |  | Penalties              |  |
|----------------|-----------------------|--|--------------------|--|----------------------|--------------|----------------|----------------|----------------|--------------------------|--|------------------------|--|
|                | Conversions           |  | Conversions        |  |                      |              |                |                |                | Number-Avg               |  | No-Yds / No-Yds        |  |
| UAB            | 3-11 / 2-11           |  | 0-0 / 0-0          |  | 24:46/ 35:14         | -10:28       | 4.9/3.4        | 9.5/9.9        | 7.0/5.3        | 4-40.0 / 7-44.3          |  | 5-40 / 11-77           |  |
| Washington     | 5-12 / 6-16           |  | 1-1 / 0-2          |  | 30:43/ 29:17         | 1:26         | 5.2/5.1        | 8.2/6.0        | 6.7/5.5        | 3-44.3 / 6-48.3          |  | 7-38 / 6-50            |  |
| Oregon         | 4-14 / 8-14           |  | 1-1 / 1-1          |  | 34:28/ 25:32         | 8:56         | 4.8/4.9        | 7.2/8.2        | 5.7/6.8        | 5-45.6 / 3-36.0          |  | 8-69 / 6-49            |  |
| M. Tenn.       | 4-9 / 1-11            |  | 1-2 / 0-1          |  | 30:11/ 29:49         | 0:22         | 4.3/0.8        | 13.6/3.7       | 7.2/2.0        | 2-28.5 / 8-39.0          |  | 2-10 / 2-10            |  |
| Texas          | 8-16 / 3-10           |  | 1-1 / 0-0          |  | 32:09/ 27:51         | 4:18         | 3.4/3.9        | 7.7/6.0        | 5.3/4.6        | 5-34.0 / 7-37.6          |  | 11-72 / 3-30           |  |
| Iowa St.       | 4-12 / 1-12           |  | 1-1 / 1-1          |  | 29:22/ 30:38         | -1:16        | 5.4/3.1        | 7.2/6.0        | 6.2/4.4        | 5-36.2 / 9-44.6          |  | 3-35 / 4-30            |  |
| Colorado       | 9-18 / 3-13           |  | 1-2 / 0-1          |  | 36:44/ 23:16         | 13:28        | 3.4/2.5        | 4.0/2.8        | 3.6/2.6        | 5-32.6 / 6-35.5          |  | 5-35 / 3-20            |  |
| Missouri       | 5-15 / 10-19          |  | 0-1 / 0-1          |  | 36:23/ 23:37         | 12:46        | 4.4/2.8        | 6.7/6.2        | 5.0/4.9        | 5-42.8 / 4-24.5          |  | 5-39 / 8-75            |  |
| Texas A&M      | 1-9 / 6-14            |  | 1-1 / 0-0          |  | 28:36/ 31:24         | -2:48        | 5.0/5.1        | 3.2/3.5        | 4.6/4.6        | 4-46.0 / 5-38.6          |  | 5-42 / 6-48            |  |
| Texas Tech     | 7-11 / 2-12           |  | 0-0 / 1-2          |  | 33:31/ 26:29         | 7:02         | 3.9/2.8        | 10.0/5.2       | 6.7/4.8        | 2-38.0 / 4-42.5          |  | 2-25 / 7-51            |  |
| Baylor         | 6-11 / 3-16           |  | 0-0 / 1-4          |  | 30:13/ 29:47         | 0:26         | 5.8/-2.4       | 9.4/4.2        | 6.9/2.2        | 3-51.0 / 7-43.1          |  | 5-45 / 3-15            |  |
| Oklahoma State | 9-14 / 6-15           |  | 0-0 / 3-4          |  | 30:52/ 29:08         | 1:44         | 5.1/3.1        | 7.0/7.8        | 5.4/5.2        | 5-41.8 / 4-44.2          |  | 2-11 / 5-37            |  |
| Nebraska       | 4-15 / 3-15           |  | 0-1 / 1-3          |  | 31:39/ 28:21         | 3:18         | 1.5/4.0        | 7.6/5.6        | 4.9/5.2        | 9-36.7 / 7-34.1          |  | 3-25 / 5-24            |  |
| Boise St.      | 2-10 / 4-14           |  | 0-0 / 2-2          |  | 33:12/ 26:48         | -8:36        | 4.6/3.1        | 7.3/8.9        | 5.8/5.8        | 5-33.2/8-41.6            |  | 6-35 / 8-63            |  |
| <b>Totals</b>  | <b>69-167/ 54-178</b> |  | <b>7-11 / 8-20</b> |  | <b>442:49/397:11</b> | <b>39:14</b> | <b>4.4/3.3</b> | <b>8.0/5.9</b> | <b>5.7/4.6</b> | <b>57-39.6 / 77-39.9</b> |  | <b>63-486 / 69-516</b> |  |



NIC HARRIS

# 2006 SEASON REVIEW

7 NATIONAL CHAMPIONSHIPS 40 CONFERENCE CHAMPIONSHIPS 24 BOWL CHAMPIONSHIPS 142 ALL-AMERICANS 63 NATIONAL AWARD WINNERS

## Oklahoma Scoring Drive Chart

| Qtr. | Opponent    | Time  | Scoring Play                                | Conversion             | Play-Yards | TOP  | Score |
|------|-------------|-------|---|------------------------|------------|------|-------|
| 1    | UAB         | 8:12  | Finley 21-yard pass from Thompson           | Hartley kick           | 2-46       | :37  | 7-0   |
| 3    | UAB         | 10:32 | Peterson 4-yard run                         | Hartley kick           | 6-39       | 2:20 | 14-7  |
| 3    | UAB         | 3:39  | Peterson 69-yard pass from Thompson         | Hartley kick           | 1-69       | :25  | 21-17 |
| 4    | UAB         | 14:13 | Hartley 30-yard field goal                  |                        | 5-24       | 1:58 | 24-17 |
| 1    | Washington  | 5:46  | Kelly 7-yard pass from Thompson             | Hartley kick           | 4-22       | 2:06 | 7-7   |
| 2    | Washington  | 8:58  | Hartley 44-yard field goal                  |                        | 9-36       | 3:22 | 10-10 |
| 2    | Washington  | :49   | Hartley 37-yard field goal                  |                        | 12-55      | 2:31 | 13-13 |
| 3    | Washington  | 11:15 | Kelly 35-yard pass from Thompson            | Hartley kick           | 7-69       | 1:46 | 20-13 |
| 3    | Washington  | 7:02  | Hartley 30-yard field goal                  |                        | 5-13       | 2:01 | 23-13 |
| 3    | Washington  | :56   | Peterson 17-yard run                        | Hartley kick           | 6-92       | 2:13 | 30-13 |
| 4    | Washington  | 2:48  | Peterson 1-yard run                         | Hartley kick           | 9-80       | 4:47 | 37-13 |
| 1    | Oregon      | 2:28  | Hartley 41-yard field goal                  |                        | 9-44       | 4:40 | 3-0   |
| 2    | Oregon      | 2:01  | Hartley 20-yard field goal                  |                        | 7-17       | 4:18 | 6-10  |
| 3    | Oregon      | 8:50  | Thompson 1-yard run                         | Hartley kick           | 5-47       | 2:34 | 13-13 |
| 3    | Oregon      | 3:48  | Kelly 31-yard pass from Thompson            | Hartley kick           | 6-73       | 2:55 | 20-13 |
| 4    | Oregon      | 12:19 | Peterson 17-yard run                        | Hartley kick           | 7-70       | 2:30 | 27-20 |
| 4    | Oregon      | 6:46  | Hartley 20-yard field goal                  |                        | 9-32       | 4:50 | 30-20 |
| 4    | Oregon      | 3:12  | Hartley 22-yard field goal                  |                        | 7-57       | 4:59 | 33-2  |
| 1    | M. Tenn.    | 10:54 | Hartley 28-yard field goal                  |                        | 7-27       | 2:33 | 3-0   |
| 1    | M. Tenn.    | 6:37  | Kelly 18-yard pass from Thompson            | Hartley kick           | 5-48       | 1:39 | 10-0  |
| 1    | M. Tenn.    | 3:28  | Peterson 3-yard run                         | Hartley kick           | 3-76       | :35  | 17-0  |
| 1    | M. Tenn.    | 2:58  | Latimer 22-yard interception return         | Hartley kick           | -          | -    | 24-0  |
| 2    | M. Tenn.    | 14:56 | Peterson 2-yard run                         | Hartley kick           | 5-62       | 1:13 | 31-0  |
| 2    | M. Tenn.    | 5:22  | Gresham 22-yard pass from Thompson          | Hartley kick           | 9-52       | 4:26 | 38-0  |
| 2    | M. Tenn.    | 2:32  | Peterson 7-yard run                         | Hartley kick           | 5-24       | 2:38 | 45-0  |
| 3    | M. Tenn.    | 12:37 | Iglesias 15-yard pass from Thompson         | Hartley kick           | 5-67       | 2:06 | 52-0  |
| 4    | M. Tenn.    | 12:55 | Smith 61-yard punt return                   | Hartley kick           | -          | -    | 59-0  |
| 2    | Texas       | 7:41  | Peterson 29-yard run                        | Hartley kick           | 3-75       | :51  | 7-7   |
| 2    | Texas       | :04   | Hartley 35-yard field goal                  |                        | 9-63       | 5:30 | 7-10  |
| 1    | Iowa State  | 10:38 | Peterson 6-yard run                         | Hartley kick           | 4-57       | 2:25 | 7-0   |
| 1    | Iowa State  | 5:08  | Kelly 9-yard pass from Thompson             | Hartley kick           | 8-65       | 4:00 | 14-0  |
| 2    | Iowa State  | 12:41 | Hartley 46-yard field goal                  |                        | 10-31      | 3:52 | 17-7  |
| 2    | Iowa State  | :39   | Kelly 15-yard pass from Thompson            | Hartley kick           | 6-85       | 1:33 | 24-7  |
| 3    | Iowa State  | 3:24  | Hartley 35-yard field goal                  |                        | 8-21       | 3:13 | 27-9  |
| 4    | Iowa State  | 6:35  | Peterson 53-yard run                        | Hartley kick           | 1-53       | :28  | 34-9  |
| 1    | Colorado    | 7:49  | M. Johnson 3-yard pass from Thompson        | Hartley kick           | 12-61      | 5:20 | 7-0   |
| 1    | Colorado    | :04   | Hartley 46-yard field goal                  |                        | 6-17       | 2:17 | 10-0  |
| 4    | Colorado    | 10:26 | Patrick 2-yard run                          | Hartley kick           | 12-54      | 4:51 | 17-0  |
| 4    | Colorado    | :17   | Brown 4-yard run                            | Hartley kick           | 12-43      | 5:49 | 24-3  |
| 1    | Missouri    | 3:52  | Thompson 3-yard run                         | Hartley kick           | 7-33       | 3:33 | 7-3   |
| 2    | Missouri    | 14:56 | Finley 18-yard pass from Thompson           | Hartley kick           | 6-58       | 2:56 | 14-3  |
| 2    | Missouri    | 11:52 | Jason Carter blocks punt for safety         |                        |            |      | 16-3  |
| 3    | Missouri    | 5:02  | Chaney 15-yard pass from Thompson           | Hartley kick           | 10-80      | 5:20 | 23-10 |
| 4    | Missouri    | 3:48  | Hartley 30-yard field goal                  |                        | 4-7        | 2:31 | 26-10 |
| 1    | Texas A&M   | 10:09 | Patrick 1-yard run                          | Hartley kick           | 13-80      | 4:51 | 7-0   |
| 1    | Texas A&M   | :57   | Thompson 7-yard run                         | Hartley kick           | 10-80      | 6:00 | 14-3  |
| 3    | Texas A&M   | 7:31  | Hartley 23-yard field goal                  |                        | 4-0        | 1:11 | 17-10 |
| 1    | Texas Tech  | 9:51  | Hartley 28-yard field goal                  |                        | 7-40       | 3:18 | 3-0   |
| 1    | Texas Tech  | 14:53 | Johnson 32-yard pass from Thompson          | Hartley kick           | 9-82       | 4:16 | 10-7  |
| 2    | Texas Tech  | :10   | Kelly 40-yard pass from Thompson            | Hartley kick           | 5-69       | 1:20 | 17-24 |
| 3    | Texas Tech  | 4:50  | Hartley 23-yard field goal                  |                        | 10-56      | 5:35 | 20-24 |
| 4    | Texas Tech  | 12:51 | Brown 40-yard run                           | Hartley kick           | 6-70       | 2:41 | 27-24 |
| 4    | Texas Tech  | 2:21  | Brown 2-yard run                            | Hartley kick           | 14-80      | 6:57 | 34-24 |
| 1    | Baylor      | 5:23  | Finley 10-yard pass from Thompson           | Try for two failed     | 10-85      | 4:23 | 6-0   |
| 1    | Baylor      | 4:14  | Smith 42-yard interception return           | Hartley kick           |            |      | 13-0  |
| 3    | Baylor      | 12:46 | Kelly 21-yard pass from Thompson            | Hartley kick           | 5-75       | 2:14 | 20-3  |
| 3    | Baylor      | 7:44  | Brown 7-yard run                            | Hartley kick           | 4-18       | 1:31 | 27-3  |
| 3    | Baylor      | 5:46  | Dotson sack for safety                      |                        |            |      | 29-3  |
| 3    | Baylor      | 5:30  | Iglesias 88-yard kickoff (free kick) return | Hartley kick           |            |      | 36-3  |
| 1    | Okla. State | 3:37  | Brown 3-yard run                            | Hartley kick           | 13-80      | 6:12 | 7-7   |
| 2    | Okla. State | 1:08  | Iglesias 13-yard pass from Thompson         | Hartley kick failed    | 9-53       | 4:42 | 13-7  |
| 3    | Okla. State | 14:21 | Patrick 65-yard run                         | Hartley kick           | 1-65       | :39  | 20-7  |
| 3    | Okla. State | 3:51  | Brown 1-yard run                            | Hartley kick           | 11-74      | 5:47 | 27-14 |
| 1    | Nebraska    | 14:12 | Patrick 2-yard run                          | Hartley kick           | 1-2        | :12  | 7-0   |
| 1    | Nebraska    | 5:35  | Kelly 66-yard pass from Thompson            | Hartley kick           | 1-66       | :32  | 14-0  |
| 3    | Nebraska    | 1:25  | Kelly 3-yard pass from Thompson             | Hartley kick           | 11-99      | 3:21 | 21-7  |
| 1    | Boise State | :26   | Johnson 8-yard pass from Thompson           | Hartley kick           | 14-82      | 7:02 | 7-14  |
| 2    | Boise State | 5:38  | Hartley 31-yard field goal                  |                        | 5-38       | 2:47 | 10-14 |
| 3    | Boise State | 4:29  | Peterson 8-yard run                         | Hartley kick           | 2-11       | :47  | 17-28 |
| 4    | Boise State | 14:57 | Hartley 28-yard field goal                  |                        | 8-50       | 3:17 | 20-28 |
| 4    | Boise State | 1:26  | Chaney 5-yard pass from Thompson            | Thompson-Iglesias pass | 6-77       | 1:14 | 28-28 |
| 4    | Boise State | 1:02  | Walker 33-yard interception return          | Hartley kick           |            |      | 35-28 |
| OT   | Boise State | na    | Peterson 25-yard run                        | Hartley kick           | 1-25       | na   | 42-35 |

# 2006 SEASON REVIEW

2007 SEASON

COACHING STAFF

THE SOONERS

SEASON REVIEW

THE UNIVERSITY

## Opponent Scoring Drive Chart

| Qtr. | Opponent    | Time  | Scoring Play                                | Conversion      | Play-Yards | TOP  | Score |
|------|-------------|-------|---|-----------------|------------|------|-------|
| 2    | UAB         | 7:17  | White 5-yard run                            | Mullins kick    | 15-80      | 7:26 | 7-7   |
| 3    | UAB         | 7:37  | White 24-yard reception                     | Waters kick     | 6-74       | 2:46 | 14-14 |
| 3    | UAB         | 4:16  | Swayze 32-yard field goal                   |                 | 5-29       | 2:29 | 17-14 |
| 1    | Washington  | 12:16 | James 54-yard run                           | Braunstein kick | 1-54       | :15  | 7-0   |
| 2    | Washington  | 13:06 | Braunstein 32-yard field goal               |                 | 9-47       | 3:22 | 10-7  |
| 2    | Washington  | 3:31  | Braunstein 24-yard field goal               |                 | 13-73      | 5:21 | 13-10 |
| 4    | Washington  | 1:27  | Shackelford 2-yard pass from Bonnell        | Braunstein kick | 6-63       | 1:11 | 20-37 |
| 1    | Oregon      | 13:39 | Stewart 3-yard run                          | Martinez kick   | 4-76       | 1:21 | 7-0   |
| 1    | Oregon      | 7:08  | Martinez 22-yard field goal                 |                 | 12-68      | 4:24 | 10-0  |
| 2    | Oregon      | 0:00  | Martinez 48-yard field goal                 |                 | 10-49      | 2:01 | 13-6  |
| 4    | Oregon      | 14:49 | Williams 30-yard pass from Dixon            | Martinez kick   | 11-87      | 3:59 | 20-20 |
| 4    | Oregon      | 1:12  | Dixon 16-yard run                           | Martinez kick   | 8-65       | 2:00 | 27-33 |
| 4    | Oregon      | :46   | Paysinger 23-yard pass from Dixon           | Martinez kick   | 2-52       | :26  | 34-33 |
| 1    | Texas       | 7:47  | Young 15-yard run                           | Johnson kick    | 9-62       | 4:42 | 7-0   |
| 3    | Texas       | 12:13 | Sweed 33-yard pass from McCoy               | Johnson kick    | 3-52       | 1:00 | 14-10 |
| 3    | Texas       | 2:46  | Shipley 7-yard pass from McCoy              | Johnson kick    | 11-79      | 5:14 | 21-10 |
| 4    | Texas       | 10:37 | Ross 3-yard fumble recovery                 | Johnson kick    | -          | -    | 28-10 |
| 1    | Iowa State  | 1:44  | Blythe 31-yard pass from Meyer              | Culbertson kick | 6-80       | 3:19 | 7-14  |
| 3    | Iowa State  | 11:32 | Safety                                      |                 |            |      |       |
| 4    | Colorado    | 6:13  | Crosby 39-yard field goal                   |                 | 11-51      | 4:00 | 3-17  |
| 1    | Missouri    | 11:26 | Wolfert 39-yard field goal                  |                 | 8-65       | 3:34 | 3-0   |
| 3    | Missouri    | 10:22 | Daniel 13-yard run                          | Wolfert kick    | 8-66       | 1:52 | 16-10 |
| 1    | Texas A&M   | 6:57  | Neumann 28-yard field goal                  |                 | 6-60       | 3:12 | 3-7   |
| 2    | Texas A&M   | 11:24 | Lane 1-yard run                             | Neumann kick    | 9-57       | 4:33 | 10-14 |
| 4    | Texas A&M   | 7:41  | Neumann 19-yard field goal                  |                 | 8-59       | 2:20 | 13-17 |
| 4    | Texas A&M   | 3:28  | Neumann 39-yard field goal                  |                 | 5-35       | 2:42 | 16-17 |
| 1    | Texas Tech  | 4:20  | Johnson 30-yard pass from Harrell           | Trlica kick     | 8-77       | 3:42 | 7-3   |
| 2    | Texas Tech  | 11:18 | Trlica 32-yard field goal                   |                 | 7-63       | 3:45 | 10-10 |
| 2    | Texas Tech  | 9:25  | Johnson 6-yard pass from Harrell            | Trlica kick     | 5-18       | 1:18 | 17-10 |
| 2    | Texas Tech  | 1:43  | Antonio Huffman 54-yard interception return | Trlica kick     |            |      | 24-10 |
| 1    | Baylor      | 2:02  | Havens 38-yard field goal                   |                 | 4-4        | :57  | 13-3  |
| 4    | Baylor      | 7:48  | Davis 56-yard fumble return                 | Havens kick     |            |      | 36-10 |
| 1    | Okla. State | 9:49  | Savage 5-yard run                           | Ricks kick      | 12-79      | 5:11 | 0-7   |
| 3    | Okla. State | 9:38  | Reid 1-yard run                             | Ricks kick      | 9-80       | 4:43 | 20-14 |
| 4    | Okla. State | 6:41  | Woods 2-yard pass from Reid                 | Ricks kick      | 10-60      | 4:25 | 27-21 |
| 1    | Boise State | 9:06  | James 49-yard pass from Zabransky           | Montgomery kick | 7-71       | 3:31 | 7-0   |
| 1    | Boise State | 7:28  | Johnson 2-yard run                          | Montgomery kick | 2-9        | :57  | 14-0  |
| 2    | Boise State | :33   | James 32-yard pass from Zabransky           | Montgomery kick | 6-65       | 1:32 | 21-10 |
| 3    | Boise State | 8:05  | Tadman 27-yard interception return          | Montgomery kick |            |      | 28-10 |
| 4    | Boise State | :07   | rabb 35-yard pass from Zabransky            | Montgomery kick | 5-78       | :55  | 35-35 |
| OT   | Boise State | na    | Schouman 5-yard pass from Perretta          | Johnson run     | 7-25       | na   | 43-42 |



# 2006 SEASON REVIEW

Sept. 2 • Oklahoma Memorial Stadium (84,555) • Norman, Okla.

|   |          |    |
|---|----------|----|
|  | UAB      | 17 |
|   | OKLAHOMA | 24 |

**NORMAN, Okla.** -- Adrian Peterson rushed for one touchdown and caught another as Oklahoma withstood a stubborn UAB team, 24-17. A crowd of 84,555, the largest ever to see an OU opener, witnessed the game.

Like the 2005 opener, when the Sooners lost to TCU, 17-10, Oklahoma committed four turnovers. Peterson had one of those, a fumble, but atoned with a four-yard touchdown run and a 69-yard TD reception.

Paul Thompson got the start at quarterback and was impressive. He completed eight of his first 10 passes and finished 14-of-24 for 227 yards. He was picked off twice, but also had a pair of scoring tosses.

OU trailed only once, 17-14, but scored on its first play after falling behind on the swing pass from Thompson to Peterson.

The two teams combined for just 110 plays, a record for fewest plays in a game over the last 50 seasons.

| SCORE BY QUARTERS | 1 | 2 | 3  | 4 | FINAL |
|-------------------|---|---|----|---|-------|
| UAB               | 0 | 7 | 10 | 0 | 17    |
| Oklahoma          | 7 | 0 | 14 | 3 | 24    |

## SCORING SUMMARY:

### First Quarter

8:12 -- OU -- Finley 21 yd pass from Thompson (Hartley kick), 2-46, TOP 0:37, UAB 0 - OU 7

### Second Quarter

7:17 -- UAB -- White 5 yd run (Mullins kick), 15-80, TOP 7:26, UAB 7 - OU 7

### Third Quarter

10:32 -- OU -- Peterson 4 yd run (Hartley kick), 6-39, TOP 2:20, UAB 7 - OU 14

7:37 -- UAB -- White 24 yd pass from Hunt (Waters kick), 6-74, TOP 2:46, UAB 14 - OU 14

4:16 -- UAB -- Waters 32 yd field goal, 5-29, TOP 2:29, UAB 17 - OU 14

3:39 -- OU -- Peterson 69 yd pass from Thompson (Hartley kick), 1-69, TOP 0:25, UAB 17 - OU 21

### Fourth Quarter

14:13 -- OU -- Hartley 30 yd field goal, 5-24 yards, TOP 1:58, UAB 17 - OU 24

| STATISTICS:                    | UAB     | OU      |
|--------------------------------|---------|---------|
| FIRST DOWNS                    | 14      | 14      |
| NET YARDS RUSHING              | 40-135  | 29-143  |
| NET YARDS PASSING              | 169     | 227     |
| Completions-Attempts-Int.      | 11-17-0 | 14-24-2 |
| TOTAL OFFENSE YARDS            | 57-304  | 53-370  |
| Fumbles: Number-Lost           | 1-1     | 2-2     |
| Penalties: Number-Yards        | 11-77   | 5-40    |
| PUNTS-YARDS                    | 7-310   | 4-160   |
| Punt returns: Number-Yards-TD  | 1-0-0   | 6-67-0  |
| Kickoff returns: Number-Yds-TD | 3-73-0  | 4-114-0 |
| Interceptions: Number-Yds-TD   | 2-0-0   | 0-0-0   |
| Fumble Returns: Number-Yds-TD  | 1-2-0   | 0-0-0   |
| Possession Time                | 35:14   | 24:46   |
| Third-Down Conversions         | 2 of 11 | 3 of 11 |
| Fourth-Down Conversions        | 0 of 0  | 0 of 0  |
| Red-Zone Scores-Chances        | 3-3     | 2-3     |
| Sacks By: Number-Yards         | 1-3     | 1-4     |

**RUSHING:** UAB - Hunt 15-65, Burks 13-38, White 9-23, Elliott 1-5, Williams 1-5; OU - Peterson 24-139, Thompson 4-6.

**PASSING:** UAB - Hunt 15-9-0-149-1; Williams 2-2-0-20-0. OU - Thompson 24-14-2-227-2.

**RECEIVING:** UAB - White 4-53-1, Edwards 2-62, Slaughter 2-12, Elliott 1-28, Erwin 1-11, Sigler 1-3, OU - Finley 4-79-1, Kelly 3-28, Strong 3-27, Iglesias 2-10, Peterson 1-69-1, Gresham 1-14.

**INTERCEPTIONS:** UAB - Sanders 1-0, Felder 1-0, OU - na.

**TACKLE LEADERS:** UAB - Evans, King - 7; OU - Alexander, Latimer - 10

**SACKS:** UAB - Register 1-3; OU - Alexander 1-4

**ATT:** 84,555

Sept. 9 • Oklahoma Memorial Stadium (84,577) • Norman, Okla.

|  |            |    |
|--|------------|----|
|  | WASHINGTON | 20 |
|  | OKLAHOMA   | 37 |

**NORMAN, Okla.** -- Paul Thompson threw for a career-high 227 yards and Adrian Peterson plowed through Washington's defense for 165 more as Oklahoma thwarted Washington before a gathering of 85,577.

Washington scored on its first play, a 54-yard bolt by Kenny James before the teams settled into a tight first half. The halftime score was 13-13.

The Sooners then put the game away with 24 unanswered points. The flurry started with a 35-yard pass from Thompson to Kelly, their second hook-up of the day for a touchdown.

Garrett Hartley added the third of his three field goals before Peterson ran in from 17 yards and one yard to settle the issue.

Kelly posted six grabs for a career-high 121 yards. Hartley made all three field goals, all four PAT kicks and launched touchbacks on seven of his eight kickoffs (the exception was a sky kick in the fourth quarter).

FS Darien Williams led OU with 13 tackles. LB Rufus Alexander added 10. LB Zach Latimer had one of the biggest plays when he forced a fumble at the Sooner eight.

| SCORE BY QUARTERS | 1 | 2 | 3  | 4 | FINAL |
|-------------------|---|---|----|---|-------|
| Washington        | 7 | 6 | 0  | 7 | 20    |
| Oklahoma          | 7 | 6 | 17 | 7 | 37    |

## SCORING SUMMARY:

### First Quarter

12:16 -- UW -- James 54-yard run (Braunstein kick), 1-54, TOP :57, UW 7, OU 0

5:56 -- OU -- Kelly 7-yard pass from Thompson (Hartley kick), 4-22, TOP 2:06, OU 7, UW 7

### Second Quarter

13:06 -- UW -- Braunstein 32-yard field goal, 9-47, TOP 3:22, UW 10, OU 7

8:58 -- OU -- Hartley 44-yard field goal, 9-36, TOP 3:48, OU 1-, UW 10

3:31 -- UW -- Braunstein 24-yard field goal, 13-73, TOP 5:21, UW 13, OU 10

:49 -- OU -- Hartley 37-yard field goal, 12-55, TOP 2:31, OU 13, UW 13

### Third Quarter

11:15 -- OU -- Kelly 35-yard pass from Thompson (Hartley kick), 7-69, TOP 1:46, OU 20, UW 13

7:02 -- OU -- Hartley 30-yard field goal, 5-13, TOP 2:01, OU 23, UW 13

:56 -- OU -- Peterson 17-yard run (Hartley kick), 6-92, TOP 2:13, OU 30, UW 13

### Fourth Quarter

2:48 -- OU -- Peterson 1-yard run (Hartley kick), 9-80, TOP 4:47, OU 37, UW 13

1:27 -- UW -- Shackelford 2- yard pass from Bonnell (Braunstein kick), 6-63, TOP 1:11, OU 37, UW 20

| STATISTICS:                    | UW      | OU      |
|--------------------------------|---------|---------|
| FIRST DOWNS                    | 17      | 22      |
| NET YARDS RUSHING              | 40-204  | 35-181  |
| NET YARDS PASSING              | 180     | 272     |
| Completions-Attempts-Int.      | 14-30-0 | 21-33-1 |
| TOTAL OFFENSE YARDS            | 70-384  | 68-453  |
| Fumbles: Number-Lost           | 1-1     | 1-1     |
| Penalties: Number-Yards        | 6-50    | 7-38    |
| PUNTS-YARDS                    | 6-290   | 3-133   |
| Punt returns: Number-Yards-TD  | 2-15-0  | 3-75-0  |
| Kickoff returns: Number-Yds-TD | 1-14-0  | 2-53-0  |
| Interceptions: Number-Yds-TD   | 1-11-0  | 0-0-0   |
| Fumble Returns: Number-Yds-TD  | 0-0-0   | 0-0-0   |
| Possession Time                | 29:17   | 30:43   |
| Third-Down Conversions         | 6 of 16 | 5 of 12 |
| Fourth-Down Conversions        | 0 of 2  | 1 of 1  |
| Red-Zone Scores-Chances        | 3-4     | 5-5     |
| Sacks By: Number-Yards         | 1-5     | 0-0     |

**RUSHING:** UW -- Rankin 17-112, James 10-69, Stanback 12-18, Bonnell 1-5. OU

-- Peterson 32-165, Thompson 2-11, Strong 1-5.

**PASSING:** UW -- Stanback 9-22-0-139-0, Bonnell 5-7-0-41-1, Rankin 0-1-0-0-0. OU - Thompson 21-33-1-272-2.

**RECEIVING:** UW - Russo 3-70, Shackelford 3-42, Kirton 3-31, Williams 3-22, Reece 1-9, Rankin 1-6. OU -- Kelly 6-121, Iglesias 5-44, Strong 4-45, Finley 2-38, Peterson 2-6, Smith 1-12, Johnson 1-6.

**INTERCEPTIONS:** UW - White 1-11. OU - na.

**TACKLE LEADERS:** UW - White - 12; OU - D. Williams - 13



**SACKS:** UW - Stevens 1-5. OU - na

**ATT:** 84,577

# 2006 SEASON REVIEW

Sept. 16 • Autzen Stadium (59,269) • Eugene, Ore.

Sept. 23 • Oklahoma Memorial Stadium (84,326) • Norman, Okla.

|   |          |    |  |                  |    |
|---|----------|----|--|------------------|----|
|  | OKLAHOMA | 33 |  | MIDDLE TENNESSEE | 0  |
|   | OREGON   | 34 |  | OKLAHOMA         | 59 |

**EUGENE, Ore.** -- It will go down at Oregon as one of the greatest wins in school history. It will go down at Oklahoma as one of the school's most controversial losses.

Several disputed calls down the stretch, including replays, marred a thrilling, offensive slugfest. In particular, the touching of the ball and awarding of possession on an Oregon onside kick with 1:06 remaining drew outcry from Oklahoma and many national media. The Pacific 10 Conference later acknowledge the errors and reprimanded the officiating crew.

The Ducks rallied from a 13-point deficit over the final 3:12, then blocked OU's potential game-winning field goal on the final play.

Adrian Peterson starred for the Sooners. He rushed 34 times for 211 yards and one touchdown in the game. He was particularly impressive in the fourth quarter when he gained 145 yards.

Oklahoma trailed early, then built a 33-20 lead in the fourth quarter. A defense that had played well through the second and third periods, faltered in the fourth and wound up surrendering 501 yards on the day.

| SCORE BY QUARTERS | 1  | 2 | 3  | 4  | FINAL |
|-------------------|----|---|----|----|-------|
| Oklahoma          | 3  | 3 | 14 | 13 | 33    |
| Oregon            | 10 | 3 | 0  | 21 | 34    |

## SCORING SUMMARY:

### First Quarter

13:39 -- OU -- Stewart 3-yard run (Martinez kick), 4-76, TOP 1:21, OU 7, OU 0

7:08 -- OU -- Martinez 22-yard field goal, 12-68, TOP 4:24, OU 10, OU 0

2:28 -- OU -- Hartley 41-yard field goal, 9-44, TOP 4:40, OU 10, OU 3

### Second Quarter

2:01 -- OU -- Hartley 20-yard field goal, 7-17, TOP 4:18, OU 10, OU 6

0:00 -- OU -- Martinez 48-yard field goal, 10-49, TOP 2:01, OU 13, OU 6

### Third Quarter

8:50 -- OU -- Thompson 1-yard run (Hartley kick), 5-47, TOP 2:34, OU 13, OU 13

3:48 -- OU -- Kelly 31-yard pass from Thompson (Hartley kick), 6-73, TOP 2:55, OU 20, OU 13

### Fourth Quarter

14:49 -- OU -- Williams 30-yard pass from Dixon (Martinez kick), 11-87, TOP 3:59, OU 20, OU 20

12:19 -- OU -- Peterson 17-yard run (Hartley kick), 7-70, TOP 2:30, OU 27, OU 20

6:46 -- OU -- Hartley 20-yard field goal, 9-32, TOP 2:22, OU 30, OU 20

3:12 -- OU -- Hartley 22-yard field goal, 7-57, TOP 2:22, OU 33, OU 20

1:12 -- OU -- Dixon 16-yard run, 8-65, TOP 2:00, OU 33, OU 27

:46 -- OU -- Paysinger 23-yard pass from Dixon, 2-52, TOP 0:26, OU 34, OU 33

| STATISTICS:                    | OU      | OU      |
|--------------------------------|---------|---------|
| FIRST DOWNS                    | 19      | 26      |
| NET YARDS RUSHING              | 43-207  | 32-158  |
| NET YARDS PASSING              | 174     | 343     |
| Completions-Attempts-Int.      | 13-24-0 | 27-42-2 |
| TOTAL OFFENSE YARDS            | 67-38   | 74-501  |
| Fumbles: Number-Lost           | 1-1     | 3-2     |
| Penalties: Number-Yards        | 8-69    | 6-49    |
| PUNTS-YARDS                    | 5-228   | 3-108   |
| Punt returns: Number-Yards-TD  | 1-3-0   | 3-22-0  |
| Kickoff returns: Number-Yds-TD | 5-123-0 | 5-92-0  |
| Interceptions: Number-Yds-TD   | 2-0-0   | 0-0-0   |
| Possession Time                | 34:28   | 25:32   |
| Third-Down Conversions         | 4 of 14 | 8 of 14 |
| Fourth-Down Conversions        | 1 of 1  | 1 of 1  |
| Red-Zone Scores-Chances        | 6-6     | 3-3     |
| Sacks By: Number-Yards         | 1-7     | 2-12    |

**RUSHING:** OU -- Peterson 34-211, Iglesias 1-2, Patrick 101, Thompson 7(-7). OU

-- Stewart 23-144, Dixon 6-34, Finley 1-0, Leaf 1(-10).

**PASSING:** OU -- Thompson 13-23-0-174-1. OU -- Dixon 26-41-2-341-2, Leaf 1-1-0-2-0.

**RECEIVING:** OU -- Iglesias 5-78, Kelly 3-66-1, Pleasant 2-13, Eldridge 1-10, Johnson 1-6, Strong 1-1. OU -- Williams 9-177-1, Rosario 6-46, Stewart 4-33, Kent 3-16, Paysinger 2-58, Finley 2-5, Keeling 1-8.

**INTERCEPTIONS:** OU -- Harris 2-0, OU -- na.

**TACKLE LEADERS:** OU -- Carter - 10; OU -- Phillips - 14.

**SACKS:** OU -- Birdine 1-75. OU -- Thurmond 1-2, Chung 1-1.

**ATT:** 59,269

**NORMAN, Okla.** -- Oklahoma scored on six of its first seven offensive possessions and tacked on a defensive touchdown during that stretch in blowing out Middle Tennessee, 59-0. It was the worst loss for the Blue Raiders in their Division I era.

Paul Thompson and Malcolm Kelly set the tone for the game, hooking up three times for 134 yards in the first quarter alone. Kelly scored OU's first TD on an 18-yard grab, but also had a 73-yard reception in the period.

The defensive score came when LB Zach Latimer picked off a pass and returned it 22 yards.

The shutout was the first by Oklahoma since 2004 and OU also held MTSU under 100 total yards.

Adrian Peterson played against a defense geared to stop him, but still carried 27 times for 128 yards and three touchdowns. He sat out the fourth quarter.

| SCORE BY QUARTERS | 1  | 2  | 3 | 4 | FINAL |
|-------------------|----|----|---|---|-------|
| Middle Tennessee  | 0  | 0  | 0 | 0 | 0     |
| Oklahoma          | 24 | 21 | 7 | 7 | 59    |

## SCORING SUMMARY:

### First Quarter

10:54 -- OU -- Hartley 28-yard field goal, 7-27, TOP 2:33, OU 3, MT 0

6:37 -- OU -- Kelly 18-yard pass from Thompson (Hartley kick), 5-48, TOP 1:39, OU 10, MT 0

3:28 -- OU -- Peterson 3-yard run (Hartley kick), 3-76, TOP :35, OU 17, MT 0

2:58 -- OU -- Latimer 22-yard interception return (Hartley kick), OU 24, MT 0

### Second Quarter

14:56 -- OU -- Peterson 2-yard run (Hartley kick), 5-62, TOP 1:13, OU 31, MT 0

5:22 -- OU -- Gresham 22-yard pass from Thompson (Hartley kick), 9-52, TOP 4:26, OU 38, MT 0

2:32 -- OU -- Peterson 7-yard run (Hartley kick), 5-24, TOP 2:38, OU 45, MT 0

### Third Quarter

12:37 -- OU -- Iglesias 15-yard pass from Thompson (Hartley kick), 5-67, TOP 2:06, OU 52, MT 0

### Fourth Quarter

12:55 -- OU -- Smith 61-yard punt return (Hartley kick), OU 59, MT 0

| STATISTICS:                    | MT      | OU      |
|--------------------------------|---------|---------|
| FIRST DOWNS                    | 7       | 21      |
| NET YARDS RUSHING              | 28-22   | 44-190  |
| NET YARDS PASSING              | 73      | 272     |
| Completions-Attempts-Int.      | 6-20-2  | 14-20-0 |
| TOTAL OFFENSE YARDS            | 48-95   | 64-462  |
| Fumbles: Number-Lost           | 4-3     | 2-2     |
| Penalties: Number-Yards        | 2-10    | 2-10    |
| PUNTS-YARDS                    | 8-39-0  | 2-28-5  |
| Punt returns: Number-Yards-TD  | 0-0-0   | 3-68-1  |
| Kickoff returns: Number-Yds-TD | 6-108-0 | 1-15-0  |
| Interceptions: Number-Yds-TD   | 0-0-0   | 2-33-1  |
| Fumble Returns: Number-Yds-TD  | 0-0-0   | 0-0-0   |
| Possession Time                | 29:49   | 30:11   |
| Third-Down Conversions         | 1 of 11 | 4 of 9  |
| Fourth-Down Conversions        | 0 of 1  | 1 of 2  |
| Red-Zone Scores-Chances        | 0-0     | 6-7     |
| Sacks By: Number-Yards         | 1-5     | 3-22    |

**RUSHING:** MT -- McNair 9-37, Gee 6-14, Craddock 2-3, Gross 7(-8), Marks 4(-24), OU

-- Peterson 27-128, Patrick 13-52, Gutierrez 2-17, Thompson 1(-5).

**PASSING:** MT -- Craddock 3-11-133-0, Marks 3-9-1-40-0; OU -- Thompson 13-18-0-257-3, Halzle 1-2-0-15-0.

**RECEIVING:** MT -- Williams 2-37, Grigsby 2-18, Paschall 1-15, Chicola 1-3; OU -- Kelly 5-164-1, Iglesias 4-56-1, Johnson 2-22, Gresham 1-22-1, Tennell 1-11, Peterson 1(-3).

**INTERCEPTIONS:** MT -- 0, OU -- Latimer 1-22, Harris 1-11.

**TACKLE LEADERS:** MT -- Sabb 8, OU -- Alexander 8.

**SACKS:** MT -- Jones 1-5, OU -- Latimer 2-18, Harris 1-4.

**ATT:** 84,326

2007 SEASON

COACHING STAFF

THE SOONERS

SEASON REVIEW

THE UNIVERSITY

# 2006 SEASON REVIEW

Oct. 7 • Cotton Bowl (76,260) • Dallas, Texas

|   |          |    |
|---|----------|----|
|  | TEXAS    | 28 |
|   | OKLAHOMA | 10 |

**DALLAS** -- Oklahoma outgained by 101 yards, but stymied itself with 11 penalties and five turnovers in dropping a 28-10 decision.

The Sooners fell behind by a 7-0 count, but rallied to take a 10-7 lead at halftime. Following the intermission, OU could mount nothing but mistakes. Four of the turnovers and five of the penalties ensued and the outcome was sealed.

Adrian Peterson rushed 25 times for 109 yards and one touchdown against the nation's No. 3-ranked run defense. Paul Thompson completed 15-of-27 passes for 209 yards. He was picked off twice, but those interceptions came on the last two OU drives when the offense was in desperation mode.

Texas won by playing almost error free. The Longhorns did not commit a turnover and were penalized just three times for 30 yards.

It was the 101st meeting in the series. A crowd of 76,260, the second largest ever to witness the game, was in attendance.

| SCORE BY QUARTERS | 1 | 2  | 3  | 4 | FINAL |
|-------------------|---|----|----|---|-------|
| Texas             | 7 | 0  | 14 | 7 | 28    |
| Oklahoma          | 0 | 10 | 0  | 0 | 10    |

## SCORING SUMMARY:

### First Quarter

7:41 -- UT -- Young 15-yard run (Johnson kick), 9-62, TOP 4:42, UT 7, OU 0

### Second Quarter

7:41 -- OU -- Peterson 29-yard run (Hartley kick), 3-75, TOP :51, OU 7, UT 7

:04 -- OU -- Hartley 35-yard field goal, 9-63, TOP 5:30, OU 10, UT 7

### Third Quarter

12:13 -- UT -- Sweed 33-yard pass from McCoy (Johnson kick), 3-52, TOP 1:00, UT 14, OU 10

2:46 -- UT -- Shipley 7-yard pass McCoy (Johnson kick), 11-79, TOP 5:14, UT 21, OU 10

### Fourth Quarter

10:37 -- UT -- Ross 3-yard fumble return (Johnson kick), UT 28, OU 10

| STATISTICS:                | UT      | OU      |
|----------------------------|---------|---------|
| FIRST DOWNS                | 13      | 13      |
| RUSHES-YARDS (NET)         | 32-124  | 36-124  |
| PASSING YDS (NET)          | 108     | 209     |
| Passes Att-Comp-Int.       | 18-11-0 | 27-15-2 |
| TOTAL OFFENSE YARDS        | 50-232  | 63-333  |
| Fumble Returns-Yards       | 2-27    | 0-0     |
| Punt Returns-Yards         | 0-0     | 2--3    |
| Kickoff Returns-Yards      | 1-33    | 5-108   |
| Interception Returns-Yards | 2-0     | 0-0     |
| Punts (Number-Avg)         | 7-37.6  | 5-34.0  |
| Fumbles-Lost               | 0-0     | 6-3     |
| Penalties-Yards            | 3-30    | 11-72   |
| Possession Time            | 27:51   | 32:09   |
| Third-Down Conversions     | 3 of 10 | 8 of 16 |
| Fourth-Down Conversions    | 0 of 0  | 1 of 1  |
| Red-Zone Scores-Chances    | 2-2     | 1-1     |
| Sacks By: Number-Yards     | 2-20    | 1-15    |

**RUSHING:** UT -- Charles 12-65, Young 11-60, McCoy 6-11, Pittman 1-(-8); OU -- Peterson 25-109, Thompson 7-18, Johnson 1-9, Allen 2-2.

**PASSING:** UT -- McCoy 11-18-0-108-2; OU -- Thompson 15-27-2-209-0.

**RECEIVING:** UT -- Sweed 2-38-1, Pittman 2-19, Shipley 2-17-1, Charles 2-7, Cosby 1-16, Young 1-9, Tweedie 1-2; OU -- Iglesias 5-69, Johnson 4-55, Kelly 2-31, Finley 2-3, Gresham 1-41, Peterson 1-10.

**INTERCEPTIONS:** UT -- Ross 2-0, OU -- na.

**TACKLE LEADERS:** UT -- Bobino 10, OU -- Ah You 8.

**SACKS:** UT -- Miller, Robinson 1, OU -- Young 1.

**ATT:** 76,260

Oct. 14 • Oklahoma Memorial Stadium (84,152) • Norman, Okla.

|  |            |    |
|--|------------|----|
|  | IOWA STATE | 9  |
|  | OKLAHOMA   | 34 |

**NORMAN, Okla.** -- Rarely has an Oklahoma victory been so painful for the Sooners as was this 34-9 triumph over Iowa State.

Oklahoma dominated the visiting Cyclones, but on its final touchdown of the day lost running back Adrian Peterson to a broken collarbone. It came at the end of a 53-yard gallop that had the crowd of 84,152 whipped into a frenzy.

Moments later, doctors on the sideline determined the severity of the injury.

While still searching for perfection, OU head coach Bob Stoops had to admit that the victory was comprehensive. The Sooners, behind 183 yards from Peterson, rushed for 185 on the day to complement a passing game that yielded another 195.

QB Paul Thompson was efficient, completing 16-of-27 for two touchdowns and no interceptions.

Oklahoma's defense was strong, too. FS Darien Williams spearheaded with nine tackles, two sacks and one interception, which he returned 35 yards.

Iowa State mustered just 238 total yards, while converting only 1-of-12 third-down tries.

| SCORE BY QUARTERS | 1  | 2  | 3 | 4 | FINAL |
|-------------------|----|----|---|---|-------|
| Iowa State        | 7  | 0  | 2 | 0 | 9     |
| Oklahoma          | 14 | 10 | 3 | 7 | 34    |

## SCORING SUMMARY:

### First Quarter

10:38 -- OU -- Peterson 6-yard run (Hartley kick) 4-57, TOP 2:25, OU 7, ISU 0

5:08 -- OU -- Kelly 9-yard pass from Thompson (Hartley kick), 8-65, TOP 4:00, OU 14, ISU 0

1:44 -- ISU -- Blythe 31-yard pass from Meyer (Culbertson kick), 6-80, TOP 3:19, OU 14, ISU 7

### Second Quarter

12:41 -- OU -- Hartley 46-yard field goal, 10-31, TOP 3:52, OU 17, ISU 7

:39 -- OU -- Kelly 15-yard pass from Thompson, 6-85, TOP 1:33, OU 24, ISU 7

### Third Quarter

11:32 -- ISU -- Safety, OU 24, ISU 9

3:24 -- OU -- Hartley 35-yard field goal, 8-21, TOP 3:13, OU 27, ISU 9

### Fourth Quarter

6:35 -- OU -- Peterson 53-yard run (Hartley kick) 1-53, TOP: 28, OU 34, ISU 9

| STATISTICS:                    | ISU     | OU      |
|--------------------------------|---------|---------|
| FIRST DOWNS                    | 12      | 17      |
| NET YARDS RUSHING              | 29-89   | 34-185  |
| NET YARDS PASSING              | 149     | 195     |
| Completions-Attempts-Int.      | 14-25-2 | 16-27-0 |
| TOTAL OFFENSE YARDS            | 54-238  | 61-380  |
| Fumbles: Number-Lost           | 1-0     | 2-0     |
| Penalties: Number-Yards        | 4-30    | 3-35    |
| PUNTS-YARDS                    | 9-401   | 5-181   |
| KICKOFFS-YARDS                 | 2-110   | 8-480   |
| Punt returns: Number-Yards-TD  | 0-0-0   | 5-22-0  |
| Kickoff returns: Number-Yds-TD | 4-57-0  | 1-20-0  |
| Interceptions: Number-Yds-TD   | 0-0-0   | 2-35-0  |
| Possession Time                | 30:38   | 27:37   |
| Third-Down Conversions         | 1 of 12 | 4 of 12 |
| Fourth-Down Conversions        | 1 of 1  | 1 of 1  |
| Red-Zone Scores-Chances        | 0-0     | 4-4     |
| Sacks By: Number-Yards         | 3-15    | 3-19    |

**RUSHING:** ISU -- Hick 13-83, Kick 1-5, Scales 3-3, Meyer 12-(-2); OU -- Peterson 26-183, Patrick 2-7, Johnson 1-4, Thompson 5-(-9).

**PASSING:** ISU -- Meyer 14-25-2-149-1; OU -- Thompson 16-27-0-195-2.

**RECEIVING:** ISU -- Blythe 3-60, Flynn 3-50, Davis 1-12, Sumrall 1-11, Moses 1-9, Scales 1-4, Hamilton 1-2, Nickel 1-2, Barkema 1-1, Hicks 1-(-2); OU -- Kelly 4-50, Johnson 4-48, Peterson 3-45, Finley 3-31, Iglesias 1-17, Gresham 1-4.

**INTERCEPTIONS:** ISU -- na, OU -- Williams 1-35, Alexander 1-0.

**TACKLE LEADERS:** ISU -- McKenzie 15, OU -- Williams 9.

**SACKS:** ISU -- Curvey, Moorehead, Rubin 1, OU -- Williams 2, Pendleton 1.

**ATT:** 84,152

# 2006 SEASON REVIEW

2007 SEASON

COACHING STAFF

THE SOONERS

SEASON REVIEW

THE UNIVERSITY

Oct. 21 • Oklahoma Memorial Stadium (84,443) • Norman, Okla.

Oct. 28 • Faurot Field (62,045) • Columbia, Mo.



COLORADO

3

OKLAHOMA

24



OKLAHOMA

26

MISSOURI

10

**NORMAN, Okla.** -- The night belonged to the Oklahoma defense as the Sooners stifled Colorado, 24-3.

The Sooners held CU to season lows in first downs, rushing yards, passing yards and total yards, while equalling the low for points scored. The Buffs got just five first downs in the game and connected on only 3-of-14 passing attempts.

The defense was led by LB Rufus Alexander, who chalked up 11 tackles. Another linebacker, Zach Latimer, had six stops, two for loss, and one interception. Sooner defenders made eight tackles behind the line of scrimmage.

In the meantime the OU offense, in its first game without RB Adrian Peterson, was efficient. The Sooners committed just one turnover while churning out 166 yards on the ground against the nation's ninth-ranked rushing defense.

Peterson's replacement, Allen Patrick, carried 35 times for 110 yards to account for the first 100-yard performance of the season by a back opposing Colorado.

| SCORE BY QUARTERS | 1  | 2 | 3 | 4  | FINAL |
|-------------------|----|---|---|----|-------|
| Colorado          | 0  | 0 | 0 | 3  | 3     |
| Oklahoma          | 10 | 0 | 0 | 14 | 24    |

## SCORING SUMMARY:

### First Quarter

7:49 -- OU -- M. Johnson 3-yard pass from Thompson (Hartley kick), 12-61, TOP 5:20, OU 7, CU 0  
:04 -- OU -- Hartley 46-yard field goal, 6-17, TOP 2:17, OU 10, CU 0

### Fourth Quarter

10:26 -- OU -- Patrick 2-yard run (Hartley kick), 12-54, TOP 4:51, OU 17, CU 0  
6:13 -- CU -- Crosby 39-yard field goal, 11-51, TOP 4:00, OU 17, CU 3  
:17 -- OU -- Brown 4-yard run (Hartley kick), 12-43, TOP 5:49, OU 24, CU 3

| STATISTICS:                    | CU      | OU      |
|--------------------------------|---------|---------|
| FIRST DOWNS                    | 5       | 17      |
| NET YARDS RUSHING              | 30-74   | 49-166  |
| NET YARDS PASSING              | 3       | 105     |
| Completions-Attempts-Int.      | 3-14-1  | 17-26-0 |
| TOTAL OFFENSE YARDS            | 44-113  | 75-271  |
| Fumbles: Number-Lost           | 4-1     | 2-1     |
| Penalties: Number-Yards        | 3-20    | 5-35    |
| PUNTS-YARDS                    | 6-213   | 5-163   |
| KICKOFFS-YARDS                 | 1-65    | 5-321   |
| Punt returns: Number-Yards-TD  | 1-1-0   | 2--1-0  |
| Kickoff returns: Number-Yds-TD | 2-40-0  | 0-0-0   |
| Interceptions: Number-Yds-TD   | 0-0-0   | 1-0-0   |
| Possession Time                | 23:16   | 36:44   |
| Third-Down Conversions         | 3 of 13 | 9 of 18 |
| Fourth-Down Conversions        | 0 of 1  | 1 of 2  |
| Red-Zone Scores-Chances        | 0-0     | 3-3     |
| Sacks By: Number-Yards         | 0-0     | 0-0     |

**RUSHING:** CU -- Jackson 10-54, Holliday 10-23, Charles 6-2, Williams 1-0 ; OU -- Patrick 35-100, Thompson 5-26, Gutierrez 5-18, Brown 4-12.

**PASSING:** CU -- Jackson 3-14-1-39-0; OU -- Thompson 17-26-0-105-1.

**RECEIVING:** CU -- Crawford 1-22, DeVree 1-11, Williams 1-6; OU -- Kelly 7-64, Finley 2-22, Zaslav 2-12, Johnson 2-11, Iglesias 2-(-4), Eldridge 1-3, Gutierrez 1-(-3).

**INTERCEPTIONS:** CU -- na, OU -- Latimer, 1.

**TACKLE LEADERS:** CU -- Washington 17, OU -- Alexander 11.

**SACKS:** CU -- na, OU -- na.

**ATT:** 84,443

**COLUMBIA, Mo.** -- Oklahoma's defense contained Missouri's spread offense and forced four Tiger turnovers as the Sooners posted a 26-10 win over Missouri.

OU scored 17 points off turnovers, scoring on three of the four it forced. Missouri quarterback Chase Daniel, who accounted for all but one of his team's 360 total yards, entered the game with 19 touchdown throws and just five interceptions. He failed to complete a scoring pass against OU and was picked off three times.

On offense, Allen Patrick once again rushed for big numbers while subbing for the injured Adrian Peterson. Patrick carried 35 times for 157 yards and OU rushed for a season-high 231.

QB Paul Thompson hit on 11-of-19 passes with two touchdowns and no interceptions. He fired scoring tosses to Joe Jon Finley (18 yards) and Quentin Chaney (15 yards). It was Chaney's first career TD reception.

Thompson also rushed for a touchdown on a three-yard carry.

| SCORE BY QUARTERS | 1 | 2 | 3 | 4 | FINAL |
|-------------------|---|---|---|---|-------|
| Oklahoma          | 7 | 9 | 7 | 3 | 26    |
| Missouri          | 3 | 0 | 7 | 0 | 10    |

## SCORING SUMMARY:

### First Quarter

11:26 -- MU -- Wolfert 39-yard field goal, 8-65, TOP 3:34, MU 3, OU 0  
3:52 -- OU -- Thompson 3-yard run (Hartley kick), 7-33, OU 7, MU 3

### Second Quarter

14:56 -- OU -- Finley 18-yard pass from Thompson (Hartley kick), 6-58, TOP 2:56, OU 14, MU 3  
11:52 -- OU -- Safety, OU 16, MU 3

### Third Quarter

10:22 -- MU -- Daniel 13-yard run (Wolfert kick), 8-66, TOP 1:56, OU 16, MU 10  
5:02 -- OU -- Chaney 15-yard pass from Thompson (Hartley kick), 10-80, TOP 5:20, OU 23, MU 10

### Fourth Quarter

3:48 -- OU -- Hartley 30-yard field goal, 4-7, TOP 2:31, OU 26, MU 10

| STATISTICS:                    | OU      | MU       |
|--------------------------------|---------|----------|
| FIRST DOWNS                    | 21      | 20       |
| NET YARDS RUSHING              | 52-231  | 27-76    |
| NET YARDS PASSING              | 127     | 284      |
| Completions-Attempts-Int.      | 11-19-0 | 23-46-3  |
| TOTAL OFFENSE YARDS            | 71-358  | 73-360   |
| Fumbles: Number-Lost           | 3-2     | 3-1      |
| Penalties: Number-Yards        | 5-39    | 8-75     |
| PUNTS-YARDS                    | 5-214   | 4-98     |
| KICKOFFS-YARDS                 | 5-304   | 4-257    |
| Punt returns: Number-Yards-TD  | 1-12-0  | 3-16-0   |
| Kickoff returns: Number-Yds-TD | 1-4-0   | 2-12-0   |
| Interceptions: Number-Yds-TD   | 3-5-0   | 0-0-0    |
| Fumble Returns: Number-Yds-TD  | 0-0-0   | 0-0-0    |
| Possession Time                | 36:23   | 23:37    |
| Third-Down Conversions         | 5 of 15 | 10 of 19 |
| Fourth-Down Conversions        | 0 of 1  | 0 of 1   |
| Red-Zone Scores-Chances        | 4-4     | 2-4      |
| Sacks By: Number-Yards         | 1-14    | 1-7      |

**RUSHING:** OU -- Patrick 25-157, Gutierrez 11-46, Thompson 6-28; MU -- Daniel 20-75, Goldsmith 4-1, Temple 3-0.

**PASSING:** OU -- Thompson 11-19-0-127-2; MU -- Daniel 23-44-3-284-0.

**RECEIVING:** OU Kelly 4-40, Finley 2-33, Johnson 2-7, Gresham 1-17, Iglesias 1-15, Chaney 1-15; MU Coffman 5-57, Perry 5-40, Franklin 4-53, Ekwerekwu 4-47, Rucker 3-29, Bracey 1-46, Saunders 1-12.

**INTERCEPTIONS:** OU -- Latimer 1-1, Walker 1-3, Holmes 1-0; MU -- na.

**TACKLE LEADERS:** OU -- Baker 9, MU -- Overstreet 13.


**SACKS:** OU -- Alexander 1-14, MU -- Ricks 1-7.

**ATT:** 62,045



# 2006 SEASON REVIEW

Nov. 4 • Kyle Field (85,697) • College Station, Texas

|   |           |    |
|---|-----------|----|
|  | OKLAHOMA  | 17 |
|   | TEXAS A&M | 16 |

**COLLEGE STATION, Texas** -- The calculated risk is nothing new for Bob Stoops, but in his 100th game as Oklahoma's coach he reinforced that characteristic as perhaps never before.

With 1:29 remaining and OU clinging to a one-point lead, Stoops was faced with fourth-and-one from his own 29. The Sooner coach decided to go for the first down and, when Paul Thompson plunged across his own 30 yard-line, he sealed the fate for Texas A&M, 17-16.

The Aggies had no timeouts remaining and could simply watch as Oklahoma downed the ball twice to run out the clock.

The powerful OU running game was a difference maker in the game. The Sooners ran for 224 yards, including a career-high 173 by Allen Patrick.

In the meantime, the OU defense was stingy and twice turned away the Aggies with no points after a pair of Sooner fumbles. Just as important, A&M was forced to settle for field goals on two of its three trips to the red zone.

| SCORE BY QUARTERS | 1  | 2 | 3 | 4 | FINAL |
|-------------------|----|---|---|---|-------|
| Oklahoma          | 14 | 0 | 3 | 0 | 17    |
| Texas A&M         | 3  | 7 | 0 | 6 | 16    |

## SCORING SUMMARY:

### First Quarter

10:09 -- OU -- Patrick 1-yard run (Hartley kick), 13-80, TOP 4:51, OU 7, A&M 0

6:57 -- A&M -- Neumann 28-yard field goal, 6-60, TOP 3:12, OU 7, A&M 3

5:57 -- OU -- Thompson 7-yard run (Hartley kick), 10-80, TOP 6:00, OU 14, A&M 3

### Second Quarter

11:24 -- A&M -- Lane 1-yard run (Neumann kick), 9-57, TOP 4:33, OU 14, A&M 10

### Third Quarter

7:31 -- OU -- Hartley 23-yard field goal, 4-0, TOP 1:11, OU 17, A&M 10

### Fourth Quarter

7:41 -- A&M -- Neumann 19-yard field goal, 8-59, TOP 2:20, OU 17, A&M 13

3:28 -- A&M -- Neumann 39-yard field goal, 5-35, TOP 2:42, OU 17, A&M 16

| STATISTICS:                    | OU     | A&M     |
|--------------------------------|--------|---------|
| FIRST DOWNS                    | 16     | 15      |
| NET YARDS RUSHING              | 45-224 | 40-204  |
| NET YARDS PASSING              | 39     | 63      |
| Completions-Attempts-Int.      | 3-12-0 | 8-18-1  |
| TOTAL OFFENSE YARDS            | 57-263 | 58-267  |
| Fumbles: Number-Lost           | 3-2    | 0-0     |
| Penalties: Number-Yards        | 5-42   | 6-48    |
| PUNTS-YARDS                    | 4-184  | 5-193   |
| Punt returns: Number-Yards-TD  | 2-11-0 | 1-1-0   |
| Kickoff returns: Number-Yds-TD | 1-16-0 | 2-39-0  |
| Interceptions: Number-Yds-TD   | 1-19-0 | 0-0-0   |
| Possession Time                | 28:36  | 31:24   |
| Third-Down Conversions         | 1 of 9 | 6 of 14 |
| Fourth-Down Conversions        | 1 of 1 | 0 of 0  |
| Sacks By: Number-Yards         | 2-12   | 1-8     |

**RUSHING:** OU -- Patrick 32-173-1, Gutierrez 7-52-0, Thompson 3-6-1 ; A&M -- Goodson 10-127-0, Lane 13-62-1, McGee 13-28-0, Lewis 2-(-1)-0, Brown 1-(-4)-1, Schroeder 1-(-8)-0.

**PASSING:** OU -- Thompson 3-12-0-39-0; A&M -- McGee 8-18-1-63-0.

**RECEIVING:** OU -- Iglesias 1-19-0, Johnson 1-13, Kelly 1-7; A&M -- Schroeder 3-34, Goodson 3-15, Alexander 1-11, Bennett 1-3.

**INTERCEPTIONS:** OU -- Walker 1, A&M -- na

**TACKLE LEADERS:** OU -- D. Williams, Alexander 9, A&M -- Bullitt 9.

**SACKS:** OU -- Coleman, Walker, Thibodeaux 1, A&M Harrington 1

**ATT:** 85,697

Nov. 11 • Oklahoma Memorial Stadium (85,313) • Norman, Okla.

|  |            |    |
|--|------------|----|
|  | TEXAS TECH | 24 |
|  | OKLAHOMA   | 34 |

**NORMAN, Okla.** -- Oklahoma rallied from a 14-point deficit to salvage senior night and defeat Texas Tech, 34-24.

Senior QB Paul Thompson, who earlier in the evening won OU's prestigious Don Key Award, completed 24-of-31 passes for two touchdowns and a career-high 309 yards. His favorite target, Malcolm Kelly, tied a school record with 11 receptions that went for 153 yards and one TD.

Fourth-string running back Chris Brown, a true freshman, paced the ground attack with 16 rushes for 84 yards and two touchdowns, one a 40-yarder.

The Sooner defense held Tech 10 points under its scoring average, 125.5 yards under its passing average and 50 yards below its rushing average. The Red Raiders, who led 24-17 at halftime, were 0-of-6 on third downs in the decisive second half.

Allen Patrick, who had subbed the last two weeks for Adrian Peterson, missed the game with a sprained ankle.

OU won despite committing four turnovers, one of which, an interception, was returned for a TD.

| SCORE BY QUARTERS | 1 | 2  | 3 | 4  | FINAL |
|-------------------|---|----|---|----|-------|
| Texas Tech        | 7 | 17 | 0 | 0  | 24    |
| Oklahoma          | 3 | 14 | 3 | 14 | 34    |

## SCORING SUMMARY:

### First Quarter

9:51 -- OU -- Hartley 28-yard field goal, 7-40, TOP 3:18, OU 3, TT 0

4:20 -- TT -- Johnson 30-yard pass from Harrell (Trlica kick), 8-77, TOP 3:42, TT 7, OU 3

### Second Quarter

14:53 -- OU -- Johnson 32-yard pass from Thompson (Hartley kick), 9-82, TOP 4:16, OU 10, TT 7

11:18 -- TT -- Trlica 32-yard field goal, 7-63, TOP 3:45, OU 10, TT 10

9:25 -- TT -- Johnson 6-yard pass from Harrell (Trlica kick), 5-18, TOP 1:33, TT 17, OU 10

1:43 -- TT -- Huffman 54-yard interception return (Trlica kick), TT 24, OU 10

:10 -- OU -- Kelly 40-yard pass from Thompson (Hartley kick), TT 24, OU 17

### Third Quarter

4:50 -- OU -- Hartley 23-yard field goal, 10-56, TOP 5:35, TT 24, OU 20

### Fourth Quarter

12:51 -- OU -- Brown 40-yard run (Hartley kick), 6-70, TOP 2:41, OU 27, TT 24

2:21 -- OU -- Brown 2-yard run (Hartley kick), 14-80, TOP 6:57, OU 34, TT 24

| STATISTICS:                    | TTU     | OU      |
|--------------------------------|---------|---------|
| FIRST DOWNS                    | 16      | 25      |
| NET YARDS RUSHING              | 11-31   | 36-139  |
| NET YARDS PASSING              | 250     | 309     |
| Completions-Attempts-Int.      | 26-48-1 | 24-31-1 |
| TOTAL OFFENSE YARDS            | 59-281  | 67-448  |
| Fumbles: Number-Lost           | 0-0     | 4-3     |
| Penalties: Number-Yards        | 7-51    | 2-25    |
| PUNTS-YARDS                    | 4-170   | 2-76    |
| Average Yards Per Punt         | 42.5    | 38.0    |
| Punt returns: Number-Yards-TD  | 1-1-0   | 2-8-0   |
| Kickoff returns: Number-Yds-TD | 7-91-0  | 5-92-0  |
| Interceptions: Number-Yds-TD   | 1-54-1  | 1-0-0   |
| Possession Time                | 26:29   | 33:31   |
| Third-Down Conversions         | 2 of 12 | 7 of 11 |
| Fourth-Down Conversions        | 1 of 2  | 0 of 0  |
| Red-Zone Scores-Chances        | 2-3     | 3-3     |
| Sacks By: Number-Yards         | 1-9     | 2-10    |

**RUSHING:** TT -- Woods 8-40, Harrell 3-(-9); OU Brown 16-84-2, Gutierrez 8-28, Thompson 10-26, Iglesias 1-4..

**PASSING:** OU -- Thompson 24-31-1-309-2; TT -- Harrell 26-48-1-250-2.

**RECEIVING:** TT -- Johnson 7-67, Filani 5-69, Woods 5-34, Amendola 3-14, Morris 2-28, Reese 1-28, Walker 1-6, Schaefer 1-5, G. Walker 1-(-1); OU Kelly 11-153-1, Johnson 6-87-1, Iglesias 3-22, Zaslaw 2-30, Gresham 1-9, Finley 1-8.

**INTERCEPTIONS:** TT -- Huffman 1-54-1; OU -- Thibodeaux -- 1-0

**TACKLE LEADERS:** TT -- Huffman, Garcia 10; OU Alexander, Harris 7

**SACKS:** TT -- Nitschmann 1, OU -- Harris, Birdine, Holmes 1

**ATT:** 85,313

# 2006 SEASON REVIEW

Nov. 18 • Floyd Casey Stadium (31,221) • Norman, Okla.

Nov. 25 • Boone Pickens Stadium (42,819) • Stillwater, Okla.



OKLAHOMA

36

BAYLOR

10



OKLAHOMA

27

OKLAHOMA STATE

21

**WACO, Texas** -- How well was Oklahoma playing in running its winning streak to six games? The Sooners dominated, 36-10, despite committing five turnovers.

Three things kept the Sooners dominant -- a potent rushing game (236 yards) a stifling defense (Baylor had -48 yards rushing) and the big play (a 42-yard interception return for a touchdown, an 88-yard kickoff return for a touchdown and a sack for a safety).

Chris Brown made his first career start and responded with 24 carries for 169 yards and one touchdown. Paul Thompson hit 12-of-19 passes for 178 yards and two touchdowns. Malcolm Kelly had five grabs for 115 yards and one TD.

The defense had five sacks, two each by C.J. Ah You and Alonzo Dotson. The latter accounted for the safety. BU would have gone scoreless if not for OU mistakes. The Bears got a field goal after a muffed punt and scored their lone touchdown on a fumble that Brown simply dropped. The -48 yards rushing was the second-best performance ever by an OU defense.

| SCORE BY QUARTERS | 1  | 2 | 3 | 4 | FINAL |
|-------------------|----|---|---|---|-------|
| Oklahoma          | 14 | 0 | 3 | 0 | 17    |
| Baylor            | 3  | 7 | 0 | 6 | 16    |

#### SCORING SUMMARY:

##### First Quarter

5:23 -- OU -- Finley 10-yard pass from Thompson (try for two failed), 10-85, TOP 4:23, OU 6, BU 0

4:14 -- OU -- Smith 42-yard interception return (Hartley kick), OU 13, BU 0

2:02 -- BU -- Haven 38-yard field goal, 4-4, TOP :57, OU 13, BU 3

##### Third Quarter

12:46 -- OU -- Kelly 21-yard pass from Thompson (Hartley kick), 5-75, TOP 2:14, OU 20, BU 3

7:44 -- OU -- Brown 7-yard run (Hartley kick), 4-18, TOP 1:31, OU 27, BU 3

5:46 -- OU -- Dotson sack for safety, OU 29, BU 3

5:30 -- OU -- Iglesias 88-yard free kick return (Hartley kick), OU 36, BU 3

##### Fourth Quarter

7:48 -- BU -- Davis 56-yard fumble return (Havens kick), OU 36, BU 10

| STATISTICS:                    | OU      | BU      |
|--------------------------------|---------|---------|
| FIRST DOWNS                    | 17      | 11      |
| NET YARDS RUSHING              | 41-236  | 20(-48) |
| NET YARDS PASSING              | 178     | 188     |
| Completions-Attempts-Int.      | 12-19-1 | 22-45-2 |
| TOTAL OFFENSE YARDS            | 60-414  | 65-140  |
| Fumbles: Number-Lost           | 4-4     | 0-0     |
| Penalties: Number-Yards        | 5-45    | 3-15    |
| PUNTS-YARDS                    | 4-21    | 7-302   |
| Average Yards Per Punt         | 54.5    | 43.1    |
| Punt returns: Number-Yards-TD  | 4-10-0  | 0-0-0   |
| Kickoff returns: Number-Yds-TD | 2-111-1 | 5-74-0  |
| Interceptions: Number-Yds-TD   | 2-94-1  | 1-15-0  |
| Fumble Returns: Number-Yds-TD  | 0-0-0   | 1-56-1  |
| Possession Time                | 30:13   | 29:47   |
| Third-Down Conversions         | 6 of 11 | 3 of 16 |
| Fourth-Down Conversions        | 0 of 0  | 1 of 4  |
| Red-Zone Scores-Chances        | 2-3     | 1-2     |
| Sacks By: Number-Yards         | 5-61    | 0-0     |

**RUSHING:** OU -- Brown 24-169-1, Gutierrez 12-59, Thompson 4-10; BU Mosley 7-14, Price 2-2, Sims 1-1, Szymanski 9(-57).

**PASSING:** OU -- Thompson 12-19-1-178-2; BU -- Szymanski 22-45-2-188-0.

**RECEIVING:** OU -- Kelly 5-115-1, Iglesias 3-29, Gresham 1-19, Finley 1-10-1, Eldridge 1-5, Strong 1-0; BU -- Mosley 5-23, White 3-38, Sims 3-17, Jones 2-29, Zeigler 2-25, Shelton 2-15, Price 2-7, Adams 1-16, Payne 1-11, Gettis 1-7.

**INTERCEPTIONS:** OU -- Smith 2-94-1; BU -- Arline 1-15.

**TACKLE LEADERS:** OU -- Harris 7; BU -- Wilson 6.

**SACKS:** OU -- Ah You, Dotson 2, Coleman 1; BU -- na

**ATT:** 31,221

**STILLWATER, Okla.** -- An Oklahoma team defined by its grittiness all year, used two of its toughest elements -- a relentless ground game and a stifling defense -- to notch its fourth straight win over Oklahoma State, 27-21, and its eventh consecutive triumph overall.

The win ran the OU advatage to 78-16-7 in the nation's most lop-sided series between in-state opponents.

Allen Patrick, who had missed the previous two games with an ankle injury, carried 23 times for 163 yards. His first carry of the second half went off tackle for 65 yards and a touchdown.

The Sooner defense held OSU 15.6 points under its scoring average and more than 51 yards under its total offense average.

OU twice held 13-point leads in the second half. The Cowboys missed an opportunity to cut into those early in the fourth quarter when quarterback Zac Robinson, on a fourth-and-goal play, was stood up at the Sooner 1. He fumbled into the end zone and the ball was recovered by Oklahoma's Demarrio Pleasant.

Coupled with Texas' loss to Texas A&M one day earlier, the win gave Oklahoma the Big 12 South Division title and a berth in the Dr. Pepper Big 12 Championship Game.

| SCORE BY QUARTERS | 1 | 2 | 3  | 4 | FINAL |
|-------------------|---|---|----|---|-------|
| Oklahoma          | 7 | 6 | 14 | 0 | 27    |
| Oklahoma State    | 7 | 0 | 7  | 7 | 21    |

#### SCORING SUMMARY

##### First Quarter

9:49 -- OSU -- Savage 5-yard run (Ricks kick), 12-79, TOP 5:11, OSU 7, OU

3:37 -- OU -- Brown 3-yard run (Hartley kick), 13-80, TOP 6:12, OU 7, OSU 7

##### Second Quarter

1:08 -- OU -- Iglesias 13-yard pass from Thompson (kick failed), 9-53, TOP 4:42, OU 13, OSU 7

##### Third Quarter

14:21 -- OU -- Patrick 65-yard run (Hartley kick), 1-65, TOP :39, OU 20, OSU 7

9:38 -- OSU -- Reid 1-yard run (Ricks kick), 9-80, TOP 4:43, OU 20, OSU 14

3:51 -- OU -- Brown 1-yard run (Hartley kick), 11-74, TOP 5:47, OU 27, OSU 14

##### Fourth Quarter

6:41 -- OSU -- Wood 2-yard pass from Reid (Ricks kick), 10-60, TOP 4:25, OU 27, OSU 21

| STATISTICS:                    | OU      | BU      |
|--------------------------------|---------|---------|
| FIRST DOWNS                    | 19      | 20      |
| NET YARDS RUSHING              | 47-238  | 39-119  |
| NET YARDS PASSING              | 77      | 243     |
| Completions-Attempts-Int.      | 7-11-0  | 17-31-0 |
| TOTAL OFFENSE YARDS            | 58-315  | 70-362  |
| Fumbles: Number-Lost           | 0-0     | 1-1     |
| Penalties: Number-Yards        | 2-11    | 5-37    |
| PUNTS-YARDS                    | 5-20    | 4-177   |
| Average Yards Per Punt         | 41.8    | 44.2    |
| Punt returns: Number-Yards-TD  | 1-6-0   | 2-10-0  |
| Kickoff returns: Number-Yds-TD | 2-53-0  | 2-47-0  |
| Interceptions: Number-Yds-TD   | 0-0-0   | 0-0-0   |
| Fumble Returns: Number-Yds-TD  | 0-0-0   | 0-0-0   |
| Possession Time                | 30:52   | 29:08   |
| Third-Down Conversions         | 9 of 14 | 6 of 15 |
| Fourth-Down Conversions        | 0 of 0  | 3 of 4  |
| Red-Zone scores-Chances        | 3-3     | 3-4     |
| Sacks By: Number-Yards         | 1-10    | 1-8     |

**RUSHING:** OU -- Patrick 23-169-1, Brown 17-72-2, Thompson 5-1; OSU -- Savage 16-49-1, Toston 6-33, Reid 10-20-1, Robinson 6-19, Crosslin 1(-2).

**PASSING:** OU -- Thompson 7-11-0-77-1; OSU -- Robinson 8-17-0-149-0, Reid 8-12-0-82-1, Newton 1-1-0-12-0

**RECEIVING:** OU -- Johnson 2-19, Finley 2-17, Zaslav 1-16, Iglesias, 1-13-1, Kelly 1-12;

OSU -- Woods 6-95-1, Bowman 6-80, Pettigrew 2-40, Toston 2-11, Parks 1-17.

**INTERCEPTIONS:** OU -- na; OSU -- na.

**SACKS:** OU -- Ah You 1; OSU -- Lavine 1.

**ATT:** 42,819

2007 SEASON

COACHING STAFF

THE SOONERS

SEASON REVIEW

THE UNIVERSITY

# 2006 SEASON REVIEW

Dec. 2 • Arrowhead Stadium (80,031) • Kansas City, Mo.

Jan. 1 • University of Phoenix Stadium (73,719) • Glendale, Ariz.

|   |          |    |
|---|----------|----|
|  | NEBRASKA | 7  |
|   | OKLAHOMA | 21 |

|  |             |    |
|--|-------------|----|
|  | BOISE STATE | 43 |
|  | OKLAHOMA    | 42 |

**KANSAS CITY, Mo.** -- Ninety-nine yards and a defense as unyielding as the chilly temperatures were the difference when Oklahoma posted a decisive 21-7 win over Nebraska in the Dr Pepper Big 12 Conference Championship.

A crowd of 80,031, the largest in the history of the game, watched the Sooners claim their 40th conference crown and their fourth since the inception of the Big 12 (2000, 2002, 2004, 2006).

Leading 14-7 in the third quarter and mired inside their own 16 for a third consecutive drive, OU set sail on what Bob Stoops called, "the drive of the year."

Oklahoma marched 99 yards in 11 plays for a touchdown even though the first two snaps netted nothing. Finally, on a third-and-10, Paul Thompson hit Jermaine Gresham for 35 yards and the Sooners had their springboard. It was the first of five straight completions for Thompson, who, after misfiring on one throw, tossed a three-yard fade to Malcolm Kelly for the touchdown.

Kelly had eight grabs for 142 yards, the latter of which set a Big 12 title game record. He also scored twice.

On defense, Oklahoma shut down a Cornhusker team that was averaging 34 points per game. Nebraska started three drives in Sooner territory and another three at its own 47, 49 and 43, yet managed just one touchdown on a 23-yard drive following an OU turnover.

NU quarterback Zac Taylor threw a season-high three interceptions and was sacked three times.

| SCORE BY QUARTERS | 1  | 2 | 3 | 4 | FINAL |
|-------------------|----|---|---|---|-------|
| Nebraska          | 0  | 7 | 0 | 0 | 7     |
| Oklahoma          | 14 | 0 | 7 | 0 | 21    |

## SCORING SUMMARY:

### First Quarter

14:12 -- OU -- Patrick 2-yard run (Hartley kick), 1-25, TOP :12, OU 7, NU 0

5:35 -- OU -- Kelly 66-yard pass from Thompson (Hartley kick), 1-66, TOP :32, OU 14, NU 7

### Second Quarter

4:37 -- NU -- Teafatiller 14-yard pass from Taylor (Congdon kick), 3-23, TOP :33, OU 14, NU 7

### Third Quarter

12:46 -- OU -- Kelly 3-yard pass from Thompson (Hartley kick), 11-99, TOP 3:21, OU 21, NU 7

| STATISTICS:                    | NU      | OU      |
|--------------------------------|---------|---------|
| FIRST DOWNS                    | 17      | 13      |
| NET YARDS RUSHING              | 21-84   | 28-42   |
| NET YARDS PASSING              | 282     | 265     |
| Completions-Attempts-Int.      | 23-50-3 | 19-35-1 |
| TOTAL OFFENSE YARDS            | 71-366  | 63-307  |
| Fumbles: Number-Lost           | 3-2     | 2-0     |
| Penalties: Number-Yards        | 5-24    | 3-25    |
| PUNTS-YARDS                    | 7-239   | 9-330   |
| Average Yards Per Punt         | 34.1    | 36.7    |
| Punt returns: Number-Yards-TD  | 3-3-0   | 2-0-0   |
| Kickoff returns: Number-Yds-TD | 3-49-0  | 2-50-0  |
| Interceptions: Number-Yds-TD   | 1-0-0   | 3-4-0   |
| Fumble Returns: Number-Yds-TD  | 0-0-0   | 1-8-0   |
| Possession Time                | 28:21   | 31:39   |
| Third-Down Conversions         | 3 of 15 | 4 of 15 |
| Fourth-Down Conversions        | 1 of 3  | 0 of 1  |
| Red-Zone Scores-Chances        | 1-3     | 2-2     |
| Sacks By: Number-Yards         | 1-6     | 3-13    |

**RUSHING:** NU -- Jackson 13-70, Taylor 7-16, Wilson 1-(-2); OU -- Patrick 15-35-1, Brown 7-4, Thompson 5-4, Gutierrez 1-(-1).

**PASSING:** NU -- Taylor 23-50-3-282-1; OU -- Thompson 19-34-1-265-2.

**RECEIVING:** NU -- Jackson 5-28, Nunn 4-37, Purify 3-37, Wilson 3-20, Peterson 2-72, Lucky 2-44, Swift 1-18, Teafatiller 1-14-1, Phillips 1-7, Erickson 1-5; OU -- Kelly 10-142-2, Johnson 5-47, Iglesias 2-26, Gresham 1-35, Tennell 1-15.

**INTERCEPTIONS:** NU -- Shanle 1-0; OU -- Harris 1-0, Smith 1-0, Wolfe 1-4.

**TACKLE LEADERS:** NU -- McKeon 8, OU -- Alexander, Latimer 6.

**SACKS:** NU -- Moore 1-6; OU -- Ah You 1-5, Harris 1-6, Thibodeaux 1-2.

ATT: 80,031

**GLENDALE, Ariz.** -- Ninth-ranked Boise State completed a perfect season with a 43-42 overtime victory over No. 7 Oklahoma in the Fiesta Bowl.

In one of the most dramatic finishes in BCS history, the Sooners and the Broncos combined for 22 points in the final 86 seconds of regulation. OU recovered from an 18-point deficit midway through the third quarter to twice take seven-point leads.

The Broncos appeared to be finished when OU cornerback Marcus Walker intercepted Jared Zabransky's pass and returned it 33 yards for a touchdown to put the Sooners ahead 35-28 with 1:02 remaining. Boise State's trick play that resulted in a 50-yard touchdown on fourth-and-18 in the final seconds of regulation sent the game to overtime.

Oklahoma's Adrian Peterson opened the overtime with a 25-yard touchdown run, his final collegiate play. After missing seven games to injury, he carried 20 times for 77 yards and two scores.

The Broncos answered with Vinny Perretta's fourth-down TD pass to Derek Schouman. On a two-point conversion, Zabransky handed the ball behind his back to Ian Johnson, who raced untouched into the end zone.

| SCORE BY QUARTERS | 1  | 2 | 3 | 4  | OT | FINAL |
|-------------------|----|---|---|----|----|-------|
| Boise State       | 14 | 7 | 7 | 7  | 8  | 43    |
| Oklahoma          | 7  | 3 | 7 | 18 | 7  | 42    |

## SCORING SUMMARY:

### First Quarter

9:06 -- BSU -- James 49 pass from Zabransky (Montgomery kick) 7-71, TOP: 3:31, BSU 7, OU 0

7:28 -- BSU -- Johnson 2-yard run (Montgomery kick), 2-9, TOP: 0:57, BSU 14, OU 0

:26 -- OU -- Johnson 8 pass from Thompson (Hartley kick), 14-82, TOP: 7:02, BSU 14, OU 7

### Second Quarter

5:38 -- OU -- Hartley 31-yard field goal, 5-38, TOP: 2:47, BSU 14, OU 10

:33 -- BSU -- James 32 pass from Zabransky (Montgomery kick), 6-65, TOP 1:32, BSU 21, OU 10

### Third Quarter

8:05 -- BSU -- Tadmam 27-yard interception return (Montgomery kick), BSU 28, OU 10

4:29 -- OU -- Peterson 8-yard run (Hartley kick), 2-11, TOP: 0:47, BSU 28, OU 17

### Fourth Quarter

14:57 -- OU -- Hartley 28-yard field goal, 8-50, TOP: 3:17, BSU 28, OU 20

1:26 -- OU -- Chaney 5-yard pass from Thompson (Iglesias from Thompson), 6-77, TOP: 1:14, OU 28, BSU 28

1:02 -- OU -- Walker 33-yard interception return (Hartley kick), OU 35, BSU 28

:07 -- BSU -- Rabb 35 pass from Zabransky (Montgomery kick), OU 35, BSU 35

### Overtime

15:00 -- OU -- Peterson 25-yard run (Hartley kick), 1-25, OU 42, BSU 35

15:00 -- BSU -- Schouman 5 pass from Perretta (Johnson run), BSU 43, OU 42

| STATISTICS:                    | BSU     | OU      |
|--------------------------------|---------|---------|
| FIRST DOWNS                    | 16      | 23      |
| NET YARDS RUSHING              | 35-110  | 38-174  |
| NET YARDS PASSING              | 267     | 233     |
| Completions-Attempts-Int.      | 20-30-1 | 19-32-3 |
| TOTAL OFFENSE YARDS            | 65-377  | 70-407  |
| Fumbles: Number-Lost           | 2-2     | 1-1     |
| Penalties: Number-Yards        | 8-63    | 6-35    |
| PUNTS-YARDS                    | 8-333   | 5-202   |
| Average Yards Per Punt         | 38.2    | 33.2    |
| Punt returns: Number-Yards-TD  | 3-16-0  | 4-27-0  |
| Kickoff returns: Number-Yds-TD | 6-124-0 | 6-85-0  |
| Interceptions: Number-Yds-TD   | 3-52-1  | 1-33-1  |
| Fumble Returns: Number-Yds-TD  | 0-0-0   | 0-0-0   |
| Possession Time                | 28:21   | 31:39   |
| Third-Down Conversions         | 4 of 14 | 2 of 10 |
| Fourth-Down Conversions        | 2 of 2  | 0 of 0  |
| Red-Zone Scores-Chances        | 2-2     | 5-5     |
| Sacks By: Number-Yards         | 2-13    | 3-16    |

**RUSHING:** BSU -- Johnson 23-101-1, Zabransky 9-8, Perretta 2-2, Gingg 1-(-1); OU -- Peterson 20-77-2, Patrick 11-61, Thompson 7-36.

**PASSING:** BSU -- Zabransky 19-29-1-262-3, Perretta 1-1-0-5-1; OU -- Thompson 19-32-233-2.

**RECEIVING:** BSU -- Schouman 8-72-1, Rabb 4-79-1, James 3-96-2, Johnson 2-4, Naanee 1-19, Perretta 1-3, Dailey 1-(-6); OU -- Iglesias 6-120, Johnson 6-57-1, Chaney 4-37-1, Peterson 2-9, Zaslaw 1-10.

**INTERCEPTIONS:** BSU -- Tadmam 2-27-1, Alexander 1-25; OU -- Walker 1-33-1.

**TACKLE LEADERS:** BSU -- Wilson 10, OU -- Alexander 17.

**SACKS:** BSU -- Browning 0.5-3, Williams 1-6, Schlekeway 0.5-3; OU -- Alexander 1.5-7, Bennett 0.5-1, Birdline 1-8.

ATT: 73,719

# BIG 12 TEAM STATISTICS

2007 SEASON

COACHING STAFF

THE SOONERS

SEASON REVIEW

THE UNIVERSITY

## SCORING OFFENSE

|                   | G  | TD | XP | 2XP | DXP | FG | Saf | Pts | Avg  |
|-------------------|----|----|----|-----|-----|----|-----|-----|------|
| 1. Texas          | 13 | 63 | 60 | 0   | 0   | 9  | 1   | 467 | 35.9 |
| 2. Oklahoma State | 13 | 61 | 57 | 1   | 0   | 11 | 0   | 458 | 35.2 |
| 3. Texas Tech     | 13 | 54 | 51 | 1   | 0   | 15 | 0   | 422 | 32.5 |
| 4. Nebraska       | 14 | 59 | 55 | 1   | 0   | 5  | 1   | 428 | 30.6 |
| 5. Oklahoma       | 14 | 52 | 49 | 1   | 0   | 19 | 2   | 424 | 30.3 |
| 6. Missouri       | 13 | 48 | 45 | 0   | 0   | 18 | 2   | 391 | 30.1 |
| 7. Kansas         | 12 | 44 | 37 | 2   | 0   | 13 | 2   | 348 | 29.0 |
| 8. Texas A&M      | 13 | 46 | 36 | 4   | 0   | 14 | 0   | 362 | 27.8 |
| 9. Baylor         | 12 | 36 | 32 | 0   | 0   | 11 | 1   | 283 | 23.6 |
| 10. Kansas State  | 13 | 35 | 33 | 1   | 0   | 17 | 0   | 296 | 22.8 |
| 11. Iowa State    | 12 | 29 | 24 | 1   | 0   | 8  | 1   | 226 | 18.8 |
| 12. Colorado      | 12 | 20 | 19 | 0   | 0   | 19 | 0   | 196 | 16.3 |

## SCORING DEFENSE

|                    | G  | TD | XP | 2XP | DXP | FG | Saf | Pts | Avg  |
|--------------------|----|----|----|-----|-----|----|-----|-----|------|
| 1. Oklahoma        | 14 | 29 | 28 | 1   | 0   | 12 | 1   | 242 | 17.3 |
| 2. Nebraska        | 14 | 32 | 26 | 1   | 0   | 12 | 0   | 256 | 18.3 |
| 3. Texas           | 13 | 31 | 28 | 0   | 0   | 8  | 0   | 238 | 18.3 |
| 4. Missouri        | 13 | 32 | 29 | 2   | 0   | 9  | 1   | 254 | 19.5 |
| 5. Texas A&M       | 13 | 34 | 32 | 0   | 0   | 9  | 2   | 267 | 20.5 |
| 6. Colorado        | 12 | 34 | 31 | 0   | 0   | 10 | 1   | 267 | 22.2 |
| 7. Kansas State    | 13 | 38 | 36 | 0   | 0   | 15 | 0   | 309 | 23.8 |
| 8. Texas Tech      | 13 | 39 | 35 | 0   | 0   | 19 | 0   | 326 | 25.1 |
| 9. Kansas          | 12 | 38 | 25 | 3   | 0   | 15 | 1   | 306 | 25.5 |
| 10. Oklahoma State | 13 | 41 | 35 | 2   | 0   | 16 | 0   | 333 | 25.6 |
| 11. Iowa State     | 12 | 47 | 42 | 2   | 0   | 13 | 1   | 369 | 30.8 |
| 12. Baylor         | 12 | 51 | 48 | 1   | 0   | 11 | 1   | 391 | 32.6 |

## PASS OFFENSE

|                   | G  | Att | Cmp | Int | Pct. | Yds  | Avg | TD | Y/G   |
|-------------------|----|-----|-----|-----|------|------|-----|----|-------|
| 1. Texas Tech     | 13 | 656 | 438 | 11  | 66.8 | 4803 | 7.3 | 39 | 369.5 |
| 2. Missouri       | 13 | 465 | 291 | 11  | 62.6 | 3590 | 7.7 | 29 | 276.2 |
| 3. Baylor         | 12 | 510 | 307 | 17  | 60.2 | 3300 | 6.5 | 24 | 275.0 |
| 4. Nebraska       | 14 | 411 | 244 | 8   | 59.4 | 3417 | 8.3 | 32 | 244.1 |
| 5. Texas          | 13 | 371 | 244 | 9   | 65.8 | 2975 | 8.0 | 31 | 228.8 |
| 6. Iowa State     | 12 | 378 | 213 | 12  | 56.3 | 2593 | 6.9 | 12 | 216.1 |
| 7. Oklahoma State | 13 | 321 | 174 | 11  | 54.2 | 2623 | 8.2 | 27 | 201.8 |
| 8. Kansas State   | 13 | 415 | 214 | 20  | 51.6 | 2601 | 6.3 | 10 | 200.1 |
| 9. Kansas         | 12 | 363 | 203 | 19  | 55.9 | 2372 | 6.5 | 19 | 197.7 |
| 10. Oklahoma      | 14 | 340 | 205 | 11  | 60.3 | 2682 | 7.9 | 22 | 191.6 |
| 11. Texas A&M     | 13 | 330 | 202 | 4   | 61.2 | 2477 | 7.5 | 13 | 190.5 |
| 12. Colorado      | 12 | 254 | 119 | 8   | 46.9 | 1422 | 5.6 | 7  | 118.5 |

## PASS DEFENSE

|                   | G  | Att | Cmp | Int | Pct. | Yds  | Avg | TD | Y/G   |
|-------------------|----|-----|-----|-----|------|------|-----|----|-------|
| 1. Texas Tech     | 13 | 365 | 213 | 11  | 58.4 | 2371 | 6.5 | 19 | 182.4 |
| 2. Missouri       | 13 | 400 | 231 | 13  | 57.7 | 2414 | 6.0 | 19 | 185.7 |
| 3. Oklahoma       | 14 | 434 | 225 | 18  | 51.8 | 2638 | 6.1 | 15 | 188.4 |
| 4. Texas A&M      | 13 | 368 | 203 | 11  | 55.2 | 2477 | 6.7 | 14 | 190.5 |
| 5. Kansas State   | 13 | 384 | 224 | 10  | 58.3 | 2561 | 6.7 | 18 | 197.0 |
| 6. Nebraska       | 14 | 446 | 238 | 12  | 53.4 | 3014 | 6.8 | 17 | 215.3 |
| 7. Baylor         | 12 | 364 | 210 | 16  | 57.7 | 2605 | 7.2 | 24 | 217.1 |
| 8. Oklahoma State | 13 | 372 | 226 | 10  | 60.8 | 2826 | 7.6 | 20 | 217.4 |
| 9. Colorado       | 12 | 390 | 261 | 12  | 66.9 | 2742 | 7.0 | 22 | 228.5 |
| 10. Texas         | 13 | 411 | 239 | 13  | 58.2 | 3071 | 7.5 | 21 | 236.2 |
| 11. Iowa State    | 12 | 374 | 271 | 6   | 72.5 | 2862 | 7.7 | 26 | 238.5 |
| 12. Kansas        | 12 | 470 | 248 | 12  | 52.8 | 3229 | 6.9 | 22 | 269.1 |

## KICKOFF RETURNS

|                   | G  | Ret | Yds  | TD | Avg  |
|-------------------|----|-----|------|----|------|
| 1. Kansas State   | 13 | 36  | 977  | 3  | 27.1 |
| 2. Texas A&M      | 13 | 25  | 652  | 1  | 26.1 |
| 3. Oklahoma State | 13 | 50  | 1231 | 2  | 24.6 |
| 4. Texas          | 13 | 26  | 603  | 0  | 23.2 |
| 5. Baylor         | 12 | 45  | 1027 | 0  | 22.8 |
| 6. Oklahoma       | 14 | 37  | 844  | 1  | 22.8 |
| 7. Kansas         | 12 | 45  | 971  | 0  | 21.6 |
| 8. Iowa State     | 12 | 40  | 737  | 0  | 18.4 |
| 9. Colorado       | 12 | 32  | 583  | 0  | 18.2 |
| 10. Nebraska      | 14 | 28  | 488  | 0  | 17.4 |
| 11. Missouri      | 13 | 24  | 410  | 0  | 17.1 |
| 12. Texas Tech    | 13 | 37  | 587  | 0  | 15.9 |

## PUNTING

|                    | G  | No. | Yards | Avg  | P   | PR  | Avg | TB   | Net | P |
|--------------------|----|-----|-------|------|-----|-----|-----|------|-----|---|
| 1. Baylor          | 12 | 68  | 3111  | 45.8 | 298 | 4.4 | 8   | 39.0 |     |   |
| 2. Texas Tech      | 13 | 44  | 1943  | 44.2 | 136 | 3.1 | 6   | 38.3 |     |   |
| 3. Texas           | 13 | 53  | 2112  | 39.8 | 100 | 1.9 | 1   | 37.6 |     |   |
| 4. Nebraska        | 14 | 68  | 2660  | 39.1 | 73  | 1.1 | 3   | 37.2 |     |   |
| 5. Texas A&M       | 13 | 52  | 2286  | 44.0 | 242 | 4.7 | 6   | 37.0 |     |   |
| 6. Oklahoma        | 14 | 62  | 2460  | 39.7 | 83  | 1.3 | 5   | 36.7 |     |   |
| 7. Colorado        | 12 | 56  | 2353  | 42.0 | 299 | 5.3 | 0   | 36.7 |     |   |
| 8. Iowa State      | 12 | 56  | 2309  | 41.2 | 218 | 3.9 | 5   | 35.6 |     |   |
| 9. Kansas State    | 13 | 63  | 2566  | 40.7 | 213 | 3.4 | 6   | 35.4 |     |   |
| 10. Kansas         | 12 | 59  | 2276  | 38.6 | 123 | 2.1 | 6   | 34.5 |     |   |
| 11. Oklahoma State | 13 | 52  | 2264  | 43.5 | 402 | 7.7 | 4   | 34.3 |     |   |
| 12. Missouri       | 13 | 48  | 1852  | 38.6 | 188 | 3.9 | 6   | 32.2 |     |   |

## TURNOVER MARGIN

|                   | G  | Fum | Int | Tot | Fum | Int | Tot | Mar | Per/G |
|-------------------|----|-----|-----|-----|-----|-----|-----|-----|-------|
| 1. Texas          | 13 | 19  | 13  | 32  | 14  | 9   | 23  | +9  | 0.69  |
| Texas A&M         | 13 | 11  | 11  | 22  | 9   | 4   | 13  | +9  | 0.69  |
| 3. Colorado       | 12 | 12  | 12  | 24  | 8   | 8   | 16  | +8  | 0.67  |
| 4. Oklahoma State | 13 | 16  | 10  | 26  | 10  | 11  | 21  | +5  | 0.38  |
| 5. Missouri       | 13 | 15  | 13  | 28  | 15  | 11  | 26  | +2  | 0.15  |
| 6. Nebraska       | 14 | 13  | 12  | 25  | 17  | 8   | 25  | +0  | 0.00  |
| Texas Tech        | 13 | 13  | 11  | 24  | 13  | 11  | 24  | +0  | 0.00  |
| 8. Oklahoma       | 14 | 14  | 18  | 32  | 22  | 11  | 33  | -1  | -0.07 |
| 9. Kansas State   | 13 | 17  | 10  | 27  | 10  | 20  | 30  | -3  | -0.23 |
| 10. Iowa State    | 12 | 9   | 6   | 15  | 8   | 12  | 20  | -5  | -0.42 |
| Kansas            | 12 | 16  | 12  | 28  | 14  | 19  | 33  | -5  | -0.42 |
| 12. Baylor        | 12 | 11  | 16  | 27  | 17  | 17  | 34  | -7  | -0.58 |

## RUSHING OFFENSE

|                   | G  | Att | Yds  | Avg | TD | Yds/G |
|-------------------|----|-----|------|-----|----|-------|
| 1. Oklahoma State | 13 | 522 | 2704 | 5.2 | 28 | 208.0 |
| 2. Texas A&M      | 13 | 540 | 2689 | 5.0 | 32 | 206.8 |
| 3. Oklahoma       | 14 | 558 | 2480 | 4.4 | 25 | 177.1 |
| 4. Kansas         | 12 | 438 | 2119 | 4.8 | 20 | 176.6 |
| 5. Colorado       | 12 | 461 | 2075 | 4.5 | 12 | 172.9 |
| 6. Nebraska       | 14 | 554 | 2387 | 4.3 | 27 | 170.5 |
| 7. Texas          | 13 | 483 | 2114 | 4.4 | 24 | 162.6 |
| 8. Missouri       | 13 | 457 | 1943 | 4.3 | 16 | 149.5 |
| 9. Kansas State   | 13 | 372 | 1497 | 4.0 | 16 | 115.2 |
| 10. Iowa State    | 12 | 401 | 1221 | 3.0 | 16 | 101.8 |
| 11. Texas Tech    | 13 | 219 | 1031 | 4.7 | 13 | 79.3  |
| 12. Baylor        | 12 | 235 | 482  | 2.1 | 9  | 40.2  |

## RUSHING DEFENSE

|                   | G  | Rushes | Yards | Avg. | TD | Yds/G |
|-------------------|----|--------|-------|------|----|-------|
| 1. Texas          | 13 | 344    | 807   | 2.3  | 8  | 62.1  |
| 2. Oklahoma       | 14 | 424    | 1382  | 3.3  | 10 | 98.7  |
| 3. Kansas         | 12 | 373    | 1308  | 3.5  | 13 | 109.0 |
| 4. Colorado       | 12 | 410    | 1349  | 3.3  | 12 | 112.4 |
| 5. Nebraska       | 14 | 436    | 1632  | 3.7  | 14 | 116.6 |
| 6. Texas A&M      | 13 | 399    | 1717  | 4.3  | 20 | 132.1 |
| 7. Missouri       | 13 | 466    | 1749  | 3.8  | 11 | 134.5 |
| 8. Oklahoma State | 13 | 473    | 1907  | 4.0  | 17 | 146.7 |
| 9. Kansas State   | 13 | 473    | 1934  | 4.1  | 15 | 148.8 |
| 10. Texas Tech    | 13 | 511    | 1964  | 3.8  | 17 | 151.1 |
| 11. Iowa State    | 12 | 404    | 1845  | 4.6  | 19 | 153.8 |
| 12. Baylor        | 12 | 461    | 2293  | 5.0  | 19 | 191.1 |

## TOTAL OFFENSE

|                   | G  | Rush | Pass | Plays | Yards | Avg | PTD | Yds/G |
|-------------------|----|------|------|-------|-------|-----|-----|-------|
| 1. Texas Tech     | 13 | 1031 | 4803 | 875   | 5834  | 6.7 | 52  | 448.8 |
| 2. Missouri       | 13 | 1943 | 3590 | 922   | 5533  | 6.0 | 45  | 425.6 |
| 3. Nebraska       | 14 | 2387 | 3417 | 965   | 5804  | 6.0 | 59  | 414.6 |
| 4. Oklahoma State | 13 | 2704 | 2623 | 843   | 5327  | 6.3 | 55  | 409.8 |
| 5. Texas A&M      | 13 | 2689 | 2477 | 870   | 5166  | 5.9 | 45  | 397.4 |
| 6. Texas          | 13 | 2114 | 2975 | 854   | 5089  | 6.0 | 55  | 391.5 |
| 7. Kansas         | 12 | 2119 | 2372 | 801   | 4491  | 5.6 | 39  | 374.2 |
| 8. Oklahoma       | 14 | 2480 | 2682 | 898   | 5162  | 5.7 | 47  | 368.7 |
| 9. Iowa State     | 12 | 1221 | 2593 | 779   | 3814  | 4.9 | 28  | 317.8 |
| 10. Kansas State  | 13 | 1497 | 2601 | 787   | 4098  | 5.2 | 26  | 315.2 |
| 11. Baylor        | 12 | 482  | 3300 | 745   | 3782  | 5.1 | 33  | 315.2 |
| 12. Colorado      | 12 | 2075 | 1422 | 715   | 3497  | 4.9 | 19  | 291.4 |

## TOTAL DEFENSE

|                   | G  | Rush | Pass | Plays | Yards | Avg | TD | Yds/G |
|-------------------|----|------|------|-------|-------|-----|----|-------|
| 1. Oklahoma       | 14 | 1382 | 2638 | 858   | 4020  | 4.7 | 25 | 287.1 |
| 2. Texas          | 13 | 807  | 3071 | 755   | 3878  | 5.1 | 29 | 298.3 |
| 3. Missouri       | 13 | 1749 | 2414 | 866   | 4163  | 4.8 | 30 | 320.2 |
| 4. Texas A&M      | 13 | 1717 | 2477 | 767   | 4194  | 5.5 | 34 | 322.6 |
| 5. Nebraska       | 14 | 1632 | 3014 | 882   | 4646  | 5.3 | 31 | 331.9 |
| 6. Texas Tech     | 13 | 1964 | 2371 | 876   | 4335  | 4.9 | 36 | 333.5 |
| 7. Colorado       | 12 | 1349 | 2742 | 800   | 4091  | 5.1 | 34 | 340.9 |
| 8. Kansas State   | 13 | 1934 | 2561 | 857   | 4495  | 5.2 | 33 | 345.8 |
| 9. Oklahoma State | 13 | 1907 | 2826 | 845   | 4733  | 5.6 | 37 | 364.1 |
| 10. Kansas        | 12 | 1308 | 3229 | 843   | 4537  | 5.4 | 35 | 378.1 |
| 11. Iowa State    | 12 | 1845 | 2862 | 778   | 4707  | 6.1 | 45 | 392.2 |
| 12. Baylor        | 12 | 2293 | 2605 | 825   | 4898  | 5.9 | 43 | 408.2 |

## PUNT RETURN AVERAGE

|                   | G  | Ret | Yds | TD | Avg  |
|-------------------|----|-----|-----|----|------|
| 1. Kansas         | 12 | 24  | 324 | 2  | 13.5 |
| 2. Kansas State   | 13 | 30  | 391 | 3  | 13.0 |
| 3. Texas          | 13 | 28  | 362 | 3  | 12.9 |
| 4. Oklahoma State | 13 | 34  | 404 | 0  | 11.9 |
| 5. Iowa State     | 12 | 20  | 213 | 1  | 10.6 |
| 6. Texas Tech     | 13 | 42  | 377 | 0  | 9.0  |
| 7. Nebraska       | 14 | 36  | 294 | 0  | 8.2  |
| 8. Texas A&M      | 13 | 22  | 175 | 0  | 8.0  |
| 9. Oklahoma       | 14 | 38  | 299 | 1  | 7.9  |



# BIG 12 INDIVIDUAL STATISTICS

7 NATIONAL CHAMPIONSHIPS 40 CONFERENCE CHAMPIONSHIPS 24 BOWL CHAMPIONSHIPS 142 ALL-AMERICANS 63 NATIONAL AWARD WINNERS

## RUSHING

|     | Team             | Cl   | G  | Att | Yds | Avg   | TD  | Long | Y/G |
|-----|------------------|------|----|-----|-----|-------|-----|------|-----|
| 1.  | Cornish, Jon     | KU   | SR | 12  | 250 | 145.7 | 5.8 | 8    | 69  |
| 2.  | Temple, Tony     | MU   | JR | 13  | 193 | 106.3 | 5.5 | 7    | 65  |
| 3.  | Savage,Dantrell  | OSU  | JR | 11  | 126 | 82.0  | 6.5 | 8    | 70  |
| 4.  | Woods, Shannon   | TTU  | SO | 13  | 152 | 92.6  | 6.1 | 10   | 51  |
| 5.  | Jackson, Brandon | NU   | JR | 14  | 188 | 98.9  | 5.3 | 8    | 48  |
| 6.  | Charles, Jamaal  | UT   | SO | 12  | 155 | 83.1  | 5.4 | 7    | 46  |
| 7.  | Goodson, Mike    | TAMU | FR | 13  | 127 | 84.7  | 6.7 | 4    | 64  |
| 8.  | Charles, Hugh    | CJ   | JR | 12  | 139 | 77.9  | 5.6 | 1    | 44  |
| 9.  | Patrick, Allen   | OU   | JR | 12  | 170 | 76.1  | 4.5 | 4    | 65  |
| 10. | Jackson,Bernard  | CJ   | JR | 12  | 155 | 67.7  | 4.4 | 7    | 62  |

## PASSING AVG/GAME

|     | Team            | Cl   | G  | Att | Cmp | Int | Pct. | Yds  | TD   | Avg |
|-----|-----------------|------|----|-----|-----|-----|------|------|------|-----|
| 1.  | Harrell, Graham | TTU  | SO | 13  | 617 | 412 | 11   | 66.8 | 4555 | 38  |
| 2.  | Daniel, Chase   | MU   | SO | 13  | 452 | 287 | 10   | 63.5 | 3527 | 28  |
| 3.  | Bell, Shawn     | BU   | SR | 10  | 383 | 241 | 10   | 62.9 | 2582 | 19  |
| 4.  | Taylor, Zac     | NU   | SR | 14  | 391 | 233 | 8    | 59.6 | 3197 | 26  |
| 5.  | Meyer,Bret      | ISU  | JR | 12  | 374 | 211 | 12   | 56.4 | 2546 | 12  |
| 6.  | McCoy, Colt     | UT   | FR | 13  | 318 | 217 | 7    | 68.2 | 2570 | 29  |
| 7.  | Thompson, Paul  | OU   | SR | 14  | 336 | 204 | 11   | 60.7 | 2667 | 22  |
| 8.  | McGee, Stephen  | TAMU | SO | 13  | 313 | 194 | 2    | 62.0 | 2295 | 12  |
| 9.  | Reid,Bobby      | OSU  | SO | 13  | 267 | 148 | 11   | 55.4 | 2266 | 24  |
| 10. | Freeman, Josh   | KSU  | FR | 11  | 270 | 140 | 15   | 51.9 | 1780 | 6   |

## TOTAL OFFENSE

|     | Team            | Cl   | G  | Rush | Pass | Plays | Total | Yds/G |
|-----|-----------------|------|----|------|------|-------|-------|-------|
| 1.  | Harrell, Graham | TTU  | SO | 13   | -66  | 4555  | 649   | 4489  |
| 2.  | Daniel, Chase   | MU   | SO | 13   | 379  | 3527  | 599   | 3906  |
| 3.  | Bell, Shawn     | BU   | SR | 10   | -137 | 2582  | 410   | 2445  |
| 4.  | McGee, Stephen  | TAMU | SO | 13   | 666  | 2295  | 459   | 2961  |
| 5.  | Meyer,Bret      | ISU  | JR | 12   | 177  | 2546  | 511   | 2723  |
| 6.  | Taylor, Zac     | NU   | SR | 14   | -32  | 3197  | 451   | 3165  |
| 7.  | Reid,Bobby      | OSU  | SO | 13   | 500  | 2266  | 386   | 2766  |
| 8.  | McCoy, Colt     | UT   | FR | 13   | 170  | 2570  | 386   | 2740  |
| 9.  | Thompson, Paul  | OU   | SR | 14   | 151  | 2667  | 407   | 2818  |
| 10. | Meier, Kerry    | KU   | FR | 9    | 346  | 1193  | 283   | 1539  |

## RECEPTIONS/GAME

|     | Team              | Cl  | G  | Rec | Yds | TD   | Long | Avg/C | Rec/G |
|-----|-------------------|-----|----|-----|-----|------|------|-------|-------|
| 1.  | Johnson, Robert   | TTU | SR | 12  | 89  | 871  | 11   | 37    | 9.8   |
| 2.  | Filani, Joel      | TTU | SR | 13  | 91  | 1300 | 13   | 76    | 14.37 |
| 3.  | Woods, Shannon    | TTU | SO | 13  | 75  | 572  | 2    | 54    | 7.6   |
| 4.  | Zeigler, D.       | BU  | SR | 11  | 54  | 741  | 3    | 79    | 13.74 |
| 5.  | Bowman,Adarius    | OSU | JR | 13  | 60  | 1181 | 12   | 75    | 19.7  |
| 6.  | Coffman, Chase    | MU  | JR | 13  | 58  | 638  | 9    | 37    | 11.0  |
| 7.  | Kelly, Malcolm    | OU  | SO | 14  | 62  | 993  | 10   | 73    | 16.0  |
| 8.  | Shelton, Trent    | BU  | SR | 12  | 53  | 802  | 8    | 75    | 15.1  |
| 9.  | Franklin, William | MU  | JR | 11  | 48  | 829  | 6    | 68    | 17.3  |
| 10. | Rucker, Martin    | MU  | JR | 13  | 53  | 511  | 5    | 47    | 9.6   |

## RECEIVING YARDS/GAME

|     | Team              | Cl  | G  | Rec | Yds | TD   | Long | Avg/C | Yds/G |
|-----|-------------------|-----|----|-----|-----|------|------|-------|-------|
| 1.  | Filani, Joel      | TTU | SR | 13  | 91  | 1300 | 13   | 76    | 14.3  |
| 2.  | Bowman,Adarius    | OSU | JR | 13  | 60  | 1181 | 12   | 75    | 19.7  |
| 3.  | Franklin, William | MU  | JR | 11  | 48  | 829  | 6    | 68    | 17.3  |
| 4.  | Johnson, Robert   | TTU | SR | 12  | 89  | 871  | 11   | 37    | 9.8   |
| 5.  | Kelly, Malcolm    | OU  | SO | 14  | 62  | 993  | 10   | 73    | 16.0  |
| 6.  | Zeigler, D.       | BU  | SR | 11  | 54  | 741  | 3    | 79    | 13.7  |
| 7.  | Shelton, Trent    | BU  | SR | 12  | 53  | 802  | 8    | 75    | 15.1  |
| 8.  | Sweed, Lomas      | UT  | JR | 13  | 46  | 801  | 12   | 60    | 17.4  |
| 9.  | Blythe,Todd       | ISU | JR | 9   | 34  | 484  | 8    | 31    | 14.2  |
| 10. | Woods,D'Juan      | OSU | SR | 13  | 41  | 647  | 5    | 72    | 15.8  |

## ALL PURPOSE

|     | Team             | Cl  | G  | Rush | Rcv   | PR   | KR  | Yds | Avg/G |
|-----|------------------|-----|----|------|-------|------|-----|-----|-------|
| 1.  | Woods, Shannon   | TTU | SO | 13   | 926   | 572  | 0   | 310 | 1808  |
| 2.  | Cornish, Jon     | KU  | SR | 12   | 145.7 | 194  | 0   | 0   | 165.1 |
| 3.  | Jackson, Brandon | NU  | JR | 14   | 98.9  | 313  | 0   | 157 | 145.9 |
| 4.  | Filani, Joel     | TTU | SR | 13   | 34    | 1300 | 0   | 0   | 1334  |
| 5.  | Bowman,Adarius   | OSU | JR | 13   | 1     | 1181 | 0   | 0   | 1182  |
| 6.  | Lucky, Marlon    | NU  | SO | 14   | 728   | 383  | 0   | 153 | 1264  |
| 7.  | Patton, Leon     | KSU | FR | 12   | 609   | 126  | 0   | 321 | 1056  |
| 8.  | Temple, Tony     | MU  | JR | 13   | 106.3 | 34   | 0   | 38  | 1135  |
| 9.  | Figurs, Yamon    | KSU | SR | 12   | 71    | 418  | 323 | 203 | 1015  |
| 10. | Charles, Jamaal  | UT  | SO | 12   | 831   | 183  | 0   | 0   | 1014  |

## INTERCEPTIONS

|     | Team             | Cl  | G  | Int | Yds | TD |
|-----|------------------|-----|----|-----|-----|----|
| 1.  | Talb, Aqib       | KU  | SO | 10  | 6   | 82 |
| 2.  | Ross, Aaron      | UT  | SR | 13  | 6   | 7  |
| 3.  | Wheatley, T.     | CJ  | JR | 12  | 5   | 26 |
| 4.  | Wilson, C.J.     | BU  | SR | 12  | 4   | 98 |
| 5.  | Griffin, Michael | UT  | SR | 13  | 4   | 41 |
| 6.  | Shanley, Andrew  | NU  | SR | 14  | 4   | 19 |
| 7.  | Harris, Nic      | OU  | SO | 14  | 4   | 11 |
| 8.  | Smith, Reggie    | OU  | SO | 14  | 3   | 94 |
| 9.  | Watts, Marcus    | KSU | JR | 9   | 3   | 68 |
| 10. | McBath, Darcel   | TTU | SO | 13  | 3   | 68 |

## PASS EFFICIENCY

|     | Team            | Cl   | G  | Att | Cmp | Int | Pct. | Yds  | TD   | Eff. |
|-----|-----------------|------|----|-----|-----|-----|------|------|------|------|
| 1.  | McCoy, Colt     | UT   | FR | 13  | 318 | 217 | 7    | 68.2 | 2570 | 29   |
| 2.  | Reid,Bobby      | OSU  | SO | 13  | 267 | 148 | 11   | 55.4 | 2266 | 24   |
| 3.  | Taylor, Zac     | NU   | SR | 14  | 391 | 233 | 8    | 59.6 | 3197 | 26   |
| 4.  | Harrell, Graham | TTU  | SO | 13  | 617 | 412 | 11   | 66.8 | 4555 | 38   |
| 5.  | Daniel, Chase   | MU   | SO | 13  | 452 | 287 | 10   | 63.5 | 3527 | 28   |
| 6.  | Thompson, Paul  | OU   | SR | 14  | 336 | 204 | 11   | 60.7 | 2667 | 22   |
| 7.  | McGee, Stephen  | TAMU | SO | 13  | 313 | 194 | 2    | 62.0 | 2295 | 12   |
| 8.  | Bell, Shawn     | BU   | SR | 10  | 383 | 241 | 10   | 62.9 | 2582 | 19   |
| 9.  | Meier, Kerry    | KU   | FR | 9   | 184 | 104 | 10   | 56.5 | 1193 | 13   |
| 10. | Meyer,Bret      | ISU  | JR | 12  | 374 | 211 | 12   | 56.4 | 2546 | 12   |

## PUNT RETURN AVG

|     | Team            | Cl   | G  | Ret | Yds | TD  | Long | Avg |
|-----|-----------------|------|----|-----|-----|-----|------|-----|
| 1.  | Figurs, Yamon   | KSU  | SR | 12  | 22  | 323 | 2    | 81  |
| 2.  | Cox,Perish      | OSU  | FR | 12  | 24  | 308 | 0    | 63  |
| 3.  | Lamb, Jonathan  | UT   | SR | 12  | 15  | 165 | 0    | 52  |
| 4.  | Ross, Aaron     | UT   | SR | 13  | 22  | 230 | 1    | 46  |
| 5.  | Teasley, Q.     | BU   | SO | 9   | 11  | 114 | 0    | 47  |
| 6.  | Amendola, Danny | TTU  | SO | 13  | 41  | 377 | 0    | 54  |
| 7.  | Nunn, Terrence  | NU   | JR | 14  | 18  | 153 | 0    | 31  |
| 8.  | Smith, Reggie   | OU   | SO | 14  | 37  | 287 | 1    | 62  |
| 9.  | Sims, Carl      | BU   | SO | 9   | 15  | 114 | 0    | 24  |
| 10. | Schroeder, Chad | TAMU | SR | 13  | 19  | 140 | 0    | 30  |

## KICK RETURN AVG

|     | Team            | Cl   | G  | Ret | Yds | TD  | Long | Avg |
|-----|-----------------|------|----|-----|-----|-----|------|-----|
| 1.  | Franks, Kerry   | TAMU | JR | 13  | 16  | 443 | 1    | 99  |
| 2.  | Jones,Grant     | OSU  | SR | 13  | 21  | 572 | 1    | 89  |
| 3.  | Harford, Marcus | KU   | SO | 11  | 29  | 757 | 0    | 88  |
| 4.  | Cox,Perish      | OSU  | FR | 12  | 25  | 595 | 1    | 96  |
| 5.  | Baker, Mikail   | BU   | SO | 12  | 22  | 522 | 0    | 58  |
| 6.  | Teasley, Q.     | BU   | SO | 9   | 15  | 341 | 0    | 59  |
| 7.  | Moses,Milan     | ISU  | JR | 9   | 15  | 325 | 0    | 43  |
| 8.  | Goldsmith, Earl | MU   | SO | 10  | 13  | 253 | 0    | 32  |
| 9.  | Robinson, S.    | CJ   | JR | 12  | 15  | 261 | 0    | 26  |
| 10. | Woods, Shannon  | TTU  | SO | 13  | 18  | 310 | 0    | 38  |

## PUNTING

|     | Team            | Cl   | G  | Punt | Yds | Long | Avg |
|-----|-----------------|------|----|------|-----|------|-----|
| 1.  | Sepulveda, D.   | BU   | SR | 12   | 66  | 3068 | 78  |
| 2.  | Reyes, Alex     | TTU  | SR | 13   | 43  | 1943 | 61  |
| 3.  | Fodge,Matt      | OSU  | SO | 13   | 50  | 2244 | 72  |
| 4.  | Brantly, Justin | TAMU | SO | 13   | 50  | 2215 | 62  |
| 5.  | DiLallo,Matthew | CJ   | FR | 12   | 47  | 2056 | 73  |
| 6.  | Reyer, Tim      | KSU  | JR | 13   | 61  | 2566 | 65  |
| 7.  | Brandtner,Mike  | ISU  | FR | 12   | 56  | 2309 | 73  |
| 8.  | Cohen, Michael  | OU   | JR | 13   | 51  | 2091 | 75  |
| 9.  | Johnson, Greg   | UT   | SR | 12   | 46  | 1877 | 56  |
| 10. | Crossett, Adam  | MU   | JR | 13   | 47  | 1852 | 79  |

## SCORING

|     | Team             | Cl   | G  | TD | XPT | FG | 2XP | Pts | Pts/G |
|-----|------------------|------|----|----|-----|----|-----|-----|-------|
| 1.  | Lane, Jorvorskie | TAMU | SO | 13 | 19  | 0  | 0   | 0   | 114   |
| 2.  | Trica, Alex      | TTU  | JR | 12 | 0   | 51 | 15  | 0   | 96    |
| 3.  | Wolfe, Jeff      | MU   | SO | 13 | 0   | 45 | 18  | 0   | 99    |
| 4.  | Harley, Garrett  | OU   | JR | 14 | 0   | 49 | 19  | 0   | 106   |
| 5.  | Ricks,Jason      | OSU  | SO | 12 | 0   | 47 | 10  | 0   | 77    |
| 6.  | Snodgrass, Jeff  | KSU  | SR | 13 | 0   | 32 | 17  | 0   | 83    |
| 7.  | Webb, Scott      | KU   | JR | 12 | 0   | 37 | 13  | 0   | 76    |
| 8.  | Crosby, Mason    | CJ   | SR | 12 | 0   | 19 | 19  | 0   | 76    |
| 9.  | Filani, Joel     | TTU  | SR | 13 | 13  | 0  | 0   | 0   | 78    |
| 10. | Johnson, Robert  | TTU  | SR | 12 | 11  | 0  | 0   | 2   | 68    |

## SCORING (TDS)

|     | Team             | Cl   | G  | TD | Rush | Pass | Ret | PAT | Pts | Pts/G |
|-----|------------------|------|----|----|------|------|-----|-----|-----|-------|
| 1.  | Lane, Jorvorskie | TAMU | SO | 13 | 19   | 0    | 0   | 0   | 0   | 114   |
| 2.  | Filani, Joel     | TTU  | SR | 13 | 13   | 0    | 13  | 0   | 0   | 78    |
| 3.  | Johnson, Robert  | TTU  | SR | 12 | 11   | 0    | 11  | 0   | 1   | 68    |
| 4.  | Woods, Shannon   | TTU  | SO | 13 | 12   | 10   | 2   | 0   | 0   | 72    |
| 5.  | Bowman,Adarius   | OSU  | JR | 13 | 12   | 0    | 12  | 0   | 0   | 72    |
| 6.  | Sweed, Lomas     | UT   | JR | 13 | 12   | 0    | 12  | 0   | 0   | 72    |
| 7.  | Blythe,Todd      | ISU  | JR | 9  | 8    | 0    | 8   | 0   | 0   | 48    |
| 8.  | Cornish, Jon     | KU   | SR | 12 | 9    | 8    | 1   | 0   | 0   | 54    |
| 9.  | Savage,Dantrell  | OSU  | JR | 11 | 8    | 8    | 0   | 0   | 0   | 48    |
| 10. | Jackson, Brandon | NU   | JR | 14 | 10   | 8    | 2   | 0   | 0   | 60    |

## SCORING (KICK)

|                     | Team | Cl | G  | PA    | FGs   | Pts | Pts/G |
|---------------------|------|----|----|-------|-------|-----|-------|
| 1. Trica, Alex      | TTU  | JR | 12 | 51-51 | 15-21 | 96  | 8.0   |
| 2. Wolfert, Jeff    | MU   | SO | 13 | 45-45 | 18-20 | 99  | 7.6   |
| 3. Hartley, Garrett | OU   | JR | 14 | 49-50 | 19-20 | 106 | 7.6   |
| 4. Ricks, Jason     | OSU  | SO | 12 | 47-49 | 10-12 | 77  | 6.4   |
| 5. Snodgrass, Jeff  | KSU  | SR | 13 | 32-32 | 17-24 | 83  | 6.4   |
| 6. Webb, Scott      | KU   | JR | 12 | 37-39 | 13-18 | 76  | 6.3   |
| 7. Crosby, Mason    | CJ   | SR | 12 | 19-19 | 19-28 | 76  | 6.3   |
| 8. Havens, Ryan     | BU   | SR | 12 | 32-33 | 11-14 | 65  | 5.4   |
| 9. Congdon, Jordan  | NU   | SO | 14 | 55-56 | 5-7   | 70  | 5.0   |
| 10. Neumann, Layne  | TAMU | SR | 12 | 23-25 | 12-15 | 59  | 4.9   |

# THE UNIVERSITY



2007 SEASON


COACHING STAFF

THE SOONERS

SEASON REVIEW

THE UNIVERSITY

# THE UNIVERSITY



DAVID BOREN & JOE CASTIGLIONE

"The University of Oklahoma is truly a great university. It is becoming a pacesetter for public higher education in the United States. We must no longer keep the university's excellence a secret! It's time for us to let others know about the strengths of our university and our determination to make it even better."

- University of Oklahoma President David L. Boren

## The University of Oklahoma History

Created by the Oklahoma Territorial Legislature in 1890, the University of Oklahoma is a doctoral degree-granting research university serving the educational, cultural, economic and health care needs of the state, region and nation.

The Norman campus serves as home to all of the university's academic programs except health-related fields. Both the Norman and Health Sciences Center colleges offer programs at the Schusterman Center, the site of OU-Tulsa.

The OU Health Sciences Center, which is located in Oklahoma City, is one of only four comprehensive academic health centers in the nation with seven professional colleges.

OU enrolls nearly 30,000 students, has more than 2,000 full-time faculty members, and has 20 colleges offering 152 majors at the baccalaureate level, 160 majors at the master's level, 80 majors at the doctoral level, 38 majors at the first professional level, and 18 graduate certificates. The university's annual operating budget is \$1.2 billion. The University of Oklahoma is an equal opportunity institution.

## Mission Statement

The mission of the University of Oklahoma is to provide the best possible educational experience for our students through excellence in teaching, research and creative activity, and service to the state and society.

## What Do You Know About OU?

- OU is number one in the nation per capita among public universities in the number of National Merit Scholars enrolled. Seven hundred National Merit Scholars currently are enrolled at OU.
- The University of Oklahoma ranks in the top 10 in the nation in the Freshman Year Experience, according to a national study by the Policy Center on the First Year of College. The study recognizes OU's initiatives for first-year students and its commitment to put students first.
- OU is included on *Princeton Review's* "Top 10 Best Value Public Colleges" list, which ranks the best colleges in the nation based on academic excellence and cost to students — the University of California-Berkeley and University of Virginia-Charlottesville were among others selected.
- OU is one of only 10 universities in the nation with four Goldwater Scholars, including colleges such as Dartmouth, Williams and Duke.
- OU is the highest ranked public university in the history of Oklahoma. The latest *U.S. News and World Report* rankings place OU in the top tier among national public universities.
- OU has over a \$1.5 billion impact on the state's economy each year.
- OU ranks first in the Big 12 and at the top in the nation in international exchange agreements with countries around the world. The University has 150 student exchange agreements with universities in 60 countries. Fourteen hundred students from 95 countries are enrolled on OU's Norman campus.
- OU is in the top five in the nation among all comprehensive public universities in the graduation of Rhodes Scholars.
- OU this fall became one of the few public universities in the nation to cap the class size of first-year English composition courses at no more than 19 students.
- The University has created an Honors College with one of the largest honors programs among public universities in the United States. Fourteen hundred students participate in small classes of 19 or less.
- Just one year after launching a five-year, \$50 million Campaign for Scholarship endowments, OU achieved its goal, allowing the university to award hundreds of new scholarships this fall and ensuring that OU will remain affordable and keep open the door of opportunity for all qualified students.
- OU's private endowment has more than quadrupled since 1994, growing from \$204 million to more than \$850 million.

# THE UNIVERSITY

2007 SEASON

COACHING STAFF

THE SOONERS

SEASON REVIEW

THE UNIVERSITY

- OU continues to break private fund-raising records, with more than \$1 billion in gifts and pledges over the past decade, which has provided funding for dramatic capital improvements, the growth in faculty endowment and student scholarships.
- Due to OU's increased private support during the past 11 years, the number of endowed faculty positions has quadrupled, increasing from 100 to 407, helping to retain and attract talented faculty members.
- Over the past decade, research and sponsored programs expenditures at OU have more than doubled, and OU continues to set new records for funding for externally sponsored research and will reach almost \$250 million this year.



THE SEED SOWER

- The OU Health Sciences Center in FY 2004 continued its impressive rate of research growth by achieving more than \$124 million in federal, state, corporate and non-profit or foundation grants and contracts. Funding from the National Institutes of Health — considered to be the gold standard for research — was nearly \$53 million.
- Since 1994, almost \$1 billion in construction projects have been completed or are under way on OU's three campuses, the largest of which is the \$67 million National Weather Center.
- OU is home to one of the two largest natural history museums in the world associated with a university. The Sam Noble Oklahoma Museum of Natural History has more than 5 million artifacts and contains 198,000 square feet on 60 acres of land. The museum exhibits include the largest Apatosaurus on display in the world and the oldest work of art ever found in North America — a lightning bolt painted on an extinct bison skull.
- The Fred Jones Jr. Museum of Art's collections total more than 8,000 works of art, including OU's Weitzenhoffer Collection of French Impressionism, the single most important gift of art ever given to a U.S. public university, major works by the Taos Colony of artists; the former U.S. State Department Embassy art collection; and the Dorothy Dunn collection of Native American art.
- OU's Western History Collection is one of the largest collections in the world of documents and photographs, including a rare multi-volume portfolio on the Indians of the United States and Alaska by Edward S. Curtis.
- OU's Research Campus has been certified by the Oklahoma Department of Commerce as Site Ready, which enables the university to capitalize on fast-moving economic opportunities and enables site selectors to readily find quality land and facilities that meet nationally established criteria in a timely fashion.
- A major beautification campaign has transformed the appearance of the OU Health Sciences Center in Oklahoma City. The project has replaced a divided highway through campus with seven tiered gardens featuring traditional OU arches at each end. The new pedestrian walkway's landmarks include an OU Seed Sower sculpture at the west end, a clock tower at the east end, and a 70-foot granite fountain in the center.
- OU has strong programs in international and area studies, with an International Programs Center led by former U.S. Ambassador to the United Nations Edward Perkins.
- A diverse student community is a priority at OU. OU ranks number one in the Big 12 in Native American enrollment and continues to be one of the leaders in enrollment of Latin American, Asian American and African American students.
- The University of Oklahoma maintains one of the three most important collections of early manuscripts in the history of science in the United States. It includes Galileo's own copy of his work, which first used the telescope to support the Copernican theory, with corrections in his own handwriting.
- OU President David Boren, a former U.S. senator and governor of Oklahoma, teaches an introductory course in political science each semester, and keeps in close touch with students.



# ADMINISTRATION



**David L. Boren**

*13th President, The University of Oklahoma*

David L. Boren, who has served Oklahoma as governor and U.S. senator, became the thirteenth president of the University of Oklahoma in November 1994. He is the first person in state history to have served in all three positions.

Boren is widely respected for his academic credentials, his longtime support of education, and for his distinguished political career as a reformer of the American political system. A graduate of Yale University in 1963, Boren majored in American history, graduated in the top one percent of his class and was elected Phi Beta Kappa. He was selected as a Rhodes Scholar and earned a master's degree in politics, philosophy and economics from Oxford University, England, in 1965.

In 1968, he received a law degree from the University of Oklahoma College of Law, where he was on the *Law Review*, elected to the Order of the Coif, and won the Bledsoe Prize as the outstanding graduate by a vote of the faculty.

As Oklahoma's governor from 1974 through 1978, Boren promoted key educational initiatives that have had an enduring impact on Oklahoma. Established during his tenure were: the Oklahoma Summer Arts Institute, the Scholar-Leadership Enrichment Program, and the Oklahoma Physicians Manpower Training Program, which provides scholarships for medical students and medical personnel who commit to practice in underserved rural areas. Also, the first state funding for Gifted and Talented classes was provided in 1976 and, from 1976 through 1978, Oklahoma ranked first among all states in the percentage increases of funding for higher education.

One of Boren's most far-reaching projects in promoting quality education at all levels is the Oklahoma Foundation for Excellence, which he founded in 1985. The foundation recognizes outstanding public school students and teachers and helps establish private local foundations to help give academic endowment grants to local public schools.

As a senator, he was the author of the National Security Education Act in 1992, which provides scholarships for study abroad and for learning additional languages, as well as legislation to restore the tax deductibility of gifts of appreciated property to universities in 1993.

Boren, also a former state legislator, spent nearly three decades in elective politics before becoming the president of the University of Oklahoma. Boren was the youngest governor in the nation when he served from 1974 to 1978. Known as a reformer, Boren campaigned with a broom as his symbol. During his term, he instituted many progressive

programs, including conflict-of-interest rules, campaign-financing disclosure, stronger open meeting laws for public bodies, and more competitive bidding on state government contracts.

During his time in the U.S. Senate -- from 1979 to 1994 -- Boren was the longest-serving chairman of the Senate Select Committee on Intelligence. From his days as a state legislator and governor of Oklahoma to Washington, Boren carried a commitment to reform, leading numerous efforts to make government work better for American citizens. As chairman of the Senate Intelligence Committee, he strengthened oversight of secret government programs and reformed the procedures for Presidential notice of such programs to Congress. For more than 10 years, he led the fight for congressional campaign finance reform.

Boren left the U.S. Senate in 1994 with an approval rating of 91 percent after being reelected with 83 percent of the vote in 1990, the highest percentage in the nation in a U.S. Senate contest in that election year.

Boren served from 1988 to 1997 as a member of the Yale University Board of Trustees. His university experience also includes four years on the faculty of Oklahoma Baptist University, where he was chairman of the Department of Political Science and chairman of the Division of Social Sciences. In 1993, the American Association of University Professors presented Boren with the Henry Yost Award as Education Advocate of the Year.

Under Boren's leadership, the University of Oklahoma has developed and emerged as a "pacesetter university in American public higher education," with 20 major new programs initiated since his inauguration. They include establishment of the Honors College, a new expository writing program for freshmen modeled on the program at Harvard, an interdisciplinary religious studies program, a new International Programs Center, and the Faculty-in-Residence Program putting faculty family apartments in student residence halls. The Retired Professors Program has been started, bringing 50 retired full professors back to the University to teach freshmen. The new Honors College helps to assure that no students need to leave Oklahoma to find an educational experience to match their potential.

Over \$700 million in facilities construction has been initiated during his tenure. During his first decade over \$1 billion in private contributions were given to the university and the university contributor base was increased from 17,000 donors to almost 100,000.

Presidential Travel Scholarships, students from 111 countries on campus, more reciprocal international exchange agreements than any other university and the new International Programs Center are all making OU more international.

Above all, the Boren years have been marked by an emphasis on putting students first. There is not a university president in the country that is more committed to students as his number one priority. He teaches a freshman-level course in political science each semester and is one of the few presidents of major universities to teach.

Boren is married to Molly Shi Boren, a former judge and English teacher. Molly Boren has two degrees from the University of Oklahoma, a master's degree in English and a Juris Doctor degree from the OU College of Law. Mrs. Boren is actively involved in university life and has led the landscaping effort on all three OU campuses. Boren has two children, Carrie Christine Boren and Dan Boren.

# ADMINISTRATION



## Joe Castiglione

*Director of Athletics, The University of Oklahoma*

In eight years, Joe Castiglione has established a pattern of excellence that few in his profession can match. While Castiglione would quickly point out that the credit belongs to the student-athletes and coaches, the staff and the university administration, the donors and the fans, someone had to make the first step, to take the lead. Following the slogan "Inspiring champions today ... Preparing leaders for tomorrow," Castiglione has authored one of the most successful athletics eras ever witnessed at OU, one that includes an expansion of facilities that is unmatched in Sooner history.

His peers have recognized his success at OU. In October 2004, he was named Athletics Director of the Year by the Bobby Dodd Foundation. In 2003, he was inducted into the National Association of Collegiate Marketing Administrators Hall of Fame. In June 2001, he received the General Robert R. Neyland Athletic Director Award for lifetime achievement from the All-American Football Foundation. In 2000, he was named the Central Region AD of the Year by the National Association of Collegiate Directors of Athletics (NACDA).

The 11th director of athletics at the University of Oklahoma has celebrated six national team championships and numerous conference team titles; record numbers of graduating student-athletes and record-setting grade point averages for Sooner teams; dramatically increased donor giving; huge increases in ticket sales for all sports; major facility improvements, and development and construction of new facilities. And, as aggressive as the push to improve, expand and excel has been, he has produced a balanced budget in every year of his tenure, a first since the early 1980s.

Other highlights of Castiglione's tenure include:

- Six consecutive years among the top 25 in the standings for the Director's Cup which measures overall athletics success, including an all-time program best of 15th in 2003-2004.
- Twenty OU teams have ranked among the top 10 in season-ending polls.
- A school-record and Big 12 best graduation rate of 74% in 2003.
- Three appearances in the BCS National Championship Game and the college football national championship in 2000.
- Appearances by the men's and women's basketball teams in their respective Final Fours in 2002.
- A Division I record of 74 combined victories produced by the football team and both basketball squads in the 2001-02 school year.
- An average of more than 17 OU teams per year represented in postseason play.

Credited with energizing OU's fund-raising efforts, Castiglione was instrumental in the athletics department's major campaign, Great Expectations: The Campaign For Sooner Sports. The campaign ended in November of 2003 with more than \$125 million raised or pledged. Unique in its approach, the largest fund-raising effort in OU athletics history included projects that impact each of OU's nearly 500 student-athletes and has become a national model for intercollegiate athletics.

Castiglione has cultivated numerous million dollar gifts, including the largest capital gifts in history for athletics at OU, and some of the largest ever for the university as a whole. He has driven dramatic facilities projects, including a \$70 million project at Gaylord Family-Oklaoma Memorial Stadium. Others include a \$17.2 million renovation of Lloyd Noble Center; phase I of The Hedington Family Tennis Complex; John Jacobs Field; the Everest Training Facility, one of the largest indoor practice areas in the country; and Phase II of the soccer-tennis complex. Other projects completed in his tenure have included the redesign of the Sooner football practice fields; the Port Robertson Wrestling

Facility; phase I of the Sooner Soccer Complex and John Crain Field as well as additional renovations to the McCasland Field House; L. Dale Mitchell Park, the Charlie Coe Golf Learning Center, the OU Softball Complex and Barry Switzer Center. His administrative work, which has seen significant reorganization and the hiring of nine head coaches, also included the negotiation of multi-million dollar multi-media rights contract that produces more than \$5 million in annual revenue for the athletics department.

Castiglione was hired on April 30, 1998, after serving as athletics director at Missouri. In his 18-year career with the Tigers, Castiglione, who was named director of athletics at Missouri on Dec. 15, 1993, was credited with rebuilding sports programs, hiring outstanding coaches, devising a master plan for facilities, inspiring record-setting increases in fund-raising and balancing the budget in each of his five years as athletics director.

A 1979 Maryland graduate, Castiglione began his career as the sports promotions director at Rice. He then worked a year as director of athletic fund-raising at Georgetown before being hired in 1981 at Missouri as director of communications and marketing.

Active on the national and conference level, he is currently serving on the Board of Directors for the Collegiate Women Sports Awards, the Gatorade Collegiate Advisory Board, and the National Football Foundation and College Football Hall of Fame. Recently, he was named to the executive committee of the National Football Foundation and College Hall of Fame. He served two terms as chair of the Big 12 Board of Athletics Directors and is a past president of the Division I-A Athletic Directors Association and NACDA. He served a four-year term on the NCAA Championship/Competition Cabinet and the NCAA Baseball Committee and is a past member of the NCAA Football Special Events Certification Committee. He recently agreed to serve on the NCAA Diversity Leadership Strategic Planning Committee and the NCAA Division I Women's Basketball Discussion Group.

A native of Fort Lauderdale, Fla., Castiglione was born Oct. 8, 1957. He is married to the former Kristen Bartel, a 1990 graduate of the University of Missouri. They are the parents of two sons, Joseph Robert, Jr., born on December 20, 1996, and Jonathan Edmund, born on March 21, 2000.



2007 SEASON

COACHING STAFF

THE SOONERS

SEASON REVIEW

THE UNIVERSITY

# SOONERSPORTS.COM

## SOONERSPORTS.COM - OFFICIAL HOME OF THE SOONERS

SoonerSports.com, the official site of the OU Athletics Department, supplies Oklahoma fans across the country and around the world with the latest news and features on Oklahoma football direct from Norman.

The site provides the latest press releases, rosters, bios, interactive depth charts, schedules, team statistics, game notes, quotes, player journals, photo galleries, audio and video available to Sooner fans and the media.

The premium content O-Zone at SoonerSports.com provides even greater access to the Sooners for OU fans. Every Tuesday during the season, the O-Zone carries video of Oklahoma's weekly football press conference live. Members watch as head coach Bob Stoops and OU players discuss the upcoming game and take questions from the media.

SoonerSports.com also provides coach and player quotes, photos, video and audio clips and the latest weekly notes from OU Athletics Media Relations in advance of the game. On game day, live statistics and Sooner Network radio broadcasts are available online with recaps, statistics, notes, quotes and photos following shortly after the game.



## BIO, PHOTOS & STATISTICS

OU provides the latest game, season and career statistics for every Sooner player during the season on their individual bio page. Also view updated information on OU's coaches and support staff.

## OU HISTORY & TRADITION

Complete historical information on the Oklahoma football program including national, conference and bowl titles, major award winners, All-Americans, season-by-season results and NFL Sooners.

## GAMEDAY INFORMATION

Stay informed with the latest details for OU fans attending the game in Norman. Ticket options, RV parking, entrance regulations, OU stadium policies, Sooner Club gameday events and more.

## FACILITIES, MAPS & CHARTS

Get a view of Owen Field from any seat inside Memorial Stadium. Check out seating charts, maps, parking and weather links plus facts, figures and features on the storied home of the Sooners.



## SOONERSPORTSMEDIA.COM

The OU Athletics Department provides an innovative service for media covering the Sooners. Log on to SoonerSportsMedia.com and download high-resolution action photos, mug shots, official OU logos, online credentials and more. Visit the site to request an account for access.

