

2006 OKLAHOMA FOOTBALL BOWL GUIDE



2006 BIG 12 CHAMPIONS

2006 SEASON

COACHING STAFF

THE SOONERS

SEASON REVIEW

OKLAHOMA HISTORY

Media Information

Media Information 2
 Maps and Directions 4
 The Game at a Glance 6

2006 Season

Season Notes 8
 Offense Notes 10
 Defense Notes 12
 Special Teams Notes 14
 Bowl Notes 15
 Honors & Awards 16
 Records Update 18
 Rosters/Pronunciation Guide 20
 Depth Chart 22

Coaches & Staff

Bob Stoops 24
 Assistant Coaches 27
 Support Staff 36

The Sooners

Player Profiles 46

Season Review

Team Statistics 78
 Scoring Statistics 80
 Defensive Statistics 81
 Individual Game-by-Game Statistics 82
 Starting Lineups 83
 Player Participation 84
 Situational Statistics 85
 Season Superlatives 86
 Game-by-Game Comparisons 87
 Scoring Drives 88
 Game-By-Game Recaps 90

Bowl History

Oklahoma Bowl Statistics 98
 Bowl Recaps 104

Records

Oklahoma Football Records 118

University of Oklahoma

Overview 122
 University President David L. Boren 124
 Director of Athletics Joe Castiglione 125
 Athletics Administration 126
 Oklahoma Traditions 127
 SoonerSports.com 128

WRITERS

Kenny Mossman, Jared Thompson

GUIDE DESIGN

Jason Matheson, Jared Thompson

COVER DESIGN

Scott Matthews

CONTRIBUTORS

Kellen Coleman, Leslie Koch, Katie Moon, Craig Moran, Kameryn Stanhouse, Jessica Summers

RESEARCH ASSISTANCE

Mike Brooks

DIRECTOR OF PUBLICATIONS

Debbie Copp

PHOTOGRAPHY

Lisa Hall, Joey Johnson, Mark Kraus, Jackson Laizure, Jerry Laizure, Shevaun Williams and Associates, John Williamson and OU Athletics Media Relations Archives

PRINTING

The 2006 Oklahoma Football Bowl Guide was printed by OU Printing Services of Norman, Okla., at no cost to the taxpayers of the state of Oklahoma.



Nike is the official footwear, apparel supplier and sponsor of the Oklahoma football program.

ATHLETICS MEDIA RELATIONS

	Kenny Mossman Senior Associate Athletics Director for Communications kmossman@ou.edu		Debbie Copp Director of Publications dcopp@ou.edu
	Mike Houck Associate Media Relations Director mhouck@ou.edu		Jason Matheson Director of Internet Services jmatheson@ou.edu
	Chris Freet Associate Media Relations Director cfreet@ou.edu		Scott Matthews Director of Graphic Design smathews@ou.edu
	Craig Moran Assistant Media Relations Director cmoran@ou.edu		Brian Dude Media Relations Graduate Assistant briandude@ou.edu
	Jessica Summers Assistant Media Relations Director jsummers@ou.edu	University of Oklahoma Athletics Media Relations Gaylord Family - Oklahoma Memorial Stadium McClendon Center for Intercollegiate Athletics 180 W. Brooks, Suite 2525 Norman, OK 73019 Main Phone: 405.325.8231 Fax: 405.325.7623 www.SoonerSports.com	
	Jared Thompson Assistant Media Relations Director jaredthompson@ou.edu		



OU Athletics Department Administration

	<i>Area Code (405)</i>
Joe Castiglione, Director of Athletics	325-8208
Larry Naifeh, Executive Associate Athletics Director	325-8241
Stephanie Rempe, Sr. Associate AD/SWA	325-8210
Gerald Gurney, Ph.D., Sr. Assoc. AD/Academic Programs	325-8265
Keith Gill, Sr. Associate AD/Administration	325-7718
Kenny Mossman, Sr. Associate AD/Communications	325-8231
Greg Phillips, Sr. Associate AD/Chief Financial Officer	325-1868
Matt Trantham, Associate AD/Event Management	325-8203
Deren Boyd, Assistant AD/Development	325-8546
Tim George, Assistant AD/Marketing and Promotions	325-8232
Billy Ray Johnson, Assistant AD/Ticket Operations	325-8194
Melanie Roberts, Assistant AD/Compliance	325-8316
Robert Smith, Assistant AD/Business Manager	325-8430

Sooner Sports Properties

Eric Barnhart, General Manager	325-2407
Phill Corkins, Associate General Manager	325-2417
Chris Andrews, Account Executive	325-2332
Dennis Byers, Account Executive	325-2420
Sean Heusel, Account Executive	325-2393
Matt Wells, Account Executive	325-6467
Connie Hillerman, Administrative Assistant	325-6465

OU Athletics Department Heads

Scott Anderson, Head Athletic Trainer	325-8332
Dan Cavanaugh, Director of Broadcasting	325-8318
Debbie Copp, Director of Publications	325-8367
Danny Davis, Director of Facilities	325-8235
Dave Haskin, Director of Marketing	325-5482
Beth Kelly, Manager of Financial Support Services	325-8452
Brian Martin, Director of Team Video	325-8288
Jason Matheson, Director of Internet Services	325-4274
Scott Matthews, Director of Graphic Design	325-8223
Matt Roberts, Director of Annual Programs	325-8238
Jerry Schmidt, Director of Sports Enhancement	325-8370
Suzanne Staley, Director of Brand Management	325-7811
Greg Tipton, Director of Athletics Equipment	325-8379

MEDIA INFORMATION

2006 SEASON
COACHING STAFF
THE SOONERS
SEASON REVIEW
OKLAHOMA HISTORY

Credentials

Outlets that covered the participating teams on a season-long basis are eligible for credentials. The online application can be accessed at <http://www.fiestabowl.org/media>. The application deadline is Dec. 15, 2006.

Media who are approved for credentials will have a photo taken at the Peace Pipe Room at the Camelback Inn Dec. 26-31, from 8 a.m.-6 p.m. Media unable to have a photo taken during that time may do so at the stadium on game day beginning at 10 a.m., when media will call will open.

Media Relations Representatives



OKLAHOMA

Kenny Mossman, Sr. Associate A.D./Communications
405.249.5891, kmossman@ou.edu

Jared Thompson, Assistant Media Relations Director
405.834.2984, jaredthompson@ou.edu

Craig Moran, Assistant Media Relations Director
405.213.6735, cmoran@ou.edu



TOSTITOS FIESTA BOWL

Don Speck, Media Operations Chair
602.751.9008, dmspeck@cox.net

Shawn Schoeffler, Media Operations Liaison
602.390.6711, sschoeffler@fiestabowl.org

Oklahoma's Arrival

Oklahoma's travel party will arrive Dec. 25, but will participate in the welcome media conference on Dec. 26.

Oklahoma Team Headquarters

Fairmont Scottsdale Princess Resort
7575 E. Princess Drive
Scottsdale, AZ 85255
480.585.4848

Media Headquarters

Camelback Inn, a J.W. Marriott Resort & Spa
5402 E. Lincoln Drive
Scottsdale, AZ 85253
480.948.1700
www.camelbackinn.com
Room Block Coordinator: Craig Gordon
480.367.6128
craig.gordon@marriott.com

MEDIA HOSPITALITY

A media hospitality room will be hosted from Dec. 26-31 at the Manor House in the media hotel. The suite will be open daily from 3 p.m.-2 a.m. On game day, the suite will be open post-game only.

MEDIA WORK ROOM

The media work room is located in the Scottsdale East Room at the Camelback Inn. It is open Dec. 26-31 from 8 a.m.-6 p.m., daily.

Game Week Interviews

See media opportunities on schedule below.

PRACTICES

Oklahoma will practice at Pinnacle High School. From the team hotel, take 101 freeway westbound and exit at Tatum. Turn right and proceed one-half mile to Deer Valley. Turn left onto Deer Valley and proceed two miles to the site. (See map on page 4.)

When coaches and players are available for interviews in conjunction with practice, those sessions will be conducted after practice. Practice sessions are closed except for those times when, under BCS guidelines, OU opens the first 15 minutes of two workouts.

POST-GAME INTERVIEWS


Per BCS guidelines, the OU locker room will be open for 30 minutes following the cooling-off period. In addition, designated coaches and players will be brought to the interview area.

Team Availability Schedule

	25	26	27	28	29	30
	Press Conference Sky Harbor Airport 7 p.m. <i>Head Coach only</i>	Practice (Closed) Pinnacle High School 11:40 a.m.-2 p.m. <i>Coaches and Players available after Practice</i>	Practice (First 15 min.) Pinnacle High School 11:40 a.m.-2 p.m. <i>Coaches and Players available after Practice</i>	Press Conference Camelback Inn, 8:30 a.m. <i>Off. Coords./Four Players</i> Practice (First 15 min.) Pinnacle High School 11:40 a.m.-2 p.m. <i>Coaches and Players available after Practice</i>	Press Conference Camelback Inn, 9:30 a.m. <i>Def. Coords./Four Players</i> Practice (Closed) Pinnacle High School 12:40 a.m.-2:30 p.m. <i>Coaches and Players available after Practice</i>	Media Day Stadium, 9:30 a.m. <i>Coaches and Players</i> Practice (Closed) Pinnacle High School 1:40 p.m.-3:15 p.m. <i>No Availability</i>

31	Press Conference Camelback Inn, 8:30 a.m. <i>Head Coach</i> Practice (Closed) Pinnacle High School 1:40 p.m.-2:45 p.m. <i>No Availability</i>
----	---

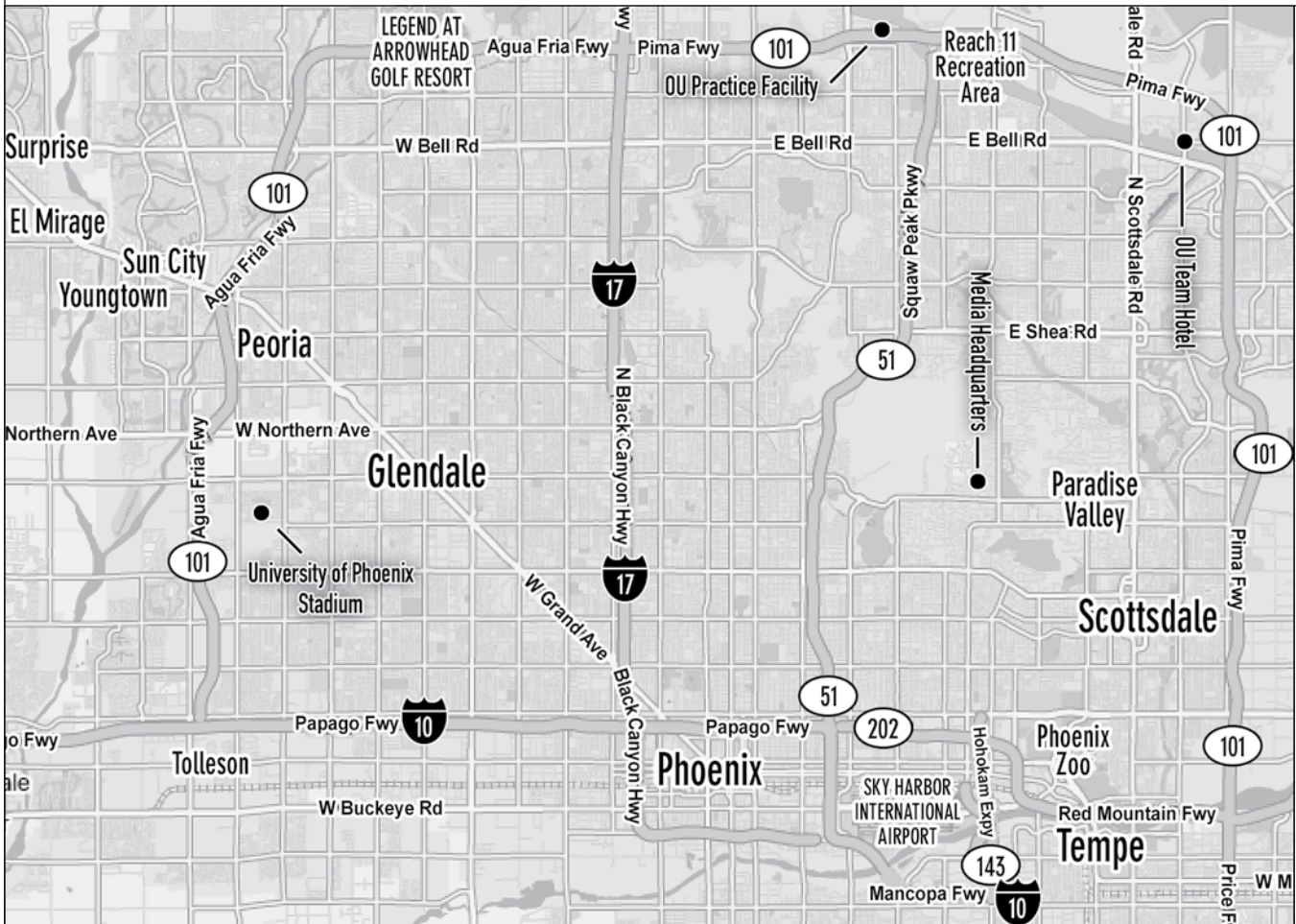
1	Tostitos Fiesta Bowl Stadium, 6:45 p.m. <i>Coaches and Players available Post-Game</i>
---	---



- All times local and subject to change.
- Shaded dates represent events with player availability.
- All practices are closed except for the first 15 minutes on Dec. 27 and 28.
- Coaches and players are available after practices on Dec. 26-29.

MAPS & DIRECTIONS

7 NATIONAL CHAMPIONSHIPS 40 CONFERENCE CHAMPIONSHIPS 24 BOWL CHAMPIONSHIPS 142 ALL-AMERICANS 63 NATIONAL AWARD WINNERS



To University of Phoenix Stadium

FROM THE SOUTH:

Take AZ loop 101 Freeway North. Exit at Glendale Avenue and make a right onto Glendale Avenue, Stadium will be on the right.

FROM THE NORTH:

Take the AZ loop 101 South. Exit at Glendale Avenue and make a left onto Glendale Avenue, Stadium will be on the right.

FROM THE EAST:

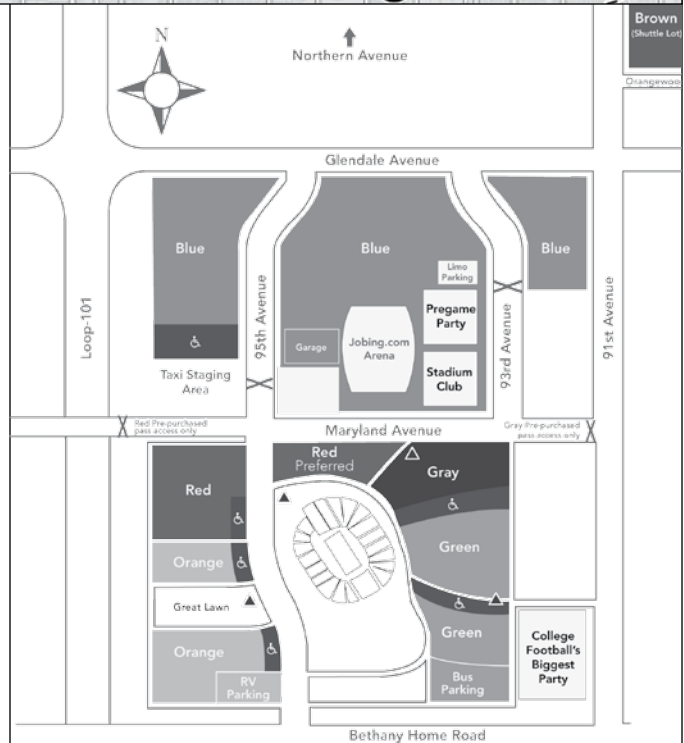
Take Glendale Avenue West toward 91st Avenue. Turn left onto 91st Avenue and follow it to Stadium Drive. Take a right onto Stadium Drive into Stadium parking lots.

FROM THE WEST:

Take Glendale Avenue East to 95th Avenue. Turn right on 95th Avenue and follow it past University of Phoenix Stadium, on the left, and in to the stadium parking lots.

PARKING (SEE MAP TO RIGHT):

Approximately 14,000 parking spaces, located in numerous lots, surround the stadium. Parking included with event admission (subject to change).



UNIVERSITY OF PHOENIX STADIUM



By the Numbers

- 1.7 million, stadium area in sq. ft.
- 63,400, seating capacity for Cardinals games (expandable to 73,000 for Super Bowls and college bowl games)
- 1,250, approximate number of trees planted throughout stadium plaza
- 30, height in feet of the giant numbers designating the three main entrances to the stadium
- 19, width in inches of the stadium seats; club seats are 21 inches
- 10, number of public elevators
- 18 number of public escalators
- 1.1 million, projected number of visitors to stadium in its first year
- 1,175, total restroom fixtures for public use in the stadium (33 women's restrooms, 28 men's, and 12 family restrooms)
- 310, the number of fixed locations for fans to purchase food and beverages
- 8,000, tons of cooling used by the stadium's air conditioning
- 15,451, square footage of the Cardinals' locker room area including equipment and training rooms, shower areas, etc.
- 1,218, days between the stadium groundbreaking (April 12, 2003) and the inaugural game at the stadium (August 12, 2006)
- 2.6 million, total number of work hours done in construction
- 900, length in miles of a sidewalk that could be made from the amount of concrete used on the stadium (roughly the distance from Phoenix to San Francisco)

2006 SEASON

COACHING STAFF

THE SOONERS

SEASON REVIEW

OKLAHOMA HISTORY


University of Phoenix Stadium

The University of Phoenix Stadium, with its retractable roof and field, is unlike any other stadium in North America and a marvel of design, engineering, and technology.

It is home to the NFL's Arizona Cardinals, as well as the annual Tostitos Fiesta Bowl, the 2006 BCS National Championship game, and Super Bowl XLII in February 2008. The stadium opened in August of 2006.

The stadium was designed to be a truly multi-purpose facility with the ability to host football, basketball, soccer, concerts, consumer shows, motor sports, rodeos and corporate events.

The exterior skin represents a barrel cactus. The building features alternating sections of shimmering metal panels intended to reflect the shifting desert light alongside magnificent vertical glass slots allowing patrons a spectacular view of the horizon from any level of the exterior. There are 21 vertical slots on the exterior wall of the stadium.



THE GAME AT A GLANCE

Oklahoma Quick Facts

Location: Norman, Okla.
Founded: 1890
Nickname: Sooners
Colors: Crimson (PMS 201) and Cream
Conference: Big 12 (South Division)
Enrollment: 29,721
Stadium: Gaylord Family - Oklahoma Memorial Stadium (Natural Grass/82,112)
President: David L. Boren
Director of Athletics: Joe Castiglione
Sr. Associate A.D./Communications: Kenny Mossman
Office Phone: 405.325-8231, **Mobile:** 405.249.5891
Website: www.SoonerSports.com

Football Information

Offensive Formation: Multiple
Defensive Formation: Multiple
Overall Record: 11-2
Conference Record: 7-1 (Big 12 Conference Champions)

Coaching Staff

Name (Alma Mater, Year)	Title
Bob Stoops (Iowa '83)	Head Coach (Eighth Season)
Brent Venables (Kansas State '92)	Assoc. Head Coach/Def. Coordinator/LB
Bobby Jack Wright (SW Texas St. '73)	Asst. H.C./Co-Def. Coordinator/DB
Kevin Wilson (North Carolina '84)	Offensive Coordinator/TE, FB
Kevin Sumlin (Purdue '86)	Co-Offensive Coordinator/WR
Cale Gundy (Oklahoma '94)	Recruiting Coordinator/RB
Josh Heupel (Oklahoma '01)	Assistant Coach/QB
James Patton (Miami, Ohio '93)	Assistant Coach/OL
Jackie Shipp (Langston '92)	Assistant Coach/DL
Chris Wilson (Oklahoma '92)	Assistant Coach/DE

Schedule & Results

Date	Opponent (Pre-Bowl Record)	W/L	Score	Att.	TV
Sept. 2	UAB (3-9)	W	24-17	84,555	TBS
Sept. 9	Washington (5-7)	W	37-20	84,577	ABC
Sept. 16	at (18) Oregon (7-5)	L	33-34	59,269	ABC
Sept. 23	Middle Tennessee (7-5)	W	59-0	84,326	PPV
Oct. 7	(7) Texas+ (9-3)	L	10-28	76,260	ABC
Oct. 14	Iowa State (4-8)	W	34-9	84,152	FSN
Oct. 21	Colorado (2-10)	W	24-3	84,443	FSN
Oct. 28	at (23) Missouri (8-4)	W	26-10	62,045	ABC
Nov. 4	at (21) Texas A&M (9-3)	W	17-16	85,697	ABC
Nov. 11	Texas Tech (7-5)	W	34-24	85,313	FSN
Nov. 18	at Baylor (4-8)	W	36-10	31,221	FSN
Nov. 25	at Oklahoma State (6-6)	W	27-21	42,819	FSN
Dec. 2	Nebraska* (9-4)	W	21-7	80,031	ABC

+ at the Cotton Bowl in Dallas, Texas

* Dr Pepper Big 12 Championship game at Kansas City, Mo.

Statistical Leaders

Rushing	Att.	Yds.	Avg.	TD	Avg./G	Long			
Adrian Peterson	168	935	5.6	10	155.8	53			
Passing	Comp.	Att.	Int.	Pct.	Yds.	TD	Eff.		
Paul Thompson	185	304	9	60.9	2,434	20	144.56		
Receiving	Rec.	Yds.	Avg.	TD	Avg./G	Long			
Malcolm Kelly	62	993	16.0	10	76.4	63			
Tackles	UT	AT	TT	TFL	Int.	S	PD	FF	FR
Rufus Alexander	61	40	101	10.5-36	1-0	2-18	3	3	2-0

Boise State Quick Facts

Location: Boise, Idaho
Founded: 1932
Nickname: Broncos
Colors: Blue and Orange
Conference: Western Athletic
Enrollment: 18,876
Stadium: Bronco Stadium (Blue Astro Play/30,000)
President: Dr. Bob Kustra
Director of Athletics: Gene Bleymaier
Assistant Athletics Director/Media Relations: Max Corbet
Office Phone: 208.426.1515, **Mobile:** na
Website: www.BroncoSports.com

Football Information

Offensive Formation: Multiple
Defensive Formation: Multiple
Overall Record: 12-0
Conference Record: 8-0 (Western Athletic Conference Champions)

Coaching Staff

Name (Alma Mater, Year)	Title
Chris Petersen (UC Davis '88)	Head Coach (First Season)
Sean Gugler (South Florida '91)	Assistant Head Coach/OL
Bryan Harsin (Boise State '00)	Offensive Coordinator/QB
Justin Wilcox (Oregon '99)	Defensive Coordinator
Jeff Choate (Montana-Western '93)	Special Teams Coordinator/RB
Scott Huff (Boise State '02)	Assistant Coach/TE
Peter Kwiatkowski (Boise State '90)	Assistant Coach/DL
Brent Pease (Montana '90)	Assistant Coach/WR
Viliami Tuivai (UC Davis '02)	Assistant Coach/LB
Marcel Yates (Boise State '00)	Assistant Coach/DB

Schedule & Results

Date	Opponent (Pre-Bowl Record)	W/L	Score	Att.	TV
Aug. 31	Sacramento State (4-7)	W	45-0	29,674	
Sept. 7	Oregon State (9-4)	W	42-14	30,711	ESPN
Sept. 16	Wyoming (6-6)	W	17-10	17,880	
Sept. 23	Hawai'i (10-3)	W	41-34	30,642	
Sept. 30	at Utah (7-5)	W	36-3	45,222	
Oct. 7	Louisiana Tech (3-10)	W	55-14	30,572	
Oct. 15	at New Mexico State (4-8)	W	40-28	16,872	ESPN
Oct. 21	at Idaho (4-8)	W	42-26	17,000	
Nov. 1	Fresno State (4-8)	W	45-21	30,604	ESPN2
Nov. 11	at San Jose State (8-4)	W	23-20	21,742	
Nov. 18	Utah State (1-11)	W	49-10	30,515	
Nov. 25	at Nevada (8-4)	W	38-7	25,506	ESPN2

Statistical Leaders

Rushing	Att.	Yds.	Avg.	TD	Avg./G	Long			
Ian Johnson	253	1,651	6.4	24	146.6	59			
Passing	Comp.	Att.	Int.	Pct.	Yds.	TD	Eff.		
Jared Zabransky	172	259	7	66.4	2,325	20	161.89		
Receiving	Rec.	Yds.	Avg.	TD	Avg./G	Long			
Legedu Naanee	34	522	15.4	6	43.5	61			
Tackles	UT	AT	TT	TFL	Int.	S	PD	FF	FR
Korey Hall	54	51	105	6.5-25	6-108	3.5-19	1	0	1

THE GAME AT A GLANCE

2006 SEASON
COACHING STAFF
THE SOONERS
SEASON REVIEW
OKLAHOMA HISTORY

Game Basics

Teams:

Oklahoma Sooners
No. 10 BCS
No. 8 ESPN/USA Today Coaches
No. 7 Associated Press

Boise State Broncos
No. 8 BCS
No. 9 ESPN/USA Today Coaches
No. 9 Associated Press

Date: Monday, Jan. 1, 2007

Time: 6:45 p.m., MST, 7:45 p.m., CST

Location: Glendale, Ariz.

Venue: University of Phoenix Stadium (72,886)

Television: FOX

Thom Brennaman, play-by-play
Barry Alvarez, analyst
Charles Davis, analyst
Chris Myers, sideline

Oklahoma Radio: Sooner Sports Network

Bob Barry, Sr., play-by-play
Merv Johnson, analyst
Mark Rodgers, sideline

National Radio: ESPN

Ron Franklin, play-by-play
Ed Cunningham, analyst
Dr. Jerry Punch, sideline

Fiesta Bowl FYI

Oklahoma is the home team in this game ... the Sooners will occupy the east bench ... each school sold out its allotment of 17,500 tickets ... officials will be assigned from a league that is not represented in the game ... halftime will last 22 minutes ... most of the game-day crew (timers, chains, etc.) is the one used during Arizona State home games ... University of Phoenix Stadium is home to the NFL's Arizona Cardinals ... the facility includes a retractable roof and is the first retractable in the country to include a natural grass playing surface.

OU Essentials

Oklahoma has seven national titles (1950, 1955, 1956, 1974, 1975, 1985, 2000) ... the Sooners own 40 conference titles, 40 bowl appearances (including this one) and 24 bowl victories ... OU's all-time record is 768-291-53 ... Since WWII, Oklahoma has won more games, 524, than any other college program ... that's also true since 2000, a span of seven seasons in which the Sooners prevailed 79 times ... no program has been ranked No. 1 in the AP poll more weeks than Oklahoma's 95 ... OU has produced 142 All-Americans and four Heisman Trophy winners ... Sooner players also have won the Bednarik (1) Butkus (4), the Camp (4), the Lombardi (3), the Maxwell (2), the Nagurski (2), the O'Brien (2), the Outland (5), the Tatupu (1), the Thorpe (3) and the Unitas (1).

Statistically Speaking...

Category	OU	NCAA Rank	Big 12 Rank	Boise St.	NCAA Rank	WAC Rank
Scoring	29.4	26	6	39.4	2	2
Scoring Defense	15.3	17	1	15.6	18	1
Scoring Margin	14.1	17	2	23.8	2	1
Scoring by Quarter	123-79-112-68	NA	NA	118-159-112-84	NA	NA
Opponent Scoring by Quarter	54-47-40-58	NA	NA	48-38-40-61	NA	NA
Total Offense	365.8	42	8	424.2	11	2
Total Defense	280.2	17	1	273.8	14	1
First Downs	18	NA	NA	21.5	NA	NA
Opponent First Downs	14.9	NA	NA	13.9	NA	NA
Rushing Attempts	519	4	1	516	T5	1
Rushing Offense	177.4	6	3	222.8	21	1
Rushing Defense	97.9	18	2	82.0	7	1
Rushing Touchdowns	23	T19	T4	38	T-2	1
Opponent Rushing Touchdowns	9	T16	2	5	T-1	1
Yards Per Rush	4.4	34	6	5.2	9	2
Opponent Yards Per Rush	3.3	24	2	3.0	16	1
Att.-Comp.-Int.	308-186-8	NA	NA	276-184-8	NA	NA
Opponent Att.-Comp.-Int.	404-205-17	NA	NA	365-208-17	NA	NA
Passing Yards	188.4	70	11	201.4	55	4
Passing Defense	182.4	37	3	191.8	48	2
Pass Efficiency	143.41	28	5	159.54	8	2
Pass Efficiency Defense	100.61	7	1	114.19	29	1
Completion Percentage	60.4%	45	4	66.7%	8	2
Opponent Completion Percentage	50.7%	5	1	57.0%	53	2
Touchdown Passes	20	T35	7	21	T31	3
Opponent Touchdown Passes	11	T19	1	15	T46	2
Kickoff Returns	31-24.5	9	4	27-19.9	66	4
Opponent Kickoff Returns	43-17.0	9	1	64-10.7	26	2
Punt Returns	34-8.0	68	8	31-8.7	59	4
Opponent Punt Returns	17-3.9	8	1	18-10.7	93	8
Interception Returns	17-11.2	NA	NA	17-22.8	NA	NA
Opponent Interception Returns	8-10.0	NA	NA	8-23.1	NA	NA
Fumbles-Lost	32-21	T117	12	19-9	36	2
Opponent Fumbles-Lost	21-12	35	7	14-10	51	4
Turnover Margin	0.00	T61	7	+0.83	T12	2
Penalties-Yards	63-486	23-15	3-2	68-585	55-61	5-6
Opponent Penalties-Yards	69-516	NA	NA	82-645	NA	NA
Punts-Average	57-39.6	T62-65	7-9	40-44.1	T10-13	3-2
Opponent Punts-Average	77-39.9	NA	NA	67-40.7	NA	NA
Net Punting	37.0	27	6	36.3	41	3
Opponent Net Punting	35.9	NA	NA	35.2	NA	NA
Time of Possession	31:31	25	3	31:29	T13	1
Opponent Time of Possession	28:29	25	3	28:11	T13	1
Third Down Conversions	69-167/41.3%	37	5	63-140/45%	19	1
Opponent Third Down Conv.	54-178/30.3%	10	2	52-156/33.3%	31	2
Fourth Down Conversions	7-11/63.6%	T24	5	15-19/79.0%	1	1
Opponent Fourth Down Conv.	8-20/40%	T28	4	10-19/52.6%	T72	7
Sacks By-Yards	23-187	80	10	31-176	23	2
Opponent Sacks By-Yards	14-93	9	1	17-126	23	2
Field Goals	17-18/94.4%	NA	NA	13-14/92.9%	NA	NA
Opponent Field Goals	12-17/70.6%	NA	NA	5-10/50%	NA	NA
PAT Attempts	45-46/97.8%	NA	NA	56-58/96.6%	NA	NA
Opponent PAT Attempts	23-23/100%	NA	NA	20-20/100%	NA	NA

SEASON NOTES

Sooner Timeline 2006

Starting with most recent events, here's a look back at the Sooner football season ...

Dec. 2: Oklahoma captures its 40th conference crown, its fourth as a Big 12 member, with a 21-7 win over Nebraska. Amid the post-game locker room celebration, Fiesta Bowl President and CEO John Junker invites the Sooners to play in the 36th Tostitos Fiesta Bowl.

Nov. 30: LB Rufus Alexander becomes Oklahoma's 142nd All-American when he is named to the first-team squad by the American Football Coaches Association (AFCA).

Nov. 28: Bob Stoops is named Big 12 Coach of the Year.

Nov. 25: OU beats Oklahoma State at Stillwater, Okla., 27-21, for a fourth straight win in the series and the 78th in 101 tries. Allen Patrick, back from an ankle injury, shredded the OSU defense for 169 yards on 23 carries.

Nov. 18: In his first collegiate start, true freshman RB Chris Brown rushes 24 times for 169 yards and one touchdown. The Sooners survive five turnovers by scoring on offense, defense and special teams. Thanks to five sacks, Baylor rushes for -48 yards.

Nov. 11: OU rallies from a 24-10 second-quarter deficit against Texas Tech as Paul Thompson threw for 309 yards.

Nov. 4: The Sooners gets the second of two straight road wins over ranked opponents with a 17-16 triumph at Texas A&M. With 1:29 remaining, OU goes for it on a fourth-and-one at its own 29. Thompson plunges for the first down and the Sooners run out the clock.

Oct. 28: Oklahoma takes down No. 23 Missouri at Columbia, Mo. MU quarterback Chase Daniel entered the game with only five interceptions, but was picked off three times. Patrick gained another 157 yards while QB Thompson counted three touchdowns among his 11 completions.

Oct. 21: Patrick made his first career start at running back and rushed 35 times for 110 yards in a 24-3 win over Colorado. The Buffs complete 3-of-14 passes, get only five first downs and manage just 113 yards of total offense.

Oct. 16: DT Carl Pendleton is announced as a recipient of the National Football Foundation's Post-Graduate Scholarship. The junior, who has taken legal guardianship of his 11-year-old brother Kierstan, tells media that he will forgo his final season of eligibility to enter graduate school at Oklahoma.

Oct. 14: OU claims an easy, yet costly, 34-9 win over Iowa State. With 6:35 remaining in the game, Adrian Peterson broke free on a 53-yard touchdown run. Near the end of the run, he is knocked off his feet. He landed in the end zone on his left collarbone, breaking the bone. He misses the final six regular season games and the Big 12 Championship Game.

Oct. 7: Oklahoma can't hold on to a 10-7 halftime lead and drops a 28-10 decision to Texas in the 101st Red River Rivalry at Dallas.

Sept. 23: Unfazed by the debacle in Oregon, Oklahoma routs Middle Tennessee, 59-0. The Blue Raiders conclude the regular season 7-5 to earn a berth in the Motor City Bowl.

Sept. 18: The Pacific 10 Conference acknowledges officiating errors made in the waning moments of the Oregon game that directly impacted the final outcome. The league suspends the crew and formally apologizes to Oklahoma.

Sept. 16: Oklahoma drops a controversial 34-33 decision at Oregon.

Sept. 9: Washington scores on its first snap, but OU rallies for a comfortable 37-20 win over the Huskies. The AP poll drops the Sooners to No. 18.

Sept. 2: Oklahoma opens with a 24-17 victory over UAB, but drops from No. 5 to No. 15 in the AP poll.

Aug. 2: QB Rhett Bomar and OL J.D. Quinn are dismissed from the team for violating NCAA rules.

Score Another '10'


This is Oklahoma's 29th season with at least 10 victories. That's tops in the nation, one ahead of Alabama.

Oklahoma also tops all teams with 17 11-win seasons. Nebraska and Penn State are second with 13.

10-Win Seasons (Pre-2006 Bowls)

1.	Oklahoma	29
2.	Alabama	28
3.	Nebraska	25
	Michigan	25
5.	Southern Cal	22
6.	Penn State	19
7.	Tennessee	19
	Texas	19
9.	Florida State	18
10.	Georgia	16

OU Honors Gault



This season, Oklahoma honored the late Prentice Gault. It was 50 years ago this season (1956) that Gault became the first black football player at OU. Gault, an Academic All-American during his playing days, went on to a successful career as a college administrator. He wore No. 38 on his jersey at Oklahoma. That number was not issued for this season. The Sooners are wearing a No. 38 decal (pictured below) on their helmets.



SEASON NOTES

2006 SEASON

COACHING STAFF

THE SOONERS

SEASON REVIEW

OKLAHOMA HISTORY

All-Time Poll Leaders

A look at the teams that have been ranked the most times in the AP's weekly Top 25 ...

Michigan	740
Ohio State	714
Notre Dame	699
OKLAHOMA*	636
USC	634
Nebraska	633
Texas	618
Alabama	606
Tennessee	543
Penn State	540

Oklahoma and Notre Dame are tied for most weeks at No. 1 (95).

Active OU Streaks

- 104 - Games in which OU scored a TD
- 55 - Televised games.
- 49 - Home sellouts.
- 25 - Rufus Alexander's starts (team high)
- 8 - Seasons to a bowl game.
- 5 - Years with a 1st-round NFL draft pick.
- 2 - Seasons with a 1,000-yard rusher.

OU By the Numbers

- 71,000 - Football season ticket holders
- 24,038 - Combined population of the four towns that produced OU's four Heisman winners
- 143 - National TV games that showed OU
- 121 - Games OU scored at least 50 points
- 63 - National award winners produced
- 43 - Games in Stoops Era won by 20 or more points
- 29 - Seasons with 10 or more wins
- 18 - States represented on OU roster

Number Changes

Several Oklahoma players have changed jersey numbers since the media guide was issued. Here is the list of changes ...

	New	Old
Chris Brown	29	24
Alan Davis	32	95
Jermaine Gresham	18	2
Joey Halze	15	11
Manuel Johnson	1	6
Mossis Madu	17	13
DeMarco Murray	7	3
Dane Zaslav	45	40

Oklahoma's Streak

Oklahoma played four of its last five regular season games on the road and five of its last six away from Norman, yet still fashioned an eight-game winning streak. That streak includes three games against ranked opponents, none of which played in Norman.

Trends

- OU is 4-1 when it has more turnovers than its opponent, 3-2 with more penalties.
- In seven games since committing 11 penalties against Texas, the Sooners have 27.
- Six of Oklahoma's last nine opponents failed to reach 90 yards rushing.
- OU is plus 35:56 in time of possession -- nearly six minutes more than a half.
- Nine times OU has driven the ball for longer than five minutes to get a score.
- The Sooners have logged more than 400 total yards in two of the last three games.
- Oklahoma has rushed for more than 220 yards in four of its last five games.

Roster Writings

- This Sooner team has just 11 seniors, the lowest number of Bob Stoops' tenure. The previous low was 12 on the 2001 squad. Only 10 of the 11 are on scholarships.
- Last season, OU ranked No. 7 nationally by playing 12 true freshmen. This season, eight true frosh played. The three true freshmen with starts this season are C Chase Beeler, RT Trent Williams and RB Chris Brown.
- Thirteen of the 22 position players who started the most recent game have at least two years of eligibility remaining. That also is true of 30 of the 48 players who saw action.

Oklahoma Tackles Full Slate of I-A Foes... Again

Oklahoma has played exclusive I-A opposition since Bob Stoops' opener in 1999 (a 49-0 win over I-AA Indiana State). This season, OU is the only program in the Big 12 with a full I-A slate.

- Boise State is the sixth ranked foe OU has played in '06. None of those games have been played in Norman.

Stoops Era Yielding Record-Setting Attendance Numbers

With 507,366 in attendance for home games in 2006, Oklahoma has drawn 3,905,029 for Bob Stoops' 49 home games (started in 1999).

- All 49 have been sold out and the Sooners have prevailed 47 times.
- This year's average home attendance of 84,561 was the largest in school history, narrowly edging the 2004 average of 84,532. The top seven seasons for OU home attendance have come on Stoops' watch.
- The crowd of 85,313 for the Texas Tech game was the largest ever to see a sporting event in the state of Oklahoma.
- OU has exceeded its listed capacity of 82,112 in 23 consecutive games.
- Since Stoops became the head coach, expansion projects at Gaylord Family - Oklahoma Memorial Stadium have increased the capacity by 9,347 seats.



GAYLORD FAMILY - OKLAHOMA MEMORIAL STADIUM

OFFENSE NOTES

About the Offense

- Under Stoops, OU produced its career leader in passing and receiving, while producing the fourth- and fifth-ranked rusher in school history and the record-holder for single season rushing.
- Oklahoma has scored at least one touchdown in every game dating back to Nov. 7, 1998.
- On Stoops' watch, OU has 32, 200-yard rushing games with 26 over the last five years.
- Under this coach, OU has 101 TDs of 25+ yards, 218 scoring drives of less than two minutes.

Only the Names Have Changed

Oklahoma has survived injuries in its running game like few other teams. Adrian Peterson missed the last six games and Allen Patrick was out for two. Still, consider the statistics of OU's leading rushers in each of the 13 games so far. If Peterson, Patrick and Chris Brown were one player, they'd have these statistics ... 13 games, 333 rushing attempts, 1,791 rushing yards and 16 TDs. That's 149.3 yards per game, 5.4 yards per attempt.

Sans A.D.

- Because of injury, Adrian Peterson (No. 2 in the nation in rushing and all purpose yards and No. 4 in scoring at the time of his injury) was out for all of last year's Baylor game and more than half of three others. He has missed the last six games of this season. When playing without Peterson, OU is 9-1 and out-rushed each opponent. The Sooners had a 100-yard rusher in six of those 10 games.
- Peterson is one of the greats to play college football, but OU has held up well in his absence this season, averaging 171.7 rushing yards per game with him, 208.8 without him.
 - Oklahoma ranks No. 14 nationally with 188.67 yards per game.

Fourth Stringers, Keep Your Helmets Handy

Twice over the last two seasons Oklahoma's fourth-string running back has led the team in rushing. Against Texas Tech this season, fourth-stringer Chris Brown led with 16 rushes for 84 yards and two touchdowns. Last year, when Adrian Peterson and two others were unavailable for the Baylor game, Jacob Gutierrez had 30 attempts for 173 yards and two TDs. The Sooners won both of those games.

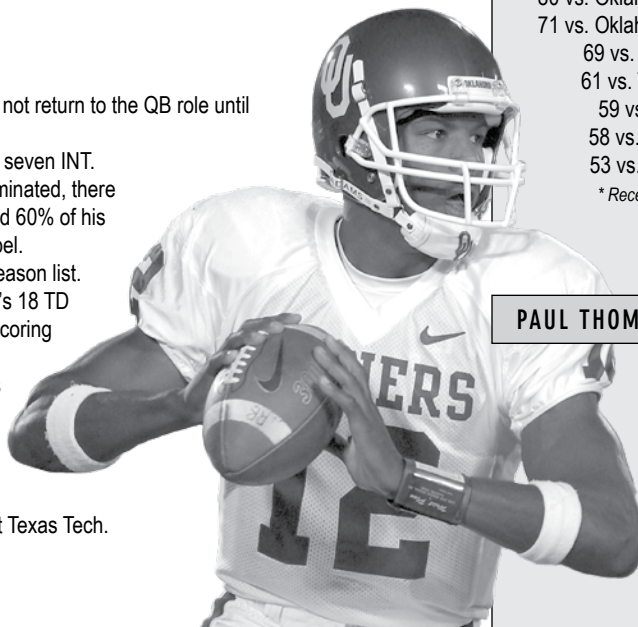
With Six Games Tied Behind His Back

Adrian Peterson is under the 75 percent games played rule to be included in NCAA or Big 12 stats. There is still only one Big 12 rusher with more total yards than Peterson's 935. Kansas' Jon Cornish has 1,457. Had Peterson maintained his average of just over 155 yards/game, he would be at 2,025.


P.T. Cruisin'

Paul Thompson, who moved to WR last season, did not return to the QB role until Aug. 3 ...

- His completion rate is 61.5 percent with 18 TD and seven INT.
- Over the last 45 years, most of which were run-dominated, there have been only four in which a Sooner QB completed 60% of his passes -- two by Jason White and two by Josh Heupel.
- With 2,169 passing yards, he is No. 8 on the OU season list. He is No. 8 on the career list with 2,605. Thompson's 18 TD passes this season rank No. 6, while his 22 career scoring tosses rank No. 6.
- He has at least one TD pass in 10 of the 13 games and multiple scoring throws in eight.
- Since Peterson's injury, Thompson has rushed 33 times for 97 yards and two touchdowns. Prior to the injury, he had 26 rushes for 14 yards.
- Had a string of 14 consecutive completions against Texas Tech.



PAUL THOMPSON



Rushing to the Top

Where Adrian Peterson ranks on Oklahoma's career lists ...

Rushing Yards	No. 4
1. Billy Sims (1975-79)	4,118
2. Joe Washington (1972-75)	4,071
3. Steve Owens (1967-69)	4,041
4. Adrian Peterson (2004-)	3,968

All-Purpose Yards	No. 5
1. Joe Washington (1972-75)	5,881
4. Steve Owens (1967-69)	4,362
5. Adrian Peterson (2004-)	4,319

Rushing Attempts	No. 3
1. Steve Owens (1967-69)	958
2. Quentin Griffin (1999-2002)	744
3. Adrian Peterson (2004-)	725

100-Yard Games	No. 1
1. Adrian Peterson (2004-)	23
Steve Owens (1967-69)	23

200-Yard Games	No. 2
1. Billy Sims (1975-79)	7
2. Adrian Peterson (2004-)	5
De'Mond Parker (1996-98)	5

Rushing Touchdowns	No. 5
1. Steve Owens (1967-69)	57
5. Adrian Peterson (2004-)	39

A.D.'s Longest Plays

- 84 vs. Oklahoma State, 2005 (TD)
- 80 vs. Oklahoma State, 2004 (TD)
- 71 vs. Oklahoma State, 2005 (TD)
- 69 vs. UAB, 2006 (TD)*
- 61 vs. Texas Tech, 2004
- 59 vs. Texas, 2006#
- 58 vs. Nebraska, 2005
- 53 vs. Iowa State, 2006

* Reception, # Kickoff Return

OFFENSE NOTES

2006 SEASON


COACHING STAFF

SOONERS

SEASON REVIEW

OKLAHOMA HISTORY

Malcolm Kelly doesn't yet have a nickname, but you might start calling him the "Eraser," as many of Mark Clayton's receiving records have been rewritten in Kelly's short time at OU.



Kelly's OU Records...

Most Receptions in a Game
11, vs. Texas Tech, 2006
(Tied with two others)

Most Yards in a Quarter
134, on three receptions vs. MT, 2006

Best Avg. Per Reception in a Game
(min. five receptions)
32.8 yards, 5-134 vs. MT, 2006

Fastest to 1,000 Yards Receiving
19 games, vs. Missouri, 2006

Most Yds. Receiving by a Sophomore
993

Most Receptions by a Sophomore
62

Most TD Receptions by a Sophomore
10

Most Rec. in First Two Seasons
95

Most Rec. Yds. in First Two Seasons
1,464

Most TD Rec. in First Two Seasons
12

Big 12 Championship Game Records...

Most Receptions in a Game - 10
Most Receptions in a Half - 6
Most Receiving Yards in a Game - 142
Most Receiving Yards in a Half - 102*
Most TD Receptions in a Game - 2*

*Tied with Texas' Limas Sweed vs. Colorado, 2005

Number Two...

Most Yards in a Half
164 vs. MT, 2006 (to M. Clayton, 166)

100-Yard Rec. Games in a Season
5 (Mark Clayton is No. 1 with 8)

100-Yard Rec. Games in a Career
6 (Mark Clayton is No. 1 with 15)

Super Sophs Catching On

• Malcolm Kelly became the fastest OU receiver to 1,000 yards when he did so at Missouri, the 19th game of his career. He has TD receptions in all but four games. Kelly tied the school record for receptions in a game with 11 against Texas Tech. He ranks No. 4 for a season in receiving yards with 851, No. 13 for a career with 1,322. His 52 receptions rank No. 8 in a season.

• Juaquin Iglesias has 33 catches with four or more grabs in four games.

• Manuel Johnson got his first career start in the game against Colorado. He established career highs with eight catches for 67 yards against Texas Tech. He also had a TD in that game.

Best Beginnings

Best two-year starts for Oklahoma receivers:

Player	Rec.	Yards	TD
1. Malcolm Kelly	95	1,464	12
2. Antwone Savage	79	1,024	4
3. Mark Clayton	71	935	8
4. Curtis Fagan	70	949	9
5. Juaquin Iglesias	54	684	4
6. Corey Warren	41	657	4
7. Damien Mackey	54	594	5
8. Will Peoples	39	571	1
9. Manuel Johnson	40	491	3
10. Jejuan Rankins	33	406	6

Sooners Keep Their Balance

Noted for its offensive balance under Bob Stoops, Oklahoma is at it again this season. The Sooners have 2,264 rushing yards and 2,184 passing yards, a difference of only 80 yards.

• The last five games illustrate Oklahoma's ability to run or pass: 224 rushing yards at Texas A&M, 309 passing yards against Texas Tech, 236 rushing yards at Baylor, 238 rushing yards at Oklahoma State, 265 passing yards against Nebraska.

• OU finished within one yard of balance last season -- 2,130 rushing, 2,131 passing.

Driven


By time, OU has had its longest scoring two drives of the season over the last four games. The Sooners had a 14-play march against Texas Tech that ate up 6:57. At Oklahoma State, OU held the ball 6:12 while moving 80 yards in 13 plays.

Trench Talk

OU lost four seniors (two were drafted) who gobbled up 41 starts last season in the offensive line. The current starters include three sophomores and one true freshman, none of whom redshirted.

Offensive Miscellany

- Five different Sooner receivers have a reception of 32 yards or longer.
- All five 200-yard rushing game by OU this season took place away from Norman.
- Oklahoma rushed for 100 yards in every game this season except the Big 12 Championship (42). That ended a string of 17 straight in which the Sooners had eclipsed the century mark on the ground.
- The current interceptions thrown total of eight is the lowest since 1993.



MALCOLM KELLY

DEFENSE NOTES

About the Defense

- Oklahoma has forced at least one turnover in 93 of Bob Stoops' 104 games and has at least one interception in 69 of the last 91. OU has multiple picks in 26 of its last 59 outings.
- Opponents completed 50 percent of their passes in less than half of the Stoops-coached games -- 49 times in 104 games.
- Oklahoma has nine shutouts under its current head coach. Opponents failed to score more than seven points 28 times and scored less than 14 points in 53 games against OU.

Rankings Rebound

It has been a quantum leap forward for the Oklahoma defense during this season to the form that has been common under Bob Stoops' leadership.

- After the Oregon game, Oklahoma ranked No. 97 in total defense. Now the Sooners rank No. 17.
- After the Oregon game, Oklahoma ranked No. 89 in passing defense. Now the Sooners rank No. 37.
- After the Oregon game, Oklahoma ranked No. 82 in pass efficiency defense. Now the Sooners rank No. 28.
- After the Oregon game, Oklahoma ranked No. 75 in scoring defense. Now the Sooners rank No. 17.
- After the Oregon game, Oklahoma ranked No. 94 in rushing defense. Now the Sooners rank No. 18.

Always One of the Best

Oklahoma's defense consistently ranks among nation's best in the key NCAA statistics of total defense and scoring defense. Here is a look at those Sooner rankings under Bob Stoops ...

- 2006: No. 17 in total defense (280.2), No. 17 in scoring defense (15.3).
- 2005: No. 13 in total defense (306.7), No. 37 in scoring defense (23.1).
- 2004: No. 13 in total defense (299.0), No. 11 in scoring defense (16.8).
- 2003: No. 3 in total defense (259.6), No. 5 in scoring defense (15.3).
- 2002: No. 10 in total defense (293.1), No. 6 in scoring defense (15.4).
- 2001: No. 4 in total defense (262.8), No. 4 in scoring defense (13.8).
- 2000: No. 8 in total defense (278.9), No. 7 in scoring defense (16.0).
- 1999: No. 39 in total defense (344.4), No. 16 in scoring defense (18.4).

Raising the Ruf

LB Rufus Alexander, Oklahoma's leading tackler for a second straight season, is climbing the career list for tackles by OU linebackers. With 279, Alexander is No. 15 on a list that includes four Butkus Award winners. OU has produced more Butkus winners than any other program. Alexander needs nine tackles to move ahead of Frank Blevins (1987-90) for the No. 14 position.

- Alexander is trying to become the first player to lead the Sooners in tackles in consecutive seasons since Rocky Calmus did it in three straight from 1999-2001. He is the team's leading tackler this season with a margin of 21 over the next closest player.

Hands-On Defense

Oklahoma defenders have touched the ball a total of 87 times in the form of 59 pass deflections (ranks No. 14 nationally), 17 interceptions and 12 fumble recoveries. Of those 87, 54 (62%) have occurred over the last six games. In those six games, OU has 38 PBU, 11 interceptions and five fumble recoveries.

Stoops Era Defensive TDs

2006

Reggie Smith	42-yard INT vs. Baylor
Zach Latimer	22-yd. INT vs. Middle Tennessee

2005

Chijioke Onyenegecha	63-yd. INT vs. Neb.
D.J. Wolfe	65-yd. INT vs. Kansas
Clint Ingram	48-yd. INT vs. Tulsa

2004

Lance Mitchell	28-yd. FR vs. Kansas
----------------	----------------------

2003

Eric Bassey	34-yd. INT vs. UCLA
Jonathan Jackson	21-yd. INT vs. Texas
Derrick Strait	17-yd. FR vs. Texas A&M

2002

Eric Bassey	45-yd. FR vs. Alabama
Antonio Perkins	50-yd. INT vs. UTEP
Michael Hawkins	45-yd. INT vs. UTEP
Derrick Strait	75-yd. INT vs. Baylor

2001

Rocky Calmus	14-yd. FR vs. North Carolina
Derrick Strait	47-yd. INT vs. North Carolina
Cory Heinecke	69-yd. FR vs. Air Force
Roy Williams	18-yd. FR vs. Kansas St.
Teddy Lehman	2-yd. INT vs. Texas


2000

Roy Williams	35-yd. INT vs. UTEP
Rocky Calmus	41-yd. INT vs. Texas
Derrick Strait	32-yd. INT vs. Nebraska
Torrance Marshall	41-yd. INT vs. TAMU
J.T. Thatcher	85-yd. INT vs. Texas Tech

1999

Mike Woods	43-yd. INT vs. Oklahoma St.
------------	-----------------------------

REGGIE SMITH



DEFENSE NOTES

2006 SEASON
COACHING STAFF
THE SOONERS
SEASON REVIEW
OKLAHOMA HISTORY

Then and Now

In the 10 games (MTSU, Texas, Iowa State, Colorado, Missouri, A&M, Tech, Baylor, OSU and Nebraska) since giving up 501 yards of total offense at Oregon, the Sooners have tightened up defensively ...

FIRST THREE GAMES

Points	23.7
Touchdowns	2.7
First downs	14.7
Plays	67.0
Rushing Yards	165.7
Passing Yards	230.1
Completion Percentage	58.4%
Total Yards	396.3
Takeaways	2.0
Third Down Conversions	39%

LAST 10 GAMES

Points	12.8
Touchdowns	1.6
First downs	13.4
Plays	59.2
Rushing Yards	77.5
Passing Yards	168.4
Completion Percentage	48.6%
Total Yards	245.4
Takeaways	2.3
Third Down Conversions	27.7%

Nowhere to Run

Oklahoma's best game against the rush under Stoops. Asterisks denote 2006 games ...

Baylor*#	-48	2006
Texas Tech	-7	2001
Texas	-7	2000
Colorado	-4	2004
Kansas State	1	2004
Washington State	4	2002
Kansas	11	2005
TexasTech	12	2002
Nebraska	16	2005
Iowa State	17	2002
Texas Tech	21	2000
Middle Tennessee*	22	2006
Kansas State	22	2005
Texas A&M	22	2003
Baylor	26	2004
Texas	27	2001
Texas Tech*	31	2006
Arkansas	37	2001
Colorado*	39	2006

Denotes best rushing defense performance this season in Division I-A.

Not Against OU

Oklahoma's opponents found it difficult to post their season offensive averages against the Sooners this season ...

Opponent	Total Yards	vs. OU	Points	vs. OU
UAB	310.1	304	18.8	17
Washington	321.8	384	21.8	20
Oregon*	436.4	501	31.3	34
Middle Tenn.*	282.7	95	23.5	0
Texas*	392.6	232	36.8	28
Iowa State	317.8	238	18.8	9
Colorado	291.4	113	16.3	3
Missouri*	414.3	360	29.4	10
Texas A&M*	401.4	267	29.3	16
Texas Tech*	439.5	281	31.5	24
Baylor	315.2	140	23.6	10
Okla. St.*	409.0	362	35.3	21
Nebraska*	428.8	366	31.9	7
Average	366.2	280.2	26.8	15.3

* Indicates bowl team

Sacks Number Climbs Late in Season

Oklahoma has 23 sacks this season, but it's worth noting that nine of those (nearly 40 percent) have come over the last three games.

Third Down Thunder

Oklahoma opponents are 54-of-178 (30.3%) on third down this season and only one, Missouri, managed 50% (10-of-19). Seven were at 20% or lower. To put that in perspective, Oklahoma's offense achieved 50% or higher five times against opposing defenses.

Rip and Run

Oklahoma has 17 interceptions with a return average of 11.2 yards and two touchdowns. Last year, Oklahoma returned its 13 interceptions for 220 yards, an average of 16.9 yards, and three TD. The return average was third highest in the Stoops era. The 2003 team set the standard with a 21.5-yard average on 24 picks.

• It's interesting to note how OU's linebackers have gotten involved in pilfering passes. The Sooner linebackers picked off six last season and have another four in 2006.

Defensive Miscellany

- Seventeen players have drawn starting assignments on defense this season.
- Nine players have combined for the 17 interceptions. Twelve players have combined for the 23 sacks.
- Opponents have completed 50.7% of their passes, the lowest figure against Oklahoma since 2002 when the foes connected on just 47.7%. OU ranks No. 5 nationally this season in opponent completion percentage.
- OU has given up just nine TD passes, the lowest since 2002 and down by 11 from last season.
- Seven Oklahoma opponents failed to gain 100 yards on the ground as a team. Of the six that did, only three had an individual exceed 100 yards.

SPECIAL TEAMS NOTES

About the Special Teams

Oklahoma's special teams under Bob Stoops ...

- There have been 24 special teams TDs, including 17 in the last 54 regular season games. Those 17 came via five different kinds of plays -- 10 punt returns, two faked FG, two blocked punts, two kickoff returns and a faked punt. The special teams also own one safety in that span.
- In total, OU has returned six kickoffs and 14 punts for TD on Stoops' watch (since 1999).
- The Sooners have blocked 20 kicks, including two punts this season by Jason Carter. His block at Missouri this season resulted in a safety.
- Last season OU ran a trick play, blocked a kick or tackled a punter in five of the 12 games.

Many Happy Returns

Information on returns during the Stoops era ...

- Kickoff Returns -- 47 returns of 25 yards or more with six touchdowns.
- Punt Returns -- 43 returns of 15 or more yards with 14 touchdowns.
- Interceptions Returns -- 58 returns of 10 or more yards with 16 touchdowns.
- Fumble Returns -- Three returns of 15 or more yards with three touchdowns.

The 2006 Return Game

OU is averaging 24.5 yards on kickoff returns (No. 9 nationally) and 8.5 on punt returns. Last season, the Sooners averaged 18.2 yards on kickoff returns, 7.4 on punt returns.

- Reggie Smith has 30 punt returns for an 8.4-yard average. In the Washington game, he picked up an 82-yard punt and returned it 62 yards. He has two of 25 yards or longer. At Oregon, he had a 55-yard kickoff return. He had a 61-yard return for a TD vs. Middle Tennessee.
- Juaquin Iglesias has been an effective kickoff returner with 10 for a 29.9-yard average. Five of his returns exceeded 30 yards, including an 88-yarder for a TD off a free kick at Baylor. Currently, his kick return average of 29.9 (10-299-1) ranks as the second best single season all-time at OU and Reggie Smith's 24.0 average (11-264-0) is eighth best. This is the first season in OU history where two kick returners (who have a minimum of 10 returns each) have averaged 20 yards per return. Smith's career return average, 22.1, ranks sixth all-time (min. 20 returns).

Got-R-Covered

Opposing teams have struggled to return kicks against the Sooners. The kickoff return average for the opposition is just 17.0 yards, while the punt return average is a scant 3.9.

- Ten times this season an opponent has started a drive inside its own 20 after a kickoff return.
- Prior to Stoops' arrival, OU foes had averaged at least 22 yards per kickoff return in five straight seasons. Since he arrived, the best opponent average came in 2001 at 18.9.
- If they can maintain their current punt coverage figure, the Sooners will have held their opponents under 5.0 yards for a third straight season.

Sooners Have Hart-ley

K Garrett Hartley was one of three finalists for the Lou Groza Award ...

- Hartley is 17-of-18 on field goals and 42-of-43 on PATs this season. His lone field goal miss was blocked. He has kicked off 66 times with 28 touchbacks.
- His field goals made percentage of .944 is No. 2 in the nation among kickers with more than 15 makes.
- The junior ranks No. 11 nationally with 1.55 field goals made per game and No. 14 in scoring with 8.18 points per game.
- He made a career-high four field goals at Oregon.
- Hartley has three career makes of 50 yards or longer. His long for this season is 46, which he has done twice.

Specialties

A look at special teams TDs and other notable special teams plays during the Stoops Era ...

2006

- Juaquin Iglesias 88-yard KOR vs. Baylor (TD)
- Jason Carter blocked punt vs. Missouri (safety)
- Reggie Smith 61-yard PR vs. Middle Tenn. (TD)
- Jason Carter blocked punt vs. Washington

2005

- Faked FG vs. Nebraska with H Cody Freeby pitching to K Garrett Hartley for a six-yard rush (first down)
- Faked FG vs. Kansas with H Cody Freeby passing to Russell Dennison for four yards (first down)
- Faked punt vs. Texas with J.D. Runnels running six yards (first down)

2004

- Mark Clayton 50-yard PR vs. Oklahoma St. (TD)
- Antonio Perkins 51-yard PR vs. Houston (TD)

2003

- Trey DiCarlo recovered his own onside kick in the second quarter at Colorado
- Antonio Perkins 69-yard PR vs. Missouri (TD)
- Mark Bradley 100-yard KOR vs. Iowa State (TD)
- Antonio Perkins three PR for TD (74, 84, 65) vs. UCLA
- Faked PAT vs. Fresno St. with Matt McCoy rushing, (2 pt.)
- Blake Ferguson 22-yard pass to Michael Thompson vs. Alabama, 2003 (first down, eventual TD)

2002

- Antonio Perkins 51-yard PR vs. Wash. St. (TD)
- Will Peoples recovered blocked punt vs. Texas Tech (TD)
- Terrance Simms recovered blocked punt vs. Iowa St. (TD)
- Chris Chester 14-yard pass from holder Matt McCoy vs. Missouri on a faked field goal (TD)
- Antonio Perkins 82-yard PR vs. UTEP (TD)
- Antonio Perkins 91-yard PR vs. Tulsa (TD)

2001

- K Tim Duncan 10-yard run vs. Texas A&M on a faked FG (TD)
- Hunter Wall 33-yard pass from Antwone Savage vs. Kansas State on a faked punt (TD)
- Antwone Savage 88-yard KOR vs. North Carolina (TD)

2000

- J.T. Thatcher 60-yard PR vs. Baylor (TD)
- J.T. Thatcher 66-yard PR vs. Arkansas St. (TD)

1999

- Brandon Daniels 89-yd. KOR at Notre Dame (TD)
- K Tim Duncan 4-yard pass from Patrick Fletcher vs. Texas on a faked FG (TD)
- Seth Littrell 41-yard run on a faked punt vs. Texas A&M (first down, eventual field goal)
- Jarraill Jackson 70-yard PR vs. Missouri (TD)
- J.T. Thatcher 81-yard PR vs. Okla. St. (TD)

BOWL GAME NOTES

2006 SEASON

COACHING STAFF

THE SOONERS

SEASON REVIEW

OKLAHOMA HISTORY

Bowl Victories*

Alabama	30
Southern California	29
Oklahoma	24
Tennessee	24
Penn State	24
Georgia	22
Nebraska	22
Texas	22
Mississippi	20

Bowl Appearances

Alabama	53
Tennessee	46
Texas	46
Southern California	45
Nebraska	44
Georgia	41
Oklahoma	40
Penn State	39
Louisiana State	38
Michigan	38
Ohio State	38

OU Bowl Summary

Orange Bowl	12-6
Sugar Bowl	4-2
Sun Bowl	2-0
Cotton Bowl	1-0
Holiday Bowl	1-0
Rose Bowl	1-0
Fiesta Bowl	1-1
Gator Bowl	2-1
Astro-Bluebonnet Bowl	0-1-1
Citrus Bowl	0-1
Copper Bowl	0-1
Independence Bowl	0-1

OU Coaches in Bowls*

Coach	Yrs. at I-A	Played	Coached
Bob Stoops	24	2	18
Brent Venables	13	-	13
Bobby Jack Wright	17	-	12
Cale Gundy	12	2	8
Kevin Wilson	15	4	7
Kevin Sumlin	16	1	7
Jackie Shipp	8	3	7
Chris Wilson	8	3	4
Josh Heupel	5	2	3
James Patton	12	-	3

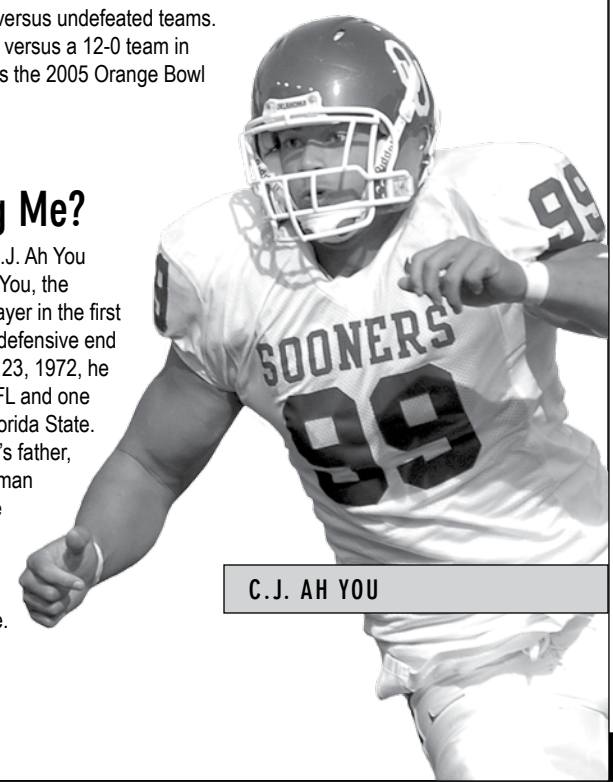
*Does not include 2006 statistics.

Oklahoma in Bowl Games

- Oklahoma is playing in its 40th bowl game. That ranks No. 7 nationally.
- With 24 bowl victories, OU ranks No. 3 nationally. The Sooners' bowl record is 24-14-1.
- Oklahoma is playing in its eighth consecutive bowl game. That ties the school record set from 1975-82.
- For several seniors on this team, the Fiesta Bowl was the last BCS notch for the belt. These seniors also played in the 2003 Rose (2002 season), the 2004 Sugar (2003 season) and the 2005 Orange (2004 season) Bowl games.
- This marks OU's third trip to the Fiesta Bowl, one of 12 different bowl games in which the Sooners have participated. This is the seventh different bowl game for OU in Stoops' eight seasons. His previous teams were in the Independence (1999), Orange (2000), Cotton (2001), Rose (2002), Sugar (2003), Orange (2004) and Holiday (2005) bowls.
- Oklahoma's previous Fiesta Bowl appearances came in the 1976 game, a 41-7 win over Wyoming, and in 1983 (1982 season) game, a 32-21 loss to Arizona State.
- Oklahoma is 7-0 against teams currently holding membership in the Western Athletic Conference. The Sooners are 1-0 vs. Fresno State, 2-0 vs. Hawai'i, 1-0 vs. New Mexico State and 3-0 vs. Utah State. Utah State is back on the Oklahoma schedule next season with a Sept. 15 date (third game) in Norman.
- This is Oklahoma's fourth game in the state of Arizona. The Sooners played in the two Fiesta Bowl mentioned in these notes and also a 1989 game against Arizona in Tucson. UA won that game, 6-3.
- Oklahoma has ties to the state of Arizona. Current UA coach Mike Stoops is the brother of OU head coach Bob Stoops. OU's quarterbacks coach Josh Heupel, a standout player for the Sooners in 1999 and 2000, was on the Arizona staff as tight ends coach in 2005 before returning to Oklahoma just prior to last year's Holiday Bowl.
- OU is 5-4 in bowl games versus undefeated teams. The only previous matchup versus a 12-0 team in any game in OU history was the 2005 Orange Bowl versus USC.

Ah You Kidding Me?

Oklahoma defensive end C.J. Ah You is the nephew of Junior Ah You, the defensive most valuable player in the first Fiesta Bowl. Junior was a defensive end for Arizona State. On Dec. 23, 1972, he had seven tackles, three TFL and one PBU in a 45-38 win over Florida State. Junior is the brother of C.J.'s father, Charles, a three-time letterman at BYU. Charles, a reserve running back, played in the 1974 Fiesta Bowl when the Cougars dropped a 16-6 decision to Oklahoma State.



C.J. AH YOU

2006 HONORS

BOB STOOPS, HEAD COACH

- Big 12 Coach of the Year, Big 12 Coaches
- Big 12 Coach of the Year, Associated Press
- Big 12 Coach of the Year, *Kansas City Star*
- Big 12 Coach of the Year, *Austin American-Statesman*
- Big 12 Coach of the Year, *Houston Chronicle*
- Big 12 Coach of the Year, *Waco Tribune-Herald*
- Eddie Robinson (FWAA) Coach of the Year Finalist
- Liberty Mutual Coach of the Year Finalist

BRENT VENABLES, DEFENSIVE COORDINATOR

- Frank Broyles Award Finalist

C.J. AH YOU, SENIOR DEFENSIVE END

- All-Big 12 First Team, Big 12 Coaches
- All-Big 12 Honorable Mention, Associated Press

RUFUS ALEXANDER, SENIOR LINEBACKER

- All-America First Team, AFCA
- All-America Second Team, Walter Camp
- All-America Third Team, Associated Press
- Big 12 Defensive Player of the Year, Big 12 Coaches
- Big 12 Defensive Player of the Year, Associated Press
- Big 12 Defensive Player of the Year, *Kansas City Star*
- Big 12 Defensive Player of the Year, *Austin American-Statesman*
- All-Big 12 First Team, Big 12 Coaches
- All-Big 12 First Team, Associated Press
- All-Big 12 First Team, *Kansas City Star*
- All-Big 12 First Team, *Austin American-Statesman*
- All-Big 12 First Team, *Houston Chronicle*
- All-Big 12 First Team, *Waco Tribune-Herald*

LARRY BIRDINE, SENIOR DEFENSIVE END

- All-Big 12 First Team, Big 12 Coaches
- Academic All-Big 12 First Team

JON COOPER, SOPHOMORE OFFENSIVE LINEMAN

- All-Big 12 Honorable Mention, Associated Press

STEVEN COLEMAN, JUNIOR DEFENSIVE LINEMAN

- All-Big 12 Honorable Mention, Big 12 Coaches

BRODY ELDRIDGE, SOPHOMORE TIGHT END/FULLBACK

- All-Big 12 Honorable Mention, Big 12 Coaches

JOE JON FINLEY, JUNIOR TIGHT END

- All-Big 12 Honorable Mention, Big 12 Coaches
- All-Big 12 Honorable Mention, Associated Press

JACOB GUTIERREZ, JUNIOR RUNNING BACK

- Academic All-Big 12 Second Team
- AFCA Good Works Team

NIC HARRIS, SOPHOMORE DEFENSIVE BACK

- All-Big 12 Second Team, Big 12 Coaches
- All-Big 12 Honorable Mention, Associated Press

GARRETT HARTLEY, JUNIOR KICKER

- Lou Groza Award Finalist
- All-Big 12 First Team, *Austin American-Statesman*
- All-Big 12 First Team, *Waco Tribune-Herald*
- All-Big 12 Second Team, Big 12 Coaches
- All-Big 12 Second Team, Associated Press
- All-Big 12 Second Team, *Kansas City Star*
- All-Big 12 Second Team, *Houston Chronicle*
- All-America Second Team, Rivals.com


LENDY HOLMES, SOPHOMORE DEFENSIVE BACK

- All-Big 12 First Team, *Kansas City Star*
- All-Big 12 Second Team, *Houston Chronicle*
- All-Big 12 Honorable Mention, Big 12 Coaches
- All-Big 12 Honorable Mention, Associated Press

MALCOLM KELLY, SOPHOMORE WIDE RECEIVER

- All-Big 12 First Team, *Austin American-Statesman*
- All-Big 12 First Team, *Waco Tribune-Herald*
- All-Big 12 Second Team, Big 12 Coaches
- All-Big 12 Second Team, Associated Press
- All-Big 12 Second Team, *Houston Chronicle*

RUFUS ALEXANDER



2006 HONORS

2006 SEASON

COACHING STAFF

THE SOONERS

SEASON REVIEW

OKLAHOMA HISTORY

ZACH LATIMER, SENIOR LINEBACKER

- All-Big 12 First Team, *Waco Tribune-Herald*
- All-Big 12 Second Team, Associated Press
- All-Big 12 Second Team, *Houston Chronicle*
- All-Big 12 Honorable Mention, Big 12 Coaches

CURTIS LOFTON, SOPHOMORE LINEBACKER

- Academic All-Big 12 Second Team

CHRIS MESSNER, SENIOR OFFENSIVE LINEMAN

- All-Big 12 First Team, Big 12 Coaches
- All-Big 12 First Team, Associated Press
- All-Big 12 First Team, *Kansas City Star*
- All-Big 12 First Team, *Austin American-Statesman*
- All-Big 12 First Team, *Houston Chronicle*
- All-Big 12 First Team, *Waco Tribune-Herald*
- All-America Third Team, Rivals.com

ALLEN PATRICK, JUNIOR RUNNING BACK

- All-Big 12 Honorable Mention, Big 12 Coaches
- All-Big 12 Honorable Mention, Associated Press



CHRIS MESSNER

CARL PENDLETON, JUNIOR DEFENSIVE LINEMAN

- National Football Foundation Post-Graduate Scholarship
- Academic All-District VII, ESPN The Magazine/CoSIDA
- Academic All-Big 12 First Team
- Wuerffel Trophy Finalist
- Wooden Citizenship Cup Finalist

ADRIAN PETERSON, JUNIOR RUNNING BACK

- All-Big 12 First Team, Big 12 Coaches
- All-Big 12 Second Team, Associated Press
- All-Big 12 Second Team, *Austin American-Statesman*
- All-Big 12 Second Team, *Houston Chronicle*
- All-Big 12 Second Team, *Waco Tribune-Herald*
- Doak Walker Award and Maxwell Award Semifinalist

GEORGE ROBINSON, SOPHOMORE OFFENSIVE LINEMAN

- All-Big 12 Second Team, *Kansas City Star*
- All-Big 12 Second Team, *Austin American-Statesman*
- All-Big 12 Second Team, *Houston Chronicle*
- All-Big 12 Honorable Mention, Big 12 Coaches
- All-Big 12 Honorable Mention, Associated Press
- All-America Third Team, Rivals.com

REGGIE SMITH, SOPHOMORE DEFENSIVE BACK

- All-Big 12 First Team (DB), Associated Press
- All-Big 12 First Team (DB), *Austin American-Statesman*
- All-Big 12 First Team (DB), *Houston Chronicle*
- All-Big 12 Second Team (DB), Big 12 Coaches
- All-Big 12 Second Team (DB), *Kansas City Star*
- All-Big 12 Honorable Mention (PR/KR), Big 12 Coaches

PAUL THOMPSON, SENIOR QUARTERBACK

- Big 12 Offensive Player of the Year, *Waco Tribune-Herald*
- All-Big 12 Honorable Mention, Big 12 Coaches
- All-Big 12 Honorable Mention, Associated Press
- Don Key Award (OU award for dedication and leadership)

BRANDON WALKER, SOPHOMORE OFFENSIVE LINEMAN

- All-Big 12 Honorable Mention, Big 12 Coaches
- All-Big 12 Honorable Mention, Associated Press

MARCUS WALKER, JUNIOR DEFENSIVE BACK

- All-Big 12 First Team, *Waco Tribune-Herald*
- All-Big 12 Second Team, Big 12 Coaches
- All-Big 12 Second Team, *Austin American-Statesman*
- All-Big 12 Honorable Mention, Associated Press

DARIEN WILLIAMS, JUNIOR DEFENSIVE BACK

- All-Big 12 Second Team, *Waco Tribune-Herald*
- All-Big 12 Honorable Mention, Big 12 Coaches
- All-Big 12 Honorable Mention, Associated Press

TRENT WILLIAMS, FRESHMAN OFFENSIVE LINEMAN

- Freshman All-America Second Team, *The Sporting News*

DANE ZASLAW, JUNIOR FULLBACK

- Academic All-Big 12 First Team

RECORDS UPDATE

7 NATIONAL CHAMPIONSHIPS 40 CONFERENCE CHAMPIONSHIPS 24 BOWL CHAMPIONSHIPS 142 ALL-AMERICANS 63 NATIONAL AWARD WINNERS

RUSHING • CAREER

Yards	Player	Pos.	Year	Car.	Avg.	TD
4,118	Billy Sims	RB	1975-79	593	6.94	53
4,071	Joe Washington	RB	1972-75	675	6.03	39
4,041	Steve Owens	RB	1967-69	958	4.22	57
3,968	Adrian Peterson	RB	2004-	727	5.46	39

RUSHING ATTEMPTS • CAREER

Att.	Player	Years
958	Steve Owens	1967-69
744	Quentin Griffin	1999-02
727	Adrian Peterson	2004-

100-YARD-PLUS GAMES • CAREER

No.	Player	Years
23	Steve Owens	1967-69
22	Adrian Peterson	2004-

200-PLUS YARD GAMES • CAREER

No.	Player	Years
7	Billy Sims	1975-79
6	Adrian Peterson	2004-

PASSING YARDS • SEASON

Yards	Player	Cl.	Year	Att.	Comp. %	Int.	TD	Rating
3,850	Josh Heupel	Jr.	1999	553	349 63.1	16	33	135.50
3,846	Jason White	Sr.	2003	451	278 61.7	10	40	158.11
3,606	Josh Heupel	Sr.	2000	472	305 64.6	15	20	136.42
3,205	Jason White	Sr.	2004	390	255 65.4	9	35	159.42
2,538	Nate Hybl	Sr.	2002	363	209 57.6	8	24	133.72
2,434	Paul Thompson	Sr.	2006	304	185 60.9	8	20	144.56

COMPLETIONS • SEASON

Comp.	Player	Year	Cl.	Att.	%	Yards	Rating
349	Josh Heupel	1999	Jr.	553	63.1	3,850	135.50
305	Josh Heupel	2000	Sr.	472	64.2	3,606	136.42
278	Jason White	2003	Sr.	451	61.6	3,846	158.11
255	Jason White	2004	Sr.	390	65.4	3,205	159.42
246	Nate Hybl	2001	Jr.	412	59.7	2,409	113.73
209	Nate Hybl	2002	Sr.	363	57.6	2,538	133.72
185	Paul Thompson	2006	Sr.	304	60.9	2,434	144.56

COMPLETION PERCENTAGE • SEASON
Minimum 50 attempts

Pct.	Player	Year	Class	Att.	Comp.
.654	Jason White	2004	Sr.	390	255
.646	Josh Heupel	2000	Sr.	472	305
.646	Jason White	2001	So.	113	73
.631	Josh Heupel	1999	Jr.	553	349
.616	Jason White	2003	Sr.	451	278
.609	Paul Thompson	2006	Sr.	304	185

COMPLETION PERCENTAGE • CAREER
Minimum 100 attempts

Pct.	Player	Years	Att.	Comp.
.638	Josh Heupel	1999-00	1,025	654
.633	Jason White	1999-04	990	627
.602	Paul Thompson	2002-	377	227

TOUCHDOWN PASSES • SEASON

TD	Player	Year	Class
40	Jason White	2003	Sr.
35	Jason White	2004	Sr.
33	Josh Heupel	1999	Jr.
24	Nate Hybl	2002	Sr.
20	Paul Thompson	2006	Sr.

PASSING EFFICIENCY • SEASON
Minimum 100 attempts

Eff.	Player	Year	Cl.	Comp.-Att.	Yds.	TD	Int.
159.42	Jason White	2004	Sr.	255-390	3,205	35	9
159.41	Claude Arnold	1950	Sr.	59-119	1,069	13	1
158.11	Jason White	2003	Sr.	278-451	3,846	40	10
154.68	Dave Robertson	1972	Sr.	59-116	1,136	10	4
146.92	Cale Gundy	1993	Sr.	159-269	2,311	17	7
144.78	Paul Thompson	2006	Sr.	166-270	2,196	20	8

PASSING EFFICIENCY • CAREER
Minimum 150 attempts

Eff.	Player	Years	Comp.	Att.	Yds.	TD	Int.
152.70	Jason White	1999-04	627	990	7,922	81	24
139.15	Paul Thompson	2002-	227	377	2,862	24	11

RECEPTIONS • SEASON

Rec.	Player	Pos.	Class	Year	Yards	Avg.	TD
83	Mark Clayton	WR	Jr.	2003	1,425	17.17	15
66	Mark Clayton	WR	Sr.	2004	876	133	8
66	Trent Smith	TE	Jr.	2001	603	9.14	6
64	Quentin Griffin	RB	Jr.	2001	472	7.38	2
64	Eddie Hinton	WR	Sr.	1968	1,035	16.16	6
62	Malcolm Kelly	WR	So.	2006	993	16.0	10

RECEIVING YARDS • SEASON

Yards	Player	Pos.	Class	Year	Rec.	Avg.	TD
1,425	Mark Clayton	WR	Jr.	2003	83	17.17	15
1,034	Eddie Hinton	WR	Sr.	1968	64	16.16	6
993	Malcolm Kelly	WR	So.	2006	62	16.0	10

TOUCHDOWN RECEPTIONS • SEASON

TD	Player	Year	Class	Pos.
15	Mark Clayton	2003	Jr.	WR
11	Travis Wilson	2004	Jr.	WR
10	Malcolm Kelly	2006	So.	WR

TOUCHDOWN RECEPTIONS • CAREER

TD	Player	Years	Pos.
31	Mark Clayton	2001-04	WR
17	Travis Wilson	2002-05	WR
16	Trent Smith	1999-02	TE
15	Keith Jackson	1984-87	TE
14	Brandon Jones	2001-04	WR
13	Curtis Fagan	1999-02	WR
13	Antwone Savage	1999-02	WR
13	Corey Warren	1990-93	WR
12	Malcolm Kelly	2005-	WR

RECORDS UPDATE

2006 SEASON

COACHING STAFF

THE SOONERS

SEASON REVIEW

OKLAHOMA HISTORY

TOTAL OFFENSE • SEASON

Total	Name	Cl.	Year	Plays	Rush	Pass	TD
3,773	Josh Heupel	Sr.	2000	555	167	3,606	27
3,749	Josh Heupel	Jr.	1999	607	-101	3,850	38
3,696	Jason White	Sr.	2003	493	-150	3,846	41
3,149	Jason White	Sr.	2004	413	-56	3,205	35
2,549	Paul Thompson	Sr.	2006	368	115	2,434	27

ALL-PURPOSE YARDS • CAREER

Yds.	Name	Year	Plays	Rush	Rec.	PR	KR	Int.	YD/PTD	
5,881	Joe Washington	1972-75	820	4,071	253	829	728	-	7.17	43
5,275	Quentin Griffin	1999-02	913	3,938	1,337	-	-	-	5.78	51
4,431	Greg Pruitt	1970-72	499	3,122	491	139	679	-	8.88	41
4,362	Steve Owens	1967-69	987	4,041	168	-	153	-	4.42	57
4,319	Adrian Peterson	2004-	756	3,968	189	-	162	-	5.71	39

KICK RETURN AVERAGE • SEASON

Minimum 10 returns

Avg.	Player	Class	Year	Ret.	Yards	TD
31.75	Brandon Daniels	Sr.	1999	16	508	1
29.90	Juaquin Iglesias	So.	2006	10	299	1

KICK RETURN AVERAGE • CAREER

Minimum 20 returns

Avg.	Player	Years	Ret.	Yards	TD
25.67	Joe Wylie	1970-72	21	539	1
25.46	Antwone Savage	1999-02	39	993	1
23.85	Brandon Daniels	1996-99	33	787	1
22.93	Jack Mitchell	1946-48	29	665	0
22.49	Buster Rhymes	1980-84	55	1,237	1
22.10	Reggie Smith	2005-	29	641	0

POINTS SCORED • CAREER

Points	Player	Pos.	Year	TD	FG	PAT	2PT
342	Steve Owens	RB	1967-69	57	0	0	0
328	R.D. Lashar	K	1987-90	0	44	196	0
321	Tim Lashar	K	1983-86	0	48	177	0
318	Billy Sims	RB	1975-79	53	0	1	0
313	Tim Duncan	K	1999-01	2	48	157	0
306	Quentin Griffin	RB	1999-01	51	0	0	0
306	Trey DiCarlo	K	2002-04	0	43	177	0
262	Joe Washington	RB	1972-75	43	0	0	2
250	Greg Pruitt	RB	1970-72	41	0	0	2
248	Uwe von Schamann	K	1976-78	0	33	149	0
247	Scott Blanton	K	1991-94	0	41	124	0
243	Buddy Leake	QB/RB	1951-54	28	0	75	0
240	Adrian Peterson	RB	2004-	40	0	0	0
226	George Thomas	RB	1946-49	37	0	4	0
222	Kejuan Jones	RB	2002-05	37	0	0	0
222	Clendon Thomas	RB	1955-57	37	0	0	0
216	Michael Keeling	K	1979-82	0	22	150	0
216	Tommy McDonald	RB	1954-56	36	0	0	0
212	J.C. Watts	QB	1976-80	35	0	0	1
210	Billy Vessels	RB	1950-52	35	0	0	0
204	Steve Davis	QB	1973-75	34	0	0	0
200	Jack Mildren	QB	1969-71	32	0	0	4
192	Mark Clayton	WR	2001-04	32	0	0	0
192	Jamelle Holieway	QB	1985-88	32	0	0	0
190	Garrett Hartley	K	2004-	0	32	94	0

TOUCHDOWNS • CAREER

TD	Player	Pos.	Years
57	Steve Owens	RB	1967-69
53	Billy Sims	RB	1975-79
51	Quentin Griffin	RB	1999-02
43	Joe Washington	RB	1972-75
41	Greg Pruitt	RB	1970-72
40	Adrian Peterson	RB	2004-

FIELD GOALS • SEASON

FG	Player	Class	Year	Att.	Pct.
21	Tim Duncan	Sr.	2001	30	.700
19	Trey DiCarlo	So.	2003	22	.864
19	Tim Lashar	Jr.	1985	25	.760
17	Garrett Hartley	Jr.	2006	18	.944

FIELD GOALS • CAREER

FG	Player	Years	Att.	Pct.
48	Tim Duncan	1999-01	72	.667
48	Tim Lashar	1983-86	70	.686
44	R.D. Lashar	1987-90	63	.698
43	Trey DiCarlo	2002-04	60	.717
41	Scott Blanton	1991-94	63	.651
33	Uwe von Schamann	1976-78	51	.647
32	Garrett Hartley	2004-	41	.781

FG PERCENTAGE • SEASON

Minimum 10 attempts

Pct.	Player	Class	Year	Made	Att.
.944	Garrett Hartley	Jr.	2006	17	18
.889	Scott Blanton	So.	1992	16	18
.864	Trey DiCarlo	So.	2003	19	22

FG PERCENTAGE • CAREER

Minimum 20 attempts

Pct.	Player	Years	Made	Att.
.781	Garrett Hartley	2004-	32	41
.717	Trey DiCarlo	2002-04	43	60
.698	R.D. Lashar	1987-90	44	63

PAT PERCENTAGE • CAREER

Minimum 50 attempts

PATs	Player	Years	Att.	Made
.993	Uwe von Schamann	1976-78	150	149
.983	Tim Lashar	1983-86	180	177
.979	Garrett Hartley	2004-	96	94

OKLAHOMA ROSTERS

7 NATIONAL CHAMPIONSHIPS 40 CONFERENCE CHAMPIONSHIPS 24 BOWL CHAMPIONSHIPS 142 ALL-AMERICANS 63 NATIONAL AWARD WINNERS

Numerical Roster

No.	Name	Pos.
1	Johnson, Manuel	WR
2	Jackson, Brian	DB
3	Smith, Reggie	DB
4	Nelson, Jonathan	DB
4	Kelly, Malcolm	WR
5	Harris, Nic	DB
5	Nimmo, John	QB
6	Carter, Jason	DB
7	Baublits, Blake	K
7	Murray, DeMarco	RB
8	Reynolds, Ryan	LB
8	Caleb, Brandon	WR
9	Iglesias, Juaquin	WR
10	Hartley, Garrett	K
11	Holmes, Lendy	DB
12	Thompson, Paul	QB
13	Knall, Mike	P
13	Hayes, Michael	DB
14	Bradford, Sam	QB
14	Whitson, Carter	WR
15	Franks, Dominique	DB
15	Halzle, Joey	QB
16	Baker, Lewis	LB
16	McEachern, Hays	QB
17	Huggins, Eric	WR
17	Madu, Mossis	RB
18	Carter, Cortney	DB
18	Gresham, Jermaine	TE
19	Finley, Joe Jon	TE
20	Carter, Quinton	DB
20	Anderson, Rocky	RB
21	Gutierrez, Jacob	RB
22	Clayton, Keenan	DB
22	English, Russell	WR
23	Patrick, Allen	RB
24	Walker, Marcus	DB
25	Wolfe, D.J.	DB
26	Bowers, Brett	DB
27	Bothun, Garrett	WR
28	Peterson, Adrian	RB
29	Brown, Chris	RB
30	Robinson, Lamont	LB
31	Cohen, Michael	P
31	Custar, Lance	FB
32	Davis, Alan	FB
33	English, Auston	DE
34	Weyand, Ben	DE
34	Clapp, Matt	FB
35	Smith, Jake	LB
36	Dailey, John	DB
39	Cox, Collin	WR
40	Heath, Brad	FB
40	Lofton, Curtis	LB
41	Williams, Darien	DB
41	Gove, Derek	RB
42	Alexander, Rufus	LB
44	Beal, Jeremy	DE
45	Zaslaw, Dane	FB

Alphabetical Roster

No.	Name (Letters)	Pos.	HT	WT	Cl.	Hometown (Previous School)
99	Ah You, C.J.*	DE	6-4	275	Sr.	Highland, Utah (Snow College)
42	Alexander, Rufus**	LB	6-1	230	Sr.	Baton Rouge, La. (Christian Life Acad.)
84	Allgood, Ryan	TE	6-4	245	Fr.	Grove, Okla. (Grove HS)
20	Anderson, Rocky	RB	5-11	187	Fr.	Concordia, Kan. (Concordia HS)
60	Bailey, Curtis	OL	6-6	317	Fr.	Dallas, Texas (Carter HS)
16	Baker, Lewis***	LB	6-2	210	Jr.	Carrollton, Texas (Hebron HS)
7	Baublits, Blake	K	5-11	175	Fr.	McKinney, Texas (McKinney North HS)
44	Beal, Jeremy	DE	6-4	254	Fr.	Carrollton, Texas (Creekview HS)
75	Beeler, Chase	OL	6-3	276	Fr.	Jenks, Okla. (Jenks HS)
97	Bennett, Cory*	DT	6-2	278	So.	San Antonio, Texas (Roosevelt HS)
92	Birdine, Larry***	DE	6-3	258	Sr.	Lawton, Okla. (Eisenhower HS)
78	Blackard, Billy	DT	6-3	275	RFr.	Claremore, Okla. (Claremore HS)
27	Bothun, Garrett	WR	5-9	173	Jr.	Rowlett, Texas (Rowlett HS)
26	Bowers, Brett	DB	6-0	203	So.	Jacksonville, Fla. (Trinity Christian Academy)
14	Bradford, Sam	QB	6-5	197	Fr.	Oklahoma City, Okla. (Putnam City North HS)
70	Brandon, Cory	OL	6-7	271	Fr.	Corsicana, Texas (Corsicana HS)
76	Braxton, Brannndon*	OL	6-6	312	So.	Youngstown, Ohio (Ursuline HS)
29	Brown, Chris	RB	5-10	190	Fr.	Alexandria, La. (Alexandria HS)
8	Caleb, Brandon	WR	6-1	196	Fr.	Atlanta, Ga. (Fork Union Military Academy)
18	Carter, Cortney	DB	5-10	180	So.	Dallas, Texas (Duncanville HS)
6	Carter, Jason***	DB	5-11	190	Sr.	Tulsa, Okla. (Jenks HS)
20	Carter, Quinton	DB	6-1	190	Fr.	Las Vegas, Nev. (Cheyenne HS)
84	Chaney, Quentin*	WR	6-4	213	So.	Tulsa, Okla. (Washington HS)
34	Clapp, Matt	FB	6-2	244	So.	Phoenix, Ariz. (Paradise Valley HS)
22	Clayton, Keenan	DB	6-1	210	RFr.	Sulphur Springs, Texas (Sulphur Springs HS)
31	Cohen, Michael	P	6-0	205	Jr.	Houston, Texas (Kilgore College)
90	Coleman, Steven*	DT	6-4	299	Jr.	Dallas, Texas (Skyline HS)
50	Cooper, Jon*	OL	6-2	285	So.	Fort Collins, Colo. (Fort Collins HS)
39	Cox, Collin	WR	6-2	187	RFr.	Rowlett, Texas (Rowlett HS)
48	Crow, Brandon	LB	6-1	220	Fr.	Comanche, Okla. (Comanche HS)
87	Cummings, Aaron	TE	6-4	244	RFr.	Marlow, Okla. (Bray-Doyle HS)
31	Custar, Lance	FB	6-1	210	So.	Norman, Okla. (Norman HS)
36	Dailey, John	DB	5-11	205	Sr.	Lawton, Okla. (Lawton HS)
32	Davis, Alan	FB	6-2	253	So.	Colleyville, Texas (Heritage HS)
91	Dotson, Alonzo	DE	6-3	252	Jr.	Alief, Texas (Hastings HS)
83	Eldridge, Brody	TE	6-5	258	RFr.	La Cygne, Kan. (Prairie View HS)
33	English, Auston	DE	6-3	257	So.	Canadian, Texas (Canadian HS)
22	English, Russell	WR	5-8	170	So.	Dallas, Texas (Highland Park HS)
19	Finley, Joe Jon**	TE	6-6	260	Jr.	Arlington, Texas (Arlington HS)
15	Franks, Dominique	DB	5-11	183	Fr.	Tulsa, Okla. (Union HS)
41	Gove, Derek	RB	5-9	185	RFr.	Carrollton, Texas (Creekview HS)
96	Granger, DeMarcus	DT	6-3	300	RFr.	Dallas, Texas (Kimball HS)
18	Gresham, Jermaine	TE	6-6	250	Fr.	Ardmore, Okla. (Ardmore HS)
21	Gutierrez, Jacob**	RB	5-6	187	Jr.	San Antonio, Texas (Madison HS)
15	Halzle, Joey	QB	6-3	198	So.	Huntington Beach, Calif. (Golden West CC)
5	Harris, Nic*	DB	6-3	226	So.	Alexandria, La. (Alexandria HS)
10	Hartley, Garrett**	K	5-9	198	Jr.	Southlake, Texas (Southlake Carroll HS)
13	Hayes, Michael	DB	5-10	190	Fr.	Altus, Okla. (Altus HS)
40	Heath, Brad	FB	6-0	222	Jr.	Bedford, Texas (L.D. Bell HS)
57	Hesse, Brock	LB	5-10	204	RFr.	Mesquite, Texas (Poteet HS)
11	Holmes, Lendy*	DB	6-1	196	So.	Dallas, Texas (South Oak Cliff HS)
64	Howard, Zach	OL	6-0	250	Fr.	Shawnee, Okla. (Shawnee HS)
17	Huggins, Eric	WR	6-3	195	RFr.	Conway, S.C. (Conway HS)
63	Hughey, Noah	OL	6-3	270	RFr.	El Reno, Okla. (Redlands CC)
9	Iglesias, Juaquin*	WR	6-1	201	So.	Killeen, Texas (Killeen HS)
2	Jackson, Brian	DB	6-1	190	RFr.	De Soto, Texas (De Soto HS)
62	Jimoh, Tola	DE	6-0	228	RFr.	Tulsa, Okla. (Union HS)
55	Johnson, Kyle	DS	6-3	230	So.	Konawa, Okla. (Konawa HS)

OKLAHOMA ROSTERS

2006 SEASON
COACHING STAFF
THE SOONERS
SEASON REVIEW
OKLAHOMA HISTORY

Alphabetical Roster

No.	Name (Letters)	Pos.	HT	WT	Cl.
1	Johnson, Manuel*	WR	5-11	177	So.
85	Johnson, Tim	DE	6-5	265	Jr.
4	Kelly, Malcolm*	WR	6-4	217	So.
13	Knall, Mike	P	5-9	178	So.
46	Latimer, Zach***	LB	6-1	234	Sr.
40	Lofton, Curtis*	LB	6-0	235	So.
94	Macon, Pryce	DE	6-1	260	Fr.
17	Madu, Mossis	RB	5-11	190	Fr.
93	McCoy, Gerald	DT	6-4	289	Fr.
16	McEachern, Hays	QB	5-11	180	So.
88	Mensik, Eric	TE	6-5	246	Fr.
79	Messner, Chris***	OL	6-6	280	Sr.
89	Moore, Cordero	DT	6-2	297	RFr.
77	Moore, Sherrone	OL	6-3	297	Jr.
7	Murray, DeMarco	RB	6-0	191	Fr.
4	Nelson, Jonathan	DB	5-11	176	Fr.
5	Nimmo, John	QB	6-1	190	Fr.
23	Patrick, Allen*	RB	6-0	191	Jr.
68	Pendleton, Carl**	DT	6-5	269	Jr.
53	Petersen, Kyle	LB	6-2	223	So.
28	Peterson, Adrian**	RB	6-2	218	Jr.
51	Pleasant, Demarrio**	LB	6-2	231	Jr.
49	Pleasant, Ian	FB	5-10	215	Jr.
8	Reynolds, Ryan	LB	6-1	237	So.
72	Robinson, George*	OL	6-5	330	So.
30	Robinson, Lamont	LB	6-0	227	RFr.
52	Shaw, Derek	DS	6-1	210	Fr.
74	Simmons, Brian	OL	6-4	293	RFr.
35	Smith, Jake	LB	6-0	215	RFr.
85	Smith, Kolby	TE	6-3	227	So.
3	Smith, Reggie*	DB	6-1	197	So.
81	Strong, Fred	WR	6-1	197	So.
54	Taggart, Tommy	DT	6-3	285	So.
86	Taylor, Adrian	DT	6-4	293	Fr.
80	Tennell, Adron	WR	6-4	184	Fr.
58	Thibodeaux, Calvin***	DE	6-1	248	Sr.
12	Thompson, Paul***	QB	6-4	214	Sr.
73	Walker, Brandon	OL	6-3	306	So.
24	Walker, Marcus**	DB	5-11	192	Jr.
34	Weyand, Ben	DE	6-3	242	RFr.
14	Whitson, Carter	WR	5-11	190	RFr.
41	Williams, Darien**	DB	6-0	197	Jr.
98	Williams, John*	DE	6-5	249	Jr.
71	Williams, Trent	OL	6-5	321	Fr.
25	Wolfe, D.J.**	DB	6-0	196	Jr.
45	Zaslaw, Dane*	FB	6-1	237	Jr.

Hometown (Previous School)
Gilmer, Texas (Gilmer HS)
Homewood, Ill. (Northeastern Okla. JC)
Longview, Texas (Longview HS)
Scottsdale, Ariz. (Chaparral HS)
Denver, Colo. (Gateway HS)
Kingfisher, Okla. (Kingfisher HS)
Corpus Christi, Texas (Carroll HS)
Norman, Okla. (Norman HS)
Oklahoma City, Okla. (Southeast HS)
Austin, Texas (Austin HS)
Rosenberg, Texas (Terry HS)
Frederick, Okla. (Frederick HS)
Mesquite, Texas (Horn HS)
Derby, Kan. (Butler County CC)
Las Vegas, Nev. (Bishop Gorman Acad.)
Mansfield, Texas (Summitt HS)
Ponca City, Okla. (Ponca City HS)
Conway, S.C. (Independence CC)
Sapulpa, Okla. (Sapulpa HS)
Plano, Texas (Plano West HS)
Palestine, Texas (Palestine HS)
Lewisville, Texas (Lewisville HS)
Alexandria, Va. (West Hills CC)
Las Vegas, Nev. (Bishop Gorman Acad.)
Atlanta, Ga. (Washington HS)
Salem, N.J. (Salem HS)
Sand Springs, Okla. (Charles Page HS)
Raleigh, N.C. (Hargrave Acad.)
Tulsa, Okla. (Union HS)
Pender, Neb. (Pender HS)
Edmond, Okla. (Sante Fe HS)
Austin, Texas (Stephen F. Austin HS)
Eules, Texas (Trinity HS)
Mansfield, Texas (Mansfield HS)
Irving, Texas (Irving HS)
Houston, Texas (Westbury HS)
Leander, Texas (Leander HS)
Detroit, Mich. (Coffeyville CC)
Waco, Texas (Waco HS)
Frisco, Texas (Frisco HS)
Broken Arrow, Okla., (Broken Arrow HS)
Mesquite, Texas (North Mesquite HS)
Houston, Texas (Lamar HS)
Longview, Texas (Longview HS)
Lawton, Okla. (Eisenhower HS)
Edmond, Okla. (Memorial HS)

Numerical Roster

No.	Name	Pos.
46	Latimer, Zach	LB
48	Crow, Brandon	LB
49	Pleasant, Ian	FB
50	Cooper, Jon	OL
51	Pleasant, Demarrio	LB
52	Shaw, Derek	DS
53	Petersen, Kyle	LB
54	Taggart, Tommy	DT
55	Johnson, Kyle	DS
57	Hesse, Brock	LB
58	Thibodeaux, Calvin	DE
60	Bailey, Curtis	OL
62	Jimoh, Tola	DE
63	Hughey, Noah	OL
64	Howard, Zac	OL
68	Pendleton, Carl	DT
70	Brandon, Cory	OL
71	Williams, Trent	OL
72	Robinson, George	OL
73	Walker, Brandon	OL
74	Simmons, Brian	OL
75	Beeler, Chase	OL
76	Braxton, Brannndon	OL
77	Moore, Sherrone	OL
78	Blackard, Billy	DT
79	Messner, Chris	OL
80	Tennell, Adron	WR
81	Strong, Fred	WR
83	Eldridge, Brody	TE
84	Allgood, Ryan	TE
84	Chaney, Quentin	WR
85	Smith, Kolby	TE
85	Johnson, Tim	DE
86	Taylor, Adrian	DT
87	Cummings, Aaron	TE
88	Mensik, Eric	TE
89	Moore, Cordero	DT
90	Coleman, Steven	DT
91	Dotson, Alonzo	DE
92	Birdine, Larry	DE
93	McCoy, Gerald	DT
94	Macon, Pryce	DE
96	Granger, DeMarcus	DT
97	Bennett, Cory	DT
98	Williams, John	DE
99	Ah You, C.J.	DE

Pronunciation Guide

C.J. Ah You I-U
 Jacob Gutierrez GOO-tee-air-ex
 Joey Hazle HALLZ-lee
 Juakin Iglesias WAH-keen EE-glay-see-us
 Mossis Madu Moses MUH-doo

Hays McEachern mack-EECH-urn
 Sherrone Moore SHUH-rone
 Demarrio Pleasant DUH-mar-ee-oh
 Adron Tennell A-dron TUH-nell
 Calvin Thibodeaux TIB-uh-doh

DEPTH CHART

7 NATIONAL CHAMPIONSHIPS 40 CONFERENCE CHAMPIONSHIPS 24 BOWL CHAMPIONSHIPS 142 ALL-AMERICANS 63 NATIONAL AWARD WINNERS

Offense

POS. NO.	NAME	HT	WT	CL	SGP	CGP	HOMETOWN
LT 79	Chris Messner	6-6	280	Sr.	13	42	Frederick, Okla.
	60 Curtis Bailey	6-6	317	Fr.	-	-	Dallas, Texas
LG 72	George Robinson	6-5	330	So.	13	23	Atlanta, Ga.
	77 Sherrone Moore	6-3	297	Jr.	5	5	Derby, Kan.
C 50	Jon Cooper	6-2	285	So.	12	20	Fort Collins, Colo.
	75 Chase Beeler	6-3	276	Fr.	5	5	Jenks, Okla.
RG 73	Brandon Walker	6-3	306	So.	13	13	Detroit, Mich.
	74 Brian Simmons	6-4	293	RFr.	6	6	Raleigh, N.C.
RT 71	Trent Williams	6-5	321	Fr.	10	10	Longview, Texas
	63 Noah Hughey	6-3	268	Fr.	-	-	El Reno, Okla.
TE 19	Joe Jon Finley	6-6	260	Jr.	13	35	Arlington, Texas
	18 Jermaine Gresham	6-7	250	Fr.	13	13	Ardmore, Okla.
	83 Brody Eldridge	6-5	248	RFr.	13	13	La Cygne, Kan.
WR 4	Malcolm Kelly	6-4	217	So.	13	24	Longview, Texas
	80 Adron Tennell	6-4	184	Fr.	11	11	Irving, Texas
WR 9	Juaquin Iglesias	6-1	201	So.	13	25	Killeen, Texas
	1 Manuel Johnson	5-11	177	So.	10	20	Gilmer, Texas
QB 12	Paul Thompson	6-4	214	Sr.	13	36	Leander, Texas
	15 Joey Halzle	6-3	198	So.	3	3	Huntington Beach, Calif.
FB 83	Brody Eldridge	6-5	248	RFr.	13	13	La Cygne, Kan.
	45 Dane Zaslav	6-1	237	Jr.	8	8	Edmond, Okla.
RB 28	Adrian Peterson	6-2	218	Jr.	29	5	Palestine, Texas
	23 Allen Patrick	6-1	195	Jr.	22	11	Conway, S.C.

Defense

DE 92	Larry Birdine	6-3	258	Sr.	13	41	Lawton, Okla.
	99 C.J. Ah You	6-4	275	Sr.	13	25	Highland, Utah
DT 90	Steven Coleman	6-4	299	Jr.	13	36	Dallas, Texas
	68 Carl Pendleton	6-5	269	Jr.	13	38	Sapulpa, Okla.
DT 97	Cory Bennett	6-3	278	So.	13	24	San Antonio, Texas
	96 DeMarcus Granger	6-3	300	RFr.	13	13	Dallas, Texas
DE 58	Calvin Thibodeaux	6-1	248	Sr.	13	44	Houston, Texas
	91 Alonzo Dotson	6-3	252	Jr.	11	14	Houston, Texas
SLB 40	Curtis Lofton	6-0	235	So.	13	23	Kingfisher, Okla.
	51 Demarrio Pleasant	6-2	231	Jr.	12	31	Lewisville, Texas
MLB 46	Zach Latimer	6-1	234	Sr.	13	40	Denver, Colo.
	40 Curtis Lofton	6-0	235	So.	13	24	Kingfisher, Okla.
WLB 42	Rufus Alexander	6-1	230	Sr.	13	38	Baton Rouge, La.
	16 Lewis Baker	6-2	210	Jr.	13	36	Carrollton, Texas
CB 24	Marcus Walker	5-10	197	Jr.	13	34	Waco, Texas
	11 Lendy Holmes	6-1	196	So.	13	23	Dallas, Texas
SS 3	Reggie Smith	6-1	197	So.	13	25	Edmond, Okla.
	6 Jason Carter	5-10	199	Sr.	13	52	Tulsa, Okla.
FS 41	Darien Williams	6-0	197	Jr.	12	30	Mesquite, Texas
	20 Quinton Carter	6-1	190	Fr.	6	6	Las Vegas, Nev.
CB 11	Lendy Holmes	6-1	196	So.	13	23	Dallas, Texas
	25 D.J. Wolfe	6-0	196	Jr.	12	37	Lawton, Okla.
NB 5	Nic Harris	6-3	226	So.	12	22	Alexandria, La.
	16 Lewis Baker	6-2	210	Jr.	13	36	Carrollton, Texas

Specialists

K 10	Garrett Hartley	5-9	198	Jr.	13	38	Southlake, Texas
	7 Blake Baublits	5-11	175	Fr.	1	1	McKinney, Texas
P 31	Michael Cohen	6-0	205	Jr.	12	12	Houston, Texas
	13 Mike Knall	5-9	178	So.	8	8	Scottsdale, Ariz.
KR 9	Juaquin Iglesias	6-1	201	So.	13	25	Killeen, Texas
	1 Manuel Johnson	5-11	177	So.	10	20	Gilmer, Texas
KR 3	Reggie Smith	6-1	197	So.	13	25	Edmond, Okla.
	23 Allen Patrick	6-0	191	Jr.	11	21	Conway, S.C.
PR 3	Reggie Smith	6-1	197	So.	13	25	Edmond, Okla.
	9 Juaquin Iglesias	6-1	201	So.	13	25	Killeen, Texas
H 16	Hays McEachern	5-11	180	So.	13	14	Austin, Texas
	13 Mike Knall	5-9	178	So.	9	9	Scottsdale, Ariz.
LS 52	Derek Shaw	6-1	210	Fr.	13	13	Sand Springs, Okla.
	55 Kyle Johnson	6-3	230	So.	-	-	Konawa, Okla.

SGP - season games played, CGP - career games played

Start Chart

OFFENSE	2006	Streak	Career
Player			
Messner (LT)	13	23	23
Peterson (RB)	6	-	22
Kelly (WR)	13	22	22
Thompson (QB, WR)	13	13	17
Finley (TE)	13	13	15
Iglesias (WR)	10	-	14
Cooper (C)	12	9	14
Robinson (LG)	13	13	13
B. Walker (RG)	13	13	13
Braxton (RT)	7	-	11
Eldridge (TE)	7	1	7
Williams (RT)	6	6	6
Patrick (RB)	5	2	5
M. Johnson	4	-	4
Gutierrez (RB)	1	-	3
Gresham (TE)	2	1	2
Strong (WR)	2	-	2
Pleasant (FB)	1	-	1
Beeler (C)	1	-	1
Brown (RB)	1	-	1

DEFENSE

DEFENSE	2006	Streak	Career
Player			
Alexander (LB)	13	26	35
Latimer (LB)	13	25	25
Smith (SS/CB)	12	6	22
Pendleton (DT)	2	-	20
Ah You (DE)	8	-	20
Thibodeaux (DE)	6	6	18
D. Williams (FS)	11	-	16
Wolfe (DB)	3	-	14
Birdine (DE)	12	5	13
Bennett (DT)	12	12	13
M. Walker (DB)	10	10	12
Coleman (DT)	11	11	11
Harris (S)	8	4	11
Holmes (CB)	10	8	10
Baker (SS)	-	-	7
Pleasant (LB)	4	-	5
Lofton (LB)	4	2	4
Clayton (SS)	2	-	2
Carter (S)	1	-	1

SPECIALISTS

SPECIALISTS	2006	Streak	Career
Player			
Hartley (K)	13	26	26
Shaw (LS)	13	13	13
Cohen (P)	10	3	10
Knall (P)	3	-	3