



# SMU

MEN'S SOCCER

# RECORD BOOK

# 2025

# QUICK FACTS

## GENERAL INFORMATION

Location	Dallas, Texas
Founded	1911
President	Jay Hartzell
Director of Athletics	Damon Evans
University Athletic Representative	C. Paul Rogers
Enrollment	12,116
Conference	American Athletic Conference
School Nickname	Mustangs
Mascot	Peruna (a Shetland Pony)
Colors	Red and Blue

## MUSTANG COACHING STAFF

Head Coach	Kevin Hudson (SMU, '04)
School Record	115-44-23 (.695) (11th season)
Career Record	Same
Assistant Coaches	Michael King
	Jaime Ibarra Perez (Assistant Coach / Goalkeepers)
	Ross Fitzpatrick
	Alejandro Radilla (Director of Sports Performance)
Soccer Office Phone	(214) 768-2158
Athletic Trainer	Becky Riegler

## SMU MEDIA INFORMATION

Men's Soccer Contact	Adit Wratsangka
Cell Phone	(951) 4-7-5914
E-mail	awratsangka@smu.edu
Athletic Public Relations Phone	(214) 768-2883
Athletic Public Relations Address:	Loyd All-Sports Center 5800 Ownby Drive, Suite 305 Dallas, Texas 75275
SMU website	www.smumustangs.com
Facebook	/SMUSoccerM
Twitter	@SMUSoccerM, #PonyUp
Instagram	@smu_msoc

## MUSTANG SOCCER FACTS

SMU All-Time Record (1975-2023)	658-216-86 (.798)
Home Field	Washburne Stadium (75 x 115)
Surface	Natural grass
Capacity:	4,000

## THIS IS SMU MEN'S SOCCER

- 36 NCAA Tournament Appearances
- 26 NCAA Third Round Appearances
- 14 Elite 8 Appearances
- 2 College Cup Appearances
  
- 21 Regular Season Conference Championships
- 10 Conference Tournament Championships
  
- 51 All-America Selections
- 2 NSCAA Players of the Year
- 1 Hermann Trophy Award Winner
- 1 Missouri Athletic Club Player of the Year
- 96 All-Region Honors
- 138 All-Conference Selections
- 43 Conference Player of the Year Honors
- 7 Conference Freshmen of the Year
  
- 16 Academic All-America Selections
- 31 All-District Academic Honors

## WASHBURNE STADIUM




One of the elite soccer venues in the country, Washburne Stadium is the home pitch for both the SMU men's and women's soccer teams. Both teams began competing at the pitch formerly known as Westcott Field in 1994.

The grass facility was used as a training site for the Dallas venue of World Cup USA '94. Teams from Germany, Bulgaria, Sweden and Holland practiced there before their games at the Cotton Bowl.

Within more recent years, Westcott Field has climbed the charts as one of the nation's most exciting soccer stadiums. In 2001, Westcott Field ranked among the highest attended facilities during the SMU men's team No. 1 reign for 14 weeks, as well as the women's team's march to the Western Athletic Conference Title.

In 2004, the Mustangs added a press box to the stadium featuring attractive lettering and the Mustangs' past champions. Before the 2006 season, SMU installed a new field and a state-of-the-art drainage system. In 2022, the stadium was redone and renamed as Washburne Stadium. The remodel features a new press box, locker rooms, stadium seating, and a patio area.



**KEVIN HUDSON**  
Head Coach



**MICHAEL KING**  
Assistant Coach /  
Recruiting Coordinator



**ROSS FITZPATRICK**  
Assistant Coach



**JAIME IBARRA-PEREZ**  
Assistant Coach, GKs



**ALEJANDRO RADILLA**  
Director of Sports  
Science and Analytics

# COACHING RECORDS/CHAMPIONSHIPS

## YEAR-BY-YEAR COACHING RECORDS

### JIMMY BENEDEK: (119-31-15, .767)

Year	W-L-T	Goals	Opp
1975	14-4-3	67	25
1976	12-4-2	49	19
1977	10-5-0	54	17
1978	14-1-1	55	10
1979	15-2-1	52	12
1980	14-2-2	72	8
1981	16-4-1	56	19
1982	14-2-2	59	11
1983	10-7-3	51	29

### SCHELLAS HYNDMAN: (368-98-38, .768)

1984	10-4-3	37	24
1985	17-5-0	44	15
1986	15-2-2	46	18
1987	13-4-1	45	19
1988	12-3-6	35	14
1989	15-5-0	57	18
1990	18-4-1	56	14
1991	16-4-1	49	20
1992	15-3-3	66	26
1993	11-8-0	50	28
1994	15-4-1	51	19
1995	16-4-1	57	19
1996	14-5-1	49	21
1997	19-2-1	58	19
1998	15-5-1	37	21
1999	16-4-0	51	12
2000	20-5-0	81	25
2001	21-1-0	61	12
2002	16-3-3	55	16
2003	13-6-3	41	24
2004	16-4-1	50	19
2005	14-6-3	47	36
2006	17-2-4	57	14
2007	14-5-2	40	22

### TIM MCCLEMENTS: (68-46-16, .585)

2008	10-6-2	30	19
2009	6-8-2	28	26
2010	16-2-2	44	22
2011	13-7-1	34	27
2012	10-5-5	25	24
2013	3-12-2	13	30
2014	10-6-2	35	18

### KEVIN HUDSON: (115-44-23, .695)

2015	15-3-4	40	23
2016	6-9-1	20	21
2017	17-3-1	41	13
2018	10-5-3	29	17
2019	18-2-1	63	17
2020	5-5-1	24	13
2021	8-5-3	32	18
2022	10-6-1	40	24
2023	14-3-2	34	20
2024	12-3-6	38	28

TOTALS: 670-219-92, .730%

## REGULAR SEASON CHAMPIONSHIPS

1977	Texas Collegiate League
1978	SW Conference Soccer League
1979	SW Conference Soccer League
1980	SW Conference Soccer League
1981	SW Conference Soccer League
1982	SW Conference Soccer League
1997	Western Athletic Conference
1998	Western Athletic Conference
1999	Western Athletic Conference
2000	Missouri Valley Conference
2001	Missouri Valley Conference
2002	Missouri Valley Conference
2004	Missouri Valley Conference
2005	Conference USA
2006	Conference USA
2010	Conference USA
2012	Conference USA
2015	American Athletic Conference
2017	American Athletic Conference
2018	American Athletic Conference
2023	American Athletic Conference

## CONFERENCE TOURNAMENT CHAMPIONSHIPS

1997	Western Athletic Conference
1999	Western Athletic Conference
2001	Missouri Valley Conference
2003	Missouri Valley Conference
2004	Missouri Valley Conference
2006	Conference USA
2011	Conference USA
2017	American Athletic Conference
2018	American Athletic Conference
2019	American Athletic Conference




2023 CONFERENCE REGULAR SEASON CHAMPIONS



SCHELLAS HYNDMAN

# TEAM/INDIVIDUAL RECORDS



KAMAL KHALILIAN

## CAREER

### POINTS

Player (years)	G	A	Pts
1. Kamal Khalilian (1980-82)	58	37	153
2. Mohamed Fahim (1998-01)	55	20	130
3. Luchi Gonzalez (1998-01)	48	32	128
4. Alan Prampin (1990-93)	49	25	123
5. Diego Walsh (1999-02)	39	39	117

### GOALS

Player (years)	
1. Kamal Khalilian (1980-82)	58
2. Mohamed Fahim (1998-2001)	55
3. Alan Prampin (1990-93)	49
4. Luchi Gonzalez (1998-2001)	48
5. Davey Williamson (1977-80)	39
Stean Soufiane (1993-96)	39
Diego Walsh (1999-02)	39

### ASSISTS

Player (years)	
1. Diego Walsh (1999-02)	39
2. Kamal Khalilian (1980-82)	37
3. Daniel Hernandez (1995-97)	36
4. Luchi Gonzalez (1998-01)	32
5. Knut Ahlander (2018-2022)	29

### GOALS-AGAINST-AVERAGE (MIN.1800 MIN.)

Player (years)	
1. Randy Phillips (1977-80)	0.64
2. Matt Frederick (1985-86, 1988-89)	0.71
Aaron Sockwell (1994-97)	0.71
4. Todd Burnette (1981-84)	0.74
5. Byron Foss (1998-2001)	0.79

### SHUTOUTS

Players (years)	
1. Byron Foss (1998-2001)	34
2. Randy Phillips (1977-80)	32
3. John Howard (1988, 1990-92)	28
Hank Henry (1984-87)	28
5. Michael Nelson (2014-17)	27

## SEASON

TEAM	
Most games	25 (2000)
Fewest games	11 (2020)
Most wins	21 (2001)
Fewest wins	3 (2013)
Most losses	12 (2013)
Fewest losses	1 (3x, most recent 2002)
Most ties	6 (2x, most recent 2024)
Fewest ties	0 (7x, most recent 2001)
Home victories	13 (1985 & 2018)
Road victories (incl. neutral)	14 (2001)
Consecutive victories	21 (2001)
Consecutive games w/o loss	21 (3x, most recent 02-03)
Consecutive home victories	24 (1985-87)
Consecutive road victories (inclu. neutral)	14 (2001)
Most goals scored	81 (2001)
Fewest goals scored	13 (2013)
Fewest goals allowed	8 (1980)
Most assists	82 (2000)
Fewest assists	7 (1984, 1988, 2012)
Most shots	487 (1990)
Fewest shots	186 (2020)
Most corner kicks	172 (1995)
Fewest corner kicks	64 (2020)
Most saves	107 (2000)
Fewest saves	34 (2020)
Shutouts	14 (3x, most recent 2006)
Consecutive shutouts	11 (1980)

## INDIVIDUAL

Points	65	Kamal Khalilian (1980)
Goals	27	Kamal Khalilian (1980)
Assists	21	Daniel Hernandez (1997)
GAA (min. 8 games)	0.32	Shane Lanson (2019)
Shutouts	14	John Howard (1990)

## GAME

TEAM	
Goals Scored	13 vs. TCU (11/7/93)
Goals Allowed	7 vs. Simon Fraser (10/7/75)
Corner Kicks	18 vs. Saint Louis (12/7/97)

## INDIVIDUAL

Points	13 (5g, 3a) Kamal Khalilian vs. Austin College (10/8/80)
Goals	5 Garrett McLaughlin vs. Cincinnati (10/26/19) Kamal Khalilian vs. Austin College (10/8/80)
Assists	4 Gabriel Costa at Temple (9/18/21) Daniel Hernandez vs. UT-Pan American (9/28/97) Alan Prampin vs. Arkansas-Little Rock (10/11/92)
Shots	10 Andy Strouse vs. Centenary (9/10/91)
Saves	18 Brandt Hammer vs. Alabama A&M (10/21/83)



DIEGO WALSH

# ANNUAL LEADERS

## POINTS

2024	Bailey Sparks	46
2023	Jelldrik Dallmann	33
2022	Knut Ahlander	29
2021	Gabriel Costa	22
2020	Skage Simonsen	13
2019	Garrett McLaughlin	37
2018	Emil Cuello	17
2017	Garrett McLaughlin	31
2016	Garrett McLaughlin	11
2015	Mauro Cichero	29
2014	Idrissa Camara	15
2013	Andrew Morales	9
2012	Tyler Engel	23
2011	Arthur Ivo	30
2010	Arthur Ivo	25
2009	Dane Saintus	21
2008	Paulo da Silva	16
2007	Bruno Guarda	23
2006	Chase Wileman	29
2005	Duke Hashimoto	29
2004	Alex Smith	30
2003	Ramon Nunez	18
2002	Diego Walsh	42
2001	Luchi Gonzalez	54
2000	Mohamed Fahim	57
1999	Mohamed Fahim	40
1998	Luchi Gonzalez	23
1997	Daniel Hernandez	43
1996	D. Hernandez/D. Montoya	24
1995	Stefan Soufiane	38
1994	Stefan Soufiane	39
1993	Alan Prampin	34
1992	Andy Strouse	31
1991	Alan Prampin	41
1990	Scott Blankenship	27
1989	Larry McPhail	33
1988	Larry McPhail	15
1987	Gerry Graham	27
1986	Gerry Graham	35
1985	Mark Chancy	26
1984	Chris Kendler	19
1983	Karl Groesser	30
1982	Kamal Khalilian	46
1981	Kamal Khalilian	42
1980	Kamal Khalilian	65
1979	Davey Williamson	28
1978	Greg Ryan	35
1977	Davey Williamson	32
1976	Greg Rya	19
1975	Javier de la Vega	18

## GOALS

2024	Bailey Sparks	9
2023	Jelldrik Dallmann	14
2022	Knut Ahlander	12
2021	Gabriel Costa	8
2020	Skage Simonsen	6
2019	Garrett McLaughlin	16
2018	Akean Shakleford	6
2017	Garrett McLaughlin	14
2016	Garrett McLaughlin	4
2015	Mauro Cichero	10
2014	Idrissa Camara	7
2013	A. Morales/A. Koroma	4
2012	Tyler Engel	8
2011	Arthur Ivo	10
2010	J. Castillo/A. Ivo	10
2009	Dane Saintus	8
2008	Paulo da Silva	7

2007	Bruno Guarda	8
2006	Chase Wileman	8
2005	Duke Hashimoto	11
2004	Alex Smith	13
2003	Ryan Latham	8
2002	Diego Walsh	17
2001	Luchi Gonzalez	21
2000	Mohamed Fahim	25
1999	Mohamed Fahim	18
1998	Luchi Gonzalez	10
1997	Paul Broome	14
1996	Daniel Hernandez	8
1995	Stefan Soufiane	16
1994	Stefan Soufiane	17
1993	Alan Prampin	14
1992	Andy Strouse	12
1991	Alan Prampin	17
1990	Scott Blankenship	11
1989	Larry McPhail	11
1988	L. McPhail/D. Pfeil/S. Blankenship	5
1987	Larry McPhail	10
1986	Gerry Graham	13
1985	Mark Chancy	9
1984	Chris Kendler	9
1983	Karl Groesser	11
1982	Kamal Khalilian	14
1981	Kamal Khalilian	17
1980	Kamal Khalilian	27
1979	Jeff Culver	11
1978	Greg Ryan	13
1977	Davey Williamson	15
1976	G. Ryan/J. Smith	7
1975	Javier de la Vega	8

## ASSISTS

2024	Bailey Sparks	10
2023	Dallmann, Sparks, Petraeus	5
2022	Alexander Petraeus	10
2021	Knut Ahlander	7
2020	G. Costa/N. Hilt	5
2019	Knut Ahlander	13
2018	E. Cuello/E. Munjoma	7
2017	Mauro Cichero	7
2016	B. Clark/E. Munjoma	4
2015	Jared Rice	10
2014	Jared Rice	8
2013	Deshawon Nembhard	3
2012	Tyler Engel	7
2011	Arthur Ivo	10
2010	Josue Soto	7
2009	Payton Hickey	9
2008	G. Arredondo/J. Harwell	6
2007	Bruno Guarda	7
2006	Chase Wileman	13
2005	D. Hashimoto/J. Needham	7
2004	Kellan Zindel	7
2003	Ramon Nunez	10
2002	Diego Walsh	8
2001	Luchi Gonzalez	12
2000	Luchi Gonzalez	15
1999	Carl Bussey	7
1998	Paul Broome	7
1997	Daniel Hernandez	21
1996	Daniel Montoya	10
1995	Daniel Hernandez	7
1994	Gary Gilmore	11
1993	I. Polic/G. Gilmore	8
1992	Alan Prampin	10
1991	Giampaulo Pedroso	11
1990	G. Pedroso/J. Reynolds	6

1989	Larry McPhail	11
1988	Jamie Hartley	6
1987	Mike Agnew	12
1986	Gerry Graham	9
1985	Mike Agnew	9
1984	Matt McLaughlin	7
1983	Karl Groesser	8
1982	Kamal Khalilian	18
1981	Kamal Khalilian	8
1980	Nasser Sabetpour	13
1979	Davey Williamson	10
1978	Greg Ryan	9
1977	George Zelinski	6
1976	Dan Erwin	6

## GOALS - AGAINST - AVERAGE\*

2024	Martin Dominguez	1.36
2023	Cole Johnson	1.06
2022	Bram Kaarsgaren	1.46
2021	Cole Johnson	1.06
2020**	Cole Johnson	1.45
2019	Grant Makela	0.90
2018	Grant Makela	0.84
2017	Michael Nelson	0.60
2016	Michael Nelson	1.16
2015	Michael Nelson	0.99
2014	Michael Nelson	0.98
2013	Jaime Ibarra	1.73
2012	Jaime Ibarra	1.12
2011	Jaime Ibarra	1.15
2010	Craig Hill	1.06
2009	Craig Hill	1.44
2008	Craig Hill	1.03
2007	Steve Sandbo	1.08
2006	Matt Wideman	0.62
2005	Matt Wideman	1.34
2004	T.J. Tomasso	0.81
2003	T.J. Tomasso	1.03
2002	T.J. Tomasso	0.76
2001	Byron Foss	0.55
2000	Byron Foss	1.02
1999	Byron Foss	0.60
1998	Byron Foss	0.96
1997	Aaron Sockwell	0.82
1996	Tom Presthus	1.01
1995	Tom Presthus	0.96
1994	Tom Presthus	0.97
1993	Tom Presthus	1.69
1992	John Howard	1.12
1991	John Howard	0.95
1990	John Howard	0.62
1989	Matt Frederick	0.87
1988	Matt Frederick	0.65
1987	Hank Henry	0.92
1986	Hank Henry	1.15
1985	Hank Henry	0.70
1984	Hank Henry	1.26
1983	Brandt Hammer	1.19
1982	Todd Burnette	0.38
1981	Jon Mamula	0.93
1980	Randy Phillips	0.57
1979	Randy Phillips	0.61
1978	Randy Phillips	0.61
1977	Randy Phillips	1.07
1976	Joe Hight	1.12

\*Minimum 800 mins. played  
\*\* 680 mins. played due to COVID season

1975	Joe Hight	1.05
------	-----------	------

## SHUTOUTS

2024	Martin Dominugez	5
2023	Cole Johnson	8
2022	C. Johnson/B. Kaarsgaren	4
2021	Cole Johnson	6
2020	C. Johnson/S. Lanson	2
2019	Grant Makela	7
2018	Grant Makela	6
2017	Michael Nelson	10
2016	Michael Nelson	3
2015	Michael Nelson	9
2014	Michael Nelson	5
2013	Jaime Ibarra	2
2012	Jaime Ibarra	6
2011	Jaime Ibarra	5
2010	Craig Hill	4
2009	Craig Hill	3
2008	Craig Hill	6
2007	Steve Sandbo	6
2006	Matt Wideman	11
2005	Matt Wideman	3
2004	T.J. Tomasso	8
2003	T.J. Tomasso	7
2002	T.J. Tomasso	10
2001	Byron Foss	12
2000	Byron Foss	5
1999	Byron Foss	10
1998	Byron Foss	7
1997	Aaron Sockwell	10
1996	Tom Presthus	9
1995	Tom Presthus	3
1994	Tom Presthus	6
1993	T.Presthus/A. Mollenkopf	2
1992	John Howard	3
1991	John Howard	9
1990	John Howard	14
1989	Matt Frederick	10
1988	Matt Frederick	10
1987	Hank Henry	6
1986	Hank Henry	6
1985	Hank Henry	12
1984	Hank Henry	4
1983	Brandt Hammer	3
1982	Todd Burnette	9
1981	Jon Mamula	11
1980	Randy Phillips	10
1979	Randy Phillips	9
1978	Randy Phillips	10
1977	J. Hight/R. Phillips	3
1976	Joe Hight	9
1975	Joe Hight	9

# TOP 10 SINGLE-SEASON INDIVIDUAL STATS

## POINTS

1.	Kamal Khalilian (1980)	65
2.	Mohamed Fahim (2000)	57
3.	Luchi Gonzalez (2001)	54
4.	Kamal Khalilian (1982)	46
	Bailey Sparks (2024)	46
6.	Daniel Hernandez (1997)	43
7.	Diego Walsh (2002)	42
	Kamal Khalilian (1981)	42
9.	Alan Prampin (1991)	41
10.	Stefan Soufiane (1994)	39

## GOALS

1.	Kamal Khalilian (1980)	27
2.	Mohamed Fahim (2000)	25
3.	Luchi Gonzales (2001)	21
4.	Mohamed Fahim (1999)	18
5.	Kamal Khalilian (1981)	17
	Alan Prampin (1993)	17
	Stefan Soufiane (1995)	17
	Diego Walsh (2002)	17
9.	Stefan Soufiane (1995)	16
	Garrett McLaughlin (2019)	16

## ASSISTS

1.	Daniel Hernandez (1997)	21
2.	Kamal Khalilian (1982)	18
3.	Luchi Gonzales (2000)	15
4.	Nasser Sabetpour (1980)	13
	Chase Wileman (2006)	13
	Knut Ahlander (2019)	13
7.	Mike Agnew (1985)	12
	Luchi Gonzales (2001)	12
9.	Larry McPhail (1989)	11
	Giampaolo Pedroso (1991)	11
	Gary Gilmore (1994)	11

## GOALS-AGAINST-AVERAGE\*

1.	Shane Lanson (2019)	.32
2.	Todd Burnette (1982)	.38
3.	Byron Foss (1999)	.55
4.	Randy Phillips (1980)	.57
5.	Byron Foss (1999)	.60
	Michael Nelson (2017)	.60
7.	Randy Phillips (1978)	.61
	Randy Phillips (1979)	.61
9.	John Howard (1990)	.62
	Matt Wideman (2006)	.62

## SHUTOUTS

1.	John Howard (1990)	14
2.	Hank Henry (1985)	12
	Byron Foss (2001)	12
4.	Jon Amula (1981)	11
	Matt Wideman (2005)	11
6.	Randy Phillips (1978)	10
	Randy Phillips (1980)	10
	Matt Frederick (1988)	10
	Matt Frederick (1989)	10
	Aaron Sockwell (1997)	10
	Byron Foss (1999)	10
	T.J. Tomasso (2002)	10
	Michael Nelson (2017)	10



LUCHI GONZALEZ

# NATIONAL ATHLETIC HONORS

## HERMANN TROPHY WINNER

Luchi Gonzalez 2001

### WATCH LIST

Bailey Sparks 2024  
 Jelldrik Dallmann 2023  
 Gabriel Costa 2021  
 Papa Ndoye 2021  
 Garrett McLaughlin 2018  
 Mauro Cichero 2017  
 Mauro Cichero 2016  
 Juan Castillo 2011  
 Arthur Ivo 2011  
 Bruno Guarda 2007  
 Jay Needham 2006

## MISSOURI ATHLETIC CLUB PLAYER OF THE YEAR

Luchi Gonzalez 2001

## NSCAA PLAYER OF THE YEAR

Luchi Gonzalez 2001  
 Daniel Hernandez 1997

## NSCAA/UNITED SOCCER COACHES ALL-AMERICANS

### FIRST TEAM

Mads Westergren 2023  
 Knut Ahlander 2022  
 Eddie Munjoma 2019  
 Mauro Cichero 2015, 2017  
 Ugo Ihemelu 2004  
 Jay Needham 2006  
 Diego Walsh 2001, 2002  
 Luchi Gonzalez 2001  
 Byron Foss 2001  
 Carl Bussey 1999, 2000  
 Mohamed Fahim 1999  
 Daniel Hernandez 1997  
 Alan Prampin 1992  
 Kevin Grimes 1988, 1989  
 Mark Francis 1986  
 Kamal Khalilian 1980  
 Saeid Baghvardani 1979, 1980  
 Randy Phillips 1979, 1980  
 Greg Ryan 1978

### SECOND TEAM

Bailey Sparks 2023, 2024  
 Jelldrik Dallmann 2023  
 Cole Johnson 2023  
 Arthur Ivo 2010  
 Bruno Guarda 2007  
 Duke Hashimoto 2005  
 Kevin Friedland 2002  
 Alan Prampin 1993  
 Bryan Thompson 1991  
 Giampaolo Pedroso 1990  
 Mark Francis 1984

### THIRD TEAM

Gabriel Costa 2019  
 Jordan Cano 2017  
 Garrett McLaughlin 2017  
 Bruno Guarda 2006  
 Mohamed Fahim 2000, 2001  
 Tony Soto 1997  
 Daniel Hernandez 1995, 1996  
 Alan Prampin 1991  
 Larry McPhail 1987, 1989  
 Karl Grosser 1986

Mark Francis 1985

## NSCAA/UNITED SOCCER COACHES ALL-MIDWEST REGION (SINCE 1989)

### FIRST TEAM

Gabriel Costa 2019  
 Garrett McLaughlin 2019  
 Eddie Munjoma 2019  
 Mauro Cichero 2015  
 Diogo de Almeida 2011  
 Arthur Ivo 2010, 2011  
 Juan Castillo 2010  
 Ben Shuleva 2007  
 Bruno Guarda 2006, 2007  
 Matt Wideman 2006  
 Chase Wileman 2006  
 Jay Needham 2005, 2006  
 Duke Hashimoto 2005  
 Ugo Ihemelu 2003, 2004  
 Kevin Hudson 2003  
 Ramon Nunez 2003  
 Kevin Friedland 2002  
 Toti Suarez 2002  
 Diego Walsh 2001, 2002  
 Mohamed Fahim 2001  
 Byron Foss 2001  
 Luchi Gonzalez 2001  
 Carl Bussey 2000  
 Tony Soto 1997, 1998  
 Paul Broome 1997  
 Daniel Hernandez 1995, 1996, 1997  
 Tom Presthus 1995, 1996  
 Stefan Soufiane 1995  
 Damon Hughes 1993, 1994  
 Ivan Polic 1994, 1995  
 Daniel Montoya 1993  
 Alan Prampin 1991, 1992, 1993  
 Gianpaulo Pedroso 1991, 1992  
 Bryan Thompson 1990  
 Shane Battelle 1990  
 Kevin Grimes 1989  
 Larry McPhail 1989

### SECOND TEAM

Jacob Speed 2015  
 John Lujano 2015  
 Michael Nelson 2015  
 Jared Rice 2015  
 Idrissa Camara 2014  
 John Lujano 2014  
 Jaime Ibarra 2012  
 Tyler Engel 2012  
 T.J. Nelson 2011, 2012  
 Juan Castillo 2011  
 Leone Cruz 2010  
 Josue Soto 2010  
 Dane Saintus 2009  
 Mynor Gonzalez 2006  
 David Chun 2005  
 Alex Smith 2004  
 T.J. Tomasso 2004  
 Diego Walsh 2000  
 Shawn Cantrell 1997  
 Stephen Raggio 1996  
 Daniel Montoya 1996  
 Ivan Polic 1993, 1995  
 Stefan Soufiane 1994  
 John Reynolds 1992

John Howard 1990  
 David Pheil 1989

### THIRD TEAM

Jeff Harwell 2008  
 Luchi Gonzalez 2000

## NSCAA/UNITED SOCCER COACHES ALL-EAST REGION (SINCE 2016)

### FIRST TEAM

Jelldrik Dallmann 2023  
 Cole Johnson 2023  
 Bailey Sparks 2023  
 Mads Westergren 2023  
 Knut Ahlander 2022  
 Gabriel Costa 2019  
 Eddie Munjoma 2019  
 Garrett McLaughlin 2017, 2019  
 Emil Cuello 2018  
 Jordan Cano 2017  
 Mauro Cichero 2017  
 Michael Nelson 2017

### SECOND TEAM

Alexander Petraeus 2022  
 Knut Ahlander 2021  
 Gabriel Costa 2021  
 Papa Ndoye 2020

### THIRD TEAM

Kyran Chambron Pinho 2023  
 Papa Ndoye 2021  
 Brandon Terwege 2021  
 Knut Ahlander 2019  
 Talen Maples 2018  
 Mauro Cichero 2016

## NSCAA/UNITED SOCCER COACHES ALL-SOUTH REGION (SINCE 2024)

### FIRST TEAM

Bailey Sparks 2024

### SECOND TEAM

Kyran Chambron Pinho 2024

## MIDWEST REGION COACH OF THE YEAR

Schellas Hyndman 1994, 2000, 2001  
 2002, 2004, 2006  
 Tim McClements 2010

## ALL-CONFERENCE (WAC: 1996-1999; MVC: 2000-04; C-USA 2005-13; AAC 2013-2023, ACC 2024-PRESENT)

### PLAYER OF THE YEAR/MVP

Jaime Ibarra (Co-MVP) 2012  
 Arthur Ivo (Co-MVP) 2010  
 Bruno Guarda 2006, 2007  
 Diego Walsh 2000, 2002  
 Luchi Gonzalez 2001  
 Mohamed Fahim 1999  
 Tony Soto 1998  
 Daniel Hernandez 1996, 1997

# CONFERENCE ATHLETIC HONORS

## OFFENSIVE PLAYER OF THE YEAR

Knut Ahlander	2022
Mauro Cichero	2015
Arthur Ivo (Co-Offensive Player)	2010
Duke Hashimoto	2005

## DEFENSIVE PLAYER OF THE YEAR

Mads Westergren	2023
Eddie Munjoma	2019
Jordan Cano	2017
Jaime Ibarra	2012
Diogo de Almeida	2011
Jay Needham	2006
T.J. Tomasso	2004
Diego Walsh	2001

## GOALKEEPER OF THE YEAR

Cole Johnson	2023
Michael Nelson	2014, 2015, 2017

## MIDFIELDER OF THE YEAR

Bailey Sparks	2023
Knut Ahlander (Co-Midfielder)	2022
Knut Ahlander (Co-Midfielder)	2020
Gabriel Costa	2019
Mauro Cichero	2017
John Lujano	2015

## FRESHMAN OF THE YEAR

Niv Berkovitz	2023
Alexander Petraeus	2022
Garrett McLaughlin	2016
Juan Castillo	2010
Ramon Nunez	2003
Luchi Gonzalez	1998
Diego Walsh	1999

## FIRST TEAM

Bailey Sparks	2024, 2023
Jelldrik Dallmann	2023
Cole Johnson	2023
Mads Westergren	2023, 2022
Knut Ahlander	2020, 2021, 2022
Skage Simonsen	2020, 2021
Gabriel Costa	2019
Eddie Munjoma	2019
Garrett McLaughlin	2017, 2019
Talen Maples	2018
Emil Cuello	2018
Jordan Cano	2017
Michael Nelson	2014, 2015, 2017
Mauro Cichero	2015, 2017
John Lujano	2014, 2015
Jaime Ibarra	2012
Arthur Ivo	2010, 2011
Diogo de Almeida	2011
Dane Saintus	2009
Ben Shuleva	2007
Adrian Chevannes	2007
Bruno Guarda	2006, 2007
Mynor Gonzalez	2006
Matt Wideman	2006
Chase Wileman	2006
Jay Needham	2005, 2006
Duke Hashimoto	2005
David Chun	2005
Alex Smith	2004
T.J. Tomasso	2004
Kevin Hudson	2003
Ugo Ihemelu	2003

Toti Suarez	2002
Kevin Friedland	2002
Diego Walsh	1999, 2000, 2002
Byron Foss	1999, 2001
Luchi Gonzalez	1998, 2001
Mohamed Fahim	1999, 2000
Carl Bussey	1998, 1999, 2000
Tony Soto	1998
Paul Broome	1997, 1998
Alan Gearing	1997
Daniel Hernandez	1996, 1997
Tom Presthus	1996

## SECOND TEAM

JP Jordan	2022
Alexander Petraeus	2022
Gabriel Costa	2021
Brandon Terwege	2020, 2021
Papa Ndoye	2020
Knut Ahlander	2019
Akean Shackelford	2018
Grant Makela	2018
Garrett McLaughlin	2018
Jared Rice	2017
Jordan Cano	2015, 2016
Mauro Cichero	2014, 2016
Idrissa Camara	2014
Damian Rosales	2012, 2014
Aaron Simmons	2012
Tyler Engel	2012
T.J. Nelson	2011, 2012
Juan Castillo	2010, 2011
Josue Soto	2010
Kekoa Osorio	2008, 2010
Leone Cruz	2008, 2010
Payton Hickey	2009
Paulo da Silva	2008
Jeff Harwell	2008
Dane Saintus	2007
Ryan Mirsky	2007
Adrian Chevannes	2006
Kellan Zindel	2005
David Chun	2004
Ramon Nunez	2003
Kevin Hudson	2002
Ugo Ihemelu	2002
Bret Corbin	2001
Tom Dolan	2001
Mohamed Fahim	2001
Byron Foss	2000
Luchi Gonzalez	2000
Crunch Brown	2000
Matt Whiteley	1999
Ryan Kenyon	1999
Shawn Cantrell	1997
Stephen Raggio	1996, 1997
Tony Soto	1997
Paul Broome	1996
Daniel Montoya	1996

## THIRD TEAM

Kyran Chambron Pinho	2024
Andrew Morales	2012
Ian Kalis	2009
Kekoa Osorio	2009
Scott Corbin	2007
Jeff Harwell	2007
Steve Sandbo	2007
Ben Shuleva	2006
Ryan Mirsky	2006

Mynor Gonzalez	2005
Bruno Guarda	2005

## HONORABLE MENTION

Mynor Gonzalez	2003
David Chun	2002, 2003
Tom Dolan	2000
Matt Whiteley	2000

## ALL-NEWCOMER/ROOKIE TEAM

Niv Berkovitz	2023
Alex Salvo	2023
Alexander Petraeus	2022
Nikola Djordjevic	2022
Fredrik Skilberg	2022
Mads Westergren	2021
Bailey Sparks	2021
Cole Johnson	2020
Harvey Castro	2020
Henrik Bredeli	2019
Knut Ahlander	2018
Lane Warrington	2018
Talen Maples	2017
Garrett McLaughlin	2016
Christian Boorum	2015
Caleb Smith	2015
Emil Cuello	2015
Jordan Cano	2014
Mauro Cichero	2014
Jared Rice	2014
Deshawon Nembhard	2013
Israel Jones	2004
Jay Needham	2003
Ramon Nunez	2003
Dario Saintus	2003
Mynor Gonzalez	2003
Colin Clark	2002
Duke Hashimoto	2002
Ugo Ihemelu	2001
Kevin Hudson	2000

## ALL-FRESHMAN TEAM

Michael King	2012
John Lujano	2012
Aaron Simmons	2011
Zach Barnes	2010
Robbie Derschang	2010
Juan Castillo	2010
T.J. Nelson	2009
Diogo de Almeida	2008
Arthur Ivo	2008
Chad Bauman	2007
Leone Cruz	2006
Stephen Grant	2006
Bruno Guarda	2005
Jeff Harwell	2005
Daniel Lopez	2005
Ryan Mirsky	2005

## COACH OF THE YEAR

Kevin Hudson (Staff of the Year)	2015, 2017
Tim McClements	2010, 2012
Schellas Hyndman	1997, 1998, 1999, 2000, 2001, 2002, 2004, 2006

# ACADEMIC HONORS

## ACADEMIC ALL-AMERICA (CSC)

Jelldrik Dallmann	2023
Phillip Ponder	2017
Adam Still	2010, 2011
Ben Shuleva	2007
Matt Wideman (Player of the Year)	2006
Kevin Hudson	2003
Diego Walsh	2001, 2002
Luchi Gonzalez	2001
Bryan Thompson	1989, 1990
Clark Hunt	1985, 1986
Gerry Graham	1985

## NSCAA SCHOLAR-ATHLETE ALL-AMERICA

Garrett McLaughlin (1st team)	2019
John Lujano (2nd team)	2014
Diogo de Almeida	2011

## COSIDA/CSC ACADEMIC ALL-DISTRICT VI/VII

Jelldrik Dallmann	2023
Alexander Petraeus	2023
Kyran Chambron Pinho	2023
Alex Salvo	2023
Fredrik Skilberg	2023
Knut Ahlander	2021
Harvey Castro	2021
Roman Knox	2021
Thomas Haney	2021
Grant Makela	2018
Jordan Cano	2017
Phillip Ponder	2017
Bryce Clark	2016
Colten Habecker	2016
AJ Jeffries	2016
Garrett Welch	2016
Will Smith	2013
Adam Still	2009, 2010, 2011
Diogo de Almeida	2010
Josue Soto	2010
Matt Wideman	2006
Mynor Gonzalez	2004, 2005, 2006
Duke Hashimoto	2004, 2005
Kevin Hudson	2002, 2003
Kevin Friedland	2002
Diego Walsh	2001, 2002
Jacob Wilson	1996, 1998
Stephen Raggio	1996, 1997
Joey Wagner	1997
Brad Massey	1995

## ALL-CONFERENCE ACADEMIC TEAM

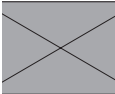
Alex Salvo	2022-23
Chance Johnson	2022-23
Enzo Panozzo	2022-23
Fredrik Skilberg	2022-23
Bailey Sparks	2022-23
Kyran Chambron Pinho	2021, 2022-23
Knobel Hunt	2021, 2022-23
Jeffrey Koch	2022-23
Andreas Charalambous	2022-23
Nathan Ashley	2020-21, 2022-23
Brendan Baird	2022-23
Alex Dixon	2022-23
Nikola Djordjevic	2021, 2022-23
Martin Dominguez	2022-23
Cody Black	2020-21, 2022-23
Harvey Castro	2022-23
Eben Noverr	2021, 2022-23

Jon Paul Fernandez	2022-23
Alexander Petraeus	2022-23
Henry Howell	2022-23
Marcelo Guerra	2022-23
Knut Ahlander	2018-19, 2019-20, 2020-21, 2021, 2022-23
Kellan Barry	2020-21, 2021
Joshua Berney	2018-19, 2019-20, 2020-21
Harvey Castro	2020-21, 2021
Daniel Chandler	2021
Ryan Capo	2018-19, 2019-20, 2020-21
Neal Carlson	2021
Grady Easton	2021
Skage Simonsen	2020-21
Tobin Shanks	2018-19, 2019-20, 2020-21
Gabriel Costa	2019-20, 2020-21
Thomas Haney	2018-19, 2019-20, 2020-21
Timo Hummrich	2020-21
Papa Ndoye	2020-21
Roman Knox	2021
Anthony Perea	2019-20, 2020-21
Wyatt Priest	2018-19, 2019-20, 2020-21
Brandon Terwege	2019-20, 2020-21
Luke Thompson	2018-19, 2019-20, 2020-21
Lane Warrington	2018-19, 2019-20, 2020-21
Henry Smith-Hastie	2019-20, 2020-21
Sevon Pendergrass	2018-19, 2019-20
Austin Vincent	2017-18, 2018-19, 2019-20
Grant Makela	2016-17, 2017-18, 2018-19, 2019-20
Talen Maples	2017-18, 2018-19, 2019-20
Noah Hilt	2017-18, 2018-19, 2019-20
Stephen Canty	2019-20
Eddie Munjoma	2018-19
Vlad Monteanu	2018-19
Garrett McLaughlin	2017-18, 2018-19
DJ Williams, Jr.	2016-17, 2017-18, 2018-19
Boston Gilbert	2016-17, 2017-18, 2018-19
Philip Ponder	2016-17, 2017-18, 2018-19
Christian Boorum	2015-16, 2016-17, 2017-18, 2018-19
Jacob Cohen	2016-17, 2017-18, 2018-19
Patrick Michael Hillyard	2016-17, 2017-18, 2018-19
Tyler Long	2017-18
Dakota Okwuone	2017-18
Jared Rice	2015-16, 2016-17, 2017-18
Caleb Smith	2015-16, 2016-17, 2017-18
Bryce Clark	2015-16, 2016-17, 2017-18
Colton Habecker	2014-15, 2015-16, 2016-17, 2017-18
Garrett Welch	2014-15, 2015-16, 2016-17, 2017-18
Mauro Cichero	2016-17
Kevin Meinecke	2015-16, 2016-17
Taylor Curtis-Wheeler	2015-16, 2016-17
Gunnar Stray-Gunderson	2015-16, 2016-17
Jordan Cano	2014-15, 2015-16, 2016-17
Stanton Garcia	2013-14, 2014-15, 2015-16, 2016-17
Michael Nelson	2013-14, 2014-15, 2015-16, 2016-17
Abdul Yassine	2013-14, 2014-15, 2015-16, 2016-17
Anthony Jeffries	2013-14, 2014-15, 2015-16
Benjamin Joseph	2013-14, 2014-15, 2015-16
Michael King	2015-16
Brenden Lee	2013, 2015-16
Andrew Ramsey	2015-16
Nick Ruiz	2014-15, 2015-16
John Lujano	2013, 2013-14, 2014-15, 2015-16
Caleb Underwood	2013-14, 2014-15
Ryan Brown	2013-14
Marco Carrizales	2013-14
Trevor Hubbard	2013-14
Eddie Puskarich	2013, 2013-14
Andrew Morales	2013, 2013-14
Max Rockwell	2012, 2013, 2013-14

Will Smith	2012, 2013, 2013-14
Kenneth Santibanez	2013
Alexander Blanton	2012
Brandon Pfluger	2012
Payton Hickey	2012
Ryan Rosenbaum	2012
Joseph Cooper	2012
Diogo de Almeida	2011, 2012
Adam Still	2010, 2011, 2012
Gabe Arredondo	2008
Steve Sandbo	2007
Ben Shuleva	2007
Scott Geppert	2007
Mynor Gonzalez	2006
Matt Wideman	2005, 2006
David Chun	2003, 2004
Duke Hashimoto	2003
Ross Spencer	2003
Kevin Hudson	2002, 2003
Kevin Friedland	2002
Toti Suarez	2002
Diego Walsh	2002
Bryan Doi	1999
Jacob Wilson	1996, 1998
Stephen Raggio	1996, 1997
Joey Wagner	1996, 1997
Brad Massey	1996

## CONFERENCE USA ACADEMIC MEDALISTS

Will Smith	2011, 2012
Alex Blanton	2011
Adam Still	2008, 2009, 2010, 2011
Austin Hiatt	2009
Ming Wong	2007, 2008
Scott Geppert	2006, 2007, 2008
Ben Shuleva	2006, 2007
Matt Wideman	2005, 2006



## 2005 Stats - Schellas Hyndman / C-USA

Overall				Home				Away				Neutral				Conference				Home				Away				Neutral							
W	L	T	PCT	W	L	T	PCT	W	L	T	PCT	W	L	T	PCT	W	L	T	PCT	W	L	T	PCT	W	L	T	PCT	W	L	T	PCT	W	L	T	PCT
14	6	3	0.673	7	1	2	0.800	7	2	0	0.777	0	3	1	0.166	8	1	0	0.888	4	0	0	1.000	4	1	0	0.750	0	0	0	0.000				

### Season Stats

No.	NAME	GP	GS	Min	G	A	PTS	SH	SH%	SOG	SOG%	YC-RC	GWG	PK-ATT
6	Hashimoto, Duke	23		11	7	29	55	.200	32	.582		5	0-0	
13	da Silva, Paulo	17		8	5	21	39	.205	18	.462		3	0-0	
2	Zindel, Kellan	22		4	7	15	47	.085	19	.404		1	0-0	
14	Needham, Jay	23		6	1	13	36	.167	16	.444		1	0-0	
8	Guarda, Bruno	23		2	5	9	27	.074	12	.444		0	0-0	
17	Corbin, Scott	23		2	5	9	21	.095	8	.381		1	0-0	
19	Saintus, Dario	23		3	2	8	22	.136	13	.591		1	0-0	
18	Wileman, Chase	23		2	2	6	14	.143	6	.429		0	0-0	
16	Oliva, Richard	9		2	1	5	7	.286	3	.429		0	0-0	
20	Uremovich, Michael	14		2	0	4	15	.133	10	.667		1	0-0	
3	Harwell, Jeff	16		1	2	4	12	.083	3	.250		0	0-0	
4	Gonzalez, Mynor	23		1	1	3	19	.053	9	.474		0	1-1	
23	McRae, Tim	15		0	3	3	5	.000	3	.600		0	0-0	
10	Chun, David	23		1	0	2	23	.043	11	.478		1	0-0	
12	Mann, Jordan	18		1	0	2	7	.143	3	.429		0	0-0	
11	Mirsky, Ryan	20		0	1	1	8	.000	3	.375		0	0-0	
7	Lopez, Daniel	22		0	1	1	5	.000	2	.400		0	0-0	
5	Jones, Israel	9		0	0	0	6	.000	3	.500		0	0-0	
22	Calderon, Philip	6		0	0	0	0	.000	0	.000		0	0-0	
1	Sandbo, Steve	13		0	0	0	0	.000	0	.000		0	0-0	
0	Wideman, Matt	13		0	0	0	0	.000	0	.000		0	0-0	
	<b>Total</b>	23		47	43	137	368	.128	175	.476		14	1-1	
	<b>Opponents</b>	23		36	27	99	283	.127	123	.435		5	4-5	

### Goalkeeper Stats

No.	NAME	GP	GS	MIN	GA	GA AVG	SAVES	SV PCT	W	L	T	SHO/CBO
0	Wideman, Matt 13		1008:24	15	1.34	41	.732	7	2	1	3	
1	Sandbo, Steve 13		1141:47	21	1.66	41	.661	7	4	2	2	
	<b>Total</b>	23		2150:11	36	1.51	87	.707	14	6	3	5
	<b>Opponents</b>	23		2150:11	47	1.97	128	.731	6	14	3	3

### Schedule / Attendance

Date	Opponent	Score	Attendance
Sep 02	vs #16 Notre Dame	L 1-4	0
Sep 04	at #1 Indiana	L 0-4	4156
Sep 09	West Virginia	W 1-0	678
Sep 11	USF	WOT 2-1	566
Sep 16	Saint Louis	L 2-4	1011
Sep 17	Loyola Marymount	TOT2 1-1	647
!Sep 23	vs #1 New Mexico!	L 0-2	187
!Sep 25	vs #3 Creighton!	TOT2 1-1	125
*Sep 30	UAB*	W 2-1	551
*Oct. 2	Memphis*	W 2-1	613
*Oct 7	at Marshall*	W 4-1	147
*Oct 09	at Kentucky*	W 2-1	-
*Oct 14	UCF*	W 1-0	540
*Oct 16	FIU*	W 4-0	536
*Oct 21	at Tulsa*	W 3-2	1753
*Oct 28	at East Carolina*	W 7-0	103
*Oct 30	at South Carolina*	L 0-3	502
Nov 09	Tulsa#	TOT3 2-2	1073
Nov 18	San Francisco\$	W 2-1	400
Nov 22	at #7 UCLA\$	W 3-0	1709
Nov 27	at UNC Greensboro\$	W 3-1	530
Dec 03	at #2 North Carolina\$	WOT2 3-2	1831
Dec 09	vs #3 Maryland\$	L 1-4	8645

\* C-USA Match  
! Mi Cocina Classic  
# C-USA Championship  
\$ NCAA Championship  
Home Attendance - Total 6615 - Avg 662

### Goals By Period

Team	1st	2nd	OT1	OT2	Total
SMU	19	26	1	1	47
Opponents	15	21	0	0	36

### Shots By Period

Team	1st	2nd	OT1	OT2	Total
SMU	173	179	10	6	368
Opponents	151	116	8	8	283

### Saves By Period

Team	1st	2nd	OT1	OT2	Total
SMU	40	40	3	4	87
Opponents	65	56	6	1	128

### Corners By Period

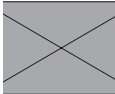
Team	1st	2nd	OT1	OT2	Total
SMU	69	68	1	4	142
Opponents	55	50	5	3	113

### Fouls By Period

Team	1st	2nd	OT1	OT2	Total
SMU	145	152	11	1	309
Opponents	176	185	5	4	370

### Team Statistics

Statistic	SMU	OPP
Goals-Shot attempts	47-368	36-283
Goals scored per game	1.97	1.51
Shot pct.	.128	.127
Shots on goal-Attempts	175-368	123-283
SOG pct.	.476	.435
Shots/Game	16.0	12.3
Assists	43	27
Total Goals	47	36
Penalty	1	4
Unassisted	-	-
Overtime	10	10
Goals scored average	1.97	1.51
Corner kicks	142	113
Penalty kicks	1-1	4-5
Yellow cards	25	40
Red cards	1	5
ATTENDANCE		
Dates/Avg Per Date	10/662	9/1192
Neutral Site #/Avg	4/2239	-



## 2006 Stats - Schellas Hyndman / C-USA

Overall				Home				Away				Neutral				Conference				Home				Away				Neutral											
W	L	T	PCT	W	L	T	PCT	W	L	T	PCT	W	L	T	PCT	W	L	T	PCT	W	L	T	PCT	W	L	T	PCT	W	L	T	PCT	W	L	T	PCT	W	L	T	PCT
6	8	2	0.437	3	3	2	0.500	1	4	0	0.200	2	1	0	0.666	2	4	2	0.375	1	1	2	.500	1	3	0	0.250	0	0	0	0.000								

### Season Stats

No.	NAME	GP	GS	Min	G	A	PTS	SH	SH%	SOG	SOG%	YC-RC	GWG	PK-ATT
10	Wileman, Chase	23	23	1513	8	13	29	42	.190	24	.571	3	1-2	
29	Chevannes, Adrian	23	16	1396	6	5	17	42	.143	20	.476	2	0-0	
8	Guarda, Bruno	23	23	1943	5	6	16	50	.100	24	.480	2	0-0	
4	Gonzalez, Mynor	22	22	1955	5	2	12	22	.227	11	.500	2	4-4	
6	Geppert, Scott	13	9	652	5	2	12	15	.333	11	.733	2	0-0	
3	Harwell, Jeff	21	7	948	2	8	12	25	.080	12	.480	0	0-0	
24	Mariel, Manuel	11	0	259	5	1	11	15	.333	8	.533	0	0-0	
13	da Silva, Paulo	13	9	760	3	4	10	40	.075	12	.300	0	0-0	
16	Oliva, Richard	19	5	798	3	3	9	30	.100	13	.433	0	0-0	
14	Needham, Jay	23	23	2056	3	3	9	28	.107	9	.321	1	0-0	
17	Corbin, Scott	21	5	753	3	1	7	22	.136	11	.500	0	0-0	
19	Saintus, Dario	23	16	897	3	0	6	18	.167	8	.444	2	0-0	
12	Mann, Jordan	16	1	373	2	2	6	9	.222	4	.444	0	0-0	
5	Cruz, Leone	20	3	865	2	0	4	15	.133	4	.267	0	0-0	
15	Mirsky, Ryan	23	22	1852	1	0	2	9	.111	3	.333	1	0-0	
22	Benitez, Jaime	12	0	276	1	0	2	6	.167	3	.500	0	0-0	
7	Lopez, Daniel	22	21	1275	0	2	2	3	.000	1	.333	0	0-0	
20	Saintus, Dane	15	0	420	0	1	1	9	.000	6	.667	0	0-0	
18	Grant, Stephen	16	2	760	0	1	1	7	.000	3	.429	0	0-0	
27	Johnson-Hood, Robin	2	0	33	0	1	1	0	.000	0	.000	0	0-0	
21	Mariel, Esteban	4	0	97	0	1	1	0	.000	0	.000	0	0-0	
1	Sandbo, Steve	5	0	132	0	1	1	0	.000	0	.000	0	0-0	
11	Shuleva, Ben	23	23	1878	0	0	0	20	.000	4	.200	0	0-0	
26	Holm, Cameron	1	0	0	0	0	0	0	.000	0	.000	0	0-0	
0	Wideman, Matt	23	23	2045	0	0	0	0	.000	0	.000	0	0-0	

### Goalkeeper Stats

No.	NAME	GP	GS	MIN	GA	GA AVG	SAVES	SV PCT	W	L	T	SHO/CBO
1	Sandbo, Steve	4	0	133:09	0	0.00	4	1.000	0	0	0	0/0
0	Wideman, Matt	23	23	2046:58	14	0.62	74	.841	17	2	4	11/0
TM	TEAM	-	-	0:00	0	0.00	3	1.000	0	0	0	3/0
	Total	23		2180:07	14	0.58	81	.853	17	2	4	14
	Opponents	23		2180:07	57	2.35	134	.702	2	17	4	0

### Schedule / Attendance

Date	Opponent	Score	Attendance
Aug. 25	vs Wisconsin	WOT 1-0	100
Aug. 27	vs #24 Milwaukee	W 1-0	100
Sep. 1	Cincinnati	W 6-0	375
Sep. 02	California	W 1-0	375
Sep. 08	Indiana	W 1-0	2201
Sep. 09	#17 Brown	W 5-1	748
Sep. 12	Centenary	W 8-0	287
Sep. 15	at #21 New Mexico	TOT2 1-1	2285
Sep. 17	vs Dayton	W 1-0	432
Sep. 22	at #20 Saint Louis	W 3-0	2034
Sep. 24	at UMKC	W 2-1	179
Sep. 29	at FIU*	WOT2 3-2	858
Oct. 07	#13 Kentucky*	W 4-0	721
Oct. 11	Tulsa*	W 2-0	812
Oct. 14	at UCF*	TOT2 2-2	512
Oct. 18	#16 South Carolina*	TOT2 1-1	635
Oct. 21	at Memphis*	W 3-0	823
Oct. 25	at UAB*	L 1-2	2755
Oct. 28	Marshall*	W 1-0	702
Nov. 01	vs FIU#	W 6-0	781
Nov. 03	vs #25 UAB#	TOT3 1-1	232
Nov. 05	vs #13 Kentucky#	W 2-0	225
Nov. 15	UCSB\$	L 1-3	1012

\* C-USA Match  
 # C-USA Championship  
 \$ NCAA Championship  
 Home Attendance - Total 3146 - Avg 148

### Goals By Period

Team	1st	2nd	OT1	OT2	Total
SMU	12	16	0	0	28
Opponents	8	17	0	1	26

### Shots By Period

Team	1st	2nd	OT1	OT2	Total
SMU	117	140	4	7	268
Opponents	79	96	8	6	189

### Saves By Period

Team	1st	2nd	OT1	OT2	Total
SMU	20	26	4	1	51
Opponents	29	36	0	2	67

### Corners By Period

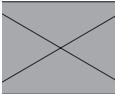
Team	1st	2nd	OT1	OT2	Total
SMU	35	41	0	2	78
Opponents	27	36	2	0	65

### Fouls By Period

Team	1st	2nd	OT1	OT2	Total
SMU	104	99	7	4	214
Opponents	79	107	3	1	190

### Team Statistics

Statistic	SMU	OPP
Goals-Shot attempts	28-268	26-189
Goals scored per game	1.75	1.62
Shot pct.	.104	.138
Shots on goal-Attempts	95-268	77-189
SOG pct.	.354	.407
Shots/Game	16.8	11.8
Assists	28	21
Total Goals	28	26
Penalty	1	3
Unassisted	1	5
Overtime	7	7
Goals scored average	2.20	1.10
Corner kicks	78	65
Penalty kicks	1-2	3-3
Yellow cards	26	20
Red cards	0	2
ATTENDANCE		
Total	3146	1782
Dates/Avg Per Date	8/393	5/356
Neutral Site #/Avg	3/148	-



## 2007 Stats - Schellas Hyndman / C-USA

Overall				Home				Away				Neutral				Conference				Home				Away				Neutral							
W	L	T	PCT	W	L	T	PCT	W	L	T	PCT	W	L	T	PCT	W	L	T	PCT	W	L	T	PCT	W	L	T	PCT	W	L	T	PCT	W	L	T	PCT
14	5	2	0.714	12	0	1	0.961	2	2	1	0.500	0	3	0	0.000	6	1	1	0.812	4	0	0	1.000	2	1	1	0.625	0	0	0	0.000				

### Season Stats

No.	NAME	GP	GS	Min	G	A	PTS	SH	SH%	SOG	SOG%	YC-RC	GWG	PK-ATT
8	Guarda, Bruno	21	21		8	7	23	61	.131	26	.426		5	3-4
16	Oliva, Richard	21	6		7	1	15	34	.206	26	.765		2	0-0
6	Geppert, Scott	16	11		7	0	14	30	.233	15	.500		2	0-0
10	Saintus, Dane	21	21		3	6	12	59	.051	28	.475		1	0-0
3	Harwell, Jeff	19	19		2	4	8	23	.087	5	.217		1	0-0
11	Shuleva, Ben	21	21		3	1	7	24	.125	10	.417		1	0-0
15	Mirsky, Ryan	20	20		3	0	6	18	.167	8	.444		1	0-0
21	Chevannes, Adrian	18	18		2	1	5	19	.105	10	.526		0	0-0
17	Corbin, Scott	21	20		1	3	5	25	.040	10	.400		0	0-0
20	Osorio, Keoka	19	0		1	2	4	8	.125	3	.375		0	0-0
2	Arredondo, Gabe	17	2		1	1	3	13	.077	6	.462		1	0-0
5	Cruz, Leone	4	4		1	1	3	8	.125	2	.250		0	0-0
14	Haole, Keoki	12	0		1	0	2	7	.143	3	.429		0	0-0
7	Lopez, Daniel	21	18		0	1	1	6	.000	3	.500		0	0-0
12	Clendenny, Patrick	14	9		0	1	1	2	.000	0	.000		0	0-0
26	Bauman, Chad	17	15		0	0	0	6	.000	3	.500		0	0-0
13	da Silva, Paulo	6	3		0	0	0	4	.000	0	.000		0	0-0
23	Vasquez, Walberto	8	0		0	0	0	3	.000	1	.333		0	0-0
19	Mariel, Manuel	3	0		0	0	0	3	.000	2	.667		0	0-0
24	Chibli, Aaron	9	2		0	0	0	2	.000	0	.000		0	0-0
22	Williams, Tyler	2	0		0	0	0	1	.000	1	1.000		0	0-0
27	Wong, Ming	2	0		0	0	0	0	.000	0	.000		0	0-0
18	Grant, Stephen	2	0		0	0	0	0	.000	0	.000		0	0-0
4	Holm, Cameron	4	0		0	0	0	0	.000	0	.000		0	0-0
1	Sandbo, Steve	19	19		0	0	0	0	.000	0	.000		0	0-0
00	Hill, Craig	4	2		0	0	0	0	.000	0	.000		0	0-0
	Total	21			40	29	109	356	.112	162	.455		14	3-4
	Opponents	21			22	18	62	185	.119	83	.449		5	1-1

### Goalkeeper Stats

No.	NAME	GP	GS	MIN	GA	GA AVG	SAVES	SV PCT	W	L	T	SHO/CBO
00	Hill, Craig	4	2	218:05	1	0.41	8	.889	2	0	0	1/0
1	Sandbo, Steve 19	19	1748:19	21	1.08	52	.712	.11	5	2	6/0	
TM	TEAM		-	0:00	0	0.00	1	1.000	0	0	0	1/0
	Total	21		1966:24	22	1.01	61	.735	13	5	2	8
	Opponents	21		1966:24	40	1.83	122	.753	5	13	2	2

### Schedule / Attendance

Date	Opponent	Score	Attendance
Aug. 31	Saint Louis	TOT2 1-1	455
Sep. 07	Virginia	W 5-1	1016
Sep. 09	Georgetown	W 1-0	437
Sep. 14	vs #9 UCSB	LOT 1-2	1108
Sep. 16	vs #24 Washington	L 0-2	157
Sep. 20	Centenary	W 5-1	398
Sep. 22	Oral Roberts	WOT2 3-2	347
Oct. 03	Missouri State	W 2-0	266
Oct. 06	UCF*	W 3-1	300
Oct. 13	at Marshall*	W 3-0	1223
Oct. 17	UAB*	W 2-1	314
Oct. 21	FIU*	W 2-0	181
Oct. 24	at South Carolina*	W 2-1	877
Oct. 27	Memphis*	W 1-0	468
Nov. 03	at Kentucky*	L 1-2	821
Sep. 28	at #18 Tulsa*	TOT2 2-2	618
Nov. 07	Bradley#	W 1-0	272
Nov. 09	Central Arkansas#	W 3-0	636
Nov. 14	vs FIU#	L 1-3	0
Nov. 24	Gonzaga#	W 1-0	232
Nov. 28	at #7 Creighton\$	L 0-3	1390

\* C-USA Match  
 # C-USA Championship  
 \$ NCAA Championship  
 Home Attendance - Total 5322 - Avg 422

### Goals By Period

Team	1st	2nd	OT1	OT2	Total
SMU	18	21	0	1	40
Opponents	6	15	1	0	22

### Shots By Period

Team	1st	2nd	OT1	OT2	Total
SMU	175	169	5	7	356
Opponents	73	104	5	3	185

### Saves By Period

Team	1st	2nd	OT1	OT2	Total
SMU	32	27	1	1	61
Opponents	70	48	2	2	122

### Corners By Period

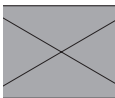
Team	1st	2nd	OT1	OT2	Total
SMU	70	68	4	2	144
Opponents	32	43	0	1	76

### Fouls By Period

Team	1st	2nd	OT1	OT2	Total
SMU	117	139	1	1	258
Opponents	177	155	3	4	339

### Team Statistics

Statistic	SMU	OPP
Goals-Shot attempts	40-356	22-185
Goals scored per game	1.90	1.05
Shot pct.	.112	.119
Shots on goal-Attempts	162-356	83-185
SOG pct.	.455	.449
Shots/Game	17.0	8.8
Assists	29	18
Total Goals	40	22
Penalty	3	1
Unassisted	-	-
Overtime	7	7
Goals scored average	1.90	1.05
Corner kicks	144	76
Penalty kicks	3-4	1-1
Yellow cards	23	34
Red cards	3	1
ATTENDANCE		
Total	5322	4929
Dates/Avg Per Date	13/409	5/986
Neutral Site #/Avg	3/422	-



## 2008 Stats - Tim McClements / C-USA

Overall				Home				Away				Neutral				Conference				Home				Away				Neutral																			
W	L	T	PCT	W	L	T	PCT	W	L	T	PCT	W	L	T	PCT	W	L	T	PCT	W	L	T	PCT	W	L	T	PCT	W	L	T	PCT	W	L	T	PCT	W	L	T	PCT								
10	6	2	0.611	3	4	1	0.437	4	1	1	0.750	3	1	0	0.750	3	4	1	0.437	0	3	1	.125	3	1	0	0.750	3	1	0	0.750	0	0	0	0.000	0	0	0	0.000	0	0	0	0.000	0	0	0	0.000

### Season Stats

No.	NAME	GP	GS	Min	G	A	PTS	SH	SH%	SOG	SOG%	YC-RC	GWG	PK-ATT
13	da Silva, Paulo	12	9		7	2	16	28	.250	16	.571		1	1-1
20	de Almeida, Diogo	18	4		5	2	12	19	.263	9	.474		1	0-0
17	Ivo, Arthur	18	8		3	3	9	33	.091	13	.394		2	0-0
10	Saintus, Dane	17	14		3	3	9	21	.143	10	.476		2	0-0
3	Harwell, Jeff	16	16		1	6	8	31	.032	15	.484		1	0-0
22	Arredondo, Gabe	17	11		1	6	8	30	.033	10	.333		0	0-0
5	Cruz, Leone	16	16		3	1	7	30	.100	15	.500		0	0-0
6	Mariel, Manuel	18	12		3	0	6	17	.176	7	.412		1	1-1
15	Mirsky, Ryan	14	11		1	2	4	8	.125	2	.250		0	0-0
2	Hickey, Payton	18	5		1	2	4	7	.143	4	.571		0	0-0
23	Cooper, Joe	13	3		1	0	2	12	.083	4	.333		1	0-0
11	Osorio, Kekoa	18	17		0	1	1	16	.000	4	.250		0	0-0
19	Still, Adam	14	6		0	1	1	5	.000	3	.600		0	0-0
4	Williams, Tyler	3	0		0	1	1	0	.000	0	.000		0	0-0
7	Lopez, Daniel	17	17		0	0	0	8	.000	5	.625		0	0-0
26	Bauman, Chad	18	16		0	0	0	2	.000	0	.000		0	0-0
24	Farkas, Brian	7	1		0	0	0	1	.000	1	1.000		0	0-0
14	Funk, Zach	4	0		0	0	0	1	.000	0	.000		0	0-0
33	Mariel, Esteban	10	10		0	0	0	0	.000	0	.000		0	0-0
28	Vandegriffe, Chad	9	2		0	0	0	0	.000	0	.000		0	0-0
21	Chibli, Aaron	6	0		0	0	0	0	.000	0	.000		0	0-0
16	Oliva, Richard	1	0		0	0	0	0	.000	0	.000		0	0-0
12	Clendenny, Patrick	2	1		0	0	0	0	.000	0	.000		0	0-0
1	Lester, Jonathan	1	0		0	0	0	0	.000	0	.000		0	0-0
00	Hill, Craig	18	18		0	0	0	0	.000	0	.000		0	0-0
	Total	18			30	30	90	269	.112	119	.442		10	2-2
	Opponents	18			19	18	56	203	.094	82	.404		6	0-0

### Goalkeeper Stats

No.	NAME	GP	GS	MIN	GA	GA AVG	SAVES	SV PCT	W	L	T	SHO/CBO
1	Lester, Jonathan	1	0	10:17	0	0.00	0	.000	0	0	0	0/0
00	Hill, Craig	18	18	1654:24	19	1.03	63	.768	10	6	2	6/0
	Total	18		1664:41	19	1.03	63	.768	10	6	2	6
	Opponents	18		1664:41	30	1.62	89	.748	6	10	2	3

### Schedule / Attendance

Date	Opponent	Score	Attendance
Aug 29	vs Old Dominion	W 2-0	0
Aug 31	at #18 Virginia	W 3-1	2735
Sep 05	vs Stanford	W 2-0	49
Sep 07	at #5 California	TOT2 1-1	423
09/12/08	George Mason	W 3-0	495
09/13/08	Oakland	W 3-1	183
Sep 19	vs NIU	LOT 0-1	134
Sep 21	vs Hofstra	W 1-0	58
* Sep 27	TULSA	L 1-4	1178
* Oct 05	at Memphis	LOT 1-2	549
* Oct 08	South Carolina	TOT2 1-1	369
Oct 12	Central Arkansas	W 5-1	429
* Oct 19	Marshall	L 0-1	563
* Oct 22	at UAB	W 2-0	907
* Oct 25	at UCF	W 2-0	439
* Nov 02	Kentucky	L 1-2	660
* Nov 07	at FIU	W 2-1	341
Nov 12	South Carolina	L 0-3	477
* C-USA Match			
# C-USA Championship			
\$ NCAA Championship			
Home Attendance - Total 4354 - Avg 544			

### Goals By Period

Team	1st	2nd	OT1	OT2	Total
SMU	11	19	0	0	30
Opponents	9	8	2	0	19

### Shots By Period

Team	1st	2nd	OT1	OT2	Total
SMU	122	139	3	5	269
Opponents	88	107	5	3	203

### Saves By Period

Team	1st	2nd	OT1	OT2	Total
SMU	31	32	0	0	63
Opponents	41	47	0	1	89

### Corners By Period

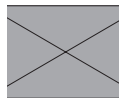
Team	1st	2nd	OT1	OT2	Total
SMU	60	45	0	2	107
Opponents	31	42	1	0	74

### Fouls By Period

Team	1st	2nd	OT1	OT2	Total
SMU	114	112	9	3	238
Opponents	125	116	1	1	243

### Team Statistics

Statistic	SMU	OPP
Goals-Shot attempts	30-269	19-203
Goals scored per game	1.67	1.06
Shot pct.	.112	.094
Shots on goal-Attempts	119-269	82-203
SOG pct.	.442	.404
Shots/Game	14.9	11.3
Assists	30	18
Total Goals	30	19
Penalty	2	0
Unassisted	2	1
Overtime	6	6
Goals scored average	1.67	1.06
Corner kicks	107	74
Penalty kicks	2-2	0-0
Yellow cards	25	34
Red cards	2	2
ATTENDANCE		
Total	4354	5394
Dates/Avg Per Date	8/544	6/899
Neutral Site #/Avg	4/60	-



## 2009 Stats - Tim McClements / C-USA

Overall				Home				Away				Neutral				Conference				Home				Away				Neutral											
W	L	T	PCT	W	L	T	PCT	W	L	T	PCT	W	L	T	PCT	W	L	T	PCT	W	L	T	PCT	W	L	T	PCT	W	L	T	PCT	W	L	T	PCT	W	L	T	PCT
6	8	2	0.437	3	3	2	0.500	1	4	0	0.200	2	1	0	0.666	2	4	2	0.375	1	1	2	.500	1	3	0	0.250	0	0	0	0.000								

### Season Stats

No.	NAME	GP	GS	Min	G	A	PTS	SH	SH%	SOG	SOG%	YC-RC	GWG	PK-ATT
10	Saintus, Dane	16	15	1313	8	5	21	36	.222	17	.472	1-0	1	0-1
7	da Silva, Paulo	16	15	1132	5	2	12	50	.100	17	.340	3-0	2	0-0
2	Hickey, Payton	16	14	1232	1	9	11	18	.056	9	.500	2-0	1	0-0
8	Soto, Josue	14	7	938	2	3	7	26	.077	11	.423	3-0	0	1-1
30	Cooper, Joe	12	5	411	3	0	6	15	.200	6	.400	0-0	1	0-0
5	Cruz, Leone	10	7	708	2	0	4	7	.286	4	.571	2-0	0	0-0
17	Ivo, Arthur	13	6	665	1	2	4	35	.029	10	.286	0-0	0	0-0
11	Osorio, Kekoa	16	16	1292	1	1	3	13	.077	4	.308	3-0	0	0-0
18	Vasquez, Pana	14	4	466	1	1	3	12	.083	3	.250	0-0	0	0-0
16	Oliva, Richard	5	2	115	1	1	3	6	.167	2	.333	0-0	0	0-0
15	Rosenbaum, Ryan	7	3	335	1	1	3	2	.500	2	1.000	1-0	1	0-0
33	Mariel, Esteban	15	11	941	1	0	2	11	.091	1	.091	1-0	0	0-0
14	Pfluger, Brandon	4	3	278	1	0	2	1	1.000	1	1.000	0-0	0	0-0
20	de Almeida, Diogo	13	4	451	0	1	1	13	.000	3	.231	0-0	0	0-0
25	Kalis, Ian	13	12	1134	0	1	1	11	.000	3	.273	2-0	0	0-0
23	Nelson, T.J.	12	9	894	0	1	1	3	.000	0	.000	1-0	0	0-0
28	Vandegriff, Chad	16	13	1128	0	0	0	5	.000	1	.200	4-0	0	0-0
22	McMullen, Tate	10	0	196	0	0	0	4	.000	1	.250	0-0	0	0-0
19	Still, Adam	14	14	1264	0	0	0	0	.000	0	.000	3-0	0	0-0
3	Ribioud, Basile	1	0	15	0	0	0	0	.000	0	.000	0-0	0	0-0
	Total	16		-	28	28	84	268	.104	95	.354	26-0	6	1-2
	Opponents	16		-	26	21	73	189	.138	77	.407	20-2	8	3-3

### Goalkeeper Stats

No.	NAME	GP	GS	MIN	GA	GA AVG	SAVES	SV PCT	W	L	T	SHO/CBO
00	Hill, Craig	14	13	1247:06	20	1.44	37	.649	5	7	1	3/0
1	McMullen, Kevin	3	2	245:00	6	2.20	12	.667	1	1	1	0/0
TM	TEAM		-	0:00	0	0.00	2	1.000	0	0	0	0/0
	Total	16		1492:06	26	1.57	51	.662	6	8	2	3
	Opponents	16		1492:06	28	1.69	67	.705	8	6	2	3

### Schedule / Attendance

Date	Opponent	Score	Attendance
Sep. 4	vs #3 Akron	L 0-1	177
Sep. 6	vs Seattle	W 4-0	62
Sep. 11	at Brown	L 0-1	680
Sep. 13	vs Yale	W 3-2	205
Sep. 18	BRADLEY	W 2-0	396
Sep. 20	Cal State Northridge	L 1-2	587
Sep. 25	UAB*	TOT2 1-1	360
Sep. 27	Missouri State	L 1-3	313
Sep. 30	Centenary	W 4-1	277
Oct. 04	Memphis*	W 2-0	542
Oct. 10	at Marshall*	L 1-4	413
Oct. 14	at South Carolina*	LOT2 2-3	183
Oct. 21	at #16 Tulsa*	W 3-2	201
Oct. 31	UCF*	TOT2 3-3	148
Nov. 04	at Kentucky*	L 0-1	305
Nov. 07	FIU*	L 1-2	523

\* C-USA Match

# C-USA Championship

\$ NCAA Championship

Home Attendance - Total 3146 - Avg 393

### Goals By Period

Team	1st	2nd	OT1	OT2	Total
SMU	12	16	0	0	28
Opponents	8	17	0	1	26

### Shots By Period

Team	1st	2nd	OT1	OT2	Total
SMU	117	140	4	7	268
Opponents	79	96	8	6	189

### Saves By Period

Team	1st	2nd	OT1	OT2	Total
SMU	20	26	4	1	51
Opponents	29	36	0	2	67

### Corners By Period

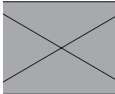
Team	1st	2nd	OT1	OT2	Total
SMU	35	41	0	2	78
Opponents	27	36	2	0	65

### Fouls By Period

Team	1st	2nd	OT1	OT2	Total
SMU	104	99	7	4	214
Opponents	79	107	3	1	190

### Team Statistics

Statistic	SMU	OPP
Goals-Shot attempts	28-268	26-189
Goals scored per game	1.75	1.62
Shot pct.	.104	.138
Shots on goal-Attempts	95-268	77-189
SOG pct.	.354	.407
Shots/Game	16.8	11.8
Assists	28	21
Total Goals	28	26
Penalty	1	3
Unassisted	1	5
Overtime	7	7
Goals scored average	2.20	1.10
Corner kicks	78	65
Penalty kicks	1-2	3-3
Yellow cards	26	20
Red cards	0	2
ATTENDANCE		
Total	3146	1782
Dates/Avg Per Date	8/393	5/356
Neutral Site #/Avg	3/148	-



## 2010 Stats - Tim McClements / C-USA

Overall				Home				Away				Neutral				Conference				Home				Away				Neutral											
W	L	T	PCT	W	L	T	PCT	W	L	T	PCT	W	L	T	PCT	W	L	T	PCT	W	L	T	PCT	W	L	T	PCT	W	L	T	PCT	W	L	T	PCT	W	L	T	PCT
16	2	2	0.850	8	0	1	0.944	4	1	1	0.750	4	1	0	0.800	7	1	0	0.875	4	0	0	1.000	3	1	0	0.750	0	0	0	0.000								

### Season Stats

No.	NAME	GP	GS	Min	G	A	PTS	SH	SH%	SOG	SOG%	YC-RC	GWG	PK-ATT
10	Ivo, Arthur	20	6	1126	10	5	25	71	.141	28	.394		2	2-2
16	Castillo, Juan	20	19	1457	10	4	24	50	.200	26	.520		4	0-0
8	Soto, Josue	20	20	1491	7	7	21	23	.304	12	.522		4	2-2
17	Derschang, Robbie	20	18	1292	5	5	15	25	.200	13	.520		2	0-0
6	Barnes, Zach	18	17	1396	5	0	10	36	.139	11	.306		2	0-0
23	Nelson, TJ	19	18	1313	2	2	6	17	.118	6	.353		2	0-0
4	Cruz, Leone	17	17	1475	1	3	5	15	.067	3	.200		0	0-0
5	Corrado, AJ	18	1	542	1	1	3	9	.111	4	.444		0	0-0
22	Sendejas, Chris	6	0	172	1	1	3	6	.167	2	.333		0	0-0
19	Still, Adam	20	20	1808	1	1	3	2	.500	2	1.000		0	0-0
3	Kalis, Ian	20	20	1815	0	3	3	10	.000	2	.200		0	0-0
2	Hickey, Payton	20	5	866	0	3	3	10	.000	6	.600		0	0-0
12	Hill, Ben	16	1	320	1	0	2	11	.091	7	.636		0	0-0
11	Osorio, Keko	20	20	1573	0	2	2	11	.000	4	.364		0	0-0
00	Hill, Craig	20	20	1866	0	2	2	0	.000	0	.000		0	0-0
20	Rockwell, Max	15	0	409	0	0	0	2	.000	1	.500		0	0-0
7	de Almeida, Diogo	19	18	1638	0	0	0	2	.000	1	.500		0	0-0
24	Milton, Blake	1	0	9	0	0	0	1	.000	1	1.000		0	0-0
30	Cooper, Joe	2	0	12	0	0	0	0	.000	0	.000		0	0-0
25	Ibarra, Jaime	1	0	15	0	0	0	0	.000	0	.000		0	0-0
18	Vasquez, Pana	6	0	81	0	0	0	0	.000	0	.000		0	0-0
15	Rosebaum, Ryan	4	0	34	0	0	0	0	.000	0	.000		0	0-0
	Total	20		-	44	39	127	301	.146	129	.429		16	4-4
	Opponents	20		-	22	17	61	242	.091	106	.438		2	1-1

### Goalkeeper Stats

No.	NAME	GP	GS	MIN	GA	GA AVG	SAVES	SV PCT	W	L	T	SHO/CBO
25	IBARRA, Jaime	1	0	14:36	0	0.00	0	.000	0	0	0	0/0
00	HILL, Craig	20	20	1865:40	22	1.06	78	.780	16	2	2	4/0
TM	TEAM		-	0:00	0	0.00	6	1.000	0	0	0	1/0
	Total	20		1880:16	22	1.05	84	.792	16	2	2	5
	Opponents	20		1880:16	44	2.11	85	.659	2	16	2	0

### Schedule / Attendance

Date	Opponent	Score	Attendance
Sep. 1	Missouri State	WOT2 3-2	105
Sep. 4	Lipscomb	W 3-1	466
Sep. 6	Seattle U	W 3-0	389
Sep. 10	vs SIU-Edwardsville	W 1-0	53
Sep. 12	vs Western Illinois	W 2-1	50
Sep. 17	vs #16 Creighton	WOT2 3-2	300
Sep. 19	at Bradley Braves	W 3-1	859
Sep. 24	at UAB*	W 3-2	1219
Sep. 26	vs Jacksonville	WOT 2-1	103
Oct. 02	at UCF*	L 1-2	1091
Oct. 06	#20 South Carolina*	W 3-1	376
Oct. 10	Marshall*	WOT 2-1	313
Oct. 20	#17 Tulsa*	W 3-2	848
Oct. 23	at Memphis*	W 3-0	613
Oct. 30	Kentucky*	W 2-0	506
Nov. 05	at FIU*	WOT 2-1	314
Nov. 12	vs South Carolina#	L 1-2	0
Nov. 21	#17 Creighton\$	TOT2 2-2	524
Nov. 28	#12 William & Mary\$	W 1-0	677
Dec. 03	at #4 North Carolina\$	TOT2 1-1	1763

\* C-USA Match  
 # C-USA Championship  
 \$ NCAA Championship  
 Home Attendance - Total 4990 - Avg 180

### Goals By Period

Team	1st	2nd	OT1	OT2	Total
SMU	18	21	3	2	44
Opponents	14	8	0	0	22

### Shots By Period

Team	1st	2nd	OT1	OT2	Total
SMU	122	155	20	4	301
Opponents	92	131	5	14	242

### Saves By Period

Team	1st	2nd	OT1	OT2	Total
SMU	33	45	2	4	84
Opponents	35	43	7	0	85

### Corners By Period

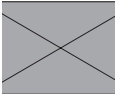
Team	1st	2nd	OT1	OT2	Total
SMU	36	52	2	0	90
Opponents	35	42	3	5	85

### Fouls By Period

Team	1st	2nd	OT1	OT2	Total
SMU	97	134	6	3	240
Opponents	114	101	8	2	225

### Team Statistics

Statistic	SMU	OPP
Goals-Shot attempts	44-301	22-242
Goals scored per game	2.20	1.10
Shot pct.	.146	.091
Shots on goal-Attempts	129-301	106-242
SOG pct.	.429	.438
Shots/Game	15.1	12.1
Assists	39	17
Total Goals	44	22
Penalty	4	1
Unassisted	5	5
Overtime	7	7
Goals scored average	2.20	1.10
Corner kicks	90	85
Penalty kicks	4-4	1-1
Yellow cards	19	36
Red cards	2	2
ATTENDANCE		
Total	4204	5859
Dates/Avg Per Date	9/467	6/976
Neutral Site #/Avg	5/101	-



## 2011 Stats - Tim McClements / C-USA

Overall				Home				Away				Neutral				Conference				Home				Away				Neutral											
W	L	T	PCT	W	L	T	PCT	W	L	T	PCT	W	L	T	PCT	W	L	T	PCT	W	L	T	PCT	W	L	T	PCT	W	L	T	PCT	W	L	T	PCT	W	L	T	PCT
13	7	1	0.642	4	4	0	0.500	5	1	1	0.785	4	2	0	0.666	4	3	1	0.562	2	2	0	0.500	2	1	1	0.525	0	0	0	0.000								

### Season Stats

No.	NAME	GP	GS	Min	G	A	PTS	SH	SH%	SOG	SOG%	YC-RC	GWG	PK-ATT
10	Ivo, Arthur	20	18	1572	10	10	30	79	.127	35	.443	4	4	3-3
16	Castillo, Juan	17	16	1283	5	3	13	48	.104	24	.500	3	3	0-0
21	Engel, Tyler	20	10	1032	4	3	11	13	.308	5	.385	1	1	0-0
7	de Almeida, Diogo	20	20	1850	4	0	8	16	.250	6	.375	2	2	0-0
12	Hill, Ben	18	5	585	3	1	7	19	.158	11	.579	2	2	0-0
8	Rosales, Damian	21	15	1148	2	2	6	14	.143	10	.714	1	1	0-0
14	Simmons, Aaron	21	21	1931	2	2	6	7	.286	5	.714	0	0	0-0
11	Barnes, Zach	19	17	1511	1	2	4	30	.033	9	.300	0	0	0-0
3	Kalis, Ian	20	20	1648	1	2	4	8	.125	2	.250	0	0	0-0
17	Derschang, Robbie	17	15	1157	1	1	3	31	.032	14	.452	0	0	0-0
5	Kumeh, Emmet	9	3	272	1	0	2	3	.333	1	.333	0	0	0-0
23	Nelson, TJ	21	21	1874	0	2	2	14	.000	8	.571	0	0	0-1
19	Still, Adam	18	18	1646	0	2	2	7	.000	0	.000	0	0	0-0
30	Cooper, Joe	6	0	102	0	1	1	1	.000	0	.000	0	0	0-0
2	Hickey, Payton	21	6	1026	0	0	0	10	.000	3	.300	0	0	0-0
18	Aranda, Edu	12	0	203	0	0	0	4	.000	1	.250	0	0	0-0
20	Rockwell, Max	10	3	378	0	0	0	3	.000	1	.333	0	0	0-0
15	Rosenbaum, Ryan	5	1	211	0	0	0	1	.000	0	.000	0	0	0-0
6	Bergen, Chance	3	0	75	0	0	0	1	.000	1	1.000	0	0	0-0
22	Sendejas, Chris	1	0	17	0	0	0	0	.000	0	.000	0	0	0-0
13	Ibarra, Jaime	20	20	1798	0	0	0	0	.000	0	.000	0	0	0-0
1	Cook, Devin	2	1	107	0	0	0	0	.000	0	.000	0	0	0-0
	Total	21		-	34	31	99	309	.110	136	.440	13	3-4	
	Opponents	21		-	27	22	76	276	.098	119	.431	6	1-1	

### Goalkeeper Stats

No.	NAME	GP	GS	MIN	GA	GA AVG	SAVES	SV PCT	W	L	T	SHO/CBO
0	Robles, Juan	1	0	45:00	0	0.00	0	.000	0	0	0	0/0
13	Ibarra, Jaime	20	20	1798:24	23	1.15	86	.789	13	6	1	5/0
1	Cook, Devin	2	1	106:26	4	3.38	2	.333	0	1	0	0/0
TM	TEAM	-	-	0:00	0	0.00	4	1.000	0	0	0	0/0
	Total	21		1949:50	27	1.25	92	.773	13	7	1	5

### Schedule / Attendance

Date	Opponent	Score	Attendance
Aug. 27	#13 W&M	L 2-3	459
Sep. 02	vs NC State	LOT 0-1	403
Sep. 04	at Duke	WOT 1-0	472
Sep. 09	vs Oakland	W 4-1	103
Sep. 11	vs #3 Connecticut	L 0-1	122
Sep. 16	Dartmouth	WOT 2-1	313
Sep. 23	at CSUN	W 1-0	414
Sep. 25	at #18 UCLA	W 2-1	575
Oct. 01	#14 UCF*	L 2-4	1567
Oct. 05	at Tulsa*	W 2-1	550
Oct. 08	at Marshall*	TOT2 1-1	1173
Oct. 12	at South Carolina*	WOT2 3-2	1170
Oct. 16	FIU*	WOT 2-1	501
Oct. 21	MSU	W 1-0	246
Oct. 26	UAB*	L 0-1	523
Oct. 30	at Kentucky*	L 0-2	505
Nov. 04	Memphis*	W 2-1	491
Nov. 09	vs Marshall#	W 4-3	40
Nov. 11	vs South Carolina#	W 1-0	104
Nov. 13	vs #17 UAB#	W 2-0	311
Nov. 20	#10 Akron \$	L 2-3	890

\* C-USA Match  
 # C-USA Championship  
 \$ NCAA Championship  
 Home Attendance - Total 4990 - Avg 180

### Goals By Period

Team	1st	2nd	OT1	OT2	Total
SMU	15	15	3	1	34
Opponents	14	12	1	0	27

### Shots By Period

Team	1st	2nd	OT1	OT2	Total
SMU	138	155	13	3	309
Opponents	116	149	9	2	276

### Saves By Period

Team	1st	2nd	OT1	OT2	Total
SMU	36	52	3	1	92
Opponents	46	49	5	2	102

### Corners By Period

Team	1st	2nd	OT1	OT2	Total
SMU	48	56	5	0	109
Opponents	38	50	4	0	92

### Fouls By Period

Team	1st	2nd	OT1	OT2	Total
SMU	108	128	2	0	238
Opponents	117	114	3	3	237

### Team Statistics

Statistic	SMU	OPP
Goals-Shot attempts	34-309	27-276
Goals scored per game	1.62	1.29
Shot pct.	.110	.098
Shots on goal-Attempts	136-309	119-276
SOG pct.	.440	.431
Shots/Game	14.7	13.1
Assists	31	22
Total Goals	34	27
Penalty	3	4
Unassisted	1	1
Overtime	6	6
Goals scored average	1.62	1.29
Corner kicks	109	92
Penalty kicks	3-4	1-1
Yellow cards	18	34
Red cards	2	3
ATTENDANCE		
Total	4990	4859
Dates/Avg Per Date	8/624	7/694
Neutral Site #/Avg	6/180	-

## 2012 Stats - Tim McClements / C-USA

Overall				Home			Away			Neutral			Conference			Home			Away			Neutral									
W	L	T	PCT	W	L	T	PCT	W	L	T	PCT	W	L	T	PCT	W	L	T	PCT	W	L	T	PCT	W	L	T	PCT	W	L	T	PCT
10	5	5	0.625	6	0	4	0.800	4	2	0	0.666	0	3	1	0.125	6	2	0	0.750	4	0	0	1.000	2	2	0	0.500	0	0	0	0.000

### Season Stats

No.	NAME	GP	GS	Min	G	A	PTS	SH	SH%	SOG	SOG%	YC-RC	GWG	PK-ATT
10	Engel, Tyler	18	17	1216	8	7	23	33	.242	15	.455	4-0	5	2-3
8	Morales, Andrew	19	19	1667	4	4	12	32	.125	12	.375	2-1	1	2-2
12	Hill, Ben	20	10	814	3	2	8	27	.111	12	.444	1-0	1	0-0
11	Puskarich, Eddie	16	10	827	3	1	7	22	.136	8	.364	1-0	0	0-0
16	Castillo, Juan	12	6	609	2	3	7	24	.083	8	.333	0-0	0	0-0
24	Vazquez, Leobardo	16	4	457	2	1	5	7	.286	2	.286	0-0	1	0-0
2	Lee, Brenden	20	8	1128	1	1	3	11	.091	1	.091	1-0	1	0-0
7	Rosales, Damian	18	17	1609	0	3	3	8	.000	3	.375	1-0	0	0-0
14	Simmons, Aaron	20	20	1920	1	0	2	8	.125	3	.375	3-0	1	0-0
27	Gandarilla, Jacob	8	0	105	1	0	2	1	1.000	1	1.000	0-0	0	0-0
21	Schrack, Derek	16	3	458	0	2	2	13	.000	3	.231	1-0	0	0-0
4	Smith, Will	19	4	626	0	1	1	11	.000	4	.364	1-0	0	0-0
3	Lujano, John	20	17	1643	0	1	1	8	.000	2	.250	1-0	0	0-0
15	Rosenbaum, Ryan	9	2	281	0	1	1	0	.000	0	.000	0-0	0	0-0
23	Nelson, TJ	19	18	1674	0	0	0	15	.000	6	.400	2-1	0	0-0
6	Ponce, Amaury	15	14	1192	0	0	0	5	.000	3	.600	1-0	0	0-0
20	Rockwell, Max	18	11	766	0	0	0	4	.000	0	.000	0-0	0	0-0
5	King, Michael	19	19	1792	0	0	0	4	.000	3	.750	3-0	0	0-0
22	Sendejas, Chris	10	0	268	0	0	0	1	.000	0	.000	0-0	0	0-0
18	Aranda, Edu	9	0	91	0	0	0	1	.000	0	.000	0-0	0	0-0
26	Schauder, Dylan	1	0	12	0	0	0	0	.000	0	.000	0-0	0	0-0
13	Ibarra, Jaime	20	20	1920	0	0	0	0	.000	0	.000	2-0	0	0-0
	Total	20	-	-	25	27	77	235	.106	86	.366	24-2	10	4-5
	Opponents	20	-	-	24	20	68	301	.080	127	.422	23-4	5	1-3

### Goalkeeper Stats

No.	NAME	GP	GS	MIN	GA	GA AVG	SAVES	SV PCT	W	L	T	SHO/CBO	SF
13	Ibarra, Jaime	20	20	1920:33	24	1.12	99	.805	10	5	5	6.0	
TM	Team	-	-	0:00	0	0.00	4	1.000	0	0	0	0.0	
	Total	-	-	1920:33	24	1.12	103	.811	10	5	5	6	
	Opponents	20	-	1920:33	25	1.17	61	.709	5	10	5	3	

### Schedule / Attendance

Date	Opponent	Score	Attendance
Aug. 24	Campbell	TOT2 1-1	663
Aug. 31	vs #4 USF!	L 0-1	95
Sep. 02	vs #3 New Mexico!	L 1-3	55
Sep. 07	at Dartmouth	W 2-1	1915
Sep. 09	at Harvard	WOT2 3-2	295
Sep. 14	Oakland@	WOT 1-0	245
Sep. 16	UC Davis@	W 1-0	184
Sep. 20	CSU Bakersfield	TOT2 1-1	186
Sep. 24	South Carolina*	W 2-1	638
Sep. 29	at #23 UAB*	W 1-0	665
Oct. 03	#20 Tulsa*	W 1-0	498
Oct. 06	Kentucky*	W 2-0	515
Oct. 14	at UCF*	L 0-1	302
Oct. 17	at FIU*	W 3-2	354
Oct. 21	Missouri State	TOT2 1-1	288
Oct. 28	Marshall*	WOT 1-0	217
Nov. 02	at Memphis*	L 1-2	1017
Nov. 09	vs Kentucky#	TOT3 2-2	0
Nov. 11	vs Tulsa#	L 0-5	251
Nov. 15	Winthrop\$	TOT2 1-1	456

\* C-USA Match

# C-USA Championship

\$ NCAA Championship

Home Attendance - Total 3890 - Avg 389

### Goals By Period

Team	1st	2nd	OT1	OT2	Total
SMU	9	13	2	1	25
Opponents	8	16	0	0	24

### Shots By Period

Team	1st	2nd	OT1	OT2	Total
SMU	104	108	13	10	235
Opponents	135	146	5	15	301

### Saves By Period

Team	1st	2nd	OT1	OT2	Total
SMU	37	60	2	4	103
Opponents	27	27	3	4	61

### Corners By Period

Team	1st	2nd	OT1	OT2	Total
SMU	48	41	2	4	95
Opponents	44	54	3	3	104

### Fouls By Period

Team	1st	2nd	OT1	OT2	Total
SMU	99	120	6	7	232
Opponents	96	108	9	11	224

### Team Statistics

Statistic	SMU	OPP
Goals-Shot attempts	25-235	24-301
Goals scored per game	1.25	1.20
Shot pct.	.106	.080
Shots on goal-Attempts	86-235	127-301
SOG pct.	.366	.422
Shots/Game	11.8	15.1
Assists	27	20
Total Goals	25	24
Penalty	4	5
Unassisted	-	4
Overtime	8	8
Goals scored average	1.25	1.20
Corner kicks	95	104
Penalty kicks	4-5	1-3
Yellow cards	24	23
Red cards	2	4
ATTENDANCE		
Total	3890	4548
Dates/Avg Per Date	10/389	6/758
Neutral Site #/Avg	4/100	-

## 2013 Stats - Tim McClements / C-USA

Overall				Home				Away				Neutral				Conference				Home				Away				Neutral							
W	L	T	PCT	W	L	T	PCT	W	L	T	PCT	W	L	T	PCT	W	L	T	PCT	W	L	T	PCT	W	L	T	PCT	W	L	T	PCT	W	L	T	PCT
3	12	2	0.235	1	3	2	0.333	2	6	0	0.333	0	3	0	0.000	2	4	2	0.375	0	2	2	.250	2	2	0	0.500	0	0	0	0.000				

### Season Stats

No.	NAME	GP	GS	Min	G	A	PTS	SH	SH%	SOG	SOG%	YC-RC	GWG	PK-ATT
10	Morales, Andrew	17	12	980	4	1	9	28	.143	11	.393	0-0	0	0-0
28	Koroma, Alfred	17	10	1166	4	0	8	40	.100	20	.500	4-0	2	1-1
19	Vazquez, Leobardo	15	3	620	3	0	6	18	.167	8	.444	0-0	1	0-0
11	Puskarich, Eddie	17	13	884	1	2	4	23	.043	10	.435	0-0	0	0-0
17	Lee, Brenden	17	1	531	1	1	3	7	.143	4	.571	3-0	0	0-0
26	Nembhard, Deshawon	17	13	1225	0	3	3	5	.000	2	.400	1-0	0	0-0
4	Smith, Will	16	9	467	0	2	2	11	.000	4	.364	1-0	0	0-0
7	Rosales, Damian	17	17	1439	0	2	2	9	.000	3	.333	0-0	0	0-0
3	Lujano, John	17	17	1508	0	1	1	14	.000	5	.357	4-0	0	0-0
5	King, Michael	15	15	1352	0	1	1	6	.000	3	.500	5-1	0	0-0
16	Castillo, Juan	5	5	357	0	0	0	13	.000	3	.231	0-0	0	0-0
8	Carrizales, Marco	17	9	1044	0	0	0	11	.000	2	.182	1-0	0	0-0
23	Hcikey, Brody	17	2	626	0	0	0	10	.000	1	.100	0-0	0	0-0
20	Rockwell, Max	16	15	781	0	0	0	10	.000	3	.300	1-1	0	0-0
24	Speed, Jacob	17	16	1446	0	0	0	2	.000	0	.000	2-0	0	0-0
21	Garcia, Stanton	9	0	122	0	0	0	1	.000	0	.000	0-0	0	0-0
15	Brown, Ryan	7	1	141	0	0	0	0	.000	0	.000	0-0	0	0-0
13	Ibarra, Jaime	17	17	1559	0	0	0	0	.000	0	.000	2-0	0	0-0
6	Ponce, Amaury	6	4	282	0	0	0	0	.000	0	.000	0-0	0	0-0
2	Zabasajja, Jonathan	13	8	840	0	0	0	0	.000	0	.000	0-0	0	0-0
0	Underwood, Caleb	1	0	25	0	0	0	0	.000	0	.000	0-0	0	0-0
	Total	17	-	-	13	13	39	208	.062	79	.380	24-2	3	1-1
	Opponents	17	-	-	30	24	84	219	.137	92	.420	24-2	12	1-1

### Goalkeeper Stats

No.	NAME	GP	GS	MIN	GA	GA AVG	SAVES	SV PCT	W	L	T	SHO/CBO	SF
0	UNDERWOOD, Caleb	1	0	25:11	0	0.00	2	1.000	0	0	0	0/0	
13	IBARRA, Jaime	17	17	1558:57	30	1.73	59	.663	3	12	2	2/0	
	TM TEAM	-	-	0:00	0	0.00	1	1.000	0	0	0	0/0	
	Total	17	-	1584:08	30	1.70	62	.674	3	12	2	2	
	Opponents	17	-	1584:08	13	0.74	66	.835	12	3	2	8	

### Schedule / Attendance

Date	Opponent	Score	Attendance
Aug. 30	at #1 Indiana	L 1-2	3142
Sep. 1	vs #7 Notre Dame	L 1-2	0
Sep. 6	vs SIU-Edwardsville	L 0-1	55
Sep. 8	vs Ohio State	L 0-1	56
Sep. 13	HARTWICK	W 2-1	550
Sep. 15	UMKC	L 0-1	231
Sep. 20	at Rutgers*	W 1-0	1074
Sep. 27	at #5 Washington	LOT2 1-2	614
Sep. 29	at Portland	L 0-3	309
Oct. 6	#17 LOUISVILLE*	L 0-2	391
Oct. 9	TEMPLE*	TOT2 1-1	206
Oct. 12	at Cincinnati*	W 3-1	487
Oct. 19	UCF*	TOT2 0-0	475
Oct. 23	at Memphis*	L 2-3	693
Oct. 26	at USF*	L 1-4	1043
Nov. 2	#20 UCONN*	L 0-1	488
Nov. 9	at #14 UCONN#	L 0-5	4109

\* C-USA Match  
 # C-USA Championship  
 \$ NCAA Championship  
 Home Attendance - Total 2341 - Avg 390

### Goals By Period

Team	1st	2nd	OT1	OT2	Total
SMU	5	8	0	0	13
Opponents	13	16	0	1	30

### Shots By Period

Team	1st	2nd	OT1	OT2	Total
SMU	87	112	6	3	208
Opponents	84	124	4	6	218

### Saves By Period

Team	1st	2nd	OT1	OT2	Total
SMU	25	33	3	1	62
Opponents	35	28	3	0	66

### Corners By Period

Team	1st	2nd	OT1	OT2	Total
SMU	31	41	2	1	75
Opponents	34	46	5	1	86

### Fouls By Period

Team	1st	2nd	OT1	OT2	Total
SMU	92	90	3	0	185
Opponents	90	103	2	1	196

### Team Statistics

Statistic	SMU	OPP
Goals-Shot attempts	13-208	30-219
Goals scored per game	0.76	1.76
Shot pct.	.062	.137
Shots on goal-Attempts	79-208	92-219
SOG pct.	.380	.420
Shots/Game	12.2	12.9
Assists	13	24
Total Goals	13	30
Penalty	1	1
Unassisted	0	6
Overtime	3	3
Goals scored average	0.76	1.76
Corner kicks	75	86
Penalty kicks	1-1	1-1
Yellow cards	24	24
Red cards	2	2
ATTENDANCE		
Total	2341	11471
Dates/Avg Per Date	6/390	8/1434
Neutral Site #/Avg	3/37	-

## 2014 Stats - Tim McClements / AAC

Overall			Home			Away			Neutral			Conference			Home			Away			Neutral										
W	L	T	PCT	W	L	T	PCT	W	L	T	PCT	W	L	T	PCT	W	L	T	PCT	W	L	T	PCT	W	L	T	PCT	W	L	T	PCT
10	6	2	0.611	9	1	1	0.863	1	4	1	0.250	0	1	0	0.000	4	2	2	0.624	3	0	1	.375	1	2	1	0.375	0	0	0	0.000

### Season Stats

No.	NAME	GP	GS	Min	G	A	PTS	SH	SH%	SOG	SOG%	YC-RC	GWG	PK-ATT
11	Camara, Idrissa	18	18	1134	7	1	15	43	.163	27	.628	3-0	3	0-0
7	Rosales, Damian	15	4	861	6	2	14	24	.250	11	.458	0-0	0	0-0
3	Lujano, John	18	18	1610	4	2	10	10	.400	6	.600	3-0	1	4-4
21	Garcia, Stanton	18	16	1083	3	3	9	18	.167	9	.500	0-0	0	0-0
22	Clark, Bryce	18	18	1609	2	5	9	17	.118	9	.529	3-0	1	0-0
28	Cichero, Mauro	17	17	1260	2	4	8	46	.043	16	.348	5-0	2	0-0
6	Rice, Jared	18	18	1586	0	8	8	3	.000	2	.667	1-0	0	0-0
10	Morales, Andrew	17	3	676	2	6	18	18	.111	8	.444	2-0	0	1-1
25	Joseph, Benjamin	17	2	553	2	0	4	12	.167	7	.583	1-0	1	0-0
30	Jeffries, Anthony	18	16	1204	2	0	4	6	.333	3	.500	0-0	0	0-0
4	Smith, Will	7	0	84	2	0	4	4	.500	3	.750	0-0	0	0-0
27	Yassine, Abdul	18	12	820	1	2	4	15	.067	7	.467	0-0	1	0-0
15	Habecker, Colten	18	0	572	1	1	3	11	.091	6	.545	1-0	1	0-0
2	Cano, Jordan	17	17	1553	1	0	2	8	.125	3	.375	1-0	0	0-0
20	McQuaid, Danny	2	0	30	0	1	1	1	.000	0	.000	0-0	0	0-0
16	Welch, Garrett	17	16	1369	0	0	0	3	.000	0	.000	1-0	0	0-0
8	Carrizales, Marco	7	2	196	0	0	0	2	.000	1	.500	1-0	0	0-0
24	Speed, Jacob	7	3	362	0	0	0	0	.000	0	.000	1-1	0	0-0
18	Aranda, Edu	4	0	26	0	0	0	0	.000	0	.000	0-0	0	0-0
17	Lee, Brenden	3	0	65	0	0	0	0	.000	0	.000	0-0	0	0-0
13	Ruiz, Nick	1	0	15	0	0	0	0	.000	0	.000	0-0	0	0-0
12	Petrucelli, Nicholas	1	0	23	0	0	0	0	.000	0	.000	0-0	0	0-0
1	Nelson, Michael	18	1	1655	0	0	0	0	.000	0	.000	0-0	0	0-0
	Total	18	-	-	35	31	101	241	.145	118	.490	23-1	10	5-5
	Opponents	18	-	-	18	17	53	181	.099	77	.425	30-2	6	0-0

### Goalkeeper Stats

No.	NAME	GP	GS	MIN	GA	GA AVG	SAVES	SV PCT	W	L	T	SHO/CBO	SF
13	RUIZ, Nick	1	0	14:23	0	0.00	0	.000	0	0	0	0/1	
1	NELSON, Michael	18	18	1655:18	18	0.98	59	.766	10	6	2	5/1	
TM	TEAM	-	-	0:00	0	0.00	0	.000	0	0	0	1/0	
	Total	18	-	1669:41	18	0.97	59	.766	10	6	2	6	
	Opponents	18	-	1669:41	35	1.89	83	.703	6	10	2	5	

### Schedule / Attendance

Date	Opponent	Score	Attendance
Aug. 29	at #10 Michigan State	L 0-1	525
Aug. 31	at Michigan	L 0-3	1348
Sep. 05	Duke	W 3-1	1447
Sep. 12	Missouri State	L 0-1	341
Sep. 14	Stony Brook	W 3-1	292
Sep. 19	Oral Roberts	W 2-0	362
Sep. 26	Tulsa*	W 4-2	994
Oct. 01	Northern Illinois	W 2-0	281
Oct. 04	at UCF*	TOT2 1-1	310
Oct. 08	Memphis*	W 2-0	354
Oct. 11	at Temple University*	WOT 2-1	188
Oct. 15	Central Arkansas	W 7-0	369
Oct. 18	#24 USF*	TOT2 2-2	672
Oct. 22	at Tulsa *	L 0-1	702
Oct. 25	at UCONN*	L 1-2	3643
Nov. 01	Cincinnati*	W 2-0	893
Nov. 08	UCF#	W 4-0	767
Nov. 14	vs #2 Tulsa#	L 0-2	4323

\* AAC Match  
 # AAC Championship  
 \$ NCAA Championship  
 Home Attendance - Total 6772 - Avg 616

### Goals By Period

Team	1st	2nd	OT1	OT2	Total
SMU	18	17	1	0	36
Opponents	7	10	0	0	17

### Shots By Period

Team	1st	2nd	OT1	OT2	Total
SMU	103	128	6	2	239
Opponents	75	94	3	2	174

### Saves By Period

Team	1st	2nd	OT1	OT2	Total
SMU	22	33	1	0	56
Opponents	35	45	3	2	85

### Corners By Period

Team	1st	2nd	OT1	OT2	Total
SMU	43	50	3	2	98
Opponents	42	42	1	0	85

### Fouls By Period

Team	1st	2nd	OT1	OT2	Total
SMU	105	114	1	3	223
Opponents	98	109	2	4	213

### Team Statistics

Statistic	SMU	OPP
Goals-Shot attempts	35-241	18-181
Goals scored per game	1.94	1.00
Shot pct.	.145	.099
Shots on goal-Attempts	118-241	77-181
SOG pct.	.490	.425
Shots/Game	13.4	10.1
Assists	31	17
Total Goals	35	18
Penalty	5	0
Unassisted	4	1
Overtime	3	3
Goals scored average	1.94	1.00
Corner Kicks	91	90
Penalty Kicks	5-5	0-0
Fouls	231	212
Yellow cards	23	30
Red cards	1	2
Attendance		
Total	6772	6716
Dates/Avg Per Date	11/616	6/1119
Neutral Site #/Avg	1/4323	-

## 2015 Stats - HC Kevin Hudson / AAC

Overall				Home			Away			Neutral			Conference			Home			Away			Neutral									
W	L	T	PCT	W	L	T	PCT	W	L	T	PCT	W	L	T	PCT	W	L	T	PCT	W	L	T	PCT	W	L	T	PCT	W	L	T	PCT
15	3	4	0.773	11	2	1	0.821	4	1	2	0.714	0	0	1	0.500	7	0	1	0.938	4	0	0	1.000	3	0	1	0.750	0	0	0	0.000

### Season Stats

No.	NAME	GP	GS	Min	G	A	PTS	SH	SH%	SOG	SOG%	YC-RC	GWG	PK-ATT
14	Cichero, Mauro	20	20	1661	10	9	29	68	0.147	28	0.412	5-0	3	0-0
17	Lee, Brenden	21	19	1285	6	4	16	31	0.194	16	0.516	3-0	2	0-0
21	Garcia, Stanton	21	20	1346	6	2	14	25	0.240	9	0.360	0-0	3	0-0
11	Camara, Idrissa	21	4	904	5	2	12	31	0.161	16	0.516	4-0	1	0-0
19	Cuello, Emil	20	1	962	3	4	10	35	0.086	15	0.429	3-1	3	0-0
6	Rice, Jared	21	21	1954	0	10	10	10	0.000	6	0.600	4-0	0	0-0
28	Boorom, Christian	21	16	1040	4	1	9	24	0.167	9	0.375	2-0	2	0-0
22	Clark, Bryce	20	20	1899	1	4	6	19	0.053	10	0.526	3-0	0	0-0
3	Lujano, John	21	21	1941	1	3	5	6	0.167	3	0.500	3-0	0	1-2
6	Dee, Geoffrey	1	1	102	1	1	3	5	0.200	1	0.200	0-0	0	1-1
30	Meinecke, Kevin	14	0	392	0	3	3	3	0.000	1	0.333	2-1	0	0-0
8	Smith, Caleb	21	15	1263	1	1	3	19	0.053	5	0.263	0-0	1	0-0
22	Bourgeois, Bradley	1	1	110	1	0	2	2	0.500	1	0.500	0-0	0	0-0
2	Cano, Jordan	20	20	1890	0	2	2	4	0.000	3	0.750	2-0	0	0-0
24	Speed, Jacob	21	21	1867	0	2	2	7	0.000	3	0.429	2-0	0	0-0
8	Alexander, Dillon	1	0	9	0	0	0	0	0.000	0	0.000	0-0	0	0-0
7	Curtis, Taylor	20	0	455	0	0	0	8	0.000	1	0.125	2-0	0	0-0
13	Drackett, Cameron	1	0	12	0	0	0	0	0.000	0	0.000	0-0	0	0-0
16	Duit, Kay	1	1	88	0	0	0	0	0.000	0	0.000	0-0	0	0-0
2	Duncan, Quinton	1	0	64	0	0	0	0	0.000	0	0.000	0-0	0	0-0
21	Gerteisen, Kurt	1	0	0	0	0	0	0	0.000	0	0.000	0-0	0	0-0
17	Jackson, Zach	1	0	49	0	0	0	1	0.000	0	0.000	0-0	0	0-0
10	Jeffries, Anthony	9	9	510	0	0	0	8	0.000	2	0.250	0-0	0	0-0
5	King, Michael	12	1	368	0	0	0	2	0.000	0	0.000	2-0	0	0-0
1	McGuire, Jake	1	1	110	0	0	0	0	0.000	0	0.000	0-0	0	0-0
20	McQuaid, Danny	1	1	70	0	0	0	0	0.000	0	0.000	0-0	0	0-0
18	Mitrik, Michael	1	0	41	0	0	0	1	0.000	1	1.000	0-0	0	0-0
11	Nchanji, Lesley	1	1	90	0	0	0	1	0.000	0	0.000	0-0	0	0-0
1	Nelson, Michael	21	21	1989	0	0	0	0	0.000	0	0.000	0-0	0	0-0
4	Poppen, Cole	1	1	110	0	0	0	2	0.000	1	0.500	0-0	0	0-0
14	Raranje, Munashe	1	1	43	0	0	0	1	0.000	0	0.000	0-0	0	0-0
15	Rocha, Rollie	1	1	46	0	0	0	0	0.000	0	0.000	0-0	0	0-0
13	Ruiz, Nick	1	0	11	0	0	0	0	0.000	0	0.000	0-0	0	0-0
25	Saari, Ray	1	1	81	0	0	0	2	0.000	0	0.000	0-0	0	0-0
10	Sanchez, Juan	1	1	101	0	0	0	5	0.000	2	0.400	0-0	0	0-0
5	Speed, Jordan	1	0	45	0	0	0	1	0.000	1	1.000	0-0	0	0-0
23	Stavrou, Zack	1	1	110	0	0	0	0	0.000	0	0.000	0-0	0	0-0
7	Velasquez, Miguel	1	0	30	0	0	0	0	0.000	0	0.000	0-0	0	0-0
4	Welch, Garrett	2	1	99	0	0	0	1	0.000	1	1.000	0-0	0	0-0
TM	Team	1	0	0	1	0	2	0	0.000	1	0.000	0-0	0	0-0
Total		22	-	23147	40	48	128	322	0.124	136	0.422	37-3	15	2-3
Opponent		22	-	23036	23	16	62	295	0.078	116	0.393	24-2	3	4-5

### Goalkeeper Stats

No.	NAME	GP	GS	MIN	GA	GA AVG	SAVES	SV PCT	W	L	T	SHO/CBO	SF
1	Nelson, Michael	22	22	2098:20	23	0.99	90	.796	15	3	3	9/0	
Total		22	-	2098:20	23	0.99	95	.805	15	3	3	9	
Opponents		22	-	2098:20	40	1.72	94	.701	3	15	3	1	

### Schedule / Attendance

Date	Opponent	Score	Attendance
Aug. 28	SAC	W 2-0	812
Aug. 30	UIC	W 2-1	707
Sep. 06	at Harvard	TOT2 2-2	187
Sep. 04	at Boston College	L 2-4	764
Sep. 10	Portland	TOT2 0-0	369
Sep. 13	#13 Stanford	LOT2 2-3	665
Sep. 17	Houston Baptist	W 3-1	288
Sep. 20	UC Irvine	W 2-0	388
Sep. 26	at Tulsa*	W 1-0	561
Sep. 29	Oral Roberts	W 2-1	396
Oct. 2	UCF*	W 2-1	386
Oct. 07	at Memphis*	W 3-1	512
Oct. 10	UCONN*	W 1-0	478
Oct. 17	at Cincinnati*	WOT2 1-0	903
Oct. 21	Tulsa*	W 3-2	712
Oct. 24	at #13 USF*	TOT2 2-2	801
Oct. 31	Temple*	W 2-0	718
Nov. 07	#8 Cincinnati#	W 2-1	588
Nov. 13	vs #4 Tulsa#	TOT2 2-2	0
Nov. 19	Utah Valley\$	W 2-0	555
Nov. 22	at #13 Denver\$	WOT 1-0	013
Nov. 29	at #3 Akron\$	L 1-2	2280

\* AAC Match

# AAC Championship

\$ NCAA Championship

### Goals By Period

Team	1st	2nd	OT1	OT2	Total
SMU	18	20	1	1	40
Opponents	10	12	0	1	23

### Shots By Period

Team	1st	2nd	OT1	OT2	Total
SMU	165	131	9	6	311
Opponents	135	146	16	9	306

### Saves By Period

Team	1st	2nd	OT1	OT2	Total
SMU	39	50	3	3	95
Opponents	49	42	3	0	94

### Corners By Period

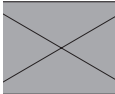
Team	1st	2nd	OT1	OT2	Total
SMU	57	43	4	6	110
Opponents	69	67	3	5	144

### Fouls By Period

Team	1st	2nd	OT1	OT2	Total
SMU	114	122	8	5	249
Opponents	101	102	10	8	221

### Team Statistics

Statistic	SMU	OPP
Goals-Shot attempts	40-311	23-306
Goals scored per game	1.82	1.05
Shot pct.	.129	.075
Shots on goal-Attempts	134-311	118-306
SOG pct.	.431	.386
Shots/Game	14.1	13.9
Assists	47	17
Total Goals	40	23
Penalty	2	3
Unassisted	-	-
Overtime	7	-
Goals scored average	1.81	1.04
Corner Kicks	110	144
Penalty Kicks	2-3	4-5
Offsides	27	19
Fouls	249	221
Yellow cards	38	23
Red cards	3	2
ATTENDANCE		
Total	7062	7021
Dates/Avg Per Date	13/543	8/878
Neutral Site #/Avg	1/0	-



## 2016 Stats - HC Kevin Hudson / AAC

Overall				Home				Away				Neutral				Conference				Home				Away				Neutral							
W	L	T	PCT	W	L	T	PCT	W	L	T	PCT	W	L	T	PCT	W	L	T	PCT	W	L	T	PCT	W	L	T	PCT	W	L	T	PCT	W	L	T	PCT
6	9	1	0.406	5	6	0	0.875	1	3	1	0.300	0	0	0	0.000	2	4	1	0.357	1	3	0	.250	1	1	1	0.500	0	0	0	0.000				

### Season Stats

No.	NAME	GP	GS	Min	G	A	PTS	SH	SH%	SOG	SOG%	YC-RC	GWG	PK-ATT
30	McLaughlin, Garrett	16	12	989	4	3	11	21	0.190	12	0.571	2-0	1	0-0
14	Cichero, Mauro	15	14	1224	3	1	7	44	0.068	17	0.386	4-1	1	1-1
25	Lee, Brenden	11	6	643	3	0	6	19	0.158	8	0.421	3-0	1	0-0
11	Boorum, Christian	16	9	695	2	1	5	14	0.143	5	0.357	1-0	0	0-0
19	Cuello, Emil	16	11	925	2	1	5	25	0.080	7	0.280	4-0	1	0-0
2	Cano, Jordan	16	15	1341	2	0	4	9	0.222	5	0.556	0-0	1	0-0
22	Clark, Bryce	16	16	1427	0	4	4	10	0.000	3	0.300	4-0	0	0-0
34	Munjoma, Eddie	13	12	1149	0	4	4	5	0.000	0	0.000	2-0	0	0-0
7	Curtis, Taylor	13	8	700	1	1	3	8	0.125	1	0.125	2-0	0	0-0
31	Williams jr, Dj	10	0	244	1	1	3	4	0.250	2	0.500	0-0	0	0-0
15	Habecker, Colten	13	7	472	1	0	2	4	0.250	1	0.250	1-0	0	0-0
8	Smith, Caleb	11	5	523	1	0	2	5	0.200	2	0.400	0-0	1	0-0
21	Garcia, Stanton	16	8	668	0	1	1	11	0.000	4	0.364	1-0	0	0-0
24	Cohen, Jacob	1	0	0	0	0	0	0	0.000	0	0.000	0-0	0	0-0
23	Guhl, Brandon	8	0	185	0	0	0	1	0.000	0	0.000	0-0	0	0-0
10	Jeffries, A.J.	12	2	552	0	0	0	7	0.000	1	0.143	0-0	0	0-0
5	King, Michael	14	14	1291	0	0	0	1	0.000	1	1.000	2-0	0	0-0
1	Nelson, Michael	15	15	1318	0	0	0	1	0.000	0	0.000	0-0	0	0-0
32	Ponder, Philip	6	3	336	0	0	0	0	0.000	0	0.000	1-0	0	0-0
6	Rice, Jared	12	8	723	0	0	0	2	0.000	1	0.500	1-0	0	0-0
13	Ruiz, Nick	2	1	163	0	0	0	0	0.000	0	0.000	1-0	0	0-0
4	Welch, Garrett	10	8	474	0	0	0	2	0.000	0	0.000	0-0	0	0-0
17	Yasuda, Tosh	7	2	203	0	0	0	1	0.000	0	0.000	0-0	0	0-0
	Total	16	-	16245	20	17	57	194	0.103	70	0.361	29-1	6	1-1

### Goalkeeper Stats

No.	NAME	GP	GS	MIN	GA	GA AVG	SAVES	SV PCT	W	L	T	SHO/CBO	SF
18	Hillyard, Patrick Michael	1	0	10:13	0	0.00	0	0	0	0	0	0/1	1
29	Makela, Grant	1	0	14:59	0	0.00	0	0	0	0	0	0/1	1
1	Nelson, Michael	21	21	1938:21	13	0.60	68	0.840	17	3	1	10/2	198
	Total	21	-	1963:33	13	0.60	69	0.841	17	3	1	12	200
	Opponents	21	-	1963:33	41	1.88	86	0.677				3	280

### Schedule / Attendance

Date	Opponent	Score	Attendance
Aug. 26	Michigan State	L 1-2	781
Aug 29	Incarname Word	W 3-0	604
Sep 02	Western Illinois	W 2-1	642
Sep 04	American	L 1-3	553
Sep 09	at Providence	L 0-1	574
Sep 11	at Brown	L 0-2	303
Sep 16	Santa Clara	L 0-1	1002
Sep 19	#16 Akron	WOT 4-3	442
Sep 24	Tulsa*	L 0-3	1005
Sep 27	Oral Roberts	W 3-1	603
Oct. 1	at UCF*	L 0-1	0
Oct 08	Temple*	L 0-1	631
Oct 15	at Memphis*	W 4-0	488
Oct 23	CIN*	W 1-0	564
Oct 29	USF*	LOT2 0-1	736
Nov 05	at UConn*	TOT2 1-1	4111

\* AAC Match  
 # AAC Championship  
 \$ NCAA Championship  
 Home Attendance - Total 7563 - Avg 688

### Goals By Period

Team	1st	2nd	OT1	OT2	Total
SMU	8	11	1	0	20
Opponents	9	11	0	1	21

### Shots By Period

Team	1st	2nd	OT1	OT2	Total
SMU	86	102	4	2	194
Opponents	71	107	5	4	187

### Saves By Period

Team	1st	2nd	OT1	OT2	Total
SMU	21	41	2	1	65
Opponents	26	23	1	0	50

### Corners By Period

Team	1st	2nd	OT1	OT2	Total
SMU	31	38	1	2	72
Opponents	38	34	3	2	77

### Fouls By Period

Team	1st	2nd	OT1	OT2	Total
SMU	104	100	1	1	206
Opponents	90	96	4	0	190

### Team Statistics

Statistic	SMU	OPP
Goals-Shot attempts	20-194	21-187
Goals scored per game	1.25	1.31
Shot pct.	.103	.112
Shots on goal-Attempts	70-194	86-187
SOG pct.	.361	.460
Shots/Game	12.1	11.7
Assists	17	19
Total Goals	20	21
Penalty	1	1
Unassisted	-	-
Overtime	0	0
Goals scored average	1.25	1.31
Corner kicks	72	77
Penalty kicks	1-1	1-3
Offsides	27	19
Fouls	206	190
Yellow cards	29	18
Red cards	1	2
ATTENDANCE		
Total	7563	5799
Dates/Avg Per Date	11/688	5/1160
Neutral Site #/Avg	0/0	-

## 2017 Stats - HC Kevin Hudson / AAC

Overall				Home			Away			Neutral			Conference			Home			Away			Neutral									
W	L	T	PCT	W	L	T	PCT	W	L	T	PCT	W	L	T	PCT	W	L	T	PCT	W	L	T	PCT	W	L	T	PCT	W	L	T	PCT
17	3	1	0.833	13	0	0	0.875	4	3	1	0.875	0	0	0	0.000	5	1	1	0.785	3	0	0	1.000	2	1	1	0.625	0	0	0	0.000

### Season Stats

No.	NAME	GP	GS	Min	G	A	PTS	SH	SH%	SOG	SOG%	YC-RC	GWG	PK-ATT
7	McLaughlin, Garrett	21	21	1478	14	3	31	49	0.286	37	0.755	0-0	8	0-0
14	Cichero, Mauro	15	15	1161	9	7	25	38	0.237	17	0.447	2-0	4	2-2
2	Cano, Jordan	21	21	1903	3	4	10	19	0.158	5	0.263	1-0	0	0-0
10	Cuello, Emil	18	15	1100	2	5	9	31	0.065	8	0.258	1-0	2	0-0
19	Hernandez, Nicky	19	18	1187	2	4	8	27	0.074	12	0.444	0-0	0	0-0
6	Rice, Jared	20	9	1092	1	6	8	6	0.167	2	0.333	1-0	0	0-0
11	Boorum, Christian	21	7	797	2	1	5	19	0.105	8	0.421	0-0	0	0-0
22	Clark, Bryce	21	21	1664	0	4	4	29	0.000	11	0.379	3-0	0	0-0
31	Williams jr, Dj	21	0	502	2	0	4	15	0.167	7	0.467	0-0	1	0-0
15	Habecker, Colten	21	2	648	1	1	3	8	0.125	4	0.500	3-0	0	0-0
24	Maples, Talen	21	21	1853	1	1	3	4	0.250	2	0.500	0-0	0	0-0
12	Munjoma, Eddie	18	12	1114	0	3	3	12	0.000	4	0.333	2-0	0	0-0
21	Cohen, Jacob	7	0	75	1	0	2	4	0.250	2	0.500	0-0	0	0-0
3	Ponder, Philip	21	20	1784	1	0	2	5	0.200	3	0.600	3-0	1	0-0
4	Welch, Garrett	18	6	689	1	0	2	4	0.250	3	0.750	0-0	0	0-0
16	Okwuone, Dakota	2	0	25	0	1	1	0	0.000	0	0.000	0-0	0	0-0
8	Smith, Caleb	16	12	1094	0	1	1	3	0.000	0	0.000	0-0	0	0-0
25	Vincent, Austin	4	0	97	0	1	1	0	0.000	0	0.000	0-0	0	0-0
5	Gilbert, Boston	1	0	45	0	0	0	0	0.000	0	0.000	0-0	0	0-0
18	Hillyard, Patrick	2	0	10	0	0	0	0	0.000	0	0.000	0-0	0	0-0
28	Hilt, Noah	21	10	1180	0	0	0	7	0.000	3	0.429	3-0	0	0-0
32	Long, Tyler	6	0	125	0	0	0	2	0.000	0	0.000	0-0	0	0-0
29	Makela, Grant	1	0	15	0	0	0	0	0.000	0	0.000	0-0	0	0-0
1	Nelson, Michael	21	21	1894	0	0	0	0	0.000	0	0.000	0-0	0	0-0
17	Yasuda, Tosh	4	0	58	0	0	0	0	0.000	0	0.000	0-0	0	0-0
TM	Team	1	0	0	1	0	2	0	0.000	1	0.000	0-0	1	0-0
	Total	21	-	21590	41	42	124	282	0.145	129	0.457	19-1	17	2-2

### Goalkeeper Stats

No.	NAME	GP	GS	MIN	GA	GA AVG	SAVES	SV PCT	W	L	T	SHO/CBO	SF
18	Hillyard, Patrick Michael	1	0	10:13	0	0.00	0	0	0	0	0	0/1	1
29	Makela, Grant	1	0	14:59	0	0.00	0	0	0	0	0	0/1	1
1	Nelson, Michael	21	21	1938:21	13	0.60	68	0.840	17	3	1	10/2	198
	Total	21	-	1963:33	13	0.60	69	0.841	17	3	1	12	200
	Opponents	21	-	1963:33	41	1.88	86	0.677				3	280

### Schedule / Attendance

Date	Opponent	Score	Attendance
Aug. 8	UC Davis	W 3-2	534
Sep. 1	Oakland	W 2-1	623
Sep. 3	Cornell	W 3-0	708
Sep. 7	at Stanford	L 1-3	459
Sep. 9	at Santa Clara	W 1-0	508
Sep. 15	Loyola Maryland	W 4-0	564
Sep. 17	Brown	W 1-0	675
Sep. 24	at Tulsa	LOT 0-1	482
Sep. 29	UCF	W 2-1	758
Oct. 7	at Temple	W 2-1	367
Oct. 10	Northeastern	W 6-0	364
Oct. 14	Memphis	WOT2 1-0	784
Oct. 17	Oral Roberts	W 2-0	514
Oct. 21	at Cincinnati	W 2-0	923
Oct. 29	at South Fla.	TOT2 0-0	627
Nov. 4	UConn	W 1-0	1212
Nov. 10	Temple	W 4-0	512
Nov. 12	UCF	WOT 2-1	647
Nov. 16	Central Ark.	W 2-0	816
Nov. 19	at Georgetown	WOT2 2-1	694
Nov. 25	at North Carolina	L 0-2	485

\* AAC Match  
 # AAC Championship  
 \$ NCAA Championship  
 Home Attendance - Total 14125 - Avg 1009

### Goals By Period

Team	1st	2nd	OT1	OT2	Total
SMU	13	26	2	2	43
Opponents	3	10	1	0	14

### Shots By Period

Team	1st	2nd	OT1	OT2	Total
SMU	132	141	13	8	294
Opponents	84	110	9	5	208

### Saves By Period

Team	1st	2nd	OT1	OT2	Total
SMU	27	36	5	4	72
Opponents	43	41	3	2	89

### Corners By Period

Team	1st	2nd	OT1	OT2	Total
SMU	42	52	4	4	102
Opponents	26	45	4	1	76

### Fouls By Period

Team	1st	2nd	OT1	OT2	Total
SMU	78	104	6	0	188
Opponents	114	135	3	3	255

### Team Statistics

Statistic	SMU	OPP
Goals-Shot attempts	41-282	13-204
Goals scored per game	1.95	0.62
Shot pct.	.145	.064
Shots on goal-Attempts	129-282	83-204
SOG pct.	.457	.407
Shots/Game	13.4	9.7
Assists	42	8
Total Goals	41	13
Penalty	2	3
Unassisted	-	-
Overtime	0	0
Goals scored average	1.95	0.62
Corner kicks	97	73
Penalty kicks	2-2	3-3
Offsides	27	15
Fouls	183	249
Yellow cards	19	27
Red cards	1	2
ATTENDANCE		
Total	8711	4545
Dates/Avg Per Date	13/670	8/568
Neutral Site #/Avg	0/0	-

## 2018 Stats - HC Kevin Hudson / AAC

Overall				Home				Away				Neutral				Conference				Home				Away				Neutral							
W	L	T	PCT	W	L	T	PCT	W	L	T	PCT	W	L	T	PCT	W	L	T	PCT	W	L	T	PCT	W	L	T	PCT	W	L	T	PCT	W	L	T	PCT
10	5	3	0.639	10	1	1	0.875	7	1	0	0.875	0	0	0	0.000	5	1	1	0.785	1	1	1	0.500	4	0	0	1.000	0	0	0	0.000				

### Season Stats

No.	NAME	GP	GS	Min	G	A	PTS	SH	SH%	SOG	SOG%	YC-RC	GWG	PK-ATT
10	Cuello, Emil	18	18	1471	5	7	17	48	0.104	21	0.438	5-0	2	0-0
2	Shackelford, Akean	17	9	877	6	0	12	50	0.120	21	0.420	2-0	2	0-0
12	Munjoma, Eddie	18	18	1665	2	7	11	41	0.049	16	0.390	1-0	1	0-0
24	Maples, Talen	18	18	1696	2	5	9	10	0.200	6	0.600	3-0	1	0-0
7	McLaughlin, Garrett	18	15	1094	3	2	8	30	0.100	13	0.433	0-0	0	0-1
3	Ponder, Philip	9	9	795	4	0	8	7	0.571	5	0.714	2-0	2	0-0
19	Hernandez, Nicky	12	9	817	1	3	5	17	0.059	7	0.412	1-0	0	0-0
15	Williams, DJ	18	6	582	2	1	5	10	0.200	5	0.500	1-0	0	0-0
27	Haney, Thomas	16	14	1382	1	1	3	17	0.059	8	0.471	1-0	1	0-0
16	Ahlander, Knut	17	15	1346	0	2	2	12	0.000	3	0.250	4-0	0	0-0
11	Boorum, Christian	14	1	317	1	0	2	15	0.067	7	0.467	1-0	0	0-0
8	Smith, Caleb	18	17	1504	1	0	2	7	0.143	3	0.429	1-0	0	0-0
25	Warrington, Lane	18	14	1226	1	0	2	8	0.125	3	0.375	0-0	1	0-0
6	Hilt, Noah	17	5	678	0	1	1	3	0.000	0	0.000	2-0	0	0-0
4	Berney, Joshua	5	2	262	0	0	0	2	0.000	2	1.000	0-0	0	0-0
21	Cohen, Jacob	1	0	10	0	0	0	0	0.000	0	0.000	0-0	0	0-0
18	Hillyard, Patrick	1	1	104	0	0	0	0	0.000	0	0.000	0-0	0	0-0
1	Makela, Grant	17	17	1602	0	0	0	0	0.000	0	0.000	1-0	0	0-0
20	Okwuone, Dakota	3	0	2	0	0	0	0	0.000	0	0.000	0-0	0	0-0
28	Priest, Wyatt	15	0	324	0	0	0	5	0.000	2	0.400	0-0	0	0-0
17	Thompson, Luke	10	4	284	0	0	0	0	0.000	0	0.000	1-0	0	0-0
23	Vargas, Carlos	8	6	506	0	0	0	0	0.000	0	0.000	2-0	0	0-0
22	Vincent, Austin	10	0	170	0	0	0	1	0.000	1	1.000	0-0	0	0-0
	<b>Total</b>	<b>18</b>	<b>-</b>	<b>18714</b>	<b>29</b>	<b>29</b>	<b>87</b>	<b>283</b>	<b>0.102</b>	<b>123</b>	<b>0.435</b>	<b>31-0</b>	<b>10</b>	<b>0-1</b>

### Goalkeeper Stats

No.	NAME	GP	GS	MIN	GA	GA AVG	SAVES	SV PCT	W	L	T	SHO/CBO	SF
18	Hillyard, Patrick Michael	1	1	103:59	2	1.73	2	0.500	0	1	0	0	8
1	Makela, Grant	17	17	1602:08	15	0.84	54	0.783	10	4	3	6	198
	<b>Total</b>	<b>18</b>	<b>-</b>	<b>1706:07</b>	<b>17</b>	<b>0.90</b>	<b>56</b>	<b>0.767</b>	<b>10</b>	<b>5</b>	<b>3</b>	<b>6</b>	<b>206</b>
	<b>Opponents</b>	<b>18</b>	<b>-</b>	<b>1706:07</b>	<b>29</b>	<b>1.53</b>	<b>88</b>	<b>0.752</b>				<b>2</b>	<b>277</b>

### Schedule / Attendance

Date	Opponent	Score	Attendance
Aug. 24	Providence	LOT2 1-2	816
Aug. 26	Campbell	W 4-0	400
Aug. 31	UIW	W 1-0	838
Sep. 3	Denver	L 0-1	350
Sep. 8	at Saint Louis	TOT2 1-1	543
Sep. 14	Houston Christian	L 1-3	350
Sep. 16	Gonzaga	W 2-0	250
Sep. 22	Tulsa	W 1-0	150
Sep. 28	at UCF*	L 0-2	786
Oct. 1	at Stetson	W 3-1	190
Oct. 6	South Fla.*	TOT2 1-1	508
Oct. 12	at Memphis*	W 3-0	166
Oct. 20	Cincinnati*	W 3-1	612
Oct. 28	at UConn	W 2-0	4086
Nov. 2	Temple*	W 2-1	1033
Nov. 8	vs Memphis	WOT2 2-1	0
Nov. 10	at UCF	TOT3 1-1	1108
Nov. 15	at Oregon St.	L 1-2	806

\* AAC Match

# AAC Championship

\$ NCAA Championship

Home Attendance - Total 5307 - Avg 531

### Goals By Period

Team	1st	2nd	OT1	OT2	Total
SMU	10	18	0	1	29
Opponents	8	12	0	0	17

### Shots By Period

Team	1st	2nd	OT1	OT2	Total
SMU	109	156	10	8	283
Opponents	96	102	8	2	208

### Saves By Period

Team	1st	2nd	OT1	OT2	Total
SMU	29	25	4	0	58
Opponents	37	50	4	3	94

### Corners By Period

Team	1st	2nd	OT1	OT2	Total
SMU	42	50	5	4	101
Opponents	27	36	0	3	66

### Fouls By Period

Team	1st	2nd	OT1	OT2	Total
SMU	105	114	7	4	230
Opponents	100	103	6	6	215

### Team Statistics

Statistic	SMU	OPP
Goals-Shot attempts	29-283	17-208
Goals scored per game	1.61	0.94
Shot pct.	.102	.082
Shots on goal-Attempts	123-283	75-208
SOG pct.	.435	.361
Shots/Game	15.7	11.6
Assists	29	17
Total Goals	29	17
Penalty	0	1
Unassisted	-	-
Overtime	0	0
Goals scored average	1.61	0.94
Corner Kicks	101	66
Penalty kicks	0-1	1-2
Offsides	31	20
Fouls	230	194
Yellow cards	31	35
Red cards	0	0
ATTENDANCE		
Total	5307	7685
Dates/Avg Per Date	10/531	7/1098
Neutral Site #/Avg	1/0	-

## 2019 Stats - HC Kevin Hudson / AAC

Overall			Home			Away			Neutral			Conference			Home			Away			Neutral										
W	L	T	PCT	W	L	T	PCT	W	L	T	PCT	W	L	T	PCT	W	L	T	PCT	W	L	T	PCT	W	L	T	PCT	W	L	T	PCT
18	2	1	0.881	10	1	1	0.875	7	1	0	0.875	0	0	0	0.000	5	1	1	0.785	1	1	1	0.500	4	0	0	1.000	0	0	0	0.000

### Season Stats

No.	NAME	GP	GS	Min	G	A	PTS	SH	SH%	SOG	SOG%	YC-RC	GWG	PK-ATT
7	McLaughlin, Garrett	21	21	1652	16	5	37	77	0.208	44	0.571	2-0	7	0-1
12	Munjoma, Eddie	21	21	1856	12	8	32	46	0.261	19	0.413	1-0	4	0-0
11	Costa, Gabriel	18	17	1367	9	11	29	55	0.164	23	0.418	2-0	2	4-5
10	Ahlander, Knut	21	21	1626	7	13	27	57	0.123	22	0.386	1-0	1	0-0
8	Hernandez, Nicky	21	21	1805	5	2	12	33	0.152	14	0.424	1-0	2	0-0
23	Bredeli, Henrik	21	21	1847	3	3	9	18	0.167	5	0.278	2-0	1	0-0
5	Terwege, Brandon	19	19	1742	2	3	7	16	0.125	8	0.500	3-0	1	0-0
6	Hilt, Noah	20	15	1460	2	2	6	10	0.200	6	0.600	6-0	0	0-0
26	Smith-Hastie, Henry	19	0	385	2	1	5	4	0.500	3	0.750	1-0	0	0-0
24	Maples, Talen	10	10	854	1	2	4	4	0.250	1	0.250	1-0	0	0-0
19	Priest, Wyatt	14	0	273	2	0	4	8	0.250	3	0.375	0-0	0	0-0
27	Haney, Thomas	15	5	659	1	1	3	3	0.333	1	0.333	2-0	0	0-0
16	Taylor, Nick	19	10	889	0	3	3	9	0.000	2	0.222	0-0	0	0-0
14	Warrington, Lane	21	11	1076	0	3	3	6	0.000	2	0.333	2-0	0	0-0
15	Williams, DJ	11	0	203	1	1	3	9	0.111	4	0.444	0-0	0	0-0
1	Makela, Grant	15	15	1400	0	1	1	0	0.000	0	0.000	0-0	0	0-0
3	Ponder, Philip	18	18	1569	0	1	1	6	0.000	4	0.667	3-0	0	0-0
4	Berney, Joshua	5	0	72	0	0	0	0	0.000	0	0.000	0-0	0	0-0
21	Cohen, Jacob	3	0	64	0	0	0	0	0.000	0	0.000	0-0	0	0-0
18	Hillyard, Patrick Michael	1	0	1	0	0	0	0	0.000	0	0.000	0-0	0	0-0
13	Lanson, Shane	8	6	572	0	0	0	0	0.000	0	0.000	0-0	0	0-0
20	Shanks, Tobin	7	0	86	0	0	0	1	0.000	0	0.000	0-0	0	0-0
17	Thompson, Luke	7	0	149	0	0	0	0	0.000	0	0.000	0-0	0	0-0
15	Williams jr, Dj	6	0	151	0	0	0	6	0.000	4	0.667	0-0	0	0-0
	<b>Total</b>	<b>21</b>	<b>-</b>	<b>21758</b>	<b>63</b>	<b>60</b>	<b>186</b>	<b>368</b>	<b>0.171</b>	<b>165</b>	<b>0.448</b>	<b>27-0</b>	<b>18</b>	<b>4-6</b>

### Goalkeeper Stats

No.	NAME	GP	GS	MIN	GA	GA AVG	SAVES	SV PCT	W	L	T	SHO/CBO	SF
18	Hillyard, Patrick Michael	1	0	00:03	1	1,800.00	0	0	0	1	0	0	1
13	Lanson, Shane	8	6	570:40	2	0.32	16	0.889	6	0	0	2	63
1	Makela, Grant	15	15	1396:38	14	0.90	63	0.818	12	1	1	4	206
	<b>Total</b>	<b>21</b>	<b>-</b>	<b>1967:21</b>	<b>17</b>	<b>0.78</b>	<b>79</b>	<b>0.823</b>	<b>18</b>	<b>2</b>	<b>1</b>	<b>11</b>	<b>270</b>
	<b>Opponents</b>	<b>21</b>	<b>-</b>	<b>1967:21</b>	<b>63</b>	<b>2.88</b>	<b>97</b>	<b>0.606</b>				<b>0</b>	<b>368</b>

### Schedule / Attendance

Date	Opponent	Score	Attendance
Aug. 30	Lipscomb	W 3-0	1258
Sep. 2	Houston Christian	W 7-1	985
Sep. 6	Saint Louis	W 2-0	1589
Sep. 9	UC Riverside	W 1-0	881
Sep. 13	Valparaiso	W 6-0	1215
Sep. 16	at Duke	W 2-0	237
Sep. 21	at Denver	Wot 2-1	2715
Sep. 28	at Tulsa*	W 5-1	388
Oct. 1	Central Ark.	W 3-0	1985
Oct. 6	UCF*	TOT 2 3-3	2719
Oct. 11	at South Fla.*	W 3-0	882
Oct. 18	Memphis*	LOT 1 3-4	1993
Oct. 22	Stetson	W 5-0	1389
Oct. 26	at Cincinnati*	W 7-1	311
Nov. 1	UConn*	W 1-0	2319
Nov. 5	at Temple*	WOT 2 2-1	398
Nov. 13	vs South Fla.#	WOT 2 2-1	711
Nov. 16	at UCF#	W 1-0	1237
Nov. 24	Coastal Carolina\$	WOT 2 1-0	1150
Nov. 30	UCF\$	WOT 2-1	979
Dec. 6	at Virginia\$	LOT 2-3	1674

\* AAC Match  
# AAC Championship  
\$ NCAA Championship  
Home Attendance - Total 18462 - Avg 1539

### Goals By Period

Team	1st	2nd	OT1	OT2	Total
SMU	31	27	2	3	63
Opponents	4	11	2	0	17

### Shots By Period

Team	1st	2nd	OT1	OT2	Total
SMU	165	181	11	10	367
Opponents	113	140	11	6	270

### Saves By Period

Team	1st	2nd	OT1	OT2	Total
SMU	32	42	2	4	80
Opponents	45	54	0	3	102

### Corners By Period

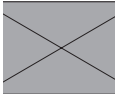
Team	1st	2nd	OT1	OT2	Total
SMU	48	58	2	1	109
Opponents	31	45	5	1	82

### Fouls By Period

Team	1st	2nd	OT1	OT2	Total
SMU	124	124	8	3	259
Opponents	123	126	6	4	259

### Team Statistics

Statistic	SMU	OPP
Goals-Shot attempts	63-367	17-270
Goals scored per game	3	0.81
Shot pct.	.172	.063
Shots on goal-Attempts	164-367	97-270
SOG pct.	.447	.359
Shots/Game	17.5	12.9
Assists	60	19
Total Goals	63	17
Penalty	4	2
Unassisted	-	-
Overtime	5	2
Goals scored average	3	0.81
Corner kicks	109	82
Penalty kicks	4-6	2-4
Offsides	35	27
Fouls	259	259
Yellow cards	27	34
Red cards	0	0
ATTENDANCE		
Total	18462	7842
Dates/Avg Per Date	12/1539	8/980
Neutral Site #/Avg	1/711	-



## 2020 Stats - HC Kevin Hudson / AAC

Overall				Home				Away				Neutral				Conference				Home				Away				Neutral											
W	L	T	PCT	W	L	T	PCT	W	L	T	PCT	W	L	T	PCT	W	L	T	PCT	W	L	T	PCT	W	L	T	PCT	W	L	T	PCT	W	L	T	PCT	W	L	T	PCT
5	5	1	0.500	3	2	0	0.600	2	3	1	0.416	0	0	0	0.000	5	5	0	0.500	3	2	0	0.600	2	3	0	0.400	0	0	0	0.000								

### Season Stats

No.	NAME	GP	GS	Min	G	A	PTS	SH	SH%	SOG	SOG%	YC-RC	GWG	PK-ATT
23	Simonsen, Skage	11	11	811	6	1	13	25	0.240	11	0.440	1-0	1	0-0
11	Costa, Gabriel	11	11	870	3	5	11	34	0.088	14	0.412	2-0	0	2-2
7	Ndoye, Papa	9	9	705	6	1	13	37	0.378	14	0.428	0-1	2	1-2
6	Hilt, Noah	11	11	964	1	5	7	15	0.067	6	0.400	3-0	0	0-0
20	Shanks, Tobin	9	9	812	2	1	5	6	0.333	5	0.833	2-0	1	0-0
3	Haney, Thomas	5	4	323	2	0	4	4	0.500	4	1.000	1-1	1	0-0
16	Taylor, Nick	11	11	860	2	0	4	12	0.167	4	0.333	4-0	0	0-0
27	Castro, Harvey	11	2	427	1	1	3	9	0.111	4	0.444	0-0	0	0-0
10	Ahlander, Knut	11	11	943	0	2	2	15	0.000	8	0.533	3-0	0	0-0
14	Warrington, Lane	10	10	843	1	0	2	2	0.500	1	0.500	3-0	0	0-0
21	Smith-Hastie, Henry	6	0	65	0	1	1	1	0.000	1	1.000	0-0	0	0-0
5	Terwege, Brandon	10	10	923	0	1	1	4	0.000	0	0.000	2-0	0	0-0
34	Ashley, Nathan	1	0	10	0	0	0	0	0.000	0	0.000	0-0	0	0-0
25	Barry, Kellan	2	0	36	0	0	0	0	0.000	0	0.000	0-0	0	0-0
2	Burns, Judson	2	0	31	0	0	0	0	0.000	0	0.000	0-0	0	0-0
18	Hillyard, Patrick Michael	1	0	0	0	0	0	0	0.000	0	0.000	0-0	0	0-0
31	Hummrich, Timo	11	10	917	0	0	0	10	0.000	3	0.300	2-0	0	0-0
29	Johnson, Cole	9	7	681	0	0	0	0	0.000	0	0.000	1-0	0	0-0
32	Knox, Roman	4	1	142	0	0	0	0	0.000	0	0.000	0-0	0	0-0
13	Lanson, Shane	4	4	332	0	0	0	0	0.000	0	0.000	0-0	0	0-0
24	Ortiz, Jose	2	0	55	0	0	0	4	0.000	1	0.250	1-0	0	0-0
30	Perea, Anthony	1	0	10	0	0	0	0	0.000	0	0.000	0-0	0	0-0
19	Priest, Wyatt	11	0	244	0	0	0	3	0.000	0	0.000	1-0	0	0-0
17	Thompson, Luke	7	0	93	0	0	0	5	0.000	3	0.600	0-1	0	0-0
	Total	11	-	11097	24	18	66	186	0.129	79	0.425	28-3	5	3-4

### Goalkeeper Stats

No.	NAME	GP	GS	MIN	GA	GA AVG	SAVES	SV PCT	W	L	T	SHO/CBO	SF
29	Johnson, Cole	9	7	681:38	11	1.45	25	0.694	2	4	1	1/2	93
13	Lanson, Shane	4	4	330:42	2	0.54	9	0.818	3	1	0	1/2	25
	Total	11	-	1012:20	13	1.16	34	0.723	5	5	1	4	118
	Opponents	11	-	1012:20	24	2.13	55	0.696				2	186

### Schedule / Attendance

Date	Opponent	Score	Attendance
Feb. 6	at Memphis*	W 2-0	70
Feb. 13	at South Fla.*	W 7-0	0
Feb. 27	Memphis*	W 5-0	1
Mar. 6	at Temple*	L 0-2	0
Mar. 13	UCF*	L 0-2	150
Mar. 20	South Fla.*	W 3-2	150
Mar. 27	at Tulsa*	L 1-2	100
Apr. 2	at UCF*	L 1-2	305
Apr. 6	Tulsa *	W 3-0	150
Apr. 9	Temple*	LOT 1-2	150
Apr. 15	at UCF#	TOT2 1-1	365

\* AAC Match

# AAC Championship

Home Attendance - Total 601 - Avg 120

### Goals By Period

Team	1st	2nd	OT1	OT2	Total
SMU	8	16	0	0	24
Opponents	5	7	0	1	13

### Shots By Period

Team	1st	2nd	OT1	OT2	Total
SMU	94	84	0	5	186
Opponents	40	75	0	2	118

### Saves By Period

Team	1st	2nd	OT1	OT2	Total
SMU	10	23	0	1	35
Opponents	26	26	0	1	55

### Corners By Period

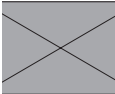
Team	1st	2nd	OT1	OT2	Total
SMU	28	33	0	2	64
Opponents	18	27	0	3	48

### Fouls By Period

Team	1st	2nd	OT1	OT2	Total
SMU	74	69	0	2	146
Opponents	68	85	0	0	153

### Team Statistics

Statistic	SMU	OPP
Goals-Shot attempts	24-186	13-118
Goals scored per game	2.18	1.18
Shot pct.	.129	.110
Shots on goal-Attempts	79-186	48-118
SOG pct.	.425	.407
Shots/Game	16.9	10.7
Assists	18	10
Total Goals	24	13
Penalty	3	3
Unassisted	-	-
Overtime	0	1
Goals scored average	2.18	1.18
Corner kicks	64	48
Penalty kicks	3-4	3-3
Offsides	20	8
Fouls	146	153
Yellow cards	27	24
Red cards	3	2
ATTENDANCE		
Total	601	840
Dates/Avg Per Date	5/120	6/140
Neutral Site #/Avg	0/0	-



## 2021 Stats - HC Kevin Hudson / AAC

Overall				Home				Away				Neutral				Conference				Home				Away				Neutral											
W	L	T	PCT	W	L	T	PCT	W	L	T	PCT	W	L	T	PCT	W	L	T	PCT	W	L	T	PCT	W	L	T	PCT	W	L	T	PCT	W	L	T	PCT	W	L	T	PCT
8	5	3	0.594	5	2	3	0.650	3	3	0	0.500	0	0	0	0.000	5	4	1	0.550	2	2	1	0.500	3	2	0	0.600	0	0	0	0.000								

### Season Stats

No.	NAME	GP	GS	Min	G	A	PTS	SH	SH%	SOG	SOG%	YC-RC	GWG	PK-ATT
11	Costa, Gabriel	16	15	1261	8	6	22	53	0.151	21	0.396	4-0	3	2-3
7	Ndoye, Papa	10	7	553	5	2	12	28	0.179	11	0.393	1-0	0	0-0
8	Simonsen, Skage	16	15	1208	4	3	11	33	0.121	6	0.182	2-0	1	0-0
10	Ahlander, Knut	15	15	1408	1	7	9	20	0.050	10	0.500	1-0	0	0-0
24	Castro, Harvey	16	4	627	2	4	8	11	0.182	5	0.455	1-0	1	0-0
17	Ortiz, Jose	13	4	446	3	1	7	25	0.120	11	0.440	2-0	0	0-0
5	Terwege, Brandon	16	16	1496	2	1	5	12	0.167	9	0.750	2-0	0	0-0
14	Warrington, Lane	16	16	1205	1	3	5	6	0.167	1	0.167	4-0	1	0-0
21	Chambron Pinho, Kyran	14	12	904	1	2	4	17	0.059	8	0.471	0-0	0	0-0
16	Knox, Roman	13	8	596	2	0	4	5	0.400	2	0.400	1-0	2	0-0
12	Sparks, Bailey	15	7	919	1	1	3	18	0.056	4	0.222	6-0	0	0-0
19	Priest, Wyatt	7	0	177	1	0	2	2	0.500	1	0.500	3-0	0	0-0
20	Shanks, Tobin	13	5	674	1	0	2	6	0.167	2	0.333	1-1	0	0-0
3	Haney, Thomas	14	11	1050	0	1	1	5	0.000	2	0.400	2-0	0	0-0
31	Hummrich, Timo	1	0	28	0	1	1	0	0.000	0	0.000	0-0	0	0-0
25	Westergren, Mads	15	15	1361	0	1	1	5	0.000	2	0.400	4-0	0	0-0
34	Ashley, Nathan	3	0	32	0	0	0	0	0.000	0	0.000	0-0	0	0-0
23	Barry, Kellan	1	0	7	0	0	0	0	0.000	0	0.000	0-0	0	0-0
28	Black, Cody	1	0	13	0	0	0	2	0.000	0	0.000	0-0	0	0-0
2	Burns, Judson	3	0	42	0	0	0	0	0.000	0	0.000	0-0	0	0-0
4	Easton, Grady	7	1	310	0	0	0	1	0.000	0	0.000	0-0	0	0-0
1	Johnson, Cole	16	16	1529	0	0	0	0	0.000	0	0.000	1-0	0	0-0
13	Jordan, JP	11	9	864	0	0	0	2	0.000	1	0.500	4-2	0	0-0
15	Noverr, Eben	3	0	28	0	0	0	0	0.000	0	0.000	0-0	0	0-0
6	van der Lee, Quentin	4	0	72	0	0	0	0	0.000	0	0.000	0-0	0	0-0
	<b>Total</b>	<b>16</b>	<b>-</b>	<b>16810</b>	<b>32</b>	<b>33</b>	<b>97</b>	<b>251</b>	<b>0.127</b>	<b>96</b>	<b>0.382</b>	<b>41-3</b>	<b>8</b>	<b>2-3</b>

### Goalkeeper Stats

No.	NAME	GP	GS	MIN	GA	GA AVG	SAVES	SV PCT	W	L	T	SHO/CBO	SF
1	Johnson, Cole	16	16	1528:35	18	1.06	44	0.710	8	5	3	6	182
	<b>Total</b>	<b>16</b>	<b>-</b>	<b>1528:35</b>	<b>18</b>	<b>1.06</b>	<b>44</b>	<b>0.710</b>	<b>8</b>	<b>5</b>	<b>3</b>	<b>6</b>	<b>182</b>
	<b>Opponents</b>	<b>16</b>	<b>-</b>	<b>1528:35</b>	<b>32</b>	<b>1.88</b>	<b>56</b>	<b>0.636</b>				<b>2</b>	<b>251</b>

### Schedule / Attendance

Date	Opponent	Score	Attendance
Aug. 26	Stanford	W 3-1	1200
Sep. 2	Houston Christian	W 3-1	400
Sep. 6	Denver	TOT2 1-1	550
Sep. 10	Saint Louis	TOT2 1-1	900
Sep. 13	UIW	W 3-0	300
Sep. 18	at Temple*	W 4-1	255
Sep. 24	South Fla.*	W 2-0	550
Sep. 29	at Tulsa*	LOT2 1-2	1257
Oct. 3	Temple*	W 1-0	425
Oct. 9	at Memphis*	LOT 2-3	373
Oct. 16	UCF*	L 1-2	1121
Oct. 22	at South Fla.*	W 4-0	523
Oct. 27	Tulsa*	TOT2 0-0	750
Oct. 31	at UCF*	W 5-0	458
Nov. 5	Memphis*	L 1-4	900
Nov. 11	at Tulsa#	L 0-2	671

\* AAC Match

# AAC Championship

Home Attendance - Total 7096 - Avg 710

### Goals By Period

Team	1st	2nd	OT1	OT2	Total
SMU	15	17	0	0	32
Opponents	8	8	1	1	18

### Shots By Period

Team	1st	2nd	OT1	OT2	Total
SMU	106	135	6	4	251
Opponents	79	82	10	11	182

### Saves By Period

Team	1st	2nd	OT1	OT2	Total
SMU	21	19	3	3	46
Opponents	28	34	1	1	64

### Corners By Period

Team	1st	2nd	OT1	OT2	Total
SMU	35	29	3	2	69
Opponents	42	24	0	3	69

### Fouls By Period

Team	1st	2nd	OT1	OT2	Total
SMU	107	86	7	9	209
Opponents	97	92	9	5	203

### Team Statistics

Statistic	SMU	OPP
Goals-Shot attempts	32-251	18-182
Goals scored per game	2	1.13
Shot pct.	.127	.099
Shots on goal-Attempts	96-251	64-182
SOG pct.	.382	.352
Shots/Game	15.7	11.4
Assists	33	16
Total Goals	32	18
Penalty	2	1
Unassisted	-	-
Overtime	0	2
Goals scored average	2	1.13
Corner Kicks	69	69
Penalty kicks	2-3	1-1
Offsides	35	18
Fouls	209	203
Yellow cards	41	44
Red cards	3	4
ATTENDANCE		
Total	7096	3537
Dates/Avg Per Date	10/710	6/590
Neutral Site #/Avg	0/0	-

## 2022 Stats - HC Kevin Hudson / AAC

Overall				Home				Away				Neutral				Conference				Home				Away				Neutral							
W	L	T	PCT	W	L	T	PCT	W	L	T	PCT	W	L	T	PCT	W	L	T	PCT	W	L	T	PCT	W	L	T	PCT	W	L	T	PCT	W	L	T	PCT
10	6	1	0.618	8	1	1	0.850	2	4	0	0.333	0	1	0	0.000	6	3	0	0.667	5	0	0	1.000	1	3	0	0.250	0	0	0	0.000				

### Season Stats

No.	NAME	GP	GS	Min	G	A	PTS	SH	SH%	SOG	SOG%	YC-RC	GWG	PK-ATT
10	Ahlander, Knut	17	17	1430	12	5	29	49	0.245	22	0.449	4-0	3	6-8
16	Petraeus, Alexander	16	16	1151	4	10	18	40	0.100	17	0.425	1-0	1	0-0
17	Ortiz, Jose	14	12	868	7	2	16	24	0.292	12	0.500	1-0	1	1-1
21	Skilberg, Fredrik	16	13	880	7	2	16	26	0.269	14	0.538	3-0	3	0-0
20	Djordjevic, Nikola	16	14	1212	1	7	9	7	0.143	3	0.429	3-1	0	0-0
7	Chambron Pinho, Kyran	16	16	1350	2	3	7	25	0.080	10	0.400	1-0	0	0-0
12	Sparks, Bailey	17	16	1245	2	2	6	28	0.071	13	0.464	3-0	0	0-0
19	Hedstroem, Elton	14	0	310	2	1	5	5	0.400	5	1.000	4-0	0	0-0
4	Westergren, Mads	17	17	1466	2	0	4	15	0.133	7	0.467	2-0	2	0-0
11	Castro, Harvey	17	4	691	1	1	3	17	0.059	5	0.294	1-0	0	0-0
14	Howell, Henry	7	5	411	0	3	3	5	0.000	1	0.200	0-0	0	0-0
8	Knox, Roman	17	5	677	0	2	2	11	0.000	2	0.182	2-0	0	0-0
22	Baird, Brendan	3	0	24	0	1	1	0	0.000	0	0.000	0-0	0	0-0
6	Fernandez, Jon Paul	7	0	84	0	1	1	0	0.000	0	0.000	1-0	0	0-0
13	Jordan, JP	17	17	1497	0	1	1	3	0.000	0	0.000	5-0	0	0-0
23	Ashley, Nathan	7	0	72	0	0	0	1	0.000	1	1.000	0-0	0	0-0
28	Black, Cody	1	0	6	0	0	0	0	0.000	0	0.000	0-0	0	0-0
2	Burns, Judson	5	0	134	0	0	0	1	0.000	0	0.000	0-0	0	0-0
7	Chambron pinho, Kyra	1	1	90	0	0	0	2	0.000	0	0.000	1-0	0	0-0
5	Charalambous, Andreas	8	0	136	0	0	0	0	0.000	0	0.000	2-0	0	0-0
26	Dixon, Alex	2	0	12	0	0	0	0	0.000	0	0.000	0-0	0	0-0
29	Guerra, Marcelo	1	0	18	0	0	0	0	0.000	0	0.000	0-0	0	0-0
1	Johnson, Cole	9	7	650	0	0	0	0	0.000	0	0.000	0-0	0	0-0
18	Kaarsgaren, Bram	10	10	862	0	0	0	0	0.000	0	0.000	0-1	0	0-0
15	Noverr, Eben	5	0	44	0	0	0	0	0.000	0	0.000	0-0	0	0-0
25	Zarnick, Owen	17	17	1436	0	0	0	3	0.000	0	0.000	3-0	0	0-0
	<b>Total</b>	<b>17</b>	<b>-</b>	<b>16756</b>	<b>40</b>	<b>41</b>	<b>121</b>	<b>262</b>	<b>0.153</b>	<b>112</b>	<b>0.427</b>	<b>39-2</b>	<b>10</b>	<b>7-9</b>

### Goalkeeper Stats

No.	NAME	GP	GS	MIN	GA	GA AVG	SAVES	SV PCT	W	L	T	SHO/CBO	SF
29	Guerra, Marcelo	1	0	18:40	1	4.82	2	0.667	0	0	0	0/0	5
1	Johnson, Cole	8	7	649:46	9	1.25	21	0.700	4	2	1	3/1	93
18	Kaarsgaren, Bram	10	10	861:34	14	1.46	36	0.720	6	4	0	1/1	108
	<b>Total</b>	<b>17</b>	<b>-</b>	<b>1530:00</b>	<b>24</b>	<b>1.41</b>	<b>59</b>	<b>0.711</b>	<b>10</b>	<b>6</b>	<b>1</b>	<b>5</b>	<b>206</b>
	Opponents	17	-	1530:00	40	2.35	68	0.630				3	261

### Schedule / Attendance

Date	Opponent	Score	Attendance
Aug. 25	Oral Roberts	W 4-0	1400
Aug. 28	at Stanford	L 1-3	753
Sep. 2	Central Ark.	W 2-0	800
Sep. 5	UTRGV	W 7-2	125
Sep. 9	at Saint Louis	W 3-0	1719
Sep. 13	UNC Greensboro	T 0-0	500
Sep. 17	at Memphis*	L 0-1	219
Sep. 23	FIU*	W 6-4	1100
Sep. 30	Temple*	W 4-1	650
Oct. 5	at UCF*	W 2-1	193
Oct. 9	UAB*	W 1-0	350
Oct. 15	at Charlotte*	L 1-3	883
Oct. 21	South Fla.*	W 3-1	1400
Oct. 28	at Fla. Atlantic*	L 1-2	465
Nov. 21	Tulsa*	W 3-2	1600
Nov. 10	vs South Fla.#	L 0-1	1168
Nov. 20	Vermont\$	L 2-3	950

\* AAC Match  
# AAC Championship  
\$ NCAA Championship  
Home Attendance - Total 8875 - Avg 888

### Goals By Period

Team	1st	2nd	OT1	OT2	Total
SMU	23	17	0	0	40
Opponents	12	12	0	0	24

### Shots By Period

Team	1st	2nd	OT1	OT2	Total
SMU	139	123	0	0	262
Opponents	78	129	0	0	207

### Saves By Period

Team	1st	2nd	OT1	OT2	Total
SMU	22	41	0	0	63
Opponents	41	31	0	0	72

### Corners By Period

Team	1st	2nd	OT1	OT2	Total
SMU	63	63	0	0	126
Opponents	41	51	0	0	92

### Fouls By Period

Team	1st	2nd	OT1	OT2	Total
SMU	108	107	0	0	215
Opponents	109	118	0	0	227

### Team Statistics

Statistic	SMU	OPP
Goals-Shot attempts	40-262	24-207
Goals scored per game	2.35	1.41
Shot pct.	.153	.116
Shots on goal-Attempts	112-262	87-207
SOG pct.	.427	.420
Shots/Game	15.4	12.2
Assists	41	28
Total Goals	40	24
Penalty	7	3
Unassisted	-	-
Overtime	0	0
Goals scored average	2.35	1.41
Corner Kicks	126	92
Penalty kicks	7-9	3-4
Offsides	26	31
Fouls	215	227
Yellow cards	39	53
Red cards	2	0
ATTENDANCE		
Total	8875	4232
Dates/Avg Per Date	10/888	6/705
Neutral Site #/Avg	1/1168	-

## 2023 Stats - HC Kevin Hudson / AAC

Overall				Home			Away			Neutral			Conference				Home			Away			Neutral								
W	L	T	PCT	W	L	T	PCT	W	L	T	PCT	W	L	T	PCT	W	L	T	PCT	W	L	T	PCT	W	L	T	PCT	W	L	T	PCT
14	3	2	0.789	11	2	1	0.821	3	1	1	0.700	0	0	0	0.000	7	0	1	0.938	4	0	0	1.000	3	0	1	0.875	0	0	0	0.000

### Season Stats

No.	NAME	GP	GS	Min	G	A	PTS	SH	SH%	SOG	SOG%	YC-RC	GWG	PK-ATT
27	Dallmann, Jelldrik	19	19	1285	14	5	33	49	0.286	26	0.531	2-0	5	4-4
6	Berkovitz, Niv	19	16	1066	6	3	15	33	0.182	14	0.424	2-0	1	0-0
10	Sparks, Bailey	19	19	1576	2	5	9	26	0.077	10	0.385	2-0	0	0-0
17	Ortiz, Jose	18	0	439	4	0	8	21	0.190	13	0.619	0-0	2	0-0
11	Castro, Harvey	19	10	920	2	3	7	24	0.083	12	0.500	3-0	2	0-0
16	Petraeus, Alexander	18	13	1072	1	5	7	36	0.028	9	0.250	0-0	0	0-0
4	Westergren, Mads	19	19	1684	1	4	6	12	0.083	6	0.500	0-0	0	0-0
7	Chambron Pinho, Kyran	18	18	1581	1	3	5	18	0.056	9	0.500	2-0	1	0-0
25	Mitchell, Jaylinn	19	3	617	1	1	3	8	0.125	5	0.625	1-0	1	0-0
12	Skilberg, Fredrik	19	15	933	1	1	3	16	0.063	6	0.375	1-0	1	0-0
14	Salvo, Alex	19	14	1416	1	0	2	8	0.125	2	0.250	1-0	1	0-0
30	Bynum, Lamar	18	18	1510	0	1	1	10	0.000	1	0.100	4-0	0	0-0
8	Ashley, Nathan	1	0	8	0	0	0	0	0.000	0	0.000	1-0	0	0-0
20	Djordjevic, Nikola	1	0	36	0	0	0	1	0.000	0	0.000	0-0	0	0-0
18	Dominguez, Martin	1	0	8	0	0	0	0	0.000	0	0.000	0-0	0	0-0
36	Ervin, Noah	10	2	258	0	0	0	0	0.000	0	0.000	0-0	0	0-0
32	Garcia, Richard	3	0	25	0	0	0	0	0.000	0	0.000	0-0	0	0-0
5	Hald, Oliver	19	19	1684	0	0	0	0	0.000	0	0.000	1-0	0	0-0
15	Hunt, Knobel	1	0	8	0	0	0	0	0.000	0	0.000	0-0	0	0-0
37	Johnson, Chance	0	0	0	0	0	0	0	0.000	0	0.000	2-0	0	0-0
1	Johnson, Cole	19	19	1693	0	0	0	0	0.000	0	0.000	1-0	0	0-0
13	Jordan, JP	18	5	580	0	0	0	2	0.000	0	0.000	6-0	0	0-0
23	Koch, Jeffrey	3	0	20	0	0	0	3	0.000	0	0.000	0-0	0	0-0
19	Lopez, Milton	13	0	181	0	0	0	1	0.000	0	0.000	0-0	0	0-0
35	Panozzo, Enzo	10	0	85	0	0	0	2	0.000	1	0.500	0-0	0	0-0
3	Zarnick, Owen	9	0	69	0	0	0	0	0.000	0	0.000	0-0	0	0-0
	Total	19	-	18754	34	31	99	270	0.126	114	0.422	31-0	14	4-4

### Goalkeeper Stats

No.	NAME	GP	GS	MIN	GA	GA AVG	SAVES	SV PCT	W	L	T	SHO/CBO	SF
18	Dominguez, Martin	1	0	08:32	0	0.00	0	0	0	0	0	0/1	1
1	Johnson, Cole	19	19	1691:32	20	1.06	46	0.697	14	3	2	8/1	168
	Total	19	-	1700:00	20	1.06	46	0.697	14	3	2	9	169
	Opponents	19	-	1700:00	34	1.80	78	0.696				0	270

### Schedule / Attendance

Date	Opponent	Score	Attendance
Aug. 24	UTRGV	W 2-1	375
Aug. 28	Central Ark.	W 5-0	475
Sep. 10	at Denver	L 1-3	543
Sep. 4	Oral Roberts	W 1-0	850
Sep. 8	Saint Louis	W 1-0	800
Sep. 11	Yale	W 1-0	650
Sep. 15	Memphis*	W 2-1	900
Sep. 22	at South Fla.*	W 2-1	592
Sep. 27	Grand Canyon	T 1-1	800
Oct. 4	Charlotte*	W 1-0	825
Oct. 8	at FIU*	T 2-2	502
Oct. 14	Fla. Atlantic*	W 3-0	1200
Oct. 21	at Tulsa*	W 2-0	856
Oct. 27	at UAB*	W 1-0	141
Nov. 11	Temple*	W 2-1	700
Nov. 9	Memphis#	W 3-0	400
Nov. 12	Charlotte#	L 1-2	2050
Nov. 19	Denver\$	W 2-1	2050
Nov. 25	Oregon St.\$	L 1-7	2050

\* AAC Match  
 # AAC Championship  
 \$ NCAA Championship  
 Home Attendance - Total 14125 - Avg 1009

### Goals By Period

Team	1st	2nd	OT1	OT2	Total
SMU	18	16	0	0	34
Opponents	8	12	0	0	20

### Shots By Period

Team	1st	2nd	OT1	OT2	Total
SMU	139	131	0	0	270
Opponents	72	97	0	0	169

### Saves By Period

Team	1st	2nd	OT1	OT2	Total
SMU	18	33	0	0	51
Opponents	37	43	0	0	80

### Corners By Period

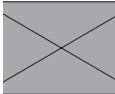
Team	1st	2nd	OT1	OT2	Total
SMU	69	61	0	0	130
Opponents	23	39	0	0	62

### Fouls By Period

Team	1st	2nd	OT1	OT2	Total
SMU	92	120	0	0	212
Opponents	90	107	0	0	197

### Team Statistics

Statistic	SMU	OPP
Goals-Shot attempts	34-270	20-169
Goals scored per game	1.79	1.05
Shot pct.	.126	.118
Shots on goal-Attempts	114-270	71-169
SOG pct.	.422	.420
Shots/Game	14.2	8.9
Assists	30	20
Total Goals	34	20
Penalty	4	1
Unassisted	-	-
Overtime	0	0
Goals scored average	1.79	1.05
Corner kicks	130	62
Penalty kicks	4-4	1-2
Offsides	29	25
Fouls	212	197
Yellow cards	31	39
Red cards	0	0
ATTENDANCE		
Total	14125	2634
Dates/Avg Per Date	14/1009	5/527
Neutral Site #/Avg	0/0	-



## 2024 Stats - HC Kevin Hudson / ACC

Overall				Home				Away				Neutral				Conference				Home				Away				Neutral																			
W	L	T	PCT	W	L	T	PCT	W	L	T	PCT	W	L	T	PCT	W	L	T	PCT	W	L	T	PCT	W	L	T	PCT	W	L	T	PCT	W	L	T	PCT	W	L	T	PCT								
12	3	6	0.714	9	2	5	0.718	3	1	1	0.700	0	0	0	0.000	4	2	2	0.625	2	1	1	0.625	2	1	1	0.625	2	1	1	0.625	0	0	0	0.000	0	0	0	0.000	0	0	0	0.000	0	0	0	0.000

### Season Stats

No.	NAME	GP	GS	Min	G	A	PTS	SH	SH%	SOG	SOG%	YC-RC	GWG	PK-ATT
10	Sparks, Bailey	21	21	1803	9	10	28	49	0.184	23	0.469	6-0	4	6-6
7	Chambron pinho, Kyran	17	16	1368	6	6	18	45	0.133	16	0.356	1-0	1	0-0
19	Lopez, Milton	21	11	917	6	0	12	21	0.286	13	0.619	1-0	0	0-0
17	Mitchell, Jaylinn	21	15	1185	3	2	8	33	0.091	11	0.333	3-0	1	0-0
3	Zarnick, Owen	21	21	1874	4	0	8	14	0.286	7	0.500	3-0	1	0-0
20	Djordjevic, Nikola	21	21	1595	1	5	7	24	0.042	9	0.375	2-0	1	0-0
21	Escorcia, Daniel	20	20	1669	2	1	5	18	0.111	9	0.500	8-1	1	0-0
8	Berkovitz, Niv	13	8	589	2	0	4	9	0.222	2	0.222	3-0	1	0-0
30	Soghomonian, Stephan	14	0	213	2	0	4	5	0.400	2	0.400	1-0	1	0-0
14	Panozzo , Enzo	17	9	840	1	1	3	14	0.071	4	0.286	4-0	0	0-0
2	Pope, Brock	18	17	1358	1	1	3	13	0.077	6	0.462	1-0	0	0-0
12	Bynum, Lamar	20	10	1210	0	2	2	9	0.000	2	0.222	2-2	0	0-0
4	Ruvalcaba, Cesar	14	14	1279	1	0	2	9	0.111	2	0.222	0-0	1	0-0
36	Ervin, Noah	15	0	280	0	1	1	1	0.000	0	0.000	0-0	0	0-0
22	Baird, Brendan	4	0	92	0	0	0	2	0.000	1	0.500	1-0	0	0-0
27	Clanton-Pimentel, Ryan	15	4	373	0	0	0	9	0.000	2	0.222	0-0	0	0-0
24	Deamon, Chris	6	2	212	0	0	0	3	0.000	2	0.667	1-0	0	0-0
18	Dominguez, Martin	16	16	1460	0	0	0	0	0.000	0	0.000	0-0	0	0-0
13	Garcia, Richard	11	0	260	0	0	0	2	0.000	0	0.000	1-0	0	0-0
15	Hunt, Knobel	1	0	11	0	0	0	0	0.000	0	0.000	0-0	0	0-0
37	Johnson, Chance	5	5	450	0	0	0	0	0.000	0	0.000	2-0	0	0-0
23	Koch, Jeffrey	3	0	16	0	0	0	0	0.000	0	0.000	0-0	0	0-0
6	Salvo, Alex	21	21	1868	0	0	0	6	0.000	2	0.333	2-0	0	0-0
11	Skilberg, Fredrik	3	0	84	0	0	0	3	0.000	1	0.333	0-0	0	0-0
29	Victor, Cameron	0	0	0	0	0	0	0	0.000	0	0.000	1-0	0	0-0
	Total	21	-	21006	38	29	105	289	0.131	114	0.394	50-3	12	6-6

### Goalkeeper Stats

No.	NAME	GP	GS	MIN	GA	GA AVG	SAVES	SV PCT	W	L	T	SHO	SF
18	Dominguez, Martin	16	16	1460:00	22	1.36	50	0.694	10	2	4	5	180
37	Johnson, Chance	5	5	450:00	6	1.20	12	0.667	2	1	2	2	38
	Total	21	-	1910:00	28	1.32	62	0.689	12	3	6	7	218

### Schedule / Attendance

Date	Opponent	Score	Attendance
Aug. 22	Air Force	W 1-0	1,761
Aug. 25	Oral Roberts	T 1-1	1,358
Aug. 29	Saint Louis	W 1-0	1,185
Sep. 1	Denver	T 2-2	1,087
Sep. 7	Pittsburgh*	L 1-3	913
Sep. 13	at California*	W 2-1	429
Sep. 16	UIW	W 2-0	446
Sep. 20	Virginia Tech*	W 2-0	627
Sep. 25	FIU	T 1-1	432
Sep. 29	UTRGV	W 3-2	602
Oct. 04	at Duke*	T 2-2	734
Oct. 11	Stanford*	T 2-2	1,512
Oct. 15	Central Ark.	W 1-0	356
Oct. 19	at NC State*	L 1-5	776
Oct. 25	Wake Forest*	W 3-0	1,283
Nov. 1	at Louisville*	W 3-2	430
Nov. 6	#13 Boston College#	W 1-0	676
Nov. 10	#5 Wake Forest#	T 2-2 (3 OT)	1,175
Nov. 24	Washington\$	W 2-1	1,876
Nov. 30	at #5 Dayton\$	W 3-1	1,108
Dec. 8	#13 Marshall\$	L 2-3	1,635

\* ACC Match

# ACC Championship

\$ NCAA Championship

Home Attendance - Total 16924 - Avg 1058

### Goals By Period

Team	1st	2nd	OT1	OT2	Total
SMU	16	22	0	0	38
Opponents	10	18	1	1	28

### Shots By Period

Team	1st	2nd	OT1	OT2	Total
SMU	115	172	0	1	289
Opponents	87	129	0	1	218

### Saves By Period

Team	1st	2nd	OT1	OT2	Total
SMU	27	37	0	0	64
Opponents	30	46	0	0	76

### Corners By Period

Team	1st	2nd	OT1	OT2	Total
SMU	55	76	0	0	131
Opponents	36	57	0	0	93

### Fouls By Period

Team	1st	2nd	OT1	OT2	Total
SMU	103	124	0	1	232
Opponents	150	150	0	2	304

### Team Statistics

Statistic	SMU	OPP
Goals-Shot attempts	38-289	28-218
Goals scored per game	1.81	1.33
Shot pct.	.131	.128
Shots on goal-Attempts	114-289	92-218
SOG pct.	.394	.422
Shots/Game	13.8	10.4
Assists	29	33
Total Goals	38	28
Penalty	6	1
Unassisted	-	-
Overtime	0	0
Goals scored average	1.81	1.33
Corner kicks	131	93
Penalty kicks	6-6	1-2
Offsides	32	32
Fouls	232	304
Yellow cards	50	59
Red cards	3	4
ATTENDANCE		
Total	16924	3477
Dates/Avg Per Date	16/1058	5/695
Neutral Site #/Avg	0/0	-

# ALL-TIME LETTERWINNERS

A	
Adams, Mark	1975
Agnew, Mike	1984-87
Ahlender, Knut	2018-2022
Alenda, Oscar	2022-2023
Aranda, Edu	2011-12, 2014
Araujo, Bernardo	2000
Arzoela, Mike	1978-81
Arredondo, Gabe	2007-08
Ashley, Nathan	2020-2023

B	
Bader, Brad	1996
Baghvardani, Saeid	1978-80
<b>Baird, Brendan</b>	<b>2022-Present</b>
Baldenor, Mike	1978
Barkley, Chris	2000
Barnes, Zach	2010-11
Barry, Kellan	2020-2022
Basharkash, Sam	1975-76
<b>Bartoni, Dominic</b>	<b>2024-Present</b>
Battelle, Shane	1990
Bauman, Chad	2007-08
Benitez, Jaime	2006
Benton, David	1980
Berkovitz, Niv	2023-2024
Berney, Joshua	2017-19
Berry, David	1976
Black, Cody	2020-2023
Blake, Jarrod	1999-2001
Blake, Owen	1999
Blakes, Al	1982-84
Blankenship, Scott	1988-91
Blokker, Kevin	1990
Blokker, Scott	1990-93
Boorum Christian	2015-18
Boyd, Scott	1998-01
Bredeli, Henrik	2019
Brewer, Jeff	1996-99
Brewer, Joel	1996-99
Briner, Isaac	2021-2022
Broome, Paul	1995-98
Brown, Lee "Crunch"	2000-01
Brown, Ryan	2013
Burnette, Todd	1981-84
Burns, Judson	2020-2022
Burritt, Luke	2022
Bussey, Carl	1998-01
Byers, Mike	1992
Bynum, Lamar	2023-2024
Bywaters, Branson	1996-97

C	
Calderon, Phillip	2005
Camara, Idrissa	2014-15
Canarelli, Jeff	1993
Cano, Jordan	2014-17
Cantrell, Shawn	1994-97
Carlson, David	1987-88
Carlson, Mike	1988-91
Carlson, Neal	2021-2022
Carrizales, Marco	2013-14
Carroll, Jay	1975-77
Casabielle, Alex	1999
Casey, Aaron	1998
Castillo, Juan	2010-13
Castro, Harvey	2020-2023
Chambron Pinho, Kyran	2021-2024
Chancy, Mark	1983-85
<b>Chandler, Christian</b>	<b>2024-Present</b>
Charalambous, Andreas	2022-2023
Chavez, Juan	1993
Cheatham, Dio	1992-93
Chevannes, Adrian	2004, 2006-07

Chibli, Aaron	2007-08
Chun, David	2002-05
Cichero, Mauro	2014-17
<b>Clanton-Pimentel, Ryan</b>	<b>2024-Present</b>
Clark, Bryce	2014-17
Clark, Colin	2002-04
Clendenny, Patrick	2007-08
Clough, Charles	1977
Cohen, Jacob	2016-19
Coleman, Jeff	1977-79
Cook, Devin	2011
Coon, Craig	1977-80
Cooper, Joe	2008-11
Corbett, Charlie	1975-78
Corbin, Bret	1998-01
Corbin, Scott	2004-07
Corcia, Chris	2000
Corrado, A.J.	2010
Cosner, Arika	1997-98
Costa, Gabriel	2019-2022
Cox, Brent	1993-95
Cox, Tony	1995-96
Crinklaw, Brent	1988-90
Cruz, Juan "Leone"	2006, 2008-10
Cuello, Emil	2015-18
Culver, Jeff	1979-82
Curtis, Taylor	2015-16

D	
da Silva, Paulo	2005-06, 2008-09
Davidson, Paul	1985, 1987-88
Dallmann, Jeldrik	2023
Davis, Drew	1994
de Almeida, Diogo	2008-11
de la Vega, Javier	1975
Deal, Scott	2002-03
<b>Deamon, Chris</b>	<b>2023-Present</b>
Deferrari, Dario	1992-93
DeFina, Matteo	2017
Delkeskamp, Matt	1981
D'Emidio, JT	2020
Derschang, Robbie	2010-11
Diehl, Chuck	1981-84
Dixon, Alex	2022
Djordjevic, Nikola	2021-2024
Doi, Bryan	1998-01
Dolan, Tom	1999-02
Dorna, Ashley	1995
<b>Dominguez, Martin</b>	<b>2023-Present</b>

E	
Eang, Ra	1993-94
Easterling, Darcy	1979, 1982
Easterling, David	1979-82
Easton, Grady	2021-2022
Ellison, Scott	1992
Elminoufi, Omar	1996-98
<b>Emile-Brunet, Charles</b>	<b>2025-Present</b>
<b>Emmanuel, Mukisa</b>	<b>2025-Present</b>
Engel, Tyler	2011-12
<b>Ervin, Noah</b>	<b>2023-Present</b>
Erwin, Dan	1975-77
<b>Escorcía, Daniel</b>	<b>2024-Present</b>

F	
Fahim, Mohamed	1998-01
Farkas, Brian	2008
Fisher, Chad	1997
Fernandes, Scott	1989
Fernandez, JP	2022-2023
Flabiano, Brent	1983
Foss, Byron	1998-01
Foss, Erick	2003
Francis, Mark	1984-86

Fraser, Wade	1997-00
Frederick, Matt	1985-86, 1988-89
Friedland, Kevin	1999-02
Fuerst, Brian	1981-83
Funk, Zach	2008

G	
Gandarilla, Jacob	2012
Garcia, Sal	1985-88
<b>Garcia, Richard</b>	<b>2023-Present</b>
Garcia, Stanton	2013-15
Gardner, Chris	1985
Gearing, Alan	1994-97
George, Kevin	1982
Geppert, Scott	2006-07
Gilbert, Boston	2016-18
Gilmore, Gary	1993-96
Gonzalez, Luis "Luchi"	1998-01
Gonzalez, Mynor	2003-06
Graham, Gerry	1985-87
Granda, Troy	1983
Grant, Stephen	2006-07
Green, Jonathan	1985
Grimes, Kevin	1986-89
<b>Grimm, Mason</b>	<b>2024-Present</b>
Groesser, Karl	1983-86
Grove, Toby	1979-81
Guarda, Bruno	2005-07
<b>Guerra, Marcelo</b>	<b>2021-2023</b>
Guhl, Brandon	2016
Gunnells, Terrance	1991

H	
Habecker, Colten	2014-17
Hald, Oliver	2023
Hamilton, Asher	2001-02
Hamilton, John	1984
Hamilton, Jon	1985-86
Hammer, Brandt	1983-84
Hampton, Jason	1997
Haney, Thomas	2018-2022
Hanna, Cody	2002
Haole, Keoki	2007
Harris, Chris	1992

Harris, Richie	2000
Hartley, Jamie	1987-90
Harty, Clay	1992-93
Harwell, Jeffery	2005-08
Hashimoto, Duke	2002-05
Hason, Peter	1978-79
Hedstroem, Elton	2022-2022
Heinrich, John	1995
Heis, Tim	1999-00
Henry, Hank	1984-87
Hernandez, Daniel	1995-97
Hernandez, Nicky	2017-19
Hernandez, Nico	1996-97
Heydt, R.G.	1980-81
Hickey, Brody	2013
Hickey, Payton	2008-11
Hight, Fred	1979
Hight, Joe	1975-77
Hill, Ben	2010-12
Hill, Craig	2007-10
Hillyard, Patrick Michael	2016-20
Hiit, Noah	2017-20
Holm, Cameron	2007
Howard, John	1988, 1990-92
Howell, Henry	2022-2023
Hubbard, Trevor	2013
Hudson, Kevin	2000-03
Hughes, Damon	1992-95
Hughes, David	1991-94
Humrich, Timo	2020-2022
Hunt, Clark	1983-86
Hunt, Knobel	2021-2024

I	
Ibarra, Jaime	2010-13
Ihemelu, Ugo	2001-04
Ishphording, Charlie	2024
Ivo, Arthur	2008-11

J	
Jackson, Jake	2001-04
<b>Jaeger, Jordaine</b>	<b>2024-Present</b>
Jefferson-Dow, Ben	2003
Jeffries, Anthony	2014-16



UGO IHEMELU

# ALL-TIME LETTERWINNERS

<b>Johnson, Chance</b>	<b>2022-Present</b>
Johnson, Cole	2020-2023
Johnson-Hood, Robin	2006
Johnston, J.D.	2002-03
Jones, Israel	2004-05
Jones, Logan	2023
Jones, Randy	1984
Jordan, JP	2021-2023
Joseph, Ben	2014-15
Judkins, Daniel	1994-97
Jungerman, Grant	2022

## K

Kaarsgaren, Bram	2022-2023
Kalis, Ian	2009-11
Kaushal, Vik	2002
Keane, Marcus	1989-92
Kearns, Tom	1987-90
Keita, Ibrahim	2023-2024
Kelly, Mike	1975-76
Kendler, Chris	1983-84
Kenyon, Ryan	1998-00, 2002
Khalilian, Kamal	1980-82
Khalilian, Kamron	1981
King, Michael	2012-13, 2015-16
Knoll, Randy	1980-81
Knotek, Oliver	2024
Knox, Roman	2020-2022
Koch, Jeffrey	2021-2024
Koeijmans, John	1977-80
Koroma, Alfred	2013
Kowalke, Peter	1983
Krejs, Patrick	1987-90
Kryzda, Ken	1977-80
Kumeh, Emmet	2011

## L

LaCount, Anthony	1992
<b>Landsperg, Villads</b>	<b>2025-Present</b>
Lange, Brian	1996
Lanson, Shane	2019-2022
Laterza, Jerry	1992
Latham, Ryan	2001-04
Lee, Brenden	2012-13 2015-16
Leonard, Jet	1977-79, 1981

Lester, Jonathan	2008
Lewis, Steve	1976-77
Long, Tyler	2017
Lopez, Daniel	2005-08
<b>Lopez, Milton</b>	<b>2023-Present</b>
Love, Eric	1997-99
Lujano, John	2012-15

## M

Makela, Grant	2016-19
Mamula, Jon	1979-82
Mann, Jordan	2005-06
Maples, Talen	2017-19
Mariel, Esteban	2006, 2008-09
Mariel, Manuel	2006-08
Marjoram, Eric	1991-93
Massey, Brad	1994-96
Matthews, Tom	1975-76
McDaniel, Ed	1975-76
McGuire, Mickey	1983-86
McLaughlin, Garrett	2016-19
McLaughlin, Matt	1984, 1987
McLaughlin, Mike	1982, 1984
McMullen, Kevin	2009
McMullen, Tate	2009
McPhail, Larry	1986-89
McQuaid, Danny	2014-15
McRae, Tim	2005
Meinecke, Kevin	2015-16
Mellor, Greg	1985-87
Mielak, Andy	1989-90, 1993
Miller, Avery	2014
Milton, Blake	2010
Milton, Steve	1984-85
Mirsky, Ryan	2005-08
<b>Mitchell, Jaylinn</b>	<b>2023-Present</b>
Mollenkopf, Greg	1991-93
Monroe, Mike	1976
Montoya, Daniel	1993-96
Morales, Andrew	2012-14
Moreland, Rob	1986
Moseley, Nard	1984
Mungiola, Tony	1976-79
Munjoma, Eddie	2016-19
Muse, Mark	1983-84

## N

Ndoye, Papa	2020-2022
Needham, Jay	2003-06
Nelson, Michael	2014-17
Nelson, T.J.	2009-12
Nembhard, Deshawon	2013
Niel, Bill	1976
Novak, Andrew	1997
Noverr, Eben	2020-2022
Nunez, Ramon	2003

## O

Obermiller, David	1987
Oftedahl, Morten	1993-94
Okwuone, Dakota	2017-18
Oliva, Richard	2005-07, 2009
Ongaro, Justin	2002
Ortiz, Jose	2020-2023
Osorio, Ariel "Kekoa"	2007-10
Ottoson, Hannes	2024
O'Toole, Mike	1987-90

## P

<b>Panozzo, Enzo</b>	<b>2023-Present</b>
Pardo, Richard	1980-81
Paulette, Todd	1986-89
Pedroso, Giampaolo	1989-92
Perea, Anthony	2020
Perge, Damir	1981-83
Perge, Dan	1981-84
Peterson, Mitchell	1976-77
Petraeus, Alexander	2022-2023
Petrucelli, Nicholas	2014
Pettigrew, Bill	1987-88
Pfeil, David	1986, 1988-90
Pfeil, Dwayne	1989
Pflugger, Brandon	2009
Phillips, Randy	1977-80
Pilato, Pasquale	1992-93
Pittman, Drew	1978-80
Polic, Ivan	1992-95
Ponce, Amaury	2012-13
Ponder, Philip	2016-19
Pope, Brock	2024
Post, Jorde	1990-91
Porras, Eddie	1976, 1978-80
Prampin, Alan	1990-93
Preece, Clive	1985-88
Presthus, Tom	1993-96
Prickett, Greg	1986
Priest, Wyatt	2018-2022
Puskarich, Eddie	2012-13

## R

Raggio, Stephen	1994-97
Ramirez, Luis	1975-76
Reazie, Bahrn	1978
Reed, Lance	1988
Reingold, Richard	1984
Reynolds, Johnny	1989-92
Reynolds, Keith	1998
Riboud, Basile	2009
Rice, Jared	2014-17
Richards, Doug	1981-82
Robertson, Adam	2001-04
Robles, Juan	2011
Rockwell, Max	2010-13
Rosales, Damian	2011-14
Rosenbaum, Ryan	2009-12
Ross, Scott	1988-90
Ruiz, Nick	2014-16
<b>Russell, Soren</b>	<b>2025-Present</b>
Ruvalcaba, Cesar	2024

Russell, Cliff	1981-83
Ryan, Greg	1975-78

## S

Sabetpour, Nasser	1977-80
Sacasa, Carlos	1998-00
Saco-Vertiz, Roque	1981-82
Sagal, Jared	1991-94
Saintus, Dane	2006-09
Saintus, Dario	2003-06
Salazar, Luis	2003-04
<b>Salvo, Alex</b>	<b>2022-Present</b>
Sandbo, Steve	2004-07
Schrack, Derek	2012
Schroeder, Cody	1989-92
Schroeder, Tim	1982
Schwabach, Kevin	1995
Sciortino, Chris	1989
Sendejas, Chris	2010-12
Shackleford, Akean	2017-2018
Shamieh, Ramez	2000-02
Shanks, Tobin	2018-2022
Short, Trevor	1990-91
Shuleva, Ben	2006-07
Simmons, Aaron	2011-12
Simonsen, Skage	2020-2022
<b>Skilberg, Fredrik</b>	<b>2022-Present</b>
Smith, Alex	2004
Smith, Caleb	2015-18
Smith, Joe	1975-77
Smith, Spencer	2002
Smith, Will	2012-14
Smith-Hastie, Henry	2019-2020
Sockwell, Aaron	1994-97
<b>Soghomonian, Stephan</b>	<b>2024-Present</b>
Solorzano, Giovanni	2000
Soto, Josue	2009-10
Soto, Tony	1997-98
Soufiane, Stefan	1993-96
Sparks, Bailey	2021-2024
Speed, Jacob	2013-15
Spencer, Ross	2001-04
Spencer, Ryan	2003
Stanley, Tom	1977-80
<b>Starnes, Slade</b>	<b>2025-Present</b>
Stauffer, Winn	1985-86
Still, James "Adam"	2008-11
Stokes, Jeff	1990-93
Stone, Justin	1995-96
Stronck, Hans	1983-86
Strouse, Andy	1991-92
Suarez, Alfredo "Toti"	1999-02
Szczuka, Jason	1995

## T


Tatum, Steve	1975
Taylor, Nick	2019-20
Teherhzada, Joe	1979
Terwege, Brandon	2019-2022
Thompson, Bryan	1988-91
Thompson, Luke	2017-20
Tibbets, Adam	1982-85
Tibbets, William	1985-86
Tomasso, T.J.	2001-04
Trostel, Zac	2001-02

## U

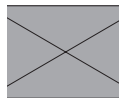
Underwood, Caleb	2014
Upton, David	1981-82
Uremovich, Michael	2003-05

## V

<b>Vaage, Yves</b>	<b>2024-Present</b>
van der Lee, Quentin	2021-2022



GARRETT MCLAUGHLIN



# ALL-TIME LETTERWINNERS

Vandegriffe, Chad	2008-09
Vargas, Carlos	2018
Vazquez, Danny	2004
Vasquez, Walberto "Pana"	2007, 2009-10
Victor, Cameron	2024
Vazquez, Leobardo	2012-13
Villanueva, Jon	1991
Vincet, Austin	2017
Volf, Keith	1992

## W

Wagner, Joey	1994-97
Walsh, Diego	1999-02
Walther, Paul	1975
Warrington, Lane	2018-2022
Wedell, Corky	1975-77
Welch, Garrett	2014-17
Westergren, Mads	2021-2023
Whiteley, Matt	1999-00
Wideman, Matt	2004-06
Wileman, Chase	2003-06
Williams, DJ	2016-19
Williams, Tyler	2007-08
Williamson, Davey	1977-80
Williamson, Joey	1988
Wills, Jarrad	1992-94
Wilson, Jacob	1994-96, 1998
Wilson, Mark	1977
Wintergalen, Patrick	2017
Wong, Ming	2007
Wright, Ted	1983-84
Wyse, Mike	1982

## Y

Yassine, Abdul	2014-17
Yasuda, Tosh	2016-17

## Z

Zabasajja, Jonathan	2013
<b>Zarnick, Owen</b>	<b>2022-Present</b>
Zelinsky, George	1976-78

# YEAR-BY-YEAR RESULTS

## 1975 | 14-4-3 COACH: JIMMY BENEDEK

	at TCU	8-1	W
9/4	at Colorado College	3-1	L
9/6	at Air Force	2-1	W
9/13	LeTourneau	6-0	W
9/	Denver College	8-1	W
9/20	Dallas Baptist	6-0	W
9/27	Baylor	6-0	W
10/1	Midwestern St.	3-0	W
10/4	Texas-Arlington	5-0	W
10/	vs. Simon Fraser (T1)	7-0	L
10/	vs. Seattle Pacific (T1)	5-0	W
10/	vs. #7 San Jose St. (T1)	2-0	W
10/18	at LeTourneau	1-0	L
10/19	at Dallas Baptist	2-0	W
10/23	at Mo.-St. Louis	1-1	T
10/26	at Saint Louis	6-2	L
11/1	at Baylor	3-0	W
11/8	at Texas-Arlington	0-0	T
	Midwestern St. (T2)	3-1	W
11/15	at Houston (T2)	3-3	T
	at Texas (T2)	1-0	W

T1-UW Classic (Seattle, Wash.)  
T2-Texas College Soccer League Playoffs  
(Tournament Seed)

## 1976 | 12-4-2 COACH: JIMMY BENEDEK

8/29	TCU	5-0	W
9/3	Houston	4-0	W
	Colorado State	3-0	W
9/12	at Midwestern St.	2-1	W
9/17	Texas	4-0	W
9/19	Dallas Baptist	7-2	W
9/25	Mo.-St. Louis	2-1	W
10/1	at Quincy	3-2	L
10/8	Texas-Arlington	4-0	W
10/14	at Washington (T1)	0-0	T
10/15	vs. W. Washington (T1)	3-0	W
10/15	vs. Washington St. (T1)	0-0	T
10/22	Richland	3-2	L
	at Texas A&M	4-0	W
11/2	North Texas	3-1	W
11/5	Blackburn	2-1	W
11/7	Quincy	4-2	L
11/12	Saint Louis	3-0	L

T1-UW Classic (Seattle, Wash.)  
(Tournament Seed)

## 1977 | 10-5-0 COACH: JIMMY BENEDEK

8/26	Texas Tech	3-1	W
9/2	Texas-Arlington	3-0	W
	Dallas Baptist	7-0	W
9/10	Midwestern St.	3-0	W
9/17	St. Mary's	2-0	WOT
9/24	vs. Davis & Elkins (T1)	3-2	LOT
9/25	at Quincy (T1)	3-1	L
9/30	at North Texas	3-2	LOT
10/5	Chicago Circle	5-0	W
10/8	at Houston	5-0	W
10/14	Cleveland State	2-1	L
10/22	at Texas	8-1	W
10/28	Colorado College	6-0	W
10/30	Lewis	3-2	L
11/12	at TCU	4-1	W

T1-Quincy Tournament (Quincy, Ill.)  
(Tournament Seed)

## 1978 | 14-1-1 COACH: JIMMY BENEDEK

8/28	#6 UCLA	2-1	W
9/3	Wisc.-Milwaukee	4-0	W
	at Arkansas	4-1	W
	at Texas Tech	10-0	W
	Wisc.-Parkside	3-0	W
9/24	Wisc.-Green Bay	4-0	W
9/29	North Texas	1-0	W
10/1	TCU	2-0	W
10/8	SIU-Edwardsville	4-1	L
	at Rice	3-0	W
	at Wooster	1-0	W
10/14	at Cleveland St.	1-1	T2OT
10/20	Houston	5-0	W
	at Texas A&M	8-0	W
11/4	Baylor	2-1	W
11/11	Texas	4-2	WOT

(Tournament Seed)

## 1979 | 15-2-1 COACH: JIMMY BENEDEK

9/7	Texas Tech	7-0	W
9/9	Austin College	11-0	W
9/15	at #1 Indiana (T1)	1-0	W
9/16	vs. Akron (T1)	1-0	W
9/21	Seattle Pacific	2-1	W
9/23	Arkansas	3-0	W
9/25	Hardin-Simmons	2-1	W
9/30	Air Force	2-1	W
10/4	at North Texas	1-0	W
10/13	at Baylor	6-0	W
10/20	at Houston	2-0	W
10/24	at TCU	4-1	W
10/26	Texas A&M	4-0	W
10/28	Rice	2-1	W
11/3	at Wisc.-Milwaukee	2-0	L
11/5	at #8 SIU-Ed.	1-1	TOT
11/9	at Texas	3-2	W

-NCAA PLAYOFFS-

11/25	SIU-Edwardsville	2-0	L
-------	------------------	-----	---

T1-Indiana Classic (Bloomington, Ind.)  
(Tournament Seed)

## 1980 | 14-2-2 COACH: JIMMY BENEDEK

9/1	#2 Indiana	1-1	TOT
9/6	at Tulsa	9-0	W
9/12	#6 SIU-Edwardsville	1-1	TOT
9/19	#18 Saint Louis	2-0	L
9/27	at Texas Tech	4-0	W
10/1	Hardin-Simmons	3-0	W
10/4	North Texas	1-0	W
10/8	Austin College	11-0	W
10/	Texas	4-0	W
10/18	Evansville	2-0	W
10/24	at Texas A&M	4-0	W
10/26	at Rice	6-0	W
11/2	Arkansas	9-0	W
11/2	Houston	1-0 <sup>^</sup>	W
11/5	TCU	6-0	W
11/9	Baylor	7-1	W

-NCAA PLAYOFFS-

11/23	SIU-Edwardsville	2-0	W
11/30	at #7 Saint Louis	3-1	L

<sup>^</sup>-forfeit  
(Tournament Seed)

## 1981 | 16-4-1 COACH: JIMMY BENEDEK

9/4	at TCU	5-0	W
9/6	North Texas	2-0	W
9/10	vs. E. Illinois (T1)	2-0	L
9/11	at Air Force (T1)	2-0	W
9/13	vs. Creighton (T1)	3-1	WOT
9/18	at SIU-Ed. (T2)	5-0	L
9/19	vs. Rockhurst (T2)	3-0	L
9/21	at Saint Louis	2-2	T
9/27	Midwestern St.	2-0	W
10/2	Tulsa	4-0	W
10/4	Texas Tech	4-0	W
10/10	at Texas	1-0	W
10/17	at Hardin-Simmons	3-0	W
10/20	Creighton	6-2	W
10/24	Rice	4-0	W
10/29	TCU	3-0	W
10/31	Arkansas	1-0	W
11/1	Texas A&M	3-1	W
11/4	Richland	4-0	W
11/8	at North Texas	2-1	L
11/14	at Baylor	6-1	W

T1-U.S. Air Force Classic (Colorado Springs, Colo.)  
T2-SIU-Edwardsville Classic (Edwardsville, Ill.)  
(Tournament Seed)

## 1982 | 14-2-2 COACH: JIMMY BENEDEK

9/1	at TCU	4-0	W
9/4	Baylor	4-0	W
9/9	#12 SIU-Edwardsville	2-0	L
9/12	#8 Saint Louis	2-1	W
9/20	at North Texas	2-1	W
9/21	Hardin-Simmons	4-0	W
10/1	at Rice	8-0	W
10/3	at Texas A&M	4-0	W
10/8	NE Louisiana	4-1	W
10/10	Air Force	4-2	W
10/11	Creighton	2-0	W
10/15	at Western Illinois	3-1	W
10/16	at Eastern Illinois	0-0	T
10/22	Memphis State	10-0	W
10/27	TCU	5-0	W
11/1	BYU	1-0	W
11/4	North Texas	2-1	L
11/10	at Midwestern St.	1-1	T

(Tournament Seed)

## 1983 | 10-7-3 COACH: JIMMY BENEDEK

9/1	Sam Houston St.	4-0	W
9/3	at #19 Air Force	2-2	T
9/5	at #5 Colorado College	3-3	T
9/9	Eastfield	8-2	W
9/11	#3 Connecticut	4-2	W
9/17	North Texas	1-0	L
9/20	TCU	4-1	W
9/23	vs. #20 SIU-Ed. (T1)	1-1	TOT
9/25	at Saint Louis (T1)	3-1	L
9/28	at Fresno State	1-0	L
9/30	at San Francisco	5-3	L
10/9	NE Louisiana	2-0	W
10/14	Centenary	6-0	W
10/16	#3 Eastern Illinois	3-1	W
10/21	#11 Alabama A&M	1-0	L
10/24	Houston Baptist	3-0	W
10/30	at #7 North Texas	2-0	W
11/2	at Hardin-Simmons	3-2	W
11/11	Midwestern St.	2-1	L

-NCAA PLAYOFFS-

11/16	at Saint Louis	2-1	L
-------	----------------	-----	---

T1-Saint Louis Invitational (St. Louis, Mo.)  
(Tournament Seed)

# YEAR-BY-YEAR RESULTS

1984 | 10-4-3

COACH: SCHELLAS HYNDMAN

9/1	Sam Houston St.	5-2	W
9/7	at Boston College	1-0	L
9/9	at #4 Connecticut	4-0	L
9/15	Hardin-Simmons	2-0	W
9/21	SIU-Edwardsville	2-2	TOT
9/23	Saint Louis	1-0	L
9/28	San Francisco	3-2	W
10/5	at NE Louisiana	4-3	W
10/7	at Centenary	4-0	W
10/13	at Northwestern St.	0-0	T
10/16	at North Texas	4-1	W
10/19	Tulsa	3-0	W
10/21	Air Force	2-0	W
10/27	North Texas	2-1	W
11/3	at Houston Baptist	2-2	T
11/7	at TCU	1-0	W

-NCAA PLAYOFFS-

11/23	at Saint Louis	5-3	L
-------	----------------	-----	---

(Tournament Seed)

1985 | 17-5-0

COACH: SHELLAS HYNDMAN

9/4	TCU	3-0	W
9/6	Hardin-Simmons	4-0	W
9/8	FIU	3-2	L
9/13	at San Francisco	1-0	L
9/14	at California	1-0	L
9/17	Centenary	2-0	W
9/20	at SIU-Edwardsville	2-1	L
9/21	at Saint Louis	2-0	W
9/27	#5 North Texas	3-0	W
10/4	at Creighton (T1)	1-0	W
10/5	vs. BYU (T1)	1-0	W
10/11	NE Louisiana	4-2	W
10/18	Northern Illinois	2-1	WOT
10/20	Midwestern St.	5-0	W
10/23	Houston Baptist	2-1	W
10/25	at North Texas	2-1	W
11/1	Quincy	3-0	W
11/3	Eastern Illinois	1-0	W
11/8	#7 UNLV	3-0	W
11/9	New Mexico	1-0	W

-NCAA PLAYOFFS-

11/24	#17 Air Force	2-1	W
12/1	at #2 UCLA	2-0	L

T1-Creighton Classic (Omaha, Neb.)  
(Tournament Seed)

1986 | 15-2-2

COACH: SCHELLAS HYNDMAN

9/5	at TCU	4-2	W
9/13	Tulsa	5-1	W
9/19	vs. #2 S. Carolina (T1)	3-2	W
9/20	vs. #1 Evansville (T1)	1-1	TOT
9/26	Western Illinois	2-1	W
10/3	North Texas	3-1	W
10/8	Sam Houston St.	8-0	W
10/10	Centenary	1-0	W
10/12	Hardin-Simmons	2-0	W
10/15	at North Texas	2-2	TOT
10/18	at Midwestern St.	2-0	W
10/24	SIU Edwardsville	1-0	W
10/26	#12 Saint Louis	2-0	W
10/31	at E. Illinois (T2)	1-0	W
11/2	vs. Illinois St. (T2)	4-3	WOT
11/8	vs. #16 San Diego St. (T3)	3-0	L
11/9	at UNLV (T3)	2-0	W

-NCAA PLAYOFFS-

11/23	#15 Saint Louis	3-1	W
11/30	at #16 Fresno St.	1-0	L

T1- Saint Louis Invitational (St. Louis, Mo.)  
T2- E. Illinois Invitational (Charleston, Ill.)  
T3- UNLV Invitational (Las Vegas, Nev.)  
(Tournament Seed)

1987 | 13-4-1

COACH: SCHELLAS HYNDMAN

9/4	vs. #15 Evansville (T1)	2-1	L
9/5	at Indiana (T1)	2-1	L
9/11	vs. #13 UCLA (T2)	2-1	W
9/12	at UNLV (T2)	2-1	W
9/18	at TCU	5-2	W
9/26	North Texas	4-1	W
9/29	Tulsa	3-0	W
10/2	Hardin-Simmons	2-0	W
10/4	Texas-Pan Am	8-1	W
10/9	Midwestern St.	3-2	L
10/16	#1 Virginia (T3)	1-0	W
10/18	#4 San Francisco (T3)	1-0	W
10/23	at SIU Edwardsville	1-1	T
10/25	at Saint Louis	2-1	W
10/30	Illinois State	1-0	W
11/1	Western Illinois	5-0	W
11/7	TCU	2-1	W

-NCAA PLAYOFFS-

11/21	#20 San Diego St.	3-2	L
-------	-------------------	-----	---

T1- Indiana Classic (Bloomington, Ind.)

T2- UNLV Invitational (Las Vegas, Nev.)

T3- SMU Classic (Dallas, Texas)

(Tournament Seed)

1988 | 12-3-6

COACH: SCHELLAS HYNDMAN

9/1	at TCU	2-0	W
9/6	Centenary	4-2	W
9/10	vs. California (T1)	2-1	W
9/11	at San Francisco (T1)	1-0	L
9/14	Houston Baptist	2-0	W
9/17	Hardin-Simmons	3-0	W
9/23	#10 San Diego St. (T2)	1-1	T
9/24	#18 UNLV (T2)	0-0	T
9/29	at North Texas	0-0	T
10/5	SW Missouri St.	4-0	W
10/8	at Midwestern St.	2-0	L
10/14	FIU	1-0	W
10/15	Wisconsin	2-2	T
10/21	SIU Edwardsville	2-0	W
10/23	#4 Saint Louis	0-0	T
10/28	at Western Illinois	0-0	T
10/30	at Illinois State	4-3	W
11/5	TCU	4-0	W

-NCAA PLAYOFFS-

11/12	#15 Notre Dame	2-0	W
11/20	at #4 St. Louis	2-1	W2OT
11/27	at #5 S. Carolina	1-0	L

T1- USF Classic (San Francisco, Calif.)

T2- SMU Classic (Dallas, Texas)

(Tournament Seed)

1989 | 15-5-0

COACH: SCHELLAS HYNDMAN

9/1	Texas- Pan Am	5-1	W
9/8	vs. #14 Fresno St. (T1)	3-1	LOT
9/9	at UNLV (T1)	4-3	W
9/15	Centenary	2-0	W
9/19	at TCU	3-0	W
9/22	North Texas	1-0	W
9/29	Stanford (T2)	1-0	L
9/30	San Diego St. (T2)	2-1	L
10/6	vs. #3 Portland (T3)	1-0	W
10/8	at Clemson (T3)	2-1	L
10/13	Midwestern St.	5-0	W
10/15	Drake	2-0	W
10/16	at Hardin-Simmons	6-0	W
10/20	at SIU Edwardsville	7-1	W
10/22	at #9 Saint Louis	1-0	W
10/27	Illinois State	1-0	W
10/29	Air Force	6-1	W
11/3	Western Illinois	8-2	W

-NCAA PLAYOFFS-

11/12	at #7 Evansville	1-0	W
11/19	#12 Howard	2-1	L2OT

T1- UNLV Classic (Las Vegas, Nev.)

T2- SMU Classic (Dallas, Texas)

T3- Clemson Tournament (Clemson, S.C.)

1990 | 18-4-1

COACH: SCHELLAS HYNDMAN

8/29	Ark.-Little Rock	3-0	W
9/2	at North Texas	1-0	W
9/7	vs. #9 NC St. (T1)	2-0	W
9/9	at Duke (T1)	1-0	WOT
9/14	Tulsa	2-0	W
9/17	Master's College	7-0	W
9/19	TCU	3-0	W
9/22	at Air Force (T2)	2-1	L
9/23	vs. CSU-LA (T2)	3-1	W
9/28	Eastern Illinois	3-0	W
10/5	#15 Washington (T3)	2-1	W
10/6	Alabama A&M (T3)	2-0	W
10/12	at Midwestern St.	2-1	L
10/15	Creighton	4-0	W
10/19	SIU Edwardsville	4-0	W
10/21	#7 Saint Louis	1-1	TOT
10/26	SW Missouri St.	3-0	W
10/30	at Centenary	6-0	W
11/3	at #20 Illinois St. (T4)	3-2	L
11/4	vs. Wisconsin (T4)	1-0	W

-NCAA PLAYOFFS-

11/11	#13 Illinois State	2-1	W
11/18	at #11 Fresno St.	2-1	W
11/25	at #2 UCLA	2-0	L

T1- Duke Classic (Durham, N.C.)

T2- U.S. Air Force Classic (Colorado Springs, Colo.)

T3- SMU Classic (Dallas, Texas)

T4- Illinois State Classic (Normal, Ill.)

(Tournament Seed)

1991 | 16-4-1

COACH: SCHELLAS HYNDMAN

9/7	SW Missouri St.	3-0	W
9/10	Centenary	5-0	W
9/13	at Washington (T1)	4-0	L
9/15	vs. #11 Portland (T1)	2-1	W
9/20	North Texas	2-0	W
9/24	TCU	3-1	W
9/27	at Eastern Illinois	3-0	W
9/29	at Northern Illinois	2-0	W
10/4	at Creighton	2-0	W
10/11	#18 Wisconsin (T2)	2-1	L
10/13	#8 Duke (T2)	3-0	W
10/18	at SIU Edwardsville	2-1	W
10/20	at #5 Saint Louis	2-0	L
10/25	CSU-Los Angeles	3-0	W
10/27	Ark.-Little Rock	3-1	W
10/29	Tulsa	1-0	L
11/1	Illinois State	2-0	W2OT
11/10	at TCU	3-0	W

-NCAA PLAYOFFS-

11/16	#21 Tulsa	5-3	W
11/23	at #4 Rutgers	3-2	W
12/1	at #5 Indiana	2-2	T4OT

(Indiana advances on PKs 5-4)

T1- UW Classic (Seattle, Wash.)

T2- SMU Classic (Dallas, Texas)

(Tournament Seed)

# YEAR-BY-YEAR RESULTS

1992 | 15-3-3

COACH: SCHELLAS HYNDMAN

9/6	Drake	3-0	W
9/7	UNLV	1-1	TOT
9/13	Mercer	4-1	W
9/17	at North Texas	4-2	WOT
9/22	at Centenary	4-1	W
9/25	#13 Creighton	2-1	L
9/27	Eastern Illinois	5-1	W
10/2	vs. UW-Milwaukee (T1)	3-2	WOT
10/4	at Quincy (T1)	2-0	L
10/9	Tulsa	6-1	W
10/11	Ark.-Little Rock	9-3	W
10/16	vs. CSU-Fullerton (T2)	4-2	W
10/18	at #2 UCLA (T2)	1-1	TOT
10/23	#8 Saint Louis	3-1	L
10/25	#24 SIU Edwardsville	5-0	W
10/29	at FIU (T3)	2-1	W
11/1	vs. San Francisco (T3)	2-1	W
11/8	at TCU	6-1	W
-NCAA PLAYOFFS-			
11/14	#25 Air Force	4-1	W
11/21	at #2 Creighton	1-0	W
11/28	at #11 Duke	0-0	T4OT

(Duke advances on PKs 7-6)

- T1- Quincy Tournament (Quincy, Ill.)
- T2- UCLA Tournmanet (Los Angeles, Calif.)
- T3- FIU Classic (Miami, Fla.)  
(Tournament Seed)

1993 | 11-8-0

COACH: SCHELLAS HYNDMAN

9/4	North Texas	5-2	W
9/11	at Tulsa	2-0	W
9/17	#17 FIU (T1)	2-1	W
9/18	#7 UCLA (T1)	4-0	L
9/24	vs. N. Illinois (T2)	2-1	L
9/26	at E. Illinois (T2)	4-3	WOT
10/1	at #21 Santa Clara (T3)	1-0	L
10/3	vs. St. Mary's (T3)	2-1	W
10/8	vs. #6 St. John's (T4)	3-1	L
10/9	at #7 Rutgers (T4)	1-0	L
10/13	Ark.-Little Rock	5-0	W
10/15	at #1 Creighton (T5)	3-2	L
10/16	vs. Drake (T5)	0-2	LOT
10/19	Oral Roberts	1-0	W
10/22	at #11 Saint Louis	2-0	L
10/24	at SIU Edwardsville	4-2	W
10/29	Texas-Pan Am	4-1	W
11/3	Centenary	4-0	W
11/7	TCU	13-0	W

- T1- SMU Classic (Dallas, Texas)
- T2- E. Illinois Classic (Charleston, Ill.)
- T3- Santa Clara Classic (Santa Clara, Calif.)
- T4- Rutgers Classic (New Brunswick, N.J.)
- T5- Creighton Classic (Creighton, Neb.)  
(Tournament Seed)

1994 | 15-4-1

COACH: SCHELLAS HYNDMAN

9/3	vs. UW Milwaukee (T1)	2-1	W
9/4	at #18 Wisconsin (T1)	2-0	W
9/9	at UNLV (T2)	2-0	W
9/11	vs. Washington (T2)	2-1	LOT
9/14	Tulsa	2-1	L
9/18	#10 Creighton	2-1	W
9/21	Oral Roberts	5-0	W
9/30	Eastern Illinois	3-1	W
10/4	at TCU	2-0	W
10/7	Centenary	6-1	W
10/9	Midwestern St.	3-1	W
10/14	at Notre Dame	0-0	TOT
10/16	at Illinois State	5-2	W
10/21	SIU Edwardsville	5-0	W
10/23	#15 Saint Louis	4-2	W
10/29	#17 Santa Clara (T3)	2-0	W
10/30	Rutgers (T3)	2-0	W
11/2	#9 Duke *	1-0	L
-NCAA PLAYOFFS-			
11/20	#15 Wisconsin	2-1	W
11/27	#7 UCLA	4-2	L

\*- at Davidson, N.C.

- T1- UW Classic (Madison, Wisc.)
- T2- UNLV Classic (Las Vegas, Nev.)
- T3- SMU Classic (Dallas, Texas)  
(Tournament Seed)

1995 | 16-4-1

COACH: SCHELLAS HYNDMAN

9/2	at Air Force (T1)	0-0	T
9/4	vs. New Mexico (T1)	3-2	L
9/9	#14 Tulsa	5-1	W
9/15	at #12 Creighton (T2)	2-1	W
9/17	vs. Bowling Green (T2)	2-1	W
9/23	Incarnate Word (T3)	3-1	W
9/24	Texas-Pan Am (T3)	8-0	W
9/29	at Butler (T4)	2-1	LOT
10/1	vs. FIU (T4)	1-0	W
10/7	at Midwestern St.	2-1	W
10/14	Oral Roberts	3-0	W
10/16	West Texas St.	4-1	W
10/20	vs. #3 S. Carolina (T5)	3-0	W
10/22	at #5 Saint Louis (T5)	2-1	W
10/28	S. Alabama (T6)	2-1	W
10/29	#21 Fresno St. (T6)	1-0	L
11/1	at Centenary	5-1	W
11/12	TCU	5-0	W
-NCAA PLAYOFFS-			
11/19	#15 Saint Louis	4-1	W2OT
11/26	#6 Clemson	3-1	W
12/3	#5 Wisconsin	2-0	L

- T1- U.S. Air Force Classic (Colorado Springs, Colo.)
- T2- Creighton Classic (Creighton, Neb.)
- T3- SMU Tournament (Dallas, Texas)
- T4- Butler Invitational (Indianapolis, Ind.)
- T5- Saint Louis Invitational (St. Louis, Mo.)
- T6- SMU Classic (Dallas, Texas)  
(Tournament Seed)

1996 | 14-5-1

COACH: SCHELLAS HYNDMAN

8/31	SW Missouri St.	3-2	W
9/7	vs. No. 2 Duke (T1)	2-0	L
9/8	vs. No. 3 UCLA (T1)	1-0	L
9/14	Butler (T2)	2-1	W
9/15	No. 22 Saint Louis (T2)	4-1	W
9/18	Mercer	2-0	W
9/20	vs. No. 7 Cal State Full. (T3)	3-1	W
9/22	vs. No. 22 Bowling Green (T3)	2-1	W
9/27	UCSB (T4)	1-0	L
9/29	UW Milwaukee (T4)	4-0	W
10/6	South Carolina	3-2	WOT
10/11	Tulsa	4-0	W
10/18	at No. 23 Air Force	3-2	L
10/20	at New Mexico	2-0	W
10/25	No. 14 Fresno State	1-0	W
10/27	San Jose State	2-2	TOT
11/1	at San Diego State	6-2	W
11/3	at UNLV	4-0	W
11/10	at TCU	5-0	W
-NCAA PLAYOFFS-			
11/24	No. 16 Creighton	2-0	L

- T1- Indiana Classic (Bloomington, Ind.)
- T2- SMU Invitational ( Dallas, Texas)
- T3- Fresno State Classic (Fresno, Calif.)
- T4- SMU Classic ( Dallas, Texas )  
(Tournament Seed)

1997 | 19-2-1

COACH: SCHELLAS HYNDMAN

8/31	Centenary	3-2	W
9/7	at S. Carolina	2-1	L
9/12	vs. Drake (T1)	2-0	W
9/14	at No. 5 Creighton (T1)	3-1	W
9/20	Loyola	4-1	W
9/26	SW Missouri St. (T2)	2-1	WOT
9/28	UT-Pan Am (T2)	9-1	W
10/3	No. 23 Notre Dame	1-0	W
10/10	San Diego State	2-0	W
10/11	UNLV	2-0	W
10/17	at Fresno State	3-0	W
10/19	at San Jose State	3-2	WOT
10/24	No. 25 Air Force	3-1	W
10/26	New Mexico	5-2	L
10/31	at Tulsa	3-1	W
11/4	Midwestern St.	4-0	W
11/9	TCU	2-1	W
11/14	vs. San Jose St. (T3)	2-1	W
11/16	vs. Tulsa (T3)	4-0	W
-NCAA PLAYOFFS-			
11/23	No. 15 Rider	1-0	W
11/30	No. 20 Dartmouth	2-0	W
12/7	No. 14 Saint Louis	0-0	T4OT

(St. Louis advances on PKs, 5-3)

- T1- Creighton Classic ( Omaha, Neb.)
- T2- SMU Classic (Dallas, Texas)
- T3- WAC Champ. ( Las Vegas, Nev.)  
(Tournament Seed)

# YEAR-BY-YEAR RESULTS

1998 | 15-5-1

COACH: SCHELLAS HYNDMAN

9/1	Centenary	5-1	W
9/11	No. 5 Creighton (T1)	2-1	W
9/12	No. 1 Indiana (T1)	2-0	W
9/18	vs. Cincinnati (T2)	2-1	L
9/20	at No. 17 St. Louis (T2)	3-0	L
9/25	SW Missouri St.	3-2	L
9/27	CSU-Fullerton	1-0	W
10/2	DePaul	2-1	W
10/4	Florida Atlantic	1-0	W
10/9	Drury	3-0	W
10/11	Tulsa	1-1	TOT
10/16	at New Mexico	1-0	W
10/18	at Air Force	2-1	W
10/23	San Jose State	2-1	W
10/25	Fresno State	3-0	W
10/28	Midwestern St.	1-0	WOT
11/1	at TCU	2-1	WOT
11/6	at UNLV	2-1	W
11/8	at San Diego St.	4-3	WOT
11/13	vs. Tulsa (T3)	1-0	L

-NCAA PLAYOFFS-

11/21	at No. 21 Santa Clara	1-0	L
-------	-----------------------	-----	---

T1- SMU Classic (Dallas, Texas)

T2- Saint Louis Invitational (St. Louis, MO.)

T3- WAC Championship (Fresno, Calif)  
(Tournament Seed)

1999 | 16-4-0

COACH: SCHELLAS HYNDMAN

9/4	Creighton (T1)*		
9/5	vs Bradley (T1)	2-1	W
9/10	vs. Washington (T2)	1-0	W
9/12	vs. Detroit (T2)	9-0	W
9/17	Saint Louis (T3)	1-0	L2OT
9/18	E. Illinois (T3)	3-0	W
9/24	at FIU (T4)	3-0	W
9/26	vs. Bowling Green (T4)	2-1	W
10/3	Midwestern St.	2-1	L2OT
10/8	Fresno State	4-0	W
10/1	San Jose State	2-0	W
10/17	at TCU	1-0	L
10/22	at Tulsa	2-0	W
10/24	at Drury	3-0	W
10/31	TCU	3-2	W
11/5	Drury	4-0	W
11/7	Tulsa	4-0	W
11/12	at San Jose State	5-1	W
11/14	at Fresno State	1-0	WOT

-NCAA PLAYOFFS-

11/20	No. 21 Creighton	2-1	W2OT
11/27	No. 16 UAB	2-0	L

\* Match called due to power outage

T1- Creighton Classic (Omaha, Neb.)

T2- UNLV Tournament (Las Vegas, Nev.)

T3- SMU Classic ( Dallas, Texas)

T4- FIU Classic (Miami, Fla.)

(Tournament Seed)

2000 | 20-5-0

COACH: SCHELLAS HYNDMAN

9/1	vs. San Diego (T1)	2-1	L
9/3	at CSU-Full. (T1)	2-1	L-OT
9/8	vs. Louisville (T2)	2-1	W
9/10	at No. 9 St. Louis (T2)	3-2	W
9/15	UNLV (T3)	7-0	W
9/16	George Mason (T3)	4-1	W
9/20	Midwestern St.	6-0	W
9/22	Drury	7-0	W
9/29	at No. 25 Bradley	3-2	W
10/1	at Eastern Illinois	2-1	W
10/6	No. 11 SW Missouri St.	2-1	W
10/8	Tulsa	1-0	W
10/13	at Evansville	5-0	W
10/15	at W. Kentucky	4-2	W
10/20	Vanderbilt	5-0	W
10/22	Belmont	10-1	W
10/27	at No. 16 Creighton	2-1	L
10/29	at Drake	2-1	W
11/3	TCU	8-1	W
11/5	SW Missouri St.	2-0	W
11/10	vs. No. 25 Bradley (T4)	1-0	L

-NCAA PLAYOFFS-

11/18	IUPUI	2-0	W
11/25	Kentucky	3-1	W

12/2	at (3) No. 6 Stanford	2-1	W
12/8	vs. No. 7 Connecticut	2-0	L

T1-CSU Classic (Fullerton, Calif)  
T2-Saint Louis Classic (St. Louis, Mo)  
T3-SMU Classic (Dallas, Texas)  
T4-MVC Tourn. (Maryland Heights, Mo.)  
(Tournament Seed)

2001 | 21-1-0

COACH: SCHELLAS HYNDMAN

8/31	at George Mason (T1)	2-1	W
9/2	vs James Madison (T1)	4-2	W
9/7	vs. No. 19 S. Carolina (T2)	3-2	W
9/9	at Coll. Of Charleston (T2)	3-0	W
9/21	vs. Wisconsin (T3)	6-0	W
9/23	vs. Memphis (T3)	7-0	W
9/27	at TCU	3-1	W
10/5	at W. Kentucky	2-0	W
10/7	at Vanderbilt	2-0	W
10/13	Drake	6-0	W
10/14	Creighton	4-2	W
10/20	at Tulsa	2-0	W
10/26	Eastern Illinois	4-0	W
10/28	Bradley	2-0	W
11/2	at SW Missouri St.	1-0	W
11/4	at Evansville	1-0	W
11/9	Vanderbilt	2-1	W2OT
11/16	vs. Bradley (T4)	2-0	W
11/18	vs. Creighton (T4)	2-1	W2OT

-NCAA PLAYOFFS-

11/25	New Mexico	2-0	W
12/2	No. 25 UCLA	1-0	W
12/8	(8) No. 8 St. John's	0-2	L

T1-George Mason Classic (Fairfax, Va)  
T2-Coll. Of Charleston Classic (Charleston, S.C.)  
T3-TCU Classic (Ft. Worth, Texas)  
T4-MVC Tourn. (Maryland Heights, Mo.)  
(Tournament Seed)

2002 | 16-1-5

COACH: SCHELLAS HYNDMAN

8/30	UT-Dallas	3-0	W
9/2	UW-Milwaukee	1-1	T2OT
9/6	at No. 1 Stanford	2-3	L
9/8	at California	1-0	W
9/13	UMKC (T1)	1-0	W
9/14	No. 8 Loyola (T1)	2-1	W
9/20	TCU	8-1	W
9/27	vs. Coll. Of Charleson (T2)	2-0	W
9/29	vs. Cincinnati (T2)	3-1	W
10/4	SW Missouri St.	2-0	W
10/6	Evansville	2-1	W
10/11	at Eastern Illinois	4-0	W
10/13	at No. 10 Bradley	1-1	T2OT
10/19	Western Kentucky	1-0	W
10/20	Vanderbilt	4-0	W
10/26	Tulsa	5-1	W
11/1	at Drake	0-0	T2OT
11/3	at No. 10 Creighton	2-1	W
11/8	Evansville (T3)	4-0	W
11/15	vs No. 10 Bradley (T4)	0-0	T2OT

(Bradley advances on PKs, 3-1)

-NCAA PLAYOFFS-

11/27	FIU	3-1	W
12/1	at (5) No. 6 Boston College	4-4	T2OT

(BC advances on PKs, 2-1)

T1-SMU Classic (Dallas, Texas)  
T2-TCU Classic (Ft. Worth, Texas)  
T3-MVC First Round (Dallas, Texas)  
T4-MVC Tourn. (Maryland Heights, Mo.)  
(Tournament Seed)

2003 | 13-6-3

COACH: SCHELLAS HYNDMAN

8/29	at FIU	4-2	W
9/5	at Loy. Marymount (T1)	4-1	W
9/7	vs. Santa Clara (T1)	3-1	L
9/12	Oral Roberts (T2)	1-0	W2OT
9/13	New Mexico (T2)	1-0	W
9/18	vs. Denver (T3)	2-0	W
9/19	vs. Stanford (T3)	0-0	T2OT
9/24	UT-Dallas	4-0	W
9/27	Centenary	5-1	W
10/3	at Evansville	3-1	L
10/5	at SW Missouri St.	2-1	L
10/10	Bradley	1-2	LOT
10/13	Eastern Illinois	1-0	W
10/18	at No. 15 Tulsa	0-1	LOT
10/24	at Vanderbilt	2-1	WOT
10/26	at W. Kentucky	5-3	W
10/31	No. 16 Creighton	2-0	L
11/2	Drake	2-0	W
11/8	vs. No. 17 Tulsa (T4)	1-0	W
10/11/4	vs. W. Kentucky (T4)	3-2	W
11/16	vs. No. 19 Bradley (T4)	1-1	T2OT

(SMU advances in PKs, 4-3)

-NCAA PLAYOFFS-

11/21	at No. 9 Santa Clara	1-1	T2OT
-------	----------------------	-----	------

(Santa Clara advances on PKs 4-1)

T1-LMU Classic (Los Angeles, Calif.)  
T2-SMU Classic (Dallas, Texas)  
T3-Tulsa Classic (Tulsa, Okla.)  
T4-MVC Tourn. (Maryland Heights, Mo.)  
(Tournament Seed)

# YEAR-BY-YEAR RESULTS

## 2004 | 16-4-1

COACH: SCHELLAS HYNDMAN

9/3	Kentucky (T1)	3-1	W
9/5	Stanford (T1)	2-0	L
9/10	at No. 4 St. Louis (T2)	1-0	WOT
9/12	vs. Cincinnati (T2)	3-2	W
9/17	at USF (T3)	3-0	L
9/19	vs. FIU (T3)	1-0	W
9/24	vs. Yale (T4)	5-2	W
9/26	vs. Penn St. (T4)	2-3	L2OT
10/1	at No. 4 Creighton	1-0	W
10/3	at Drake	3-0	W
10/8	Vanderbilt	2-1	W
10/10	Western Kentucky	4-0	W
10/15	Tulsa	4-0	W
10/22	Evansville	6-0	W
10/24	SW Missouri St.	4-0	W
10/31	at Eastern Illinois	4-1	W
11/5	Vanderbilt (T5)	2-0	W
11/12	vs. Bradley (T6)	1-1	T2OT
(SMU advances on PKs, 5-3)			
11/14	vs. Tulsa (T6)	2-1	W

-NCAA PLAYOFFS-

- T1-SMU Classic (Dallas, Texas)
- T2-Saint Louis Invitational (St. Louis, Mo)
- T3-USF Tournament (Tampa, Fla)
- T4-Tulsa Classic (Tulsa, Okla)
- T5-MVC First Round (Dallas, Texas)
- T6-MVC Tournament (Omaha, Neb.)  
(Tournament Seed)

## 2005 | 14-6-3

COACH: SCHELLAS HYNDMAN

9/2	No. 16 Notre Dame (T1)	4-1	L
9/4	No. 1 Indiana (T1)	4-0	L
9/9	West Virginia (T2)	1-0	W
9/11	South Florida (T2)	2-1	W2OT
9/16	Saint Louis (T3)	4-2	L
9/17	Loy.Marymount (T3)	1-1	T2OT
9/23	vs. No. 1 New Mexico (T4)	2-0	L
9/25	vs. No. 9 Creighton (T4)	1-1	T2OT
9/30	UAB	2-1	W
10/2	at Memphis	2-1	W
10/7	at Marahall	4-1	W
10/9	at Kentucky	2-1	W
10/14	UCF	1-0	W
10/16	FIU	4-0	W
10/22	at Tulsa	3-2	W
10/28	at East Carolina	7-0	W
10/30	at South Carolina	3-0	L
11/9	Tulsa (T5)	2-2	T2OT
(Tulsa advances on PKs, 5-4)			
-NCAA PLAYOFFS-			
11/18	San Francisco	2-1	W
11/22	at (5) No. 7 UCLA	3-0	W
11/27	at UNC-Greensboro	3-1	W
12/4	at (4) No. 2 North Carolina	3-2	W2OT
12/9	vs. (1) No. 3 Maryland (T6)	4-1	L

- T1-Indiana Classic (Bloomington, Ind.)
- T2-SMU Tournament (Dallas, Texas)
- T3 SMU Classic (Dallas, Texas)
- T4-Tulsa Classic (Tulsa, Okla.)
- T5-C-USA Tournament (Dallas, Texas)
- T6-College Cup (Cary, N.C.)  
(Tournament Seed)

## 2006 | 17-2-4

COACH: SCHELLAS HYNDMAN

8/25	vs. Wisconsin (T1)	1-0	WOT
8/27	vs. #24 UW Milwaukee (T1)	1-0	W
9/1	Cincinnati (T2)	6-0	W
9/2	No. 11 California (T2)	1-0	W
9/8	No. 10 Indiana (T3)	1-0	W
9/9	No. 17 Brown (T3)	5-1	W
9/12	Centenary	8-0	W
9/15	at No. 21 New Mexico(T4)	1-1	T2OT
9/17	vs. Dayton (T4)	1-0	W
9/22	at No. 20 Saint Louis	3-0	W
9/24	at UMKC	2-1	W
9/29	at FIU	3-2	W2OT
10/7	No. 13 Kentucky	4-0	W
10/11	Tulsa	2-0	W
10/14	at UCF	2-2	T2OT
10/18	No. 16 South Carolina	1-1	T2OT
10/21	at Memphis	3-0	W
10/25	at UAB	2-1	L
10/28	Marshall	1-0	W
11/1	vs. FIU (T5)	6-0	W
11/3	vs. (5) UAB (T5)	1-1	T2OT
(SMU advances on PKs, 3-1)			
11/5	vs. No. 13 Kentucky (T5)	2-0	W
-NCAA PLAYOFFS-			
11/15	UCSB	3-1	L

- T1-Tulsa Classic (Tulsa, Okla.)
- T2-SMU Tournament (Dallas, Texas)
- T3-SMU Classic (Dallas, Texas)
- T4-New Mexico Classic (Albuquerque, N.M.)
- T5-C-USA Tournament (Tulsa, Okla.)  
(Tournament Seed)

## 2007 | 14-5-2

COACH: SCHELLAS HYNDMAN

8/31	St. Louis	1-1	T2OT
9/7	Virginia (T1)	5-1	W
9/9	Georgetown (T1)	1-0	W
9/14	vs. No. 14 UCSB (T2)	1-2	LOT
9/16	vs. No. 23 Washington (T2)	2-0	L
9/20	Centenary	5-1	W
9/22	Oral Roberts	3-2	W2OT
9/28	at No. 23 Tulsa	2-2	T2OT
10/3	Missouri State	2-0	W
10/6	UCF	3-1	W
10/13	at Marshall	3-0	W
10/17	UAB	2-1	W
10/21	FIU	2-0	W
10/24	at South Carolina	3-0	W
10/27	Memphis	1-0	W
11/3	at Kentucky	1-2	W
11/7	Bradley	1-0	W
11/9	Central Arkansas	3-0	W
11/14	vs. FIU (T3)	3-1	L
-NCAA PLAYOFFS-			
11/24	Gonzaga	1-0	W
11/28	at (8) No. 7 Creighton	3-0	L

- T1-SMU Classic (Dallas, Texas)
- T2-New Mexico Classic (Albuquerque, N.M.)
- T3-C-USA Tournament (Birmingham, Ala.)  
(Tournament Seed)

## 2008 | 10-6-2

COACH: TIM MCCLEMENTS

8/29	vs. Old Dominion (T1)	2-0	W
8/31	at Virginia (T1)	3-1	W
9/5	vs. Stanford (T2)	2-0	W
9/7	at No. 11 California (T2)	1-1	T2OT
9/12	George Mason (T3)	3-0	W
9/13	Oakland (T3)	3-1	W
9/19	vs. N. Illinois (T4)	0-1	LOT
9/21	vs. Hofstra (T4)	1-0	W
9/27	Tulsa	4-1	L
10/5	at Memphis	1-2	LOT
10/8	South Carolina	1-1	T2OT
10/12	Central Arkansas	5-1	W
10/19	Marshall	1-0	L
10/22	at UAB	2-0	W
10/25	at UCF	2-0	W
11/2	Kentucky	2-1	L
11/7	at FIU	2-1	W
11/12	South Carolina (T5)	3-0	L

- T1-Virginia Classic (Charlottesville, Va.)
- T2-Cal Classic (Berkeley, Calif.)
- T3-SMU Classic (Dallas, Texas)
- T4-Tulsa Classic (Tulsa, Okla.)
- T5-C-USA Tournament (Dallas, Texas)  
(Tournament Seed)

## 2009 | 6-8-2

COACH: TIM MCCLEMENTS

9/4	vs. No. 3 Akron (T1)	1-0	L
9/6	vs. Seattle (T1)	4-0	W
9/11	at Brown (T2)	1-0	L
9/13	vs. Yale (T3)	3-2	W
9/18	Bradley (T3)	2-0	W
9/20	CSU-Northridge (T3)	2-1	L
9/25	UAB (T4)	1-1	T2OT
9/27	Missouri State (T4)	3-1	L
9/30	Centenary	4-1	W
10/4	Memphis	2-0	W
10/10	at Marshall	4-1	L
10/14	at South Carolina	3-2	L2OT
10/21	at No. 16 Tulsa	3-2	W
10/31	UCF	3-3	T2OT
11/4	at Kentucky	1-0	L
11/7	FIU	2-1	L

- T1-Tulsa Classic (Tulsa, Okla.)
- T2-Brown Classic (Providence, R.I.)
- T3-SMU Invitational (Dallas, Texas)
- T4-SMU Classic (Dallas, Texas)  
(Tournament Seed)

## 2010 | 16-2-2

COACH: TIM MCCLEMENTS

9/1	Missouri State	3-2	W2OT
9/4	Lipscomb (T1)	3-1	W
9/6	Seattle (T1)	3-0	W
9/10	vs. SIU-Ed. (T2)	1-0	W
9/12	vs. W. Illinois (T2)	2-1	W
9/17	vs. No. 16 Creighton(T3)	3-1	W2OT
9/19	at Bradley (T3)	3-1	W
9/24	at UAB (T4)	3-2	W
9/26	vs. Jacksonville (T4)	2-1	WOT
10/2	at UCF	2-1	L
10/6	No. 20 South Carolina	3-1	W
10/10	Marshall	2-1	WOT
10/20	No. 17 Tulsa	3-2	W
10/23	at Memphis	3-0	W
10/30	Kentucky	2-0	W
11/5	at FIU	2-1	WOT
11/12	vs. South Carolina (T5)	2-1	L
-NCAA PLAYOFFS-			
11/21	No. 17 Creighton	2-2	T2OT
(SMU advances on PKs, 5-3)			
11/28	(12) No. 12 William & Mary	1-0	W
12/3	(4) No. 4 North Carolina	1-1	T2OT
(UNC advances on PKs, 4-2)			

- T1-SMU Classic (Dallas, Texas)
- T2-Tulsa Classic (Tulsa, Okla.)
- T3-Bradley Invitational (Peoria, Ill)
- T4-UAB Tournament (Birmingham, Ala.)

# YEAR-BY-YEAR RESULTS

T5-C-USA Tournament (Memphis, Tenn.)  
(Tournament Seed)

2011 | 13-7-1

COACH: TIM MCCLEMENTS

8/27	No. 13 William & Mary	3-2	L
9/2	vs. NC State (T1)	1-0	LOT
9/4	at Duke (T1)	1-0	WOT
9/9	vs. Oakland (T2)	4-1	W
9/11	No. 3 UConn (T2)	1-0	L
9/16	Dartmouth (T3)	2-1	WOT
9/23	at CSU-Northridge	1-0	W
9/25	at No. 18 UCLA	2-1	W
10/1	No. 14 UCF	4-2	L
10/5	at Tulsa	2-1	W
10/8	at Marshall	1-1	T2OT
10/12	at South Carolina	3-2	W2OT
10/16	FIU	2-1	WOT
10/21	Missouri State	1-0	W
10/26	UAB	1-0	L
10/30	at Kentucky	2-0	L
11/4	Memphis	2-1	W
11/9	vs. Marshall (T4)	4-3	W
11/11	vs. S. Carolina (T4)	1-0	W
11/13	vs. No. 17 UAB (T4)	2-0	W

-NCAA PLAYOFFS-

11/20	No. 10 Akron	3-2	L
-------	--------------	-----	---

T1-Duke Classic (Durham, N.C.)

T2-Tulsa Classic (Tulsa, Okla.)

T3-SMU Classic (Dallas, Texas)

T4-C-USA Tournament (Tulsa, Okla.)

(Tournament Seed)

2012 | 10-5-5

COACH: TIM MCCLEMENTS

8/24	Campbell	1-1	T2OT
8/31	vs. No. 4 USF (T1)	1-0	L
9/2	vs. No. 3 New Mexico (T1)	3-1	L
9/7	at Dartmouth	2-1	W
9/9	at Harvard	3-2	W2OT
9/14	Oakland (T2)	1-0	W2OT
9/16	UC Davis (T2)	1-0	W
9/20	CSU Bakersfield	1-1	T2OT
9/24	South Carolina	2-1	W
9/29	at No. 23 UAB	1-0	W
10/3	No. 20 Tulsa	1-0	W
10/6	Kentucky	2-0	W
10/14	at UCF	1-0	L
10/17	at FIU	3-2	W
10/21	Missouri State	1-1	T2OT
10/28	Marshall	1-0	WOT
11/2	at Memphis	2-1	L
11/9	vs. Kentucky (T3)	2-2	T2OT

(SMU advances on PKs, 4-1)

-NCAA PLAYOFFS-

11/15	Winthrop	1-1	T2OT
-------	----------	-----	------

(Winthrop advances on PKs, 3-2)

T1-Tulsa Classic (Tulsa, Okla.)

T2-SMU Classic (Dallas, Texas)

T3-C-USA Tournament (Birmingham, Ala.)

(Tournament Seed)

2013 | 3-12-2

COACH: TIM MCCLEMENTS

8/30	at No. 1 Indiana (T1)	2-1	L
9/1	vs. No. 7 Notre Dame (T1)	2-1	L
9/6	vs. SIU Edwardsville (T2)	1-0	L
9/8	vs. Ohio State (T2)	1-0	L
9/13	vs. Hartwick (T3)	2-1	W
9/15	vs. UMKC (T3)	1-0	L
9/20	at Rutgers	1-0	W
9/27	at No. 5 Washington	2-1	L2OT
9/29	at Portland	3-0	L
10/6	vs. No. 17 Louisville	2-0	L
10/9	vs. Temple	1-1	T2OT
10/12	at Cincinnati	3-1	W
10/19	vs. UCF	0-0	T2OT
10/23	at Memphis	3-2	L
10/26	at USF	4-1	L
11/2	vs. No. 20 UConn	1-0	L
11/9	vs. No. 14 UConn (T4)	5-0	L

T1-IU Classic (Bloomington, Ind.)

T2-Tulsa Classic (Tulsa, Okla.)

T3-SMU Classic (Dallas, Texas)

T4-American Conference Tournament

(Tournament Seed)

2014 | 10-6-2

COACH: TIM MCCLEMENTS

8/29	at No. 10 Michigan State	1-0	L
8/31	at Michigan	3-0	L
9/5	Duke	3-1	W
9/12	Missouri State (T1)	1-0	L
9/14	Stony Brook (T1)	3-1	W
9/19	Oral Roberts	2-0	W
9/26	Tulsa	4-2	W
10/1	Northern Illinois	2-0	W
10/4	at UCF	1-1	T2OT
10/8	Memphis	2-0	W
10/11	at Temple	2-1	WOT
10/15	Central Arkansas [21]	7-0	W
10/18	No. 24 USF [21]	2-2	T2OT
10/22	at Tulsa [24]	1-0	L
10/25	at UConn [24]	2-1	L
11/1	Cincinnati	2-0	W
11/8	UCF (T2)	4-0	W
11/14	vs. Tulsa (T2)	2-0	L

T1-SMU Invitational (Dallas, Texas)

T2-American Conference Tournament

(Tournament Seed)

2015 | 15-3-4

COACH: KEVIN HUDSON

8/28	Sacramento State	2-0	W
8/30	UIC	2-1	W
9/4	at Boston College	4-2	L
9/6	at Harvard	2-2	T2OT
9/10	Portland	0-0	T2OT
9/13	No. 13 Stanford	3-2	L2OT
9/17	Houston Baptist	3-1	W
9/20	UC Irvine	2-0	W
9/26	at Tulsa	1-0	W
9/29	Oral Roberts	2-1	W
10/2	UCF*	2-1	W
10/7	at Memphis*	3-1	W
10/10	Connecticut*	1-0	W
10/17	at Cincinnati*	1-0	W2OT
10/21	Tulsa*	3-2	W
10/24	at No. 13 USF*	2-2	T2OT
10/31	Temple*	2-0	W
11/7	Cincinnati #	2-1	W
11/13	Tulsa #	2-2	T2OT

(Tulsa advanced on PKs, 4-3)

-NCAA PLAYOFFS-

11/19	Utah Valley (T1)	2-0	W
11/22	(13) at No. 10 Denver (T1)	1-0	WOT
11/29	(4) at No. 5 Akron (T1)	2-1	L

\* - Conference

# - American Conference Tournament

T1 - NCAA Tournament

(Tournament Seed)

2016 | 6-9-1

COACH: KEVIN HUDSON

8/26	Michigan State	2-1	L
8/29	Incarinate Word	3-0	W
9/2	Western Illinois	2-1	W
9/4	American	3-1	L
9/9	at Providence	1-0	L
9/11	at Brown	2-0	L
9/16	Santa Clara	1-0	L
9/19	No. 18 Akron	4-3	WOT
9/24	Tulsa*	3-0	L
9/27	Oral Roberts	3-1	W
10/1	at UCF*	1-0	L
10/8	Temple*	1-0	L
10/15	at Memphis*	4-0	W
10/23	Cincinnati*	1-0	W
10/29	USF*	1-0	L2OT
11/5	at Connecticut*	1-1	T

\* - Conference

(Tournament Seed)

2017 | 17-3-1

COACH: KEVIN HUDSON

8/25	UC Davis	3-2	W
9/1	Oakland [T1]	2-1	W
9/3	Cornell [T1]	3-0	W
9/7	at No. 1 Stanford	3-1	L
9/9	at Santa Clara	1-0	W
9/15	Loyola (Md.)	4-0	W
9/17	Brown	1-0	W
9/24	at Tulsa*	1-0	LOT
9/29	UCF*	2-1	W
10/7	at Temple*	2-1	W
10/10	Northeastern	6-0	W
10/14	Memphis*	1-0	W2OT
10/17	Oral Roberts	2-0	W
10/21	at Cincinnati*	2-0	W
10/29	at USF*	0-0	T2OT
11/4	Connecticut*	1-0	W
11/10	Temple #	4-0	W
11/12	UCF #	2-1	WOT

-NCAA PLAYOFFS-

11/16	Central Arkansas [T2]	2-0	W
11/19	(14) at #11 Georgetown [T2]	2-1	W2OT
11/25	(3) at #7 North Carolina [T2]	2-0	L

\* - Conference

# - American Conference Tournament

T1 - SMU Tournament (Dallas, Texas)

T2 - NCAA Tournament

(Tournament Seed)

2018 | 10-5-3

COACH: KEVIN HUDSON

8/24	Providence [T1]	2-1	L2OT
8/25	Campbell [T1]	4-0	W
8/31	No. 19 Denver	1-0	L
9/3	Incarinate Word	1-0	W
9/8	at Saint Louis	1-1	T2OT
9/14	HBU	3-1	L
9/16	Gonzaga	2-0	W
9/22	Tulsa*	1-0	W
9/28	at UCF*	2-0	L
10/1	at Stetson	3-1	W
10/6	USF*	1-1	T2OT
10/12	at Memphis*	3-0	W
10/20	Cincinnati*	3-1	W
10/28	at No. 15 UConn*	2-0	W
11/2	Temple*	2-1	W
11/8	Memphis #	2-1	W2OT
11/10	(7) at No. 9 UCF #	1-1	T2OT

-NCAA PLAYOFFS-

11/15	at No. 24 Oregon State [T2]	2-1	L
-------	-----------------------------	-----	---

\* - Conference

# - American Conference Tournament

T1 - SMU Tournament (Dallas, Texas)

T2 - NCAA Tournament

(Tournament Seed)

# YEAR-BY-YEAR RESULTS

## 2019 | 18-2-1

COACH: KEVIN HUDSON

8/30	Lipscomb	3-0	W
9/2	Houston Baptist	7-2	W
9/6	Saint Louis	2-0	W
9/9	UC Riverside	1-0	W
9/13	Valpo	6-0	W
9/16	at No. 2 Duke	2-0	W
9/21	at Denver	2-1	WOT
9/28	at Tulsa*	5-1	W
10/1	Central Arkansas	3-0	W
10/6	No. 11 UCF*	3-3	T
10/11	at USF*	3-0	W
10/18	Memphis*	4-3	LOT
10/22	Stetson	5-0	W
10/26	at Cincinnati*	7-1	W
11/1	Connecticut*	1-0	W
11/5	at Temple*	2-1	WOT
11/13	USF #	2-1	W2OT
11/16	No. 5 UCF #	1-0	W
-NCAA PLAYOFFS-			
11/24	Coastal Carolina T1	1-0	W2OT
11/30	(8) UCF %	2-1	WOT
12/6	#1 Virginia %	3-2	LOT

\* - Conference  
# - American Conference Tournament  
T1 - NCAA Tournament  
(Tournament Seed)

## 2020 | 5-5-1

COACH: KEVIN HUDSON

\*\*Played during Spring of 2021 due to COVID-19

2/6	at Memphis*	2-0	W
2/13	at USF*	7-0	W
2/21	Tulsa*	Postponed	
2/27	Memphis*	5-0	W
3/6	at Temple*	2-0	L
3/13	UCF*	2-0	L
3/20	RV USF*	3-2	W
3/27	at Tulsa*	2-1	L
4/2	at UCF*	2-1	L
4/6	Tulsa*	3-0	W
4/10	Temple*	2-1	LOT
4/15	at No. 20 UCF #	1-1	T2OT

(UCF advanced on PKs, 4-3)  
\* - Conference  
# - American Conference Tournament  
(Tournament Seed)

## 2021 | 8-5-3

COACH: KEVIN HUDSON

8/26	No. 8 Stanford	3-1	W
9/2	Houston Baptist	3-1	W
9/6	Denver	1-1	T2OT
9/10	No. 23 Saint Louis	1-1	T2OT
9/13	UIW	3-0	W
9/18	at Temple*	4-1	W
9/24	USF*	2-0	W
9/29	at No. 7 Tulsa*	2-1	L2OT
10/3	Temple*	1-0	W
10/9	at Memphis*	3-2	LOT
10/16	UCF*	2-1	L
10/22	at USF*	4-0	W
10/27	No. 8 Tulsa*	0-0	T2OT
10/31	at UCF*	5-0	W
11/5	Memphis*	4-1	L
11/11	at No. 2 Tulsa #	2-0	L

\* - Conference  
# - American Conference Tournament  
(Tournament Seed)

## 2022 | 10-6-1

COACH: KEVIN HUDSON

Aug. 25	Oral Roberts	ESPN+	W, 4-0
Aug. 28	at Stanford	Pac-12.com	L, 3-1
Sept. 2	Central Arkansas	ESPN+	W, 2-0
Sept. 5	UTRGV	ESPN+	W, 7-2
Sept. 9	at Saint Louis	ESPN+	W, 3-0
Sept. 13	UNC Greensboro	ESPN+	T, 0-0
Sept. 17	at Memphis*	ESPN+	L, 1-0
Sept. 23	FIU*	ESPN+	W, 6-4
Sept. 30	Temple*	ESPN+	W, 4-1
Oct. 5	at UCF*	ESPN+	W, 2-1
Oct. 9	UAB*	ESPN+	W, 1-0
Oct. 15	at Charlotte*	ESPN+	L, 3-1
Oct. 21	USF*	ESPN+	W, 3-1
Oct. 28	at FAU*	fausports.com	L, 2-1
Nov. 2	No. 12 Tulsa*	ESPN+	W, 3-2
Nov. 10	USF #	ESPN+	L, 1-0

-NCAA TOURNAMENT-  
Nov. 20 Vermont % ESPN+ L, 3-2  
\* - Conference  
# - American Conference Tournament  
% - NCAA Tournament  
(Tournament Seed)

## 2023 | 14-3-2

COACH: KEVIN HUDSON

Aug. 24	UTRGV	ESPN+	W, 2-1
Aug. 28	Central Arkansas	ESPN+	W, 5-0
Sept. 1	at Denver	Summit League	L, 3-1
Sept. 4	No. 25 Oral Roberts	ESPN+	W, 1-0
Sept. 8	Saint Louis	ESPN+	W, 1-0
Sept. 11	Yale	ESPN+	W, 1-0
Sept. 15	Memphis*	ESPN+	W, 2-1
Sept. 22	USF*	ESPNU	W, 2-1
Sept. 27	Grand Canyon	ESPN+	T, 1-1
Oct. 4	Charlotte*	ESPN+	W, 2-1
Oct. 8	at No. 25 FIU*	ESPN+	T, 2-2
Oct. 14	FAU*	ESPN+	W, 3-0
Oct. 21	at Tulsa*	ESPN+	W, 2-0
Oct. 27	at UAB*	ESPN+	W, 1-0
Nov. 1	Temple*	ESPN+	W, 2-1
Nov. 9	(4) Memphis #	ESPN+	W, 3-0
Nov. 12	(2) Charlotte #	ESPN+	L, 2-1

-NCAA TOURNAMENT-  
Nov. 19 No. 23 Denver % ESPN+ W, 2-1  
Nov. 25 Oregon State % ESPN+ L, 7-1

\* - Conference  
# - American Conference Tournament  
% - NCAA Tournament  
(Tournament Seed)

## 2024 | 12-3-6

COACH: KEVIN HUDSON

Aug. 22	Air Force	ACCNX	W, 1-0
Aug. 25	Oral Roberts	ACCNX	T, 1-1
Aug. 29	No. 6 Saint Louis	ACCNX	W, 1-0
Sept. 1	No. 9 Denver	ACCNX	T, 2-2
Sept. 7	No. 8 Pitt*	ACCNX	L, 3-1
Sept. 13	at California*	ACCNX	W, 2-1
Sept. 16	UIW	ACCNX	W, 2-0
Sept. 20	No. 13 Virginia Tech*	ACCNX	W, 2-0
Sept. 25	FIU	ACCNX	T, 1-1
Sept. 29	UTRGV	ACCNX	W, 3-2
Oct. 4	at No. 18 Duke*	ACCN	T, 2-2
Oct. 11	No. 5 Stanford*	ACCN	T, 2-2
Oct. 15	Central Arkansas	ACCNX	W, 1-0
Oct. 19	at No. 23 NC State*	ACCNX	L, 1-5
Oct. 25	Wake Forest*	ACCN	W, 3-0
Nov. 1	at Louisville*	ACCNX	W, 3-2
Nov. 6	(13) Boston College #	ACCNX	W, 1-0
Nov. 10	(5) Wake Forest #	ACCN	T2OT, 2-2

(Wake Forest advances on PKs, 5-4)  
-NCAA TOURNAMENT-  
Nov. 24 No. 19 Washington % ESPN+ W, 2-1  
Nov. 30 (5) at No. 5 Dayton % ESPN+ W, 3-1  
Dec. 8 (13) No. 8 Marshall % ESPN+ L, 3-2

\* - Conference  
# - ACC Tournament  
% - NCAA Tournament  
(Tournament Seed)

# NCAA TOURNAMENT RESULTS

**1979**  
 11/25 Second Round, 16 teams  
 SIU-Edwardsville 2-0 L

**1980**  
 11/23 First Round, 20 teams  
 SIU-Edwardsville 2-0 W

11/30 Second Round, 16 teams  
 at #7 Saint Louis 3-1 L

**1983**  
 11/16 First Round, 23 teams  
 at Saint Louis 2-1 L

**1984**  
 11/23 Second Round, 16 teams  
 at Saint Louis 5-3 L

**1985**  
 11/24 Second Round, 16 teams  
 Air Force 2-1 W

12/1 Quarterfinals, 8 teams  
 at UCLA 2-0 L

**1986**  
 11/23 Second Round, 16 teams  
 at Saint Louis 3-1 W

11/30 Quarterfinals, 8 teams  
 at Fresno State 1-0 L

**1987**  
 11/21 Second Round, 16 teams  
 San Diego State 3-2 L

**1988**  
 11/12 First Round, 24 teams  
 Notre Dame 2-0 W

11/20 Second Round, 16 teams  
 at Saint Louis 2-1 W2OT

11/27 Quarterfinals, 8 teams  
 at South Carolina 1-0 L

**1989**  
 11/12 First Round, 28 teams  
 at Evansville 1-0 W

11/19 Second Round, 16 teams  
 Howard 2-1 L2OT

**1990**  
 11/11 First Round, 28 teams  
 Illinois State 2-1 W

11/18 Second Round, 16 teams  
 at Fresno State 2-1 W

11/25 Quarterfinals, 8 teams  
 at UCLA 2-0 L

**1991**  
 11/16 First Round, 28 teams  
 #21 Tulsa 5-3 W

11/23 Second Round, 16 teams  
 at #4 Rutgers 3-2 W

11/28 Quarterfinals, 8 teams  
 at #5 Indiana 2-2 T4OT  
 (Indiana advances on pks)

**1992**  
 11/14 First Round, 32 teams  
 air force 4-1 W

11/21 Second round, 16 teams  
 Creighton 1-0 w

11/28 Quarterfinals, 8 teams  
 Duke 0-0 T2OT  
 (Duke advances on pks)

**1994**  
 11/20 First Round, 32 teams  
 Wisconsin 2-1 W

11/27 Second Round, 16 teams  
 UCLA 4-2 L

**1995**  
 11/19 First Round, 32 teams  
 Saint Louis 4-1 W2OT

11/26 Second Round, 16 teams  
 Clemson 3-1 W

12/3 Quarterfinals, 8 teams  
 Wisconsin 0-2 L

**1996**  
 11/24 First Round, 32 teams  
 Creighton 2-0 L

**1997**  
 11/23 First Round, 32 teams  
 #15 Rider 1-0 W

11/30 Second Round, 16 teams  
 #20 Dartmouth 2-0 W

12/7 Quarterfinals, 8 teams  
 #14 Saint Louis 0-0 T4OT  
 (Saint Louis advances on PKs, 5-3)

**1998**  
 11/21 First Round, 32 teams  
 at #21 Santa Clara 1-0 L

**1999**  
 11/20 First Round, 32 teams  
 Creighton 2-1 W2OT

11/27 Second Round, 16 teams  
 UAB 2-0 L

**2000**  
 11/18 First Round, 32 teams  
 IUPUI 2-0 W

11/25 Second Round, 16 teams  
 Kentucky 3-1 W

12/2 Quarterfinals, 8 teams  
 at #6 Stanford 2-1 W

12/8 College Cup  
 vs. #6 Connecticut 2-0 L

**2001**  
 11/25 Second Round, 32 teams  
 New Mexico 2-0 W

12/1 Third Round, 16 teams  
 UCLA 1-0 W

12/8 Quarterfinals, 8 teams  
 St. John's 2-0 L

**2002**  
 11/27 Second Round, 32 teams  
 FIU 3-1 W

12/1 Third Round, 16 teams  
 at #6 Boston College 4-4 T2OT  
 (Boston College advances on PKs, 2-1)

**2003**  
 11/21 First Round, 48 teams  
 at #9 Santa Clara 1-1 T2OT  
 (Santa Clara advances on PKs, 4-1)

**2004**  
 11/23 Second Round, 32 teams  
 California 1-0 W

11/27 Third Round, 16 teams  
 Tulsa 2-1 L2OT

**2005**  
 11/18 First Round, 48 teams  
 San Francisco 2-1 W

11/22 Second Round, 32 teams  
 at #5 UCLA 3-0 W

11/27 Third Round, 16 teams  
 at NC-Greensboro 3-1 W

12/4 Quarterfinals, 8 teams  
 at #4 North Carolina 3-2 W-2OT

12/9 College Cup  
 vs. #1 Maryland 4-1 L

**2006**  
 11/15 Second Round, 32 teams  
 UC Santa Barbara 3-1 L

**2007**  
 11/24 First Round, 48 teams  
 Gonzaga 1-0 W

11/28 Second Round, 32 teams  
 at #7 Creighton 3-0 L

**2010**  
 11/21 Second Round, 32 teams  
 #17 Creighton 2-2 T2OT  
 (SMU advances on PKs, 5-3)

11/28 Third Round, 16 teams  
 #12 William & Mary 1-0 W

12/3 Quarterfinals, 8 teams  
 at #4 North Carolina 1-1 T2OT  
 (UNC advances on PKs, 4-2)

**2011**  
 11/20 Second Round, 32 teams  
 #10 Akron 3-2 L

**2012**  
 11/15 First Round, 48 teams  
 Winthrop 1-1 T2OT  
 (Winthrop advances on PKs, 3-1)

**2015**  
 11/19 First Round, 48 teams  
 Utah Valley 2-0 W

11/22 Second Round, 32 teams  
 at Denver 1-0 WOT

11/29 Third Round, 16 teams  
 at Akron 2-1 L

**2017**  
 11/16 First Round, 48 teams  
 Central Arkansas 2-0 W

11/19 Second Round, 32 teams  
 at #14 Georgetown 2-1 W2OT

11/25 Third Round, 16 teams  
 at #3 North Carolina 0-2 L

**2018**  
 11/15 First Round, 48 teams  
 at #24 Oregon State 1-2 L

**2019**  
 11/20 First Round, 48 teams  
 BYE

11/24 Second Round, 32 teams  
 Coastal Carolina 1-0 W2OT

11/30 Third Round, 16 teams  
 #8 UCF 2-1 WOT

12/6 Quarterfinals, 8 teams  
 at #1 Virginia 3-2 LOT

**2022**  
 11/17 First Round, 48 teams  
 BYE

11/20 Second Round, 32 teams  
 Vermont 3-2 L

**2023**  
 11/16 First Round, 48 teams  
 BYE

11/19 Second Round, 32 teams  
 vs. Denver 2-1 W

11/25 Third Round, 16 teams  
 vs. Oregon State 7-1 L

**2024**  
 11/20 First Round, 48 teams  
 BYE

11/24 Second Round, 32 teams  
 vs. Washington 2-1 W

11/30 Third Round, 16 teams  
 at #5 Dayton 3-1 W

12/6 Quarterfinals, 8 teams  
 vs. #13 Marshall 3-2 L

# SMU VS. OPPONENTS

## AIR FORCE 11-2-2

H: 8-0, A: 3-2-2, N: 0-0

1975	S6	A	W	2-1
1979	S30	H	W	2-1
1981	S11	A@	W	2-0
1982	O10	H	W	4-2
1983	S3	A	T	2-2 (19)
1984	O21	H	W	2-0
1985	N24	H#	W	2-1 (17)
1989	O29	H	W	6-1
1990	S22	A@	L	2-1
1992	N14	H#	W	4-1 (25)
1995	S2	A@	T	0-0
1996	O18	A	L	3-2 (23)
1997	O24	H	W	3-1
1998	O18	A	W	2-1
2024	A22	H	W	1-0

(-) Ranking

# NCAA Playoffs

@ U.S. Air Force Classic (Colorado Springs, Colo.)

## AKRON 2-3

H: 1-1, A: 0-1, N: 1-1

1979	S16	N@	W	1-0
2009	S4	N%	L	1-0 (3)
2011	N20	H#	L	3-2 (10)
2015	N29	A#	L	2-1
2016	S19	H	W-OT	4-3

(-) Ranking

# NCAA Playoffs

@ Indiana Classic (Bloomington, Ind.)

% Tulsa Classic (Tulsa, Okla.)

## ALABAMA A&M 1-1

H: 1-1, A: 0-0, N: 0-0

1983	O21	H	L	1-0 (11)
1990	O6	H\$	W	2-0

(-) Ranking

\$ SMU Classic (Dallas, Texas)

## AMERICAN 0-1

H: 0-1, A: 0-0, N: 0-0

2016	S4	H	L	3-1
------	----	---	---	-----

## ARKANSAS 4-0

H: 3-0, A: 1-0, N: 0-0

1978		A	W	4-1
1979	S23	H	W	3-0
1980	N2	H	W	9-0
1981	O31	H	W	1-0

## ARKANSAS-LITTLE ROCK 4-0

H: 4-0, A: 0-0, N: 0-0

1990	A29	H	W	3-0
1991	O27	H	W	3-1
1992	O11	H	W	9-3
1993	O13	H	W	5-0

## AUSTIN COLLEGE 2-0

H: 2-0, A: 0-0, N: 0-0

1979	S9	H	W	11-0
1980	O8	H	W	11-0

## BAYLOR 7-0

H: 4-0, A: 3-0, N: 0-0

1975	S27	H	W	6-0
	N1	A	W	3-0
1978	N4	H	W	2-1
1979	O13	A	W	6-0
1980	N9	H	W	7-1
1981	N14	A	W	6-1
1982	S4	H	W	4-0

## BELMONT 1-0

H: 1-0, A: 0-0, N: 0-0

2000	O22	H	W	10-1
------	-----	---	---	------

## BLACKBURN 1-0

H: 1-0, A: 0-0, N: 0-0

1976	N5	H	W	2-1
------	----	---	---	-----

## BRADLEY 7-2-4

H: 3-1, A: 2-0-1, N: 2-1-3

1999	S5	N@	W	2-1
2000	S29	A	W	3-2 (25)
	N10	N*	L	1-0 (25)
2001	O28	H	W	2-0
	N16	N*	W	2-0
2002	O13	A	T2OT	1-1 (10)
	N15	N*	T2OT	0-0 (10)
(Bradley advances on PKs, 3-1)				
2003	O10	H	LOT	2-1
	N16	N*	T2OT	1-1
(SMU advances on PKs, 4-3)				
2004	N12	N*	T2OT	1-1
(SMU advances on PKs, 5-3)				
2007	N7	H	W	1-0
2009	S18	H\$	W	2-0
2010	S19	A%	W	3-1

(-) Ranking

\$ SMU Invitational (Dallas, Texas)

\* MVC Tournament

@ Creighton Classic (Omaha, Neb.)

% Bradley Tournament (Peoria, Ill.)

## BOSTON COLLEGE 1-2-1

H: 1-0, A: 0-2-1, N: 0-0

1984	S7	A	L	1-0
2002	D1	A#	T-2OT	4-4 (6)
(BC advances on PKs, 2-1)				
2015	S4	A	L	4-2
2024	N6	H*	W	1-0

(-) Ranking

# NCAA Playoffs

\*ACC Championship

## BOWLING GREEN STATE 3-0

H: 0-0, A: 0-0, N: 3-0

1995	S17	N@	W	2-1
1996	S22	N%	W	2-1 (22)
1999	S26	N^	W	2-1

(-) Ranking

@ Creighton Classic (Omaha, Neb.)

% Fresno State Classic (Fresno, Calif.)

^ FIU Classic (Miami, Fla.)

## BROWN 2-2

H: 2-0, A: 0-2, N: 0-0

2006	S9	H\$	W	5-1 (17)
2009	S11	A@	L	1-0
2016	S11	A	L	2-0
2017	S17	H	W	1-0

(-) Ranking

\$ SMU Classic (Dallas, Texas)

@ Brown Classic (Providence, R.I.)

## BUTLER 1-1

H: 1-0, A: 0-1, N: 0-0

1995	S29	A@	L-OT	2-0
1996	S14	H\$	W	2-1

\$ SMU Invitational (Dallas, Texas)

@ Butler Invitational (Indianapolis, Ind.)

## BYU 2-0

H: 0-0, A: 1-0, N: 1-0

1982	N1	N@	W	1-0
1985	O5	A	W	1-0

@ Creighton Classic (Omaha, Neb.)

## CALIFORNIA 4-1-1

H: 2-0, A: 1-1-1, N: 1-0

1985	S14	A	L	1-0
1988	S10	N@	W	2-1
2002	S8	A	W	1-0
2004	N23	H#	W	1-0
2006	S2	H\$	W	1-0 (19)
2008	S7	A	T2OT	1-1

(-) Ranking

# NCAA Playoffs

\$ SMU Classic (Dallas, Texas)

@ USF Classic (San Francisco, Calif.)

## CALIFORNIA 1-0

H: 1-0, A: 0-0, N: 0-0

2024	S13	A	W	2-1
------	-----	---	---	-----

## CAL STATE-BAKERSFIELD 0-0-1

H: 0-0-1, A: 0-0, N: 0-0

2012	S20	H	T2OT	1-1
------	-----	---	------	-----

## CAL STATE-FULLERTON 3-1

H: 1-0, A: 0-1, N: 2-0

1992	O16	N@	W	4-2
1996	S20	N%	W	3-1 (7)
1998	S27	H	W	1-0
2000	S3	A^	LOT	2-1

(-) Ranking

@ UCLA Tournament (Los Angeles, Calif.)

% Fresno State Classic (Fresno, Calif.)

^ Cal State-Fullerton Classic (Fullerton, CA)

## CAL STATE-NORTHRIDGE 1-1

H: 0-1, A: 1-0, N: 0-0

2009	S20	H\$	L	2-1
2011	S23	A	W	1-0

\$ SMU Invitational (Dallas, Texas)

## CAL STATE-LOS ANGELES 2-0

H: 1-0, A: 0-0, N: 1-0

1990	S23	N@	W	3-1
1991	O25	H	W	3-0

@ U.S. Air Force Classic (Colorado Springs, Colo.)

## CAMPBELL 0-1-1

H: 0-1-1, A: 0-0, N: 0-0

2012	A24	H	T2OT	1-1
2018	A26	H	W	4-0

## CENTENARY 18-0

H: 14-0, A: 4-0, N: 0-0

1983	O14	H	W	6-0
1984	O7	A	W	4-0
1985	S17	H	W	2-0
1986	O10	H	W	1-0
1988	S6	H	W	4-2
1989	S15	H	W	2-0
1990	O30	A	W	6-0
1991	S10	H	W	5-0
1992	S22	A	W	4-1
1993	N3	H	W	4-0
1994	O7	H	W	6-1
1995	N1	A	W	5-1
1997	A31	H	W	3-2
1998	S1	H	W	5-1
2003	S27	H	W	5-1
2006	S12	H	W	8-0
2007	S20	H	W	5-1
2009	S30	H	W	4-1

## CENTRAL ARKANSAS 9-0

H: 9-0, A: 0-0, N: 0-0

2007	N9	H	W	3-0
2008	O12	H	W	5-1
2014	O15	H	W	7-0
2015	A22	H@	W	3-0
2017	N16	H#	W	2-0
2019	O1	H	W	3-0
2022	S2	H	W	2-0
2023	A28	H	W	5-0
2024	O15	H	W	1-0

@ Exhibition

# NCAA Playoffs

## CHARLOTTE 1-2

H: 0-0, A: 0-1, N: 0-0

2022	O15	A	L	3-1
2023	O4	H	W	1-0
	N12	H!	L	2-1

! American Athletic Conference Tournament

# SMU VS. OPPONENTS

## CINCINNATI 11-1-0

H: 6-0, A: 3-0, N: 2-1

1998	S18	N@	L	2-1
2002	S29	N%	W	3-1
2004	S12	N@	W	3-2
2006	S1	H\$	W	6-0
2013	O12	A	W	3-1
2014	N1	H	W	2-0
2015	O17	A	W2OT	1-0
2015	N7	H#	W	2-1
2016	O23	H	W	1-0
2017	O21	A	W	2-0
2018	O20	H	W	3-1
2019	O26	A	W	7-1

§ SMU Classic (Dallas, Texas)  
@ Saint Louis Invitational (St. Louis, Mo.)  
% TCU Classic (Ft. Worth, Texas)  
# Conference Tournament

## CHICAGO CIRCLE 1-0

H: 1-0, A: 0-0, N: 0-0

1977	O5	H	W	5-0
------	----	---	---	-----

## CLEMSON 1-1

H: 1-0, A: 0-1, N: 0-0

1989	O8	A@	L	2-1
1995	N26	H#	W	3-1 (6)

(-) Ranking  
# NCAA Playoffs  
@ Clemson Tournament (Clemson, S.C.)

## CLEVELAND STATE 0-1-1

H: 0-1, A: 0-0-1, N: 0-0

1977	O14	H	L	2-1
1978	O14	A	T2OT	1-1

## COASTAL CAROLINA 1-0

H: 1-0, A: 0-0, N: 0-0

2019	N24	H#	W2OT	1-0
------	-----	----	------	-----

# NCAA Tournament

## COLLEGE OF CHARLESTON 2-0

H: 0-0, A: 1-0, N: 1-0

2001	S9	A@	W	3-0
2002	S27	N%	W	2-0

@ Coll. of Charleston Classic (Charleston, S.C.)  
% TCU Classic (Ft. Worth, Texas)

## COLORADO COLLEGE 1-1-1

H: 1-0, A: 0-1-1, N: 0-0

1975	S4	A	L	3-1
1977	O28	H	W	6-0
1983	S5	A	T	3-3 (5)

(-) Ranking

## COLORADO STATE 1-0

H: 1-0, A: 0-0, N: 0-0

1976		H	W	3-0
------	--	---	---	-----

## CONNECTICUT 5-6-1

H: 3-1, A: 1-3-1, N: 0-2

1983	S11	H	W	4-2 (3)
1984	S9	A	L	4-0 (4)
2000	D8	N#~	L	2-0 (6)
2011	S11	N@	L	1-0 (3)
2013	N2	H	L	1-0 (20)
	N9	A!	L	5-0 (14)
2014	O25	A	L	1-0
2015	O10	H	W	1-0
2016	N5	A	T	1-1
2017	N4	H	W	1-0
2018	O28	A	W	2-0
2019	N1	H	W	1-0

(-) Ranking  
# NCAA Playoffs  
~ NCAA College Cup (Charlotte, N.C.)  
@ Tulsa Classic (Tulsa, Okla.)

## ! American Athletic Conference Tournament

### CORNELL 1-0

H: 1-0, A: 0-0, N: 0-0

2017	S3	H\$	W	3-0
------	----	-----	---	-----

§ SMU Tournament (Dallas, Texas)

### CREIGHTON 17-6-2

H: 7-3-1, A: 7-3, N: 3-0-1

1981	S13	N@	WOT	3-1
	O20	H	W	6-2
1982	O11	H	W	2-0
1985	O4	A%	W	1-0
1990	O15	H	W	4-0
1991	O4	A	W	2-0
1992	S25	H	L	2-1 (13)
	N21	A#	W	1-0 (2)
1993	O15	A%	L	3-2 (1)
1994	S18	H	W	2-1 (10)
1995	S15	A%	W	2-1 (12)
1996	N24	H#	L	2-0
1997	S14	A%	W	3-1 (5)
1998	S11	H\$	W	2-1 (5)
1999	N20	H#	W2OT	2-1
2000	O27	A	L	2-1 (12)
2001	O14	H	W	4-2
	N18	N*	W4OT	2-1
2002	N3	A	W	2-1
2003	O31	H	L	2-0 (16)
2004	O1	A	W	1-0
2005	S25	N^	T2OT	1-1 (3)
2007	N28	A#	L	3-0 (7)
2010	S17	N&	W2OT	3-2 (16)
	N21	H#	T2OT	2-2 (17)

(SMU advances on PKs, 5-3)

(-) Ranking

# NCAA Playoffs

§ SMU Classic (Dallas, Texas)

\* MVC Tournament

@ U.S. Air Force Classic (Colorado Springs, Colo.)

% Creighton Classic (Omaha, Neb.)

^ Tulsa Classic (Tulsa, Okla.)

& Bradley Tournament (Peoria, Ill.)

### DALLAS BAPTIST 4-0

H: 3-0, A: 1-0, N: 0-0

1975	S20	H	W	6-0
	O19	A	W	2-0
1976	S19	H	W	7-2
1977		H	W	7-0

### DARTMOUTH 3-0

H: 2-0, A: 1-0, N: 0-0

1997	N30	H#	W	2-0 (20)
2011	S16	H\$	WOT	2-1
2012	S7	A	W	2-1

(-) Ranking

# NCAA Playoffs

§ SMU Classic (Dallas, Texas)

### DAVIS & ELKINS 0-1

H: 0-0, A: 0-0, N: 0-1

1977	S24	N@	LOT	3-2
------	-----	----	-----	-----

@ Quincy Tournament (Quincy, Ill.)

### DAYTON 1-0

H: 0-0, A: 0-0, N: 1-0

2006	S17	N@	W	1-0
2024	N30	A#	W	3-1 (5)

# NCAA Playoffs

@ New Mexico Classic (Albuquerque, N.M.)

### DENVER 5-2-2

H: 2-1-1, A: 2-1, N: 1-0

1975		H	W	8-1
2003	S18	N@	W	2-0
2015	N22	A!	WOT	1-0
2018	S3	H	L	1-0
2019	S21	A	WOT	2-1

2021	S6	H	T2OT	1-1
2023	S1	A	L	3-1
	N19	H!	W	2-1
2024	S1	H	T	2-2 (9)

@ Tulsa Classic (Tulsa, Okla.)

! NCAA Tournament

### DEPAUL 1-0

H: 1-0, A: 0-0, N: 0-0

1998	O2	H	W	2-1
------	----	---	---	-----

### DETROIT 1-0

H: 0-0, A: 0-0, N: 1-0

1999	S12	N@	W	9-0
------	-----	----	---	-----

@ UNLV Tournament (Las Vegas, Nev.)

### DRAKE 7-1-1

H: 4-0, A: 2-0-1, N: 1-1

1989	O15	H	W	2-0
1992	S6	H	W	3-0
1993	O16	N@	LOT	2-0
1997	S12	N@	W	2-0
2000	O29	A	W	2-1
2001	O13	H	W	6-0
2002	N1	A	T2OT	0-0
2003	N2	H	W	2-0
2004	O3	A	W	3-0

@ Creighton Classic (Omaha, Neb.)

### DRURY 4-0

H: 3-0, A: 1-0, N: 0-0

1998	O9	H	W	3-0
1999	O24	A	W	3-0
	N5	H	W	4-0
2000	S22	H	W	7-0

### DUKE 5-2-2

H: 2-0, A: 3-0-2, N: 0-2

1990	S9	A@	WOT	1-0
1991	O13	H\$	W	3-0 (8)
1992	N28	A#	T4OT	0-0 (11)

(Duke advances on PKs, 7-6)

1994	N2	N!	L	1-0 (9)
1996	S7	N%	L	2-0 (2)
2011	S4	A@	WOT	1-0
2014	S5	H	W	3-1
2019	S16	A	W	2-0
2024	O4	A	T	2-2 (18)

(-) Ranking

# NCAA Playoffs

§ SMU Classic (Dallas, Texas)

@ Duke Classic (Durham, N.C.)

! at Davidson, N.C.

% Indiana Classic (Bloomington, Ind.)

### EAST CAROLINA 1-0

H: 0-0, A: 1-0, N: 0-0

2005	O28	A	W	7-0
------	-----	---	---	-----

### EASTERN ILLINOIS 14-1-1

H: 8-0, A: 6-0-1, N: 0-1

1981	S10	N@	L	2-0
1982	O16	A	T	0-0
1983	O16	H	W	3-1 (3)
1985	N3	H	W	1-0
1986	O31	A%	W	1-0
1990	S28	H	W	3-0
1991	S27	A	W	3-0
1992	S27	H	W	5-1
1993	S26	A%	WOT	4-3
1994	S30	H	W	3-1
1999	S18	H\$	W	3-0
2000	O1	A	W	2-1

# SMU VS. OPPONENTS

2001	O26	H	W	4-0
2002	O11	A	W	4-0
2003	O13	H	W	1-0
2004	O31	A	W	4-1

(-) Ranking

§ SMU Classic (Dallas, Texas)

@ U.S. Air Force Classic (Colorado Springs, Colo.)

% Eastern Illinois Tournament (Charleston, Ill.)

## EASTFIELD 1-0

H: 1-0, A: 0-0, N: 0-0

1983	S9	H	W	8-2
------	----	---	---	-----

## EVANSVILLE 7-2-1

H: 4-0, A: 3-1, N: 0-1-1

1980	O18	H	W	2-0
1986	S20	N@	TOT	1-1 (1)
1987	S4	N%	L	2-1 (15)
1989	N12	A#	W	1-0 (7)
2000	O13	A	W	3-1
2001	N4	A	W	1-0
2002	O6	H	W	2-1
	N8	H*	W	4-0
2003	O3	A	L	3-1
2004	O22	H	W	6-0

(-) Ranking

# NCAA Playoffs

\* MVC Tournament

@ Saint Louis Invitational (St. Louis, Mo.)

% Indiana Classic (Bloomington, Ind.)

## FAU 1-0

H: 1-0, A: 0-0, N: 0-0

2023	O14	H	W	3-0
------	-----	---	---	-----

## FIU 18-3-1

H: 7-2-1, A: 8-0, N: 3-1

1985	S8	H	L	3-2
1988	O14	H	W	1-0
1992	O29	A@	W	2-1
1993	S17	H\$	W	2-1 (17)
1995	O1	N%	W	1-0
1999	S24	A@	W	3-0
2002	N27	H#	W	3-1
2003	A29	A	W	4-2
2004	S19	N^	W	1-0
2005	O16	H	W	4-0
2006	S29	A	W2OT	3-2
	N1	N*	W	6-0
2007	O21	H	W	2-0
	N14	N*	L	3-1
2008	N7	A	W	2-1
2009	N7	H	L	2-1
2010	N5	A	WOT	2-1
2011	O16	H	WOT	2-1
2012	O17	A	W	3-2
2022	S23	H	W	6-4
2023	O8	A	T	2-2
2024	S25	H	T	1-1

(-) Ranking

# NCAA Playoffs

§ SMU Classic (Dallas, Texas)

\* C-USA Tournament

@ FIU Classic (Miami, Fla.)

% Butler Invitational (Indianapolis, Ind.)

^ South Florida Tournament (Tampa, Fla.)

## FLORIDA ATLANTIC 1-1

H: 1-0, A: 0-1, N: 0-0

1998	O4	H	W	1-0
2022	O28	A	L	2-1

## FRESNO STATE 6-4

H: 3-1, A: 3-2, N: 0-1

1983	S28	A	L	1-0
1986	N30	A#	L	1-0 (16)
1989	S8	N@	LOT	3-1 (14)
1990	N18	A#	W	2-1 (11)
1995	O29	H\$	L	1-0 (21)
1996	O25	H	W	1-0

1997	O17	A	W	3-0
1998	O25	H	W	3-0
1999	O8	H	W	4-0
	N14	A	WOT	1-0

(-) Ranking

# NCAA Playoffs

§ SMU Classic (Dallas, Texas)

@ UNLV Tournament (Las Vegas, Nev.)

## GEORGE MASON 3-0

H: 2-0, A: 1-0, N: 0-0

2000	S16	H\$	W	4-1
2001	A31	A@	W	2-1
2008	S12	H\$	W	3-0

§ SMU Classic/Invitational (Dallas, Texas)

@ George Mason Classic (Fairfax, Va.)

## GEORGETOWN 2-0

H: 1-0, A: 1-0, N: 0-0

2007	S9	H\$	W	1-0
2017	N19	A#	W2OT	2-1 (14)

(-) Ranking

§ SMU Classic (Dallas, Texas)

# NCAA Playoffs

## GONZAGA 2-0

H: 1-0, A: 0-0, N: 0-0

2007	N24	H#	W	1-0
2018	S16	H	W	2-0

# NCAA Playoffs

## GRAND CANYON 0-0-1

H: 0-0-1, A: 0-0-0, N: 0-0

2023	S27	H	T	1-1
------	-----	---	---	-----

## HARDIN-SIMMONS 11-0

H: 8-0, A: 3-0, N: 0-0

1979	S25	H	W	2-1
1980	O1	H	W	3-0
1981	O17	A	W	3-0
1982	S21	H	W	4-0
1983	N2	A	W	3-2
1984	S15	H	W	2-0
1985	S6	H	W	4-0
1986	O12	H	W	2-0
1987	O2	H	W	2-0
1988	S17	H	W	3-0
1989	O16	A	W	6-0

## HARTWICK 1-0

H: 1-0, A: 0-0, N: 0-0

2013	S13	H	W	2-1
------	-----	---	---	-----

## HARVARD 1-0-1

H: 0-0, A: 1-0-1, N: 0-0

2012	S9	A	W-2OT	3-2
2015	S6	A	T-2OT	2-2

## HOFSTRA 1-0

H: 0-0, A: 0-0, N: 1-0

2008	S21	N@	W	1-0
------	-----	----	---	-----

@ Tulsa Classic (Tulsa, Okla.)

## HOUSTON 5-0-1

H: 3-0, A: 2-0-1, N: 0-0

1975	N15	A@	T	3-3
1976	S3	H	W	4-0
1977	O8	A	W	5-0
1978	O20	H	W	5-0
1979	O20	A	W	2-0
1980	N2	H	W^	1-0

@ Texas College Soccer League Playoffs

^ Forfeit

## HOUSTON BAPTIST 6-1-1

H: 6-1, A: 0-0-1, N: 0-0

1983	O24	H	W	3-0
1984	N3	A	T	2-2
1985	O23	H	W	2-1
1988	S14	H	W	2-0
2015	S17	H	W	3-1
2018	S14	H	L	3-1
2019	S2	H	W	7-1
2021	S2	H	W	3-1

## HOWARD 0-1

H: 0-1, A: 0-0, N: 0-0

1989	N19	H#	L2OT	2-1 (12)
------	-----	----	------	----------

(-) Ranking

# NCAA Playoffs

## ILLINOIS-CHICAGO 1-0

H: 1-0, A: 0-0, N: 0-0

2015	A30	H	W	2-1
------	-----	---	---	-----

## ILLINOIS STATE 7-1

H: 4-0, A: 2-1, N: 1-0

1986	N2	N@	WOT	4-3
1987	O30	H	W	1-0
1988	O30	A	W	4-3
1989	O27	H	W	1-0
1990	N3	A%	L	3-2 (20)
	N11	H#	W	2-1 (13)
1991	N1	H	W-2OT	2-0
1994	O16	A	W	5-2

(-) Ranking

# NCAA Playoffs

@ Eastern Illinois Invitational (Charleston, Ill.)

% Illinois State Classic (Normal, Ill.)

## INCARNATE WORD 6-0

H: 6-0, A: 0-0, N: 0-0

1995	S23	H\$	W	3-1
2015	A15	H#	W	2-0
2016	A29	H	W	3-0
2018	S3	H	W	1-0
2021	S13	H	W	3-0
2024	S16	H	W	2-0

§ SMU Classic (Dallas, Texas)

# Exhibition

## INDIANA 3-3-2

H: 2-0-1, A: 1-3-1, N: 0-0

1979	S15	A@	W	1-0 (1)
1980	S1	H	TOT	1-1 (2)
1987	S5	A@	L	2-1
1991	D1	A#	T4OT	2-2 (5)
				(Indiana advances on PKs, 5-4)
1998	S12	H\$	W	2-0 (1)
2005	S4	A@	L	4-0 (1)
2006	S8	H\$	W	1-0 (10)
2013	A31	A@	L	2-1 (1)

(-) Ranking

# NCAA Playoffs

§ SMU Classic (Dallas, Texas)

@ Indiana Classic (Bloomington, Ind.)

## IUPUI 1-0

H: 1-0, A: 0-0, N: 0-0

2000	N18	H#	W	2-0
------	-----	----	---	-----

# NCAA Playoffs

## JACKSONVILLE 1-0

H: 0-0, A: 0-0, N: 1-0

2010	S26	N@	WOT	2-1
------	-----	----	-----	-----

@ UAB Tournament (Birmingham, Ala.)

## JAMES MADISON 1-0

H: 0-0, A: 0-0, N: 1-0

2001	S2	N@	W	4-2
------	----	----	---	-----

# SMU VS. OPPONENTS

@ George Mason Classic (Fairfax, Va.)

## KENTUCKY 7-4-1

H: 5-1, A: 1-3, N: 1-0-1

2000	N25	H#	W	3-1
2004	S3	H\$	W	3-1
2005	O9	A	W	2-1
2006	O7	H	W	4-0 (13)
	N5	N*	W	2-0 (13)
2007	N3	A	L	2-1
2008	N2	H	L	2-1
2009	N4	A	L	1-0
2010	O30	H	W	2-0
2011	O30	A	L	2-0
2012	O6	H	W	2-0
	N9	N*	T2OT	2-2

(SMU advances on PKs, 4-1)

(-) Ranking

# NCAA Playoffs

§ SMU Classic (Dallas, Texas)

\* C-USA Tournament

## LE TOURNEAU 1-1

H: 1-0, A: 0-1, N: 0-0

1975	S13	H	W	6-0
	O18	A	L	1-0

## LEWIS 0-1

H: 0-1, A: 0-0, N: 0-0

1977	O30	H	L	3-2
------	-----	---	---	-----

## LIPSCOMB 2-0

H: 2-0, A: 0-0, N: 0-0

2010	S4	H\$	W	3-1
2019	A30	H	W	3-0

§ SMU Classic (Dallas, Texas)

## LOUISVILLE 1-1

H: 0-1, A: 0-0, N: 1-0

2000	S8	N@	W	2-1
2013	O6	H	L	2-0

@ Saint Louis Invitational (St. Louis, Mo.)

## LOYOLA 3-0

H: 3-0, A: 0-0, N: 0-0

1997	S20	H	W	4-1
2002	S14	H\$	W	2-1
2017	S15	H	W	4-0

§ SMU Classic (Dallas, Texas)

## LOYOLA MARYMOUNT 1-0-1

H: 0-0-1, A: 1-0, N: 0-0

2003	S5	A@	W	4-1
2005	S17	H\$	T2OT	1-1

§ SMU Classic (Dallas, Texas)

@ LMU Classic (Los Angeles, Calif.)

## MARSHALL 6-2-1

H: 3-1, A: 2-1-1, N: 1-0

2005	O7	A	W	4-1
2006	O28	H	W	1-0
2007	O13	A	W	3-0
2008	O19	H	L	1-0
2009	O10	A	L	4-1
2010	O10	H	WOT	2-1
2011	O8	A	T2OT	1-1
	N9	N*	W	4-3
2012	O28	H	WOT	1-0
2024	D8	H#	L	3-2 (13)

# NCAA Playoffs

\* C-USA Tournament

## MARYLAND 0-1

H: 0-0, A: 0-0, N: 0-1

2005	D9	N#~	L	4-1 (1)
------	----	-----	---	---------

(-) Ranking

# NCAA Playoffs

~ NCAA College Cup (Cary, N.C.)

## MASTER'S COLLEGE 1-0

H: 1-0, A: 0-0, N: 0-0

1990	S17	H	W	7-0
------	-----	---	---	-----

## MEMPHIS 18-7-0

H: 11-1, A: 5-5, N: 2-0

1982	O22	H	W	10-0
2001	S23	N@	W	7-0
2005	O2	H	W	2-1
2006	O21	A	W	3-0
2007	O27	H	W	1-0
2008	O5	A	LOT	2-1
2009	O4	H	W	2-0
2010	O23	A	W	3-0
2011	N4	H	W	2-1
2012	N2	A	L	2-1
2013	O23	A	L	3-2
2014	O8	H	W	2-0
2015	O7	H	W	3-1
2016	O15	A	W	4-0
2017	O14	H	W2OT	1-0
2018	O12	A	W	3-0
	N8	N!	W2OT	2-1
2019	O18	H	LOT	4-3
2020	F6	A	W	2-0
	F27	H	W	5-0
2021	O9	A	LOT	3-2
	N5	H	L	4-1
2022	S17	A	L	1-0
2023	S15	H	W	2-1
	N9	H!	W	3-0

! American Athletic Conference Tournament

@ TCU Classic (Ft. Worth, Texas)

## MERCER 2-0

H: 2-0, A: 0-0, N: 0-0

1992	S13	H	W	4-1
1996	S18	H	W	2-0

## MICHIGAN 0-1

H: 0-0, A: 0-1, N: 0-0

2014	A31	A	L	3-0
------	-----	---	---	-----

Michigan State 0-2

H: 0-1, A: 0-1, N: 0-0

2014	A29	A	L	1-0 (10)
2016	A26	H	L	2-1

## MIDWESTERN STATE 13-5-2

H: 10-3-0, A: 3-2-2, N: 0-0

1975	O1	H	W	3-0
		H@	W	3-1
1976	S12	A	W	2-1
1977	S10	H	W	3-0
1981	S27	H	W	2-0
1982	N10	A	T	1-1
1983	N11	H	L	2-1
1984	O13	A	T	0-0
1985	O20	H	W	5-0
1986	O18	A	W	2-0
1987	O9	H	L	3-2
1988	O8	A	L	2-0
1989	O13	H	W	5-0
1990	O12	A	L	2-1
1994	O9	H	W	3-1
1995	O7	A	W	2-1
1997	N4	H	W	4-0
1998	O28	H	WOT	1-0
1999	O3	H	L2OT	2-1
2000	S20	H	W	6-0

@ Texas College Soccer League Playoffs

## MISSOURI-KANSAS CITY 2-1

H: 1-0-, A: 1-0, N: 0-0

2002	S13	H\$	W	1-0
2006	S24	A	W	2-1
2013	S15	H\$	L	1-0

§ SMU Classic (Dallas, Texas)

## MISSOURI-ST. LOUIS 1-0-1

H: 1-0, A: 0-0-1, N: 0-0

1975	O23	A	T	1-1
1976	S25	H	W	2-1

## MISSOURI STATE 13-4-1

H: 12-3-1, A: 1-1, N: 0-0

1988	O5	H	W	4-0
1990	O26	H	W	3-0
1991	S7	H	W	3-0
1996	A31	H	W	3-2
1997	S26	H\$	WOT	2-1
1998	S25	H	L	3-2
2000	O6	H	W	2-1 (11)
	N5	H	W	2-0
2001	N2	A	W	1-0
2002	O4	H	W	2-0
2003	O5	A	L	2-1
2004	O24	H	W	4-0
2007	O3	H	W	2-0
2009	S27	H\$	L	3-1
2010	S1	H	W2OT	3-2
2011	O21	H	W	1-0
2012	O21	H	T2OT	1-1
2014	S12	H	L	1-0

(-) Ranking

§ SMU Classic (Dallas, Texas)

## NEW MEXICO 5-4-1

H: 3-1, A: 2-0-1, N: 0-3

1985	N9	H	W	1-0
1995	S4	N@	L	3-2
1996	O20	A	W	2-0
1997	O26	H	L	5-2
1998	O16	A	W	1-0
2001	N25	H#	W	2-0
2003	S13	H\$	W	1-0
2005	S23	N%	L	2-0 (1)
2006	S15	A^	T2OT	1-1 (21)
2012	S2	N%	L	3-1 (3)

(-) Ranking

# NCAA Playoffs

§ SMU Classic (Dallas, Texas)

@ U.S. Air Force Classic (Colorado Springs, Colo.)

% Tulsa Classic (Tulsa, Okla.)

^ New Mexico Classic (Albuquerque, N.M.)

## NORTH CAROLINA 1-1-1

H: 0-0, A: 1-1-1, N: 0-0

2005	D4	A#	W2OT	3-2 (4)
2010	D3	A#	T2OT	1-1 (4)
(UNC advances on PKs, 4-2)				
2017	N25	A#	L	2-0 (3)

(-) Ranking

# NCAA Playoffs

## UNC-GREENSBORO 2-0

H: 1-0-1, A: 1-0, N: 0-0

2005	N27	A#	W	3-1
2022	S13	H	T	0-0

# NCAA Playoffs

## NORTH CAROLINA STATE 1-1

H: 0-0, A: 0-0, N: 1-1

1990	S7	N@	W	2-0 (9)
2011	S2	N@	LOT	1-0
2024	O19	A	L	1-5 (23)

(-) Ranking

@ Duke Classic (Durham, N.C.)

## NORTHERN ILLINOIS 3-2

H: 2-0, A: 1-0, N: 0-2

1985	O18	H	WOT	2-1
1991	S29	A	W	2-0
1993	S24	N@	L	2-1
2008	S19	N%	LOT	1-0
2014	O1	H	W	2-0

# SMU VS. OPPONENTS

@ Eastern Illinois Tournament (Charleston, Ill.)  
% Tulsa Classic (Tulsa, Okla.)

## NORTHEAST LOUISIANA 4-0

H: 3-0, A: 1-0, N: 0-0

1982	O8	H	W	4-1
1983	O9	H	W	2-0
1984	O5	A	W	4-3
1985	O11	H	W	4-2

## NORTHEASTERN 1-0

H: 1-0, A: 0-0, N: 0-0

2017	O10	H	W	6-0
------	-----	---	---	-----

## NORTH TEXAS 18-4-2

H: 11-2, A: 7-2-2, N: 0-0

1976	N2	H	W	3-1
1977	S30	A	LOT	3-2
1978	S29	H	W	1-0
1979	O4	A	W	1-0
1980	O4	H	W	1-0
1981	S6	H	W	2-0
	N8	A	L	2-1
1982	S20	A	W	2-1
	N4	H	L	2-1
1983	S17	H	L	1-0
	O30	A	W	2-0
1984	O16	A	W	4-1
	O27	H	W	2-1
1985	S27	H	W	3-0 (5)
	O25	A	W	2-1
1986	O3	H	W	3-1
	O15	A	TOT	2-2
1987	S26	H	W	4-1
1988	S29	A	T	0-0
1989	S22	H	W	1-0
1990	S2	A	W	1-0
1991	S20	H	W	2-0
1992	S17	A	WOT	4-2
1993	S4	H	W	5-2

(-) Ranking

## NOTRE DAME 2-2-1

H: 2-0, A: 0-0-1, N: 0-2

1988	N12	H#	W	2-0 (15)
1994	O14	A	TOT	0-0
1997	O3	H	W	1-0 (23)
2005	S2	N@	L	4-1 (16)
2013	S1	N@	L	2-1 (7)

(-) Ranking

# NCAA Playoffs

@ Indiana Classic (Bloomington, Ind.)

## OAKLAND 3-0

H: 3-0, A: 0-0, N: 1-0

2008	S13	H\$	W	3-1
2011	S9	N@	W	4-1
2012	S14	H\$	WOT	1-0
2017	S1	H\$	W	2-1

§ SMU Invitational (Dallas, Texas)

@ Tulsa Classic (Tulsa, Okla.)

## OHIO STATE 0-1

H: 0-0, A: 0-0, N: 0-1

2013	S8	N@	L	1-0
------	----	----	---	-----

@ Tulsa Classic (Tulsa, Okla.)

## OLD DOMINION 1-0

H: 0-0, A: 0-0, N: 1-0

2008	A29	N@	W	2-0
------	-----	----	---	-----

@ Virginia Classic (Charlottesville, Va.)

## ORAL ROBERTS 11-0-1

H: 11-0-1, A: 0-0, N: 0-0

1993	O19	H	W	1-0
1994	S21	H	W	5-0
1995	O14	H	W	3-0
2003	S12	H\$	W-2OT	1-0
2007	S22	H	W-2OT	3-2
2014	S19	H	W	2-0
2015	S29	H	W	2-1
2016	S27	H	W	3-1
2017	O17	H	W	2-0
2022	A25	H	W	4-0
2023	S4	H	W	1-0
2024	A25	H	T	1-1

§ SMU Classic (Dallas, Texas)

## OREGON STATE 0-2

H: 0-0, A: 0-1, N: 0-0

2018	N15	A#	L	2-1
2023	N25	H#	L	7-1

# NCAA Playoffs

## PENN STATE 0-1

H: 0-0, A: 0-0, N: 0-1

2004	S26	N@	L2OT	3-2
------	-----	----	------	-----

@ Tulsa Classic (Tulsa, Okla.)

## PITTSBURGH 0-1

H: 0-1, A: 0-0, N: 0-0

2024	S7	H	L	3-1(8)
------	----	---	---	--------

## PORTLAND 2-1-1

H: 0-0-1, A: 0-0, N: 2-0

1989	O6	N@	W	1-0 (3)
1991	S15	N%	W	2-1 (11)
2013	S29	A	L	3-0
2015	S10	H	T-2OT	0-0

(-) Ranking

@ Clemson Tournament (Clemson, S.C.)

% UW Classic (Seattle, Wash.)

## PROVIDENCE 0-2

H: 0-1-0, A: 0-1, N: 0-0

2016	S9	A	L	1-0
2018	A24	H	L2OT	2-1

## QUINCY 1-4

H: 1-1, A: 0-3, N: 0-0

1976	O1	A	L	3-2
	N7	H	L	4-2
1977	S25	A@	L	3-1
1985	N1	H	W	3-0
1992	O4	A@	L	2-0

@ Quincy Tournament (Quincy, Ill.)

## RICE 5-0

H: 2-0, A: 3-0, N: 0-0

1978		A	W	3-0
1979	O28	H	W	2-1
1980	O26	A	W	6-0
1981	O24	H	W	4-0
1982	O1	A	W	8-0

## RICHLAND 1-1

H: 1-1, A: 0-0, N: 0-0

1976	O22	H	L	3-2
1981	N4	H	W	4-0

## RIDER 1-0

H: 1-0, A: 0-0, N: 0-0

1997	N23	H#	W	1-0 (15)
------	-----	----	---	----------

(-) Ranking

# NCAA Playoffs

## ROCKHURST 0-1

H: 0-0, A: 0-0, N: 0-1

1981	S19	N@	L	3-0
------	-----	----	---	-----

@ SIU Edwardsville Classic (Edwardsville, Ill.)

## RUTGERS 3-1

H: 1-0, A: 2-1, N: 0-0

1991	N23	A#	W	3-2 (4)
1993	O9	A@	L	1-0 (7)
1994	O30	H\$	W	2-0
2013	S20	A	W	1-0

(-) Ranking

# NCAA Playoffs

§ SMU Classic (Dallas, Texas)

@ Rutgers Classic (New Brunswick, N.J.)

## ST. JOHN'S 0-2

H: 0-1, A: 0-0, N: 0-1

1993	O8	N@	L	3-1(6)
2001	D8	H#	L	2-0

(-) Ranking

# NCAA Playoffs

@ Rutgers Classic (New Brunswick, N.J.)

## SAINT LOUIS 18-14-7

H: 9-6-5, A: 9-8-2, N: 0-0

1975	O26	A	L	6-2
1976	N12	H	L	3-0
1980	S19	H	L	2-0 (18)
	N30	A#	L	3-1 (7)
1981	S21	A	T	2-2
1982	S12	H	W	2-1 (8)
1983	S25	A@	L	3-1
	N16	A#	L	2-1
1984	S23	H	L	1-0
	N23	A#	L	5-3
1985	S21	A	W	2-0
1986	O26	H	W	2-0 (12)
	N23	H#	W	3-1 (15)
1987	O25	A	W	2-1
1988	O23	H	T	0-0 (4)
	N20	A#	W2OT	2-1 (4)
1989	O22	A	W	1-0 (9)
1990	O21	H	TOT	1-1 (7)
1991	O20	A	L	2-0 (5)
1992	O23	H	L	3-1 (8)
1993	O22	A	L	2-0 (11)
1994	O23	H	W	4-2 (15)
1995	O22	A@	W	2-1 (5)
	N19	H#	W2OT	4-1 (15)
1996	S15	H\$	W	4-1 (22)
1997	D7	H#	T4OT	0-0 (14)

(Saint Louis advances on PKs, 5-3)

1998	S20	A@	L	3-0 (22)
1999	S17	H\$	L2OT	1-0
2000	S10	A@	W	3-2 (5)
2004	S10	A@	WOT	1-0 (4)
2005	S16	H\$	L	4-2
2006	S22	A	W	3-0 (20)
2007	A31	H	T2OT	1-1
2018	S8	A	T	1-1
2019	S6	H	W	2-0
2021	S10	H	T2OT	1-1 (23)
2022	S9	H	W	3-0
2023	S8	H	W	1-0
2024	A29	H	W	1-0 (6)

(-) Ranking

# NCAA Playoffs

§ SMU Invitational (Dallas, Texas)

@ Saint Louis Invitational (St. Louis, Mo.)

## ST. MARY'S (CAL.) 1-0

H: 0-0, A: 0-0, N: 1-0

1993	O3	N@	W	2-1
------	----	----	---	-----

@ Santa Clara Classic (Santa Clara, Calif.)

## ST. MARY'S (TEXAS) 1-0

H: 1-0, A: 0-0, N: 0-0

1977	S17	H	WOT	2-0
------	-----	---	-----	-----

## SACRAMENTO STATE 1-0

H: 1-0, A: 0-0, N: 0-0

# SMU VS. OPPONENTS

2015 A28 H W 2-0

## SAM HOUSTON STATE 3-0

H: 3-0, A: 0-0, N: 0-0

1983	S1	H	W	4-0
1984	S1	H	W	5-2
1986	O8	H	W	8-0

## SAN DIEGO 0-1

H: 0-0, A: 0-1, N: 0-0

2000	S1	A@	L	2-1
------	----	----	---	-----

@ Cal State-Fullerton Classic (Fullerton, Calif.)

## SAN DIEGO STATE 3-3-1

H: 1-2-1, A: 2-0, N: 0-1

1986	N8	N@	L	3-0 (16)
1987	N21	H#	L	3-2 (20)
1988	S23	H\$	T	1-1(10)
1989	S30	H\$	L	2-1
1996	N1	A	W	6-2
1997	O10	H	W	2-0
1998	N8	A	WOT	4-3

(-) Ranking

# NCAA Playoffs

\$ SMU Classic (Dallas, Texas)

@ UNLV Tournament (Las Vegas, Nev.)

## SAN FRANCISCO 4-3

H: 3-0, A: 0-3, N: 1-0

1983	S30	A	L	5-3
1984	S28	H	W	3-2
1985	S13	A	L	1-0
1987	O18	H\$	W	1-0 (4)
1988	S11	A@	L	1-0
1992	N1	N%	W	2-1
2005	N18	H#	W	2-1

(-) Ranking

# NCAA Playoffs

\$ SMU Classic (Dallas, Texas)

@ USF Classic (San Francisco, Calif.)

% FIU Classic (Miami, Fla.)

## SAN JOSE STATE 6-0-1

H: 2-0-1, A: 2-0, N: 2-0

1975		N@	W	2-0 (7)
1996	O27	H	TOT	2-2
1997	O19	A	WOT	3-2
	N14	N*	WOT	2-1
1998	O23	H	W	2-1
1999	O10	H	W	2-0
	N12	A	W	5-1

(-) Ranking

\* WAC Championship

@ UW Classic (Seattle, Wash.)

## SANTA CLARA 2-3-1

H: 1-0, A: 1-2-1, N: 0-1

1993	O1	A@	L	1-0 (21)
1994	O29	H\$	W	2-0 (17)
1998	N21	A#	L	1-0 (21)
2003	S7	N%	L	3-1
	N21	A#	T2OT	1-1
(Santa Clara advances on PKs, 4-1)				
2016	S16	H	L	0-1
2017	S9	A	W	1-0

(-) Ranking

# NCAA Playoffs

\$ SMU Classic (Dallas, Texas)

@ Santa Clara Classic (Santa Clara, Calif.)

% LMU Classic (Los Angeles, Calif.)

## SEATTLE UNIVERSITY 2-0

H: 1-0, A: 0-0, N: 1-0

2009	S6	N@	W	4-0
2010	S6	H\$	W	3-0

\$ SMU Classic (Dallas, Texas)

@ Tulsa Classic (Tulsa, Okla.)

## SEATTLE PACIFIC 2-0

H: 1-0, A: 0-0, N: 1-0

1975		N@	W	5-0
1979	S21	H	W	2-1

@ UW Classic (Seattle, Wash.)

## SIMON FRASER 0-1

H: 0-0, A: 0-0, N: 0-1

1975		N@	L	7-0
------	--	----	---	-----

@ UW Classic (Seattle, Wash.)

## SIU EDWARDSVILLE 10-6-5

H: 6-3-2, A: 3-2-2, N: 1-1-1

1978	O8	H	L	4-1
1979	N5	A	TOT	1-1 (8)
	N25	H#	L	2-0
1980	S12	H	TOT	1-1 (6)
	N23	H#	W	2-0
1981	S18	A@	L	5-0
1982	S9	H	L	2-0 (12)
1983	S23	N%	TOT	1-1 (20)
1984	S21	H	TOT	2-2
1985	S20	A	L	2-1
1986	O24	H	W	1-0
1987	O23	A	T	1-1
1988	O21	H	W	2-0
1989	O20	A	W	7-1
1990	O19	H	W	4-0
1991	O18	A	W	2-1
1992	O25	H	W	5-0 (24)
1993	O24	A	W	4-2
1994	O21	H	W	5-0
2010	S10	N^	W	1-0
2013	S6	N^	L	1-0

(-) Ranking

# NCAA Playoffs

@ SIU-Edwardsville (Edwardsville, Ill.)

% Saint Louis Invitational (St. Louis, Mo.)

^ Tulsa Classic (Tulsa, Okla.)

## SOUTH ALABAMA 1-0

H: 1-0, A: 0-0, N: 0-0

1995	O28	H\$	W	2-1
------	-----	-----	---	-----

\$ SMU Classic (Dallas, Texas)

## SOUTH CAROLINA 9-6-2

H: 4-1-2, A: 1-4, N: 4-1

1986	S19	N@	W	3-2 (2)
1988	N27	A#	L	1-0 (5)
1995	O20	N@	W	3-0 (3)
1996	O6	H	WOT	3-2
1997	S7	A	L	2-1 (22)
2001	S7	N%	W	3-2 (19)
2005	O30	A	L	3-0
2006	O18	H	T2OT	1-1 (16)
2007	O24	A	W	2-1
2008	O8	H	T2OT	1-1
	N12	H*	L	3-0
2009	O14	A	L2OT	2-3
2010	O6	H	W	3-1 (20)
	N12	N*	L	2-1
2011	O12	A	W2OT	3-2
	N11	N*	W	1-0
2012	S24	H	W	2-1

(-) Ranking

# NCAA Playoffs

\* C-USA Tournament

@ St. Louis Invitational (St. Louis, Mo.)

% Coll. of Charleston Classic (Charleston, S.C.)

## STANFORD 3-6-2

H: 1-3-1, A: 1-3, N: 1-0-1

1989	S29	H\$	L	1-0
2000	D2	A#	W	2-1 (6)
2002	S6	A	L	3-2 (1)
2003	S19	N@	T2OT	0-0
2004	S5	H\$	L	2-0

2008	S5	N%	W	2-0
2015	S13	H	L-2OT	3-2
2017	S7	A	L	3-1 (1)
2021	A26	H	W	3-1 (8)
2022	A28	A	L	3-1
2024	O11	H	T	2-2 (5)

(-) Ranking

\$ SMU Classic (Dallas, Texas)

@ Tulsa Classic (Tulsa, Okla.)

% Cal Classic (Berkeley, Calif.)

## STETSON 2-0

H: 0-0, A: 1-0, N: 0-0

2018	O1	A	W	3-1
2019	O22	H	W	5-0

## STONY BROOK 1-0

H: 1-0, A: 0-0, N: 0-0

2014	S14	H\$	W	2-0
------	-----	-----	---	-----

\$ SMU Invitational (Dallas, Texas)

## TCU 33-1

H: 17-0, A: 16-1, N: 0-0

1975		A	W	8-1
1976	A29	H	W	5-0
1977	N12	A	W	4-1
1978	O1	H	W	2-0
1979	O24	A	W	4-1
1980	N5	H	W	6-0
1981	S4	A	W	5-0
	O29	H	W	3-0
1982	S1	A	W	4-0
	O27	H	W	5-0
1983	S20	H	W	4-1
1984	N7	A	W	1-0
1985	S4	H	W	3-0
1986	S5	A	W	4-2
1987	S18	A	W	5-2
	N7	H	W	2-1
1988	S1	A	W	2-0
	N5	H	W	4-0
1989	S19	A	W	3-0
1990	S19	H	W	3-0
1991	S24	H	W	3-1
	N10	A	W	3-0
1992	N8	A	W	6-1
1993	N7	H	W	13-0
1994	O4	A	W	2-0
1995	N12	H	W	5-0
1996	N10	A	W	5-0
1997	N9	H	W	2-1
1998	N1	A	WOT	2-1
1999	O17	A	L	1-0
	O31	H	W	3-2
2000	N3	H	W	8-1
2001	S27	A	W	3-1
2002	S20	H	W	8-1

## TEMPLE 10-3-1

H: 6-2-1, A: 4-1, N: 0-0

2013	O9	H	T2OT	1-1
2014	O11	A	WOT	2-1
2015	O31	H	W	2-0
2016	O8	H	L	1-0
2017	O7	A	W	2-1
	O10	H!	W	4-0
2018	N2	H	W	2-1
2019	N5	A	W2OT	2-1
2020	M6	A	L	2-0
	A10	H	LOT	1-2
2021	S18	A	W	4-1
	O3	H	W	1-0
2022	S30	H	W	4-1
2023	N1	H	W	2-1

! American Athletic Conference Tournament

## TEXAS 7-0

H: 3-0, A: 4-0, N: 0-0

1975		A@	W	1-0
------	--	----	---	-----

# SMU VS. OPPONENTS

1976	S17	H	W	4-0
1977	O22	A	W	8-1
1978	N11	H	WOT	4-2
1979	N9	A	W	3-2
1980		H	W	4-0
1981	O10	A	W	1-0

@ Texas College Soccer League Playoffs

## TEXAS A&M 6-0

H: 2-0, A: 4-0, N: 0-0

1976		A	W	4-0
1978		A	W	8-0
1979	O26	H	W	4-0
1980	O24	A	W	4-0
1981	N1	H	W	3-1
1982	O3	A	W	4-0

## TEXAS-ARLINGTON 3-0-1

H: 3-0, A: 0-0-1, N: 0-0

1975	O4	H	W	5-0
	N8	A	T	0-0
1976	O8	H	W	4-0
1977	S2	H	W	3-0

## TEXAS-DALLAS 2-0

H: 2-0, A: 0-0, N: 0-0

2002	A30	H	W	3-0
2003	S24	H	W	4-0

## UTRGV 8-0

H: 8-0, A: 0-0, N: 0-0

1987	O4	H	W	8-1
1989	S1	H	W	5-1
1993	O29	H	W	4-1
1995	S24	H\$	W	8-0
1997	S28	H\$	W	9-1
2022	S5	H	W	7-2
2023	A24	H	W	2-1
2024	S29	H	W	3-2

§ SMU Classic/Invitational (Dallas, Texas)

## TEXAS TECH 5-0

H: 3-0, A: 2-0, N: 0-0

1977	A26	H	W	3-1
1978		A	W	10-0
1979	S7	H	W	7-0
1980	S27	A	W	4-0
1981	O4	H	W	4-0

## TULSA 35-14-5

H: 22-5-3, A: 10-6-1, N: 3-3-1

1980	S6	A	W	9-0
1981	O2	H	W	4-0
1984	O19	H	W	3-0
1986	S13	H	W	5-1
1987	S29	H	W	3-0
1990	S14	H	W	2-0
1991	O29	H	L	1-0
	N16	H#	W	5-3 (21)
1992	O9	H	W	6-1
1993	S11	A	W	2-0
1994	S14	H	L	2-1
1995	S9	H	W	5-1 (14)
1996	O11	H	W	4-0
1997	O31	A	W	3-1
	N16	N@	W	4-0
1998	O11	H	TOT	1-1
	N13	N@	L	1-0
1999	O22	A	W	2-0
	N7	H	W	4-0
2000	O8	H	W	1-0
2001	O20	A	W	2-0
2002	O26	H	W	5-1
2003	O18	A	LOT	1-0 (15)

	N8	N%	W	1-0 (17)
2004	O15	H	W	4-0
	N14	N%	W	2-1
	N27	H#	L2OT	2-1
2005	O22	A	W	3-2
	N9	H*	T2OT	2-2

(Tulsa advances on PKs, 5-4)

2006	O11	H	W	2-0
2007	S28	A	T2OT	2-2 (18)
2008	S27	H	L	4-1
2009	O21	A	W	3-2 (16)
2010	O20	H	W	3-2 (17)
2011	O5	A	W	2-1
2012	O3	H	W	1-0 (20)
	N11	N*	L	5-0
2014	S26	H	W	4-2
	O22	A	L	1-0 (24)

	N14	N!	L	2-0
2015	S26	A	W	1-0
2015	O21	H	W	3-2
2015	N13	N!	T2OT	2-2

(Tulsa advanced off PKs, 4-3)

2016	S24	H	L	3-0
2017	S24	A	LOT	1-0
2018	S22	H	W	1-0
2019	S28	A	W	5-1
2020	M27	A	L	2-1
	A6	H	W	3-0
2021	S29	A	L2OT	2-1 (7)
	O27	H	T2OT	0-0 (8)
	N11	A!	L	2-0 (2)
2022	N2	H	W	3-2
2023	O2	A	W	2-0

(-) Ranking

# NCAA Playoffs

@ WAC Championship

% MVC Tournament

\* Conference USA Tournament

! American Athletic Conference Tournament

## UAB 8-3-2

H: 4-2-1, A: 3-1, N: 1-0-1

1999	N27	H#	L	2-0
2005	S30	H	W	2-1
2006	O25	A	L	2-1
	N3	N*	T2OT	1-1 (25)

(SMU advances on PKs, 3-1)

2007	O17	H	W	2-1
2008	O22	A	W	2-0
2009	S25	H\$	T2OT	1-1
2010	S24	A@	W	3-2
2011	O26	H	L	1-0
	N13	N*	W	2-0 (17)
2012	S29	A	W	1-0 (23)
2022	O9	H	W	1-0
2023	O27	A	W	1-0

(-) Ranking

# NCAA Playoff

§ SMU Classic (Dallas, Texas)

\* C-USA Tournament

@ UAB Tournament (Birmingham, Ala.)

## UC DAVIS 2-0

H: 2-0, A: 0-0, N: 0-0

2012	S16	H\$	W	1-0
2017	A25	H	W	3-2

§ SMU Classic (Dallas, Texas)

## UC IRVINE 1-0

H: 1-0, A: 0-0, N: 0-0

2015	S20	H	W	2-0
------	-----	---	---	-----

## UCLA 5-5-1

H: 2-2, A: 2-2-1, N: 1-1

1978	A28	H	W	2-1 (6)
1985	D1	A#	L	2-0 (2)
1987	S11	N@	W	2-1 (13)
1990	N25	A#	L	2-0 (2)
1992	O18	A%	TOT	1-1 (2)
1993	S18	H\$	L	4-0 (7)
1994	N27	H#	L	4-2 (7)
1996	S8	N^	L	1-0
2001	D1	H#	W	1-0
2005	N22	A#	W	3-0 (5)
2011	S25	A	W	2-1 (18)

(-) Ranking

# NCAA Playoffs

§ SMU Classic (Dallas, Texas)

@ UNLV Invitational (Las Vegas, Nev.)

% UCLA Tournament (Los Angeles, Calif.)

^ Indiana Classic (Bloomington, Ind.)

## UC RIVERSIDE 1-0

H: 1-0, A: 0-0, N: 0-0

2019	S9	H	W	1-0
------	----	---	---	-----

## UC SANTA BARBARA 0-3

H: 0-2, A: 0-0, N: 0-1

1996	S27	H\$	L	1-0
2006	N15	H#	L	3-1
2007	S14	N@	LOT	2-1 (9)

(-) Ranking

# NCAA Playoffs

§ SMU Classic (Dallas, Texas)

@ New Mexico Classic (Albuquerque, N.M.)

## UCF 11-8-7

H: 7-3-3, A: 4-5-4, N: 0-0

2005	O14	H	W	1-0
2006	O14	A	T2OT	2-2
2007	O6	H	W	3-1
2008	O25	A	W	2-0
2009	O31	H	T2OT	3-3
2010	O2	A	L	2-1
2011	O1	H	L	4-2 (14)
2012	O14	A	L	1-0
2013	O19	H	T2OT	0-0
2014	O4	A	T	1-1
	N8	H!	W	4-0
2015	O2	H	W	2-1
2016	O1	A	L	1-0
2017	S29	H	W	2-1
	N12	H!	W	2-1
2018	S28	A	L	2-0
	N10	A!	T2OT	1-1

(SMU takes title on PKs, 5-4)

2019	O6	H	T2OT	3-3 (11)
	N16	A!	W	1-0 (5)
	N30	H#	WOT	2-1 (8)
2020	M13	H	L	2-0
	A2	A	L	2-1
	A15	A!	T2OT	1-1

(UCF advances on PKs, 4-3)

2021	O16	H	L	2-1
	O31	A	W	5-0
2022	O5	A	W	2-1

! American Athletic Conference Tournament

# NCAA Tournament

## UNLV 9-0-2

H: 3-0-2, A: 6-0, N: 0-0

1985	N8	H	W	3-0 (7)
1986	N9	A@	W	2-0
1987	S12	A@	W	2-1
1988	S24	H\$	T	0-0 (18)
1989	S9	A@	W	4-3
1992	S7	H	TOT	1-1
1994	S9	A@	W	2-0
1996	N3	A	W	4-0
1997	O11	H	W	2-0

# SMU VS. OPPONENTS

1998	N6	A	W	2-1
2000	S15	H\$	W	7-0

(-) Ranking  
 \$ SMU Classic (Dallas, Texas)  
 @ UNLV Invitational (Las Vegas, Nev.)

## USF 9-5-4

H: 4-1-2, A: 4-2-2, N: 1-2

2004	S17	A@	L	3-0
2005	S11	H\$	W2OT	2-1
2012	A31	N^	L	1-0 (4)
2013	O26	A	L	4-1
2014	O18	H	T2OT	2-2 (24)
2015	O24	A	T2OT	2-2
2016	O29	H	L2OT	0-1
2017	O29	A	T2OT	0-0
2018	O6	H	T2OT	1-1
2019	O11	A	W	3-0
	N13	N#	W2OT	2-1
2020	F13	A	W	7-0
	M20	H	W	3-2
2021	S24	H	W	2-0
	O22	A	W	4-0
2022	O21	H	W	3-1
	N10	N	L	1-0
2023	S22	A	W	2-1

\$ SMU Classic (Dallas, Texas)  
 @ USF Tournament (Tampa, Fla.)  
 ^ Tulsa Classic (Tulsa, Okla.)  
 # AAC Tournament

## UT DALLAS 1-0

H: 1-0, A: 0-0, N: 0-0

2015	A20	H#	W	2-0
------	-----	----	---	-----

# Exhibition Match

## UTAH VALLEY 1-0

H: 1-0

2015	N19	H!	W	2-0
------	-----	----	---	-----

! NCAA Tournament

## VALPARAISO

H: 1-0

2019	s13	H	W	6-0
------	-----	---	---	-----

## VANDERBILT 7-0

H: 5-0, A: 2-0, N: 0-0

2000	O20	H	W	5-0
2001	O7	A	W	2-0
	N9	H	W2OT	2-1
2002	O20	H	W	4-0
2003	O24	A	WOT	2-1
2004	O8	H	W	2-1
	N5	H*	W	2-0

\* MVC Tournament

## VERMONT 0-1-0

H: 0-1, A: 0-0, N: 0-0

2022	N20	H#	L	1-0
------	-----	----	---	-----

## VIRGINIA 3-1-0

H: 2-0, A: 1-1, N: 0-0

1987	O16	H\$	W	1-0 (1)
2007	S7	H\$	W	5-1
2008	A31	A@	W	3-1
2019	D6	A#	LOT	3-2 (1)

(-) Ranking  
 \$ SMU Classic (Dallas, Texas)  
 @ Virginia Classic (Charlottesville, Va.)  
 # NCAA Tournament

## VIRGINIA TECH 1-0

H: 1-0, A: 0-0, N: 0-0

2024	S20	H	W	2-0 (13)
------	-----	---	---	----------

## WAKE FOREST 1-0-1

H: 1-0-1, A: 0-0, N: 0-0

2024	O25	H	W	3-0
------	-----	---	---	-----

N10 H\* T 2-2

(Wake advances on PKs, 3-1)

(-) Ranking

\* ACC Championship (Dallas, Texas)

## WASHINGTON 3-4-1

H: 2-0, A: 0-2-1, N: 1-2

1976	O14	A@	T	0-0
1990	O5	H\$	W	2-1 (15)
1991	S13	A@	L	4-0
1994	S11	N%	LOT	1-2
1999	S10	N%	W	1-0
2007	S16	N^	L	2-0 (24)
2013	S27	A	L2OT	2-1 (5)
2024	N24	H#	W	2-1 (19)

(-) Ranking

# NCAA Playoffs

\$ SMU Classic (Dallas, Texas)

@ UW Classic (Seattle, Wash.)

% UNLV Tournament (Las Vegas, Nev.)

^ New Mexico Classic (Albuquerque, N.M.)

## WASHINGTON STATE 0-0-1

H: 0-0, A: 0-0, N: 0-0-1

1976	O15	N@	T	0-0
------	-----	----	---	-----

@ UW Classic (Seattle, Wash.)

## WESTERN KENTUCKY 6-0

H: 2-0, A: 3-0, N: 1-0

2000	O15	A	W	4-2
2001	O5	A	W	2-0
2002	O19	H	W	1-0
2003	O26	A	W	5-3
	N14	N*	W	3-1
2004	O10	H	W	4-0

\* MVC Tournament

## WESTERN ILLINOIS 6-0-1

H: 4-0, A: 1-0-1, N: 1-0

1982	O15	A	W	3-1
1986	S26	H	W	2-1
1987	N1	H	W	5-0
1988	O28	A	T	0-0
1989	N3	H	W	8-2
2010	S12	N@	W	2-1
2016	S2	H	W	2-1

@ Tulsa Classic (Tulsa, Okla.)

## WESTERN WASHINGTON 1-0

H: 0-0, A: 0-0, N: 1-0

1976	O15	N@	W	3-0
------	-----	----	---	-----

@ UW Classic (Seattle, Wash.)

## WEST TEXAS STATE 1-0

H: 1-0, A: 0-0, N: 0-0

1995	O16	H	W	4-1
------	-----	---	---	-----

## WEST VIRGINIA 1-0

H: 1-0, A: 0-0, N: 0-0

2005	S9	H\$	W	1-0
------	----	-----	---	-----

\$ SMU Classic (Dallas, Texas)

## WILLIAM & MARY 1-1

H: 1-1, A: 0-0, N: 0-0

2010	N28	H#	W	1-0 (12)
2011	A27	H	L	3-2 (13)

(-) Ranking

# NCAA Tournament

## WINTHROP 0-0-1

H: 0-0-1, A: 0-0, N: 0-0

2012	N15	H#	T2OT	1-1
------	-----	----	------	-----

(Winthrop advances on PKs, 3-1)

# NCAA Playoffs

## WISCONSIN 5-2-1

H: 1-2-1, A: 1-0, N: 3-0

1988	O15	H	T	2-2
1990	N4	N@	W	1-0
1991	O11	H\$	L	2-1 (18)
1994	S4	A%	W	2-0 (18)
	N20	H#	W	2-1 (15)
1995	D3	H#	L	2-0 (5)
2001	S21	N^	W	6-0
2006	A25	N&	WOT	1-0

(-) Ranking

# NCAA Playoffs

\$ SMU Classic (Dallas, Texas)

@ Illinois State Classic (Normal, Ill.)

% UW Classic (Madison, Wisc.)

^ TCU Classic (Ft. Worth, Texas)

& Tulsa Classic (Tulsa, Okla.)

## WISCONSIN-GREEN BAY 1-0

H: 1-0, A: 0-0, N: 0-0

1978	S24	H	W	4-0
------	-----	---	---	-----

## WISCONSIN-MILWAUKEE 5-1-1

H: 2-0-1, A: 0-1, N: 3-0

1978	S3	H	W	4-0
1979	N3	A	L	2-0
1992	O2	N@	WOT	3-2
1994	S3	N%	W	2-1
1996	S29	H\$	W	4-0
2002	S2	H	T2OT	1-1
2006	A27	N^	W	1-0 (24)

(-) Ranking

\$ SMU Classic (Dallas, Texas)

@ Quincy Tournament (Quincy, Ill.)

% UW Classic (Madison, Wisc.)

^ Tulsa Classic (Tulsa, Okla.)

## WISCONSIN-PARKSIDE 1-0

H: 1-0, A: 0-0, N: 0-0

1978		H	W	3-0
------	--	---	---	-----

## WOOSTER 1-0

H: 0-0, A: 1-0, N: 0-0, OT: 0-0

1978		A	W	1-0
------	--	---	---	-----

## YALE 3-0

H: 1-0, A: 0-0, N: 2-0, OT: 0-0

2004	S24	N@	W	5-2
2009	S13	N%	W	3-2
2023	S11	H	W	1-0

@ Tulsa Classic (Tulsa, Okla.)

% Brown Classic (Providence, R.I.)

# MUSTANGS IN THE PROS

## MAJOR LEAGUE SOCCER

Zach Barnes	D.C. United
Shane Battelle	Columbus Crew
Paul Broome	Dallas Burn
Carl Bussey	Dallas Burn
Jordan Cano	FC Dallas
Marco Carrizales	FC Dallas
Adrian Chevannes	Colorado Rapids
Mauro Cichero	FC Dallas
Collin Clark	Colorado Rapids
Leone Cruz	Seattle Sounders
Emil Cuello	LA Galaxy
Diogo De Almeida	Real Salt Lake
Byron Foss	Colorado Rapids
Kevin Friedland	Minnesota United FC
Luchi Gonzalez	San Jose Earthquakes
Bruno Guarda	FC Dallas
Duke Hashimoto	Columbus Crew
Daniel Hernandez	LA Galaxy
Nicky Hernandez	FC Dallas
Arthur Ivo	Toronto FC
Ugo Ihemelu	LA Galaxy
Ryan Latham	New England Revolution
Talen Maples	Toronto FC
Garrett McLaughlin	Houston Dynamo FC
Eddie Munjoma	FC Dallas
Michael Nelson	Houston Dynamo FC
TJ Nelson	FC Dallas
Ramon Nunez	Dallas Burn
Ivan Polic	LA Galaxy
Alan Prampin	Kansas City Wizards
Tom Presthus	D.C. United
Ed Puskarich	Dallas Burn
Cesar Ruvalcaba	Columbus Crew
Ben Shuleva	FC Dallas
Skage Simonsen	D.C. United
Jacob Speed	FC Dallas
Josue Soto	Houston Dynamo FC
Tony Soto	Kansas City Wizards
TJ Tomasso	New England Revolution
Diego Walsh	Columbus Crew
Chase Wileman	FC Dallas

## MLS NEXT PRO

Gabriel Costa	RNY FC
Cole Johnson	Columbus Crew 2
Papa Ndoye	Houston Dynamo 2

## MAJOR INDOOR SOCCER LEAGUE (MISL)

Mike Agnew	Baltimore Blast
Joel Brewer	Dallas Sidekicks
Caesar Cervin	Cleveland Force
Hank Henry	Dallas Sidekicks
David Hughes	Dallas Sidekicks
Tony Mungoli	Houston Summit
Giampaolo Pedroso	Dallas Sidekicks
Danny Perge	Dallas Sidekicks
David Pfeil	Dallas Sidekicks
Randy Phillips	Minnesota Kicks
Dave Williamson	Baltimore Blast

## NATIONAL PROFESSIONAL SOCCER LEAGUE

Scott Blokker	Buffalo Blizzard
John Howard	Buffalo Blizzard

## NORTH AMERICAN SOCCER LEAGUE

A.J. Corrado	Indy Eleven
Greg Ryan	New York Cosmos

## A-LEAGUE

Damon Hughes	Colorado Foxes
--------------	----------------

## SOUTHWEST INDEPENDENT SOCCER LEAGUE

Saeid Baghvardani	Richardson Rockets
-------------------	--------------------

## UNITED SOCCER LEAGUE (USL)

Robbia Derschang	Arizona United
Philip Ponder	North Texas SC
Caleb Smith	Pittsburgh Riverhounds

## MLS DRAFT

YEAR	NAME	TEAM	ROUND
1996	Kevin Grimes	San Jose Clash	16th
1996	Alan Prampin	Kansas City Wiz	10th
1996	Ed Puskarich	Dallas Burn	15th
1997	Tom Presthus	D.C. United	2nd
1998	Daniel Hernandez	LA Galaxy	2nd
1999	Tony Soto	LA Galaxy	1st
1999	Paul Broome	Dallas Burn	1st
2002	Luchi Gonzalez	Dallas Burn	1st
2002	Carl Bussey	Dallas Burn	1st
2002	Mohamed Fahim	D.C. United	3rd
2003	Diego Walsh	Columbus Crew	1st
2003	Kevin Friedland	Kansas City	6th
2004	Ramon Nunez	Dallas Burn	1st
2004	Kevin Hudson	D.C. United	5th
2005	Ugo Ihemelu	LA Galaxy	1st
2005	Ryan Latham	New England Revolution	Supplemental
2006	Duke Hashimoto	Columbus Crew	4th
2007	Jay Needham	D.C. United	3rd
2007	Chase Wileman	FC Dallas	Supplemental
2008	Adrian Chevannes	Colorado Rapids	3rd
2008	Ben Shuleva	FC Dallas	Supplemental
2010	Dane Saintus	FC Dallas	4th
2011	Leone Cruz	Seattle Sounders	2nd
2011	Kekoa Osorio	FC Dallas	5th
2011	Craig Hill	FC Dallas	6th
2012	Diogo De Almeida	Real Salt Lake	2nd
2012	Arthur Ivo	Toronto FC	5th
2012	Ian Kalis	FC Dallas	6th
2013	T.J. Nelson	FC Dallas	Supplemental
2016	Jacob Speed	FC Dallas	4th
2018	Michael Nelson	Houston Dynamo FC	1st
2018	Mauro Cichero	FC Dallas	1st
2019	Emil Cuello	LA Galaxy	1st
2020	Garrett McLaughlin	Houston Dynamo FC	1st
2021	Nicky Hernandez	FC Dallas	1st
2021	Brandon Terwege	Houston Dynamo FC	3rd
2021	Talen Maples	Toronto FC	3rd
2022	Skage Simonsen	D.C. United	3rd
2023	Mads Westergren	FC Dallas	3rd
2024	Nikola Djordjevic	Vancouver White Caps FC	2nd
2024	Cesar Ruvalcaba	Columbus Crew	2nd
2024	Bailey Sparks	Inter Miami CF	2nd



NIKOLA DJORDJEVIC