

SMU



RESULTS

2023-24 MEN'S BASKETBALL



All-Time Season W-L Results

Year	Coach	Total		Home		Away/Neutral		Conf.		Conf. Rank (# of teams)	Coaches & Staff
		W	L	W	L	W	L	W	L		
1916-17	Dale Morrison	12	2	8	0	4	2	4	1	1st	<
1917-18	Burton Rix	5	4	1	1	4	3	--	--		<
1918-19	Burton Rix	7	8	4	2	3	6	5	6	3rd (5)	~
1919-20	Burton Rix	6	11	6	6	0	5	2	8	5th (6)	~
1920-21	Burton Rix	6	13	2	6	4	7	0	11	5th (5)	~
1921-22	R.N. Blackwell	8	14	7	6	1	8	4	11	4th (6)	~
1922-23	H.A. Faulkner	10	11	6	4	4	7	4	10	6th (6)	~
1923-24	H.A. Faulkner	9	15	4	6	5	9	7	15	5th (8)	~
1924-25	Jimmie W. St. Clair	5	11	5	4	0	7	4	10	6th (8)	~
1925-26	Jimmie W. St. Clair	10	6	6	1	4	5	8	4	2nd (7)	~
1926-27	Jimmie W. St. Clair	12	5	8	2	4	3	7	4	T-2nd (7)	~
1927-28	Jimmie W. St. Clair	14	3	9	1	5	2	10	2	2nd (7)	~
1928-29	Jimmie W. St. Clair	7	9	4	4	3	5	6	6	3rd (7)	~
1929-30	Jimmie W. St. Clair	8	10	6	3	2	7	6	6	3rd (7)	~
1930-31	Jimmie W. St. Clair	15	8	11	3	4	5	8	4	2nd (7)	~
1931-32	Jimmie W. St. Clair	9	13	5	4	4	9	2	10	7th (7)	~
1932-33	Jimmie W. St. Clair	9	9	7	6	2	3	5	7	5th (7)	~
1933-34	Jimmie W. St. Clair	11	9	8	2	3	7	5	7	6th (7)	~
1934-35	Jimmie W. St. Clair	14	3	8	2	6	1	9	3	T-1st (7)	~
1935-36	Jimmie W. St. Clair	4	8	3	2	1	6	4	8	5th (7)	~
1936-37	Jimmie W. St. Clair	13	8	8	2	5	6	10	2	1st (7)	~
1937-38	Jimmie W. St. Clair	9	6	5	0	4	6	8	4	3rd (7)	~
1938-39	Forrest C. Baccus	14	8	9	4	5	4	8	4	3rd (7)	~
1939-40	Forrest C. Baccus	7	13	4	3	3	10	5	7	T-5th (7)	~
1940-41	Forrest C. Baccus	10	10	5	6	5	4	6	6	T-4th (7)	~
1941-42	Forrest C. Baccus	3	16	2	6	1	10	1	11	7th (7)	~
1942-43	James Stewart	10	8	6	4	4	4	4	8	T-5th (7)	~
1943-44	James Stewart	8	9	5	5	3	4	6	6	T-3rd (7)	~
1944-45	Roy Dale Baccus	11	10	7	6	4	4	7	5	T-3rd (7)	~
1945-46	Forrest C. Baccus	7	16	3	6	4	10	0	12	7th (7)	~
1946-47	Forrest C. Baccus	14	8	7	4	7	4	8	4	T-2nd (7)	~
1947-48	E.O. "Doc" Hayes	13	10	7	2	6	8	5	7	5th (7)	~
1948-49	E.O. "Doc" Hayes	11	13	4	6	7	7	5	7	5th (7)	~
1949-50	E.O. "Doc" Hayes	10	13	4	5	6	8	7	5	3rd (7)	~
1950-51	E.O. "Doc" Hayes	14	10	11	2	3	8	6	6	5th (7)	~
1951-52	E.O. "Doc" Hayes	11	13	7	6	4	7	5	7	T-3rd (7)	~
1952-53	E.O. "Doc" Hayes	8	12	4	4	4	8	4	8	T-5th (7)	~
1953-54	E.O. "Doc" Hayes	13	9	9	1	4	8	6	6	T-3rd (7)	~
1954-55	E.O. "Doc" Hayes	15	11	9	0	6	11	9	3	1st (7)	~ +
1955-56	E.O. "Doc" Hayes	26	4	10	0	16	4	12	0	1st (7)	~ +
1956-57	E.O. "Doc" Hayes	22	4	13	1	9	3	11	1	1st (7)	~ +
1957-58	E.O. "Doc" Hayes	15	10	10	1	5	9	9	5	T-1st (8)	~
1958-59	E.O. "Doc" Hayes	16	8	9	2	7	6	10	4	2nd (8)	~
1959-60	E.O. "Doc" Hayes	17	7	9	1	8	6	10	4	T-2nd (8)	~
1960-61	E.O. "Doc" Hayes	12	12	11	2	1	10	6	8	6th (8)	~
1961-62	E.O. "Doc" Hayes	18	7	10	1	8	6	11	3	T-1st (8)	~
1962-63	E.O. "Doc" Hayes	12	12	9	5	3	7	6	8	T-5th (8)	~
1963-64	E.O. "Doc" Hayes	12	12	7	5	5	7	8	6	T-3rd (8)	~
1964-65	E.O. "Doc" Hayes	17	10	9	3	8	7	10	4	T-1st (8)	~ +
1965-66	E.O. "Doc" Hayes	17	9	10	2	7	7	11	3	1st (8)	~ +
1966-67	E.O. "Doc" Hayes	20	6	10	2	10	4	12	2	1st (8)	~ +
1967-68	Bob Prewitt	6	18	4	10	2	8	5	9	T-7th (8)	~
1968-69	Bob Prewitt	12	12	6	6	6	6	8	6	3rd (8)	~
1969-70	Bob Prewitt	5	19	5	6	0	13	4	10	7th (8)	~
1970-71	Bob Prewitt	16	10	13	2	3	8	8	6	4th (8)	~
1971-72	Bob Prewitt	16	11	12	1	4	10	10	4	T-1st (8)	~
1972-73	Bob Prewitt	10	15	6	5	4	10	7	7	T-5th (8)	~
1973-74	Bob Prewitt	15	12	10	2	5	10	10	4	T-2nd (8)	~ !
1974-75	Bob Prewitt	8	18	7	6	1	12	4	10	T-6th (8)	~
1975-76	Sonny Allen	16	12	11	3	5	9	10	6	3rd (9)	~
1976-77	Sonny Allen	8	19	6	5	2	14	7	9	6th (9)	~
1977-78	Sonny Allen	10	18	7	5	3	13	6	10	6th (9)	~
1978-79	Sonny Allen	11	16	10	4	1	12	6	10	T-6th (9)	~
1979-80	Sonny Allen	16	12	11	4	5	8	7	9	6th (9)	~
1980-81	Dave Bliss	7	20	4	9	3	11	3	13	9th (9)	~
1981-82	Dave Bliss	6	21	5	9	1	12	1	15	9th (9)	~
1982-83	Dave Bliss	19	11	10	4	9	7	9	7	T-4th (9)	~
1983-84	Dave Bliss	25	8	13	2	12	6	12	4	3rd (9)	~ +
1984-85	Dave Bliss	23	10	15	1	8	9	10	6	T-2nd (9)	~ +
1985-86	Dave Bliss	18	11	12	2	6	9	10	6	4th (9)	~ =
1986-87	Dave Bliss	16	13	11	5	5	8	7	9	T-6th (9)	~
1987-88	Dave Bliss	28	7	14	1	14	6	12	4	1st (9)	~ +
1988-89	John Shumate	13	16	11	3	2	13	7	9	7th (9)	~
1989-90	John Shumate	10	18	5	10	5	8	5	11	8th (9)	~
1990-91	John Shumate	12	17	9	5	3	12	6	10	6th (9)	~
1991-92	John Shumate	10	18	5	8	5	10	4	10	7th (8)	~
1992-93	John Shumate	20	8	13	1	7	7	12	2	1st (8)	~ +
1993-94	John Shumate	6	21	4	7	2	14	3	11	7th (8)	~
1994-95	John Shumate	7	20	2	10	5	10	3	11	7th (8)	~
1995-96	Mike Dement	8	20	6	6	2	14	3	11	T-7th (8)	~
1996-97	Mike Dement	16	12	9	4	7	8	7	9	T-4th M (8/16)	^
1997-98	Mike Dement	18	10	13	4	5	6	6	8	5th P (8/16)	^
1998-99	Mike Dement	15	15	8	6	7	9	7	7	T-4th M (8/16)	^
1999-00	Mike Dement	21	9	13	2	8	7	9	5	3rd (8)	~ =
2000-01	Mike Dement	18	12	10	2	8	10	8	8	T-5th (9)	^
2001-02	Mike Dement	15	14	8	6	7	8	10	8	4th (10)	^
2002-03	Mike Dement	17	13	10	3	7	10	11	7	3rd (10)	^
2003-04	Dement/Lineburg *	12	18	4	8	8	10	5	13	8th (10)	^
2004-05	Jimmy Tubbs	14	14	10	4	4	10	9	9	T-4th (10)	^
2005-06	Jimmy Tubbs	13	16	9	6	4	10	4	10	10th (12)	&



Year	Coach	Total		Home		Away/Neutral		Conf.		Conf. Rank (# of teams)	Coaches & Staff
		W	L	W	L	W	L	W	L		
2006-07	Matt Doherty	14	17	9	7	5	10	3	13	11th (12)	& Mike Garland, Steve Lutz, Lance Irvin, Malcolm Farmer
2007-08	Matt Doherty	10	20	8	10	2	10	4	12	11th (12)	& Milton Barnes, Steve Lutz, Lance Irvin, Malcolm Farmer
2008-09	Matt Doherty	9	21	9	8	0	13	3	13	12th (12)	& Milton Barnes, Steve Lutz, Malcolm Farmer, Brion Raven
2009-10	Matt Doherty	14	17	10	7	4	10	7	9	T-7th (12)	& Steve Lutz, Reggie Brown, Reggie Geary, Brion Raven
2010-11	Matt Doherty	20	15	15	7	5	8	8	8	T-7th (12)	& % Larry Mangino, Jerry Hobbie, Reggie Brown, Brion Raven
2011-12	Matt Doherty	13	19	9	# 6	4	13	4	12	11th (12)	& Larry Mangino, Jerry Hobbie, Alvin "Pooh" Williamson, Gerald Lewis
2012-13	Larry Brown	15	17	7	# 7	8	10	5	11	11th (12)	& Tim Jankovich, Jerrance Howard, Ulric Maligi, Jerry Hobbie
2013-14	Larry Brown	% 27	10	# 18	1	9	9	12	6	T-3rd (10)	> = Tim Jankovich, Ulric Maligi, KT Turner, Jerry Hobbie, Jay Duncan
2014-15	Larry Brown	27	7	16	2	11	5	15	3	1st (11)	> + Tim Jankovich, Ulric Maligi, KT Turner, Jerry Hobbie, Jay Duncan
2015-16	Brown/Jankovich =	25	5	16	1	9	4	13	5	2nd (11)	> @ Tim Jankovich, KT Turner, Jerry Hobbie, Jay Duncan
2016-17	Tim Jankovich	30	5	18	0	12	5	17	1	1st (11)	> + KT Turner, Shawn Forrest, Jay Duncan, Sean Stout, Nemanja Jovanovic
2017-18	Tim Jankovich	17	16	13	5	4	11	6	12	9th (12)	> KT Turner, Shawn Forrest, Jay Duncan, Sean Stout, Nemanja Jovanovic
2018-19	Tim Jankovich	15	17	10	8	5	9	6	12	T-9th (12)	> KT Turner, Shawn Forrest, Jay Duncan, Sean Stout, Nemanja Jovanovic, Jon Ekey
2019-20	Tim Jankovich	19	11	15	2	4	9	9	9	7th (12)	> KT Turner, Jay Duncan, Yaphett King, Sean Stout, Nemanja Jovanovic, Jon Ekey
2020-21	Tim Jankovich	11	6	6	2	5	4	7	4	4th (11)	> + Jay Duncan, Yaphett King, John Cooper, Sean Stout, Nemanja Jovanovic, Jon Ekey
2021-22	Tim Jankovich	24	9	17	1	7	8	13	4	2nd (11)	> = Jay Duncan, Yaphett King, John Cooper, Sean Stout, Nemanja Jovanovic, Jon Ekey
2022-23	Rob Lanier	10	22	7	9	3	13	5	13	10th (11)	> Chris Kreider, Cliff Warren, Josten Crow, Kyle Condon, Jordan Glover, Isaiah Campbell
Totals	107 Seasons	1,422	1,274	897	432	525	842	738	769		
	(1916-		.527		.675		.384		.490		
Moody Coliseum 67 Seasons	(1956-	1,014	895	653	295	361	600	516	518		# "Home" Games not at Moody Coliseum (included in home total for Moody)
	(1956-		.531		# .689		.376		.499		See list below
New Moody Coliseum 10 Seasons	(2013-	205	108	136	31	69	77	103	69		# '13-14 (6-0 at Curtis Culwell Center)
	(2013-		.655		# .814		.473		.599		
TIAA 2 Seasons	(1916-18)	17	6	9	1	8	5	4	1	1 Title	< Texas Intercollegiate Athletic Conference 1916-18
	(1916-18)		.739		.900		.615		.800		
SWC 78 Seasons	(1918-96)	946	901	591	303	355	598	521	537	13 Titles	~ Southwest Conference 1918-96
	(1918-96)		.512		.661		.373		.492		
WAC 9 Seasons	(1996-2005)	146	117	85	39	61	78	72	74		^ Western Athletic Conference 1996-2005 (M-Mountain Div., P-Pacific Div.)
	(1996-2005)		.555		.685		.439		.493		
C-USA 8 Seasons	(2005-13)	108	142	76	58	32	84	38	88		& SMU competed in Conference USA from 2005-13.
	(2005-13)		.432		.567		.276		.302		
American 9 Seasons	(2013-	205	108	136	31	69	77	103	69	2 Titles	> SMU joined the American Athletic Conference in 2013
	(2013-		.655		.814		.473		.599		

Note: Neutral site games included in away totals.

* Robert Lineburg served as Interim Head Coach for the final 5 games of the 2003-04 season (2-3).

@ Tim Jankovich served as Head Coach for first 9 games of 2015-16 season (9-0)

League Champion or Postseason; + NCAA Tournament; = Postseason NIT; ! Collegiate Coaches Association Tournament; % CIT

% 27 wins in 2013-14 later vacated (official record 0-10)

Year	Coach	Total		Home		Away/Neutral		Conf.	
		W	L	W	L	W	L	W	L
Totals %		1,395	1,274	879	432	516	842	726	769
Moody Coliseum (Total) %		987	895	635	295	352	600	504	518
Moody Coliseum (2013-) %		178	108	118	31	60	77	91	69
AAC %		178	108	118	31	60	77	91	69

Coaches	Total		Home		Away		Conf.		League Titles	# Home games not in Moody Coliseum
	W	L	W	L	W	L	W	L		
Dale Morrison	12	2	8	0	4	2	4	1	1	1982-83 (2-0 at Reunion Arena - DMN Classic)
Burton Rix	24	36	13	15	11	21	7	25	2	1983-84 (2-0 at Reunion Arena - DMN Classic)
R.N. Blackwell	8	14	7	6	1	8	4	11	1	1986-87 (1-1 at Reunion Arena - DMN Classic)
H.A. Faulkner	19	26	10	10	9	16	11	25	1	1987-88 (1-0 at Reunion Arena)
J.W. St. Clair	140	108	93	36	47	72	92	77	2	2011-12 (0-1 at Ellis Davis Fieldhouse)
F.C. Baccus	55	71	30	29	25	42	28	44	1	2012-13 (0-1 at Curtis Culwell Center, C-USA game)
James Stewart	18	17	11	9	7	8	10	14	1	2013-14 (6-0 at Curtis Culwell Center)
Roy D. Baccus	11	10	7	6	4	4	7	5		
E.O. "Doc" Hayes	299	192	172	51	127	141	163	97	8	
Bob Prewitt	88	115	63	38	25	77	56	56	1	
Sonny Allen	61	77	45	21	16	56	36	44	1	
Dave Bliss	142	101	86	33	56	68	64	64	1	
John Shumate	78	118	49	44	29	74	40	64	1	
Mike Dement	138	120	81	39	57	81	65	74		
Robert Lineburg	2	3	0	2	2	1	1	2		
Jimmy Tubbs	27	30	19	10	8	20	13	19		
Matt Doherty	80	109	60	45	20	64	29	67		
Larry Brown % (on court)	85	39	50	11	35	28	45	25	1	
Tim Jankovich	125	64	86	18	39	46	58	42	1	
Rob Lanier	10	22	7	9	3	13	5	13		
Totals	1,422	1,274	897	432	525	842	738	769	16	

% 27 wins in 2013-14 later vacated (official record 0-10)

Coaches	Total		Home		Away		Conf.		W	L	Advance (Rnd of/Total Teams)	
	W	L	W	L	W	L	W	L				
Larry Brown %	58	39	32	11	26	28	33	25				
Conference Championships	W	L										
1916-17	Dale Morrison	4	1	T.I.A.A (determined by win percentage)								
1934-35	Jimmie W. St. Clair	9	3	SWC (tri-champs - Arkansas & Rice)								
1936-37	Jimmie W. St. Clair	10	2	SWC (2 games - Arkansas)								
1954-55	E.O. "Doc" Hayes	9	3	SWC (1 game - Arkansas & TCU)								
1955-56	E.O. "Doc" Hayes	12	0	SWC (3 games - Arkansas)								
1956-57	E.O. "Doc" Hayes	11	1	SWC (3 games - Rice)								
1957-58	E.O. "Doc" Hayes	9	5	SWC (co-champs - Arkansas)								
1961-62	E.O. "Doc" Hayes	11	3	SWC (co-champs - Texas Tech)								
1964-65	E.O. "Doc" Hayes	10	4	SWC (co-champs - Texas)								
1965-66	E.O. "Doc" Hayes	11	3	SWC (1 game - Texas A&M)								
1966-67	E.O. "Doc" Hayes	12	2	SWC (4 games - TCU, Baylor & Texas)								
1971-72	Bob Prewitt	10	4	SWC (co-champs - Texas)								
1978-88	Dave Bliss	12	4	SWC (1 game - Baylor & Arkansas)								
1992-93	John Shumate	12	2	SWC (1 game - Rice)								
2014-15	Larry Brown	15	3	AAC (1 game - Tulsa)								
2016-17	Tim Jankovich	17	1	AAC (1 game - Cincinnati)								
											+ NCAA Tournament (10-14, .417)	
											1955 E.O. "Doc" Hayes 0 2 West Regional - 4th (16/24)	
											1956 E.O. "Doc" Hayes 3 2 Final Four - 4th (4/25)	
											1957 E.O. "Doc" Hayes 1 1 West Regional - 3rd (16/23)	
											1965 E.O. "Doc" Hayes 1 1 Midwest Regional - 3rd (16/23)	
											1966 E.O. "Doc" Hayes 1 1 Midwest Regional - 3rd (16/22)	
											1967 E.O. "Doc" Hayes 1 1 Midwest Regional - 2nd (8/23)	
											1984 Dave Bliss 1 1 West Regional - 2nd (32/48)	
											1985 Dave Bliss 1 1 East Regional - 2nd (32/64)	
											1988 Dave Bliss 1 1 East Regional - 2nd (32/64)	
											1993 John Shumate 0 1 Midwest Regional - 1st (64/64)	
											2015 Larry Brown 0 1 South Regional - 2nd (64/68)	
											2017 Tim Jankovich 0 1 East Regional - 1st (64/68)	
											= Postseason NIT (5-5) (officially 1-5 %)	
											1986 Dave Bliss 0 1 1st Round (32)	
											2000 Mike Dement 0 1 1st Round (32)	
											2014 Larry Brown % 4 1 Final (2/32) (vacated, officially 0-1)	
											2021 Tim Jankovich 0 1 1st Round (16)	
											2022 Tim Jankovich 1 1 2nd Round (16)	
											# Collegiate Commissioners' Association Tournament (0-1, .000)	
											1974 Bob Prewitt 0 1	
											& CollegiateInsider.com Tournament (CIT) (3-1, .750)	
											2011 Matt Doherty 3 1 Semifinal (24)	




SMU Gym
1919-26
Cost: \$24,000
Capacity: 902



SMU Gym opened for the 1919-20 season and was the first "home" for SMU basketball. The Mustangs played their first two seasons at the Dallas Y.M.C.A. It was originally scheduled to open for the 1918-19 season, but was pushed back due to WWI.

The building was expanded before the 1922-23 school year to make room for more physical education classes.

S.M.U. GYMNASIUM BUILDING, BASKET BALL COURT AND SWIMMING POOL



SMU Basketball Pavilion
1926-42
Cost: \$100,000
Capacity: 3,500

Plans for the SMU Basketball Pavilion were announced in 1924 and the building opened for the 1926-27 season. The gym also housed the university's physical education classes.

The Pavilion featured a full-size wood floor and sufficient lighting. Construction was initiated after some Southwest Conference teams threatened not to play at SMU due to a small court and inadequate facilities.

The new facility also made viewing available to the general public for the first time. SMU Gym's seating capacity limited spectating to students and a few friends.

The Texas Longhorn basketball players raised \$50 and presented it to the University for the first cash contribution toward the facility. The Longhorns agreed to later shingle the roof of the new Gym while they were in Dallas as SMU's guests to watch SMU's undefeated football team play on New Year's Day.

The Pavilion was later used for indoor tennis matches after Perkins Gym was built.



Perkins Gym
1942-56
Cost: \$167,000
Capacity: 4,000

Perkins Gym opened for the 1942-43 season and was the home for the Mustangs until Moody Coliseum opened in 1956.

The Mustangs won Southwest Conference titles in each of the last two seasons at Perkins Gym. The final season saw the Mustangs advance to the 1956 NCAA Final Four. SMU went 97-52 during the 14 seasons at Perkins Gym, including a 28-1 mark in the final three seasons.

The facility was named for Mr. and Mrs. J.J. Perkins of Wichita Falls based upon their generous donation. It was also the last SMU building built before the conclusion of WWII.

After basketball moved to Moody Coliseum, it became Perkins Natatorium and is still used for SMU men's and women's swimming and diving.



Crum Basketball Center
2007-present
Cost: \$13,000,000

The Crum Basketball Center is a dedicated, state-of-the-art space where the SMU men's and women's basketball programs can practice and train.

The CBC includes separate full-size practice courts for each program, locker rooms and lounges, training and rehabilitation areas, a strength and conditioning room, an on-site laundry facility, coaches' offices, meeting areas and film editing rooms, as well as a direct connection to Moody Coliseum event level via tunnel.

Construction began with a ground breaking ceremony on Dec. 8, 2006, and officially opened with a dedication on Feb. 21, 2008.

The first practice in the CBC was Dec. 4, 2007, a day before the Mustangs defeated rival TCU 71-65 in Moody Coliseum.





Moody Coliseum 1956-present Cost: \$2,500,000 Capacity: 8,998



1956

Bobby Mills



Moody Coliseum has been the home of SMU basketball since Dec. 3, 1956, when the Mustangs defeated McMurry, 113-36. When the building opened in 1956, it was known as SMU Coliseum. In 1965, the arena was named Moody Coliseum in honor of W.L. Moody, Jr.

The Coliseum underwent several changes over the years to modernize the facility. A new playing surface with a new floor design was installed before the 2007-08 basketball season. That followed a new scoreboard/videoboard that was installed in Dec. 2006.

In 1980-81, the newly remodeled E.O. (Doc) Hayes Memorial Dressing Room was opened. In 1984, a new scoreboard was installed over the center circle and new chairback seats were built at floor level on the north side. In 1985, more chairback seats were added, this time in the west end. The original wood floor of Moody Coliseum was replaced with a new wood surface and new lighting was installed in August of 1986. In 1996, the court was redesigned to mark SMU's entry into the Western Athletic Conference. Shortly thereafter, significant improvements were made to the men's basketball locker room and players' lounge to help make Moody Coliseum one of the most attractive arenas in the nation.

Moody Coliseum was the site of the SWC Post-Season Classic in 1976 and hosted NCAA Regional tournament games, the World Championship of Tennis Finals, the Virginia Slims of Dallas Tennis Championship, the Rolex National Indoor Intercollegiate Tennis Championships, the McDonald's High School All-American All-Star Game and the NABC College Basketball All-Star Game during the 1986 Final Four held in Dallas.

The Coliseum is used for a myriad of events, including cheerleader, drill team, and basketball camps throughout the summer. Several concerts and other sporting events have been held at Moody Coliseum in recent years. In the spring of 1992, President George Bush addressed SMU's seniors during their graduation ceremony at Moody Coliseum.

The largest crowds ever at Moody Coliseum have been 10,276 vs. Texas A&M and 10,091 vs. Texas, both in 1979. Changes in the seating arrangement in recent years have reduced the seating capacity to 9,007 and as of the 1995-96 season, to 8,998.

The men's basketball team played its last game in the old configuration on Feb. 27, 2013, defeating Rice 67-55. Bobby Mills (left) made a ceremonial last shot after the game. Mills had made the first shot for SMU against McMurry in 1956.



Renovation & Expansion | Estimated Cost: \$47,000,000

David B. Miller Court | 12/5/2018

A \$20 million gift from the Moody Foundation helped provide an extensive expansion and renovation of Moody Coliseum, a campus and Dallas landmark that is home to the pageantry of SMU Commencement as well as numerous speaking, athletics and community events such as concerts and high school graduations.

David B. Miller, SMU alumnus and member of the Board of Trustees, and his wife, Carolyn Lacy Miller, committed \$10 million toward the expansion and renovation of Moody Coliseum.

The Moody expansion and renovation featured new premium seating, as well as courtside retractable seating designated for students and renovation of the entry lobby and concourses. Technology improvements included new video boards, scoreboards, sound system, broadcast capabilities and heating and cooling systems. In addition, office suites, restrooms and locker rooms will be upgraded. Construction started in August 2012 and the renovated building opened in December 2013.

Moody Coliseum has long been the site of special events, including heart-stopping basketball moments. In its inaugural year, fans packed the 9,000-seat coliseum to cheer the Mustang men's basketball team to the Southwest Conference Championship and NCAA postseason competition. Women's basketball came to Moody Coliseum in 1976, and women's volleyball began there in 1996. Legend has it that "Moody Magic" contributes to consistent wins at home for Mustang teams.

Each May the coliseum is transformed to host SMU Commencement as well as graduation ceremonies for thousands of area high school students. Four U.S. presidents have spoken at Moody Coliseum, including Richard Nixon, Gerald Ford, George H.W. Bush and George W. Bush. Poet T.S. Eliot also spoke to audiences there. Other events at Moody have included the installation of United Methodist Church bishops and Easter services for Highland Park United Methodist Church.

Moody Coliseum has been the venue for bands such as the Rolling Stones, Three Dog Night, the Grateful Dead, Queen, U2 and Pearl Jam. Dallas' first professional basketball team, the Chaparrals, competed at Moody along with professional tennis players at the Virginia Slims and WCT professional tennis tournaments. Cheerleading, basketball and volleyball camps, Boy Scout conferences and fundraising dance marathons have taken place at Moody Coliseum.

Activities of the George W. Bush Presidential Center also will benefit from access to Moody as that resource brings thousands of visitors to SMU and Dallas.



1/4/2014 - SMU Faced No. 17/15 Connecticut In The First Game In Renovated Moody Coliseum



Moody Foundation (\$20M - 4/20/11)



David & Carolyn Miller (\$10M 4/28/11)



SMU named the Moody Coliseum court after David B. Miller, alumnus and vice-chair of the Board of Trustees, during a halftime ceremony on Dec. 5 at the SMU/TCU basketball game.

A two-time SMU graduate, Miller earned his bachelor's and master's degrees in business administration from Edwin L. Cox School of Business. As an undergraduate, he was a three-year starter and letterman on the varsity basketball team and a member of the 1971-72 Southwest Conference Co-Championship team. Since 2011, Mr. Miller and his wife, Carolyn Lacy Miller, have given \$20 million toward the expansion and renovation of Moody Coliseum as well as the construction of the Miller Event Center.

He has served on the SMU Board of Trustees since 2008 and also serves as chairman of the Cox Executive Board. He is a recipient of Distinguished Alumni Awards from both the University and the Cox School. In 2009, Miller was honored with the Silver Anniversary Mustang Award by the SMU Lettermen's Association. He is also a recipient of the Methodist Health System Foundation's 2017 Folsom Leadership Award.

Miller is a co-founder and partner of EnCap Investments L.P., a private equity firm based in Houston and Dallas. He also is the president of the David B. Miller Family Foundation, which he established in 2006. In addition to donating to academic and athletic programs at SMU, the Miller Family Foundation contributes to numerous charitable organizations. Carolyn Miller is vice president of the foundation.

The Millers have been generous long-time donors to SMU. Their gifts have created the David B. Miller Endowed Professorship in Cox School of Business, the SMU-in-Taos Campus Center, the Don Jackson Center for Financial Studies in Cox and the EnCap Investments & LCM Group Alternative Asset Management Center, also in Cox, as well as numerous general university and school-specific scholarship funds. They also have provided support for the Crum Basketball Center, the men's basketball program and Circle of Champions in the Department of Athletics.

Before establishing EnCap, Mr. Miller served as co-CEO of MAZE Exploration Inc., a Denver-based oil and gas company that he co-founded in 1981. Mr. Miller began his professional career with Republic National Bank of Dallas, ultimately serving as vice president and manager of the bank's wholly-owned subsidiary, Republic Energy Finance Corporation.



DALE MORRISON
1st Head Coach
1 Season: 1916-17
All: 12-2
Conf: TIAA Champs

TIAA Champions
1916-17

Dale Morrison was the first head coach in SMU history, going 12-2 in the program's inaugural season. The Mustangs defeated the Dallas All-Stars 40-33 on Dec. 16, 1916, in the team's first game. The team won the Texas Intercollegiate Athletic Association title in that first season.

Morrison selected Marvin B. Hillburn as team captain.



BURTON RIX
2nd Head Coach
4 Seasons: 1917-21
All: 24-36
SWC: 7-25

All-SWC
1918-19 Alva McKnight

Burton Rix went 24-36 in four seasons with a 7-25 record in three seasons as a member of the Southwest Conference. The Mustangs joined the SWC beginning with the 1918-19 season. The squad finished 3-5 and in third place in the five-team league.

Under Rix, center Alva McKnight became the first All-Conference player for the Mustangs, earning first-team All-SWC honors for the 1918-19 season.



R.N. BLACKWELL
3rd Head Coach
1 Season: 1921-22
All: 8-14
SWC: 4-11

R.N. Blackwell went 8-14 in his one season at the helm. The Mustangs went 4-11 in Southwest Conference play to finish fourth in the six-team league.



H.A. FAULKNER
4th Head Coach
2 Seasons: 1922-24
All: 19-26
SWC: 11-25

H.A. (Harry Archer) Faulkner went 19-26 in two seasons as the head coach on the Hilltop with an 11-25 Southwest Conference mark.



JIMMIE W. ST. CLAIR
5th Head Coach
14 Seasons: 1924-38
All: 140-108
SWC: 92-77, 2 titles

SWC Champions
1934-35 (co)
1936-37
All-American
1934-35 Whitey Baccus
All-SWC
1926-27 Walter Allison
1927-28 Walter Allison
1929-30 Bill Skeeters
1930-31 Bill Skeeters
1934-35 Whitey Baccus
Paul Briggs
1936-37 J.D. Norton
Billy Dewell
1937-38 J.D. Norton
Billy Dewell

Jimmie W. St. Clair coached SMU for 14 seasons, compiling a 140-108 record including a 92-77 SWC record. He led the Mustangs to their first two conference crowns, sharing the title with Rice and Arkansas in 1934-35 and then claiming an outright title in 1936-37. The squad had finished second four times and in third three times.

St. Clair became the program's first mainstay at head coach, leading SMU for more seasons (14) than the program had played before his arrival (8).

His work at SMU was recognized nationally and he was elected to the National Basketball Rules Committee before the 1933-34 season.

Six players earned 10 All-SWC honors: Walter Allison (1926-27, 1927-28), Bill Skeeters (1929-30, 1930-31), Forrest C. "Whitey" Baccus (1934-35), Paul Briggs (1934-35), J.D. Norton (1936-37, 1937-38), and Billy Dewell (1936-37, 1937-38). Dewell also made all-league in 1938-39 to become SMU's first three-time All-SWC honoree.

He came to SMU from Denton Normal (North Texas).



FORREST C. BACCUS
6th & 9th Head Coach
6 Seasons: 1938-42, 45-47
All: 55-71
SWC: 28-44

All-SWC
1938-39 Billy Dewell
1939-40 Virgil Wilkerson

Forrest C. "Whitey" Baccus served two stints as head coach compiling a 55-71 record with a 28-44 SWC record. His best finish was a tie for second in 1946-47.

He was a forward for the Mustangs for three seasons, earning All-Southwest Conference honors during the 1934-35 season. That year, he captained SMU's first ever SWC title team under coach Jimmie St. Clair.


Under Baccus, two players made the All-SWC first-team: Billy Dewell (1938-39) and Virgil Wilkerson (1939-40).



JIMMIE STEWART
7th Head Coach
2 Seasons: 1942-44
All: 18-17
SWC: 10-14

All-SWC


Jimmie Stewart took over after F.C. Baccus' first stint. He coached for two years during World War II, going 18-17 with a 10-14 SWC record. Dennis Haden was named All-SWC during Stewart's second season in charge.



ROY DALE BACCUS
8th Head Coach
1 Season: 1944-45
All: 11-10
SWC: 7-5

All-SWC
1943-44 Kelly Avery

Roy Baccus served as head coach in 1944-45, going 11-10 with a 7-5 record in SWC play to finished tied for third. Kelly Avery was named All-SWC that season.



E.O. (DOC) HAYES
10th Head Coach
20 Seasons: 1947-67
All: 299-192
SWC: 163-97, 8 titles
NCAA: 7-8
1956 Final Four

All-American
1955-56 Jim Krebs (2nd)
1956-57 Jim Krebs (1st)
1959-60 Max Williams (2nd)
SWC Player of the Year
1957-58 Rick Herrscher
1966-67 Denny Holman
NCAA All-Regional
1966-67 Denny Holman
All-SWC 1st-Team
1947-48 Tommy Tomlinson
1948-49 Bob Prewitt
1949-50 Jack Brown
Paul Mitchell
1950-51 Jack Brown
1953-54 Derrell Murphy
1954-55 Jim Krebs
Art Barnes
1955-56 Jim Krebs
Bobby Mills
Larry Showalter
1956-57 Jim Krebs
Bobby Mills
Rick Herrscher
Larry Showalter
1957-58 Rick Herrscher
1958-59 Bobby James
Max Williams
1959-60 Max Williams
Steve Strange
1960-61 Jan Loudermilk
1961-62 Jan Loudermilk
1963-64 Gene Elmore
1964-65 Carroll Hooser
1965-66 Charles Beasley
Carroll Hooser
1966-67 Charles Beasley
Denny Holman
All-SWC 2nd-Team
1960-61 Steve Strange
1965-66 Bob Begert

Doc Hayes put SMU basketball on the national map. In 20 seasons from 1947-67, he won an SWC-record eight titles and went to six NCAAs, advancing to the Final Four in 1956. He was 299-192 with a 163-97 SWC record. His squads finished second twice and third on four occasions.

He had 18 players earn 30 All-SWC honors. Jim Krebs was SMU's first All-American in 1956-57 and Rick Herrscher was 1957-58 SWC Player-of-the-Year.

SMU's 1954-55 season was his first SWC title, coming in his eighth season. It was SMU's first crown in 18 years and the first of four straight and eight in 13 seasons.

In that 13-years, SMU was 219-112 (.662), 126-25 (.834) at home, and 125-51 (.710) in the SWC. The team also opened Moody Coliseum for the 1956-57 season. His squads also claimed three SWC Christmas Tournaments (1952-53, 55-56, 56-57).

Before SMU, he coached Dallas' Pilot Point H.S. and Crozier Tech. At Crozier Tech, he won nine city titles, seven regionals, and the 1946 State crown. He entered North Texas in 1923 and was a three-time all-Texas Intercollegiate Athletic Assoc. forward.

NCAA
1955 - West 4th
1956 - Final Four 4th
1957 - West 3rd
1965 - Midwest 3rd
1966 - Midwest 3rd
1967 - Midwest 2nd
SWC Champs
1954-55
1955-56
1956-57
1957-58 (co)
1961-62 (co)
1964-65 (co)
1965-66
1966-67
SWC Christmas Tournament Champs
1952-53
1955-56
1956-57



BOB PREWITT
11th Head Coach
8 Seasons: 1967-75
All: 88-115
SWC: 56-56, 1 title

Bob Prewitt went 88-115 in eight seasons at SMU. He finished 56-56 in SWC play, sharing the 1971-72 SWC title with Texas when each finished 10-4.

Prewitt directed nine players to 15 All-SWC honors, including three-time SWC Player-of-the-Year Gene Phillips.

He was at SMU for 21 years before becoming the head coach, the previous 17 seasons as an the only assistant coach to Doc Hayes, two before that as a player for Hayes, and two as a student before joining the program.

Prewitt, a native of Columbus, Indiana, served in the Army Air Corps following high school. He played service ball at Frederick Army Air Field in Oklahoma, with former SMU star Roy Pugh. He then enrolled at SMU in 1946.

SWC Champions
 1971-72 (co)
All-American
 1969-70 Gene Phillips (3rd)
 1970-71 Gene Phillips (4th)
SWC Player of Year
 1968-69 Gene Phillips
 1969-70 Gene Phillips
 1970-71 Gene Phillips
All-SWC 1st Team
 1966-67 Charles Beasley
 Denny Holman
 1968-69 Gene Phillips
 Bill Voight
 1969-70 Gene Phillips
 Bill Voight
 1970-71 Gene Phillips
 1971-72 Ruben Triplett
 1972-73 Sammy Hervey
 Ira Terrell
 1973-74 Ira Terrell
All-SWC 2nd Team
 1967-68 Lynn Phillips
 1968-69 Lynn Phillips
 1972-73 Zachary Thiel
 1973-74 Zachary Thiel



JOHN SHUMATE
14th Head Coach
9 Seasons: 1988-95
All: 78-118
SWC: 40-64, 1 title
NCAA: 1993

John Shumate was hired at SMU on June 30, 1988. He coached the Mustangs for nine seasons, compiling a 78-118 record with a 40-64 mark in SWC matchups.


His best season came in 1992-93 as the Mustangs went 20-8 including a 12-2 league mark to capture the SWC regular season crown. The squad advanced to the NCAA Tournament as a No. 10 seed before losing 80-71 to BYU in the Midwest Region First Round in Chicago.

Before coming to SMU, he was head coach at Grand Canyon College from 1983-86 and an assistant coach for two seasons at Notre Dame under Digger Phelps.

Shumate also played in the NBA from 1974-80 after being a first-team All-American at Notre Dame in 1973-74.

He coached All-SWC first-team honorees Glen Puddy (1988-89) and Mike Wilson (1992-93).

SWC Champions
 1992-93
NCAA
 1993 Midwest - 1st Rnd
SWC Player of the Year
 1992-93 Mike Wilson (AP)
All-SWC 1st Team
 1988-89 Glenn Puddy
 1992-93 Mike Wilson
All-SWC 2nd Team
 1989-90 John Colborne
 1990-91 Tim Mason
 1991-92 Tim Mason
 Mike Wilson
 1992-93 Gerald Lewis
 Tim Mason



SONNY ALLEN
12th Head Coach
5 Seasons: 1975-80
All: 61-77
SWC: 36-44

Sonny Allen coached the Mustangs for five seasons from 1975-80, going 61-77 with a 36-44 SWC record. His best conference finish was third with a 10-6 mark his first year at the helm as he was named UPI's Coach of the Year in the SWC.

He came to SMU after 10 years at Old Dominion and winning 1975 NCAA Div. II title.

He played four years of basketball at Marshall (1955-59) and one season of baseball. He then coached the Marshall freshmen basketball team for five of the next six years with one year at Huntington H.S.

All-American
 1975-76 Ira Terrell
Academic All-American
 1976-77 Pete Lodwick
SWC Player of the Year
 1975-76 Ira Terrell
 (Dallas Times-Herald)
SWC Coach of the Year
 1975-76 Sonny Allen (UPI)
All-SWC 1st Team
 1975-76 Ira Terrell
 1978-79 Brad Branson
All-SWC 2nd Team
 1975-76 Mike Jaccar
 1979-80 Brad Branson
All-SWC Tournament
 1975-76 Ira Terrell



MIKE DEMENT
15th Head Coach
9 Seasons: 1995-04
All: 138-120
SWC: 3-11, WAC: 62-63

Mike Dement joined the Mustangs on May 5, 1995, and coached on the Hilltop for nine seasons. He compiled a 138-120 record and went 62-63 in Western Athletic Conference contests.

SMU went to the NIT in 1999-2000 and finished 21-9, only the eighth 20-win season in school history, earning Dement District Coach of the Year honors from the National Association of Basketball Coaches (NABC). When his team won 18 games the following season, the 39 wins in two years were the most since 1987-88.

From 1996-97 through 2002-03, SMU was .500 or better in seven straight seasons – a first in SMU history. In 1996-97, he was named WAC Coach of the Year by the *Dallas Morning News* and freshman Stephen Woods was named WAC Rookie of the Year. The following year, his team won its first 10 games and received votes in the Associated Press Top 25. In recording an 18-10 mark, the Mustangs also garnered their second-straight WAC Rookie of the Year when Jeryl Sasser received the honor. Sasser would eventually become the program's first NBA first-round draft pick in 15 years during the summer of 2001.

In 2002-03, SMU went 17-13 as Quinton Ross was named WAC Player of the Year and Bryan Hopkins, a high school All-American that Dement brought to SMU, garnered WAC Rookie of the Year honors. It was also the fifth time in seven years that SMU received votes in the AP Top 25.

He came to SMU after head coaching stints at NC-Greensboro from 1991-95 and Cornell from 1986-1991 winning the 1988 Ivy League crown and advancing to the NCAA Tournament.

Prior to that, he served as an assistant coach at East Carolina (1985-86), Cornell (1983-85) and Duke (1982-83). His first experience as a college assistant came under Mike Krzyzewski. Dement was a high school head coach at Vance Academy and Kerr Lake School before joining Krzyzewski's staff, logging a 109-26 mark in five seasons.

He attended Louisburg and East Carolina. He earned an Associate of Arts from Louisburg in 1974 and a degree in Health and Physical Education from ECU in 1976.

NIT
 2000 1st Rnd
WAC Coach of Year
 1996-97 Dallas Morning News
NABC District Coach of the Year
 1999-00
All-American
 2002-03 Quinton Ross
 (AP Honorable Mention)
WAC Player of Year
 1998-99 Jeryl Sasser
 2002-03 Quinton Ross
NABC All-District 1st Team
 2000-01 Jeryl Sasser
 2001-02 Damon Hancock
 2002-03 Quinton Ross
All-WAC 1st Team
 1998-99 Jeryl Sasser
 1999-00 Jeryl Sasser
 2001-02 Damon Hancock
 2002-03 Quinton Ross
All-WAC 2nd Team
 1996-97 Jay Poerner
 1997-98 Jay Poerner
 Jeryl Sasser
 1999-00 Willie Davis
 2000-01 Willie Davis
 Jeryl Sasser
 2001-02 Quinton Ross
WAC All-Newcomer
 1996-97 Stephen Woods
 1997-98 Jeryl Sasser
 2001-02 Patrick Simpson
 2002-03 Bryan Hopkins
WAC All-Defense
 1999-00 Willie Davis
 2001-02 Quinton Ross
WAC Freshman of the Year
 1996-97 Stephen Woods
 1997-98 Jeryl Sasser
 2002-03 Bryan Hopkins
All-WAC Tournament
 1999 Jeryl Sasser
 2003 Quinton Ross
Academic All-WAC
 2000-01 Lavadicus Atkins
 Eric Castro
 William Pharis
 2002-03 Eric Castro
 2003-04 Lavadicus Atkins
 Eric Castro
 Donatas Rackauskas
 Trent Redden



DAVE BLISS
13th Head Coach
8 Seasons: 1980-88
All: 142-101
SWC: 64-64, 1 title
NCAA: 3

Dave Bliss directed SMU for eight seasons with a 142-101 mark and a 64-64 SWC record. His squads made three NCAA Tournaments and an NIT.

His 1988 squad won the SWC regular season and tournament titles. It was SMU's first SWC crown since 1971-72. His 1984-85 team made it as high as second in the AP poll in Feb. of that season.

He had four players named first-team all-SWC and saw Jon Koncak named All-American in 1984-85, SMU's second ever All-American (Jim Krebs, 1957).

Bliss came to SMU after five years directing Oklahoma, four seasons as an asst. to Bob Knight at Indiana, two years as an asst. at Cornell, and two years as an asst. to Knight at Army. He played at Cornell, graduating in 1965 and earning an M.B.A. in 1967.

SWC Champions
 1987-88
SWC Tour. Champions
 1987-88
NCAA
 1984 West - 2nd Rnd
 1985 East - 2nd Rnd
 1988 East - 2nd Rnd
NIT
 1986 - 1st Round
All-American 2nd Team
 1984-85 Jon Koncak
SWC 1st-Team
 1983-84 Jon Koncak
 Carl Wright
 1984-85 Jon Koncak
 1985-86 Kevin Lewis
 1987-88 Kato Armstrong
SWC 2nd-Team
 1982-83 Larry Davis
 1983-84 Larry Davis
 1984-85 Butch Moore
 1985-86 Butch Moore
 1986-87 Kato Armstrong
SWC All-Tournament
 1984-85 Carl Wright
 1987-88 Kato Armstrong
 Carlton McKinney
SWC Defensive Player of the Year
 1984-85 Jon Koncak



ROBERT LINEBURG
Interim Head Coach
Interim: 2003-04
All: 2-3
WAC: 1-2

Robert Lineburg was named interim head coach on Feb. 27, 2004, replacing Mike Dement. He led SMU for five games, going 2-3 with a WAC tournament win over Tulsa.

This was Lineburg's eighth season with the Mustangs. He remained as an assistant to new head coach Jimmy Tubbs for two more seasons.

Lineburg originally came to SMU in 1995 from UNC Greensboro with then head coach Mike Dement. He spent the 2000-01 season as an assistant at James Madison before returning to SMU.



JIMMY TUBBS
16th Head Coach
2 Seasons: 2004-06
All: 27-30
WAC: 9-9, C-USA: 4-10

Jimmy Tubbs was named head coach on March 26, 2004. He served as head coach for two seasons. He spent the previous two years as an assistant to Kelvin Sampson at Oklahoma after serving as an assistant at SMU for 12 seasons under John Shumate and Mike Dement.

His squads went 27-30 in two seasons and saw the transition from the WAC to Conference USA. He went 9-9 and finished tied for fourth in the WAC before going 4-10 in Conference USA.

His two seasons at OU, the Sooners went 47-18 with an Elite Eight appearance, a Big 12 Tournament title, and a No. 3 AP ranking.

As an assistant at SMU, Tubbs saw the basketball program reach new heights and was an integral part of helping SMU capture the Southwest Conference title and reach the NCAA Tournament in 1992-93. In Tubbs' last six seasons as an assistant at SMU, the team won 103 games and posted six straight 15-plus-win seasons.

Prior to arriving at SMU, Tubbs was the head coach at Kimball High School in Dallas for eight years. He guided the Knights to a 232-42 record, which culminated with the Texas class 5-A state title in 1989-90, his final season. Tubbs' Kimball teams enjoyed five 30-win seasons.

He received his degree in History from Bishop College in 1972 and a master's of education in guidance and counseling from Prairie View A&M in 1976.



MATT DOHERTY
17th Head Coach
6 Years: 2006-12
All: 80-109
C-USA: 29-67
CIT: 2011 (3-1)

Doherty was named head men's basketball coach at SMU on April 24, 2006. In six seasons on the Hilltop, his squads went 80-109 with a 20-win season in 2010-11. That season, SMU reached the CIT semifinals.

His sixth season (2011-12) saw SMU set the school-record for scoring defense at 60.1 (61.3 in 2010-11) while leading C-USA and ranking 20th nationally. SMU finished the 2011-12 season at 13-19 and 4-12 in C-USA. Senior Robert Nyakundi led the Mustangs as he was named All-Conference USA Third Team, USBWA All-District and NABC All-District Second Team.

Doherty's fifth season saw SMU record its first 20-win season and first postseason bid since 1999-2000; finishing 20-15 and advancing to the CIT semifinals. SMU had its most wins in C-USA (8) while leading the league in FG% (7th NCAA), 3FG% (13th NCAA) and FT% (38th NCAA). SMU also led C-USA and was 23rd in the NCAA in scoring defense (61.3 ppg). SMU made a team-record 277 3-pointers, finishing first in C-USA

(33rd NCAA) in 3-pointers per game (7.9). Senior tri-captain Papa Dia led SMU, earning selection to the 2011 CIT All-Tournament Team, NABC Division I All-District First Team, All-C-USA First Team and C-USA All-Defensive Team. He was also named the C-USA Defensive Player of the Year. Junior Robert Nyakundi was selected third-team All-C-USA.

His fourth season saw SMU record its most league wins (7), best finish (tied for 7th) and best seed (No. 8) since joining C-USA (2005-06). Papa Dia and Derek Williams were selected to the 2010 All-C-USA Third Team. It was the first time SMU had multiple All-Conference selections since 2001-02. Williams was also NABC All-District Second Team.

In his first season, SMU broke ground on the \$13-million, 43,000 square-foot Crum Basketball Center, unveiled a million-dollar scoreboard/video board, played on national television a program record six times, and signed a recruiting class ranked as high as 24th nationally. On the floor, SMU improved its RPI more than 60 spots while finishing with a 14-17 record. The 11-3 start that was the best since 2000-01.

In his second season (2007-08), SMU finished 10-20 with his first full recruiting class. Jon Killen was named All-C-USA third team and Academic All-Conference. Freshman Papa Dia was named to the C-USA All-Freshman Team.

In his third season, a first-year player led the team in scoring in 27 of 30 games, which was the highest percentage in the nation. Paul McCoy was named to the C-USA All-Freshman team and grabbed two league Rookie of the Week honors. Lone senior Bamba Fall made the C-USA All-Defensive squad.

Doherty came to the Hilltop after spending the 2005-06 campaign as the head coach at Florida Atlantic, where he led the Owls to a 15-13 season that included a 14-6 record in Atlantic Sun play, the best in school history. The 15 wins were five more than FAU managed in the year prior to his arrival.

In 1999, he was named head coach of Notre Dame, and guided the team to a 22-15 record, their best in a decade. The Fighting Irish had wins over five ranked opponents and played in the NIT title game.

Following that season, he was named head coach at North Carolina where he went 53-43 in three seasons. In his first season, the Tar Heels were 26-7 and he was named AP National Coach of the Year. The team won the ACC regular season co-championship and advanced to the second round of the NCAA Tournament. UNC earned a No. 1 ranking during the season. In his final year, his team won the Preseason NIT and was ranked as high as No. 12 in the nation before advancing to the postseason NIT.

After his time in Chapel Hill, he served as an analyst for ESPN-plus and CSTV. He has also worked as a scout for the New York Knicks.

He began his coaching career in 1989 with a 3-year stint as an assistant at Davidson. He then moved on to Kansas, where he spent seven years as an assistant with Roy Williams. The Jayhawks went 202-42 (.828) as he recruited eight McDonald's All-Americans and coached five All-Americans and eight future NBA players. Kansas won six league titles and made the NCAA Tournament each season, reaching the 1993 Final Four.

As a player at UNC, he played 129 games from 1980-84 under coach Dean Smith. He was a starter as a sophomore on UNC's 1982 National Championship team that went 32-2, playing alongside Michael Jordan and James Worthy. In all, UNC claimed three ACC regular season and two ACC Tournament titles, as well as four NCAA appearances. He became the second player in ACC history to post 1,000 points, 400 rebounds and 400 assists in a career.

CIT

2011 Semifinal

CIT All-Tournament

2011 Papa Dia

NABC All-District 1st Team

2010-11 Papa Dia

NABC All-District 2nd Team

2009-10 Derek Williams

2011-12 Robert Nyakundi

USBWA All-District

2011-12 Robert Nyakundi

All-C-USA 1st Team

2010-11 Papa Dia

All-C-USA 3rd Team

2006-07 Ike Ofoegbu

2007-08 Jon Killen

2009-10 Papa Dia

Derek Williams

2010-11 Robert Nyakundi

2011-12 Robert Nyakundi

C-USA Defensive

Player of the Year

2010-11 Papa Dia

C-USA All-Defensive Team

2006-07 Bamba Fall

2008-09 Bamba Fall

2010-11 Papa Dia

C-USA All-Freshman Team

2007-08 Papa Dia

2008-09 Paul McCoy

Academic All-District

2006-07 Donatas Rackauskas

C-USA Scholar-Athlete

2006-07 Donatas Rackauskas

C-USA Academic Medal

2006-07 Donatas Rackauskas

2010-11 Collin Mangrum

C-USA All-Academic Team

2006-07 Jon Killen

Donatas Rackauskas

2007-08 Jon Killen

2010-11 Collin Mangrum

C-USA Honor Roll

2006-07 Jon Killen

Mike Norton

Donatas Rackauskas

2007-08 Ryan Harp

Jon Killen

Tomasz Kwiatkowski

2008-09 Cort Hoge

Tomasz Kwiatkowski

2009-10 Austin Horn

Tomasz Kwiatkowski

2010-11 Austin Horn

Tomasz Kwiatkowski

Collin Mangrum

Aliaksei Patsevich

Leslee Smith



Larry Brown
18th Head Coach
4 Seasons: 2012-16
All: 85-39 * NCAA: 0-1
NIT: 4-1 * C-USA: 5-11
AAC: 40-14*, 1 Title (+1 Tourney Title)
2015-16 Las Vegas Classic Champions

* 27 wins in 2013-14 later vacated

All: 58-39 * NIT: 0-1 * American: 28-14*

Hall of Fame Coach Larry Brown was named head men's basketball coach at SMU on April 19, 2012. Brown arrived on the Hilltop as the only head coach to win both an NCAA title and an NBA Championship, having won an NBA title with the Detroit Pistons in 2004 and an NCAA title with Kansas in 1988. Brown was enshrined in the Basketball Hall of Fame as a coach on Sept. 27, 2002.

In his fourth season, the Mustangs went 25-5 with a 16-1 record at Moody Coliseum. The Mustangs finished second in the American Athletic Conference at 13-5 as Nic Moore was named The American Player of the Year for the second straight season. He was named All-AAC First Team for the third straight season, earning a unanimous selection for the second straight year. Markus Kennedy was honored as the AAC Sixth Man of the Year for the second consecutive campaign. Shake Milton was a unanimous pick for the AAC All-Rookie team. Nic Moore was also named All-District First Team by the NABC and UWBWA. Ben Moore was named to the NABC All-District Second Team. Nic Moore was also the named Most Outstanding Player of the Continental Tire Las Vegas Classic after leading SMU to the title. SMU was No. 24 in the final AP Top 25 after reaching as high as No. 8 during the season. The final poll was the 17th straight week in the AP Top 25 after receiving votes in the first two polls. SMU led The American in 8 of 21 statistical rankings and ranked in the top 10 of 7 NCAA stat categories. SMU had five of the top 13 in the AAC in field goal percentage. Nic Moore, a Bob Cousy Award Finalist, Naismith Award Candidate and Wooden Award Candidate, led the AAC in scoring (16.1), 3-point field goals (2.6) and assists (5.2). SMU's 18-0 start was the best in program history, and second-longest winning streak at SMU, lasting until the Mustangs were the last undefeated team in the nation. The 7-0 conference start was the best since going 12-0 in 1955-56. The 5-0 road start also tied the best previous mark from the 1934-35 season.

In his third season (2014-15), SMU claimed the American Athletic Conference regular season and tournament titles en route to reaching the NCAA Tournament. SMU finished the season 27-7 overall. The Mustangs went 15-3 in league play, clinching the outright league title (first since 1993) with a 67-62 win against Tulsa in a sold out Moody Coliseum on March 8. The team followed that by winning the AAC tournament title 62-54 over Connecticut. The Mustangs spent nine weeks in the AP and USA Today Top 25 and set home attendance records for a season (124,986) and average (6,944) while going 16-2 in Moody Coliseum. Nic Moore was named AP All-American Honorable Mention and AAC Player of the Year, Markus Kennedy was AAC Sixth Man of the Year and Most Outstanding Player of the Championship, and Yanick Moreira was named the AAC's Most Improved Player.

In his second season (2013-14), SMU climbed to the national spotlight. The Mustangs went 27-10 (27 wins later vacated), earning a No. 1 seed in the NIT and eventually reaching the title game at Madison

American Champions

2014-15

American Tour. Champions

2014-15

NIT 2014 - Final

NCAA 2015 - 2nd Rnd (64)

All-American

2014-15 Nic Moore

(AP Honorable Mention)

Wooden Award Candidate

2014-15 Nic Moore

2015-16 Nic Moore

Naismith Trophy Candidate

2014-15 Nic Moore

2015-16 Nic Moore

Oscar Robertson Trophy Candidate

2015-16 Nic Moore

Bob Cousy Award Candidate

2015-16 Nic Moore

Karl Malone Award Candidate

2015-16 Nic Moore

AAC Player of the Year

2014-15 Nic Moore

2015-16 Nic Moore

AAC Sixth Man of the Year

2014-15 Markus Kennedy

2015-16 Markus Kennedy

AAC Most Improved Player

2014-15 Yanick Moreira

All-AAC 1st Team

2013-14 Nic Moore

2014-15 Nic Moore

2015-16 Nic Moore

All-AAC 2nd Team

2013-14 Markus Kennedy

2014-15 Markus Kennedy

Yanick Moreira

AAC All-Rookie Team

2015-16 Shake Milton

AAC All-Championship

2014-15 Markus Kennedy (MOP)

Nic Moore

Yanick Moreira

National Finalist for

Coach of the Year

2013-14 Larry Brown

(USBWA, Naismith,

College Hoops Daily)

USBWA District

Coach of the Year

2013-14 Larry Brown

USBWA All-District 1st Team

2013-14 Nic Moore

2015-16 Nic Moore

NABC All-District 1st Team

2013-14 Nic Moore

2014-15 Nic Moore

2015-16 Nic Moore

NABC All-District 2nd Team

2013-14 Markus Kennedy

2014-15 Markus Kennedy

Yanick Moreira

2015-16 Ben Moore

Square Garden in New York. SMU was in the top 25 in four of the last five regular season polls, being ranked for the first time since 1984-85. The Mustangs tied a program record with four wins over ranked teams and had nine sellouts in the renovated Moody Coliseum. SMU finished tied for third in the inaugural season of The American, going 12-6 with two wins over NCAA Champion Connecticut as well as wins over NCAA Tournament teams Cincinnati and Memphis. Nic Moore was named All-Conference first team while Markus Kennedy was selected to the second team.

In his first season at SMU (2012-13), the team finished 15-17. SMU led Conference USA in field goal percentage defense (.395) (29th NCAA) and free throw percentage (.745) (39th NCAA) while ranking second in the league in scoring defense (62.7). SMU went 10-5 in non-conference play, winning 10 non-conference games for the first time since 2006-07 (11-3 the season). The 8-1 start was the best since opening 9-1 in 2006-07. The Mustangs' 5-0 start was the best since a 10-0 start to the 1997-98 season.

Brown came to SMU as the sixth-winningest coach in NBA history with 1,098 career victories, and led his teams to 18 playoff appearances, eight 50-win seasons, seven division titles, three conference championships and one NBA Championship. Brown was most recently head coach of the Charlotte Bobcats and guided the Bobcats to the franchise's first-ever playoff appearance in 2010. Charlotte was the eighth different team he led to the postseason - an NBA record.

Brown began his coaching career in the ABA, where he led the Carolina Cougars from 1972-74 before taking the helm in Denver for two seasons. He continued with the Nuggets following their move to the NBA before moving on to coach UCLA for two seasons. There, he led a freshman-dominated team to the 1980 NCAA title game before falling to Louisville.

After two years with the NBA's New Jersey Nets, Brown began his tenure at Kansas in 1983, where he would go 135-44 in five seasons, leading KU to the 1988 NCAA Championship, Kansas' first National Championship in 36 years. In all, Brown spent seven seasons on the collegiate level, two at UCLA and five at Kansas, leading his squads to three Final Four appearances and one NCAA title. He was named Naismith College Coach of the Year in 1988 and Big Eight Coach of the Year in 1986. His cumulative collegiate coaching record stands at 177-61 (.744).

At the pro level, Brown has served as head coach of the Bobcats, Nuggets, New Jersey Nets, San Antonio Spurs, Los Angeles Clippers, Indiana Pacers, Philadelphia 76ers, Detroit Pistons and New York Knicks. He was named NBA Coach of the Year in 2001 was named ABA Coach of the Year three times.

With such a long and successful career, Brown has developed an impressive coaching tree. Among those that have served on Brown's staffs are John Calipari, Gregg Popovich, Bill Self and Mark Turgeon. Tad Boyle and Danny Manning and are among those who have played for Brown.

Brown played collegiately at North Carolina under legends Frank McGuire and Dean Smith and served as an assistant coach at UNC from 1965-67.

In Olympic competition, Brown was the head coach of the bronze medal-winning United States team at the 2004 Athens Games. He was an assistant coach for the 1980 Olympic squad that did not participate in the Moscow Games and for the 2000 team that won the gold medal in Sydney. As a player, Brown won a gold medal as a member of the 1964 U.S. squad at the Tokyo Games, where he was coached by Henry Iba. He is the only US. male to both play and coach in the Olympics.

Born in Brooklyn, N.Y., Brown and his wife Shelly had a son L.J. and daughter Madison. The avid golfer also has two daughters, Kristen and Alli, and six grandchildren.



SMU won the 2014-15 American Athletic Conference regular season and tournament championships en route to the NCAA Tournament.



Tim Jankovich
19th Head Coach
6 Seasons: 2016-22
All: 125-64
NCAA: 2017, NIT: 2021, 2022
American: 58-42, 1 Title (1 Tourney Title)

After 10 seasons on the Hilltop and 39 seasons of college coaching, SMU Head Coach Tim Jankovich announced his retirement today.

As head coach, Jankovich went 125-64 (.661) over six seasons, recording the second-highest winning percentage in SMU history, with eight wins coming over AP top-20 ranked teams. His teams went 86-18 (.827) at Moody Coliseum, marking the highest home winning percentage in program history, and twice finished the regular season undefeated at home. The Mustangs won their first 36 games at Moody Coliseum with Jankovich as the head coach, which is the second-best home start in NCAA history. His 2016-17 team won 30 games, the most in school history, were crowned AAC regular-season and conference tournament champions and reached the NCAA Tournament. He also led SMU to the 2021 and 2022 NITs and had five players make the NBA (Semi Ojeleye, Sterling Brown, Feron Hunt, Shake Milton, Ben Moore), with three selected in the NBA Draft (Ojeleye, Brown, Milton).

While he was an assistant, the Mustangs won The American regular season and AAC Tournament titles and played in the NCAA Tournament in 2015. SMU also reached the NIT in 2014.

Overall in his tenure, the Mustangs garnered four AAC Player of the Year honors (Nic Moore 2014-15, 2015-16; Semi Ojeleye in 2016-17, Kendric Davis in 2021-22) and 19 All-AAC selections, the most in the league. The program was in the AP Top 25 in four of the seasons, ranking as high as No. 8, and received votes in the AP Top 25 in eight seasons.

He previously was head coach at Illinois State (2007-12) and North Texas (1993-97), and as an assistant or head coach, his teams have won seven regular season conference championships and five league tournament titles, made 10 NCAA appearances and have earned nine NIT berths. His career includes serving as an assistant coach for Lon Kruger, Jack Hartman, Eddie Sutton, Kevin Stallings, Bill Self, Larry Brown, Boyd Grant, Gene Iba and Bob Weltlich.

In his 10 seasons at SMU, the Mustangs won The American regular season twice (2014-15, 2016-17), the AAC Tournament twice (2015, 2017) and made the NCAA tournament two times (2015, 2017). SMU also reached the NIT three times (2014, 2021, 2022), reaching the title game in 2014. SMU has also won the 2015-16 Las Vegas Classic and the 2019-20 Southwestern Showdown. The Mustangs have garnered four American Athletic Conference Player of the Year honors (Nic Moore 2014-15, 2015-16; Semi Ojeleye in 2016-17, Kendric Davis in 2021-22) and three AAC Sixth Man of the Year awards (Markus Kennedy 2014-15, 2015-16; Ben Emelogu II 2016-17). In the nine seasons in The American, SMU has 19 All-AAC selections, the most in the league. The Mustangs won their first 36 games at Moody Coliseum with Jankovich as the head coach, which is the second-best home start in NCAA history. The program has been in the Associated Press Top 25 in four of the seasons, being ranked as high as No. 8. The Mustangs have at least received votes in the AP Top 25 in eight of the past nine years. The Mustangs have had five players in the NBA (Semi Ojeleye, Sterling Brown, Feron Hunt, Shake Milton, Ben Moore), with three selected in the NBA Draft (Semi Ojeleye, Sterling Brown in 2017; Shake Milton in 2018). Several others have had professional playing careers throughout the world, including Ben Emelogu II, Isiaha Mike, Nic Moore, Markus Kennedy, Yanick Moreira, Nick Russell and Jordan Tolbert.

Prior to SMU, he spent five seasons (2007-12) as the head coach at Illinois State, where his teams went 105-64, and made four NIT appearances (2008, 2009, 2010, 2012). He also won at least 20 games and finished in the top-three in the Missouri Valley in each of the NIT seasons. They advanced to the MVC tournament title game three times (2008, 2009, 2012), twice falling in overtime. In his five years at ISU, Jankovich was named IBCA District Coach of the Year four times (2008, 2009, 2010, 2012).

Before arriving at Illinois State, he spent five years as an assistant for Kansas coach Bill Self (one at Illinois and four at Kansas). During that stretch, their teams made five straight NCAA Tournaments, two trips to the Elite Eight and laid the foundation for Kansas' National Title in 2008.

In Jankovich's four years at Kansas, the Jayhawks compiled a 105-29 (.784) record, won three Big 12 regular season titles (2005, 2006, 2007), a pair of Big 12 tournaments (2006, 2007) and advanced to the NCAA Tournament in each campaign. In his final season at Kansas (2006-07), the Jayhawks went 33-5, and advanced to the Elite Eight for the second time in four years. The Jayhawks finished the season ranked No. 2 in both the final Associated Press and ESPN/USA Today polls. KU finished each season of his tenure ranked No. 16 or better.

In his one year as an assistant at Illinois (2002-03), the team finished 25-

American Champions

2016-17

American Tour. Champions

2016-17

NCAA 2017 - 1st Rnd (64)

NIT 2021 - 1st Rnd (16)

2022 - 2nd Rnd (16)

All-American

2016-17 Semi Ojeleye

(AP Honorable Mention)

CoSIDA Academic

All-America Second Team

2016-17 Semi Ojeleye

Jerry West Award Watch List

2016-17 Shake Milton

Bob Cousy Award Watch List

2017-18 Shake Milton

2021-22 Kendric Davis

Lute Olson Award Watch List

2017-18 Shake Milton

2020-21 Kendric Davis

2021-22 Kendric Davis

Naismith Trophy Watch List

2017-18 Shake Milton

2021-22 Kendric Davis

Wooden Award Watch List

2017-18 Shake Milton

2021-22 Kendric Davis

AAC Player of the Year

2016-17 Semi Ojeleye

2021-22 Kendric Davis

AAC Sixth Man of the Year

2016-17 Ben Emelogu II

AAC Scholar-Athlete OTY

2016-17 Semi Ojeleye

All-AAC 1st Team

2016-17 Semi Ojeleye

2020-21 Kendric Davis

2021-22 Kendric Davis

All-AAC 2nd Team

2016-17 Sterling Brown

Ben Moore

Shake Milton

2017-18 Shake Milton

2018-19 Jahmal McMurray

2021-22 Marcus Weathers

All-AAC 3rd Team

2019-20 Kendric Davis

Tyson Jolly

Isiaha Mike

2020-21 Feron Hunt

AAC All-Championship

2014-15 Semi Ojeleye (MOP)

Sterling Brown

Ben Moore

Naismith Coach of the Year

2016-17 Tim Jankovich

Naismith Semifinalist

AAC Coach of the Year

2016-17 Tim Jankovich

USBWA District

Coach of the Year

2016-17 Tim Jankovich

NABC District

Coach of the Year

2016-17 Tim Jankovich

USBWA All-District

2016-17 Semi Ojeleye

2017-18 Shake Milton

2020-21 Kendric Davis

2021-22 Kendric Davis

NABC All-District 1st Team

2016-17 Semi Ojeleye

2020-21 Kendric Davis

2021-22 Kendric Davis

NABC All-District 2nd Team

2016-17 Shake Milton

2017-18 Shake Milton

2019-20 Kendric Davis

2021-22 Marcus Weathers

NABC All-Star Game

2016-17 Sterling Brown

Ben Moore

2019 Southwestern Showdown

Team Champion (4-0)

Kendric Davis (MVP)

Feron Hunt

Tyson Jolly

7, won the Big Ten Tournament and advanced to the second round of the NCAA Tournament. Illinois was No. 11 in the final AP poll.

For the past 30-plus years, Jankovich has played a key role in recruiting and player development. He is responsible for having attracted and coached some of the most accomplished recruiting classes in college basketball and has coached 27 current or former NBA players.

In addition to working under Self, Jankovich has served as an assistant coach for Eddie Sutton, Jack Hartman, Lon Kruger, Boyd Grant, Gene Iba, Bob Weltlich and Kevin Stallings. Other than Kansas and Illinois, he also served on the coaching staffs at UTPA, Kansas State, Texas, Colorado State, Baylor, Oklahoma State and Vanderbilt. In addition, he served as a head coach for four years at the University of North Texas (1993-97) and two seasons at Hutchinson Community College (1997-99).

Jankovich guided Hutchinson Community College from 1997-99, going 50-14, posting back-to-back 20-win campaigns and national rankings both seasons. At Vanderbilt (1999-2002), he played a key role that helped lead the Commodores to two NIT appearances in three years (2000, 2002). The core of Jankovich's recruited players at Vanderbilt advanced to the NCAA Sweet 16 in 2004.

One of the winningest players in Kansas State history, he was a four-year starter at point guard (one at Washington State and three years for legendary coach Jack Hartman at KSU). In each of his seasons at KSU, the Wildcats ranked in the top-20 and advanced to the NCAA Tournament. Jankovich played in nine NCAA Tournament games, advancing to the 1981 Elite Eight and the 1982 Sweet 16.

A three-time academic All-American and honorable mention All-Big Eight player, he finished at Kansas State in the school's top-10 in nine categories, including first in season FT pct. (.917) and eighth in career FG pct. (.510). He set the Big Eight Tournament record for single-game assists (14).

Jankovich graduated from Kansas State cum laude in 1982 with a 3.63 GPA in business finance and received his master's degree in radio/television in 1985. He and his wife, Cindy, have a son, Michael.



SMU won the 2016-17 AAC season and tournament championships en route to the NCAA Tournament.



Tim Jankovich was named the AAC Coach of the Year and a Naismith Coach of the Year semifinalist.



Rob Lanier
20th Head Coach
1st Season: 2022-
All: 10-22
American: 5-13

Rob Lanier was named SMU's Head Men's Basketball Coach on March 27, 2022.

Lanier is entering his second season (2023-24) at SMU after arriving from Georgia State. He has more than 30 years as a collegiate coach, including eight seasons as a head coach. His teams have made 12 NCAA Tournaments and earned 19 total postseason bids. Those teams also have five conference titles, three regular season championships and two tournament crowns, plus five more trips to a league tournament final.

Following his first season on the Hilltop, which included a runner-up finish at the Hawaiian Airlines Diamond Head Classic, Lanier brought in a transfer class ranked as high as No. 42 nationally and No. 2 in The American. In August of 2023, the Mustangs went on a 10-day trip to Spain, going 3-0 with games in Madrid, Valencia and Barcelona. The team visited several historic sites including Madrid's Mercado de San Miguel, Plaza Mayor and Royal Palace as well a tour of Santiago Bernabéu Stadium, the home of Real Madrid, the Port of Valencia and a tour at La Sagrada Família in Barcelona.

After arriving at SMU, Lanier was named a training camp coach for the 2022 USA Basketball Men's U18 National Team. He worked with the team in Houston prior to its gold-medal run at the FIBA U18 Americas Championship in Mexico.

In his three seasons at Georgia State, the Panthers went 53-30, winning the Sun Belt Tournament in 2022 and advancing to the NCAA Tournament. The Panthers also made the Sun Belt Tournament final in 2021. Additionally, he led GSU to a victory over Georgia Tech, the program's first win over an ACC opponent. The Panthers also claimed the 2019-20 2K Empire Classic Riverside Regional.

In addition to being the head coach at Georgia State and Siena, he has been associate head coach or an assistant coach at Tennessee, Texas, Florida, Virginia, Rutgers and his alma mater, St. Bonaventure. Lanier has played a role in signing 10 McDonald's All-Americans, and 11 players that he either signed or coached have become NBA Draft Picks.

Prior to his arrival at Georgia State, Lanier spent eight seasons as associate head coach to Rick Barnes, four at Tennessee (2015-19) preceded by four at Texas (2011-15). The Volunteers went 26-9 in 2017-18, sharing the SEC title and making the second round of the NCAA Tournament. They followed with a 31-6 campaign that saw Tennessee rise to No. 1 in the national polls and reach the NCAA Sweet 16. The Longhorns made the postseason all four seasons, making three trips to the NCAA Tournament.

Lanier played a key role in the assembly and development of Tennessee's 2016-17 recruiting class, which was responsible for 44 percent of the team's scoring that season and finished the year as the highest-scoring crop of freshmen in program history (1,040 points). One member of that class, forward Grant Williams, went on to earn SEC Player of the Year honors as a sophomore in 2018 and was drafted by the Boston Celtics in 2019.

Texas' three-man recruiting class in 2014 featured McDonald's All-American and DFW Metroplex native Myles Turner (No. 2 recruit by ESPN), No. 86-ranked prospect Jordan Barnett and transfer Shaquille Cleare, who was rated the No. 30 prospect nationally in 2012 by ESPN. Texas' six-man freshman class in 2012 was ranked No. 4 nationally by ESPN and included McDonald's All-American Cameron Ridley, while the Longhorn's six-man freshman crop in 2011 was also tabbed the No. 4 recruiting class in the country by ESPN and included McDonald's All-American Myck Kabongo.

Before rejoining Barnes at Texas, Lanier served as assistant coach under Billy Donovan at Florida for four seasons (2007-11). In those four years, Lanier helped the Gators advance to postseason play every year while posting a 99-44 (.692) cumulative record. Florida totaled 24 and 25 victories in 2007-08 and 2008-09, respectively. In 2009-10, the Gators went 21-13 and earned an NCAA Tournament berth. Florida then registered a 29-8 mark in 2010-11, won the SEC regular-season championship (13-3) and advanced to the NCAA Elite Eight.

Lanier had a two-year stint as an assistant coach on Dave Leitao's coaching staff at Virginia (2005-07). During his second year in Charlottesville, the Cavaliers posted a 21-11 record and advanced to the second round of the NCAA Tournament. Despite being picked to finish eighth in the conference, Virginia registered an 11-5 mark in league play and claimed a share of the ACC regular-season championship. It marked the first league title for the Cavaliers since 1994-95.

Lanier joined Leitao's staff after four years as the head coach at Siena from 2001-05. During that span, the Saints advanced to one NCAA Tournament and one NIT. Siena won the MAAC Tournament in 2002 and then defeated Alcorn State in an NCAA Tournament opening-round game before losing to eventual national champion Maryland in the first round. The following season, Lanier guided Siena to a 21-11 record, earning a bid to the NIT.

Prior to becoming the head coach at Siena, Lanier worked alongside Barnes as an assistant coach at Texas for two seasons from 1999-2001. During that first stint in Austin, the Longhorns recorded a two-year mark of 49-18 (.731) and advanced to a pair of NCAA Tournaments. Texas posted a 24-9 record in 1999-2000, finished second in the Big 12 with a 13-3 league mark and advanced to the second round of the NCAA Tournament.

Prior to Lanier's departure to take be the head coach at Siena, he played a major role in the recruitment of T.J. Ford, who went on to earn National Player of the Year honors with the Longhorns in 2002-03.

Lanier previously served as an assistant coach at Rutgers University for two seasons from 1997-99. While at Rutgers, he helped the Scarlet Knights secure back-to-back nationally-ranked recruiting classes. Included in Lanier's first class was guard Dahntay Jones, who went on to earn 1999 Big East All-Rookie Team honors. Jones' NBA career spanned more than 14 seasons, including a championship with the Cleveland Cavaliers in 2016.

Lanier's first full-time collegiate coaching experience came at his alma mater, St. Bonaventure, from 1992-97. Prior to that, he broke into the college coaching ranks as a graduate assistant and then a restricted-earnings assistant coach at Niagara from 1990-92.

Lanier received his first head coaching experience in the summer of 1995, when he led a group of American collegians on a tour of the Netherlands. He also coached summer All-Star teams in Italy (1996), Germany (1998) and Greece (1999 and 2000).

A native of Buffalo, N.Y., Lanier graduated from St. Bonaventure in 1990 with a bachelor's degree in psychology. A four-year letterman with the Bonnies who scored 868 career points, he was a three-year starter and team captain during his senior season. Lanier earned Atlantic-10 Conference All-Freshman Team honors in 1986-87 and was named the team's Most Improved Player in 1988-89. A two-time scholar-athlete nominee, he went on to earn a master's degree in educational counseling from Niagara in 1993.

Lanier and his wife, Dr. Dayo Lanier, have a son, Emory, who is on the SMU men's basketball team, and a daughter, Kai, who is a student at SMU.

Lanier's cousin, the late Bob Lanier, is enshrined in the Naismith Memorial Basketball Hall of Fame. Bob Lanier led St. Bonaventure to the NCAA Final Four in 1970 before embarking on a 14-year NBA career that included eight All-Star selections.



All-Time Game Results

1916-17

DALE MORRISON	12-2
T.I.A.A. CHAMPIONS	
D16 DALLAS ALL-STARS	W 40-33
at Dallas High School	W 51-1
S. PRESBYTERIAN	W 52-8
DALLAS BOYS CLUB	W 17-13
J18 at Austin College*	W 28-26
J19 at North Texas State	W 25-23
J25 HARDIN-SIMMONS*	W 28-18
at Hardin-Simmons*	L 15-22
at Oklahoma	L 33-45
OKLAHOMA	W 43-20
UNIV. OF DALLAS	W 29-15
F17 SOUTHWESTERN*	W 34-12
AUSTIN COLLEGE*	W 36-6
at Univ. of Dallas	W 46-13

Leon Cooper - G/F
Anton Deschner
Earle Edmondson - G/F
Virgil "Lefty" Ford - F
Marvin B. Hilburn - G/F (captain)
Alva F. McKnight (Fr.) - C
Joe E. Moose - G
Clyde A. Roddy - G
Gervais B. Strong - G
West - C

1917-18

BURTON RIX	5-4
J18 at East Texas State	W 33-4
J25 TEXAS	L 21-22
at Baylor	W 15-9
at Southwestern	L 33-43
F5 at Texas	L 14-35
F14 at North Texas State	W 26-11
F18 at Rice	W 32-23
F19 at Rice	L 30-35
BAYLOR	W 20-5

T. Rowland Barnett - G/F
Horace Clay Cabe - F/C
Anton Deschner - G
Earle Edmondson - G/F (captain)
Ford - F
Gallagher - F
Bynum H. Giles - F
Hackney - C
Alva F. McKnight (So.) - C
Renshaw - G/F
Clyde A. Roddy - G
Manager: Sterling H. Fry

1918-19

BURTON RIX	7-8, 5-6
J21 TEXAS*	L 19-33
TCU	W 30-19
at Baylor*	L 28-30
BAYLOR*	W 32-8
at Southwestern	L 20-21
vs. Southwestern (N1)	W 37-15
F7 at Texas*	L 7-29
F8 at Texas*	L 15-23
TEXAS A&M*	L 18-25
at TCU	L 32-35
F17 RICE*	W 27-17
F18 RICE*	W 32-20
F24 at Rice*	W 40-24
F25 at Rice*	W 29-17
at Texas A&M*	L 12-43
N1-Austin, Texas	

LeRoy Baird - F
Rowland Barnett - F
Anton Deschner - G
Grimes - F
Alva F. McKnight (Jr.) - C (All-SWC 1st-Team)
Warren R. Peel - G/F
Clyde A. Roddy - G (captain)
Manager: Alras E. Jackson
Manager: Paul K. Connor

1919-20

BURTON RIX	6-11, 2-8
J17 AUSTIN COLLEGE	W 43-20
J24 TEXAS*	W 19-9
J26 RICE*	L 23-24
J27 at Texas A&M*	L 15-21
at Texas A&M*	L 16-18
J31 PHILLIPS	L 19-20
at Baylor*	L 20-23
at Austin College	L 19-29
SOUTHWESTERN	W 15-12
HARDIN-SIMMONS	W 16-14
F3 HARDIN-SIMMONS	W 16-14
F4 SOUTHWESTERN	W 31-11
F9 TEXAS A&M*	L 15-20
F10 TEXAS A&M*	L 14-22
F18 at Texas*	L 5-25
F20 TULSA	L 18-20
F28 BAYLOR*	W 25-13

Rowland "Buddy" Barnett - F (26fg+2ft=54pts)
Leon L. Cooper - G (32fg+34ft=98pts)
Anton Deschner - C (2fg=4pts)
Joe Treadwell Hensley (10fg+2ft=22pts)
F. Earle "Pop" Edmondson - G (2fg=4pts)
Jimmy R. Kitts - F (32fg+12ft=76pts)
Alva F. McKnight (Sr.)-C(captain)(29fg+2ft=60pts)
Manager: Paul K. Connor

1920-21

BURTON RIX	6-13, 0-11
at Austin College	W 43-20
J17 TEXAS*	L 18-21
F2 TULSA	L 23-30
BAYLOR*	L 19-29

BAYLOR*	L 18-24
at Southwestern	L 19-26
F16 at Texas*	L 21-27
at Texas A&M*	L 5-15
at Texas A&M*	L 13-14
TCU	W 21-20
at TCU	W 19-18
at Baylor*	L 14-34
at Baylor*	L 18-21
at Southwestern	W 31-13
at Southwestern	W 29-23
TEXAS A&M*	L 14-25
TEXAS A&M*	L 11-16
BAYLOR MEDICAL	W 21-20
F10 at Rice*	L 20-27

John McLean Brooks - C
Leon L. Cooper (captain)
Heidt H. Griner - G
Leonard B. Hurt - C
Jimmy R. Kitts - F
Perry G. Matthews - F
Earl Pearson - C
Manager: Joe Butler McClung

1921-22

R.N. BLACKWELL	8-14, 4-11
SOUTHWESTERN	L 13-27
at Southwestern	L 29-40
at Baylor*	L 19-37
at Baylor*	L 13-21
J16 TEXAS*	L 13-21
J17 TEXAS*	L 15-27
TCU	W 28-17
TCU	W 23-14
BAYLOR*	W 19-18
BAYLOR*	W 19-17
OKLAHOMA A&M*	W 10-17
J30 at Texas*	L 18-31
J31 at Texas*	L 12-32
F4 RICE*	W 26-20
F13 RICE*	W 23-19
at TCU	L 11-15
at TCU	W 24-16
TEXAS A&M*	L 21-26
TEXAS A&M*	L 16-28
at Texas A&M*	L 14-34
at Texas A&M*	L 13-41
PHILLIPS	W 37-20

William LeRoy Baird
John McLean Brooks
Heidt H. Griner (captain)
Jimmy R. Kitts
Perry G. Matthews
Joe J. McCain
Forrest Runnels
James Henry Stewart

1922-23

H.A. FAULKNER	10-11, 4-10
TRINITY	W 28-7
BAYLOR*	W 24-23
BAYLOR*	L 13-17
TEXAS A&M*	L 23-26
TEXAS A&M*	W 25-23
at Oklahoma A&M*	W 18-10
at Oklahoma A&M*	L 18-19
at Oklahoma City	W 21-20
at SE Oklahoma	L 24-26
J29 at TCU	W 37-20
J30 at TCU	W 21-14
F10 at Texas*	L 19-29
at Texas A&M*	L 21-35
at Texas A&M*	L 24-27
OKLAHOMA A&M*	W 23-19
OKLAHOMA A&M*	L 18-20
at Baylor*	L 7-12
at Baylor*	L 14-20
M2 TEXAS*	L 15-25
TCU	W 30-19
TCU	W 20-18

LeRoy Baird - G/F
Eugene Bedford - C
John Mac Brooks - G
Sidney Mead Henry - C/F
R.F. Jones Jr. - F
Perry G. Matthews - G (captain)
Allen Rawson - G
Forrest Runnels - G
W.C. Simpson - G/F
Manager: William M. Rippey

1923-24

H.A. FAULKNER	9-15, 7-15
at Austin College	W 19-11
at Oklahoma A&M*	L 16-25
at Oklahoma A&M*	L 16-29
at TCU*	L 12-29
at TCU*	L 11-16
TEXAS A&M*	W 13-8
TEXAS A&M*	W 16-9
at Arkansas*	W 17-11
at Arkansas*	L 15-21
OKLAHOMA A&M*	L 14-18
OKLAHOMA A&M*	W 22-9
at Baylor*	L 13-15
at Baylor*	W 20-16
at Texas A&M*	L 18-29
at Texas A&M*	L 31-18
TCU*	L 13-27
TCU*	L 17-19
at Austin College	W 29-12
F22 at Texas*	L 13-19
F23 at Texas*	L 11-15
F29 TEXAS*	L 9-17

M1 TEXAS*	L 13-29
BAYLOR*	L 20-25
BAYLOR*	W 21-20

LeRoy Baird - F (captain)
Eugene Bedford - F
John Mac Brooks - G
Sidney Mead Henry - C
Collis P. Irby - G/F
R.F. Jones Jr. - F
Russell McIntosh - G
Forrest Runnels - G
James Henry Stewart - F
Manager: John M. Griffith

1923-24 FRESHMAN BASKETBALL

Coach: Freeland	
Burklee	
Davis	
Ford	
Garrett	
Goldberg	
Kidd	
Speer	
Woolridge (captain)	
Trainer: Garrett	
1924-25	
JIMMIE W. ST. CLAIR	5-11, 4-10
TRINITY	W 30-17
ARKANSAS*	L 15-29
ARKANSAS*	L 20-29
J19 TEXAS*	W 31-26
TCU*	W 20-27
J30 RICE*	W 30-23
TEXAS A&M*	W 35-24
F6 at Texas*	L 15-16
F7 at Rice*	L 23-32
at Texas A&M*	L 26-38
at Baylor*	L 8-9
F19 TULSA	L 25-28
at Oklahoma A&M*	L 20-32
at Oklahoma A&M*	L 19-39
at TCU	L 20-43
BAYLOR*	W 28-16

Alton Allen (also manager)
Eugene Bedford - F (captain)
Walter Stanley Dawson - G
Gerson Goldberg
Collis P. Irby - C
R. F. Jones - F
Russell McIntosh - C/G
Pearson
Thompson
Bruce C. Wallace - F
Weldon Woolridge

1924-25 FRESHMAN BASKETBALL

Coach: Freeland	
Allison - C	
"Jock" Bigger - G	
Boon	
Brown	
Craig	
Fullilove	
"Red" Rucker - G	
Shaw - G	
Billy Sullivan (captain)	
White	
Wilkinson	

1925-26

JIMMIE W. ST. CLAIR	10-6, 8-4
at North Texas State	W 21-20
at North Texas State	L 16-21
at Arkansas*	L 27-29
at Arkansas*	L 8-28
J19 at Texas*	L 20-28
J23 at TCU*	W 15-11
TEXAS A&M*	W 20-13
at Texas A&M*	L 30-32
F8 TEXAS*	W 26-19
BAYLOR*	W 22-21
CENTENARY	W 34-19
CENTENARY	L 19-26
F20 at Rice*	W 29-9
F23 TCU*	W 20-19
F26 RICE*	W 23-9
at Baylor*	W 24-12

Walter Allison
Cooper Burgess
Walter Stanley Dawson (captain)
Edwin Lindsey
J.B. Mann
W. N. Price
J.C. Rucker
E. Dreuil Speer
Weldon Woolridge
Manager: J. E. Walden Haynes

1926-27

JIMMIE W. ST. CLAIR	12-5, 7-4
DALLAS ATH. CLUB	W 40-23
MORRIS CLOTHIERS	W 59-17
OKLAHOMA	W 24-22
at North Texas State	L 22-33
at North Texas State	W 23-10
at North Texas State	W 18-11
at Texas A&M*	L 28-31
BAYLOR*	W 28-27
J22 RICE*	W 45-14
TEXAS A&M*	W 33-32
J31 TCU*	W 33-26
ARKANSAS*	L 30-32
ARKANSAS*	L 31-32

F12 TEXAS*	W 25-23
F15 at TCU*	W 25-24
F19 at Texas*	L 23-25
F25 at Rice*	W 39-20

Walter Allison
Albo Brown
Cooper Burgess
Walter Stanley Dawson
Alex Hooks
Edwin Lindsey
J.B. Mann (captain)
E. Dreuil Speer
Weldon Woolridge
Manager: Clifford Jackson
Manager: David Stuart

1927-28

JIMMIE W. ST. CLAIR	14-3, 10-2
J7 at Texas*	W 39-23
NORTH TEXAS STATE	W 27-13
NORTH TEXAS STATE	L 23-26
HARDIN-SIMMONS	W 53-26
TEXAS WESTERN	W 45-13
AUSTIN COLLEGE	W 43-17
J11 TCU*	W 24-23
J14 at Rice*	W 33-20
at Texas A&M*	W 39-25
TEXAS A&M*	W 40-28
F6 at TCU*	W 21-19
at Arkansas*	L 26-48
at Arkansas*	L 22-34
F18 TEXAS*	W 44-25
at Baylor*	W 34-31
F25 RICE*	W 43-26
BAYLOR*	W 39-34
Walter Allison (captain)	
Al Brooks	
Albo Brown	
Cooper Burgess	
Alex Hooks	
Elmo Johnson	
Ed Lindsey	
J.B. Mann	
Manager: Daniel DuShayne Otstott Jr.	

1928-29

JIMMIE W. ST. CLAIR	7-9, 6-6
AUSTIN COLLEGE	W 31-11
at North Texas State	L 20-25
at North Texas State	L 13-28
at Oklahoma	L 24-32
ARKANSAS*	L 26-33
ARKANSAS*	L 17-39
at TCU*	W 34-25
J19 at Texas*	L 19-29
TEXAS A&M*	W 23-15
F4 TEXAS*	W 33-32
F9 RICE*	W 26-20
at Texas A&M*	L 16-18
BAYLOR*	L 19-23
F18 at Rice*	W 29-28
at Baylor*	W 31-24
TCU*	L 28-34

Al Brooks
Albo Brown (captain)
Connor
Chester Donnally
Marion Hammon
Elmo Johnson
Hal Maxwell
Reifenberg
William Skeeters
Dick Williams
Manager: W. N. Jones Jr.
Manager: Paul D. Lindsey

1928-29 FRESHMAN BASKETBALL

Coach: McIntosh	
Southern A.A.U. Champions	
Dillon	
Johnson	
Kattman	
Koontz	
Leslie	
Marburger	
Mills	
Murphy	
Reynolds	
Sandlin	
Selby	
Taylor	
Williams	

1929-30

JIMMIE W. ST. CLAIR	8-10, 6-6
at North Texas State	L 14-26
at SE Oklahoma	L 17-30
SE OKLAHOMA	W 42-31
HARDIN-SIMMONS	W 34-25
OKLAHOMA	L 19-24
OKLAHOMA	L 22-24
at Texas A&M*	L 20-23
J11 RICE*	W 41-40
J17 at Rice*	W 34-28
at Baylor*	L 24-32
TEXAS A&M*	L 19-24
F7 TEXAS*	W 25-22
at Arkansas*	L 27-28
at Arkansas*	L 29-44
F19 TCU*	W, ot 36-35
BAYLOR*	W 26-24
F25 at Texas*	L 14-50
M1 at TCU*	W 25-22

Percy Andrews
Al Brooks (captain)
Marion Hammon
Ray Johnson
Bruce Kattman
Ettis D. McLaughlin
Alfred Neeley
J.C. Reynolds
William Skeeters
Rhea Williams
Manager: Daniel DuShayne Otstott Jr.

1930-31

JIMMIE W. ST. CLAIR	15-8, 8-4
DALLAS ATH. CLUB	W 34-28
DALLAS ATH. CLUB	W 43-27
TRINITY	W 75-9
EAST TEXAS STATE	W 38-36
TEXAS P&L	W 52-18
DR. PEPPER	W 52-36
NORTH TEXAS STATE	



F28 at Rice* W 26-22
M3 at TCU* L 24-36
Forrest C. "Whitey" Baccus (So.) - F
Goodwin Bray (So.)
Paul Briggs - C
Clyde Carter (So.) - G
Hugh Haren
Bill H.L. Johnson (captain)
James Riley
Clifton Wilhite (So.) - C
Ed Wright
Foye Chief "Smoker" Zachary (So.)

1932-33 FRESHMAN BASKETBALL

Coach: "Dog" Dawson
Athens High School W
Athens High School L
Wilbur Hardesty
Truman Spain

1933-34 JIMMIE W. ST. CLAIR 11-9, 5-7

FIRST NATIONAL BANK W 67-14
DALLAS ATH. CLUB W 35-19
E. DALLAS CHRISTIAN W 57-16
DR. PEPPER W 58-28
OAK CLIFF PRES. W 54-8
at Oklahoma L 28-36
at Oklahoma L 28-37
D21 at Oklahoma State W 49-35
at Baylor* W 35-25
J8 TEXAS* L 22-27
J13 at Rice* L 25-37
at Texas A&M* L 34-40
J20 at TCU* L 26-29
TEXAS A&M* L 26-49
BAYLOR* W 37-32
F17 TCU* W 32-27
F24 RICE* W 36-30
F26 at Texas* L 32-40
M2 at Arkansas* L 35-38
M3 at Arkansas* W 44-37

Forrest Clyde "Whitey" Baccus (Sr.) - F (captain)
Goodwin Bray (Sr.)
Paul Briggs (Sr.) - C
Clyde Carter (Sr.) - G
Curly Haren (So.)
Jim C. Lovern - C
Truman Spain (So.) - F
Bill Tipton (So.)
Clifton Wilhite (Sr.) - C
Chief "Smoker" Zachary (Sr.)
Manager: Lewis F. Russell

1933-34 FRESHMAN BASKETBALL

Coach: Jim Riley
Highland Park Independents
Highland Park Independents
Highland Park Independents
Oak Cliff Presbyterian L 22-29
Grace Methodist
Pete Stanley
Bob Finley

1934-35 JIMMIE W. ST. CLAIR 14-3, 9-3 SWC TRI-CHAMPIONS (Rice, Ark.)

NORTH TEXAS STATE W 63-27
at Austin College W 45-27
at North Texas State W 33-17
EAST TEXAS STATE W 45-27
DR. PEPPER W 30-22
J5 TEXAS* L 36-38
BAYLOR* L 26-27
J15 RICE* W 32-19
J19 at Texas* W 32-28
F5 at TCU* W 36-20
TEXAS A&M* W 44-21
at Texas A&M* W 35-29
F16 at Rice* L 30-32
ARKANSAS* W 30-22
ARKANSAS* W 41-21
at Baylor* W 41-24
M2 TCU* W 41-24

Forrest Clyde "Whitey" Baccus (Sr.) - F (captain)
Elmo Bellamy
Goodwin Bray (Sr.)
Paul Briggs (Sr.) - C
Clyde Carter (Sr.) - G
Harrel Delafield
Mitch Gray Gilbert
Hugh Curly Haren (Sr.)
Maurice Orr
Truman Spain (Sr.) - F
Bill Tipton (Sr.)
Clifton Wilhite (Sr.) - C
Foye Chief "Smoker" Zachary (Sr.)
Manager: Frank Brook Hopkins

1934-35 FRESHMAN BASKETBALL

Coach: Matty Bell
Texas Military College
North Texas Agricultural College
East Dallas Christian Church
Pete Acker
Kenneth Goodson
Keith Mooty
Lehman Phillips
Keith Ranspot
John Wisenbaker

1935-36 JIMMIE W. ST. CLAIR 4-8, 4-8

J11 at TCU* L 23-29
J15 at Texas* W, 2ot 33-31
TEXAS A&M* W 31-27
J20 RICE* L 26-42
at Arkansas* L 23-34
at Arkansas* L 28-40
F15 TEXAS* W 44-30

at Baylor* L 28-30
BAYLOR* L 27-30
F29 at Rice* W 43-34
at Texas A&M* L 23-31
M4 TCU* L 29-33

Ray "Pete" Acker
Elmo Bellamy (Sr.)
Bill Blanton (Sr.)
Mitch Gray Gilbert (Sr.)
Hugh "Curly" Haren (Sr.) - C (captain)
Maurice Orr (Sr.)
Keith Ranspot
Byron Saam - G
Bill Tipton (Sr.) - F
Manager: Cecil A. Colville

1935-36 FRESHMAN BASKETBALL

Coach: Charlie Trigg
Cannefax
Crouch
Dewell
Dougherty
Norton
Sprague
Teal

1936-37 JIMMIE W. ST. CLAIR 13-8, 10-2 SWC CHAMPIONS

at Oklahoma L 28-32
at Oklahoma L 41-43
SOUTHERN CAL L 30-33
at Hardin-Simmons L 27-33
at Hardin-Simmons L 22-26
UNIV. OF MEXICO W 40-18
at East Texas State W 24-18
NORTH TEXAS STATE W 37-19
at North Texas State L 26-29
J9 TEXAS* W 27-16
J12 at TCU* W 26-22
ARKANSAS* W 29-25
ARKANSAS* L 28-37
BAYLOR* W 26-15
TEXAS A&M* W 28-25
F12 RICE* W 38-36
at Baylor* W 25-20
F22 at Texas* W 24-19
F23 TCU* W 34-22
at Texas A&M* W 28-22
F27 at Rice* L 32-35

Ray "Pete" Acker (Sr.)
Bill "Chico" Blanton - F (captain)
Billy Dewell - C
J.D. "Lightning" Norton - F
Keith Ranspot
Charlie Sprague - G
Manager: Samuel W. Fry

1936-37 FRESHMAN BASKETBALL

Coach: Charlie Trigg
Baylor L 21-29
Baylor L 19-27
TCU W 39-25

Edwards
Everhart
Hughes
Lucas
A. Jones

1937-38 JIMMIE W. ST. CLAIR 9-6, 8-4

at Gettysburg W 31-28
at Long Island L 29-40
J7 at Temple L 41-53
at Baylor* L 23-26
J14 TEXAS* W 29-26
TEXAS A&M* W 41-20
F8 TCU* W 42-23
F12 at Rice* W 42-23
at Texas A&M* W 47-28
F18 RICE* W 50-35
F22 at Texas* L 23-25
at Arkansas* L 23-32
at Arkansas* L 26-34
M1 at TCU* W 37-30
BAYLOR* W 45-36

Ray "Pete" Acker
Homer Barns
Herbert Cannefax
Chelsea Crouch
Billy Dewell (captain)
Guy Dougherty
J.D. Norton
Manager: Francis M. Churchill

1938-39 FORREST C. BACCUS 14-8, 8-4

EAST TEXAS STATE W 42-32
EAST TEXAS STATE W 39-34
at North Texas State W 39-34
at North Texas State W 41-34
KANSAS L 40-46
KANSAS L 31-44
at Loyola (Ill.) L 31-44
D28 at Bradley W 45-33
OKLAHOMA W 49-44
OKLAHOMA L 31-49
ARKANSAS* W 47-31
ARKANSAS* W 37-19
J14 at TCU* W, 2ot 31-29
J20 RICE* W 33-31
TEXAS A&M* W 40-29
F6 TEXAS* L 27-33
at Baylor* L 35-60
F15 at Texas* L 21-38
F18 at Rice* L 36-39
at Texas A&M* W 48-28
F25 TCU* W 41-39
BAYLOR* W 39-33

33 - Herbert Cannefax
27 - J.W. Coppedge
30 - Crouch

39 - Billy Dewell
28 - "Spider" Dougherty
35 - Arvil Jones
36 - Keeton
34 - Wilbur Keith -
24 - J.D. "Sniper" Norton (captain)
31 - Virgil "Country" Wilkerson (So.)
Manager: James Warren Lillard

1938-39 FRESHMAN BASKETBALL

Coach: Charlie Trigg
Decatur Baptist College W 47-33
Baylor Cubs W 28-23
N.T.A.C. W 22-23
TCU Polliwogs W 33-23
Baylor Cubs W 36-33
TCU Polliwogs L 40-44
28 - Goss
23 - B. Maddox
33 - Sebeck
31 - Walters
25 - Wertz
26 - Williams
39 - Wooten
Manager: Johnny Pace

1939-40 FORREST C. BACCUS 7-13, 5-7

EAST TEXAS STATE L 40-41
EAST TEXAS STATE W 44-37
at Oklahoma L 37-52
at Kansas L 31-63
at Kansas L 26-37
at Loyola (Ill.) W 38-34
at Purdue L 26-48
at Butler L 37-42
at Baylor* W 48-44
J9 at Texas* L 24-31
J13 RICE* L 34-36
at Texas A&M* L 49-51
J22 at Rice* L 33-52
F6 TCU* W 46-35
at Arkansas* L 40-75
at Arkansas* L 26-36
F16 TEXAS* W, 2ot 45-42
F21 at TCU* W 46-39
TEXAS A&M* W 46-39
BAYLOR* L 30-48

Johnnie Clement - G
27 - J.W. Coppedge - G (captain)
43 - Foster Elder - G
26 - Fred Higginbotham - F
35 - Arvil Jones (captain)
36 - Grover Keeton - F
34 - Wilbur Keith - G
42 - Bob Maddox - F
Johnny Sebek - G
37 - Charles Sprague - G
44 - Bill Walters - C
31 - Virgil "Country" Wilkerson (Sr.) - C
Manager: Clinton McLain

1940-41 FORREST C. BACCUS 10-10, 6-6

vs. West Texas State (N1) W 34-32
vs. West Texas State (N1) L 36-46
OKLAHOMA L 34-43
at Oklahoma W 57-55
at North Texas State W 52-50
SOUTHERN CAL L 34-45
NORTH TEXAS STATE L 35-43
EAST TEXAS STATE W 37-36
J10 TCU* W 35-34
at Baylor* L 30-34
J17 TEXAS* W 39-35
J21 RICE* W 43-36
BAYLOR* L 45-55
TEXAS A&M* W 43-37
F18 at Rice* L 38-63
at Texas A&M* W 45-40
F22 at Texas* L 36-42
F25 at TCU* W 38-36
ARKANSAS* L 23-40
ARKANSAS* L 32-41

N1 - Childress, Texas
23 - Roy Dale Baccus - G
Johnnie Clement - G
36 - Grover Keeton - F (captain)
34 - Wilbur Keith - G
29 - Bryan Lloyd - F
41 - Johnny Sebeck - G
26 - Spinks
22 - Tate
32 - Bill Walters - C
27 - Hugh Welch - C
41 - Virgil "Country" Wilkerson (Sr.) - C
Manager: William R. Wilkins

1941-42 FORREST C. BACCUS 3-16, 1-11

at North Texas State L 31-33
NORTH TEXAS STATE W 40-34
at Oklahoma L 34-57
PHILLIPS 66 L 25-35
Colorado State (N1) W 47-37
Pittsburg State (N1) L 37-40
Arkansas (N1) L 22-52
at Arkansas* L 33-36
at Arkansas* L 34-36
BAYLOR* L, 2ot 41-45
J13 RICE* L 35-55
J16 TEXAS* L 31-32
J21 at TCU* L 45-50
J24 TCU* L 35-39
F11 at Texas* L 43-60
at Texas A&M* L 29-47
F14 at Rice* L 31-65
TEXAS A&M* W 36-33
at Baylor* L 38-48
N1-All College Tourney at Oklahoma City, Okla.
Roy Dale "Rusty" Baccus - G
Kenny Blackwell

Ben "Spider" Harris - F
Claton Johnson
Joe Bob Markette
Hilton Painter - F
41 - Johnny Sebeck - G (captain)
22 - Jim Tate
28 - Tommy Tomlinson - C
32 - Billy Waters
27 - Hugh Welch - C
Manager: Bill Strange

1942-43 JAMES STEWART 10-8, 4-8

NORTH TEXAS STATE W 36-35
EAST TEXAS STATE W 44-38
at North Texas State W 40-37
at East Texas State W 48-36
at Grand Prairie N.A.S. W 54-37
GRAND PRAIRIE N.A.S. W 59-30
ARKANSAS* L 35-39
ARKANSAS* L 29-36
J13 at Texas* L 37-41
J16 at TCU* L 43-49
BAYLOR* W 71-44
J23 TCU* W 54-44
at Texas A&M* W 51-39
F13 at Rice* L 33-53
TEXAS A&M* L 47-54
F20 RICE* L 34-40
F22 TEXAS* W 65-56
at Baylor* L 34-40

Roy Dale "Rusty" Baccus - G (captain)
28 - C. E. "Acie" Cannaday - G
Ben "Spider" Harris - F
Joe Bob Markette
29 - Grady "Ironman" Martin - F
27 - Hilton Painter - F
Roy Pugh - F
26 - Dike Stringer - G
37 - Robert Dike Stringer
Jimmy Tate
34 - Tommy Tomlinson - C
Manager: Dave Kenemer
Manager: Bill Strange

1943-44 JAMES STEWART 8-9, 6-6

OKLAHOMA W 41-37
OKLAHOMA A.A.F. W 51-46
CHILDRESS A.A.F. L 45-58
MAJORS A.A.F. L 36-39
A.S.T.P.-Baylor L 46-49
at Texas A&M* W 65-35
J8 at Rice* L 34-54
J13 TCU* W 40-30
at Arkansas* L 58-68
at Arkansas* L 49-74
J28 TEXAS* L 48-61
J29 RICE* L 27-38
F2 at TCU* L 37-47
F5 at Texas* W 49-46
BAYLOR* W 64-41
at Baylor* W 57-44
TEXAS A&M* W 81-37

35 - Don Brown - F
28 - C.E. "Acie" Cannaday - G (captain)
Embrey
24 - Scott Ernest - G
Stanley Graner - F
23 - Dennis Haden - F
32 - Bob Keller - G
25 - Jack Osborn - C
34 - Harry Teal - C
Wilemon
Assistant Coach: Roy "Rusty" Baccus
Manager: Gremlin
Manager: Kimball
Manager: G. L. Pierce Jr.

1944-45 ROY D. BACCUS 11-10, 7-5

FREDERICK A.A.F. L 37-62
at Oklahoma L 40-41
at Norman Marines W 53-48
D13 TEXAS TECH W 56-50
D14 TEXAS TECH W 57-36
WACO A.A.F. W 45-58
DALLAS N.A.S. W 58-45
DALLAS N.A.S. L 46-60
at Waco A.A.F. L 42-53
J6 TEXAS* W 58-41
J12 at Rice* L 52-70
at Texas A&M* W 50-28
at Arkansas* L 46-52
J17 at TCU* W 56-34
BAYLOR* W 65-33
J30 TCU* W 56-38
F3 at Texas* W 44-38
TEXAS A&M* W 73-43
F10 RICE* L 53-72
ARKANSAS* L 52-59
ARKANSAS* L 49-65

1945-46 FORREST C. BACCUS 7-16, 0-7

at Ashburn Hospital W 50-28
at Grand Prairie N.A.S. W 54-44
GRAND PRAIRIE N.A.S. L 38-46
at Oklahoma L 45-52
at Norman Navy L 44-51
D12 TEXAS TECH W 50-27
D13 TEXAS TECH W 57-43
at North Texas State W 58-38
at North Texas State W 48-37
GRAND PRAIRIE N.A.S. W 71-70

at South Camp Hood L 37-58
at Texas A&M* L 38-45
J15 at Rice* L 29-49
J11 RICE* L 50-55
J15 TCU* L 40-54
at Baylor* L 38-48
J25 TEXAS* L 69-70
TEXAS A&M* L 49-53
at Arkansas* L 53-81
at Arkansas* L 46-74
BAYLOR* L 48-57
F13 at TCU* L 34-42
F16 at Texas* L 35-41

Home Attendance 8,818 Avg. 881 (10 gms)

46 - J.C. Cannaday - F
39 - Scott Ernest - G
30 - Bryan Lloyd - F (captain)
37 - Carroll Myers
49 - Percy Penn - G
23 - Roberson
48 - Burt Rollings - G
27 - John Rowland - F
29 - Smith
41 - Harry Teal
21 - Doak Walker - G
50 - Johnny Zatopek - C
Manager: Bill Ackley

1946-47 FORREST C. BACCUS 14-8, 8-4

LOYOLA (ILL.) L 49-59
OKLAHOMA L 41-66
CONT. AIRLINES L 41-43
Missouri (N1) W 56-53
Kansas State (N1) W 46-36
Kansas (N1) W 49-46
STEPHEN F. AUSTIN W 52-47
at Loyola (Ill.) W 62-53
at Buffalo W 64-37
at New York University L 63-76
TEXAS A&M* W 68-35
J15 at Texas* L 36-56
J18 BAYLOR* W 67-53
F1 TCU* W 55-36
F7 RICE* W 66-46
F8 TEXAS* L 51-58
ARKANSAS* W 64-52
ARKANSAS* W 47-44
F19 at TCU* W 59-54
F22 at Baylor* L 52-59
F28 at Rice* W 75-74
at Texas A&M* L 58-59

N1-Big Six Tournament at Kansas City, Kan.

Home Attendance 21,868 Avg. 1,888 (11 gms)

46 - J.C. Cannaday - F
45 - Harold Fix
Bill Gillespie
35 - Ben "Spider" Harris - F (captain)
40 - Tom Kern
30 - Bryan Lloyd - F
34 - Danny Lynch
21 - Grady "Ironman" Martin - F
Zeke Martin
44 - Bob Prewitt
34 - Roy Pugh
48 - Burt Rollings - G
John Rowland - F
41 - Harold Salmon
23 - Bob Spitzer
Charles Stewart
22 - J.W. Tippie
34 - Tommy Tomlinson (captain)
33 - Sammy Williams
50 - Johnny Zatopek - C
Manager: Bland McReynolds

1947-48 E.O. (DOC) HAYES 13-10, 5-7

at Oklahoma L 45-55
at Indiana State L 53-80
D5 at Cincinnati L 46-59
D6 vs Eastern Kentucky (N1) W 66-45
CENTENARY W 54-43
TEXAS WESLEYAN W 55-44
NORTH TEXAS STATE W 60-49
D27 WYOMING W 41-39
Hardin-Simmons (N2) W 65-57
Texas A&M (N2) W 47-30
Texas Wesleyan (N2) W 53-42
J7 TCU* W 62-58
J10 BAYLOR* L 42-43
at Arkansas* L 40-47
at Arkansas* L 57-58
J31 TEXAS* L 51-57
at Texas A&M* L 46-51
F7 at Rice* W 65-54
F17 at Baylor* L 49-51
TEXAS A&M* W 62-26
F21 RICE* W 54-52
F28 at Texas* L 45-47
M3 at TCU* W 63-48

N1-Louisville, Kentucky

N2-Ft. Worth Invite at Ft. Worth, Texas

Home Attendance 15,508 Avg. 1,934 (8 gms)

25 - J.C. Cannaday - F
35 - Harold Fix
30 - Bobby Folsom - F
23 - Bill Gillespie
20 - Kern
Klassen
Knott
29 - Percy Penn
24 - Bob Prewitt
36 - Roy Pugh (captain)
32 - Burt Rollings - G (captain)
27 - Harold Salmon
Johnny Zatopek - C
Manager: Edwin Gene Keiffer



1948-49
E.O. (DOC) HAYES 11-13, 5-7
 TEXAS WESLEYAN W 68-65
 D3 TEXAS TECH W 57-45
 D4 TEXAS TECH L 58-60
 at CCNY W 62-56
 at Niagara W 67-57
 at Saint Louis L 48-61
 at Missouri L 41-52
 at Missouri W 59-49
 Alabama (N1) L 39-42
 D28 TexasTech (N1) L 52-55
 D29 Auburn (N1) W 59-41
 D30 NOTRE DAME L 45-58
 J4 at TCU* L 52-58
 J7 TEXAS* L 44-50
 at TexasA&M* W 55-37
 J11 at Baylor* L 37-44
 ARKANSAS* L 45-54
 F4 TCU* W 47-36
 F7 at Rice* W 47-46
 TEXAS A&M* W 49-35
 F10 RICE* L 50-62
 at Arkansas* L 39-47
 F23 BAYLOR* L 38-47
 M1 at Texas* W 54-40
 N1-All-College Tourney at Oklahoma City, Okla.
 Home Attendance 14,169 Avg. 1,574 (9 gms)
 30 - Jack Brown - F
 25 - J. C. Cannaday - F
 23 - Bill Gillespie - F
 20 - Charlie Lutz - G
 34 - Grady Martin - C
 Tom Lee McKnight - G
 26 - George Owen - G
 22 - Percy Penn - F
 24 - Bob Prewitt - F (captain)
 27 - Harold Salmon - G
 31 - Williams
 33 - Ellis Wilson - F
 28 - Young
 36 - Johnny Zatopek - C
 Assistant Coach: Bob Prewitt
 Manager: Edwin Gene Keiffer

1948-49 FRESHMAN BASKETBALL
 Coach: Bob Prewitt
 North Texas State W 68-30
 Tyler JC W 68-38
 North Texas State W 80-55
 Baylor L 45-47
 TCU L 39-58
 Navarro JC W 74-28
 TCU L 34-58
 32 - Joe Bradley
 Kay Conner
 23 - Floyd Freeman (captain)
 Mart Halbert
 26 - Hal Haynes
 24 - Tom Holm (captain)
 Freddy Jenkins
 22 - Pat Knight
 28 - Darrel Salmon

Henry "Hank" Wheeler
 31 - Ben White
 20 - Ricks Wilson

1949-50
E.O. (DOC) HAYES 10-13, 7-5
 at East Texas State W 53-28
 at Centenary W 51-48
 at CCNY L 53-67
 at Niagara L 47-55
 HOWARD PAYNE L 56-57
 D17 at Colorado L 48-71
 D19 at Colorado L 50-56
 MISSOURI L 61-62
 MISSOURI L 42-53
 D30 Navy (N1) L 50-53
 D31 Baylor (N1) W 61-37
 at Texas A&M* W 53-48
 J7 at Rice* W 63-31
 J10 at TCU* L 50-62
 J14 BAYLOR* W 50-47
 ARKANSAS* L 55-63
 F3 TCU* L 45-51
 TEXAS A&M* W 56-50
 F11 TEXAS* W 51-34
 F13 RICE* W 55-48
 F18 at Texas* L, ot 46-47
 at Arkansas* W 55-48
 F28 at Baylor* L 61-70
 N1-Cotton Bowl Invitational at Dallas
 Home Attendance 16,768 Avg. 1,863 (9 gms)
 30 - Jack Brown
 42 - Fred Freeman
 Hal Haynes
 33 - Tom "Whitey" Holm - C
 24 - Fred Jenkins
 12 - Charlie Lutz
 40 - Paul "Cotton" Mitchell - C
 13 - George Owen - G
 Bob Prewitt
 41 - Harold Salmon (captain)
 20 - Henry "Hank" Wheeler - G
 31 - Ellis Wilson
 10 - Lawrence Young - G
 Assistant Coach: Bob Prewitt
 Manager: Edwin Gene Keiffer

1949-50 FRESHMAN BASKETBALL
 Coach: Bob Prewitt
 22 - Don Addington
 27 - Herbie Bernstein
 29 - Jack Bjorkland
 36 - Bill David
 25 - Bill Farrell
 34 - Charles Galey
 30 - Jack Kastman
 33 - Ralph Kendall
 35 - Derrell Murphy
 32 - Milton Propp
 Buzzy Sowell

1950-51
E.O. (DOC) HAYES 14-10, 6-6
 TEXAS WESLEYAN W 58-53
 OKLAHOMA L 39-47
 D7 at St. John's (MSG) L 72-76
 D9 at Canisius L 55-64
 CENTENARY W 79-52
 D16 at Oklahoma State L 45-51
 SOUTHERN MISS W 73-60
 Alabama (N1) W 60-46
 D23 Texas (N1) W 52-50
 NORTH TEXAS STATE W 47-39
 D30 TEXAS TECH W 44-43
 F3 TULSA W 64-54
 J3 TCU* L 46-57
 J6 at Baylor* W 66-37
 ARKANSAS* W 60-45
 J12 at Texas* L 39-42
 TEXAS A&M* W 51-44
 at Rice* L 69-75
 F6 BAYLOR* W 58-46
 at Arkansas* L 48-50
 F16 TEXAS* W 54-41
 at Texas A&M* L 43-49
 F23 at TCU* L 54-64
 F24 RICE* W 58-46
 N1-Express-News Tourney at San Antonio, Texas
 Home Attendance 22,194 Avg. 1,841 (12 gms)
 30 - Jack Brown (captain)
 42 - Fred Freeman
 11 - Charles Galey
 20 - Hal Haynes
 33 - Tom "Whitey" Holm - C
 25 - Jack Kastman
 12 - Ralph Kendall
 12 - Charlie Lutz (captain)
 40 - Paul "Cotton" Mitchell - C
 15 - Derrell Murphy
 13 - George Owen - G
 41 - Milt Propp
 22 - Henry "Hank" Wheeler - G
 10 - Lawrence Young - G
 Assistant Coach: Bob Prewitt
 Manager: W. L. Jordan Jr.

1950-51 FRESHMAN BASKETBALL
 Coach: Bob Prewitt
 Esten Blackmon
 Richard Bryant
 24 - Art Flinders
 Bob Higginbotham
 David Hill
 Bob McGregor
 Charles Smith
 Bob Stauffer

D15 KANSAS L 57-58
 NEBRASKA W 61-55
 D20 TEXAS TECH W 50-48
 OKLAHOMA L 42-58
 D27 vs. Arkansas (N1) W 54-40
 D28 vs. Rice (N1) L, ot 47-52
 J2 at TCU* L 43-52
 J5 at Rice* W 57-53
 J8 at Texas* L 31-41
 J10 TEXAS A&M* W 40-34
 F1 BAYLOR* W 60-34
 at Arkansas* W 54-50
 F9 TEXAS* L 49-57
 at Texas A&M* L 47-61
 F19 RICE* L 57-72
 ARKANSAS* W 57-48
 F25 at Baylor* L 45-62
 M1 TCU* L 60-64
 SUN OIL CO. W 82-65
 N1-SWC Christmas Tournament at Dallas
 Home Attendance 16,918 Avg. 1,409 (12 gms)
 10 - Esten Blackmon - F
 22 - Richard Bryant - G
 45 - Art Flinders - F
 42 - Fred Freeman - G (captain)
 11 - Charles Galey - G
 44 - David Hill - G
 20 - Hal Haynes - G
 44 - David Hill - G
 33 - Tom "Whitey" Holm - C (captain)
 25 - Jack Kastman - F
 23 - Ralph Kendall - C
 15 - Derrell Murphy - F
 41 - Milton Propp - F
 13 - Henry "Hank" Wheeler - G
 Assistant Coach: Bob Prewitt
 Manager: W. L. Jordan Jr.

1951-52 FRESHMAN BASKETBALL
 Coach: Bob Prewitt
 Tyler JC L 57-77
 North Texas "B" L 53-79
 TCU L 57-72
 Navarro JC W 66-59
 Kilgore JC W 61-48
 Tyler JC W 72-60
 Baylor L 65-51
 Baylor L 44-53
 Arlington State W 39-34
 25 - Nelson Alexander - C
 20 - Arthur Barnes - F
 32 - Tommy Bowers - G
 David Hill
 22 - Johnny Caruthers - G
 31 - Bob Knickerbocker - F
 27 - Johnny Myers - G
 26 - Ernest Proud - G
 Manager: Bill Jordan
 Manager: Harry

1952-53
E.O. (DOC) HAYES 8-12, 4-8
 HARDIN-SIMMONS L 55-56
 at Oklahoma L 54-59
 COLORADO STATE W 63-62
 D19 at Kansas L 66-83
 D20 at Kansas L 55-72
 D28 vs. Texas A&M (N1) W 57-35
 D29 vs. Arkansas (N1) W 65-62
 D30 vs. Rice (N1) W 71-62
 J6 at Rice* L 54-65
 J10 TEXAS* L 53-64
 ARKANSAS* L 66-71
 J16 at Baylor* L 56-65
 J30 TCU* L 34-57
 at Texas A&M* L 43-51
 F6 BAYLOR* W 66-54
 F17 at TCU* L 48-59
 F21 at Texas* L 52-80
 TEXAS A&M* W 73-59
 at Arkansas* W 79-74
 M3 RICE* W 68-64
 N1-SWC Christmas Tournament at Dallas
 (Fair Park Recreation Center)
 Home Attendance 10,750 Avg. 1,343 (8 gms)
 14 - Nelson Alexander - G
 44 - Arthur Barnes - G
 22 - Richard Bryant (So.) - F (4.8 ppg)
 Johnny Caruthers - G
 24 - Bob Clayton - F
 32 - Bill Davis - C
 45 - Art Flinders - F
 Fred Freeman (7.7 ppg)
 11 - Charles Galey (Sr.) - G (captain) (5.5 ppg)
 Henry Holm (Sr.) (9.0 ppg)
 Jack Kastman - F (captain) (8.0 ppg)
 23 - Ralph Kendall - C
 Darrell Murphy (Sr.) - F (11.9 ppg)
 Asst. Coach: Bob Prewitt, Mgr: Harry O. Hill

1952-53 FRESHMAN BASKETBALL
 Coach: Bob Prewitt
 Tyler JC W 68-67
 Arlington State W 76-66
 Kilgore JC W 81-55
 Tyler JC W 80-60
 Baylor L 61-66
 TCU W 82-54
 Kilgore JC W 104-66
 Arlington State W 86-60
 Lon Morris JC W 94-75
 Baylor W 77-64
 TCU W 87-46
 Paris JC W 89-75
 21 - Harold Alcorn - G
 32 - Chapin Burks - C
 22 - Joel Krog - G
 34 - Pepper Lee - G
 36 - Tom Miller - C
 33 - Ronnie Morris - G
 29 - Dan Roebuck - F
 24 - Karl Scharffenberger - F
 31 - Larry Showalter - F
 35 - Joe Williams - F

1953-54
E.O. (DOC) HAYES 13-9, 6-6
 NW LOUISIANA W 90-71
 TEXAS WESLEYAN W 105-70
 D9 TULSA W 72-70
 L 65-72
 at Vanderbilt L 66-63
 D14 at Memphis State W 97-72
 ABILENE CHRISTIAN W 59-69
 at Oklahoma City L 55-50
 Baylor (N1) L 79-80
 Rice (N1) W 70-66
 Arkansas (N1) W 79-66
 RICE* W 84-60
 BAYLOR* W 58-61
 at Arkansas* L 84-85
 TCU* L 69-75
 F2 at Texas* L 92-48
 F6 TEXAS A&M* W 92-68
 ARKANSAS* L 71-73
 at Texas A&M* L 65-73
 F17 at TCU* W 90-63
 F23 TEXAS* W 90-66
 F26 at Baylor* L 64-90
 at Rice*

N1-SWC Christmas Tournament at Houston

RECORD:
 ALL GAMES
 CONFERENCE
 NON-CONFERENCE

OVERALL
 13-9
 6-6
 7-3

HOME
 9-1
 5-1
 4-0

AWAY
 2-7
 1-5
 1-2

NEUTRAL
 2-1
 2-1

Player GP FG-FGA Pct FT-FTA Pct PF Pts Avg
 15 Derrell Murphy (Sr.) F 22 106-325 .326 109-147 .741 72 321 14.6
 44 Art Barnes (Sr.) G 22 98-234 .419 65-87 .747 72 261 11.9
 30 Ronnie Morris (So.) G 22 75-168 .446 108-160 .675 69 258 11.7
 20 Joel Krog (So.) F 22 64-173 .370 55-76 .724 45 183 8.3
 22 Richard Bryant (Sr.) G 22 49-143 .343 84-105 .800 72 182 8.3
 16 Carl Scharffenberger (So.) F 22 47-129 .364 59-90 .656 61 153 7.0
 31 Tom Miller (So.) C 18 33-86 .384 51-78 .654 42 117 6.5
 45 Art Flinders (Sr.) F 21 36-96 .375 29-47 .617 32 101 4.8
 29 Bob Clayton - C 22 37-115 .322 19-31 .613 44 93 4.2
 14 Nelson Alexander - G 0
 13 George "Pepper" Lee - G 0
 SMU 22 545-1469 .371 579-821 .705 509 1669 75.9

Assistant Coach: Bob Prewitt
 Captains: Richard Bryant, Derrell Murphy
 Manager: B. H. Smith

1951-52
E.O. (DOC) HAYES 11-13, 5-7
 OKLAHOMA W 57-49
 D7 at Tulsa W 48-46
 at Saint Louis L 45-74
 D11 OKLAHOMA STATE L 45-50
 D14 KANSAS L 51-74

ATTENDANCE SUMMARY

HOME	GAMES		AVG
	TOT	2,036	
10	20,359	2,036	

1953-54 FRESHMAN BASKETBALL
 Coach: Bob Prewitt
 Paris JC W 86-65
 Lon Morris JC W 110-76
 Arlington State W 88-66
 Tyler JC W 79-63
 Baylor W 68-63
 Lon Morris JC W 85-72
 TCU L 71-75
 Tyler JC L 57-95
 Kilgore JC W 78-69
 TCU W 73-72
 Baylor W 95-70

Don Carter
 21 - Oscar Furlong
 24 - Jack Hennessy
 44 - Earl Husband
 Kent Kimbell
 32 - Jim Krebs
 24 - Bobby Mills
 Jack Parker
 Ben Smith
 11 - Ken Smith

1954-55
E.O. (DOC) HAYES 15-11, 9-3
SWC CHAMPIONS, NCAA
 D1 AUSTIN COLLEGE W 84-60
 D3 TEXAS WESLEYAN W 104-68
 D6 NW LOUISIANA W 99-86
 D10 at Washington (Mo.) L 54-58
 D11 at Purdue L 75-81
 D13 at [6] Indiana W 83-78
 D21 at Minnesota L 72-89
 D22 at Bradley L 73-82
 D27 TCU (N1) L 71-74
 D28 Texas (N1) W 77-63
 D29 at Rice (N1) W 88-63
 J4 at Texas* W 74-51
 J8 RICE* W 76-67
 J11 TEXAS A&M* W 93-69
 J15 at TCU* L 73-77
 J28 BAYLOR* W 96-84
 J31 at Arkansas* L 74-85
 F9 TCU* W 84-70
 F12 at Baylor* L 72-76
 F15 at Texas A&M* W 81-56
 at Armed Forces All-Stars L 78-81
 F22 ARKANSAS* W 83-69
 F26 at Rice* W, ot 86-82
 M1 TEXAS* W 93-80
 M11 Bradley (N2) L 79-81
 M12 [16] Tulsa (N2) L, ot 67-68
 N1-SWC Christmas Tourney at Houston, Texas (Autry Court)
 N2-NCAA West Regional at Manhattan, Kan.

RECORD:
 ALL GAMES
 CONFERENCE
 NON-CONFERENCE

OVERALL
 15-11
 9-3
 6-8

HOME
 9-0
 6-0
 3-0

AWAY
 4-8
 3-3
 1-5

NEUTRAL
 2-3
 2-3

Player GP FG-FGA Pct FT-FTA Pct Reb Avg PF Pts Avg
 32 Jim Krebs (So.) C 26 209-478 .437 137-189 .725 228 8.8 86 555 21.3
 44 Art Barnes (Sr.) G 26 104-254 .409 89-103 .864 65 2.5 59 297 11.4
 20 Joel Krog (Sr.) F 26 94-229 .410 82-113 .726 280 10.8 43 270 10.4
 24 Bobby Mills (So.) G 26 82-165 .497 100-140 .714 57 2.2 37 264 10.2
 30 Ron Morris (Sr.) G 26 60-161 .373 87-121 .719 81 3.1 31 207 8.0
 21 Larry Showalter (So.) F 26 65-178 .365 55-65 .846 131 5.0 63 185 7.1
 31 Tom Miller (Sr.) C 26 45-108 .417 46-68 .676 56 2.2 34 136 5.2
 16 Carl Scharffenberger (Sr.) F 17-34 .500 27-42 .643 41 22 61
 12 Oscar Furlong (So.) F 11-34 .324 24-36 .667 55 25 46
 29 Bob Clayton (Sr.) G 6-21 .286 12-15 .800 23 17 24
 45 Bob McGregor (So.) C 6-26 .231 10-20 .500 23 22 22
 13 George "Pepper" Lee (Sr.) G 9-24 .375 1-1 1.000 6 12 19
 14 Nelson Alexander (Sr.) G 1-4 .250 1-2 .500 2 4 3
 SMU 26 709-1716 .413 671-915 .733 1048 40.3 505 2089 80.3
 Opponents 26 661-1698 .389 576-852 .676 1066 41.0 523 1898 73.0

Assistant Coach: Bob Prewitt
 Captain: Art Barnes
 Manager: B. H. Smith

ATTENDANCE SUMMARY

HOME	GAMES		AVG
	TOT	2,167	
10	21,669	2,167	

1954-55 FRESHMAN BASKETBALL
 Coach: Bob Prewitt
 Tyler JC W 102-85
 Paris JC W 84-69
 Tyler JC L 80-93
 Arlington State W 79-70
 Lon Morris L 83-107
 TCU W 73-69
 Baylor L 77-86
 Kilgore JC W 81-75
 TCU L 72-76
 Baylor W 74-72
 Lon Morris L 83-92

20 - Bill Eldridge - G
 Peyton Gibner
 22 - Rick Herrscher - C (captain)
 Ben James
 Gary Lookie
 Butch Matthews
 33 - George Moore - F
 23 - Herschel O'Kelley - F
 12 - Neal Velvin - G
 Bob Vites
 Manager: Richard Musgrave



1955-56		26-4, 12-0	
E.O. (DOC) HAYES		SWC CHAMPIONS, NCAA FINAL FOUR	
D1	NORTH TEXAS STATE	W	82-67
D3	AUSTIN COLLEGE	W	94-56
D6	TEXAS WESLEYAN	W	65-42
D9	at [4] Iowa	L	62-80
D10	at [20] Minnesota	W, ot	82-81
D12	at Wisconsin	W	75-62
D17	[18] KANSAS	W	81-61
D21	at Kansas	L	58-62
D22	at Wichita State	W	85-67
D28	Arkansas (N1)	W	67-62
D29	Southern Cal (N1)	W	70-64
D30	at Rice (N1)	W, ot	76-73
J4	RICE*	W	87-65
J7	at Texas*	W	66-63
J10	TEXAS A&M*	W [19]	97-68
J28	TCU*	W [18]	105-64
J31	at Baylor*	W [17]	92-72
F4	at Arkansas*	W [17]	58-53
F7	TEXAS*	W [15]	109-96
F15	at TCU*	W [12]	26-22
F18	at Texas A&M*	W [12]	92-80
F21	BAYLOR*	W [12]	89-68
F25	ARKANSAS*	W [12]	80-72
F28	at Rice*	W [9]	89-75
	vs All-Air Force	W [9]	88-77
M13	Texas Tech (N2)	W [8]	68-67
M16	[17] Houston (N3)	W [8]	69-74
M17	[16] Oklahoma City (N3)	W [8]	84-63
M22	[1] San Francisco (N4)	L [8]	68-66
M23	[13] Temple (N4)	L [8]	81-90

RECORD:	OVERALL	HOME	AWAY	NEUTRAL							
ALL GAMES	26-4	10-0	10-2	6-2							
CONFERENCE	12-0	6-0	6-0								
NON-CONFERENCE	14-4	4-0	4-2	6-2							
#	Player	GP	FG-FGA	Pct	FT-FTA	Pct	Reb	Avg	PF	Pts	Avg
32	Jim Krebs (Jr.) C	30	228-532	.429	118-156	.756	299	10.0	77	574	19.1
24	Bobby Mills (Jr.) G	30	116-274	.423	158-203	.778	67	2.2	43	390	13.0
20	Joel Krog (Sr.) F	30	135-338	.399	90-117	.769	275	9.2	62	360	12.0
11	Larry Showalter (Jr.) F	30	125-291	.430	79-95	.832	170	5.7	63	329	11.0
30	Ron Morris (Sr.) G	30	91-196	.464	123-151	.815	122	4.1	80	305	10.2
15	Rick Herrscher (So.) F	30	48-131	.366	71-91	.780	79	2.6	49	167	5.6
31	Tom Miller (Sr.) C	30	39-71	.549	47-69	.681	60	2.0	48	125	4.2
45	Bob McGregor (Jr.) F	15	15-25	.600	2-7	.286	12	13	32		
44	Bill Eldridge (So.) G	8	8-20	.400	8-12	.667	8	7	24		
16	Carl Scharffenberger (Sr.) F	8	8-15	.533	6-14	.429	14	14	22		
22	Herschel O'Kelley (So.) F	7	6-18	.333	7-11	.636	13	9	19		
13	George "Pepper" Lee (Sr.) G	13	4-13	.308	3-6	.500	2	4	11		
	Others		1-6	.167	3-7	.429		2	5		
	Don Carter - F										
	Oscar Furlong - F										
	TEAM*	30		1-1	1.000					2	
	SMU	30	825-1931	.427	715-939	.761	1202	40.1	471	2365	78.8
	Opponents	30	766-2087	.367	500-760	.658	1164	38.8	540	2032	67.7

1955-56 FRESHMAN BASKETBALL											
Coach: Bob Prewitt											
D5	HENDERSON	W	86-64								
D7	KILGORE	L	70-77								
D15	ARLINGTON STATE	W	83-63								
J9	LON MORRIS	W	61-57								
J26	at Tyler	L	68-89								
J28	TCU	L	56-57								
J31	at Baylor	L	55-69								
F6	at Kilgore	W	68-66								
F9	at Lon Morris	L	61-66								
F13	TYLER	W	77-74								
F15	at TCU	W	74-61								
F21	BAYLOR	L	52-58								
25 - A.C. Black - C											
11 - Al Blakes - F											
22 - Al Brown - G											
44 - Bob Buddendorf - F											
31 - John Causbie - C											
45 - Aaron Comerio - G											
14 - Tom Floberg - G											
10 - Ellis Minton - G											
13 - Cecil Murray - G											
33 - Don Stewart - F											
ATTENDANCE SUMMARY											
GAMES TOT AVG											
HOME 11 26,503 2,409											

Assistant Coach: Bob Prewitt
 Captain: Joel Krog
 Trainer: Wayne Rudy
 Manager: Charles W. Logan

1956-57		22-4, 11-1	
E.O. (DOC) HAYES		SWC CHAMPIONS, NCAA	
D3	McMURRY	W	113-36
D5	OKLAHOMA CITY	W	78-62
D8	MINNESOTA	W	91-84
D11	WICHITA STATE	W [5]	93-70
D15	XAVIER (OHIO)	W [5]	92-71
D17	TEXAS TECH	W [5]	101-72
D21	at [7] Kentucky (N1)	L [4]	67-73
D22	Dayton (N1)	W [4]	67-59
D27	TCU (N2)	W [7]	74-65
D28	Texas A&M (N2)	W [7]	68-46
D29	Arkansas (N2)	W [7]	64-60
J2	BAYLOR*	W [4]	79-64
J8	at Texas A&M*	W [4]	62-53
J12	at TCU*	W [4]	78-63
J15	RICE*	W [3]	59-57
J18	at Texas*	L [3]	68-77
F2	ARKANSAS*	W [6]	69-55
F5	at Baylor*	W [4]	83-76
F9	at Texas Tech	L [4]	67-68
F12	TEXAS*	W [6]	79-56
F19	TEXAS A&M*	W [6]	71-55
F23	at Rice*	W [6]	75-72
F26	TCU*	W [4]	86-75
M2	at Arkansas*	W [4]	87-59
M15	[2] KANSAS (N3)	L, ot [4]	65-73
M16	[10] SAINT LOUIS (N3)	W [4]	78-68

RECORD:	OVERALL	HOME	AWAY	NEUTRAL							
ALL GAMES	22-4	13-1	5-3	4-0							
CONFERENCE	11-1	6-0	5-1								
NON-CONFERENCE	11-3	7-1	0-2	4-0							
#	Player	GP	FG-FGA	Pct	FT-FTA	Pct	Reb	Avg	PF	Pts	Avg
32	Jim Krebs (Sr.)	26	233-486	.479	158-200	.790	313	12.0	78	624	24.0
24	Bobby Mills (Sr.)	26	128-299	.428	117-156	.750	91	3.5	23	373	14.3
15	Rick Herrscher (Jr.)	26	118-250	.472	78-103	.757	186	7.2	59	314	12.1
11	Larry Showalter (Sr.)	26	110-274	.401	68-86	.791	195	7.5	58	288	11.1
22	Ned Duncan (Jr.)	24	80-238	.336	57-80	.713	100	4.2	37	217	9.0
45	Bob McGregor (Sr.)	24	46-102	.451	44-76	.579	122	5.1	37	136	5.7
13	Herschel O'Kelley (Jr.)	13	6-20	.300	6-11	.545	10	0.8	4	18	1.4
30	Bill Eldridge (Jr.) G	12	6-12	.500	5-7	.714	3	0.3	4	17	1.4
44	Bob Buddendorf (So.)	7	2-4	.500	4-8	.500	4	0.6	1	8	1.1
10	Ellis Minton (So.)	10	3-7	.429	1-6	.167	5	0.5	4	7	0.7
20	Albert Brown (So.)	17	2-14	.143	8-11	.727	14	0.8	12	12	0.7
8	Bob Knapo (So.)	8	1-8	.125	1-2	.500	10	1.3	2	3	0.4
26	SMU	26	735-1714	.429	547-746	.733	1202	46.2	319	2017	77.6
26	Opponents	26	660-1674	.394	349-526	.663	999	38.4	434	1669	64.2

1956-57 FRESHMAN BASKETBALL											
Coach: Bob Prewitt											
D3	TYLER JC	W	86-74								
D5	OKLAHOMA CITY	W	97-55								
D15	KILGORE JC	W	58-57								
D17	ARLINGTON STATE	W	102-50								
J7	at Kilgore JC	W	57-46								
J2	BAYLOR	W	90-58								
J12	at TCU	W	72-64								
F5	at Baylor	W	73-69								
	at Lon Morris JC	W	84-77								
F18	at Tyler JC	L	77-79								
F21	LON MORRIS JC	W	81-76								
F26	TCU	W	115-74								
27 - Carter Creech											
31 - Bobby Elder											
45 - John Engelman											
22 - George Finley											
11 - Bobby James											
40 - Wilbur Marsh											
20 - Kim Nash											
14 - Jerry Wolf											
12 - Max Williams											
ATTENDANCE SUMMARY											
GAMES TOT AVG											
HOME 12 64,471 5,372											

Assistant Coach: Bob Prewitt
 Captain: Bobby Mills
 Trainer: Wayne Rudy
 Manager: BenSmith

1957-58		15-10, 9-5	
E.O. (DOC) HAYES		SWC CO-CHAMPIONS (Arkansas)	
D2	at Minnesota	L	52-66
D3	at Iowa	L	60-65
D9	HAMLIN	W	66-50
D12	at Oklahoma	L	58-66
D14	VANDERBILT	W	72-58
D16	[3] KENTUCKY	W	65-64
D19	AUBURN	W	75-65
D26	Texas Tech (N1)	L, ot	70-72
D27	Texas A&M (N1)	W	59-49
D28	Texas (N1)	W	83-75
J4	BAYLOR*	W	63-51
J7	at Rice*	L	74-78
J10	TEXAS*	W	82-68
J13	at Texas Tech*	W	84-80
J17	at Texas A&M*	L	36-44
F1	ARKANSAS*	W	49-46
F8	TCU*	W	84-67
F11	at Arkansas*	L	63-65
F15	at TCU*	L	71-82
F18	RICE*	W	70-59
F22	TEXAS TECH*	W	66-56
F25	at Texas*	W	89-73
M1	TEXAS A&M*	L	42-43
M4	at Baylor*	L	77-52
	Arkansas (N2)	L	56-61

RECORD:	OVERALL	HOME	AWAY	NEUTRAL							
ALL GAMES	15-10	10-1	3-7	2-2							
CONFERENCE	9-5	6-1	3-4								
NON-CONFERENCE	6-5	4-0	0-3	2-2							
#	Player	GP	FG-FGA	Pct	FT-FTA	Pct	Reb	Avg	PF	Pts	Avg
15	Rick Herrscher (Sr.)F	25	166-389	.427	106-140	.757	184	7.4	50	438	17.5
11	Bobby James (So.) C	25	139-351	.396	49-70	.700	236	9.4	49	327	13.1
12	Max Williams (So.) G	25	100-254	.394	66-87	.759	86	3.4	53	266	10.6
25	Wilbur Marsh (So.)	25	90-215	.419	45-79	.570	179	7.2	59	225	9.0
22	Ned Duncan (Sr.) F	25	85-200	.425	30-53	.566	76	3.0	26	200	8.0
24	Kim Nash (So.) G	25	41-104	.394	27-44	.614	58	2.3	21	109	4.4
20	Albert Brown (Jr.) F	25	30-78	.385	14-24	.583	67	2.7	22	74	3.0
33	Carter Creech (So.)	25	5-15	.333	2-3	.667	9	5	12	0.8	
10	Ellis Minton (Jr.)	0	0-0		0-1	.000	0	0	0		
30	Bill Eldridge (Sr.) G	1	1-1	1.000	6-8	.750	0	1	8		
40	Bob Elder (So.)	0	0-0		0-0		0	0	0		
31	Herschel O'Kelley (Sr.) F	0	0-1	.000	2-2	1.000	1	1	2		
35	John Engelman (So.)	0	2-10	.200	0-4	.000	5	3	4		
25	SMU	25	659-1618	.407	347-515	.674	1003	40.1	290	1665	66.6
25	Opponents	25	656-1804	.364	243-376	.646	1140	45.6	386	1555	62.2

1957-58 FRESHMAN BASKETBALL											
Coach: Bob Prewitt											
D9	TYLER JC	W	74-53								
D11	at Lon Morris	L	64-78								
D14	KILGORE JC	L	59-74								
D19	LON MORRIS	L	66-81								
J8	BAYLOR	W	52-44								
F5	at North Texas State	W	76-56								
F8	TCU	W	65-61								
F13	NORTH TEXAS ST.	W	90-56								
F15	at TCU	W	58-57								
F19	at Kilgore JC	L	52-80								
F27	at Tyler JC	W	70-67								
M4	at Baylor	L	56-60								
22 - D. Jansen											
31 - J. Kaufmann											
15 - B. Smith											
45 - Steve Strange -											



1959-60
E.O. (DOC) HAYES
17-7, 10-4

D3	at Minnesota	W	73-60
D5	at Iowa	L	58-89
D8	OKLAHOMA CITY	W	67-56
D12	VANDERBILT	W	86-67
D15	at Oklahoma	L	57-65
D18	at Tulane	W	86-61
D21	GEORGIA TECH	W	80-71
D28	Texas Tech (N1)	W	85-65
D29	Arkansas (N1)	W	67-56
D30	Texas A&M (N1)	L	55-58
J5	at Texas*	L	56-58
J9	TEXAS TECH*	W	49-44
J12	at [10] Texas A&M*	W	66-64
J15	BAYLOR*	W	73-71
F3	at TCU*	W	79-73
F6	at Arkansas*	W	72-70
F9	RICE*	W	66-52
F13	TEXAS*	L	65-69
F16	at Rice*	W	75-58
F20	TCU*	W	98-67
F23	[18] TEXAS A&M*	W	81-53
F26	at Baylor*	L	61-68
F29	at Texas Tech*	L	69-71
M2	ARKANSAS*	W	93-82

N1-SWC Christmas Tourney at Houston, Texas (Autri Court)

RECORD:
ALL GAMES
CONFERENCE
NON-CONFERENCE

OVERALL
17-7
10-4
7-3

HOME
9-1
6-1
3-0

AWAY
6-5
4-3
2-2

NEUTRAL
2-1

#	Player	GP	FG-FGA	Pct	FT-FTA	Pct	Reb	Avg	PF	Pts	Avg
32	Steve Strange (Jr.) C	24	157-356	.441	100-137	.730	258	10.8	77	414	17.3
12	Max Williams (Sr.) G	24	123-287	.429	98-126	.778	111	4.6	72	344	14.3
25	Wilbur Marsh (Sr.) F	24	104-256	.406	72-107	.673	164	6.8	61	280	11.7
21	Jan Loudermilk (So.) C	24	77-185	.416	80-122	.656	188	7.8	76	234	9.8
24	Kim Nash (Sr.) G	24	84-198	.424	43-56	.768	104	4.3	70	211	8.8
23	Carter Creech (Sr.) F	23	53-136	.390	22-27	.815	67	2.9	30	128	5.6
13	Bruce Mills (So.) G	21	19-51	.373	18-32	.563	19	0.9	22	56	2.7
33	Jim Hammond (So.)	13	10-32	.313	7-11	.636	28	2.2	5	27	2.1
15	Jon Larson (So.) G	13	5-15	.333	0-1	.000	12	0.9	9	10	0.8
10	Steve Jordan (So.)	9	2-8	.250	2-3	.667	12	1.3	11	6	0.7
14	Bobby Smith (Jr.)	9	0-1	.000	5-6	.833	4	0.4	5	5	0.6
22	Winnie Knickerbocker (So.)	9	1-7	.143	0-0	.000	5	0.6	1	2	0.2
SMU		24	635-1532	.414	447-628	.712	1165	48.5	439	1717	71.5
Opponents		24	576-1488	.387	396-598	.662	1027	42.8	450	1548	64.5

Assistant Coach: Bob Prewitt
Captains: Carter Creech & Kim Nash
Trainer: Wayne Rudy
Manager: Bob Sterchi

ATTENDANCE SUMMARY
GAMES
HOME 10 6,647
SWC HOME 7 7,148

1959-60 FRESHMAN BASKETBALL

Coach: Bob Prewitt	8-4
Lon Morris	W 69-65
Kilgore JC	W 82-73
North Texas	L 66-67
Baylor	W 67-60
Tyler JC	L 75-86
TCU	W 64-63
Lon Morris	L 67-69
North Texas	W 99-57
Tyler JC	W 88-77
Kilgore JC	W 90-74
TCU	L 64-69
Baylor	W 71-69

22 - Tommy Borders - G
33 - John Driver - F
Dennis Ewald
Dick Hicks
Bob Nussbaumer
Paul Peterson
31 - Dave Siegmund - C
20 - James Thompson
24 - John White - G

1960-61
E.O. (DOC) HAYES
12-12, 6-8

D2	at Oklahoma City	L	78-84
D6	FLORIDA	W	74-64
D9	at Georgia Tech	L	64-67
D10	at Vanderbilt	L	64-76
D13	OKLAHOMA	W	67-61
D17	TULANE	W	83-67
D19	MINNESOTA	W	63-60
D27	at [8] Saint Louis	L	50-74
D30	ALABAMA	L	64-57
J7	TEXAS TECH*	W	68-70
J10	BAYLOR*	W	75-64
J14	at TCU*	W	67-64
J27	OKLAHOMA CITY	W	68-67
F1	RICE*	W	65-53
F4	at Texas A&M*	L	66-80
F7	TEXAS*	L	70-63
F11	at Texas Tech*	L	67-68
F14	TCU*	W	79-68
F18	at Texas*	L	65-71
F21	TEXAS A&M*	W	65-61
F24	at Rice*	L	62-64
F27	ARKANSAS*	L, ot	82-88
M2	at Baylor*	L	63-77

RECORD:
ALL GAMES
CONFERENCE
NON-CONFERENCE

OVERALL
12-12
6-8
6-4

HOME
11-2
5-2
6-0

AWAY
1-10
1-6
0-4

NEUTRAL
0-0

#	Player	GP	FG-FGA	Pct	FT-FTA	Pct	Reb	Avg	PF	Pts	Avg
32	Steve Strange (Sr.) C	24	181-435	.416	96-146	.658	211	8.8	63	458	19.1
21	Jan Loudermilk (Jr.) F	21	108-261	.414	123-167	.737	191	9.1	72	339	16.1
15	Jon Larson (Jr.) G	24	109-258	.422	64-81	.790	61	2.5	55	282	11.8
33	Jim Hammond (Jr.) F	24	108-229	.472	40-54	.741	171	7.1	40	256	10.7
24	James Thompson (So.) G	24	69-160	.431	66-81	.815	125	5.2	75	204	8.5
10	Steve Jordan (Jr.) F	23	33-107	.308	24-47	.511	119	5.2	29	90	3.9
25	David Siegmund (So.) C	13	7-18	.389	6-12	.500	24	1.8	15	20	1.5
22	Winnie Knickerbocker (Jr.)	7	2-2	1.000	1-2	.500	2	0.3	2	5	0.7
23	Jon White (So.) G	15	1-3	.333	5-12	.417	12	0.8	10	7	0.5
14	Bobby Smith (Sr.)	7	1-5	.200	0-3	.000	2	0.3	1	2	0.3
13	John Driver (So.)	6	0-1	.000	0-0	.000	1	0.2	0	0	0.0
SMU		24	619-1479	.419	425-605	.702	1077	44.9	362	1663	69.3
Opponents		24	650-1618	.402	364-542	.672	1109	46.2	450	1664	69.3

Assistant Coach: Bob Prewitt
Captain: Steve Strange
Trainer: Eddie Lane
Manager: Bob Sterchi

ATTENDANCE SUMMARY
GAMES
HOME 13 5,002
SWC HOME 7 5,732

1960-61 FRESHMAN BASKETBALL

Coach: Bob Prewitt	8-4		
D1	at Lon Morris JC	L	71-89
D5	at Tyler JC	L	65-117
D7	at North Texas State	W	80-62
D14	KILGORE JC	W	49-48
J10	BAYLOR	W	85-71
J14	at TCU	W	75-54
J30	at Kilgore JC	L	83-99
F2	Lon MORRIS JC	W	75-62
F6	TYLER JC	W	79-77
F14	TCU	W	91-65
F23	NORTH TEXAS ST.	W	114-65
M2	at Baylor	L, ot	73-78

12 - Carroll Albaugh
20 - Jim Brockman
22 - Frank Bumstead
Gary Coker
14 - Bob Davis
25 - Gene Elmore
35 - Tom Hillary
32 - Mike Marsh
31 - Dave Somerville
Manager: Billy Smith

1961-62
E.O. (DOC) HAYES
SWC CO-CHAMPIONS (Texas Tech)
18-7, 11-3

D1	GEORGIA TECH	W	67-55
D5	at Oklahoma	W	61-52
D7	at Nebraska	L	60-63
D9	at Minnesota	L	63-70
D12	OKLAHOMA CITY	W	83-70
D16	at Tulane	W	70-75
D18	at Alabama	W	71-66
D21	VANDERBILT	W	91-73
D29	SAINT LOUIS	W	63-53
J4	at TCU*	W	70-53
J6	BAYLOR*	W	73-60
J9	at Arkansas*	W	77-70
J12	at Texas A&M*	L	55-75
J17	at Oklahoma City	W	87-66
J30	TEXAS TECH*	L	63-79
F3	at Rice*	L	53-61
F6	TEXAS*	W, ot	84-82
F10	TEXAS A&M*	W	59-54
F13	at Texas Tech*	W	68-63
F17	RICE*	W	68-63
F20	at Texas*	W	69-64
F24	TCU*	W	96-86
F27	at Baylor*	W	69-52
M6	ARKANSAS*	W	84-81
M9	Texas Tech (N1)	L	67-71

N1-SWC Playoff at Fort Worth, Texas

RECORD:
ALL GAMES
CONFERENCE
NON-CONFERENCE

OVERALL
18-7
11-3
7-4

HOME
10-1
6-1
4-0

AWAY
8-5
5-2
3-3

NEUTRAL
0-1

#	Player	GP	FG-FGA	Pct	FT-FTA	Pct	Reb	Avg	PF	Pts	Avg
25	Jan Loudermilk (Sr.) F/C	25	160-348	.460	203-239	.849	236	9.4	89	523	20.9
25	David Siegmund (Jr.) C	25	124-272	.456	95-140	.679	151	6.0	51	343	13.7
24	James Thompson (Jr.) G	24	93-196	.474	84-109	.771	116	4.8	78	270	11.3
25	Jim Hammond (Sr.) F	25	87-227	.383	68-83	.819	147	5.9	62	242	9.7
25	Jim Brockman (So.) G	25	36-92	.391	22-27	.815	34	1.4	21	94	3.8
23	1 Gene Elmore (Sr.) F/C	23	32-81	.395	17-22	.773	64	2.8	34	81	3.5
13	Mike Marsh (So.)	13	13-29	.448	16-28	.571	21	1.6	16	42	3.2
25	Frank Bumstead (So.) G	25	30-92	.326	18-29	.621	40	1.6	69	78	3.1
23	Steve Jordan (Sr.) F/G	23	20-72	.278	24-34	.706	84	3.7	45	64	2.8
11	Dave Somerville (So.)	11	7-18	.389	3-3	1.000	9	0.8	4	17	1.5
14	Tommy Borders (Jr.)	14	4-17	.235	2-3	.667	5	0.4	6	10	0.7
4	John Driver (Jr.)	4	0-0	.000	0-1	.000	1	0.3	1	0	0.0
SMU		25	606-1444	.420	552-718	.769	1112	44.5	476	1764	70.6
Opponents		25	609-1602	.380	429-636	.675	1092	43.7	536	1647	65.9

Assistant Coach: Bob Prewitt
Captain: Jim Hammond
Trainer: Eddie Lane
Managers: Bill A. Smith & Bob Sterchi

ATTENDANCE SUMMARY
GAMES
HOME 11 6,665
SWC HOME 7 7,803

1961-62 FRESHMAN BASKETBALL

Coach: Bob Prewitt			
D4	at Lon Morris JC		
D13	at Tyler JC		
D15	KILGORE JC		
J4	at TCU		
J6	BAYLOR		
J11	NORTH TEXAS ST.		
F1	Lon MORERIS JC		
F7	TYLER JC		
F12	at North Texas State		
F15	at Kilgore JC		
F24	TCU		
F27	at Baylor		

33 - G. Dalferes
12 - R. Hames
31 - R. Merritt
H. Pollock
14 - R. Reagan
32 - Joe Smith - C
24 - Bill Ward - F
15 - Hank Wendorf - G

1962-63
E.O. (DOC) HAYES
12-12, 6-8

D1	at Oklahoma City	W	55-53
D4	OKLAHOMA	L	83-96
D6	at Georgia Tech	L	56-73
D8	at Vanderbilt	L	62-69
D13	LSU	W	83-68
D15	TULANE	W	99-75
D17	NORTHWESTERN	W	80-75
D20	MINNESOTA	W	100-80
D28	TULSA	W	73-71
J3	ARKANSAS*	L	71-73
J5	at Baylor*	L	58-62
J8	TEXAS TECH*	W	70-61
J12	TEXAS A&M*	W	71-68
J26	OKLAHOMA CITY	L, ot	90-94
F2	at Rice*	L, ot	72-75
F5	TCU*	W	92-80
F9	at Texas*	L	62-77
F12	at Texas A&M*	L	70-76
F16	RICE*	W	89-79
F19	at TCU*	W	109-98
F23	TEXAS*	L	76-92
F26	at Arkansas*	L	79-82
M2	BAYLOR*	L	72-73
M5	at Texas Tech*	W	88-87

RECORD:
ALL GAMES
CONFERENCE
NON-CONFERENCE

OVERALL
12-12
6-8
6-4

HOME
9-5
4-3
5-2

AWAY
3-7
2-5
1-2

NEUTRAL
0-0

#	Player	GP	FG-FGA	Pct	FT-FTA	Pct	Reb	Avg	PF	Pts	Avg
25	David Siegmund (Sr.) C	24	152-297	.512	113-155	.729	164	6.8	63	417	17.4
24	James Thompson (Sr.) G	24	116-242	.479	134-158	.848	128	5.3	88	366	15.3
22	1 Gene Elmore (Jr.) F/C	22	105-233	.451	57-83	.687	147	6.7	80	267	12.1
24	Jim Smith (So.) C	24	82-183	.448	60-87	.690	140	5.8	59	224	9.3
24	Bill Ward (So.) F	24	55-126	.437	67-96	.698	97	4.0	49	177	7.4
23	Dave Somerville (Jr.) F	22	60-141	.426	21-30	.700	94	4.3	53	141	6.4
24	Jim Brockman (Jr.) G	24	51-137	.372	19-25	.760	32	1.3	35	121	5.0
21	Frank Bumstead (Jr.) G	21	26-83	.313	15-22	.682	36	1.7	36	67	3.2
20	Hank Wendorf (So.) G	20	18-43	.419	13-16	.813	23	1.2	19	49	2.5
12	John Driver (Sr.) F	12	11-24	.458	5-9	.556	15	1.3	3	27	2.3
7	Bob Davis (Jr.) G	7	1-1	1.000	2-2	1.000	1	0.1	6	4	0.6
6	Tommy Borders (Sr.) G	6	0-4	.000	0-1	.000	1	0.2	1		



**1963-64
E.O. (DOC) HAYES
12-12, 8-6**

D3	VANDERBILT	L	60-79
D5	at LSU	L	62-66
D7	at Oklahoma	W	63-72
D10	OKLAHOMA CITY	L	90-95
D12	at Iowa	L	70-73
D14	at Northwestern	L	79-88
D17	GEORGIA TECH	W	97-75
D20	AUBURN	W	84-70
D28	STANFORD	L	70-80
J4	TEXAS A&M*	L	61-75
J7	at Baylor*	W	85-65
J11	RICE*	W	79-73
J25	at Oklahoma City	W	79-73
F1	TCU*	W	79-67
F4	at Texas*	W, ot	76-74
F8	TEXAS TECH*	L	83-85
F11	at Arkansas*	L	71-83
F15	at TCU*	W	85-75
F18	TEXAS*	W	82-66
F22	at Texas Tech*	L	83-94
F25	ARKANSAS*	W	86-71
F28	at Texas A&M*	L	70-75
M3	BAYLOR*	W	95-76
M5	at Rice*	L	90-97

RECORD: ALL GAMES 12-12 CONFERENCE 8-6 NON-CONFERENCE 4-6

OVERALL 12-12

HOME 7-5

AWAY 5-7

NEUTRAL 0-0

#	Player	GP	FG-FGA	Pct	FT-FTA	Pct	Reb	Avg	PF	Pts	Avg
11	Gene Elmore (Sr.) F	24	195-448	.435	96-144	.667	279	11.6	78	486	20.3
30	Jim Brockman (Sr.) G	24	126-319	.395	66-83	.795	66	2.8	58	138	13.3
25	Carroll Hooser (So.) F/C	24	122-275	.444	65-94	.691	184	7.7	81	309	12.9
13	John Ramsay (So.) F	17	57-117	.487	11-16	.688	76	4.5	34	125	7.4
33	Bill Ward (Jr.) F	24	51-141	.362	64-83	.771	96	4.0	43	166	6.9
10	Hank Wendorf (Jr.) F	24	51-124	.411	47-59	.797	55	2.3	34	149	6.2
32	Jim Smith (Jr.) C	23	49-123	.398	36-44	.818	99	4.3	46	134	5.8
35	Mike Marsh (Jr.) C	18	31-79	.392	38-50	.760	58	3.2	42	100	5.6
22	Frank Bumstead (Sr.) G	23	25-67	.373	25-32	.781	32	1.4	21	75	3.3
23	Dave Somerville (Sr.) F	13	13-28	.464	2-6	.333	20	1.5	12	28	2.2
14	Bobby Carpenter (Jr.) G	11	9-18	.500	4-6	.667	13	1.2	11	22	2.0
12	Dave Fearheller (So.) F	0									
24	Mike Harvey (So.) F	0									
	SMU	24	729-1739	.419	454-617	.736	1156	48.2	460	1912	79.7
	Opponents	24	727-1670	.435	396-579	.684	1133	47.2	478	1850	77.1

Assistant Coach: Bob Prewitt
Captain: Gene Elmore
Trainer: Eddie Lane
Manager: Bill A. Smith

1963-64 FRESHMAN BASKETBALL

Coach: Bob Prewitt

D2	KILGORE JC	W	84-66
D9	at North Texas State	W	76-62
D18	at Tyler JC	W	93-92
J7	at Baylor	W	75-63
J23	at Kilgore JC	L	75-89
F1	TCU	W	81-71
F6	NORTH TEXAS ST.	W	95-79
F13	LON MORRIS JC	W	91-75
F15	at TCU	L	92-110
F24	at Lon Morris JC	L	79-82
F27	TYLER JC	W	112-86
M3	BAYLOR	W	115-98
12	Charles Beasley - F		
32	Bob Begert		
	Buddy Bridges		
20	Don Donnelly		
	Scott Dykema		
14	Denny Holman - G		
30	Sam Howarth		
35	Bob Jones - G		
24	Bob Ross		
22	Andy Smith		
10	John Stewart		
	Manager: R. Manning		

**1964-65
E.O. (DOC) HAYES
SWC CO-CHAMPIONS (Texas), NCAA
17-10, 10-4**

D1	OKLAHOMA CITY	W	89-76
D3	at Georgia Tech	L	75-83
D5	at [6] Vanderbilt	L	67-99
D8	TULSA	L	50-69
D12	LSU	W	98-75
D15	at Oklahoma City	L	72-81
D19	TULANE	W	80-58
D23	MISSOURI	W	78-73
D28	at Memphis State (N1)	L, ot	92-95
D29	[9] Saint Louis (N1)	W	92-79
J5	at Rice*	W	64-62
J9	TEXAS A&M*	W	89-77
J26	at Texas Tech*	L	89-107
J30	TEXAS*	L	79-89
F2	TCU*	W	110-94
F6	at Arkansas*	W	84-76
F9	at Baylor*	W	76-74
F13	TEXAS TECH*	L	72-82
F16	at TCU*	W	96-95
F20	at Texas*	W	73-70
F23	RICE*	W	100-80
F27	BAYLOR*	W	80-70
M2	at Texas A&M*	L	81-94
M4	ARKANSAS*	W	88-75
M8	Texas (N2)	W	80-78
M12	Wichita State (N3)	L	81-86
M13	Houston (N3)	W	89-87

N1-Memphis St. Invitational at Memphis, Tenn.
N2-SWC Playoff at Waco, Texas
N3-NCAA Midwest Regional at Manhattan, Kan.

RECORD: ALL GAMES 17-10 CONFERENCE 10-4 NON-CONFERENCE 7-6

OVERALL 17-10

HOME 9-3

AWAY 5-6

NEUTRAL 3-1

#	Player	GP	FG-FGA	Pct	FT-FTA	Pct	Reb	Avg	PF	Pts	Avg
25	Carroll Hooser (Jr.) F	27	173-347	.499	81-130	.623	265	9.8	98	427	15.8
33	Bill Ward (Sr.) F	27	132-279	.473	130-167	.778	191	7.1	61	394	14.6
23	Charles Beasley (So.) G	27	133-276	.482	79-100	.790	83	3.1	61	345	12.8
11	Bob Begert (So.) C	26	102-220	.464	85-122	.697	167	6.4	64	289	11.1
15	Denny Holman (So.) G	27	83-184	.451	102-142	.718	77	2.9	75	268	9.9
32	Jim Smith (Sr.) C	27	94-261	.360	58-96	.604	176	6.5	60	246	9.1
10	Hank Wendorf (Sr.) G	27	29-86	.337	41-51	.804	47	1.7	41	99	3.7
35	Mike Marsh (Sr.) C	11	9-21	.429	15-21	.714	25	2.3	14	33	3.0
34	Bob Jones (So.) G	20	23-48	.479	7-11	.636	12	0.6	17	53	2.7
14	Bobby Carpenter (Sr.) G	16	18-43	.419	7-9	.778	9	0.6	9	43	2.7
31	John Ramsay (Jr.)	13	5-12	.417	5-9	.556	12	0.9	10	15	1.2
	SMU	27	801-1777	.451	610-858	.711	1232	45.6	510	2212	81.9
	Opponents	27	857-1921	.446	470-659	.713	1245	46.1	622	2184	80.9

Assistant Coach: Bob Prewitt
Captains: Jim Smith & Bill Ward
Trainer: Eddie Lane
Manager: Russ Manning

1964-65 FRESHMAN BASKETBALL

Coach: Bob Prewitt

D2	LON MORRIS JC	L	76-96
D9	KILGORE JC	L	84-97
D12	NORTH TEXAS ST.	W	73-67
D14	at Kilgore JC	L	73-114
D18	at North Texas State	W	68-65
J25	TYLER JC	L	74-106
J28	at Lon Morris JC	L	65-70
F2	TCU	L	72-79
F9	at Baylor	L	61-62
F16	at TCU	L	87-101
F18	at Tyler JC	L	94-101
F27	BAYLOR	W	81-69
35	Bill Darrough		
11	Greg Emrick		
	Bob Forster		
33	Randy Henry		
31	John Higginbotham		
14	Tom Hummel		
22	Roby Morris		
12	Bill Rainer		
32	Stan Slaughter		
10	Bruce Sparling		
	Manager: Larry Bender		
	Manager: Roy Hohl		

**1965-66
E.O. (DOC) HAYES
SWC CHAMPIONS, NCAA
17-9, 11-3**

D2	at Oklahoma City	L	90-97
D4	GEORGIA TECH	W	83-73
D7	OKLAHOMA	W	97-78
D10	at LSU	L	88-91
D11	at Tulane	W	78-69
D14	OKLAHOMA CITY	W	92-81
D17	Western Kentucky (N1)	L	68-82
D18	Army (N1)	L	51-64
D21	CENTENARY	L	81-87
D30	CONNECTICUT	W	80-66
J4	at Texas A&M*	L	78-85
J8	TEXAS*	W	99-78
J22	at Texas Tech*	L	83-100
J29	TCU*	L	89-97
F2	at Arkansas*	W	75-74
F5	RICE*	W	112-89
F8	BAYLOR*	W	95-65
F11	at Rice*	W	99-79
F15	at Baylor*	W	68-66
F19	ARKANSAS*	W	67-66
F22	TEXAS A&M*	W	82-65
F26	at Texas*	W	71-69
F28	at TCU*	W, ot	100-96
M3	TEXAS TECH*	W	99-89
M11	[4] Kansas (N2)	L	90-96
M12	[7] Cincinnati (N2)	W	89-84

N1-Vanderbilt Invitational at Nashville, Tenn.
N2-NCAA Midwest Regional at Lubbock, Texas

RECORD: ALL GAMES 17-9 CONFERENCE 11-3 NON-CONFERENCE 6-6

OVERALL 17-9

HOME 10-2

AWAY 6-4

NEUTRAL 1-3

#	Player	GP	FG-FGA	Pct	FT-FTA	Pct	Reb	Avg	PF	Pts	Avg
25	Carroll Hooser (Sr.) C	24	186-350	.531	111-146	.760	238	9.9	89	483	20.1
23	Charles Beasley (Jr.) F	26	174-348	.500	137-158	.867	148	5.7	62	485	18.7
15	Denny Holman (Jr.) G	22	112-221	.507	74-97	.763	109	5.0	56	298	13.5
11	Bob Begert (Jr.) F	26	122-247	.494	89-136	.654	198	7.6	87	333	12.8
34	Bob Jones (Jr.) G	26	76-171	.444	35-39	.897	38	1.5	44	187	7.2
35	John Higginbotham (So.) C	26	69-156	.442	46-63	.730	103	4.0	47	184	7.1
31	John Ramsay (Sr.) C	26	62-131	.473	30-44	.682	102	3.9	47	154	5.9
24	Mike Harvey (Sr.) G	9	6-20	.300	10-12	.833	13	1.4	6	22	2.4
12	Stan Slaughter (So.) F	12	9-20	.450	2-3	.667	12	1.0	4	20	1.7
10	Bill Rainer (So.) G	16	4-15	.267	6-13	.462	19	1.2	11	14	0.9
22	Roby Morris (So.)	6	1-2	.500	2-3	.667	0	0.0	0	4	0.7
	SMU	26	821-1681	.488	542-714	.759	1154	44.4	453	2184	84.0
	Opponents	26	814-1895	.430	438-618	.709	1134	43.6	534	2066	79.5

Assistant Coach: Bob Prewitt
Captain: Carroll Hooser
Trainer: Eddie Lane
Manager: Larry Bender

1965-66 FRESHMAN BASKETBALL

Coach: Bob Prewitt

D3	KILGORE JC	W	90-82
D6	at Lon Morris JC	L	82-105
D8	NORTH TEXAS ST.	W	95-79
D13	at Tyler JC	L	98-104
J29	TCU	W	105-92
F4	TYLER JC	W	104-93
F8	BAYLOR	W	110-79
F10	at Kilgore JC	L	90-101
F15	at Baylor	L	84-88
F17	LON MORRIS JC	W	105-97
F23	at North Texas State	L	55-59
F28	at TCU	W	82-65
E. Gilkerson			
22	Bob Haines		
15	Tim Haines		
24	Steve Haley		
33	Mark Harper		
12	Don Jones		
25	Lynn Phillips		
44	Gary Sibley		
31	Woody Taliaferro		
40	Bill Voight		
14	Jack Wiley		
	Manager: R. Saxbe		

**1966-67
E.O. (DOC) HAYES
SWC CHAMPIONS, NCAA
20-6, 12-2**

D1	at Georgia Tech	L	70-87
D3	at Vanderbilt	L	76-89
D6	OKLAHOMA CITY	W	81-78
D10	UTEP	L	62-71
D12	HAWAII	W	92-72
D17	MIDWESTERN	W	89-74
D22	TEXAS-ARLINGTON	W	101-82
D29	Drake (N1)	W, 2ot	84-81
D30	SIU-Carbondale (N1)	W	66-64
J3	at Baylor*	W, ot	85-83
J7	TEXAS A&M*	L	80-67
J10	at Texas*	W	73-82
J14	RICE*	W	84-76
J17	at Arkansas*	W	69-59
J25	at Oklahoma City	W	92-82
J31	TCU*	W	89-88
F4	at Texas Tech*	W	91-75
F11	BAYLOR*	W	94-88
F14	TEXAS TECH*	L	74-82
F18	at TCU*	W	85-83
F21	ARKANSAS*	W	69-66
F25	at Rice*	W	85-84
F28	at Texas A&M*	W	85-71
M2	TEXAS*	W	92-83
M17	[2] Louisville (N2)	W	83-81
M18	[7] Houston (N2)	L	75-83

N1-Sun Bowl Classic at El Paso, Texas
N2-NCAA Midwest Regional at Lawrence, Kan.

RECORD: ALL GAMES 20-6 CONFERENCE 12-2 NON-CONFERENCE 8-4

OVERALL 20-6

HOME 10-2

AWAY 7-3

NEUTRAL 3-1

#	Player	GP	Min	Avg	FG-FGA	Pct	FT-FTA	Pct	Reb	Avg	PF	Pts	Avg
15	Denny Holman (Sr.)	25			146-306	.477	121-149	.812	108	4.3	62	413	16.5
23	Charles Beasley (Sr.)	25			160-332	.482	54-64	.844	118	4.7	49	374	15.0
25	Lynn Phillips (So.)	26			127-249	.							

1967-68 BOB PREWITT **6-18, 5-9**

D2	GEORGIA TECH	L	74-77
D4	[9] VANDERBILT	L ot	84-88
D6	OKLAHOMA CITY	L	73-90
D9	at Wisconsin	L	82-120
D11	at Notre Dame	L	59-79
D20	DENVER	L	81-86
D23	ARMY	L	66-70
D28	CALIFORNIA (N1)	L	84-88
D29	[3] INDIANA (N1)	W	91-84
J3	BAYLOR*	L	66-76
J6	at Texas *	L	80-84
J9	at Rice*	L	71-73
J13	TEXAS A&M*	W	78-77
J23	at Oklahoma City	L	82-93
J27	at Texas Tech*	L	78-86
F3	ARKANSAS*	L	68-70
F6	at TCU*	L	64-91
F10	TEXAS TECH*	W	85-68
F13	TCU*	W	70-63
F17	at Arkansas*	W	95-87
F20	at Baylor*	W	70-63
F24	TEXAS*	L	72-83
F27	RICE*	L	75-76
M1	at Texas A&M*	L	80-85

N1-All-Sports Assoc. Tournament at Dallas

RECORD:	OVERALL	HOME	AWAY	NEUTRAL
ALL GAMES	6-18	4-10	2-8	0-0
CONFERENCE	5-9	3-4	2-5	
NON-CONFERENCE	1-9	1-6	0-3	0-0

#	Player	GP	FG-FGA	Pct	FT-FTA	Pct	Reb	Avg	PF	FO	Pts	Avg
25	Lynn Phillips (Jr.)	24	164-325	.505	130-182	.714	187	7.8	72	2	458	19.1
40	Bill Voight (Sr.)	24	174-386	.451	89-126	.706	211	8.8	56	1	437	18.2
44	Gary Sibley (Jr.)	24	93-220	.423	105-128	.820	78	3.3	64	2	291	12.1
35	John Higginbotham (Sr.)	24	92-205	.449	68-90	.756	142	5.9	65	2	252	10.5
33	Woody Taliaferro (So.)	23	70-174	.402	36-49	.735	73	3.2	66	4	176	7.7
15	Gary Hawkins (So.)	20	32-79	.405	29-39	.744	29	1.5	19	1	93	4.7
34	Bobby Harrison (So.)	19	25-71	.352	13-21	.619	29	1.5	32	0	63	3.3
32	Don Berg (So.)	18	17-32	.531	7-12	.583	34	1.9	22	0	41	2.3
12	Don Jones (So.)	12	7-26	.269	3-8	.375	21	1.8	18	0	17	1.4
22	Roby Morris (Sr.)	3	0-1	.000	0-0		1	0.3	1	0	0	0.0
11	Gib Meadows (So.)	3	0-4	.000	0-0		0	0.0	0	0	0	0.0
SMU		24	674-1523	.443	480-655	.733	951	39.6	415	12	1828	76.2
Opponents		24	789-1675	.471	379-522	.726	1102	45.9	498	22	1957	81.5

Associate Coach: E.O. "Doc" Hayes
 Captains: John Higginbotham & Lynn Phillips
 Trainer: Eddie Lane
 Manager: Larry Bender & Roy Hohl

ATTENDANCE SUMMARY

	GAMES	AVG
HOME	14	3,107
SWC HOME	7	3,919

1967-68 FRESHMAN BASKETBALL

Coach: Rick Herrscher

D5	LON MORRIS JC	L	91-93
D7	at Kilgore JC	L	104-127
D9	TYLER JC	L	97-124
D11	KILGORE JC	L	104-109
J29	at Lon Morris JC	L	110-106
J31	BAYLOR	W	81-92
F6	at TCU	W	99-83
F8	CHRISTIAN COL. SW	W	110-81
F13	TCU	W	87-72
F20	at Baylor	W	102-86
F22	CHRISTIAN COL. SW	L	81-94
F26	at Tyler JC	L	91-121

Bob Baxter - G
 Scott Broyles - F
 Larry Delzell - G
 Craig Henderson - G
 Dave Holley - F
 Danny Horan - G
 Jeff Markle - F
 Don Mauldin - G
 Doug Mitchell - G
 Dave Morris - C
 Leonard Paton - G
 Eric Pfautsch - G
 Gene Phillips - F
 Mike Woerner - G

1968-69 BOB PREWITT **12-12, 8-6**

D2	at [13] Vanderbilt	L	94-97
D3	at Georgia Tech	L	59-87
D7	at [17] Western Kentucky	L	79-92
D9	at SIU-Carbondale	W	81-70
D11	LOUISVILLE	L	73-79
D23	YALE	W	82-78
D27	MISSISSIPPI (N1)	W	94-70
D28	DRAKE (N1)	L	81-86
J4	at TCU*	W	81-78
J7	at Baylor*	L	67-69
J11	TEXAS*	W	68-62
J14	TEXAS A&M*	L ot	75-76
J18	at Rice*	W	101-80
J20	at Oklahoma City	L	74-96
J25	OKLAHOMA CITY	W	103-84
F1	TEXAS TECH*	W	87-77
F8	ARKANSAS*	W	84-69
F11	at Texas Tech*	W	84-65
F15	Arkansas* (N2)	W	76-68
F18	TCU*	L ot	84-87
F22	BAYLOR*	L ot	78-90
F25	at Texas*	W	71-69
F28	at Texas A&M*	L	98-119
M4	RICE*	L	90-96

N1-All-Sports Assoc. Tournament at Dallas
 N2-At Little Rock, Ark.

RECORD:	OVERALL	HOME	AWAY	NEUTRAL
ALL GAMES	12-12	6-6	5-6	1-0
CONFERENCE	8-6	3-4	4-2	1-0
NON-CONFERENCE	4-6	3-2	1-4	0-0

#	Player	GP	FG-FGA	Pct	FT-FTA	Pct	Reb	Avg	PF	FO	Pts	Avg
23	Gene Phillips (So.)	24	191-420	.455	128-167	.766	163	6.8	76	6	510	21.3
40	Bill Voight (Sr.)	24	188-412	.456	105-143	.734	255	10.6	69	0	481	20.0
25	Lynn Phillips (Sr.)	24	134-286	.469	105-166	.633	238	9.9	82	4	373	15.5
44	Gary Sibley (Sr.)	24	71-202	.351	73-93	.785	78	3.3	56	2	115	9.0
32	Don Berg (Jr.)	23	64-125	.512	27-38	.711	91	4.0	54	4	255	6.7
34	Bobby Harrison (Jr.)	22	54-120	.450	23-37	.622	48	2.2	46	4	131	6.0
33	Woody Taliaferro (Jr.)	20	24-66	.364	13-18	.722	45	2.3	24	0	61	3.1
15	Gary Hawkins (Jr.)	20	11-39	.282	4-13	.308	15	0.8	9	0	26	1.3
11	Gib Meadows (Jr.)	9	3-11	.273	0-0		6	0.7	4	0	6	0.7
35	Dave Morris (So.)	8	2-5	.400	0-0		3	0.4	0	0	4	0.5
SMU		24	742-1686	.440	478-675	.708	1102	45.9	420	20	1962	81.8
Opponents		24	790-1767	.447	362-539	.672	1193	49.7	514	26	1942	80.9

Associate Coach: E.O. "Doc" Hayes
 Captain: Lynn Phillips
 Trainer: Eddie Lane
 Manager: Rusty Hedges

ATTENDANCE SUMMARY

	GAMES	AVG
HOME	12	4,238
SWC HOME	7	5,795

1968-69 FRESHMAN BASKETBALL

Coaches: Bob Begert & Bob Jones

D2	LON MORRIS JC	L	79-91
D5	KILGORE JC	L	92-103
D7	at TCU	W	84-76
D9	at Kilgore JC	L	83-101
J28	ta Tyler JC	L	74-130
J30	CHRISTIAN COL. SW	L	87-120
F4	TYLER JC	L	78-103
F10	at Baylor	L	65-67
F13	CHRISTIAN COL. SW	L	97-98
F15	at Lon Morris JC	L	63-86
F18	TCU	W	63-53
F22	BAYLOR	L	70-75

Neil Bickley - G
 Joe Cordill - G
 Greg Klein - G
 David Miller - C/F
 Herb Miller - F
 Ronnie Morgan - F
 Stephen Nichols - G
 Steve Putnam - C/F
 Bobby Rollings - G
 David Shudlick - G
 Tag Webb - F

1969-70 BOB PREWITT **5-19, 4-10**

D3	at Oklahoma City	L	74-99
D6	WISCONSIN	L	76-78
D8	VANDERBILT	L ot	99-104
D10	GEORGIA TECH	W	77-66
D19	at Kansas (N1)	L	77-89
D20	Texas-El Paso (N1)	L	69-73
D27	at Texas-El Paso	L	82-86
D29	at [14] Louisville	L	79-105
J8	at SW Louisiana	L	76-78
J13	OKLAHOMA CITY	L	92-94
J17	TCU*	W	86-84
J20	at Texas Tech*	L	60-90
J24	RICE*	L	75-77
J27	TEXAS*	L	83-96
J31	at Texas A&M*	L	74-84
F3	at Baylor*	L ot	81-83
F7	ARKANSAS*	W	76-75
F10	at Rice*	L	63-66
F14	at Arkansas*	L	72-88
F17	BAYLOR*	W	70-66
F21	TEXAS A&M*	L	81-84
F24	at TCU*	L	93-102
F28	TEXAS TECH*	W	85-80
M3	at Texas*	L	74-85

N1-Vajhawk Classic at Lawrence, Kan.

RECORD:	OVERALL	HOME	AWAY	NEUTRAL
ALL GAMES	5-19	5-6	0-12	0-1
CONFERENCE	4-10	4-3	0-7	
NON-CONFERENCE	1-9	1-3	0-5	0-1

#	Player	GP	FG-FGA	Pct	FT-FTA	Pct	Reb	Avg	PF	FO	Pts	Avg
23	Gene Phillips (Jr.)	24	243-543	.448	199-241	.826	195	8.1	77	3	685	28.5
34	Bobby Harrison (Sr.)	24	122-284	.430	46-71	.648	79	3.3	45	1	290	12.1
42	David Miller (So.)	24	90-191	.471	37-46	.804	158	6.6	76	2	217	9.0
32	Don Berg (Sr.)	24	78-184	.424	29-53	.547	149	6.2	62	0	185	7.7
33	Woody Taliaferro (Sr.)	22	51-126	.405	31-48	.646	72	3.3	52	1	133	6.1
13	Bobby Rollings (So.)	22	39-87	.448	33-49	.673	38	1.7	48	4	111	5.0
25	Steve Putnam (So.)	21	29-62	.468	16-26	.615	58	2.8	35	0	74	3.5
10	Larry Delzell (So.)	20	40-105	.381	14-20	.700	32	1.6	20	0	94	4.7
15	Gary Hawkins (Sr.)	20	23-60	.383	21-26	.808	31	1.6	21	0	67	3.4
11	Gib Meadows (Sr.)	7	4-15	.267	2-6	.333	7	1.0	6	0	10	1.4
35	Dave Morris (Jr.)	7	2-6	.333	3-5	.600	2	0.3	3	0	7	1.0
31	Scott Broyles (Jr.)	5	1-2	.500	0-3	.000	1	0.2	1	0	2	0.4
SMU		24	722-1665	.434	431-594	.726	968	40.3	446	11	1875	78.1
Opponents		24	797-1662	.480	438-607	.722	1177	49.0	468	19	2032	84.7

Assistant Coach: Mike Pinkham
 Captain: Don Berg
 Trainer: Eddie Lane
 Student Trainer: Gary Jaffa
 Managers: Rusty Hedges & Amon Jefferson

ATTENDANCE SUMMARY

	GAMES	AVG
HOME	11	4,482
SWC HOME	7	5,472

1969-70 FRESHMAN BASKETBALL

Coach: Mike Pinkam

D1	LON MORRIS JC	L	68-77
D5	at Kilgore JC	L	67-94
D11	TYLER JC	L	85-100
J17	TCU	L	67-68
J22	CHRISTIAN COL. SW	L	71-82
F3	at Baylor	L	60-62
F5	KILGORE JC	L	67-71
F9	at Lon Morris	L	74-80
F11	at Tyler	L	62-101
F17	BAYLOR	W	85-73
F19	CHRISTIAN COL. SW	L	70-71
F24	at TCU	L	73-84

22 - Dirk Anderson - G
 33 - Kevin Cummings - F/C
 13 - Jon Dooley
 44 - Rick Fleetwood - G
 34 - Craig Heap - F
 40 - James Howard - G
 24 - Rick Hunter - F/G
 11 - Clayton Korver - C
 12 - Philip Morgan - G
 23 - Charles Teague - G
 32 - Jack Trout - F/C

Assistant Coach: Bob Begert
 Assistant Coach: Bob Jones
 Manager: Rusty Hedges
 Manager: David Jones

1970-71 BOB PREWITT **16-10, 8-6**

D1	AUSTIN COLLEGE	W	105-78
D2	at Georgia Tech	L	77-91
D5	WICHITA STATE	W	95-85
D8	at Oklahoma City	W	91-74
D12	NEBRASKA	W	80-75
D18	Clemson (N1)	L	51-67
D19	St. John's (N1)	L	80-95
D30	[17] LOUISVILLE	L	85-97
J4	at Creighton	W	97-95
J11	DALLAS BAPTIST	W	88-63
J13	McMURRY	W	92-75
J14	OKLAHOMA CITY	W	88-80
J19	at Rice*	L	67-78
J23	BAYLOR*	W	96-86
J26	at TCU*	L	85-93
J30	ARKANSAS* (TV)	W	90-88
F2	at Texas A&M*	W	89-83
F6	TEXAS*	L	83-84
F9	TEXAS TECH*	W	93-91
F13	at Arkansas* (TV)	W	112-95
F16	TEXAS A&M* (TV)	W	85-78
F20			



1971-72

Table with columns for game number, opponent, date, and result. Includes 'SWC CO-CHAMPIONS (Texas)' and various game results.

RECORD:

Summary table for 1971-72 season showing overall, home, away, and neutral records, along with player statistics.

RESULTS

Summary table for 1971-72 season showing overall, home, away, and neutral records.

1971-72 FRESHMAN BASKETBALL

Table listing freshman players, their coaches, and their statistics for the 1971-72 season.

ATTENDANCE SUMMARY

Summary table showing attendance for home and away games.

1972-73

Table with columns for game number, opponent, date, and result for the 1972-73 season.

RECORD:

Summary table for 1972-73 season showing overall, home, away, and neutral records, along with player statistics.

RESULTS

Summary table for 1972-73 season showing overall, home, away, and neutral records.

1972-73 JV BASKETBALL

Table listing JV players, their coaches, and their statistics for the 1972-73 season.

ATTENDANCE SUMMARY

Summary table showing attendance for home and away games.

1973-74

Table with columns for game number, opponent, date, and result for the 1973-74 season.

RECORD:

Summary table for 1973-74 season showing overall, home, away, and neutral records, along with player statistics.

RESULTS

Summary table for 1973-74 season showing overall, home, away, and neutral records.

ATTENDANCE SUMMARY

Summary table showing attendance for home and away games.

1974-75

Table with columns for game number, opponent, date, and result for the 1974-75 season.

RECORD:

Summary table for 1974-75 season showing overall, home, away, and neutral records, along with player statistics.

RESULTS

Summary table for 1974-75 season showing overall, home, away, and neutral records.

ATTENDANCE SUMMARY

Summary table showing attendance for home and away games.



1975-76

SONNY ALLEN

N29	at Saint Louis	L	79-80
D2	KANSAS	W	75-66
D6	EAST TEXAS STATE	W	88-77
D12	at [19] Arizona State	L	85-88
D13	at [10] Arizona	L	81-83
D16	NEW MEXICO STATE	L	94-87
D19	[17] Auburn (N1)	W, ot	87-85
D20	at Texas-El Paso (N1)	L	53-82
J3	at Oklahoma City	W	75-71
J6	at TCU*	L	75-79
J8	at Arkansas*	W	82-81
J10	TEXAS*	W	96-84
J12	TCU*	W	108-84
J14	at Texas A&M*	L	87-93
J17	BAYLOR*	W	95-71
J20	NORTH TEXAS STATE	L	88-96
J24	at Texas Tech*	L	69-72
J26	HOUSTON*	W	87-75
J28	at Rice*	W	90-67
J31	ARKANSAS*	W	82-76
F3	RICE	W	108-71
F7	at Texas*	W	79-76
F10	TEXAS A&M*	W	69-65
F14	at Baylor*	L	86-96
F21	TEXAS TECH*	L	101-107
F24	at Houston*	L	90-100
F28	TEXAS (N2)	W	103-90
M4	ARKANSAS (N2)	L	70-74

RECORD:

ALL GAMES	16-12, 10-6
CONFERENCE	10-6
NON-CONFERENCE	6-6

OVERALL

16-12
10-6
6-6

HOME

11-3
7-1
4-2

AWAY

5-8
3-5
2-3

NEUTRAL

0-1
0-1
0-1

ATTENDANCE SUMMARY

GAMES		AVG
HOME	14	6,372
SWC HOME	8	6,732

#	Player	GP	Min	Avg	FG-FGA	Pct	FT-FTA	Pct	Reb	Avg	PF	FO	A	TO	Blk	Stl	Pts	Avg
32	Ira Terrell (Sr.)	28	28	274-497	.551	86-120	.717	374	13.4	81	0	59	634	22.6				
14	Michael Jaccar (Sr.)	28	28	134-324	.414	66-86	.767	88	3.1	73	2	206	334	11.9				
40	Joe Swedlund (So.)	28	28	143-277	.516	24-35	.686	108	3.9	25	0	21	310	11.1				
22	Peter Lodwick (Sr.)	28	28	133-271	.491	28-36	.778	135	4.8	70	2	93	294	10.5				
45	Bob Arnold (Sr.)	28	28	136-267	.509	21-32	.656	47	1.7	61	1	23	293	10.5				
50	Jeff Swanson (So.)	28	28	75-178	.421	39-51	.765	154	5.5	75	1	36	189	6.8				
33	Thines J. Robinson (So.)	27	27	58-120	.483	19-32	.594	97	3.6	59	3	5	135	5.0				
13	Jimmy Murphy (Sr.)	28	28	43-105	.410	20-37	.541	87	3.1	57	3	19	106	3.8				
10	Ernest Nixon (Fr.)	15	15	23-61	.377	18-27	.667	20	1.3	30	0	35	64	4.3				
23	Mike Anderson (Fr.)	16	16	5-14	.357	5-12	.417	6	0.4	7	0	7	15	0.9				
54	Tom Somerville (Fr.)	10	10	4-7	.571	0-1	.000	9	0.9	10	0	0	8	0.8				
44	Butch Bostic (Fr.)	2	2	3-7	.429	0-0	.000	0	0.0	2	0	1	6	3.0				
35	Roy Streed (Fr.)	2	2	1-2	.500	0-0	.000	5	2.5	0	0	0	2	1.0				
31	Jeff Ralph (So.)	1	1	0-0	.000	0-1	.000	2	2.0	0	0	0	0	0.0				
28	SMU	28	28	1032-2130	.485	326-470	.694	1255	44.8	550	12	505	2390	85.4				
28	Opponents	28	28	963-2068	.466	350-508	.689	1171	41.8	539	15	449	2276	81.3				

Assistant Coaches: Steve Cottrell & Dan Bernstein
 Captain: Ira Terrell
 Trainer: Cash Birdwell
 Student Trainer: Cleve Hardman
 Manager: Hugh Ebert

1976-77

SONNY ALLEN

N29	at Tulane	L	75-77
D4	at Kansas State	L	95-103
D6	LONG BEACH STATE	L	67-68
D11	N. COLORADO	W	81-68
D17	[20] St. John's (N1)	L	71-87
D18	LaSalle (N1)	L	96-94
D28	at [8] UCLA	L	71-99
D30	at [13] Arizona	L	85-117
J4	RICE*	W	81-71
J8	at TCU* (TV)	W	66-55
J10	at Rice*	W	72-69
J12	TEXAS*	W	74-73
J15	at Texas A&M*	L	53-57
J18	BAYLOR*	W, ot	75-71
J22	at North Texas State	L	99-103
J24	at Texas Tech*	L	57-58
J27	[15] ARKANSAS*	W	59-77
J29	HOUSTON*	L	102-103
F2	at [14] Arkansas*	L	58-81
F5	TCU*	W	116-84
F8	at Texas*	L	69-79
F10	at Houston*	L	83-115
F12	TEXAS A&M*	W	70-68
F15	at Baylor*	L	73-103
F19	OKLAHOMA CITY	L	65-80
F22	TEXAS TECH*	L	62-64
F26	at Texas A&M (N2)	L	79-89

RECORD:

ALL GAMES	8-19, 7-9
CONFERENCE	7-9
NON-CONFERENCE	1-10

OVERALL

8-19
7-9
1-10

HOME

6-5
5-3
1-1

AWAY

2-12
2-6
0-5

NEUTRAL

0-2
0-2
0-2

ATTENDANCE SUMMARY

GAMES		AVG
HOME	11	6,241
SWC HOME	8	7,192

#	Player	GP	Min	Avg	FG-FGA	Pct	FT-FTA	Pct	Reb	Avg	PF	FO	A	TO	Blk	Stl	Pts	Avg
22	Peter Lodwick (Sr.)	27	837	31.0	168-342	.491	31-40	.775	109	4.0	65	0	34	38	7	53	367	13.6
40	Joe Swedlund (Sr.)	27	793	29.4	158-334	.473	34-44	.773	135	5.0	26	0	14	28	0	5	350	13.0
50	Jeff Swanson (Sr.)	27	766	28.4	136-283	.481	69-95	.726	222	8.2	83	3	42	72	19	13	341	12.6
33	Thines J. Robinson II (Sr.)	27	688	25.5	126-254	.496	39-75	.520	175	6.5	82	3	10	55	33	21	291	10.8
20	Richard Harris (Fr.)	26	432	16.6	72-150	.480	15-23	.652	94	3.6	45	0	19	29	2	29	159	6.1
24	Mark Davis (Fr.)	25	432	17.3	49-129	.380	46-52	.885	31	1.2	27	0	88	67	1	18	144	5.8
45	Bob Arnold (Sr.)	26	285	11.0	56-159	.352	10-18	.556	24	0.9	33	0	12	14	1	8	122	4.7
10	Phil Hale (Fr.)	24	343	14.3	41-112	.366	17-32	.531	49	2.0	60	3	54	57	2	22	99	4.1
12	Joey Ceravello (Fr.)	26	324	12.5	28-69	.406	33-38	.868	20	0.8	37	0	75	74	0	12	89	3.4
14	Tom Somerville (So.)	18	172	9.6	9-19	.474	13-16	.813	40	2.2	19	0	4	7	3	1	31	1.7
34	Tracy Scheibel (So.)	14	90	6.4	11-26	.423	7-12	.583	16	1.1	11	0	1	5	0	2	29	2.1
14	Mike Anderson (So.)	8	30	3.8	4-12	.333	0-1	.000	2	0.3	5	0	5	5	0	3	8	1.0
35	Roy Streed (So.)	1	2	2.0	1-1	1.000	0-2	.000	0	0.0	0	0	1	0	0	0	2	2.0
27	SMU	27	27	859-1890	.454	314-448	.701	1035	38.3	493	9	359	451	68	187	2032	75.3	
27	Opponents	27	27	942-1885	.500	321-470	.683	1157	42.9	503	5	386	487	69	196	2205	81.7	

Assistant Coaches: Steve Cottrell & Dan Bernstein
 Trainer: Cash Birdwell
 Student Trainer: Cleve Hardman
 Manager: Michael Brouters

ATTENDANCE SUMMARY

GAMES		AVG
HOME	11	6,241
SWC HOME	8	7,192

1977-78

SONNY ALLEN

N26	at [2] Kentucky	L	86-110
N28	TEXAS LUTHERAN	W	111-77
D2	at Kansas	L	71-107
D3	at Kansas State	L	59-76
D8	DUKE	L	67-91
D10	TULANE	W	78-71
D17	at Indiana	L	51-56
D20	OHIO	W	83-77
D29	Michigan State (N1)	L	69-95
D30	at Old Dominion (N1)	L	78-86
J7	at TCU*	W	85-68
J9	RICE*	W	80-65
J14	at Texas A&M*	L	71-78
J17	at Texas Tech*	L	43-45
J21	BAYLOR*	L	73-75
J23	HOUSTON*	W	76-75
J26	at [4] Arkansas* (TV)	L	65-72
J28	[15] TEXAS*	W	80-85
J30	at Rice*	W	76-73
F1	TEXAS A&M*	W, ot	71-70
F7	TEXAS TECH*	L	62-64
F11	at Baylor* (TV)	L	71-80
F13	at Houston*	L	55-95
F16	[1] ARKANSAS*	L	75-86
F18	TCU*	W	85-53
F21	at [14] Texas*	L	74-82
F25	at Baylor (N2)	W	73-68
M2	[4] Arkansas (N3)	L	73-94

RECORD:

ALL GAMES	10-18, 6-10
CONFERENCE	6-10
NON-CONFERENCE	4-8

OVERALL

10-18
6-10
4-8

HOME

7-5
4-4
3-1

AWAY

3-11
2-6
1-5

NEUTRAL

0-2
0-2
0-2

ATTENDANCE SUMMARY

GAMES		AVG
HOME	11	6,241
SWC HOME	8	7,192

#	Player	GP	Min	Avg	FG-FGA	Pct	FT-FTA	Pct	Reb	Avg	PF	FO	A	TO	Blk	Stl	Pts	Avg
50	Jeff Swanson (Sr.)	28	851	30.4	153-334	.458	78-110	.709	201	7.2	75	4	48	59	14	12	384	13.7
45	Reggie Franklin (Sr.)	28	779	27.8	126-256	.492	80-113	.708	182	6.5	79	6	11	44	59	28	332	11.9
33	Thines J. Robinson II (Sr.)	27	711	26.6	130-278	.468	38-72	.528	172	6.4	91	5	13	40	34	15	298	11.0
40	Joe Swedlund (Sr.)	27	612	22.7	130-266	.489	25-32	.781										



1979-80

SONNY ALLEN

RECORD: **OVERALL** **HOME** **AWAY** **NEUTRAL**

ALL GAMES 16-12 11-4 3-6 2-2
 CONFERENCE 7-9 4-4 3-5
 NON-CONFERENCE 9-3 7-0 0-1 2-2

#	Player	GP-GS	Min	Avg	FG-FGA	Pct	FT-FTA	Pct	Tot	Avg	PF	FO	A	TO	Blk	Stl	Pts	Avg													
10	Brad Branson (Sr.)	28-28	90	32.5	193-410	.471	54-74	.730	253	9.0	97	2	21	56	51	20	440	15.7													
15	David Piehler (Fr.)	28-13	786	28.1	163-315	.517	64-80	.800	43	1.5	59	0	44	57	0	29	390	13.9													
5	Billy Allen (So.)	28-28	935	33.4	132-283	.466	110-131	.840	58	2.1	71	1	255	107	1	31	374	13.4													
14	Ollie Hoops (Sr.)	26-5	513	19.7	100-227	.441	65-79	.823	89	3.4	41	0	12	35	3	10	265	10.2													
22	Phil Hale (Sr.)	28-24	275	25.9	89-187	.476	56-81	.691	86	3.1	68	4	61	43	1	32	234	8.4													
20	Richard Harris (Sr.)	28-24	687	24.5	88-187	.471	36-51	.706	163	5.8	54	0	25	23	7	20	212	7.6													
18-12	Johnnie James (So.)	18-12	377	20.9	50-79	.633	6-11	.545	93	5.2	27	0	1	21	3	2	106	5.9													
21-2	Mark Hollman (Fr.)	13-2	282	12.3	36-68	.529	15-30	.500	52	2.3	46	2	4	16	1	10	87	3.8													
8-3	Keith Beverly (So.)	8-3	41	5.1	11-18	.611	7-9	.778	4	0.5	6	0	2	4	0	1	29	3.6													
25-0	Gordon Welch (Sr.)	25-0	250	10.0	19-45	.422	20-31	.645	57	2.3	26	0	7	10	1	5	58	2.3													
8-0	Gary Buckland (So.)	8-0	32	4.0	7-19	.368	2-2	1.000	10	1.3	5	0	2	2	0	1	16	2.0													
12-0	Joey Ceravolo (Sr.)	12-0	45	3.8	5-10	.500	5-7	.714	2	0.2	6	0	19	7	0	2	15	1.3													
4-0	Mark Davis (Sr.)	4-0	10	2.5	2-9	.222	0-0	0	2	0.5	0	0	2	0	0	0	4	1.0													
7-0	Terry Domino (Fr.)	7-0	35	5.0	3-9	.333	0-0	0.000	4	0.6	8	0	1	2	18	0	6	0.9													
TEAM		28		898-1866		.481		440-588		.748		98		35.6		514		9		456		383		86		163		2236		79.9	
Opponents		28		917-1854		.495		365-501		.729		1061		37.9		667		20		451		443		83		123		2199		78.5	

Assistant Coaches: Bill Ryzczaj, Mike Jaccar & Edgar Jeffries
 Captain: Brad Bamson
 Trainer: Cash Birdwell
 Assistant Trainer: Steve Smith

ATTENDANCE SUMMARY

GAMES AVG
 HOME 15 5,973
 SWC HOME 8 6,728

1980-81

DAVE BLISS

RECORD: **OVERALL** **HOME** **AWAY** **NEUTRAL**

ALL GAMES 7-20 4-9 2-9 1-2
 CONFERENCE 3-13 1-5 2-6 0-2
 NON-CONFERENCE 4-7 3-4 0-3 1-0

#	Player	GP-GS	Min	Avg	FG-FGA	Pct	FT-FTA	Pct	Reb	Avg	PF	FO	A	TO	Blk	Stl	Pts	Avg
15	David Piehler (So.)	27-27	1023	37.9	183-358	.511	37-51	.725	75	2.8	73	2	59	60	2	31	403	14.9
10	David Gadis (Fr.)	27-27	1078	39.9	121-282	.429	67-86	.779	73	2.7	74	4	78	90	0	15	309	11.4
30	Gordon Welch (Sr.)	27-17	881	32.6	94-206	.456	84-116	.724	170	6.3	90	5	83	74	4	20	272	10.1
40	Johnnie James (Fr.)	26-26	917	35.3	109-234	.466	31-48	.646	200	7.7	56	2	23	30	20	11	249	9.6
54	Kirk Lundblade (Sr.)	27-23	768	28.4	35-113	.310	32-40	.800	67	2.5	52	1	44	44	1	11	102	3.8
20	Keith Beverly (Sr.)	26-15	567	6.0	29-71	.408	3-6	.500	28	1.1	28	1	9	18	2	8	61	2.3
34	Mark Langkamp (Fr.)	21-2	229	10.9	14-36	.389	15-30	.500	28	1.3	20	1	10	9	0	2	43	2.0
24	David Eicher (Fr.)	20-9	193	9.7	16-38	.421	0-3	0.000	18	0.9	13	1	17	25	0	2	32	1.6
32	John Briggs (Fr.)	16-1	116	7.3	11-29	.379	7-11	.636	11	0.7	13	0	4	10	1	2	29	1.8
25	Dwight Freeman (Sr.)	4-0	81	20.3	10-23	.435	3-4	.750	10	2.5	10	1	6	6	1	3	23	5.8
33	Kolin Page (Fr.)	8-1	43	5.4	3-8	.375	2-8	.250	6	0.8	4	0	0	2	0	0	8	1.0
5-1	Friersen	5-1	24	4.8	2-8	.250	0-1	0.000	4	0.8	2	0	2	4	0	0	4	0.8
27	SMU	27	627-1406	46.6	281-404	.696	690	25.6	435	18	335	372	31	105	1535	56.9		
27	Opponents	27	727-1459	49.8	289-408	.708	881	32.6	456	16.9	341	350	118	1743	64.6			

Assistant Coaches: Doug Ash, John Underwood & Ron Stewart
 Graduate Assistant: Phil Hale
 Strength Coach: LeBaron Caruthers
 Trainer: Cash Birdwell
 Assistant Trainer: Steve Smith
 Manager: Jeff Howell

ATTENDANCE SUMMARY

GAMES AVG
 HOME 15 3,373
 SWC HOME 8 5,304

1981-82

DAVE BLISS

RECORD: **OVERALL** **HOME** **AWAY** **NEUTRAL**

ALL GAMES 6-21 5-9 1-10 0-2
 CONFERENCE 1-15 0-8 1-7
 NON-CONFERENCE 5-6 5-1 0-3 0-2

#	Player	GP-GS	Min	Avg	FG-FGA	Pct	FT-FTA	Pct	Reb	Avg	PF	FO	A	TO	Blk	Stl	Pts	Avg													
11	John Addison (So.)	27-27	1032	38.2	143-321	.445	61-77	.792	133	4.9	79	4	129	74	5	28	347	12.9													
54	Larry Davis (Fr.)	27-25	812	30.1	145-300	.483	30-58	.517	154	5.7	48	2	12	51	2	6	320	11.9													
53	Jon Koncak (Fr.)	27-27	745	27.6	107-232	.461	57-92	.620	155	5.7	78	3	25	53	36	13	271	10.0													
15	David Piehler (Sr.)	27-25	968	35.9	112-240	.467	36-43	.837	75	2.8	87	4	87	50	1	40	260	9.6													
32	John Briggs (So.)	27-2	570	21.1	69-141	.489	78-104	.750	96	3.6	62	1	18	38	3	5	216	8.0													
31	Chuck Anderson (So.)	22-9	381	17.3	21-63	.333	23-26	.885	29	1.3	28	0	33	19	1	2	65	3.0													
22	Reginald Pink (Fr.)	27-13	482	17.9	19-58	.328	25-40	.625	50	1.9	50	2	51	51	2	12	63	2.3													
10	David Gadis (So.)	15-8	361	24.1	18-47	.383	11-16	.688	26	1.7	27	1	32	29	0	14	47	3.1													
45	Kirk Lundblade (So.)	10-0	47	4.7	6-11	.545	2-5	.400	6	0.6	13	0	3	4	1	2	14	1.4													
20	Keith Beverly (Sr.)	12-0	50	4.2	4-11	.364	2-3	.667	7	0.6	7	0	5	3	0	0	10	0.8													
24	David Eicher (So.)	1-0	2	2.0	0-0	0	0	0	0	0.0	0	0	0	1	0	0	0	0.0													
1-0	McFarland	1-0	1	1.0	0-0	0	0	0	0	0.0	0	0	0	0	0	0	0	0.0													
TEAM		27		644-1424		.452		325-464		.700		844		31.3		479		17		395		373		51		122		1613		59.7	
Opponents		27		747-1576		.474		306-442		.692		940		34.8		464		16		390		334		69		165		1800		66.7	

Assistant Coaches: Doug Ash, John Underwood & Ron Stewart
 Graduate Assistant: Vern Cohrs
 Strength Coach: LeBaron Caruthers
 Trainer: Cash Birdwell
 Managers: Jeff Howell & Greg Young

ATTENDANCE SUMMARY

GAMES AVG
 HOME 14 3,964
 SWC HOME 8 5,181

1982-83

DAVE BLISS

RECORD: **OVERALL** **HOME** **AWAY** **NEUTRAL**

ALL GAMES 19-11 12-4 5-6 2-1
 CONFERENCE 9-7 5-3 4-4
 NON-CONFERENCE 10-4 7-1 1-2 2-1

#	Player	GP-GS	Min	Avg	FG-FGA	Pct	FT-FTA	Pct	Reb	Avg	PF	FO	A	TO	Blk	Stl	Pts	Avg													
52	Jon Koncak (So.)	30-30	980	32.7	176-334	.527	85-123	.691	282	9.4	108	9	38	59	54	25	437	14.6													
14	Larry Davis (So.)	30-29	1002	33.4	190-337	.564	55-104	.529	236	7.9	80	2	19	66	19	26	435	14.5													
15	David Piehler (Sr.)	30-11	922	30.7	137-279	.491	47-62	.758	61	2.0	72	2	88	46	2	28	321	10.7													
20	Butch Moore (Fr.)	30-30	959	32.0	100-210	.476	73-99	.737	61	2.0	59	0	192	111	1	22	273	9.1													
44	Carl Wright (Fr.)	30-21	726	24.2	105-263	.399	22-46	.478	100	3.3	75	3	80	71	15	52	232	7.7													
21	Chuck Anderson (Fr.)	28-14	399	14.3	35-71	.493	34-47	.723	55	2.0	36	1	17	27	0	14	104	3.7													
31	Derrick Parks (Sr.)	23-1	265	11.5	34-71	.479	18-27	.667	65	2.8	31	0	3	14	2	5	86	3.7													
22	Reginald Pink (So.)	18-5	192	10.7	20-40	.500	4-7	.571	26	1.4	23	0	13	28	2	6	44	2.4													
42	Kevin Lewis (Fr.)	16-3	139	8.7	20-59	.339	3-8	.375	19	1.2	6	0	10	9	2	4	43	2.7													
10	David Gadis (Sr.)	30-0	540	18.0	21-40	.525	6-11	.545	12	0.4	16	0	35	12	0	5	48	1.6													
25	Craig Garrett (Sr.)	17-3	87	5.1	14-30	.467	3-5	.600	17	1.0	7	0	7	10	1	1	31	1.8													
8-0	Kirk Lundblade (Sr.)	8-0	29	3.6	0-4	0.000	1-2	.500	2	0.3	1	0	0	3	0	0	1	0.1													
33	Kolin Page (So.)	6-0	20	3.3	0-2	0.000	1-5	.200	7	1.2	2	0	0	2	2	0	1	0.2													
11	John Addison (Sr.)	4-4	69	17.3	6-14	.429	5-6	.833	10	2.5	7	0	10	4	0	2	17	4.3													
TEAM		30		858-1754		.489		357-552		.647		1060		35.3		523		17		512		462		100		190		2073		69.1	
Opponents		30		850-1848		.460		305-487		.626		1070		35.7		545		20		469											

1983-84

**DAVE BLISS
NCAA TOURNAMENT**

25-8, 12-4

N26	ST. EDWARD'S (HSE)	W	95-88
N28	SOUTHWESTERN	W	90-71
N30	at Centenary	W	86-76
D3	at Louisville (KTXA)	L	85-89
D6	PENNSYLVANIA (HSE)	W	98-66
D10	GEORGIA STATE (HSE)	W	92-67
D16	NEW ORLEANS (N1)	W	82-78
D17	CENTENARY (N1)	W	85-64
D19	U.S. INTERNATIONAL	W	81-70
D22	at Nev.-Las Vegas(N2) (HSE)	L	64-74
D23	James Madison (N2) (HSE)	W	56-53
D28	Duke (N3)	W	78-76
D29	Ala.-Birmingham (N3)	W	79-63
D30	at Hawaii (N3)	W	82-73
J5	[7] HOUSTON * (T.V.S.)	L	59-60
J7	RICE * (T.V.S.)	W	71-60
J12	at Arkansas * (T.V.S.)	L	69-70
J14	at Baylor *	W	89-70
J18	TEXAS A&M * (HSE)	W	83-56
J26	at TCU * (T.V.S.)	W	61-59
J28	TEXAS *	W	105-81
F1	TEXAS TECH * (HSE)	W	70-60
F4	at [6] Houston * (T.V.S.)	L	57-76
F8	at Rice *	W	58-54
F11	ARKANSAS * (T.V.S.)	L	71-80
F15	BAYLOR * (HSE)	W	74-57
F18	at Texas A&M * (T.V.S.)	W, ot	60-58
F25	TCU * (T.V.S.)	W	73-65
F29	at Texas *	W	103-72
M3	at Texas Tech * (T.V.S.)	W	86-78
M6	vs. Texas A&M (N4) (T.V.S.)	L	57-59
M16	vs. Miami (Ohio) (N5) (CBS)	W	83-69
M18	vs [2] Georgetown (N5) (CBS)	L	36-37
N1-Dallas Morning News Classic at Dallas (Reunion Arena)			
N2-Rebel Roundup at Las Vegas, Nev.			
N3-Rainbow Classic at Honolulu, Hawaii			
N4-SWC Post-Season Classic at Houston			
N5-NCAA 1st & 2nd Rounds at Pullman, Wash.			

RECORD:

ALL GAMES	25-8
CONFERENCE	12-4
NON-CONFERENCE	13-4

OVERALL

HOME

AWAY

NEUTRAL

ATTENDANCE SUMMARY

#	Player	GP-GS	Min	Avg	FG-FGA	Pct	FT-FTA	Pct	Reb	Avg	PF	FO	A	TO	Blk	Stl	Pts	Avg
53	Jon Koncak (Jr.)	33-33	1162	35.2	211-340	.621	88-145	.607	378	11.5	103	4	68	66	97	23	510	15.5
54	Larry Davis (Jr.)	33-32	1060	32.1	219-361	.607	53-109	.486	241	7.3	72	0	21	77	20	25	491	14.9
44	Carl Wright (So.)	33-31	1051	31.8	204-405	.504	74-116	.638	131	4.0	79	2	203	140	14	77	482	14.6
20	Butch Moore (So.)	33-33	1052	31.9	129-246	.524	80-120	.667	46	1.4	57	0	167	115	2	28	338	10.2
42	Kevin Lewis (So.)	33-33	806	24.4	112-235	.477	36-49	.735	135	4.1	47	0	76	64	5	20	260	7.9
25	Scott Johnson (Fr.)	32-2	344	10.8	41-87	.471	15-21	.714	28	0.9	28	0	23	18	0	17	97	3.0
21	Chuck Anderson (Sr.)	33-0	350	10.6	29-59	.492	26-35	.743	26	0.8	34	1	21	22	1	2	84	2.5
33	Terry Williams (Fr.)	25-0	222	8.9	24-40	.600	27-46	.587	53	2.1	25	0	11	23	5	3	75	3.0
32	John Briggs (Jr.)	21-1	150	7.1	18-29	.621	19-25	.760	31	1.5	9	0	4	4	2	3	55	2.6
11	Johnny Fuller (Fr.)	23-0	76	3.3	7-20	.350	19-27	.704	11	0.5	10	0	6	12	0	3	33	1.4
10	David Gadis (Sr.)	31-0	194	6.3	12-28	.429	8-12	.667	6	0.2	15	0	18	20	0	2	32	1.0
22	Reginald Pink (Jr.)	18-0	105	5.8	9-21	.429	12-20	.600	19	1.1	15	0	8	11	1	6	30	1.7
35	Kirk Lundblade (Sr.)	16-0	35	2.2	5-15	.333	1-2	.500	12	0.8	4	0	3	1	0	1	11	0.7
	Glenn Michael (Fr.)	14-0	18	1.3	3-6	.500	2-5	.400	2	0.1	0	0	3	1	1	1	8	0.6
	SMU	33			1023-1892	.541	460-732	.628	1119	33.9	498	7	632	574	148	211	2506	75.9
	Opponents	33			965-2164	.446	309-447	.691	1100	33.3	653	23	565	521	67	210	2239	67.8

Assistant Coaches: Doug Ash, John Underwood, Paul Graham & Ronnie Anderson
 Strength Coach: Stan Cain
 Trainer: Cash Birdwell
 Assistant Trainer: Kris Forbes
 Managers: Jeff Howell & Greg Young

1984-85

**DAVE BLISS
NCAA TOURNAMENT**

23-10, 10-6

N23	TEXAS SOUTHERN (HSE)	W [10]	91-72
D1	NW LOUISIANA	W [9]	89-57
D4	at Kentucky (HSE)	W [8]	56-54
D8	CENTENARY	W [8]	97-79
D14	IDAHO (N1)	W [7]	90-71
D15	OKLAHOMA STATE (N1)	W [7]	82-65
D17	CAMPBELL	W [7]	90-70
D19	NORTH TEXAS STATE (HSE)	W [6]	90-45
D22	[11] Oklahoma (N2) (KTXA)	W [6]	85-76
D25	at Chaminade (N2)	L [4]	70-71
J2	at Rice	W [7]	66-57
J5	ARKANSAS * (SWC)	W, ot [7]	63-60
J9	BAYLOR * (HSE)	W [4]	95-63
J11	at Texas A&M * (KTXA)	W [4]	73-60
J13	vs [5] North Carolina (N3) (CBS)	W [4]	84-82
J19	TCU * (SWC)	W [3]	74-70
J23	at Texas * (KTXA)	W [2]	54-46
J26	at Texas Tech * (KTXA)	L [2]	63-64
J30	HOUSTON * (HSE)	W [4]	85-78
F3	RICE * (SWC)	W [4]	68-52
F6	at Arkansas * (SWC)	L [4]	66-69
F9	at North Carolina State (NBC)	L, ot [4]	78-82
F11	at Baylor * (KTXA)	L [4]	90-94
F13	TEXAS A&M * (HSE)	W [9]	81-79
F16	[19] LOUISVILLE (CBS)	W [9]	72-64
F20	at TCU * (KTXA)	L [9]	64-72
F23	TEXAS * (SWC)	W [9]	64-60
F27	TEXAS TECH * (HSE)	L [13]	54-59
M3	at Houston * (SWC)	L [13]	76-79
M8	vs. Houston (N4) (SWC)	W [20]	84-72
M9	vs. Arkansas (N4) (SWC)	L [20]	55-68
M14	vs. Old Dominion (N5) (CBS)	W	85-68
M16	vs. [14] Loyola (Ill.) (N5) (CBS)	L	57-70
N1-Dallas Morning News Classic at Moody Coliseum			
N2-Chaminade Classic at Honolulu, Hawaii			
N3-Greensboro, N.C.			
N4-SWC Post-Season Classic at Dallas (Reunion Arena)			
N5-NCAA 1st & 2nd round at Hartford, Conn.			

RECORD:

ALL GAMES	23-10
CONFERENCE	10-6
NON-CONFERENCE	13-4

OVERALL

HOME

AWAY

NEUTRAL

ATTENDANCE SUMMARY

#	Player	GP-GS	Min	Avg	FG-FGA	Pct	FT-FTA	Pct	Reb	Avg	PF	FO	A	TO	Blk	Stl	Pts	Avg
53	Jon Koncak (Sr.)	33-33	1084	32.8	219-370	.592	128-192	.667	354	10.7	115	8	42	81	91	13	566	17.2
44	Carl Wright (Jr.)	33-31	1112	33.7	227-478	.475	75-101	.743	103	3.1	94	4	177	145	18	76	529	16.0
54	Larry Davis (Sr.)	32-30	1046	32.7	177-313	.565	65-115	.565	258	8.1	85	0	25	60	17	24	419	13.1
20	Butch Moore (Jr.)	33-33	1045	31.7	108-207	.522	78-100	.780	62	1.9	63	2	247	105	4	44	294	8.9
42	Kevin Lewis (Jr.)	33-2	633	19.2	83-160	.519	17-27	.630	104	3.2	32	0	30	30	1	13	183	5.6
25	Scott Johnson (So.)	33-31	705	21.4	73-148	.493	33-42	.786	55	1.7	40	1	82	29	0	21	179	5.4
33	Terry Williams (So.)	33-3	421	12.8	67-107	.626	30-60	.500	132	4.0	49	2	17	22	8	13	164	5.0
11	Johnny Fuller (So.)	30-0	286	9.5	29-64	.453	4-10	.400	31	1.0	38	0	32	19	3	20	62	2.1
32	John Briggs (Sr.)	12-0	42	3.5	8-14	.571	8-9	.889	8	0.7	6	0	2	1	1	1	24	2.0
52	Glenn Puddy (Fr.)	11-0	36	3.3	7-15	.467	7-10	.700	8	0.7	8	0	4	2	3	0	21	1.9
23	Terry Thomas (Fr.)	9-0	41	4.6	5-19	.263	5-11	.455	19	2.1	7	0	2	5	0	2	15	1.7
35	Coyle Winborn (Fr.)	10-0	54	5.4	5-17	.294	4-5	.800	11	1.1	5	0	5	4	0	4	14	1.4
22	Reginald Pink (Sr.)	18-2	97	5.4	4-12	.333	5-12	.417	16	0.9	9	0	7	7	1	6	13	0.7
43	Alan Cozart (Fr.)	9-0	26	2.9	2-3	.667	2-2	1.000	6	0.7	4	0	3	2	0	1	6	0.7
12	Kevin Michael (So.)	7-0	11	1.6	0-1	.000	2-5	.400	0	0.0	2	0	0	0	0	0	2	0.3
	SMU	33			1014-1928	.526	463-701	.660	1167	35.4	557	17	675	512	147	238	2491	75.5
	Opponents	33			938-2119	.443	352-519	.678	1106	33.5	651	29	502	447	63	219	2228	67.5

Assistant Coaches: Doug Ash, John Underwood, Paul Graham & Ronnie Anderson
 Strength Coach: Stan Cain
 Trainer: Cash Birdwell
 Assistant Trainer: Kris Forbes
 Managers: Greg Young, Charles Bacarisse

1985-86

**DAVE BLISS
NIT**

18-11, 10-6

N27	NW LOUISIANA	W	77-59
N30	MORGAN STATE	W	76-41
D4	PRAIRIE VIEW A&M	W	83-56
D6	CENTRAL MICHIGAN	W	88-45
D13	NORTH TEXAS STATE (N1)	W	78-63
D14	ILLINOIS STATE (N1)	W	68-58
D20	Pepperdine (N2)	L, ot	68-75
D21	East Carolina State (N2)	W	71-62
D27	Oklahoma State (N3)	W	78-71
D28	[8] Oklahoma (N3)	L	69-92
J2	at Arkansas *	W	71-66
J4	at Baylor * (SWC)	W	54-41
J8	TEXAS A&M * (KTXA)	L	61-73
J11	at [9] Kansas (KTXA)	L	56-72
J15	at TCU *	L	54-63
J18	TEXAS * (ESPN, SWC)	W	63-56
J22	TEXAS TECH * (KTXA)	W	61-57
J25	at Houston * (SWC)	L	66-71
J29	at Rice * (KTXA)	W	68-52
F1	ARKANSAS * (SWC)	W	90-80
F5	BAYLOR *	W	61-57
F8	at Texas A&M * (KTXA)	W	58-56
F15	TCU * (SWC)	L	54-76
F19	at Texas *	L	57-58
F22	at Texas Tech * (SWC)	L	44-57
F26	HOUSTON * (SWC)	W	78-71
M1	RICE *	W	48-42
M7	vs. Texas Tech (N4)	L	40-45
M13	at Brigham Young (N5)	L	63-67
N1-Dallas Morning News Classic at Moody Coliseum			
N2-Kentucky Invitational at Lexington, Ky.			
N3-All-College Tournay at Oklahoma City, Okla.			
N4-SWC Postseason Classic at Dallas (Reunion Arena)			
N5-N.I.T. First Round at Provo, Utah			

RECORD:

ALL GAMES	18-11
CONFERENCE	10-6
NON-CONFERENCE	8-5

OVERALL

HOME

AWAY

NEUTRAL

ATTENDANCE SUMMARY

#	Player	GP-GS	Min	Avg	FG-FGA	Pct	FT-FTA	Pct	Off	Def	Tot	Avg	PF	FO	A	TO	Blk	Stl	Pts	Avg
42	Kevin Lewis (Sr.)	29-29	1094	37.7	235-473	.497	70-92	.761	51	104	155	5.3	51	0	34	54	10	29	540	18.6
33	Terry Williams (Jr.)	29-29	920	31.7	150-242	.620	68-113	.602	77	143	220	7.6	92	7	37	53	12	14	368	12.7
20	Butch Moore (Sr.)	29-29	977	33.7	100-220	.455	74-101	.733	13	48	61	2.1	34	0	222	61	2	36	274	9



1986-87
DAVE BLISS
 N29 RADFORD W 82-61
 D1 TEXAS SOUTHERN W 118-67
 D4 Florida (N1) (KTXA) L 70-110
 D6 SOUTH FLORIDA W 79-65
 D10 HARDIN-SIMMONS W 100-79
 D12 PRAIRIE VIEW A&M (KTXA) W 93-45
 D19 Boston College (N2) W 62-49
 D21 [16] Georgia Tech (N2) L 54-63
 D23 at Chamaine W 68-64
 D29 TOWSON STATE (N3) W 79-65
 D30 [4] NORTH CAROLINA (N3) L 86-88
 J3 BAYLOR * (KTXA) L, ot 55-59
 J7 at Texas A&M * (KTXA) L 59-61
 J14 TCU * (KTXA) L 53-57
 J17 at Texas * (KTXA) L 60-61
 J19 at Texas Tech * (KTXA) L 64-75
 J21 HOUSTON * (SWC) L 65-75
 J24 RICE * (KTXA) W 63-43
 J27 at Arkansas * (KTXA) L 63-76
 J31 at Baylor * (SWC) W 75-73
 F5 TEXAS A&M * (KTXA) W 86-68
 F7 SW LOUISIANA W 65-52
 F12 at [18] TCU * (KTXA) L 50-69
 F14 TEXAS * (SWC) L 55-57
 F18 TEXAS TECH * (KTXA) W 83-70
 F22 at Houston * (SWC) W 79-73
 F25 at Rice * W 95-79
 M1 ARKANSAS * (SWC) W 93-76
 M6 vs. Baylor (N4) (SWC) L 69-83

RECORD:		OVERALL	HOME	AWAY	NEUTRAL	ATTENDANCE SUMMARY																		
ALL GAMES		16-13	11-5	4-5	1-3	GAMES AVG																		
CONFERENCE		7-9	4-4	3-5		HOME	# 16	97	7	37	485	17.3												
NON-CONFERENCE		9-4	7-1	1-0		SWC HOME	8	5,282																
		# Includes DMN Classic																						
#	Player	GP-GS	Min	Avg	FG-FGA	Pct	3FG-FGA	Pct	FT-FTA	Pct	Off	Def	Tot	Avg	PF	FO	A	TO	Blk	Stl	Pts	Avg		
22	Kato Armstrong (So.)	28-25	927	33.1	180-345	.522	11-27	.407	114-159	.717	19	75	94	3.4	72	1	142	97	7	37	485	17.3		
44	Carlton McKinney (Jr.)	29-29	1011	34.9	193-417	.463	29-76	.382	29-41	.707	61	103	164	5.7	63	1	110	54	8	50	444	15.3		
33	Terry Williams (Sr.)	29-29	833	28.7	142-223	.637	0-0		88-158	.557	68	148	216	7.4	95	6	66	55	20	22	372	12.8		
25	Scott Johnson (Sr.)	29-29	982	33.9	119-245	.486	47-99	.475	42-52	.808	22	51	73	2.5	62	0	149	51	1	29	327	11.3		
11	Johnny Fuller (Sr.)	9-4	199	22.1	22-49	.449	0-0		21-27	.778	17	10	27	3.0	23	0	30	11	2	17	65	7.2		
34	John Colborne (So.)	29-10	645	22.2	64-109	.587	0-0		38-60	.633	45	87	132	4.6	48	2	47	29	2	12	166	5.7		
23	Terry Thomas (Jr.)	27-5	381	14.1	30-59	.508	0-0		23-39	.590	30	54	84	3.1	35	0	35	27	12	10	83	3.1		
32	Reginald Muhammad (Fr.)	21-14	232	11.0	25-50	.500	0-0		12-29	.414	20	30	50	2.4	26	0	16	10	8	7	62	3.0		
35	Coyle Winborn (Jr.)	27-0	334	12.4	30-56	.536	1-3	.333	1-4	.071	20	50	70	2.6	12	0	42	21	0	7	62	2.3		
55	Adrian Caldwell (Jr.)	28-0	300	10.7	22-45	.489	0-0		15-44	.341	17	51	68	2.4	32	0	18	21	13	7	59	2.1		
4	Robert Davis	4-0	3	0.8	0-2	.000	0-0		2-3	.667	1	0	1	0.3	0	0	0	0	0	0	0	0	0	
1	Miles Baberer	4-0	3	0.8	0-0		0-0		0-0		0	0	0	0.0	0	0	0	0	0	0	0	0	0	
	TEAM	29													79									
	SMU	29		827-1600	.517	88-205	.429	385-626	.615	320	659	1058	36.5	468	10	655	377	73	198	2127	73.3			
	Opponents	29		770-1750	.440	125-355	.352	296-448	.661	310	522	957	33.0	556	14	468	354	52	201	1961	67.6			

Assistant Coaches: Doug Ash, John Underwood, Paul Graham & Bill Foy
 Strength Coach: Stan Cain
 Trainer: Cash Birdwell
 Assistant Trainer: Kris Forbes

1987-88
DAVE BLISS
SWC CHAMPIONS, NCAA
SWC TOURNAMENT CHAMPIONS
 N28 James Madison (N1) W 121-89
 N29 at SW Missouri State (N1) W 69-58
 D3 [7] Florida (N2) W 82-76
 D5 ALABAMA STATE W 90-66
 D8 PRAIRIE VIEW A&M W 91-75
 D12 at [5] North Carolina L 74-90
 D14 at South Florida W 87-66
 D19 ALCORN STATE W 116-85
 D21 SANTA CLARA W 78-70
 D28 Louisville (N3) W 79-87
 D29 Creighton (N3) W 88-51
 D30 Texas A&M (N3) W 89-66
 J2 MORGAN STATE W 96-65
 J6 at Texas A&M * L 53-58
 J9 BAYLOR * (SWC) W, 3ot 97-93
 J13 ARKANSAS * L, ot 83-85
 J16 at Rice * W 72-60
 J19 at Houston * (USA) W 69-65
 J23 TEXAS TECH * (SWC) W 80-75
 J27 TEXAS * W 75-70
 J30 at TCU * (SWC) W 51-48
 F6 TEXAS A&M * W 94-71
 F10 at Baylor * L 57-71
 F13 at Arkansas * (SWC) W 73-63
 F17 RICE * W 86-68
 F20 HOUSTON * (SWC) W, ot 87-84
 F24 at Texas Tech * W 82-80
 F27 at Texas * L 69-76
 M2 TCU * W 86-74
 M5 CHICAGO STATE W 83-66
 M11 vs. TCU (N4) W 86-74
 M12 vs. Houston (N4) W 98-76
 M13 vs. Baylor (N4) W 75-64
 M17 vs. Notre Dame (N5) (CBS) W 83-75
 M19 vs. [5] Duke (N5) (CBS) L 79-94

RECORD:		OVERALL	HOME	AWAY	NEUTRAL	ATTENDANCE SUMMARY															
ALL GAMES		28-7	14-1	7-4	7-2	GAMES AVG															
CONFERENCE		12-4	7-1	5-3		HOME (Moody)	14	3,534													
NON-CONFERENCE		16-3	7-0	2-1		SWC HOME	8	4,757													
#	Player	GP-GS	Min	Avg	FG-FGA	Pct	3FG-FGA	Pct	FT-FTA	Pct	Reb	Avg	PF	FO	A	TO	Blk	Stl	Pts	Avg	
22	Kato Armstrong (Jr.)	35-35	1138	32.5	191-420	.455	21-60	.350	162-204	.794	69	2.0	80	1	209	121	10	58	565	16.1	
44	Carlton McKinney (Sr.)	35-35	1197	34.2	243-483	.503	35-84	.417	40-57	.702	193	5.5	101	4	126	78	3	61	561	16.0	
20	Todd Alexander (Jr.)	35-0	901	25.7	161-328	.491	82-181	.453	103-118	.873	128	3.7	88	2	152	61	5	45	507	14.5	
43	Eric Longino (Jr.)	35-35	907	25.9	202-375	.539	12-37	.324	45-50	.900	108	3.1	43	0	92	41	3	43	461	13.2	
23	Terry Thomas (Sr.)	34-34	1067	31.4	111-191	.581	0-1	.000	69-115	.600	270	7.9	98	3	88	57	21	52	291	8.6	
52	Glenn Puddy (Jr.)	35-35	843	24.1	98-181	.541	0-0		47-80	.588	203	5.8	119	11	52	49	34	21	243	6.9	
53	Vernon Perdue (So.)	35-0	663	18.9	42-70	.600	0-0		23-34	.676	121	3.5	67	1	29	24	8	4	107	3.1	
34	John Colborne (Fr.)	2-0	19	9.5	2-2	1.000	0-0		2-2	1.000	2	1.0	2	0	2	0	0	4	6	3.0	
14	Rod Hampton (Fr.)	4-0	20	5.0	3-6	.500	0-0		3-4	.750	2	0.5	1	0	5	2	0	2	9	2.3	
25	J.D. Green (Fr.)	24-0	97	4.0	20-47	.426	1-5	.200	6-10	.600	47	2.0	17	0	12	11	0	1	47	2.0	
32	Reginald Muhammad (So.)	26-0	135	5.2	14-26	.538	0-0		14-22	.636	49	1.9	24	0	5	6	1	42	1.6		
11	Mike Lucas (Jr.)	16-0	31	1.9	8-11	.727	1-3	.333	7-14	.500	9	0.6	3	0	5	3	0	3	24	1.5	
35	Coyle Winborn (Sr.)	20-1	107	5.4	8-15	.533	0-0		0-1	.000	15	0.8	7	0	11	8	0	2	16	0.8	
	TEAM	35									60										
	SMU	35		1103-2155	.512	152-371	.410	521-711	.733	1276	36.5	650	22	788	460	90	297	2879	82.3		
	Opponents	35		972-2092	.465	120-394	.305	450-689	.653	1174	33.5	645	26	634	503	74	217	2514	71.8		

* Medical Redshirt
 Assistant Coaches: Doug Ash, Paul Graham, John McCullough & Ray Farrell
 Strength Coach: Stan Cain
 Trainer: Cash Birdwell
 Assistant Trainer: Todd Bowden
 Manager: Bret Smith

1988-89
JOHN SHUMATE
 N18 at Wyoming (N1) (ESPN) L 65-70
 D3 [16] NORTH CAROLINA ST W 59-57
 D6 at [6] Oklahoma (HSE) L 87-104
 D8 FLORIDA SOUTHERN W 63-56
 D20 at Nevada-Reno L 85-97
 D22 at Santa Clara (ESPN) L 51-64
 D30 NORTHERN IOWA W 90-73
 J4 NORTH TEXAS W 81-71
 J7 TEXAS A&M * W 77-69
 J9 at [20] Kansas L, 2ot 82-90
 J11 at Baylor * W 70-67
 J14 at Arkansas * (Raycom) L 73-93
 J17 at Notre Dame (WGN) L 45-67
 J19 RICE * (HSE) W 67-57
 J21 HOUSTON * (Raycom) L, ot 83-84
 J25 at Texas Tech * (HSE) L 56-63
 J29 at Texas * (Raycom) L 65-96
 F1 TCU * (HSE) W 68-57
 F5 UNC-CHARLOTTE (USA) W 88-66
 F8 at Texas A&M * (HSE) L 58-82
 F11 BAYLOR * (Raycom) L 64-51
 F15 ARKANSAS * (HSE) L 68-81
 F18 at Rice * (HSE) L 65-67
 F22 at Houston * (HSE) W 88-85
 F26 TEXAS TECH * (Raycom) W 61-48
 F28 TEXAS * (USA) L 79-82
 M4 at TCU * L 57-62
 M6 CORNELL W 67-59
 M10 vs. Texas (N2) L, ot 91-93

RECORD:		OVERALL	HOME	AWAY	NEUTRAL	ATTENDANCE SUMMARY																
ALL GAMES		13-16	11-3	2-12	0-1	GAMES AVG																
CONFERENCE		7-9	5-3	2-6		HOME	14	4,104														
NON-CONFERENCE		6-7	6-0	0-6		SWC HOME	8	4,789														
#	Player	GP-GS	Min	Avg	FG-FGA	Pct	3FG-FGA	Pct	FT-FTA	Pct	Off	Def	Tot	Avg	PF	FO	A	TO	Blk	Stl	Pts	Avg
22	Kato Armstrong (Sr.)	12-12	428	35.7	85-181	.470	18-46	.391	51-65	.785	10	27	37	3.1	31	0	42	50	1	25	239	19.9
43	Eric Longino (Sr.)	29-29	998	34.3	189-379	.499	50-94	.532	54-62	.871	26	81	107	3.7	58	1	71	53	2	28	482	16.6
52	Glenn Puddy (Sr.)	25-24	736	29.4	144-262	.550	0-0		94-136	.691	81	163	244	9.8	85	0	27	51	16	10	382	15.3
20	Todd Alexander (Sr.)	10-4	218	21.8	36-86	.419	10-37	.270	18-28	.643	4	24	28	2.8	25	0	24	27	0	16	100	10.0
34	John Colborne (Jr.)	29-29	834	28.8	99-173	.572	1-2	.500	83-102	.814	68	109	177	6.1	60	0	27	51	4	8	282	9.7
25	J.D. Green (So.)	29-6	507	17.5	57-131	.435	6-12	.500	44-68	.647	27	49	76	2.6	62	2	26	66	4	17	164	5.7
14	Rod Hampton (So.)	28-16	620	22.1	35-92	.380	3-5	.600	50-76	.658	15	61	76	2.7	54	3	107	80	2	32	123	4.4
32	Reginald Muhammad (Jr.)	28-6	507	18.1	37-57	.649	0-1	.000	29-44	.659	35	73	108	3.9	52	0	10	31	7	4	103	3.7
24	Troy Valentino (Fr.)	18-2	128	12.7	14-46	.304	7-24	.292	14-18	.778	2	9	11	0.6	17	0	16	33	0	2	49	2.7
33	Tony Patterson (Sr.)	29-16	580	20.0	29-81	.358	2-13	.154	14-26	.538	25	58	83	2.9	27	0	45	36	0	10	74	2.6
50	Bobby Holkan (Fr.)	18-0	90	5.0	7-16	.438	0-0		4-7	.571	8											



1989-90
JOHN SHUMATE **10-18, 5-11**

N24	at North Texas	W	65-57
N27	VANDERBILT (KDAF, HSE)	L	60-65
D1	Louisiana Tech (N1)	L	68-71
D2	Lehigh (N1)	L	49-69
D6	[2] KANSAS (KDAF, HSE)	L	53-86
D16	TEXAS-ARLINGTON (HSE)	W	36-31
D20	at UNC-Charlotte	W	63-55
D23	TEXAS * (KDAF, HSE)	L	67-73
D30	TULANE (KDAF, HSE)	W	65-62
J3	TCU*	L	61-63
J6	BUCKNELL	L	88-80
J10	at Texas A&M * (KDAF, HSE)	W	67-54
J17	[12] ARKANSAS* (KDAF, HSE)	L	61-80
J20	at Rice * (Raycom)	L, ot	57-58
J21	at Houston*	W	47-64
J27	TEXAS TECH * (HSE)	W	69-40
J29	PENNSYLVANIA (KDAF, HSE)	L	49-56
J31	BAYLOR * (KDAF, HSE)	L	63-66
F3	at TCU * (Raycom)	L	43-83
F8	NOTRE DAME (KDAF, HSE)	L	49-63
F10	TEXAS A&M * (HSE)	L	57-58
F14	at Texas * (KDAF, HSE)	L	68-79
F17	at [8] Arkansas * (Raycom)	L	48-77
F21	RICE *	W	65-64
F24	HOUSTON * (Raycom)	L	63-71
F28	at Texas Tech	W	54-53
M3	at Rice	W	76-64
M9	vs. [19] ARKANSAS (N2)	L	61-84

N1-Stanford Apple Invitational at Stanford, Calif.
N2-SWC Post-Season Classic at Dallas (Reunion Arena)

RECORD:
ALL GAMES 10-18
CONFERENCE 5-11
NON-CONFERENCE 5-7

OVERALL
Player GP-GS Min Avg FG-FGA Pct 3FG-FGA Pct FT-FTA Pct Off Def Tot Avg PF FO A TO Blk Stl Pts Avg

HOME 5-10
AWAY 5-5
NEUTRAL 0-3

* wore 35 at home, 23 on road
Assistant Coaches: David Hammer, Dennis Wolff & Clifton McNeely
Trainer: Britt Brown
Managers: Bobby Davis & Melvino Hayes

ATTENDANCE SUMMARY

GAMES	18
HOME	5
SWC HOME	15
AVG	2,592
	2,749

Graduate Assistant: Don Farquhar
Strength Coach: Patrick Moons

1990-91
JOHN SHUMATE **12-17, 6-10**

N24	at Arizona State	L	79-89
N28	at Pennsylvania	L	59-66
D1	WISCONSIN	L	49-65
D4	at Kansas	L	60-80
D8	at Tulane	L	62-70
D19	MIAMI (Fla.)	W, 2ot	93-88
D22	at Vanderbilt	L	65-68
D28	COLUMBIA	W	79-45
D30	TEXAS-ARLINGTON	W	86-73
J2	TEXAS TECH*	L	54-56
J5	at TCU*	L	59-63
J7	SAM HOUSTON STATE	W	96-67
J9	TEXAS-SAN ANTONIO	W, ot	88-86
J12	TEXAS A&M*	W	65-50
J16	at Baylor*	W	90-63
J19	at [2] Arkansas*	L	70-98
J23	RICE*	W	77-73
J26	HOUSTON*	W	81-75
J30	at Texas*	L	80-96
F2	at Texas Tech*	L, 2ot	77-80
F5	TCU*	W	71-57
F9	TEXAS*	L	73-76
F13	at Texas A&M*	W	68-62
F16	BAYLOR*	L	64-70
F20	[3] ARKANSAS*	L	70-79
F23	at Rice*	L	62-71
F27	at Houston*	L	58-85
M8	vs. Houston (N1)	W	65-62
M9	vs. [23] Texas (N1)	L	74-82

N1-SWC Post-Season Classic at Dallas (Reunion Arena)

RECORD:
ALL GAMES 12-17
CONFERENCE 6-10
NON-CONFERENCE 6-7

OVERALL
Player GP-GS Min Avg FG-FGA Pct 3FG-FGA Pct FT-FTA Pct Off Def Tot Avg PF FO A TO Blk Stl Pts Avg

HOME 9-5
AWAY 2-11
NEUTRAL 1-1

Assistant Coaches: David Hammer, Jimmy Tubbs & Jim Carideo
Graduate Assistant: Eric Longino
Trainer: Britt Brown
Strength Coach: Patrick Moons
Managers: Bobby Davis & Eugene Boze

ATTENDANCE SUMMARY

GAMES	14
HOME	8
SWC HOME	14
AVG	2,938
	4,077

Graduate Assistant: Don Farquhar
Strength Coach: Patrick Moons

1991-92
JOHN SHUMATE **10-18, 4-10**

N22	at Southwest Texas State	W	63-59
N25	at San Diego	L	68-75
N30	VANDERBILT	L	55-67
D3	at Wisconsin	L	66-64
D7	TULANE	L	56-65
D17	WILLIAM & MARY	W	66-55
D20	at Miami (Fla.)	W	69-60
D28	TOWSON STATE	W	85-66
D30	at Texas-San Antonio	L	60-80
J4	[4] KANSAS	L	67-79
J8	at Texas Tech*	W	69-80
J11	at Texas A&M*	W	73-69
J15	TCU*	L	62-73
J18	at Oral Roberts	W	92-80
J22	at Texas*	W	91-106
J25	BAYLOR*	W	74-72
J28	[3] OKLAHOMA STATE	L	53-64
F1	at Rice*	L	56-66
F5	at Houston*	L	50-67
F8	TEXAS TECH*	W	51-47
F11	TEXAS A&M*	W	44-38
F15	at TCU*	L	59-70
F17	at Stetson	L	63-83
F22	TEXAS*	L	86-88
F24	at Baylor*	L	62-76
M2	RICE*	L, ot	53-58
M7	HOUSTON*	W	62-69
M13	vs. Houston (N1)	L	62-73

N1-SWC Postseason Classic at Dallas (Reunion Arena)

RECORD:
ALL GAMES 10-18
CONFERENCE 4-10
NON-CONFERENCE 6-8

OVERALL
Player GP-GS Min Avg FG-FGA Pct 3FG-FGA Pct FT-FTA Pct Off Def Tot Avg PF FO A TO Blk Stl Pts Avg

HOME 5-8
AWAY 5-9
NEUTRAL 0-1

Assistant Coaches: David Hammer & Jimmy Tubbs
Trainer: Britt Brown
Graduate Assistant: Eric Longino
Strength Coach: Mike Bradley
Volunteer Assistant: Clifton McNeely
Managers: Eugene Boze & Mark Witter

ATTENDANCE SUMMARY

GAMES	13
HOME	7
SWC HOME	13
AVG	3,112
	2,765

Volunteer Assistant: Clifton McNeely
Managers: Eugene Boze & Mark Witter

1992-93
JOHN SHUMATE **20-8, 12-2**
SWC CHAMPIONS, NCAA

D1	SOUTHWEST TEXAS STATE	W	90-69
D5	at [20] Tulane	L, ot	92-103
D9	ORAL ROBERTS	W	112-73
D12	at Vanderbilt	L	86-95
D23	NORTH TEXAS	W	110-94
D28	SAN DIEGO	W	106-71
D30	STETSON	W	87-77
J2	Oklahoma State (N1)	L	59-75
J4	[13] ARKANSAS	L	53-72
J6	at Saint Louis	W	63-56
J10	at Texas*	W	102-92
J13	SAINT LOUIS	W	66-59
J16	at Texas Tech * (Raycom)	W	61-59
J20	at TCU *	W	79-65
J23	at Houston * (Raycom)	L	75-85
J27	TEXAS A&M *	W, ot	68-65
J30	[25] HOUSTON *	W	70-60
F3	at Baylor *	W	105-92
F6	RICE *	W, ot	78-77
F9	TEXAS TECH * (Prime)	W	78-75
F16	TCU * (Prime)	W	60-53
F20	at Oral Roberts	W	102-95
F25	at Texas A&M *	W	84-73
F27	at Rice *	L	67-90
M3	BAYLOR *	W	81-74
M6	TEXAS *	W	86-80
M12	vs. TCU (N2)	L	71-72
M18	vs. Brigham Young (N3) (CBS)	L	71-80

N1-Tulsa, Okla.
N2-SWC Postseason Classic at Dallas (Reunion Arena)
N3-NCAA Tournament at Chicago, Ill.

RECORD:
ALL GAMES 20-8
CONFERENCE 12-2
NON-CONFERENCE 8-6

OVERALL
Player GP-GS Min Avg FG-FGA Pct 3FG-FGA Pct FT-FTA Pct Off Def Tot Avg PF FO A TO Blk Stl Pts Avg

HOME 13-1
AWAY 7-4
NEUTRAL 0-3

Assistant Coaches: David Hammer & Jimmy Tubbs
Trainer: Steve Smith
Strength Coaches: Mark Leitgeb & Mike Bradley
Managers: Eugene Boze & Mark Witter

ATTENDANCE SUMMARY

GAMES	14
HOME	7
SWC HOME	7
AVG	3,416
	4,306

Strength Coaches: Mark Leitgeb & Mike Bradley
Managers: Eugene Boze & Mark Witter



1993-94 JOHN SHUMATE 6-21, 3-11

RECORD:	OVERALL	HOME	AWAY	NEUTRAL	ATTENDANCE SUMMARY										
ALL GAMES	6-21	4-7	1-12	1-2	GAMES					AVG					
CONFERENCE	3-11	2-5	1-6		HOME					2,975					
NON-CONFERENCE	3-10	2-2	0-6	1-2	SWC HOME					11 3,323					

##	Player	GP-GS	Min	Avg	FG-FGA	Pct	3FG-FGA	Pct	FT-FTA	Pct	Off	Def	Tot	Avg	PF	FO	A	TO	Blk	Stl	Pts	Avg
20	James Gatewood (Sr.)	27-26	846	31.3	140-329	.426	0-0#DIV/0!		73-135	.541	63	125	188	7.0	105	8	32	59	36	35	353	13.1
10	Troy Dorrner (Sr.)	27-26	707	26.2	97-229	.424	39-82	.476	70-85	.824	13	91	104	3.9	76	5	66	69	2	30	303	11.2
23	Chad Allen (Sr.)	27-15	605	22.4	91-252	.361	57-150	.380	27-30	.900	23	33	56	2.1	51	3	26	27	2	12	266	9.9
4	Troy Matthews (Fr.)	27-13	766	28.4	76-207	.367	29-104	.279	41-72	.569	10	78	88	3.3	61	2	112	88	0	32	222	8.2
22	Chris Boyd (Fr.)	27-21	700	25.9	81-195	.415	9-37	.243	38-63	.603	42	86	128	4.7	41	1	61	43	12	25	209	7.7
42	Jabari Hearn (Fr.)	2-0	21	10.5	4-7	.571	4-6	.667	2-2	1.000	0	1	1	0.5	5	1	0	4	0	0	14	7.0
52	Raymond Van Beveren (Sr.)	26-18	507	19.5	62-111	.559	0-2	.000	17-43	.395	64	74	138	5.3	61	1	18	20	11	18	141	5.4
32	Chris Jessen (Sr.)	27-1	348	12.9	44-127	.346	19-65	.292	17-20	.850	7	32	39	1.4	40	1	19	31	2	5	124	4.6
44	Matt Timme (Jr.)	25-5	359	14.4	36-97	.371	0-1	.000	25-42	.595	30	60	90	3.6	51	3	12	29	7	13	97	3.9
21	Erion Harris (Fr.)	18-0	121	6.7	19-47	.404	4-18	.222	6-14	.429	11	11	22	1.2	10	0	1	15	4	5	48	2.7
3	Kwame Brown (Jr.)	24-7	247	10.3	25-38	.658	0-0	.000	5-17	.294	24	24	28	2.0	39	2	4	22	10	6	55	2.3
34	David Shivers (Sr.)	13-1	86	6.6	6-26	.231	3-8	.375	12-17	.706	0	7	7	0.5	10	0	11	16	0	4	27	2.1
30	Peter Bates (So.)	18-2	137	7.6	10-21	.476	0-1	.000	10-17	.588	12	16	28	1.6	25	0	3	14	0	0	30	1.7
	TM TEAM																					
	SMU	27			691-1686	.410	164-474	.346	343-557	.616	299	732	1031	38.2	575	27	365	437	86	185	1889	70.0
	Opponents	27			748-1701	.440	148-401	.369	482-702	.687	382	766	1148	42.5	502	21	412	394	83	229	2126	78.7

Assistant Coaches: Tom Schneider, Jimmy Tubbs & Jerry Kassin
Trainer: Gary Nelson
Managers: Chris Turner & Cedric Wilkerson

1994-95 JOHN SHUMATE 7-20, 3-11

RECORD:	OVERALL	HOME	AWAY	NEUTRAL	ATTENDANCE SUMMARY										
ALL GAMES	7-20	2-10	4-8	1-2	GAMES					AVG					
CONFERENCE	3-11	1-6	2-5		HOME					3,480					
NON-CONFERENCE	4-9	1-4	2-3	1-2	SWC HOME					12 2,535					

##	Player	GP-GS	Min	Avg	FG-FGA	Pct	3FG-FGA	Pct	FT-FTA	Pct	Off	Def	Tot	Avg	PF	FO	A	TO	Blk	Stl	Pts	Avg
4	Troy Matthews (So.)	27-27	939	34.8	134-359	.373	73-201	.363	78-105	.743	17	92	109	4.0	61	0	105	74	0	28	419	15.5
10	Jemeil Rich (So.)	27-20	788	29.2	120-334	.359	55-157	.350	40-77	.519	31	55	86	3.2	62	1	90	69	4	47	335	12.4
44	Matt Timme (Sr.)	27-19	719	26.6	97-213	.455	0-3	.000	53-76	.697	68	81	149	5.5	103	8	21	46	16	17	247	9.1
44	Jabari Hearn (Fr.)	27-17	650	24.1	80-216	.370	54-147	.367	26-39	.667	37	60	97	3.6	63	2	30	37	1	21	240	8.9
21	Erion Harris (So.)	27-21	551	20.4	81-219	.370	14-56	.250	45-72	.625	38	78	116	4.3	55	1	33	60	3	23	221	8.2
23	Jermyn Bracey (Jr.)	27-25	564	20.9	66-171	.386	7-26	.269	61-73	.836	43	89	132	4.9	66	1	34	46	5	18	200	7.4
3	Kwame Brown (Sr.)	24-10	338	14.1	31-62	.500	0-1	.000	5-38	.132	35	53	88	3.7	50	3	6	18	23	7	67	2.8
24	Jay Poerner (Fr.)	23-3	187	8.1	24-48	.500	0-0	.000	10-16	.625	15	14	29	1.3	25	0	9	13	3	2	58	2.5
30	Peter Bates (Jr.)	25-13	340	13.6	20-53	.377	0-0	.000	19-26	.731	22	39	61	2.4	51	2	9	19	6	5	59	2.4
31	Mark Grafenreed (Fr.)	11-0	78	7.1	5-20	.250	0-0	.000	3-6	.500	2	2	4	0.4	6	0	4	7	0	1	13	1.2
22	Matt Fitzsimmons (Fr.)	8-0	36	4.5	3-10	.300	2-6	.333	0-0	.000	2	1	1	0.1	3	0	0	0	0	1	8	1.0
32	Bobby Dimson (Fr.)	24-0	146	6.1	8-31	.258	0-2	.000	4-17	.235	7	15	22	0.9	12	1	6	6	5	3	20	0.8
11	Shawn Cantrell	3-0	3	1.0	0-1	.000	0-1	.000	2-2	1.000	0	0	0	0.0	1	0	0	2	0	1	2	0.7
33	Paul Zorad (Fr.)	14-0	61	4.4	2-7	.286	0-0	.000	2-4	.500	5	3	8	0.6	13	0	3	2	0	1	6	0.4
	TM TEAM																					
	SMU	27			671-1744	.385	205-600	.342	348-551	.632	320	698	1018	37.7	571	19	350	399	66	175	1895	70.2
	Opponents	27			791-1635	.484	142-371	.383	480-710	.676	340	808	1148	42.5	507		382	400	99	216	2204	81.6

Assistant Coaches: Jimmy Tubbs, Dick Lien & Darren Tillis
Trainer: Gary Nelson
Managers: Chris Turner & Cedric Wilkerson

1995-96 MIKE DEMENT 8-20, 3-11

RECORD:	OVERALL	HOME	AWAY	NEUTRAL	ATTENDANCE SUMMARY										
ALL GAMES	8-20	6-6	0-13	2-1	GAMES					AVG					
CONFERENCE	3-11	3-4	0-7		HOME					12 2,158					
NON-CONFERENCE	5-9	3-2	0-6	2-1	SWC HOME					7 2,627					

##	Player	GP-GS	Min	Avg	FG-FGA	Pct	3FG-FGA	Pct	FT-FTA	Pct	Off	Def	Tot	Avg	PF	FO	A	TO	Blk	Stl	Pts	Avg
24	Jay Poerner (So.)	28-23	778	27.8	133-270	.493	7-20	.350	96-119	.807	61	79	140	5.0	91	2	23	66	8	16	369	13.2
4	Troy Matthews (Fr.)	28-26	986	35.2	117-322	.363	73-222	.329	45-105	.429	35	65	100	3.6	55	1	102	93	3	34	352	12.6
10	Jemeil Rich (Jr.)	28-17	826	29.5	96-257	.374	37-111	.333	39-66	.591	17	65	82	2.9	62	1	108	76	4	46	268	9.6
42	Jabari Hearn (So.)	28-27	839	30.0	83-209	.397	38-115	.330	29-58	.500	53	96	149	5.3	63	2	53	53	5	16	233	8.3
32	Bobby Dimson (So.)	28-22	692	24.7	79-149	.530	1-3	.333	30-63	.476	56	67	123	4.4	62	0	25	36	18	18	189	6.8
14	Mohammed Tijani (Jr.)	28-8	555	19.8	54-104	.519	0-0	.000	56-74	.757	53	100	153	5.5	92	7	23	50	20	20	164	5.9
31	Mark Grafenreed (So.)	28-8	481	17.2	36-89	.404	13-41	.317	29-44	.659	40	54	94	3.4	32	0	18	38	4	9	114	4.1
21	Erion Harris (Jr.)	20-6	193	9.7	25-54	.463	1-8	.125	8-14	.571	17	28	45	2.3	20	0	14	17	3	4	59	3.0
22	Matt Fitzsimmons (So.)	17-1	68	4.0	11-25	.440	8-18	.444	3-4	.750	1	7	8	0.5	7	0	1	1	1	0	33	1.9
23	Jermyn Bracey (Sr.)	18-0	100	5.6	7-18	.389	0-0	.000	8-13	.615	10	7	17	0.9	9	0	5	7	0	3	22	1.2
30	Peter Bates (Sr.)	16-2	109	6.8	5-13	.385	0-0	.000	8-14	.571	11	15	26	1.6	11	0	1	8	0	5	18	1.1
20	Mike Carpenter	5-0	8	1.6	0-3	.000	0-3	.000	0-0	.000	0	2	2	0.4	3	0	1	1	0	1	0	0.0
33	Paul Zorad (So.)	3-0	6	2.0	0-2	.000	0-0	.000	0-0	.000	0	2	2	0.7	0	0	1	0	0	0	0	0.0
	TM TEAM																					
	SMU	28			646-1515	.426	178-541	.329	351-574	.611	354	684	1038	37.1	507	13	375	446	66	172	1821	65.0
	Opponents	28			682-1574	.433	180-462	.390	401-581	.690	362	603	965	34.5	534		382	369	87	216	1945	69.5

Assistant Coaches: Dean Keener, Jimmy Tubbs & Robert Lineburg
Trainer: Gary Nelson
Managers: Jim Dillavou & David Kraitman

1996-97 MIKE DEMENT 16-12, 7-9

RECORD:	OVERALL	HOME	AWAY	NEUTRAL	ATTENDANCE SUMMARY										
ALL GAMES	16-12	9-4	6-7	1-1	GAMES					AVG					
CONFERENCE	7-9	4-4	3-5		HOME					13 3,550					
NON-CONFERENCE	9-3	5-0	3-2	1-1	WAC HOME					8 4,600					

##	Player	GP-GS	Min	Avg	FG-FGA	Pct	3FG-FGA	Pct	FT-FTA	Pct	Off	Def	Tot	Avg	PF	FO	A	TO	Blk	Stl	Pts	Avg
24	Jay Poerner (Jr.)	28-27	864	30.9	172-339	.507	19-45	.422	103-132	.780	67	117	184	6.6	69	0	35	64	8	15	466	16.6
10	Jemeil Rich (Sr.)	26-25	819	31.5	116-285	.407	29-92	.315	58-85	.682	21	86	107	4.1	58	1	81	53	1	43	319	12.3
23	Stephen Woods (Fr.)	27-26	906	33.6	105-256	.410	54-150	.360	56-65	.846	11	72	83	3.1	54	1	92	47	2	40	319	11.8
4	Troy Matthews (Sr.)	28-28	925	33.0	74-229	.323	45-150	.300	37-61	.607	37	59	96	3.4	60	1	68	53	0	29	230	8.2
32	Bobby Dimson (Jr.)	27-15	536	19.9	72-152	.474	1-2	.500	32-56	.571	52	61	113	4.2	36	0	14	22	16	22	177	6.6
14	Mohammed Tijani (Sr.)	28-2	478	17.1	55-108	.509	0-1	.000	55-84	.655												



1997-98										RECORD:										OVERALL		HOME		AWAY		NEUTRAL		ATTENDANCE SUMMARY																													
MIKE DEMENT																				18-10, 6-8		ALL GAMES										18-10		13-4		4-5		1-1		GAMES										AVG							
																				CONFERENCE										6-8		3-4		3-1				HOME										3,508									
																				NON-CONFERENCE										12-2		10-0		1-1				WAC HOME										4,222									
															GP-GS			Min		Avg		FG-FGA		Pct		3FG-FGA		Pct		FT-FTA		Pct		Off		Def		Tot		Avg		PF		FO		A		TO		Blk		Stl		Pts		Avg	
															28-28			893		31.9		160-349		45.8		31-88		35.2		105-140		.750		72		105		177		6.3		70		0		41		50		12		44		56.6			

1998-99										RECORD:										OVERALL		HOME		AWAY		NEUTRAL		ATTENDANCE SUMMARY																							
MIKE DEMENT																				15-15, 7-7		ALL GAMES										15-15		8-6		6-6		1-3		GAMES										AVG	
																				CONFERENCE										7-7		4-3		3-4				HOME										3,796			
																				NON-CONFERENCE										8-8		4-3		3-2				WAC HOME										4,771			

1999-2000										RECORD:										OVERALL		HOME		AWAY		NEUTRAL		ATTENDANCE SUMMARY																							
MIKE DEMENT																				21-9, 9-5		ALL GAMES										21-9		13-2		7-6		1-1		GAMES										AVG	
																				CONFERENCE										9-5		5-2		4-3		0-0		HOME										5,222			
																				NON-CONFERENCE										12-4		8-0		3-3				AWAY										4,934			

2000-01										RECORD:										OVERALL		HOME		AWAY		NEUTRAL		ATTENDANCE SUMMARY																							
MIKE DEMENT																				18-12, 8-8		ALL GAMES										18-12		10-2		5-7		3-3		GAMES										AVG	
																				CONFERENCE										8-8		6-2		2-6		0-0		HOME										5,955			
																				NON-CONFERENCE										10-4		4-0		3-1				AWAY										5,833			



2001-02 MIKE DEMENT 15-14, 10-8 Att. N16 SAVANNAH STATE W 74-54 2476 N18 NAVY W 81-64 2287 N20 TEXAS TECH L 75-78 8988 N27 at Baylor W 90-92 7258 N30 LaSalle (N1) W 72-63 15500 D1 at [7] Iowa (N1) L 69-86 15500 D4 at North Texas W 74-66 2101 D6 TENNESSEE L 62-79 5638 D14 ORAL ROBERTS W 82-64 2102 D18 at TCU L 62-79 1944 D28 BOISE STATE* W 80-67 3198 D30 UTEP* W 55-46 3528 J5 at Louisiana Tech* W 74-71 3331 J10 at San Jose State* W 68-66 1273 J12 at Hawaii* L 74-83 9041 J17 RICE* W 76-49 3758 J19 TULSA* W 87-95 5898 J24 at Fresno State* L 70-78 10220 J26 at Nevada* W 71-57 6486 F2 LOUISIANA TECH* L 66-70 3826 F7 HAWAII* L 78-85 3662 F9 SAN JOSE STATE* W 84-55 3074 F14 at Tulsa* W 69-87 8160 F16 at Rice* W 63-61 2527 F21 NEVADA* W 77-71 3121 F23 FRESNO STATE* L 78-86 5038 F28 at UTEP* W 63-61 7892 M2 at Boise State* L 63-80 5372 M6 vs. Nevada (N2) L 66-72 3557

RECORD: ALL GAMES 15-14 CONFERENCE 10-8 NON-CONFERENCE 5-6 OVERALL HOME AWAY NEUTRAL # Player GP-GS Min Avg FG-FGA Pct 3FG-FGA Pct FT-FTA Pct Off Def Tot Avg PF FO A TO Blk Stl Pts Avg

2002-03 MIKE DEMENT 17-13, 11-7 Att. N24 TCU W, ot 87-84 7102 N26 at Texas Tech (KFWD) L 59-77 7581 N29 NORTH TEXAS W 88-75 4087 D4 at Oral Roberts L 62-75 4856 D17 at Wake Forest (FSN-SW) L 49-73 7916 D21 BAYLOR W 66-58 5075 D28 vs. Gardner-Webb (N1) W 64-63 11373 D29 at UNL (N1) L 78-79 10430 J2 SAN DIEGO W, ot 88-82 2989 J4 at Louisiana Tech* L 77-89 1173 J9 at Hawaii* L 55-72 6807 J11 at San Jose St.* W 91-79 7916 J16 FRESNO ST.* L 73-75 2874 J18 NEVADA* W, ot 86-76 3044 J23 at Rice* (FSN-SW) W 89-83 2277 J25 at Tulsa* W, ot 86-84 8405 F1 UTEP* W 80-56 2978 F1 BOISE ST.* L, ot 85-88 3251 F6 SAN JOSE ST.* W 82-69 2572 F8 HAWAII* (FSN-SW) W 79-69 4972 F13 at Nevada* L 64-82 6436 F15 at Fresno St.* L 56-76 10068 F19 TULSA* L 70-77 3126 F22 RICE* W 73-63 3987 F27 at Boise St.* W 66-58 3762 M1 at UTEP* W 65-43 6457 M8 LOUISIANA TECH* W 84-81 4173 M13 vs. Boise State (N2) W 65-58 3127 M14 vs. Nevada (N2) L 68-81 6134

RECORD: ALL GAMES 17-13 CONFERENCE 11-7 NON-CONFERENCE 6-6 OVERALL HOME AWAY NEUTRAL # Player GP-GS Min Avg FG-FGA Pct 3FG-FGA Pct FT-FTA Pct Off Def Tot Avg PF FO A TO Blk Stl Pts Avg

2003-04 MIKE DEMENT/ROBERT LINEBURG* 12-18, 5-13 Att. N22 Texas-Pan American (N1) W 69-59 1326 N28 at San Diego L 65-68 1013 D1 TEXAS TECH W 62-59 6213 D3 at Baylor W 66-62 4225 D15 [9] WAKE FOREST L 66-78 5012 D19 APALACHIAN STATE W 79-87 1013 D20 vs. Miami(OH)(N2)(ESPN+) W 66-55 8233 D21 at [17]Purdue(N2)(ESPN+) W 60-59 8201 D31 at Navy W 68-54 1353 J3 vs.Oklahoma St.(N3)(ESPN) L 54-89 9760 J6 TULSA* W 67-58 2874 J10 at Fresno State* L 53-54 13653 J18 at Nevada* L 74-84 7061 J15 HAWAII* W 65-66 4743 J17 SAN JOSE STATE* W 73-58 2804 J20 at Rice* L 40-80 1808 J24 LOUISIANA TECH* L 61-75 2122 J29 at UTEP* L 62-88 10276 J31 at Boise State* L 59-61 4641 F5 NEVADA* W, ot 71-70 2067 F7 FRESNO STATE* L, Tot 69-61 4872 F12 at San Jose State* W 62-55 1133 F14 at Hawaii* L 59-62 7883 F21 at Louisiana Tech* L, ot 69-74 2000 F26 BOISE STATE* W 50-89 2108 F28 UTEP* L 71-81 5104 M4 at Tulsa* W 64-56 7120 M6 RICE* (SportsWest) W 66-7 2492 M9 vs. Nevada (N4) W 79-60 5493 M11 vs. Nevada (N4) L 60-75 5303

RECORD: ALL GAMES 12-18 CONFERENCE 5-13 NON-CONFERENCE 7-5 OVERALL HOME AWAY NEUTRAL # Player GP-GS Min Avg FG-FGA Pct 3FG-FGA Pct FT-FTA Pct Off Def Tot Avg PF FO A TO Blk Stl Pts Avg

2004-05 JIMMY TUBBS 14-14, 9-9 Att. N19 TEXAS-TYLER W 76-61 2737 N22 at Montana State W, ot 69-61 2717 N29 [6] OKLAHOMA STATE L 57-76 7832 D1 at Texas Tech (KFWD) L 67-105 6783 D4 TEXAS STATE L 67-78 6232 D12 at TCU L 51-65 4017 D16 BAYLOR W 77-43 3698 D20 ARK-PINE BLUFF W 87-50 2188 D30 at Rice* L, ot 64-66 2619 J1 at Tulsa* W, ot 95-83 5719 J6 FRESNO STATE* W 74-63 2422 J18 NEVADA* L 66-73 3121 J13 at Hawaii* L 59-71 6510 J15 at San Jose State* W 77-69 914 J22 at Louisiana Tech* L 57-58 2863 J27 UTEP* L 55-60 3736 J29 BOISE STATE* W 78-69 3624 F3 at Nevada L 59-73 7497 F5 at Fresno State* L 70-71 12353 F10 SAN JOSE STATE* W 86-46 2081 F12 HAWAII* W 71-65 1254 F16 LOUISIANA TECH* W 73-70 2774 F19 at Toledo L 67-78 4546 F25 at BOISE ST.* (SportsWest) W 80-62 4315 F27 at UTEP* L 74-79 11713 M3 TULSA* W, ot 81-74 3106 M5 RICE* (SportsWest) L, Tot 75-89 5233 M10 vs.Rice (N1) (ESPN-GP) W 47-63 1909 N1-WAC Tournament in Reno, Nev. (Lawlor Events Center)

RECORD: ALL GAMES 14-14 CONFERENCE 9-9 NON-CONFERENCE 5-5 OVERALL HOME AWAY NEUTRAL # Player GP-GS Min Avg FG-FGA Pct 3FG-FGA Pct FT-FTA Pct Off Def Tot Avg PF FO A TO Blk Stl Pts Avg



2005-06
JIMMY TUBBS **13-16, 4-10 Att**
 N20 at La-Monroe L 64-71 632
 N22 CENTENARY W 85-67 2133
 N27 TOLEDO L 60-72 2036
 N29 LONG ISLAND W 74-62 2152
 D1 at Texas State W 78-67 1715
 D3 at Oklahoma State L 54-64 11714
 D10 HARDIN-SIMMONS W 85-70 2032
 D19 SAVANNAH STATE W 89-46 2188
 D22 at Wyoming L 69-75 3715
 D28 HARVARD W 76-55 2649
 D30 TCU (CSTV) W 52-49 3152
 J3 [12] OKLAHOMA L 47-50 6857
 J11 UTEP* L 67-80 3732
 J14 at [5] Memphis* L 53-73 14443
 J18 at East Carolina* W, ot 74-70 4612
 J21 RICE* W, ot 80-69 4112
 J24 at Texas-Pan American W 84-54 1150
 J28 at UTEP* L 53-57 11794
 F1 at Tulane* L 56-59 1478
 F4 SOUTHERN MISS* W 58-53 2874
 F8 TULSA* L 51-55 3373
 F11 at Houston* L 57-69 4306
 F15 MARSHALL* L, ot 72-75 2372
 F18 UCF* W 77-55 2241
 F22 at Tulsa* (CSTV) L 56-73 5525
 F25 UAB* L 68-73 4118
 M4 at Rice* L 66-68 3068
 M8 vs Rice (N1) W 61-59 9282
 M9 vs [24] UAB (N1) (CSTV) L 55-69 9346

2005-06:
ALL 13-16 9-6 3-9 1-1
H 4-10 3-4 1-6 0-0
A 9-6 6-2 2-3 1-1
N 1-1
 ALL GAMES 13-16 9-6 3-9 1-1
 CONFERENCE 4-10 3-4 1-6 0-0
 NON-CONFERENCE 9-6 6-2 2-3 1-1
 ## Player GP-S Min Avg FG-A Pct 3FG-A Pct FT-A Pct Off Def Reb Avg PF FO A TO Blk Stl Pts Avg
 11 Bryan Hopkins 22-22 751 34.1 101-265 .381 52-150 .347 64-79 .810 15 79 94 4.3 54 1 77 72 6 52 318 14.5
 15 Derrick Roberts 29-20 904 31.2 119-259 .459 17-63 .270 55-83 .663 36 69 105 3.6 62 1 70 68 8 26 310 10.7
 2 Devon Pearson 29-25 836 28.8 118-296 .399 16-67 .239 54-78 .692 87 155 242 8.3 58 1 34 48 13 34 306 10.6
 3 Dez Willingham 29-28 853 29.4 87-239 .364 46-126 .365 59-77 .766 8 56 64 2.2 33 0 76 64 0 33 279 9.6
 21 Donatas Rackauskas 29-15 564 19.4 71-141 .504 1-2 .500 38-59 .644 46 89 135 4.7 71 1 16 36 28 14 181 6.2
 25 Bamba Fall 18-14 344 24.1 33-68 .485 0-0 .000 39-64 .609 24 49 73 4.1 52 1 11 30 53 5 105 5.8
 10 Ike Ofoegbu 27-15 422 15.6 35-62 .565 0-0 .000 32-50 .640 40 42 82 3.0 60 1 21 32 11 14 102 3.8
 34 Brian Epps 27-40 235 8.7 31-85 .365 9-39 .231 16-17 .941 12 21 33 1.2 23 0 11 17 2 8 87 3.2
 12 Jon Killen 29-40 396 13.7 20-42 .476 0-1 .000 17-23 .739 9 20 29 1.0 53 1 43 42 1 25 57 2.0
 0 Paulius Ritter 7-10 39 5.6 3-4 .750 0-0 .000 3-5 .600 6 3 9 1.3 12 0 6 3 2 9 1.3
 22 Ryan Hopkins 9-1 30 3.3 3-7 .429 1-4 .250 2-2 1.000 2 4 6 0.7 0 0 3 3 0 2 9 1.0
 23 Matt Williams 1-0 4 4.0 0-0 .000 0-0 .000 0-0 .000 0 0 0 0 0 0 0 0 0 0 0 0.0
TEAM Total 29 686-1588 432 142-454 .313 407-580 .702 362 697 1059 36.5 540 9 376 455 138 222 1921 66.2
 Opponents 29 657-1615 407 160-473 .338 385-559 .689 360 620 980 33.8 522 397 418 99 225 1859 64.1

SCORING: **1** **2** **OT** **TOT**
 SMU 886 1000 35 1921
 Opp. 840 996 23 1859

PLAYER **HT** **WT** **PS** **CL** **HOMETOWN (LAST SCHOOL)**
 Brian Epps 6-5 225 G/F Jr. Milwaukee, Wisc. (Ga. Perimeter JC)
 Bamba Fall 7-1 200 C Fr. St. Louis, Senegal (Oak Hill Academy (Va.))
 Bryan Hopkins 6-0 195 G Sr. Dallas, Texas (Lincoln HS)
 Ryan Hopkins 6-2 170 G Sr. Dallas, Texas (Lincoln HS)
 Jon Killen 6-4 195 G So. Arlington, Texas (Martin HS)
 Brian Morris 6-8 260 F Fr. Portland, Ore. (Jefferson HS)
 Ike Ofoegbu 6-8 225 F Jr. San Antonio, Texas (Hill/Taft)
 Devon Pearson 6-6 235 F Jr. Miami, Fla. (Northwestern)
 Donatas Rackauskas 6-11 245 F/C Jr. Alytus, Lithuania (New Hampton (N.H.))
 Paulius Ritter 6-7 255 F So. Vilnius, Lithuania (Holland Hall (Okla.))
 Derrick Roberts 6-4 198 G So. Houston, Texas (Nimitz HS)
 Matt Williams 6-2 180 G Fr. Addison, Texas (Trinity Christian Academy)
 Dez Willingham 6-0 180 G So. De Soto, Texas (Kansas State)

STAFF
 Head Coach: Jimmy Tubbs
 Assistant Coach: Robert Lineburg
 Assistant Coach: Dean Christian
 Assistant Coach: Anthony Anderson
 Director of Operations: Tim Heskett
 Strength Coach: Courtney Ray
 Trainer: Zach McLeese
 Manager: Matt Lisiewski
 Assistant Manager: Brian Porth

ATTENDANCE **GMS** **TOT** **AVG**
 HOME 15 46,021 3,069
 AWAY 12 64,152 5,346
 NEUTRAL 2 18,628 9,314
 TOTAL 29 128,801 4,442
C-USA **GMS** **TOT** **AVG**
 HOME 7 22,822 3,261
 AWAY 7 45,226 6,461
 TOTAL 14 68,048 4,861

CONFERENCE USA: **ALL** **H** **A**
 CONFERENCE 4-10 3-4 1-6
 ## Player GP-S Min Avg FG-A Pct 3FG-A Pct FT-A Pct Off Def Reb Avg PF FO A TO Blk Stl Pts Avg
 11 Bryan Hopkins 14-14 496 35.4 66-177 .373 30-94 .319 45-54 .833 8 47 55 3.9 40 1 46 46 1 36 207 14.8
 15 Derrick Roberts 14-7 428 30.6 52-109 .477 10-28 .357 20-32 .625 18 35 53 3.8 27 0 24 29 0 10 134 9.6
 2 Devon Pearson 14-13 392 28.0 49-133 .368 4-21 .190 25-33 .758 33 78 111 7.9 29 1 18 19 3 14 127 9.1
 3 Dez Willingham 14-13 399 28.5 39-110 .355 20-56 .357 20-26 .769 6 23 29 2.1 15 0 34 32 0 13 118 8.4
 1 Brian Morris 7-4 143 20.4 22-46 .478 0-0 .000 6-13 .462 14 21 35 5.0 22 1 8 14 0 2 50 7.1
 21 Bamba Fall 14-13 378 27.0 31-65 .477 0-0 .000 33-56 .589 22 45 67 4.8 42 1 9 27 47 5 95 9.8
 25 Donatas Rackauskas 14-1 227 16.2 20-46 .435 0-0 .000 23-27 .852 18 42 60 4.3 29 0 7 19 9 3 63 4.5
 34 Brian Epps 12-0 86 7.2 13-38 .342 4-14 .286 7-8 .875 7 9 16 1.3 10 0 3 3 1 3 37 3.1
 10 Ike Ofoegbu 13-4 156 12.0 11-20 .550 0-0 .000 7-12 .583 12 20 32 2.5 24 0 3 15 6 5 29 2.2
 12 Jon Killen 14-0 164 11.7 8-14 .571 0-0 .000 8-11 .727 2 3 5 0.4 22 0 13 16 0 11 24 1.7
 22 Ryan Hopkins 3-1 6 2.0 2-4 .500 0-2 .000 0-0 .000 1 0 1 0.3 0 0 1 0 0 0 4 1.3
TEAM Total 14 313-762 411 68-215 .316 194-272 .713 158 345 503 35.9 260 4 166 222 67 102 888 63.4
 Opponents 14 324-796 407 82-233 .352 199-286 .696 181 330 511 36.5 242 - 204 190 59 119 929 66.4

SCORING: **1** **2** **OT** **TOT**
 SMU 375 478 35 888
 Opp. 411 495 23 929

2006-07
MATT DOHERTY **14-17, 3-13 Att**
 N12 vs. Illinois State (N1) W 57-55 6807
 N13 vs. McNeese State (N1) W 70-54 6897
 N14 at Florida State (N1) L 52-59 6780
 N18 DAYTON W 53-48 2707
 N22 LA-MONROE W 99-66 1036
 N27 PAUL QUINN W 76-54 962
 D3 TEXAS COLLEGE W 79-63 1185
 D13 PRAIRIE VIEW A&M W 68-51 1350
 D16 at Centenary W 68-40 618
 D21 at TCU (CSTV) W 64-62 3987
 D28 at Oklahoma (ESPN-FC) L 42-69 10338
 D30 NORTH CAROLINA A&T L 76-80 1434
 J4 UT-PAN AMERICAN W 84-71 1022
 J6 BROWN W, ot 60-56 1090
 J10 SOUTHERN MISS* L 56-57 2519
 J13 at Houston* (CSTV) L 67-82 3812
 J17 at UCF* L 56-64 3151
 J20 UTEP* L 67-72 3038
 J24 TULANE* W 55-53 1636
 J27 at Tulsa* L 66-70 5816
 J31 at UAB* W 60-56 3691
 F3 at [11] Memphis* (ESPN) L 52-88 15748
 F7 HOUSTON* (CSTV) L 49-64 1774
 F10 RICE* L 60-63 2588
 F14 at Marshall* L 49-52 3080
 F17 EAST CAROLINA* W 65-42 2136
 F21 at UTEP* L 56-85 7652
 F24 at Rice* L 66-75 1579
 F28 TULSA* (CSTV) L 60-67 1337
 M3 [6] MEMPHIS* (CSTV) L 61-64 3592
 M7 vs. Southern Miss (N2) L 52-59 8339

2006-07: **ALL** **H** **A** **N**
 ALL GAMES 14-17 9-7 3-9 2-1
 CONFERENCE 3-13 2-6 1-7 0-0
 NON-CONFERENCE 11-4 7-1 2-2 2-1
 ## Player GP-S Min Avg FG-A Pct 3FG-A Pct FT-A Pct Off Def Reb Avg PF FO A TO Blk Stl Pts Avg
 11 Ike Ofoegbu 31-30 953 30.7 137-274 .500 29-64 .453 138-196 .704 109 127 236 7.6 84 1 30 103 13 36 441 14.2
 2 Devon Pearson 27-24 777 28.8 92-234 .393 26-89 .292 50-66 .758 51 116 167 6.2 57 1 30 49 15 31 260 9.6
 34 Brian Epps 19-4 435 22.9 56-149 .376 31-97 .320 26-32 .813 15 46 61 3.2 41 1 13 32 2 9 169 8.9
 15 Derrick Roberts 26-20 803 30.9 81-189 .429 40-109 .367 19-26 .731 16 47 63 2.4 39 0 56 43 4 21 221 8.5
 12 Jon Killen 31-31 1047 33.8 78-201 .378 43-112 .384 54-76 .711 12 73 85 2.7 96 4 151 116 0 54 249 8.0
 25 Donatas Rackauskas 30-19 679 22.6 85-187 .455 10-29 .344 54-85 .635 63 107 170 5.7 71 3 27 45 22 8 234 7.8
 21 Bamba Fall 25-11 541 21.6 68-125 .544 1-1 1.000 40-60 .667 37 81 118 4.7 65 1 13 40 62 7 177 7.1
 3 Dez Willingham 31-14 733 23.6 49-167 .293 35-118 .297 34-41 .829 6 43 49 1.6 32 1 62 39 0 19 167 5.4
 33 Cameron Spencer 19-1 147 7.7 6-11 .545 0-0 .000 3-13 .231 6 21 27 1.4 22 1 5 15 3 2 15 0.8
 0 Paulius Ritter 18-1 81 4.5 3-11 .273 0-5 .000 3-5 .600 6 6 12 0.7 16 0 1 1 1 0 9 0.5
 4 Thomas Andrews 6-0 6 1.0 0-1 .000 0-0 .000 2-2 1.000 0 1 1 0.2 0 0 0 2 0 0 2 0.3
 24 Mike Norton 8-0 16 2.0 0-4 .000 0-2 .000 1-3 .333 0 1 1 0.1 4 0 0 2 0 1 1 0.1
 5 Bryan Remphrey 6-0 7 1.2 0-0 .000 0-0 .000 0-0 .000 0 2 2 0.3 1 0 0 3 0 0 0 0.0
 13 Darren Baucham 2-0 2 1.0 0-0 .000 0-0 .000 0-0 .000 0 0 0 0.0 0 0 0 0 0 0 0 0.0
TEAM Total 31 653-1553 420 215-626 .343 424-605 .701 360 710 1070 34.5 529 13 388 502 122 188 1945 62.7
 Opponents..... 31 600-1661 421 197-611 .322 344-516 .667 340 621 961 31.0 566 - 377 422 97 251 1941 62.6

SCORING: **1** **2** **OT** **TOT**
 SMU 897 1038 10 1945
 Opp. 898 1037 6 1941

ATT. **Gm-Tot** **Avg** **Conf-Tot** **Avg**
 H 16 - 29,406 1,838 8 - 18,620 2,328
 A 12 - 66,252 5,521 8 - 44,529 5,566
 N 3 - 22,043 7,348
 TOT 31 - 117,701 3,797 16 - 63,149 3,947

STAFF
 Head Coach: Matt Doherty
 Associate Head Coach: Mike Garland
 Assistant Coach: Steve Lutz
 Assistant Coach: Lance Irvin
 Director of Operations: Malcolm Farmer
 Strength Coach: Courtney Ray
 Trainer: Zach McLeese
 Manager: Brian Porth
 Asst. Mgrs: Rick Collins, Stephen Reiff,
 Derek Roberts, Marcus Rolls
 Captains: Killen & Rackauskas were appointed before the season. Ofoegbu & Roberts were added on Jan. 11.

CONFERENCE USA: **ALL** **H** **A**
 CONFERENCE 3-13 2-6 1-7
SCORING: **1** **2** **TOT**
 SMU 415 530 945
 Opp. 513 541 1054
 ## Player GP-S Min Avg FG-A Pct 3FG-A Pct FT-A Pct Off Def Reb Avg PF FO A TO Blk Stl Pts Avg
 10 Ike Ofoegbu 16-16 541 33.8 79-166 .476 20-39 .513 78-113 .690 55 72 127 7.9 44 0 19 62 4 18 256 16.0
 2 Devon Pearson 13-10 371 28.5 37-102 .363 7-27 .259 24-27 .889 25 52 77 5.9 28 0 14 19 9 13 105 8.1
 34 Brian Epps 10-3 257 25.7 27-80 .338 20-56 .357 16-21 .762 8 24 32 3.2 22 0 7 21 0 7 90 9.0
 15 Derrick Roberts 11-7 329 29.9 35-83 .422 15-46 .326 4-8 .500 5 19 34 2.2 12 0 21 15 0 7 89 8.1
 12 Jon Killen 16-16 569 35.6 36-109 .330 23-71 .324 36-33 .788 6 43 49 3.1 51 3 73 57 0 21 121 7.6
 21 Bamba Fall 10-8 249 24.9 25-57 .439 1-1 1.000 20-24 .833 20 33 53 5.3 25 1 3 17 28 2 71 7.1
 3 Dez Willingham 16-13 465 29.1 32-103 .311 23-73 .315 21-24 .875 3 19 22 1.4 20 1 28 17 0 9 108 6.8
 25 Donatas Rackauskas 15-7 275 18.3 34-77 .442 3-15 .200 20-34 .588 19 38 57 3.8 36 2 14 19 5 4 91 6.1
 4 Thomas Andrews 1-0 1 1.0 0-0 .000 0-0 .000 2-2 1.000 0 0 0 0 0 0 0 0 0 0 2 2.0
 33 Cameron Spencer 8-0 75 9.4 1-4 .250 0-0 .000 2-8 .250 2 10 12 1.5 12 1 4 5 0 0 4 0.5
 0 Paulius Ritter 11-0 62 5.6 3-10 .300 0-4 .000 1-3 .333 5 6 11 1.0 11 0 0 1 1 0 7 0.6
 24 Mike Norton 2-0 5 2.5 0-1 .000 0-1 .000 1-3 .333 0 0 0 0 2 0 0 0 0 1 1 0.5
 5 Bryan Remphrey 1-0 1 1.0 0-0 .000 0-0 .000 0-0 .000 0 0 0 0 0 0 0 0 0 0 0 0.0
TEAM Total 16 309-792 .390 112-333 .336 215-300 .717 168 337 505 31.6 264 8 183 243 47 82 945 59.1
 Opponents 16 385-845 .456 102-304 .336 182-274 .664 172 352 524 32.8 286 - 223 200 59 125 1054 65.9

2006-07: SMU broke ground on the \$13-million, 43,000 sq.-foot Crum Basketball Center, unveiled the million-dollar video/scoreboard in Moody Coliseum, and signed five freshmen in the early period that ranked as high as 24th nationally. Two late signings made it seven in Doherty's inaugural recruiting class. SMU had a team-record 6 regular-season games on national TV. On the floor, the RPI improved more than 60 spots from 2005-06, a 7-game win-streak which was the best since 1999-00, and the 11-3 start was the best since 2000-01. The team allowed 62.7 pts/gm, which was the 3rd-best at SMU. Ofoegbu was named All-C-USA 3rd-team (led team 14.5 pts, 7.6 rebs), C-USA high 10 double-doubles and shot a league-best 51.3 percent on 3FG in C-USA play. Fall earned C-USA All-defensive honors (led C-USA with 2.48 blocks/gm). Fall set SMU soph. record with 62 blocks, breaking Jon Konkak's 54 (1982-83). Killen led SMU with 4.87 asts/gm (most at SMU in 14 seasons). Rackauskas made ESPN *The Magazine* Academic All-District 6. He and Killen were C-USA All-Defensive. Those two plus Norton made C-USA Commissioner's Honor Roll. **SMU Team Awards:** Captains - Killen, Ofoegbu, Rackauskas, Roberts; Most Improved - Fall; Rebounder - Ofoegbu; Defensive Award - Killen; Charges Taken - Killen; Assists Leader - Killen; FT Pct - Willingham; Coaches Award - Roberts; Screener - Ofoegbu; Academic Award - Rackauskas; MVP - Ofoegbu



2007-08 MATT DOHERTY 10-20, 4-12 Att ALL H A N SCORING: 1 2 OT OT2 TOT

PLAYER HT WT PS CL HOMETOWN (LAST SCHOOL) Paulius Ritter 6-7 255 F Sr. Vilnius, Lithuania (Holland Hall [Okla.]

2007-08: The Mustangs opened the Crum Basketball Center. A new playing surface with a new floor design was also installed in Moody Coliseum before the season.

STAFF Head Coach: Matt Doherty Assoc. Head Coach: Milton Barnes Assistant Coach: Steve Lutz

CONFERENCE USA: ALL H A CONFERENCE 4-12 3-5 1-7 SCORING: 1 2 OT OT2 TOT

2007-08: The Mustangs opened the Crum Basketball Center. A new playing surface with a new floor design was also installed in Moody Coliseum before the season.

2008-09 MATT DOHERTY 9-21, 3-13 Att ALL H A N SCORING: 1 2 OT OT2 TOT

2008-09: ALL GAMES 9-21 9-8 0-12 0-1 CONFERENCE 3-13 3-5 0-8 0-0

2008-09: Bamba Fall was the lone senior on a team dominated by newcomers. The Mustangs had a first-year player led the team in scoring in 27 of 30 games.

STAFF Head Coach: Matt Doherty Assoc. Head Coach: Milton Barnes Assistant Coach: Steve Lutz

PLAYER HT WT PS CL HOMETOWN (LAST SCHOOL) Bamba Fall 7-1 225 C Sr. St. Louis, Senegal (SEEDS Acad./Oak Hill Acad. [Va.]

2008-09: Bamba Fall was the lone senior on a team dominated by newcomers. The Mustangs had a first-year player led the team in scoring in 27 of 30 games.

CONFERENCE USA: ALL H A CONFERENCE 3-13 3-5 0-8 SCORING: 1 2 OT OT2 TOT

2008-09: Bamba Fall was the lone senior on a team dominated by newcomers. The Mustangs had a first-year player led the team in scoring in 27 of 30 games.



2011-12

MATT DOHERTY

	13-19	4-12	Att
N11 MCMURRY	W	78-49	1922
N14 vs Colorado State (N1)	L	56-75	177
N15 vs Fresno State (N1)	L	52-54	195
N19 FLORIDA GULF COAST	W	65-64	1374
N21 at Oral Roberts (N2)	L	56-62	1971
N22 vs Ark-Pine Bluff (N2)	W	64-55	2218
N27 GEORGIA SOUTHERN	W	55-49	1492
D4 at UALR	W, ot	69-63	2526
D15 JACKSON STATE (N3)	L	58-59	1925
D19 at Southeast Missouri	W	84-65	1662
D22 DALLAS CHRISTIAN	W	77-41	1520
D28 vs Oklahoma St (N4) (ESPNU)	L, 2ot	58-68	6707
D31 LOUISIANA TECH	L	73-65	1596
J3 at Mississippi (FSN)	L	48-50	4728
J7 at Tulsa *	W	57-55	4341
J11 RICE *	L	52-68	1951
J14 at UTEP *	L, ot	64-70	7187
J18 HOUSTON *	W	70-54	1939
J21 at Memphis * (FSN South)	L	45-63	16721
J25 at Tulane *	L	74-80	2334
J28 TULSA * (FSN)	L	60-66	2237
F1 at East Carolina *	L	43-62	4281
F4 UCF *	L	52-59	2065
F8 TCU	W	68-62	3508
F11 at Rice *	L	39-43	1363
F15 UAB *	L	28-47	1582
F18 MARSHALL *	L	68-73	2110
F22 TULANE *	W	64-50	1639
F25 at Houston *	L	59-62	5282
F29 at Southern Miss *	L	60-67	3934
M3 UTEP *	W	57-48	3330
M7 vs Marshall (N5) (CSS)	L	56-74	8356

* Conference USA game
N1 - NIT Season Tip-Off (West Regional - Stanford, Calif.)
N2 - NIT Season Tip-Off (Consolation Rounds - Tulsa, Okla.)
N3 - Dallas Classic (Elis Davis Fieldhouse - Dallas, Texas)
N4 - The Showcase (American Airlines Center - Dallas, Texas)
N5 - C-USA Championship (FedExForum - Memphis, Tenn.)

2011-12:

	ALL	H	A	N
ALL GAMES	13-19	9-6	3-9	1-4
CONFERENCE	4-12	3-5	1-7	0-0
NON-CONFERENCE	9-7	6-1	2-2	1-4

##	Player	GP-S	Min	Avg	FG-A	Pct	3FG-A	Pct	FT-A	Pct	Off	Def	Tot	Avg	PF	FO	A	TO	Blk	Stl	Pts	Avg
24	NYAKUNDI, Robert	31-31	1034	33.4	156-337	.463	84-203	.414	64-82	.780	34	116	150	4.8	90	3	30	58	9	35	460	14.8
11	GILES, London	31-27	922	29.7	102-239	.427	50-132	.379	57-70	.814	7	69	76	2.5	52	3	34	51	0	35	311	10.0
21	JONES, Jalen	32-18	693	21.7	80-180	.444	11-40	.275	85-142	.599	41	63	104	3.3	63	3	19	43	12	22	256	8.0
02	SAMARRIPPAS, Jeremiah	31-31	990	31.9	73-203	.360	33-102	.324	34-40	.850	10	59	69	2.2	54	0	130	73	0	32	213	6.9
02	WILLIAMS, Shawn	24-17	554	23.1	52-137	.380	20-74	.270	11-28	.393	28	69	97	4.0	37	1	28	18	10	20	135	5.6
00	CLINKSCALES, Rodney	27-5	430	15.9	36-86	.419	25-67	.373	18-20	.900	4	31	35	1.3	25	0	17	13	2	8	115	4.3
03	SMITH, Leslee	25-6	377	15.1	36-82	.439	6-22	.273	17-30	.567	24	60	84	3.4	57	0	31	37	11	21	95	3.8
01	MANUEL, Ryan	32-0	390	12.2	31-59	.525	2-5	.400	21-30	.586	3	33	36	1.1	32	0	33	29	2	17	105	3.3
15	CUNNINGHAM, Canner	31-3	370	11.9	38-91	.418	2-14	.143	43-79	.590	27	62	89	2.9	59	2	14	35	18	11	101	3.3
13	PATSEVICH, Aliaksei	32-17	547	17.1	32-98	.327	13-56	.232	17-11	.765	22	24	46	1.4	42	1	31	24	6	17	90	2.8
05	VILDE, Ricmonds	15-5	158	10.5	9-21	.429	2-9	.222	7-11	.636	8	17	25	1.7	27	1	13	10	1	2	27	1.8
35	NORMAN, Eric	9-0	27	3.0	0-5	.000	0-0	.000	1-2	.500	0	3	3	0.3	1	0	2	2	1	0	1	0.1
34	WALKER, Jordan	3-0	4	1.3	0-1	.000	0-0	.000	0-0	.000	0	2	2	0.7	1	0	0	1	0	1	0	0.0
40	DUNLEAVY, Kevin	3-0	4	1.3	0-0	.000	0-0	.000	0-0	.000	1	0	1	0.3	0	0	0	1	0	0	0	0.0
TM	TEAM																					
Total		32			645-1539	.419	248-728	.341	371-551	.673	249	660	909	28.6	543	14	382	403	72	221	1909	59.7
Opponents		32			666-1563	.426	203-660	.308	387-562	.689	326	749	1075	33.6	547	-	363	460	75	207	1922	60.1

STAFF

Head Coach: Matt Doherty
 Assistants: Larry Mangino, Jerry Hobbie,
 Alvin "Poop" Williamson
 Dir. of Operations: Gerald Lewis
 Strength Coach: Doug Hix
 Trainer: Warren Young
 Video: Mike Walker
Pronunciations: Nyakundi (nuh-kune-dee); Aliaksei Patsevich (uh-lex-ee pat-seh-vech); Samarrippas (sam-uh-rip-us); Ricmonds Vilde (rich-munds vilde-day)
ATT: Gm-Tot Avg Conf-Tot Avg
 H 15 - 30, 190 2,013 8 - 16,853 2,107
 A 12 - 56, 330 4,694 8 - 45,443 5,680
 N 5 - 17,653 3,531
 Tot 32 - 104, 173 3,255 16 - 62,296 3,894

CONFERENCE USA:

##	Player	GP-S	Min	Avg	FG-A	Pct	3FG-A	Pct	FT-A	Pct	Off	Def	Tot	Avg	PF	FO	A	TO	Blk	Stl	Pts	Avg
24	NYAKUNDI, Robert	15-15	496	33.1	73-172	.424	40-103	.388	27-35	.771	7	49	56	3.7	45	2	10	25	5	24	213	14.2
11	GILES, London	15-13	438	29.2	44-107	.411	21-60	.350	15-18	.833	3	26	29	1.9	32	3	16	16	0	13	124	8.3
21	JONES, Jalen	16-10	369	23.1	41-79	.519	3-11	.273	46-80	.575	13	33	46	2.9	38	3	9	20	7	10	131	8.2
12	SAMARRIPPAS, Jeremiah	15-15	480	32.0	41-103	.398	18-50	.360	16-20	.900	6	29	35	2.3	24	0	60	39	0	18	118	7.9
02	WILLIAMS, Shawn	16-12	367	22.9	29-89	.326	12-52	.231	4-16	.250	16	51	67	4.2	25	1	18	12	7	12	74	4.6
00	CLINKSCALES, Rodney	15-4	249	16.6	18-47	.383	12-36	.333	8-16	1.000	1	18	19	1.3	18	0	10	7	1	5	56	3.7
03	SMITH, Leslee	16-4	234	14.6	23-48	.479	4-14	.286	9-17	.529	13	36	49	3.1	36	0	22	24	6	10	59	3.7
01	MANUEL, Ryan	16-0	198	12.4	17-31	.548	1-2	.500	20-32	.625	0	15	15	0.9	20	0	19	20	1	10	55	3.4
13	PATSEVICH, Aliaksei	16-6	231	14.4	13-36	.361	3-16	.188	4-4	1.000	7	5	12	0.8	19	0	14	12	2	7	33	2.1
15	CUNNINGHAM, Canner	16-1	136	8.5	10-27	.370	1-6	.167	5-9	.556	8	19	27	1.7	28	0	2	15	6	7	26	1.6
05	VILDE, Ricmonds	4-0	25	6.3	1-4	.250	0-0	.000	1-3	.333	0	4	4	1.0	5	0	0	3	0	1	3	0.8
35	NORMAN, Eric	1-0	2	2.0	0-0	.000	0-0	.000	0-0	.000	0	0	0	0.0	0	0	0	0	0	0	0	0.0
TM	TEAM																					
Total		16			310-743	.417	115-352	.327	157-242	.649	93	313	406	25.4	291	9	180	198	35	117	892	55.8
Opponents		16			328-751	.437	101-330	.306	210-311	.675	166	379	545	34.1	248	-	202	228	40	107	967	60.4

SCORING:	1	2	OT	TOT	
SMU	866	1008	35	0	1909
Opp	897	980	35	10	1922

	1	2	OT	TOT
Off	116	150	48	90
Def	76	69	76	221
Tot	63	104	33	200
Avg	5.9	6.9	3.2	5.2
PF	54	69	22	145
FO	3	13	0	16
A	30	58	0	88
TO	9	35	0	44
Blk	12	22	0	34
Stl	19	43	0	62
Pts	319	460	0	779
Avg	10.0	14.8	0.0	12.1

2011-12: SMU set the school-record for 2nd straight season as he led C-USA in scoring defense at 60.1 (61.3 in 2010-11) 3FG% age at 41.4% (84-203) (25th NCAA) and was 2nd in C-USA for 3FGs (2.7), 7th in scoring (14.8) and 6th in FT% (78.0). He became just the second person to lead C-USA in 3FG% twice. Giles was second for SMU at 10.0 points while shooting 37.9% on 3FGs. He made 1.6 3FGs/game (13th C-USA) and shot 81.4% on FTs; for the team lead at 1.1 steals/game (T-12th C-USA). Samarrippas was 5th in C-USA in assists (4.2) and assist/to (1.8).

2012-13

LARRY BROWN

	15-17	5-11	Att
N11 LOYOLA MARYMOUNT	W	73-58	3578
N15 at TCU (FSSV)	W	64-61	4145
N17 at Texas State	W	78-75	2008
N19 MALONE (N1)	W	81-47	2821
N21 RIDER (N1)	W	83-70	2901
N24 vs Ark-Little Rock (N2)	L	56-69	261
N25 vs Missouri State (N2)	W	62-61	306
N28 UTAH	W	62-55	3501
D1 at Hofstra	W	73-47	3147
D15 at Rhode Island (Cox)	L	50-72	3822
D18 at UTAH (Pac-12 Mt)	L	53-62	7563
D21 vs WAGNER (N3)	L	53-63	1530
D22 vs Alcorn State (N3)	W	67-52	1523
D30 FURMAN	W	72-53	2858
J2 [R/VR] WYOMING	L	56-59	3308
J6 TULSA * (FSN)	L	47-48	3590
J9 at Houston *	L	67-78	3123
J12 TULANE *	W	59-53	3132
J16 SOUTHERN MISS *	L	70-74	3207
J19 at UTEP * (CSS/CSH)	L	54-63	8154
J26 at UCF *	L	65-74	4638
J30 at Marshall *	W	68-57	5407
F2 HOUSTON * (TWC)	L, ot	80-84	3886
F6 [R/VR] MEMPHIS *	L	52-60	5170
F9 at Rice *	W	61-39	2256
F16 at Tulane * (FSN)	L	67-78	2355
F23 EAST CAROLINA * (TWC)	L	69-72	3642
F27 RICE * (TWC)	W	67-55	3280
M2 at UAB *	L	69-74	4152
M6 at Tulsa *	W	71-65	4710
M9 UTEP (N4) (TWC)	L	63-76	3331
M13 vs UAB (N5)	L	52-53	5743

* Conference USA game
N1 - Hoops for Hope Classic - Host Rounds
N2 - Hoops for Hope Classic (Puerto Vallarta, Mexico)
N3 - Cable Car Classic (Santa Clara, Calif.)
N4 - Curtis Culwell Center (Garland, Texas)
N5 - C-USA Tournament (Tulsa, Okla. - BOK Center)

RECORD:

	ALL	H	A	N
ALL GAMES	15-17	7-7	6-7	2-3
CONFERENCE	5-11	2-6	3-5	0-0
NON-CONFERENCE	10-6	5-1	3-2	2-3

##	Player	GP-S	Min	Avg	FG-A	Pct	3FG-A	Pct	FT-A	Pct	Off	Def	Tot	Avg	PF	FO	A	TO	Blk	Stl	Pts	Avg
01	MANUEL, Ryan	32-31	1090	34.1	108-237	.456	5-20	.250	167-209	.799	25	110	135	4.2	86	5	73	77	5	39	388	12.1
11	GILES, London	32-32	1081	33.8	96-217	.442	33-89	.371	46-66	.697	63	102	165	5.2	96	4	53	49	24	29	417	8.5
02	WILLIAMS, Shawn	32-32	1081	33.8	96-217	.442	33-89	.371	46-66	.697	63	102	165	5.2	96	4	53	49	24	29	417	8.5
02	WILLIAMS, Shawn	16-12	367	22.9	29-89	.326	12-52	.231	4-16	.250	16	51	67	4.2	25	1	18	12	7	12</		



2013-14 LARRY BROWN NIT FINALIST

Table with columns: Rank, Opponent, Date, Score, Location, Result. Includes games vs TCU, Rhode Island, Arkansas, etc.

RECORD: ALL GAMES, CONFERENCE, NON-CONFERENCE. Includes individual player stats for Manuel, Ryan, Williams, Shawn, etc.

SCORING: 1 2 TOT. Includes individual stats later vacated and team totals for SMU.

Table with columns: Rank, Opponent, Date, Score, Location, Result. Includes games vs Memphis, Temple, Rutgers, etc.

RECORD: ALL GAMES, CONFERENCE, NON-CONFERENCE. Includes individual player stats for Sterling Brown, Canner Cunningham, etc.

SCORING: 1 2 TOT. Includes individual stats later vacated and team totals for SMU.

Head Coach: Larry Brown; Associate HC: Tim Jankovich; Assistant Coaches: Ulric Maligi & K.T. Turner. Includes biographical information for the coaching staff.

RECORD: ALL GAMES, CONFERENCE, NON-CONFERENCE. Includes individual player stats for Moore, Ben, Moore, Kevin, etc.

SCORING: 1 2 TOT. Includes individual stats later vacated and team totals for SMU.

2014-15 LARRY BROWN AMERICAN CHAMPIONS

Table with columns: Rank, Opponent, Date, Score, Location, Result. Includes games vs Lamar, Gonzaga, Indiana, etc.

RECORD: ALL GAMES, CONFERENCE, NON-CONFERENCE. Includes individual player stats for Moore, Ben, Moore, Kevin, etc.

SCORING: 1 2 TOT. Includes individual stats later vacated and team totals for SMU.

Head Coach: Larry Brown; Associate HC: Tim Jankovich; Assistant Coaches: Ulric Maligi & K.T. Turner. Includes biographical information for the coaching staff.

RECORD: ALL GAMES, CONFERENCE, NON-CONFERENCE. Includes individual player stats for Moore, Ben, Moore, Kevin, etc.

SCORING: 1 2 TOT. Includes individual stats later vacated and team totals for SMU.

Head Coach: Larry Brown; Associate HC: Tim Jankovich; Assistant Coaches: Ulric Maligi & K.T. Turner. Includes biographical information for the coaching staff.

RECORD: ALL GAMES, CONFERENCE, NON-CONFERENCE. Includes individual player stats for Moore, Ben, Moore, Kevin, etc.

SCORING: 1 2 TOT. Includes individual stats later vacated and team totals for SMU.



2015-16 25-5, 13-5

LARRY BROWN/TIM JANKOVICH LAS VEGAS CLASSIC CHAMPIONS

Table with columns: #, Player, GP-5, Min, Avg, FG-A, Pct, 3FG-A, Pct, FT-A, Pct, Off, Def, Tot, Avg, PF, FO, A, TO, Blk, Stl, Pts, Avg. Lists game results for the 2015-16 season.

[AP / Coaches]; * AAC game; N1 - Continental Tire Las Vegas Classic host rounds N2 - Las Vegas Classic (LV - Orleans Arena) + home sellout (Jankovich 9-0, Brown 16-5)

Head Coach: Larry Brown Associate HC: Tim Jankovich Assistant Coaches: K.T. Turner & Jerry Hobbie Director of Operations: Jay Duncan Director of Recruiting: Sean Stout Director of Video: Nemanja Jovanovic Director of Player Development: George Lynch Graduate Manager: Kevin Dunleavy, Jr. Strength and Conditioning Coach: Carlos Daniel Athletic Trainer: Warren Young Managers: Nicky Mintz, Matt Biafore, Alex Levy, LaVelt Page, Evan Webb, Miles Reiten, Andy Sorensen Pronunciations: Jake Brudish (broo-dish), Ben Emelogu (eh-mel-o-goo), Jarrey Foster (juh-ray), Tim Jankovich (jank-o-vich), Semi Ojeleye (shem-ee o-juh-lay)

Summary table with columns: ATT, Gm-Tot, Avg, Conf-Tot, Avg. Totals: 17-117,420, 6,907, 9-62,827, 6,981

RECORD: ALL GAMES 25-5 16-1 7-4 2-0 CONFERENCE 13-5 8-1 5-4 0-0 NON-CONFERENCE 12-0 8-0 2-0 2-0

SCORE BY PERIODS: 1st 2nd Total SMU 1108 1211 2319 Opp 911 992 1903

AMERICAN CONFERENCE ALL H A SCORING: 1 2 TOT SMU 626 700 1326 Opp 557 602 1159

SCORE BY PERIODS: 1st 2nd Total SMU 1108 1211 2319 Opp 911 992 1903

2015-16: SMU finished 25-5 overall with a 16-1 record at Moody Coliseum. SMU finished second in The American at 13-5. SMU won the Las Vegas Classic with Nic Moore named MVP. SMU was No. 24 in the final AP Top 25 after reaching as high as No. 8. The final poll was the 17th straight week in the AP Top 25 after RV in the first two polls. The Mustangs started 18-0, best start in program history, and were the last undefeated team in the nation. SMU led AAC in 8 of 21 stat rankings and ranked in the top 10 of 7 NCAA stats. SMU finished second in The American in scoring (77.3) while leading the AAC in FG% (49.7, 4th NCAA), 3FG% (42.0, 3rd NCAA), assists (17.6, 6th NCAA) and rebound margin (+10.2, 4th NCAA). SMU was also second in the AAC in assist-to-turnover ratio (1.40, 27th NCAA). Nic Moore was named AAC Player of the Year for the second straight season and All-AAC First Team for the third straight season. Markus Kennedy repeated as AAC Sixth Man of the Year. Shake Milton was on the AAC All-Rookie team. Nic Moore was named All-District First Team by the NABC and UWBWA. Ben Moore was NABC All-District Second Team. Nic Moore, a Bob Cousy Award Finalist and a candidate for the Naismith Award, Wooden Award and Oscar Robertson Trophy, led the AAC in scoring (16.1), 3FGM (2.6/gm) and assists (5.2). Sterling Brown led the AAC in 3FG% (.536). Jordan Tolbert led SMU at 8.5 rebounds (4th AAC) with 3.53 offensive rebounds (1st AAC, 24th NCAA).

2016-17 30-5, 17-1

TIM JANKOVICH AMERICAN CHAMPIONS AMERICAN TOURNAMENT CHAMPIONS NCAA TOURNAMENT

Table with columns: #, Player, GP-5, Min, Avg, FG-A, Pct, 3FG-A, Pct, FT-A, Pct, Off, Def, Tot, Avg, PF, FO, A, TO, Blk, Stl, Pts, Avg. Lists game results for the 2016-17 season.

[AP / Coaches]; * AAC game; N1 - 2K Classic (Host Rounds) N2 - 2K Classic (New York - Madison Square Garden) N3 - AAC Tournament (Hartford, Conn. - XL Center) N4 - NCAA First Round (Tulsa, Okla. - BOK Center)

Head Coach: Tim Jankovich Associate Head Coach: K.T. Turner Assistant Coaches: Shawn Forrest & Jay Duncan Director of Operations: Sean Stout Director of Recruiting: Jerry Hobbie Director of Player Development: George Lynch Special Asst. To Head Coach: Nemanja Jovanovic Graduate Managers: Kevin Dunleavy, Jr. & Jon Ekey Strength & Conditioning: Mark Mitchell Athletic Trainer: Warren Young Pronunciations: Emelogu II (eh-mel-o-goo), Jarrey (juh-ray), Jankovich (jank-o-vich), Kontopoulos (kon-top-oo-lus), Dashawn (duh-shawn), Semi Ojeleye (shem-ee o-juh-lay)

RECORD: ALL GAMES 30-5 18-0 8-3 4-2 CONFERENCE 17-1 9-0 8-1 0-0 NON-CONFERENCE 13-4 9-0 0-2 4-0

SCORE BY PERIODS: 1st 2nd Total SMU 1227 1372 2599 Opp 965 1135 2100

AMERICAN CONFERENCE ALL H A SCORING: 1 2 TOT SMU 649 719 1368 Opp 479 586 1065

SCORE BY PERIODS: 1st 2nd Total SMU 1227 1372 2599 Opp 965 1135 2100

2016-17: SMU won the American Athletic Conference regular-season and tournament titles en route to the NCAA Tournament. The Mustangs had a program-record 30 victories (30-5) that included winning streaks of 10 games and 16 games in a stretch that saw wins in 26 of 27 outings. SMU went 18-0 at home and 17-1 in the AAC. The Pones were ranked in the AP top 25 for the last six weeks of the season, finishing No. 11 in the final poll. Jankovich was named the AAC Coach of the Year, the USBWA District VII Coach of the Year, NABC All-District 25 Coach and a Naismith Coach of the Year semifinalist. Five Mustangs garnered league awards with Semi Ojeleye being named The American Player of the Year and Scholar-Athlete of the Year. Ojeleye was also All-AAC First Team, AP All-America Honorable Mention and CoSIDA Academic All-America Second Team. Ben Moore, Sterling Brown and Shake Milton made the All-AAC Second Team. Ben Emelogu II was named AAC Co-Sixth Man of the Year. After winning the conference tournament, Moore and Brown were named All-Tournament with Ojeleye selected as the Most Outstanding Player. Moore and Brown were selected to play in the NABC All-Star game at the Final Four in Phoenix.

AMERICAN CONFERENCE ALL H A SCORING: 1 2 TOT SMU 649 719 1368 Opp 479 586 1065

**2017-18** **17-16, 6-12****TIM JANKOVICH**

Opponent	W/L	PTS	RECORD	ALL	H	A	N
N10 UMBG (ESPN3)	W	78-67	6841	17-16	13-5	2-8	2-3
N12 ULM (ESPN3)	W	83-65	6622	6-12	4-5	2-7	0-0
N15 Northwestern St (ESPN3)	W	81-35	6769	11-4	9-0	0-1	0-3
N18 Ark.-Pine Bluff (ESPN3)	W	72-37	6738	0-0	0-0	0-0	0-0
Bad Boy Mowers Battle 4 Atlantis (Nassau, Bahamas)	W	73-37	6738	0-0	0-0	0-0	0-0
N22 vs Northern Iowa (ESPN3)	L	58-61	909	21-24	690	31.4	116-271
N23 vs [2/4] Arizona (ESPN3)	W	66-60	1236	19-19	616	32.4	97-208
N24 vs Western Kentucky (E3)	L	61-63	1252	30-33	1051	31.8	123-266
N28 UTRGV (ESPN3)	W	95-64	6326	33-33	1096	33.2	140-287
D2 [14/18] USC (ESPN)	W	72-55	6918	31-24	661	21.3	101-218
D5 at [20/20] TCU (FSSW+)	L	83-94	6840	27-9	436	16.1	44-86
D13 New Orleans (ESPN3)	W	79-66	6512	32-10	561	17.5	35-122
D18 [-/v] Boise State (ESPN)	W	86-63	6551	16-2	160	10.0	14-22
D19 Cal Poly (ESPN3)	W	84-64	6480	3-0	478	14.5	18-37
D27 UCF * (ESPN2)	W	56-51	6628	12-0	38	1.9	1-5
D31 USF * (ESPN)	L	79-39	6477	1-5	200	0-3	0-0
J4 at Tulane * (ESPNU)	L	70-73	1512	0-2	0-0	0-0	0-0
J7 at [19/20] Cincinnati *(ESPN2)	L	56-76	9109	0-0	0-0	0-0	0-0
J10 Temple * (CBSNN)	L	64-66	6471	43	814	1835	444
J17 at [7/4] Wichita St *(ESPNU) W	83-78	10506		428	281	746	379
J20 Tulane * (ESPNews)	W	73-62	6814	339	384	560	686
J25 at Connecticut * (CBSNN) L	52-63	7322		365	744	1109	33.6
J28 East Carolina * (CBSNN) W	86-61	6544		537	674	1096	33.2
F1 at Tulsa * (CBSNN) L	67-66	4337		552	475	663	36.5
F8 at [6/v] Houston * (ESPN2) L	58-67	6345		552	475	663	36.5
F11 [[6/6] Cincinnati *(ESPN) L	51-76	6935		552	475	663	36.5
F14 Memphis *(ESPNU) L	67-70	6539		552	475	663	36.5
F17 at UCF *(ESPNU) L	37-52	4016		552	475	663	36.5
F21 at East Carolina*(ESPNews) W	77-58	2923		552	475	663	36.5
F24 [13/12] Wichita St *(ESPN) L	78-84	6931		552	475	663	36.5
F28 [25/v] Houston *(ESPN2) L	56-69	6782		552	475	663	36.5
M4 at USF *(ESPNews) L	54-65	2593		552	475	663	36.5

RECORD:

ALL	H	A	N	SMU	1st	2nd	Total
ALL GAMES	17-16	13-5	2-8	2-3	1044	1249	2293
CONFERENCE	6-12	4-5	2-7	0-0	937	1177	2114
NON-CONFERENCE	11-4	9-0	0-1	0-3			

SCORE BY PERIODS:

	1st	2nd	Total
SMU	1044	1249	2293
Opp	937	1177	2114

AMERICAN: ALL H A SCORING: 1 2 TOT

AMERICAN: CONFERENCE	ALL	H	A	SMU	1	2	TOT
M8 vs Connecticut (ESPNU) W	6-12	4-5	2-7	517	647	1164	1186
M9 vs [8/8] Cincinnati (ESPN2) L	51-61	8491		521	665	1186	

CONFERENCE

Opponent	W/L	PTS	RECORD	ALL	H	A	N
01 MILTON, Shake	9-9	328	36.4	56-110	509	23-45	511
00 McMURRAY, Jahmal	18-12	575	31.9	90-218	413	51-126	405
10 FOSTER, Jarrey	6-6	176	29.3	27-61	443	3-17	176
31 WHITT, Jimmy	18-18	636	35.3	74-169	438	5-17	294
21 EMELOGU, Ben	18-18	580	32.2	63-153	412	23-66	348
05 CHARGOIS, Ethan	16-11	326	20.4	37-97	381	12-51	235
23 AGAU, Akoy	18-7	341	18.9	34-62	548	3-9	333
20 LANDRUM, Elijah	17-8	322	18.9	21-63	333	14-47	298
03 DOUGLAS, William	18-2	267	14.8	11	48	229	7-24
34 1.9							
24 RAY, Everett	3-0	21	7.0	1-3	.333	0-1	.000
22 WILFONG, Luke	4-0	5	1.3	1-2	.500	1-1	1.000
12 PYLE, James	11-0	23	2.1	0-3	.000	0-2	.000
TM TEAM.....							
Total.....	18			415-989	420	142-406	350
Opponents.....	18			415-969	428	150-433	346

* American Athletic Conference [AP / Coaches]

Head Coach: Tim Jankovich

Associate Head Coach: K.T. Turner

Assistant Coaches: Shawn Forrest & Jay Duncan

Director of Operations: Sean Stout

Director of Recruiting: Tyrone Maxey

Special Asst. To Head Coach: Nemanja Jovanovic

Graduate Managers: Kevin Dunleavy, Jr. & Jon Ekey

Director of BB Athletic Performance: Mark Mitchell

Athletic Trainer: Warren Young

Pronunciations: Chargois (shag-wah), Emelogo II (eh-mel-ogoo), Jarrey (juh-ray), Jankovich (jank-ov-ich)

Jankovich (jank-ov-ich)

Jankovich (jank-ov-ich)

Jankovich (jank-ov-ich)

Jankovich (jank-ov-ich)

Jankovich (jank-ov-ich)

Jankovich (jank-ov-ich)

Jankovich (jank-ov-ich)

Jankovich (jank-ov-ich)

Jankovich (jank-ov-ich)

Jankovich (jank-ov-ich)

Jankovich (jank-ov-ich)

Jankovich (jank-ov-ich)

Jankovich (jank-ov-ich)

Jankovich (jank-ov-ich)

Jankovich (jank-ov-ich)

Jankovich (jank-ov-ich)

Jankovich (jank-ov-ich)

Jankovich (jank-ov-ich)

Jankovich (jank-ov-ich)

Jankovich (jank-ov-ich)

Jankovich (jank-ov-ich)

Jankovich (jank-ov-ich)

Jankovich (jank-ov-ich)

Jankovich (jank-ov-ich)

Jankovich (jank-ov-ich)

Jankovich (jank-ov-ich)

Jankovich (jank-ov-ich)

Jankovich (jank-ov-ich)

Jankovich (jank-ov-ich)

Jankovich (jank-ov-ich)

Jankovich (jank-ov-ich)

Jankovich (jank-ov-ich)

Jankovich (jank-ov-ich)

Jankovich (jank-ov-ich)

Jankovich (jank-ov-ich)

ATT.	Gm-Tot	Avg	Conf-Tot	Avg
H	18-119878	6660	9-60121	6680
A	10-52705	5270	9-45865	5096
N	5-19744	3949		
TOT	33-192377	5828	18-105986	5883

2017-18: The 2017-18 Mustangs started 13-6 with three wins over ranked opponents, topping No. 2 Arizona in the Battle 4 Atlantis tournament, No. 14 USC at Moody Coliseum and No. 7 Wichita State on the road. Shake Milton was named All-AAC Second Team, NABC All-District Second Team and USBWA All-District. During the season, Milton was on the Naismith Trophy, Wooden Award, Lute Olson and Bob Cousy watch lists. Freshman Ethan Chargois was named to the AAC All-Rookie Team. Ben Emelogo led The American in 3-point percentage (.470). The Mustangs eventually finished 17-16 after leading scorers Jarrey Foster and Shake Milton missed February and March due to injuries.

2018-19 **15-17, 6-12****TIM JANKOVICH**

Opponent	W/L	PTS	RECORD	ALL	H	A	N
N8 Northwestern St (PonyUpTV) W	69-58			15-17	10-8	3-7	2-2
N11 Southern Miss + (ESPN3) L	64-74			6-12	4-5	2-7	0-0
N14 Western Carolina +(PonyUpTV) W	98-65			9-5	6-3	1-0	2-2
N17 Lipscomb (ESPN3) L	73-79			32-31	1047	32.7	206-459
N20 vs Bradley # (CBSNN) L	62-75			32-31	926	28.9	133-306
N21 vs. Wright State # (CBSNN) W	77-76			30-30	1053	35.1	162-332
N27 Lamar (ESPN3) W	79-65			15	MIKE, Isiaha	382	90.7
N29 McNeese (PonyUpTV) W	91-59			01	HUNT, Feron	32-8	757
D2 Oral Roberts (ESPN3) W	79-67			16-14	370	23.1	36-105
D5 [rv-] TCU (ESPNU) L	59-67			03	DIXON, Nat	31-13	753
D15 at Georgetown (FS1) W	81-73			21	WHITE, CJ	24-5	105
D22 Cornell (ESPN3) W	81-53			03	DOUGLAS, William	25-0	168
J2 East Carolina * (ESPN3) W	82-54			21	YOUNG JR., Jahmar	2-0	85
J4 at Tulane * (ESPN2) W	74-65			12	PYLE, James	6-1	8
J10 at Connecticut * (CBSNN) L	64-76			TM	TEAM.....		
J12 Tulsa * (ESPNU) W	77-57			Total.....	32	833-1884	442
J16 [21/17] Houston*(ESPNEWS) L	58-69			Opponents.....	32	793-1853	428
J19 at Memphis * (ESPNU) L	61-83						
J26 Tulane * (ESPNU) W	85-75						
J30 at Wichita State *(ESPNU) L	83-85						
F2 at [rv/v] Cincinnati *(CBSNN) L	68-73						
F7 USF *(ESPNU) L	66-67						
F10 UCF * (ESPNEWS) L	65-71						
F13 at Temple *(ESPNU) L	74-82						
F21 Connecticut * (ESPN2) W	77-59						
F24 at UCF *(CBSNN) L	48-95						
F27 [23/22] Cincinnati * (CBSNN) L	49-52						
M3 Wichita State *(CBSNN) L	55-67						
M7 at [12/12] Houston *(ESPN) L	79-90						
M10 at USF *(ESPNU) W	77-71						
Air Force Reserve AAC Championship (Memphis - FedExForum)							
M14 vs Tulsa (ESPNU) W	74-65						
M15 vs [24/23] Cincinnati (ESPNU) L	74-82						

RECORD:

ALL	H	A	N	SMU	1st	2nd	Total
ALL GAMES	15-17	10-8	3-7	2-2	1121	1182	2303
CONFERENCE	6-12	4-5	2-7	0-0	1046	1203	2249
NON-CONFERENCE	9-5	6-3	1-0	2-2			

SCORE BY PERIODS:

	1st	2nd	Total
SMU	1121	1182	2303
Opp	1046	1203	2249

AMERICAN: ALL H A SCORING: 1 2 TOT

AMERICAN: CONFERENCE	ALL	H	A	SMU	1	2	TOT
KAMM 770 AM (flagship) (Tuneln App - SMU)	6-12	4-5	2-7	576	666	1242	1291
Home games David B. Miller Court at Moody Coliseum (7,000)				620	671	1291	

CONFERENCE

Opponent	W/L	PTS	RECORD	ALL	H	A	N
00 McMURRAY, Jahmal	18-17	586	32.6	115-257	447	50-138	362
15 MIKE, Isiaha	18-18	576	32.0	78-173	451	35-90	389
33 WHITT JR., Jimmy	16-16	577	36.1	86-187	460	2-16	125
25 CHARGOIS, Ethan	18-17	550	30.6	68-170	400	24-69	348
01 HUNT, Feron	18-8	449	24.9	55-102	539	5-26	192
10 FOSTER, Jarrey	8-8	170	21.3	15-48	313	6-22	273
05 DIXON, Nat	17-5	417	24.5	20-76	263	13-51	255
13 WHITE, CJ	12-0	138	11.5	5-21	238	5-17	294
03 DOUGLAS, William	15-0	84	5.6	2-14	143	1-10	100
21 YOUNG JR., Jahmar	12-0	45	3.8	1-4	250	0-4	500
12 PYLE, James	6-1	8	1.3	0-3	.000	0-2	.000
TM TEAM.....							
Total.....	18			445-1055	422	141-441	320
Opponents.....	18			459-1091	421	149-425	351

* American Athletic Conference [AP / Coaches]

Head Coach: Tim Jankovich

Associate Head Coach: K.T. Turner

Assistant Coaches: Shawn Forrest & Jay Duncan

Director of Operations: Sean Stout

Director of Recruiting: Mike Hatch

Director of Player Development: Nemanja Jovanovic

Video Coordinator: Jon Ekey

Graduate Managers: Chamberlain "Champ" Oguchi & Joe Popovich, Jr.

Director of BB Athletic Performance: Mark Mitchell

Athletic Trainer: Warren Young

Pronunciations: Chargois (shag-wah), Jarrey (juh-ray), Feron (feh-ron), Jankovich (jank-ov-ich)



2019-20 19-11, 9-9 RECORD: ALL GAMES 19-11 15-2 4-9 0-0... TIM JANKOVICH N5 Jacksonville State (ESPN3) W 74-65 4010... CONFERENCE 9-9 8-1 1-8 0-0... NON-CONFERENCE 10-2 7-1 3-1 0-0...

SCORE BY PERIODS: 1st 2nd OT OT2 Total... SMU 978 1159 43 8 2188... Opp 876 1130 38 10 2054... HOMETOWN (LAST SCHOOL) JOLLY, Tyson So. Quebec City, Quebec (Hill College [Texas] / de Brebeuf HS)...

AMERICAN CONFERENCE ALL H A SCORING: 1 2 TOT... SMU 563 671 19 1253... Opp 523 694 25 1242

Head Coach: Tim Jankovich Associate Head Coach: K.T. Turner Assistant Coaches: Jay Duncan & Yaphett King... # Player GP-GS Min Avg FG-FGA Pct 3FG-FGA Pct FT-FTA Pct... JOLLY, Tyson 18-18 632 35.1 80-195 41.0 35-96 36.5...

2019-20 SMU was 19-11 and 9-9 in The American. Kendrick Davis, Tyson Jolly & Isaiah Mike were All-AAC Third Team. All three finished in the top 15 in scoring, rebounding, FG%, FT% and minutes. This is the most all-AAC honors since 2016-17. SMU led the AAC in scoring (72.9), FG% (45.1), FT% (76.2), 25th NCAA, assists (15.6, 19th NCAA) & ast-to-ratio (1.2). SMU had four of the top 25 scorers; Tyson Jolly (14.5, 7th), Kendrick Davis (14.2, 8th), Isaiah Mike (14.0, 10th) & Feron Hunt (11.0, 25th AAC). Davis led the league in assists (6.7, 10th NCAA) & ast-to-ratio (2.7, 19th NCAA). Davis was second in the league in FT% (85.4) with Mike at 80.5% (4th AAC) & Jolly at 78.0% (14th AAC). From the floor, Hunt ranked third in the AAC hitting 55.7% with Mike 8th (48.1%), Jolly 11th (45.8%) & Davis 12th (44.9%). On 3FG, Isaiah Mike was 38.2% (7th AAC) & Jolly 37.7% (9th AAC). SMU finished third in the AAC in rebound margin (4.2) with three in the top 15 (Hunt 6.7, 8th; Mike 6.3, 9th; Jolly 6.2, 13th).

ATT. Gm - Tot Avg Conf - Tot Avg... H 17 - 74,722 4,395 9 - 41,549 4,617... A 13 - 93,476 7,190 9 - 60,542 6,727... N 0 - N/A N/A 0 - N/A N/A... TOTAL 30 - 168,198 5,607 18 - 102,091 5,672

2020-21 11-6, 7-4 RECORD: ALL GAMES 11-6 6-2 5-2 0-2... TIM JANKOVICH N25 Sam Houston State (ESPN+) W 97-67 1500... CONFERENCE 7-4 3-2 4-2 0-0... NON-CONFERENCE 4-2 3-0 1-0 0-0...

Head Coach: Tim Jankovich Assistant Coaches: Jay Duncan, Yaphett King, John Cooper... # Player GP-GS Min Avg FG-FGA Pct 3FG-FGA Pct FT-FTA Pct... DAVIS, Kendrick 11-11 391 35.5 67-145 46.2 10-41 24.4...

2020-21: SMU was 11-6 and earned a No. 3 seed in the NIT. SMU was 7-4 in AAC play, earning the No. 4 seed in the AAC Championship. Kendrick Davis was unanimous All-AAC First Team and named USBWA & NABC All-District. He was also a Lute Olson Award National Player of the Year candidate. Feron Hunt was selected to the All-AAC third team. SMU was in the top 3 in the AAC in scoring (74.6, 2nd), scoring margin (6.5, 3rd), FG% (45.6, 1st), blocks (4.5, 3rd) & assists (15.3, 3rd). SMU had 3 of the league's top 20 scorers; Kendrick Davis (19.0, 1st), Feron Hunt (11.1, 19th AAC) & Emmanuel Bandoumel (10.2, 24th AAC). Davis led the AAC in assists (7.6, 4th NCAA) & assist-to-turnover ratio (3.2, 10th NCAA). Davis was also among the AAC leaders in steals (1.6, 4th AAC), FG% (48.1, 7th AAC), 3FG% (37.3, 12th) & FT% (83.3, 5th AAC). Hunt ranked 4th in the AAC shooting 56.0% and was 3rd in rebounds (7.9). In blocks, Isaiah Jasey was 6th in the AAC at 1.0 and Hunt was 9th at 0.9.

ATT. Gm - Tot Avg Conf - Tot Avg... H 8 - 12,513 1,584 5 - 7,975 1,595... A 7 - 5,561 794 6 - 5,561 927... N 2 - 1,612 806 1 - 1,612 806... TOTAL 17 - 19,686 1,858 11 - 13,536 1,231

AMERICAN CONFERENCE ALL H A SCORING: 1 2 TOT... SMU 353 405 758 739... Opp 323 416 739... HOMETOWN (LAST SCHOOL) DAVIS, Kendrick Jr. Quebec City, Quebec (Hill College [Texas] / de Brebeuf HS)...



2021-22		24-9, 13-4		RECORD:	ALL	H	A	N	SCORE BY PERIODS:	1st	2nd	OT	Total														
N9	McNeese (ESPN+)	W	86-62	ALL GAMES	24-9	17-1	6-5	1-3	SMU	1151	1272	13	2436														
N12	@ [13/12] Oregon (Pac-12)	L	63-86	CONFERENCE	13-4	8-0	5-4	0-0	Opp	1058	1139		18 2215														
N15	New Western State (ESPN+)	W	95-48	NON-CONFERENCE	11-5	9-1	1-1	0-3																			
N18	SE Louisiana (ESPN+)	W	78-61	#3	#	#	#	#	3FG-FGA	Pct	FT-FTA	Pct	Off	Def	Tot	Avg	PF	FO	A	TO	Blk	Stl	Pts	Avg			
N21	vs Missouri (CBSNN)	L	ot	50	WEATHERS, Marcus	33-25	29.7	28.1	152-300	.507	22-66	.333	95-133	.714	38	179	247	7.5	79	1	58	53	21	17	421	12.8	
N22	vs LMU (CBSNN)	L	70-76	1100	05	BANDOUML, Emmanuel	33-33	101.8	30.8	114-316	.361	50-159	.352	51-62	.823	26	101	127	3.8	55	1	58	42	9	20	249	10.6
N24	Sam Houston (ESPN+)	W	75-66	3198	10	NUTALL, Zach	33-29	79.4	24.1	77-219	.352	50-154	.325	19-36	.528	14	108	122	3.7	46	0	49	35	3	17	223	6.8
N28	ULM (ESPN+)	W	74-67	2991	25	CLARK, Tristan	29-1	406	14.0	50-72	.684	0-0	0.000	23-32	.719	26	64	90	3.1	52	0	16	22	7	123	4.2	
D1	UNLV (ESPN+)	W	83-64	3939	01	PHELPS, Zhuric	32-1	478	14.9	48-124	.387	9-9	0.231	18-30	.600	15	46	61	1.9	28	0	33	32	3	27	123	3.8
D4	Vanderbilt (ESPN+)	W	74-72	3835	13	TODOROVIC, Stefan	2-4	194	8.1	22-52	.423	20-46	.435	5-9	.556	5	23	28	1.2	7	0	6	3	0	1	69	2.9
D8	Dayton (ESPN+)	W	77-69	3431	21	YOUNG JR., Jahmar	26-0	187	7.2	19-28	.679	0-0	0.000	14-25	.560	17	26	43	1.7	28	0	7	10	14	3	52	2.0
D19	@ New Mexico (Stadium)	W	90-72	8394	02	SMITH, Jalen	29-8	318	11.0	21-48	.438	14-36	.389	1-3	.333	9	16	25	0.9	10	0	13	6	1	5	57	2.0
D21	Evansville (ESPN)	CANCELED		22	JASEY, Isaiah	15-15	201	13.4	12-32	.375	0-0	0.000	3-10	.300	17	27	44	2.9	27	0	3	15	16	9	27	1.8	
D29	@ Tulsa * (ESPN+)	W	74-69	2614	33	AGUNNANE, Franklin	23-2	153	6.7	11-20	.550	0-0	0.000	4-9	.444	13	30	43	1.9	21	0	5	5	5	3	26	1.1
J2	UCF * (ESPN)	W	72-60	3267	15	McBRIDE, Darius	10-0	12	1.2	1-1	1.000	0-0	0.000	1-2	.500	0	2	2	0.2	0	0	0	0	0	0	3	0.3
J6	@ Cincinnati * (ESPN)	L	60-77	7978	TM	TEAM										51	57	108	3.3	0					19	0	
J12	USF * (ESPN+)	W	77-65	3021	33	Total.....				827-1878	.440	280-792	.354	502-669	.750	313	933	1246	37.8	502	5	457	407	142	207	2436	73.8
J15	@ Tulane * (ESPN+)	W	75-66	1107	Opponents.....					819-2074	.395	210-705	.298	367-527	.696	404	819	1223	37.1	579	0	432	390	134	233	2215	67.1

PLAYER	PS	HT	WT	CL	HOMETOWN (LAST SCHOOL)
J23	Wichita State * (ESPN2)	POSTPONED [rv]			
J26	@ USF * (ESPN+)	W	74-54	1849	Franklin Agunanne F 6-9 245 JR Abuja, Nigeria (Loyola Chicago / La Lumiere [Ind.])
J29	Temple * (ESPN+)	W	69-61	3914	Emmanuel Bandomoul G 6-4 180 SR Quebec City, Quebec (Hill College [TX]/De Breubeuf HS)
F3	Wichita State (ESPN+)	CANCELED			Tristan Clark G 6-0 240 SR San Antonio, Texas (Baylor / Wagner HS)
F5	@ Wichita State * (ESPN2)	L	57-72	8285	Kendric Davis G 6-10 280 SR Houston, Texas (TCU / Sam Houston HS)
F9	[6/7] Houston * (ESPN2)	W [rv]	85-83	5247	Isiah Jasey G 6-0 150 SR Killeen, Texas (Texas A&M/Sunrise Christian Academy [Kan.])
F12	@ ECU * (ESPN)	W	80-66	4443	Tyler Lundblade G 6-5 185 FR Dallas, Texas (Greensboro Day School [N.C.])
F16	@ Temple * (ESPN)	L [rv]	57-64	3035	Darius McBride G 6-4 190 SO Cedar Park, Texas (Austin Westlake HS)
F20	Memphis * (ESPN)	W [rv]	73-57	3657	Zach Nutall G 6-3 185 SR Bryan, Texas (Sam Houston State / Bryan HS)
F23	Tulsa * (ESPN)	W [rv]	75-61	3877	Zhuric Phelps G 6-3 175 FR Midland, Texas (Duncanville HS)
F27	@ [14/15] Houston (ESPN)	L [rv]	61-75	7603	Jalen Smith G 6-4 175 FR Orlando, Fla. (Oak Ridge HS)
M3	Cincinnati * (ESPN)	W	76-71	4261	Stefan Todorovic F 6-8 190 FR Belgrade, Serbia (Prolific Prep [Calif.])
M6	Tulane * (ESPN+)	W	74-68	5068	Marcus Weathers F 6-5 215 SR Roeland Park, Kan. (Duchesne/Shawnee Mission North HS)
AAC Championship (Fort Worth - Dickies Arena)					Michael Weathers G 6-3 175 SR Roeland Park, Kan. (Texas Southern/Shawnee Mission North HS)
M11	vs #10 Tulsa (ESPNU)	W	83-58	7086	Jahmar Young Jr. F 6-9 215 JR Oak Cliff, Texas (DeSoto HS)
M12	vs #2 [rv] Memphis (ESPN2)	L	63-70	7012	

NATIONAL INVITATION TOURNAMENT	ALL	H	A	N	SCORING:	1	2	TOT																
M16	Nichols (ESPN+)	W	68-58	2038	CONFERENCE	13-4	8-0	5-4	SMU	548	661	1209												
M20	#4 Washington State (ESPN+)	L	63-75	2179	Opp				566	565	1131													
* American Athletic Conference [AP / Coaches]																								
KAAM 770 AM (Flagship) (TuneIn App - SMU)	#	Player	GP-GS	Min	Avg	FG-FGA	Pct	3FG-FGA	Pct	FT-FTA	Pct	Off	Def	Tot	Avg	PF	FO	A	TO	Blk	Stl	Pts	Avg	
Home games on David B. Miller Court at Moody Coliseum (7,000)	03	DAVIS, Kendric	16-16	55.7	34.8	84-203	.414	38-107	.355	85-101	.842	6	44	50	3.1	32	0	65	44	3	22	291	18.2	
Head Coach: Tim Jankovich	20	WEATHERS, Marcus	17-13	50.6	29.8	86-174	.494	15-40	.375	51-72	.708	35	103	138	8.1	41	1	33	29	9	7	238	14.0	
Assistant Coaches: Jay Duncan, Yaphett King, John Cooper	23	WEATHERS, Michael	17-13	48.7	28.6	71-139	.511	12-28	.429	53-68	.779	24	80	104	6.1	46	2	45	51	20	28	207	12.2	
Director of Operations: Sean Stout	05	BANDOUML, Emmanuel	17-17	56.2	33.1	61-164	.372	40-107	.374	28-36	.772	12	57	69	4.1	25	0	30	23	7	10	190	11.2	
Director of Recruiting: Mike Hatch	10	NUTALL, Zach	17-15	36.4	21.4	30-97	.309	19-67	.284	5-14	.357	7	47	54	3.2	26	0	17	14	2	8	84	4.9	
Director of Player Development: Nemanja Jovanovic	01	PHELPS, Zhuric	16-11	29.6	18.5	24-66	.364	8-25	.320	9-11	.818	5	26	31	1.9	16	0	17	14	3	10	65	4.1	
Video Coordinator: Jon Ekey	25	CLARK, Tristan	14-1	16.9	12.1	15-22	.682	0-0	0.000	10-13	.769	10	25	35	2.5	28	0	5	10	11	3	40	2.9	
Graduate Manager: Zach Steinberg	13	TODOROVIC, Stefan	13-0	10.2	7.8	8-21	.381	8-18	.444	3-4	.750	2	15	17	1.3	4	0	5	1	0	1	27	2.1	
Director of BB Athletic Performance: Jace Fredenburg	21	YOUNG JR., Jahmar	13-0	8.4	6.5	8-13	.615	0-0	0.000	10-18	.556	11	12	23	1.8	15	0	2	5	4	0	26	2.0	
Athletic Trainer: Myles Thornton	02	AGUNNANE, Franklin	16-2	11.2	7.0	10-17	.588	0-0	0.000	3-5	.600	7	22	29	1.8	15	0	5	2	3	1	23	1.4	
PNouncements: Franklin Agunanne (ah-goo-nah-nay)	22	JASEY, Isaiah	13-4	12.4	9.5	6-19	.316	4-16	.250	0-0	0.000	3	6	9	0.7	3	0	6	5	1	1	16	1.2	
Emmanuel Bandomoul (bando-oh-mel), Tim Jankovich (jank-o-ovich), Isiah Jasey (jay-see), Zach Nutall (nut-tall), Stefan Todorovic (toh-door-oh-ovich)	15	McBRIDE, Darius	3-3	3.2	10.7	0-3	.000	0-0	0.000	2-6	.333	5	5	10	3.3	5	0	1	3	1	4	2	0	0.0
	12	TEAM								0-0	0.000	0	0	0	0.0	0	0	1	0	0	0	0	0	0.0
	TM	TEAM								25	32	67	34	0	0	0	0	0	0	13	0	0	0	0
	Total.....		17			403-938	430	144-408	.353	259-348	.744	152	475	627	36.9	256	3	231	217	64	95	1209	71.1	
	Opponents.....		17			424-1045	406	100-327	.306	183-267	.685	199	420	619	36.4	303	0	219	193	67	128	1131	66.5	

2021-22: SMU finished the season 24-9 after reaching the second round of the NIT. That included a 17-1 record at Moody Coliseum after going 16-0 at home during the regular season. The Mustangs went 13-4 in AAC play to finish second behind Houston. Kendric Davis was named the AAC Player of the Year and selected All-AAC First Team. Marcus Weathers was named All-AAC Second Team. Davis was named AAC Player of the Week three times, Marcus Weathers twice and Michael Weathers one time. Davis was on the watch lists for the Naismith Trophy, Wooden Award, Luke Olson Award and Bob Cousy Award. Head Coach Tim Jankovich retired after the season following 10 years at SMU and six seasons as head coach.

ATT.	Gm - Tot	Avg	Conf - Tot	Avg
H	18-64,786	3,599	8-34,312	4,269
A	11-67,199	6,109	9-50,637	5,626
N	4-16,832	4,208		
TOTAL	33-148,817	4,510	17-84,949	4,997

2022-23		10-22, 5-13		RECORD:	ALL	H	A	N	SCORE BY PERIODS:	1st	2nd	OT	Total														
N7	Texas A&M-Commerce (ESPN+)	W	77-60	3276	ALL GAMES	10-22	7-9	1-11	2-2	SMU	1035	1179	25	2248													
N11	@ [24/25] Dayton (ESPN+)	L	62-74	13407	CONFERENCE	5-13	4-5	0-4	0-0	Opp	1101	1280	26	11 2418													
N15	New Mexico (ESPN+)	L	63-84	3662	NON-CONFERENCE	5-9	3-4	0-3	2-2																		
N19	Evansville (ESPN+)	W	55-47	3397	#	#	#	#	3FG-FGA	Pct	FT-FTA	Pct	Off	Def	Tot	Avg	PF	FO	A	TO	Blk	Stl	Pts	Avg			
N22	Louisiana (ESPN+)	L	ot		50	PHELPS, Zhuric	30-30	94.0	31.3	187-475	.394	47-152	.309	103-169	.609	28	84	112	3.7	71	0	96	81	10	68	524	17.5
N27	Lamar (ESPN+)	W	75-50	3384	11	NUTALL, Zach	32-32	101.8	31.8	142-364	.390	63-193	.326	75-98	.765	14	80	94	2.9	61	1	87	60	12	35	422	13.2
N30	@ Texas A&M (SEC+/ESPN+)	L	64-83	6956	03	ODIGIE, Efe	32-31	83.2	26.0	137-278	.493	2-7	.286	87-112	.777	72	150	222	6.9	76	2	32	66	8	15	363	11.3
D3	Jackson State (ESPN+)	W	68-69	3632	02	WILLIAMSON, Samuel	32-30	95.4	29.8	127-269	.472	3-17	.176	41-74	.554	83	151	234	7.3	86	1	82	65	24	46	298	9.3
D7	[rv-] Arizona State (ESPNU)	L	57-75	4556	22	TODOROVIC, Stefan																					



Mustangs' International Games

SMU in international events during the season: (6-6)

Dec. 19-21, 1986 - Suntory Ball Classic - Tokyo, Japan, went 1-1
- D19 vs. Boston College - W, 62-49
- D21 vs. #16 Georgia Tech - L, 63-54

Dec. 20-22, 2000 - San Juan Shootout - San Juan, P.R., went 2-1
- D20 vs. Puerto Rico-Mayaguez - W, 101-72
- D21 vs. VCU - W, 94-88
- D22 vs. Nebraska - L, 72-70

Nov. 24-25, 2012 - Hoops For Hope Classic - Puerto Vallarta, Mexico - went 1-1
- N24 vs. UALR - L, 69-56
- N25 vs. Missouri State - W, 62-61

Nov. 22-24, 2017 - Battle 4 Atlantis - Nassau, Bahamas, went 1-2
- N22 vs. Northern Iowa - L, 61-58
- N23 vs. [2/4] Arizona - W, 66-60
- N24 vs. Western Kentucky - L, 63-61

Nov. 20-21, 2018 - Cancun Challenge - Hotel Hard Rock, Playa Del Carmen, Mexico, went 1-1
- N20 vs. Bradley - L, 75-62
- N21 vs. Wright State - W, 77-76

SMU in international tours during the offseason: (8-2 in exhibitions)

Oct. 11-13, 2003 - SMU Preseason Canadian Tour - went 4-0
- O11 vs. EA Sports All-Stars - W, 81-69
- O11 vs. Simon Fraser - W, 79-77
- O12 vs. EA Sports All-Stars - W, 91-77
- O13 vs. University of British Columbia - W, 88-76

May 27-June 4, 2008 - Tour d' Africa - went 1-2
- M27 at Senegal National Team (Dakar, Senegal) - L, 62-54
- J2 vs. South African National Team (Johannesburg, S.A.) - L
- J4 vs. South African Club (Johannesburg, S.A.) - W, 107-87

Aug. 7-14, 2017 - Canada (Montreal & Toronto) - went 3-0
- A8 at McGill (Montreal) - W, 86-83 ot
- A10 at Ryerson (Toronto) - W, 98-86
- A12 vs. M.A.D.E. / Nike Crown League Champion (Toronto) - W, 79-62

Aug. 1-10, 2023 - Spain (Madrid, Valencia & Barcelona) - went 3-0
- A3 at Madrid Select Team (Madrid) - W, 88-77
- A5 at Crudeli Academy (Valencia) - W, 125-66
- A12 at Barcelona Select Team (Barcelona) - W, 92-60

All-Time Series Results

Abilene Christian (2-0)

H: 2-0 A: 0-0 N: 0-0 OT: 0-0
1953-54 H W 97-72
2019-20 H~ W 70-51 (ESPN3)
~ Southwestern Showdown presented by Engage Telehealth

Air Force (4-0)
H: 2-0 A: 2-0 N: 0-0 OT: 0-0
WAC: 4-0 H: 2-0 A: 2-0 OT: 0-0
1996-97 J4 H* W 74-65
J22 A* W 63-59
1998-99 J23 H* W 73-71
F18 A* W 86-81
* Western Athletic Conference game

Alabama (3-3)

H: 1-0 A: 1-2 N: 1-1 OT: 0-0
1948-49 N^ L 39-42
1950-51 N~ W 60-46
1960-61 D30 H W 84-57
1961-62 D18 A W 71-66
1981-82 D7 A L 62-69 [17]
1982-83 D6 A L 56-74 [13]
^ All-College Tourney (Oklahoma City, Okla.)
~ Express-News Tourney (San Antonio, Texas)
[] Associated Press Rank

Alabama State (3-1)
H: 3-1 A: 0-0 N: 0-0 OT: 0-0
1987-88 D5 H W 90-66
2007-08 N11 H^ L 54-64
2008-09 N21 H^ W 56-51 (TWC MS)
2010-11 D22 H W 49-39
^ SMU Tip-Off Classic

Alabama-Birmingham (see UAB)

Alaska-Anchorage (0-1)

H: 0-0 A: 0-0 N: 0-1 OT: 0-0
1998-99 D28 N^ L 72-80
^ Arizona State Holiday Classic (Tempe, Ariz.)

Albany (1-0)

H: 1-0 A: 0-0 N: 0-0 OT: 0-0
2016-17 D20 H W 71-53 (ESPN3)

Alcorn State (2-1)

H: 1-1 A: 0-0 N: 1-0 OT: 0-0
1987-88 D19 H W 116-85
1998-99 D5 H L 74-75
2012-13 D22 N~ W 67-52
~ Cable Car Classic (Santa Clara, California)

Angelo State (1-0)

H: 1-0 A: 0-0 N: 0-0 OT: 0-0
1981-82 J2 H W 77-66

Appalachian St. (0-2)

H: 0-1 A: 0-1 N: 0-0 OT: 0-0
2002-03 D17 A L 65-87
2003-04 D18 H L 82-85

Arizona (1-3)

H: 0-0 A: 0-2 N: 1-1 OT: 0-0
1973-74 D29 N^ L 82-86 [20]
1975-76 D13 A L 81-83 [10]
1976-77 D30 A L 85-117 [13]
2017-18 N23 N# W [-rv] 66-60 [2/4] (ESPN3)
[Associated Press Rank] or [AP/Coaches]
^ Milwaukee Classic (Milwaukee, Wisc.)

Battle 4 Atlantis (Nassau, Bahamas)

Arizona State (0-5)

H: 0-1 A: 0-4 N: 0-0 OT: 0-1
1975-76 D12 A L 85-88 [19]
1990-91 N24 A L 79-89
1993-94 D22 A L, ot 58-68
1995-96 D30 A^ L 58-62
2022-23 D7 H L 57-75 [rv-] (ESPN3)
^ ASU/Tribune Classic (Tempe, Ariz.)
[AP Rank] or [AP/Coaches]

Arkansas (59-96)

H: 33-37 A: 18-53 N: 8-6 OT: 1-2
SWC: 52-84 H: 33-33 A: 18-50 N: 1-1 OT: 1-2
SWC CHRISTMAS: 7-1 H: 0-0 A: 0-0 N: 7-1 OT: 0-0
SWC PLAYOFF: 0-1 N: 0-1 OT: 0-0
SWC TOURNAMENT: 0-4 H: 0-1 A: 0-0 N: 0-3 OT: 0-0

1923-24	A*	W	17-11
	A*	L	15-21
1924-25	H*	L	15-29
	H*	L	20-29
1925-26	A*	L	27-29
	A*	L	8-28
1926-27	H*	L	30-32
	H*	L	31-32
1927-28	A*	L	26-48
	A*	L	22-34
1928-29	H*	L	26-33
	H*	L	17-39
1929-30	A*	L	27-28
	A*	L	29-44
1930-31	H*	L	27-32
	H*	W	40-27
1931-32	A*	L	20-46
	A*	L	20-29
1932-33	H*	L	23-40
	H*	L	25-26
1933-34	M2 A*	L	35-38
	M3 A*	W	44-37
1934-35	H*	W	30-22
	H*	W	41-21
1935-36	A*	L	23-34
	A*	L	28-40
1936-37	H*	W	29-25
	H*	L	28-37
1937-38	A*	L	23-32
	A*	L	26-34
1938-39	H*	W	47-31
	H*	W	32-19
1939-40	A*	L	40-75
	A*	L	26-36
1940-41	H*	L	23-40
	H*	L	32-41
1941-42	N^	L	22-52
	A*	L	33-36
	A*	L	34-36
1942-43	H*	L	35-39
	H*	L	29-36
1943-44	A*	L	58-68
	A*	L	49-74
1944-45	H*	L	52-59
	H*	L	49-65
1945-46	A*	L	53-81
	A*	L	46-74
1946-47	H*	W	64-62
	H*	W	47-44
1947-48	A*	L	40-47
	A*	L	57-58
1948-49	H*	L	45-54

1949-50	A*	L	39-47
	H*	L	55-63
	A*	W	55-48
1950-51	H*	W	60-45
	A*	L	48-50
1951-52	D27 N~	W	54-40
	A*	W	54-50
	H*	W	57-48
1952-53	D29 N~	W	65-62
	H*	L	66-71
	A*	W	79-74
1953-54	N@	W	70-66
	A*	L	58-61
	H*	W	92-68
1954-55	J31 A*	L	74-85
	F22 H*	W	83-69
1955-56	D28 N@	W	67-62
	F4 A*	W	[17] 58-53
	F25 H*	W	[12] 80-72
1956-57	D29 N@	W	[7] 64-60
	F2 H*	W	[6] 69-55
	M2 A*	W	[4] 87-59
1957-58	F1 H*	W	49-46
	F11 A*	L	63-65
	N#	L	55-61
1958-59	D26 N@	W	65-64
	F3 A*	W	59-50
	F23 H*	W	*56-51
1959-60	D29 N@	W	67-56
	F6 A*	W	72-70
	M2 H*	W	93-82
1960-61	J7 A*	L	74-76
	F27 H*	L, ot	82-88
1961-62	J9 H*	W	77-70
	M6 H*	W	84-81
1962-63	J3 H*	L	71-73
	F26 A*	L	79-82
1963-64	F11 A*	L	71-83
	F25 H*	W	86-71
1964-65	F6 A*	W	84-76
	M4 H*	W	88-75
1965-66	F2 A*	W	75-74
	F19 H*	W	67-66
1966-67	J17 A*	W	69-59
	F21 H*	W	69-66
1967-68	F3 H*	L	68-70
	F17 A*	W	95-87
1968-69	F8 H*	W	84-69
	F15 N\$	W	76-68
1969-70	F7 H*	W	76-75
	F14 A*	L	72-88
1970-71	J30 H*	W	90-88
	F13 A*	W	112-99
1971-72	J25 H*	W	85-71
	F19 A*	L	74-88
1972-73	J30 H*	W	110-94
	F24 A*	L	96-103
1973-74	J22 A*	L	88-89
	F16 H*	W	95-87
1974-75	J25 H*	L	69-73
	M1 A*	L	50-72
1975-76	J8 A*	W	82-81
	J31 H*	W	82-76
	M4 H%	L	70-74
1976-77	J27 H*	L	59-77 [15]
	F2 A*	L	58-81 [14]
1977-78	J26 A*	L	65-72 [4]
	F16 H*	L	75-86 [1]
	M2 N&	L	73-94 [4]
1978-79	J24 H*	L	67-79 [15]

F14 A*	L	55-71 [11]	
1979-80	J3 A*	L	69-84
	F19 H*	W	62-58 (Ch. 39)
1980-81	J3 N+	L	50-92 (Metro, Ch. 39)
	F24 A*	L	33-47 [18] (ESPN, Ch. 39)
1981-82	J6 A*	L	48-68 [11]
	F24 H*	L	53-54 [15] (ON)
1982-83	J15 H*	L	56-63 [7]
	F14 A*	L	61-71 [8]
1983-84	J12 A*	L	69-70 (T.V.S)
	F11 H*	L	71-80 (T.V.S)
1984-85	J5 H*	W, ot	[7] 63-60 (SWC)
	F6 A*	L	[4] 66-69 (SWC)
	M9 N%+	L	[20] 58-68 (SWC)
1985-86	J2 A*	W	71-66
	F1 H*	W	90-80 (SWC)
1986-87	J27 A*	L	63-76 (KTXA)
	M1 H*	W	93-76 (SWC)
1987-88	J13 H*	L, ot	83-85
	F13 A*	W	73-63 (SWC)
1988-89	J14 A*	L	73-93 (Raycom)
	F15 H*	L	68-81 (HSE)
1989-90	J17 H*	L	61-80 [12] (KDAF, HSE)
	F17 A*	L	46-77 [8] (Raycom)
	M9 N%+	L	61-84 [9]
1990-91	J19 A*	L	70-98 [2]
	F20 H*	L	70-79
1992-93	J4 H	L	53-72 [13]
1993-94	J3 A	L	70-96 [1]
1994-95	D8 H	L	66-78 [3]
1995-96	D21 A	L	46-73
2013-14	N18 A	L	78-89
2014-15	N25 H	L	[-rv] 72-78 [25rv] (ESPN3)

^ All-College Tourney (Oklahoma City, Okla.)
~ SWC Christmas Tour. (Dallas - Fair Park Rec. Center)
@ SWC Christmas Tournament (Houston, Texas)
SWC Championship Playoff (Shreveport, La.)
\$ At Little Rock, Ark.
% SWC Postseason Classic (Dallas, Texas)
& SWC Postseason Classic (Houston, Texas -The Summit)
+ Reunion Arena (Dallas, Texas)
* Southwest Conference game
[AP] or [AP/Coaches]

Arkansas - Little Rock (1-2)

H: 0-1 A: 1-0 N: 0-1 OT: 1-0
2010-11 N12 H L 47-57
2011-12 D4 A W, ot 69-63
2012-13 N24 N~ L 56-69
~ Hoops For Hope Classic (Puerto Vallarta, Mexico)

Arkansas - Pine Bluff (6-1) (5-1 +)

H: 5-1 A: 0-0 N: 1-0 OT: 0-0 (H: 4-1 +)
1999-00 N29 H W 86-62
2000-01 D4 H W 90-50
2004-05 D20 H W 87-50
2008-09 D15 H L 62-64 (TWC MS)
2011-12 N22 N~ W 64-55
2013-14 N24 H^ W+ 87-61 (ESPN3)
2017-18 N18 H W [-rv] 72-37 (ESPN3)
[AP/Coaches]
~ Dick's Sporting Goods NIT Season Tip-Off (Consolation Rounds - Tulsa, Okla.)
^ Corpus Christi Classic - Host Round (Curtis Culwell Center - Garland, Texas)
+ Win in 2013-14 later vacated

Army (1-2)

H: 1-1 A: 0-0 N: 0-1 OT: 0-0
1965-66 D18 N^ L 51-64



1967-68 D23 H L 66-70
 2009-10 D30 H W 71-63
 ^ Vanderbilt Invitational (Nashville, Tenn.)

Auburn (4-0)

H: 2-0 A: 0-0 N: 2-0 OT: 0-0
 1948-49 D29 N^ W 59-41
 1957-58 D19 H W 75-65
 1963-64 D20 H W 84-70
 1975-76 D19 N~ W 87-85
 ^ All-College Tourney (Oklahoma City, Okla.)
 ~ Sub Bowl Classic (El Paso, Texas)

Austin College (14-1)

H: 9-0 A: 5-1 N: 0-0 OT: 0-0
 1916-17 J18 A W 28-26
 H W 36-6
 1919-20 A L 20-23
 H W 43-20
 1920-21 A W 43-20
 1923-24 A W 19-11
 A W 29-12
 1927-28 H W 43-17
 1928-29 H W 31-11
 1934-35 A W 45-27
 1954-55 D1 H W 84-60
 1955-56 D3 H W 94-56
 1970-71 D1 H W 105-78
 1971-72 D4 H W 110-69
 1997-98 N23 H W 78-44

Baylor (100-75)

H: 57-28 A: 39-46 N: 4-1 OT: 4-2
 SWC: 90-73 H: 54-28 A: 36-45 OT: 4-2
 SWC CHRISTMAS: 2-0 H: 0-0 A: 0-0 N: 2-0 OT: 0-0
 SWC TOURNAMENT: 3-1 H: 0-0 A: 1-0 N: 2-1 OT: 0-0
 1917-18 A W 15-9
 H W 20-5
 1918-19 A* L 28-30
 H* W 32-8
 1919-20 A* L 19-20
 F28 H* W 25-13
 1920-21 H* L 19-29
 H* L 18-24
 A* L 14-34
 A* L 18-21
 1921-22 A* L 19-37
 A* L 13-21
 H* W 19-18
 H* W 19-17
 1922-23 H* W 24-23
 H* L 13-17
 A* L 7-12
 A* L 14-20
 1923-24 A* L 13-15
 A* W 20-16
 H* L 20-25
 H* W 21-20
 1924-25 A* L 8-9
 H* W 28-16
 1925-26 H* W 22-21
 A* W 24-12
 1926-27 H* W 28-27
 1927-28 A* W 34-31
 H* W 39-34
 1928-29 H* L 19-23
 A* W 31-24
 1929-30 A* L 24-32
 H* W 26-24
 1930-31 H* W 47-37
 A* L 28-34
 1931-32 H* L 26-38
 A* L 28-40
 1932-33 A* W 27-20
 H* L 28-29
 1933-34 A* W 35-25
 H* W 37-32
 1934-35 H* L 26-27
 A* W 41-24
 1935-36 A* L 28-30
 H* L 27-30
 1936-37 H* W 26-15
 A* W 25-20
 1937-38 A* L 23-36
 H* W 45-36
 1938-39 A* L 35-60
 H* W 39-33
 1939-40 A* W 48-44
 H* L 30-48
 1940-41 A* L 30-34
 H* L 45-55
 1941-42 H* L, ot 41-45
 A* L 38-48
 1942-43 H* W 71-44
 A* L 34-40
 1943-44 H* W 64-41
 A* W 57-44

1944-45 H* W 56-34
 A* W 65-33
 1945-46 A* L 38-58
 H* L 48-57
 1946-47 J18 H* W 67-53
 F22 A* L 52-59
 1947-48 J10 H* L 42-43
 F17 A* L 49-51
 1948-49 J11 A* L 37-44
 F23 H* L 38-47
 1949-50 D31 N^ W 61-37
 J14 H* W 50-47
 F28 A* L 61-70
 1950-51 J6 A* W 66-37
 F6 H* W 58-46
 1951-52 F1 H* W 60-34
 F25 A* L 45-62
 1952-53 J16 A* L 56-65
 F6 H* W 66-54
 1953-54 D28 N~ W 55-50
 J9 H* W 84-60
 F26 A* W 90-66
 1954-55 J28 H* W 96-84
 F12 A* L 72-76
 1955-56 J31 A* W [17] 92-72
 F21 H* W [12] 89-68
 1956-57 J2 H* W [4] 79-64
 F5 A* W [4] 83-76
 1957-58 J4 H* W 63-51
 M4 A* W 77-52
 1958-59 J13 H* L 53-70
 F10 A* W 54-50
 1959-60 J15 H* W 73-71
 F26 A* L 61-68
 1960-61 J10 H* W 75-64
 M2 A* L 63-77
 1961-62 J6 H* W 73-60
 F27 A* W 69-52
 1962-63 J5 A* L 58-62
 M2 H* L 72-73
 1963-64 J7 A* W 85-65
 M3 H* W 95-76
 1964-65 F9 A* W 76-74
 F27 H* W 80-70
 1965-66 F8 H* W 95-65
 F15 A* W 68-66
 1966-67 J3 A* W, ot 85-83
 F11 H* W 94-88
 1967-68 J3 H* L 66-76
 F20 A* W 70-63
 1968-69 J7 A* L 67-69
 F22 H* L 78-90
 1969-70 F3 A* L 81-83
 F17 H* W 70-66
 1970-71 J23 H* W 96-86
 F20 A* L 79-112
 1971-72 F5 H* W 74-70
 M4 A* W 96-87
 1972-73 J27 A* W 81-69
 F20 H* L 82-84
 1973-74 J26 H* W 79-74
 F29 A* W 78-70
 1974-75 J28 A* L 63-66
 F25 H* W, ot 78-77
 1975-76 J17 H* W 95-71
 F14 A* L 86-96
 1976-77 J18 H* W, ot 75-71
 F15 A* L 73-103
 1977-78 J21 H* L 73-75
 F11 A* L 71-80
 F25 A@ W 73-68
 1978-79 J20 A* L 67-93
 F10 H* L 73-74
 1979-80 J8 A* W 78-72
 F4 H* W 73-68
 F25 N# W 86-83
 1980-81 J20 H* L 46-51 (Ch. 39)
 F7 A* L 52-80
 1981-82 J12 A* L 50-52
 F8 H* L 59-70
 1982-83 J18 H* W 62-61
 F19 A* W 64-55
 1983-84 J14 A* W 89-70
 F15 H* W 74-57 (HSE)
 1984-85 J9 H* W [4] 95-63 (HSE)
 F11 A* L [4] 90-94 (KTXA)
 1985-86 J4 A* W 54-41 (SWC)
 F5 H* W 61-57
 1986-87 J3 H* L, ot 55-59 (KTXA)
 J31 A* W 75-73 (SWC)
 M6 N# L 69-83 (SWC)
 1987-88 J9 H* W, 3ot 97-93 (SWC)
 F10 A* L 57-71
 M13 N# W 75-64
 1988-89 J11 A* W 70-67
 F11 H* W 64-51 (Raycom)
 1989-90 J31 H* L 63-66 (KDAF, HSE)

M3 A* W 76-64
 1990-91 J16 A* W 80-63
 F16 H* L 64-70
 1991-92 J25 H* W 74-72
 F26 A* L 62-76
 1992-93 F3 A* W 105-92
 M3 H* W 81-74
 1993-94 F6 H* L 70-88 (ESPN2)
 M5 A* L 64-73
 1994-95 J11 A* W 84-78
 F8 H* W 65-59
 1995-96 J13 H* W 68-63
 F10 A* L 74-78
 2001-02 N27 A L 90-92
 2002-03 D21 H W 66-58
 2003-04 D3 A W 66-62
 2004-05 D16 H W 77-43
 ^ Cotton Bowl Invitational (Dallas, Texas)
 ~ SWC Christmas Tournament (Houston, Texas)
 @ SWC Tournament 1st Round (Waco, Texas)
 # SWC Tournament at Reunion Arena (Dallas, Texas)
 * Southwest Conference game
 [] Associated Press Rank

Boise State (6-6)

H: 3-2 A: 2-3 N: 1-1 OT: 0-1
 WAC: 4-4 H 2-2 A: 2-2 OT: 0-1
 WAC TOURNAMENT: 1-0 H 0-0 A: 0-0 N: 1-0 OT: 0-0
 NIT: 0-1 N: 0-1
 2001-02 D28 H* W 80-67
 M2 A* L 63-80
 2002-03 F1 H* L, ot 85-88
 F27 A* W 66-58
 M13 N^ W 65-58
 2003-04 J31 A* L 59-61
 F26 H* L 50-89
 2004-05 J29 H* W 78-69
 F25 A* W 80-62 (SportsWest)
 2016-17 N30 A L 62-71 (MWN)
 2017-18 D18 H W [rv/-] 86-63 [-/rv] (ESPN2)
 2020-21 M18 N# L 84-85 (ESPN)
 * Western Athletic Conference game
 ^ WAC Tournament (Las Vegas, Nev.)
 # NIT (Frisco, Texas - Comerica Center)
 [AP/Coaches]

Boston College (1-0)

H: 0-0 A: 0-0 N: 1-0 OT: 0-0
 1986-87 D19 N^ W 62-49
 ^ Santury Ball Classic (Tokyo, Japan)

Bradley (1-3)

H: 0-0 A: 1-1 N: 0-2 OT: 0-0
 NCAA: 0-1 N: 0-1 OT: 0-0
 1938-39 D28 A W 45-33
 1954-55 D22 A L 73-82
 M11 N^ L 79-81
 2018-19 N20 N+ L 62-75 (CBSSN)
 ^ NCAA West Regional (Manhattan, Kansas)
 + Cancun Challenge (Hard Rock Hotel Riviera Maya - Playa Del Carmen)

Brigham Young (BYU) (2-2)

H: 1-0 A: 1-1 N: 0-1 OT: 0-0
 WAC: 2-0 H: 1-0 A: 1-0 OT: 0-0
 NCAA: 0-1 N: 0-1 OT: 0-0
 NIT: 0-1 H: 0-0 A: 0-1 N: 0-0 OT: 0-0
 1985-86 M13 A^ L 63-67
 1992-93 M18 N~ L 71-80 (CBS)
 1996-97 J18 H* W 75-50 (TCI-Dallas)
 F19 A* W 74-62 (ESPN2)
 ^ NIT First Round
 ~ NCAA First Round (Chicago, Ill.)
 * Western Athletic Conference game

Brown (2-0)

H: 2-0 A: 0-0 N: 0-0 OT: 1-0
 2006-07 F6 H W, ot 60-56
 2015-16 N29 H W [T25+] 77-69 (TWC/E3+CE)
 [AP/Coaches]

Bucknell (1-0)

H: 1-0 A: 0-0 N: 0-0 OT: 0-0
 1989-90 J6 H W 88-80

Buffalo (1-0)

H: 0-0 A: 1-0 N: 0-0 OT: 0-0
 1946-47 A W 64-37

Butler (0-1)

H: 0-0 A: 0-1 N: 0-0 OT: 0
 1939-40 A L 37-42

Cal Irvine (see UC Irvine)

Cal Poly (1-0)

H: 1-0 A: 0-0 N: 0-0 OT: 0-0

2017-18 D19 H W [rv/-] 84-64 (ESPN3)
 Rankings [AP/Coaches]

Cal State-Bakersfield (see CSU Bakersfield)

Cal State-Fullerton (1-0)

H: 1-0 A: 0-0 N: 0-0 OT: 0-0
 1973-74 D20 H W 93-89

California (2-1) (1-1 +)

H: 1-1 A: 0-0 N: 1-0 OT: 0-0 (H: 0-1 +)
 NIT: 1-0 H: 1-0 A: 0-0 N: 0-0 OT: 0-0 (0-0 H: 0-0 +)
 1967-68 D28 H^ L 84-88
 1979-80 D22 N~ W 97-88
 2013-14 M26 H# W+ [-/rv] 67-65 (ESPN2)
 ^ All-Sports Association Tournament (Dallas, Texas)
 ~ Kentucky Invitational (Lexington, Ky.)
 # NIT Quarterfinal
 + Win in 2013-14 later vacated
 [AP/Coaches]

Cal-Santa Barbara (see UC Santa Barbara)

Campbell (1-0)

H: 1-0 A: 0-0 N: 0-0 OT: 0-0
 1984-85 D17 H W [7] 90-70
 [] Associated Press Rank

Canisius (0-1)

H: 0-0 A: 0-1 N: 0-0 OT: 0-0
 1950-51 D9 A L 55-64

CCNY (1-1)

H: 0-0 A: 1-1 N: 0-0 OT: 0-0
 1948-49 A W 62-56
 1949-50 A L 53-67

Centenary (11-3)

H: 8-3 A: 3-0 N: 0-0 OT: 0-0
 1925-26 H W 34-19
 H L 19-26
 1947-48 H W 54-43
 1949-50 A W 51-48
 1950-51 H W 79-52
 1965-66 D21 H L 81-87
 1982-83 D1 H W 76-75
 1983-84 N30 A W 86-76
 D17 H^ W 85-64
 1984-85 D8 H W [8] 97-79
 1996-97 D16 H W 86-73
 2005-06 N22 H W 85-67
 2006-07 D16 A W 68-40
 2007-08 N17 H L 76-93
 ^ Dallas Morning News Classic (Dallas, Texas - Reunion Arena)
 [] Associated Press Rank

Central Florida (see UCF)

Central Arkansas (1-0)

H: 1-0 A: 0-0 N: 0-0 OT: 0-0
 2010-11 N28 H W 76-72

Central Michigan (2-0)

H: 2-0 A: 0-0 N: 0-0 OT: 0-0
 1982-83 D17 H^ W 89-78
 1985-86 D6 H W 68-45
 ^ Dallas Morning News Classic (Dallas, Texas - Reunion Arena)

Chaminade (1-1)

H: 0-0 A: 1-1 N: 0-0 OT: 0-0
 1984-85 D25 A^ L [4] 70-71
 1986-87 D23 A W 68-64
 ^ Chaminade Classic (Honolulu, Hawaii)
 [] Associated Press Rank

Charlotte (2-0)

H: 1-0 A: 1-0 N: 0-0 OT: 0-0
 1988-89 F5 H W 68-66 (USA)
 1989-90 D20 A W 63-55

Chattanooga (1-1)

H: 0-1 A: 1-0 N: 0-0 OT: 1-0
 1998-99 D19 H L 60-77
 1999-00 D20 A W, ot 67-66

Chicago State (1-0)

H: 1-0 A: 0-0 N: 0-0 OT: 0-0
 1987-88 M5 H W 83-66

Cincinnati (6-19) (5-19 +)

H: 4-5 A: 0-11 N: 2-3 OT: 0-0 (H: 3-4 +)
 NCAA: 1-0 N: 1-0 OT: 0-0
 AAC: 4-14 H: 4-5 A: 0-9 N: 0-0 OT: 0-0 (3-14 H: 3-5 +)
 AAC TOURNAMENT: 1-3 H: 0-0 A: 0-0 N: 1-3 OT: 0-0
 1947-48 D5 A L 46-59



1965-66	M12	N^	W	89-84
1974-75	J15	A	L	74-106
2013-14	J1	A~	L	57-65 (ESPNU)
	F8	H~	W+	[rv/rv] 76-55 [7/7] (ESPNU)
2014-15	J3	A~	L	50-56 (ESPN2)
	F5	H~	L	[23/23] 54-62 (ESPN)
2015-16	J7	H~	W	[15/-] 59-57 [rv/rv] (ESPN)
	M6	A~	L	[24/-] 54-61 [rv/-] (CBS)
2016-17	J12	A~	L	[rv/rv] 64-66 [22/22] (ESPN)
	F12	H~	W	[25/rv] 60-51 [11/11] (ESPN)
	M12	N#	W	[12/15] 71-56 [15/18] (ESPN)
2017-18	J7	A~	L	[rv/rv] 56-76 [19/20] (ESPN2)
	F11	H~	L	51-76 [6/6] (ESPN)
	M9	N%	L	51-61 [8/8] (ESPN2)
2018-19	F2	A~	L	68-73 [rv/rv] (CBSSN)
	F27	H~	L	49-52 [23/22] (CBSSN)
	M15	N&	L	74-82 [24/23] (ESPNU)
2019-20	J28	A~	L	[rv/-] 43-65 (ESPNEWS)
2020-21	J7	H~	L	[rv/-] 69-76 (ESPNU)
	M4	A~	L	Canceled (COVID-19)
	M12	N=	L	71-74 (ESPN2)
2021-22	J6	A~	L	60-77 (ESPN)
	M3	H~	W	76-71 (ESPNU)
2022-23	J14	H~	L	52-54 (ESPNU)
	M5	A~	L	74-97 (ESPN+)

^ NCAA Midwest Regional (Lubbock, Texas)

~ American Athletic Conference

AAC Tournament (Hartford, Conn. - XL Center)

% AAC Tournament (Orlando, Fla. - Amway Center)

& AAC Tournament (Memphis, Tenn. - FedExForum)

= AAC Tournament (Fort Worth, Texas - Dickies Arena)

+ Win in 2013-14 later vacated

[A/Coaches]

Clemson (1-1) (0-1 +)

H: 0-0 A: 0-0 N: 1-1 OT: 0-0 (N: 0-1 +)

NIT: 1-0 H: 0-0 A: 0-0 N: 1-0 OT: 0-0 (0-0 N: 0-0 +)

1970-71 D18 N^ L 51-67

2013-14 A1 N~ W+ [-rv] 65-59 (ESPN2)

^ Vanderbilt Invitational (Nashville, Tenn.)

~ NIT Semifinal (New York, N.Y. - Madison Square Garden)

+ Win in 2013-14 later vacated

[A/Coaches]

College of Charleston (0-1)

H: 0-0 A: 0-0 N: 0-1 OT: 0-0

2009-10 D23 N^ L 71-72 (ESPNU)

^ Hawaiian Airlines Diamond Head Classic (Honolulu, Hawaii)

Colorado (3-4)

H: 2-0 A: 0-4 N: 1-0 OT: 0-0

1949-50 D17 A L 48-71

D19 A L 50-56

1978-79 D9 A L 70-72

1979-80 D8 H W 86-65

2007-08 J4 A L 52-63 (FSN RM)

2008-09 J5 H W 70-67 (TWC MS)

2015-16 D23 N~ W [18/-] 70-66 [rv/rv] (FS1)

~ Continental Tires Las Vegas Classic championship

(Orleans Arena - Las Vegas, Nev.)

[A/Coaches]

Colorado State (5-3)

H: 2-0 A: 0-1 N: 3-2 OT: 0-0

WAC: 1-1 H: 1-0 A: 0-1 OT: 0-0

WAC TOURNAMENT: 2-0 N: 2-0 OT: 0-0

1941-42 N^ W 47-37

1952-53 H W 63-62

1981-82 D12 N~ L 56-74

1996-97 M4 N@ W 93-89

1997-98 N3 N@ W 76-71

1998-99 J14 A^ L 62-73 (ESPN2)

F11 H^ W 72-68

2011-12 N14 N# L 56-75

^ All College Tourney (Oklahoma City, Okla.)

~ Indiana Classic (Bloomington, Ind.)

@ WAC Tournament (Las Vegas, Nev.)

* Western Athletic Conference game

Dick's Sporting Goods NIT Season Tip-Off

(West Regional - Stanford, Calif.)

Columbia (1-0)

H: 1-0 A: 0-0 N: 0-0 OT: 0-0

1990-91 D28 H W 79-45

Connecticut (11-4) (9-4 +)

H: 7-0 A: 3-4 N: 1-0 OT: 0-0 (H: 6-0 A: 2-4 +)

AAC: 8-4 H: 6-0 A: 2-4 N: 0-0 OT: 0-0 (6-4 H: 5-0 A: 1-4 +)

AAC TOURNAMENT: 2-0 H: 0-0 A: 1-0 N: 1-0 OT: 0-0

1965-66 D30 H W 80-86

2013-14 J4 H~ W+ 74-65 [17/15] (ESPNU)

F23 A~ W+ [rv/rv] 64-55 [21/21] (CBSSN)

2014-15 F14 H~ W [25/25] 73-55 (ESPN)

M1 A~ L [21/21] 73-81 (CBS)

M15 A# W [20/21] 62-54 (ESPN)

2015-16 F18 A~ L [21/-] 62-68 (ESPN2)

M3 H~ W [24/-] 80-54 (ESPN2)

2016-17	J19	H~	W	[rv/rv] 69-49 (ESPN2)
	F25	A~	W	[17/21] 69-61 (CBS)
2017-18	J25	A~	L	52-63 (CBSSN)
	M8	N%	W	80-73 (ESPN2)
2018-19	J10	A~	L	64-76 (CBSSN)
	F21	H~	W	77-59 (ESPN2)
2019-20	F12	H~	W	79-75 (ESPNEWS)

~ American Athletic Conference game

AAC Tournament (Hartford, Conn. - XL Center)

% AAC Tournament (Orlando, Fla. - Amway Center)

+ Wins in 2013-14 later vacated

[A/Coaches]

Cornell (3-0)

H: 2-0 A: 0-0 N: 1-0 OT: 0-0

1980-81 D30 N^ W 67-42

1988-89 M6 H W 67-59

2018-19 D22 H W 81-53 (ESPN3)

^ Cincinnati, Ohio

Creighton (3-2)

H: 0-1 A: 2-0 N: 1-1 OT: 0-0

1970-71 J4 A W 97-95

1974-75 D21 N^ L 59-73

1987-88 D29 N~ W 88-51

1994-95 D3 A W 77-70

1995-96 N25 H L *59-63

^ Indiana Classic (Bloomington, Ind.)

~ Rainbow Classic (Honolulu, Hawaii)

CSU Bakersfield (2-0)

H: 2-0 A: 0-0 N: 0-0 OT: 0-0

2008-09 F7 H W 73-56 (TWC MS)

2016-17 D2 H W 49-43 (Spectrum & E3)

Dallas, University of (2-0)

H: 1-0 A: 1-0 N: 0-0 OT: 0-0

1916-17 H W 29-15

A W 46-13

Dallas Baptist (5-0)

H: 5-0 A: 0-0 N: 0-0 OT: 0-0

1970-71 J11 H W 88-63

1971-72 J8 H W 100-81

1972-73 J2 H W 97-72

1973-74 D5 H W 79-67

1974-75 J11 H W 96-70

Dallas Christian (2-0)

H: 2-0 A: 0-0 N: 0-0 OT: 0-0

2010-11 J1 H W 82-49

2011-12 D22 H W 77-41

Davidson (2-0)

H: 1-0 A: 1-0 N: 0-0 OT: 0-0

1996-97 D5 A W 72-55

1997-98 D20 H W 75-59

Dayton (4-2)

H: 2-0 A: 1-2 N: 1-0 OT: 0-0

1956-57 D22 N^ W 67-59

2006-07 N18 H W 53-48

2007-08 N24 A L 57-82

2020-21 D5 A W 66-64 [-rv] (ESPN+)

2021-22 D8 H W 77-69 (ESPN+)

2022-23 N11 A L 62-74 [24/25] (ESPN+)

Kentucky Invitational (Lexington, Ky.)

[A/Coaches]

Delaware State (1-0)

H: 1-0 A: 0-0 N: 0-0 OT: 0-0

2016-17 D4 H W 74-60 (Spectrum & E3)

Denver (0-1)

H: 0-1 A: 0-0 N: 0-0 OT: 0-0

1967-68 D20 H L 81-86

Drake (1-1)

H: 0-1 A: 0-0 N: 1-0 OT: 1-0

1966-67 D29 N^ W, 2ot 84-81

1968-69 D28 H~ L 81-86

^ Sun Bowl Classic (El Paso, Texas)

~ All Sports Association Classic (Dallas, Texas)

Duke (1-3)

H: 0-1 A: 0-1 N: 1-1 OT: 0-0

NCAA: 0-1 N: 0-1 OT: 0-0

1977-78 D8 H L 67-91

1978-79 N27 A L 80-86 [1]

1983-84 D28 N^ W 78-76

1987-88 M19 N~ L 79-94 (CBS)

^ Rainbow Classic (Honolulu, Hawaii)

~ NCAA Tournament (Chapel Hill, N.C.)

[] Associated Press Rank

East Carolina (20-6)

H: 10-2 A: 7-4 N: 3-0 OT: 1-0

C-USA: 4-4	H: 2-2	A: 2-2	OT: 1-0	
AMERICAN: 13-2	H: 8-0	A: 5-2	N: 0-0 OT: 0-0	
AAC TOURNAMENT: 2-0	H: 0-0	A: 0-0	N: 2-0 OT: 0-0	
1985-86	D21	N^	W	71-62
2005-06	J18	A^	W, ot	74-70
2006-07	F17	H^	W	65-42
2007-08	F27	A^	L	54-82
2008-09	J24	H^	L	74-80 (CBS C)
2009-10	F24	A^	W	59-54 (CBS C)
2010-11	F2	H^	W	46-41 (TWC)
2011-12	F1	A^	L	43-62
2012-13	F23	H^	L	69-72 (TWC)
2014-15	J17	H~	W	[rv/rv] 77-54 (CBSSN)
	M13	N#	W	[20/21] 62-54 (ESPN2)
2015-16	J13	A~	W	[10/-] 79-55 (ESPNews)
	F21	H~	W	[21/-] 74-63 (ESPNews)
2016-17	D31	A~	W	75-44 (ASN & ESPN3)
	F1	H~	W	[rv/rv] 86-46 (ESPNews)
	M10	N#	W	[12/15] 81-77 (ESPN2)
2017-18	J28	H~	W	86-61 (CBSSN)
	F21	A~	W	77-58 (ESPNews)
2018-19	J2	H~	W	82-54 (ESPN3)
2019-20	J11	A~	L	68-71 (ESPN3)
	J22	H~	W	84-64 (ESPN3)
2020-21	D16	H~	W	[rv/rv] 70-55 (ESPN+)
	F8	A~	W	71-56 (ESPN2)
2021-22	F12	A~	W	[-rv] 80-66 (ESPNU)
2022-23	F4	A~	L	72-77 (ESPN+)
	F19	H~	W	86-70 (ESPN+)

^ Kentucky Invitational (Lexington, Ky.)

* Conference USA game

~ American Athletic Conference game

AAC Tournament (Hartford, Conn. - XL Center)

East Tennessee State (1-0)

H: 0-0 A: 0-0 N: 1-0 OT: 0-0

1993-94 D29 N^ W 88-84

^ Golden Harvest Classic (Kansas City, Mo.)

East Texas State

(see Texas A&M - Commerce)

Eastern Kentucky (1-0)

H: 0-0 A: 0-0 N: 1-0 OT: 0-0

1947-48 D6 N^ W 66-45

^ Louisville, Kentucky

Eastern Michigan (1-0)

H: 1-0 A: 0-0 N: 0-0 OT: 0-0

2016-17 N13 H~ W [-rv] 91-64 (ESPN3)

~ 2K Classic Benefiting Wounded Warrior Project

[A/Coaches]

Eastern Washington (1-0)

H: 1-0 A: 0-0 N: 0-0 OT: 0-0

2014-15 N22 H~ W [22/23] 77-68 (ESPN3)

~ Hoosier Showcase

[A/Coaches]

Eastern Michigan (1-0)

H: 1-0 A: 0-0 N: 0-0 OT: 0-0

2016-17 N13 H~ W [-rv] 91-64 (ESPN3)

~ 2K Classic Benefiting Wounded Warrior Project

**Hardin-Simmons (13-4)**

H: 12-1 A: 0-3 N: 1-0 OT: 0-0

1916-17	J25	H	W	28-18
		A	L	15-22
1919-20		H	W	15-12
		H	W	16-14
1927-28		H	W	53-26
1929-30		H	W	34-25
1931-32		H	W	38-14
1936-37		A	L	27-33
		A	L	22-26
1947-48	N ^A	W	W	65-57
1952-53		H	L	55-56
1966-67	D10	H	W	100-79
1995-96	N27	H	W	74-45
1996-97	N23	H	W	90-34
1998-99	J6	H	W	108-77
1999-00	N20	H	W	110-69
2005-06	D10	H	W	85-70

^ Ft. Worth Invite (Ft. Worth, Texas)

Hartford (1-0)

H: 1-0 A: 0-0 N: 0-0 OT: 0-0

2019-20 N27 H~ W 90-58 (ESPN3)

~ Southwestern Showdown presented by Engage Telehealth

Harvard (2-0)

H: 2-0 A: 0-0 N: 0-0 OT: 0-0

1997-98	D30	H	W	81-80
2005-06	D28	H	W	76-55

Hawaii (7-11)

H: 5-3 A: 2-7 N: 0-1 OT: 0-0

WAC: 5-9 H: 4-3 A: 1-6 OT: 0-0

WAC TOURNAMENT: 0-1 N: 0-1 OT: 0-0

1966-67	D12	H	W	92-72
1983-84	D30	A [^]	W	82-73
1997-98	J17	A [^]	L	68-77 [24]
	F14	H [^]	L	82-94 (FSN-SW)
1999-00	J12	A [^]	W	79-73
	F12	H [^]	W	89-73
	M9	N~	L	82-87
2000-01	J6	H [^]	W	69-56 (FSN-SW)
	F15	A [^]	L	65-79
2001-02	J12	A [^]	L	74-83
	F7	H [^]	L	76-85
2002-03	J9	A [^]	L	55-72
	F8	H [^]	W	78-69 (FSN-SW)
2003-04	J15	H [^]	L	65-66
	F14	A [^]	L	59-62
2004-05	J13	A [^]	L	59-71
	F12	H [^]	W	71-65
2022-23	D25	A#	L	57-58 (ESPN2)

^ Rainbow Classic (Honolulu, Hawaii)

~ WAC Tournament (Fresno, Calif.)

* Western Athletic Conference game

Hawaiian Airlines Diamond Head Classic (Honolulu,

Hawaii - SimpliFi Arena at Stan Sheriff Center)

[] Associated Press Rank

Hofstra (2-0) (1-0 +)

H: 1-0 A: 1-0 N: 0-0 OT: 0-0 (H: 0-0 +)

2012-13 D1 A W 73-47

2013-14 J19 H W+ 73-49 (ESPN3)

+ Win in 2013-14 later vacated

Houston (34-58) (32-58 +)

H: 18-21 A: 10-31 N: 6-6 OT: 3-2 (H: 17-21 A: 9-31 +)

NCAA: 2-1 N: 2-1 OT: 0-0

SWC: 14-28 H: 9-12 A: 5-16 OT: 2-1

SWC TOURNAMENT: 4-3 H: 0-0 A: 0-1 N: 4-2 OT: 0-0

C-USA: 3-12 H: 2-5 A: 1-7 OT: 0-1

C-USA TOURNAMENT: 0-1 H: 0-0 A: 0-0 N: 0-1 OT: 0-0

AAC: 9-11 H: 6-4 A: 3-7 OT: 1-0 (7-11 H: 5-4 A: 2-7 +)

AAC TOURNAMENT: 0-1 H: 0-0 A: 0-0 N: 0-1 OT: 0-0

1955-56 M16 N^A W [8] 89-74 [17]

1964-65 M13 N~ W 89-87

1966-67 M18 N^A L 75-83 [7]

1972-73 D29 N@ L 102-115 [13]

1975-76 J26 H[^] W 87-75F24 A[^] L 98-1001976-77 J29 H[^] L 102-103F10 A[^] L 83-1151977-78 J23 H[^] W 76-75F13 A[^] L 55-951978-79 J22 A[^] L 78-82F12 H[^] L 94-101

F24 A# L 67-74

1979-80 J12 A[^] L 81-96 (Ch. 5)F2 H[^] L 70-711980-81 J13 H[^] W, ot 72-70 (OAK, Ch. 39)F3 A[^] L 64-79 (Metro, Ch. 39)1981-82 J16 A[^] W 67-66 [10]F6 H[^] L 71-73 (Tanner)1982-83 J8 A[^] L 71-105 [19]F9 H[^] L 68-85 [6]

M11 N\$ L 59-75

1983-84	J5	H [^]	L	59-60 [7] (T.V.S)
	F4	A [^]	L	57-76 [6] (T.V.S)
1984-85	J30	H [^]	W	[4] 85-78 (HSE)
	M3	A [^]	L	[13] 76-79 (SWC)
	M8	N\$	W	[20] 84-72 (SWC)
1985-86	J25	A [^]	L	66-71 (SWC)
	F26	H [^]	W	78-71 (SWC)
1986-87	J21	H [^]	L	65-75 (SWC)
	F22	A [^]	W	79-73 (SWC)
1987-88	J19	A [^]	W	69-65 (USA)
	F20	H [^]	W, ot	87-84 (SWC)
	M12	N\$	W	98-76
1988-89	J21	H [^]	L, ot	83-84 (Raycom)
	F22	A [^]	W	88-85 (HSE)
1989-90	J24	A [^]	L	47-64
	F24	H [^]	L	63-71 (Raycom)
1990-91	J26	H [^]	W	81-75
	F27	A [^]	L	58-85
	M8	N\$	W	65-62
1991-92	F5	A [^]	L	50-67
	M7	H [^]	L	62-69
	M13	N\$	L	62-73
1992-93	J23	A [^]	L	75-85 (Raycom)
	J30	H [^]	W	70-60 [25]
1993-94	J26	H [^]	W	70-64
	F24	A [^]	L	80-89 (ESPN)
1994-95	J28	H [^]	L	71-73
	M4	A [^]	W	79-74
1995-96	J8	A [^]	L	62-63 (Prime)
	F28	H [^]	L	59-62
	M7	N\$	W	62-57
1999-00	N27	A	W	94-80
2000-01	D17	H	W	94-69
2005-06	F11	A [^]	L	57-69
2006-07	J13	A [^]	L	67-82 (CSTV)
	F7	H [^]	L	49-64 (CSTV)
2007-08	J16	H [^]	L	71-99 (KTXA)
	F16	A [^]	L	47-69
2008-09	F11	H [^]	L	56-69 (TWC MS)
	M7	A [^]	L	77-89
	M11	N%	L	76-85
2009-10	F13	A [^]	L	60-66
	F27	H [^]	W	94-83 (TWC MS/TTCC)
2010-11	J15	H [^]	L	68-70 (TWC)
	F16	A [^]	W	65-51
2011-12	J18	H [^]	W	70-54
	F25	A [^]	L	59-62
2012-13	J9	A [^]	L	67-78
	F2	H [^]	L, ot	80-84 (TWC)
2013-14	J26	A>	W+	[rv/] 75-68 (ESPNNews)
	F19	H>	W+	[rv/rv] 68-64 (ESPNNews)
	M13	N=	L	[25/23] 64-68 (ESPNNU)
2014-15	J24	H>	W	[rv/rv] 80-59 (CBSSN)
	F12	A>	W	[25/25] 75-69 (ESPN)
2015-16	J19	H>	W	[8-] 77-73 (ESPNNU)
	F1	A>	L	[12-] 68-71 (CBSSN)
2016-17	J21	H>	W	[rv/rv] 85-64 (ESPNNU)
	F18	A>	W	[19/23] 76-66 (ESPN2)
2017-18	F8	A>	L	58-67 [rv/rv] (ESPN2)
	F28	H>	L	56-69 [25/rv] (ESPN2)
2018-19	J16	H>	L	58-69 [21/17] (ESPNNews)
	M7	A>	L	79-90 [12/12] (ESPN)
2019-20	J15	A>	L	62-71 [rv/rv] (CBSSN)
	F15	H>	W, ot	73-72 [20/19] (ESPNNU)
2020-21	J3	H>	L	[rv/rv] 60-74 [5/5] (ESPN2)
	J31	A>	L	48-70 [6/6] (ESPN)
2021-22	F9	H>	W	[rv/v] 85-83 [6/7] (ESPN2)
	F27	A>	L	[rv/rv] 61-75 [14/15] (ESPN)
2022-23	J5	A>	L	53-87 [2/2] (ESPN2)
	F16	H>	L	65-80 [2/2] (ESPN2)

^ NCAA Tournament West Regional (Lawrence, Kan.)

NCAA Tournament Midwest Regional (Manhattan, Kan.)

@ Sun Bowl Classic (El Paso, Texas)

* SWC game

SWC Postseason Tournament (Houston - The Summit)

\$ SWC Postseason Tournament (Dallas - Reunion Arena)

% Conference USA game

% C-USA Tournament (Memphis, Tenn. - FedExForum)

> American Athletic Conference game

= AAC Tournament (Memphis, Tenn. - FedExForum)

+ Wins in 2013-14 later vacated

[AP] or [AP/Coaches]

Houston Baptist (7-0)

H: 6-0 A: 0-0 N: 1-0 OT: 0-0

1972-73 D2 N^A W 78-75

1973-74 J12 H W 93-65

1974-75 J9 H W 98-67

2007-08 D9 H W 90-79

2008-09 N21 H~ W 79-60 (TWC MS)

2009-10 J23 H W 82-68

2020-21 D2 H W 102-75 (ESPN+)

^ Shreveport Invitational (Shreveport, La.)

~ SMU Tip-Off Classic

Howard Payne (0-1)

H: 0-1 A: 0-0 N: 0-0 OT: 0-0

1949-50 H L 56-57

Huston-Tillotson (1-0)

H: 1-0 A: 0-0 N: 0-0 OT: 0-0

2009-10 N23 H W 69-65

Idaho (1-0)

H: 1-0 A: 0-0 N: 0-0 OT: 0-0

1984-85 D14 H[^] W [7] 90-71

^ Dallas Morning News Classic

Illinois State (2-1)

H: 1-1 A: 0-0 N: 1-0 OT: 0-0

1985-86 D14 H[^] W 68-58

2006-07 N12 N~ W 57-55

2008-09 N23 H@ L 73-84 (TWC MS)

^ Dallas Morning News Classic

~ Colonial Classic (Tallahassee, Fla.)

@ SMU Tip-Off Classic

Illinois-Chicago (2-0) (1-0 +)

H: 1-0 A: 1-0 N: 0-0 OT: 0-0 (A: 0-0 +)

2013-14 D4 A W+ 73-65 (ESPN3)

2014-15 D17 H W 67-46 (CBSSN)

+ Win in 2013-14 later vacated

Indiana (2-2)

H: 1-0 A: 1-2 N: 0-0 OT: 0-0

1954-55 D13 A W 83-78 [6]

1967-68 D29 H[^] W 91-84

1977-78 D17 A~ L 51-56

2014-15 N20 A# L [22/23] 74-68 (BTN)

^ All Sports Association Tournament (Dallas, Texas)

~ Market Square Arena (Indianapolis, Indiana)

Hoosier Showcase

[AP] or [AP/Coaches]

Indiana State (0-1)

H: 0-0 A: 1-0 N: 0-0 OT: 0-0

1947-48 A L 53-80

Iona (1-0)

H: 0-0 A: 0-0 N: 1-0 OT: 0-0

2022-23 D22 N^A W 85-81 (ESPNNU)

^ Hawaiian Airlines Diamond Head Classic (Honolulu,

Hawaii - SimpliFi Arena at Stan Sheriff Center)

Iowa (1-5)

H: 1-0 A: 0-5 N: 0-0 OT: 0-0

1955-56 D9 A L 62-80 [4]

1957-58 D3 A L 60-65

1958-59 D6 H W 65-55

1959-60 D5 A L 58-89

1963-64 D12 A L 70-73

2001-02 D1 A^A L 69-86 [7]

^ Hawkeye Classic (Iowa City, Iowa)

[] Associated Press Rank

Iowa State (1-1)

H: 1-0 A: 0-1 N: 0-0 OT: 0-0

1980-81 D9 H W 58-55 (ESPN)

1981-82 D2 A L 70-80

Jacksonville (1-0)

H: 1-0 A: 0-0 N: 0-0 OT: 0-0

CIT: 1-0 H: 1-0 A: 0-0 N: 0-0 OT: 0-0

2010-11 M19 H[^] W 63-62

^ CollegInsider.com Tournament (CIT)

Jacksonville State (1-0)

H: 1-0 A: 0-0 N: 0-0 OT: 0-0

2019-20 N5 H W 74-65 (ESPN3)

Jackson State (1-2)

H: 1-2 A: 0-0 N: 0-0 OT: 0-0

2011-12 D15 H~ L 58-59

20

**Long Beach State (0-1)**

H: 0-1 A: 0-0 N: 0-0 OT: 0-0
1976-77 D6 H L 67-68

Long Island University (1-1)

H: 1-0 A: 0-1 N: 0-0 OT: 0-0
1937-38 A L 29-40
2005-06 N29 H W 74-62

Louisiana (1-2)

previously Louisiana-Lafayette, Southwest Louisiana
H: 1-1 A: 0-1 N: 0-0 OT: 0-1
1969-70 J8 A L 76-78
1986-87 F7 H W 65-52
2022-23 N22 H L, ot 72-76 (ESPN+)

Louisiana-Monroe (see ULM)**LSU (3-2) (2-2 +)**

H: 3-0 A: 0-2 N: 0-0 OT: 0-0 (H: 2-0 +)
NIT: 1-0 H: 1-0 A: 0-0 N: 0-0 OT: 0-0 (0-0 H: 0-0 +)
1962-63 D13 H W 83-68
1963-64 D5 A L 62-66
1964-65 D12 H W 98-75
1965-66 D10 A L 88-91
2013-14 M24 H# W+ [-/rv] 80-67 (ESPN)
NIT 2nd Round (16)
+ Win in 2013-14 later vacated
[AP/Coaches]

Louisiana Tech (4-8)

H: 3-2 A: 1-4 N: 0-2 OT: 0-1
WAC: 3-5 H: 2-2 A: 1-3 OT: 0-1
1972-73 D1 N^ L 87-92
1989-90 D1 N~ L 68-71
2001-02 J5 A^ W 74-71
F2 H^ L 66-70
2002-03 J4 A^ L 77-89
M8 H^ W 84-61
2003-04 J24 H^ L 61-75
F21 A^ L, ot 69-74
2004-05 J22 A^ L 58-57
F16 H^ W 73-70
2010-11 D1 A L 64-69
2011-12 D31 H W 73-65
^ Shreveport Invitational (Shreveport, La.)
~ Stanford Apple Invitational (Stanford, Calif.)
* Western Athletic Conference game

Louisville (2-8)

H: 1-3 A: 0-4 N: 1-1 OT: 0-0
NCAA: 1-0 N: 1-0 OT: 0-0
AMERICAN: 0-2 H: 0-1 A: 0-1 N: 0-0 OT: 0-0
1966-67 M17 N^ W 83-81 [2]
1968-69 D11 H L 73-79
1969-70 D29 A L 79-105 [14]
1970-71 D30 H L 85-97 [17]
1971-72 D22 A L 62-96 [19]
1983-84 D3 A L 65-89 (KTXA)
1984-85 F16 H W [9] 72-64 [19] (CBS)
1987-88 D28 N~ L 79-87
2013-14 J12 A# L [rv/] 63-71 [12/8] CBSSN
M5 H# L [18/18] 71-84 [11/9] CBSSN
^ NCAA Midwest Regional (Lawrence, Kan.)
~ Rainbow Classic (Honolulu, Hawaii)
American Athletic Conference game
[] Associated Press Rank or [AP/Coaches]

Loyola (Ill.) (2-4)

(previously Loyola Chicago)
H: 0-1 A: 2-1 N: 0-2 OT: 0-0
NCAA: 0-1 N: 0-1 OT: 0-0
1938-39 A L 31-44
1939-40 A W 38-34
1946-47 H L 49-59
A W 62-53
1971-72 D27 N^ L 78-102
1984-85 M16 N~ L 57-70 [14] (CBS)
^ St. Louis Invitational (St. Louis, Mo.)
~ NCAA Tournament 2nd Round (Hartford, Conn.)
[] Associated Press Rank

Loyola Marymount (1-1)

H: 1-0 A: 0-0 N: 0-1 OT: 0-0
2012-13 N11 H W 73-58
2021-22 N22 N~ L 70-76 (CBSSN)
~ Jacksonville Classic (UNF Arena - Jacksonville, Florida)

Malone (1-0)

H: 1-0 A: 0-0 N: 0-0 OT: 0-0
2012-13 N19 H~ W 81-47
~ Hoops for Hope Classic (Host Rounds)

Marshall (1-8)

H: 0-4 A: 1-3 N: 0-1 OT: 0-1
C-USA: 1-7 H: 0-4 A: 1-3 OT: 0-1

C-USA TOURNAMENT: 0-1 N: 0-1 OT: 0-0

2005-06 F15 H^ L, ot 72-75
2006-07 F14 A^ L 49-52
2007-08 F13 H^ L 74-75
2008-09 J21 A^ L 50-53
2009-10 M6 H^ L 57-73 (TWC MS/TTC)
2010-11 F26 A^ L 62-64
2011-12 F18 H^ L 68-73
M7 N~ L 56-74 (CSS)
2012-13 J30 A^ W 68-57

* Conference USA game
~ C-USA Championship (Memphis, Tenn. - FedExForum)

Maryland-Eastern Shore (1-0)

H: 0-0 A: 0-0 N: 1-0 OT: 0-0
1999-00 D3 N^ W 93-55
^ Pizza Hut Invitational (Springfield, Mo.)

McMurry (5-0)

H: 4-0 A: 1-0 N: 0-0 OT: 0-0
1956-57 D3 H W 113-36
1970-71 J13 H W 92-75
1995-96 D16 H W 84-42
2010-11 D18 A W 70-67
2011-12 N11 H W 78-49

McNeese State (5-0) (4-0 +)

H: 4-0 A: 0-0 N: 1-0 OT: 0-0 (H: 3-0 +)
2006-07 N13 N^ W 70-54
2013-14 D2 H~ W+ 88-59 (ESPN3)
2016-17 D14 H W 92-56 (Spectrum & E3)
2018-19 N29 H W 91-59 (PonyUpTV)
2021-22 N9 H W 86-62 (ESPN+)
^ Colonial Classic (Tallahassee, Fla.)
~ Curtis Culwell Center (Garland, Texas)
+ Win in 2013-14 later vacated

Memphis (15-18) (14-18 +)

previously Memphis State
H: 9-6 A: 6-11 N: 0-1 OT: 0-1 (H: 8-6 +)
C-USA: 2-10 H: 2-4 A: 0-6
AAC: 12-6 H: 7-2 A: 5-4 N: 0-0 OT: 0-0 (11-6 H: 6-2 +)
AAC TOURNAMENT: 0-1 H: 0-0 A: 0-0 N: 0-1 OT: 0-0
1953-54 D14 A W 66-63
1964-65 D28 A^ L, ot 92-95
2005-06 J14 A^ L 53-73 [5]
2006-07 F3 A^ L 52-88 [11] (ESPN)
M3 H^ L 61-64 [6] (CSTV)
2007-08 F6 A^ L 48-77 [1] (CSS)
M5 H^ L 55-72 [2] (CSTV)
2008-09 F4 H^ L 66-79 [14] (CBS C)
F18 A^ L 47-90 [5] (CBS C)
2009-10 J30 H^ W 70-60 (TWC MS/TTC)
F20 A^ L 63-76 (CSS)
2010-11 J12 H^ W 64-58 (TWC)
2011-12 J21 A^ L 45-63 (FSN South)
2012-13 F6 H^ L 52-60 [RV]
2013-14 F1 H~ W+ [rv/] 87-72 [22/22] CBSSN
[18/18] 58-67 [20/20] ESPN2
2014-15 J8 H~ W 73-59 (ESPN2)
F26 A~ W [21/21] 66-57 (ESPN2)
2015-16 J30 H~ W [13/4] 80-68 (ESPNU)
F25 A~ W [24/4] 69-62 (ESPN2)
2016-17 D27 A~ W 58-54 (ESPNU)
M4 H~ W [14/19] 103-62 (ESPN2)
2017-18 F14 H~ L 67-70 (ESPNU)
2018-19 J19 A~ L 61-83 (ESPNU)
2019-20 J25 A~ W 74-70 [20/20] (CBSSN)
F25 H~ W 58-53 (CBSSN)
2020-21 J14 A~ Postponed (COVID-19)
J26 A~ L 72-76 (ESPNU)
2021-22 J20 A~ W [-/rv] 70-62 (ESPN2)
F20 H~ W [rv/rv] 73-57 (ESPN)
M12 N# L 63-70 [rv/rv] (ESPN2)
2022-23 J26 A~ L 84-99 [rv/] (ESPN2)
M2 H~ L 62-81 [rv/] (ESPN2)

^ Memphis State Invitational (Memphis, Tenn.)
* Conference USA
~ American Athletic Conference
% AAC Tournament (Fort Worth, Texas - Dickies Arena)
+ Win in 2013-14 later vacated
[] Associated Press Rank or [AP/Coaches]

Miami (Fla.) (2-0)

H: 1-0 A: 1-0 N: 0-0 OT: 1-0
1990-91 D19 H W, 2ot 93-88
1991-92 D20 A W 69-60

Miami (Ohio) (2-0)

H: 0-0 A: 0-0 N: 2-0 OT: 0-0
NCAA: 1-0 N: 1-0 OT: 0-0
1983-84 M16 N^ W 83-69 (CBS)
2003-04 D20 N~ W 66-55 (ESPN+)
^ NCAA Tournament 1st Round (Pullman, Wash.)
~ Boilermaker Invitational (West Lafayette, Ind.)

Michigan (2-1)

H: 1-0 A: 1-0 N: 0-1 OT: 0-0
2014-15 D20 A W 62-51 (ESPN2)
2015-16 D8 H W [19/] 82-58 (ESPN2)
2016-17 N18 N~ L [rv/rv] 54-76 [-/rv] (ESPN2)
~ 2K Classic Benefiting Wounded Warrior Project
(New York, N.Y. - Madison Square Garden)
[AP/Coaches]

Michigan State (0-1)

H: 0-0 A: 0-0 N: 0-1 OT: 0-0
1977-78 D29 N^ L 69-85
^ Old Dominion Classic (Norfolk, Va.)

Midwestern State (2-0)

H: 2-0 A: 0-0 N: 0-0 OT: 0-0
1966-67 D17 H W 89-74
2014-15 D29 H W 70-61 (ESPN3)

Minnesota (6-4)

H: 4-0 A: 2-3 N: 0-1 OT: 1-0
NIT: 0-1 H: 0-0 A: 0-0 N: 0-1 OT: 0-0
1954-55 D21 A L 72-89
1955-56 D10 A W, ot 82-81 [20]
1956-57 D8 H W 91-84
1957-58 D2 A L 52-66
1958-59 D20 H W [20] 67-58
1959-60 D3 A W 73-60
1960-61 D19 H W 63-60
1961-62 D9 A L 56-70
1962-63 D20 H W 100-80
2013-14 A3 N~ L [-/rv] 63-65 (ESPN)
~ NIT Final (New York, N.Y. - Madison Square Garden)
[] Associated Press Rank or [AP/Coaches]

Mississippi (1-2)

H: 1-1 A: 0-1 N: 0-0 OT: 0-0
1968-69 D27 H^ W 94-70
2010-11 J5 H L 57-75
2011-12 J3 A L 48-50 (FSN)
^ All Sports Association Tournament (Dallas, Texas)

Missouri (4-10)

H: 1-5 A: 2-4 N: 1-1 OT: 0-1
1946-47 N^ W 56-53
1948-49 A L 41-52
A W 59-49
1949-50 H L 61-62
H L 42-53
1964-65 D23 H W 78-73
1972-73 J8 H W 73-74 [7]
1973-74 D1 A W 77-73
1993-94 D11 A L 77-82
1994-95 J4 H L 68-84
1995-96 N30 A L 51-66 [13]
1998-99 D12 H L 55-66
2021-22 N21 N~ L, ot 75-80 (CBSSN)
^ Big Six Tournament (Kansas City, Kan.)
~ Jacksonville Classic (UNF Arena - Jacksonville, Florida)
[] Associated Press Rank

Missouri State (3-1)

previously Southwest Missouri State
H: 0-0 A: 2-1 N: 1-0 OT: 0-0
NIT: 0-1 H: 0-0 A: 0-1 OT: 0-0
1987-88 N29 A~ W 69-58
1999-00 D4 A~ W 70-60
M16 A@ L 64-77
2012-13 N25 N# W 62-61
^ Mazzio's Pizza Classic (Springfield, Mo.)
~ Pizza Hut Classic (Springfield, Mo.)
@ Postseason NIT
Hoops for Hope Classic (Puerto Vallarta, Mexico)

Monmouth (1-0)

H: 1-0 A: 0-0 N: 0-0 OT: 0-0
2014-15 N30 H W [-/rv] 63-51
[AP/Coaches]

Montana State (1-0)

H: 0-0 A: 1-0 N: 0-0 OT: 1-0
2004-05 N22 A W, ot 69-61

Morgan State (2-0)

H: 2-0 A: 0-0 N: 0-0 OT: 0-0
1985-86 N30 H W 76-41
1987-88 J2 H W 96-65

Morris Brown (1-0)

H: 1-0 A: 0-0 N: 0-0 OT: 0-0
2000-01 J30 H W 86-72

Navy (4-2)

H: 2-0 A: 2-0 N: 0-2 OT: 0-0
1949-50 D30 N^ L 50-53
1998-99 D29 N~ L 65-68
1999-00 D23 H W 87-78

2000-01 D9 A W 66-64
2001-02 N18 H W 81-64
2003-04 D31 A W 68-54
^ Cotton Bowl Invitational (Dallas, Texas)
~ Arizona State Classic (Tempe, Ariz.)

Nebraska (2-4)

H: 2-0 A: 0-2 N: 0-2 OT: 0-0
1951-52 H W 61-55
1961-62 D7 A L 60-63
1970-71 D12 H W 80-75
1971-72 D11 A L 76-84
1974-75 D20 N^ L 67-69
2000-01 D22 N~ L 70-72
^ Indiana Classic (Bloomington, Ind.)
~ San Juan Shootout (San Juan, P.R.)

Nevada (6-8)

H: 4-1 A: 2-4 N: 0-3 OT: 2-0
WAC: 6-4 H: 4-1 A: 2-3 OT: 2-0
WAC TOURNAMENT: 0-3 H: 0-0 A: 0-0 N: 0-3 OT: 0-0
1988-89 D20 A L 85-97
2000-01 J11 A^ W 82-77
J25 H^ W 61-49
2001-02 J26 A^ W 71-57
F21 H^ W 77-74
M6 N~ L 66-72
2002-03 J18 H^ W, ot 86-76
F13 A^ L 64-82
M14 N~ L 66-81
2003-04 J10 A^ L 74-84
F5 H^ W, ot 71-70
M9 N@ L 60-75
2004-05 J8 H^ L 73-66
F3 A^ L 73-59
* Western Athletic Conference game
~ WAC Tournament (Tulsa, Okla.)
@ WAC Tournament (Fresno, Calif.)

Nevada-Las Vegas (see UNLV)**New Hampshire (1-0)**

H: 1-0 A: 0-0 N: 0-0 OT: 0-0
2015-16 D5 H W [22/] 98-44 (TWC/ESPN3)
[AP/Coaches]

New Mexico (1-4)

H: 0-2 A: 1-1 N: 0-1 OT: 0-0
WAC: 0-2 H: 0-1 A: 0-1 OT: 0-0
WAC TOURNAMENT: 0-1 H: 0-0 A: 0-0 N: 0-1 OT: 0-0
1996-97 J11 A^ L 58-78 [18]
F6 H^ L 72-75 [9] (TCI-Dallas)
1998-99 M5 N^ L 56-57 [25]
2021-22 D19 A W 90-72 (Stadium)
2022-23 N15 H L 63-84 (ESPN+)
* Western Athletic Conference game
^ WAC Tournament (Las Vegas, Nev.)
[AP]

New Mexico State (3-0)

H: 2-0 A: 1-0 N: 0-0 OT: 0-0
1975-76 D16 H W 94-87
1999-00 J2 H W 68-59
2000-01 N29 A W 85-76 (KSTR)

New Orleans (3-0)

H: 3-0 A: 0-0 N: 0-0 OT: 0-0
1983-84 D16 H^ W 82-78
2017-18 D13 H W [rv/] 79-66 (ESPN3)
2019-20 N12 H W 77-64 (ESPN3)
Rankings [AP/Coaches]
^ Dallas Morning News Classic (Dallas, Texas - Reunion Arena)

New York University (0-1)

H: 0-0 A: 0-1 N: 0-0 OT: 0-0
1946-47 A L 63-76

Niagara (1-1)

H: 0-0 A: 1-1 N: 0-0 OT: 0-0
1948-49 A W 67-57
1949-50 A L 47-55

Nicholls (2-0)

H: 2-0 A: 0-0 N: 0-0 OT: 0-0
NIT: 1-0 H: 1-0 A: 0-0 N: 0-0 OT: 0-0
2015-16 D16 H~ W [18/] 86-42 (TWC/ESPN3)
2021-22 M16 H# W 68-58 (ESPN+)
~ Continental Tire Las Vegas Classic host round
NIT First Round
[AP/Coaches]

North Carolina (1-2)

H: 0-1 A: 0-1 N: 1-0 OT: 0-1
1984-85 J13 N# W [4] 84-82 [5] (CBS)
1986-87 D30 H^ L, ot 86-88 [4]
1987-88 D12 A L 74-90 [5]
Greensboro, N.C.



^ Dallas Morning News Classic (Dallas, Texas - Reunion Arena)
 [] Associated Press Rank

North Carolina A&T (0-1)

H: 0-1 A: 0-0 N: 0-0 OT: 0-0
 2006-07 D30 H L 76-80

North Carolina Central (1-0)

H: 1-0 A: 0-0 N: 0-0 OT: 0-0
 2009-10 J9 H W 78-50

North Carolina State (1-1)

H: 1-0 A: 0-1 N: 0-0 OT: 0-1
 1984-85 F9 A L, ot [4] 78-82 (NBC)
 1988-89 D3 H W 59-57 [16]
 [] Associated Press Rank

North Texas (34-17)

previously North Texas State
 H: 17-6 A: 17-11 N: 0-0 OT: 0-0

1916-17	J19	A	W	25-23
1917-18	F14	A	W	26-11
1925-26		A	W	21-20
		A	L	16-21
1926-27		A	L	22-33
		A	W	23-10
		A	W	18-11
1927-28		H	W	27-13
		H	L	23-26
1928-29		A	L	20-25
		A	L	13-28
1929-30		A	L	14-26
1930-31		H	W	36-16
		H	L	25-31
1931-32		A	W	32-31
		A	W	34-17
1932-33		H	L	25-26
1934-35		H	W	63-27
		A	W	33-17
1936-37		H	W	37-19
		A	L	26-29
1938-39		A	W	39-34
		A	W	41-34
1940-41		A	W	52-50
		H	L	35-43
1941-42		A	L	31-33
		H	W	40-34
1942-43		H	W	36-35
		A	W	40-37
1945-46		A	W	58-38
		A	W	48-37
1947-48		H	W	60-49
1950-51		H	W	47-39
1955-56	D1	H	W	82-67
1973-74	J9	H	L	76-79
1974-75	D3	A	W	89-87
1975-76	J20	H	L	88-96
1976-77	J22	A	L	99-103
1978-79	D6	H	W	92-91
1980-81	D3	A	L	66-69
1984-85	D19	H	W	[6] 90-45 (HSE)
1985-86	D13	H^	W	78-63
1988-89	J4	H	W	81-71
1989-90	N24	A	W	65-57
1992-93	D23	H	W	110-94
1993-94	D7	A	L	59-71
1994-95	D22	H	W	81-74
1995-96	J31	A	L	55-62
1996-97	D2	H	W	64-59
2001-02	D4	A	W	74-66
2002-03	N29	H	W	88-75

^ Dallas Morning News Classic
 [] Associated Press Rank

Northeastern (0-1)

H: 0-0 A: 0-0 N: 0-1 OT: 0-0
 2009-10 D25 N^ L 62-73
 ^ Hawaiian Airlines Diamond Head Classic (Honolulu, Hawaii)

Northern Colorado (1-0)

H: 1-0 A: 0-0 N: 0-0 OT: 0-0
 1976-77 D11 H W 81-68

Northern Iowa (2-1)

H: 1-0 A: 1-0 N: 0-1 OT: 0-0
 CIT: 1-0 H: 0-0 A: 1-0 N: 0-0 OT: 0-0
 1988-89 D30 H W 90-73
 2010-11 M21 A^ W, ot 57-50
 2017-18 N22 N# L [-/rv] 58-61 (ESPN3)
 [AP/Coaches]
 ^ CollegeInsider.com Tournament (CIT)
 # Battle 4 Atlantis (Nassau, Bahamas)

Northwestern (1-2)

H: 1-0 A: 0-2 N: 0-0 OT: 0-0
 1962-63 D17 H W 80-75
 1963-64 D14 A L 79-88

2008-09 D23 A L 55-66

Northwestern State (La.) (8-0)

previously Northwestern Louisiana
 H: 8-0 A: 0-0 N: 0-0 OT: 0-0
 1953-54 H W 90-71
 1954-55 D6 H W 99-86
 1984-85 D1 H W [9] 89-57
 1985-86 N27 H W 77-59
 2017-18 N15 H W [rv/rv] 81-35 (ESPN3)
 2018-19 N8 H W 69-58 (PonyUpTV)
 2019-20 D3 H W [rv/-] 77-51 (ESPN3)
 2021-22 N15 H W 95-48 (ESPN+)
 [Associated Press Rank] or [AP/Coaches]

Notre Dame (1-4)

H: 0-2 A: 0-2 N: 1-0 OT: 0-0
 NCAA: 1-0 N: 1-0 OT: 0-0
 1948-49 D30 H L 45-58
 1967-68 D11 A L 59-79
 1987-88 M17 N^ W 83-75 (CBS)
 1988-89 J17 A L 45-67 (WGN)
 1989-90 F8 H L 49-63 (KDAF, HSE)
 ^ NCAA Tournament 1st Round (Chapel Hill, N.C.)

Occidental (1-0)

H: 0-0 A: 1-0 N: 0-0 OT: 0-0
 2009-10 D19 A W 77-49

Ohio (1-0)

H: 1-0 A: 0-0 N: 0-0 OT: 0-0
 1977-78 D20 H W 83-77

Oklahoma A&M (see Oklahoma State)

Oklahoma (14-35)

H: 11-9 A: 2-24 N: 1-2 OT: 1-1
 1916-17 A L 33-45
 H W 43-20
 1926-27 H W 24-22
 1928-29 A L 24-32
 1929-30 H L 19-24
 H L 22-24
 1930-31 A L 33-36
 A L 30-35
 1931-32 A L 20-35
 A L 28-42
 1932-33 H L 31-39
 H W 31-29
 1933-34 A L 28-36
 A L 38-37
 1936-37 A L 28-32
 A L 41-43
 1938-39 H W 49-44
 H L 31-49
 1939-40 A L 37-52
 1940-41 A L 34-43
 H W 57-55
 1941-42 A L 34-57
 1943-44 H W 41-37
 1944-45 A L 40-41
 1945-46 A L 45-52
 1946-47 H L 41-66
 1947-48 A L 45-55
 1950-51 H L 29-47
 1951-52 H W 57-49
 1952-53 A L 54-59
 1957-58 D12 A L 58-66
 1958-59 D17 H W [20] 59-51
 1959-60 D15 A L 57-65
 1960-61 D13 H W 67-61
 1961-62 D5 A W 61-52
 1962-63 D4 H L 83-96
 1963-64 D7 A W 83-72
 1965-66 D7 H W 97-78
 1971-72 J4 H W, ot 96-62
 1972-73 J6 A L 63-84
 1984-85 D22 N^ W [6] 85-76 [11] (KTXA)
 1985-86 D28 N~ L 69-92 [8]
 1988-89 D6 A L 87-104 [6] (HSE)
 1993-94 F2 A L 86-93
 1994-95 D6 H L 60-87
 1995-96 J3 A L 74-84
 2000-01 D30 N@ L, ot 78-79
 2005-06 J3 H L 47-50 [12]
 2006-07 D28 A L 42-69 (ESPN-FC)
 ^ Chaminade Classic (Honolulu, Hawaii)
 ~ All College Tourney (Oklahoma City, Okla.)
 @ Touchstone Energy Tournament (Oklahoma City, Okla.)
 [] Associated Press Rank

Oklahoma City (20-18)

H: 12-6 A: 7-12 N: 1-0 OT: 0-1
 NCAA: 1-0 N: 1-0 OT: 0-0
 1922-23 A W 21-20
 1953-54 A L 59-69
 1955-56 M17 N^ W [8] 84-63 [16]

1956-57 D5 H W 78-62
 1958-59 D2 A L 51-74
 1959-60 D8 H W 67-56
 1960-61 D2 A L 78-84
 J27 H W 68-67
 1961-62 D12 H W 83-70
 J17 A W 87-66
 1962-63 D12 A W 55-53
 J26 H L, ot 90-94
 1963-64 D10 H L 90-95
 J25 A W 79-73
 1964-65 D1 H W 89-76
 D15 A L 72-81
 1965-66 D2 A L 90-97
 D14 H W 92-81
 1966-67 D6 H W 81-78
 J25 A W 92-82
 1967-68 D6 H L 73-90
 J23 A L 82-93
 1968-69 J20 A L 74-96
 J25 H W 103-84
 1969-70 D3 A L 74-99
 J13 H L 92-94
 1970-71 D8 A W 91-74
 J14 H W 88-80
 1971-72 D8 A L 87-102
 J10 H L 88-97
 1972-73 D9 H W 106-83
 D12 A L 77-85
 1973-74 D22 H W 97-80
 J7 A L 83-86
 1974-75 J4 A L 75-86
 J18 H W 85-75
 1975-76 J3 A W 75-71
 1976-77 F19 H L 65-80
 ^ NCAA West Regional (Lawrence, Kan.)
 [] Associated Press Rank

Oklahoma State (6-20)

previously Oklahoma A&M
 H: 3-8 A: 2-9 N: 1-3 OT: 0-2
 SWC: 3-8 H: 2-3 A: 1-5 N: 0-0 OT: 0-0
 1921-22 H* L 10-17
 1922-23 A* W 18-10
 A* L 18-19
 H* W 23-19
 H* L 18-20
 1923-24 A* L 16-25
 A* L 16-29
 H* L 14-18
 H* W 22-9
 1924-25 A* L 20-32
 A* L 19-39
 1933-34 D21 A W 49-35
 1950-51 D16 A L 45-51
 1951-52 D11 H L 45-50
 1984-85 D15 H^ W [7] 82-65
 1985-86 D27 N~ W 78-71
 1991-92 J28 H L 53-64 [3]
 1992-93 J2 N@ L 59-75
 1993-94 N28 H L 72-88 [10] (ESPN2)
 1994-95 N30 A L 51-73
 1995-96 D9 H L, ot 60-67
 1996-97 D21 A L 54-73
 2003-04 J3 N# L 54-89 (ESPN)
 2004-05 N29 H L 57-76 [6]
 2005-06 D3 A L 54-64
 2011-12 D28 N% L, 2ot 58-68 (ESPNU)
 ^ Dallas Morning News Classic
 ~ All-College Tourney (Oklahoma City, Okla.)
 @ (Tulsa, Okla.)
 # All College Classic (Oklahoma City, Okla.)
 % Southwest Conference game
 % The Showcase (American Airlines Center - Dallas, Texas)
 [] Associated Press Rank

Old Dominion (1-1)

H: 0-0 A: 0-1 N: 1-0 OT: 0-0
 NCAA: 1-0 N: 1-0 OT: 0-0
 1977-78 D30 A^ L 78-86
 1984-85 M14 N~ W 85-68 (CBS)
 ^ Old Dominion Classic (Norfolk, Va.)
 ~ NCAA Tournament 1st Round (Hartford, Conn.)
 [] Associated Press Rank

Oral Roberts (8-2)

H: 5-0 A: 3-2 N: 0-0 OT: 1-0
 CIT: 1-0 H: 1-0 A: 0-0 N: 0-0 OT: 1-0
 1991-92 J18 A W 92-80
 1992-93 D9 H W 112-73
 F20 A W 102-95
 1993-94 M2 H W 74-63
 1994-95 F25 A W 70-59
 2001-02 D14 H W 82-64
 2002-03 D4 A L 62-75
 2010-11 M16 H^ W, ot 64-57
 2011-12 N21 A@ L 56-62

2018-19 D2 H W 79-67 (ESPN3)

^ CollegeInsider.com Tournament (CIT)
 @ Dick's Sporting Goods NIT Season Tip-Off
 (Consolation Rounds - Tulsa, Okla.)

Oregon (0-1)

H: 0-0 A: 0-1 N: 0-0 OT: 0-0
 2021-22 N12 A L 63-86 [13/12] (Pac-12)
 [AP/Coaches]

Pan American (see Texas-Pan American)

Paul Quinn College (2-0)

H: 2-0 A: 0-0 N: 0-0 OT: 0-0
 2006-07 N27 H W 76-54
 2007-08 N27 H W 81-63

Pennsylvania (2-3)

H: 1-1 A: 0-2 N: 1-0 OT: 0-0
 1982-83 D8 A L 61-73
 1983-84 D6 H W 98-66 (HSE)
 1989-90 J29 H L 49-56 (KDAF, HSE)
 1990-91 N28 A L 59-66
 1995-96 D30 N^ W 79-67
 ^ Arizona State Tribune Classic (Tempe, Ariz.)

Penn State (1-2)

H: 1-0 A: 0-1 N: 0-1 OT: 0-0
 1980-81 D6 A L 50-72 (Ch. 39)
 1981-82 D11 N^ L 53-65
 1982-83 D18 H~ W 75-68
 ^ Indiana Classic (Bloomington, Ind.)
 ~ Dallas Morning News Classic (Dallas, Texas - Reunion Arena)

Pepperdine (0-1)

H: 0-0 A: 0-0 N: 0-1 OT: 0-1
 1985-86 D20 N^ L, ot 68-75
 ^ Kentucky Invitational (Lexington, Ky.)

Pittsburgh (1-0)

H: 0-0 A: 0-0 N: 1-0 OT: 0-0
 2016-17 N17 N~ W [rv/rv] 76-67 [-/rv] (ESPN2)
 ~ 2K Classic Benefiting Wounded Warrior Project
 (New York, N.Y. - Madison Square Garden)
 [AP/Coaches]

Portland State (1-0)

H: 1-0 A: 0-0 N: 0-0 OT: 0-0
 2010-11 N19 H^ W 69-53
 ^ SMU Invitational

Prairie View A&M (7-0)

H: 7-0 A: 0-0 N: 0-0 OT: 0-0
 1985-86 D4 H W 85-56
 1986-87 D12 H W 93-45 (KTXA)
 1987-88 D8 H W 91-75
 1996-97 D30 H W 100-65
 1997-98 D17 H W 106-70
 2006-07 D13 H W 68-51
 2007-08 D20 H W 57-49

Puerto Rico - Mayaguez (1-0)

H: 0-0 A: 0-0 N: 1-0 OT: 0-0
 2000-01 D20 N~ W 101-72
 ^ San Juan Shootout (San Juan, P.R.)

Purdue (1-3)

H: 0-0 A: 1-2 N: 0-1 OT: 0-0
 1939-40 A L 26-48
 1954-55 D11 A L 75-81
 1979-80 D21 N^ L 60-85 [9]
 2003-04 D21 A~ W 60-59 [17] (ESPN+)
 ^ Kentucky Invitational (Lexington, Ky.)
 ~ Boilermaker Invitational (West Lafayette, Ind.)
 [] Associated Press Rank

Radford (1-0)

H: 1-0 A: 0-0 N: 0-0 OT: 0-0
 1986-87 N29 H W 82-61

Rhode Island (1-1) (0-1 official +)

H: 1-0 A: 0-1 N: 0-0 OT: 0-0 (H: 0-0 official +)
 2012-13 D15 A L 50-72 (Cox)
 2013-14 N11 H^ W+ 89-58 (ESPN3)
 ^ Curtis Cuiwell Center (Garland, Texas)
 + Win in 2013-14 later vacated

Rice (120-77)

H: 69-24 A: 49-49 N: 2-4 OT: 7-8
 SWC: 94-58 H: 57-19 A: 37-39 N: 0-0 OT: 4-4
 SWC CHRISTMAS: 3-3 H: 0-0 A: 2-1 N: 1-2 OT: 1-1
 SWC TOURNAMENT: 0-0
 WAC: 11-7 H: 6-3 A: 5-4 OT: 0-3
 WAC TOURNAMENT: 0-1 H: 0-0 A: 0-0 N: 0-1 OT: 0-0
 C-USA: 10-6 H: 6-2 A: 4-4 OT: 2-0
 C-USA TOURNAMENT: 1-1 H: 0-0 A: 0-0 N: 1-1 OT: 0-0



PLAYERS				COACHES				OPPONENTS				REVIEW				RESULTS				RECORDS				HONORS				MEDIA INFO			
1917-18	F18	A	W	33-23	F23	H	W	100-80	F11	A>	L	39-43	San Jose State (12-2) H: 7-0 A: 5-2 N: 0-0 OT: 0-0 WAC: 12-2 H: 7-0 A: 5-2 OT: 0-0 1997-98 J8 H* W 81-72 F9 A* W 77-51 (ESPN2) 1999-00 J15 A* L 49-62 F10 H* W 62-51 2000-01 J4 H* W 69-59 F18 A* L 51-81 2001-02 J10 A* W 68-66 F9 H* W 84-55 2002-03 J11 A* W 79-72 F6 H* W 82-69 2003-04 J17 H* W 73-58 F12 A* W 62-55 2004-05 J15 A* W 77-69 F10 H* W 66-46				* Western Athletic Conference game														
F19	A	L	30-35	1965-66	F5	H	W	112-89	2012-13	F9	A>	W									61-39										
1918-19	F17	H	W	27-17	F11	A	W	99-79	^ SWC Christmas Tour. (Dallas - Fair Park Rec. Center) ~ SWC Christmas Tournament (Houston, Texas) @ SWC Christmas Tournament (Houston, Texas - Autry Court) # WAC Tournament (Reno, Nev. - Lawlor Events Center) * Western Athletic Conference game > Conference USA game > Conference USA Tournament (Memphis, Tenn. - FedEx Forum) % Conference USA Tournament (El Paso, Texas - Don Haskins Center) [] Associated Press Rank				1999-00 D16 H W 78-77																		
F18	H	W	32-20	1966-67	J14	H	W	84-76	Richmond (2-0) H: 1-0 A: 1-0 N: 0-0 OT: 0-0 1998-99 J4 A W 65-61 1999-00 D16 H W 78-77																						
F24	A	W	40-24	F25	A	W	85-84	Rider (1-0) H: 1-0 A: 0-0 N: 0-0 OT: 0-0 2012-13 N21 H- W 83-70 ~ Hoops for Hope Classic (Host Rounds)																							
F25	A	W	29-17	1967-68	J9	A	L	71-73	Rutgers (2-0) (0-0 +) H: 1-0 A: 1-0 N: 0-0 OT: 0-0 (H: 0-0 A: 0-0 +) AMERICAN: 2-0 H: 1-0 A: 1-0 (0-0 H: 0-0 A: 0-0 +) 2013-14 J4 H- W+ [rv/-] 70-56 (ESPN5) A- W+ [23/rv] 77-65 (ESPN3) ~ American Athletic Conference game + Wins in 2013-14 later vacated [AP/Coaches]																						
1919-20	J26	H	L	23-24	F27	H	L	75-76	St. Edward's (1-0) H: 1-0 A: 1-0 N: 0-0 OT: 0-0 1983-84 N26 H W 95-88 (HSE)																						
1920-21	F10	A	L	20-27	1968-69	J18	A	W	101-80	St. John's (0-3) H: 0-0 A: 0-1 N: 0-2 OT: 0-0 1950-51 A L 72-76 1970-71 D19 N* L 80-95 1976-77 D17 N- L 71-87 [20] ^ Vanderbilt Invitational (Nashville, Tenn.) ~ Tennessee Invitational (Nashville, Tenn.) [] Associated Press Rank																					
1921-22	F4	H	W	26-20	M4	H	L	90-96	Saint Louis (5-6) H: 3-1 A: 1-5 N: 1-0 OT: 0-1 NCAA: 1-0 H: 1-0 A: 0-0 N: 0-0 OT: 0-0 1948-49 A L 48-61 1951-52 A L 45-74 1956-57 M16 H* W [4] 78-68 [10] 1960-61 D27 A L 50-74 [8] 1961-62 D29 H W 63-53 1964-65 D29 N- W 82-79 [9] 1975-76 N29 A L 79-80 1992-93 J6 A W 63-56 J13 H W 66-59 1993-94 D1 H L, ot 85-90 1994-95 D19 A L 69-93 ^ NCAA Midwest Regional (Dallas, Texas - Moody Coliseum) ~ Memphis State Invitational (Memphis, Tenn.) [] Associated Press Rank																						
F13	H	W	23-19	1969-70	J24	H	L	75-77	Sam Houston (5-0) (4-0 +) H: 5-0 A: 0-0 N: 0-0 OT: 0-0 (H: 4-0 +) 1990-91 J7 H W 96-67 2013-14 N26 H* W 72-53 (ESPN3) 2015-16 N14 H W [rv/-] 85-50 (ESPN3) 2020-21 N25 H W 97-67 (ESPN+) 2021-22 N24 H W 75-66 (ESPN+) ^ Corpus Christi Classic - Host Round (Curtis Culwell Center - Garland, Texas) + Win in 2013-14 later vacated																						
1924-25	J30	H	W	30-23	F10	A	L	63-66	San Diego (3-2) H: 3-0 A: 0-2 N: 0-0 OT: 1-0 1978-79 D27 H W 89-61 1991-92 N25 A L 68-75 1992-93 D28 H W 106-71 2002-03 J2 H W, ot 88-82 2003-04 N28 A L 65-68																						
F7	A	L	23-32	1970-71	J19	A	L	67-78	San Diego State (2-0) H: 1-0 A: 1-0 N: 0-0 OT: 1-0 WAC: 2-0 H: 1-0 A: 1-0 OT: 1-0 1997-98 J15 A* W 80-78 F12 H* W, ot 88-81 * Western Athletic Conference game																						
1925-26	F20	A	W	29-9	F23	H	W	95-87	San Francisco (0-1) H: 0-0 A: 0-0 N: 0-1 OT: 0-0 NCAA: 0-1 N: 0-1 OT: 0-0 1955-56 M22 N* L [8] 68-86 [1] ^ NCAA Final Four (Evanston, Ill.) [] Associated Press Rank																						
F26	H	W	23-9	1971-72	F8	A	W	74-65																							
1926-27	J22	H	W	45-14	F29	H	W	78-69																							
F25	A	W	39-20	1972-73	J20	H	W	79-77																							
1927-28	J14	A	W	33-20	F13	A	W	79-68																							
F25	H	W	43-26	1973-74	F2	A	L	69-73																							
1928-29	F9	H	W	26-20	F26	H	W	89-79																							
F18	A	W	29-28	1974-75	F1	H	W	76-67																							
1929-30	J11	H	W	41-40	M8	A	L, 2ot	82-84																							
J17	A	W	34-28	1975-76	J28	A	W	90-67																							
1930-31	J10	H	W	44-28	F3	H	W	108-71																							
F23	A	W	59-39	1976-77	J4	H	W	81-71																							
1931-32	J18	H	L	19-24	J10	A	W	72-61																							
F17	A	L	22-28	1977-78	J9	H	W	80-65																							
1932-33	J23	H	W	34-33	J30	A	W	76-73																							
F28	A	W	26-22	1978-79	J8	A	L	76-78																							
1933-34	J13	A	L	25-37	J29	H	W	80-67																							
F24	H	W	36-30	1979-80	J22	A	W	85-83																							
1934-35	J15	H	W	32-19	F12	H	W, ot	82-81 (Showtime)																							
F16	A	L	30-32	1980-81	J24	H	L	59-60																							
1935-36	J20	H	L	26-42	F17	A	L	62-70																							
F29	A	W	43-34	1981-82	J25	A	L	40-42 (Tanner)																							
1936-37	F12	H	W	38-36	F16	H	L	48-70																							
F27	A	L	32-35	1982-83	J10	A	W	57-52																							
1937-38	F18	A	W	42-23	F12	H	W, ot	62-57																							
F12	H	W	50-35	1983-84	J7	H	W	71-60 (T.V.S)																							
1938-39	J20	H	W	33-31	F8	A	W	58-54																							
F18	A	L	36-39	1984-85	J2	A	W	[7] 66-57																							
1939-40	J13	H	L	34-36	F3	H	W	[4] 68-52 (SWC)																							
J22	A	L	33-52	1985-86	J29	A	W	68-52 (KTXA)																							
1940-41	J21	H	W	43-36	M1	H	W	48-42																							
F18	A	L	38-63	1986-87	J24	H	W	63-43 (KTXA)																							
1941-42	J13	H	L	35-55	F25	A	W	95-79																							
F14	A	L	31-65	1987-88	J16	A	W	72-60																							
1942-43	F13	A	L	33-53	F17	H	W	86-68																							
F20	H	L	39-50	1988-89	J19	H	W	67-57 (HSE)																							
1943-44	J8	A	L	34-54	F18	A	L	65-67 (HSE)																							
J29	H	L	27-38	1989-90	J20	A	L, ot	55-58 (Raycom)																							
1944-45	J12	A	L	52-70	F21	H	W	65-64																							
F10	H	L	53-72	1990-91	J23	H	W	77-73																							
1945-46	J5	A	L	29-49	F23	A	L	62-71																							
J11	H	L	50-55	1991-92	F1	A	L	56-66																							
1946-47	F7	H	W	66-46	M2	H	L, ot	53-58																							
F28	A	W	75-74	1992-93	F6	H	W, ot	78-77																							
1947-48	F7	A	W	65-54	F27	A	L	67-90																							
F21	H	W	54-52	1993-94	J11	A	L	61-71 (Prime)																							
1948-49	F7	A	W	47-46	F13	H	L	63-65 (ESPN2)																							
F10	H	L	50-62	1994-95	J14	H	L	71-85 (Raycom)																							
1949-50	J7	A	W	63-61	F11	A	L	55-63																							
F13	H	W	55-48	1995-96	J17	A	L	51-69																							
1950-51	J16	A	L	69-75	F14	H	L	70-71																							
F24	H	W	58-46	1996-97	F1	A*	L	58-62																							
1951-52	D28	N*	L, ot	47-52	F27	H*	W	59-53 (TCI-Dallas)																							
J5	A	W	57-53	1997-98	J31	H*	W	91-67 (FSN-SW)																							
F19	H	L	57-72	F26	A*	W	69-67																								
1952-53	D30	N*	W	71-62	1998-99	J28	A*	L, ot	79-84																						
J6	A	L	54-65	F27	H*	L	57-66 (FSN-SW)																								
M3	H	W	68-64	1999-00	J8	H*	W	80-71 (FSN-SW)																							
1953-54	D29	N~	L	79-80	F7	A*	W	65-50 (FSN-SW)																							
J5	H	W	79-66	2000-01	J18	H*	W	72-54																							
M2	A	L	64-90	F5	A*	W	66-56 (KSTR)																								
1954-55	D29	A@	W	88-63	2001-02	J17	H*	W	76-49																						
J8	H	W	76-67	F16	A*	W	63-61																								
D26	A	W, ot	86-82	2002-03	J23	A*	W	89-83 (FSN-SW)																							
1955-56	D30	A@	W, ot	76-73	F22	H*	W	73-63																							
J4	H	W	87-65	2003-04	J20	A*	L	40-80																							
F28	A	W	[9] 89-75	M6	H*	L	66-71 (SportsWest)																								
1956-57	J15	H	W	[3] 59-57	2004-05	D30	A*	L, ot	66-64																						
F23	A	W	[6] 75-72	M5	H*	L, 2ot	80-75 (SportsWest)																								
1957-58	J7	A	L	74-78	M10	N#	L	63-47 (ESPN-GP)																							
F18	H	W	70-59	2005-06	J21	H>	W, ot	80-69																							
1958-59	D29	A@	L	79-81	M4	A>	L	66-68																							
F7	H	W	72-54	M8	N\$	W	61-59																								
F14	A	W	60-57	2006-07	F10	H>	L	60-63																							
1959-60	F9	H	W	66-52	F24	A>	L	66-75																							
F16	A	W	75-58	2007-08	F9	H>	W	68-53																							
1960-61	F1	H	W	65-53	M8	A>	W	61-58																							
F24	A	L	62-64	2008-09	J14	A>	L	57-69 (CBS C)																							
1961-62	F3	A	L	53-61	F21	H>	W	69-66 (TWC MS)																							
F17	H	W	68-63	2009-10	J20	A>	W	73-65																							
1962-63	F2	A	L, ot	72-75	F17	H>	W	67-57																							
F16	H	W	89-79	2010-11	J29	A>	W	75-68																							
1963-64	J11	H	W	92-76	F23	H>	W, ot	76-66 (TWC)																							
M5	A	L	90-97	M9	N%	L	57-58																								
1964-65	J5	A	W	64-62	2011-12	J11	H>	L	52-68																						



2018-19 N11 H+ L 64-74 (ESPN3)
 * Conference USA game
 ^ C-USA Tournament (Memphis, Tenn. - FedEx Forum)
 + Cancun Challenge (Host Round)

Southwest Missouri State
 (see Missouri State)

Southwest Louisiana
 (see Louisiana-Lafayette)

Southwest Texas State
 (see Texas State)

Southwestern (10-6)

H: 7-2 A: 2-4 N: 1-0 OT: 0-0
 1916-17 F17 H W 34-12
 1917-18 A L 33-43
 1918-19 A L 20-21
 N^ W 37-15
 1919-20 H L 19-29
 H W 33-13
 1920-21 A L 19-26
 A W 31-13
 A W 29-23
 1921-22 H L 13-27
 A L 29-40
 1978-79 N24 H W 81-70
 1980-81 N29 H W 68-52 (Ch. 39)
 1981-82 N30 H W 74-62
 1982-83 D20 H W 80-60
 1983-84 N28 H W 90-71
 ^ Austin, Texas

Stanford (2-2)

H: 1-1 A: 1-1 N: 0-0 OT: 0-0
 1963-64 D28 H L 70-80
 1998-99 N18 A^ L 51-86 [3] (ESPN)
 2015-16 N19 A W [rv/] 85-70 (ESPN2)
 2016-17 D19 H W 72-49 (ESPN2)
 ^ Chase Preseason NIT
 [AP] or [AP/Coaches]

Stephen F. Austin (3-1)

H: 2-1 A: 1-0 N: 0-0 OT: 0-0
 1946-47 H W 52-47
 1997-98 N25 H W 79-66
 1998-99 D21 A W 84-64
 2007-08 D30 H^ L 58-61
 ^ SMU Holiday Classic

Stetson (3-1)

H: 2-0 A: 1-1 N: 0-0 OT: 0-0
 1991-92 F17 A L 63-83
 1992-93 D30 H W 87-77
 1996-97 D28 A W 72-52
 1997-98 D28 H W 76-45

Stony Brook (1-0)

H: 1-0 A: 0-0 N: 0-0 OT: 0-0
 1999-00 D11 H W 72-55

Temple (11-8) (10-8 +)

H: 7-1 A: 3-6 N: 1-1 OT: 0-1 (H: 6-1 +)
 NCAA: 0-1 N: 0-1 OT: 0-0
 AAC: 10-6 H: 7-1 A: 3-5 N: 0-0 OT: 0-1 (9-6 H: 6-1 +)
 AAC TOURNAMENT: 1-0 H: 0-0 A: 0-0 N: 1-0 OT: 0-0
 1937-38 J7 A L 41-53
 1955-56 M23 N^ L [8] 81-90 [13]
 2013-14 F6 H- W+ [rv/rv] 75-52 (ESPNNews)
 F16 A- L [23/rv] 64-71 (CBSSN)
 2014-15 J14 A- W [rv/rv] 60-55 (CBSSN)
 F19 H- W [21/21] 67-58 [-/rv] ESPN2
 M14 N# W [20/21] 69-56 (ESPN2)
 2015-16 J24 A- L [8/-] 80-89 (ESPN2)
 2016-17 J4 H- W 79-65 (CBSSN)
 F9 A- W [25/rv] 66-50 (ESPN2)
 2017-18 J10 H- L 64-66 (CBSSN)
 2018-19 F13 A- L 74-82 (ESPN3)
 2019-20 J18 H- W 68-52 (ESPNU)
 F8 A- L, ot 90-97 (ESPNU)
 M12 N% Cancelled (COVID-19)
 2020-21 D30 A- W [rv/rv] 79-71 (ESPN+)
 J11 H- W 79-68 (ESPN+)
 2021-22 J29 H- W 69-61 (ESPN+)
 F16 A- L [rv/rv] 57-64 (ESPNU)
 2022-23 F8 H- W 72-71 (ESPN+)
 ^ NCAA Final Four - 3rd Place Game (Evanston, Ill.)
 ~ American Athletic Conference game
 # American Tournament (Hartford, Conn. - XL Center)
 % AAC Tournament (Fort Worth, Texas - Dickies Arena)
 + Win in 2013-14 later vacated
 [AP] or [AP/Coaches]

Tennessee (0-2)

H: 0-1 A: 0-1 N: 0-0 OT: 0-0
 2000-01 D7 A L 76-85[6](KSTR,FSN-SW)

2001-02 D6 H L 62-79
 [] Associated Press Rank

Texas (71-103)

H: 42-41 A: 25-57 N: 4-5 OT: 6-2
 SWC: 65-96 H: 40-40 A: 25-56 OT: 6-1
 SWC CHRISTMAS: 3-1 H: 0-0 A: 0-0 N: 3-1 OT: 0-0
 SWC PLAYOFF: 1-1 N: 1-1 OT: 0-1
 SWC TOURNAMENT: 2-3 H: 2-0 A: 0-0 N: 0-3 OT: 0-0
 1917-18 J25 H L 21-22
 F5 A L 14-35
 1918-19 J21 H L 19-33
 F7 A L 7-29
 F8 A L 19-33
 1919-20 J24 H W 19-9
 F18 A L 5-23
 1920-21 J17 H L 18-21
 F16 A L 21-27
 1921-22 J16 H L 17-36
 J17 H L 15-27
 J30 A L 18-31
 J31 A L 12-32
 1922-23 F10 A L 19-29
 M2 H L 15-25
 1923-24 F22 A L 13-19
 F23 A L 11-15
 F29 H L 9-17
 M1 H L 13-29
 1924-25 J19 H W 31-26
 F6 A L 15-16
 1925-26 J19 A L 20-28
 F8 H W 26-19
 1926-27 F12 H W 25-23
 F19 A L 23-25
 1927-28 J7 A W 39-23
 F18 H W 44-25
 1928-29 J19 A L 19-29
 F4 H W 33-32
 1929-30 F7 H W 25-22
 F25 A L 14-50
 1930-31 J17 H W 51-32
 F10 A W, ot 41-33
 1931-32 J15 A L 29-35
 F8 H L 17-29
 1932-33 J18 A L 33-39
 F18 H L 27-28
 1933-34 J8 H L 22-27
 F26 A L 32-40
 1934-35 J5 H L 36-38
 J19 A W 32-28
 1935-36 J15 A W, 2ot 33-31
 F15 H W 44-30
 1936-37 J9 H W 27-16
 F20 A W 24-19
 1937-38 J14 H W 29-26
 F22 A L 23-25
 1938-39 F6 H L 27-33
 F15 A L 21-38
 1939-40 J9 A L 24-31
 F16 H W, ot 45-42
 1940-41 J17 H W 39-35
 F22 A L 36-42
 1941-42 J16 H L 31-32
 F11 A L 43-60
 1942-43 J13 A L 37-41
 F22 H W 65-56
 1943-44 J28 H L 48-61
 F5 A W 49-46
 1944-45 J6 H W 58-41
 F3 A W 44-38
 1945-46 J25 H L 69-70
 F16 A L 35-41
 1946-47 J15 A L 36-56
 F8 H L 51-58
 1947-48 J31 H L 51-57
 F28 A L 45-47
 1948-49 J7 H L 44-50
 M1 A W 54-40
 1949-50 F11 H W 51-34
 F18 A L, ot 46-47
 1950-51 D23 N^ W 52-50
 J12 A L 39-42
 F16 H W 54-41
 1951-52 D26 N- L 42-58
 J8 A L 31-41
 F9 H L 49-57
 1952-53 J10 H L 53-64
 F21 A L 52-80
 1953-54 F2 A L 69-75
 F23 H W 90-63
 1954-55 D28 N@ W 77-63
 J4 A W 74-51
 M1 H W 93-80
 1955-56 J7 A W 66-63
 F7 H W [15] 109-96
 1956-57 J18 A L [3] 68-77
 F12 H W [6] 79-56

1957-58 D28 N@ W 83-75
 J10 H W 82-68
 F25 A W 89-73
 1958-59 J6 A W 73-55
 F17 H W 78-61
 1959-60 J5 A L 56-58
 F13 H L 65-69
 1960-61 F7 H W 70-63
 F18 A L 65-71
 1961-62 F6 H W, ot 84-82
 F20 A W 69-64
 1962-63 F9 A L 62-77
 F23 H L 76-92
 1963-64 F4 A W, ot 76-74
 F18 H W 82-66
 1964-65 J30 H L 79-89
 F20 A W 73-70
 M8 N# W 80-78
 1965-66 J8 H W 99-78
 F26 A W 71-69
 1966-67 J10 A L 73-82
 M2 H W 92-83
 1967-68 J6 A L 80-84
 F24 H L 72-83
 1968-69 J11 H W 68-62
 F25 A W 71-69
 1969-70 J27 H L 83-96
 M3 A L 74-85
 1970-71 F6 H L 83-84
 M2 A L 88-96
 1971-72 F1 H W 85-80
 F26 A L 81-93
 M7 N# L, ot 89-91
 1972-73 F3 A W 82-75
 M3 H L 77-83
 1973-74 J19 H L 82-87
 F9 A W 74-72
 1974-75 J21 H W 74-59
 F22 A L 62-70
 1975-76 J10 H W 96-84
 F17 A W 79-76
 F28 H\$ W 103-90
 1976-77 J12 H W 74-73
 F8 A L 69-79
 1977-78 J28 H L 80-85 [15]
 F21 A L 74-82 [14]
 1978-79 J27 A L 62-98 [17]
 F20 H W 81-66 [11]
 1979-80 J5 H L 75-85 (Ch. 5)
 J30 A L 80-113(Showtime,Ch.39)
 1980-81 J6 A W, ot 53-51 (Ch. 39)
 J31 H L 63-83 (Ch. 39)
 1981-82 J9 H L 51-60 (NBC-reg.)
 F3 A L 56-69 [12] (ON)
 1982-83 F1 A W 73-64
 M5 H W 95-67
 M7 N\$ W 49-48
 1983-84 J28 H W 105-81
 F29 A W 103-72
 1984-85 J23 A W [2] 54-46 (KTXA)
 F23 H W [9] 64-60 (SWC)
 1985-86 J18 H W 63-56 (ESPN, SWC)
 F19 A L 57-58
 1986-87 J17 A L 60-61 (KTXA)
 F14 H L 55-57 (SWC)
 1987-88 J27 H W 75-70
 F27 A L 69-76
 1988-89 J29 A L 65-96 (Raycom)
 F28 H L 79-82 (USA)
 M10 N% L, ot 91-93
 1989-90 D23 H L 67-73 (KDAF, HSE)
 F14 A L 68-79 (KDAF, HSE)
 1990-91 J30 A L 80-96
 F9 H L 73-76
 M9 N% L 74-82
 1991-92 J22 A L 91-106
 F22 H L 86-88
 1992-93 J10 A W 102-92
 M6 H W 96-80
 1993-94 J15 A L 79-91 (Raycom)
 F9 H L 66-94
 1994-95 J18 H L 59-100
 F15 A L 65-91
 1995-96 J20 A L 63-81
 F17 H L 66-101 (Raycom)
 M8 N% L 67-89
 ^ Express-News Tourney (San Antonio, Texas)
 ~ SWC Christmas Tour. (Dallas - Fair Park Rec. Center)
 @ SWC Christmas Tournament (Houston, Texas - Autry Court)
 # SWC Playoff (Waco, Texas)
 \$ SWC Postseason Classic (Dallas, Texas - Moody Coliseum)
 % SWC Postseason Classic (Dallas, Texas - Reunion Arena)
 [] Associated Press Rank

Texas - Arlington (6-1)

H: 6-1 A: 0-0 N: 0-0 OT: 0-0
 1966-67 D22 H W 101-82

1979-80 D15 H W 77-66
 1980-81 D20 H L 56-78
 1981-82 D5 H W 82-73
 1989-90 D16 H W 36-31 (HSE)
 1990-91 D30 H W 86-73
 1997-98 D2 H W 80-56

Texas College (1-0)

H: 1-0 A: 0-0 N: 0-0 OT: 0-0
 2006-07 D3 H W 79-63

Texas A&I (1-0)

H: 1-0 A: 0-0 N: 0-0 OT: 0-0
 1980-81 D1 H W 49-47

Texas A&M (91-88) (90-88 +)

H: 59-25 A: 26-60 N: 6-3 OT: 4-1 (N: 4-3 +)
 SWC: 85-81 H: 59-24 A: 26-57 OT: 4-1
 SWC CHRISTMAS: 4-1 H: 0-0 A: 0-0 N: 4-1 OT: 0-0
 SWC TOURNAMENT: 0-3 H: 0-0 A: 0-1 N: 0-2 OT: 0-0
 1918-19 H L 18-25
 A L 12-43
 1919-20 A L 15-21
 A L 16-18
 H L 15-20
 H L 14-22
 1920-21 A L 5-15
 A L 13-14
 H L 14-25
 H L 11-16
 1921-22 H L 21-26
 H L 16-28
 A L 14-34
 A L 13-41
 H L 23-26
 H W 25-23
 A L 21-35
 A L 24-27
 1923-24 H W 13-8
 H W 16-9
 A L 18-29
 A W 31-18
 1924-25 H W 35-24
 A L 26-38
 1925-26 H W 20-13
 A L 30-32
 1926-27 A L 28-31
 H W 33-32
 1927-28 A W 39-25
 H W 40-28
 1928-29 H W 23-15
 A L 16-18
 1929-30 A L 20-23
 H L 19-24
 1930-31 H W 37-22
 A L 23-25
 1931-32 F1 H W 30-23
 A L 10-21
 1932-33 H W 28-24
 A L 22-32
 1933-34 A L 34-40
 H L 26-49
 1934-35 H W 44-21
 A W 35-29
 1935-36 H W 31-27
 A L 23-31
 1936-37 H W 28-25
 A W 28-22
 1937-38 H W 41-20
 A W 47-28
 1938-39 H W 40-29
 A W 48-28
 1939-40 A L 49-51
 H W 46-39
 1940-41 H W 43-37
 A W 45-40
 1941-42 A L 29-47
 H W 35-33
 1942-43 H W 51-39
 A L 47-54
 1943-44 A W 65-35
 H W 81-37
 1944-45 A W 50-28
 H W 73-43
 1945-46 A L 38-45
 H L 49-53
 1946-47 H W 68-35
 A L 58-59
 1947-48 N^ W 47-30
 A L 46-51
 H W 62-26
 1948-49 A W 55-37
 H W 49-35
 1949-50 A W 53-48
 H W 56-50
 1950-51 H W 51-44
 A L 43-49

1951-52	H	W	40-34
	A	L	47-61
1952-53	D28	N-	W 57-35
	A	L	43-51
	H	W	73-59
1953-54	F6	H	W 92-48
	F13	A	L 71-73
1954-55	J11	H	W 93-69
	F15	A	W 81-56
1955-56	J10	H	W [19] 97-68
	F18	A	W [12] 92-80
1956-57	D28	N@	W [7] 68-46
	J8	A	W [4] 62-53
	F19	H	W [6] 71-55
1957-58	D27	N@	W 59-49
	J17	A	L 36-44
	M1	H	L 42-43
1958-59	J3	H	L 63-65
	M3	A	W 70-66
1959-60	D30	N@	L 55-58
	J12	A	W 66-64 [10]
	F23	H	W 81-53 [18]
1960-61	F4	A	L 66-80
	F21	H	W 65-61
1961-62	J12	A	L 55-75
	F10	H	W 59-54
1962-63	J12	H	W 71-68
	F12	A	L 70-76
1963-64	J4	H	L 61-75
	F28	A	L 70-75
1964-65	J9	H	W 89-77
	M2	A	L 81-94
1965-66	J4	A	L 78-85
	F22	H	W 82-65
1966-67	J7	H	W 80-67
	F28	A	W 85-71
1967-68	J13	H	W 78-77
	M1	A	L 80-85
1968-69	J14	H	L, ot 75-76
	F28	A	L 98-119
1969-70	J31	A	L 74-84
	F21	H	L 81-84
1970-71	F2	A	W 89-83
	F16	H	W 85-78
1971-72	J15	A	L 71-79
	F12	H	W 75-71
1972-73	F6	H	W, ot 64-62
	F27	A	L 75-78
1973-74	J15	A	L 75-90
	F12	H	W 70-68
1974-75	F4	A	L 77-102
	M4	H	L 77-100
1975-76	J14	A	L 87-93
	F10	H	W 69-65
1976-77	J15	A	L 53-57
	F12	H	W 70-68
	F26	A#	L 79-89
1977-78	J14	A	L 71-78
	F1	H	W, ot 71-70
1978-79	J13	H	W 78-76 [15]
	J31	A	L 56-92 [12]
1979-80	J15	H	L 56-63 (Ch. 5)
	F6	A	L 56-67 (Ch. 39)
1980-81	J17	A	L 51-71
	F10	H	L 56-61 (OAK, Ch. 39)
1981-82	J19	H	L 55-81 (ON)
	F10	A	L 58-67
1982-83	J22	A	L 77-85
	F23	H	W 76-66
1983-84	J18	H	W 83-56 (HSE)
	F18	A	W, ot 60-58 (T.V.S)
	M6	N\$	L 57-59 (T.V.S)
1984-85	J11	A	W [4] 73-60 (KTXA)
	F13	H	W [9] 81-79 (HSE)
1985-86	J8	H	L 61-73 (KTXA)
	F8	A	W 58-56 (KTXA)
1986-87	J7	A	L 59-61 (KTXA)
	F5	H	W 86-68 (KTXA)
1987-88	D30	N%	W 89-66
	J6	A	L 53-58
	F6	H	W 94-71
1988-89	J7	H	W 77-69 (HSE)
	F8	A	L 58-82
1989-90	J10	A	W 67-54 (KDAF, HSE)
	F10	H	L 57-58 (HSE)
1990-91	J12	H	W 65-50
	F13	A	W 68-62
1991-92	J11	A	W 73-69
	F11	H	W 44-38
1992-93	J27	H	W, ot 68-65
	F25	A	W 84-73
1993-94	J29	A	L 60-69 (Raycom)
	F27	H	W 64-57 (ESPN2)
	M10	N&	L 66-85
1994-95	J31	H	L 60-79 (Prime)
	M1	A	L 64-67
1995-96	F3	A	L 58-62

	M2	H	W 75-72
2008-09	D17	A	L 56-66 (FSN Houston)
2009-10	N16	H	L 68-80
2013-14	N30	N=	W+ 55-52 [rv-] (CBSSN)
2022-23	N30	A	L 64-83 (SEC+ESPN+)

^ Ft. Worth Invite (Ft. Worth, Texas)
 ~ SWC Christmas Tour (Dallas - Fair Park Rec. Center)
 @ SWC Christmas Tournament (Houston, Texas - Astry Court)
 # SWC Tournament (College Station, Texas)
 \$ SWC Tournament (Houston, Texas - The Summit)
 % Rainbow Classic (Honolulu, Hawaii)
 & SWC Tournament (Dallas, Texas - Reunion Arena)
 = Corpus Christi Challenge (Corpus Christi, Texas)
 + Win in 2013-14 later vacated
 [] Associated Press Rank or [AP/Coaches]

Texas A&M - Commerce (18-2)

formerly East Texas State
 H: 12-2 A: 6-0 N: 0-0 OT: 0-0

1917-18	J18	A	W 33-4
1930-31		H	W 38-36
		H	L 37-54
1931-32		A	W 34-27
		A	W 30-24
1932-33		H	W 60-23
		H	W 41-14
		H	W 43-33
1934-35		H	W 45-27
1936-37		A	W 24-18
1938-39		H	W 42-32
		H	W 39-34
1939-40		H	L 40-41
		H	W 44-37
1940-41		H	W 37-36
1942-43		H	W 44-38
		A	W 48-36
1949-50		A	W 53-28
1975-76	D6	H	W 88-77
2022-23	N7	H	W 77-60 (ESPN+)

Texas A&M - Corpus Christi (2-0)

H: 2-0 A: 0-0 N: 0-0 OT: 0-0

2008-09	D31	H	W 92-62
2020-21	N30	H	W 91-54 (ESPN+)

Texas A&M - International (1-0)

H: 1-0 A: 0-0 N: 0-0 OT: 0-0

2008-09	D5	H	W 92-52 (TWC MS)
---------	----	---	------------------

TCU (106-88) (105-88 official +)

H: 61-31 A: 42-52 N: 3-5 OT: 6-1 (N: 2.5 official +)
 SWC: 84-64 H: 50-24 A: 34-40 OT: 5-1
 SWC CHRISTMAS: 1-2 H: 0-0 A: 0-0 N: 1-2 OT: 0-0
 SWC TOURNAMENT: 1-2 H: 0-0 A: 0-1 N: 1-1 OT: 0-0
 WAC: 1-9 H: 0-5 A: 1-4 OT: 0-0
 WAC TOURNAMENT: 0-1 H: 0-0 A: 0-0 N: 0-1 OT: 0-0

1918-19		H	W 30-19
		A	L 32-35
1920-21		H	W 21-20
		A	W 19-18
1921-22		H	W 28-17
		H	W 23-14
		A	L 11-15
		A	W 24-16
1922-23	J29	A	W 37-20
	J30	A	W 21-14
	M5	H	W 30-19
	M6	H	W 20-18
1923-24		A*	L 12-29
		A*	L 11-16
		H*	L 13-27
		H*	L 17-19
1924-25		H*	L 20-27
		A*	L 20-43
1925-26	J23	A*	W 15-11
	F23	H*	W 20-19
1926-27	J31	H*	W 33-26
	F15	A*	W 25-24
1927-28	J11	H*	W 24-23
	F6	A*	W 21-19
1928-29		A*	W 34-25
		H*	L 28-34
1929-30	F19	H*	W, ot 36-35
	M1	A*	W 25-22
1930-31	F2	H*	W 36-33
	M1	A*	L 29-37
1931-32	F27	A*	L 19-52
	M5	H*	W, 2ot 32-30
1932-33	J7	H*	W 20-19
	M3	A*	L 24-36
1933-34	J20	A*	L 26-29
	F17	H*	W 32-27
1934-35	F5	A*	W 36-20
	M2	H*	W 41-24
1935-36	J11	A*	L 23-29
	M4	H*	L 29-33
1936-37	J12	A*	W 26-22

1937-38	F23	H*	W 34-22
	F8	H*	W 42-23
	M1	A*	W 37-30
1938-39	J14	A*	W, ot 31-29
	F25	H*	W 41-39
1939-40	F6	H*	W 46-35
	F21	A*	W 63-53
1940-41	J10	H*	W 35-34
	F25	A*	W 38-36
1941-42	J21	A*	L 45-50
	J24	H*	L 35-39
1942-43	J16	A*	L 43-49
	J23	H*	W 54-44
1943-44	J13	H*	W 40-30
	F2	A*	L 37-47
1944-45	J17	A*	L 46-52
	J30	H*	W 56-38
1945-46	J15	H*	L 40-54
	F13	A*	L 34-42
1946-47	F1	H*	W 55-36
	F19	A*	W 59-52
1947-48	J7	H*	W 62-58
	M3	A*	W 63-48
1948-49	J4	A*	L 52-58
	F4	H*	W 47-36
1949-50	J10	A*	L 50-62
	F3	H*	L 45-51
1950-51	J3	H*	L 46-57
	F23	A*	L 54-64
1951-52	J2	A*	L 43-52
	M1	H*	L 60-64
1952-53	J30	H*	L 34-57
	F17	A*	L 48-59
1953-54	J30	H*	L 84-85
	F17	A*	L 65-73
1954-55	D27	N*	L 71-74
	J15	A*	L 73-77
	F9	H*	W 84-70
1955-56	J28	H*	W [18] 105-64
	F15	A*	W [12] 26-22
1956-57	D27	N*	W 74-65
	J12	A*	W 79-63
	F26	H*	W 86-75
1957-58	F8	H*	W 84-67
	F15	A*	L 71-82
1958-59	D27	N*	L 64-74
	J31	A*	L 60-72 [19]
	F28	H*	W 72-71 [14]
1959-60	F3	A*	W 79-73
	F20	H*	W 98-67
1960-61	J14	A*	W 67-64
	F14	H*	W 79-68
1961-62	J4	A*	W 70-53
	F24	H*	W 96-86
1962-63	F5	H*	W 92-80
	F19	A*	W 109-98
1963-64	F1	H*	W 79-67
	F15	A*	W 85-75
1964-65	F2	H*	W 110-94
	F16	A*	W 96-95
1965-66	J29	H*	L 89-97
	F28	A*	W, ot 100-96
1966-67	J31	H*	W 89-88
	F18	A*	W 85-83
1967-68	F6	A*	L 64-91
	F13	H*	W 70-63
1968-69	J4	A*	W 81-78
	F18	H*	L, ot 84-87
1969-70	J17	H*	W 86-84
	F24	A*	L 93-102
1970-71	J26	A*	L 85-93
	M6	H*	W 79-78
1971-72	J22	H*	W 81-71
	F15	A*	L 84-93
1972-73	J23	H*	W 104-71
	F13	A*	L 76-80
1973-74	J29	A*	W 81-74
	F23	H*	W 96-60
1974-75	F8	H*	W 88-67
	F15	A*	L 64-84
1975-76	J6	A*	L 75-79
	J12	H*	W 108-84
1976-77	J8	A*	W 66-55
	F5	H*	W 116-84
1977-78	J7	A*	W 68-65
	F18	H*	W 85-53
1978-79	F8	H*	W 96-77
	F21	A*	W 89-77
1979-80	J19	H*	L 89-92 (NBC-reg.)
	F9	A*	W 76-57
1980-81	J20	H*	L 43-52 (Metro)
	F14	A*	L 44-52 (OAK)
1981-82	J23	H*	L 61-63
	F13	A*	L 60-85
	M1	A-	L 46-54
1982-83	J29	H*	L 67-68
	M2	A*	W 61-56

1983-84	J26	A*	W 61-59 (T.V.S)
	F25	H*	W 73-65 (T.V.S)
1984-85	J19	A*	W [3] 74-70 (SWC)
	F10	A*	L [9] 64-72 (KTXA)
1985-86	J15	A*	L 54-63
	F15	H*	L 54-76 (SWC)
1986-87	J14	H*	L 53-57 (KTXA)
	F12	A*	L 50-69 [18] (KTXA)
1987-88	J30	A*	W 51-48 (SWC)
	M2	H*	W 87-54
	M11	N@	W 86-74
1988-89	F1	H*	W 68-57 (HSE)
	M4	A*	L 57-62
1989-90	J3	H*	L 61-63
	F3	A*	L 43-83 (Raycom)
1990-91	J5	A*	L 59-63
	F5	H*	W 71-57
1991-92	J15	H*	L 62-73
	F15	A*	L 59-70
1992-93	J20	A*	W 79-65
	F16	H*	W 60-53 (Prime)
	M12	N@	L 71-72
1993-94	J22	H*	L 75-89 (Raycom)
	F19	A*	W 65-64 (Prime)
1994-95	J25	A*	L 101-113
	F21	H*	L 75-79 (Prime)
1995-96	J27	H*	W, ot 87-83
	F24	A*	L 79-87
1996-97	J25	H*	L 63-87 (TCI-Dallas)
	F19	A*	L 71-79
1997-98	J26	H*	L 82-100 (ESPN)
	F16	A*	L 70-79 [19] (FSN-SW)
	M4	N#	L 69-71 [13]
1998-99	J11	H*	L 79-92 [20] (ESPN)
	F6	A*	W 94-92 (FSN-SW)
1999-00	J29	A*	L 75-92
	F27	H*	L 83-86 (FSN-SW)
2000-01	J27	A*	L 91-100 (FSN-SW)
	M3	H*	L 76-84 (FSN-SW)
	D18	A	L 62-74
2001-02	D14	H	W, ot 87-84
2002-03	N24	H	W 65-51
2004-05	D12	A	L 65-



2012-13 N17 A W 78-75
2013-14 N20 H~ W+ 70-49
^ SMU Holiday Classic
~ Curtis Culwell Center (Garland, Texas)
+ Win in 2013-14 later vacated

Texas Tech (47-57)

H: 32-18 A: 12-32 N: 3-7 OT: 0-3
SWC: 34-44 H: 22-16 A: 12-27 N: 0-1 OT: 0-2
SWC CHRISTMAS: 1-1 H: 0-0 A: 0-0 N: 1-1 OT: 0-1
SWC PLAYOFF: 0-1 H: 0-0 A: 0-0 N: 0-1 OT: 0-0
SWC TOURNAMENT: 1-4 H: 0-0 A: 0-1 N: 1-3 OT: 0-0
NCAA: 1-0 N: 1-0 OT: 0-0

1944-45 D13 H W 56-50
D14 H W 57-46
1945-46 D12 H W 50-27
D13 H W 57-43
1948-49 D3 H W 57-45
D4 H L 58-60
D28 N^ L 52-55
1950-51 D30 H W 44-43
1951-52 D20 H W 50-48
1955-56 M13 N~ W [8] 68-67
1956-57 D17 H W [5] 101-72
F9 A L [4] 67-68
1957-58 D26 N@ L, ot 70-72
J13 A^ W 84-80
F22 H^ W 66-56
1958-59 J10 H^ W 73-59
F21 A^ L 64-72
1959-60 D28 N@ W 85-65
J9 H^ W 49-44
F29 A^ L 69-71
1960-61 J3 H^ L 68-70
F11 A^ L 67-88
1961-62 J30 H^ L 63-69
M13 A^ W 68-63
F9 N# L 67-71
1962-63 J8 H^ W 70-61
M5 A^ W 88-87
1963-64 F8 H^ L 83-85
F22 A^ L 83-94
1964-65 J26 A^ L 89-107
F13 H^ L 72-82
1965-66 J22 A^ L 83-100
M3 H^ W 99-89
1966-67 F4 A^ W 91-75
F14 H^ L 74-82
1967-68 J27 A^ L 78-86
F10 H^ W 85-68
1968-69 F1 H^ W 87-77
F11 A^ W 84-65
1969-70 J20 A^ L 60-90
F28 H^ W 85-80
1970-71 F9 H^ W 93-91
F27 A^ L 91-103
1971-72 J29 A^ W 85-69
F22 H^ W 87-73
1972-73 J13 A^ L, ot 76-80
F10 H^ L 59-64
1973-74 F5 H^ W 73-71
M2 A^ W 78-72
1974-75 F11 A^ L 61-74
F18 H^ L 57-60
1975-76 J24 A^ L 69-72
F21 H^ L 101-107
1976-77 J24 A^ L 57-58
F22 H^ L 62-64
1977-78 J17 A^ L 43-45
F7 H^ L 62-64
1978-79 J16 H^ W 69-65
F6 A^ L 60-66
1979-80 J26 H^ W 76-75 (Ch. 39)
F16 A^ L 59-62 (Ch. 39)
F28 N\$ L 65-73
1980-81 J26 A^ W 58-48
F21 N%* L 48-51
M2 A& L 58-80
1981-82 J30 H^ L 52-63
F20 A^ L 44-71
1982-83 J5 H^ W 94-77
F5 A^ L 61-65
M10 N= W 79-69
1983-84 F1 H^ W 70-60 (HSE)
M3 A^ W 86-78 (T.V.S)
1984-85 J26 A^ L [2] 63-64 (KTXA)
F27 H^ L [13] 54-59 (HSE)
1985-86 J22 H^ W 61-57 (KTXA)
F22 A^ L 44-57 (SWC)
M7 N= L 40-45
1986-87 J19 A^ L 64-75 (KTXA)
F18 H^ W 83-70 (KTXA)
1987-88 J23 H^ W 80-75 (SWC)
F24 A^ W 82-80
1988-89 J25 A^ L 56-63 (HSE)
F26 H^ W 61-48 (Raycom)
1989-90 J27 H^ W 52-44 (HSE)

F28 A^ W 54-53
1990-91 J2 H^ L 54-56
F2 A^ L, 2ot 77-80
1991-92 J8 A^ L 69-80
F8 H^ W 51-47
1992-93 J16 A^ W 61-59 (Raycom)
F9 H^ W 78-75 (Prime)
1993-94 J18 H^ L 73-80 (Prime)
F16 A^ L 76-78
1994-95 J21 A^ L 77-98 (Raycom)
F18 H^ L 77-85 (Raycom)
M9 N= L 54-92
1995-96 J23 H^ L 60-72 [22] (Prime)
F20 A^ L 54-75 [9]
1997-98 N22 H W 89-82
1998-99 D3 A L 80-91
2001-02 N20 H L 75-78
2002-03 N26 A L 59-77 (KFWD)
2003-04 D1 H W 62-59 (KFWD)
2004-05 D1 A L 105-67

^ All College Tournament (Oklahoma City, Okla.)
~ NCAA West Regional (Wichita, Kan.)
@ SWC Christmas Tournament (Houston, Texas - Autry Court)
SWC Playoff (Ft. Worth, Texas)
\$ SWC Tournament (San Antonio, Texas)
% SWC game (Dallas, Texas - Reunion Arena)
& SWC Tournament (Lubbock, Texas)
= SWC Tournament (Dallas, Texas - Reunion Arena)
* Southwest Conference game
[] Associated Press Rank

Texas - Tyler (1-0)
H: 1-0 A: 0-0 N: 0-0 OT: 0-0
2004-05 N19 H W 76-61

Texas Wesleyan (10-1)
H: 9-1 A: 0-0 N: 1-0 OT: 1-0
1947-48 H W 55-44
N^ W 53-42
1948-49 H W 68-65
1950-51 H W 58-53
1953-54 H W 105-70
1954-55 D3 H W 104-68
1955-56 D6 H W 65-42
1978-79 D30 H W 121-86
1979-80 D19 H W 112-85
1980-81 D18 H L 83-84
1981-82 D22 H W, ot 87-78
^ Ft. Worth Invite (Ft. Worth, Texas)

Texas Western (see UTEP)

Towson State (2-0)
H: 2-0 A: 0-0 N: 0-0 OT: 0-0
1986-87 D29 H^ W 79-65
1991-92 D28 H W 85-66
^ Dallas Morning News Classic (Dallas, Texas - Reunion Arena)

Trinity (4-0)
H: 4-0 A: 0-0 N: 0-0 OT: 0-0
1922-23 H W 28-7
1924-25 H W 30-17
1930-31 H W 75-9
1931-32 H W 38-28

Toledo (0-2)
H: 0-1 A: 0-1 N: 0-0 OT: 0-0
2004-05 F19 A L 78-67
2005-06 N27 H L 60-72

Tulane (26-17)
H: 18-3 A: 8-14 N: 0-0 OT: 0-1
C-USA: 6-5 H: 5-0 A: 1-5 N: 0-0 OT: 0-0
AMERICAN: 11-4 H: 6-1 A: 5-3 N: 0-0 OT: 0-0
1959-60 D18 A W 86-61
1960-61 D17 H W 83-67
1961-62 D16 A L 70-75
1962-63 D15 H W 99-75
1964-65 D19 H W 80-58
1965-66 D11 A W 78-69
1974-75 J6 H L 80-84
1976-77 N29 A L 75-77
1977-78 D10 H W 78-71
1978-79 N29 A L 63-80
1979-80 D1 H W 78-68 (Ch. 39)
1989-90 D30 H W 65-62 (KDFA, HSE)
1990-91 D8 A L 62-70
1991-92 D7 H L 56-65
1992-93 D5 A L, ot 92-103 [20]
1999-00 D31 A L 70-75
2000-01 D2 H W 87-58
2005-06 F1 A^ L 56-59
2006-07 J24 H^ W 55-53
2007-08 J23 A^ L 52-67
2008-09 J17 H^ W 60-51 (TWC MS)
2009-10 F6 A^ W 66-48
2010-11 J8 A^ L 70-79

F9 H^ W 66-61 (TWC)
11-11-12 J25 A^ L 74-80
F22 H^ W 64-50
2012-13 J12 H^ W 59-53
F16 A^ L 67-78 (FSN)
2014-15 J21 A~ W [rv/nv] 66-52 (CBSSN)
2015-16 J17 A~ W [10/-] 60-45 (ESPN3)
F28 H~ W [24/-] 74-53 (CBSSN)
2016-17 J15 A~ W [rv/nv] 80-64 (CBSSN)
F15 H~ W [19/23] 80-75 (ASN/E3)
2017-18 J4 A~ L [rv/nv] 70-73 (ESPNU)

J20 H~ W 73-62 (ESPNews)
2018-19 J4 A~ W 74-65 (ESPN2)
J26 H~ W 85-75 (ESPNU)
2019-20 F1 H~ W [rv/-] 82-67 (ESPNU)
F19 A~ L [rv/nv] 72-80 (ESPN3)
2020-21 J20 A~ Postponed (COVID-19)
F17 H~ Postponed (Weather)
2021-22 J15 A~ W 75-66 (ESPN+)
M6 H~ W 74-68 (ESPN+)
2022-23 J11 H~ L 88-97 (ESPN+)
F1 A~ L 52-74 (ESPNU)

* Conference USA
~ American Athletic Conference game
[AP] or [AP/Coaches]
Tulsa (27-33)
H: 11-19 A: 13-13 N: 3-1 OT: 1-1
WAC: 6-12 H: 3-6 A: 3-6 OT: 3-1
WAC TOURNAMENT: 1-0 N: 1-0 OT: 0-0
C-USA: 3-13 H: 0-8 A: 3-5 OT: 0-0
NCAA: 0-1 N: 0-1 OT: 0-0
AMERICAN: 11-3 H: 5-1 A: 6-2 N: 0-0 OT: 1-0
AAC TOURNAMENT: 2-0 H: 0-0 A: 0-0 N: 2-0 OT: 0-0

1919-20 F20 H L 18-20
1920-21 F2 H L 23-30
1924-25 F19 H L 25-28
1950-51 F3 H W 64-54
1951-52 D7 A W 48-46
1953-54 D9 H W 72-70
1954-55 M12 N^ L 67-68 [16]
1962-63 D28 H W 73-71
1964-65 D8 H L 50-69
1996-97 J30 A^ L 49-69 [21]
M1 H^ L 55-76 (TCI-Dallas)
1997-98 J29 H^ L 58-69
F28 A^ L 70-79 (FSN-SW)
1998-99 J30 A^ L 82-88 (FSN-SW)
F25 H^ L 77-78
1999-00 F3 A^ L 59-70 [17]
M4 H^ L, 2ot 78-83 [15]
2000-01 F3 H^ W 64-59
F24 A^ L 65-85 (FSN-SW)
2001-02 J19 H^ L 87-95
F14 A^ L 69-87
2002-03 J25 A^ W, ot 86-84
F19 H^ L 70-77
2003-04 J6 H^ W 67-58
M4 A^ W 64-56
M9 N~ W 79-60
2004-05 J1 A^ W, ot 95-83
M3 H^ W, ot 81-74
2005-06 F8 H^ L 51-55
F22 A^ L 56-73 (CSTV)
2006-07 J27 A^ L 66-70
F28 H^ L 60-67 (CSTV)
2007-08 J19 H^ L 71-72
F2 A^ L 60-72 (CSTV)
2008-09 J31 A^ L 55-64
F28 H^ L 64-74 (TWC MS)
2009-10 J13 H^ L 56-63 (TWC MS/TTC)
M3 A^ L 55-58
2010-11 J26 A^ W 59-58
F19 H^ L 66-74 (TWC)
2011-12 J7 A^ W 57-55
J28 H^ L 60-66 (FSN)
2012-13 J6 H^ L 47-48 (FSN)
M6 A^ W 71-65
2014-15 F7 A# W [23/23] 68-57 [rv/nv] ESPNU
M8 H# W [22/22] 67-62 [rv/nv] ESPNU
2015-16 D29 A# W [17/-] 81-69 (ESPN2)
F10 H# L [16/-] 77-82 (CBSSN)
2016-17 F4 A# W [rv/nv] 76-53 (ESPNews)
M2 H# W [14/19] 93-70 (CBSSN)
2017-18 F1 A# L 67-76 (CBSSN)
2018-19 J12 H# W 77-57 (ESPNU)
M14 N% W 74-65 (ESPNU)
2019-20 F22 A# L [rv/nv] 57-79 [rv/nv] ESPNews
2020-21 F3 A# W 65-63 (ESPNU)
M7 H# Canceled (COVID-19)
2021-22 D29 A# W 74-69 (ESPN+)
F23 H# W [rv/nv] 75-61 (ESPN+)
M11 N& W 83-58 (ESPNU)
2022-23 J1 H# W 92-67 (ESPNU)
J18 A# W, ot 79-76 (ESPN+)

^ NCAA West Regional (Manhattan, Kan.)
~ WAC Tournament (Fresno, Calif.)

* Western Athletic Conference game
^ Conference USA game
American Athletic Conference game
% AAC Tournament (Memphis, Tenn. - FedEx Forum)
& AAC Tournament (Fort Worth, Texas - Dickies Arena)
[AP] or [AP/Coaches]

UAB (Alabama-Birmingham) (2-9)
H: 0-4 A: 1-3 N: 1-2 OT: 0-0
C-USA: 1-7 H: 0-4 A: 1-3 OT: 0-0
C-USA TOURNAMENT: 0-2 N: 0-2 OT: 0-0
1983-84 D29 N^ W 79-63
2005-06 F25 H^ L 68-73
M9 N~ L 55-69 [24] (CSTV)
2006-07 J31 A^ W 60-56
2007-08 F23 H^ L 59-73 (KTXA)
2008-09 F14 A^ L 75-78
2009-10 J16 H^ L 62-63
2010-11 J19 A^ L 53-67
2011-12 F15 H^ L 28-47
2012-13 M2 A^ L 69-74
M13 N# L 52-53

^ Rainbow Classic (Honolulu, Hawaii)
^ Conference USA game
~ C-USA Tournament (Memphis, Tenn. - FedEx Forum)
C-USA Tournament (Tulsa, Oklahoma - BOK Center)
[] Associated Press Rank

UCF (Central Florida) (14-12) (12-12 +)
H: 9-2 A: 4-8 N: 1-2 OT: 1-0 (H: 8-2 A: 3-8 +)
C-USA: 3-5 H: 3-1 A: 0-4 OT: 1-0
C-USA TOURNAMENT: 0-1 H: 0-0 A: 0-0 N: 0-1 OT: 0-0
AAC: 10-5 H: 6-1 A: 4-4 N: 0-0 OT: 0-0 (8-5 H: 5-1 A: 3-4 +)
AAC TOURNAMENT: 1-1 H: 0-0 A: 0-0 N: 1-1 OT: 0-0
2005-06 F18 H^ W 77-55
2006-07 J17 A^ L 56-64
2007-08 J28 H^ W, ot 69-67
2008-09 J26 A^ L 45-70
2009-10 J27 H^ W 65-43 (TWC MS/TTC)
M10 N^ L 53-69
2010-11 M2 A^ L 48-51
2011-12 F4 H^ L 52-59
2012-13 J26 A^ L 65-74
2013-14 J18 A~ W+ 58-46 (ESPNews)
M1 H~ W+ [23/24] 70-55 (ESPNews)
2014-15 J11 A~ W 70-61 (CBSSN)
J31 H~ W [rv/nv] 75-56 (ESPNU)
2015-16 J10 H~ W [15/-] 88-73 (ESPNU)
2016-17 J25 A~ W [rv/nv] 65-60 (ESPNews)
M11 N# W [12/15] 70-59 (ESPN2)
2017-18 D27 H~ W [rv/-] 56-51 (ESPN2)
F17 A~ L 37-52 (ESPNU)
2018-19 F10 H~ L 65-71 (ESPNews)
F24 A~ L 48-95 (CBSSN)
2019-20 J8 H~ W 81-74 (ESPN3)
M4 A~ L 58-61 (ESPN3)
2020-21 J23 A~ W 78-65 (ESPNU)
F23 H~ Postponed (COVID-19)
2021-22 J2 H~ W 72-60 (ESPNU)
2022-23 J8 A~ L 53-85 (ESPNU)
M9 N% L 70-76 (ESPNU)

* Conference USA
^ C-USA Tournament (BOK Center - Tulsa, Okla.)
~ American Athletic Conference game
AAC Tournament (Hartford, Conn. - XL Center)
% AAC Tournament (Fort Worth, Texas - Dickies Arena)
+ Wins in 2013-14 later vacated
[AP/Coaches]

UCLA (California - Los Angeles) (0-3)
H: 0-0 A: 0-2 N: 0-1 OT: 0-0
NCAA: 0-1 H: 0-0 A: 0-0 N: 0-1 OT: 0-0
1973-74 D8 A L 60-77 [1]
1976-77 D28 A L 71-99 [8]
2014-15 M19 N~ L [18/19] 59-60 (truTV)
~ NCAA Tournament (Louisville, Ky. - KFC Yum! Center)
[AP] or [AP/Coaches]

UC Irvine (1-0) (0-0 +)
H: 1-0 A: 0-0 N: 0-0 OT: 0-0 (H: 0-0 +)
NIT: 1-0 H: 1-0 A: 0-0 N: 0-0 OT: 0-0 (0-0 H: 0-0 +)
2013-14 M19 H^ W+ [-/rv] 68-54 (ESPN2)
^ NIT 1st Round (32)
+ Win in 2013-14 later vacated
[AP/Coaches]

UC-Riverside (0-1)
H: 0-1 A: 0-0 N: 0-0 OT: 0-1
2010-11 N20 H^ L, ot 69-73
^ SMU Invitational
UC Santa Barbara (2-1)
H: 2-0 A: 0-1 N: 0-0 OT: 1-0
1973-74 D10 A L 66-68
2014-15 D8 H W, ot 80-73 (CBSSN)
2016-17 N22 H W 84-57 (Spectrum & E3)

**UIC (see Illinois-Chicago)****ULM (Louisiana-Monroe) (3-1)**

H: 3-0 A: 0-1 N: 0-0 OT: 0-0
2005-06 N20 A L 64-71
2006-07 N22 H W 99-66
2017-18 N12 H W [rv/rv] 83-65 (ESPN3)
2021-22 N28 H W 74-67 (ESPN+)
[AP/Coaches]

UMBC (1-0)

H: 1-0 A: 0-0 N: 0-0 OT: 0-0
2017-18 N10 H W [rv/rv] 78-67 (ESPN3)
[AP/Coaches]

UNLV (Nevada - Las Vegas) (5-3)

H: 2-0 A: 3-2 N: 0-1 OT: 0-0
WAC: 2-0 H: 1-0 A: 1-0 OT: 0-0
WAC TOURNAMENT: 1-0 H: 0-0 A: 1-0 N: 0-0 OT: 0-0
1983-84 D22 A^ L 64-74 (HSE)
1998-99 J21 H^* W 72-62
F20 A^* W 80-78 (ESPN2)
M4 A~ W 71-70
2002-03 D29 A@ L 78-79
2009-10 D22 N# L 53-67 (ESPNU)
2019-20 N23 A+ W 72-68 (Stadium/Facebook)
2021-22 D1 H W 83-64 (ESPN+)
^ Rebel Roundup (Las Vegas, Nev.)
* Western Athletic Conference game
~ WAC Tournament (Las Vegas, Nev.)
@ Jim Thorpe Classic (Las Vegas, Nev.)
Hawaiian Airlines Diamond Head Classic (Honolulu, Hawaii)
+ Southwestern Showdown presented by Engage Telehealth

U.S. International (1-0)

H: 1-0 A: 0-0 N: 0-0 OT: 0-0
1983-84 D19 H W 91-70

USC (see Southern California)**USF (South Florida) (14-7) (13-7 +)**

H: 9-2 A: 5-5 H: 8-1 A: 4-4 N: 0-0 OT: 0-0 (H: 8-2 +)
AAC: 12-5 H: 8-1 A: 4-4 N: 0-0 OT: 0-0 (11-5 H: 7-1 +)
1996-97 D6 H W 79-65
1997-98 D14 A W 87-66
2008-09 J14 A L 46-60
2009-10 N13 H L 61-67
2013-14 J15 H~ W+ 71-54 (ESPNU)
J28 A~ L [rv/rv] 71-78 (ESPNNews)
2014-15 D31 H~ W 83-49 (ESPN2)
J28 A~ W [rv/rv] 63-52 (ESPNU)
2015-16 J2 H~ W [17-] 72-58 (ESPNNews)
F7 A~ W [12-] 92-58 (CBSSN)
2016-17 J7 H~ W 84-65 (ESPNNews)
2017-18 D31 H~ W [rv/-] 79-39 (ESPNU)
M4 A~ L 54-65 (ESPNNews)
2018-19 F7 H~ L 66-67 (ESPNU)
M10 A~ W 77-71 (ESPNU)
2019-20 J1 H~ W 82-64 (ESPN3)
M7 A~ L 60-61 (ESPN3)
2020-21 F6 H~ Postponed (COVID-19)
F20 A~ Postponed (COVID-19)
2021-22 J12 H~ W 77-65 (ESPN+)
J26 A~ W 74-54 (ESPN+)
2022-23 J29 H~ W 82-80 (ESPNU)
F25 A~ L 67-71 (ESPN+)

~ American Athletic Conference
 + Win in 2013-14 later vacated
 [AP/Coaches]

Utah (1-4)

H: 1-1 A: 0-2 N: 0-1 OT: 0-0
WAC: 0-2 H: 0-1 A: 0-1 OT: 0-0
WAC TOURNAMENT: 0-1 N: 0-1 OT: 0-0
1996-97 J16 H^* L 57-74 [9] (TCI-Dallas)
F13 A^* L 63-84 [5]
M6 N^* L 58-59 [3]
2012-13 N28 H W 62-55
D18 A L 53-62 (Pac-12 Mtn)

^ WAC Tournament (Las Vegas, Nevada)
 * Western Athletic Conference game
 [] Associated Press Rank

Utah State (1-0)

H: 0-0 A: 0-0 N: 1-0 OT: 0-0
2022-23 D23 N^* W 77-74 [rv/rv] (ESPN2)
^ Hawaiian Airlines Diamond Head Classic (Honolulu, Hawaii - SimpliFi Arena at Stan Sheriff Center)
[AP/Coaches]

UTEP (Texas - El Paso) (15-27)

previously Texas Western
H: 9-9 A: 5-15 N: 1-3 OT: 1-2
WAC: 9-5 H: 5-2 A: 4-3 OT: 0-0
WAC TOURNAMENT: 1-1 N: 1-1 OT: 0-0
C-USA: 2-14 H: 2-6 A: 0-8 OT: 1-2
C-USA TOURNAMENT: 0-1 N: 0-1

1927-28 H W 45-13
1966-67 D10 H L 62-71 [2]
1969-70 D20 N^* L 77-89
D27 A L 82-86
1972-73 D28 A~ L 55-71
1975-76 D20 A~ L 53-62
1982-83 D28 A~ W 74-86
1996-97 J9 A^* W 68-63
F8 H^* W 64-55 (TCI-Dallas)
1997-98 J3 A L 64-66
J22 H W 60-57
1998-99 M2 N@ W 65-64
1999-00 J20 H^* W 104-87
F29 A^* W 83-81
2000-01 J22 A^* L 69-83 (KSTR)
F5 H^* W 72-69
M8 N# L 70-74 (KSTR)
2001-02 D30 H^* W 55-46
F28 A^* W 63-61
2002-03 J30 H^* W 80-56
M1 A^* W 65-43
2003-04 J29 A^* L 62-88
F28 H^* L 71-81
2004-05 J27 H^* L 55-60
F27 A^* L 74-79
2005-06 J11 H^* L 67-80
J28 A^* L 53-57
2006-07 J20 H^* L 67-72
F21 A^* L 56-85
2007-08 J9 A^* L 66-79
M1 H^* W, 2ot 99-96 (KTXA)
M12 N# L 49-71
2008-09 J10 H^* L 68-74 (TWC MS)
F25 A^* L, ot 58-61
2009-10 J6 A^* L 45-49
F10 H^* L 51-62 (TWC MS/TTU)
2010-11 F12 A^* L 57-67 (TWC)
M5 H^* L 56-59 (TWC)
2011-12 J14 A^* L, ot 64-70
M3 H^* W 57-48
2012-13 J19 A^* L 54-63 (CSS)
M9 H^* L 63-76 (TWC)

^ Jayhawk Classic (Lawrence, Kan.)
 ~ Sun Bowl Classic (El Paso, Texas)
 @ WAC Tournament (Las Vegas, Nev.)
 # WAC Tournament (Tulsa, Okla.)
 * Western Athletic Conference game
 ~ Conference USA game
 ! Conference USA Tournament (Memphis, Tenn.)
 + Curtis Culwell Center (Garland, Texas)
 [] Associated Press Rank

UTPA (see UTRGV)**UTRGV (7-1) (6-1 +)**

previously Texas-Pan American, Pan American & UTPA
H: 4-1 A: 1-0 N: 2-0 OT: 0-0 (H: 3-1 +)
1974-75 N29 H L 60-78
1998-99 J2 H W 86-75
2000-01 D29 N^* W 97-67
2003-04 N22 N~ W 69-59
2005-06 J24 A W 84-54
2006-07 J4 H W 84-71
2013-14 D18 H# W 82-56 (ESPN3)
2017-18 N28 H W [-/rv] 95-64 (ESPN3)
[AP/Coaches]

^ Touchstone Energy Tournament (Oklahoma City, Okla.)
 ~ SPI Invitational (South Padre Island, Texas)
 # Curtis Culwell Center (Garland, Texas)
 + Win in 2013-14 later vacated

UTSA (Texas - San Antonio) (2-2)

H: 1-1 A: 1-1 N: 0-0 OT: 1-0
1990-91 J9 H W, ot 88-86
1991-92 D30 A L 60-80
2007-08 D1 A W 62-56
2008-09 D29 H L 75-80 (TWC MS)

Vanderbilt (8-15)

H: 6-5 A: 2-10 N: 0-0 OT: 1-2
1953-54 A L 65-72
1957-58 D14 H W 72-58
1958-59 D13 A W [18] 80-72
1959-60 D12 H W 86-67
1960-61 D10 A L 64-76
1961-62 D21 H W 91-73
1962-63 D8 A L 62-69
1963-64 D3 H L 60-79
1964-65 D5 A L 67-99 [6]
1966-67 D3 A L 76-89
1967-68 D4 H, ot 84-88 [9]
1968-69 D4 A L 94-97 [13]
1969-70 D8 H, L, ot 99-104
1971-72 D2 H W 89-79
1972-73 D4 A L 78-98
1978-79 D11 H W 68-64
1979-80 D29 A L 77-78

1989-90 N27 H L 60-65 (KDAF, HSE)
1990-91 D22 A L 65-68
1991-92 N30 H L 55-67
1992-93 D12 A L 86-95
2019-20 J4 A~ W, ot 92-81 (SEC Network)
2020-21 D8 H~ Canceled (COVID-19)
2021-22 D4 H~ W 84-72 (ESPN+)
~ American/SEC Scheduling Alliance
[] Associated Press Rank

Virginia (0-1)

H: 0-0 A: 0-0 N: 0-1 OT: 0-0
2013-14 N29 N^* L 73-76 [rv/rv] (CBSSN)
^ Corpus Christi Challenge (Corpus Christi, Texas)

Virginia Commonwealth (1-0)

H: 0-0 A: 0-0 N: 1-0 OT: 0-0
2000-01 D21 N^* W 94-88
^ San Juan Shootout (San Juan, Puerto Rico)

Wagner (0-1)

H: 0-0 A: 0-0 N: 0-1 OT: 0-0
2012-13 D21 N~ L 53-63
~ Cable Car Classic (Santa Clara, California)

Wake Forest (0-2)

H: 0-1 A: 0-1 N: 0-0 OT: 0-0
2002-03 D15 A L 49-73 (FSN-SW)
2003-04 D15 H L 66-78 [9]
[] Associated Press Rank

Washington State (0-1)

H: 0-1 A: 0-0 N: 0-0 OT: 0-0
NIT: 0-1 H: 0-1 A: 0-0 N: 0-0 OT: 0-0
2021-22 M20 H# L 63-75 (ESPN+)
NIT Second Round

Wayland Baptist (1-0)

H: 1-0 A: 0-0 N: 0-0 OT: 0-0
2010-11 N24 H W 65-32

West Texas State (1-1)

H: 0-0 A: 0-0 N: 1-1 OT: 0-0
1940-41 N^* W 34-32
N^* L 36-46
^ Childress, Texas

Western Carolina (1-0)

H: 1-0 A: 0-0 N: 0-0 OT: 0-0
2018-19 N14 H+ W 98-65 (PonyUpTV)
+ Cancun Challenge (Host Round)

Western Kentucky (0-3)

H: 0-0 A: 0-1 N: 0-2 OT: 0-0
1965-66 D17 N^* L 68-82
1968-69 D7 A L 79-92 [17]
2017-18 N24 N# L [-/rv] 61-63 (ESPN3)
[Associated Press Rank] or [AP/Coaches]
^ Vanderbilt Invitational (Nashville, Tenn.)
Battle 4 Atlantis (Nassau, Bahamas)

Wichita State (6-11)

H: 4-4 A: 2-6 N: 0-1 OT: 0-1
NCAA: 0-1 N: 0-1 OT: 0-0
AMERICAN: 1-7 H: 0-4 A: 1-3 N: 0-0 OT: 0-1
1955-56 D22 A W 85-67
1956-57 D11 H W [5] 93-70
1964-65 M12 N^* L 81-86
1970-71 D5 H W 95-85
1971-72 D10 A L 79-91
1993-94 D4 H W 65-59
1994-95 N26 A L 67-78
1995-96 D22 H W 65-46
1996-97 N30 A L 44-62
2017-18 J17 A~ W 83-78 [7/4] (ESPNU)
F24 H~ L 78-84 [13/12] (ESPN)
2018-19 J30 A~ L 83-85 (ESPNU)
M3 H~ L 55-67 (CBSSN)
2019-20 M1 H~ L 62-66 (ESPNU)
2020-21 J17 H~ Postponed (COVID-19)
F14 H~ Postponed (COVID-19)
F25 A~ Postponed (COVID-19)
F28 A~ Postponed (COVID-19)
2021-22 J23 H~ Postponed (COVID-19)
F3 H~ Canceled (Weather)
F5 A~ L 57-72 (ESPN2)
2022-23 J22 H~ L 69-71 (ESPN+)
F12 A~ L, 2ot 89-91 (ESPN)
^ NCAA Midwest Regional (Manhattan, Kan.)
~ American Athletic Conference game
COVID-19 (originally scheduled 2x - home J17, away F28)
[] Associated Press Rank or [AP/Coaches]

William & Mary (1-0)

H: 1-0 A: 0-0 N: 0-0 OT: 0-0
1991-92 D17 H W 66-55

Wisconsin (3-4)

H: 1-2 A: 2-1 N: 0-1 OT: 0-0
1955-56 D12 A W 75-62
1958-59 D8 H W 81-63
1967-68 D9 A L 82-120
1969-70 D6 H L 76-78
1973-74 D28 N^* L 73-74
1990-91 D1 H L 49-65
1991-92 D3 A W 66-84
^ Milwaukee Classic (Milwaukee, Wisc.)

Wright State (1-0)

H: 0-0 A: 0-0 N: 1-0 OT: 0-0
2018-19 N21 N+ W 77-76 (CBSSN)
+ Cancun Challenge (Hard Rock Hotel Riviera Maya - Playa Del Carmen)

Wyoming (4-4) (3-4 +)

H: 3-1 A: 1-3 N: 0-0 OT: 0-0 (A: 0-3 +)
WAC: 1-1 H: 1-0 A: 0-1 OT: 0-0
1947-48 D27 H W 41-39
1988-89 N18 A^* L 65-70 (ESPN)
1998-99 J16 A^* L 85-89
F13 H^* W 75-72 (FSN-SW)
2005-06 D22 A L 69-75
2012-13 J2 H L 56-59 [rv]
2013-14 D20 A W+ 62-54 (ROOT-RM)
2014-15 D5 H W 66-53 [rv/rv] (ESPNews)
^ Big Apple NIT
* Western Athletic Conference game
+ Win in 2013-14 later vacated
[AP] or [AP/Coaches]

Xavier (Ohio) (1-0)

H: 1-0 A: 0-0 N: 0-0 OT: 0-0
1956-57 D15 H W [5] 92-71
[] Associated Press Rank

Yale (4-0)

H: 3-0 A: 0-0 N: 1-0 OT: 0-0
1968-69 D23 H W 82-76
1971-72 D29 N^* W 81-80
1996-97 J6 H W 81-57
2015-16 N22 H W [rv/-] 71-69 [rv-] (ESPNews)
^ St. Louis Invitational (St. Louis, Mo.)
[AP/Coaches]

PLAYERS

COACHES

OPPONENTS

REVIEW



RESULTS

RECORDS

HONORS

MEDIA INFO

METRO ATLANTIC	TOTAL			H	A	N	OT	OHIO VALLEY	TOTAL			H	A	N	OT	SOUTHWESTERN	TOTAL			H	A	N	OT
	W	L	Pct	W-L	W-L	W-L	W-L		W	L	Pct	W-L	W-L	W-L	W-L		W	L	Pct	W-L	W-L	W-L	W-L
Canisius	0	1	0.000	0-0	0-1	0-0	0-0	Eastern Illinois							Alabama A&M								
Fairfield								Lindenwood							Alabama State	3	1	0.750	3-1	0-0	0-0	0-0	
Iona	1	0	1.000	0-0	0-0	1-0	0-0	Little Rock	1	2	0.333	0-1	1-0	0-1	1-0	1-0	0-0	1-0	0-0	0-0	0-0		
Manhattan								Morehead State							Alcorn State	2	1	0.667	1-1	0-0	1-0	0-0	
Marist								Murray State							Arkansas-Pine Bluff +	6	1	0.857	5-1	0-0	1-0	0-0	
Mount St. Mary's								Southeast Missouri St	2	0	1.000	1-0	1-0	0-0	0-0	Bethune Cookman							
Niagara	1	1	0.500	0-0	1-1	0-0	0-0	SIU-Edwardsville	1	0	1.000	1-0	0-0	0-0	0-0	Florida A&M							
Quinnipiac								Southern Indiana							Grambling	1	0	1.000	1-0	0-0	0-0	0-0	
Rider	1	0	1.000	1-0	0-0	0-0	0-0	Tennessee Martin							Jackson State	1	2	0.333	1-2	0-0	0-0	0-0	
St. Peter's								Tennessee State							Mississippi Valley State								
Siena								Tennessee Tech							Prairie View A&M	7	0	1.000	7-0	0-0	0-0	0-0	
TOTAL	3	2	0.600	1-0	1-2	1-0	0-0	TOTAL	4	2	0.667	2-1	2-0	0-1	1-0	TOTAL +	23	6	0.793	21-6	0-0	2-0	0-0
MID-AMERICAN	TOTAL			H	A	N	OT	PAC-12	TOTAL			H	A	N	OT	SUMMIT LEAGUE	TOTAL			H	A	N	OT
W	L	Pct	W-L	W-L	W-L	W-L	W-L	W	L	Pct	W-L	W-L	W-L	W-L	W	L	Pct	W-L	W-L	W-L	W-L		
Akron								Arizona	1	3	0.250	0-0	0-2	1-1	0-0	0-0							
Ball State								Arizona State	0	5	0.000	0-1	0-4	0-0	0-1	0-0							
Bowling Green								California +	2	1	0.667	1-1	0-0	1-0	0-0	0-0							
Buffalo	1	0	1.000	0-0	1-0	0-0	0-0	Colorado	3	4	0.429	2-0	0-4	1-0	0-0	0-0							
Central Michigan	2	0	1.000	2-0	0-0	0-0	0-0	Oregon	0	1	0.000	0-0	0-1	0-0	0-0	0-0							
Eastern Michigan	1	0	1.000	1-0	0-0	0-0	0-0	Oregon State															
Kent State	3	0	1.000	1-0	1-0	1-0	0-0	Southern California	2	6	0.250	1-2	0-1	1-3	0-0	0-0							
Miami (Ohio)	2	0	1.000	0-0	0-0	2-0	0-0	Stanford	2	2	0.500	1-1	1-1	0-0	0-0	0-0							
Northern Illinois								UCLA	0	3	0.000	0-0	0-2	0-1	0-0	0-0							
Ohio	1	0	1.000	1-0	0-0	0-0	0-0	Utah	1	4	0.200	1-1	0-2	0-1	0-0	0-0							
Toledo	0	2	0.000	0-1	0-1	0-0	0-0	Washington															
Western Michigan								Washington State	0	1	0.000	0-1	0-0	0-0	0-0	0-0							
TOTAL	10	2	0.833	5-1	2-1	3-0	0-0	TOTAL +	11	30	0.268	6-7	1-17	4-6	0-1	TOTAL	8	3	0.727	5-1	3-2	0-0	1-0
MID-EASTERN	TOTAL			H	A	N	OT	PATRIOT LEAGUE	TOTAL			H	A	N	OT	SUN BELT	TOTAL			H	A	N	OT
W	L	Pct	W-L	W-L	W-L	W-L	W-L	W	L	Pct	W-L	W-L	W-L	W-L	W	L	Pct	W-L	W-L	W-L	W-L		
Athletic								American							Appalachian St.	0	2	0.000	0-1	0-1	0-0	0-0	
Coppin State								Army	1	2	0.333	1-1	0-0	0-1	0-0	0-0							
Delaware State	1	0	1.000	1-0	0-0	0-0	0-0	Boston U.							Arkansas State								
Howard								Bucknell	1	0	1.000	1-0	0-0	0-0	0-0	0-0							
Maryland Eastern Shore	1	0	1.000	0-0	0-0	1-0	0-0	Colgate							Coastal Carolina								
Morgan State	2	0	1.000	2-0	0-0	0-0	0-0	Holy Cross							Georgia Southern	1	0	1.000	1-0	0-0	0-0	0-0	
Norfolk State								Lafayette							Georgia State	3	0	1.000	3-0	0-0	0-0	0-0	
North Carolina Central	1	0	1.000	1-0	0-0	0-0	0-0	Lehigh	1	1	0.500	0-0	0-0	1-1	0-0	0-0							
Savannah State	2	0	1.000	2-0	0-0	0-0	0-0	Loyola (Md.)							James Madison	2	0	1.000	0-0	0-0	2-0	0-0	
South Carolina State								Navy	4	2	0.667	2-0	2-0	0-2	0-0	Louisiana	1	2	0.333	1-1	0-1	0-0	0-1
TOTAL	7	0	1.000	6-0	0-0	1-0	0-0	TOTAL	7	5	0.583	4-1	2-0	1-4	0-0	Marshall	1	8	0.111	0-4	1-3	0-1	0-1
MISSOURI VALLEY	TOTAL			H	A	N	OT	SOUTHEASTERN	TOTAL			H	A	N	OT	WEST COAST	TOTAL			H	A	N	OT
W	L	Pct	W-L	W-L	W-L	W-L	W-L	W	L	Pct	W-L	W-L	W-L	W-L	W	L	Pct	W-L	W-L	W-L	W-L		
Belmont								Alabama	3	3	0.500	1-0	1-2	1-1	0-0	0-0							
Bradley	1	3	0.250	0-0	1-1	0-2	0-0	Arkansas	59	96	0.381	33-37	18-53	8-6	1-2	0-0							
Drake	1	1	0.500	0-1	0-0	1-0	0-0	Auburn	4	0	1.000	2-0	0-0	2-0	0-0	0-0							
Evansville	2	0	1.000	1-0	1-0	0-0	0-0	Florida	2	1	0.667	1-0	0-0	1-1	0-0	0-0							
Illinois-Chicago +	2	0	1.000	1-0	1-0	0-0	0-0	Georgia	0	1	0.000	0-0	0-1	0-0	0-1	0-0							
Illinois State	2	1	0.667	1-1	0-0	1-0	0-0	Kentucky	2	3	0.400	1-0	1-3	0-0	0-0	0-0							
Indiana State	0	1	0.000	0-0	0-1	0-0	0-0	LSU +	3	2	0.600	3-0	0-2	0-0	0-0	0-0							
Missouri State	3	1	0.750	0-0	2-1	1-0	0-0	Mississippi	1	2	0.333	1-1	0-1	0-0	0-0	0-0							
Northern Iowa	2	1	0.667	1-0	1-0	0-1	0-0	Mississippi State															
Southern Illinois	2	0	1.000	0-0	1-0	1-0	0-0	Missouri	4	10	0.286	1-5	2-4	1-1	0-1	0-1							
Valparaiso								South Carolina															
TOTAL	15	8	0.652	4-2	7-3	4-3	0-0	TOTAL +	177	223	0.443	108-74	50-137	19-12	6-7	TOTAL	24	23	0.511	17-10	4-11	3-2	0-2
MOUNTAIN WEST	TOTAL			H	A	N	OT	SOUTHERN	TOTAL			H	A	N	OT	WESTERN ATHLETIC	TOTAL			H	A	N	OT
W	L	Pct	W-L	W-L	W-L	W-L	W-L	W	L	Pct	W-L	W-L	W-L	W-L	W	L	Pct	W-L	W-L	W-L	W-L		
Air Force	4	0	1.000	2-0	2-0	0-0	0-0	Chattanooga	1	1	0.500	0-1	1-0	0-0	1-0	0-0							
Boise State	6	6	0.500	3-2	2-3	1-1	0-1	East Tennessee State	1	0	1.000	0-0	0-0	1-0	0-0	0-0							
Colorado St.	5	3	0.625	2-0	0-1	3-2	0-0	Furman	1	0	1.000	1-0	0-0	0-0	0-0	0-0							
Fresno State	3	12	0.200	2-5	1-6	0-1	0-1	Mercer															
Nevada	6	8	0.429	4-1	2-4	0-3	2-0	NC-Greensboro															
New Mexico	1	4	0.200	0-2	1-1	0-1	0-0	Samford															
San Diego State	2	0	1.000	1-0	1-0	0-0	1-0	The Citadel															
San Jose State	12	2	0.857	7-0	5-2	0-0	0-0	VMI															
UNLV	5	3	0.625	2-0	3-2	0-1	0-0	Western Carolina	1	0	1.000	1-0	0-0	0-0	0-0								
Utah State	1	0	1.000	0-0	0-0	1-0	0-0	Wofford															
Wyoming +	4	4	0.500	3-1	1-3	0-0	0-0	TOTAL	4	1	0.												



OTHER OPPONENTS	TOTAL			H	A	N	OT
	W	L	Pct	W-L	W-L	W-L	W-L
Alaska-Anchorage	0	1	.000	0-0	0-0	0-1	0-0
Angelo State	1	0	1.000	1-0	0-0	0-0	0-0
Austin College	14	1	.933	9-0	5-1	0-0	0-0
Centenary	11	3	.786	8-3	3-0	0-0	0-0
CCNY	1	1	.500	0-0	1-1	0-0	0-0
Chaminade	1	1	.500	0-0	1-0	0-1	0-0
Dallas, Univ. of	2	0	1.000	1-0	1-0	0-0	0-0
Dallas Baptist	5	0	1.000	5-0	0-0	0-0	0-0
Dallas Christian	2	0	1.000	2-0	0-0	0-0	0-0
Florida Southern	1	0	1.000	1-0	0-0	0-0	0-0
Gettysburg	1	0	1.000	0-0	1-0	0-0	0-0
Hamline	1	0	1.000	1-0	0-0	0-0	0-0
Hardin-Simmons	13	4	.765	12-1	0-3	1-0	0-0
Howard Payne	0	1	.000	0-1	0-0	0-0	0-0
Huston-Tillotson	1	0	1.000	1-0	0-0	0-0	0-0
Malone	1	0	1.000	1-0	0-0	0-0	0-0
McMurry	5	0	1.000	4-0	1-0	0-0	0-0
Midwestern State	2	0	1.000	2-0	0-0	0-0	0-0
Morris Brown	1	0	1.000	1-0	0-0	0-0	0-0
New York University	0	1	.000	0-0	0-1	0-0	0-0
Occidental	1	0	1.000	0-0	1-0	0-0	0-0
Oklahoma City	20	18	.526	12-6	7-12	1-0	0-1
Paul Quinn College	2	0	1.000	2-0	0-0	0-0	0-0
Puerto Rico-Mayaguez	1	0	1.000	0-0	0-0	1-0	0-0
St. Edward's	1	0	1.000	1-0	0-0	0-0	0-0
Southwestern	10	6	.625	7-2	2-4	1-0	0-0
Texas College	1	0	1.000	1-0	0-0	0-0	0-0
Texas A&I	1	0	1.000	1-0	0-0	0-0	0-0
TX A&M -Commerce	17	2	.895	11-2	6-0	0-0	0-0
TX A&M - International	1	0	1.000	1-0	0-0	0-0	0-0
Texas Lutheran	2	0	1.000	2-0	0-0	0-0	0-0
Texas - Tyler	1	0	1.000	1-0	0-0	0-0	0-0
Texas Wesleyan	10	1	.909	9-1	0-0	1-0	1-0
Trinity	4	0	1.000	4-0	0-0	0-0	0-0
U.S. International	1	0	1.000	1-0	0-0	0-0	0-0
Wayland Baptist	1	0	1.000	1-0	0-0	0-0	0-0
West Texas State	1	1	.500	0-0	0-0	1-1	0-0
TOTAL	121	39	.756	92-14	23-22	6-3	1-1

SOUTHWEST CONFERENCE (league games)							
	TOTAL			H	A	N	OT
	W	L	Pct	W-L	W-L	W-L	W-L
Arkansas	52	84	.382	33-33	18-50	1-1	1-2
Baylor	90	73	.552	53-29	37-44	0-0	4-2
Houston	14	28	.333	9-12	5-16	0-0	2-1
Oklahoma State	3	8	.273	2-3	1-5	0-0	0-0
Rice	94	58	.618	57-19	37-39	0-0	4-4
Texas	65	96	.404	40-40	25-56	0-0	6-1
Texas A&M	85	81	.512	59-24	26-57	0-0	4-1
TCU	84	64	.568	50-24	34-40	0-0	5-1
Texas Tech	34	44	.436	22-16	12-27	0-1	0-2
TOTAL	521	536	.493	325-200	195-334	1-2	26-14

SOUTHWEST CONFERENCE (Chirtsmas Tournament games)							
	TOTAL			H	A	N	OT
	W	L	Pct	W-L	W-L	W-L	W-L
Arkansas	7	1	.875	2-0	0-0	5-1	0-0
Baylor	2	0	1.000	0-0	0-0	2-0	0-0
Rice	3	3	.500	1-1	2-1	0-1	1-1
Southern California	1	0	1.000	0-0	0-0	1-0	0-0
Texas	3	1	.750	0-1	0-0	3-0	0-0
Texas A&M	4	1	.800	1-0	0-0	3-1	0-0
TCU	1	2	.333	0-0	0-0	1-2	0-0
Texas Tech	1	1	.500	0-0	0-0	1-1	0-1
TOTAL	22	9	.710	4-2	2-1	16-6	1-2

SOUTHWEST CONFERENCE (Playoff games)							
	TOTAL			H	A	N	OT
	W	L	Pct	W-L	W-L	W-L	W-L
Arkansas	0	1	.000	0-0	0-0	0-1	0-0
Texas	1	1	.500	0-0	0-0	1-1	0-1
Texas Tech	0	1	.000	0-0	0-0	0-1	0-0
TOTAL	1	3	.250	0-0	0-0	1-3	0-1

SOUTHWEST CONFERENCE (postseason tournament games)							
	TOTAL			H	A	N	OT
	W	L	Pct	W-L	W-L	W-L	W-L
Arkansas	0	4	.000	0-1	0-0	0-3	0-0
Baylor	3	1	.750	0-0	1-0	2-1	0-0
Houston	4	3	.571	0-0	0-1	4-2	0-0
Texas	2	3	.400	1-0	0-0	1-3	0-0
Texas A&M	0	3	.000	0-0	0-1	0-2	0-0
TCU	1	2	.333	0-0	0-1	1-1	0-0
Texas Tech	1	4	.200	0-0	0-1	1-3	0-0
TOTAL	11	20	.355	1-1	1-4	9-15	0-0

WESTERN ATHLETIC CONFERENCE (league games)							
	TOTAL			H	A	N	OT
	W	L	Pct	W-L	W-L	W-L	W-L
Air Force	4	0	1.000	2-0	2-0	0-0	0-0
Boise State	4	4	.500	2-2	2-2	0-0	0-1
Brigham Young	2	0	1.000	1-0	1-0	0-0	0-0
Colorado State	1	1	.500	1-0	0-1	0-0	0-0
Fresno State	3	11	.214	2-5	1-6	0-0	0-1
Hawaii	5	9	.357	4-3	1-6	0-0	0-0
Louisiana Tech	3	5	.375	2-2	1-3	0-0	0-1
Nevada	6	4	.600	4-1	2-3	0-0	2-0
New Mexico	0	2	.000	0-1	0-1	0-0	0-0
Rice	11	7	.611	6-3	5-4	0-0	0-3
San Diego State	2	0	1.000	1-0	1-0	0-0	1-0
San Jose State	12	2	.857	7-0	5-2	0-0	0-0
TCU	1	9	.100	0-5	1-4	0-0	0-0
Tulsa	6	12	.333	3-6	3-6	0-0	3-1
UNLV	2	0	1.000	1-0	1-0	0-0	0-0
Utah	0	2	.000	0-1	0-1	0-0	0-0
UTEP	9	5	.643	5-2	4-3	0-0	0-0
Wyoming	1	1	.500	1-0	0-1	0-0	0-0
TOTAL	72	74	.493	42-31	30-43	0-0	6-7

WESTERN ATHLETIC CONFERENCE (tournament games)							
	TOTAL			H	A	N	OT
	W	L	Pct	W-L	W-L	W-L	W-L
Boise State	1	0	1.000	0-0	0-0	1-0	0-0
Colorado State	2	0	1.000	0-0	0-0	2-0	0-0
Hawaii	0	1	.000	0-0	0-0	0-1	0-0
Nevada	0	3	.000	0-0	0-0	0-3	0-0
New Mexico	0	1	.000	0-0	0-0	0-1	0-0
Rice	0	1	.000	0-0	0-0	0-1	0-0
TCU	0	1	.000	0-0	0-0	0-1	0-0
Tulsa	1	0	1.000	0-0	0-0	1-0	0-0
UNLV	1	0	1.000	0-0	1-0	0-0	0-0
Utah	0	1	.000	0-0	0-0	0-1	0-0
UTEP	1	1	.500	0-0	0-0	1-1	0-0
TOTAL	6	9	.400	0-0	1-0	5-9	0-0

CONFERENCE USA (league games)							
	TOTAL			H	A	N	OT
	W	L	Pct	W-L	W-L	W-L	W-L
East Carolina	4	4	.500	2-2	2-2	0-0	1-0
Houston	3	12	.200	2-5	1-7	0-0	0-1
Marshall	1	7	.125	0-4	1-3	0-0	0-1
Memphis	2	10	.167	2-4	0-6	0-0	0-0
Rice	10	6	.625	6-2	4-4	0-0	2-0
Southern Miss	3	5	.375	3-2	0-3	0-0	0-0
Tulane	6	5	.545	5-0	1-5	0-0	0-0
Tulsa	3	13	.188	0-8	3-5	0-0	0-0
UAB	1	7	.125	0-4	1-3	0-0	0-0
UCF	3	5	.375	3-1	0-4	0-0	0-0
UTEP	2	14	.125	2-6	0-8	0-0	0-2
TOTAL	38	88	.302	25-38	13-50	0-0	3-4

CONFERENCE USA (tournament games)							
	TOTAL			H	A	N	OT
	W	L	Pct	W-L	W-L	W-L	W-L
Houston	0	1	.000	0-0	0-0	0-1	0-0
Marshall	0	1	.000	0-0	0-0	0-1	0-0
Rice	1	1	.500	0-0	0-0	1-1	0-0
UAB	0	2	.000	0-0	0-0	0-2	0-0
Southern Miss	0	1	.000	0-0	0-0	0-1	0-0
UCF	0	1	.000	0-0	0-0	0-1	0-0
UTEP	0	1	.000	0-0	0-0	0-1	0-0
TOTAL	1	8	.111	0-0	0-0	1-8	0-0

AMERICAN ATHLETIC CONFERENCE (league games)							
	TOTAL			H	A	N	OT
	W	L	Pct	W-L	W-L	W-L	W-L
Cincinnati +	4	14	0.222	4-5	0-9		
Connecticut +	8	4	0.667	6-0	2-4		
East Carolina	13	2	0.867	8-0	5-2		
Houston +	9	11	0.450	6-4	3-7		1-0
Louisville	0	2	0.000	0-1	0-1		
Memphis +	12	6	0.667	7-2	5-4		
Rutgers +	2	0	1.000	1-0	1-0		
Temple +	10	6	0.625	7-1	3-5		0-1
Tulane	11	4	0.733	6-1	5-3		
Tulsa	11	3	0.786	5-1	6-2		1-0
Wichita State	1	7	0.125	0-4	1-3		0-1
UCF +	10	5	0.667	6-1	4-4		
USF +	12	5	0.706	8-1	4-4		
Total +	103	69	0.599	64-21	39-48	0-0	2-2

AMERICAN ATHLETIC CONFERENCE (tournament games)							
	TOTAL			H	A	N	OT
	W	L	Pct	W-L	W-L	W-L	W-L
Cincinnati	1	3	.250	0-0	0-0	1-3	0-0
Connecticut	2	0	1.000	0-0	1-0	1-0	0-0
East Carolina	2	0	1.000	0-0	0-0	2-0	0-0
Houston	0	1	.000	0-0	0-0	0-1	0-0
Memphis	0	1	.000	0-0	0-0	0-1	0-0
Temple	1	0	1.000	0-0	0-0	1-0	0-0
Tulsa	2	0	1.000	0-0	0-0	1-0	0-0
UCF	1	1	.500	0-0	0-0	1-1	0-0
TOTAL	9	6	0.600	0-0	1-0	8-6	0-0

NCAA TOURNAMENT							
	TOTAL			H	A	N	OT
	W	L	Pct	W-L	W-L	W-L	W-L
Bradley	0	1	.000	0-0	0-0	0-1	0-0
Brigham Young	0	1	.000	0-0	0-0	0-1	



2001-02	WAC			H	A	Overall			H	A	N
	W	L	Pct	W-L	W-L	W	L	Pct	W-L	W-L	W-L
Hawaii	15	3	.833	9-0	6-3	27	6	.818	16-1	7-3	4-2
Tulsa	15	3	.833	8-1	7-2	27	7	.794	13-3	10-3	4-1
Louisiana Tech	14	4	.778	7-2	7-2	22	10	.688	13-2	9-7	0-1
SMU	10	8	.556	5-4	5-4	15	14	.517	8-6	6-7	1-1
Nevada	9	9	.500	5-4	4-5	17	13	.567	10-4	6-8	1-1
Fresno State	9	9	.500	5-4	4-5	19	15	.559	12-5	5-8	2-2
Boise State	6	12	.333	4-5	2-7	13	17	.433	9-6	3-11	1-0
Rice	5	13	.278	3-6	2-7	10	19	.345	8-7	2-11	0-1
San Jose State	4	14	.222	3-6	1-8	10	22	.313	6-8	2-11	2-3
UTEP	3	15	.167	3-6	0-9	10	22	.313	9-7	0-12	1-3

2002-03	WAC			H	A	Overall			H	A	N
	W	L	Pct	W-L	W-L	W	L	Pct	W-L	W-L	W-L
Fresno State	13	5	.722	8-1	5-4	20	8	.714	14-1	6-7	0-0
Tulsa	12	6	.667	8-1	4-5	23	10	.697	14-3	6-6	3-1
SMU	11	7	.611	6-3	5-4	17	13	.567	10-3	5-9	2-1
Nevada	11	7	.611	7-2	4-5	18	14	.563	11-3	5-11	2-0
Rice	11	7	.611	7-2	4-5	19	10	.655	13-2	6-7	0-1
Hawaii	9	9	.500	8-1	1-8	19	12	.613	15-1	3-11	1-0
Louisiana Tech	9	9	.500	6-3	3-6	12	15	.444	9-4	3-10	0-1
Boise State	7	11	.389	5-4	2-7	13	16	.448	9-7	4-8	0-1
San Jose State	4	14	.222	3-6	1-8	7	21	.250	5-8	2-12	0-1
UTEP	3	15	.167	3-6	0-9	6	24	.200	5-12	0-12	1-0

2003-04	WAC			H	A	Overall			H	A	N
	W	L	Pct	W-L	W-L	W	L	Pct	W-L	W-L	W-L
Nevada	13	5	.722	9-0	4-5	25	9	.735	15-0	5-8	5-1
UTEP	13	5	.722	8-1	5-4	24	8	.750	16-1	6-5	2-2
Boise State	12	6	.667	7-2	5-4	23	10	.697	12-4	10-5	1-1
Rice	12	6	.667	8-1	4-5	22	11	.667	12-3	6-7	4-1
Hawaii	11	7	.611	7-2	4-5	21	12	.636	14-3	5-7	2-2
Fresno State	10	8	.556	5-4	5-4	14	15	.483	8-9	6-6	0-0
Louisiana Tech	8	10	.444	4-5	4-5	15	15	.500	8-5	6-9	1-1
SMU	5	13	.278	3-6	2-7	12	18	.400	4-8	5-8	3-2
Tulsa	5	13	.278	4-5	1-8	9	20	.310	7-7	2-12	0-1
San Jose State	1	17	.056	1-8	0-9	6	23	.207	4-10	0-12	2-1

2004-05	WAC			H	A	Overall			H	A	N
	W	L	Pct	W-L	W-L	W	L	Pct	W-L	W-L	W-L
Nevada	16	2	.889	7-2	9-0	25	7	.781	13-4	11-2	1-1
UTEP	14	4	.778	8-1	6-3	27	8	.771	16-2	7-4	4-2
Rice	12	6	.667	7-2	5-4	19	12	.613	13-3	5-8	1-1
Fresno State	9	9	.500	6-3	3-6	16	14	.533	10-6	5-7	1-1
Louisiana Tech	9	9	.500	6-3	3-6	14	15	.483	8-4	5-9	1-2
SMU	9	9	.500	6-3	3-6	14	14	.500	10-4	4-9	0-1
Hawaii	7	11	.389	6-3	1-8	16	13	.552	13-4	2-8	1-1
Boise State	6	12	.333	5-4	1-8	16	18	.471	11-7	3-10	2-1
Tulsa	5	13	.278	5-4	0-9	9	20	.310	8-8	1-10	0-2
San Jose State	3	15	.167	3-6	0-9	6	23	.207	5-9	1-13	0-1

2005-06	C-USA			H	A	Overall			H	A	N
	W	L	Pct	W-L	W-L	W	L	Pct	W-L	W-L	W-L
Memphis	13	1	.929	7-0	6-1	33	4	.892	19-1	10-1	4-2
UAB	12	2	.857	7-0	5-2	24	7	.774	14-1	7-5	3-1
UTEP	11	3	.786	7-0	4-3	21	10	.677	15-2	5-7	1-1
Houston	9	5	.643	6-1	3-4	21	10	.677	13-2	7-8	1-0
UCF	7	7	.500	4-3	3-4	14	15	.483	10-5	3-7	1-3
Tulsa	6	8	.429	5-2	1-6	11	17	.393	8-5	3-11	0-1
Rice	6	8	.429	3-4	3-4	12	16	.429	9-5	3-7	0-4
Tulane	6	8	.429	4-3	2-5	12	17	.414	9-4	2-11	1-2
Marshall	5	9	.357	4-3	1-6	12	16	.429	7-6	3-8	2-2
SMU	4	10	.286	3-4	1-6	13	16	.448	9-6	3-9	1-1
Southern Miss	3	11	.214	3-4	0-7	10	21	.323	8-8	0-10	2-3
East Carolina	2	12	.143	2-5	0-7	8	20	.286	7-8	1-11	0-1

2006-07	C-USA			H	A	Overall			H	A	N
	W	L	Pct	W-L	W-L	W	L	Pct	W-L	W-L	W-L
Memphis	16	0	1.000	8-0	8-0	33	4	.892	19-0	9-2	5-2
UCF	11	5	.688	7-1	4-4	22	9	.710	15-1	5-6	2-2
Houston	10	6	.625	7-1	3-5	18	15	.545	11-3	4-10	3-2
Tulane	9	7	.563	5-3	4-4	17	13	.567	11-4	5-8	1-1
Tulsa	9	7	.563	5-3	4-4	20	11	.645	15-3	4-6	1-2
Southern Miss	9	7	.563	6-2	3-5	20	11	.645	16-2	3-7	1-2
Rice	8	8	.500	6-2	2-6	16	16	.500	10-5	2-8	4-3
Marshall	7	9	.438	5-3	2-6	13	19	.406	9-5	3-10	1-4
UAB	7	9	.438	4-4	3-5	15	16	.484	9-4	5-9	1-3
UTEP	6	10	.375	5-3	1-7	14	17	.452	11-7	1-9	2-1
SMU	3	13	.188	2-6	1-7	14	17	.452	9-7	3-9	2-1
East Carolina	1	15	.063	1-7	0-8	6	24	.200	5-9	1-14	0-1

2007-08	C-USA			H	A	Overall			H	A	N
	W	L	Pct	W-L	W-L	W	L	Pct	W-L	W-L	W-L
Memphis	16	0	1.000	8-0	8-0	38	2	.950	20-1	10-0	8-1
UAB	12	4	.750	7-1	5-3	23	11	.676	14-1	9-6	0-4
Houston	11	5	.688	7-1	4-4	24	10	.706	17-2	5-6	2-2
UCF	9	7	.563	6-2	3-5	16	15	.516	12-4	3-8	1-3
Southern Miss	9	7	.563	6-2	3-5	19	14	.576	11-3	3-11	5-0
UTEP	8	8	.500	7-1	1-7	19	14	.576	13-3	3-10	3-1
Tulsa	8	8	.500	6-2	2-6	25	14	.641	18-2	3-11	4-1
Marshall	8	8	.500	5-3	3-5	16	14	.533	13-4	3-8	0-2
Tulane	6	10	.375	3-5	3-5	17	15	.531	9-6	4-8	4-1
East Carolina	5	11	.313	4-4	1-7	11	19	.367	9-10	1-8	1-1
SMU	4	12	.250	3-5	1-7	10	20	.333	8-10	2-9	0-1
Rice	0	16	.000	0-8	0-8	3	27	.100	1-11	1-13	1-3

2008-09	C-USA			H	A	Overall			H	A	N
	W	L	Pct	W-L	W-L	W	L	Pct	W-L	W-L	W-L
Memphis	16	0	1.000	8-0	8-0	33	4	.892	19-1	10-1	4-2
Tulsa	12	4	.750	7-1	5-3	25	11	.694	15-3	7-7	3-1
UAB	11	5	.688	7-1	4-4	22	12	.647	13-1	7-8	2-3
UTEP	10	6	.625	5-3	5-3	23	13	.639	13-4	8-6	2-3
Houston	10	6	.625	6-2	4-4	21	12	.636	12-3	6-8	3-1
UCF	7	9	.438	5-3	2-6	17	14	.548	13-3	3-8	1-3
Marshall	7	9	.438	6-2	1-7	15	17	.469	13-3	2-9	0-5
Tulane	7	9	.438	5-3	2-6	14	17	.452	10-5	2-11	2-1
East Carolina	5	11	.313	4-4	1-7	13	17	.433	10-6	3-10	0-1
Rice	4	12	.250	3-5	1-7	10	22	.313	5-10	2-11	3-1
Southern Miss	4	12	.250	3-5	1-7	15	17	.469	8-6	1-9	6-2
SMU	3	13	.188	3-5	0-8	9	21	.300	9-8	0-12	0-1

2009-10	C-USA			H	A	Overall			H	A	N
	W	L	Pct	W-L	W-L	W	L	Pct	W-L	W-L	W-L
UTEP	15	1	.938	8-0	7-1	26	7	.788	15-2	9-2	2-3
Memphis	13										



2012-13	C-USA			H		Overall			H		A		N	
	W	L	Pct	W-L	W-L	W	L	Pct	W-L	W-L	W-L	W-L	W-L	W-L
Memphis	16	0	1.000	8-0	8-0	31	5	.861	17-1	9-1	5-3			
Southern Miss	12	4	.750	7-1	5-3	27	10	.730	14-2	9-7	4-1			
UTEP	10	6	.625	6-2	4-4	18	14	.563	13-3	4-7	1-4			
UCF	9	7	.563	6-2	3-5	20	11	.645	15-5	5-6	0-0			
East Carolina	9	7	.563	5-3	4-4	23	12	.657	17-4	6-7	0-1			
Tulsa	8	8	.500	4-4	4-4	17	16	.515	9-5	6-8	2-3			
Houston	7	9	.438	5-3	2-6	20	13	.606	14-4	5-8	1-1			
UAB	7	9	.438	4-4	3-5	16	17	.485	11-4	4-10	1-3			
Tulane	6	10	.375	4-4	2-6	20	15	.571	15-4	3-10	2-1			
Marshall	6	10	.375	5-3	1-7	13	19	.406	11-5	1-11	1-3			
SMU	5	11	.313	2-6	3-5	15	17	.469	7-7	6-7	2-3			
Rice	1	15	.063	1-7	0-8	5	26	.161	5-11	0-11	0-4			

2013-14	American			H		Overall			H		A		N	
	W	L	Pct	W-L	W-L	W	L	Pct	W-L	W-L	W-L	W-L	W-L	W-L
Cincinnati	15	3	.833	8-1	7-2	27	7	.794	18-1	7-3	2-3			
Louisville	15	3	.833	7-2	8-1	31	6	.838	16-2	9-2	6-2			
SMU +	12	6	.667	8-1	4-5	27	10	.730	18-1	6-6	3-3			
Connecticut	12	6	.667	7-2	5-4	32	8	.800	15-3	7-4	10-1			
Memphis	12	6	.667	7-2	5-4	24	10	.706	15-3	5-5	4-2			
Houston	8	10	.444	6-3	2-7	17	16	.515	12-4	3-9	2-3			
Rutgers	5	13	.278	4-5	1-8	12	21	.364	10-10	1-10	1-1			
Temple	4	14	.222	3-6	1-8	9	22	.290	4-10	3-9	2-3			
UCF	4	14	.222	3-6	1-8	13	18	.419	10-7	2-10	1-1			
USF	3	15	.167	1-8	2-7	12	20	.375	7-10	5-7	0-3			

+ Wins later vacated (official record 0-10)

2014-15	American			H		Overall			H		A		N	
	W	L	Pct	W-L	W-L	W	L	Pct	W-L	W-L	W-L	W-L	W-L	W-L
SMU	15	3	.833	8-1	7-2	27	7	.794	16-2	9-4	2-1			
Tulsa	14	4	.778	7-2	7-2	23	11	.676	13-5	8-4	2-2			
Cincinnati	13	5	.722	8-1	5-4	23	11	.676	15-3	6-5	2-3			
Temple	13	5	.722	7-2	6-3	26	11	.703	17-2	7-5	2-4			
Memphis	10	8	.556	5-4	5-4	18	14	.563	12-6	5-5	1-3			
Connecticut	10	8	.556	7-2	3-6	20	15	.571	11-5	4-7	5-3			
Tulane	6	12	.333	1-8	5-4	15	16	.484	9-9	6-5	0-2			
East Carolina	6	12	.333	5-4	1-8	14	19	.424	11-5	1-11	2-3			
UCF	5	13	.278	3-6	2-7	12	18	.400	10-8	2-9	0-1			
Houston	4	14	.222	3-6	1-8	13	19	.406	8-8	2-9	2-2			
USF	3	15	.167	3-6	0-9	9	23	.281	8-9	1-12	0-2			

2015-16	American			H		Overall			H		A		N	
	W	L	Pct	W-L	W-L	W	L	Pct	W-L	W-L	W-L	W-L	W-L	W-L
Temple	14	4	.778	8-1	6-3	21	12	.636	11-3	8-4	2-5			
SMU	13	5	.722	8-1	5-4	25	5	.833	16-1	7-4	2-0			
Houston	12	6	.667	6-3	6-3	22	10	.688	15-3	6-6	1-1			
Tulsa	12	6	.667	8-1	4-5	20	12	.625	12-3	6-6	2-3			
Cincinnati	12	6	.667	8-1	4-5	22	11	.667	14-3	6-6	2-2			
Connecticut	11	7	.611	6-3	5-4	25	11	.694	14-3	6-4	5-4			
Memphis	8	10	.444	6-3	2-7	19	15	.559	14-6	2-8	3-1			
UCF	6	12	.333	3-6	3-6	12	18	.400	8-8	4-9	0-1			
East Carolina	4	14	.222	1-8	3-6	12	20	.375	8-8	3-10	1-2			
USF	4	14	.222	1-8	3-6	8	25	.242	4-14	3-9	1-2			
Tulane	3	15	.167	1-8	2-7	12	22	.353	6-10	2-10	4-2			

2016-17	American			H		Overall			H		A		N	
	W	L	Pct	W-L	W-L	W	L	Pct	W-L	W-L	W-L	W-L	W-L	W-L
SMU	17	1	.944	9-0	8-1	30	5	.857	18-0	8-3	4-2			
Cincinnati	16	2	.889	9-0	7-2	30	6	.833	18-0	9-3	3-3			
Houston	12	6	.667	6-3	6-3	21	11	.656	12-5	6-6	3-0			
UCF	11	7	.611	7-2	4-5	24	12	.667	15-4	7-6	2-2			
Memphis	9	9	.500	6-3	3-6	19	13	.594	14-4	4-7	1-2			
Connecticut	9	9	.500	6-3	3-6	16	17	.485	10-7	4-8	2-2			
Tulsa	8	10	.444	6-3	2-7	15	17	.469	10-5	3-9	2-3			
Temple	7	11	.389	4-5	3-6	16	16	.500	9-7	4-8	3-1			
East Carolina	6	12	.333	5-4	1-8	15	18	.455	12-5	1-11	2-2			
Tulane	3	15	.167	2-7	1-8	6	25	.194	4-11	2-10	0-4			
USF	1	17	.056	1-8	0-9	7	23	.233	6-11	1-12	0-0			

2017-18	American			H		Overall			H		A		N	
	W	L	Pct	W-L	W-L	W	L	Pct	W-L	W-L	W-L	W-L	W-L	W-L
Cincinnati	16	2	.889	8-1	8-1	31	5	.861	15-1	9-2	7-2			
Houston	14	4	.778	9-0	5-4	27	8	.771	16-0	7-5	4-3			
Wichita State	14	4	.778	7-2	7-2	25	8	.758	13-3	9-2	3-3			
Tulsa	12	6	.667	8-1	4-5	19	12	.613	13-2	5-7	1-3			
Memphis	10	8	.556	5-4	5-4	21	13	.618	14-5	5-5	2-3			
UCF	9	9	.500	6-3	3-6	19	13	.594	12-4	5-7	2-2			
Temple	8	10	.444	5-4	3-6	17	16	.515	8-5	4-9	5-2			
Connecticut	7	11	.389	5-4	2-7	14	18	.438	11-5	2-9	1-4			
SMU	6	12	.333	4-5	2-7	17	16	.515	13-5	2-8	2-3			
Tulane	5	13	.278	2-7	3-6	14	17	.452	9-7	3-8	2-2			
East Carolina	4	14	.222	2-7	2-7	10	20	.333	8-11	2-8	0-1			
USF	3	15	.167	1-8	2-7	10	22	.313	7-11	3-10	0-1			

2018-19	American			H		Overall			H		A		N	
	W	L	Pct	W-L	W-L	W	L	Pct	W-L	W-L	W-L	W-L	W-L	W-L
Houston	16	2	.889	8-1	8-1	33	4	.892	19-1	11-1	3-2			
Cincinnati	14	4	.778	8-1	6-3	28	7	.800	16-2	7-4	5-1			
Temple	13	5	.722	8-1	5-4	23	10	.697	13-2	8-5	2-3			
UCF	13	5	.722	8-1	5-4	24	9	.727	15-2	5-6	4-1			
Memphis	11	7	.611	8-1	3-6	22	14	.611	18-3	3-8	1-3			
Wichita State	10	8	.556	6-3	4-5	21	15	.583	11-4	7-7	3-4			
Tulsa	8	10	.444	6-3	2-7	18	14	.563	14-3	3-8	1-3			
USF	8	10	.444	5-4	3-6	24	14	.632	18-5	5-7	1-2			
Connecticut	6	12	.333	5-4	1-8	16	17	.485	13-5	1-8	2-4			
SMU	6	12	.333	4-5	2-7	15	17	.469	10-8	3-7	2-2			
East Carolina	3	15	.167	2-7	1-8	10	21	.323	9-9	1-11	0-1			
Tulane	0	18	.000	0-9	0-9	4	27	.129	3-12	0-11	1-4			

2019-20	American			H		Overall			H		A		N	
---------	----------	--	--	---	--	---------	--	--	---	--	---	--	---	--



Conference Champions and Postseason Teams

Conference Champions

1916-17 TIAA
 1934-35 SWC - Tri (Arkansas & Rice)
 1936-37 SWC
 1954-55 SWC
 1955-56 SWC
 1956-57 SWC
 1957-58 SWC - Co (Arkansas)
 1961-62 SWC - Co (Texas Tech)
 1964-65 SWC - Co (Texas)
 1965-66 SWC
 1966-67 SWC
 1971-72 SWC - Co (Texas)
 1987-88 SWC
 1992-93 SWC
 2014-15 American
 2016-17 American

Conference Tournament Champs

1987-88 SWC
 2014-15 American
 2016-17 American

SWC Christmas Tournament

Champions

1952-53
 1955-56
 1956-57

NCAA Tournament

1954-55 - Regional Semifinal
 1955-56 - Final Four
 1956-57 - Regional Semifinal
 1964-65 - Regional Semifinal
 1965-66 - Regional Semifinal
 1666-67 - Regional Final
 1983-84 - Second Round (32)
 1984-85 - Second Round (32)
 1987-88 - Second Round (32)
 1992-93 - First Round (64)
 2014-15 - Second Round (64)
 2016-17 - First Round (64)

NIT - National Invitation Tournament

1985-86 - 1st Round (32)
 1999-00 - 1st Round (32)
 2013-14 - Final
 2020-21 - 1st Round (16)
 2021-22 - 2nd Round (16)

CIT - Collegiansider.com Tournament

2010-11 - Semifinal
Collegiate Commissioners Association Invitational
 1973-74 - 1st Round



1936-37 SWC Champions Record: 13-8, 10-2 SWC
Head Coach: Jimmie W. St. Clair Captain: Bill Blanton
 Ray "Pete" Acker, Billy Dewell, J.D. "Lightning" Norton, Charlie Sprague,
 Jimmie W. St. Clair (Head Coach), Samuel Fry (Manager).
Not Pictured: Bill "Chico" Blanton, Keith Ranspot.



1954-55 SWC Champions & NCAA Tournament (Regional Semifinal)
Record: 15-11, 9-3 SWC

Head Coach: Doc Hayes Captain: Art Barnes
Front Row: Bob Prewitt (Asst. Coach), Doc Hayes (Head Coach), Art Barnes,
 Jim Krebs, Nelson Alexander. **Back Row:** Bob Clayton, Joel Krog, Ron Morris,
 Tom Miller, Carl Scharffenberger, George "Pepper" Lee, Bobby Mills, Bob
 McGregor, Larry Showalter. **Not Pictured:** Oscar Furlong.



1916-17 TIAA Champions Record: 12-2, 4-1 TIAA
Head Coach: Dale Morrison Captain: Marvin Hilburn
Front Row: Joe Moose, Marvin Hilburn, Anton Deschner.
Middle Row: Gervais Strong, Earle Edmondson, West,
 Dale Morrison (Head Coach).



1955-56 SWC Champions & NCAA Tournament (Final Four)
Record: 26-4, 12-0 SWC Head Coach: Doc Hayes Captain: Joel Krog
Front Row: Bobby Mills, Rick Herscher, Joel Krog, Doc Hayes (Head Coach),
 Jim Krebs, Larry Showalter, Bob Prewitt (Assistant Coach)
Second Row: Willis Tate (SMU President), Bill Eldridge, George "Pepper" Lee,
 Ronnie Morris, Herschel O'Kelly, Carl Scharffenberger, Bob McGregor, Tom Miller
Back Row: Charles Logan (Manager), K. Smith (Manager).
Not Pictured: Oscar Furlong, Wayne Rudy (Trainer)



1934-35 SWC Tri-Champions Record: 14-3, 9-3 SWC Head Coach:
Jimmie W. St. Clair Captain: Forrest "Whitey" Baccus Front Row:
 Brock Hopkins (Manager), Maurice Orr, Forrest "Whitey" Baccus, Hugh
 "Curly" Haren, Mitch Gilbert, Foye "Smokey" Zachary, Bill Tipton.
Back Row: Harrel Delafield, Goodwin Bray, Truman Spain, Clyde Carter,
 Elmo Bellamy, Paul Briggs, Clifton Wilhite,
 Jimmie W. St. Clair (Head Coach).



1956-57 SWC Champions & NCAA Tournament (Regional Semifinal)
Record: 22-4, 11-1 SWC Head Coach: Doc Hayes Captain: Bobby Mills
Front Row: Bob McGregor, Larry Showalter, Jim Krebs, Doc Hayes (Head Coach), Bobby Mills, Rick Herscher, Bob Prewitt (Assistant Coach)
Back Row: Albo Brown, Herschell O'Kelley, Bob Knapo, Bob Buddendorf, Bill Eldridge, Ned Duncan, Ellis Minton, Ben Smith (Manager)
Not Pictured: Wayne Rudy (Trainer)



1964-65 SWC Co-Champions & NCAA Tournament (Regional Semifinal)
Record: 17-10, 10-4 SWC Head Coach: Doc Hayes Captain: Gene Elmore
Front Row: Carroll Hooser, Jim Smith, Bob Bewitt (Asst. Coach), Doc Hayes (Head Coach), Charles Beasley, Mike Marsh. **Middle Row:** Russ Manning (Manager), Bill Ward, Bob Begert. **Back Row:** Bob Jones, Hank Wendorf, Bobby Carpenter, Denny Holman, John Ramsay. **Not Pictured:** Eddie Lane (Trainer)



1957-58 SWC Co-Champions Record: 15-10, 9-5 SWC
Head Coach: Doc Hayes Captains: Rick Herscher & Max Williams
Front Row: Bob Prewitt (Assistant Coach), Max Williams, Ned Duncan, Bobby James, Doc Hayes (Head Coach), Rick Herscher, Wilbur Marsh, Kim Nash
Back Row: Albert Brown, Bobby Elder, Bill Eldridge, Herschel O'Kelley, Ellis Minton, Carter Creech, Jake Hinrichsen (Manager), John Engelmann
Not Pictured: Wayne Rudy (Trainer)



1965-66 SWC Champions & NCAA Tournament (Regional Semifinal)
Record: 17-9, 11-3 SWC Head Coach: Doc Hayes Captain: Carroll Hooser
Front Row: Bob Prewitt (Asst. Coach), Carroll Hooser, Doc Hayes (Head Coach), Bob Begert, John Higginbotham, Mike Harvey, John Rainey (Trainer).
Middle Row: Larry Bender (Manager), Charles Beasley, John Ramsay, Charles Rocky Saxbe (Manager). **Back Row:** Bill Rainer, Denny Holman, Stan Slaughter, Bob Jones, Roby Morris. **Not Pictured:** Eddie Lane (Trainer)



1961-62 SWC Co-Champions Record: 18-7, 11-3 SWC
Head Coach: Doc Hayes Captain: Jim Hammond
Front Row: Bill Smith, Bob Davis, Tommy Borders, James Thompson, Jim Brockman, Frank Bumstead, Dave Somerville. **Back Row:** Bob Prewitt (Asst. Coach), Jim Hammond, Steve Jordan, Tom Hillary, Mike Marsh, Jan Loudermilk, David Siegmund, Gene Elmore, John Driver, Doc Hayes (Head Coach).
Not Pictured: Eddie Lane (Trainer), Bob Sterchi (Manager)



1966-67 SWC Champions & NCAA Tournament (Regional Final)
Record: 20-6, 12-2 SWC Head Coach: Doc Hayes Captain: Bob Begert
Front Row: Bill Rainer, Denny Holman, Bob Prewitt (Asst. Coach), Doc Hayes (Head Coach), Charles Beasley, Bob Jones, John Rainey (Trainer).
Middle Row: Bob Beggert, John Higginbotham, Roy Hohl (Manager).
Back Row: Larry Bender (Manager), Gary Sibley, Bill Voight, Lynn Phillips, Gregh Emrick, Roby Morris.
Not Pictured: Larry Bender (Trainer), Eddie Lane (Trainer)


CO — SOUTHWEST CONFERENCE BASKETBALL CHAMPS 1972

1971-72 SWC Co-Champions Record: 16-11, 10-4 SWC
Head Coach: Bob Prewitt Captain: Bobby Rollings
First Row: Gary Jaffa (Manager), Mike Pinkham (Assistant Coach), Bob Prewitt (Head Coach), Larry Delzell, John Tuszynski, Rick Billik



Second Row: David Miller, Jack Trout, Clayton Korver, Rick Fleetwood, Denny Pertle. **Third Row:** Ruben Triplett, Zachary Thiel, Joe Parks (Manager), Marvin Crane (Manager), Neal Kinlund (Assistant Coach), Bobby Rollings.


Not Pictured: Eddie Lane (Trainer), Lynn Phillips (Graduate Assistant Coach), Steve Putnam

1973-74 Collegiate Commissioners Association Invitational - Quarterfinal
Record: 15-12, 10-4 SWC Head Coach: Bob Prewitt
Top Row: Bob Arnold, Richard Billik, Rusty Bourquein, Jeff Cummings, Joe Galindo, Sammy Hervey. **Middle Row:** Michael Holyfield, Pete Lodwick, Bill Marcellus, Jimmy Murphy, Oscar Roan, Luther Robertson.

Bottom Row: John Sagehorn, Ira Terrell, Zachary Theil, John Tuszynski, Bob Prewitt (Head Coach)

1983-84 NCAA Tournament (Second Round)
Record: 25-8, 12-4 SWC Head Coach: Dave Bliss
Front Row: Greg Young (Mgr.), Kevin Lewis, John Briggs, Terry Williams, Dave Bliss (Head Coach), Jon Koncak, Larry Davis, Kirk Lundblade, Jeff Howell (Mgr.). **Back Row:** Paul Graham (Asst. Coach), Doug Ash (Asst. Coach), Butch Moore, Reginald Pink, Chuck Anderson, Carl Wright, Scott Johnson, Johnny Fuller, David Gadis, John Underwood (Asst. Coach), Ronnie Anderson (Volunteer Coach). **Not Pictured:** Glenn Michael

1984-85 NCAA Tournament (Second Round)
Record: 25-8, 12-4 SWC Head Coach: Dave Bliss
Front Row: Greg Young (Mgr.) Scott Johnson, Glenn Puddy, Terry Thomas, Larry Davis, Dave Bliss (Head Coach), Jon Koncak, Terry Williams, John Briggs, Carl Wright, Charles Bacarisse (Mgr.). **Back Row:** Doug Ash (Asst. Coach), John Underwood (Asst. Coach), Butch Moore, Reginald Pink, Kevin Lewis, Coyle Winborn, Alan Cozart, Johnny Fuller, Glenn Michael, Ronnie Anderson (Volunteer Coach), Paul Graham (Asst. Coach).

1985-86 National Invitation Tournament
Record: 18-11, 10-6 SWC Head Coach: Dave Bliss
Top Row: Kato Armstrong, John Colborne, Johnny Fuller, Scott Johnson, Randy Jones **Middle Row:** Kevin Lewis, Butch Moore, Reginald Muhammad, Vernon Perdue, Glenn Puddy. **Bottom Row:** Terry Thomas, Terry Williams, Coyle Winborn, Dave Bliss (Head Coach).

1987-88 SWC Champions, SWC Tournament Champions & NCAA Tournament (Second Round)
Record: 28-7, 12-4 SWC Head Coach: Dave Bliss
Top Row: Todd Alexander, Kato Armstrong, John Colborne, J.D. Green, Rod Hampton. **Middle Row:** Eric Longino, Mike Lucas, Carlton McKinney, Reginald Muhammad, Vernon Perdue. **Bottom Row:** Glenn Puddy, Terry Thomas, Coyle Winborn, Dave Bliss (Head Coach).



1992-93 SWC Champions & NCAA Tournament (First Round)

Record: 20-8, 12-2 SWC **Head Coach:** John Shumate

Top Row: Chad Allen, Bryan Ballowe, Peter Bates, Keith Chambers, Troy Dorer, Jerome Elenez, James Gatewood. **Middle Row:** Chris Jessen, Greg Kinzer, Gerald Lewis, Tim Mason, Chris Miller. **Bottom Row:** Matt Timme, Ike Upshaw, Raymond Van Beveren, Mike Wilson, John Shumate (Head Coach)



2013-14 NIT Final

Record+: 27-10, 12-6 American **Head Coach:** Larry Brown

Back Row: Jean-Micheal Mudiay, Sterling Brown, Ryan Manuel, Markus Kennedy, Cannen Cunningham, Yanick Moreira, Ben Moore, Keith Frazier, Crandall Head
Seated: Kevin Dunleavy, Nic Moore, Nick Russell, Shawn Williams, Jonathan Wilfong

Coaches & Staff: Larry Brown (Head Coach),

Tim Jankovich (Associate Head Coach), Ulric Maligi (Assistant Coach), K.T. Turner (Assistant Coach), Jerry Hobbie (Special Assistant to the Head Coach), Eric Snow (Director of Player Development), George Lynch (Strength and Conditioning Coach), Jay Duncan (Director of Basketball Operations), Sean Stout (Video Coordinator), Warren Young (Athletic Trainer)
+ Wins later vacated (official record 0-10)



1999-00 National Invitation Tournament

Record: 21-9, 9-5 WAC **Head Coach:** Mike Dement

Front Row: Mike Dement (Head Coach), Simon Cote (Asst. Coach), Damon Hancock, Anthony Anderson, Stephen Woods, Tom Nabity, Renaldo Bratton, Jimmy Tubbs (Asst. Coach), Robert Lineburg (Asst. Coach).

Back Row: Warren Young (Trainer), Brad Hoke (Volunteer Asst.), Nigel Smith, Copley Broer, Jibran Kelley, DeWayne Floyd, Mike Niemi, Jon Forinash, Willie Davis, Jeryl Sasser, Quinton Ross, Eric Holmes (Mgr.), Jon Jost (Strength Coach), Bill Currie (Trainer).



2014-15 American Athletic Conference Champions

American Athletic Conference Tournament Champions, NCAA Second Round

Record: 27-7, 15-3 American (1st) **Head Coach:** Larry Brown

Seated: Sterling Brown, Jean-Micheal Mudiay, Kevin Dunleavy Jr., Ryan Manuel, Jonathan Wilfong, Nic Moore, Ben Emelogu

Standing: Keith Frazier, Ben Moore, Markus Kennedy, Cannen Cunningham, Yanick Moreira, Semi Ojeleye, Jordan Tolbert

Coaches & Staff: Larry Brown (Head Coach),

Tim Jankovich (Associate Head Coach), Ulric Maligi (Assistant Coach), K.T. Turner (Assistant Coach), Jerry Hobbie (Special Assistant to the Head Coach), George Lynch (Dir. of Player Development), Shawn Williams (Graduate Assistant), Rickey Dudley (Strength & Conditioning Coach), Jay Duncan (Dir. of Operations), Sean Stout (Video Coordinator), Warren Young (Athletic Trainer)



2010-11 CollegelInsider.com (CIT) (Semifinal)

Record: 20-15, 8-8 C-USA **Head Coach:** Matt Doherty

Seated: Warren Young (Athletic Trainer), Ryan Harp (30), Aliaksei Patsevich (13), Mike Walker (22), Rodney Clinkscales (0), Matt Doherty (Head Coach), Jeremiah Samarrippas (12), Austin Horn (15), Collin Mangrum (1), Leslee Smith (3), Trent Cain (Video Coordinator)

Standing: Herman Hudson (Director of Public Relations), Jerry Hobbie (Assistant Coach), Karl Jordan (Strength & Conditioning Coach), London Giles (11), Myles Luttmann (44), Ricmonds Vilde (5), Tomasz Kwiatkowski (14), Papa Dia (42), Robert Nyakundi (24), Justin Haynes (2), Brion Raven (Director of Operations), Reggie Brown (Assistant Coach), Larry Mangino (Assistant Coach)



2016-17 American Athletic Conference Champions

American Athletic Conference Tournament Champions, NCAA First Round

Record: 30-5, 17-1 American **Head Coach:** Tim Jankovich

Seated: Rakan Musmar (Manager), Leo Kontopoulos, Dashawn McDowell, Shake Milton, Semi Ojeleye, Jonathan Wilfong, Ben Moore, Sterling Brown, Jarrey Foster, Ben Emelogu II, Jimmy Whitt, James Pyle, Matt Biafore (Manager)

Standing: Robert Meszaros (Manager), Warren Young (Athletic Trainer), George Lynch (Director of Player Development), Kevin Dunleavy, Jr. (Graduate Manager), Mark Mitchell (Strength & Conditioning Coach), Nemanja Jovanovic (Special Assistant to Head Coach), K.T. Turner (Associate Head Coach), Tim Jankovich (Head Coach), Jay Duncan (Assistant Coach), Shawn Forrest (Assistant Coach), Sean Stout (Director of Operations), Jerry Hobbie (Director of Recruiting), Jon Ekey (Graduate Manager), Wise Cilumba (Manager)

Not pictured: Lavelt Page (Manager)



2020-21 NIT (First Round)

Record: 11-6, 7-4 American **Head Coach:** Tim Jankovich

Top Row: Yor Anei, Emmanuel Bandoumel, Ethan Chargois, Kendric Davis, William Douglas, Feron Hunt, Isiah Jasey

Middle Row: Tyson Jolly, Darius McBride, Darius McNeill, Everett Ray

Bottom Row: Charles Smith IV, Alex Tabor Jr., Jahmar Young Jr., Tim Jankovich (Head Coach)

2014 NIT



2021-22 NIT (Second Round)

Record: 24-9, 13-4 American **Head Coach:** Tim Jankovich

Standing (L to R): Tim Jankovich (Head Coach), Jay Duncan (Assistant Coach), John Cooper (Assistant Coach), Myles Thornton (Athletic Trainer), Zach Steinberg (Graduate Manager), Tristan Clark, Isiah Jasey, Jahmar Young Jr., Franklin Agunanne, Jon Ekey (Video Coordinator), Mike Hatch (Director of Recruiting), Yaphett King (Assistant Coach), Sean Stout (Director of Operations), Jace Fredenburg (Director of Basketball Athletic Performance), Wilson Horn (Assistant Strength Coach)

Sitting (L to R): Jason Pollina (Manager), Nick DeAngelis (Manager), Darius McBride, Tyler Lundblade, Zach Nutall, Michael Weathers, Zhuric Phelps, Kendric Davis, Jalen Smith, Emmanuel Bandoumel, Marcus Weathers, Stefan Todorovic, Chasen Hofmann (Manager), Max Brandt (Head Manager)

Not pictured: Nemanja Jovanovic (Director of Player Development)



2015 AAC Champs & NCAA

2017 AAC Champs & NCAA





Conference Tournament & Postseason Results

NCAA Tournament (10-14)

1955	Bradley 81, SMU 79 [16] Tulsa 68, SMU 67 (OT)	West - Semifinal (16) West - 3rd Place
1956	SMU 68, Texas Tech 67 [8] SMU 89, [17] Houston 74 [8] SMU 84, [16] Oklahoma City 63 [1] San Francisco 86, [8] SMU 68 [13] Temple 90, [8] SMU 81	West Region - 1st Round (25) West Region - Semifinal (16) West Region - Final (8) Final Four - Semifinal (4) Final Four - 3rd Place
1957	[2] Kansas 73, [4] SMU 65 (OT) [4] SMU 78, [10] Saint Louis 68	Midwest Region - Semifinal (16) Midwest Region - 3rd Place
1965	Wichita State 86, SMU 81 SMU 89, Houston 87	Midwest Region - Semifinal (16) Midwest Region - 3rd Place
1966	[4] Kansas 76, SMU 70 SMU 89, [7] Cincinnati 84	Midwest Region - Semifinal (16) Midwest Region - 3rd Place
1967	SMU 83, [2] Louisville 81 [7] Houston 83, SMU 75	Midwest Region - Semifinal (16) Midwest Region - Final (8)
1984	#9 SMU 83, #8 Miami (Ohio) 69 #1 [2] Georgetown 37, #9 SMU 36	West Region - 1st Round (48) West Region - 2nd Round (32)
1985	#5 SMU 85, #12 Old Dominion 68 #4 [14] Loyola (Ill.) 70, #5 SMU 57	East Region - 1st Round (64) East Region - 2nd Round (32)
1988	#7 SMU 83, #10 Notre Dame 75 #2 [5] Duke 94, #7 SMU 79	East Region - 1st Round (64) East Region - 2nd Round (32)
1993	#7 Brigham Young 80, #10 SMU 71	Midwest Region - 1st Round (64)
2015	#11 UCLA 60, #6 [18/19] SMU 59	South - 2nd Rnd (64)
2017	#11 [-/r/v] USC 66, #6 [11/13] SMU 65	East - 1st Rnd (64)

National Invitation Tournament (5-5) (1-5 +)

1986	Brigham Young 67, SMU 63	1st Round (32)
2000	SW Missouri State 77, SMU 64	1st Round (32)
2014	#1 [-/RV] SMU 68, #8 UC Irvine 54 + #1 [-/RV] SMU 80, #5 LSU 67 + #1 [-/RV] SMU 67, #2 California 65 + #1 [-/RV] SMU 65, #3 Clemson 59 + #1 Minnesota 65, #1 [-/RV] SMU 63	1st Round (32) 2nd Round (16) Quarterfinal Semifinal Final
2021	#2 Boise State 85, #3 SMU 84	1st Round (16)
2022	#1 SMU 68, Nicholls 58 #4 Washington State 75, #1 SMU 63	1st Round (32) 2nd Round (16)

+ Wins from 2013-14 later vacated

CollegiateInsider.com Tournament (CIT) (3-1)

2011	SMU 64, Oral Roberts 57 (OT) SMU 63, Jacksonville 62 SMU 57, Northern Iowa 50 Santa Clara 72, SMU 55	1st Round (24) 2nd Round (12) Quarterfinal Semifinal
------	---------------------------------------------------------------------------------------------------------------	---------------------------------------------------------------

Collegiate Commissioners Association Invitational (0-1)

1974	[15] Southern Cal 82, SMU 70	Quarterfinal
------	------------------------------	--------------

American Athletic Conference Tournament (9-6)

2014	#6 Houston 68, #3 [25/23] SMU 64	Quarterfinal
2015	#1 [20/21] SMU 74, #8 East Carolina 68 #1 [20/21] SMU 69, #4 Temple 56 #1 [20/21] SMU 62, #6 Connecticut 54	Quarterfinal Semifinal Final
2017	#1 [12/15] SMU 81, #9 East Carolina 77 #1 [12/15] SMU 70, #4 UCF 59 #1 [12/15] SMU 71, #2 [15/18] Cincinnati 56	Quarterfinal Semifinal Final
2018	#9 SMU 80, #8 Connecticut 73 #1 [8/8] Cincinnati 61, #9 SMU 51	First Round Quarterfinal
2019	#10 SMU 74, #7 Tulsa 65 #2 [24/23] Cincinnati 82, #10 SMU 74	First Round Quarterfinal
2021	#5 Cincinnati 74, #4 SMU 71	Quarterfinal
2022	#2 SMU 83, #10 Tulsa 58 #3 Memphis 70, #2 SMU 63 #7 UCF 76, #10 SMU 70	Quarterfinal Semifinal First Round

Conference USA Tournament (1-8)

2006	#10 SMU 61, #7 Rice 59 #2 [24] UAB 69, #10 SMU 55	1st Round (12) Quarterfinal (8)
2007	#6 Southern Miss 59, #11 SMU 52	1st Round (12)
2008	#6 UTEP 71, #11 SMU 49	1st Round (12)
2009	#5 Houston 85, #12 SMU 76	1st Round (12)
2010	#9 UCF 69, #8 SMU 53	1st Round (12)
2011	#10 Rice 58, #7 SMU 57	1st Round (12)
2012	#6 Marshall 74, #11 SMU 56	1st Round (12)
2013	#7 UAB 53, #10 SMU 52	1st Round (11)

Western Athletic Conference Tournament (6-9)

1997	#M5 SMU 93, #P4 Colorado State 89 #M1 [3] Utah 59, #M5 SMU 58	
1998	#P5 SMU 76, #M4 Colorado State 71 #P1 [13] TCU 71, #P5 SMU 69	
1999	#M5 SMU 65, #P4 UTEP 64 #M5 SMU 71, #M1 UNLV 70 #P2 [25] New Mexico 57, #M5 SMU 56	
2000	#6 Hawaii 87, #3 SMU 82	Quarterfinal
2001	#3 UTEP 74, #6 SMU 70	Quarterfinal
2002	#5 Nevada 72, #4 SMU 66	Quarterfinal
2003	#2 SMU 65, #7 Boise State 58 #3 Nevada 81, #2 SMU 66	Quarterfinal Semifinal
2004	#8 SMU 79, #9 Tulsa 60 #1 Nevada 75, #8 SMU 60	1st Round (10) Quarterfinal
2005	#3 Rice 63, #6 SMU 47	Quarterfinal

Seeding, M - Mountain Division, P - Pacific Division

Manhattan, Kan. (Ahearn Field House)
Manhattan, Kan. (Ahearn Field House)
Wichita, Kan. (Levitt Arena)
Lawrence, Kan. (Allen Field House)
Lawrence, Kan. (Allen Field House)
Evanston, Ill. (McGaw Hall)
Evanston, Ill. (McGaw Hall)
Dallas, Texas (Moody Coliseum)
Dallas, Texas (Moody Coliseum)
Manhattan, Kan. (Ahearn Field House)
Manhattan, Kan. (Ahearn Field House)
Lubbock, Texas (Lubbock Memorial Coliseum)
Lubbock, Texas (Lubbock Memorial Coliseum)
Manhattan, Kan. (Ahearn Field House)
Manhattan, Kan. (Ahearn Field House)
Pullman, Wash. (Performing Arts Coliseum)
Pullman, Wash. (Performing Arts Coliseum)
Hartford, Conn. (Hartford Civic Center)
Hartford, Conn. (Hartford Civic Center)
Chapel Hill, N.C. (Smith Center)
Chapel Hill, N.C. (Smith Center)
Chicago, Ill. (Rosemont Horizon)
Louisville, Ky. (KFC Yum! Center)
Tulsa, Okla. (BOK Center)

Provo, Utah (Marriott Center)
Springfield, Mo. (Hammons Student Center)
Dallas, Texas (Moody Coliseum)
Dallas, Texas (Moody Coliseum)
Dallas, Texas (Moody Coliseum)
Dallas, Texas (Moody Coliseum)
New York, N.Y. (Madison Square Garden)
New York, N.Y. (Madison Square Garden)
Frisco, Texas (Comerica Center)
Dallas, Texas (Moody Coliseum)
Dallas, Texas (Moody Coliseum)

Dallas, Texas (Moody Coliseum)
Dallas, Texas (Moody Coliseum)
Cedar Falls, Iowa (McLeod Center)
Dallas, Texas (Moody Coliseum)

St. Louis, Mo. (St. Louis Arena)

Memphis, Tenn. (FedExForum)
Hartford, Connecticut (XL Center)
Hartford, Connecticut (XL Center)
Hartford, Connecticut (XL Center)
Hartford, Connecticut (XL Center)
Hartford, Connecticut (XL Center)
Hartford, Connecticut (XL Center)
Hartford, Connecticut (XL Center)
Orlando, Florida (Amway Center)
Orlando, Florida (Amway Center)
Memphis, Tenn. (FedExForum)
Memphis, Tenn. (FedExForum)
Fort Worth, Texas (Dickies Arena)
Fort Worth, Texas (Dickies Arena)
Fort Worth, Texas (Dickies Arena)
Fort Worth, Texas (Dickies Arena)

Memphis, Tenn. (FedExForum)
Memphis, Tenn. (FedExForum)
Memphis, Tenn. (FedExForum)
Memphis, Tenn. (FedExForum)
Memphis, Tenn. (FedExForum)
Tulsa, Okla. (BOK Center)
El Paso, Texas (Don Haskins Center)
Memphis, Tenn. (FedExForum)
Tulsa, Okla. (BOK Center)

Las Vegas, Nev. (Thomas & Mack)
Las Vegas, Nev. (Thomas & Mack)
Las Vegas, Nev. (Thomas & Mack)
Las Vegas, Nev. (Thomas & Mack)
Las Vegas, Nev. (Thomas & Mack)
Las Vegas, Nev. (Thomas & Mack)
Las Vegas, Nev. (Thomas & Mack)
Las Vegas, Nev. (Thomas & Mack)
Fresno, Calif. (Save Mart Center)
Tulsa, Okla. (Reynolds Center)
Tulsa, Okla. (Reynolds Center)
Tulsa, Okla. (Reynolds Center)
Tulsa, Okla. (Reynolds Center)
Fresno, Calif. (Save Mart Center)
Fresno, Calif. (Save Mart Center)
Reno, Nev. (Lawlor Events Center)
[] Associated Press ranking or [AP/Coaches]

**SWC Championship Playoffs (1-3)**

1958	Arkansas 61, SMU 55
1962	Texas Tech 71, SMU 67
1965	SMU 80, Texas 78
1972	Texas 91, SMU 89

SWC Post-Season Classic (11-20)

1976	#3 SMU 103, #8 Texas 90	First Round
	#4 Arkansas 74, #3 SMU 70	Quarterfinal
1977	#5 Texas A&M 89, #6 SMU 79	First Round
1978	#6 SMU 73, #5 Baylor 68	First Round
	#2 [4] Arkansas 94, #6 SMU 73	Quarterfinal
1979	#6 Houston 74, #7 SMU 67	First Round
1980	#6 SMU 86, #7 Baylor 83	First Round
	#4 Texas Tech 73, #6 SMU 65	Quarterfinal
1981	#4 Texas Tech 80, #9 SMU 58	First Round
1982	#4 TCU 54, #9 SMU 46	First Round
1983	#4 SMU 49, #9 Texas 48	First Round
	#4 SMU 76, #6 Texas Tech 69	Quarterfinal
	#1 [1] Houston 75, #4 SMU 59	Semifinal
1984	#5 Texas A&M 59, #3 SMU 57	Quarterfinal
1985	#3 [20] SMU 84, #6 Houston 72	Quarterfinal
	#2 Arkansas 68, [20] #3 SMU 55	Semifinal
1986	#5 Texas Tech 45, #4 SMU 40	Quarterfinal
1987	#2 Baylor 83, #7 SMU 69	Quarterfinal
1988	#1 SMU 86, #8 TCU 74	Quarterfinal
	#1 SMU 98, #5 Houston 76	Semifinal
	#1 SMU 75, #2 Baylor 64	Final
1989	#2 Texas 93, #7 SMU 91 (OT)	Quarterfinal
1990	#1 [9] Arkansas 84, #8 SMU 61	Quarterfinal
1991	#6 SMU 65, #3 Houston 62	Quarterfinal
	#2 [23] Texas 82, #6 SMU 74	Semifinal
1992	#2 Houston 73, #7 SMU 62	Quarterfinal
1993	#8 TCU 72, #1 SMU 71	Quarterfinal
1994	#2 Texas A&M 85, #7 SMU 66	Quarterfinal
1995	#2 Texas Tech 92, #7 SMU 54	Quarterfinal
1996	#7 SMU 62, #2 Houston 57	Quarterfinal
	#3 Texas 89, #7 SMU 67	Semifinal

Shreveport, La.
Fort Worth, Texas
Waco, Texas
Waco, Texas

Dallas, Texas (Moody Coliseum)
Dallas, Texas (Moody Coliseum)
College Station, Texas
Waco, Texas
Houston, Texas (The Summit)
Houston, Texas (The Summit)
Dallas, Texas (Reunion Arena)
San Antonio, Texas (Hemisfair Arena)
Lubbock, Texas
Fort Worth, Texas
Dallas, Texas (Reunion Arena)
Dallas, Texas (Reunion Arena)
Dallas, Texas (Reunion Arena)
Houston, Texas (The Summit)
Dallas, Texas (Reunion Arena)
Dallas, Texas (Reunion Arena)
Dallas, Texas (Reunion Arena)
Dallas, Texas (Reunion Arena)
Dallas, Texas (Reunion Arena)
Dallas, Texas (Reunion Arena)
Dallas, Texas (Reunion Arena)
Dallas, Texas (Reunion Arena)
Dallas, Texas (Reunion Arena)
Dallas, Texas (Reunion Arena)
Dallas, Texas (Reunion Arena)
Dallas, Texas (Reunion Arena)
Dallas, Texas (Reunion Arena)
Dallas, Texas (Reunion Arena)
Dallas, Texas (Reunion Arena)
Dallas, Texas (Reunion Arena)
Dallas, Texas (Reunion Arena)
Dallas, Texas (Reunion Arena)

SMU's Milestone Victories (1422-1274 / 1395-1274 +)

No.	Opponent	Date	Score
1	Dallas All-Stars	Dec. 16, 1916	40-33
10	Southwestern	Feb. 17, 1917	34-12
50	at TCU	Jan. 29, 1923	37-20
100	at TCU	Feb. 6, 1928	21-19
150	Rice	Jan. 23, 1933	34-33
200	at Texas A&M	Feb. 1938	47-28
250	at Texas A&M	Jan. 1944	65-35
300	at TCU	March 3, 1948	63-48
350	Rice	Dec. 30, 1952	71-62
400	at TCU	Feb. 15, 1956	[12] 26-22
450	Minnesota	Dec. 20, 1958	[20] 67-58
500	at Oklahoma City	Jan. 17, 1962	87-66
550	Georgia Tech	Dec. 4, 1966	83-73
600	Texas Tech	Feb. 1, 1969	87-77
650	Texas A&M	Feb. 6, 1973	(ot) 64-62
700	Tulane	Dec. 10, 1977	78-71
750	Centenary	Dec. 1, 1982	76-75
800	North Texas State	Dec. 19, 1984	[7] 90-45
850	vs. James Madison	Nov. 28, 1987	121-89
900	at Baylor	March 3, 1990	76-64
950	North Texas	Dec. 22, 1994	81-74
1,000	at Stephen F. Austin	Dec. 21, 1998	84-64
1,050	at Rice	Feb. 5, 2001	66-56
1,100	at Tulsa	Jan. 1, 2005	(ot) 95-83
1,150	Texas A&M-Corpus Christi	Dec. 31, 2008	92-52
1,200	TCU	Feb. 8, 2012	68-62
1,250	UC Santa Barbara	Dec. 8, 2014	(ot) 80-73
1,300	UC Santa Barbara	Nov. 22, 2016	84-57
1,350	at Georgetown	Dec. 15, 2018	81-73
1,400	USF	Jan. 12, 2022	77-65

Moody Coliseum (653-295 / 641-295 +)

1	McMurry	Dec. 3, 1956	113-36
10	Texas	Feb. 12, 1957	[6] 76-56
50	Texas	Feb. 7, 1961	70-63
100	Midwestern	Dec. 17, 1966	89-74
150	Rice	Jan. 20, 1973	79-77
200	Texas A&M	Jan. 13, 1979	78-76 [15]
250	Campbell	Dec. 17, 1984	90-70
300	Rice	Jan. 19, 1989	67-57
350	Hardin-Simmons	Nov. 23, 1996	90-34
400	Morris Brown	Jan. 30, 2001	86-72
450	Brown	Jan. 6, 2007	(ot) 60-56
500	Houston	Jan. 18, 2012	70-54
550	Memphis	Jan. 30, 2016	80-68
600	Western Carolina	Nov. 14, 2018	98-65
650	Tulsa	Jan. 1, 2023	92-67

The Mustang Legend

Legend has it that when Ford Motor Company was preparing to introduce the sports car that would gain fame as the Mustang, it was considering other names such as Cougar, Bronco, Cheetah and Colt.

But during the 1963 football season, SMU took an undersized, but quick team to Ann Arbor to play a massive Michigan Wolverine squad. Michigan gained the early advantage, but had to fight off the feisty Ponies for a 27-16 win.

After the game, Ford's Lee Iacocca entered the SMU locker room and addressed the disappointed Mustangs.

"Today," Iacocca said, "After watching the SMU Mustangs play with such flair, we reached a decision. We will call our new car the Mustang. Because it will be light, like your team. It will be quick, like your team. And it will be sporty, like your team."

Ford's new car got its name, and the rest, as they say, is history.

Moody Coliseum (renovated) (136-31 / 124-31 +)

1	[17/15] Connecticut	Jan. 4, 2014	74-65
25	UCF	Jan. 31, 2015	[rv/rv] 75-56
50	[rv/rv] TCU	Dec. 7, 2016	74-59
100	Memphis	Feb. 25, 2020	58-53

American Athletic Conference (103-69 / 91-69 +)

1	[17/15] Connecticut	Jan. 4, 2014	74-65
25	[rv/-] Temple	Feb. 19, 2015	[21/21] 67-58
50	at Tulsa	Feb. 4, 2017	[rv/rv] 76-53
75	Tulane	Feb. 1, 2020	82-67
100	at Tulsa	Jan. 18, 2023	(ot) 79-76

(On-court record / wins vacated from 2013-14 +)

+ 27 total wins, 18 home wins (12 at Moody Coliseum), 12 AAC wins



Vs Ranked Opponents

Versus Ranked Teams Since 1954-55

Overall: 38-142 H: 19-44 A: 8-69 N: 11-29 OT: 3-7
[AP] or [AP/Coaches]

1954-55

D13 at [6] Indiana W, 83-78
M12 vs. [16] Tulsa ~ L, 68-57
~ NCAA Midwest Regional (Manhattan, Kan.)

1955-56

D9 at [4] Iowa L, 80-62
D10 at [20] Minnesota W (ot), 82-81
D17 [18] Kansas W, 81-61
[8] M16 vs. [17] Houston # W, 89-74
[8] M17 vs. [16] Oklahoma City # W, 84-63
[8] M22 vs. [1] San Francisco % L, 86-68
[8] M23 vs. [13] Temple %^ L, 90-81
NCAA West Regional (Lawrence, Kan.)
% NCAA Final Four (Evanston, Ill.)
^ NCAA Third Place

1956-57

[4] D21 at [7] Kentucky ~ L, 73-67
[4] M15 [2] Kansas % L (ot), 73-65
[4] M16 [10] Saint Louis % W, 78-68
~ Kentucky Invitational (Lexington, Ky.)
% NCAA Midwest Regional (Moody Coliseum)

1957-58

D16 [3] Kentucky W, 65-64

1958-59

[18] D11 at [2] Kentucky L, 72-60
D31 at [19] TCU L, 72-60
F28 [14] TCU W, 72-71

1959-60

J12 at [10] Texas A&M W, 66-64
F23 [18] Texas A&M W, 81-53

1960-61

D27 at [8] Saint Louis L, 74-50

1964-65

D5 at [6] Vanderbilt L, 99-67
D29 vs. [9] Saint Louis ~ W, 82-79
~ Memphis St. Invitational (Memphis, Tenn.)

1965-66

M11 vs. [4] Kansas ~ L, 96-90
M12 vs. [7] Cincinnati ~ W, 89-84
~ NCAA Midwest Regional (Lubbock, Texas)

1966-67

D10 [2] UTEP L, 71-62
M17 vs. [2] Louisville ~ W, 83-81
M18 vs. [7] Houston ~ L, 83-75
~ NCAA Midwest Regional (Lawrence, Kan.)

1967-68

D4 [9] Vanderbilt L (ot), 88-84
D29 [3] Indiana ~ W, 91-84
~ All Sports Association Tournament

1968-69

D2 at [13] Vanderbilt L, 97-94
D7 at [17] Western Kentucky L, 92-79

1969-70

D29 at [14] Louisville L, 105-79

1970-71

D30 [17] Louisville L, 97-85

1971-72

D22 at [19] Louisville L, 96-62

1972-73

D29 vs. [13] Houston ~ L, 115-102
J8 [7] Missouri L, 74-73
J10 [17] Kansas State L, 57-55
~ Shreveport Invitational (Shreveport, La.)

1973-74

D8 at [1] UCLA L, 77-60
D29 vs. [12] Arizona ~ L, 86-82
M14 vs. [15] Southern Cal # L, 82-70
~ Milwaukee Classic (Milwaukee, Wisc.)
C.C.A. Postseason (St. Louis, Mo.)

1975-76

D12 at [19] Arizona State L, 88-85
D13 at [10] Arizona L, 83-81
D19 vs. [17] Auburn W (ot), 87-85
~ Sun Bowl Classic (El Paso, Texas)

1976-77

D17 vs. [20] St. John's ~ L, 87-71
D28 at [8] UCLA L, 99-71
D30 at [13] Arizona L, 117-85
J27 [15] Arkansas L, 77-59
F2 at [14] Arkansas L, 81-58
~ Tennessee Classic (Nashville, Tenn.)

1977-78

N26 at [2] Kentucky L, 110-86
J26 at [4] Arkansas L, 72-65
J28 [15] Texas L, 85-80
F16 [1] Arkansas L, 86-75
F21 at [14] Texas L, 82-74
M2 vs. [4] Arkansas ~ L, 94-73
~ SWC Postseason Classic (Houston, Texas)

1978-79

N27 at [1] Duke L, 86-80
D16 at [8] Kansas L, 71-64
J13 [15] Texas A&M W, 78-76
J24 [15] Arkansas L, 79-67
J27 at [17] Texas L, 98-82
J31 at [12] Texas A&M L, 92-56
F14 at [11] Arkansas L, 71-55
F20 [11] Texas W, 81-66

1979-80

D5 [19] Kansas W, 89-88
D21 vs. [19] Purdue ~ L, 85-60
~ Kentucky Invitational (Lexington, Ky.)

1980-81

F24 at [18] Arkansas L, 47-33

1981-82

D7 [17] Alabama L, 69-62
J6 at [11] Arkansas L, 68-48
J16 at [10] Houston W, 67-66
F3 at [12] Texas L, 69-56
F24 [15] Arkansas L, 54-53

1982-83

D6 at [13] Alabama L, 74-56
J8 at [19] Houston L, 105-71
J15 [7] Arkansas L, 63-56
F9 [6] Houston L, 85-68
F14 at [8] Arkansas L, 71-61
M11 [1] Houston ~ L, 75-59
~ SWC Postseason Classic (Dallas, Texas - Reunion Arena)

1983-84

J5 [7] Houston L, 60-59
F4 at [6] Houston L, 76-57
M18 vs. [2] Georgetown ~ L, 37-36
~ NCAA 2nd Round (Pullman, Wash.)

1984-85

[6] D22 vs. [11] Oklahoma ~ W, 85-76
[4] J13 vs. [5] North Carolina % W, 84-82
[9] F16 [19] Louisville W, 72-64
M16 vs. [14] Loyola (Ill.) # L, 70-57
~ Chaminade Classic (Honolulu, Hawaii)
Greensboro, N.C.
NCAA 2nd Round (Hartford, Conn.)

1985-86

D28 vs. [8] Oklahoma ~ L, 92-69
J11 at [9] Kansas L, 72-56
~ All-College Tourney (Oklahoma City, Okla.)

1986-87

D21 vs. [16] Georgia Tech ~ L, 63-54
D30 vs. [4] North Carolina # L (ot), 88-86
F12 at [18] TCU L, 69-50
~ Suntory Ball Classic (Tokyo, Japan)
Dallas, Texas (Reunion Arena)

1987-88

D3 vs. [7] Florida (Reunion Arena) W, 82-76
D12 at [5] North Carolina L, 90-74
M19 vs. [5] Duke ~ L, 94-79
~ NCAA 2nd Round (Chapel Hill, N.C.)

1988-89

D3 [16] North Carolina State W, 59-57
D6 at [6] Oklahoma L, 104-87
J9 at [20] Kansas L (2ot), 90-82

1989-90

D6 [2] Kansas L, 86-53
J17 [12] Arkansas L, 80-61
F17 at [8] Arkansas L, 77-48
M9 vs. [9] Arkansas ~ L, 61-84
~ SWC Postseason Classic (Dallas, Texas - Reunion Arena)

1990-91

J19 at [2] Arkansas L, 98-70
F20 [3] Arkansas L, 79-70
M9 vs. [23] Texas L, 82-74
~ SWC Postseason Classic (Dallas, Texas - Reunion Arena)

1991-92

J4 [4] Kansas L, 79-67
J28 [3] Oklahoma State L, 64-53

1992-93

D5 at [20] Tulane L (ot), 103-92
J4 [13] Arkansas L, 72-53
J30 [25] Houston W, 70-60

1993-94

N28 [10] Oklahoma State L, 88-72
D30 vs. [6] Kansas ~ L, 84-64
J3 at [1] Arkansas L, 96-70
J8 at [5] Kansas L, 91-59
~ Golden Harvest Classic (Kansas City, Mo.)

1994-95

D8 [3] Arkansas L, 78-66
J7 [5] Kansas L, 97-58

1995-96

N30 at [13] Missouri L, 66-51
J6 at [4] Kansas L, 83-61
J23 [22] Texas Tech L, 72-60
F20 at [9] Texas Tech L, 75-54

1996-97

J11 at [18] New Mexico L, 78-58
J16 [9] Utah L, 74-57
J30 at [21] Tulsa L, 69-49
F6 [9] New Mexico L, 75-72
F13 at [5] Utah L, 84-63
M6 vs. [3] Utah ~ L, 59-58
~ WAC Tournament (Las Vegas, Nev.)

1997-98

J17 at [24] Hawaii L, 77-68
F16 at [19] TCU L, 79-70
M4 vs. [13] TCU ~ L, 71-69
~ WAC Tournament (Las Vegas, Nev.)

1998-99

N18 at [3] Stanford # L, 86-51
J11 [20] TCU L, 92-79
M4 vs. [25] New Mexico ~ L, 57-56
Preseason NIT
~ WAC Tournament (Las Vegas, Nev.)

1999-00

F3 at [17] Tulsa L, 70-59
M4 [15] Tulsa L (2ot), 83-78

2000-01

D7 at [6] Tennessee L, 85-76
D30 vs. [17] Oklahoma ~ L (ot), 79-78
~ Touchstone Energy Tournament (Oklahoma City, Okla.)

2001-02

D1 at [7] Iowa ~ L, 86-69
~ Hawkeye Classic

2003-04

D15 [9] Wake Forest L, 78-66
D21 at [17] Purdue ~ W, 60-59
~ Boilermaker Invitational

2004-05

N29 [6] Oklahoma State L, 76-57

2005-06

J3 [12] Oklahoma L, 50-47
J14 at [5] Memphis L, 73-53
M9 vs. [24] UAB ~ L, 69-55
~ Conference USA Tournament (Memphis, Tenn. - FedExForum)

2006-07

F3 at [11] Memphis L, 88-52
M3 [6] Memphis L, 64-61

2007-08

F6 at [1] Memphis L, 77-48
M5 [2] Memphis L, 72-55

2008-09

F4 [15] Memphis L, 79-66
M5 at [5] Memphis L, 90-47

2013-14

J4 [17/15] Connecticut * W, 74-65 +
[rv/-] J12 at [12/8] at Louisville * L, 71-63
[rv/rv] F1 [22/22] Memphis * W, 87-72 +
[rv/rv] F1 [7/7] Cincinnati * W, 76-55 +
[rv/rv] F23 at [21/21] Connecticut * W, 64-55 +
[18/18] M5 [11/9] Louisville * L, 84-71
[18/18] M8 at [20/20] Memphis * L, 67-58
* AAC +Wins from 2013-14 later vacated

2014-15

[22/23] N17 at [13/11] Gonzaga L, 72-56
[-/rv] N25 [25/-] Arkansas L, 78-72



2016-17

[r/vr/v] J12	at [22/22] Cincinnati *	L, 66-64
[25/rv] F12	[11/11] Cincinnati *	W, 60-51
[12/15] M12	vs [15/18] Cincinnati ~	W, 71-56
* AAC ~ AAC Tournament (Hartford, Conn. - XL Center)		

2017-18

[-/rv] N23	vs. [2/4] Arizona #	W, 66-60
[-/rv] D2	[14/18] USC	W, 72-55
[r/vr/v] D5	at [20/20] TCU	L, 84-83
[r/vr/v] J7	at [19/20] Cincinnati *	L, 76-56
J17	at [7/4] Wichita State *	W, 83-78
F11	[6/6] Cincinnati *	L, 76-51
F24	[13/12] Wichita State *	L, 84-78
F28	[25/rv] Houston *	L, 69-56
M9	vs [8/8] Cincinnati ~	L, 71-56
# Battle 4 Atlantis (Nassau, Bahamas)		
* AAC ~ AAC Tournament (Orlando, Fla. - Amway Center)		

2018-19

J16	[21/17] Houston *	L, 69-58
F27	[23/22] Cincinnati *	L, 52-49
M7	at [12/12] Houston *	L, 90-79
M15	vs [24/23] Cincinnati ~	L, 82-74
* AAC ~ AAC Tournament (Memphis, Tenn. - FedExForum)		

2019-20

J25	at [20/20] Memphis *	W, 74-70
F15	[20/19] Houston *	W (ot), 73-72
* AAC		

2020-21

J3	[5/5] Memphis *	L, 74-60
J31	at [6/6] Houston *	L, 70-48
* AAC		

2021-22

N12	at [13/12] Oregon	L, 86-63
F9	[6/7] Houston *	W, 85-83
F27	at [14/15] Houston *	L, 75-61
* American Athletic Conference		

2022-23

N11	at [24/25] Dayton	L, 74-62
D10	vs [24/25] TCU =	L, 83-75
J5	at [2/2] Houston *	L, 87-53
F16	[2/2] Houston *	L, 80-65
= Simmons Bank Showdown (Fort Worth, Texas - Dikies Arena)		
* American Athletic Conference		

SMU When Both Teams Ranked

SMU When Both Ranked Since 1954-55

Overall: 8-8 H: 3-2 A: 0-4 N: 5-2 OT: 0-1
[AP] or [AP/Coaches]

1955-56

[8] M16	vs. [17] Houston #	W, 89-74
[8] M17	vs. [16] Oklahoma City #	W, 84-63
[8] M22	vs. [1] San Francisco %	L, 86-68
[8] M23	vs. [13] Temple %^	L, 90-81
# NCAA West Regional (Lawrence, Kan.)		
% NCAA Final Four (Evanston, Ill.)		
^ NCAA Third Place		

1956-57

[4] D21	at [7] Kentucky	L, 73-67
[4] M15	[2] Kansas ~	L (ot), 73-65
[4] M16	[10] Saint Louis ~	W, 78-68
~ NCAA Midwest Regional (Moody Coliseum)		

1958-59

[18] D11	at [2] Kentucky	L, 72-60
----------	-----------------	----------

1984-85

[6] D22	vs. [11] Oklahoma ~	W, 85-76
[4] J13	vs. [5] North Carolina %	W, 84-82
[9] F16	[19] Louisville	W, 72-64
~ Chaminade Classic (Honolulu, Hawaii)		
% Greensboro, N.C.		
# NCAA 2nd Round (Hartford, Conn.)		

2013-14

[18/18] M5	[11/9] Louisville	L, 84-71
[18/18] M8	at [20/20] Memphis	L, 67-58

2014-15

[22/23] N17	at [13/11] Gonzaga	L, 72-56
-------------	--------------------	----------

2016-17

[25/rv] F12	[11/11] Cincinnati *	W, 60-51
[12/15] M12	vs [15/18] Cincinnati	W, 71-56

When Ranked

SMU When Ranked Since 1954-55

Overall: 102-31 H: 54-5 A: 29-19 N: 19-7 OT: 1-2
[AP] or [AP/Coaches]

1955-56

[19] J10	Texas A&M	W, 97-68
[18] J28	TCU	W, 105-64
[17] J31	at Baylor	W, 92-72
[17] F4	at Arkansas	W, 58-53
[15] F7	Texas	W, 109-96
[12] F15	at TCU	W, 26-22
[12] F18	at Texas A&M	W, 92-80
[12] F21	Baylor	W, 89-68
[12] F25	Arkansas	W, 80-72
[9] F28	at Rice	W, 89-75
[9]	at All-Air Force	W, 88-77
[8] M13	vs. Texas Tech ~	W, 68-67
[8] M16	vs. [17] Houston #	W, 89-74
[8] M17	vs. [16] Oklahoma City #	W, 84-63
[8] M22	vs. [1] San Francisco %	L, 86-68
[8] M23	vs. [13] Temple %^	L, 90-81

~ NCAA West Regional (Wichita, Kan.)
NCAA West Regional (Lawrence, Kan.)
% NCAA Final Four (Evanston, Ill.)
^ NCAA Third Place

1956-57

[5] D11	Wichita State	W, 93-70
[5] D15	Xavier (OH)	W, 92-71
[5] D17	Texas Tech	W, 101-72
[4] D21	at [7] Kentucky ~	L, 73-67
[4] D22	vs. Dayton ~	W, 67-59
[7] D27	vs. TCU #	W, 74-65
[7] D28	vs. Texas A&M #	W, 68-46
[7] D29	vs. Arkansas #	W, 64-60
[4] J2	Baylor	W, 79-64
[4] J8	at Texas A&M	W, 62-53
[4] J12	at TCU	W, 79-63
[3] J15	Rice	W, 59-57
[3] J18	at Texas	L, 77-68
[6] F2	Arkansas	W, 69-55
[4] F5	at Baylor	W, 83-76
[4] F9	at Texas Tech	L, 68-67
[6] F12	Texas	W, 79-56
[6] F19	Texas A&M	W, 71-55
[6] F23	at Rice	W, 75-72
[4] F26	TCU	W, 86-75
[4] M2	at Arkansas	W, 87-59
[4] M15	[2] Kansas %	L (ot), 73-65
[4] M16	[10] Saint Louis %	W, 78-68

~ Kentucky Invitational (Lexington, Ky.)
SWC Christmas Tournament (Houston, Texas)
% NCAA Midwest Regional (Moody Coliseum)

1958-59

[18] D11	at [2] Kentucky	L, 72-60
[18] D13	at Vanderbilt	W, 80-72
[20] D17	Oklahoma	W, 59-51
[20] D20	Minnesota	W, 67-58

1984-85

[10] N23	Texas Southern	W, 91-72
[9] D1	NW Louisiana	W, 89-57
[8] D4	at Kentucky	W, 56-54
[8] D8	Centenary	W, 97-79
[7] D14	Idaho	W, 90-71
[7] D15	Oklahoma State	W, 82-65
[7] D17	Campbell	W, 90-70
[6] D19	North Texas State	W, 90-45
[6] D22	vs. [11] Oklahoma ~	W, 85-76
[4] D25	vs. Chaminade ~	L, 71-70
[7] J2	at Rice	W, 58-54
[7] J5	Arkansas	W (ot), 63-60
[4] J9	Baylor	W, 95-63
[4] J11	at Texas A&M	W, 73-60
[4] J13	vs. [5] North Carolina & TCU	W, 84-82
[3] J19	at Texas	W, 74-70
[2] J23	at Texas	W, 54-46
[2] J26	at Texas Tech	L, 64-63
[4] J30	Houston	W, 85-78
[4] F3	Rice	W, 68-52
[4] F6	at Arkansas	L, 69-66
[4] F9	at North Carolina State	L (ot), 82-78
[4] F11	at Baylor	L, 94-90
[9] F13	Texas A&M	W, 81-79
[9] F16	[19] Louisville	W, 72-64
[9] F20	at TCU	L, 72-64
[9] F23	Texas	W, 64-60
[13] F27	Texas Tech	L, 59-54
[13] M3	at Houston	L, 79-76
[20] M8	vs. Houston #	W, 84-72
[20] M9	vs. Arkansas #	L, 68-55

~ Chaminade Classic (Honolulu, Hawaii)
& Greensboro, N.C.
SWC Postseason Classic (Dallas, Texas - Reunion Arena)

2013-14

[23/rv] F14	at Rutgers *	W, 70-56 +
[23/rv] F16	at Temple *	L, 71-64
[23/24] M1	UCF	W, 70-55 +
[18/18] M5	[11/9] Louisville *	L, 84-71
[18/18] M8	at [20/20] Memphis *	L, 67-58
[25/23] M13	vs. Houston ~	L, 68-64

* American Athletic Conference game
~ American Athletic Conference Tournament (Memphis, Tenn. - FedExForum)

+ Wins from 2013-14 later vacated

2014-15

[22/22] N14	Lamar	W, 93-54
[22/23] N17	at [13/11] Gonzaga	L, 72-56
[22/23] N20	at Indiana	L, 74-68
[22/23] N22	Eastern Washington	W, 77-68
[23/23] F5	Cincinnati *	L, 62-54
[23/23] F7	at [rv/v] Tulsa *	W, 68-57
[25/25] F12	at Houston *	W, 75-69
[25/25] F14	Connecticut *	W, 73-55
[21/21] F19	[rv/-] Temple *	W, 67-58
[21/21] F26	at Memphis *	W, 66-57
[21/21] M1	at Connecticut *	L, 81-73
[22/22] M8	[rv/-] Tulsa *	W, 67-62
[20/21] M13	vs. East Carolina ~	W, 74-68
[20/21] M14	vs. Temple ~	W, 69-56
[20/21] M15	at Connecticut ~	W, 62-54
[18/19] M19	vs. UCLA #	L, 60-59

* American Athletic Conference game
~ AAC Tournament (Hartford, Conn. - XL Center)
NCAA Tournament (Louisville, Ky. - KFC Yum! Center)

2015-16

[T-25/-] N29	Brown	W, 77-69
[22/-] D2	at TCU	W, 75-70
[22/-] D5	New Hampshire	W, 98-44
[19/-] D8	Michigan	W, 82-58
[18/-] D16	Nicholls ~	W, 86-42
[18/-] D17	Hampton ~	W, 105-72
[18/-] D22	vs Kent State !	W, 90-74
[18/-] D23	vs [rv/v] Colorado !	W, 70-66
[17/-] D29	at Tulsa *	W, 81-69
[17/-] J2	USF *	W, 72-58
[15/-] J7	[rv/v] Cincinnati *	W, 59-57
[15/-] J10	UCF *	W, 88-73
[10/-] J13	at East Carolina *	W, 79-55
[10/-] J17	at Tulane *	W, 60-45
[8/-] J19	Houston *	W, 77-73
[8/-] J24	at Temple *	L, 89-80
[13/-] J30	Memphis *	W, 80-68
[12/-] F1	at Houston *	L, 71-68
[12/-] F7	at USF *	W, 92-58
[16/-] F10	Tulsa *	L, 82-77
[16/-] F13	[rv/v] Gonzaga	W, 69-60
[21/-] F18	at Connecticut *	L, 68-62
[21/-] F21	East Carolina *	W, 74-63
[24/-] F25	at Memphis *	W, 69-62
[24/-] F28	Tulane *	W, 74-53
[24/-] M3	Connecticut *	W, 80-54
[24/-] M6	at [rv/-] Cincinnati *	L, 61-54

* American Athletic Conference game
~ Continental Tire Las Vegas Classic host rounds (Moody Coliseum)
! Continental Tire Las Vegas Classic (Las Vegas - Orleans Arena)

2016-17

[25/rv] F12	[11/11] Cincinnati *	W, 60-51
[19/23] F15	Tulane *	W, 80-75
[19/23] F18	at Houston *	W, 76-66
[17/21] F25	at Connecticut *	W, 69-61
[14/19] M2	Tulsa *	W, 93-70
[14/19] M4	Memphis *	W, 103-62
[12/15] M10	vs ECU ~	W, 81-77
[12/15] M11	vs UCF ~	W, 70-59
[12/15] M12	vs [15/18] Cincinnati ~	W, 71-56
[11/13] M17	vs [-/rv] USC #	L, 66-65

* American Athletic Conference game
~ AAC Tournament (Hartford, Conn. - XL Center)
NCAA Tournament (Tulsa, Okla. - KFC Yum! Center)



Postseason Tournament Boxscores

#55 Bradley81
SMU79

NCAA West
Semifinal

SMU Mustangs vs. Bradley Braves
March 11, 1955 - Manhattan, Kansas (Ahearn Field House)
NCAA - West Regional - Semifinal

BRADLEY 9-19	fg	fga	ft	fta	reb	pf	pts
Hansen, Jerry	3	11	0	0	12	4	6
Gower, Jack	3	9	2	3	8	5	8
Babetch, Harvey	6	16	6	11	11	3	18
Peterson, Dick	2	7	4	5	5	5	8
Albeck, Stan	5	12	6	7	4	2	16
Dickman, Fred	0	1	0	2	2	0	0
Kent, John	1	4	1	2	3	1	3
Utt, Lee	8	14	6	7	7	3	22
TEAM							5
TOTALS	28	74	25	37	57	23	81
Field Goals	17-40	42.5	11-34	32.4	28-74	37.8	
Free Throws	12-15	80.0	13-22	59.1	25-37	67.6	

SMU 15-10	fg	fga	ft	fta	reb	pf	pts
20 Krog, Joel	5	17	2	5	11	4	12
45 McGregor, Bob	1	1	0	0	0	3	2
16 Scharffenberger, Carl	1	3	2	6	0	1	4
11 Showalter, Larry	2	9	0	10	0	4	4
32 Krebs, Jim	5	16	9	11	15	4	19
31 Miller, Tom	0	4	2	3	0	1	2
44 Barnes, Art	8	20	4	4	4	2	20
24 Mills, Bobby	2	5	3	4	4	4	7
30 Morris, Ron	3	7	3	5	1	3	9
TEAM							3
TOTALS	27	82	25	38	48	22	79
Field Goals	12-39	30.8	15-43	34.9	27-82	32.9	
Free Throws	17-25	68.0	8-13	61.5	25-38	65.8	

Officials: John Frazier, John Morrow

1st		2nd		TOT	
Bradley	46	35	-	81	
SMU	41	38	-	79	

Attendance: 3,500

#55 [16] Tulsa68
SMU(ot) 67

NCAA West
3rd Place

SMU Mustangs vs. Tulsa Golden Hurricane
March 12, 1955 - Manhattan, Kansas (Ahearn Field House)
NCAA - West Regional - 3rd Place Game

TULSA 21-17	fg	fga	ft	fta	reb	pf	pts
38 Duncan, Jim	1	5	3	4	4	2	5
30 Patterson, Bob	13	25	10	12	11	2	36
18 Courter, Dick	4	10	6	6	12	4	14
26 Kruse, Jim	1	1	0	1	0	2	2
36 Yates, John	2	3	0	0	2	3	4
33 Born, Junior	2	9	0	4	2	2	4
Evans, Jerry	0	1	0	0	3	0	0
Hacker, Jerry	1	8	0	0	3	3	2
Stewart, Ernie	0	2	1	3	3	1	1
TEAM							3
TOTALS	24	64	20	29	41	20	68
Field Goals	14-36	38.9	10-28	35.7			
Free Throws	15-20	75.0	5-9	55.6	0-0	n/a	24-64 37.5

1st		2nd		OT			
SMU 15-11	fg	fga	ft	fta	reb	pf	pts
14 Alexander, Nelson	0	1	0	0	1	0	0
20 Krog, Joel	3	6	0	3	11	0	6
45 McGregor, Bob	0	4	2	4	4	1	2
16 Scharffenberger, Carl	1	3	0	1	4	3	2
11 Showalter, Larry	0	2	0	2	1	0	0
32 Krebs, Jim	5	15	5	8	10	4	15
31 Miller, Tom	6	11	1	3	5	2	13
44 Barnes, Art	7	21	6	7	2	9	19
29 Clayton, Bob	0	2	0	0	3	1	0
13 Lee, George	0	0	0	0	0	0	0
24 Mills, Bobby	3	6	4	4	1	0	10
30 Morris, Ron	3	7	4	8	5	3	10
TEAM							1
TOTALS	23	72	21	34	54	17	67
Field Goals	11-38	28.9	12-34	35.3			
Free Throws	10-18	55.6	10-14	71.4	1-2	50.0	21-34 61.8

Officials: John Frazier, John Morrow

1st		2nd		OT		TOT	
Tulsa	43	21	4	-	68		
SMU	33	31	3	-	67		

Attendance: 2,500

#56 Texas Tech67
[8] SMU68

NCAA West
1st Round

SMU Mustangs vs. Texas Tech Red Raiders
March 13, 1956 - Wichita, Kansas (Levitt Arena)
NCAA - West Regional - 1st Round

TEXAS TECH 13-12	fg	fga	ft	fta	reb	pf	pts
Elam, Royce	0	0	0	0	0	0	0
Carpenter, Eugene	10	24	3	4	5	4	23
Scaling, Harry	1	5	4	6	1	2	6
Wilson, Bobby	3	7	2	3	4	1	8
Cummings, Logan	5	7	2	2	3	2	12
Underwood, Ned	3	6	12	14	3	4	18
TEAM							0
TOTALS	22	49	23	29	15	14	67
Field Goals	22-49	44.9					
Free Throws	23-29	79.3					

1st		2nd		TOT			
SMU 24-2	fg	fga	ft	fta	reb	pf	pts
11 Showalter, Larry	2	4	0	0	3	2	4
15 Herscher, Rick	0	0	0	0	2	0	0
20 Krog, Joel	7	17	5	12	1	19	19
32 Krebs, Jim	10	17	2	3	6	4	22
24 Mills, Bobby	4	8	5	6	1	2	13
30 Morris, Ron	2	6	2	3	4	4	6
31 Miller, Tom	0	0	4	4	1	1	4
TEAM							0
TOTALS	25	52	18	22	17	16	68
Field Goals	25-52	48.1					
Free Throws	18-22	81.8					

Officials: Cliff Ogden, Alex George

1st		2nd		TOT	
Texas Tech	35	32	-	67	
SMU	33	35	-	68	

Attendance: 2,000 (unofficial)

#56 [17] Houston74
[8] SMU89

NCAA West
Semifinal

SMU Mustangs vs. Houston Cougars
March 16, 1956 - Lawrence, Kansas (Allen Field House)
NCAA - West Regional - Semifinal

HOUSTON 19-6	fg	fga	ft	fta	reb	pf	pts
44 Evans, Dean	4	9	2	2	3	1	10
52 Foster, Jack	3	7	2	5	5	2	8
48 Helms, Art	4	18	4	5	10	5	12
50 Tucker, Harlow	3	7	0	0	8	3	6
58 Boldewick, Don	3	15	3	5	7	5	9
54 Byrd, Larry	0	0	0	1	0	0	0
34 Dotson, Danny	5	14	0	1	6	4	10
40 Lopez, Lupe	1	1	0	0	2	2	2
30 McEween, Andy	3	7	0	3	3	2	6
32 Sells, Sam	2	4	7	11	4	2	11
TEAM							4
TOTALS	28	82	18	32	50	27	74
Field Goals	11-36	30.6	17-46	37.0	28-82	34.1	
Free Throws	9-16	56.3	9-16	56.3	18-32	56.3	

SMU 25-2	fg	fga	ft	fta	reb	pf	pts
15 Herscher, Rick	0	3	8	10	3	0	8
20 Krog, Joel	0	7	8	10	9	3	8
22 O'Kelley, Herschel	0	1	0	0	1	0	0
16 Scharffenberger, Carl	2	2	0	0	1	0	4
11 Showalter, Larry	4	8	1	4	9	4	9
32 Krebs, Jim	11	28	5	7	14	3	27
45 McGregor, Bob	1	1	0	1	2	1	2
31 Miller, Tom	3	3	1	2	2	3	7
44 Eldridge, Bill	0	1	0	0	1	0	0
13 Lee, George	0	0	0	0	0	0	0
24 Mills, Bobby	3	10	5	6	7	3	11
30 Morris, Ron	4	10	5	6	6	2	13
TEAM							5
TOTALS	28	74	33	46	59	21	89
Field Goals	17-45	37.8	11-29	37.9	28-74	37.8	
Free Throws	13-17	76.5	20-29	69.0	33-46	71.7	

Attendance: 10,000 (unofficial)

1st		2nd		TOT	
Houston	31	43	-	74	
SMU	47	42	-	89	

#56 [16] Oklahoma City63
[8] SMU84

NCAA West
Final

SMU Mustangs vs. Oklahoma City Chiefs
March 17, 1956 - Lawrence, Kansas (Allen Field House)
NCAA - West Regional - Final

OKLA. CITY 20-7	fg	fga	ft	fta	reb	pf	pts
34 Dunbar	0	2	0	0	0	2	0
74 Gilbert	1	1	2	2	1	0	4
11 Griffin	7	14	0	1	3	3	14
59 Holloway	3	7	0	0	5	1	6
33 Lee	2	11	4	7	4	3	8
59 Reed	7	20	7	8	9	4	21
22 Bradshaw	4	8	0	0	5	2	8
35 Jeter	0	4	0	3	2	0	0
25 Juby	0	1	0	0	2	1	0
23 Magana	0	1	0	0	7	3	0
85 Wheeler	1	3	0	0	0	2	2
TEAM							1
TOTALS	25	72	13	21	39	24	63
Field Goals	14-46	30.4	11-26	42.3	25-72	34.7	
Free Throws	6-8	75.0	7-13	53.8	13-21	61.9	

SMU 26-2	fg	fga	ft	fta	reb	pf	pts
15 Herscher, Rick	0	0	2	2	0	0	2
20 Krog, Joel	6	16	10	13	12	2	22
22 O'Kelley, Herschel	0	0	0	0	1	1	0
16 Scharffenberger, Carl	0	1	0	1	0	0	0
11 Showalter, Larry	8	15	4	4	6	1	20
45 McGregor, Bob	0	0	0	0	1	0	0
31 Miller, Tom	1	1	6	8	3	2	8
32 Krebs, Jim	2	10	3	4	8	4	7
44 Eldridge, Bill	0	1	0	1	0	0	0
13 Lee, George	0	1	1	2	0	0	1
24 Mills, Bobby	4	6	6	7	2	0	14
30 Morris, Ron	4	5	2	3	5	1	10
TEAM							5
TOTALS	25	56	34	44	12	14	84
Field Goals	16-33	48.5	9-23	39.1	25-56	44.6	
Free Throws	12-15	80.0	22-29	75.9	34-44	77.3	

Attendance: 9,000 (unofficial)

1st		2nd		TOT	
Oklahoma City	34	29	-	63	
SMU	44	40	-	84	

#56 [8] SMU68
[1] San Francisco86

NCAA Final Four
Semifinal

SMU Mustangs vs. San Francisco Dons
March 22, 1956 - Evanston, Illinois (McGraw Hall)
NCAA - Final Four - National Semifinal

SAN FRANCISCO 28-0	fg	fga	ft	fta	reb	pf	pts
19 Boldt, Carl	3	7	1	2	3	3	7
Farmer, Mike	11	18	4	6	10	4	26
18 Preseau, Mike	1	3	0	0	0	2	2
21 King, Jack	0	0	0	0	0	0	0
6 Russell, Bill	8	21	1	2	23	3	17
23 Perry, Hal	6	14	2	3	4	1	14
Brown, Gene	5	14	2	5	8	1	12
11 Baxter, Warren	4	5	0	0	1	2	8
8 Bush, Bill	0	0	0	0	0	0	0
TOTALS	38	82	10	18	49	16	86
Field Goals	38-82	46.3					
Free Throws	10-18	55.6					

SMU 26-3	fg	fga	ft	fta	reb	pf	pts
11 Showalter, Larry	4	9	0	2	1	8	8
20 Krog, Joel	3	9	0	1	12	3	

'65 Wichita State .86 NCAA Midwest
SMU .81 Semifinal

SMU Mustangs vs. Wichita State Shockers
March 12, 1965 - Manhattan, Kansas (Ahearn Field House)
NCAA - Midwest Regional - Semifinal

WICHITA ST. 20-7

	fg	fga	ft	fta	reb	pf	pts
4 Smith, Vernon	3	9	3	3	4	4	9
32 Thompson	8	22	2	3	7	3	18
54 Leach, Dave	4	13	3	6	8	4	11
24 Criss, John	4	6	1	2	4	9	9
30 Pele, Kelly	12	16	7	12	12	4	31
20 Reed	2	4	3	5	7	3	7
40 Nosich	0	2	0	0	1	1	0
10 Davis, Gerald	0	0	1	1	0	0	1
TEAM					6		
TOTALS	33	72	20	31	47	23	86
	1st	pct	2nd	pct	game	pct	
Field Goals	17-45	37.8	16-27	59.3	33-72	45.8	
Free Throws	9-16	56.3	11-15	73.3	20-31	64.5	

SMU 16-10

	fg	fga	ft	fta	reb	pf	pts
32 Smith, Jim	3	6	0	0	3	0	6
33 Ward, Bill	6	4	7	5	3	10	18
25 Hooser, Carroll	9	16	2	3	9	5	20
15 Holman, Denny	3	10	2	2	5	8	8
23 Beasley, Charles	7	16	4	6	3	18	18
11 Begert, Bob	5	8	6	10	9	4	16
10 Wendorf, Hank	1	3	1	2	3	3	3
14 Carpenter, Bobby	0	0	0	0	1	0	0
TEAM					6		
TOTALS	31	65	19	28	46	25	81
	1st	pct	2nd	pct	game	pct	
Field Goals	13-33	39.4	18-32	56.3	31-65	47.7	
Free Throws	15-20	75.0	4-8	50.0	19-28	67.9	

Wichita State 86, SMU 16
 Officials: Ruby Marich, Robert Korte
 Attendance: 10,500

'65 SMU .89 NCAA Midwest
Houston .87 3rd Place

SMU Mustangs vs. Houston Cougars
March 13, 1965 - Manhattan, Kansas (Ahearn Field House)
NCAA - Midwest Regional 3rd Place Game

SMU 17-10

	fg	fga	ft	fta	reb	pf	pts
33 Ward, Bill	4	13	3	7	9	4	11
32 Smith, Jim	4	9	4	5	9	3	12
25 Hooser, Carroll	11	18	5	8	22	5	27
15 Holman, Denny	3	8	2	3	4	8	8
23 Beasley, Charles	6	13	7	8	3	0	19
11 Begert, Bob	1	2	6	10	5	8	8
10 Wendorf, Hank	0	0	1	1	0	1	0
35 Marsh, Wilbur	1	3	0	0	0	2	2
14 Carpenter, Bobby	1	2	0	0	0	1	2
34 Jones, Bob	0	0	0	0	0	0	0
31 Ramsay, John	0	0	0	0	0	0	0
TEAM					7		
TOTALS	31	69	27	42	59	24	89
	1st	pct	2nd	pct	game	pct	
Field Goals	16-41	39.0	15-28	53.6	31-69	44.9	
Free Throws	15-23	65.2	12-19	63.2	27-42	64.3	

HOUSTON 19-10

	fg	fga	ft	fta	reb	pf	pts
14 Ballard, Wayne	9	16	0	1	4	4	14
42 Jones, Jim	3	7	1	1	7	5	7
30 Lentz, Leary	2	8	2	3	9	3	6
22 Hamood, Joe	10	22	3	5	5	1	23
33 Margenthaler	8	15	1	2	3	4	17
40 Apolakis, Richard	2	7	6	8	5	10	10
12 Grider, Gary	1	2	0	1	2	0	2
20 Winch, Eddie	1	4	0	0	3	1	2
34 Perry, Lou	0	0	2	2	1	0	2
00 Palmquist, Tim	0	2	4	7	1	4	4
50 Arning, Ben	0	0	0	0	0	0	0
TEAM					11		
TOTALS	34	83	19	30	54	28	87
	1st	pct	2nd	pct	game	pct	
Field Goals	18-47	38.3	16-36	44.4	34-83	41.0	
Free Throws	14-18	77.8	5-12	41.7	19-30	63.3	

SMU 89, Houston 87
 Officials: Ernie Filiberti, Rudy Marich
 Attendance: 12,500

'66 [4] Kansas .76 NCAA Midwest
SMU .70 Semifinal

SMU Mustangs vs. Kansas Jayhawks
March 11, 1966 - Lubbock, Texas (Lubbock Memorial Coliseum)
NCAA - Midwest Regional - Semifinal

KANSAS 23-3

	fg	fga	ft	fta	reb	pf	pts	a*
Franz, Albert	9	15	1	2	5	5	19	2
31 Lopes, Albert	4	10	3	5	5	11	0	0
13 Wesley, Walter	9	17	5	8	12	2	23	1
15 White, Jo	4	17	2	7	4	10	6	0
Lewis, Delvin	4	12	1	1	7	1	9	2
35 Bonnenstiel, Roger	1	6	0	0	7	1	2	0
32 Lochmann, Riney	1	4	0	1	6	2	2	0
TEAM					4			
TOTALS	32	81	12	17	53	20	76	11
	1st	pct	2nd	pct	game	pct		
Field Goals	19-42	45.2	13-39	33.3	32-81	39.5		
Free Throws	8-11	72.7	4-6	66.7	12-17	70.6		

SMU 16-9

	fg	fga	ft	fta	reb	pf	pts	a*
11 Begert, Bob	4	10	4	7	9	4	12	4
23 Beasley, Charles	5	13	7	9	9	2	17	2
25 Hooser, Carroll	10	20	2	4	7	4	22	1
15 Holman, Denny	3	8	0	1	1	6	4	0
34 Jones, Bob	2	3	0	0	1	4	0	0
31 Ramsay, John	2	5	1	1	3	2	5	1
35 Higginbotham, John	1	2	2	2	1	0	4	0
TEAM					4			
TOTALS	27	61	16	24	43	14	70	12
	1st	pct	2nd	pct	game	pct		
Field Goals	18-31	58.1	9-30	30.0	27-61	44.3		
Free Throws	10-13	76.9	6-11	54.5	16-24	66.7		

Kansas 76, SMU 16
 Officials: Larry Varnell, Ruby Marich
 Attendance: 8,000

'66 [7] Cincinnati .84 NCAA Midwest
SMU .89 3rd Place

SMU Mustangs vs. Cincinnati Bearcats
March 12, 1966 - Lubbock, Texas (Lubbock Memorial Coliseum)
NCAA - Midwest Regional - 3rd Place Game

CINCINNATI 21-7

	fg	fga	ft	fta	reb	pf	pts	a*
Rolles, Don	6	15	6	7	6	2	18	7
Howard, John	5	9	2	7	3	11	11	1
Krick, Ron	1	0	0	1	2	2	0	0
West, Roland	4	17	4	6	12	12	3	0
Foster, Dean	5	10	0	0	3	0	10	0
Rolf, Mike	2	5	3	4	2	2	7	0
Couzins, Jerry	1	3	0	0	1	2	0	0
Calloway, Ken	6	7	0	0	3	12	1	0
Weidner, Paul	3	5	0	0	3	6	0	0
Biedenbahn, Tom	2	2	0	0	1	0	4	0
TEAM					2			
TOTALS	35	74	14	19	37	18	84	18
	1st	pct	2nd	pct	game	pct		
Field Goals	15-35	42.9	20-39	51.3	35-74	47.3		
Free Throws	11-13	84.6	3-6	50.0	14-19	73.7		

SMU 20-5

	fg	fga	ft	fta	reb	pf	pts	a*
11 Begert, Bob	7	11	4	5	7	4	18	1
23 Beasley, Charles	2	12	4	5	3	0	8	8
25 Hooser, Carroll	8	11	5	6	8	4	21	3
15 Holman, Denny	12	13	1	1	2	0	25	1
31 Ramsay, John	2	5	1	1	6	2	5	1
35 Higginbotham, John	4	9	4	4	9	12	0	0
34 Jones, Bob	0	1	0	0	3	0	0	0
TEAM					2			
TOTALS	35	62	19	22	37	15	89	14
	1st	pct	2nd	pct	game	pct		
Field Goals	18-36	50.0	17-26	65.4	35-62	56.5		
Free Throws	14-17	82.4	5-5	100.0	19-22	86.4		

Cincinnati 84, SMU 20
 Officials: Larry Varnell, Ernie Filiberti
 Attendance: 8,100

'67 [2] Louisville .81 NCAA Midwest
SMU .83 Semifinal

SMU Mustangs vs. Louisville Cardinals
March 17, 1967 - Lawrence, Kansas (Allen Field House)
NCAA - Midwest Regional - Semifinal

LOUISVILLE 23-4

	fg	fga	ft	fta	reb	pf	pts	a*
32 King, Jerry	10	13	0	2	8	3	20	5
14 Beard, Butch	6	15	2	7	9	2	14	5
31 Unsel, Wesley	8	14	2	2	12	4	18	2
20 Gilbert, Dave	2	8	0	0	3	1	4	2
25 Holden, Fred	11	17	1	2	3	2	23	4
11 Deeken, Denny	1	1	0	1	0	2	0	0
22 Liedtke, Joe	0	0	0	0	1	0	0	0
TEAM					7			
TOTALS	38	68	5	14	43	18	81	18
	game	pct						
Field Goals	38-68	55.9						
Free Throws	5-14	35.7						

SMU 20-5

	fg	fga	ft	fta	reb	pf	pts	a*
11 Begert, Bob	7	10	2	2	9	2	16	1
23 Beasley, Charles	4	13	1	2	4	3	9	1
25 Phillips, Lynn	8	14	2	8	6	0	18	2
34 Jones, Bob	3	6	0	0	1	2	6	1
15 Holman, Denny	13	21	4	4	5	2	30	2
40 Voight, Bill	2	6	0	0	4	2	4	1
TEAM					4			
TOTALS	37	70	9	16	33	11	83	8
	game	pct						
Field Goals	37-70	52.9						
Free Throws	9-16	56.3						

Officials: Joe Frivaldsky, Ernest Filiberti
 Attendance: 16,250
 Louisville 81, SMU 83

'67 SMU .75 NCAA Midwest
[7] Houston .83 Final

SMU Mustangs vs. Houston Cougars
March 18, 1967 - Lawrence, Kansas (Allen Field House)
NCAA - Midwest Regional - Final

SMU 20-6

	fg	fga	ft	fta	reb	pf	pts	a*
11 Begert, Bob	3	11	5	5	3	11	2	11
23 Beasley								

'85 #12 Old Dominion .68 NCAA East
#5 SMU .85 1st Round

SMU Mustangs vs. Old Dominion Monarchs
March 14, 1985 - Hartford, Connecticut (Hartford Civic Center)
NCAA - East Regional - 1st Round

OLD DOMINION 19-12

	fg	fga	ft	fta	of	de	reb	pf	pts	a	to	bk	s	min
Davis, Kenny	F	14	22	4	4	5	10	4	32	3	1	0	2	35
Gattison, Mark	F	5	15	1	2	5	10	4	11	2	1	0	0	32
55 Hanley, Clarence	C	2	6	1	2	1	2	3	4	5	1	0	0	21
15 Smith, Frank	C	1	5	1	2	0	1	1	3	8	1	0	1	37
24 Thomas, Keith	G	2	13	0	0	4	5	2	4	1	2	0	1	24
20 Smith, Charlie	G	4	9	1	2	0	2	0	9	2	1	0	1	17
21 Charles, Sylvester	G	2	5	0	0	1	2	0	4	1	0	1	0	20
22 Wade, Ronnie	G	0	0	0	0	0	0	0	0	0	0	0	0	4
30 Lambert, Horace	G	0	1	0	0	0	1	2	0	0	0	0	0	6
30 White, Matt	G	0	0	0	0	0	0	0	0	0	0	0	0	1
33 Trax, Steve	G	0	1	0	0	0	0	0	0	0	0	0	0	1
34 Facka, Fred	G	0	0	0	0	0	0	0	0	0	0	0	0	1
35 Tolson, Darryl	G	0	0	0	0	0	0	0	0	0	0	0	0	1
TEAM														
TOTALS		30	77	8	13	16	38	18	68	20	6	0	6	200
	1st	pct	2nd	pct	game	pct	deadb							
Field Goals	12-33	36.4	18-44	40.9	30-77	39.0	rebs							
Free Throws	4-7	57.1	4-6	66.7	8-13	61.5	2							

SMU 23-10

	fg	fga	ft	fta	of	de	reb	pf	pts	a	to	bk	s	min	
22 Pink, Reginald	F	0	0	0	0	2	2	1	0	0	0	0	0	4	
54 Davis, Larry	F	8	14	1	5	10	15	1	17	2	1	0	2	37	
53 Koncak, Jon	C	8	14	1	6	5	11	4	17	1	2	3	0	27	
20 Moore, Butch	C	6	8	2	4	0	2	2	14	10	3	0	0	34	
44 Wright, Carl	G	8	16	2	0	3	3	1	18	7	4	0	2	34	
42 Lewis, Kevin	G	1	3	0	0	0	2	2	2	1	5	0	0	21	
11 Fuller, Johnny	G	0	0	0	0	0	0	0	0	0	0	0	0	3	
33 Williams, Terry	G	7	7	1	2	1	5	6	15	2	0	0	0	14	
25 Johnson, Scott	G	0	2	2	2	0	0	1	2	1	2	1	0	21	
32 Briggs, John	G	0	0	0	0	0	1	1	0	0	0	0	0	1	
23 Thomas, Terry	G	0	0	0	0	0	0	0	0	0	0	0	0	1	
35 Winborn, Coyle	G	0	0	0	0	0	0	0	0	0	0	0	0	1	
43 Cozart, Alan	G	0	0	0	0	0	0	0	0	0	0	0	0	1	
52 Puddy, Glenn	G	0	0	0	0	0	0	0	0	0	0	0	0	1	
TEAM															
TOTALS		38	64	9	17	12	30	44	13	85	22	3	5	200	
	1st	pct	2nd	pct	game	pct	deadb								
Field Goals	17-29	58.6	21-35	60.0	36-64	56.3	rebs								
Free Throws	2-4	50.0	7-13	53.8	9-17	52.9	2								
Fast Break Pts:	ODU 7, SMU 15; Pts Off Turnovers:	ODU 14, SMU 9	Attendance: 10,246												
Old Dominion	28	40	-	68											
SMU	36	49	-	85											

'85 #5 SMU .57 NCAA East
#4 [14] Loyola (Ill.) .70 2nd Round

SMU Mustangs vs. Loyola-Illinois Ramblers
March 16, 1985 - Hartford, Connecticut (Hartford Civic Center)
NCAA - East Regional - 2nd Round

SMU 23-10

	fg	fga	ft	fta	of	de	reb	pf	pts	a	to	bk	s	min	
22 Pink, Reginald	F	0	2	0	0	1	1	0	0	0	1	0	0	13	
54 Davis, Larry	F	7	13	0	0	1	5	6	21	4	1	2	0	31	
53 Koncak, Jon	C	8	12	3	4	2	7	9	31	2	3	1	0	32	
20 Moore, Butch	C	1	4	0	0	2	4	6	5	2	6	3	0	30	
44 Wright, Carl	G	6	16	2	2	2	4	4	33	5	5	0	2	36	
42 Lewis, Kevin	G	1	2	0	0	1	3	4	2	1	1	0	0	18	
25 Johnson, Scott	G	0	1	0	0	0	1	1	0	0	0	0	0	12	
33 Williams, Terry	G	2	8	1	2	3	2	5	15	1	0	0	1	17	
11 Fuller, Johnny	G	1	1	0	0	0	0	0	2	2	2	0	0	11	
TEAM															
TOTALS		26	59	5	8	11	25	43	19	57	18	16	3	200	
	1st	pct	2nd	pct	game	pct	deadb								
Field Goals	13-32	40.6	13-27	48.1	26-59	44.1	rebs								
Free Throws	4-6	66.7	1-2	50.0	5-8	62.5	1								
Fast Break Points:	2	Points Off Turnovers:	6	Attendance: 14,897 (sellout)											

LOYOLA (Ill.) 27-5

	fg	fga	ft	fta	of	de	reb	pf	pts	a	to	bk	s	min	
21 Hughes, Alfredrick	F	7	19	0	0	2	4	6	3	14	1	1	2	39	
44 Battle, Eric	F	5	13	2	3	1	2	3	12	2	0	0	3	31	
41 Moore, Andre	C	3	9	2	3	6	4	10	8	0	0	2	0	39	
4 Williams, Greg	G	4	7	2	2	2	4	2	10	7	0	0	1	39	
11 Golston, Carl	G	6	14	8	10	4	4	1	20	5	2	0	0	39	
25 Cenar, Mike	G	2	4	0	0	2	1	3	4	0	1	0	1	9	
32 Clark, Bobby	G	0	0	0	0	0	0	0	0	0	0	0	0	1	
35 Young, Ivan	G	1	1	0	0	0	0	0	1	0	0	0	0	1	
42 Klusendorf, Dave	G	1	1	0	0	0	0	0	2	0	0	0	0	1	
45 Brooks, Nathan	G	0	0	0	0	0	1	1	0	0	0	0	0	1	
TEAM															
TOTALS		28	68	14	18	13	36	13	70	16	5	3	7	200	
	1st	pct	2nd	pct	game	pct	deadb								
Field Goals	14-37	37.8	14-31	45.2	28-68	41.2	rebs								
Free Throws	3-4	75.0	11-14	78.6	14-18	77.8	0								
Fast Break Points:	9	Points Off Turnovers:	17	Officials: Dibler, Rick Wulkow, Ron Zetcher											

Officials: Dabler, Rick Wulkow, Ron Zetcher
Technical Fouls: none
Attendance: 14,897 (sellout)

SMU 30 27 - 57
Loyola 31 39 - 70

'86 SMU .63 NIT
Brigham Young .67 1st Round

SMU Mustangs vs. Brigham Young Cougars
March 13, 1986 - Provo, Utah (Marriott Center)
National Invitation Tournament (NIT) - 1st Round

SMU 18-11

	fg	fga	ft	fta	of	de	reb	pf	pts	a	to	bk	s	min
Fuller, Johnny	F	3	5	1	2	6	2	7	2	2	0	0	0	24
Moore, Butch	F	3	9	3	6	3	0	9	6	2	0	0	0	34
Armstrong, Kato	G	0	0	0	0	0	0	1	0	0	0	0	0	2
Thomas, Terry	G	0	0	0	0	0	2	0	0	0	0	0	0	2
Johnson, Scott	G	1	5	0	1	1	2	2	2	2	0	0	0	19
Williams, Terry	G	4	6	0	2	5	8	2	2	2	0	0	0	28
Colborn, John	G	4	6	0	0	6	4	8	0	1	0	1	0	37
Winborn, Coyle	G	0	0	0	0	0	0	0	0	0	0	0	0	1
Lewis, Kevin	G	11	19	5	6	1	17	0	27	2	0	2	0	39
Puddy, Glenn	G	1	1	0	0	4	5	2	2	0	1	1	1	12
Perdue, Vernon	G	0	0	0	0	1	1	0	0	0	0	0	0	2
TEAM														
TOTALS		27	51	9	17	24	23	63	13	13	1	4	0	200
	game	pct	2nd	pct	game	pct	deadb							
Field Goals	27-51	52.9					rebs							
Free Throws	9-17	52.9					3							

BYU 17-13

	fg	fga	ft	fta	of	de	reb	pf	pts	a	to	bk	s	min
Wade, Brent	F	0	0	0	0	0	0	0	0	0	0	0	0	0
Jackson, Eric	F	0	0	0	0	0	0	0	0	0	0	0	0	0
Webb, Richie	F	7	10	4	4	1	4	18	4	2	0	5	0	40
Chatman, Jeff	G	2	10	6	10	6	3	10	0	1	0	0	0	32
Capener, Bob	G	4	12	1	2	2	0	9	6	1	0	1	0	40
Stephenson, Brent	G	2	2	0	2	2	4	1	0	0	0	0	0	16
Humphreys, Greg	G	0	0	0	0	1	1	0	0	0	0	0	0	4
Baxter, Kurt	G	0	0	0	0	0	0	0	0	0	0	0	0	0
Gnelling, Tom	G	6	12	8	12	3	20	0	2	0	1	0	0	40
Pollard, Alan	G	1												

'00 SMU64 NIT
SW Missouri State77 1st Round

SMU Mustangs vs Southwest Missouri State Bears
March 16, 2000 - at Springfield, Mo. (Hammons Student Center)
National Invitation Tournament (NIT) - 1st Round
SMU 21-9

#	Player	fg	ft	tr	bl	st	pts	reb	ast	blk	s	min					
##	Sasser, Jerry	1	8	0	3	4	1	3	4	1	5	2	0	1	28		
34	Davis, Willie	2	10	0	1	1	6	6	7	13	3	5	1	1	0	29	
43	Floyd, DeWayne	6	12	0	2	3	5	5	6	11	2	15	0	1	0	30	
44	Hancock, Damon	4	9	0	3	1	2	2	1	3	3	9	1	1	0	23	
23	Woods, Stephen	4	11	3	10	0	0	1	1	3	11	0	1	0	0	28	
03	Bratton, Renaldo	0	0	1	0	0	0	1	1	0	0	0	0	0	0	5	
12	Anderson, Anthony	0	3	0	3	1	2	0	0	1	1	1	0	0	0	2	6
13	Ross, Quinton	5	10	1	4	2	2	5	3	8	1	13	2	1	1	27	
20	Nabity, Tom	1	1	1	0	0	0	0	0	0	0	3	0	0	0	0	1
33	Kelley, J'Quan	0	0	0	0	0	0	0	1	1	0	0	0	0	0	0	9
45	Broer, Copley	0	0	0	0	0	0	0	0	0	0	2	0	0	0	0	1
54	Fornash, Jon	0	3	0	0	0	0	0	0	0	0	3	0	0	1	0	8
TEAM																	2
Totals		23	68	5	28	13	25	20	26	46	18	64	7	6	1	6	200
TOTAL FG%	1st Half:	12-39	30.8%	2nd Half:	11-29	37.9%	Game:	33.8%	DEAD								
3-Pt. FG%	1st Half:	3-15	20.0%	2nd Half:	2-13	15.4%	Game:	17.9%	REBS								
F Throw %	1st Half:	4-10	40.0%	2nd Half:	9-15	60.0%	Game:	52.0%	REBS								6

SW Missouri St 23-10

#	Player	fg	ft	tr	bl	st	pts	reb	ast	blk	s	min						
##	Ron BRUTON	3	8	0	0	2	5	2	7	4	8	0	1	0	0	23		
33	Allen PHILLIPS	7	13	3	6	6	6	2	6	8	1	23	4	0	0	0	32	
20	Scott BRAKEBERRY	8	12	1	1	2	3	4	6	8	1	19	1	1	2	30		
12	William FONTLEROY	4	9	4	0	2	0	2	2	2	10	5	2	0	0	1	32	
24	Kevin AULT	3	10	2	9	0	1	0	2	2	2	8	1	2	0	1	28	
00	Matt ENGSTROM	0	0	1	0	0	0	0	0	0	0	0	0	0	0	0	1	28
21	Eric JUDD	1	3	1	2	0	0	1	2	3	1	3	2	0	0	0	1	16
25	Charles GAINES	1	2	0	0	0	0	1	2	3	1	2	0	0	0	0	0	10
30	Kurt SPURGEON	0	1	0	0	0	0	0	0	0	0	0	0	0	0	0	0	1
32	Nic WRIGHT	0	0	0	0	0	0	0	0	0	0	0	0	0	0	0	0	1
34	Brian GEORGE	0	1	0	0	0	0	1	0	1	0	0	0	0	0	0	0	1
35	Travis WALKER	0	0	0	0	0	0	0	1	1	0	0	0	0	0	0	0	2
50	Matt RUTER	2	9	0	0	0	0	3	7	10	2	4	1	2	0	0	0	23
TEAM																		2
Totals		29	69	9	24	10	14	17	48	13	77	14	8	2	4	200		
TOTAL FG%	1st Half:	18-36	50.0%	2nd Half:	11-33	33.3%	Game:	42.0%	DEAD									
3-Pt. FG%	1st Half:	5-11	45.5%	2nd Half:	4-13	30.8%	Game:	37.5%	REBS									
F Throw %	1st Half:	2-2	100%	2nd Half:	8-12	66.7%	Game:	71.4%	REBS								1	

Officials: Ron Zetcho, Winston Smith, Kelly Self Technical fouls: None. Attendance: 6064
Score by Periods 1st 2nd Total
SMU 31 33 64
SW Missouri State 43 34 77
Pis off turnovers-SMU 11, SMS 6. 2nd chance pts-SMU 17, SMS 19. Bench pts-SMU 19, SMS 9.
Score tied-1 time. Last FG-SMU 2nd-00:14. Last FG-SMU 2nd-00:34.
Largest lead-SMU by 1st-10:16. SMS by 19-2nd-14:17.

SPRINGFIELD, Mo. --- SMU fell 77-64 at SW Missouri State in the opening round of the NIT. SMU (21-9) controlled the boards early and held a 23-21 lead with 10:11 remaining in the half as the two teams exchanged the lead six different times. SW Missouri State (23-10) tied the game at 23-23 with 8:45 remaining and took the lead for good on Eric Judd's 3-pointer - leading 43-31 at the half. SMU opened the second half with an 11-5 run to cut the lead to six, but the Bears responded with a 13-0 run over the next 2:14 behind four 3-pointers to push the lead back to 19. DeWayne Floyd recorded his third double-double of the season with a team-high 15 points to go with 11 rebounds, and Quinton Ross added 13 points in the loss. Willie Davis, who was named MVP of the Pizza Hut Classic after scoring 25 points in the championship game against the Bears, led SMU with 13 rebounds.

'11 SMU57 CITT
Northern Iowa50 Quarterfinal

SMU Mustangs at Northern Iowa Panthers
March 21, 2011 - at Cedar Falls, Iowa (McLeod Center)
Collegiansider.com Tournament (CIT) - Quarterfinal

SMU 20-14

#	Player	fg	ft	tr	bl	st	pts	reb	ast	blk	s	min					
01	MANGRUM, Collin	4	8	2	4	1	2	0	3	3	11	3	0	0	34		
12	SAMARRIPPAS, Jeremiah	2	4	0	1	1	2	0	2	2	2	5	1	2	0	29	
22	WALKER, Mike	1	4	1	4	4	0	2	2	2	7	2	2	1	0	30	
24	NYAKUNDI, Robert	4	8	3	5	0	0	1	1	3	11	2	0	1	0	25	
42	DIA, Papa	6	11	1	5	7	0	4	7	21	3	17	1	4	2	38	
00	CLINKSCALES, Rodney	0	0	0	0	0	0	0	0	0	0	0	0	0	0	10	
02	HAYNES, Justin	1	1	0	0	1	4	0	1	2	3	1	2	0	0	11	
13	PATSEVICH, Alaksei	1	2	1	1	0	0	0	0	0	0	3	0	0	0	2	10
30	HARP, Ryan	0	0	0	0	0	0	0	0	2	0	0	0	1	0	1	13
TEAM																	1
Totals		19	38	7	16	12	19	5	28	33	17	12	12	5	2	200	
TOTAL FG%	1st Half:	12-21	57.1%	2nd Half:	7-17	41.2%	Game:	50.0%	DEAD								
3-Pt. FG%	1st Half:	3-8	37.5%	2nd Half:	4-8	50.0%	Game:	43.8%	REBS								
F Throw %	1st Half:	4-6	66.7%	2nd Half:	8-13	61.5%	Game:	63.2%	REBS								3

Northern Iowa 20-14

#	Player	fg	ft	tr	bl	st	pts	reb	ast	blk	s	min					
11	Ahleberg, Kwadwo	6	16	2	7	4	1	3	4	2	18	1	2	0	0	33	
13	Moran, Johnny	2	8	1	0	0	0	2	2	6	5	1	0	1	1	34	
20	Koch, Jake	3	7	4	3	1	2	2	11	0	1	0	1	0	0	27	
33	Pelt, Austin	1	0	0	2	2	0	0	0	2	4	0	0	0	1	7	
52	James, Anthony	1	6	0	2	4	5	2	4	6	3	6	2	2	0	30	
40	Rank, Chip	1	2	0	0	2	2	1	2	2	4	0	0	0	0	1	3
21	Morrison, Matt	0	0	0	0	0	0	0	0	0	0	0	0	0	0	0	2
22	Durham, Kevin	0	0	0	2	0	0	0	1	2	0	0	0	0	0	0	22
23	Sonnen, Marc	0	3	0	4	2	4	3	6	2	2	3	0	0	0	0	29
34	Lange, Tyler	0	0	0	0	0	0	1	1	0	0	0	0	0	0	0	3
TEAM																	1
Totals		14	51	5	25	17	20	13	17	30	19	50	7	5	0	6	200
TOTAL FG%	1st Half:	7-25	28.0%	2nd Half:	7-26	26.9%	Game:	27.5%	DEAD								
3-Pt. FG%	1st Half:	4-14	28.6%	2nd Half:	1-11	9.1%	Game:	20.0%	REBS								
F Throw %	1st Half:	5-6	83.3%	2nd Half:	12-14	85.7%	Game:	85.0%	REBS								1

Officials: Terry Oglesby, Jim Schipper, Kipp Kessinger Technicals: None. Attendance: 3968
Score by Periods 1st 2nd Total
SMU 31 26 57
Northern Iowa 23 27 50
Points in the paint-SMU 12, NI 8. Points off turnovers-SMU 0, NI 9. 2nd chance points-SMU 5, NI 12.
Fast break points-SMU 0, NI 0. Bench pts-SMU 6, NI 6. Score tied-0 times. Lead changed-4 times.
Last FG-SMU 2nd-01:17, NI 2nd-00:20. Largest lead-SMU by 13-2nd-14:15, NI by 4-1st-17:18.

CEDAR FALLS, Iowa (SMU) - Papa Dia had 17 points and grabbed a career-high 21 rebounds as SMU defeated Northern Iowa 57-50 in the quarterfinal round of the CIT. Dia had 16th double-double of the season and 29th of his career. The senior had 15 points and 12 rebounds heading in to the half. His 21 boards were the most by a Mustang since Jon Koncak collected 21 rebounds in 1985. Collin Mangrum and Robert Nyakundi added 11 points each. Mangrum also had three rebounds and five assists, while Nyakundi went 3-of-5 from behind the arc to extend his new school record of 3FG made in a season to 93. After falling behind in the opening minutes, the Mustangs regained the lead 4:26 in to the game and never looked back. SMU has won three postseason games in the same year for just the second time in school history (1956 team went to 2nd to advance to the NCAA Final Four). The Mustangs outbounded Northern Iowa 30-24, and turned in their best defensive effort of the season. They held the Panthers to 14-for-51 from the field - 5-of-25 from beyond the arc - while Ahleberg led Northern Iowa with 18 points.

'11 Oral Roberts57 CITT
SMU64 (ot) 64 1st Round

SMU Mustangs vs Oral Roberts Golden Eagles
March 16, 2011 - at Dallas, Texas (Moody Coliseum)
Collegiansider.com Tournament (CIT) - 1st Round

Oral Roberts 19-16

#	Player	fg	ft	tr	bl	st	pts	reb	ast	blk	s	min					
##	ROUNDTREE, Steven	1	3	0	0	3	4	1	2	3	4	5	2	0	1	12	
32	BELL-HOLTER, Damen	4	9	0	3	2	2	4	3	7	10	2	4	1	1	30	
45	MORRISON, Dominique	8	14	1	2	4	7	1	7	8	3	21	1	1	0	45	
02	PEARSON, Rodrick	2	3	0	0	0	0	1	2	3	3	4	1	4	0	20	
13	NIU, Warren	5	20	3	9	0	0	5	6	3	13	1	1	1	1	41	
06	MORTON, Tim	0	0	0	0	0	0	1	2	0	0	0	0	0	0	13	
12	HOLDMAN, Ken	1	3	0	1	0	0	1	3	4	2	2	4	1	1	39	
25	STOKES, Kyrion	1	3	0	1	0	0	1	1	2	0	1	0	0	0	25	
TEAM																	1
Totals		22	56	4	16	9	13	10	24	34	23	57	11	17	3	5	225
TOTAL FG%	1st Half:	9-24	37.5%	2nd Half:	11-25	44.0%	Game:	38.3%	DEAD								
3-Pt. FG%	1st Half:	1-8	12.5%	2nd Half:	3-7	42.9%	Game:	25.0%	REBS								
F Throw %	1st Half:	3-6	50.0%	2nd Half:	5-5	100%	Game:	69.2%	REBS								3

SMU 19-14

#	Player	fg	ft	tr	bl	st	pts	reb	ast	blk	s	min					
24	NYAKUNDI, Robert	5	8	1	1	4	0	4	4	3	15	0	0	0	31		
30	HARP, Ryan	1	1	0	0	4	0	3	3	0	6	0	0	0	1	19	
12	WALKER, Mike	2	1	1	1	2	0	2	3	6	2	0	1	1	38		
04	SAMARRIPPAS, Jeremiah	2	6	0	0	0	1	0	1	0	4	3	5	0	3	38	
22	WALKER, Mike	3	6	0	0	2	2	0	2	2	4	8	3	0	0	1	34
00	CLINKSCALES, Rodney	0	1	0	1	0	0	0	0	0	0	0	0	0	0	6	
02	HAYNES, Justin	2	3	0	0	3	5	0	0	1	7	1	3	0	2	16	
13	PATSEVICH, Alaksei	0	0	1	1	1	1	0	0	2	1	1	0	0	1	10	
42	DIA, Papa	7	16	0													

'14 #8 UC Irvine54 NIT
#1 [-/RV] SMU68 First Round (32)

3/19/14 8:05 p.m. at Dallas, Texas (Moody Coliseum) - NIT First Round (Win later vacated)

UC Irvine 23-12

##	Player	fg		3-pt		rebounds				pf	a	to	blk	s	min																		
		f	a	f	a	of	de	tot	ft																								
03	Davis II, Willard	f	3	9	0	0	0	3	4	5	6	11	4	9	0	1	27																
34	Ndiaye, Mamadou	c	2	5	0	0	3	4	3	9	12	4	7	0	1	7	0	30															
01	Young, Alex	g	3	8	2	2	4	2	0	0	1	1	4	3	9	0	0	33															
05	McNeely, Chris	g	4	11	3	5	0	0	0	1	4	4	3	9	1	1	4	31															
10	Nelson, Luke	g	0	13	3	10	2	2	0	0	5	4	13	4	3	0	0	31															
02	Souza, Travis	g	0	1	0	0	0	0	0	0	0	1	0	0	0	0	0	7															
24	Dunning, Dominique	g	0	0	0	0	0	0	0	0	2	2	3	4	0	1	1	9															
25	Ryan, John	g	2	2	0	0	0	0	0	2	2	3	4	0	1	0	0	9															
32	Wright, Aaron	g	2	2	0	0	0	0	0	2	2	1	2	0	1	4	0	0															
33	Best, Mike	g	1	2	0	0	0	0	0	1	1	0	2	0	2	0	0	15															
TEAM																																	
Totals.....		20		52		6		20		10		14		13		30		43		24		54		11		20		3		200			
TOTAL FG%		1st Half: 12-23		52.2%		2nd Half: 7-29		24.1%		Game: 36.5%		DEAD																					
3-Pt. FG%		1st Half: 4-8		50.0%		2nd Half: 2-12		16.7%		Game: 30.0%		REBS																					
F Throw %		1st Half: 2-2		100%		2nd Half: 8-12		66.7%		Game: 71.4%																							
SMU 24-9																																	
##	Player	fg		3-pt		rebounds				pf	a	to	blk	s	min																		
		f	a	f	a	of	de	tot	ft																								
02	WILLIAMS, Shawn	f	1	4	0	0	0	2	2	0	2	2	3	2	0	1	1	11															
05	KENNEDY, Markus	f	3	14	0	0	3	4	4	2	6	3	9	0	2	1	0	1	25														
03	BROWN, Sterling	g	3	5	2	3	2	0	0	3	4	7	4	8	0	2	1	0	30														
11	MOORE, Nic	g	2	5	1	3	2	2	0	4	4	1	7	8	1	0	0	28															
12	RUSSELL, Nick	g	3	10	1	4	3	4	0	4	4	1	7	3	0	0	1	33															
01	MANUEL, Ryan	g	0	3	0	1	4	0	0	4	4	0	1	0	1	0	1	37															
04	FRAZIER, Keith	g	2	1	2	0	0	0	0	0	0	0	0	0	0	0	0	7															
13	HEAD, Crandall	g	1	0	0	0	0	0	0	0	0	0	0	0	0	0	0	0															
15	CUNNINGHAM, Canner	g	4	9	0	0	5	6	2	1	3	2	17	0	3	2	2	20															
34	MOORE, Ben	g	3	7	0	0	5	6	5	2	2	1	0	0	0	0	1	23															
TEAM																																	
Totals.....		20		59		5		12		23		34		17		22		39		16		68		12		8		4		13		200	
TOTAL FG%		1st Half: 10-34		29.4%		2nd Half: 10-25		40.0%		Game: 33.9%		DEAD																					
3-Pt. FG%		1st Half: 2-7		28.6%		2nd Half: 3-5		60.0%		Game: 41.7%		REBS																					
F Throw %		1st Half: 7-11		63.6%		2nd Half: 16-23		69.6%		Game: 67.0%																							

Officials: Bo Boroski, Mike Nance, Brad Ferrie Technicals: UC Irvine-TEAM. Attendance: 5031

UC Irvine 30 24 - 54
 SMU 29 39 - 68

Points in the paint-UCI 16,SMU 20. Points off turnovers-UCI 8,SMU 19. 2nd chance points-UCI 7,SMU 15.
 Fast break points-UCI 0,SMU 11. Bench points-UCI 6,SMU 32. Score tied-1 time. Lead changed-3 times.
 Last FG-UCI 2nd-01:16, SMU 2nd-01:53. Largest lead-UCI by 8 1st-14:05, SMU by 4 2nd-00:42.

DALLAS (AP) -- Canner Cunningham scored 17 points to lead SMU to a 68-54 victory Wednesday night over UC Irvine in the first round of the NIT. Ben Moore added 11 points in the Mustangs' first NIT win since 2000. Nick Russell had 10. SMU (24-9) used a 23-7 run in the second half to erase a 35-29 deficit, scoring inside and hitting free throws to balloon the lead to 53-42 with 8:16 left. However, less than 2 minutes later, officials determined the Mustangs inadvertently were given a 1-and-1 opportunity too early, and they subtracted two points from the hosts to make it 51-44 with 7:24 left. Soon after the overturned call, a UC Irvine foul was overturned after discussion by the referees. The call didn't seem to affect the Mustangs, as the Anteaters never got closer than six of the rest of the way. Luke Nelson led No. 8 seed UC Irvine (23-12) with 13 points, and Alex Young chipped in 10. After the Anteaters turned a 30-29 halftime lead into a 35-29 advantage less than three minutes into the second half, SMU cranked up its intensity to erase the lead.

'14 #2 California65 NIT
#1 [-/RV] SMU67 Quarterfinal

03/26/14 8:05 p.m. at Dallas, Texas (Moody Coliseum) - NIT Quarterfinals (Win later vacated)

California 21-14

##	Player	fg		3-pt		rebounds				pf	a	to	blk	s	min																
		f	a	f	a	of	de	tot	ft																						
45	Kravish, David	f	5	9	0	0	2	2	4	4	8	3	12	4	1	1	2	37													
01	Cobbs, Justin	g	8	11	2	4	0	0	4	4	1	18	7	3	0	0	0	37													
03	Wallace, Tyrone	g	4	10	2	0	0	0	3	3	3	8	4	0	1	0	1	33													
23	Bird, Jabari	g	8	13	3	6	1	1	0	1	1	2	20	0	1	0	2	29													
24	Kreklow, Ricky	g	0	4	0	4	2	0	0	1	2	0	0	0	0	0	0	23													
02	Singer, Sam	g	0	0	0	0	0	0	0	0	0	0	0	0	0	0	0	5													
14	Behrens, Christian	g	0	1	0	0	2	2	1	2	3	4	2	0	0	0	0	14													
15	Mathews, Jordan	g	1	3	1	2	0	0	0	0	1	0	0	0	0	0	0	16													
21	Powers, Jeff	g	0	0	0	0	0	0	0	0	0	0	0	0	0	0	0	5													
TEAM																															
Totals.....		26		51		6		18		7		7		6		16		22		15		65		15		8		1		200	
TOTAL FG%		1st Half: 12-27		44.4%		2nd Half: 14-24		58.3%		Game: 51.0%		DEAD																			
3-Pt. FG%		1st Half: 3-10		30.0%		2nd Half: 3-8		37.5%		Game: 33.3%		REBS																			
F Throw %		1st Half: 2-2		100%		2nd Half: 5-5		100%		Game: 100%																					
SMU 26-9																															
##	Player	fg		3-pt		rebounds				pf	a	to	blk	s	min																
		f	a	f	a	of	de	tot	ft																						
02	WILLIAMS, Shawn	f	3	6	1	1	0	0	3	3	6	1	7	0	0	0	0	24													
05	KENNEDY, Markus	f	8	10	0	0	3	3	6	4	10	2	19	2	1	0	0	29													
03	BROWN, Sterling	g	3	7	0	0	0	0	3	6	0	1	3	11	3	2	0	1	37												
11	MOORE, Nic	g	4	11	3	8	0	0	1	1	3	11	4	4	0	1	3	37													
12	RUSSELL, Nick	g	2	0	0	3	4	0	1	2	3	1	8	4	0	0	1	39													
01	MANUEL, Ryan	g	0	0	0	3	4	0	0	0	0	0	3	0	0	0	0	10													
04	FRAZIER, Keith	g	3	6	2	2	1	3	0	1	1	9	1	0	0	0	0	15													
15	CUNNINGHAM, Canner	g	0	1	0	0	0	0	1	2	3	1	0	2	0	2	0	15													
34	MOORE, Ben	g	1	5	0	0	2	4	3	1	4	2	4	1	1	0	1	16													
TEAM																															
Totals.....		24		54		6		17		18		35		11		67		13		9		26		9		2		6		200	
TOTAL FG%		1st Half: 12-30		40.0%		2nd Half: 12-24		50.0%		Game: 44.4%		DEAD																			
3-Pt. FG%		1st Half: 3-9		33.3%		2nd Half: 3-8		37.5%		Game: 35.3%		REBS																			
F Throw %		1st Half: 5-8		62.5%		2nd Half: 8-10		80.0%		Game: 72.2%																					

Officials: Don Daily, Gerry Pollard, Brent Hampton Technicals: None. Attendance: 7038 (sellout)

California 29 36 - 65
 SMU 32 35 - 67

Points in the paint-CAL 20,SMU 30. Points off turnovers-CAL 9,SMU 8. 2nd chance points-CAL 0,SMU 16.
 Fast break points-CAL 9,SMU 2. Bench points-CAL 5,SMU 16. Score tied-4 times. Lead changed-7 times.
 Last FG-CAL 2nd-00:15, SMU 2nd-00:07. Largest lead-CAL by 9 1st-14:07, SMU by 7 2nd-19:03.

DALLAS (AP) -- Hall of Fame coach Larry Brown is headed back to Madison Square Garden, this time taking his SMU Mustangs to the NIT semifinals. Nic Moore provided one more dose of Moody Magic, getting a nice screen from Markus Kennedy on a seldom-used play to make a 3-pointer with 6.5 seconds left to push SMU past California 67-65. The Mustangs (26-9) finished their first season 12-1 at the renovated Moody Coliseum. Kennedy led the Mustangs with 19 points and 10 rebounds. Moore had 11 points, none bigger than the final shot a few steps in front of Brown. Jabari Bird scored 15 of his 20 points after halftime, when Cal (21-14) had to overcome a 7-point deficit. Justin Cobbs had 18 points and David Kravish 12. SMU regained the lead for the first time in more than 8 minutes when Nick Russell, one of two Mustangs seniors, made a reverse layup with 36 seconds left. With the crowd on its feet -- jumping up and down while screaming their loudest -- Cobbs quieted them briefly when he made a 3-pointer with 15 seconds left to put the Golden Bears ahead. Cobbs had one more chance, but his game-ending shot ricocheted off the rim as he fell to the ground in the Cal bench.

'14 #5 LSU67 NIT
#1 [-/RV] SMU80 Second Round (16)

03/24/14 8:10 p.m. at Dallas, Texas (Moody Coliseum) - NIT Quarterfinal (Win later vacated)

LSU 20-14

##	Player	fg		3-pt		rebounds				pf	a	to	blk	s	min			
		f	a	f	a	of	de	tot	ft									
02	O'BRYEN III, Johnny	f	6	11	0	0	4	6	4	3	7	2	8	2	3	0	0	26
05	COLEMAN, Shavon	f	3	5	1	2	1	1	1	6	7	2	8	2	2	0	0	28
12	MARTIN, Jared	f	4	13	2	6	0	2	2	2	5	7	10	3	3	0	2	35
25	MICKEY, Jordan	f	6	11	0	1	2	3	1	6	7							



'14 #1 [-/RV] SMU63 NIT Final #1 Minnesota65

4/3/2014 7pm at Madison Square Garden, New York, NY - NIT Championship Game

SMU (27-10)																														
#	Player	fg	tfg	3-pt	fg	tfg	ft	fta	of	de	reb	pf	tp	a	to	blk	s	min												
02	WILLIAMS, Shawn	f	5	5	1	1	0	0	2	2	4	5	11	1	1	0	1	0	27											
03	BROWN, Sterling	f	0	2	0	2	0	0	0	3	3	1	0	1	0	1	0	1	21											
05	KENNEDY, Markus	f	5	11	0	0	0	0	1	7	8	2	10	3	3	0	0	2	36											
11	MOORE, Nic	g	5	12	1	5	6	8	0	1	1	2	17	7	2	0	2	37												
12	RUSSELL, Nick	g	4	5	2	2	5	6	0	6	6	1	15	2	6	0	1	37												
01	MANUEL, Ryan	f	1	1	0	0	1	2	0	2	2	2	3	1	0	0	1	16												
04	FRAZIER, Keith	g	0	2	0	2	2	0	0	1	1	0	2	0	0	0	0	7												
13	HEAD, Crandall	g	0	0	0	0	0	0	0	0	0	0	0	0	0	0	0	9												
15	CUNNINGHAM, Cannen	g	1	1	0	0	0	0	2	1	3	1	0	0	0	0	0	1	7											
34	MOORE, Ben	g	2	5	0	0	1	2	0	0	0	0	5	0	0	0	0	12												
35	MOREIRA, Yanick	g	0	1	0	0	0	0	1	2	3	1	0	0	0	0	0	3												
TEAM											1																			
Totals											22	45	8	23	31	16	63	14	14	3	7	200								
TOTAL FG%											1st Half: 11-24	45.8%	2nd Half: 11-21	52.4%	Game: 48.9%		DEAD													
3-Pt. FG%											1st Half: 2-6	33.3%	2nd Half: 2-6	33.3%	Game: 33.3%		REBS													
F Throw %											1st Half: 3-4	75.0%	2nd Half: 12-18	66.7%	Game: 68.2%															

MINNESOTA (25-13)																															
#	Player	fg	tfg	3-pt	fg	tfg	ft	fta	of	de	reb	pf	tp	a	to	blk	s	min													
15	WALKER, MAURICE	f	1	2	0	0	1	4	2	5	7	2	3	1	5	2	1	4	31												
20	HOLLINS, AUSTIN	f	8	12	3	6	0	0	0	0	0	1	19	0	1	0	4	37													
24	KING, JOEY	f	2	4	1	7	3	4	0	3	3	3	8	0	1	0	0	35													
01	HOLLINS, ANDRE	g	5	15	0	7	3	4	2	2	4	3	14	2	1	0	1	34													
04	MATHIEU, DEANDRE	g	5	8	0	2	3	3	0	0	0	4	13	7	2	0	2	33													
05	CONNEL, DAQUEIN	g	0	1	0	1	0	0	0	1	1	0	0	0	0	0	0	3													
10	BUZENIEKS, OTIS	g	1	1	0	0	0	0	0	1	1	0	0	0	0	0	0	6													
07	BOGGS, CHARLES	g	0	0	0	0	0	0	0	0	2	0	2	0	0	0	0	1													
23	SUN, SMITH, MALIK	g	2	5	0	2	5	0	0	2	2	2	6	1	0	0	0	12													
30	ELIASON, ELLIOTT	g	0	1	0	0	0	0	1	2	3	2	0	0	2	0	0	8													
TEAM											1																				
Totals											24	49	7	23	10	17	7	18	25	17	65	13	14	2	8	200					
TOTAL FG%											1st Half: 12-25	48.0%	2nd Half: 12-24	50.0%	Game: 49.0%		DEAD														
3-Pt. FG%											1st Half: 5-13	38.5%	2nd Half: 2-10	20.0%	Game: 30.4%		REBS														
F Throw %											1st Half: 1-2	50.0%	2nd Half: 9-15	60.0%	Game: 58.8%																

Officials: Karl Hess, Jeff Anderson, Bo Boroski Technicals: None. Attendance: 5268

SMU 27 36 - 63
MINNESOTA 30 35 - 65

ALL TOURNAMENT TEAM: Markus Kennedy, Nic Moore-SMU, Andre Hollins, DeAndre Mathieu, MINNESOTA Most Outstanding Player-Austin Hollins, MINNESOTA Points in the paint-SMU 26,MINN 24. Points off turnovers-SMU 9,MINN 21. 2nd chance points-SMU 6,MINN 5. Fast break pts-SMU 0,MINN 10. Bench pts-SMU 10,MINN 8. Score tied-14 times. Lead changed-17 times. Last FG-SMU 2nd-00:06, MINN 2nd-00:45. Largest lead-SMU by 7 2nd-05:52, MINN by 6 1st-02:12.

NEW YORK (AP) -- Austin Hollins hit a tiebreaking 3-pointer with 46.1 seconds left and Minnesota won the NIT championship Thursday night, beating SMU 65-63 to give the Pitino family its latest postseason tournament title. Hollins scored 19 points and Andre Hollins had 14 for the Golden Gophers (25-13), who took home the trophy for the third time. They also won the National Invitation Tournament in 1993 and '98, though the second one was vacated because of an NCAA rules violation involving player eligibility. Nic Moore had 17 points and Nick Russell added 15 for the Mustangs, who led by seven with less than 6 minutes to play. Moore and Markus Kennedy were both named to the All-Tournament Team for the Mustangs. Andre Hollins hit three of four free throws in the final 16.3 seconds to keep help Minnesota in front. DeAndre Mathieu scored all 13 his points in the second half for the Gophers.

'15 #11 UCLA60 NCAA South Second Round #6 [18/19] SMU59

3/19/15 3:17PM at KFC Yum! Center, Louisville, KY

UCLA 21-13																															
#	Player	fg	tfg	3-pt	fg	tfg	ft	fta	of	de	reb	pf	tp	a	to	blk	s	min													
05	LONEY, Kevon	f	3	8	0	3	0	1	3	7	10	3	6	1	1	0	1	32													
23	PARKER, Tony	f	1	6	0	0	0	1	1	1	2	2	3	0	2	0	0	18													
04	POWELL, Norman	g	5	11	0	2	9	9	0	6	6	3	19	4	5	0	1	39													
10	HAMILTON, Isaac	g	1	7	1	4	0	0	0	1	1	1	3	4	5	0	0	36													
20	ALFORD, Bryce	g	9	13	9	11	0	0	0	2	2	1	27	1	3	0	0	39													
14	GOLLOMAN, Gyorgy	g	0	0	0	0	0	0	2	2	4	2	0	0	0	0	0	8													
22	ALLEN, Noah	g	0	0	0	0	0	0	2	1	2	1	0	0	0	0	0	6													
40	WELSH, Thomas	g	1	2	0	0	0	0	0	1	6	4	2	0	1	4	2	22													
TEAM											1																				
Totals											20	47	10	20	10	14	7	27	34	17	60	10	18	5	4	199					
TOTAL FG%											1st Half: 12-25	48.0%	2nd Half: 8-22	36.4%	Game: 42.6%		DEAD														
3-Pt. FG%											1st Half: 5-10	50.0%	2nd Half: 5-10	50.0%	Game: 50.0%		REBS														
F Throw %											1st Half: 5-6	83.3%	2nd Half: 5-8	62.5%	Game: 71.4%																

SMU 27-7																															
#	Player	fg	tfg	3-pt	fg	tfg	ft	fta	of	de	reb	pf	tp	a	to	blk	s	min													
02	MOREIRA, Yanick	c	3	9	0	0	0	4	1	7	8	1	6	0	2	1	2	26													
15	CUNNINGHAM, Cannen	c	1	6	1	2	2	0	1	1	2	1	5	0	2	1	0	15													
01	MANUEL, Ryan	g	2	3	0	1	2	0	0	3	3	4	2	0	2	0	31														
03	BROWN, Sterling	g	1	3	0	1	2	0	3	0	3	3	3	2	3	0	1	25													
11	MOORE, Nic	g	7	18	6	11	4	4	2	2	4	1	24	3	2	0	40														
00	MOORE, Ben	g	0	2	0	0	0	0	1	1	2	1	0	1	1	0	3	15													
05	KENNEDY, Markus	g	6	13	0	0	4	6	2	7	9	1	16	0	2	0	33														
21	EMELOGU, Ben	g	0	1	0	1	2	0	2	2	2	2	1	3	0	0	15														
TEAM											20	55	7	16	12	20	10	23	33	14	59	12	9	4	11	200					
TOTAL FG%											1st Half: 10-29	34.5%	2nd Half: 10-26	38.5%	Game: 36.4%		DEAD														
3-Pt. FG%											1st Half: 4-7	57.1%	2nd Half: 3-9	33.3%	Game: 43.8%		REBS														
F Throw %											1st Half: 6-10	60.0%	2nd Half: 6-10	60.0%	Game: 60.0%																

Officials: Antonio Petty, Larry Spaulding, Sean Hull Technicals: None. Attendance: 21265

UCLA 34 26 - 60
SMU 30 29 - 59

Points in paint-UCLA 18,SMU 24. Points off turnovers-UCLA 10,SMU 18. 2nd chance points-UCLA 6,SMU 6. Fast break points-UCLA 4,SMU 6. Bench points-UCLA 2,SMU 17. Score tied-4 times. Lead changed-9 times. Last FG-UCLA 2nd-00:13, SMU 2nd-01:25. Largest lead-UCLA by 10 2nd-14:57. SMU led for 02:47-04:34. UCLA led for 22:53. SMU led for 10:54. Game was tied for 06:09.

LOUISVILLE, Ky. (AP) -- Bryce Alford made four 3-pointers in the final 3:40, his last on a goaltending call with 13 seconds remaining, to push 11th-seeded UCLA to a 60-59 upset of sixth-seeded SMU in the teams' NCAA opener. Alford had 27 points on nine long-range shots. The Mustangs (27-7) had two shots to win in the final seconds, but Nic Moore missed a 3-pointer and then a 2-point attempt that advanced the Bruins (21-13). Before Alford's heroics, SMU's Moore, who had 24 points and six 3s, seemed destined to hold that title after three 3-pointers keyed a 19-0 run over 6 1/2 minutes to put the Mustangs up by nine. UCLA leading scorer Norman Powell, who had 19 points, broke the run with a layup and added two free throws that were sandwiched between a series of Alford's shots from behind the arc as he finished 9 of 11 from there and 9 of 13 overall. Moore kept SMU close with three long-range baskets on five attempts, but the Mustangs struggled to score inside the line (6 of 22) and made just 1 of 11 during a 5-minute stretch. SMU began the second half even worse making just 1 of 12 over the first 10 minutes on Brown's layup with 14:09 left. That left the Mustangs down and nearly out with a 44-35 deficit with 9 1/2 minutes left before Moore made the first of consecutive 3-pointers to begin their huge rally. Markus Kennedy added 16 points and nine rebounds for the Mustangs.

'17 #11 [-/rv] USC66 NCAA East First Round #6 [11/13] SMU65

NCAA Tournament - East Region - First Round 03/17/17 2:10 p.m. at Tulsa, Okla. (BOK Center)

Southern California 26-9																															
#	Player	fg	tfg	3-pt	fg	tfg	ft	fta	of	de	reb	pf	tp	a	to	blk	s	min													
04	Metu, Chimezie	f	3	5	0	0	8	9	1	7	8	1	14	4	1	2	0	35													
25	Boatwright, Bernie	f	6	10	2	5	0	0	1	4	5	3	14	0	2	0	0	24													
11	McLaughlin, Jordan	g	2	7	0	5	1	2	2	2	4	3	5	6	4	0	1	35													
22	Melton, DeAnthony	g	2	3	0	1	0	1	2	0	2	2	4	3	0	0	1	23													
30	Stewart, Elijah	g	8	15	6	13	0	0	1	3	4	1	22	0	0	2	2	36													
00	Aaron, Shaquan	g	0	1	0	1	0	0	0	0	0	1	0	0	1	0	0	7													
01	Buggs, Charles	g	0	1	0	1	2	1	1	0	1	1	1	0	0	0	1	4													
02	Mathews, Jonah	g	2	6	0	2	0	0	1	1	2	1	4	1	2	0	0	22													
31	Rakocevic, Nick	g	1	2	0	0	0	0	0	4	4	3	2	0	0	0	0	14													
TEAM											4																				
Totals											24	50	8	28	10	14	9	25	34	16	66	14	10	4	5	200					
TOTAL FG%											1st Half: 10-26	38.5%	2nd Half: 14-24	58.3%	Game: 48.0%		DEAD														
3-Pt. FG%											1st Half: 3-15	20.0%	2nd Half: 5-13	38.5%	Game: 28.6%		REBS														
F Throw %											1st Half: 7-8	87.5%	2nd Half: 3-6	50.0%	Game: 71.4%																

SMU 30-5

#	Player	fg	tfg	3-pt	fg	tfg	ft	fta	of	de	reb	pf	tp	a	to	blk	s	min
00	MOORE, Ben	f	2	5	0	0	1	2	3	1	4	4	5	2	1	0	0	27
33	OJELIYE, Semi	f	8	20	2	6	6	6	3	7	10	3	24	0	2	0	1	39
01	MILTON, Shake	g	4	12	3	8	0	0	0	5	5	2	11	5	1	0	1	40
03	BROWN, Sterling	g	7	12	3	4	0	1	1	5	6	2	17</					



'22 Nicholls.....58 NIT No. 1 SMU.....68 First Round

03/16/22 7:00 pm at Dallas, TX (Moody Coliseum) - NIT First Round

Nicholls St. 21-12,11-3

##	Player	tot-fg		3-pt		rebounds			pf	tp	a	to	blk	s	min					
		fg	fga	fg	fga	of	de	tot												
35	Ryghe Lyons	c	2	6	1	4	0	0	0	2	2	4	5	1	3	4	0	27		
00	Ty Gordon		2	15	2	11	0	0	0	2	2	4	3	6	3	3	0	35		
03	Jon'Quarius McGhee	g	0	2	0	1	0	0	0	0	0	0	0	0	0	0	1	2		
04	Caleb Huffman	g	0	1	0	0	0	0	1	0	7	4	2	1	0	0	0	3		
05	Pierce Spencer	g	0	0	0	0	0	0	6	7	4	2	1	0	0	0	0	30		
02	Tyrese Terrell		0	0	0	0	0	0	0	0	0	0	0	0	0	0	0	2		
11	Latrell Jones		7	16	3	8	1	2	2	2	4	2	18	3	2	0	4	31		
14	Devante Carter		9	16	1	3	1	4	1	4	5	1	20	7	2	0	2	37		
21	Jalen White		0	1	0	1	0	0	1	1	1	1	0	0	0	0	0	3		
22	Manny Littles		3	9	0	1	1	3	2	8	10	3	7	1	0	0	0	30		
TEAM																				
Totals.....			24	68	7	30	3	9	9	26	35	18	58	16	11	4	7	200		
TOTAL FG%			1st Half: 11-36	30.6%	2nd Half: 13-32	40.6%	Game: 35.3%		DEAD											
3-Pt. FG%			1st Half: 3-15	20.0%	2nd Half: 4-15	26.7%	Game: 23.3%		REBS											
F Throw %			1st Half: 1-2	50.0%	2nd Half: 2-7	28.6%	Game: 33.3%													

SMU 24-8,13-4 AAC

##	Player	tot-fg		3-pt		rebounds			pf	tp	a	to	blk	s	min					
		fg	fga	fg	fga	of	de	tot												
50	WEATHERS, Marcus	f	7	13	0	3	2	1	10	11	3	16	2	3	0	0	33			
03	DAVIS, Kendrick	g	4	9	2	4	0	0	3	3	2	10	4	2	0	1	30			
05	BANDOUJEL, Emmanue	g	2	13	1	9	3	3	2	6	8	0	8	1	0	1	30			
10	NUTALL, Zach	g	3	6	1	3	0	0	1	1	1	7	2	0	0	0	25			
23	WEATHERS, Michael	g	4	6	0	2	8	8	1	11	12	3	16	0	4	3	28			
01	PHELPS, Zhuric		1	6	0	1	2	4	2	2	4	0	4	2	2	0	14			
02	SMITH, Jalen		0	1	0	1	0	0	0	0	0	0	0	0	0	0	5			
25	CLARK, Tristan		1	1	0	0	2	2	0	3	3	1	4	2	1	1	10			
33	AGUNANNE, Franklin		1	3	0	0	1	2	3	1	4	0	3	0	0	1	14			
TEAM																				
Totals.....			23	58	4	23	18	21	11	38	49	10	68	16	15	5	8	200		
TOTAL FG%			1st Half: 14-33	42.4%	2nd Half: 9-25	36.0%	Game: 39.7%		DEAD											
3-Pt. FG%			1st Half: 2-14	14.3%	2nd Half: 2-9	22.2%	Game: 17.4%		REBS											
F Throw %			1st Half: 5-6	83.3%	2nd Half: 13-15	86.7%	Game: 85.7%													

Officials: Luke Chittum,Chris Chumley,Chase Shaw Technicals: None. Attendance: 2038
 Nicholls St. 26 32 58
 SMU 35 33 68
 Points in the paint-NSU 26,SMU 34. Points off turnovers-NSU 12,SMU 14. 2nd chance points-NSU 8,SMU 11.
 Fast break points-NSU 12,SMU 11. Bench points-NSU 45,SMU 11. Score tied-0 times. Lead changed-1 time.
 Last FG-NSU 2nd-00:40, SMU 2nd-00:55. Largest lead-NSU by 4 1st-18:54, SMU by 11 1st-09:09.
 NSU led for 03:03. SMU led for 36:09. Game was tied for 00:48.

DALLAS (AP) — Michael Weathers had 16 points and 12 rebounds and Marcus Weathers recorded 16 points and 11 rebounds as SMU got past Nicholls State 68-58 in the NIT first round on Wednesday night. Kendrick Davis had 10 points for SMU (24-8). Emmanuel Bandoumel added eight rebounds. Devante Carter had 20 points and seven assists for the Colonels (21-12). Latrell Jones added 18 points and Manny Littles had 10 rebounds.

'22 No. 4 Washington State.....75 NIT No. 1 SMU.....63 Second Round

03/20/22 2:00 pm at Dallas, TX (Moody Coliseum) - NIT Second Round

Washington St. 21-14

##	Player	tot-fg		3-pt		rebounds			pf	tp	a	to	blk	s	min					
		fg	fga	fg	fga	of	de	tot												
00	Efe Abogidi	f	4	8	1	2	3	5	4	8	0	12	2	1	3	1	25			
35	Mouhamed Gueye	f	1	6	0	0	0	0	0	2	2	0	0	0	0	2	13			
02	Tyrell Roberts	g	3	10	1	6	2	2	3	3	6	4	9	3	2	0	36			
05	TJ Bamba	g	3	9	1	4	6	6	1	3	4	0	13	0	1	0	27			
12	Michael Flowers	g	6	13	3	8	7	7	0	2	2	3	22	3	2	0	28			
11	DJ Rodman		0	3	0	1	2	2	4	6	0	2	1	0	0	1	19			
21	Dishon Jackson		4	7	0	0	0	0	2	7	9	2	8	1	0	0	21			
23	Andrej Jakimovski		1	3	0	1	0	0	1	1	2	1	2	1	0	0	12			
24	Noah Williams		1	6	0	2	3	4	0	1	1	1	0	5	1	2	19			
TEAM																				
Totals.....			23	65	6	24	23	26	18	28	46	12	75	12	9	3	6	200		
TOTAL FG%			1st Half: 13-35	37.1%	2nd Half: 10-30	33.3%	Game: 35.4%		DEAD											
3-Pt. FG%			1st Half: 4-10	40.0%	2nd Half: 2-14	14.3%	Game: 25.0%		REBS											
F Throw %			1st Half: 9-10	90.0%	2nd Half: 14-16	87.5%	Game: 88.5%													

SMU 24-9

##	Player	tot-fg		3-pt		rebounds			pf	tp	a	to	blk	s	min					
		fg	fga	fg	fga	of	de	tot												
50	WEATHERS, Marcus	f	2	9	1	4	3	4	0	5	5	3	8	1	2	0	33			
03	DAVIS, Kendrick	g	9	18	2	8	10	10	1	2	3	30	2	4	0	1	37			
05	BANDOUJEL, Emmanue	g	1	8	0	4	2	2	0	2	2	1	4	2	1	0	34			
10	NUTALL, Zach	g	1	5	1	3	0	0	2	5	7	2	3	1	0	0	31			
23	WEATHERS, Michael	g	8	15	0	0	0	0	2	6	8	4	16	2	1	1	2	35		
01	PHELPS, Zhuric		0	1	0	1	0	0	0	0	0	0	0	0	0	0	6			
02	SMITH, Jalen		0	0	0	0	0	0	0	0	0	0	0	0	0	0	1			
13	TODOROVIC, Stefan		0	0	0	0	0	0	0	0	0	0	0	0	0	0	0+			
21	YOUNG JR., Jahmar		0	0	0	0	0	0	0	0	0	0	0	0	0	0	3			
25	CLARK, Tristan		1	2	0	0	0	0	0	0	0	0	1	2	0	0	9			
33	AGUNANNE, Franklin		0	0	0	0	0	0	1	3	4	3	0	0	3	1	0	11		
TEAM																				
Totals.....			22	58	4	20	15	16	7	25	32	19	63	8	11	2	4	200		
TOTAL FG%			1st Half: 8-25	32.0%	2nd Half: 14-33	42.4%	Game: 37.9%		DEAD											
3-Pt. FG%			1st Half: 1-7	14.3%	2nd Half: 3-13	23.1%	Game: 20.0%		REBS											
F Throw %			1st Half: 3-4	75.0%	2nd Half: 12-12	100%	Game: 93.8%													

Officials: Brad Ferrie,Tom Nunez,Owen Short Technicals: None. Attendance: 2179
 Washington St. 39 36 75
 SMU 20 43 63
 Points in the paint-WSU 28,SMU 28. Points off turnovers-WSU 17,SMU 7. 2nd chance points-WSU 17,SMU 2.
 Fast break points-WSU 6,SMU 10. Bench points-WSU 17,SMU 2. Score tied-0 times. Lead changed-0 times.
 Last FG-WSU 2nd-01:45, SMU 2nd-01:25. Largest lead-WSU by 19 1st-01:19, SMU None.
 WSU led for 39:22. SMU led for 00:00. Game was tied for 00:38.

DALLAS (AP) Michael Flowers had 22 points as Washington State beat SMU 75-63 in the NIT second round on Sunday. TJ Bamba had 13 points for Washington State (21-14). Efe Abogidi added 12 points, eight rebounds and three blocks. Tyrell Roberts had six rebounds. SMU totaled 20 first-half points, a season low for the team. Kendrick Davis had 30 points for the Mustangs (24-9). Michael Weathers added 16 points and eight rebounds. Zach Nutall had seven rebounds.



100-Point Games

Score	Opponent	Date
123-91	Texas Lutheran	12-3-1979
121-86	Texas Wesleyan	12-30-1978
121-89	James Madison	11-28-1987
119-92	Georgia State	12-17-1979
118-67	Texas Southern	12-1-1986
116-84	TCU	2-5-1977
116-85	Alcorn State	12-19-1987
113-36	McMurry	12-3-1956
112-89	Rice	2-5-1966
112-99	at Arkansas	2-13-1971
112-85	Texas Wesleyan	12-19-1979
112-73	Oral Roberts	12-9-1992
111-77	Texas Lutheran	11-28-1977
110-94	TCU	2-2-1965
110-69	Austin College	12-4-1971
110-94	Arkansas	1-30-1973
110-94	North Texas	12-23-1992
110-69	Hardin-Simmons	11-20-1999
109-96	Texas	2-7-1956
109-98	at TCU	2-19-1963
108-84	TCU	1-12-1976
108-71	Rice	2-3-1976
108-77	Hardin-Simmons	1-6-1999
106-83	Oklahoma City	12-9-1972
106-71	San Diego	12-28-1992
106-70	Prairie View A&M	12-17-1997
105-70	Texas Wesleyan	1953-1954
105-64	TCU	1-28-1956
105-78	Austin College	12-1-1970
105-81	Texas	1-28-1984
105-92	at Baylor	2-3-1993
105-72	Hampton	12-17-2015
104-71	TCU	1-23-1973
104-87	UTEP	1-20-2000
103-84	Oklahoma City	1-25-1969
103-90	Texas	1-10-1976
103-72	at Texas	2-29-1984
103-62	Memphis *	3-4-2017
102-115	vs. Houston	12-28-1972
102-103	Houston	1-29-1977
102-92	at Texas	1-10-1993
102-95	at Oral Roberts	2-20-1993
102-70	Lamar	11-21-2010
102-75	Houston Baptist	12-2-2020
101-72	Texas Tech	12-17-1956
101-82	Arlington State	12-22-1966
101-80	at Rice	1-18-1969
101-107	Texas Tech	2-21-1976
101-113	at TCU	1-25-1995
101-72	at P. R.-Mayaguez	12-20-2000
100-80	Minnesota	12-20-1963
100-80	Rice	2-23-1965
100-96	at TCU (ot)	2-28-1966
100-81	Dallas Baptist	1-8-1972
100-79	Hardin-Simmons	12-10-1986
100-65	Prairie View A&M	12-30-1996

* American Athletic Conference

SMU 100-Point Game Record: 52-4

Home Record: 42-2

Away/Neutral Record: 10-2

High Home: 123 vs. Texas Lutheran, 12-3-79

High Road: 112 at Arkansas, 2-13-71

High Neutral: 121 vs. JMU, 11-28-87

100-Point Games Allowed by SMU: 38

Back-to-Back 100-Point Games: twice

vs. Georgia St & Texas Wesleyan (12-17 & 12-19-79)

vs. North Texas & San Diego (12-23 & 12-28-92)

Most 100-Point Games in a Season:

6 in 1992-93

100-Point Games By Coach:

E.O. (Doc) Hayes	12	12-0
Sonny Allen	11	9-2
Bob Prewitt	10	9-1
John Shumate	7	6-1
Mike Dement	6	6-0
Dave Bliss	6	6-0
Tim Jankovich	3	3-0
Matt Doherty	1	1-0



Overtime Games

Season	Result	Site	OTs						SMU IN OT	Overall	AAC	C-USA
1929-30	F19 SMU 36, TCU 35	H +	10T	1992-93	D5 Tulane 103, SMU 92	A	10T		Overall	109 (56-53)	4 (2-2)	9 (5-4)
1930-31	F10 SMU 41, Texas 33	A +	10T		J27 SMU 68, Texas A&M 65	H +	10T		Home	60 (35-25)	1 (1-0)	6 (4-2)
1931-32	M5 SMU 32, TCU 30	H +	20T		F6 SMU 78, Rice 77	H +	10T		Away	38 (19-19)	3 (1-2)	3 (1-2)
1935-36	J15 SMU 33, Texas 31	A +	20T	1993-94	D1 St. Louis 90, SMU 85	H	10T		Neutral	11 (2-9)		
1938-39	J14 SMU 31, TCU 29	A +	10T		D22 Arizona St. 68, SMU 58	A	10T		Single OT	94 (49-45)	3 (2-1)	8 (4-4)
1939-40	F16 SMU 45, Texas 42	H +	10T	1995-96	D9 Oklahoma St. 67, SMU 60	H	10T		Double OT	13 (5-8)	1 (0-1)	1 (1-0)
1941-42	Baylor 45, SMU 41	H +	10T		J27 SMU 87, TCU 83	H +	10T		Triple OT	2 (2-0)		
1949-50	F18 Texas 47, SMU 46	A +	10T	1997-98	F12 SMU 88, San Diego St. 81	H >	10T		Most Pts. by SMU	19 vs. Rice, 2-23-2011		
1951-52	Rice 52, SMU 47	H #	10T	1998-99	J28 Rice 84, SMU 79	A >	10T			17 vs. Nevada, 1-18-2003		
1954-55	F26 SMU 86, Rice 82	A +	10T	1999-00	D20 SMU 67, Chattanooga 66	A	10T			17 at Tulsa, 1-1-2005		
	M12 [16] Tulsa 68, SMU 67	N ~	10T		M4 [15] Tulsa 83, SMU 78	H >	20T		AAC game (1 OT)	15 at Tulsa, 1-18-2023		
1955-56	D10 SMU 82, [20] Minnesota 81	A	10T	2000-01	D30 [17] Oklahoma 79, SMU 78	N &	10T		AAC game (2 OT)	9 at Wichita State 2-12-2023		
	D30 SMU 76, Rice 73	A #	10T	2002-03	N24 SMU 87, TCU 84	H	10T		C-USA game (1OT)	19 vs. Rice, 1-21-2006		
1956-57	M15 [4] Kansas 73, [2] SMU 65	H ~	10T		J2 SMU 88, San Diego 82	H	10T			16 vs. Rice, 1-21-2011		
1957-58	D26 Texas Tech 72, SMU 70	N #	10T		J18 SMU 86, Nevada 76	H >	10T			10 at Temple 2-8-2020		
1961-62	F6 SMU 84, Texas 82	H +	10T		J28 SMU 86, Tulsa 84	A >	10T			17 at Temple 2-8-2020		
1962-63	J26 Oklahoma City 94, SMU 90	H	10T		F1 Boise St. 88, SMU 85	H >	10T			17 at Temple 2-8-2020		
	F2 Rice 75, SMU 72	A +	10T	2003-04	F5 SMU 71, Nevada 70	H >	10T			17 at Temple 2-8-2020		
1963-64	F4 SMU 76, Texas 74	A +	10T		F7 Fresno State 75, SMU 74	H >	20T			17 at Temple 2-8-2020		
1964-65	D28 Memphis 95, SMU 92	A	10T		F21 La. Tech 74, SMU 69	A >	10T			17 at Temple 2-8-2020		
1965-66	F28 SMU 100, TCU 96	A +	10T	2004-05	N22 SMU 69, Montana St. 61	A	10T			17 at Temple 2-8-2020		
1966-67	D29 SMU 84, Drake 81	N ^	20T		D30 Rice 66, SMU 64	A >	10T			17 at Temple 2-8-2020		
	J3 SMU 85, Baylor 83	A +	10T		J1 SMU 95, Tulsa 83	A >	10T			17 at Temple 2-8-2020		
1967-68	D4 [9] Vanderbilt 88, SMU 84	H	10T		M3 SMU 81, Tulsa 74	H >	10T			17 at Temple 2-8-2020		
1968-69	J14 Baylor 90, SMU 78	H +	10T		M5 Rice 80, SMU 75	H >	20T			17 at Temple 2-8-2020		
	F18 TCU 87, SMU 84	H +	10T	2005-06	J18 SMU 74, East Carolina 70	A *	10T			17 at Temple 2-8-2020		
	F22 Texas A&M 76, SMU 75	H +	10T		J21 SMU 80, Rice 69	H *	10T			17 at Temple 2-8-2020		
1969-70	D8 Vanderbilt 104, SMU 99	H	10T		F15 Marshall 75, SMU 72	H *	10T			17 at Temple 2-8-2020		
	F3 Baylor 83, SMU 81	H +	10T	2006-07	J6 SMU 60, Brown 56	H	10T			17 at Temple 2-8-2020		
1971-72	J4 SMU 96, Oklahoma 92	H	10T		2007-08	J26 SMU 69, UCF 67	H *	10T		17 at Temple 2-8-2020		
	M7 Texas 91, SMU 89	N %	10T		M1 SMU 99, UTEP 96	H *	20T			17 at Temple 2-8-2020		
1972-73	J13 Texas Tech 88, SMU 76	A +	10T	2008-09	F25 UTEP 61, SMU 58	A *	10T			17 at Temple 2-8-2020		
	F6 SMU 64, Texas A&M 62	H +	10T	2010-11	N20 UC Riverside 73, SMU 69	H !	10T			17 at Temple 2-8-2020		
1974-75	F25 SMU 78, Baylor 77	H +	10T		F23 SMU 76, Rice 66	H *	10T			17 at Temple 2-8-2020		
	M8 Rice 84, SMU 82	A +	20T	2011-12	M16 SMU 64, Oral Roberts 57	H =	10T			17 at Temple 2-8-2020		
1975-76	D19 SMU 87, [17] Auburn 85	N ^	10T		D4 SMU 69, Ark-Little Rock 63	A	10T			17 at Temple 2-8-2020		
1976-77	J18 SMU 75, Baylor 71	H +	10T		D28 Oklahoma State 68, SMU 58	N ?	20T			17 at Temple 2-8-2020		
1977-78	F1 SMU 71, Texas A&M 70	H +	10T		J14 UTEP 70, SMU 64	A *	10T			17 at Temple 2-8-2020		
1979-80	F12 SMU 82, Rice 81	H +	10T	2012-13	F2 Houston 84, SMU 80	H *	10T			17 at Temple 2-8-2020		
1980-81	J6 SMU 53, Texas 51	A +	10T	2014-15	D8 SMU 80, UC Santa Barbara 73	H	10T			17 at Temple 2-8-2020		
	F12 SMU 72, Houston 70	H +	30T	2019-20	D20 Georgia 87, SMU 85	A	20T			17 at Temple 2-8-2020		
1981-82	D22 SMU 87, Texas Wesleyan 78	H	10T		J4 SMU 92, Vanderbilt 81	A	10T			17 at Temple 2-8-2020		
	F6 Houston 73, SMU 71	H +	10T		F8 Temple 97, SMU 90	A <	10T			17 at Temple 2-8-2020		
1982-83	F12 SMU 64, Rice 57	H +	10T		F15 SMU 73, [20/19] Houston 72	H <	10T			17 at Temple 2-8-2020		
1983-84	F18 SMU 60, Texas A&M 58	A +	10T	2021-22	N21 Missouri 80, SMU 75	N "	10T			17 at Temple 2-8-2020		
1984-85	J5 [7] SMU 63, Arkansas 60	H +	10T	2022-23	N22 Louisiana 76, SMU 72	H	10T			17 at Temple 2-8-2020		
	F9 N.C. State 82, [4] SMU 78	A	10T		J18 SMU 79, Tulsa 76	A <	10T			17 at Temple 2-8-2020		
1985-86	D20 Pepperdine 75, SMU 68	N \$	10T		F12 Wichita State 91, SMU 89	A <	20T			17 at Temple 2-8-2020		
1986-87	D30 [4] N. Carolina 88, SMU 86	N @	10T		[] Associated Press Rank or [AP/Coaches]					17 at Temple 2-8-2020		
	J3 Baylor 59, SMU 55	H +	10T		+ Southwest Conference game					17 at Temple 2-8-2020		
1987-88	J9 SMU 97, Baylor 93	H +	30T		~ NCAA Tournament					17 at Temple 2-8-2020		
	J13 Arkansas 85, SMU 83	H +	10T		# SWC Christmas Tournament					17 at Temple 2-8-2020		
	F20 SMU 87, Houston 84	H +	10T		^ Sun Bowl Classic (El Paso, Texas)					17 at Temple 2-8-2020		
1988-89	J9 [20] Kansas 90, SMU 82	A	10T		% SWC Tournament					17 at Temple 2-8-2020		
	J21 Houston 84, SMU 83	H +	10T		\$ Kentucky Invitational (Lexington, Ky.)					17 at Temple 2-8-2020		
	M10 Texas 93, SMU 91	N %	10T		@ Dallas Morning News Classic (Dallas, Texas - Reunion Arena)					17 at Temple 2-8-2020		
1989-90	J20 Rice 58, SMU 55	A +	10T		> Western Athletic Conference game					17 at Temple 2-8-2020		
1990-91	D19 SMU 93, Miami (Fla.) 88	H	20T		& Touchstone Energy Tournament (Oklahoma City, Okla.)					17 at Temple 2-8-2020		
	J9 SMU 88, UTSA 86	H	10T		* Conference USA					17 at Temple 2-8-2020		
	F2 Texas Tech 80, SMU 77	A +	20T		= Collegelsider.com Tournament (CIT)					17 at Temple 2-8-2020		
1991-92	M2 Rice 58, SMU 53	H +	10T		? The Showcase (Dallas, Texas - American Airlines Center)					17 at Temple 2-8-2020		
					< American Athletic Conference					17 at Temple 2-8-2020		
					" The Jacksonville Classic (Jacksonville, Florida - UNF Arena)					17 at Temple 2-8-2020		

OT Games By Coach:

Coach	Number	W-L
E.O. (Doc) Hayes	16	8-8
Mike Dement	15	8-7
Dave Bliss	14	8-6
John Shumate	13	4-9
Bob Prewitt	12	3-9
Matt Doherty	10	6-4
Jimmy Tubbs	8	5-3
Tim Jankovich	5	2-3
Sonny Allen	4	4-0
J.W. St. Clair	4	4-0
F.C. Baccus	3	2-1
Rob Lanier	3	1-2
Larry Brown	2	1-1