

2021
VOLLEYBALL FACTBOOK

SMU VOLLEYBALL HISTORY

Since the team's inception in 1996, the SMU program has grown to be a contender in women's college volleyball, posting steady progress and improving win-loss records. The Mustangs won their first conference championship in 2015, going 17-3 in the American Athletic Conference and 27-6 overall, posting a school record for wins for the second straight season. SMU fell to Purdue, 3-1, in the NCAA Tournament. Avery Acker was named conference Player and Setter of the Year, earning her third All-America award. Morgan Heise was the league's Libero of the Year for the second straight season, and SMU had five players on the all-conference team.



The 2015 SMU Volleyball Team

In 2016, SMU successfully defended its conference championship, going 18-2 in league matches. The Mustangs swept Texas A&M for the program's first NCAA Tournament win before losing to eventual national runner-up Texas in the second round, finishing the season 26-7. Morgan Heise was named American Athletic Conference Libero of the Year for the third straight season, and was one of five Mustangs on the all-conference team. Heise was also an All-American Honorable Mention award winner, and joined Katie Hegarty and Janelle Giordano on the All-Region squad.



The 2016 SMU Volleyball Team

In 1996, SMU joined conference ranks and formed the first Mustang volleyball team. In the same year, the Western Athletic Conference began sanctioning women's volleyball. The team's current coach, Lisa Seifert, has been with the team since its flagship season when eight freshmen recruits, led by a sophomore, two juniors and a senior, came within one win of advancing to the inaugural WAC Volleyball Tournament in Las Vegas, Nev.



The 1996 SMU Volleyball Team

In its second season, the Mustangs became the WAC's second-most-improved team by more than doubling their win total from 1996, winning the WAC quadrant and qualifying for the 1997 WAC Tournament. At season's end, senior Charity Savedra earned the school's first All-WAC honor, and the Ponies achieved a 15-19 record with consecutive wins over TCU, Tulsa and Rice.

With 1998 came another year of improvement for the Ponies, as the SMU women logged victories over Virginia Tech, TCU and Tulsa, won their own invitational in mid-September and advanced to the WAC Tournament for a second year. The team showed consistency until the end of the season when it dropped its final four matches to finish the year 14-17.

SMU posted its first winning record of 20-13 and nearly earned a spot in the NCAA Tournament in 1999. The Ponies won two of the four tournaments in which they played, including the SMU invitational, and led the WAC in team digs and assists per game, and in total kills, assists and digs.



The 1999 SMU Volleyball Team

The fall of 1999 marked the final season of the team's first four-year class to come through the program as Jennie Amos, Mariah Ohlsen, Leslie Olson and Erin Pryor graduated. Ohlsen, Olson and Pryor each earned WAC honors during their final season with SMU and head coach Lisa Seifert earned her 50th victory on Oct. 28 with a win over Rice.

Expectations were high in the fall of 2000 as the Mustangs leaped to a program-best 8-2 record through the first 10 matches. The fifth season became the team's breakout year nationally as the Ponies made their first appearance in the national rankings.

On Oct. 2, 2000, a record crowd of 1,455 fans joined the Mustangs in Moody Coliseum for a 3-0 series sweep over the Texas Longhorns in the season highlight for the Ponies. SMU's victory over one of the nation's most elite volleyball programs firmly established the Mustangs as a legitimate volleyball program capable of competing with any team.

In 2001, Seifert finished the season with a 14-13 record and had five players named All-WAC including all three seniors, Sara Warner, Tara Hatfield and Janna Newsom. SMU posted its second winning season, which included a six-game winning streak, shutout victories over Louisiana Tech and Tulsa, and wins over UTEP and UNT.

The 2002 season was a rebuilding year, as four freshmen saw significant rotation time. The Ponies still managed 12 wins and a WAC Tournament berth, despite the youth of the team.
In 2003, the team finished 23-7 and won the Eastern Division of the WAC. Five players, Jessica Mihm, Allison Holder, Beth Karasek, Kelly Larkan and Jacky Niederstadt, were named to All-WAC teams and Coach Seifert was named WAC Coach of the Year.



The 2003 SMU Volleyball Team

The 2004 season saw the Mustangs finish 14-14 after battling injuries the entire season. The Ponies won five of the last seven matches to reach a .500 record, which marked the second consecutive .500 or better season in program history. Beth Karasek led the squad and was a unanimous All-WAC performer.
In 2005, SMU saw a transition into another conference as the Mustangs joined Conference USA. The Ponies depended on the combination of a steady returning class and strong newcomers to guide them through the season. The Mustangs went 13-16 overall and 8-7 in its inaugural season of C-USA. The team notched the nation's 23rd-highest ratio of digs per game while freshman Natalie Peters posted the 34th-best blocks per game mark in the nation.
In 2006, the Mustangs compiled an overall record of 17-15 while reaching many milestones in the process. SMU hosted its first nationally-televised match on Nov. 10, against Houston. With a Sept. 1st win over UTA, the Mustangs and Seifert celebrated the program's 150th win. Junior outside hitter Rachel Giubilato led the Mustangs to be ranked nationally in kills per game during much of the 2006 season. Freshmen Kendra Kahanek and Candice Davis joined Giubilato in rewriting the SMU record book in more than 10 different statistical categories.
The 2007 season saw the best start in program history, with the Mustangs winning its first six matches, including SMU's first win over Texas Tech. The Ponies were 10-3 heading into the championship match at the New Hampshire Invitational, when outside hitter and team captain Giubilato went down with a career-ending knee injury. The Mustangs were forced to rely heavily on All-Freshman outside hitter Kathryn Wilkerson and senior co-captain Caitlin Rainbird in Giubilato's stead. Despite some statistically meaningful performances, SMU fell to 16-15 on the season and was eliminated in the first round of the C-USA tournament.
The 2008 squad, led by two seniors and two juniors in the rotation, saw four freshman regularly in the starting lineup. The Mustangs went 14-17 on the season, but the experience and maturity gained by those four freshmen proved to be the foundation for success the program experienced in the following years. The 2008 seniors, Natalie Peters and Stefanie Kons, provided the team remarkable performances in their final seasons. Peters, a middle blocker, finished her career as the all-time SMU blocks leader with: 88 solo blocks, 396 block assists and 437 total blocks, while setter Kons ranks third all-time in assists with 3,137.
The 2009 season saw a Mustang squad that turned out a 19-12 record behind the program's first All-American Honorable Mentions in sophomore Dana Powell and senior Kendra Kahanek. Also starring for the Mustangs was newcomer Courtney Manning, who made a name for herself by collecting 128 blocks in 108 games played. As a whole, the Mustang defense set a SMU single-season record with 317.5 blocks in just 121 games, while holding its opponents to 223.5 team blocks.



The 2010 SMU Volleyball Team

In 2010, the Mustangs reached new heights as the team posted its best record in program history, 25-6. Dana Powell once again earned AVCA All-America honors and five Mustangs - Powell (first team), Kathryn Wilkerson (first), Kelli Becerra (second), Jessica Oliver (second) and Courtney Manning (second) - were named to the All-Conference USA team. SMU was led by a strong defense ranking nationally in both digs (17.65) and blocks (2.55) per set. The 2011 team set records for blocks in a season, 356.0, and digs in a match, 132 at Southern Miss, leading Conference USA in blocks and ranking second in digs, averaging 17.05 per set. The Mustangs were the only team in the league to beat Tulsa, sweeping the conference champion with a pair of wins. Manning was named All-Midwest Region and First Team All-C-USA after setting a school record with an NCAA-leading 184 blocks. She also had a team-high .307 hitting percentage. Dana Powell and Jessica Oliver were named Second Team All-C-USA, while Caroline Young was selected to the C-USA All-Freshman Team.
Caroline Young led a young team in 2012, earning All-America Honorable Mention as a sophomore after scoring 51 aces and nearly 400 kills. Senior Courtney Manning finished her career as the SMU all-time leader in blocks with 579, and the Mustangs concluded the campaign with a win over regionally-ranked Baylor.
In 2013, American Athletic Conference Setter of the Year Avery Acker led the Mustangs to a 22-9 record and a second-place finish in The American during the league's inaugural season. The sophomore also was named AVCA All-America honorable mention, All-Region honorable mention and earned a first team all-conference selection. She finished the season with a league-best 11.56 assists per set in conference matches, and ranked 25th in the NCAA with 11.21 per set overall. SMU, which won 10 of its last 11 matches, had a total of five All-American Athletic Conference selections.
SMU set a new school record with 26 wins in 2014, compared to just six losses, finishing runner-up in the American Athletic Conference for the second straight season. The Mustangs won 11 straight matches, including the program's first victory over a top-25 opponent, a 3-2 win at home against then-No. 24 Oklahoma. Morgan Heise was named conference Libero of the Year after a school-record 626 digs, and Avery Acker and Caroline Young each earned their second All-America Honorable Mention awards.



The 2014 SMU Volleyball Team



ACKER, AVERY

Season	SP	MP	K	K/S	E	TA	Pct	A	A/S	SA	SA/S	SE
2012	97	27	27	0.28	15	107	.112	227	2.34	5	0.05	8
2013	107	30	54	0.50	12	141	.298	1199	11.21	10	0.09	13
2014	121	32	64	0.53	20	201	.219	1413	11.68	24	0.20	16
2015	119	33	49	0.41	22	191	.141	1482	12.45	12	0.10	23
TOTAL	444	122	194	0.44	69	640	.195	4321	9.73	51	0.11	60

Season	DIG	D/S	RE	BS	BA	TB	B/S	BE	BHE	Points	Pts/S
2012	170	1.75	16	1	11	12	0.12	0	3	38.5	0.39
2013	264	2.47	0	3	62	65	0.61	4	13	98.0	0.92
2014	403	3.33	0	7	65	72	0.60	7	10	127.5	1.05
2015	344	2.89	0	6	58	64	0.54	6	3	96.0	0.81
TOTAL	1181	2.66	16	17	196	213	0.48	17	29	360.0	0.81



ADAIR, CAITLIN

Season	GP	MP	K	K/G	E	TA	Pct	A	A/G	SA	SA/G	SE
2007	48	19	76	1.58	27	209	.234	3	0.06	4	0.08	1
2008	10	9	8	0.80	4	21	.190	0	0.00	0	0.00	0
2009	23	10	20	0.87	12	66	.121	0	0.00	0	0.00	0
2010	124	31	178	1.44	51	489	.260	6	0.05	1	0.01	1
TOTAL	205	69	282	1.38	94	785	.239	9	0.04	5	0.02	2

Season	DIG	D/G	RE	BS	BA	TB	B/G	BE	BHE	Points	Pts/G
2007	16	0.33	2	10	21	31	0.65	1	1	100.5	2.08
2008	2	0.20	1	0	1	1	0.10	0	0	8.5	0.80
2009	1	0.04	0	3	13	16	0.70	6	0	29.5	1.28
2010	20	0.16	0	8	117	125	1.01	9	1	245.5	1.98
TOTAL	39	0.19	3	21	152	173	0.84	16	2	384.0	1.87



ADAMS, BRITTANY

Season	SP	MP	K	K/S	E	TA	Pct	A	A/S	SA	SA/S	SE
2015	119	33	86	0.72	40	316	.146	4	0.03	11	0.09	30
2016	104	31	203	1.95	82	605	.200	4	0.04	3	0.03	4
2017	111	30	354	3.19	135	1101	.199	12	0.11	21	0.19	16
2018	105	27	310	2.95	142	1044	.161	10	0.07	16	0.15	127
TOTAL	439	121	953	2.20	399	3,066	.177	30	0.06	51	0.12	177

Season	DIG	D/S	RE	BS	BA	TB	B/S	BE	BHE	Points	Pts/S
2015	242	2.03	1	0	12	12	0.10	0	2	103.0	0.87
2016	92	0.88	10	5	44	49	0.47	6	0	233.0	2.24
2017	311	2.80	14	2	49	51	0.46	6	3	401.5	3.62
2018	325	3.10	23	0	31	31	0.30	1	0	341.5	2.26
TOTAL	970	2.20	48	5	136	136	0.33	13	5	1,079	2.25



AMOS, JENNIE

Season	GP	MP	K	K/G	E	TA	Pct	A	A/G	SA	SA/G	SE
1996	111	31	202	1.82	103	581	.170	15	0.14	15	0.14	40
1997	126	34	253	2.01	143	756	.146	12	0.10	5	0.04	17
1998	92	30	197	2.14	91	571	.186	13	0.14	14	0.15	18
1999	42	19	56	1.33	38	200	.090	24	0.57	5	0.12	11
TOTAL	371	114	708	1.91	375	2108	.158	64	0.17	39	0.11	86

Season	DIG	D/G	RE	BS	BA	TB	B/G	BE	BHE	Points	Pts/G
1996	155	1.40	25	8	78	86	0.77	13	14	264.0	2.38
1997	96	0.76	13	12	109	121	0.96	13	2	324.5	2.57
1998	119	1.29	5	7	53	60	0.65	8	3	244.5	2.65
1999	88	2.10	9	1	10	11	0.26	2	2	67.0	1.60
TOTAL	458	1.23	52	28	250	278	0.75	36	21	900.0	2.43



ARMSTRONG, CARLA

Season	SP	MP	K	K/S	E	TA	Pct	A	A/S	SA	SA/S	SE
2011	43	20	44	1.02	36	170	.047	3	0.07	1	0.02	11
2012	98	30	105	1.07	88	385	.044	12	0.12	10	0.10	18
2013	75	26	14	0.19	19	56	-.089	5	0.07	2	0.03	1
2014	73	22	4	0.05	12	35	-.229	8	0.11	0	0.00	0
TOTAL	289	98	167	0.58	155	646	.019	28	0.10	13	0.04	30

Season	DIG	D/S	RE	BS	BA	TB	B/S	BE	BHE	Points	Pts/S
2011	40	0.93	6	1	16	17	0.40	0	1	54.0	1.26
2012	142	1.45	14	3	23	26	0.27	2	6	129.5	1.32
2013	97	1.29	21	0	3	3	0.04	0	1	17.5	0.23
TOTAL	279	1.29	41	4	42	46	0.21	2	8	201.0	0.93



BAILEY, OLIVIA

Season	SP	MP	K	K/S	E	TA	Pct	A	A/S	SA	SA/S	SE
2012	103	27	68	0.66	19	221	.222	980	9.51	19	0.18	47
TOTAL	103	27	68	0.66	19	221	.222	980	9.51	19	0.18	47

Season	DIG	D/S	RE	BS	BA	TB	B/S	BE	BHE	Points	Pts/S
2012	240	2.33	0	1	45	46	0.45	1	6	110.5	1.07
TOTAL	240	2.33	0	1	45	46	0.45	1	6	110.5	1.07



BAUSS, JADYN

Season	SP	MP	K	K/S	E	TA	Pct	A	A/S	SA	SA/S	SE
2019	66	21	115	1.74	63	428	.121	10	0.15	11	0.17	16
2020-21	57	14	209	3.67	87	619	.197	6	0.11	11	0.19	15
TOTAL	123	35	324	2.71	150	1047	.159	16	0.13	22	0.18	31

Season	DIG	D/S	RE	BS	BA	TB	B/S	BE	BHE	Points	Pts/S
2019	123	1.86	18	2	10	12	0.18	3	0	133.0	2.02
2020-21	212	3.72	14	2	17	19	0.33	1	0	230.5	4.04
TOTAL	335	2.79	32	4	27	31	0.26	4	0	363.5	3.03



BECERRA, KELLI

Season	GP	MP	K	K/G	E	TA	Pct	A	A/G	SA	SA/G	SE
2008	114	31	11	0.10	9	32	.062	661	5.80	24	0.21	39
2009	121	31	45	0.37	14	129	.240	1258	10.40	21	0.17	28
2010	124	31	45	0.36	24	143	.147	1325	10.69	25	0.20	25
2011	128	32	18	0.14	11	57	.123	947	7.40	21	0.16	25
TOTAL	487	125	119	0.24	58	361	.169	4191	8.61	91	0.19	117

Season	DIG	D/G	RE	BS	BA	TB	B/G	BE	BHE	Points	Pts/G
2008	247	2.17	0	1	6	7	0.06	1	3	39.0	0.34
2009	329	2.72	2	3	53	56	0.46	4	8	95.5	0.79
2010	328	2.65	0	1	46	47	0.38	5	12	94.0	0.76
2011	357	2.79	0	2	2	4	0.03	1	5	42.0	0.33
TOTAL	1261	2.59	2	7	107	114	0.23	11	28	270.5	0.55



BEGIN, ANNIE

Season	SP	MP	K	K/S	E	TA	Pct	A	A/S	SA	SA/S	SE
2009	0	0	0	0.00	0	0	.000	0	0.00	0	0.00	0
2010	3	3	2	0.67	0	2	1.00	0	0.00	0	0.00	0
TOTAL	3	3	2	0.67	0	2	1.00	0	0.00	0	0.00	0

Season	DIG	D/S	RE	BS	BA	TB	B/S	BE	BHE	Points	Pts/S
2009	0	0.00	0	0	0	0	0.00	0	0	0.0	0.00
2010	4	1.33	0	0	0	0	0.00	0	0	2.0	0.67
TOTAL	4	1.33	0	0	0	0	0.00	0	0	2.0	0.67



BENNETT, STEPHANIE

Season	GP	MP	K	K/G	E	TA	Pct	A	A/G	SA	SA/G	SE
2002	18	10	36	2.00	11	82	.305	6	0.33	7	0.39	7
2003	7	6	2	0.29	2	10	.000	2	0.29	0	0.00	0
2004	58	20	115	1.98	80	307	.114	27	0.47	4	0.07	4
2005	49	14	47	0.96	22	157	.159	17	0.35	0	0.00	0
TOTAL	132	50	200	1.52	115	556	.153	52	0.39	11	0.08	11

Season	DIG	D/G	RE	BS	BA	TB	B/G	BE	BHE	Points	Pts/G
2002	26	1.44	1	2	7	9	0.50	1	1	48.5	2.67
2003	1	0.14	0	1	0	1	0.14	1	0	3.0	0.43
2004	37	0.64	0	4	30	34	0.59	5	6	138.0	2.38
2005	25	0.51	2	7	37	44	0.90	5	1	72.5	1.47
TOTAL	89	0.67	3	14	74	88	0.67	12	8	262.0	1.98



BERGQUIST, CARLY

Season	GP	MP	K	K/G	E	TA	Pct	A	A/G	SA	SA/G	SE
2007	102	28	6	0.06	0	15	.400	12	0.12	20	0.20	15
2008	115	31	3	0.03	2	21	.048	36	0.31	14	0.12	21
2009	121	31	3	0.02	5	26	-.077	35	0.29	32	0.26	25
TOTAL	338	90	12	0.04	7	62	0.81	83	0.25	66	0.20	61

Season	DIG	D/G	RE	BS	BA	TB	B/G	BE	BHE	Points	Pts/G
2007	193	1.89	12	0	0	0	0.00	0	0	26.0	0.25
2008	210	1.83	20	0	0	0	0.00	0	0	17.0	0.15
2009	284	2.35	18	0	0	0	0.00	0	2	35.0	0.29
TOTAL	678	2.03	50	0	0	0	0.00	0	2	78.0	0.23



BOWMAN, NASTASSJA

Season	SP	MP	K	K/S	E	TA	Pct	A	A/S	SA	SA/S	SE
2016	6	3	1	0.17	0	3	.333	17	2.83	0	0.00	1
TOTAL	6	3	1	0.17	0	3	.333	17	2.83	0	0.00	1

Season	DIG	D/S	RE	BS	BA	TB	B/S	BE	BHE	Points	Pts/S
2016	9	1.50	0	0	0	0	0.00	0	1	1.0	0.17
TOTAL	9	1.50	0	0	0	0	0.00	0	1	1.0	0.17



BREDEWATER, SHELLEY

Season	GP	MP	K	K/G	E	TA	Pct	A	A/G	SA	SA/G	SE
1997	31	20	59	1.90	32	165	.164	9	0.29	2	0.06	8
1998	80	25	133	1.66	82	430	.119	63	0.79	16	0.20	30
1999	93	29	184	1.98	103	539	.150	69	0.74	14	0.15	21
2000	104	31	255	2.45	118	639	.214	117	1.12	15	0.14	34
TOTAL	308	105	631	2.05	335	1773	.167	258	0.84	47	0.15	93

Season	DIG	D/G	RE	BS	BA	TB	B/G	BE	BHE	Points	Pts/G
1997	46	1.48	10	0	3	3	0.10	2	1	62.5	2.00
1998	173	2.16	24	2	35	37	0.46	4	10	168.5	2.10
1999	249	2.68	27	5	37	42	0.45	5	5	221.5	2.38
2000	307	2.95	33	2	54	56	0.54	13	10	299.0	2.88
TOTAL	775	2.52	94	9	129	138	0.45	24	26	751.5	2.44



BRUNSTEIN, KELLY

Season	SP	MP	K	K/S	E	TA	Pct	A	A/S	SA	SA/S	SE
2015	1	1	0	0.00	0	2	.000	0	0.00	0	0.00	0
2016	9	7	3	0.33	8	24	-.208	0	0.00	0	0.00	0
2017	111	31	228	2.05	106	518	.236	5	0.05	0	0.00	7
TOTAL	10	8	3	0.30	8	26	-.192	0	0.00	0	0.00	0

Season	DIG	D/S	RE	BS	BA	TB	B/S	BE	BHE	Points	Pts/S
2015	0	0.00	0	1	0	1	1.00	0	0	1.0	1.00
2016	4	0.44	0	0	4	4	0.44	0	0	5.0	0.56
2017	38	0.34	1	19	85	104.0	0.94	10	1	289.5	2.61
TOTAL	4	0.40	0	1	4	5	0.50	0	0	6.0	0.60



BUKOLT, KENZIE

Season	GP	MP	K	K/G	E	TA	Pct	A	A/G	SA	SA/G	SE
2007	37	17	37	1.00	21	117	.137	7	0.19	1	0.03	0
2008	7	5	5	0.71	5	18	.000	1	0.14	0	0.00	0
2009	25	11	16	0.64	19	76	-.039	3	0.12	0	0.00	0
TOTAL	69	33	58	0.84	45	211	0.62	11	0.16	1	0.01	0

Season	DIG	D/G	RE	BS	BA	TB	B/G	BE	BHE	Points	Pts/G
2007	19	0.51	2	0	21	21	0.57	0	2	48.5	1.30
2008	2	0.29	0	0	1	1	0.14	0	1	5.5	0.71
2009	3	0.12	1	1	11	12	0.48	0	0	22.5	0.90
TOTAL	24	0.35	3	1	33	34	0.49	0	3	76.5	1.10



BULA, CAILIN

Season	SP	MP	K	K/S	E	TA	Pct	A	A/S	SA	SA/S	SE
2012	86	26	162	1.88	83	509	.155	10	0.12	10	0.12	15
2013	85	28	232	2.73	94	602	.229	5	0.06	29	0.34	36
2014	113	31	302	2.67	125	875	.202	3	0.03	13	0.12	44
2015	118	33	312	2.64	102	798	.263	7	0.06	2	0.02	11
TOTAL	402	118	1008	2.51	404	2784	.217	25	0.06	54	0.13	106

Season	DIG	D/S	RE	BS	BA	TB	B/S	BE	BHE	Points	Pts/S
2012	88	1.02	9	1	32	33	0.38	5	0	189.0	2.20
2013	74	0.87	6	6	36	42	0.49	3	0	285.0	3.35
2014	130	1.15	6	2	51	53	0.47	2	1	342.5	3.03
2015	76	0.64	19	2	70	72	0.61	2	1	351.0	2.97
TOTAL	368	0.92	40	11	189	200	0.50	12	2	1167.5	2.90



BURKE, KELLY

Season	GP	MP	K	K/G	E	TA	Pct	A	A/G	SA	SA/G	SE
1996	10	8	3	0.30	6	24	-.125	1	0.10	1	0.10	1
TOTAL	10	8	3	0.30	6	24	-.125	1	0.10	1	0.10	1

Season	DIG	D/G	RE	BS	BA	TB	B/G	BE	BHE	Points	Pts/G
1996	6	0.60	4	0	0	0	0.00	1	0	4.0	0.40
TOTAL	6	0.60	4	0	0	0	0.00	1	0	4.0	0.40



BYBEL, ABBEY

Season	SP	MP	K	K/S	E	TA	Pct	A	A/S	SA	SA/S	SE
2012	86	27	191	2.22	89	593	.172	6	0.07	5	0.06	7
2013	105	31	268	2.55	102	787	.211	12	0.11	11	0.10	18
2014	122	32	355	2.91	145	1105	.190	17	0.14	33	0.27	36
2015	119	33	358	3.01	131	1055	.215	13	0.11	14	0.12	22
TOTAL	432	123	1172	2.71	467	3540	.199	48	0.11	63	0.15	83

Season	DIG	D/S	RE	BS	BA	TB	B/S	BE	BHE	Points	Pts/S
2012	104	1.21	16	0	24	24	0.28	3	2	208.0	2.42
2013	212	2.02	19	3	34	37	0.35	6	3	299.0	2.85
2014	326	2.67	25	1	35	36	0.30	7	5	406.5	3.33
2015	309	2.60	18	2	35	37	0.31	7	3	391.5	3.29
TOTAL	951	2.20	78	6	128	134	0.31	23	13	1305.0	3.02



CAMDZIC, LEJLA

Season	SP	MP	K	K/S	E	TA	Pct	A	A/S	SA	SA/S	SE
2017	2	2	1	0.50	0	3	.333	0	0.00	0	0.00	0
TOTAL	2	2	1	0.50	0	3	.333	0	0.00	0	0.00	0

Season	DIG	D/S	RE	BS	BA	TB	B/S	BE	BHE	Points	Pts/S
2017	0	0.00	0	0	0	0	0.00	0	0	1.0	0.50
TOTAL	0	0.00	0	0	0	0	0.00	0	0	1.0	0.50



CORNELIUS, KARA

Season	GP	MP	K	K/G	E	TA	Pct	A	A/G	SA	SA/G	SE
2004	56	18	51	0.91	29	154	.143	1	0.02	0	0.00	0
2005	27	15	28	1.04	12	68	.235	2	0.07	0	0.00	0
2006	85	28	77	0.91	43	257	.132	15	0.18	0	0.00	0
2007	64	23	51	0.80	31	167	.120	7	0.11	1	0.02	0
TOTAL	232	84	207	0.92	115	646	.158	25	0.11	1	0.00	0

Season	DIG	D/G	RE	BS	BA	TB	B/G	BE	BHE	Points	Pts/G
2004	10	0.18	0	8	50	58	1.04	7	2	84.0	1.50
2005	5	0.19	0	4	6	10	0.37	0	0	35.0	1.30
2006	14	0.16	1	9	54	63	0.74	5	8	113.0	1.33
2007	12	0.19	0	8	43	51	0.80	4	1	81.5	1.27
TOTAL	29	0.17	1	21	110	131	0.78	12	10	313.5	1.35



DALY, CAROLINE

Season	GP	MP	K	K/G	E	TA	Pct	A	A/G	SA	SA/G	SE
2010	12	10	4	0.33	3	11	.091	0	0.00	0	0.00	0
2011	128	32	86	0.67	44	263	.160	5	0.04	0	0.00	0
2012	24	13	16	0.67	5	42	.262	0	0.00	0	0.00	0
2013	16	9	12	0.75	7	42	.119	1	0.06	0	0.00	2
TOTAL	180	64	118	0.66	59	358	.165	6	0.03	0	0.00	2

Season	DIG	D/S	RE	BS	BA	TB	B/S	BE	BHE	Points	Pts/S
2010	3	0.25	0	0	8	8	0.67	1	0	8.0	0.67
2011	29	0.23	1	23	132	155	1.21	10	2	175.0	1.37
2012	1	0.04	0	0	7	7	0.29	1	0	19.5	0.79
2013	3	0.19	0	4	14	18	1.12	2	0	23.0	1.44
TOTAL	36	0.20	1	27	161	188	1.04	14	2	225.5	1.25



DAVIS, CANDICE

Season	GP	MP	K	K/G	E	TA	Pct	A	A/G	SA	SA/G	SE
2006	118	32	7	0.06	9	52	-.038	18	0.15	27	0.23	31
2007	113	30	16	0.14	7	72	.125	24	0.21	23	0.20	39
TOTAL	231	62	23	0.20	16	124	.044	42	0.18	50	0.22	70

Season	DIG	D/G	RE	BS	BA	TB	B/G	BE	BHE	Points	Pts/G
2006	524	4.44	56	1	2	3	0.03	0	1	36.0	0.31
2007	611	5.41	39	0	1	1	0.01	0	0	39.5	0.35
TOTAL	1135	4.91	95	1	3	4	0.03	0	1	75.5	0.33



DIBONA, JULIA

Season	GP	MP	K	K/G	E	TA	Pct	A	A/G	SA	SA/G	SE
2017	113	31	0	0.00	0	2	.000	25	0.22	18	0.16	22
TOTAL	113	31	0	0.00	0	2	.000	25	0.22	18	0.16	22

Season	DIG	D/G	RE	BS	BA	TB	B/G	BE	BHE	Points	Pts/G
2017	245	2.17	15	0	0	0	0.00	0	0	18.0	0.16
TOTAL	245	2.17	15	0	0	0	0.00	0	0	18.0	0.16



DOVE, LAUREN

Season	GP	MP	K	K/G	E	TA	Pct	A	A/G	SA	SA/G	SE
2005	3	2	1	0.33	2	10	-.100	0	0.00	0	0.00	1
TOTAL	3	2	1	0.33	2	10	-.100	0	0.00	0	0.00	1

Season	DIG	D/G	RE	BS	BA	TB	B/G	BE	BHE	Points	Pts/G
2005	2	0.67	1	0	0	0	0.00	0	0	1.0	0.33
TOTAL	2	0.67	1	0	0	0	0.00	0	0	1.0	0.33



EDWARDS, DANA

Season	GP	MP	K	K/G	E	TA	Pct	A	A/G	SA	SA/G	SE
2013	11	4	3	0.27	2	7	.143	50	4.55	0	0.00	0
TOTAL	11	4	3	0.27	2	7	.143	50	4.55	0	0.00	0

Season	DIG	D/G	RE	BS	BA	TB	B/G	BE	BHE	Points	Pts/G
2013	15	1.36	0	0	3	3	0.27	0	2	4.5	0.36
TOTAL	15	1.36	0	0	3	3	0.27	0	2	4.5	0.36



ELLINOR, BECCA

Season	GP	MP	K	K/G	E	TA	Pct	A	A/G	SA	SA/G	SE
2007	6	4	3	0.50	3	15	.000	0	0.00	0	0.00	0
2008	8	4	9	1.12	7	35	.057	0	0.00	0	0.00	0
TOTAL	14	8	12	0.86	10	50	.040	0	0.00	0	0.00	0

Season	DIG	D/G	RE	BS	BA	TB	B/G	BE	BHE	Points	Pts/G
2007	0	0.00	0	0	1	1	0.17	0	0	3.5	0.50
2008	3	0.38	0	0	2	2	0.25	0	0	10.0	1.25
TOTAL	3	0.21	0	0	3	3	0.21	0	0	13.5	0.93



ERAZMUS, JACKIE

Season	GP	MP	K	K/G	E	TA	Pct	A	A/G	SA	SA/G	SE
2000	105	31	5	0.05	2	25	.120	107	1.02	17	0.16	24
2001	86	26	4	0.05	2	32	.062	39	0.45	21	0.24	35
2002	0	0	0	0.00	0	0	.000	0	0.00	0	0.00	0
2003	114	30	3	0.03	3	29	.000	97	0.85	35	0.31	51
2004	98	28	8	0.08	5	35	.086	175	1.79	31	0.32	47
TOTAL	403	115	20	0.05	12	121	.066	418	1.04	104	0.26	157

Season	DIG	D/G	RE	BS	BA	TB	B/G	BE	BHE	Points	Pts/G
2000	216	2.06	7	0	1	1	0.01	1	4	22.5	0.21
2001	188	2.19	15	0	1	1	0.01	0	1	25.5	0.29
2002	0	0.00	0	0	0	0	0.00	0	0	0.0	0.00
2003	323	2.83	3	0	0	0	0.00	0	9	38.0	0.33
2004	285	2.91	12	0	6	6	0.06	1	5	42.0	0.43
TOTAL	1012	2.51	37	0	8	8	0.02	2	19	128.0	0.32



EVANCO, JENNETTE

Season	GP	MP	K	K/G	E	TA	Pct	A	A/G	SA	SA/G	SE
2003	92	26	3	0.03	2	11	.091	13	0.14	0	0.00	0
2004	51	15	0	0.00	0	2	.000	10	0.20	4	0.08	18
2005	107	29	5	0.05	5	67	.000	23	0.21	26	0.24	30
2006	10	3	1	0.10	1	11	.000	3	0.30	5	0.50	4
TOTAL	260	73	9	0.03	8	91	.011	49	0.19	35	0.13	52

Season	DIG	D/G	RE	BS	BA	TB	B/G	BE	BHE	Points	Pts/G
2003	215	2.34	21	0	0	0	0.00	0	2	3.0	0.03
2004	164	3.22	10	0	1	1	0.02	0	1	4.5	0.08
2005	523	4.89	46	0	0	0	0.00	0	2	31.0	0.29
2006	29	2.90	5	0	0	0	0.00	0	0	6.0	0.60
TOTAL	931	3.58	82	0	1	1	0.00	0	5	44.5	0.17



GIORDANO, JANELLE

Season	GP	MP	K	K/G	E	TA	Pct	A	A/G	SA	SA/G	SE
2013	111	31	219	1.97	74	471	.308	4	0.04	0	0.00	1
2014	122	32	261	2.14	84	564	.314	9	0.07	0	0.00	0
2015	119	33	300	2.52	57	619	.393	11	0.09	8	0.07	15
2016	121	34	279	2.31	62	659	.329	3	0.02	0	0.00	0
TOTAL	473	130	1059	2.24	277	2313	.338	27	0.06	8	0.02	16

Season	DIG	D/G	RE	BS	BA	TB	B/G	BE	BHE	Points	Pts/G
2013	16	0.14	1	14	99	113	1.02	5	0	282.5	2.54
2014	48	0.39	1	15	145	160	1.31	11	0	348.5	2.85
2015	79	0.66	3	24	164	188	1.58	19	4	414.0	3.48
2016	31	0.26	2	15	147	162	1.34	16	2	367.5	3.03
TOTAL	174	0.37	7	68	555	623	1.32	51	6	1412.5	2.99



GIUBILATO, RACHEL

Season	GP	MP	K	K/G	E	TA	Pct	A	A/G	SA	SA/G	SE
2004	60	22	127	2.12	67	343	.175	33	0.55	7	0.12	10
2005	107	29	396	3.70	205	1169	.163	24	0.22	38	0.36	41
2006	122	32	568	4.66	215	1455	.243	31	0.25	37	0.30	59
2007	46	13	219	4.76	98	526	.230	13	0.28	13	0.28	10
TOTAL	335	96	1310	3.91	585	3493	.208	101	0.30	95	0.28	120

Season	DIG	D/G	RE	BS	BA	TB	B/G	BE	BHE	Points	Pts/G
2004	132	2.20	9	4	35	39	0.65	6	4	155.5	2.58
2005	422	3.94	39	11	48	59	0.55	9	3	469.0	4.38
2006	445	3.65	38	9	61	70	0.57	6	1	644.5	5.28
2007	156	3.39	18	7	18	25	0.54	2	0	248.0	5.39
TOTAL	1155	3.45	104	31	162	193	0.58	23	8	1517.0	4.53



GLOVER, ALEX

Season	GP	MP	K	K/G	E	TA	Pct	A	A/G	SA	SA/G	SE
2019	55	19	96	1.75	29	238	.282	1	0.02	0	0.00	0
2020-21	57	14	93	1.63	26	261	.257	4	0.07	2	0.04	5
TOTAL	112	33	188	1.69	55	499	.270	5	0.05	2	0.04	5

Season	DIG	D/G	RE	BS	BA	TB	B/G	BE	BHE	Points	Pts/G
2019	16	0.29	0	1	17	18	0.26	2	0	123.0	2.24
2020-21	25	0.44	0	10	47	57	1.00	4	0	128.5	0.53
TOTAL	41	0.37	0	11	64	75	0.63	6	0	251.0	1.39



GODWIN, MELISSA

Season	GP	MP	K	K/G	E	TA	Pct	A	A/G	SA	SA/G	SE
1997	126	34	359	2.85	182	887	.200	15	0.12	46	0.37	52
1998	110	31	348	3.16	170	865	.206	7	0.06	33	0.30	52
1999	121	33	407	3.36	181	1036	.218	12	0.10	46	0.38	64
2000	109	31	342	3.14	127	783	.275	15	0.14	28	0.26	54
TOTAL	466	129	1456	3.12	660	3571	.223	49	0.11	153	0.33	222

Season	DIG	D/G	RE	BS	BA	TB	B/G	BE	BHE	Points	Pts/G
1997	222	1.76	33	18	105	123	0.98	30	15	475.5	3.77

1998	200	1.82	15	17	112	129	1.17	21	7	454.0	4.13
1999	115	0.95	3	26	89	115	0.95	18	3	523.5	4.32
2000	82	0.75	1	12	64	76	0.70	23	2	414.0	3.80
TOTAL	619	1.33	52	73	370	443	0.95	92	27	1867.0	4.01



GREBING, MEGHAN

Season	GP	MP	K	K/G	E	TA	Pct	A	A/G	SA	SA/G	SE
2001	6	5	3	0.50	3	8	.000	0	0.00	0	0.00	0
TOTAL	6	5	3	0.50	3	8	.000	0	0.00	0	0.00	0

Season	DIG	D/G	RE	BS	BA	TB	B/G	BE	BHE	Points	Pts/G
2001	0	0.00	0	0	1	1	0.17	0	0	3.5	0.50
TOTAL	0	0.00	0	0	1	1	0.17	0	0	3.5	0.50



HARDING, TINA

Season	GP	MP	K	K/G	E	TA	Pct	A	A/G	SA	SA/G	SE
1996	111	31	163	1.47	132	553	.056	37	0.33	31	0.28	41
1997	121	34	301	2.49	133	723	.232	75	0.62	28	0.23	48
TOTAL	232	65	464	2.00	265	1276	.156	112	0.48	59	0.25	89

Season	DIG	D/G	RE	BS	BA	TB	B/G	BE	BHE	Points	Pts/G
1996	173	1.56	30	13	76	89	0.80	22	10	245.0	2.21
1997	291	2.40	33	9	93	102	0.84	19	13	384.5	3.17
TOTAL	464	2.00	63	22	169	191	0.82	41	23	629.5	2.71



HATFIELD, TARA

Season	GP	MP	K	K/G	E	TA	Pct	A	A/G	SA	SA/G	SE
1998	29	16	12	0.41	9	37	.081	155	5.34	5	0.17	1
1999	32	16	23	0.72	14	68	.132	291	9.09	3	0.09	4
2000	103	30	132	1.28	49	348	.239	1411	13.70	20	0.19	10
2001	101	27	126	1.25	47	339	.233	1250	12.38	33	0.33	19
TOTAL	265	89	293	1.11	119	792	.220	3107	11.72	61	0.23	34

Season	DIG	D/G	RE	BS	BA	TB	B/G	BE	BHE	Points	Pts/G
1998	38	1.31	0	1	14	15	0.52	1	10	25.0	0.86
1999	63	1.97	0	0	17	17	0.53	4	9	34.5	1.06
2000	291	2.83	0	10	41	51	0.50	19	28	182.5	1.77
2001	244	2.42	1	4	71	75	0.74	11	19	198.5	1.96
TOTAL	636	2.40	1	15	143	158	0.60	35	66	440.5	1.66



HECKMANN, MAKENZI

Season	GP	MP	K	K/G	E	TA	Pct	A	A/G	SA	SA/G	SE
2019	68	22	211	3.10	105	552	.192	5	0.07	5	0.07	24
TOTAL	68	22	211	3.10	105	552	.192	5	0.07	5	0.07	24

Season	DIG	D/G	RE	BS	BA	TB	B/G	BE	BHE	Points	Pts/G
2019	83	1.22	19	1	17	18	0.26	2	0	225.5	3.32
TOTAL	83	1.22	19	1	17	18	0.26	2	0	225.5	3.32



HEGARTY, KATIE

Season	GP	MP	K	K/G	E	TA	Pct	A	A/G	SA	SA/G	SE
2014	20	10	29	1.45	12	83	.205	0	0.00	0	0.00	0
2015	111	32	273	2.46	113	704	.227	2	0.02	0	0.00	0
2016	121	34	461	3.81	165	1177	.251	11	0.09	21	0.17	36
2017	63	16	189	3.00	73	497	.233	2	0.03	4	0.06	9
TOTAL	315	92	952	3.03	363	2,461	.241	15	0.05	25	0.08	45

Season	DIG	D/G	RE	BS	BA	TB	B/G	BE	BHE	Points	Pts/G
2014	9	0.45	0	1	18	19	0.95	1	2	39.0	1.95
2015	44	0.40	0	5	78	83	0.75	5	1	317.0	2.86
2016	197	1.63	0	4	93	97	0.80	5	2	532.5	4.40
2017	66	1.05	3	2	39	41	0.65	2	0	214.5	3.40
TOTAL	316	0.99	3	12	228	240	0.79	13	5	1,103	3.52



HEIM, LILY

Season	GP	MP	K	K/G	E	TA	Pct	A	A/G	SA	SA/G	SE
2018	104	27	2	0.02	6	19	-.211	581	5.59	13	0.13	33
2019	97	25	64	0.66	11	150	.353	1125	11.60	15	0.15	19
2020-21	49	12	25	0.51	10	87	.172	529	10.80	9	0.18	12
TOTAL	250	64	91	0.39	27	256	.105	745	9.33	37	0.15	64

Season	DIG	D/G	RE	BS	BA	TB	B/G	BE	BHE	Points	Pts/G
2018	212	2.04	0	1	3	4	0.04	0	22	17.5	0.17
2019	278	2.87	0	3	43	46	0.47	4	13	103.5	1.07
2020-21	124	2.53	1	1	15	16	0.33	2	6	42.5	0.87
TOTAL	614	2.48	1	5	61	66	0.28	6	41	163.5	0.51



HEISE, MORGAN

Season	GP	MP	K	K/G	E	TA	Pct	A	A/G	SA	SA/G	SE
2013	112	31	6	0.05	1	17	.294	111	0.99	18	0.16	12
2014	122	32	3	0.02	1	12	.167	101	0.83	22	0.18	19
2015	119	33	5	0.04	0	21	.238	82	0.69	19	0.16	17
2016	121	34	1	0.01	0	9	.111	109	0.90	12	0.10	9
TOTAL	474	130	15	0.03	2	59	.220	403	0.85	71	0.15	57

Season	DIG	D/G	RE	BS	BA	TB	B/G	BE	BHE	Points	Pts/G
2013	406	3.62	16	0	1	1	0.01	0	3	24.5	0.21
2014	626	5.13	13	0	0	0	0.00	0	3	25.0	0.20
2015	721	6.06	7	0	0	0	0.00	0	2	24.0	0.20
2016	626	5.17	10	0	0	0	0.00	0	1	13.0	0.11
TOTAL	2379	5.02	46	0	1	1	0.00	0	9	86.5	0.18



HEMSLEY, ZAIRYN

Season	GP	MP	K	K/G	E	TA	Pct	A	A/G	SA	SA/G	SE
2020-21	37	11	10	0.27	2	33	.242	80	2.16	8	0.22	11
TOTAL	37	11	10	0.27	2	33	.242	80	2.16	8	0.22	11

Season	DIG	D/G	RE	BS	BA	TB	B/G	BE	BHE	Points	Pts/G
2020-21	98	2.65	0	0	3	3	0.08	0	3	19.5	0.53
TOTAL	98	2.65	0	0	3	3	0.08	0	3	19.5	0.53

HICKMAN, HANNAH

Season	GP	MP	K	K/G	E	TA	Pct	A	A/G	SA	SA/G	SE

2017	3	2	2	0.67	1	4	.250	1	0.33	2	0.67	1
TOTAL	3	2	2	0.67	1	4	.250	1	0.33	2	0.67	1

Season	DIG	D/G	RE	BS	BA	TB	B/G	BE	BHE	Points	Pts/G
2017	6	2.00	0	0	0	0	0.00	0	0	4.0	1.33
TOTAL	6	2.00	0	0	0	0	0.00	0	0	4.0	1.33



HILL, MADISON

Season	GP	MP	K	K/G	E	TA	Pct	A	A/G	SA	SA/G	SE
2005	62	20	28	0.45	9	107	.178	658	10.61	4	0.06	25
2006	94	28	16	0.17	6	83	.120	484	5.15	9	0.10	20
2007	51	18	13	0.25	6	45	.156	303	5.94	6	0.12	7
TOTAL	207	66	57	0.28	21	235	.153	1445	6.98	19	0.09	52

Season	DIG	D/G	RE	BS	BA	TB	B/G	BE	BHE	Points	Pts/G
2005	150	2.42	0	2	21	23	0.37	2	7	44.5	0.71
2006	205	2.18	4	1	23	24	0.26	3	8	37.5	0.39
2007	112	2.20	1	1	11	12	0.24	1	5	25.5	0.50
TOTAL	467	2.26	5	4	55	59	0.29	6	20	107.5	0.52



HINNERS, AUBREY

Season	SP	MP	K	K/S	E	TA	Pct	A	A/S	SA	SA/S	SE
2015	7	6	1	0.14	1	5	.000	1	0.14	1	0.14	1
2016	56	23	1	0.02	3	10	-.200	3	0.05	3	0.05	9
TOTAL	63	29	2	0.03	4	15	-.133	4	0.06	4	0.06	10

Season	DIG	D/S	RE	BS	BA	TB	B/S	BE	BHE	Points	Pts/S
2015	5	0.71	1	0	0	0	0.00	0	0	2.0	0.29
2016	48	0.86	9	0	0	0	0.00	0	0	4.0	0.07
TOTAL	53	0.84	10	0	0	0	0.00	0	0	6.0	0.10



HOGAN, KATIE

Season	SP	MP	K	K/S	E	TA	Pct	A	A/S	SA	SA/S	SE
2012	37	16	0	0.00	1	3	-.333	4	0.11	4	0.11	5
TOTAL	37	16	0	0.00	1	3	-.333	4	0.11	4	0.11	5

Season	DIG	D/S	RE	BS	BA	TB	B/S	BE	BHE	Points	Pts/S
2012	17	0.46	3	0	0	0	0.00	0	0	4.0	0.11
TOTAL	17	0.46	3	0	0	0	0.00	0	0	4.0	0.11



HOLDER, ALLISON

Season	GP	MP	K	K/G	E	TA	Pct	A	A/G	SA	SA/G	SE
2000	39	18	49	1.26	21	139	.201	4	0.10	3	0.08	5
2001	95	27	172	1.81	89	507	.164	40	0.42	6	0.06	21
2002	101	29	238	2.36	96	644	.220	69	0.68	39	0.39	43
2003	113	30	293	2.59	85	742	.280	43	0.38	0	0.00	0
TOTAL	348	104	752	2.16	291	2032	.227	156	0.45	48	0.14	69

Season	DIG	D/G	RE	BS	BA	TB	B/G	BE	BHE	Points	Pts/G
2000	26	0.67	4	0	8	8	0.21	4	1	56.0	1.44
2001	126	1.33	22	4	63	67	0.71	10	1	213.5	2.24
2002	250	2.48	4	1	54	55	0.54	9	8	305.0	3.02
2003	50	0.44	3	6	60	66	0.58	12	25	329.0	2.91
TOTAL	452	1.30	33	11	185	196	0.56	35	35	903.5	2.59



HOMAN, ASHLEY

Season	SP	MP	K	K/S	E	TA	Pct	A	A/S	SA	SA/S	SE
2016	31	13	49	1.58	27	147	.150	1	0.03	0	0.00	2
TOTAL	31	13	49	1.58	27	147	.150	1	0.03	0	0.00	2

Season	DIG	D/S	RE	BS	BA	TB	B/S	BE	BHE	Points	Pts/S
2016	13	0.42	3	0	10	10	0.32	0	0	54.0	1.74
TOTAL	13	0.42	3	0	10	10	0.32	0	0	54.0	1.74



HOSKINS, KOLLIN

Season	GP	MP	K	K/G	E	TA	Pct	A	A/G	SA	SA/G	SE
2002	57	24	106	1.86	63	262	.164	2	0.04	6	0.11	29
TOTAL	57	24	106	1.86	63	262	.164	2	0.04	6	0.11	29

Season	DIG	D/G	RE	BS	BA	TB	B/G	BE	BHE	Points	Pts/G
2002	15	0.26	0	5	34	39	0.68	15	1	134.0	2.35
TOTAL	15	0.26	0	5	34	39	0.68	15	1	134.0	2.35



HUGHES, ALLISON

Season	GP	MP	K	K/G	E	TA	Pct	A	A/G	SA	SA/G	SE
2017	32	13	5	0.16	5	22	.000	127	3.97	1	0.03	4
TOTAL	32	13	5	0.16	5	22	.000	127	3.97	1	0.03	4

Season	DIG	D/G	RE	BS	BA	TB	B/G	BE	BHE	Points	Pts/G
2017	22	0.69	0	0	4	4.0	0.13	1	3	8.0	0.25
TOTAL	22	0.69	0	0	4	4.0	0.13	1	3	8.0	0.25



INGRAM, TANEAL

Season	GP	MP	K	K/G	E	TA	Pct	A	A/G	SA	SA/G	SE
2000	33	15	38	1.15	8	88	.341	7	0.21	3	0.09	2
TOTAL	33	15	38	1.15	8	88	.341	7	0.21	3	0.09	2

Season	DIG	D/G	RE	BS	BA	TB	B/G	BE	BHE	Points	Pts/G
2000	44	1.33	4	5	15	20	0.61	4	2	53.5	1.61
TOTAL	44	1.33	4	5	15	20	0.61	4	2	53.5	1.61



JACOBS, HANNAH

Season	GP	MP	K	K/G	E	TA	Pct	A	A/G	SA	SA/G	SE
2018	72	23	204	2.83	123	581	.139	1	0.01	1	0.01	2
2019	93	24	303	3.42	150	844	.181	5	0.05	0	0.00	0
2020-21	57	14	194	3.40	89	503	.209	5	0.09	0	0.00	0
TOTAL	222	61	701	3.22	362	1928	0.176	11	0.05	1	0.01	2

Season	DIG	D/G	RE	BS	BA	TB	B/G	BE	BHE	Points	Pts/G
2018	35	0.49	9	1	22	23	0.32	4	0	217.0	3.01
2019	36	0.39	5	0	30	30	0.32	5	0	318.0	3.42

2020-21	40	0.70	14	0	21	21	0.37	4	0	204.5	3.59
TOTAL	111	0.53	28	1	73	74	0.34	13	0	739.5	3.34

JANETTE, MEGHAN



Season	GP	MP	K	K/G	E	TA	Pct	A	A/G	SA	SA/G	SE
2010	72	20	0	0.00	1	2	-.500	8	0.11	9	0.12	15
TOTAL	72	20	0	0.00	1	2	-.500	8	0.11	9	0.12	15

Season	DIG	D/G	RE	BS	BA	TB	B/G	BE	BHE	Points	Pts/G
2010	62	0.86	4	0	0	0	0.00	0	0	9.0	0.12
TOTAL	62	0.86	4	0	0	0	0.00	0	0	9.0	0.12

JONES, ANGEL



Season	GP	MP	K	K/G	E	TA	Pct	A	A/G	SA	SA/G	SE
2020-21	0	0	0	0.00	0	0	0.00	0	0.00	0	0.00	0
TOTAL	0	0	0	0.00	0	0	0.00	0	0.00	0	0.00	0

Season	DIG	D/G	RE	BS	BA	TB	B/G	BE	BHE	Points	Pts/G
2020-21	0	0	0	0.00	0	0	0.00	0	0.00	0	0.00
TOTAL	0	0	0	0.00	0	0	0.00	0	0.00	0	0.00

KAHANEK, KENDRA



Season	GP	MP	K	K/G	E	TA	Pct	A	A/G	SA	SA/G	SE
2006	122	32	281	2.30	79	620	.326	10	0.08	0	0.00	5
2007	89	27	151	1.70	72	426	.185	9	0.10	1	0.01	4
2008	114	31	223	1.96	80	566	.253	10	0.09	0	0.00	2
2009	121	31	303	2.50	90	784	.272	12	0.10	16	0.13	21
TOTAL	446	121	958	2.15	321	2396	.266	41	0.09	17	0.04	32

Season	DIG	D/G	RE	BS	BA	TB	B/G	BE	BHE	Points	Pts/G
2006	33	0.27	1	16	106	122	1.00	10	2	350.0	2.87
2007	35	0.39	2	15	94	109	1.22	4	2	214.0	2.40
2008	23	0.20	1	14	136	150	1.32	5	3	305.0	2.68
2009	62	0.51	0	18	131	149	1.23	13	0	402.5	3.33
TOTAL	153	0.34	4	63	467	530	1.19	32	7	1271.5	2.85

KARASEK, BETH



Season	GP	MP	K	K/G	E	TA	Pct	A	A/G	SA	SA/G	SE
2001	92	26	298	3.24	106	837	.229	23	0.25	23	0.25	19
2002	102	28	250	2.45	149	786	.128	21	0.21	21	0.21	37
2003	114	30	449	3.94	195	1316	.193	17	0.15	29	0.25	34
2004	98	28	453	4.62	152	1229	.245	23	0.23	30	0.31	25
TOTAL	406	112	1450	3.57	602	4168	.203	84	0.21	103	0.25	115

Season	DIG	D/G	RE	BS	BA	TB	B/G	BE	BHE	Points	Pts/G
2001	257	2.79	33	8	30	38	0.41	7	0	344.0	3.74
2002	294	2.88	49	13	29	42	0.41	10	1	298.5	2.92
2003	468	4.11	29	10	49	59	0.52	4	2	512.5	4.49
2004	397	4.05	27	8	31	39	0.40	8	0	506.5	5.16
TOTAL	1416	3.49	138	39	139	178	0.44	29	3	1661.5	4.09

KENNEDY, MERYN



Season	GP	MP	K	K/G	E	TA	Pct	A	A/G	SA	SA/G	SE
2017	104	30	196	1.88	84	478	.234	6	0.06	10	0.10	15
2018	106	27	167	1.58	56	425	.261	7	0.07	11	0.10	9
2019	93	25	170	1.83	44	388	.325	8	0.09	16	0.17	20
2020-21	20	5	22	1.10	13	69	.130	4	0.20	2	0.10	1
TOTAL	427	87	555	1.60	197	1360	.238	25	0.11	39	0.12	45

Season	DIG	D/G	RE	BS	BA	TB	B/G	BE	BHE	Points	Pts/G
2017	94	0.90	0	14	98	112.0	1.08	19	0	269.0	2.59
2018	82	0.77	3	15	94	109.0	1.03	19	0	240.0	2.26
2019	67	0.72	0	11	92	103.0	1.11	11	1	243.0	2.61
2020-21	14	0.70	1	1	8	9.0	0.45	1	0	29.0	1.45
TOTAL	257	0.77	4	41	292	333.0	0.92	50	1	781.0	2.23

KLECKA, KELLY



Season	GP	MP	K	K/G	E	TA	Pct	A	A/G	SA	SA/G	SE
1997	115	33	264	2.30	149	851	.135	11	0.10	7	0.06	17
1998	102	31	251	2.46	158	919	.101	6	0.06	17	0.17	23
1999	107	32	327	3.06	159	1007	.167	21	0.20	31	0.29	47
2000	108	31	469	4.34	198	1335	.203	23	0.21	21	0.19	41
TOTAL	432	127	1311	3.03	664	4112	.157	61	0.14	76	0.18	128

Season	DIG	D/G	RE	BS	BA	TB	B/G	BE	BHE	Points	Pts/G
1997	178	1.55	17	2	27	29	0.25	5	3	286.5	2.49
1998	266	2.61	36	5	28	33	0.32	9	3	287.0	2.81
1999	304	2.84	19	6	39	45	0.42	1	1	383.5	3.58
2000	349	3.23	43	7	37	44	0.41	3	4	515.5	4.77
TOTAL	1097	2.54	115	20	131	151	0.35	18	11	1472.5	3.41

KOCH, KENDRICK



Season	GP	MP	K	K/G	E	TA	Pct	A	A/G	SA	SA/G	SE
2009	0	0	0	0.00	0	0	.000	0	0.00	0	0.00	0
2010	4	3	1	0.25	0	2	.500	6	1.50	0	0.00	0
2011	92	25	5	0.05	4	16	.062	370	4.02	6	0.07	23
TOTAL	96	28	6	0.06	4	18	.111	376	3.92	6	0.06	23

Season	DIG	D/G	RE	BS	BA	TB	B/G	BE	BHE	Points	Pts/G
2009	0	0.00	0	0	0	0	0.00	0	0	0.0	0.00
2010	4	1.00	0	0	1	1	0.25	0	0	1.5	0.25
2011	158	1.72	0	0	2	2	0.02	0	6	12.0	0.13
TOTAL	162	1.69	0	0	3	3	0.03	0	6	13.5	0.14

KONS, STEFANIE



Season	GP	MP	K	K/G	E	TA	Pct	A	A/G	SA	SA/G	SE
2005	59	20	36	0.61	21	146	.103	575	9.75	8	0.14	16
2006	91	29	55	0.60	24	191	.162	1016	11.16	25	0.27	21
2007	102	30	75	0.74	26	239	.205	1058	10.37	19	0.19	20
2008	103	28	69	0.67	12	162	.352	488	4.74	0	0.00	1
TOTAL	355	107	235	0.66	83	738	.206	3137	8.84	52	0.15	58

Season	DIG	D/G	RE	BS	BA	TB	B/G	BE	BHE	Points	Pts/G
2005	112	1.90	0	2	21	23	0.39	7	10	56.5	0.95
2006	178	1.96	1	2	30	32	0.35	7	19	97.0	1.07
2007	233	2.28	5	1	38	39	0.38	2	12	114.0	1.12
2008	40	0.39	0	4	35	39	0.38	0	6	90.5	0.87
TOTAL	563	1.59	6	9	124	133	0.37	16	47	358.0	1.01

LARKAN, KELLY



Season	GP	MP	K	K/G	E	TA	Pct	A	A/G	SA	SA/G	SE
2001	70	26	95	1.36	35	236	.254	6	0.09	5	0.07	5
2003	114	30	330	2.89	102	775	.294	18	0.16	39	0.34	33
2004	69	20	168	2.43	52	431	.269	11	0.16	14	0.20	13
2005	92	26	214	2.33	97	751	.156	40	0.43	26	0.28	27
TOTAL	345	102	807	2.34	286	2193	.238	75	0.22	84	0.24	78

Season	DIG	D/G	RE	BS	BA	TB	B/G	BE	BHE	Points	Pts/G
2001	113	1.61	6	3	38	41	0.59	8	1	122.0	1.74
2003	246	2.16	28	12	83	95	0.83	18	0	422.5	3.70
2004	162	2.35	29	3	30	33	0.48	7	0	200.0	2.90
2005	218	2.37	38	3	42	45	0.49	7	4	264.0	2.87
TOTAL	739	2.14	101	21	193	214	0.62	40	5	1008.5	2.92

LASITER, LESLIE



Season	GP	MP	K	K/G	E	TA	Pct	A	A/G	SA	SA/G	SE
2001	85	24	243	2.86	89	563	.274	21	0.25	16	0.19	20
2002	102	29	349	3.42	119	813	.283	17	0.17	26	0.25	43
TOTAL	187	53	592	3.17	208	1376	.279	38	0.20	42	0.22	63

Season	DIG	D/G	RE	BS	BA	TB	B/G	BE	BHE	Points	Pts/G
2001	126	1.48	5	8	80	88	1.04	15	1	307.0	3.61
2002	79	0.77	1	13	84	97	0.95	19	3	430.0	4.22
TOTAL	205	1.10	6	21	164	185	0.99	34	4	737.0	3.94

LAWSON, ALI



Season	GP	MP	K	K/G	E	TA	Pct	A	A/G	SA	SA/G	SE
2017	21	8	0	0.00	0	0	.000	2	0.10	3	0.14	3
TOTAL	21	8	0	0.00	0	0	.000	2	0.10	3	0.14	3

Season	DIG	D/G	RE	BS	BA	TB	B/G	BE	BHE	Points	Pts/G
2017	18	0.86	0	0	0	0	0.00	0	0	3.0	0.14
TOTAL	18	0.86	0	0	0	0	0.00	0	0	3.0	0.14

LEWIS, SUSAN



Season	GP	MP	K	K/G	E	TA	Pct	A	A/G	SA	SA/G	SE
2009	46	18	0	0.00	0	2	.000	0	0.00	5	0.11	2
2010	92	25	0	0.00	0	3	.000	13	0.14	7	0.08	6
2011	70	28	2	0.03	1	18	.056	4	0.06	5	0.07	12
2012	117	31	2	0.02	4	35	-.057	87	0.74	21	0.18	34
TOTAL	325	102	4	0.01	5	58	-.017	104	0.32	38	0.12	54

Season	DIG	D/G	RE	BS	BA	TB	B/G	BE	BHE	Points	Pts/G
2009	14	0.30	0	0	0	0	0.00	0	0	5.0	0.11
2010	168	1.83	12	0	0	0	0.00	0	0	7.0	0.08
2011	79	1.13	2	0	0	0	0.00	0	1	7.0	0.10
2012	411	3.51	22	0	0	0	0.00	0	3	23.0	0.20
TOTAL	672	2.07	36	0	0	0	0.00	0	4	42.0	0.13

LINDEMAN, KRISTI



Season	GP	MP	K	K/G	E	TA	Pct	A	A/G	SA	SA/G	SE
1996	111	31	267	2.41	145	777	.157	12	0.11	20	0.18	42
TOTAL	111	31	267	2.41	145	777	.157	12	0.11	20	0.18	42

Season	DIG	D/G	RE	BS	BA	TB	B/G	BE	BHE	Points	Pts/G
1996	213	1.92	29	17	60	77	0.69	17	8	334.0	3.01
TOTAL	213	1.92	29	17	60	77	0.69	17	8	334.0	3.01

LINDEN, EVA



Season	GP	MP	K	K/G	E	TA	Pct	A	A/G	SA	SA/G	SE
2017	41	15	57	1.39	32	216	.116	6	0.15	1	0.02	3
2018												
TOTAL	41	15	57	1.39	32	216	.116	6	0.15	1	0.02	3

Season	DIG	D/G	RE	BS	BA	TB	B/G	BE	BHE	Points	Pts/G
2017	30	0.73	3	3	18	21.0	0.51	6	0	70.0	1.71
2018											
TOTAL	30	0.73	3	3	18	21.0	0.51	6	0	70.0	1.71

LOBATO, SYDNEY



Season	GP	MP	K	K/G	E	TA	Pct	A	A/G	SA	SA/G	SE
2018												
TOTAL												

Season	DIG	D/G	RE	BS	BA	TB	B/G	BE	BHE	Points	Pts/G
2018											
TOTAL											

LOCKETT, TAYLOR



Season	GP	MP	K	K/G	E	TA	Pct	A	A/G	SA	SA/G	SE
2015	3	3	2	0.67	2	6	.000	0	0.00	0	0.00	0
TOTAL	3	3	2	0.67	2	6	.000	0	0.00	0	0.00	0

Season	DIG	D/S	RE	BS	BA	TB	B/S	BE	BHE	Points	Pts/S
2015	0	0.00	0	0	1	1	0.33	0	0	2.5	0.67
TOTAL	0	0.00	0	0	1	1	0.33	0	0	2.5	0.67

LOZANO, MADDIE



Season	SP	MP	K	K/S	E	TA	Pct	A	A/S	SA	SA/S	SE
2012	116	31	238	2.05	118	562	.214	12	0.10	20	0.17	27
2013	106	30	229	2.16	120	490	.222	12	0.11	24	0.23	31

TOTAL	222	61	467	2.10	238	1052	.218	24	0.11	44	0.20	58

Season	DIG	D/S	RE	BS	BA	TB	B/S	BE	BHE	Points	Pts/S
2012	66	0.57	0	19	113	132	1.14	12	0	333.5	2.87
2013	87	0.82	0	14	107	121	1.14	19	1	320.5	3.02
TOTAL	153	0.69	0	33	220	253	1.14	31	1	654.0	2.95

MANNING, COURTNEY



Season	GP	MP	K	K/G	E	TA	Pct	A	A/G	SA	SA/G	SE
2009	108	31	183	1.69	75	433	.249	6	0.06	0	0.00	0
2010	121	31	263	2.17	98	610	.270	6	0.05	0	0.00	0
2011	128	32	274	2.14	75	648	.307	13	0.10	12	0.09	33
2012	115	31	228	1.98	76	507	.300	8	0.07	5	0.04	13
TOTAL	472	125	948	2.01	324	2198	.284	33	0.07	17	0.04	46

Season	DIG	D/G	RE	BS	BA	TB	B/G	BE	BHE	Points	Pts/G
2009	18	0.17	0	15	113	128	1.19	3	0	254.5	2.35
2010	29	0.24	2	16	146	162	1.34	4	3	352.0	2.91
2011	79	0.62	1	23	161	184	1.44	11	0	389.5	3.04
2012	43	0.37	0	19	85	104	0.90	9	0	294.5	2.56
TOTAL	169	0.36	3	73	506	579	1.23	27	3	1291.0	2.74

MERCHANT, BRIA'



Season	GP	MP	K	K/G	E	TA	Pct	A	A/G	SA	SA/G	SE
2018	104	27	0	0.00	0	8	.000	34	0.33	18	0.17	22
2019	78	23	2	0.03	1	6	.167	13	0.17	5	0.06	10
2020-21	57	14	0	0.00	1	4	-.250	32	0.56	17	0.30	11
TOTAL	239	64	2	0.03	2	18	-.042	79	0.35	40	0.18	43

Season	DIG	D/G	RE	BS	BA	TB	B/G	BE	BHE	Points	Pts/G
2018	221	2.13	20	0	0	0	0.00	0	4	18.0	0.17
2019	172	2.21	9	0	0	0	0.00	0	0	7.0	0.09
2020-21	214	3.75	13	0	0	0	0.00	1	0	17.0	0.30
TOTAL	607	2.70	42	0	0	0	0.00	1	4	42.0	0.19

MIHM, JESSICA



Season	GP	MP	K	K/G	E	TA	Pct	A	A/G	SA	SA/G	SE
2002	108	29	105	0.97	53	322	.161	1326	12.28	26	0.24	32
2003	114	30	99	0.87	38	304	.201	1444	12.67	7	0.06	37
2004	84	25	58	0.69	26	168	.190	1096	13.05	30	0.36	41
TOTAL	306	84	262	0.86	117	794	.183	3866	12.63	63	0.21	110

Season	DIG	D/G	RE	BS	BA	TB	B/G	BE	BHE	Points	Pts/G
2002	270	2.50	0	3	50	53	0.49	8	64	159.0	1.47
2003	359	3.15	0	7	52	59	0.52	6	56	139.0	1.22
2004	248	2.95	0	4	23	27	0.32	15	38	103.5	1.23
TOTAL	877	2.87	0	14	125	139	0.45	29	158	401.5	1.31

MILLER, MAKAYLA



Season	GP	MP	K	K/G	E	TA	Pct	A	A/G	SA	SA/G	SE
2019	83	24	13	0.16	1	59	.203	19	0.23	18	0.22	19
2020-21	57	14	4	0.07	5	30	-.033	17	0.30	7	0.12	11
TOTAL	140	38	17	0.16	6	89	.085	36	.27	25	0.17	30

Season	DIG	D/G	RE	BS	BA	TB	B/G	BE	BHE	Points	Pts/G
2019	188	2.27	21	0	1	1	0.01	0	0	31.5	0.38
2020-21	179	3.14	4	0	0	0	0.00	1	0	11.0	0.19
TOTAL	367	2.70	25	0	1	1	0.01	1	0	42.5	0.29

MILLS, LAUREN



Season	GP	MP	K	K/G	E	TA	Pct	A	A/G	SA	SA/G	SE
2014	28	16	34	1.21	22	110	.109	0	0.00	3	0.11	7
2015	103	31	59	0.57	35	267	.090	10	0.10	32	0.31	44
2016	121	34	304	2.51	149	1069	.145	22	0.18	18	0.15	34
2017	121	32	404	3.34	175	1392	.165	33	0.27	31	0.26	25
TOTAL	373	113	801	1.91	381	2,838	.127	65	0.14	84	0.21	110

Season	DIG	D/G	RE	BS	BA	TB	B/G	BE	BHE	Points	Pts/G
2014	11	0.39	4	1	10	11	0.39	2	0	43.0	1.54
2015	213	2.07	29	1	8	9	0.09	1	2	96.0	0.93
2016	354	2.93	41	5	40	45	0.37	6	3	347.0	2.87
2017	412	3.40	36	6	54	60	0.50	0	4	468.0	3.87
TOTAL	990	2.20	110	13	112	125	0.34	9	9	953.0	2.30

MOFFETT, KATY



Season	GP	MP	K	K/G	E	TA	Pct	A	A/G	SA	SA/G	SE
2000	16	10	16	1.00	8	49	.163	1	0.06	1	0.06	2
2001	36	18	66	1.83	39	208	.130	5	0.14	0	0.00	4
2002	93	28	250	2.69	120	770	.169	22	0.24	12	0.13	25
2003	33	12	45	1.36	31	162	.086	1	0.03	4	0.12	6
TOTAL	178	68	377	2.12	198	1189	.151	29	0.16	17	0.10	37

Season	DIG	D/G	RE	BS	BA	TB	B/G	BE	BHE	Points	Pts/G
2000	15	0.94	5	0	4	4	0.25	2	0	19.0	1.19
2001	30	0.83	2	0	5	5	0.14	1	0	68.5	1.89
2002	251	2.70	20	2	33	35	0.38	7	2	280.5	3.01
2003	76	2.30	5	3	3	6	0.18	1	0	53.5	1.61
TOTAL	372	2.09	32	5	45	50	0.28	11	2	421.5	2.37

MORMON, MEREDITH



Season	GP	MP	K	K/G	E	TA	Pct	A	A/G	SA	SA/G	SE
2004	16	7	1	0.06	0	3	.333	0	0.00	3	0.19	7
TOTAL	16	7	1	0.06	0	3	.333	0	0.00	3	0.19	7

Season	DIG	D/G	RE	BS	BA	TB	B/G	BE	BHE	Points	Pts/G
2004	38	2.38	2	0	0	0	0.00	0	1	4.0	0.25
TOTAL	38	2.38	2	0	0	0	0.00	0	1	4.0	0.25

MYKLEBUST, SAVANNAH



Season	SP	MP	K	K/S	E	TA	Pct	A	A/S	SA	SA/S	SE
2011	103	28	141	1.37	79	544	.114	8	0.08	21	0.20	21
2012	49	20	51	1.04	30	205	.102	2	0.04	4	0.08	5
TOTAL	152	48	192	1.26	109	749	.111	10	0.07	25	0.16	26

Season	DIG	D/S	RE	BS	BA	TB	B/S	BE	BHE	Points	Pts/S
2011	213	2.07	34	0	26	26	0.25	4	0	175.0	1.70
2012	51	1.04	13	1	10	11	0.22	0	0	61.0	1.24
TOTAL	264	1.74	47	1	36	37	0.24	4	0	236.0	1.55

NEASON, SANDRA



Season	GP	MP	K	K/G	E	TA	Pct	A	A/G	SA	SA/G	SE
2010	79	21	0	0.00	0	1	.000	2	0.03	12	0.15	19
TOTAL	79	21	0	0.00	0	1	.000	2	0.03	12	0.15	19

Season	DIG	D/G	RE	BS	BA	TB	B/G	BE	BHE	Points	Pts/G
2010	36	0.46	0	0	0	0	0.00	0	0	12.0	0.15
TOTAL	36	0.46	0	0	0	0	0.00	0	0	12.0	0.15

NEWSOM, JANNA



Season	GP	MP	K	K/G	E	TA	Pct	A	A/G	SA	SA/G	SE
1998	56	22	84	1.50	50	238	.143	1	0.02	0	0.00	0
1999	121	33	288	2.38	119	683	.247	7	0.06	1	0.01	0
2000	102	31	293	2.87	94	707	.281	5	0.05	3	0.03	2
2001	99	27	300	3.03	104	673	.291	3	0.03	0	0.00	1
TOTAL	378	113	965	2.55	367	2301	.260	16	0.04	4	0.01	3

Season	DIG	D/G	RE	BS	BA	TB	B/G	BE	BHE	Points	Pts/G
1998	13	0.23	0	9	38	47	0.84	8	1	112.0	2.00
1999	21	0.17	0	13	112	125	1.03	7	1	358.0	2.96
2000	55	0.54	1	16	98	114	1.12	18	5	361.0	3.54
2001	30	0.30	0	14	93	107	1.08	7	1	360.5	3.64
TOTAL	119	0.31	1	52	341	393	1.04	40	8	1191.5	3.15

NIEDERSTADT, JACKY



Season	GP	MP	K	K/G	E	TA	Pct	A	A/G	SA	SA/G	SE
2001	56	20	111	1.98	62	331	.148	5	0.09	3	0.05	2
2002	78	29	185	2.37	103	564	.145	9	0.12	6	0.08	11
2003	100	27	372	3.72	156	1107	.195	10	0.10	13	0.13	14
2004	87	27	256	2.94	131	836	.150	12	0.14	12	0.14	11
TOTAL	321	103	924	2.88	452	2838	.166	36	0.11	34	0.11	38

Season	DIG	D/G	RE	BS	BA	TB	B/G	BE	BHE	Points	Pts/G
2001	50	0.89	7	2	16	18	0.32	3	0	124.0	2.21
2002	132	1.69	20	4	14	18	0.23	3	3	202.0	2.59
2003	346	3.46	39	9	32	41	0.41	5	3	410.0	4.10
2004	263	3.02	34	6	23	29	0.33	2	3	285.5	3.28
TOTAL	791	2.46	100	21	85	106	0.33	13	9	1021.5	3.18

NORDMANN, LEXI



Season	GP	MP	K	K/G	E	TA	Pct	A	A/G	SA	SA/G	SE
2017	74	23	120	1.62	45	307	.244	5	0.07	1	0.01	3
2018	105	27	182	1.73	50	446	.296	3	0.03	0	0.00	0
TOTAL	180	50	302	1.68	95	753	.270	8	0.05	1	0.01	3

Season	DIG	D/G	RE	BS	BA	TB	B/G	BE	BHE	Points	Pts/G
2017	23	0.31	0	10	74	84.0	1.14	6	0	168.0	2.27
2018	22	0.21	1	7	93	100.0	0.95	6	0	235.5	2.24
TOTAL	45	0.26	1	17	167	184.0	1.05	12	0	403.0	2.26

OHLSEN, MARIAH



Season	GP	MP	K	K/G	E	TA	Pct	A	A/G	SA	SA/G	SE
1996	78	27	2	0.03	3	11	-.091	4	0.05	9	0.12	9
1997	140	34	3	0.02	3	23	.000	13	0.09	25	0.18	33
1998	105	31	5	0.05	6	24	-.042	11	0.10	23	0.22	33
1999	121	33	3	0.02	5	30	-.067	21	0.17	30	0.25	38
TOTAL	444	125	13	0.03	17	88	-.045	49	0.11	87	0.20	113

Season	DIG	D/G	RE	BS	BA	TB	B/G	BE	BHE	Points	Pts/G
1996	75	0.96	16	0	0	0	0.00	0	3	11.0	0.14
1997	199	1.42	15	0	0	0	0.00	0	3	28.0	0.20
1998	223	2.12	11	0	0	0	0.00	0	5	28.0	0.27
1999	375	3.10	15	0	1	1	0.01	0	2	33.5	0.27
TOTAL	872	1.96	57	0	1	1	0.00	0	13	100.5	0.23

OLIVER, JESSICA



Season	GP	MP	K	K/G	E	TA	Pct	A	A/G	SA	SA/G	SE
2008	111	31	172	1.55	78	533	.176	26	0.23	0	0.00	0
2009	109	30	183	1.68	102	595	.136	5	0.05	0	0.00	0
2010	124	31	324	2.61	101	956	.233	4	0.03	3	0.02	7
2011	128	32	381	2.98	137	1056	.231	6	0.05	0	0.00	2
TOTAL	472	124	1060	2.25	418	3140	.204	41	0.09	3	0.01	9

Season	DIG	D/G	RE	BS	BA	TB	B/G	BE	BHE	Points	Pts/G
2008	27	0.24	0	8	73	81	0.73	9	5	216.5	1.95
2009	34	0.31	1	3	106	109	1.00	5	1	239.0	2.19
2010	47	0.38	1	5	111	116	0.94	6	0	387.5	3.12
2011	43	0.34	0	3	126	129	1.01	10	0	447.0	3.49
TOTAL	151	0.32	2	19	416	435	0.92	30	6	1290.0	2.73

OLSON, LESLIE



Season	GP	MP	K	K/G	E	TA	Pct	A	A/G	SA	SA/G	SE
1996	111	31	95	0.86	40	273	.201	1037	9.34	33	0.30	34
1997	126	34	99	0.79	38	289	.211	1445	11.47	29	0.23	33
1998	105	31	78	0.74	32	226	.204	1122	10.69	25	0.24	17
1999	100	32	67	0.67	21	206	.223	1258	12.58	19	0.19	27
TOTAL	442	128	339	0.77	131	994	.209	4862	11.00	106	0.24	111

Season	DIG	D/G	RE	BS	BA	TB	B/G	BE	BHE	Points	Pts/G
1996	257	2.32	1	1	26	27	0.24	21	77	142.0	1.28
1997	333	2.64	0	2	57	59	0.47	25	46	158.5	1.25
1998	285	2.71	1	6	56	62	0.59	7	29	137.0	1.30
1999	294	2.94	1	2	47	49	0.49	12	21	111.5	1.11
TOTAL	1169	2.64	3	11	186	197	0.45	65	173	549.0	1.24

OUELLETTE, DOMINIQUE



Season	GP	MP	K	K/G	E	TA	Pct	A	A/G	SA	SA/G	SE
2006	15	8	0	0.00	0	0	.000	2	0.13	1	0.07	3
TOTAL	15	8	0	0.00	0	0	.000	2	0.13	1	0.07	3

Season	DIG	D/G	RE	BS	BA	TB	B/G	BE	BHE	Points	Pts/G
2006	5	0.33	1	0	0	0	0.00	0	0	1.0	0.07
TOTAL	5	0.33	1	0	0	0	0.00	0	0	1.0	0.07

PALMIERI, RYAN



Season	GP	MP	K	K/G	E	TA	Pct	A	A/G	SA	SA/G	SE
2018	54	25	98	1.81	65	339	0.97	3	0.06	2	0.04	5
TOTAL	54	25	98	1.81	65	339	0.97	3	0.06	2	0.04	5

Season	DIG	D/G	RE	BS	BA	TB	B/G	BE	BHE	Points	Pts/G
2018	62	1.15	10	0	7	7	0.13	1	1	103.5	1.92
TOTAL	62	1.15	10	0	7	7	0.13	1	1	103.5	1.92

PATTERSON, KENDALL



Season	GP	MP	K	K/G	E	TA	Pct	A	A/G	SA	SA/G	SE
2016	121	34	55	0.45	10	149	.302	1325	10.95	38	0.31	32
2017	121	32	64	0.53	8	138	.406	1216	10.05	18	0.15	34
2018	106	27	21	0.42	3	49	.367	555	5.24	23	0.22	27
2019	95	25	5	0.05	2	54	.056	29	0.31	7	0.07	12
TOTAL	443	118	145	0.36	23	390	.283	3125	6.64	86	0.19	105

Season	DIG	D/G	RE	BS	BA	TB	B/G	BE	BHE	Point	Pts/G
2016	308	2.55	1	2	40	42.0	0.35	3	19	115.0	0.95
2017	296	2.45	0	3	31	34.0	0.28	1	1	100.5	0.83
2018	246	2.32	5	0	0	0	0.00	0	7	44.0	0.42
2019	255	2.68	14	0	0	0	0.00	0	2	12.0	0.13
TOTAL	1104	2.50	20	5	71	76.0	0.32	4	29	271.5	0.58

PENN, AUDREY



Season	GP	MP	K	K/G	E	TA	Pct	A	A/G	SA	SA/G	SE
2019	0	0	0	0	0	0	.000	0	0	0	0.00	0
2020-21	5	2	6	1.20	5	24	0.42	0	0.00	0	0.00	0
TOTAL	5	2	6	1.20	5	24	0.42	0	0.00	0	0.00	0

Season	DIG	D/G	RE	BS	BA	TB	B/G	BE	BHE	Point	Pts/G
2019	0	0.00	0	0	0	0	0.00	0	0	0	0.00
2020-21	0	0.00	0	0	3	3	0.60	1	0	7.5	1.50
TOTAL	0	0.00	0	0	3	3	0.60	1	0	7.5	1.50

PERNECKY, MADDIE



Season	GP	MP	K	K/G	E	TA	Pct	A	A/G	SA	SA/G	SE
2018	8	6	0	0.00	0	1	.000	1	0.13	0	0.00	0
TOTAL	8	6	0	0.00	0	1	.000	1	0.13	0	0.00	0

Season	DIG	D/G	RE	BS	BA	TB	B/G	BE	BHE	Point	Pts/G
2018	9	1.13	1	0	0	0	0.00	0	0	0	0.00
TOTAL	9	1.13	1	0	0	0	0.00	0	0	0	0.00

PETERS, NATALIE



Season	GP	MP	K	K/G	E	TA	Pct	A	A/G	SA	SA/G	SE
2005	107	29	328	3.07	122	750	.275	9	0.08	14	0.13	31
2006	103	27	299	2.90	122	706	.251	11	0.11	22	0.21	44
2007	112	30	361	3.22	130	888	.260	16	0.14	26	0.23	54
2008	115	31	265	2.30	111	708	.218	13	0.11	19	0.17	61
TOTAL	437	117	1253	2.87	485	3052	.252	49	0.11	81	0.19	190

Season	DIG	D/G	RE	BS	BA	TB	B/G	BE	BHE	Points	Pts/G
2005	54	0.50	1	34	117	151	1.41	21	3	434.5	4.06
2006	59	0.57	2	19	102	121	1.17	7	1	391.0	3.80
2007	49	0.44	0	12	98	110	0.98	5	0	448.0	4.00
2008	52	0.45	2	23	79	102	0.89	4	2	346.5	3.01
TOTAL	214	0.49	5	88	396	484	1.11	37	6	1620.0	3.71

PETERSON, KRISTEN



Season	GP	MP	K	K/G	E	TA	Pct	A	A/G	SA	SA/G	SE
1999	52	24	75	1.44	37	230	.165	20	0.38	7	0.13	7
2000	102	29	253	2.48	152	785	.129	18	0.18	15	0.15	32
2001	102	27	148	1.45	90	532	.109	29	0.28	21	0.21	17
2002	108	29	7	0.06	6	55	.018	26	0.24	0	0.00	1
TOTAL	364	109	483	1.33	285	1602	.124	93	0.26	43	0.12	57

Season	DIG	D/G	RE	BS	BA	TB	B/G	BE	BHE	Points	Pts/G
1999	106	2.04	10	1	13	14	0.27	0	0	89.5	1.71
2000	302	2.96	26	5	30	35	0.34	8	2	288.0	2.82
2001	343	3.36	31	3	27	30	0.29	5	0	185.5	1.81
2002	473	4.38	33	0	0	0	0.00	1	3	7.0	0.06
TOTAL	1224	3.36	100	9	70	79	0.22	14	5	570.0	1.57

POWELL, DANA



Season	GP	MP	K	K/G	E	TA	Pct	A	A/G	SA	SA/G	SE
2008	115	31	308	2.68	152	937	.166	13	0.11	12	0.10	6
2009	117	30	440	3.76	173	1174	.227	10	0.09	12	0.10	11
2010	124	31	416	3.35	173	1249	.195	18	0.15	10	0.08	18
2011	128	32	375	2.93	178	1228	.160	10	0.08	19	0.15	4
TOTAL	484	124	1539	3.18	676	4588	.188	51	0.11	53	0.11	39

Season	DIG	D/G	RE	BS	BA	TB	B/G	BE	BHE	Points	Pts/G
2008	342	2.97	28	6	56	62	0.54	4	0	354.0	3.08
2009	382	3.26	19	6	50	56	0.48	2	1	483.0	4.13
2010	445	3.59	31	9	66	75	0.60	3	1	468.0	3.77
2011	472	3.69	47	6	69	75	0.59	6	0	434.5	3.39
TOTAL	1641	3.39	125	27	241	268	0.55	15	2	1739.5	3.59

PRYOR, ERIN



Season	GP	MP	K	K/G	E	TA	Pct	A	A/G	SA	SA/G	SE
1996	111	31	432	3.89	267	1162	.142	4	0.04	26	0.23	53
1997	126	34	473	3.75	267	1251	.165	12	0.10	36	0.29	45
1998	109	31	418	3.83	196	1052	.211	8	0.07	21	0.19	32
1999	120	33	466	3.88	186	1204	.233	21	0.17	17	0.14	43
TOTAL	466	129	1789	3.84	916	4669	.187	45	0.10	100	0.21	173

Season	DIG	D/G	RE	BS	BA	TB	B/G	BE	BHE	Points	Pts/G
1996	275	2.48	29	1	31	32	0.29	8	5	474.5	4.27
1997	351	2.79	37	3	44	47	0.37	4	9	534.0	4.24
1998	279	2.56	41	2	39	41	0.38	3	6	460.5	4.22
1999	333	2.78	40	7	53	60	0.50	8	1	516.5	4.30
TOTAL	1238	2.66	147	13	167	180	0.39	23	21	1985.5	4.26

RAINBIRD, CAITLIN



Season	GP	MP	K	K/G	E	TA	Pct	A	A/G	SA	SA/G	SE
2004	33	13	84	2.55	37	241	.195	4	0.12	0	0.00	1
2005	85	23	257	3.02	140	865	.135	16	0.19	19	0.22	29
2006	122	32	427	3.50	198	1278	.179	25	0.20	28	0.23	33
2007	113	31	333	2.95	192	1033	.136	36	0.32	21	0.19	27
TOTAL	353	99	1101	3.12	567	3417	.156	45	0.23	68	0.19	90

Season	DIG	D/G	RE	BS	BA	TB	B/G	BE	BHE	Points	Pts/G
2004	23	0.70	3	0	15	15	0.45	4	0	91.5	2.76
2005	299	3.52	36	7	29	36	0.42	7	1	297.5	3.49
2006	388	3.18	79	4	52	56	0.46	7	3	485.0	3.98
2007	383	3.39	37	8	60	68	0.60	1	2	392.0	3.47
TOTAL	1093	3.10	155	19	156	175	0.50	19	6	1266.0	3.59

REYES, JENNY



Season	GP	MP	K	K/G	E	TA	Pct	A	A/G	SA	SA/G	SE
2005	52	16	1	0.02	0	9	.111	14	0.27	17	0.33	7
2006	90	28	2	0.02	0	10	.200	9	0.10	16	0.18	11
TOTAL	142	44	3	0.02	0	19	.158	23	0.16	33	0.23	18

Season	DIG	D/G	RE	BS	BA	TB	B/G	BE	BHE	Points	Pts/G
2005	105	2.02	8	0	0	0	0.00	0	0	18.0	0.35
2006	126	1.40	9	0	1	1	0.01	0	5	18.5	0.20
TOTAL	231	1.63	17	0	1	1	0.01	0	5	36.5	0.25

ROGERS, KELLYE



Season	GP	MP	K	K/G	E	TA	Pct	A	A/G	SA	SA/G	SE
1998	20	12	27	1.35	12	68	.221	4	0.20	5	0.25	3
1999	na	1	0	0.00	0	0	.000	0	0.00	0	0.00	0
TOTAL	20	13	27	1.35	12	68	.221	4	0.20	5	0.25	3

Season	DIG	D/G	RE	BS	BA	TB	B/G	BE	BHE	Points	Pts/G
1998	30	1.50	0	0	3	3	0.15	1	1	33.5	1.65
1999	0	0.00	0	0	0	0	0.00	0	0	0.0	0.00
TOTAL	30	1.50	0	0	3	3	0.15	1	1	33.5	1.65

SADLER, OLIVIA



Season	GP	MP	K	K/G	E	TA	Pct	A	A/G	SA	SA/G	SE
1996	0	0	0	0.00	0	0	.000	0	0.00	0	0.00	0
1997	25	13	0	0.00	1	1	-1.00	0	0.00	0	0.00	0
TOTAL	25	13	0	0.00	1	1	-1.00	0	0.00	0	0.00	0

Season	DIG	D/G	RE	BS	BA	TB	B/G	BE	BHE	Points	Pts/G
1996	0	0.00	0	0	0	0	0.00	0	0	0.0	0.00
1997	15	0.60	3	0	0	0	0.00	0	0	0.0	0.00
TOTAL	15	0.60	3	0	0	0	0.00	0	0	0.0	0.00

SALCER, WHITNEY



Season	GP	MP	K	K/G	E	TA	Pct	A	A/G	SA	SA/G	SE
2003	21	9	0	0.00	0	0	.000	1	0.05	0	0.00	0
2004	27	10	1	0.04	0	2	.500	0	0.00	5	0.19	4
2005	44	17	0	0.00	0	5	.000	1	0.02	3	0.07	2
TOTAL	92	36	1	0.01	0	7	.143	2	0.02	8	0.09	6

Season	DIG	D/G	RE	BS	BA	TB	B/G	BE	BHE	Points	Pts/G
2003	23	1.10	3	0	0	0	0.00	0	0	0.0	0.00
2004	8	0.30	0	0	0	0	0.00	0	0	6.0	0.22
2005	28	0.64	0	0	0	0	0.00	0	1	3.0	0.07
TOTAL	59	0.64	3	0	0	0	0.00	0	1	9.0	0.10

SANDS, BREYANN



Season	GP	MP	K	K/G	E	TA	Pct	A	A/G	SA	SA/G	SE
2019	0	0	0	0.00	0	0	.000	0	0.00	0	0	0
2020-21	36	11	0	0.00	0	4	.000	0	0.00	3	0.08	8
TOTAL	36	11	0	0.00	0	4	.000	0	0.00	3	0.08	8

Season	DIG	D/G	RE	BS	BA	TB	B/G	BE	BHE	Points	Pts/G
2019	0	0.00	0	0	0	0	0.00	0	0	0	0.00
2020-21	53	1.47	1	0	0	0	0.00	0	0	3.0	0.08
TOTAL	53	1.47	1	0	0	0	0.00	0	0	3.0	0.08

SAVEDRA, CHARITY



Season	GP	MP	K	K/G	E	TA	Pct	A	A/G	SA	SA/G	SE
1996	102	31	163	1.60	115	659	.073	7	0.07	16	0.16	27
1997	126	34	17	0.13	17	63	.000	4	0.03	13	0.10	18
TOTAL	228	65	180	0.79	132	722	.066	11	0.05	29	0.13	45

Season	DIG	D/G	RE	BS	BA	TB	B/G	BE	BHE	Points	Pts/G
1996	274	2.69	34	0	19	19	0.19	5	2	188.5	1.84
1997	198	1.57	29	1	1	2	0.02	2	3	31.5	0.25
TOTAL	472	2.07	63	1	20	21	0.09	7	5	220.0	0.96

SCHEIDLER, JULIANNE



Season	SP	MP	K	K/S	E	TA	Pct	A	A/S	SA	SA/S	SE
2011	29	10	1	0.03	1	8	.000	2	0.07	4	0.14	12

2012	108	30	3	0.03	1	24	.083	22	0.20	2	0.02	15
2013	89	28	2	0.02	2	14	.000	6	0.07	0	0.00	3
2014	69	22	2	0.03	1	22	.045	6	0.09	1	0.01	1
TOTAL	295	90	8	0.03	5	68	.044	36	0.12	7	0.02	31



Season	DIG	D/S	RE	BS	BA	TB	B/S	BE	BHE	Points	Pts/S
2011	44	1.52	7	0	0	0	0.00	0	1	5.0	0.17
2012	195	1.81	23	0	0	0	0.00	0	3	5.0	0.05
2013	118	1.33	15	0	0	0	0.00	0	1	2.0	0.02
2014	117	1.70	8	0	1	1	0.01	0	0	3.5	0.04
TOTAL	474	1.61	53	0	1	1	0.00	0	5	15.5	0.05

SHEA, MCKENZIE

Season	GP	MP	K	K/G	E	TA	Pct	A	A/G	SA	SA/G	SE
2014	4	3	0	0.00	0	0	.000	12	3.00	0	0.00	0
TOTAL	4	3	0	0.00	0	0	.000	12	3.00	0	0.00	0



Season	DIG	D/G	RE	BS	BA	TB	B/G	BE	BHE	Points	Pts/G
2014	1	0.25	0	0	0	0	0.00	0	3	0.0	0.00
TOTAL	1	0.25	0	0	0	0	0.00	0	3	0.0	0.00

SMITH, PAIGE

Season	GP	MP	K	K/G	E	TA	Pct	A	A/G	SA	SA/G	SE
1996	6	4	0	0.00	0	2	.000	0	0.00	0	0.00	1
TOTAL	6	4	0	0.00	0	2	.000	0	0.00	0	0.00	1



Season	DIG	D/G	RE	BS	BA	TB	B/G	BE	BHE	Points	Pts/G
1996	3	0.50	0	0	0	0	0.00	0	0	0.0	0.00
TOTAL	3	0.50	0	0	0	0	0.00	0	0	0.0	0.00

SOTELO, ISABELLA

Season	GP	MP	K	K/G	E	TA	Pct	A	A/G	SA	SA/G	SE
2014	1	1	0	0.00	0	0	.000	0	0.00	0	0.00	0
TOTAL	1	1	0	0.00	0	0	.000	0	0.00	0	0.00	0



Season	DIG	D/G	RE	BS	BA	TB	B/G	BE	BHE	Points	Pts/G
2014	0	0.00	0	0	0	0	0.00	0	0	0.0	0.00
TOTAL	0	0.00	0	0	0	0	0.00	0	0	0.0	0.00

SOUTHALL, TRINITY

Season	GP	MP	K	K/G	E	TA	Pct	A	A/G	SA	SA/G	SE
2019	0	0	0	0.00	0	0	0.00	0	0	0	0.00	0
TOTAL	0	0	0	0.00	0	0	0.00	0	0	0	0.00	0



Season	DIG	D/G	RE	BS	BA	TB	B/G	BE	BHE	Points	Pts/G
2019	0	0	0	0.00	0	0	0.00	0	0	0.00	0
TOTAL	0	0	0	0.00	0	0	0.00	0	0	0.00	0

STANSELL, KRISTI

Season	GP	MP	K	K/G	E	TA	Pct	A	A/G	SA	SA/G	SE
1996	26	15	17	0.65	29	84						
-.143	1	0.04	4	0.15	12							
TOTAL	26	15	17	0.65	29	84	-.143	1	0.04	4	0.15	12



Season	DIG	D/G	RE	BS	BA	TB	B/G	BE	BHE	Points	Pts/G
1996	45	1.73	8	0	0	0	0.00	1	1	21.0	0.81
TOTAL	45	1.73	8	0	0	0	0.00	1	1	21.0	0.81

STEHLING, KRISTEN

Season	GP	MP	K	K/G	E	TA	Pct	A	A/G	SA	SA/G	SE
2013	61	23	104	1.70	47	275	.207	1	0.02	12	0.20	17
2014	122	32	249	2.04	111	565	.244	5	0.04	29	0.24	71
2015	119	33	264	2.22	81	605	.302	3	0.03	9	0.08	21
2016	121	34	260	2.15	88	616	.279	10	0.08	26	0.21	55
TOTAL	423	122	877	2.07	327	2061	.267	19	0.04	76	0.18	164



Season	DIG	D/G	RE	BS	BA	TB	B/G	BE	BHE	Points	Pts/G
2013	47	0.77	6	1	17	18	0.30	3	0	125.5	2.05
2014	53	0.43	2	6	105	111	0.91	10	2	336.5	2.75
2015	36	0.30	0	10	90	100	0.84	7	0	328.0	2.76
2016	62	0.51	1	4	85	89	0.74	3	2	332.5	2.74
TOTAL	198	0.47	9	21	297	318	0.75	23	4	1122.5	2.65

STEWART, SIDNEY

Season	GP	MP	K	K/G	E	TA	Pct	A	A/G	SA	SA/G	SE
2008	116	31	3	0.03	8	70	-.071	37	0.32	13	0.11	37
2009	121	31	8	0.07	6	82	.024	49	0.40	16	0.13	27
2010	124	31	5	0.04	6	48	-.021	76	0.61	9	0.07	42
2011	128	32	3	0.02	6	47	-.064	117	0.91	18	0.14	12
TOTAL	489	125	19	0.04	26	247	-.028	279	0.57	56	0.11	118



Season	DIG	D/G	RE	BS	BA	TB	B/G	BE	BHE	Points	Pts/G
2008	451	3.89	18	0	0	0	0.00	0	3	16.0	0.14
2009	564	4.66	20	1	1	2	0.02	0	1	25.5	0.21
2010	578	4.66	20	0	0	0	0.00	0	1	14.0	0.11
2011	625	4.88	35	0	0	0	0.00	0	6	21.0	0.16
TOTAL	2218	4.54	93	1	1	2	0.00	0	11	76.5	0.16

STUART, KRISTEN

Season	GP	MP	K	K/G	E	TA	Pct	A	A/G	SA	SA/G	SE
1999	6	6	6	1.00	1	10	.500	0	0.00	0	0.00	1
TOTAL	6	6	6	1.00	1	10	.500	0	0.00	0	0.00	1



Season	DIG	D/G	RE	BS	BA	TB	B/G	BE	BHE	Points	Pts/G
1999	0	0.00	1	0	2	2	0.33	0	0	7.0	1.17
TOTAL	0	0.00	1	0	2	2	0.33	0	0	7.0	1.17

VOSS, BETHANY

Season	GP	MP	K	K/G	E	TA	Pct	A	A/G	SA	SA/G	SE
2010	5	2	0	0.00	0	0	.000	0	0.00	1	0.20	0
TOTAL	5	2	0	0.00	0	0	.000	0	0.00	1	0.20	0



Season	DIG	D/G	RE	BS	BA	TB	B/G	BE	BHE	Points	Pts/G
2010	11	2.20	1	0	0	0	0.00	0	0	1.0	0.20
TOTAL	11	2.20	1	0	0	0	0.00	0	0	1.0	0.20

WALLANDER, BECKY

Season	GP	MP	K	K/G	E	TA	Pct	A	A/G	SA	SA/G	SE
2010	4	3	1	0.25	0	3	.333	0	0.00	0	0.00	0
TOTAL	4	3	1	0.25	0	3	.333	0	0.00	0	0.00	0



Season	DIG	D/G	RE	BS	BA	TB	B/G	BE	BHE	Points	Pts/G
2010	1	0.25	0	0	0	0	0.00	0	0	1.0	0.25
TOTAL	1	0.25	0	0	0	0	0.00	0	0	1.0	0.25

WARNER, SARA

Season	GP	MP	K	K/G	E	TA	Pct	A	A/G	SA	SA/G	SE
1998	79	29	29	0.37	21	137	.058	5	0.06	10	0.13	6
1999	119	33	8	0.07	13	55	-.091	16	0.13	8	0.07	4
2000	106	31	16	0.15	12	71	.056	18	0.17	20	0.19	35
2001	102	27	7	0.07	11	46	-.087	13	0.13	35	0.34	44
TOTAL	406	120	60	0.15	57	309	.010	52	0.13	73	0.18	89



Season	DIG	D/G	RE	BS	BA	TB	B/G	BE	BHE	Points	Pts/G
1998	125	1.58	14	0	6	6	0.08	0	0	42.0	0.53
1999	176	1.48	28	0	0	0	0.00	1	0	16.0	0.13
2000	234	2.21	27	0	3	3	0.03	0	1	37.5	0.35
2001	278	2.73	19	0	0	0	0.00	0	0	42.0	0.41
TOTAL	813	2.00	88	0	9	9	0.02	1	1	137.5	0.34

WATTS, MONTANA

Season	GP	MP	K	K/G	E	TA	Pct	A	A/G	SA	SA/G	SE
2016	119	34	1	0.01	0	6	.167	7	0.06	17	0.14	19
2017	121	32	0	0.00	0	4	.000	98	0.81	15	0.12	23
2018	106	27	1	0.01	1	12	.000	78	0.74	18	0.17	6
2019	97	25	1	0.01	2	28	-.036	73	0.75	16	0.16	25
TOTAL	443	118	3	0.01	3	50	.033	256	0.59	66	0.15	73



Season	DIG	D/G	RE	BS	BA	TB	B/G	BE	BHE	Points	Pts/G
2016	288	2.42	15	0	0	0	0.00	0	0	18.0	0.15
2017	609	5.03	0	0	0	0	0.00	0	0	15.0	0.12
2018	581	5.48	18	0	0	0	0.00	0	1	19.0	0.18
2019	504	5.20	13	0	0	0	0.00	0	0	17.0	0.18
TOTAL	1,982	4.53	46	0	0	0	0.00	0	0	69.0	0.16

WILKERSON, KATHRYN

Season	GP	MP	K	K/G	E	TA	Pct	A	A/G	SA	SA/G	SE
2007	115	31	378	3.29	147	1165	.198	47	0.41	35	0.30	32
2008	116	31	356	3.07	125	1137	.203	29	0.25	21	0.18	23
2009	121	31	333	2.75	138	1205	.162	28	0.23	36	0.30	25
2010	124	31	378	3.05	117	1192	.219	21	0.17	23	0.19	39
TOTAL	476	124	1445	3.04	527	4699	.195	125	0.26	115	0.24	119



Season	DIG	D/G	RE	BS	BA	TB	B/G	BE	BHE	Points	Pts/G
2007	404	3.51	30	8	28	36	0.31	2	0	435.0	3.78
2008	369	3.18	27	3	37	40	0.34	5	1	398.5	3.43
2009	363	3.00	29	7	42	49	0.40	4	0	397.5	3.28
2010	452	3.65	16	4	52	56	0.45	5	1	431.0	3.48
TOTAL	1588	3.34	102	22	159	181	0.38	16	2	1661.5	3.49

WINKLER, KAYLYN

Season	GP	MP	K	K/G	E	TA	Pct	A	A/G	SA	SA/G	SE
2019	56	18	121	2.16	27	272	.346	3	0.05	0	0.00	1
2020-21	42	12	73	1.74	20	168	.315	2	0.05	0	0..00	15
TOTAL	98	30	194	1.95	47	440	.331	5	0.05	0	0.00	16



Season	DIG	D/G	RE	BS	BA	TB	B/G	BE	BHE	Points	Pts/G
2019	10	0.18	0	9	44	53	0.95	7	0	152.0	2.71
2020-21	7	0.17	0	12	33	45	1.07	8	0	101.5	2.42
TOTAL	17	0.18	0	21	77	98	1.01	15	0	253.5	2.57

WOULFE, RACHEL

Season	GP	MP	K	K/G	E	TA	Pct	A	A/G	SA	SA/G	SE
2018	96	26	208	2.17	84	585	.212	3	0.03	0	0.00	0
2019	88	23	256	2.91	81	640	.272	1	0.01	0	0.00	0
2020-21	49	12	136	2.78	46	349	.258	1	0.02	0	0.00	2
TOTAL	233	61	600	2.62	211	1,574	.247	5	0.02	0	0.00	2



Season	DIG	D/G	RE	BS	BA	TB	B/G	BE	BHE	Points	Pts/G
2018	44	0.46	0	2	58	60	0.63	3	0	239.0	2.49
2019	38	0.43	0	2	71	23	0.83	2	1	293.5	3.34
2020-21	27	0.55	0	1	27	28	0.57	0	0	150.5	3.07
TOTAL	109	0.48	0	5	156	111	0.68	5	1	683	2.97

YOUNG, CAROLINE

Season	SP	MP	K	K/S	E	TA	Pct	A	A/S	SA	SA/S	SE
2011	114	32	250	2.19	97	636	.241	0	0.00	0	0.00	0
2012	117	31	397	3.39	152	1037	.236	8	0.07	51	0.44	59
2013	112	31	383	3.42	129	878	.289	9	0.08	34	0.30	92
2014	119	32	376	3.16	130	1010	.244	11	0.09	47	0.39	68
TOTAL	462	126	1406	3.04	508	3561	.252	28	0.06	132	0.29	219

Season	DIG	D/S	RE	BS	BA	TB	B/S	BE	BHE	Points	Pts/S
2011	43	0.38	3	2	57	59	0.52	11	0	280.5	2.46
2012	125	1.07	0	4	59	63	0.54	6	1	481.5	4.11
2013	167	1.49	1	1	72	73	0.65	2	1	454.0	4.05
2014	245	2.06	1	1	71	72	0.61	2	2	459.5	3.86
TOTAL	580	1.26	5	8	259	267	0.58	21	4	1675.5	3.63



ZENER, ASHLEY

Season	GP	MP	K	K/G	E	TA	Pct	A	A/G	SA	SA/G	SE
2002	83	28	127	1.53	68	360	.164	9	0.11	19	0.23	38
2003	114	30	228	2.00	75	514	.298	4	0.04	19	0.17	30
2004	93	27	219	2.35	92	512	.248	11	0.12	10	0.11	15
2005	82	28	157	1.91	64	403	.231	11	0.13	0	0.00	1
TOTAL	372	113	731	1.97	299	1789	.241	35	0.09	48	0.13	84

Season	DIG	D/G	RE	BS	BA	TB	B/G	BE	BHE	Points	Pts/G
2002	49	0.59	1	4	58	62	0.75	8	3	179.0	2.16
2003	88	0.77	0	28	107	135	1.18	21	1	328.5	2.88
2004	48	0.52	0	14	77	91	0.98	13	2	281.5	3.02
2005	23	0.28	2	7	58	65	0.79	9	1	193.0	2.35
TOTAL	208	0.56	3	53	300	353	0.95	51	7	982.0	2.64



ZIELASKO, ADRIENNE

Season	GP	MP	K	K/G	E	TA	Pct	A	A/G	SA	SA/G	SE
2006	69	25	51	0.74	43	186	.043	13	0.19	1	0.01	0
2007	14	9	19	1.36	12	44	.159	2	0.14	0	0.00	1
2008	10	5	1	0.10	4	12	-.250	1	0.10	0	0.00	0
2009	5	4	1	0.20	1	3	.000	0	0.00	0	0.00	0
TOTAL	98	43	72	0.73	60	245	.049	16	0.17	1	0.01	1

Season	DIG	D/G	RE	BS	BA	TB	B/G	BE	BHE	Points	Pts/G
2006	20	0.29	0	2	35	37	0.54	4	3	71.5	1.03
2007	4	0.29	0	0	6	6	0.43	0	0	22.0	1.57
2008	2	0.20	0	0	4	4	0.40	0	0	3.0	0.30
2009	2	0.40	0	0	1	1	0.20	0	0	1.5	0.30
TOTAL	28	0.29	0	2	46	48	0.49	4	3	98.0	1.00

1996 TEAM RECORD
W-L
Overall 7-24
Conference 3-13
Home 3-10
Away 2-8
Neutral 2-6
3 games 1-16
4 games 3-7
5 games 3-1

1996
Head Coach - Lisa Seifert
7-24 Overall
(3-13 Western Athletic Conference)

1996 MATCH RESULTS

Date	Opponent		Score		Score-by-game	Attend
8/30/96	at Nevada		0-3	L	5-15,10-15,1-15	133
8/30/96	vs Texas Tech		0-3	L	5-15,0-15,9-15	47
8/31/96	vs Wichita State	W	3-1		10-15,16-14,17-15,15-9	73
8/31/96	vs Portland		0-3	L	9-15,10-15,9-15	34
9/6/99	vs Louisiana Tech		1-3	L	10-15,4-15,16-14,10-15	105
9/6/96	vs North Texas		1-3	L	4-15,5-15,15-8,9-15	101
9/7/96	vs TCU	W	3-2		6-15,15-8,15-12,9-15,15-12	166
9/12/96	Auburn		0-3	L	7-15,13-15,3-15	523
9/14/96	Southwest Texas	W	3-2		15-10,15-10,9-15,14-16,15-12	202
9/14/96	Baylor		0-3	L	14-16,4-15,8-15	261
9/20/96	vs Texas Tech		0-3	L	4-15,14-16,4-15	52
9/21/96	at Arkansas		1-3	L	15-13,7-15,0-15,8-15	281
9/21/96	vs Stephen F. Austin		1-3	L	15-12,7-15,13-15,12-15	44
9/27/96	Wyoming		0-3	L	7-15,8-15,8-15	208
* 9/28/96	Colorado State		0-3	L	2-15,2-15,0-15	289
* 10/4/96	at New Mexico		0-3	L	6-15,8-15,9-15	914
* 10/5/96	at UTEP		0-3	L	9-15,10-15,7-15	150
* 10/11/96	Brigham Young		0-3	L	5-15,4-15,9-15	271
* 10/12/96	UTAH		2-3	L	15-6,15-11,10-15,8-15,9-15	209
* 10/17/96	at Colorado State		0-3	L	3-15,8-15,15-17	389
* 10/19/96	TCU		1-3	L	15-11,10-15,12-15,7-15	363
* 10/24/96	at Rice		1-3	L	10-15,9-15,15-10,8-15	348
* 10/26/96	at Tulsa	W	3-1		15-4,12-15,15-12,15-11	158
* 11/1/96	UTEP		0-3	L	2-15,10-15,12-15	176
* 11/2/96	New Mexico		1-3	L	10-15,8-15,15-6,7-15	212
* 11/8/96	at Utah		0-3	L	5-15,3-15,11-15	483
* 11/9/96	at Brigham Young		0-3	L	5-15,7-15,1-15	574
* 11/13/96	at TCU	W	3-0		15-11,15-13,15-11	402
11/19/96	Texas-Arlington	W	3-2		4-15,10-15,15-12,16-14,16-14	233
* 11/22/96	Tulsa	W	3-1		15-9,15-9,7-15,17-15	213
* 11/23/96	Rice		0-3	L	12-15,6-15,12-15	253

1996 OVERALL INDIVIDUAL STATISTICS
OVERALL RECORD: 7-24 CONFERENCE: 3-13 HOME: 3-10 AWAY: 2-8 NEUTRAL: 2-6

##Name	GP	MP-MS	K	K/Game	E	TA	Pct	A	A/Game	SA	SA/Gm	SE
1 Olson, Leslie	111	31-0	95	0.86	40	273	.201	1037	9.34	33	0.30	34
3 Ohlsen, Mariah	78	27-0	2	0.03	3	11	-.091	4	0.05	9	0.12	9
5 Burke, Kelly	10	8-0	3	0.30	6	24	-.125	1	0.10	1	0.10	1
7 Stansell, Kristi	26	15-0	17	0.65	29	84	-.143	1	0.04	4	0.15	12
9 Smith, Paige	6	4-0	0	0.00	0	2	.000	0	0.00	0	0.00	1
10Amos, Jennie	111	31-0	202	1.82	103	581	.170	15	0.14	15	0.14	40
11Savedra, Charity	102	31-0	163	1.60	115	659	.073	7	0.07	16	0.16	27
12Lindeman, Kristi	111	31-0	267	2.41	145	777	.157	12	0.11	20	0.18	42
14Pryor, Erin	111	31-0	432	3.89	267	1162	.142	4	0.04	26	0.23	53
15Harding, Tina	111	31-0	163	1.47	132	553	.056	37	0.33	31	0.28	41
SMU.....	111	31-31	1344	12.11	840	4126	.122	1118	10.07	155	1.40	260
Opponents.....	111	31-31	1655	14.91	669	4035	.244	1337	12.05	201	1.81	283

## Name	G	RE	DIG	Dig/G	BS	BA	Total	B/Game	BE	BHE
1 Olson, Leslie	111	1	257	2.32	1	26	27	0.24	21	77
3 Ohlsen, Mariah	78	16	75	0.96	0	0	0	0.00	0	3
5 Burke, Kelli	10	4	6	0.60	0	0	0	0.00	1	0
7 Stansell, Kristi	26	8	45	1.73	0	0	0	0.00	1	1
9 Smith, Paige	6	0	3	0.50	0	0	0	0.00	0	0
10 Amos, Jennie	111	25	155	1.40	8	78	86	0.77	13	14
11 Savedra, Charity	102	34	274	2.69	0	19	19	0.19	5	2
12 Lindeman, Kristi	111	29	213	1.92	17	60	77	0.69	17	8
14 Pryor, Erin	111	29	275	2.48	1	31	32	0.29	8	5
15 Harding, Tina	111	30	173	1.56	13	76	89	0.80	22	10
TEAM		25								
SMU.....	111	201	1476	13.30	40	290	185.0	1.67	88	120
Opponents.....	111	155	1615	14.55	69	371	254.5	2.29	82	83

1996 CONFERENCE INDIVIDUAL STATISTICS
CONFERENCE: 3-13 HOME: 1-7 AWAY: 2-6 NEUTRAL: 0-0

##Name	GP	MP-MS	K	K/Game	E	TA	Pct	A	A/Game	SA	SA/Gm	SE
1 Olson, Leslie	55	16-0	49	0.89	20	140	.207	530	9.64	15	0.27	20
3 Ohlsen, Mariah	46	16-0	1	0.02	2	3	-.333	0	0.00	4	0.09	6
5 Burke, Kelly	2	2-0	1	0.50	2	5	-.200	1	0.50	0	0.00	0
7 Stansell, Kristi	9	5-0	3	0.33	9	25	-.240	0	0.00	1	0.11	4
9 Smith, Paige	4	2-0	0	0.00	0	2	.000	0	0.00	0	0.00	1
10Amos, Jennie	55	16-0	104	1.89	56	311	.154	6	0.11	10	0.18	23
11Savedra, Charity	54	16-0	69	1.28	67	332	.006	6	0.11	10	0.19	17
12Lindeman, Kristi	55	16-0	130	2.36	69	399	.153	6	0.11	11	0.20	19
14Pryor, Erin	55	16-0	219	3.98	143	601	.126	3	0.05	14	0.25	27
15Harding, Tina	55	16-0	85	1.55	57	277	.101	24	0.44	11	0.20	27
SMU.....	55	16-16	661	12.02	425	2095	.113	576	10.47	76	1.38	144
Opponents.....	55	16-16	821	14.93	327	2063	.239	684	12.44	98	1.78	152

##Name	G	RE	DIG	Dig/G	BS	BA	Total	B/Game	BE	BHE
1 Olson, Leslie	55	0	137	2.49	0	14	14	0.25	10	29
3 Ohlsen, Mariah	46	6	43	0.93	0	0	0	0.00	0	1
5 Burke, Kelly	2	1	0	0.00	0	0	0	0.00	1	0
7 Stansell, Kristi	9	0	10	1.11	0	0	0	0.00	1	0
9 Smith, Paige	4	0	3	0.75	0	0	0	0.00	0	0
10Amos, Jennie	55	19	69	1.25	2	45	47	0.85	5	7
11Savedra, Charity	54	23	166	3.07	0	9	9	0.17	4	2
12Lindeman, Kristi	55	13	114	2.07	5	32	37	0.67	9	2
14Pryor, Erin	55	7	152	2.76	0	16	16	0.29	4	3
15Harding, Tina	55	18	93	1.69	6	46	52	0.95	10	3
TEAM		11								
SMU.....	55	98	787	14.31	13	162	94.0	1.71	44	47
Opponents.....	55	76	836	15.20	34	194	131.0	2.38	35	40

1996 TEAM RECORD
W-L
Overall 7-24
Conference 3-13
Home 3-10
Away 2-8
Neutral 2-6
3 games 1-16
4 games 3-7
5 games 3-1

1997
Head Coach - Lisa Seifert
15-19 Overall
(5-9 Western Athletic Conference)

1997 MATCH RESULTS

Date	Opponent		Score		Score-by-game	Attend
8/29/97	vs Portland	W	3-2		10-15,15-9,7-15,15-3,15-13	75
8/29/97	vs Ohio		1-3	L	15-7,6-15,10-15,11-15	75
8-30-97	vs UT-San Antonio	W	3-0		15-7,15-11,16-14	78
8/30/97	at Texas Tech		0-3	L	5-15,0-15,14-16	306
9/5/97	vs New Orleans	W	3-2		9-15,11-15,15-1,15-13,15-12	101
9-5-97	at UT-Arlington		0-3	L	9-15,3-15,11-15	318
9/6/97	vs NE Illinois	W	3-0		15-9,15-8,15-10	73
9/6/97	vs Arkansas-Little Rock	W	3-2		15-3,15-9,9-15,14-16,15-11	84
9/9/97	at North Texas	W	3-0		15-9,15-9,15-13	159
9/12/97	Sam Houston State	W	3-1		15-12,15-5,8-15,15-2	462
9/13/97	Mississippi State	W	3-1		15-9,9-15,16-14,15-4	217
9/13/97	Clemson		2-3	L	15-12,15-17,15-12,9-15,9-15	291
9/19/97	at Clemson		0-3	L	8-15,4-15,3-15	620
9/20/97	at Georgia Tech		0-3	L	4-15,6-15,9-15	431
9/20/97	vs Georgia State	W	3-0		15-8,15-5,15-10	57
* 9/26/97	Rice	W	3-0		15-7,15-7,15-4	239
* 9/27/97	Tulsa	W	3-0		15-8,15-8,15-13	277
* 10-3-97	at Fresno State		1-3	L	9-15,1-15,15-10,6-15	484
* 10-4-97	at San Jose State		2-3	L	11-15,10-15,15-13,16-14,11-15	155
10-7-97	at UT-Arlington	W	3-2		15-13,7-15,15-9,7-15,15-13	291
* 10/10/97	Hawaii		0-3	L	10-15,7-15,3-15	528
* 10-11-97	San Diego State		0-3	L	13-15,5-15,6-15	232
10-16-97	at Utah		0-3	L	2-15,9-15,9-15	523
* 10/18/97	TCU	W	3-0		15-13,15-12,15-4	
* 10/26/97	at Tulsa	W	3-2		8-15,15-13,14-16,15-3,15-13	183
* 10/25/97	at Rice	W	3-2		15-11,7-15,11-15,15-12,15-12	409
10/28/97	Stephen F. Austin		1-3	L	18-16,9-15,10-15,12-15	212
* 10/31/97	San Jose State		1-3	L	15-13,11-15,6-15,9-15	92
* 11/1/97	Fresno State		0-3	L	2-15,6-15,14-16	182
* 11/8/97	at Hawaii		0-3	L	0-15,5-15,11-15	8987
* 11/6/97	at San Diego State		0-3	L	8-15,7-15,4-15	177
* 11/14-97	at TCU		1-3	L	11-15,9-15,15-7,12-15	401
11/21/97	Utah		1-3	L	9-15,8-15,16-14,5-15	343
11/24/97	vs Utah		0-3	L	3-15,6-15,11-15	214

1997 OVERALL INDIVIDUAL STATISTICS
OVERALL RECORD: 15-19 CONFERENCE: 5-9 HOME: 5-7 AWAY: 4-10 NEUTRAL: 6-2

##Name	GP	MP-MS	K	K/Game	E	TA	Pct	A	A/Game	SA	SA/Gm	SE
15Harding, Tina	121	34-	301	2.49	133	723	.232	75	0.62	28	0.23	48
1 Olson, Leslie	126	34-	99	0.79	38	289	.211	1445	11.47	29	0.23	33
4 Godwin, Melissa	126	34-	359	2.85	182	887	.200	15	0.12	46	0.37	52
14Pryor, Erin	126	34-	473	3.75	267	1251	.165	12	0.10	36	0.29	45
13Bredewater, Shelley	31	20-	59	1.90	32	165	.164	9	0.29	2	0.06	8
10Amos, Jennie	126	34-	253	2.01	143	756	.146	12	0.10	5	0.04	17
2 Klecka, Kelly	115	33-	264	2.30	149	851	.135	11	0.10	7	0.06	17
3 Ohlsen, Mariah	140	34-	3	0.02	3	23	.000	13	0.09	25	0.18	33
11Savedra, Charity	126	34-	17	0.13	17	63	.000	4	0.03	13	0.10	18
8 Sadler, Olivia	25	13-	0	0.00	1	1	-1.000	0	0.00	0	0.00	0
SMU.....	126	34-	1828	14.51	965	5009	.172	1596	12.67	191	1.52	271
Opponents.....	126	34-	1863	14.79	759	4863	.227	1586	12.59	200	1.59	287

##Name	G	RE	DIG	Dig/G	BS	BA	Total	B/Game	BE	BHE
15Harding, Tina	121	33	291	2.40	9	93	102	0.84	19	13
1 Olson, Leslie	126	0	333	2.64	2	57	59	0.47	25	46
4 Godwin, Melissa	126	33	222	1.76	18	105	123	0.98	30	15
14Pryor, Erin	126	37	351	2.79	3	44	47	0.37	4	9
13Bredewater, Shelley	31	10	46	1.48	0	3	3	0.10	2	1
10Amos, Jennie	126	13	96	0.76	12	109	121	0.96	13	2
2 Klecka, Kelly	115	17	178	1.55	2	27	29	0.25	5	3
3 Ohlsen, Mariah	140	15	199	1.42	0	0	0	0.00	0	3
11Savedra, Charity	126	29	198	1.57	1	1	2	0.02	2	3
8 Sadler, Olivia	25	3	15	0.60	0	0	0	0.00	0	0
TEAM		14								
SMU.....	126	204	1929	15.31	47	439	266.5	2.12	100	95
Opponents.....	126	211	1874	14.87	79	471	314.5	2.50	79	99

1997 CONFERENCE INDIVIDUAL STATISTICS
CONFERENCE: 5-9 HOME: 3-4 AWAY: 2-5 NEUTRAL: 0-0

##Name	GP	MP-MS	K	K/Game	E	TA	Pct	A	A/Game	SA	SA/Gm	SE
13Bredewater, Shelley	14	8-	40	2.86	14	97	.268	3	0.21	2	0.14	5
1 Olson, Leslie	51	14-	45	0.88	15	118	.254	621	12.18	8	0.16	13
4 Godwin, Melissa	51	14-	157	3.08	74	392	.212	9	0.18	14	0.27	24
10Amos, Jennie	51	14-	132	2.59	58	357	.207	8	0.16	1	0.02	7
14Pryor, Erin	51	14-	194	3.80	112	498	.165	8	0.16	11	0.22	17
15Harding, Tina	48	14-	111	2.31	64	306	.154	36	0.75	12	0.25	21
3 Ohlsen, Mariah	51	14-	2	0.04	1	9	.111	10	0.20	8	0.16	11
2 Klecka, Kelly	45	14-	101	2.24	69	309	.104	8	0.18	4	0.09	5
11Savedra, Charity	51	14-	3	0.06	2	15	.067	4	0.08	4	0.08	4
8 Sadler, Olivia	15	6-	0	0.00	1	1	-1.000	0	0.00	0	0.00	0
SMU.....	51	14-	785	15.39	410	2102	.178	707	13.86	64	1.25	107
Opponents.....	51	14-	785	15.39	296	2025	.241	677	13.27	78	1.53	115

##Name	G	RE	DIG	Dig/G	BS	BA	Total	B/Game	BE	BHE
13Bredewater, Shelley	14	2	22	1.57	0	1	1	0.07	1	0
1 Olson, Leslie	51	0	139	2.73	1	24	25	0.49	14	13
4 Godwin, Melissa	51	12	76	1.49	9	47	56	1.10	14	7
10Amos, Jennie	51	8	35	0.69	3	49	52	1.02	4	2
14Pryor, Erin	51	17	142	2.78	1	18	19	0.37	2	5
15Harding, Tina	48	12	109	2.27	4	43	47	0.98	10	6
3 Ohlsen, Mariah	51	4	81	1.59	0	0	0	0.00	0	1
2 Klecka, Kelly	45	7	78	1.73	0	13	13	0.29	1	0
11Savedra. Charity	51	9	84	1.65	0	0	0	0.00	2	1
8 Sadler, Olivia	15	1	8	0.53	0	0	0	0.00	0	0
TEAM	6									
SMU.....	51	78	774	15.18	18	195	115.5	2.26	48	35
Opponents.....	51	64	751	14.73	27	209	131.5	2.58	31	38

1998 TEAM RECORD
Overall 14-17
Conference 5-9
Home 9-5
Away 2-10
Neutral 3-2
3 games 7-10
4 games 5-5
5 games 2-2

1998
Head Coach - Lisa Seifert
14-17 Overall
(5-9 Western Athletic Conference)

1998 MATCH RESULTS

Date	Opponent		Score		Score-by-game	Attend
9/1/98	Texas-Arlington	W	3-1		15-10,10-15,15-12,15-9	329
9/4/98	vs Louisiana Tech	W	3-0		15-7,15-3,15-10	101
9/5/98	vs Virginia Tech	W	3-0		17-15,15-9,15-10	101
9/8/98	at SW Texas State		1-3	L	10-15,10-15,15-12,8-15	537
9/8/98	at Stephen F. Austin		0-3	L	9-15,6-15,9-15	150
9/11/98	Liberty	W	3-0		15-11,15-9,15-12	156
9/12/98	Northwestern State	W	3-0		15-8,15-6,16-14	169
9/12/98	Ole Miss	W	3-2		2-15,10-15,15-12,15-10,15-12	202
9/16/98	North Texas	W	3-0		15-7,15-4,15-5	242
9/18/98	vs Clemson		0-3	L	9-15,7-15,3-15	68
9-19-98	at Kentucky		1-3	L	9-15,7-15,15-2,9-15	140
9/19/98	vs Arkansas State	W	3-0		16-14,15-10,15-12	65
9/23/98	at Houston		0-3	L	5-15,9-15,14-16	142
9/28/98	Texas-Pan American	W	3-0		15-0,15-7,15-6	141
9/30/98	Texas Tech		0-3	L	12-15,13-15,9-15	449
* 10/3/98	at TCU		W	3-2	15-12,9-15,15-4,15-17,15-12	414
* 10/9/98	Wyoming		0-3	L	4-15,13-15,13-15	82
* 10/10/98	Colorado State		1-3	L	10-15,15-6,11-15,6-15	287
* 10/15/98	at UNLV		2-3	L	8-15,15-13,2-15,15-6,18-20	320
* 10-17-98	at Air Force	W	3-1		13-15,15-5,15-5,15-2	250
* 10/23/98	Rice		1-3	L	4-15,15-11,11-15,9-15	198
* 10/24/98	Tulsa	W	3-1		10-15,15-4,15-6,15-10	273
10-28-98	at Baylor		1-3	L	2-15,15-13,5-15,11-15	117
* 10/30/98	TCU	W	3-1		15-11,9-15,15-7,15-13	202
* 11/6/98	at Colorado State		0-3	L	7-15,5-15,2-15	742
* 11/7/98	at Wyoming		0-3	L	3-15,5-15,14-16	427
* 11/13/98	Air Force	W	3-1		15-0,15-11,9-15,15-7	311
* 11/14/98	UNLV		0-3	L	6-15,13-15,5-15	326
* 11/19/98	at Tulsa		2-3	L	16-14,13-15,17-15,11-15,13-15	258
* 11-21-98	at Rice		0-3	L	6-15,9-15,5-15	437
11/24/98	vs San Jose State		0-3	L	9-15,10-15,12-15	

1998 OVERALL INDIVIDUAL STATISTICS
OVERALL RECORD: 14-17 CONFERENCE: 5-9 HOME: 9-5 AWAY: 2-10 NEUTRAL: 3-2

##Name	GP	MP-MS	K	K/Game	E	TA	Pct	A	A/Game	SA	SA/Gm	SE
7 Rogers, Kellye	20	12-	27	1.35	12	68	.221	4	0.20	5	0.25	3
14Pryor, Erin	109	31-	418	3.83	196	1052	.211	8	0.07	21	0.19	32
4 Godwin, Melissa	110	31-	348	3.16	170	865	.206	7	0.06	33	0.30	52
1 Olson, Leslie	105	31-	78	0.74	32	226	.204	1122	10.69	25	0.24	17
10Amos, Jennie	92	30-	197	2.14	91	571	.186	13	0.14	14	0.15	18
15Newsom, Janna	56	22-	84	1.50	50	238	.143	1	0.02	0	0.00	0
13Bredewater, Shelley	80	25-	133	1.66	82	430	.119	63	0.79	16	0.20	30
2 Klecka, Kelly	102	31-	251	2.46	158	919	.101	6	0.06	17	0.17	23
11Hatfield, Tara	29	16-	12	0.41	9	37	.081	155	5.34	5	0.17	1
12Warner, Sara	79	29-	29	0.37	21	137	.058	5	0.06	10	0.13	6
3 Ohlsen, Mariah	105	31-	5	0.05	6	24	-.042	11	0.10	23	0.22	33
SMU.....	111	31-	1582	14.25	827	4567	.165	1395	12.57	169	1.52	215
Opponents.....	111	31-	1643	14.80	773	4526	.192	1451	13.07	157	1.41	235

##Name	G	RE	DIG	Dig/G	BS	BA	TotalB/Game	BE	BHE
7 Rogers, Kellye	20	0	30	1.50	0	3	3	0.15	1	1
14Pryor, Erin	109	41	279	2.56	2	39	41	0.38	3	6
4 Godwin, Melissa	110	15	200	1.82	17	112	129	1.17	21	7
1 Olson, Leslie	105	1	285	2.71	6	56	62	0.59	7	29
10Amos, Jennie	92	5	119	1.29	7	53	60	0.65	8	3
15Newsom, Janna	56	0	13	0.23	9	38	47	0.84	8	1
13Bredewater, Shelley	80	24	173	2.16	2	35	37	0.46	4	10
2 Klecka, Kelly	102	36	266	2.61	5	28	33	0.32	9	3
11Hatfield, Tara	29	0	38	1.31	1	14	15	0.52	1	10
12Warner, Sara	79	14	125	1.58	0	6	6	0.08	0	0
3 Ohlsen, Mariah	105	11	223	2.12	0	0	0	0.00	0	5
TEAM		10								
SMU.....	111	157	1751	15.77	49	384	241.0	2.17	62	75
Opponents.....	111	169	1804	16.25	68	422	279.0	2.51	83	92

1998 CONFERENCE INDIVIDUAL STATISTICS
CONFERENCE: 5-9 HOME: 3-4 AWAY: 2-5 NEUTRAL: 0-0

##Name	GP	MP-MS	K	K/Game	E	TA	Pct	A	A/Game	SA	SA/Gm	SE
7 Rogers, Kellye	10	6-	18	1.80	6	38	.316	2	0.20	3	0.30	1
1 Olson, Leslie	53	14-	38	0.72	18	108	.185	555	10.47	12	0.23	8
4 Godwin, Melissa	54	14-	162	3.00	90	440	.164	5	0.09	12	0.22	21
14Pryor, Erin	53	14-	178	3.36	101	484	.159	3	0.06	10	0.19	13
10Amos, Jennie	40	13-	74	1.85	39	226	.155	5	0.12	5	0.12	7
15Newsom, Janna	39	13-	53	1.36	32	151	.139	1	0.03	0	0.00	0
2 Klecka, Kelly	51	14-	143	2.80	91	521	.100	1	0.02	8	0.16	11
13Bredewater, Shelley	33	9-	58	1.76	41	179	.095	23	0.70	7	0.21	6
3 Ohlsen, Mariah	54	14-	2	0.04	2	11	.000	6	0.11	14	0.26	21
11Hatfield, Tara	14	8-	4	0.29	5	16	-.062	54	3.86	1	0.07	0
12Warner, Sara	40	14-	5	0.12	7	32	-.062	1	0.03	2	0.05	3
SMU.....	54	14-	735	13.61	432	2206	.137	656	12.15	74	1.37	91
Opponents.....	54	14-	786	14.56	373	2129	.194	697	12.91	75	1.39	107

##Name	G	RE	DIG	Dig/G	BS	BA	TotalB/Game	BE	BHE
7 Rogers, Kellye	10	0	16	1.60	0	1	1	0.10	1	0
1 Olson, Leslie	53	0	132	2.49	2	36	38	0.72	3	10
4 Godwin, Melissa	54	6	104	1.93	6	54	60	1.11	15	2
14Pryor, Erin	53	23	130	2.45	0	20	20	0.38	0	4
10Amos, Jennie	40	1	44	1.10	4	21	25	0.62	4	0
15Newsom, Janna	39	0	10	0.26	6	34	40	1.03	6	1
2 Klecka, Kelly	51	18	149	2.92	0	9	9	0.18	5	0
13Bredewater, Shelley	33	10	62	1.88	0	19	19	0.58	1	2
3 Ohlsen, Mariah	54	5	134	2.48	0	0	0	0.00	0	1
12Warner, Sara	40	4	67	1.67	0	1	1	0.03	0	0
11Hatfield, Tara	14	0	9	0.64	1	3	4	0.29	0	2
TEAM	8									
SMU.....	54	75	857	15.87	19	198	118.0	2.19	35	22
Opponents.....	54	74	856	15.85	29	219	138.5	2.56	39	47

1999 TEAM RECORD
Overall 20-13
Conference 9-5
Home 9-3
Away 6-7
Neutral 5-3
3 games 9-7
4 games 8-4
5 games 3-2

1999
Head Coach - Lisa Seifert
20-13 Overall
(9-5 Western Athletic Conference)

1999 MATCH RESULTS

Date	Opponent		Score		Score-by-game	Attend
9/1/99	Stephen F. Austin	W	3-0		15-13,16-14,15-2	
~ 9/3/99	vs Utah		0-3	L	12-15,10-15,15-17	
~ 9/3/99	at Texas Tech		0-3	L	5-15,10-15,8-15	159
~ 9/4/99	vs Wright State	W	3-0		15-8,15-9,15-12	
~ 9/4/99	vs North Carolina State	W	3-0		17-15,15-10,15-8	76
9/7/99	at Texas		0-3	L	2-15,2-15,11-15	
^ 9/10/99	Butler	W	3-0		15-10,15-8,15-8	254
^ 9/11/99	Texas-San Antonio	W	3-2		15-8,8-15,15-17,15-13,15-11	232
^ 9/11/99	Baylor	W	3-2		15-11,14-16,15-7,5-15,15-11	351
%9/17/99	at Colorado State		0-3	L	5-15,6-15,5-15	1471
%9/18/99	vs Cal Poly SLO		1-3	L	3-15,11-15,15-6,14-16	123
%9/18/99	vs Bowling Green	W	3-0		15-5,15-11,15-3	112
$ 9/24/99	vs New Hampshire		2-3	L	9-15,16-14,7-15,15-10,11-15	215
$ 9/24/99	vs Harvard	W	3-0		15-9,15-4,15-8	207
$ 9/24/99	at Connecticut	W	3-1		11-15,15-9,15-8,15-13	250
$ 9/25/99	vs New Mexico	W	3-1		15-11,13-15,15-7,15-7	223
9/29/99	Houston		2-3	L	18-16,8-15,9-15,15-12,10-15	308
10/5/99	at Texas-Arlington		1-3	L	15-7,6-15,9-15,12-15	292
* 10/8/99	at TCU	W	3-0		15-11,15-6,15-4	488
10/12/99	at North Texas	W	3-1		15-5,14-16,15-6,15-5	142
* 10/16/99	at Hawaii		0-3	L	12-15,3-15,5-15	7684
* 10/22/99	Fresno State		0-3	L	4-15,14-16,10-15	
* 10/23/99	San Jose State	W	3-2		15-8,6-15,8-15,15-5,15-13	217
* 10/28/99	at Rice	W	3-1		11-15,15-8,15-8,15-8	238
* 10/30/99	at Tulsa	W	3-1		15-5,13-15,15-6,15-9	300
* 11/4/99	at Texas-El Paso	W	3-1		11-15,15-5,15-9,15-13	143
* 11/6/99	TCU	W	3-0		15-12,15-10,15-6	314
* 11/12/99	Hawaii		1-3	L	4-15,2-15,15-12,13-15	397
* 11/13/99	UTEP	W	3-1		12-15,15-4,15-6,16-14	125
* 11/19/99	at Fresno State		0-3	L	10-15,12-15,8-15	
* 11/19/99	at San Jose State		1-3	L	15-8,7-15,4-15,12-15	305
* 11/26/99	Tulsa	W	3-0		15-9,15-7,17-15	277
* 11/27/99	Rice	W	3-1		15-6,13-15,15-7,15-7	246

1999 OVERALL INDIVIDUAL STATISTICS
OVERALL RECORD: 20-13 CONFERENCE: 9-5 HOME: 9-3 AWAY: 6-7 NEUTRAL: 5-3

##Name	GP	MP-MS	K	K/Game	E	TA	Pct	A	A/Game	SA	SA/Gm	SE
9 Stuart, Kristen	6	6-0	6	1.00	1	10	.500	0	0.00	0	0.00	1
15Newsom, Janna	121	33-2	288	2.38	119	683	.247	7	0.06	1	0.01	0
14Pryor, Erin	120	33-33	466	3.88	186	1204	.233	21	0.17	17	0.14	43
1 Olson, Leslie	100	32-31	67	0.67	21	206	.223	1258	12.58	19	0.19	27
4 Godwin, Melissa	121	33-31	407	3.36	181	1036	.218	12	0.10	46	0.38	64
2 Klecka, Kelly	107	32-32	327	3.06	159	1007	.167	21	0.20	31	0.29	47
5 Peterson, Kristen	52	24-2	75	1.44	37	230	.165	20	0.38	7	0.13	7
13Bredewater, Shelley	93	29-27	184	1.98	103	539	.150	69	0.74	14	0.15	21
11Hatfield, Tara	32	16-2	23	0.72	14	68	.132	291	9.09	3	0.09	4
10Amos, Jennie	42	19-5	56	1.33	38	200	.090	24	0.57	5	0.12	11
7 Rogers, Kellye	0	1-0	0	0.00	0	0	.000	0	0.00	0	0.00	0
3 Ohlsen, Mariah	121	33-32	3	0.02	5	30	-.067	21	0.17	30	0.25	38
12Warner, Sara	119	33-1	8	0.07	13	55	-.091	16	0.13	8	0.07	4
SMU.....	121	33-33	1910	15.79	877	5268	.196	1760	14.55	181	1.50	267
Opponents.....	121	33-33	1809	14.95	844	5258	.184	1630	13.47	164	1.36	280

##Name	G	RE	DIG	Dig/G	BS	BA	TotalB/Game	BE	BHE
19Stuart, Kristen	6	1	0	0.00	0	2	2	0.33	0	0
15Newsom, Janna	121	0	21	0.17	13	112	125	1.03	7	1
14Pryor, Erin	120	40	333	2.78	7	53	60	0.50	8	1
1 Olson, Leslie	100	1	294	2.94	2	47	49	0.49	12	21
4 Godwin, Melissa	121	3	115	0.95	26	89	115	0.95	18	3
2 Klecka, Kelly	107	19	304	2.84	6	39	45	0.42	1	1
5 Peterson, Kristen	52	10	106	2.04	1	13	14	0.27	0	0
13Bredewater, Shelley	93	27	249	2.68	5	37	42	0.45	5	5
11Hatfield, Tara	32	0	63	1.97	0	17	17	0.53	4	9
10Amos, Jennie	42	9	88	2.10	1	10	11	0.26	2	2
7 Rogers, Kellye	0	0	0	0.00	0	0	0	0.00	0	0
3 Ohlsen, Mariah	121	15	375	3.10	0	1	1	0.01	0	2
12Warner, Sara	119	28	176	1.48	0	0	0	0.00	1	0
TEAM		11								
SMU.....	121	164	2124	17.55	61	420	271.0	2.24	58	45
Opponents.....	121	179	2034	16.81	58	426	271.0	2.24	80	59

1999 CONFERENCE INDIVIDUAL STATISTICS
CONFERENCE: 9-5 HOME: 5-2 AWAY: 4-3 NEUTRAL: 0-0

##Name	GP	MP-MS	K	K/Game	E	TA	Pct	A	A/Game	SA	SA/Gm	SE
9 Stuart, Kristen	1	1-0	3	3.00	0	4	.750	0	0.00	0	0.00	1
14Pryor, Erin	51	14-14	207	4.06	76	510	.257	7	0.14	10	0.20	14
4 Godwin, Melissa	51	14-14	160	3.14	73	402	.216	4	0.08	23	0.45	31
15Newsom, Janna	51	14-0	105	2.06	49	285	.196	4	0.08	0	0.00	0
2 Klecka, Kelly	47	14-14	154	3.28	70	461	.182	12	0.26	17	0.36	24
10Amos, Jennie	23	9-3	33	1.43	17	93	.172	13	0.57	2	0.09	5
5 Peterson, Kristen	15	7-0	23	1.53	11	72	.167	4	0.27	1	0.07	3
11Hatfield, Tara	11	5-1	11	1.00	6	30	.167	90	8.18	0	0.00	2
13Bredewater, Shelley	38	12-11	77	2.03	45	225	.142	32	0.84	8	0.21	9
1 Olson, Leslie	44	13-13	28	0.64	15	94	.138	558	12.68	9	0.20	10
3 Ohlsen, Mariah	51	14-14	1	0.02	1	14	.000	14	0.27	16	0.31	19
12Warner, Sara	51	14-0	4	0.08	5	27	-.037	8	0.16	2	0.04	2
SMU.....	51	14-14	806	15.80	368	2217	.198	746	14.63	88	1.73	120
Opponents.....	51	14-14	762	14.94	335	2215	.193	686	13.45	62	1.22	122

##Name	G	RE	DIG	Dig/G	BS	BA	TotalB/Game	BE	BHE
9 Stuart, Kristen	1	0	0	0.00	0	2	2	2.00	0	0
14Pryor, Erin	51	14	142	2.78	3	23	26	0.51	5	0
4 Godwin, Melissa	51	2	45	0.88	12	36	48	0.94	8	2
15Newsom, Janna	51	0	4	0.08	6	43	49	0.96	4	1
2 Klecka, Kelly	47	9	179	3.81	3	16	19	0.40	1	0
10Amos, Jennie	23	4	57	2.48	1	4	5	0.22	0	1
11Hatfield, Tara	11	0	13	1.18	0	6	6	0.55	1	2
5 Peterson, Kristen	15	2	25	1.67	0	4	4	0.27	0	0
13Bredewater, Shelley	38	7	87	2.29	3	16	19	0.50	3	1
1 Olson, Leslie	44	1	136	3.09	2	17	19	0.43	6	11
3 Ohlsen, Mariah	51	6	173	3.39	0	0	0	0.00	0	0
12Warner, Sara	51	12	93	1.82	0	0	0	0.00	1	0
Team	5									
SMU.....	51	62	954	18.71	30	167	113.5	2.23	29	18
Opponents.....	51	88	863	16.92	27	205	129.5	2.54	40	30

2000 TEAM RECORD
Overall 14-17
Conference 4-12
Home 7-7
Away 2-9
Neutral 5-1
3 games 7-10
4 games 6-5
5 games 1-2

2000
Head Coach - Lisa Seifert
14-17 Overall
(4-12 Western Athletic Conference)

2000 MATCH RESULTS

Date	Opponent		Score		Score-by-game	Attend
~ 9/1/00	at Weber State	W	3-1		12-15,15-8,15-13,15-5	331
~ 9/2/00	vs Syracuse	W	3-1		15-6,8-15,15-9,15-12	73
~ 9/2/00	vs Portland	W	3-0		15-1,15-7,15-13	87
9/6/00	at Baylor		0-3	L	10-15,6-15,5-15	726
^ 9/8/00	North Texas	W	3-1		10-15,15-13,15-8,15-1	
^ 9/9/00	Jackson State	W	3-0		15-0,15-2,15-7	123
^ 9/9/00	Stephen F. Austin		0-3	L	13-15,9-15,8-15	173
# 9/15/00	vs Mary.-Baltimore Cnty	W	3-1		15-5,15-4,9-15,15-5	40
# 9/16/00	vs Villanova	W	3-0		15-10,15-6,15-2	
# 9/16/00	at Ohio	W	3-2		15-11,12-15,16-14,13-15,15-9	128
* 9/22/00	at TCU		1-3	L	13-15,15-8,13-15,8-15	450
9/26/00	Texas-Arlington		2-3	L	15-6,15-4,4-15,4-15,12-15	156
* 9/29/00	at Tulsa		1-3	L	5-15,7-15,15-13,6-15	300
10/2/00	Texas	W	3-0		15-12,15-12,15-11	1455
* 10/5/00	at Hawaii		0-3	L	7-15,6-15,3-15	5986
* 10/7/00	at Nevada		0-3	L	2-15,13-15,14-16	323
* 10/13/00	Rice	W	3-0		15-6,15-8,18-16	145
* 10/14/00	UTEP	W	3-1		11-15,15-3,15-9,15-11	125
* 10/20/00	at San Jose State		0-3	L	5-15,8-15,9-15	205
** 10/21/00	at Fresno State		1-3	L	6-15,15-10,11-15,6-15	485
* 10/27/00	Nevada		0-3	L	13-15,9-15,14-16	214
* 10/28/00	Hawaii		0-3	L	4-15,9-15,9-15	307
* 11/4/00	Tulsa	W	3-0		15-10,15-13,15-7	172
11/8/00	Oral Roberts		2-3	L	10-15,7-15,15-13,15-11,9-15	101
* 11/10/00	TCU	W	3-1		15-9,13-15,15-10,15-13	231
* 11/16/00	at UTEP		0-3	L	8-15,10-15,10-15	218
* 11/18/00	at Rice		1-3	L	15-11,11-15,3-15,7-15	307
* 11/20/00	Fresno State		0-3	L	9-15,4-15,9-15	76
* 11/21/00	San Jose State		0-3	L	8-15,6-15,10-15	186
& 11/24/00	vs LSU	W	3-0		15-10,15-9,15-13	243
& 11/25/00	vs UT-San Antonio		1-3	L	4-15,4-15,15-11,10-15	278

~ Weber State Invitational
^ SMU Doubletree Hotel Invitational
# Ohio Tournament
& Houston Invitational

2000 OVERALL INDIVIDUAL STATISTICS

OVERALL RECORD: 14-17 CONFERENCE: 4-12 HOME: 7-7 AWAY: 2-9 NEUTRAL: 5-1

##Name	GP	MP-MS	K	K/Game	E	TA	Pct	A	A/Game	SA	SA/Gm	SE
14Ingram, Taneal	33	15-1	38	1.15	8	88	.341	7	0.21	3	0.09	2
15Newsom, Janna	102	31-20	293	2.87	94	707	.281	5	0.05	3	0.03	2
4 Godwin, Melissa	109	31-22	342	3.14	127	783	.275	15	0.14	28	0.26	54
11Hatfield, Tara	103	30-29	132	1.28	49	348	.239	1411	13.70	20	0.19	10
13Bredewater, Shelley	104	31-30	255	2.45	118	639	.214	117	1.12	15	0.14	34
2 Klecka, Kelly	108	31-28	469	4.34	198	1335	.203	23	0.21	21	0.19	41
8 Holder, Allison	39	18-0	49	1.26	21	139	.201	4	0.10	3	0.08	5
10Moffett, Katy	16	10-0	16	1.00	8	49	.163	1	0.06	1	0.06	2
5 Peterson, Kristen	102	29-26	253	2.48	152	785	.129	18	0.18	15	0.15	32
3 Erazmus, Jackie	105	31-6	5	0.05	2	25	.120	107	1.02	17	0.16	24
12Warner, Sara	106	31-15	16	0.15	12	71	.056	18	0.17	20	0.19	35
SMU.....	110	31-31	1868	16.98	789	4969	.217	1726	15.69	146	1.33	241
Opponents.....	110	31-31	1815	16.50	694	4812	.233	1677	15.25	158	1.44	246

##Name	G	RE	DIG	Dig/G	BS	BA	TotalB	B/Game	BE	BHE
14Ingram, Taneal	33	4	44	1.33	5	15	20	0.61	4	2
15Newsom, Janna	102	1	55	0.54	16	98	114	1.12	18	5
4 Godwin, Melissa	109	1	82	0.75	12	64	76	0.70	23	2
11Hatfield, Tara	103	0	291	2.83	10	41	51	0.50	19	28
13Bredewater, Shelley	104	33	307	2.95	2	54	56	0.54	13	10
2 Klecka, Kelly	108	43	349	3.23	7	37	44	0.41	3	4
8 Holder, Allison	39	4	26	0.67	0	8	8	0.21	4	1
10Moffett, Katy	16	5	15	0.94	0	4	4	0.25	2	0
5 Peterson, Kristen	102	26	302	2.96	5	30	35	0.34	8	2
3 Erazmus, Jackie	105	7	216	2.06	0	1	1	0.01	1	4
12Warner, Sara	106	27	234	2.21	0	3	3	0.03	0	1
TEAM		7								
SMU.....	110	158	1921	17.46	57	355	234.5	2.13	95	59
Opponents.....	110	146	1927	17.52	56	400	256.0	2.33	98	58

2000 CONFERENCE INDIVIDUAL STATISTICS

Conference: 4-12 Home: 4-4 Away: 0-8 Neutral: 0-0

##Name	GP	MP-MS	K	K/Game	E	TA	Pct	A	A/Game	SA	SA/Gm	SE
15Newsom, Janna	51	16-9	144	2.82	42	354	.288	2	0.04	1	0.02	1
14Ingram, Taneal	16	7-0	16	1.00	4	46	.261	2	0.12	0	0.00	1
4 Godwin, Melissa	54	16-15	175	3.24	71	406	.256	8	0.15	16	0.30	34
8 Holder, Allison	25	12-0	38	1.52	15	96	.240	2	0.08	1	0.04	3
13Bredewater, Shelley	52	16-16	139	2.67	61	333	.234	54	1.04	6	0.12	20
11Hatfield, Tara	51	16-16	63	1.24	29	170	.200	715	14.02	8	0.16	7
2 Klecka, Kelly	54	16-15	237	4.39	107	695	.187	9	0.17	10	0.19	27
12Warner, Sara	53	16-7	13	0.25	5	44	.182	9	0.17	12	0.23	13
10Moffett, Katy	8	5-0	11	1.38	6	35	.143	0	0.00	0	0.00	1
5 Peterson, Kristen	51	15-14	96	1.88	69	334	.081	3	0.06	6	0.12	15
3 Erazmus, Jackie	52	16-1	2	0.04	2	14	.000	54	1.04	2	0.04	9
SMU.....	54	16-16	934	17.30	411	2527	.207	858	15.89	62	1.15	131
Opponents.....	54	16-16	958	17.74	307	2406	.271	882	16.33	86	1.59	117

##Name	G	RE	DIG	Dig/G	BS	BA	TotalB	B/Game	BE	BHE
15Newsom, Janna	51	0	24	0.47	10	46	56	1.10	8	0
14Ingram, Taneal	16	2	23	1.44	1	6	7	0.44	3	1
4 Godwin, Melissa	54	0	45	0.83	4	29	33	0.61	12	2
8 Holder, Allison	25	1	14	0.56	0	6	6	0.24	1	1
13Bredewater, Shelley	52	17	147	2.83	2	26	28	0.54	4	3
11Hatfield, Tara	51	0	119	2.33	2	13	15	0.29	12	12
2 Klecka, Kelly	54	24	187	3.46	2	17	19	0.35	2	1
12Warner, Sara	53	17	130	2.45	0	1	1	0.02	0	0
10Moffett, Katy	8	1	10	1.25	0	3	3	0.38	0	0
5 Peterson, Kristen	51	13	143	2.80	3	16	19	0.37	2	1
3 Erazmus, Jackie	52	5	106	2.04	0	0	0	0.00	1	3
TEAM	6									
SMU.....	54	86	948	17.56	24	163	105.5	1.95	45	24
Opponents.....	54	62	990	18.33	30	229	144.5	2.68	52	20

2001 TEAM RECORD
Overall 14-13
Conference 8-5
Home 7-5
Away 5-8
Neutral 2-0
3 games 5-6
4 games 7-4
5 games 2-3

2001
Head Coach - Lisa Seifert
14-13 Overall
(8-5 Western Athletic Conference)

2001 MATCH RESULTS

Date	Opponent		Score		Score-by-game	Attend
8/31/01	Kentucky		1-3	L	30-21,26-30,29-31,20-30	357
9/1/01	Weber State	W	3-2		30-18,32-34,15-30,30-24,15-8	502
9/1/01	Duke		0-3	L	20-30,26-30,24-30	502
9/4/01	at Stephen F. Austin		0-3	L	26-30,25-30,28-30	276
@9/7/01	at Tulane		0-3	L	22-30,24-30,26-30	628
9/8/01	vs San Diego State	W	3-1		31-29,21-30,30-23,30-19	
9/8/01	vs Coastal Carolina	W	3-1		28-30,30-10,30-15,30-27	
9/19/01	at Oral Roberts		1-3	L	21-30,26-30,30-25,23-30	295
9/20/01	at Oklahoma	W	3-0		30-24,30-24,30-18	202
* 9/27/01	at Nevada		1-3	L	24-30,25-30,30-27,28-30	492
* 9/29/01	at Boise State	W	3-0		30-22,30-13,30-19	523
10/2/01	TCU	W	3-1		30-25,30-24,28-30,30-27	350
* 10/5/01	San Jose State	W	3-2		25-30,30-26,25-30,30-26,15-13	401
* 10/8/01	Fresno State		0-3	L	26-30,24-30,17-30	215
10/9/01	at Texas-Arlington		2-3	L	25-30,34-32,30-27,11-30,14-16	453
* 10/14/01	at Hawaii		0-3	L	16-30,21-30,26-30	6002
* 10/18/01	Rice		1-3	L	31-33,32-30,26-30,14-30	286
* 10/19/01	La. Tech	W	3-0		30-20,30-17,30-22	302
* 10/24/01	at Tulsa	W	3-0		30-27,30-23,30-17	125
* 10/26/01	at UTEP	W	3-1		28-30,30-25,30-20,30-20	436
* 11/1/01	Tulsa	W	3-0		30-17,30-21,30-15	218
* 11/3/01	UTEP	W	3-1		33-31,28-30,36-34,30-24	292
11/6/01	North Texas	W	3-1		30-16,30-19,27-30,30-25	168
* 11/8/01	at Rice		2-3	L	30-26,30-23,20-30,21-30,8-15	471
* 11/10/01	at La. Tech	W	3-1		30-17,30-16,28-30,34-32	233
11/16/01	at San Jose State		0-3	L	28-30,22-30,15-30	1:31
11/21/01	Houston		2-3	L	30-23,26-30,25-30,30-26,12-15	

2001 OVERALL INDIVIDUAL STATISTICS

OVERALL RECORD: 14-13 CONFERENCE: 8-5 HOME: 7-5 AWAY: 5-8 NEUTRAL: 2-0

##Name	GP	MP-MS	K	K/Game	E	TA	Pct	A	A/Game	SA	SA/Gm	SE	
2 Grebing, Meghan	6	5-0	3	0.50	3	8	.000	0	0.00	0	0.00	0	
3 Erazmus, Jackie	86	26-1	4	0.05	2	32	.062	39	0.45	21	0.24	35	
4 Niederstadt, Jacky	56	20-3	111	1.98	62	331	.148	5	0.09	3	0.05	2	
5 Peterson, Kristen	102	27-26	148	1.45	90	532	.109	29	0.28	21	0.21	17	
7 Larkan, Kelly 70	26-7	95	1.36	35	236	.254	6	0.09	5	0.07	5		
8 Holder, Allison95	27-27	172	1.81	89	507	.164	40	0.42	6	0.06	21		
9 Lasiter, Leslie85	24-19	243	2.86	89	563	.274	21	0.25	16	0.19	20		
10Moffett, Katy 36	18-0	66	1.83	39	208	.130	5	0.14	0	0.00	4		
11Hatfield, Tara101	27-26	126	1.25	47	339	.233	1250	12.38	33	0.33	19		
12Warner, Sara102	27-20	7	0.07	11	46	-.087	13	0.13	35	0.34	44		
14Karasek, Beth92	26-25	298	3.24	106	837	.229	23	0.25	23	0.25	19		
15Newsom, Janna	99	27-8	300	3.03	104	673	.291	3	0.03	0	0.00	1	
SMU.....	102	27-27	1573	15.42	677	4312	.208	1434	14.06	163	1.60	188	
Opponents.....	102	27-27	1508	14.78	665	4256	.198	1396	13.69	158	1.55	192	

##Name	G	RE	DIG	Dig/G	BS	BA	TotalB	B/Game	BE	BHE
2 Grebing, Meghan	6	0	0	0.00	0	1	1	0.17	0	0
3 Erazmus, Jackie	86	15	188	2.19	0	1	1	0.01	0	1
4 Niederstadt, Jacky	56	7	50	0.89	2	16	18	0.32	3	0
5 Peterson, Kristen	102	31	343	3.36	3	27	30	0.29	5	0
7 Larkan, Kelly 70	6	113	1.61	3	38	41	0.59	8	1	
8 Holder, Allison95	22	126	1.33	4	63	67	0.71	10	1	
9 Lasiter, Leslie85	5	126	1.48	8	80	88	1.04	15	1	
10Moffett, Katy 36	2	30	0.83	0	5	5	0.14	1	0	
11Hatfield, Tara101	1	244	2.42	4	71	75	0.74	11	19	
12Warner, Sara102	19	278	2.73	0	0	0	0.00	0	0	
14Karasek, Beth92	33	257	2.79	8	30	38	0.41	7	0	
15Newsom, Janna	99	0	30	0.30	14	93	107	1.08	7	1
TEAM		17								
SMU.....	102	158	1785	17.50	46	425	258.5	2.53	67	24
Opponents.....	102	163	1733	16.99	65	359	244.5	2.40	49	37

CONFERENCE INDIVIDUAL STATISTICS

CONFERENCE: 8-5 HOME: 4-2 AWAY: 4-3 NEUTRAL: 0-0

##Name	GP	MP-MS	K	K/Game	E	TA	Pct	A	A/Game	SA	SA/Gm	SE
2 Grebing, Meghan	3	2-0	2	0.67	1	5	.200	0	0.00	0	0.00	0
3 Erazmus, Jackie	41	12-1	0	0.00	1	12	-.083	28	0.68	7	0.17	17
4 Niederstadt, Jacky	19	8-0	30	1.58	12	73	.247	4	0.21	0	0.00	1
5 Peterson, Kristen	48	13-13	71	1.48	42	250	.116	13	0.27	8	0.17	14
7 Larkan, Kelly	35	13-3	36	1.03	13	98	.235	3	0.09	5	0.14	4
8 Holder, Allison	47	13-13	83	1.77	50	250	.132	18	0.38	2	0.04	12
9 Lasiter, Leslie	42	13-10	120	2.86	43	263	.293	12	0.29	3	0.07	10
10Moffett, Katy	20	9-0	36	1.80	18	117	.154	3	0.15	0	0.00	0
11Hatfield, Tara	47	13-12	61	1.30	18	163	.264	606	12.89	24	0.51	9
12Warner, Sara	48	13-11	5	0.10	1	20	.200	4	0.08	24	0.50	23
14Karasek, Beth	47	13-13	171	3.64	58	437	.259	11	0.23	13	0.28	10
15Newsom, Janna	48	13-2	149	3.10	46	309	.333	0	0.00	0	0.00	0
SMU.....	48	13-13	764	15.92	303	1997	.231	702	14.62	86	1.79	101
Opponents.....	48	13-13	702	14.62	315	1975	.196	640	13.33	75	1.56	85

##Name	G	RE	DIG	Dig/G	BS	BA	TotalB	B/Game	BE	BHE
12Grebing, Meghan	3	0	0	0.00	0	0	0	0.00	0	0
3 Erazmus, Jackie	41	8	80	1.95	0	0	0	0.00	0	1
4 Niederstadt, Jacky	19	4	12	0.63	1	4	5	0.26	1	0
5 Peterson, Kristen	48	12	160	3.33	2	12	14	0.29	1	0
7 Larkan, Kelly	35	3	67	1.91	0	20	20	0.57	1	1
8 Holder, Allison	47	12	72	1.53	2	39	41	0.87	5	1
9 Lasiter, Leslie	42	2	43	1.02	6	40	46	1.10	8	0
10Moffett, Katy	20	0	12	0.60	0	2	2	0.10	0	0
11Hatfield, Tara	47	1	110	2.34	0	38	38	0.81	8	6
12Warner, Sara	48	11	142	2.96	0	0	0	0.00	0	0
14Karasek, Beth	47	16	135	2.87	2	13	15	0.32	2	0
15Newsom, Janna	48	0	12	0.25	8	45	53	1.10	5	0
TEAM	6									
SMU.....	48	75	845	17.60	21	213	127.5	2.66	31	9
Opponents.....	48	86	799	16.65	29	168	113.0	2.35	18	17

2002 TEAM RECORD
Overall 12-17
Conference 6-7
Home 5-6
Away 3-8
Neutral 4-3
3 games 5-7
4 games 7-6
5 games 0-4

2002
Head Coach - Lisa Seifert
12-17 Overall
(6-7 Western Athletic Conference)

2002 MATCH RESULTS

Date	Opponent		Score		Score-by-game	Attend
8/30/02	vs Northwestern		0-3	L	24-30,22-30,27-30	86
8/31/02	vs East Tennessee St.	W	3-0		30-16,30-20,30-23	45
8/31/02	at Charlotte		0-3	L	22-30,27-30,22-30	228
9/6/02	vs Southwest Mo. St.	W	3-1		30-28,30-28,25-30,30-24	
9/7/02	vs Stetson	W	3-0		30-19,30-13,30-23	
^ 9/7/02	at South Florida		1-3	L	17-30,24-30,30-28,23-30	117
9/13/02	Tulane		1-3	L	35-37,30-22,24-30,26-30	253
9/14/02	UTSA	W	3-1		30-20,30-23,27-30,30-16	
9/14/02	Cal		0-3	L	20-30,21-30,21-30	452
9/17/02	UTA		0-3	L	25-30,26-30,27-30	179
9/21/02	vs Auburn Tigers	W	3-0		30-28,30-23,30-27	104
9/20/02	at New Mexico Lobos		2-3	L	30-25,30-19,28-30,21-30,12-15	637
9/21/02	vs Temple Owls		2-3	L	30-23,25-30,30-28,30-32,10-15	276
9/25/02	at North Texas	W	3-1		19-30,30-28,30-23,30-19	148
* 9/26/02	at Louisiana Tech	W	3-1		20-30,30-28,30-28,30-23	423
* 10/3/02	Nevada		2-3	L	30-24,30-25,29-31,26-30,7-15	336
* 10/6/02	Boise State	W	3-0		30-27,30-23,30-11	103
* 10/11/02	at San Jose State		1-3	L	18-30,30-19,21-30,36-38	173
** 10/17/02	at Fresno State		1-3	L	12-30,17-30,30-28,18-30	578
* 10/19/02	Hawaii		0-3	L	24-30,6-30,17-30	601
* 10/24/02	at Rice		1-3	L	22-30,30-24,20-30,19-30	246
10/23/02	at Houston		0-3	L	24-30,23-30,29-31	406
* 10/31/02	Tulsa	W	3-0		30-25,30-8,30-28	168
* 11/1/02	UTEP	W	3-1		25-30,30-22,30-21,30-25	352
* 11/9/02	at UTEP		1-3	L	32-30,28-30,23-30,27-30	592
* 11/7/02	at Tulsa	W	3-1		30-26,27-30,30-26,30-25	200
* 11/13/02	Rice		2-3	L	27-30,30-23,30-17,23-30,11-15	247
* 11/17/02	Louisiana Tech	W	3-1		28-30,30-28,30-28,30-23	339
11/22/02	vs Fresno State		0-3	L	21-30,26-30,28-30	

2002 Overall Individual Statistics
OVERALL RECORD: 12-17 CONFERENCE: 6-7 HOME: 5-6 AWAY: 3-8 NEUTRAL: 4-3

##Name	GP	MP-MS	K	K/Game	E	TA	Pct	A	A/Game	SA	SA/Gm	SE
6 Bennett, Stephanie	18	10-1	36	2.00	11	82	.305	6	0.33	7	0.39	7
9 Lasiter, Leslie	102	29-28	349	3.42	119	813	.283	17	0.17	26	0.25	43
8 Holder, Allison	101	29-29	238	2.36	96	644	.220	69	0.68	39	0.39	43
10Moffett, Katy	93	28-24	250	2.69	120	770	.169	22	0.24	12	0.13	25
11Hoskins, Kollin	57	24-2	106	1.86	63	262	.164	2	0.04	6	0.11	29
2 Zener, Ashley	83	28-27	127	1.53	68	360	.164	9	0.11	19	0.23	38
1 Mihm, Jessica	108	29-29	105	0.97	53	322	.161	1326	12.28	26	0.24	32
4 Niederstadt, Jacky	78	29-7	185	2.37	103	564	.145	9	0.12	6	0.08	11
14Karasek, Beth	102	28-27	250	2.45	149	786	.128	21	0.21	21	0.21	37
5 Peterson, Kristen	108	29-0	7	0.06	6	55	.018	26	0.24	0	0.00	1
SMU.....	108	29-29	1653	15.31	788	4658	.186	1507	13.95	162	1.50	266
Opponents.....	108	29-29	1518	14.06	638	4307	.204	1407	13.03	144	1.33	232

##Name	G	RE	DIG	Dig/G	BS	BA	TotalB	B/Game	BE	BHE
6 Bennett, Stephanie	18	1	26	1.44	2	7	9	0.50	1	1
9 Lasiter, Leslie	102	1	79	0.77	13	84	97	0.95	19	3
8 Holder, Allison	101	4	250	2.48	1	54	55	0.54	9	8
10Moffett, Katy	93	20	251	2.70	2	33	35	0.38	7	2
11Hoskins, Kollin	57	0	15	0.26	5	34	39	0.68	15	1
2 Zener, Ashley	83	1	49	0.59	4	58	62	0.75	8	3
1 Mihm, Jessica	108	0	270	2.50	3	50	53	0.49	8	64
4 Niederstadt, Jacky	78	20	132	1.69	4	14	18	0.23	3	3
14Karasek, Beth	102	49	294	2.88	13	29	42	0.41	10	1
5 Peterson, Kristen	108	33	473	4.38	0	0	0	0.00	1	3
TEAM		15								
SMU.....	108	144	1839	17.03	47	363	228.5	2.12	81	89
Opponents.....	108	162	1889	17.49	49	445	271.5	2.51	85	81

2002 CONFERENCE INDIVIDUAL STATISTICS
CONFERENCE: 6-7 HOME: 4-3 AWAY: 2-4 NEUTRAL: 0-0

##Name	GP	MP-MS	K	K/Game	E	TA	Pct	A	A/Game	SA	SA/Gm	SE
9 Lasiter, Leslie	51	13-13	188	3.69	60	440	.291	13	0.25	16	0.31	18
11Hoskins, Kollin	29	11-0	64	2.21	30	138	.246	0	0.00	3	0.10	17
8 Holder, Allison	47	13-13	123	2.62	45	322	.242	36	0.77	23	0.49	24
1 Mihm, Jessica	51	13-13	52	1.02	18	156	.218	643	12.61	11	0.22	18
10Moffett, Katy	45	13-11	117	2.60	55	384	.161	11	0.24	6	0.13	10
2 Zener, Ashley	37	13-13	48	1.30	28	135	.148	0	0.00	5	0.14	10
6 Bennett, Stephanie	10	5-0	13	1.30	7	41	.146	4	0.40	1	0.10	3
4 Niederstadt, Jacky	35	13-2	77	2.20	45	233	.137	4	0.11	5	0.14	4
14Karasek, Beth	50	13-13	115	2.30	70	352	.128	12	0.24	13	0.26	20
5 Peterson, Kristen	51	13-0	2	0.04	2	17	.000	12	0.24	0	0.00	0
SMU.....	51	13-13	799	15.67	360	2218	.198	735	14.41	83	1.63	124
Opponents.....	51	13-13	727	14.25	282	2047	.217	682	13.37	62	1.22	100

##Name	G	RE	DIG	Dig/G	BS	BA	TotalB	B/Game	BE	BHE
9 Lasiter, Leslie	51	0	41	0.80	10	48	58	1.14	12	2
11Hoskins, Kollin	29	0	8	0.28	2	14	16	0.55	9	1
8 Holder, Allison	47	2	110	2.34	1	19	20	0.43	4	3
1 Mihm, Jessica	51	0	141	2.76	1	27	28	0.55	6	31
10Moffett, Katy	45	7	131	2.91	1	15	16	0.36	5	0
2 Zener, Ashley	37	0	15	0.41	0	16	16	0.43	3	0
6 Bennett, Stephanie	10	1	18	1.80	0	3	3	0.30	0	1
4 Niederstadt, Jacky	35	10	66	1.89	1	6	7	0.20	2	3
14Karasek, Beth	50	20	141	2.82	4	12	16	0.32	5	0
5 Peterson, Kristen	51	16	235	4.61	0	0	0	0.00	0	1
TEAM	6									
SMU.....	51	62	906	17.76	20	160	100.0	1.96	46	42
Opponents.....	51	83	924	18.12	14	236	132.0	2.59	41	23

2003 TEAM RECORD
Overall 23-7
Conference 11-2
Home 11-1
Away 7-4
Neutral 5-2
3 games 9-3
4 games 10-2
5 games 4-2

2003
Head Coach - Lisa Seifert
23-7 Overall
(11-2 Western Athletic Conference)
Eastern Division Champions

2003 MATCH RESULTS

Date	Opponent		Score		Score-by-game	Attend
8/29/03	vs Tennessee Tech	W	3-1		30-17,31-33,30-27,30-25	
8/30/03	vs Kentucky		2-3	L	26-30,19-30,30-20,30-22,13-15	75
8 /30/03	at Wake Forest		1-3	L	20-30,30-22,21-30,25-30	149
9/5/03	vs Texas-San Antonio	W	3-2		28-30,30-25,31-29,24-30,19-17	230
9/6/03	vs Saint Mary's	W	3-1		30-22,16-30,30-23,34-32	97
9/6/03	at CP		2-3	L	28-30,27-30,30-22,31-29,14-16	386
9/12/03	Stephen F. Austin	W	3-1		28-30,30-20,30-17,30-18	235
9/13/03	Tenn-Chattanooga	W	3-0		30-26,30-17,30-18	168
9/13/03	Arizona State		0-3	L	21-30,23-30,18-30	232
9/19/03	Xavier	W	3-0		30-23,34-32,30-16	105
9/20/03	vs Maryland	W	3-2		30-24,32-30,20-30,23-30,15-10	114
9/20/03	at Loyola	W	3-1		23-30,30-28,33-31,30-21	273
* 9/25/03	at UTEP	W	3-0		30-22,30-20,30-28	450
* 9/26/03	at Boise State	W	3-0		30-26,30-21,30-18	421
10/1/03	North Texas	W	3-0		30-14,30-23,30-21	198
* 10/4/03	Louisiana Tech	W	3-0		30-23,30-25,30-16	164
* 10/9/03	Tulsa	W	3-1		30-19,25-30,30-21,30-21	215
* 10/11/03	Rice	W	3-2		25-30,25-30,30-26,30-26,15-11	315
* 10/15/03	at San Jose State	W	3-1		28-30,30-18,30-22,30-21	275
* 10/18/03	at Hawaii		0-3	L	25-30,19-30,18-30	8436
* 10/23/03	Nevada	W	3-1		31-29,18-30,30-17,30-25	340
* 10/25/03	Fresno State	W	3-2		28-30,28-30,30-24,30-23,17-15	523
* 10/30/03	at Rice		0-3	L	29-31,22-30,22-30	372
* 11/1/03	at Tulsa	W	3-1		31-29,30-21,22-30,30-24	210
11/5/03	at Sam Houston State	W	3-1		30-20,30-26,24-30,30-22	174
* 11/8/03	at Louisiana Tech	W	3-0		30-24,30-26,30-13	507
11/12/03	Baylor	W	3-1		30-27,30-18,28-30,30-26	1016
* 11/15/03	UTEP	W	3-0		30-13,30-22,30-22	359
11/21/03	vs Louisiana Tech	W	3-0		30-26,30-24,30-27	
11/22/03	vs San Jose State		1-3	L	23-30,30-24,25-30,16-30	

2003 OVERALL INDIVIDUAL STATISTICS
OVERALL RECORD: 23-7 CONFERENCE: 11-2 HOME: 11-1 NEUTRAL: 5-2

##Name	GP	MP-MS	K	K/Game	E	TA	Pct	A	A/Game	SA	SA/Gm	SE
1 Mihm, Jessica	114	30-30	99	0.87	38	304	.201	1444	12.67	7	0.06	37
2 Zener, Ashley	114	30-30	228	2.00	75	514	.298	4	0.04	19	0.17	30
3 Erazmus, Jackie	114	30-2	3	0.03	3	29	.000	97	0.85	35	0.31	51
4 Niederstadt, Jacky	100	27-27	372	3.72	156	1107	.195	10	0.10	13	0.13	14
6 Bennett, Stephanie	7	6-0	2	0.29	2	10	.000	2	0.29	0	0.00	0
7 Larkan, Kelly	114	30-30	330	2.89	102	775	.294	18	0.16	39	0.34	33
8 Holder, Allison	113	30-28	293	2.59	85	742	.280	43	0.38	0	0.00	0
9 Salcer, Whitney	21	9-0	0	0.00	0	0	.000	1	0.05	0	0.00	0
10Moffett, Katy	33	12-4	45	1.36	31	162	.086	1	0.03	4	0.12	6
14Karasek, Beth	114	30-30	449	3.94	195	1316	.193	17	0.15	29	0.25	34
15Evanco, Jennette	92	26-0	3	0.03	2	11	.091	13	0.14	0	0.00	0
SMU MUSTANGS.....	114	30-30	1824	16.00	689	4970	.228	1650	14.47	146	1.28	205
Opponents.....	114	30-30	1640	14.39	777	5022	.172	1515	13.29	143	1.25	227

##Name	G	RE	DIG	Dig/G	BS	BA	TotalB	B/Game	BE	BHE
11Mihm, Jessica	114	0	359	3.15	7	52	59	0.52	6	56
2 Zener, Ashley	114	0	88	0.77	28	107	135	1.18	21	1
3 Erazmus, Jackie	114	3	323	2.83	0	0	0	0.00	0	9
4 Niederstadt, Jacky	100	39	346	3.46	9	32	41	0.41	5	3
6 Bennett, Stephanie	7	0	1	0.14	1	0	1	0.14	1	0
7 Larkan, Kelly	114	28	246	2.16	12	83	95	0.83	18	0
8 Holder, Allison	113	3	50	0.44	6	60	66	0.58	12	25
9 Salcer, Whitney	21	3	23	1.10	0	0	0	0.00	0	0
10Moffett, Katy	33	5	76	2.30	3	3	6	0.18	1	0
14Karasek, Beth	114	29	468	4.11	10	49	59	0.52	4	2
15Evanco, Jennette	92	21	215	2.34	0	0	0	0.00	0	2
TEAM		12								
SMU MUSTANGS.....	114	143	2195	19.25	76	386	269.0	2.36	68	98
Opponents.....	114	146	2110	18.51	43	346	216.0	1.89	82	85

2003 CONFERENCE INDIVIDUAL STATISTICS
CONFERENCE: 11-2 HOME: 6-0 AWAY: 5-2

##Name	GP	MP-MS	K	K/Game	E	TA	Pct	A	A/Game	SA	SA/Gm	SE
1 Mihm, Jessica	47	13-13	34	0.72	13	108	.194	652	13.87	2	0.04	12
2 Zener, Ashley	47	13-13	101	2.15	34	240	.279	0	0.00	5	0.11	9
3 Erazmus, Jackie	47	13-0	2	0.04	0	10	.200	17	0.36	9	0.19	21
4 Niederstadt, Jacky	44	12-12	178	4.05	65	508	.222	5	0.11	6	0.14	7
7 Larkan, Kelly	47	13-13	131	2.79	47	322	.261	9	0.19	13	0.28	10
8 Holder, Allison	47	13-13	139	2.96	39	323	.310	18	0.38	0	0.00	0
9 Salcer, Whitney	1	1-0	0	0.00	0	0	.000	0	0.00	0	0.00	0
10Moffett, Katy	16	6-2	14	0.88	10	47	.085	0	0.00	0	0.00	2
14Karasek, Beth	47	13-13	186	3.96	91	575	.165	3	0.06	12	0.26	13
15Evanco, Jennette	40	12-0	2	0.05	1	7	.143	2	0.05	0	0.00	0
SMU MUSTANGS.....	47	13-13	787	16.74	300	2140	.228	706	15.02	47	1.00	74
Opponents.....	47	13-13	644	13.70	330	2122	.148	599	12.74	57	1.21	72

##Name	G	RE	DIG	Dig/G	BS	BA	TotalB	B/Game	BE	BHE
1 Mihm, Jessica	47	0	176	3.74	2	29	31	0.66	1	20
2 Zener, Ashley	47	0	46	0.98	12	56	68	1.45	9	0
3 Erazmus, Jackie	47	1	127	2.70	0	0	0	0.00	0	3
4 Niederstadt, Jacky	44	24	161	3.66	5	17	22	0.50	4	3
7 Larkan, Kelly	47	6	110	2.34	7	43	50	1.06	5	0
8 Holder, Allison	47	2	21	0.45	1	30	31	0.66	5	13
9 Salcer, Whitney	1	0	0	0.00	0	0	0	0.00	0	0
10Moffett, Katy	16	1	36	2.25	0	1	1	0.06	1	0
14Karasek, Beth	47	13	205	4.36	5	24	29	0.62	4	0
15Evanco, Jennette	40	8	82	2.05	0	0	0	0.00	0	1
TEAM	2									
SMU MUSTANGS.....	47	57	964	20.51	32	200	132.0	2.81	29	40
Opponents.....	47	47	910	19.36	19	166	102.0	2.17	39	35

2004 TEAM RECORD
Overall 14-14
Conference 5-8
Home 6-8
Away 5-4
Neutral 3-2
3 games 8-9
4 games 4-4
5 games 2-1

2004
Head Coach - Lisa Seifert
14-14 Overall
(5-8 Western Athletic Conference)

2004 MATCH RESULTS

	Date	Opponent		Score		Score-by-game	Attend
#	9/3/04	Texas		0-3	L	19-30,28-30,17-30	523
#	9/4/04	Northern Arizona	W	3-0		30-22,30-26,30-28	
#	9/4/04	Cal Poly	W	3-0		30-26,30-28,30-22	351
	9/10/04	vs Cornell	W	3-1		30-19,30-21,28-30,30-25	50
	9/10/04	vs UNLV	W	3-0		30-25,30-25,30-24	50
	9/11/04	at Cal State Northridge		2-3	L	27-30,36-38,31-29,33-31,11-15	105
	9/17/04	Wisconsin-Milwaukee	W	3-1		30-21,27-30,30-15,30-26	
	9/17/04	Miami-Florida		0-3	L	20-30,28-30,29-31	
	9/18/04	LSU		1-3	L	27-30,22-30,32-30,17-30	
*	9/23/04	UTEP	W	3-0		30-21,30-18,30-12	386
*	9/25/04	Boise State		1-3	L	25-30,24-30,30-25,21-30	376
	9/28/04	at Stephen F. Austin	W	3-0		30-20,30-23,30-26	154
*	10/2/04	at Louisiana Tech	W	3-1		30-27,30-28,22-30,30-26	432
*	10/7/04	at Tulsa	W	3-2		22-30,26-30,30-26,30-23,15-13	142
*	10/9/04	at Rice		0-3	L	24-30,23-30,21-30	527
*	10/14/04	San Jose		0-3	L	26-30,22-30,16-30	272
*	10/16/04	Hawaii		1-3	L	30-27,27-30,20-30,27-30	1440
*	10/21/04	at Nevada		0-3	L	28-30,21-30,27-30	365
*	10/23/04	at Fresno State		0-3	L	28-30,18-30,18-30	665
*	10/28/04	Rice		0-3	L	20-30,25-30,34-36	212
*	10/30/04	Tulsa		1-3	L	27-30,30-26,24-30,28-30	318
	11/3/04	Sam Houston State	W	3-0		30-22,30-22,32-30	259
*	11/6/04	Louisiana Tech	W	3-0		30-24,30-20,30-19	318
	11/10/04	at North Texas	W	3-0		30-19,30-24,30-25	201
*	11/13/04	at UTEP	W	3-2		27-30,28-30,30-27,30-27,15-12	207
	11/19/04	vs Hawaii		0-3	L	15-30,27-30,20-30	
	11/26/04	vs Fairfield	W	3-1		30-22,30-23,22-30,30-18	117
	11/27/04	vs Arkansas		0-3	L	24-30,14-30,31-33	213

2004 OVERALL INDIVIDUAL STATISTICS

OVERALL RECORD: 14-14 CONFERENCE: 5-8 HOME: 6-8 AWAY: 5-4 NEUTRAL: 3-2

##Name	GP	MP-MS	K	K/Game	E	TA	Pct	A	A/Game	SA	SA/Gm	SE
9 Salcer, Whitney	27	10-1	1	0.04	0	2	.500	0	0.00	5	0.19	4
11Mormon, Meredith	16	7-2	1	0.06	0	3	.333	0	0.00	3	0.19	7
7 Larkan, Kelly	69	20-17	168	2.43	52	431	.269	11	0.16	14	0.20	13
2 Zener, Ashley	93	27-27	219	2.35	92	512	.248	11	0.12	10	0.11	15
14Karasek, Beth	98	28-27	453	4.62	152	1229	.245	23	0.23	30	0.31	25
8 Rainbird, Caitlin	33	13-2	84	2.55	37	241	.195	4	0.12	0	0.00	1
1 Mihm, Jessica	84	25-24	58	0.69	26	168	.190	1096	13.05	30	0.36	41
12Giubilato, Rachel	60	22-11	127	2.12	67	343	.175	33	0.55	7	0.12	10
4 Niederstadt, Jacky	87	27-22	256	2.94	131	836	.150	12	0.14	12	0.14	11
5 Cornelius, Kara	56	18-14	51	0.91	29	154	.143	1	0.02	0	0.00	0
6 Bennett, Stephanie	58	20-16	115	1.98	80	307	.114	27	0.47	4	0.07	4
3 Erazmus, Jackie	98	28-5	8	0.08	5	35	.086	175	1.79	31	0.32	47
15Evanco, Jennette	51	15-0	0	0.00	0	2	.000	10	0.20	4	0.08	18
SMU MUSTANGS.....	98	28-28	1541	15.72	671	4263	.204	1403	14.32	150	1.53	196
Opponents.....	98	28-28	1518	15.49	631	4251	.209	1393	14.21	134	1.37	190

##Name	G	RE	DIG	Dig/G	BS	BA	TotalB	B/Game	BE	BHE	POINTS	Pts/Gm
9 Salcer, Whitney	27	0	8	0.30	0	0	0	0.00	0	0	6.0	0.22
11Mormon, Meredith	16	2	38	2.38	0	0	0	0.00	0	1	4.0	0.25
7 Larkan, Kelly	69	29	162	2.35	3	30	33	0.48	7	0	200.0	2.90
2 Zener, Ashley	93	0	48	0.52	14	77	91	0.98	13	2	281.5	3.03
14Karasek, Beth	98	27	397	4.05	8	31	39	0.40	8	0	506.5	5.17
8 Rainbird, Caitlin	33	3	23	0.70	0	15	15	0.45	4	0	91.5	2.77
1 Mihm, Jessica	84	0	248	2.95	4	23	27	0.32	15	38	103.5	1.23
12Giubilato, Rachel	60	9	132	2.20	4	35	39	0.65	6	4	155.5	2.59
4 Niederstadt, Jacky	87	34	263	3.02	6	23	29	0.33	2	3	285.5	3.28
5 Cornelius, Kara	56	0	10	0.18	8	50	58	1.04	7	2	84.0	1.50
6 Bennett, Stephanie	58	0	37	0.64	4	30	34	0.59	5	6	138.0	2.38
3 Erazmus, Jackie	98	12	285	2.91	0	6	6	0.06	1	5	42.0	0.43
15Evanco, Jennette	51	10	164	3.22	0	1	1	0.02	0	1	4.5	0.09
TEAM		7										
SMU MUSTANGS.....	98	133	1815	18.52	51	321	211.5	2.16	68	62	1902.5	19.41
Opponents.....	98	150	1803	18.40	42	435	259.5	2.65	79	54	1911.5	19.51

2004 CONFERENCE INDIVIDUAL STATISTICS

CONFERENCE: 5-8 HOME: 2-5 AWAY: 3-3 NEUTRAL: 0-0

##Name	GP	MP-MS	K	K/Game	E	TA	Pct	A	A/Game	SA	SA/Gm	SE
11Mormon, Meredith	7	3-2	1	0.14	0	1	1.000	0	0.00	1	0.14	3
9 Salcer, Whitney	15	6-0	1	0.07	0	2	.500	0	0.00	2	0.13	2
3 Erazmus, Jackie	47	13-1	3	0.06	0	8	.375	74	1.57	18	0.38	22
7 Larkan, Kelly	26	7-7	58	2.23	15	159	.270	8	0.31	2	0.08	4
2 Zener, Ashley	47	13-13	132	2.81	55	296	.260	7	0.15	6	0.13	10
14Karasek, Beth	47	13-13	250	5.32	82	648	.259	7	0.15	13	0.28	12
8 Rainbird, Caitlin	17	7-1	38	2.24	15	98	.235	2	0.12	0	0.00	1
4 Niederstadt, Jacky	37	12-7	89	2.41	42	326	.144	3	0.08	2	0.05	6
1 Mihm, Jessica	42	12-12	25	0.60	14	79	.139	539	12.83	14	0.33	26
5 Cornelius, Kara	36	11-9	30	0.83	19	95	.116	1	0.03	0	0.00	0
12Giubilato, Rachel	38	11-7	72	1.89	47	223	.112	20	0.53	7	0.18	6
15Evanco, Jennette	20	6-0	0	0.00	0	1	.000	4	0.20	1	0.05	4
6 Bennett, Stephanie	18	8-6	29	1.61	30	98	-.010	8	0.44	0	0.00	0
SMU MUSTANGS.....	47	13-13	728	15.49	319	2034	.201	673	14.32	66	1.40	96
Opponents.....	47	13-13	736	15.66	281	2049	.222	673	14.32	71	1.51	81

##Name	G	RE	DIG	Dig/G	BS	BA	TotalB	B/Game	BE	BHE	POINTS	Pts/Gm
11Mormon, Meredith	7	1	21	3.00	0	0	0	0.00	0	0	2.0	0.29
9 Salcer, Whitney	15	0	5	0.33	0	0	0	0.00	0	0	3.0	0.20
3 Erazmus, Jackie	47	10	149	3.17	0	0	0	0.00	0	3	21.0	0.45
7 Larkan, Kelly	26	15	58	2.23	0	10	10	0.38	0	0	65.0	2.50
2 Zener, Ashley	47	0	27	0.57	11	27	38	0.81	7	2	162.5	3.46
14Karasek, Beth	47	11	202	4.30	3	11	14	0.30	3	0	271.5	5.78
8 Rainbird, Caitlin	17	1	9	0.53	0	3	3	0.18	1	0	39.5	2.32
4 Niederstadt, Jacky	37	17	98	2.65	3	12	15	0.41	1	3	100.0	2.70
1 Mihm, Jessica	42	0	122	2.90	1	8	9	0.21	9	24	44.0	1.05
5 Cornelius, Kara	36	0	9	0.25	6	29	35	0.97	5	2	50.5	1.40
12Giubilato, Rachel	38	6	101	2.66	3	21	24	0.63	4	3	92.5	2.43
15Evanco, Jennette	20	2	85	4.25	0	1	1	0.05	0	1	1.5	0.08
6 Bennett, Stephanie	18	0	9	0.50	2	8	10	0.56	2	2	35.0	1.94
TEAM	7											
SMU MUSTANGS.....	47	70	895	19.04	29	130	94.0	2.00	32	40	888.0	18.89
Opponents.....	47	66	877	18.66	23	188	117.0	2.49	33	33	924.0	19.66

2005 TEAM RECORD
Overall 13-16
Conference 8-7
Home 9-3
Away 2-8
Neutral 2-5
3 games 6-9
4 games 4-4
5 games 3-3

2005
Head Coach - Lisa Seifert
13-16 Overall
(8-7 Conference USA)

2005 MATCH RESULTS

Date	Opponent		Score		Score-by-game	Attend
8/27/05	vs Wright State	W	3-0		30-28,30-21,30-13	72
8/26/05	at Ball State		0-3	L	22-30,18-30,26-30	832
8/31/05	UNT	W	3-0		30-18,30-26,30-28	338
9/02/05	STONY BROOK	W	3-0		30-22,30-21,30-24	214
9/02/05	ORAL ROBERTS	W	3-1		30-27,30-14,18-30,30-20	279
9/03/05	TEXAS TECH		0-3	L	16-30,26-30,17-30	428
9/09/05	vs Cornell		0-3	L	23-30,22-30,30-32	107
9/09/05	at Duke		2-3	L	25-30,24-30,30-23,30-27,8-15	398
9/10/05	vs Charlotte		1-3	L	27-30,30-24,27-30,24-30	98
* 9/13/05	TULSA	W	3-2		30-24,26-30,30-23,26-30,15-12	219
9/16/05	vs LMU		2-3	L	24-30,30-26,30-22,19-30,11-15	
9/17/05	at Cal State Fullerton		1-3	L	30-22,21-30,26-30,28-30	
9/17/05	vs UC Riverside		0-3	L	25-30,20-30,22-30	
* 10/01/05	at Tulsa		1-3	L	20-30,30-27,26-30,24-30	198
* 10/04/05	UCF	W	3-1		19-30,32-30,30-27,30-23	196
* 10/7/05	at Houston		0-3	L	27-30,20-30,29-31	228
* 10/08/05	at Rice		2-3	L	27-30,26-30,30-27,30-28,10-15	519
* 10/14/05	TULANE	W	3-0		30-28,30-26,30-27	380
* 10/16/05	UTEP	W	3-1		30-24,24-30,30-19,30-26	262
* 10/21/05	UAB	W	3-2		30-23,25-30,30-27,25-30,15-10	213
* 10/23/05	MEMPHIS	W	3-0		30-24,30-19,30-19	275
* 10/28/05	at East Carolina	W	3-2		21-30,17-30,31-29,30-23,15-9	507
* 10/30/05	at Marshall		0-3	L	25-30,24-30,15-30	331
* 11/04/05	RICE		0-3	L	24-30,26-30,23-30	453
* 11/06/05	HOUSTON		0-3	L	18-30,27-30,19-30	1030
* 11/11/05	at UTEP		0-3	L	28-30,29-31,19-30	501
* 11/13/05	at Tulane	W	3-0		30-28,30-27,30-26	194
11/17/05	vs #10 UAB	W	3-1		27-30,30-28,30-26,30-21	347
11/18/05	vs #2 Houston		1-3	L	19-30,30-17,25-30,13-30	419

2005 OVERALL INDIVIDUAL STATISTICS

OVERALL RECORD: 13-16 CONFERENCE: 8-7 HOME: 9-3 AWAY: 2-8 NEUTRAL: 2-5

##Name	GP	MP-MS	K	K/Game	E	TA	Pct	A	A/Game	SA	SA/Gm	SE
10Peters, Natalie	107	29-29	328	3.07	122	750	.275	9	0.08	14	0.13	31
5 Cornelius, Kara	27	15-4	28	1.04	12	68	.235	2	0.07	0	0.00	0
2 Zener, Ashley	82	28-23	157	1.91	64	403	.231	11	0.13	0	0.00	1
13Hill, Madison	62	20-14	28	0.45	9	107	.178	658	10.61	4	0.06	25
12Giubilato, Rachel	107	29-29	396	3.70	205	1169	.163	24	0.22	38	0.36	41
6 Bennett, Stephanie	49	14-8	47	0.96	22	157	.159	17	0.35	0	0.00	0
7 Larkan, Kelly	92	26-24	214	2.33	97	751	.156	40	0.43	26	0.28	27
8 Rainbird, Caitlin	85	23-23	257	3.02	140	865	.135	16	0.19	19	0.22	29
3 Reyes, Jenny	52	16-5	1	0.02	0	9	.111	14	0.27	17	0.33	7
4 Kons, Stefanie	59	20-15	36	0.61	21	146	.103	575	9.75	8	0.14	16
9 Salcer, Whitney	44	17-0	0	0.00	0	5	.000	1	0.02	3	0.07	2
15Evanco, Jennette	107	29-0	5	0.05	5	67	.000	23	0.21	26	0.24	30
16Dove, Lauren	3	2-0	1	0.33	2	10	-.100	0	0.00	0	0.00	1
SMU MUSTANGS.....	107	29-29	1498	14.00	699	4507	.177	1390	12.99	155	1.45	211
Opponents.....	107	29-29	1631	15.24	699	4572	.204	1500	14.02	186	1.74	246

##Name	G	RE	DIG	Dig/G	BS	BA	TotalB	B/Game	BE	BHE	POINTS	Pts/Gm
10Peters, Natalie	107	1	54	0.50	34	117	151	1.41	21	3	434.5	4.06
5 Cornelius, Kara	27	0	5	0.19	4	6	10	0.37	0	0	35.0	1.30
2 Zener, Ashley	82	2	23	0.28	7	58	65	0.79	9	1	193.0	2.35
13Hill, Madison	62	0	150	2.42	2	21	23	0.37	2	7	44.5	0.72
12Giubilato, Rachel	107	39	422	3.94	11	48	59	0.55	9	3	469.0	4.38
6 Bennett, Stephanie	49	2	25	0.51	7	37	44	0.90	5	1	72.5	1.48
7 Larkan, Kelly	92	38	218	2.37	3	42	45	0.49	7	4	264.0	2.87
8 Rainbird, Caitlin	85	36	299	3.52	7	29	36	0.42	7	1	297.5	3.50
3 Reyes, Jenny	52	8	105	2.02	0	0	0	0.00	0	0	18.0	0.35
4 Kons, Stefanie	59	0	112	1.90	2	21	23	0.39	7	10	56.5	0.96
9 Salcer, Whitney	44	0	28	0.64	0	0	0	0.00	0	1	3.0	0.07
15Evanco, Jennette	107	46	523	4.89	0	0	0	0.00	0	2	31.0	0.29
16Dove, Lauren	3	1	2	0.67	0	0	0	0.00	0	0	1.0	0.33
TEAM		13										
SMU MUSTANGS.....	107	186	1966	18.37	77	379	266.5	2.49	67	33	1919.5	17.94
Opponents.....	107	155	1991	18.61	57	359	236.5	2.21	67	53	2053.5	19.19

2005 CONFERENCE INDIVIDUAL STATISTICS

CONFERENCE: 8-7 HOME: 6-2 AWAY: 2-5 NEUTRAL: 0-0

##Name	GP	MP-MS	K	K/Game	E	TA	Pct	A	A/Game	SA	SA/Gm	SE
2 Zener, Ashley	38	14-10	80	2.11	27	189	.280	4	0.11	0	0.00	0
5 Cornelius, Kara	16	8-3	17	1.06	6	40	.275	0	0.00	0	0.00	0
10Peters, Natalie	56	15-15	180	3.21	67	412	.274	3	0.05	7	0.12	15
6 Bennett, Stephanie	40	11-7	42	1.05	16	125	.208	17	0.43	0	0.00	0
12Giubilato, Rachel	56	15-15	206	3.68	94	596	.188	10	0.18	13	0.23	17
8 Rainbird, Caitlin	43	11-11	137	3.19	58	450	.176	8	0.19	7	0.16	17
7 Larkan, Kelly	42	12-10	102	2.43	45	360	.158	14	0.33	8	0.19	11
3 Reyes, Jenny	38	11-4	1	0.03	0	8	.125	10	0.26	16	0.42	2
4 Kons, Stefanie	46	14-13	28	0.61	15	113	.115	488	10.61	6	0.13	15
15Evanco, Jennette	56	15-0	3	0.05	2	38	.026	12	0.21	14	0.25	18
16Dove, Lauren	1	1-0	1	1.00	1	7	.000	0	0.00	0	0.00	1
13Hill, Madison	18	6-2	3	0.17	3	17	.000	175	9.72	1	0.06	6
9 Salcer, Whitney	21	8-0	0	0.00	0	1	.000	0	0.00	1	0.05	2
SMU MUSTANGS...	56	15-15	800	14.29	334	2356	.198	741	13.23	73	1.30	104
Opponents.....	56	15-15	895	15.98	370	2424	.217	835	14.91	93	1.66	130

##Name	G	RE	DIG	Dig/G	BS	BA	TotalB	B/Game	BE	BHE	POINTS	Pts/Gm
2 Zener, Ashley	38	1	11	0.29	2	20	22	0.58	4	1	92.0	2.42
5 Cornelius, Kara	16	0	0	0.00	1	3	4	0.25	0	0	19.5	1.22
10Peters, Natalie	56	0	28	0.50	24	69	93	1.66	7	0	245.5	4.38
6 Bennett, Stephanie	40	1	18	0.45	6	27	33	0.82	4	0	61.5	1.54
12Giubilato, Rachel	56	21	220	3.93	7	20	27	0.48	4	0	236.0	4.21
8 Rainbird, Caitlin	43	21	135	3.14	6	15	21	0.49	2	0	157.5	3.66
7 Larkan, Kelly	42	16	98	2.33	1	20	21	0.50	2	1	121.0	2.88
3 Reyes, Jenny	38	7	80	2.11	0	0	0	0.00	0	0	17.0	0.45
4 Kons, Stefanie	46	0	88	1.91	1	17	18	0.39	5	8	43.5	0.95
15Evanco, Jennette	56	20	270	4.82	0	0	0	0.00	0	1	17.0	0.30
9 Salcer, Whitney	21	0	14	0.67	0	0	0	0.00	0	1	1.0	0.05
16Dove, Lauren	1	0	2	2.00	0	0	0	0.00	0	0	1.0	1.00
13Hill, Madison	18	0	35	1.94	1	6	7	0.39	1	2	8.0	0.44
TEAM	6											
SMU MUSTANGS....	56	93	999	17.84	49	197	147.5	2.63	29	14	1020.5	18.22
Opponents.....	56	73	1060	18.93	40	160	120.0	2.14	45	15	1108.0	19.79

2006 TEAM RECORD
Overall 17-15
Conference 7-9
Home 9-6
Away 4-7
Neutral 4-2
3 games 7-9
4 games 2-4
5 games 8-2

2006
Head Coach - Lisa Seifert
17-15 Overall
(7-9 Conference USA)

2006 MATCH RESULTS

Date	Opponent		Score		Score-by-game	Attend
8/25/06	PVAMU	W	3-0		30-17,30-16,30-17	317
8/26/06	ULM	W	3-0		30-16,30-16,30-22	352
8/26/06	Auburn	W	3-2		27-30,30-28,30-25,19-30,15-12	353
8/29/06	at UTSA		0-3	L	21-30,21-30,21-30	585
9/1/06	UTA	W	3-1		30-18,30-26,17-30,30-21	337
9/2/06	Grambling St.	W	3-0		30-15,30-19,30-23	278
9/2/06	Toledo	W	3-2		17-30,22-30,30-27,30-28,15-13	423
9/8/06	vs Nevada	W	3-2		30-26,23-30,30-19,15-30,16-14	203
9/9/06	at Loyola Marymnt.		0-3	L	18-30,20-30,26-30	378
9/9/06	vs UCI		2-3	L	30-28,30-20,20-30,24-30,6-15	189
* 9/12/06	Tulsa		0-3	L	25-30,23-30,21-30	137
9/15/06	vs Mercer	W	3-0		30-12,30-17,30-18	107
9/16/06	vs Chattanooga	W	3-0		30-21,30-21,30-26	89
9/16/06	at Indiana		0-3	L	26-30,24-30,24-30	422
* 9/22/06	at UCF	W	3-2		25-30,30-22,30-22,16-30,15-11	293
* 9/24/06	Southern Miss		0-3	L	30-32,23-30,26-30	237
* 9/29/06	ECU		1-3	L	24-30,31-29,27-30,17-30	192
* 10/1/06	Marshall		0-3	L	31-33,26-30,28-30	184
10/3/06	SFA		2-3	L	24-30,30-24,31-33,34-32,11-15	367
* 10/6/06	at Tulane		0-3	L	14-30,26-30,21-30	246
* 10/8/06	at UTEP	W	3-2		17-30,30-25,20-30,34-32,15-10	313
* 10/13/06	at UAB	W	3-0		30-21,30-20,31-29	179
* 10/15/06	at Memphis		1-3	L	20-30,18-30,30-24,26-30	208
* 10/20/06	UTEP	W	3-1		24-30,30-24,30-19,30-21	137
* 10/22/06	Tulane		1-3	L	21-30,27-30,30-18,27-30	177
* 10/27/06	at Rice		1-3	L	25-30,27-30,30-27,27-30	397
* 10/29/06	at Houston	W	3-2		30-26,30-27,31-33,22-30,15-13	376
* 11/4/06	at Tulsa		0-3	L	24-30,25-30,26-30	214
* 11/10/06	Houston	W	3-0		30-24,30-23,31-29	839
* 11/12/06	Rice	W	3-2		30-27,30-26,27-30,26-30,15-13	263
11/16/06	vs Southern Miss	W	3-2		27-30,30-28,26-30,32-30,15-11	NA
11/17/06	vs Tulsa		0-3	L	21-30,16-30,15-30	1:21

* Conference USA match

2006 OVERALL INDIVIDUAL STATISTICS

Overall record: 17-15 Conf: 7-9 Home: 9-6 Away: 4-7 Neutral: 4-2

##Name	SP	MP-MS	K	K/Set	E	TA	Pct	A	A/Set	SA	SA/Set	SE
7 Kahanek, Kendra	122	32-32	281	2.30	79	620	.326	10	0.08	0	0.00	5
10Peters, Natalie	103	27-26	299	2.90	122	706	.251	11	0.11	22	0.21	44
12Giubilato, Rachel	122	32-32	568	4.66	215	1455	.243	31	0.25	37	0.30	59
3 Reyes, Jenny	90	28-1	2	0.02	0	10	.200	9	0.10	16	0.18	11
8 Rainbird, Caitlin	122	32-32	427	3.50	198	1278	.179	25	0.20	28	0.23	33
4 Kons, Stefanie	91	29-24	54	0.59	24	190	.158	1016	11.16	25	0.27	21
5 Cornelius, Kara	85	28-16	77	0.91	43	257	.132	15	0.18	0	0.00	0
13Hill, Madison	94	28-11	16	0.17	6	83	.120	484	5.15	9	0.10	20
2 Zielasko, Adrienne	69	25-18	51	0.74	43	186	.043	13	0.19	1	0.01	0
6 Ouellette, Dominique	15	8-0	0	0.00	0	0	.000	2	0.13	1	0.07	3
15Evanco, Jennette	10	3-0	1	0.10	1	11	.000	3	0.30	5	0.50	4
14Davis, Candice	118	32-0	7	0.06	9	52	-.038	18	0.15	27	0.23	31
SMU.....	122	32-32	1783	14.61	741	4849	.215	1637	13.42	171	1.40	231
Opponents.....	122	32-32	1797	14.73	744	4936	.213	1656	13.57	237	1.94	243

##Name	S	RE	DIG	Dig/S	BS	BA	Total	Blk/S	BE	BHE	POINTS	Pts/Set	
7 Kahanek, Kendra	122	1	33	0.27	16	106	122	1.00	10	2	350.0	2.87	
10Peters, Natalie	103	2	59	0.57	19	102	121	1.17	7	1	391.0	3.80	
12Giubilato, Rachel	122	38	445	3.65	9	61	70	0.57	6	1	644.5	5.28	
3 Reyes, Jenny	90	9	126	1.40	0	1	1	0.01	0	5	18.5	0.21	
8 Rainbird, Caitlin	122	79	388	3.18	4	52	56	0.46	7	3	485.0	3.98	
4 Kons, Stefanie	91	1	178	1.96	2	30	32	0.35	7	19	96.0	1.05	
5 Cornelius, Kara	85	1	14	0.16	9	54	63	0.74	5	8	113.0	1.33	
13Hill, Madison	94	4	205	2.18	1	23	24	0.26	3	8	37.5	0.40	
2 Zielasko, Adrienne	69	0	20	0.29	2	35	37	0.54	4	3	71.5	1.04	
6 Ouellette, Dominique	15	1	5	0.33	0	0	0	0.00	0	0	1.0	0.07	
15Evanco, Jennette	10	5	29	2.90	0	0	0	0.00	0	0	6.0	0.60	
14Davis, Candice	118	56	524	4.44	1	2	3	0.03	0	1	36.0	0.31	
TEAM	39												
SMU.....	122	236	2026	16.61	63	466	296.0	2.43	49	51	2250.0	18.44	
Opponents.....	122	170	2054	16.84	53	360	233.0	1.91	39	60	2267.0	18.58	

2006 CONFERENCE INDIVIDUAL STATISTICS

OVERALL RECORD: 7-9 CONF: 7-9 HOME: 3-5 AWAY: 4-4 NEUTRAL: 0-0

##Name	GP	MP-MS	K	K/Game	E	TA	Pct	A	A/Game	SA	SA/Gm	SE
7 Kahanek, Kendra	61	16-16	66	2.72	46	355	.338	6	0.10	0	0.00	2
3 Reyes, Jenny	39	12-0	1	0.03	0	4	.250	2	0.05	7	0.18	4
10Peters, Natalie	48	13-12	130	2.71	53	323	.238	3	0.06	7	0.15	23
12Giubilato, Rachel	61	16-16	286	4.69	114	767	.224	18	0.30	20	0.33	29
8 Rainbird, Caitlin	61	16-16	214	3.51	102	664	.169	10	0.16	12	0.20	13
5 Cornelius, Kara	47	13-11	42	0.89	25	155	.110	5	0.11	0	0.00	0
13Hill, Madison	61	16-7	10	0.16	4	56	.107	294	4.82	4	0.07	9
4 Kons, Stefanie	42	14-11	22	0.52	17	90	.056	462	11.00	11	0.26	10
14Davis, Candice	61	16-0	5	0.08	5	34	.000	7	0.11	14	0.23	13
6 Ouellette, Dominique	6	2-0	0	0.00	0	0	.000	1	0.17	0	0.00	3
2 Zielasko, Adrienne	30	10-7	13	0.43	17	80	-.050	9	0.30	1	0.03	0
SMU.....	61	16-16	889	14.57	384	2529	.200	817	13.39	76	1.25	106
Opponents.....	61	16-16	980	16.07	394	2588	.226	908	14.89	111	1.82	123

##Name	G	RE	DIG	Dig/G	BS	BA	Total	B/Game	BE	BHE	POINTS	Pts/Gm
7 Kahanek, Kendra	61	1	19	0.31	8	58	66	1.08	7	1	203.0	3.33
3 Reyes, Jenny	39	1	43	1.10	0	1	1	0.03	0	1	8.5	0.22
10Peters, Natalie	48	1	22	0.46	11	60	71	1.48	4	0	178.0	3.71
12Giubilato, Rachel	61	18	229	3.75	6	35	41	0.67	4	0	329.5	5.40
8 Rainbird, Caitlin	61	41	186	3.05	2	33	35	0.57	2	3	244.5	4.01
5 Cornelius, Kara	47	1	5	0.11	6	36	42	0.89	4	5	66.0	1.40
13Hill, Madison	61	4	135	2.21	1	15	16	0.26	2	5	22.5	0.37
4 Kons, Stefanie	42	0	85	2.02	1	10	11	0.26	4	8	39.0	0.93
14Davis, Candice	61	25	303	4.97	1	2	3	0.05	0	0	21.0	0.34
6 Ouellette, Dominique	6	0	5	0.83	0	0	0	0.00	0	0	0.0	0.00
2 Zielasko, Adrienne	30	0	9	0.30	2	19	21	0.70	2	1	25.5	0.85
TEAM	19											
SMU.....	61	111	1041	17.07	38	269	172.5	2.83	29	24	1137.5	18.65
Opponents.....	61	76	1109	18.18	30	182	121.0	1.98	19	32	1212.0	19.87

2007 TEAM RECORD
Overall 16-15
Conference 6-10
Home 8-8
Away 5-6
Neutral 3-1
3 games 7-8
4 games 4-4
5 games 5-3

2007
Head Coach - Lisa Seifert
16-15 Overall
(6-10 Conference USA)

2007 MATCH RESULTS

Date	Opponent		Score	Score-by-game	Attend
8/24/07	Western Carolina	W	3-0	30-24,30-17,30-26	147
8/25/07	McNeese State	W	3-0	30-21,30-25,30-28	127
8/25/07	Eastern Illinois	W	3-2	31-23,25-30,30-20,30-23,15-8	72
8/31/07	Lamar	W	3-0	30-24,30-21,30-25	200
9/1/07	vs. Villanova	W	3-0	30-24,32-30,30-18	150
9/1/07	at Texas Tech	W	3-1	30-26,22-30,32-30,30-26	570
9/4/07	at SFA	L	2-3	31-33,30-23,24-30,30-28,12-15	307
9/7/07	Ole Miss	L	0-3	26-30,22-30,25-30	325
9/8/07	Baylor	L	1-3	19-30,18-30,30-27,27-30	
9/8/07	Prairie View A&M	W	3-0	30-13,30-17,30-17	
9/11/07	UTSA	W	3-0	30-20,30-22,30-20	99
9/14/07	vs. Syracuse	W	3-2	30-21,17-30,30-19,28-30,15-11	
9/15/07	vs. Holy Cross	W	3-0	30-16,30-22,30-27	
9/15/07	at New Hamphire	L	0-3	26-30,24-30,26-30	411
* 9/21/07	Marshall	L	1-3	30-32,21-30,30-23,28-30	217
* 9/23/07	at East Carolina	L	2-3	30-27,26-30,30-22,18-30,12-15	212
* 9/28/07	at UTEP	W	3-1	30-28,24-30,30-25,31-29	593
* 9/30/07	at Tulane	L	0-3	25-30,18-30,29-31	314
* 10/5/07	Rice	W	3-2	20-30,30-28,21-30,30-27,15-10	232
* 10/7/07	Houston	L	0-3	22-30,23-30,26-30	204
* 10/12/07	at Southern Miss	W	3-1	32-30,30-16,25-30,30-19	150
* 10/14/07	at UCF	W	3-1	27-30,30-19,30-27,33-31	213
* 10/19/07	at Tulsa	L	1-3	20-30,28-30,30-23,27-30	152
* 10/21/07	Tulsa	L	2-3	30-20,30-26,19-30,27-30,7-15	193
* 10/26/07	Tulane	L	0-3	23-30,24-30,23-30	167
* 10/28/07	UTEP	W	3-2	30-24,29-31,30-28,24-30,15-7	131
* 11/2/07	Memphis	L	1-3	23-30,30-25,22-30,27-30	110
* 11/4/07	UAB	L	0-3	21-30,29-31,19-30	107
* 11/9/07	at Houston	W	3-2	23-30,30-24,30-27,28-30,17-15	579
* 11/10/07	at Rice	L	0-3	23-30,22-30,28-30	315
11/15/07	vs.East Carolina	L	0-3	28-30,23-30,27-30	207

* Conference USA match

2007 OVERALL INDIVIDUAL STATISTICS

OVERALL RECORD: 16-15 CONF: 6-10 HOME:8-8 AWAY: 5-6 NEUTRAL:

##Name	GP	MP-MS	K	K/Game	E	TA	Pct	A	A/Game	SA	SA/Gm	SE
11Bergquist, Carly	102	28-4	6	0.06	0	15	.400	12	0.12	20	0.20	15
10Peters, Natalie	112	30-29	361	3.22	130	888	.260	16	0.14	26	0.23	54
1 Adair, Caitlin	48	19-11	76	1.58	27	209	.234	3	0.06	4	0.08	1
12Giubilato, Rachel	46	13-13	219	4.76	98	526	.230	13	0.28	13	0.28	10
4 Kons, Stefanie	102	30-26	75	0.74	26	239	.205	1058	10.37	19	0.19	20
15Wilkerson, Kathryn	115	31-30	378	3.29	147	1165	.198	47	0.41	35	0.30	32
7 Kahanek, Kendra	89	27-25	151	1.70	72	426	.185	9	0.10	1	0.01	4
2 Zielasko, Adrienne	14	9-1	19	1.36	12	44	.159	2	0.14	0	0.00	1
13Hill, Madison	51	18-5	13	0.25	6	45	.156	303	5.94	6	0.12	7
9 Bukolt, Kenzie	37	17-5	37	1.00	21	117	.137	7	0.19	1	0.03	0
8 Rainbird, Caitlin	113	31-30	333	2.95	192	1033	.136	36	0.32	21	0.19	27
14Davis, Candice	113	30-1	16	0.14	7	72	.125	24	0.21	23	0.20	39
5 Cornelius, Kara	64	23-7	51	0.80	31	167	.120	7	0.11	1	0.02	0
16Ellinor, Becca	6	4-0	3	0.50	3	15	.000	0	0.00	0	0.00	0
SMU.....	117	31-31	1738	14.85	772	4961	.195	1537	13.14	170	1.45	210
Opponents.....	117	31-31	1751	14.97	784	5135	.188	1615	13.80	177	1.51	241

##Name	G	RE	DIG	Dig/G	BS	BA	Total	B/Game	BE	BHE	POINTS	Pts/Gm
11Bergquist, Carly	102	12	193	1.89	0	0	0	0.00	0	0	26.0	0.25
10Peters, Natalie	112	0	49	0.44	12	98	110	0.98	5	0	448.0	4.00
1 Adair, Caitlin	48	2	16	0.33	10	21	31	0.65	1	1	100.5	2.09
12Giubilato, Rachel	46	18	156	3.39	7	18	25	0.54	2	0	248.0	5.39
4 Kons, Stefanie	102	5	233	2.28	1	38	39	0.38	2	12	114.0	1.12
15Wilkerson, Kathryn	115	30	404	3.51	8	28	36	0.31	2	0	435.0	3.78
7 Kahanek, Kendra	89	2	35	0.39	15	94	109	1.22	4	2	214.0	2.40
2 Zielasko, Adrienne	14	0	4	0.29	0	6	6	0.43	0	0	22.0	1.57
13Hill, Madison	51	1	112	2.20	1	11	12	0.24	1	5	25.5	0.50
9 Bukolt, Kenzie	37	2	19	0.51	0	21	21	0.57	0	2	48.5	1.31
8 Rainbird, Caitlin	113	37	383	3.39	8	60	68	0.60	1	2	392.0	3.47
14Davis, Candice	113	39	611	5.41	0	1	1	0.01	0	0	39.5	0.35
5 Cornelius, Kara	64	0	12	0.19	8	43	51	0.80	4	1	81.5	1.27
16 Ellinor, Becca	6	0	0	0.00	0	1	1	0.17	0	0	3.5	0.58
TEAM		28										
SMU.....	117	176	2227	19.03	70	440	290.0	2.48	22	25	2198.0	18.79
Opponents.....	117	171	2127	18.18	67	400	267.0	2.28	24	29	2195.0	18.76

2007 CONFERENCE INDIVIDUAL STATISTICS

OVERALL RECORD: 7-9 CONF: 7-9 HOME: 3-5 AWAY: 4-4 NEUTRAL: 0-0

##Name	GP	MP-MS	K	K/Game	E	TA	Pct	A	A/Game	SA	SA/Gm	SE
11Bergquist, Carly	63	16-2	3	0.05	0	8	.375	9	0.14	13	0.21	11
13Hill, Madison	37	11-4	8	0.22	1	26	.269	200	5.41	5	0.14	4
4 Kons, Stefanie	52	15-12	40	0.77	14	116	.224	504	9.69	7	0.13	9
10Peters, Natalie	64	16-15	197	3.08	81	518	.224	6	0.09	12	0.19	29
1 Adair, Caitlin	33	11-8	52	1.58	22	152	.197	3	0.09	3	0.09	0
15Wilkerson, Kathryn	64	16-16	222	3.47	85	726	.189	28	0.44	18	0.28	14
7 Kahanek, Kendra	40	12-11	64	1.60	34	187	.160	4	0.10	0	0.00	0
2 Zielasko, Adrienne	11	6-1	14	1.27	9	32	.156	1	0.09	0	0.00	0
8 Rainbird, Caitlin	64	16-16	236	3.69	136	718	.139	16	0.25	7	0.11	16
14Davis, Candice	60	15-0	6	0.10	1	36	.139	15	0.25	15	0.25	15
5 Cornelius, Kara	43	14-6	33	0.77	19	113	.124	6	0.14	0	0.00	0
9 Bukolt, Kenzie	29	12-5	28	0.97	18	97	.103	7	0.24	0	0.00	0
16Ellinor, Becca	3	2-0	1	0.33	1	5	.000	0	0.00	0	0.00	0
SMU.....	64	16-16	904	14.12	421	2734	.177	799	12.48	80	1.25	98
Opponents.....	64	16-16	1017	15.89	429	2872	.205	933	14.58	107	1.67	143

##Name	G	RE	DIG	Dig/G	BS	BA	Total	B/Game	BE	BHE	POINTS	Pts/Gm
7 Kahanek, Kendra	61	1	19	0.31	8	58	66	1.08	7	1	203.0	3.33
11Bergquist, Carly	63	11	121	1.92	0	0	0	0.00	0	0	16.0	0.25
13Hill, Madison	37	0	93	2.51	0	9	9	0.24	0	1	17.5	0.47
4 Kons, Stefanie	52	4	118	2.27	0	15	15	0.29	0	8	54.5	1.05
10Peters, Natalie	64	0	30	0.47	7	62	69	1.08	3	0	247.0	3.86
1 Adair, Caitlin	33	2	12	0.36	7	18	25	0.76	1	1	71.0	2.15
15Wilkerson, Kathryn	64	15	210	3.28	4	19	23	0.36	1	0	253.5	3.96
7 Kahanek, Kendra	40	0	12	0.30	8	43	51	1.27	1	2	93.5	2.34
2 Zielasko, Adrienne	11	0	3	0.27	0	3	3	0.27	0	0	15.5	1.41
8 Rainbird, Caitlin	64	29	242	3.78	4	27	31	0.48	1	0	260.5	4.07
14Davis, Candice	60	23	359	5.98	0	0	0	0.00	0	0	21.0	0.35
5 Cornelius, Kara	43	0	5	0.12	4	33	37	0.86	3	1	53.5	1.24
9 Bukolt, Kenzie	29	2	15	0.52	0	16	16	0.55	0	2	36.0	1.24
16Ellinor, Becca	3	0	0	0.00	0	0	0	0.00	0	0	1.0	0.33
TEAM	20											
SMU.....	64	106	1220	19.06	34	245	156.5	2.45	10	15	1140.5	17.82
Opponents.....	64	81	1221	19.08	47	229	161.5	2.52	13	17	1285.5	20.09

2008 TEAM RECORD
Overall 14-17
Conference 6-10
Home 6-5
Away 3-10
Neutral 5-2
3 sets 6-7
4 sets 5-8
5 sets 3-2

2008
Head Coach - Lisa Seifert
14-17 Overall
(6-10 Conference USA)

2008 MATCH RESULTS

Date	Opponent	Score		Score-by-game	Attend
08/29/08	at Baylor	L	0-3	17-25,18-25,16-25	699
08/30/08	vs Lamar	W	3-1	28-26,18-25,25-19,25-19	97
08/30/08	vs Prairie View A&M	W	3-0	25-11,25-13,25-19	57
09/03/08	UT-ARLINGTON	W	3-0	25-18,25-21,25-22	167
09/05/08	MONTANA	W	3-0	25-16,25-22,29-27	194
09/05/08	NEW ORLEANS	L	1-3	22-25,25-20,19-25,21-25	194
09/06/08	STEPHEN F. AUSTIN	L	2-3	25-16,25-20,18-25,21-25,13-15	
09/12/08	vs GT	W	3-2	25-21,27-25,15-25,20-25,15-12	
09/12/08	vs Eastern Illinois	W	3-0	25-9,25-12,25-21	68
09/13/08	at Ole Miss	L	1-3	25-17,13-25,20-25,23-25	189
09/16/08	*TULSA	L	1-3	15-25,26-24,20-25,23-25	83
09/19/08	vs Georgia State	W	3-1	25-13,25-22,25-27,25-17	488
09/20/08	vs Nevada-Las Vegas	L	0-3	21-25,23-25,18-25	
09/20/08	at Denver	L	1-3	25-18,20-25,24-26,20-25	608
09/26/08	*UCF	W	3-2	23-25,20-25,25-15,25-22,15-5	156
09/28/08	*SOUTHERN MISS	W	3-1	30-28,25-18,17-25,25-20	149
10/03/08	*at Rice	L	0-3	22-25,15-25,19-25	248
10/04/08	*at Houston	L	1-3	19-25,25-22,11-25,20-25	326
10/07/08	at North Texas	W	3-0	26-24,25-22,27-25	422
10/10/08	*UTEP	W	3-2	22-25,25-21,25-22,22-25,15-12	166
10/12/08	*TULANE	L	0-3	16-25,18-25,14-25	
10/17/08	*at Memphis	L	1-3	25-22,22-25,14-25,18-25	236
10/19/08	*at UAB	L	0-3	17-25,22-25,16-25	301
10/24/08	*at MARSHALL	W	3-0	25-16,25-20,25-17	462
10/26/08	*at East Carolina Univ.	L	2-3	25-13,22-25,25-16,23-25,13-15	146
10/31/08	*HOUSTON	W	3-1	25-22,23-25,25-18,25-21	
11/02/08	*RICE	L	1-3	18-25,20-25,25-23,20-25	
11/07/08	*at TULANE	L	0-3	13-25,18-25,13-25	522
11/09/08	*at UTEP	L	0-3	19-25,19-25,18-25	523
11/16/08	*at Tulsa	W	3-1	19-25,25-22,25-14,25-17	510
11/20/08	^vs UCF	L	1-3	19-25,25-14,23-25,24-26	

* Conference USA match
^ Conference USA Tournament

2008 OVERALL INDIVIDUAL STATISTICS
OVERALL RECORD: 14-17 CONF: 6-10 HOME:6-5 AWAY: 3-10 NEUTRAL: 5-2

##Name	GP	MP-MS	K	K/Game	E	TA	Pct	A	A/Game	SA	SA/Gm	SE
4 KONS, Stefanie	103	28-7	69	0.67	12	162	.352	488	4.74	0	0.00	1
7 KAHANEK, Kendra	114	31-31	223	1.96	80	566	.253	10	0.09	0	0.00	2
10 PETERS, Natalie	115	31-31	265	2.30	111	708	.218	13	0.11	19	0.17	61
5 WILKERSON, Kathryn	116	31-31	356	3.07	125	1137	.203	29	0.25	21	0.18	23
8 ADAIR, Caitlin	10	9-0	8	0.80	4	21	.190	0	0.00	0	0.00	0
3 OLIVER, Jessica	111	31-24	172	1.55	78	533	.176	26	0.23	0	0.00	0
6 POWELL, Dana	115	31-30	308	2.68	152	937	.166	13	0.11	12	0.10	6
12 BECERRA, Kelli	114	31-24	11	0.10	9	32	.062	661	5.80	24	0.21	39
16 ELLINOR, Becca	8	4-0	9	1.12	7	35	.057	0	0.00	0	0.00	0
11 BERGQUIST, Carly	115	31-8	3	0.03	2	21	.048	36	0.31	14	0.12	21
9 BUKOLT, Kenzie	7	5-0	5	0.71	5	18	.000	1	0.14	0	0.00	0
1 STEWART, Sidney	116	31-0	3	0.03	8	70	-.071	37	0.32	13	0.11	37
2 ZIELASKO, Adrienne	10	5-0	1	0.10	4	12	-.250	1	0.10	0	0.0	0
SMU	116	31-31	1433	12.35	598	4253	.196	1315	11.34	103	0.89	192
Opponents.....	116	31-31	1544	13.31	659	4295	.206	1448	12.48	120	1.03	214

##Name	G	RE	DIG	Dig/G	BS	BA	TotalB	B/Game	BE	BHE	POINTS	Pts/Gm
4 KONS, Stefanie	103	0	40	0.39	4	35	39	0.38	0	6	90.5	0.88
7 KAHANEK, Kendra	114	1	23	0.20	14	136	150	1.32	5	3	305.0	2.68
10 PETERS, Natalie	115	2	52	0.45	23	79	102	0.89	4	2	346.5	3.01
5 WILKERSON, Kathryn	116	27	369	3.18	3	37	40	0.34	5	1	398.5	3.44
8 ADAIR, Caitlin	10	1	2	0.20	0	1	1	0.10	0	0	8.5	0.85
3 OLIVER, Jessica	111	0	27	0.24	8	73	81	0.73	9	5	216.5	1.95
6 POWELL, Dana	115	28	342	2.97	6	56	62	0.54	4	0	354.0	3.08
12 BECERRA, Kelli	114	0	247	2.17	1	6	7	0.06	1	3	39.0	0.34
16 ELLINOR, Becca	8	0	3	0.38	0	2	2	0.25	0	0	10.0	1.25
11 BERGQUIST, Carly	115	20	210	1.83	0	0	0	0.00	0	0	17.0	0.15
9 BUKOLT, Kenzie	7	0	2	0.29	0	1	1	0.14	0	1	5.5	0.79
1 STEWART, Sidney	116	18	451	3.89	0	0	0	0.00	0	3	16.0	0.14
2 ZIELASKO, Adrienne	10	0	2	0.20	0	4	4	0.40	0	0	3.0	0.30
TEAM		23										
SMU	116	120	1770	15.26	59	430	274.0	2.36	28	24	1810.0	15.60
Opponents.....	116	103	1946	16.78	67	295	214.5	1.85	19	32	1878.5	16.19

2008 CONFERENCE INDIVIDUAL STATISTICS
OVERALL RECORD: 6-10 CONF: 6-10 HOME: 4-3 AWAY: 2-7 NEUTRAL: 0-0

##Name	GP	MP-MS	K	K/Game	E	TA	Pct	A	A/Game	SA	SA/Gm	SE
4 KONS, Stefanie	49	13-5	36	0.73	6	85	.353	250	5.10	0	0.00	1
7 KAHANEK, Kendra	60	16-16	123	2.05	47	325	.234	6	0.10	0	0.00	1
10PETERS, Natalie	61	16-16	141	2.31	59	381	.215	7	0.11	8	0.13	30
5 WILKERSON, Kathryn	61	16-16	177	2.90	62	562	.205	14	0.23	5	0.08	6
3 OLIVER, Jessica	57	16-11	83	1.46	40	256	.168	7	0.12	0	0.00	0
9 BUKOLT, Kenzie	6	4-0	5	0.83	3	14	.143	0	0.00	0	0.00	0
6 POWELL, Dana	60	16-15	151	2.52	87	507	.126	6	0.10	5	0.08	3
12BECERRA, Kelli	59	16-11	7	0.12	5	20	.100	350	5.93	13	0.22	17
16ELLINOR, Becca	5	3-0	6	1.20	4	25	.080	0	0.00	0	0.00	0
11BERGQUIST, Carly	60	16-6	2	0.03	2	12	.000	20	0.33	5	0.08	9
8 ADAIR, Caitlin	4	4-0	0	0.00	0	3	.000	0	0.00	0	0.00	0
1 STEWART, Sidney	61	16-0	2	0.03	5	41	-.073	18	0.30	4	0.07	18
2 ZIELASKO, Adrienne	6	3-0	1	0.17	3	9	-.222	0	0.00	0	0.00	0
SMU MUSTANGS.....	61	16-16	734	12.03	324	2241	.183	678	11.11	40	0.66	85
Opponents.....	61	16-16	851	13.95	344	2297	.221	815	13.36	65	1.07	107

##Name	G	RE	DIG	Dig/G	BS	BA	TotalB	B/Game	BE	BHE	POINTS	Pts/Gm
4 KONS, Stefanie	49	0	23	0.47	4	16	20	0.41	0	0	48.0	0.98
7 KAHANEK, Kendra	60	1	13	0.22	9	74	83	1.38	0	1	169.0	2.82
10PETERS, Natalie	61	0	26	0.43	15	43	58	0.95	4	1	185.5	3.04
5 WILKERSON, Kathryn	61	13	202	3.31	2	22	24	0.39	4	0	195.0	3.20
3 OLIVER, Jessica	57	0	13	0.23	4	37	41	0.72	1	1	105.5	1.85
9 BUKOLT, Kenzie	6	0	2	0.33	0	1	1	0.17	0	1	5.5	0.92
6 POWELL, Dana	60	12	152	2.53	5	30	35	0.58	2	0	176.0	2.93
12BECERRA, Kelli	59	0	113	1.92	0	6	6	0.10	1	1	23.0	0.39
16ELLINOR, Becca	5	0	2	0.40	0	1	1	0.20	0	0	6.5	1.30
11BERGQUIST, Carly	60	9	115	1.92	0	0	0	0.00	0	0	7.0	0.12
8 ADAIR, Caitlin	4	1	1	0.25	0	0	0	0.00	0	0	0.0	0.00
1 STEWART, Sidney	61	10	245	4.02	0	0	0	0.00	0	2	6.0	0.10
2 ZIELASKO, Adrienne	6	0	2	0.33	0	2	2	0.33	0	0	2.0	0.33
TEAM	19											
SMU MUSTANGS.....	61	65	909	14.90	39	232	155.0	2.54	12	7	929.0	15.23
Opponents.....	61	40	1042	17.08	39	157	117.5	1.93	7	9	1033.5	16.94

2009 TEAM RECORD
Overall 19-12
Conference 9-7
Home 12-2
Away 3-6
Neutral 4-4
3 sets 8-3
4 sets 7-5
5 sets 4-4

2009
Head Coach - Lisa Seifert
19-12 Overall
(9-7 Conference USA)

2009 MATCH RESULTS

Date	Opponent	Score		Score-by-game	Attend
8/28/09	vs Northern Colorado	L	2-3	25-23, 25-21, 23-25,16-25, 15-17	248
8/28/09	vs New Mexico St.	L	2-3	15-25, 25-22, 22-25, 25-17, 14-16	256
8/29/09	vs UT-San Antonio	W	3-1	17-25, 25-11, 25-10, 25-14	163
9/2/09	NORTH TEXAS	W	3-1	22-25, 25-22, 25-17, 25-11	262
9/4/09	vs Jacksonville State	W	3-0	25-18, 25-22, 25-20	52
9/4/09	at Alabama	L	0-3	17-25, 20-25, 22-25	630
9/5/09	vs McNeese State	L	2-3	22-25, 25-14, 25-15, 24-26, 14-16	95
9/8/09	TCU	W	3-2	21-25, 25-23, 25-17, 21-25, 15-13	295
9/11/09	at Montana	W	3-2	23-25, 22-25, 25-18, 26-24, 15-10	147
9/11/09	vs Arizona State	W	3-2	25-21, 19-25, 26-24, 21-25, 15-11	50
9/12/09	vs North Dakota	W	3-0	25-21, 27-25, 25-21	50
9/18/09	TEXAS STATE	W	3-1	20-25, 25-13, 32-30, 25-22	82
9/19/09	WILLIAM & MARY	W	3-1	15-25, 25-19, 25-23, 25-22	124
9/25/09	*at UTEP	L	0-3	22-25, 23-25, 16-25	1051
9/27/09	*Tulane	L	2-3	25-23, 21-25, 19-25, 25-21, 12-15	192
10/2/09	*ECU	W	3-0	27-25, 25-14, 25-18	147
10/3/09	*MARSHALL	W	3-1	25-23, 19-25, 25-15, 25-20	170
10/9/09	*at Houston	W	3-0	25-23, 25-20, 25-21	
10/10/09	*at Rice	L	1-3	22-25, 23-25, 33-31, 18-25	873
10/16/09	*UAB	W	3-0	25-23, 25-22, 25-14	152
10/17/09	*MEMPHIS	W	3-0	25-20, 25-17, 25-18	124
10/23/09	*RICE	W	3-2	25-23, 21-25, 19-25, 25-22, 15-7	164
10/24/09	*HOUSTON	W	3-0	25-20, 25-19, 25-19	
10/30/09	*TULANE	L	1-3	25-18, 20-25, 20-25, 24-26	168
11/1/09	*UTEP	W	3-0	25-19, 25-18, 25-19	
11/6/09	*at Southern Miss	L	1-3	25-17, 19-25, 11-25, 12-25	304
11/8/09	*at UCF	W	3-1	23-25, 25-12, 25-20, 25-16	322
11/12/09	*at Tulsa	L	0-3	20-25, 23-25, 15-25	703
11/14/09	*TULSA	L	1-3	25-27, 22-25, 25-16, 21-25	228
11/20/09	^vs Tulane	L	1-3	23-25, 27-25, 15-25, 18-15	194

* Conference USA match
^ Conference USA Tournament

2009 OVERALL INDIVIDUAL STATISTICS
OVERALL RECORD: 19-12 CONF: 9-7 HOME:12-2 AWAY: 3-6 NEUTRAL: 4-4

##Name	GP	MP-MS	K	K/Game	E	TA	Pct	A	A/Game	SA	SA/Gm	SE
6 POWELL, Dana	117	30-30	440	3.76	173	1174	.227	10	0.09	12	0.10	11
5 WILKERSON, Kathryn	121	31-31	333	2.75	138	1205	.162	28	0.23	36	0.30	25
7 KAHENEK, Kendra	121	31-31	303	2.50	90	784	.272	12	0.10	16	0.13	21
15MANNING, Courtney	108	31-27	183	1.69	75	433	.249	6	0.06	0	0.00	0
3 OLIVER, Jessica	109	30-28	183	1.68	102	595	.136	5	0.05	0	0.00	0
8 ADAIR, Caitlin	23	10-4	20	0.87	12	66	.121	0	0.00	0	0.00	0
9 BUKOLT, Kenzie	25	11-3	16	0.64	19	76	-.039	3	0.12	0	0.00	0
12BECERRA, Kelli	121	31-31	45	0.37	14	129	.240	1258	10.40	21	0.17	28
2 ZIELASKO, Adrienne	6	5-0	1	0.17	1	3	.000	0	0.00	0	0.00	0
1 STEWART, Sidney	121	31-0	8	0.07	6	82	.024	49	0.40	16	0.13	27
11BERGQUIST, Carly	121	31-0	3	0.02	5	26	-.077	35	0.29	32	0.26	25
10LEWIS, Susan	46	18-1	0	0.00	0	2	.000	0	0.00	5	0.11	2
SMU	121	31-31	1535	12.69	635	4575	.197	1406	11.62	138	1.14	139
Opponents.....	121	31-31	1609	13.30	759	4755	.179	1507	12.45	123	1.02	213

##Name	G	RE	DIG	Dig/G	BS	BA	TotalB	B/Game	BE	BHE	POINTS	Pts/Gm
6 POWELL, Dana	117	19	382	3.26	6	50	56	0.48	2	1	483.0	4.13
5 WILKERSON, Kathryn	121	29	363	3.00	7	42	49	0.40	4	0	397.0	3.28
7 KAHANEK, Kendra	121	0	62	0.51	18	131	149	1.23	13	0	402.5	3.33
15MANNING, Courtney	108	0	18	0.17	15	113	128	1.19	3	0	254.5	2.36
3 OLIVER, Jessica	109	1	34	0.31	3	106	109	1.00	5	1	239.0	2.19
8 ADAIR, Caitlin	23	0	1	0.04	3	13	16	0.70	6	0	29.5	1.28
9 BUKOLT, Kenzie	25	1	3	0.12	1	11	12	0.48	0	0	22.5	0.90
12BECERRA, Kelli	121	2	329	2.72	3	53	56	0.46	4	8	95.5	0.79
2 ZIELASKO, Adrienne	6	0	2	0.33	0	1	1	0.17	0	0	1.5	0.25
1 STEWART, Sidney	121	20	564	4.66	1	1	2	0.02	0	1	25.5	0.21
11BERGQUIST, Carly	121	18	284	2.35	0	0	0	0.00	0	2	35.0	0.29
10LEWIS, Susan	46	0	14	0.30	0	0	0	0.00	0	0	5.0	0.11
TEAM	33											
SMU	121	123	2056	16.99	57	521	317.5	2.62	37	13	1990.5	16.45
Opponents.....	121	137	2132	17.62	55	337	223.5	1.85	39	20	1955.5	16.16

2009 CONFERENCE INDIVIDUAL STATISTICS
OVERALL RECORD: 9-7 HOME: 7-2 AWAY: 2-5 NEUTRAL: 0-0

##Name	GP	MP-MS	K	K/Game	E	TA	Pct	A	A/Game	SA	SA/Gm	SE
6 POWELL, Dana	58	16-16	204	3.52	87	578	.202	4	0.07	9	0.16	7
7 KAHANEK, Kendra	58	16-16	154	2.66	43	399	.278	5	0.09	7	0.12	5
5 WILKERSON, Kathryn	58	16-16	163	2.81	69	622	.151	11	0.19	16	0.28	10
15MANNING, Courtney	58	16-16	109	1.88	38	255	.278	1	0.02	0	0.00	0
3 OLIVER, Jessica	50	15-13	70	1.40	54	276	.058	0	0.00	0	0.00	0
12BECERRA, Kelli	58	16-16	27	0.47	4	70	.329	611	10.53	9	0.16	10
11BERGQUIST, Carly	58	16-0	1	0.02	1	15	.000	20	0.34	12	0.21	12
9 BUKOLT, Kenzie	12	5-3	10	0.83	11	53	-.019	0	0.00	0	0.00	0
1 STEWART, Sidney	58	16-0	0	0.00	0	49	.000	29	0.50	6	0.10	8
10LEWIS, Susan	28	11-0	0	0.00	0	2	.000	0	0.00	4	0.14	0
2 ZIELASKO, Adrienne	5	4-0	1	0.20	1	3	.000	0	0.00	0	0.00	0
9 ADAIR, Caitlin	3	3-0	0	0.00	2	4	-.500	0	0.00	0	0.00	0
SMU MUSTANGS.....	58	16-16	739	12.74	310	2326	.184	681	11.74	63	1.09	52
Opponents.....	58	16-16	799	13.78	364	2461	.177	742	12.79	56	0.97	103

##Name	G	RE	DIG	Dig/G	BS	BA	TotalB	B/Game	BE	BHE	POINTS	Pts/Gm
6 POWELL, Dana	58	11	205	3.53	2	36	38	0.66	2	1	233.0	4.02
7 KAHANEK, Kendra	58	0	39	0.67	10	75	85	1.47	6	0	208.5	3.59
5 WILKERSON, Kathryn	58	12	183	3.16	2	20	22	0.38	3	0	191.0	3.29
15MANNING, Courtney	58	0	15	0.26	7	71	78	1.34	3	0	151.5	2.61
3 OLIVER, Jessica	50	1	14	0.28	1	59	60	1.20	2	0	100.5	2.01
12BECERRA, Kelli	58	0	182	3.14	1	30	31	0.53	2	6	52.0	0.90
11BERGQUIST, Carly	58	7	154	2.66	0	0	0	0.00	0	1	13.0	0.22
9 BUKOLT, Kenzie	12	0	2	0.17	0	5	5	0.42	0	0	12.5	1.04
1 STEWART, Sidney	58	9	302	5.21	0	0	0	0.00	0	0	6.0	0.10
10LEWIS, Susan	28	0	5	0.18	0	0	0	0.00	0	0	4.0	0.14
2 ZIELASKO, Adrienne	5	0	2	0.40	0	1	1	0.20	0	0	1.5	0.30
8 ADAIR, Caitlin	3	0	0	0.00	0	2	2	0.67	0	0	1.0	0.33
TEAM	16											
SMU MUSTANGS.....	58	56	1103	19.02	23	299	172.5	2.97	18	8	974.5	16.80
Opponents.....	58	63	1147	19.78	28	173	114.5	1.97	20	11	969.5	16.72

2010 TEAM RECORD
Overall 25-6
Conference 17-3
Home 11-2
Away 10-4
Neutral 4-0
3 games 8-1
4 games 9-4
5 games 8-1

2010
Head Coach - Lisa Seifert
25-6 Overall
(17-3 Conference USA)

2010 MATCH RESULTS

DATE	OPPONENT	W/L	SCORE	SCORE-BY-SET	ATTEND
Aug 27, 2010	vs Butler	W	3-1	25-16,18-25,25-18,25-10	903
Aug 28, 2010	at Baylor	W	3-2	15-25,25-23,23-25,25-22,15-6	912
Aug 28, 2010	vs S. F. Austin	W	3-0	25-21,25-19,25-20	923
Sep 03, 2010	TTU	W	3-0	25-15,25-20,25-17	295
Sep 03, 2010	TXST	W	3-1	25-23,25-23,18-25,25-20	295
Sep 04, 2010	UCDAVIS	L	1-3	14-25,26-24,21-25,22-25	146
Sep 10, 2010	vs UC San. Barbara	W	3-1	25-20,25-21,20-25,25-20	1991
Sep 10, 2010	at New Mexico	L	1-3	25-23,11-25,20-25,17-25	1991
Sep 11, 2010	vs Sacramento St.	W	3-1	23-25,25-20,25-22,25-23	1832
Sep 14, 2010	at Wichita State	L	0-3	15-25,18-25,19-25	2203
Sep 21, 2010	at TCU	W	3-1	18-25,25-23,25-17,25-22	1345
*Sep 24, 2010	at UAB	W	3-0	25-15,25-17,25-20	252
*Sep 25, 2010	at UAB	W	3-0	25-18,25-16,25-14	247
*Oct 01, 2010	at TUL	W	3-2	22-25,25-19,22-25,25-18,15-8	336
*Oct 03, 2010	USM	W	3-2	27-25,23-25,21-25,25-22,15-10	228
*Oct 06, 2010	TLS	L	2-3	27-25,24-26,15-25,25-23,9-15	428
*Oct 09, 2010	MEM	W	3-0	29-27,25-15,25-16	275
*Oct 10, 2010	MEM	W	3-1	25-19,19-25,25-16,25-12	122
*Oct 15, 2010	at East Carolina	W	3-0	25-18,25-16,25-11	267
*Oct 17, 2010	at MARSHALL	W	3-2	25-23,25-15,24-26,23-25,15-11	373
*Oct 22, 2010	at Rice Owls	W	3-1	25-23,19-25,25-21,25-16	657
*Oct 23, 2010	at Houston	L	1-3	24-26,21-25,25-21,26-28	422
*Oct 29, 2010	UCF	W	3-2	25-21,19-25,20-25,25-21,15-10	162
*Oct 31, 2010	UTEP	W	3-0	25-22,25-15,25-23	109
*Nov 05, 2010	MARSHALL	W	3-1	19-25,25-22,27-25,25-21	143
*Nov 07, 2010	EAST CAROLINA	W	3-0	25-16,25-21,25-16	125
*Nov 12, 2010	at UTEP	W	3-2	22-25,23-25,25-20,25-21,15-12	352
*Nov 14, 2010	at UCF	W	3-1	25-16,29-31,25-21,25-14	327
*Nov 19, 2010	HOUSTON	W	3-2	25-19,21-25,22-25,25-8,15-8	152
*Nov 21, 2010	RICE OWLS	W	3-2	21-25,25-17,21-25,25-20,20-18	257
*Nov 27, 2010	at #23 TLS	L	1-3	14-25,19-25,25-20,14-25	334

*Conference USA Match

2010 OVERALL INDIVIDUAL STATISTICS
Overall record: 25-6 Conf: 17-3 Home: 11-2 Away: 10-4 Neutral: 4-0

##Name	SP	MP-MS	K	K/Set	E	TA	Pct	A	A/Set	SA	SA/Set	SE
6 POWELL, Dana	124	31-31	416	3.35	173	1249	.195	18	0.15	10	0.08	18
5 WILKERSON, Kathryn	124	31-31	378	3.05	117	1192	.219	21	0.17	23	0.19	39
7 OLIVER, Jessica	124	31-26	324	2.61	101	956	.233	4	0.03	3	0.02	7
15MANNING, Courtney	121	31-31	263	2.17	98	610	.270	6	0.05	0	0.00	0
8 ADAIR, Caitlin	124	31-31	178	1.44	51	489	.260	6	0.05	1	0.01	1
12BECERRA, Kelli	124	31-31	45	0.36	24	143	.147	1325	10.69	25	0.20	25
1 STEWART, Sidney	124	31-0	5	0.04	6	48	-.021	76	0.61	9	0.07	42
2 NEASON, Sandra	79	21-0	0	0.00	0	1	.000	2	0.03	12	0.15	19
11JANETTE, Meghan	72	20-2	0	0.00	1	2	-.500	8	0.11	9	0.12	15
24DALY, Caroline	12	10-0	4	0.33	3	11	.091	0	0.00	0	0.00	0
10LEWIS, Susan	92	25-3	0	0.00	0	3	.000	13	0.14	7	0.08	6
3 BEGIN, Annie	3	3-0	2	0.67	0	2	1.000	0	0.00	0	0.00	0
4 KOCH, Kendrick	4	3-0	1	0.25	0	2	.500	6	1.50	0	0.00	0
22WALLANDER, Becky	4	3-0	1	0.25	0	3	.333	0	0.00	0	0.00	0
37VOSS, Bethany	5	2-0	0	0.00	0	0	.000	0	0.00	1	0.20	0
SMU.....	124	31-31	1617	13.04	574	4711	.221	1485	11.98	100	0.81	172
Opponents.....	124	31-31	1650	13.31	787	5012	.172	1577	12.72	106	0.85	217

##Name	S	RE	DIG	Dig/S	BS	BA	Total	Blk/S	BE	BHE	POINTS	Pts/Set
6 POWELL, Dana	124	31	445	3.59	9	66	75	0.60	3	1	468.0	3.77
5 WILKERSON, Kathryn	124	16	452	3.65	4	52	56	0.45	5	1	431.0	3.48
7 OLIVER, Jessica	124	1	47	0.38	5	111	116	0.94	6	0	387.5	3.12
15MANNING, Courtney	121	2	29	0.24	16	146	162	1.34	4	3	352.0	2.91
8 ADAIR, Caitlin	124	0	20	0.16	8	117	125	1.01	9	1	245.5	1.98
12BECERRA, Kelli	124	0	328	2.65	1	46	47	0.38	5	12	94.0	0.76
1 STEWART, Sidney	124	20	578	4.66	0	0	0	0.00	0	1	14.0	0.11
2 NEASON, Sandra	79	0	36	0.46	0	0	0	0.00	0	0	12.0	0.15
11JANETTE, Meghan	72	4	62	0.86	0	0	0	0.00	0	0	9.0	0.12
24DALY, Caroline	12	0	3	0.25	0	8	8	0.67	1	0	8.0	0.67
10LEWIS, Susan	92	12	168	1.83	0	0	0	0.00	0	0	7.0	0.08
3 BEGIN, Annie	3	0	4	1.33	0	0	0	0.00	0	0	2.0	0.67
4 KOCH, Kendrick	4	0	4	1.00	0	1	1	0.25	0	0	1.5	0.38
22WALLANDER, Becky	4	0	1	0.25	0	0	0	0.00	0	0	1.0	0.25
37VOSS, Bethany	5	1	11	2.20	0	0	0	0.00	0	0	1.0	0.20
TEAM		19										
SMU.....	124	106	2188	17.65	43	547	316.5	2.55	33	19	2033.5	16.40
Opponents.....	124	100	2273	18.33	57	317	215.5	1.74	43	35	1971.5	15.90

2010 CONFERENCE INDIVIDUAL STATISTICS
OVERALL RECORD: 9-7 HOME: 7-2 AWAY: 2-5 NEUTRAL: 0-0

##Name	SP	MP-MS	K	K/Set	E	TA	Pct	A	A/Set	SA	SA/Set	SE
6 POWELL, Dana	82	20-20	277	3.38	106	836	.205	15	0.18	8	0.10	11
5 WILKERSON, Kathryn	82	20-20	254	3.10	77	795	.223	12	0.15	15	0.18	26
7 OLIVER, Jessica	82	20-16	225	2.74	64	638	.252	4	0.05	2	0.02	1
15MANNING, Courtney	79	20-20	173	2.19	66	381	.281	4	0.05	0	0.00	0
8 ADAIR, Caitlin	82	20-20	103	1.26	31	294	.245	4	0.05	1	0.01	1
12BECERRA, Kelli	82	20-20	33	0.40	10	92	.250	879	10.72	17	0.21	11
2 NEASON, Sandra	72	18-0	0	0.00	0	1	.000	2	0.03	10	0.14	18
1 STEWART, Sidney	82	20-0	4	0.05	4	36	.000	54	0.66	4	0.05	30
24DALY, Caroline	10	8-0	3	0.30	2	8	.125	0	0.00	0	0.00	0
10LEWIS, Susan	60	16-2	0	0.00	0	3	.000	8	0.13	5	0.08	5
11JANETTE, Meghan	33	9-2	0	0.00	1	1	-1.000	2	0.06	4	0.12	8
3 BEGIN, Annie	2	2-0	1	0.50	0	1	1.000	0	0.00	0	0.00	0
4 KOCH, Kendrick	1	1-0	0	0.00	0	0	.000	0	0.00	0	0.00	0
SMU.....	82	20-20	1073	13.09	361	3086	.231	984	12.00	66	0.80	111
Opponents.....	82	20-20	1088	13.27	525	3318	.170	1045	12.74	60	0.73	152

##Name	S	RE	DIG	Dig/S	BS	BA	Total	Blk/S	BE	BHE	POINTS	Pts/Set
6 POWELL, Dana	82	15	308	3.76	8	41	49	0.60	2	1	313.5	3.82
5 WILKERSON, Kathryn	82	10	304	3.71	2	39	41	0.50	4	1	290.5	3.54
7 OLIVER, Jessica	82	0	25	0.30	3	73	76	0.93	5	0	266.5	3.25
15MANNING, Courtney	79	1	17	0.22	6	104	110	1.39	3	2	231.0	2.92
8 ADAIR, Caitlin	82	0	13	0.16	7	73	80	0.98	7	0	147.5	1.80
12BECERRA, Kelli	82	0	221	2.70	0	32	32	0.39	4	3	66.0	0.80
2 NEASON, Sandra	72	0	34	0.47	0	0	0	0.00	0	0	10.0	0.14
1 STEWART, Sidney	82	12	370	4.51	0	0	0	0.00	0	0	8.0	0.10
24DALY, Caroline	10	0	2	0.20	0	7	7	0.70	1	0	6.5	0.65
10LEWIS, Susan	60	9	106	1.77	0	0	0	0.00	0	0	5.0	0.08
11JANETTE, Meghan	33	1	39	1.18	0	0	0	0.00	0	0	4.0	0.12
3 BEGIN, Annie	2	0	4	2.00	0	0	0	0.00	0	0	1.0	0.50
4 KOCH, Kendrick	1	0	0	0.00	0	0	0	0.00	0	0	0.0	0.00
TEAM		12										
SMU.....	82	60	1443	17.60	26	369	210.5	2.57	26	7	1349.5	16.46
Opponents.....	82	66	1482	18.07	36	181	126.5	1.54	25	17	1274.5	15.54

2011 TEAM RECORD
Overall 15-17
Conference 11-9
Home 9-4
Away 4-9
Neutral 2-4
3 games 6-6
4 games 4-4
5 games 5-7

2011
Head Coach - Lisa Seifert
15-17 Overall
(11-9 Conference USA)

2011 MATCH RESULTS

DATE	OPPONENT	W/L	SCORE	SCORE-BY-SET	ATTEND
Aug 26, 2011	at #16 OU	L	0-3	20-25,25-27,16-25	989
Aug 27, 2011	vs Missouri State	L	0-3	14-25,22-25,18-25	979
Aug 27, 2011	vs Oral Roberts	W	3-0	29-27,25-19,25-19	979
Sep 02, 2011	TCU	L	1-3	25-23,18-25,20-25,21-25	447
Sep 03, 2011	LAMAR	W	3-0	25-22,25-17,25-16	278
Sep 03, 2011	ALABAMA	W	3-2	25-20,23-25,25-18,18-25,18-16	318
Sep 09, 2011	vs Oregon State	L	2-3	23-25,25-22,21-25,27-25,10-15	635
Sep 09, 2011	at #22 Long Beach St	L	0-3	19-25,18-25,17-25	1102
Sep 10, 2011	vs Utah State	W	3-1	25-21,25-13,23-25,28-26	
Sep 16, 2011	vs UTSA	L	1-3	18-25,25-20,20-25,18-25	
Sep 17, 2011	at #8 TEXAS	L	0-3	20-25,21-25,24-26	
Sep 17, 2011	vs Santa Clara	L	2-3	25-22,25-27,20-25,25-19,12-15	
*Sep 23, 2011	at UCF	L	0-3	17-25,22-25,20-25	183
*Sep 25, 2011	at UTEP	L	2-3	25-20,17-25,19-25,27-25,6-15	1543
*Sep 30, 2011	RICE	L	1-3	22-25,25-27,25-23,17-25	218
*Oct 02, 2011	HOUSTON	W	3-2	26-28,27-25,12-25,25-21,15-12	238
*Oct 05, 2011	at Tulsa	W	3-1	25-19,15-25,25-18,25-23	250
*Oct 08, 2011	TULANE	L	1-3	25-14,23-25,20-25,22-25	121
*Oct 09, 2011	TULANE	W	3-1	27-29,25-15,25-15,25-19	166
*Oct 14, 2011	at Memphis	L	2-3	18-25,25-16,25-15,17-25,13-15	146
*Oct 16, 2011	at UAB	W	3-0	25-19,25-17,25-23	306
*Oct 21, 2011	ECU	W	3-0	25-23,25-12,25-20	136
*Oct 23, 2011	at Marshall	L	2-3	19-25,25-17,23-25,25-23,11-15	211
*Oct 28, 2011	UAB	W	3-0	25-18,25-13,25-22	107
*Oct 30, 2011	MEMPHIS	W	3-2	23-25,21-25,25-16,25-14,15-13	228
*Nov 04, 2011	at Southern Miss	L	2-3	25-16,20-25,25-22,22-25,12-15	321
*Nov 05, 2011	at Southern Miss	W	3-2	20-25,25-23,23-25,25-20,15-12	213
*Nov 11, 2011	at Houston	W	3-1	25-21,17-25,25-18,25-11	454
*Nov 13, 2011	at RICE	L	0-3	21-25,17-25,18-25	467
*Nov 18, 2011	UTEP	W	3-0	25-20,25-20,25-23	151
*Nov 20, 2011	UCF	L	2-3	21-25,25-18,20-25,25-12,16-18	272
*Nov 26, 2011	TULSA	W	3-2	25-19,20-25,11-25,25-8,15-12	357

*Conference USA Match

2011 OVERALL INDIVIDUAL STATISTICS
Overall record: 15-17 Conf: 11-9 Home: 9-4 Away: 4-9 Neutral: 2-4

##Name	SP	MP-MS	K	K/Set	E	TA	Pct	A	A/Set	SA	SA/Set	SE
7 OLIVER,Jessica	128	32-30	381	2.98	137	1056	.231	6	0.05	0	0.00	2
6 POWELL,Dana	128	32-32	375	2.93	178	1228	.160	10	0.08	19	0.15	4
15MANNING,Courtney	128	32-32	274	2.14	75	648	.307	13	0.10	12	0.09	33
8 YOUNG,Caroline	114	32-5	250	2.19	97	636	.241	0	0.00	0	0.00	0
3 MYKLEBUST,Savannah	103	28-22	141	1.37	79	544	.114	8	0.08	21	0.20	21
24DALY,Caroline	128	32-31	86	0.67	44	263	.160	5	0.04	0	0.00	0
13ARMSTRONG,Carla	43	20-4	44	1.02	36	170	.047	3	0.07	1	0.02	11
12BECERRA,Kelli	128	32-32	18	0.14	11	57	.123	947	7.40	21	0.16	25
1 STEWART,Sidney	128	32-1	3	0.02	6	47	-.064	117	0.91	18	0.14	12
4 KOCH,Kendrick	92	25-0	5	0.05	4	16	.062	370	4.02	6	0.07	23
10LEWIS,Susan	70	28-3	2	0.03	1	18	.056	4	0.06	5	0.07	12
9 SCHEIDLER,Julianne	29	10-0	1	0.03	1	8	.000	2	0.07	4	0.14	12
SMU.....	128	32-32	1580	12.34	669	4691	.194	1485	11.60	107	0.84	155
Opponents.....	128	32-32	1703	13.30	787	5073	.181	1616	12.62	152	1.19	236

##Name	S	RE	DIG	Dig/S	BS	BA	Total	Blk/S	BE	BHE	POINTS	Pts/Set
7 OLIVER,Jessica	128	0	43	0.34	3	126	129	1.01	10	0	447.0	3.49
6 POWELL,Dana	128	47	472	3.69	6	69	75	0.59	6	0	434.5	3.39
15MANNING,Courtney	128	1	79	0.62	23	161	184	1.44	11	0	389.5	3.04
8 YOUNG,Caroline	114	3	43	0.38	2	57	59	0.52	11	0	280.5	2.46
24DALY,Caroline	128	1	29	0.23	23	132	155	1.21	10	2	175.0	1.37
3 MYKLEBUST,Savannah	103	34	213	2.07	0	26	26	0.25	4	0	175.0	1.70
13ARMSTRONG,Carla	43	6	40	0.93	1	16	17	0.40	0	1	54.0	1.26
12BECERRA,Kelli	128	0	357	2.79	2	2	4	0.03	1	5	42.0	0.33
1 STEWART,Sidney	128	35	625	4.88	0	0	0	0.00	0	6	21.0	0.16
4 KOCH,Kendrick	92	0	158	1.72	0	2	2	0.02	0	6	12.0	0.13
10LEWIS,Susan70	2	79	1.13	0	0	0	0.00	0	1	7.0	0.10	
9 SCHEIDLER,Julianne	29	7	44	1.52	0	0	0	0.00	0	1	5.0	0.17
Team		16										
SMU..... 128	152	218	2117.05	60	592	356.0	2.78	53	22	2043.0	15.96	
Opponents..... 128	107	212	4116.59	50	396	248.0	1.94	50	31	2103.0	16.43	

2011 CONFERENCE INDIVIDUAL STATISTICS
OVERALL RECORD: 11-9 HOME: 7-3 AWAY: 4-6 NEUTRAL: 0-0

##Name	SP	MP-MS	K	K/Set	E	TA	Pct	A	A/Set	SA	SA/Set	SE
7 OLIVER,Jessica	83	20-19	251	3.02	86	661	.250	5	0.06	0	0.00	0
6 POWELL,Dana	83	20-20	238	2.87	96	749	.190	6	0.07	13	0.16	2
15MANNING,Courtney	83	20-20	171	2.06	46	410	.305	12	0.14	11	0.13	18
8 YOUNG,Caroline	77	20-0	174	2.26	60	411	.277	0	0.00	0	0.00	0
3 MYKLEBUST,Savannah	71	20-16	98	1.38	50	362	.133	6	0.08	17	0.24	16
24DALY,Caroline	83	20-19	31	0.37	25	129	.047	5	0.06	0	0.00	0
13ARMSTRONG,Carla	37	15-4	42	1.14	28	154	.091	3	0.08	1	0.03	9
12BECERRA,Kelli	83	20-20	7	0.08	3	13	.308	529	6.37	10	0.12	18
1 STEWART,Sidney	83	20-1	3	0.04	4	34	-.029	82	0.99	12	0.14	6
4 KOCH,Kendrick	77	20-0	5	0.06	2	13	.231	313	4.06	6	0.08	21
10LEWIS,Susan	33	16-1	0	0.00	0	4	.000	0	0.00	1	0.03	1
9 SCHEIDLER,Julianne	9	3-0	1	0.11	0	1	1.000	0	0.00	0	0.00	1
SMU.....	83	20-20	1021	12.30	400	2941	.211	961	11.58	71	0.86	92
Opponents.....	83	20-20	1083	13.05	524	3246	.172	1022	12.31	100	1.20	144

##Name	S	RE	DIG	Dig/S	BS	BA	Total	Blk/S	BE	BHE	POINTS	Pts/Set
7 OLIVER,Jessica	83	0	30	0.36	2	90	92	1.11	9	0	298.0	3.59
6 POWELL,Dana	83	31	299	3.60	3	48	51	0.61	5	0	278.0	3.35
15MANNING,Courtney	83	1	57	0.69	17	126	143	1.72	7	0	262.0	3.16
8 YOUNG,Caroline	77	0	22	0.29	0	42	42	0.55	7	0	195.0	2.53
3 MYKLEBUST,Savannah	71	21	136	1.92	0	18	18	0.25	2	0	124.0	1.75
24DALY,Caroline	83	1	22	0.27	11	87	98	1.18	7	2	85.5	1.03
13ARMSTRONG,Carla	37	6	40	1.08	1	15	16	0.43	0	0	51.5	1.39
12BECERRA,Kelli	83	0	226	2.72	0	2	2	0.02	0	4	18.0	0.22
1 STEWART,Sidney	83	25	364	4.39	0	0	0	0.00	0	3	15.0	0.18
4 KOCH,Kendrick	77	0	145	1.88	0	2	2	0.03	0	6	12.0	0.16
10LEWIS,Susan	33	0	21	0.64	0	0	0	0.00	0	0	1.0	0.03
9 SCHEIDLER,Julianne	9	2	11	1.22	0	0	0	0.00	0	1	1.0	0.11
Team		13										
SMU.....	83	100	1373	16.54	34	431	249.5	3.01	37	16	1341.5	16.16
Opponents.....	83	71	1325	15.96	33	235	150.5	1.81	22	19	1333.5	16.07

2012 TEAM RECORD
Overall 11-20
Conference 7-9
Home 6-7
Away 2-10
Neutral 3-3
3 games 4-11
4 games 4-4
5 games 3-5

2012
Head Coach - Lisa Seifert
11-20 Overall
(7-9) Conference USA)

2012 MATCH RESULTS

DATE	OPPONENT	W/L	SCORE	SCORE-BY-SET	ATTEND
Aug 24, 2012	vs Charleston Southern	W	3-0	25-17,25-15,25-15	1022
Aug 25, 2012	vs Cal State Fullerton	L	0-3	29-31,21-25,17-25	
Aug 25, 2012	at Georgia Tech	L	2-3	25-17,17-25,20-25,26-24,13-15	757
Aug 31, 2012	at TCU	L	0-3	18-25,23-25,15-25	1217
Sep 01, 2012	vs ARMY	L	1-3	25-19,17-25,21-25,23-25	555
Sep 01, 2012	vs AMCC	W	3-0	26-24,25-20,25-21	
Sep 06, 2012	WICHITA STATE	L	2-3	25-16,18-25,25-23,23-25,6-15	292
Sep 07, 2012	TEXAS STATE	L	0-3	26-28,13-25,23-25	252
Sep 08, 2012	AUBURN	L	0-3	20-25,18-25,17-25	217
Sep 14, 2012	at OU	L	0-3	21-25,19-25,17-25	723
Sep 15, 2012	vs NEW MEXICO	L	0-3	14-25,21-25,22-25	
Sep 15, 2012	vs UALR	W	3-2	25-22,19-25,25-23,22-25,17-15	
*Sep 19, 2012	at Tulsa	L	1-3	15-25,26-24,23-25,8-25	220
*Sep 21, 2012	ECU	W	3-0	25-17,25-22,25-13	175
*Sep 23, 2012	MARSHALL	L	2-3	25-23,23-25,29-31,25-21,8-15	132
*Sep 28, 2012	at Rice	L	2-3	20-25,21-25,25-19,27-25,10-15	607
*Sep 30, 2012	at Houston	L	0-3	17-25,15-25,23-25	401
*Oct 05, 2012	at UCF	W	3-1	16-25,25-23,25-21,29-27	313
*Oct 07, 2012	at USM	W	3-0	25-23,25-13,25-16	262
*Oct 12, 2012	TULANE	W	3-2	18-25,25-12,21-25,25-19,15-10	150
*Oct 14, 2012	UTEP	W	3-1	25-15,25-22,21-25,26-24	217
*Oct 19, 2012	TULSA	L	0-3	21-25,14-25,17-25	248
*Oct 25, 2012	at UAB	L	2-3	25-18,15-25,17-25,25-20,12-15	303
*Oct 28, 2012	MEMPHIS	W	3-2	18-25,25-18,25-27,25-21,15-11	235
*Nov 02, 2012	at UTEP	L	1-3	16-25,23-25,25-20,16-25	743
*Nov 04, 2012	at Tulane	L	0-3	24-26,22-25,21-25	209
*Nov 09, 2012	HOUSTON	W	3-1	25-22,27-29,25-20,25-22	219
*Nov 11, 2012	RICE	L	1-3	21-25,25-21,24-26,23-25	381
Nov 16, 2012	at Tulsa	L	0-3	23-25,19-25,18-25	
Nov 21, 2012	NORTH TEXAS	L	0-3	27-29,24-26,21-25	221
Nov 24, 2012	BAYLOR	W	3-1	25-22,17-25,25-12,25-20	428

*Conference USA Match

2012 OVERALL INDIVIDUAL STATISTICS
Overall record: 11-20 Conf: 7-9 Home: 6-7 Away: 2-10 Neutral: 3-3

##	Name	SP	MP-MS	K	K/Set	E	TA	Pct	A	A/Set	SA	SA/Set	SE
8	YOUNG, Caroline	117	31-26	397	3.39	152	1037	.236	8	0.07	51	0.44	59
21	LOZANO, Maddie	116	31-31	238	2.05	118	562	.214	12	0.10	20	0.17	27
15	MANNING, Courtney	115	31-31	228	1.98	76	507	.300	8	0.07	5	0.04	13
1	BYBEL, Abbey	86	27-10	191	2.22	89	593	.172	6	0.07	5	0.06	7
7	BULA, Cailin	86	26-20	162	1.88	83	509	.155	10	0.12	10	0.12	15
13	ARMSTRONG, Carla	98	30-15	105	1.07	88	385	.044	12	0.12	10	0.10	18
55	BAILEY, Olivia	103	27-24	68	0.66	19	221	.222	980	9.51	19	0.18	47
3	MYKLEBUST, Savannah	49	20-4	51	1.04	30	205	.102	2	0.04	4	0.08	5
11	ACKER, Avery	97	27-11	27	0.28	15	107	.112	227	2.34	5	0.05	8
10	LEWIS, Susan	117	31-2	2	0.02	4	35	-.057	87	0.74	21	0.18	34
24	DALY, Caroline	24	13-3	16	0.67	5	42	.262	0	0.00	0	0.00	0
9	SCHEIDLER, Julianne	108	30-8	3	0.03	1	24	.083	22	0.20	2	0.02	15
5	HOGAN, Katie	37	16-1	0	0.00	1	3	-.333	4	0.11	4	0.11	5
	SMU.....	117	31-31	1489	12.73	681	4231	.191	1378	11.78	156	1.33	253
	Opponents.....	117	31-31	1501	12.83	581	4057	.227	1411	12.06	137	1.17	220

##	Name	S	RE	DIG	Dig/S	BS	BA	Total	Blk/S	BE	BHE	POINTS	Pts/Set
8	YOUNG, Caroline	117	0	125	1.07	4	59	63	0.54	6	1	481.5	4.12
21	LOZANO, Maddie	116	0	66	0.57	19	113	132	1.14	12	0	333.5	2.88
15	MANNING, Courtney	115	0	43	0.37	19	85	104	0.90	9	0	294.5	2.56
1	BYBEL, Abbey	86	16	104	1.21	0	24	24	0.28	3	2	208.0	2.42
7	BULA, Cailin	86	9	88	1.02	1	32	33	0.38	5	0	189.0	2.20
13	ARMSTRONG, Carla	98	14	142	1.45	3	23	26	0.27	2	6	129.5	1.32
55	BAILEY, Olivia	103	0	240	2.33	1	45	46	0.45	1	6	110.5	1.07
3	MYKLEBUST, Savannah	49	13	51	1.04	1	10	11	0.22	0	0	61.0	1.24
11	ACKER, Avery	97	16	170	1.75	1	11	12	0.12	0	3	38.5	0.40
10	LEWIS, Susan	117	22	411	3.51	0	0	0	0.00	0	3	23.0	0.20
24	DALY, Caroline	24	0	1	0.04	0	7	7	0.29	1	0	19.5	0.81
9	SCHEIDLER, Julianne	108	23	195	1.81	0	0	0	0.00	0	3	5.0	0.05
5	HOGAN, Katie	37	3	17	0.46	0	0	0	0.00	0	0	4.0	0.11
	TEAM		21										
	SMU.....	117	137	1653	14.13	49	409	253.5	2.17	39	24	1898.5	16.23
	Opponents.....	117	156	1748	14.94	49	475	286.5	2.45	45	19	1924.5	16.45

2012 CONFERENCE INDIVIDUAL STATISTICS
OVERALL RECORD: 7-9 HOME: 5-3 AWAY: 2-6 NEUTRAL: 0-0

##	Name	SP	MP-MS	K	K/Set	E	TA	Pct	A	A/Set	SA	SA/Set	SE
8	YOUNG, Caroline	64	16-13	207	3.23	79	540	.237	1	0.02	30	0.47	31
21	LOZANO, Maddie	63	16-16	149	2.37	76	353	.207	7	0.11	18	0.29	19
15	MANNING, Courtney	64	16-16	128	2.00	43	287	.296	4	0.06	1	0.02	2
1	BYBEL, Abbey	56	15-6	128	2.29	56	386	.187	3	0.05	4	0.07	2
7	BULA, Cailin	45	14-11	82	1.82	51	268	.116	6	0.13	7	0.16	8
55	BAILEY, Olivia	64	16-15	40	0.62	12	131	.214	628	9.81	12	0.19	34
13	ARMSTRONG, Carla	54	16-8	36	0.67	36	157	.000	8	0.15	4	0.07	3
3	MYKLEBUST, Savannah	30	9-2	36	1.20	26	135	.074	0	0.00	4	0.13	3
10	LEWIS, Susan	64	16-1	0	0.00	2	19	-.105	54	0.84	7	0.11	20
24	DALY, Caroline	8	5-1	4	0.50	1	14	.214	0	0.00	0	0.00	0
11	ACKER, Avery	49	13-1	3	0.06	3	21	.000	41	0.84	2	0.04	3
9	SCHEIDLER, Julianne	61	16-5	2	0.03	0	11	.182	2	0.03	0	0.00	2
5	HOGAN, Katie	16	8-1	0	0.00	1	1	-1.000	3	0.19	0	0.00	1
	SMU.....	64	16-16	816	12.75	386	2324	.185	757	11.83	89	1.39	128
	Opponents.....	64	16-16	810	12.66	333	2241	.213	757	11.83	70	1.09	113

##	Name	S	RE	DIG	Dig/S	BS	BA	Total	Blk/S	BE	BHE	POINTS	Pts/Set
8	YOUNG, Caroline	64	0	45	0.70	3	33	36	0.56	3	1	256.5	4.01
21	LOZANO, Maddie	63	0	46	0.73	12	64	76	1.21	7	0	211.0	3.35
15	MANNING, Courtney	64	0	21	0.33	15	47	62	0.97	6	0	167.5	2.62
1	BYBEL, Abbey	56	7	76	1.36	0	16	16	0.29	2	2	140.0	2.50
7	BULA, Cailin	45	3	58	1.29	0	15	15	0.33	2	0	96.5	2.14
55	BAILEY, Olivia	64	0	135	2.11	1	29	30	0.47	0	2	67.5	1.05
13	ARMSTRONG, Carla	54	7	91	1.69	1	11	12	0.22	0	1	46.5	0.86
3	MYKLEBUST, Savannah	30	7	34	1.13	1	8	9	0.30	0	0	45.0	1.50
10	LEWIS, Susan	64	10	238	3.72	0	0	0	0.00	0	1	7.0	0.11
24	DALY, Caroline	8	0	0	0.00	0	4	4	0.50	1	0	6.0	0.75
11	ACKER, Avery	49	10	76	1.55	0	0	0	0.00	0	0	5.0	0.10
9	SCHEIDLER, Julianne	61	10	86	1.41	0	0	0	0.00	0	1	2.0	0.03
5	HOGAN, Katie	16	3	13	0.81	0	0	0	0.00	0	0	0.0	0.00
	TEAM		13										
	SMU.....	64	70	919	14.36	33	227	146.5	2.29	21	8	1051.5	16.43
	Opponents.....	64	89	965	15.08	28	272	164.0	2.56	30	9	1044.0	16.31

2013 TEAM RECORD
Overall 22-9
Conference 14-4
Home 10-2
Away 8-4
Neutral 4-3
3 games 14-2
4 games 7-4
5 games 1-2

2013
Head Coach - Lisa Seifert
22-9 Overall
(14-4 American Athletic Conference)

2013 MATCH RESULTS

DATE	OPPONENT	W/L	SCORE	SCORE-BY-SET	ATTEND
Aug 30, 2013	vs Quinnipiac	W	3-0	25-15,25-10,25-14	103
Aug 30, 2013	at Texas State	L	1-3	19-25,19-25,28-26,22-25	1839
Aug 31, 2013	vs Lamar	W	3-0	25-17,25-13,25-18	123
Sep 3, 2013	at Baylor	L	0-3	17-25,25-27,22-25	394
Sep 06, 2013	GRAMBLING STATE	W	3-0	25-12,25-13,25-10	328
Sep 06, 2013	DAVIDSON	W	3-1	28-26,22-25,25-19,25-15	443
Sep 07, 2013	SAM HOUSTON STATE	W	3-0	25-23,28-26,25-21	318
Sep 13, 2013	vs San Francisco	L	2-3	21-25,29-27,25-27,25-21,13-15	243
Sep 14, 2013	vs Harvard	L	2-3	23-25,19-25,25-22,25-18,14-16	191
Sep 14, 2013	vs Northeastern	W	3-2	25-21,20-25,26-24,19-25,15-12	253
Sep 20, 2013	at Coll. of Charleston	W	3-1	22-25,25-15,25-22,25-17	387
Sep 21, 2013	vs Ball State	L	1-3	21-25,29-27,13-25,14-25	119
Sep 21, 2013	vs Alabama A&M	W	3-0	25-19,25-16,25-13	96
*Sep 27, 2013	at UConn	W	3-0	25-21,25-20,25-15	615
*Sep 29, 2013	at Rutgers	W	3-1	23-25,25-17,25-17,25-15	124
*Oct 04, 2013	LOUISVILLE	L	0-3	19-25,14-25,17-25	317
*Oct 06, 2013	CINCINNATI	W	3-0	25-15,25-15,25-21	461
*Oct 11, 2013	at UM	W	3-1	25-13,24-26,25-11,25-17	791
*Oct 13, 2013	at Temple	L	1-3	19-25,23-25,25-14,26-28	194
*Oct 18, 2013	SOUTH FLORIDA	L	2-3	17-25,25-14,25-15,21-25,10-15	238
*Oct 20, 2013	UCF	W	3-0	25-19,25-15,25-21	338
*Oct 25, 2013	HOUSTON	W	3-1	26-24,25-21,14-25,25-13	378
*Nov 01, 2013	RUTGERS	W	3-0	25-22,25-18,25-11	338
*Nov 03, 2013	UCONN	W	3-0	25-22,25-20,25-20	268
*Nov 08, 2013	at Cincinnati	W	3-1	25-17,25-16,23-25,25-14	176
*Nov 10, 2013	at Louisville	L	1-3	23-25,25-22,19-25,15-25	1894
*Nov 15, 2013	TEMPLE	W	3-0	25-19,25-16,27-25	384
*Nov 17, 2013	MEMPHIS	W	3-0	25-18,25-13,25-18	319
*Nov 22, 2013	at UCF	W	3-1	17-25,25-17,27-25,25-15	447
*Nov 24, 2013	at South Florida	W	3-0	25-14,25-20,25-16	334
*Nov 27, 2013	at Houston	W	3-0	25-17,25-17,25-18	716

*American Athletic Conference Match

2013 OVERALL INDIVIDUAL STATISTICS
Overall record: 22-9 Conf: 14-4 Home: 10-2 Away: 8-4 Neutral: 4-3

##	Name	SP	MP-MS	K	K/Set	E	TA	Pct	A	A/Set	SA	SA/Set	SE
8	YOUNG, Caroline	112	31-29	383	3.42	129	878	.289	9	0.08	34	0.30	92
21	LOZANO, Maddie	106	30-29	229	2.16	120	490	.222	12	0.11	24	0.23	31
1	BYBEL, Abbey	105	31-31	268	2.55	102	787	.211	12	0.11	11	0.10	18
7	BULA, Cailin	85	28-14	232	2.73	94	602	.229	5	0.06	29	0.34	36
10	GIORDANO, Janelle	111	31-30	219	1.97	74	471	.308	4	0.04	0	0.00	1
4	STEHLING, Kristen	61	23-6	104	1.70	47	275	.207	1	0.02	12	0.20	17
11	ACKER, Avery	107	30-30	54	0.50	12	141	.298	1199	11.21	10	0.09	13
30	HEISE, Morgan	112	31-0	6	0.05	1	17	.294	111	0.99	18	0.16	12
24	DALY, Caroline	16	9-2	12	0.75	7	42	.119	1	0.06	0	0.00	2
13	ARMSTRONG, Carla	75	26-6	14	0.19	19	56	-.089	5	0.07	2	0.03	1
2	EDWARDS, Dana	11	4-1	3	0.27	2	7	.143	50	4.55	0	0.00	0
9	SCHEIDLER, Julianne	89	28-8	2	0.02	2	14	.000	6	0.07	0	0.00	3
	SMU.....	112	31-31	1526	13.62	609	3780	.243	1415	12.63	140	1.25	226
	Opponents.....	112	31-31	1250	11.16	632	3660	.169	1189	10.62	97	0.87	209

##	Name	S	RE	DIG	Dig/S	BS	BA	Total	Blk/S	BE	BHE	POINTS	Pts/Set
8	YOUNG, Caroline	112	1	167	1.49	1	72	73	0.65	2	1	454.0	4.05
21	LOZANO, Maddie	106	0	87	0.82	14	107	121	1.14	19	1	320.5	3.02
1	BYBEL, Abbey	105	19	212	2.02	3	34	37	0.35	6	3	299.0	2.85
7	BULA, Cailin	85	6	74	0.87	6	36	42	0.49	3	0	285.0	3.35
10	GIORDANO, Janelle	111	1	16	0.14	14	99	113	1.02	5	0	282.5	2.55
4	STEHLING, Kristen	61	6	47	0.77	1	17	18	0.30	3	0	125.5	2.06
11	ACKER, Avery	107	0	264	2.47	3	62	65	0.61	4	13	98.0	0.92
30	HEISE, Morgan	112	16	406	3.62	0	1	1	0.01	0	3	24.5	0.22
24	DALY, Caroline	16	0	3	0.19	4	14	18	1.12	2	0	23.0	1.44
13	ARMSTRONG, Carla	75	21	97	1.29	0	3	3	0.04	0	1	17.5	0.23
2	EDWARDS, Dana	11	0	15	1.36	0	3	3	0.27	0	2	4.5	0.41
9	SCHEIDLER, Julianne	89	15	118	1.33	0	0	0	0.00	0	1	2.0	0.02
	TEAM		12										
	SMU.....	112	97	1506	13.45	46	448	270.0	2.41	44	25	1936.0	17.29
	Opponents.....	112	140	1396	12.46	47	461	277.5	2.48	58	41	1624.5	14.50

2013 CONFERENCE INDIVIDUAL STATISTICS
OVERALL RECORD: 14-4 HOME: 7-2 AWAY: 7-2 NEUTRAL: 0-0

##	Name	SP	MP-MS	K	K/Set	E	TA	Pct	A	A/Set	SA	SA/Set	SE
8	YOUNG, Caroline	63	18-18	221	3.51	65	490	.318	2	0.03	18	0.29	55
7	BULA, Cailin	57	17-10	163	2.86	61	419	.243	4	0.07	21	0.37	29
1	BYBEL, Abbey	60	18-18	161	2.68	53	454	.238	4	0.07	5	0.08	10
21	LOZANO, Maddie	58	17-16	122	2.10	74	275	.175	7	0.12	12	0.21	13
10	GIORDANO, Janelle	63	18-17	128	2.03	38	281	.320	3	0.05	0	0.00	0
11	ACKER, Avery	63	18-18	28	0.44	7	88	.239	728	11.56	3	0.05	6
4	STEHLING, Kristen	27	11-1	34	1.26	19	100	.150	0	0.00	6	0.22	5
30	HEISE, Morgan	63	18-0	6	0.10	1	13	.385	63	1.00	10	0.16	9
24	DALY, Caroline	9	4-2	9	1.00	5	33	.121	1	0.11	0	0.00	2
13	ARMSTRONG, Carla	44	14-4	5	0.11	6	27	-.037	1	0.02	0	0.00	0
9	SCHEIDLER, Julianne	44	15-4	1	0.02	2	10	-.100	3	0.07	0	0.00	3
	SMU.....	63	18-18	878	13.94	331	2190	.250	816	12.95	75	1.19	132
	Opponents.....	63	18-18	684	10.86	370	2109	.149	666	10.57	52	0.83	102

##	Name	S	RE	DIG	Dig/S	BS	BA	Total	Blk/S	BE	BHE	POINTS	Pts/Set
8	YOUNG, Caroline	63	0	104	1.65	0	46	46	0.73	1	0	262.0	4.16
7	BULA, Cailin	57	3	50	0.88	5	25	30	0.53	2	0	201.5	3.54
1	BYBEL, Abbey	60	15	134	2.23	1	20	21	0.35	4	3	177.0	2.95
21	LOZANO, Maddie	58	0	53	0.91	10	60	70	1.21	9	1	174.0	3.00
10	GIORDANO, Janelle	63	0	7	0.11	13	62	75	1.19	3	0	172.0	2.73
11	ACKER, Avery	63	0	164	2.60	3	39	42	0.67	3	10	53.5	0.85
4	STEHLING, Kristen	27	2	19	0.70	0	6	6	0.22	0	0	43.0	1.59
30	HEISE, Morgan	63	6	239	3.79	0	1	1	0.02	0	1	16.5	0.26
24	DALY, Caroline	9	0	2	0.22	3	9	12	1.33	2	0	16.5	1.83
13	ARMSTRONG, Carla	44	10	64	1.45	0	1	1	0.02	0	1	5.5	0.12
9	SCHEIDLER, Julianne	44	9	49	1.11	0	0	0	0.00	0	1	1.0	0.02
	TEAM		7										
	SMU.....	63	52	885	14.05	35	269	169.5	2.69	24	17	1122.5	17.82
	Opponents.....	63	75	852	13.52	32	258	161.0	2.56	36	30	897.0	14.24

2014 TEAM RECORD
Overall 26-6
Conference 15-5
Home 15-1
Away 7-5
Neutral 4-0
3 games 11-2
4 games 11-1
5 games 4-3

2014
Head Coach - Lisa Seifert
26-6 Overall
(15-5 American Athletic Conference)

2013 MATCH RESULTS

DATE	OPPONENT	W/L	SCORE	SCORE-BY-SET	ATTEND
Aug 29, 2014	at San Francisco	L	0-3	17-25,21-25,16-25	257
Aug 30, 2014	vs Georgia	W	3-1	22-25,25-18,25-16,25-16	260
Aug 30, 2014	vs Fordham	W	3-0	25-15,25-16,25-15	236
Sep 05, 2014	GEORGIA TECH	W	3-0	25-19,25-16,25-17	328
Sep 06, 2014	TEXAS SOUTHERN	W	3-1	21-25,25-17,25-10,25-9	289
Sep 06, 2014	#24 OKLAHOMA	W	3-2	16-25,15-25,26-24,25-23,16-14	1049
Sep 12, 2014	vs Stony Brook	W	3-0	25-13,25-18,25-22	928
Sep 13, 2014	vs South Dakota	W	3-0	25-21,25-21,25-16	613
Sep 13, 2014	at Arkansas	W	3-2	25-18,25-21,21-25,26-28,15-7	742
Sep 19, 2014	HOUSTON BAPTIST	W	3-0	25-11,25-19,25-14	312
Sep 19, 2014	C OF C	W	3-0	25-22,25-20,25-22	634
Sep 20, 2014	NEW MEXICO	W	3-2	25-19,25-23,23-25,25-27,15-13	279
Sep 26, 2014	UCF*	L	2-3	32-30,10-25,19-25,25-21,14-16	417
Sep 28, 2014	USF*	W	3-0	25-18,25-23,25-21	446
Oct 03, 2014	at Cincinnati*	W	3-1	25-17,25-15,19-25,25-19	498
Oct 05, 2014	at Memphis*	L	0-3	20-25,21-25,21-25	427
Oct 10, 2014	HOUSTON*	W	3-1	25-13,25-18,23-25,25-14	614
Oct 12, 2014	TULANE*	W	3-2	25-21,22-25,25-19,19-25,15-5	489
Oct 15, 2014	at Tulsa*	L	1-3	18-25,23-25,25-19,14-25	202
Oct 19, 2014	EAST CAROLINA*	W	3-0	25-23,25-21,25-16	723
Oct 24, 2014	at Temple*	L	2-3	17-25,22-25,25-20,27-25,10-15	372
Oct 26, 2014	at UConn*	W	3-1	25-27,25-14,25-21,25-16	233
Oct 31, 2014	at Tulane*	W	3-0	25-19,25-19,25-16	169
Nov 02, 2014	at Houston*	W	3-0	26-24,25-18,25-23	386
Nov 07, 2014	MEMPHIS*	W	3-1	25-21,25-15,21-25,25-23	672
Nov 09, 2014	CINCINNATI*	W	3-1	25-15,22-25,25-22,26-24	578
Nov 14, 2014	at USF*	W	3-1	26-24,20-25,25-21,25-10	362
Nov 16, 2014	at UCF*	L	2-3	18-25,25-16,25-20,25-27,12-15	490
Nov 21, 2014	UCONN*	W	3-1	25-16,24-26,25-15,25-12	637
Nov 23, 2014	TEMPLE*	W	3-1	25-18,20-25,25-19,29-27	471
Nov 26, 2014	TULSA*	W	3-1	25-15,25-21,24-26,25-16	687
Nov 28, 2014	at East Carolina*	W	3-0	25-17,25-7,25-18	382

*American Athletic Conference Match

2014 OVERALL INDIVIDUAL STATISTICS

Overall record: 26-6 Conf: 15-5 Home: 15-1 Away: 7-5 Neutral: 4-0

##	Name	SP	MP-MS	K	K/Set	E	TA	Pct	A	A/Set	SA	SA/Set	SE
10	GIORDANO, Janelle	122	32-32	261	2.14	84	564	.314	9	0.07	0	0.00	0
4	STEHLING, Kristen	122	32-32	249	2.04	111	565	.244	5	0.04	29	0.24	71
8	YOUNG, Caroline	119	32-29	376	3.16	130	1010	.244	11	0.09	47	0.39	68
11	ACKER, Avery	121	32-32	64	0.53	20	201	.219	1413	11.68	24	0.20	16
12	HEGARTY, Katie	20	10-3	29	1.45	12	83	.205	0	0.00	0	0.00	0
7	BULA, Cailin	113	31-27	302	2.67	125	875	.202	3	0.03	13	0.12	44
1	BYBEL, Abbey	122	32-32	355	2.91	145	1105	.190	17	0.14	33	0.27	36
30	HEISE, Morgan	122	32-0	3	0.02	1	12	.167	101	0.83	22	0.18	19
99	MILLS, Lauren	28	16-1	34	1.21	22	110	.109	0	0.00	3	0.11	7
9	SCHEIDLER, Julianne	69	22-2	2	0.03	1	22	.045	6	0.09	1	0.01	1
83	SHEA, McKenzie	4	3-0	0	0.00	0	0	.000	12	3.00	0	0.00	0
5	SOTELO, Isabella	1	1-0	0	0.00	0	0	.000	0	0.00	0	0.00	0
13	ARMSTRONG, Carla	73	22-2	4	0.05	12	35	-.229	8	0.11	0	0.00	0
	SMU.....	122	32-32	1679	13.76	663	4582	.222	1585	12.99	172	1.41	262
	Opponents.....	122	32-32	1369	11.22	696	4417	.152	1298	10.64	82	0.67	200

##	Name	S	RE	DIG	Dig/S	BS	BA	Total	Blk/S	BE	BHE	POINTS	Pts/Set
10	GIORDANO, Janelle	122	1	48	0.39	15	145	160	1.31	11	0	348.5	2.86
4	STEHLING, Kristen	122	2	53	0.43	6	105	111	0.91	10	2	336.5	2.76
8	YOUNG, Caroline	119	1	245	2.06	1	71	72	0.61	2	2	459.5	3.86
11	ACKER, Avery	121	0	403	3.33	7	65	72	0.60	7	10	127.5	1.05
12	HEGARTY, Katie	20	0	9	0.45	1	18	19	0.95	1	2	39.0	1.95
7	BULA, Cailin	113	6	130	1.15	2	51	53	0.47	2	1	342.5	3.03
1	BYBEL, Abbey	122	25	326	2.67	1	35	36	0.30	7	5	406.5	3.33
30	HEISE, Morgan	122	13	626	5.13	0	0	0	0.00	0	3	25.0	0.20
99	MILLS, Lauren	28	4	11	0.39	1	10	11	0.39	2	0	43.0	1.54
9	SCHEIDLER, Julianne	69	8	117	1.70	0	1	1	0.01	0	0	3.5	0.05
83	SHEA, McKenzie	4	0	1	0.25	0	0	0	0.00	0	3	0.0	0.00
5	SOTELO, Isabella	1	0	0	0.00	0	0	0	0.00	0	0	0.0	0.00
13	ARMSTRONG, Carla	73	11	80	1.10	0	1	1	0.01	0	1	4.5	0.06
	TEAM		11										
	SMU.....	122	82	2049	16.80	34	502	285.0	2.34	42	29	2136.0	17.51
	Opponents.....	122	172	1959	16.06	66	404	268.0	2.20	77	41	1719.0	14.09

2014 CONFERENCE INDIVIDUAL STATISTICS

OVERALL RECORD: 15-5 HOME: 9-1 AWAY: 6-4 NEUTRAL: 0-0

##	Name	SP	MP-MS	K	K/Set	E	TA	Pct	A	A/Set	SA	SA/Set	SE
30	HEISE, Morgan	78	20-0	3	0.04	0	10	.300	60	0.77	8	0.10	11
4	STEHLING, Kristen	78	20-20	175	2.24	71	382	.272	2	0.03	16	0.21	47
10	GIORDANO, Janelle	78	20-20	155	1.99	57	362	.271	5	0.06	0	0.00	0
11	ACKER, Avery	77	20-20	49	0.64	13	134	.269	902	11.71	17	0.22	10
8	YOUNG, Caroline	75	20-17	220	2.93	73	649	.227	10	0.13	28	0.37	38
12	HEGARTY, Katie	15	6-3	26	1.73	10	73	.219	0	0.00	0	0.00	0
7	BULA, Cailin	77	20-17	204	2.65	85	606	.196	2	0.03	9	0.12	35
1	BYBEL, Abbey	78	20-20	225	2.88	100	732	.171	13	0.17	22	0.28	22
99	MILLS, Lauren	15	9-0	10	0.67	7	43	.070	0	0.00	0	0.00	4
9	SCHEIDLER, Julianne	60	18-2	2	0.03	1	22	.045	6	0.10	1	0.02	1
83	SHEA, McKenzie	2	1-0	0	0.00	0	0	.000	9	4.50	0	0.00	0
13	ARMSTRONG, Carla	31	10-1	2	0.06	7	20	-.250	5	0.16	0	0.00	0
	SMU.....	78	20-20	1071	13.73	424	3033	.213	1014	13.00	101	1.29	168
	Opponents.....	78	20-20	901	11.55	463	2956	.148	860	11.03	53	0.68	118

##	Name	S	RE	DIG	Dig/S	BS	BA	Total	Blk/S	BE	BHE	POINTS	Pts/Set
30	HEISE, Morgan	78	7	424	5.44	0	0	0	0.00	0	2	11.0	0.14
4	STEHLING, Kristen	78	1	41	0.53	2	65	67	0.86	9	1	225.5	2.89
10	GIORDANO, Janelle	78	1	30	0.38	10	104	114	1.46	6	0	217.0	2.78
11	ACKER, Avery	77	0	278	3.61	5	47	52	0.68	6	10	94.5	1.23
8	YOUNG, Caroline	75	1	165	2.20	1	42	43	0.57	0	0	270.0	3.60
12	HEGARTY, Katie	15	0	5	0.33	1	15	16	1.07	1	1	34.5	2.30
7	BULA, Cailin	77	4	93	1.21	1	37	38	0.49	2	1	232.5	3.02
1	BYBEL, Abbey	78	18	192	2.46	0	26	26	0.33	5	5	260.0	3.33
99	MILLS, Lauren	15	2	5	0.33	0	2	2	0.13	1	0	11.0	0.73
9	SCHEIDLER, Julianne	60	8	108	1.80	0	1	1	0.02	0	0	3.5	0.06
83	SHEA, McKenzie	2	0	0	0.00	0	0	0	0.00	0	1	0.0	0.00
13	ARMSTRONG, Carla	31	4	34	1.10	0	1	1	0.03	0	0	2.5	0.08
	TEAM		7										
	SMU.....	78	53	1375	17.63	20	340	190.0	2.44	30	21	1362.0	17.46
	Opponents.....	78	101	1373	17.60	51	242	172.0	2.21	47	31	1126.0	14.44

2015 TEAM RECORD
Overall 27-6
Conference 17-3
Home 14-2
Away 10-2
Neutral 3-2
3 games 15-2
4 games 9-3
5 games 3-1

2015
Head Coach - Lisa Seifert
27-6 Overall
(17-3 American Athletic Conference)
Conference Champions • NCAA 2nd Round

2015 MATCH RESULTS

DATE	OPPONENT	W/L	SCORE	SCORE-BY-SET	ATTEND
Aug 30, 2013	vs Quinnipiac	W	3-0	25-15,25-10,25-14	103
Aug 28, 2015	UTEP	W	3-1	25-19,25-14,24-26,25-19	238
Aug 28, 2015	#17 ARIZONA	L	1-3	23-25,25-22,25-27,20-25	387
Aug 29, 2015	TEXAS STATE	W	3-0	25-10,25-15,25-23	367
Sep 04, 2015	vs Cal State Fullerton	W	3-0	25-12,25-19,25-17	125
Sep 05, 2015	vs Santa Clara	W	3-1	25-21,22-25,25-18,25-22	150
Sep 05, 2015	at New Mexico	W	3-2	25-23,25-22,19-25,20-25,18-16	927
Sep 11, 2015	at UC Santa Barbara	W	3-1	25-22,25-13,24-26,25-17	182
Sep 12, 2015	vs #18 San Diego	W	3-1	15-25,25-23,25-20,25-20	89
Sep 12, 2015	vs #17 UCLA	L	0-3	20-25,22-25,16-25	95
Sep 18, 2015	CLEMSON	W	3-0	25-8,25-10,25-17	238
Sep 18, 2015	TCU	W	3-2	23-25,19-25,25-20,25-19,15-13	672
Sep 19, 2015	UTSA	W	3-1	25-17,25-17,21-25,25-23	328
Sep 25, 2015	at Houston*	L	0-3	17-25,27-29,23-25	348
Sep 27, 2015	at Tulane*	W	3-0	25-20,25-16,25-19	212
Sep 30, 2015	TULSA*	W	3-1	23-25,25-17,25-13,25-19	243
Oct 02, 2015	EAST CAROLINA*	W	3-0	25-12,25-14,25-8	212
Oct 09, 2015	TEMPLE*	W	3-0	25-13,25-23,25-17	328
Oct 11, 2015	CONNECTICUT*	W	3-0	25-13,28-26,25-23	319
Oct 16, 2015	at UCF*	W	3-2	22-25,25-18,22-25,28-26,15-6	307
Oct 18, 2015	at USF*	W	3-1	23-25,25-17,25-22,25-23	433
Oct 23, 2015	CINCINNATI*	W	3-0	25-18,27-25,25-18	318
Oct 25, 2015	MEMPHIS*	W	3-0	25-14,25-14,25-18	547
Oct 27, 2015	at Tulsa*	W	3-0	25-23,25-18,25-21	310
Nov 01, 2015	at East Carolina*	W	3-0	25-21,25-14,25-14	276
Nov 06, 2015	at Memphis*	W	3-1	25-20,22-25,25-19,25-9	533
Nov 08, 2015	at Cincinnati*	W	3-0	25-23,25-18,25-23	521
Nov 13, 2015	TULANE*	W	3-0	25-18,25-10,25-20	418
Nov 15, 2015	HOUSTON*	W	3-1	25-14,25-15,26-28,25-17	878
Nov 20, 2015	at Connecticut*	W	3-0	25-15,25-21,25-19	123
Nov 22, 2015	at Temple*	L	2-3	25-18,25-23,22-25,20-25,12-15	317
Nov 25, 2015	USF*	L	1-3	20-25,23-25,25-23,22-25	311
Nov 27, 2015	UCF*	W	3-0	25-15,25-21,25-21	418
Dec 03, 2015	vs Purdue^	L	1-3	27-25,17-25,26-28,16-25	1898

* - American Athletic Conference Match; ^ - NCAA Tournament Match

2015 OVERALL INDIVIDUAL STATISTICS

Overall record: 27-6 Conf: 17-3 Home: 14-2 Away: 10-2 Neutral: 3-2

##	Name	SP	MP-MS	K	K/Set	E	TA	Pct	A	A/Set	SA	SA/Set	SE
10	GIORDANO, Janelle	119	33-33	300	2.52	57	619	.393	11	0.09	8	0.07	15
1	BYBEL, Abbey	119	33-33	358	3.01	131	1055	.215	13	0.11	14	0.12	22
7	BULA, Cailin	118	33-7	312	2.64	102	798	.263	7	0.06	2	0.02	11
4	STEHLING, Kristen	119	33-33	264	2.22	81	605	.302	3	0.03	9	0.08	21
12	HEGARTY, Katie	111	32-27	273	2.46	113	704	.227	2	0.02	0	0.00	0
24	ADAMS, Brittany	119	33-6	86	0.72	40	316	.146	4	0.03	11	0.09	30
9	MILLS, Lauren	103	31-26	59	0.57	35	267	.090	10	0.10	32	0.31	44
11	ACKER, Avery	119	33-33	49	0.41	22	191	.141	1482	12.45	12	0.10	23
30	HEISE, Morgan	119	33-0	5	0.04	0	21	.238	82	0.69	19	0.16	17
6	LOCKETT, Taylor	3	3-0	2	0.67	2	6	.000	0	0.00	0	0.00	0
3	HINNERS, Aubry	7	6-0	1	0.14	1	5	.000	1	0.14	1	0.14	1
8	BRUNSTEIN, Kelly	1	1-0	0	0.00	0	2	.000	0	0.00	0	0.00	0
	SMU.....	119	33-33	1709	14.36	584	4589	.245	1615	13.57	108	0.91	184
	Opponents.....	119	33-33	1478	12.42	740	4617	.160	1406	11.82	89	0.75	172

##	Name	S	RE	DIG	Dig/S	BS	BA	Total	Blk/S	BE	BHE	POINTS	Pts/Set
10	GIORDANO, Janelle	119	3	79	0.66	24	164	188	1.58	19	4	414.0	3.48
1	BYBEL, Abbey	119	18	309	2.60	2	35	37	0.31	7	3	391.5	3.29
7	BULA, Cailin	118	19	76	0.64	2	70	72	0.61	2	1	351.0	2.97
4	STEHLING, Kristen	119	0	36	0.30	10	90	100	0.84	7	0	328.0	2.76
12	HEGARTY, Katie	111	0	44	0.40	5	78	83	0.75	5	1	317.0	2.86
24	ADAMS, Brittany	119	1	242	2.03	0	12	12	0.10	0	2	103.0	0.87
11	ACKER, Avery	119	0	344	2.89	6	58	64	0.54	6	3	96.0	0.81
9	MILLS, Lauren	103	29	213	2.07	1	8	9	0.09	1	2	96.0	0.93
30	HEISE, Morgan	119	7	721	6.06	0	0	0	0.00	0	2	24.0	0.20
6	LOCKETT, Taylor	3	0	0	0.00	0	1	1	0.33	0	0	2.5	0.83
3	HINNERS, Aubry	7	1	5	0.71	0	0	0	0.00	0	0	2.0	0.29
8	BRUNSTEIN, Kelly	1	0	0	0.00	1	0	1	1.00	0	0	1.0	1.00
	TEAM		12										
	SMU.....	119	89	2069	17.39	51	516	309.0	2.60	47	18	2126.0	17.87
	Opponents.....	119	108	2047	17.20	60	336	228.0	1.92	77	69	1795.0	15.08

2015 CONFERENCE INDIVIDUAL STATISTICS

OVERALL RECORD: 17-3 HOME: 9-1 AWAY: 8-2 NEUTRAL: 0-0

##	Name	SP	MP-MS	K	K/Set	E	TA	Pct	A	A/Set	SA	SA/Set	SE
10	GIORDANO, Janelle	69	20-20	171	2.48	31	347	.403	9	0.13	5	0.07	11
1	BYBEL, Abbey	69	20-20	209	3.03	73	612	.222	10	0.14	8	0.12	10
4	STEHLING, Kristen	69	20-20	172	2.49	46	391	.322	2	0.03	3	0.04	7
7	BULA, Cailin	69	20-2	179	2.59	52	460	.276	3	0.04	1	0.01	6
12	HEGARTY, Katie	67	20-19	173	2.58	61	419	.267	1	0.01	0	0.00	0
11	ACKER, Avery	69	20-20	32	0.46	13	111	.171	880	12.75	5	0.07	17
24	ADAMS, Brittany	69	20-1	42	0.61	20	162	.136	0	0.00	6	0.09	21
9	MILLS, Lauren	60	19-18	32	0.53	19	150	.087	7	0.12	16	0.27	26
30	HEISE, Morgan	69	20-0	4	0.06	0	13	.308	46	0.67	7	0.10	7
6	LOCKETT, Taylor	2	2-0	2	1.00	1	5	.200	0	0.00	0	0.00	0
3	HINNERS, Aubry	6	5-0	1	0.17	1	5	.000	1	0.17	0	0.00	1
	SMU.....	69	20-20	1017	14.74	317	2675	.262	959	13.90	51	0.74	106
	Opponents.....	69	20-20	847	12.28	448	2696	.148	804	11.65	51	0.74	95

##	Name	S	RE	DIG	Dig/S	BS	BA	Total	Blk/S	BE	BHE	POINTS	Pts/Set
10	GIORDANO, Janelle	69	0	48	0.70	16	106	122	1.77	14	3	245.0	3.55
1	BYBEL, Abbey	69	13	167	2.42	1	22	23	0.33	7	1	229.0	3.32
4	STEHLING, Kristen	69	0	17	0.25	6	54	60	0.87	5	0	208.0	3.01
7	BULA, Cailin	69	14	43	0.62	1	49	50	0.72	1	0	205.5	2.98
12	HEGARTY, Katie	67	0	24	0.36	3	46	49	0.73	4	0	199.0	2.97
11	ACKER, Avery	69	0	187	2.71	3	37	40	0.58	3	2	58.5	0.85
24	ADAMS, Brittany	69	0	160	2.32	0	7	7	0.10	0	0	51.5	0.75
9	MILLS, Lauren	60	16	124	2.07	1	4	5	0.08	1	1	51.0	0.85
30	HEISE, Morgan	69	2	444	6.43	0	0	0	0.00	0	2	11.0	0.16
6	LOCKETT, Taylor	2	0	0	0.00	0	1	1	0.50	0	0	2.5	1.25
3	HINNERS, Aubry	6	1	3	0.50	0	0	0	0.00	0	0	1.0	0.17
	TEAM		7										
	SMU.....	69	51	1217	17.64	31	326	194.0	2.81	35	9	1262.0	18.29
	Opponents.....	69	51	1193	17.29	27	180	117.0	1.70	39	45	1015.0	14.71

2016 TEAM RECORD
Overall 26-8
Conference 18-2
Home 11-2
Away 10-4
Neutral 5-2
3 games 16-4
4 games 7-2
5 games 3-2

2016
Head Coach - Lisa Seifert
26-8 Overall
(18-2 American Athletic Conference)
Conference Champions • NCAA 1st Round

2016 MATCH RESULTS

DATE	OPPONENT	W/L	SCORE	SCORE-BY-SET	ATTEND
Aug 26, 2016	MONTANA	W	3-0	25-17,25-16,25-17	275
Aug 26, 2016	UTSA	L	1-3	22-25,25-19,19-25,21-25	518
Aug 27, 2016	LITTLE ROCK	W	3-0	25-22,25-23,25-22	318
Sep 02, 2016	vs Pepperdine	L	1-3	25-27,25-21,23-25,19-25	308
Sep 02, 2016	at Arizona	L	0-3	11-25,21-25,21-25	1089
Sep 03, 2016	vs Alabama State	W	3-0	25-7,25-18,25-18	108
Sep 09, 2016	vs Delaware	W	3-0	25-16,25-20,25-15	142
Sep 10, 2016	vs High Point	W	3-0	25-23,25-16,25-11	102
Sep 10, 2016	at NC State	L	2-3	25-20,18-25,25-18,13-25,3-15	752
Sep 16, 2016	vs Sam Houston State	W	3-0	25-19,25-16,27-25	1484
Sep 16, 2016	at TCU	W	3-1	17-25,25-20,25-19,25-20	1484
Sep 17, 2016	vs #8 North Carolina	L	0-3	22-25,19-25,21-25	
Sep 22, 2016	ECU*	W	3-1	25-16,25-27,26-24,25-23	212
Sep 24, 2016	CINCINNATI*	W	3-2	25-16,22-25,25-22,16-25,15-10	498
Sep 30, 2016	at Tulane*	W	3-2	21-25,17-25,25-15,25-14,15-9	
Oct 02, 2016	at Houston*	W	3-0	25-17,25-7,25-14	656
Oct 07, 2016	CONNECTICUT*	W	3-1	25-14,17-25,25-17,25-20	579
Oct 09, 2016	TEMPLE*	L	2-3	19-25,23-25,25-21,25-19,9-15	418
Oct 12, 2016	TULSA*	W	3-1	25-18,25-23,16-25,25-15	204
Oct 14, 2016	at Memphis*	W	3-0	31-29,25-22,25-23	373
Oct 21, 2016	at USF*	W	3-1	25-18,25-16,21-25,25-20	371
Oct 23, 2016	at UCF*	W	3-0	25-16,25-22,25-21	
Oct 28, 2016	HOUSTON*	W	3-0	25-13,25-9,25-20	323
Oct 30, 2016	TULANE*	W	3-2	25-18,28-26,22-25,22-25,16-14	543
Nov 04, 2016	at Cincinnati*	L	0-3	22-25,13-25,23-25	2018
Nov 06, 2016	at ECU*	W	3-0	25-22,25-16,25-11	448
Nov 10, 2016	UCF*	W	3-0	25-17,25-17,25-22	347
Nov 12, 2016	USF*	W	3-0	25-16,25-23,25-20	278
Nov 16, 2016	at Tulsa*	W	3-0	25-16,25-19,25-22	231
Nov 20, 2016	MEMPHIS*	W	3-0	25-17,25-21,25-16	392
Nov 23, 2016	at TEMPLE*	W	3-1	25-22,25-17,22-25,28-26	316
Nov 25, 2016	at Connecticut*	W	3-1	16-25,25-11,25-12,25-17	208
Dec 02, 2016	vs Texas A&M^	W	3-0	25-23,25-23,25-18	
Dec 03, 2016	at #4 Texas^	L	0-3	15-25,18-25,12-25	3394

*American Athletic Conference Match; ^ - NCAA Tournament Match

2016 OVERALL INDIVIDUAL STATISTICS

Overall record: 26-8 Conf: 18-2 Home: 11-2 Away: 10-4 Neutral: 5-2

##	Name	SP	MP-MS	K	K/Set	E	TA	Pct	A	A/Set	SA	SA/Set	SE
12	HEGARTY, Katie	121	34-34	461	3.81	165	1177	.251	11	0.09	21	0.17	36
10	GIORDANO, Janelle	121	34-34	279	2.31	62	659	.329	3	0.02	0	0.00	0
9	MILLS, Lauren	121	34-34	304	2.51	149	1069	.145	22	0.18	18	0.15	34
4	STEHLING, Kristen	121	34-34	260	2.15	88	616	.279	10	0.08	26	0.21	55
24	ADAMS, Brittany	104	31-17	203	1.95	82	605	.200	4	0.04	3	0.03	4
1	PATTERSON, Kendall	121	34-34	55	0.45	10	149	.302	1325	10.95	38	0.31	32
6	HOMAN, Ashley	31	13-5	49	1.58	27	147	.150	1	0.03	0	0.00	2
2	WATTS, Montana	119	34-12	1	0.01	0	6	.167	7	0.06	17	0.14	19
30	HEISE, Morgan	121	34-0	1	0.01	0	9	.111	109	0.90	12	0.10	9
8	BRUNSTEIN, Kelly	9	7-0	3	0.33	8	24	-.208	0	0.00	0	0.00	0
3	HINNERS, Aubry	56	23-0	1	0.02	3	10	-.200	3	0.05	3	0.05	9
13	BOWMAN, Nastassja	6	3-0	1	0.17	0	3	.333	17	2.83	0	0.00	1
	SMU.....	121	34-34	1618	13.37	594	4474	.229	1512	12.50	138	1.14	201
	Opponents.....	121	34-34	1462	12.08	694	4475	.172	1387	11.46	106	0.88	225

##	Name	S	RE	DIG	Dig/S	BS	BA	Total	Blk/S	BE	BHE	POINTS	Pts/Set
12	HEGARTY, Katie	121	0	197	1.63	4	93	97	0.80	5	2	532.5	4.40
10	GIORDANO, Janelle	121	2	31	0.26	15	147	162	1.34	16	2	367.5	3.04
9	MILLS, Lauren	121	41	354	2.93	5	40	45	0.37	6	3	347.0	2.87
4	STEHLING, Kristen	121	1	62	0.51	4	85	89	0.74	3	2	332.5	2.75
24	ADAMS, Brittany	104	10	92	0.88	5	44	49	0.47	6	0	233.0	2.24
1	PATTERSON, Kendall	121	1	308	2.55	2	40	42	0.35	3	19	115.0	0.95
6	HOMAN, Ashley	31	3	43	.930	13	0.42	0	10	10	0.32	54.0	1.74
2	WATTS, Montana	119	15	423	.965	288	2.42	0	0	0	0.00	18.0	0.15
30	HEISE, Morgan	121	10	528	.981	626	5.17	0	0	0	0.00	13.0	0.11
8	BRUNSTEIN, Kelly	9	0	0	.000	4	0.44	0	4	4	0.44	5.0	0.56
3	HINNERS, Aubry	56	9	88	.898	48	0.86	0	0	0	0.00	4.0	0.07
13	BOWMAN, Nastassja	6	0	0	.000	9	1.50	0	0	0	0.00	1.0	0.17
	TEAM		14										
	SMU.....	121	106	2224	.952	2032	16.79	35	463	266.5	2.20	2022.5	16.71
	Opponents.....	121	138	2548	.946	1978	16.35	43	324	205.0	1.69	1773.0	14.65

2016 CONFERENCE INDIVIDUAL STATISTICS

OVERALL RECORD: 18-2 HOME: 9-1 AWAY: 9-1 NEUTRAL: 0-0

##	Name	SP	MP-MS	K	K/Set	E	TA	Pct	A	A/Set	SA	SA/Set	SE
12	HEGARTY, Katie	74	20-20	270	3.65	102	729	.230	10	0.14	18	0.24	29
10	GIORDANO, Janelle	74	20-20	175	2.36	35	411	.341	1	0.01	0	0.00	0
9	MILLS, Lauren	74	20-20	201	2.72	74	634	.200	14	0.19	8	0.11	19
4	STEHLING, Kristen	74	20-20	161	2.18	52	385	.283	6	0.08	14	0.19	32
24	ADAMS, Brittany	67	19-8	147	2.19	52	407	.233	2	0.03	0	0.00	1
1	PATTERSON, Kendall	74	20-20	41	0.55	4	99	.374	831	11.23	28	0.38	16
6	HOMAN, Ashley	15	6-2	24	1.60	14	70	.143	0	0.00	0	0.00	0
2	WATTS, Montana	73	20-10	1	0.01	0	6	.167	6	0.08	14	0.19	11
30	HEISE, Morgan	74	20-0	1	0.01	0	4	.250	75	1.01	9	0.12	4
8	BRUNSTEIN, Kelly	1	1-0	1	1.00	0	1	1.000	0	0.00	0	0.00	0
3	HINNERS, Aubry	29	13-0	1	0.03	1	5	.000	1	0.03	0	0.00	2
13	BOWMAN, Nastassja	1	1-0	0	0.00	0	1	.000	2	2.00	0	0.00	0
	SMU.....	74	20-20	1023	13.82	334	2752	.250	948	12.81	91	1.23	114
	Opponents.....	74	20-20	895	12.09	433	2758	.168	854	11.54	61	0.82	124

##	Name	S	RE	DIG	Dig/S	BS	BA	Total	Blk/S	BE	BHE	POINTS	Pts/Set
12	HEGARTY, Katie	74	0	7	1.000	157	2.12	3	67	70	0.95	324.5	4.39
10	GIORDANO, Janelle	74	1	18	.944	21	0.28	8	94	102	1.38	230.0	3.11
9	MILLS, Lauren	74	28	519	.946	205	2.77	2	26	28	0.38	224.0	3.03
4	STEHLING, Kristen	74	1	13	.923	40	0.54	3	57	60	0.81	206.5	2.79
24	ADAMS, Brittany	67	6	166	.964	41	0.61	4	31	35	0.52	166.5	2.49
1	PATTERSON, Kendall	74	0	4	1.000	192	2.59	1	23	24	0.32	81.5	1.10
6	HOMAN, Ashley	15	1	19	.947	4	0.27	0	5	5	0.33	26.5	1.77
2	WATTS, Montana	73	10	248	.960	193	2.64	0	0	0	0.00	15.0	0.21
30	HEISE, Morgan	74	1	295	.997	370	5.00	0	0	0	0.00	10.0	0.14
8	BRUNSTEIN, Kelly	1	0	0	.000	1	1.00	0	0	0	0.00	1.0	1.00
3	HINNERS, Aubry	29	5	38	.868	30	1.03	0	0	0	0.00	1.0	0.03
13	BOWMAN, Nastassja	1	0	0	.000	0	0.00	0	0	0	0.00	0.0	0.00
	TEAM		8										
	SMU.....	74	61	1336	.954	1254	16.95	21	303	172.5	2.33	1286.5	17.39
	Opponents.....	74	91	1597	.943	1226	16.57	28	165	110.5	1.49	1066.5	14.41

2017 TEAM RECORD
Overall 21-11
Conference 15-5
Home 9-7
Away 9-2
Neutral 3-2
3 games 10-4
4 games 7-4
5 games 4-3

2017
Head Coach - Lisa Seifert
21-11 Overall
(15-5 American Athletic Conference)
NIVC 1st Round

2017 MATCH RESULTS

DATE	OPPONENT	W/L	SCORE	SCORE-BY-SET	ATTEND
8/25/2017	Mississippi State	L	2-3	25-20, 23-25, 21-25, 25-27	0
8/25/2017	Rice	L	1-3	25-18, 21-25, 24-26, 19-25	583
8/26/2017	Texas A&M - CC	W	3-0	25-15, 27-25, 25-21	486
9/1/2017	Ole Miss	W	3-1	20-25, 25-23, 25-23, 25-21	0
9/2/2017	Arkansas State	W	3-0	27-25, 25-23, 25-16	0
9/2/2017	Virginia Tech	L	0-3	23-25, 24-26, 20-25	0
9/8/2017	UTSA	W	3-1	21-25, 25-23, 25-15, 25-20	0
9/8/2017	Texas State	W	3-2	27-29, 22-25, 25-22, 25-21, 16-14	778
9/9/2017	UMASS Lowell	W	3-0	25-12, 25-15, 25-12	0
9/15/2017	TCU	L	1-3	23-25, 25-21. 22-25, 22-25	763
9/16/2017	Arkansas	L	2-3	17-25, 25-23, 25-21, 22-25, 13-15	593
9/22/2017	Tulane*	W	3-1	21-25, 25-21, 25-22, 25-18	318
9/24/2017	Houston*	W	3-0	25-23, 25-23, 25-21	421
9/29/2017	at East Carolina*	W	3-2	19-25, 25-14, 27-25, 22-25, 15-7	723
10/2/2017	at Cincinnati*	W	3-2	25-21, 26-24, 25-20, 21-25, 21-19	403
10/6/2017	USF*	W	3-1	22-25, 25-15, 25-19, 25-20	322
10/8/2017	UCF*	W	3-0	25-21, 25-19, 25-15	518
10/13/2017	at Wichita State*	L	1-3	25-23, 18-25, 12-25, 12-25	3687
10/15/2017	at Memphis*	W	3-0	25-16, 25-13, 25-14	182
10/20/2017	At Connecticut*	W	3-0	25-23, 25-20, 27-25	443
10/22/2017	At Temple*	L	1-3	24-26, 25-23, 21-25, 12-25	371
10/26/2017	Cincinnati*	W	3-1	25-19, 15-25, 25-9. 25-22	322
10/28/2017	East Carolina*	W	3-0	25-19, 26-24, 25-17	391
11/3/2017	at Houston*	W	3-2	30-28, 23-25, 24-26, 25-23, 15-9	239
11/5/2017	at Tulane*	W	3-0	25-15, 25-18, 25-18	310
11/9/2017	Temple*	L	2-3	25-21, 25-17, 24-26, 22-25, 15-17	387
11/11/2017	Connecticut*	W	3-1	25-21, 25-17, 22-25, 25-20	445
11/17/2017	Memphis*	W	3-0	25-16, 25-18, 26-24	412
11/19/2017	Wichita State*	L	0-3	15-25, 11-25, 17-25	638
11/22/2017	at Tulsa*	W	3-1	24-26, 25-23, 25-23, 25-21	314
11/24/2017	Tulsa*	L	0-3	18-25, 17-25, 22-25	318
11/30/2017	Texas Tech^	L	0-3	24-26, 23-25, 20-25	0

*American Athletic Conference Match; ^ - NIVC Tournament Match

2017 OVERALL INDIVIDUAL STATISTICS

Overall record: 21-11 Conf: 15-5 Home: 9-7 Away: 9-2 Neutral: 3-2

##	Name	SP	MP-MS	K	K/Set	E	TA	Pct	A	A/Set	SA	SA/Set	SE
1	Kendall Patterson	121	32-32	64	0.53	8	138	.406	1216	10.05	18	0.15	34
2	Montana Watts	121	32-32	0	0.00	0	4	.000	98	0.81	15	0.12	23
3	Julia DiBona	113	31-4	0	0.00	0	2	.000	25	0.22	18	0.16	22
4	Lejla Camdzic	2	2-1	1	0.50	0	3	.333	0	0.00	0	0.00	0
5	Ali Lawson	21	8-1	0	0.00	0	0	.000	2	0.10	3	0.14	3
6	Allison Hughes	32	13-1	5	0.16	5	22	.000	127	3.97	1	0.03	4
8	Kelly Brunstein	111	31-29	228	2.05	106	518	.236	5	0.05	0	0.00	7
9	Lauren Mills	121	32-32	404	3.34	175	1392	.165	33	0.27	31	0.26	25
12	Katie Hegarty	63	16-15	189	3.00	73	497	.233	2	0.03	4	0.06	9
13	Lexi Nordmann	74	23-15	120	1.62	45	307	.244	5	0.07	1	0.01	3
19	Eva Linden	41	15-6	57	1.39	32	216	.116	6	0.15	1	0.02	3
21	Meryn Kennedy	104	30-28	196	1.88	84	478	.234	6	0.06	10	0.10	15
22	Hannah Hickman	3	2-0	2	0.67	1	4	.250	1	0.33	2	0.67	1
24	Brittany Adams	111	30-26	354	3.19	135	1101	.199	12	0.11	21	0.19	16
	SMU.....	121	32-32	1620	13.39	664	4682	.204	1538	12.71	125	1.03	165
	Opponents.....	121	32-32	1627	13.45	712	4821	.190	1542	12.74	103	0.85	235

##	Name	S	RE	DIG	Dig/S	BS	BA	Total	Blk/S	BE	BHE	POINTS	Pts/Set
1	Kendall Patterson	121	0	296	2.45	3	31	34.0	0.28	1	1	100.5	0.83
2	Montana Watts	121	23	609	5.03	0	0	0	0.00	0	0	15.0	0.12
3	Julia DiBona	113	15	245	2.17	0	0	0	0.00	0	0	18.0	0.16
4	Lejla Camdzic	2	0	0	0.00	0	0	0	0.00	0	0	1.0	0.50
5	Ali Lawson	21	0	18	0.86	0	0	0	0.00	0	0	3.0	0.14
6	Allison Hughes	32	0	22	0.69	0	4	4.0	0.13	1	3	8.0	0.25
8	Kelly Brunstein	111	1	38	0.34	19	85	104.0	0.94	10	1	289.5	2.61
9	Lauren Mills	121	36	412	3.40	6	54	60.0	0.50	0	4	468.0	3.87
12	Katie Hegarty	63	3	66	1.05	2	39	41.0	0.65	2	0	214.5	3.40
13	Lexi Nordmann	74	0	23	0.31	10	74	84.0	1.14	6	0	168.0	2.27
19	Eva Linden	41	3	30	0.73	3	18	21.0	0.51	6	0	70.0	1.71
21	Meryn Kennedy	104	0	94	0.90	14	98	112.0	1.08	19	0	269.0	2.59
22	Hannah Hickman	3	0	6	2.00	0	0	0	0.00	0	0	4.0	1.33
24	Brittany Adams	111	14	311	2.80	2	49	51.0	0.46	6	3	401.5	3.62
	SMU.....	121	103	2170	17.93	59	452	285.0	2.36	51	19	2,030.0	16.78
	Opponents.....	121	125	2161	17.86	69	386	262.0	2.17	55	50	1,992.0	16.46

2017 CONFERENCE INDIVIDUAL STATISTICS

Overall record: 21-11 Conf: 15-5 Home: 9-7 Away: 9-2 Neutral: 3-2

##	Name	SP	MP-MS	K	K/Set	E	TA	Pct	A	A/Set	SA	SA/Set	SE
1	Kendall Patterson	75	20-20	41	0.05	4	91	.407	795	10.60	11	0.15	21
2	Montana Watts	75	20-0	0	0.00	0	0	.000	74	0.99	6	0.08	15
3	Julia DiBona	69	19-1	0	0.00	0	2	.000	10	0.14	9	0.13	11
4	Lejla Camdzic	1	1-1	0	0.00	0	0	.000	0	0.00	0	0.00	0
5	Ali Lawson	8	3-1	0	0.00	0	0	.000	0	0.00	2	0.25	0
6	Allison Hughes	11	6-1	1	0.09	2	6	-.167	33	3.00	1	0.09	4
8	Kelly Brunstein	67	19-18	136	2.03	76	323	.186	4	0.06	0	0.00	2
9	Lauren Mills	75	20-20	246	3.28	103	869	.165	20	0.27	12	0.16	13
12	Katie Hegarty	51	13-12	145	2.84	57	387	.227	0	0.00	1	0.02	3
13	Lexi Nordmann	40	13-8	56	1.40	20	142	.254	1	0.03	0	0.00	0
19	Eva Linden	12	6-0	9	0.75	9	48	.000	1	0.08	0	0.00	0
21	Meryn Kennedy	70	20-19	126	1.80	58	306	.222	6	0.09	8	0.11	8
24	Brittany Adams	75	20-19	242	3.23	96	787	.186	10	0.13	18	0.24	15
	SMU.....	75	20-20	1002	13.36	425	2961	.195	954	12.72	68	0.91	92
	Opponents.....	75	20-20	987	13.16	447	2989	.181	941	12.55	58	0.77	136

##	Name	S	RE	DIG	Dig/S	BS	BA	Total	Blk/S	BE	BHE	POINTS	Pts/Se
1	Kendall Patterson	75	0	193	2.57	1	1	28.0	0.37	1	4	66.5	0.89
2	Montana Watts	75	10	392	5.23	0	0	0	0.00	0	0	6.0	0.08
3	Julia DiBona	69	9	144	2.09	0	0	0	0.00	0	0	9.0	0.13
4	Lejla Camdzic	1	0	0	0.00	0	0	0	0.00	0	0	0	0.00
5	Ali Lawson	8	0	5	0.63	0	0	0	0.00	0	0	2.0	0.25
6	Allison Hughes	11	0	12	1.09	0	0	0	0.00	0	1	2.0	0.18
8	Kelly Brunstein	67	1	23	0.34	12	53	65.0	0.97	7	1	174.5	2.60
9	Lauren Mills	75	22	252	3.36	4	26	30.0	0.40	0	2	275.0	3.67
12	Katie Hegarty	51	3	42	0.82	1	35	36.0	0.71	2	0	164.5	3.23
13	Lexi Nordmann	40	0	8	0.20	5	41	46.0	1.15	2	0	81.5	2.04
19	Eva Linden	12	1	4	0.33	0	3	3.0	0.25	3	0	10.5	0.88
21	Meryn Kennedy	70	0	61	0.87	12	64	76.0	1.09	16	0	178.0	2.54
24	Brittany Adams	75	8	233	3.11	1	37	38.0	0.51	1	1	279.5	3.73
	SMU.....	75	58	1369	18.25	36	286	179.0	2.39	32	9	1,249.0	16.65
	Opponents.....	75	68	1373	18.31	45	257	173.5	2.31	38	31	1,218.0	16.25

2018 TEAM RECORD
Overall 12-16
Conference 9-9
Home 9-5
Away 2-9
Neutral 1-2
3 games 6-5
4 games 2-6
5 games 4-4

2018
Head Coach - Lisa Seifert
12-16 Overall
(9-9 American Athletic Conference)

2018 MATCH RESULTS

DATE	OPPONENT	W/L	SCORE	SCORE-BY-SET	ATTEND
8/24/2018	Lipscomb	L	0-3	16-25, 20-25, 13-25	275
8/25/2018	Iowa	L	1-3	17-25, 25-21, 21-25, 18-25	124
8/31/2018	North Carolina State	L	1-3	18-25, 25-21, 23-25, 20-25	345
8/31/2018	Arkansas State	W	3-0	31-29, 25-22, 25-14	587
9/1/2018	Creighton	L	0-3	25-27, 24-26, 21-25	554
9/6/2018	TCU	L	1-3	23-25, 21-25, 27-25, 21-25	1176
9/7/2018	Montana State	L	2-3	21-25, 25-19, 25-21, 28-30, 15-17	75
9/8/2018	Louisiana	W	3-0	25-14, 25-20, 26-24	76
9/14/2018	Abilene Christian	W	3-2	25-22, 22-25, 25-14, 21-25, 15-10	319
9/15/2018	LSU	L	2-3	27-25, 20-25, 23-25, 25-22, 17-19	461
9/21/2018	Connecticut*	W	3-1	29-27, 22-25, 25-17, 25-15	466
9/23/2018	Temple*	W	3-0	25-21, 26-24, 25-22	789
9/28/2018	at Cincinnati*	L	0-3	18-25, 18-25, 20-25	405
9/30/2018	at East Carolina*	L	1-3	21-25, 25-16, 23-25, 18-25	454
10/5/2018	Houston*	W	3-0	25-22, 25-15, 25-19	424
10/12/2018	at Tulane*	L	2-3	29-27, 24-26, 22-25, 25-18, 11-15	198
10/14/2018	at Memphis*	L	2-3	25-27, 25-23, 20-25, 25-22, 13-15	172
10/19/2018	Wichita State*	W	3-2	25-16, 22-25, 16-25, 25-14, 17-15	371
10/21/2018	Tulsa*	W	3-0	25-14, 26-24, 28-26	621
10/26/2018	at USF*	L	2-3	25-23, 25-15, 22-25, 22-25, 10-15	452
10/28/2018	At UCF*	L	1-3	17-25, 16-25, 25-21, 14-25	508
11/2/2018	Memphis*	W	3-2	24-26, 19-25, 25-12, 30-28, 15-6	525
11/4/2018	Tulane*	L	0-3	17-25, 24-26, 18-25	718
11/9/2018	at Tulsa*	W	3-2	18-25, 25-21, 20-25, 25-14, 15-12	221
11/11/2018	at Wichita State*	W	3-0	25-23, 26-24, 28-26	1758
11/16/2018	UCF*	L	0-3	21-25, 22-25, 23-25	417
11/18/2018	USF*	W	3-1	25-21, 22-25, 25-20, 26-24	507
11/21/2018	at Houston*	L	1-3	18-25, 25-14, 22-25, 17-25	225

*American Athletic Conference Match

2018 OVERALL INDIVIDUAL STATISTICS
Overall record: 12-16 Conf: 9-9 Home: 9-5 Away: 2-9 Neutral: 1-2

##	Name	SP	MP-MS	K	K/Set	E	TA	Pct	A	A/Set	SA	SA/Set	SE
1	Kendall Patterson	106	27-17	21	0.20	3	49	.367	555	5.24	23	0.22	27
2	Montana Watts	106	27-0	1	0.01	1	12	.000	78	0.74	18	0.17	6
3	Maddie Pernecky	8	6-0	0	0.00	0	1	.000	1	0.13	0	0.00	0
7	Lily Heim	104	27-10	2	0.02	6	19	-.211	581	5.59	13	0.13	33
8	Kelly Brunstein	67	21-12	92	1.37	63	309	.094	0	0.00	0	0.00	1
10	Hannah Jacobs	72	23-11	204	2.83	123	581	.139	1	0.01	1	0.01	2
13	Lexi Nordmann	105	27-27	182	1.73	50	446	.296	3	0.03	0	0.00	0
14	Bria' Merchant	104	27-5	0	0.00	0	8	.000	34	0.33	18	0.17	22
15	Ryan Palmieri	54	25-9	98	1.81	65	339	.097	3'	0.06	2	0.04	5
18	Rachel Woulfe	96	26-9	208	2.17	84	585	.212	3	0.03	0	0.00	0
19	Eva Linden	57	22-8	98	1.72	43	302	.182	1	0.02	0	0.00	0
21	Meryn Kennedy	106	27-27	167	1.58	56	425	.261	7	0.07	11	0.10	9
24	Brittany Adams	105	27-27	310	2.95	142	1044	.161	10	0.10	16	0.15	9
	SMU.....	106	27-27	1383	13.05	636	4120	.181	1283	12.10	102	0.96	127
	Opponents.....	106	27-27	1435	13.54	599	4156	.201	1361	12.84	103	0.97	190

##	Name	S	RE	DIG	Dig/S	BS	BA	Total	Blk/S	BE	BHE	POINTS	Pts/Set
1	Kendall Patterson	106	5	246	2.32	0	0	0	0.00	0	7	44.0	0.42
2	Montana Watts	106	18	581	5.48	0	0	0	0.00	0	1	19.0	0.18
3	Maddie Pernecky	8	1	9	1.13	0	0	0	0.00	0	0	0	0.00
7	Lily Heim	104	0	212	2.04	1	3	4.0	0.04	0	22	17.5	0.17
8	Kelly Brunstein	67	0	13	0.19	1	38	39.0	0.58	2	1	112.0	1.67
10	Hannah Jacobs	72	9	35	0.49	1	22	23.0	0.32	4	0	217.0	3.01
13	Lexi Nordmann	105	1	22	0.21	7	93	100.0	0.95	6	0	235.5	2.24
14	Bria' Merchant	104	20	221	2.13	0	0	0	0.00	0	4	18.0	0.17
15	Ryan Palmieri	54	10	62	1.15	0	7	7.0	0.13	1	1	103.5	1.92
18	Rachel Woulfe	96	0	44	0.46	2	58	60.0	0.63	3	0	239.0	2.49
19	Eva Linden	57	3	24	0.42	1	33	34.0	0.60	3	1	115.5	2.03
21	Meryn Kennedy	106	3	82	0.77	15	94	109.0	1.03	19	0	240.0	2.26
24	Brittany Adams	105	23	325	3.10	0	31	31.0	0.30	1	0	341.5	3.25
	SMU.....	106	103	1876	17.70	28	379	217.5	2.05	39	37	1,702.5	16.06
	Opponents.....	106	103	1811	17.08	45	427	258.5	2.44	60	44	1,796.5	16.95

2018 CONFERENCE INDIVIDUAL STATISTICS
Overall record: 12-16 Conf: 9-9 Home: 9-5 Away: 2-9 Neutral: 1-2

##	Name	SP	MP-MS	K	K/Set	E	TA	Pct	A	A/Set	SA	SA/Set	SE
1	Kendall Patterson	67	17-8	11	0.16	2	32	.281	337	5.03	18	0.27	16
2	Montana Watts	67	17-0	1	0.01	1	9	.000	44	0.66	12	0.18	5
3	Maddie Pernecky	8	6-0	0	0.00	0	1	.000	1	0.13	0	0.00	0
7	Lily Heim	65	17-9	2	0.03	3	15	-0.67	393	6.05	10	0.15	18
8	Kelly Brunstein	34	11-3	36	1.06	31	138	.036	0	0.00	0	0.00	1
10	Hannah Jacobs	53	16-7	152	2.87	89	428	.147	1	0.02	0	0.00	0
13	Lexi Nordmann	66	17-17	125	1.89	32	296	.314	2	0.03	0	0.00	0
14	Bria' Merchant	67	17-5	0	0.00	0	5	.000	26	0.39	10	0.15	16
15	Ryan Palmieri	33	17-5	64	1.94	37	200	.135	1	0.03	1	0.03	0
18	Rachel Woulfe	57	16-8	127	2.23	51	353	.215	2	0.04	0	0.00	0
19	Eva Linden	38	14-6	71	1.87	26	212	.212	1	0.03	0	0.00	0
21	Meryn Kennedy	67	17-17	110	1.64	34	277	.274	6	0.09	11	0.16	3
24	Brittany Adams	67	17-17	189	2.82	94	682	.139	7	0.10	12	0.18	16
	SMU.....	67	17-17	888	13.25	400	2648	.184	827	12.34	74	1.10	75
	Opponents.....	67	17-17	887	13.24	364	2639	.198	845	12.61	61	0.91	103

##	Name	S	RE	DIG	Dig/S	BS	BA	Total	Blk/S	BE	BHE	POINTS	Pts/Set
1	Kendall Patterson	67	5	163	2.43	0	0	0	0.00	0	4	29.0	0.43
2	Montana Watts	67	13	379	5.66	0	0	0	0.00	0	1	13.0	0.19
3	Maddie Pernecky	8	1	9	1.13	0	0	0	0.00	0	0	0	0.00
7	Lily Heim	65	0	151	2.32	1	2	3.0	0.05	0	17	14.0	0.22
8	Kelly Brunstein	34	0	8	0.24	0	14	14.0	0.41	0	1	43.0	1.26
10	Hannah Jacobs	53	6	23	0.43	0	19	19.0	0.36	2	0	161.5	3.05
13	Lexi Nordmann	66	0	17	0.26	0	52	58.0	0.88	2	0	157.0	2.38
14	Bria' Merchant	67	13	162	2.42	6	0	0	0.00	0	3	10.0	0.15
15	Ryan Palmieri	33	1	25	0.76	0	2	2.0	0.06	0	1	66.0	2.00
18	Rachel Woulfe	57	0	28	0.49	0	33	34.0	0.60	3	0	144.5	2.54
19	Eva Linden	38	0	18	0.47	1	25	25.0	0.66	1	0	83.5	2.20
21	Meryn Kennedy	67	3	53	0.79	0	61	70.0	1.04	15	0	160.5	2.40
24	Brittany Adams	67	13	202	3.01	9	21	21.0	0.31	1	0	211.5	3.16
	SMU.....	67	61	1238	18.48	17	229	131.5	1.96	24	27	1,093.5	16.32
	Opponents.....	67	74	1166	17.40	29	277	167.5	2.50	36	27	1,115.5	16.65

2019 TEAM RECORD
Overall 18-10
Conference 11-5
Home 9-4
Away 7-4
Neutral 2-2
3 games 10-3
4 games 5-3
5 games 3-4

2019
Head Coach - Lisa Seifert
18-10 Overall
(11-5 American Athletic Conference)
Western Division Champions

2019 MATCH RESULTS

DATE	OPPONENT	W/L	SCORE	SCORE-BY-SET	ATTEND
8/30/2019	Bradley	W	3-0	25-23, 25-17, 25-18	443
8/30/2019	UTSA	W	3-0	25-13, 25-19, 25-17	682
8/31/2019	SFA	L	2-3	24-26, 25-20, 12-25, 25-18, 13-15	721
9/05/2019	at Oral Roberts	W	3-2	26-24, 24-26, 25-14, 12-25, 16-14	314
9/07/2019	vs UIW	W	3-0	25-19, 25-23, 25-19	0
9/13/2019	at Missouri State	W	3-0	25-15, 25-22, 25-23	282
9/18/2019	TCU	W	3-0	25-20, 25-20, 25-18	819
9/21/2019	at Oklahoma	L	1-3	25-23, 19-25, 19-25, 26-28	613
9/27/2019	at Houston*	L	2-3	25-15, 25-14, 25-27, 20-25, 14-16	561
9/29/2019	at Tulane*	L	2-3	25-19, 19-25, 25-27, 25-17, 10-15	465
10/04/2019	Tulsa*	W	3-2	18-25, 25-13, 25-22, 23-25, 17-15	864
10/06/2019	Wichita St*.	W	3-0	25-14, 25-20, 25-18	734
10/11/2019	Memphis*	W	3-1	25-23, 21-25, 25-15, 25-21	574
10/13/2019	at South Fla.*	W	3-1	25-22, 18-25, 25-22, 25-18	448
10/18/2019	Temple*	W	3-0	25-19, 25-16, 25-20	641
10/20/2019	UConn*	W	3-0	25-10, 25-21, 26-24	924
10/25/2019	at East Carolina*	W	3-1	25-23, 25-17, 23-25, 25-13	528
10/27/2019	at Cincinnati*	L	0-3	21-25, 24-26, 23-25	362
11/01/2019	at Memphis*	W	3-2	19-25, 25-16, 27-25, 19-25, 15-13	384
11/03/2019	UCF*	L	1-3	24-26, 25-20, 21-25, 19-25	932
11/08/2019	at Wichita St.*	W	3-1	25-23, 26-28, 25-18, 31-29	1751
11/10/2019	at Tulsa*	W	3-1	25-20, 25-16, 23-25, 25-22	313
11/15/2019	Tulane*	L	2-3	25-20, 25-21, 15-25, 17-25, 12-15	827
11/17/2019	Houston*	W	3-0	25-16, 25-21, 28-26	1181
11/23/2019	UCF*	L	0-3	17-25, 13-25, 23-25	331
11/29/2019	North Texas	L	1-3	15-25, 22-26, 25-14, 27-29	548

*American Athletic Conference Match

2019 OVERALL INDIVIDUAL STATISTICS
Overall record: 18-10 Conf: 11-5 Home: 9-4 Away: 7-4 Neutral: 2-2

##	Name	SP	MP-MS	K	K/Set	E	TA	Pct	A	A/Set	SA	SA/Set	SE
1	Kendall Patterson	98	26-0	5	0.05	2	54	.056	29	0.30	8	0.08	12
2	Montana Watts	100	26-22	1	0.01	2	29	-.034	77	0.77	16	0.16	26
4	Kaylyn Winkler	59	19-15	126	2.14	28	279	.351	4	0.07	0	0.00	1
6	Jadyn Bauss	68	22-11	115	1.69	64	429	.119	10	0.15	11	0.16	16
7	Lily Heim	100	26-26	66	0.66	12	154	.351	1161	11.61	15	0.15	23
10	Hannah Jacobs	96	25-7	319	3.32	151	869	.193	5	0.05	0	0.00	0
12	Makayla Miller	86	25-12	13	0.15	1	60	.200	21	0.24	19	0.22	19
14	Bria' Merchant	78	23-8	2	0.03	1	6	.167	13	0.17	5	0.06	10
18	Rachel Woulfe	91	24-24	268	2.95	83	663	.279	1	0.01	0	0.00	0
21	Meryn Kennedy	96	26-25	171	1.78	45	395	.319	9	0.09	19	0.20	21
23	Mekenzi Heckman	71	23-14	220	3.10	110	577	.191	5	0.07	6	0.08	25
58	Alex Glover	55	19-13	96	1.75	29	238	.282	1	0.02	0	0.00	0
	SMU.....	100	26-26	1402	14.02	528	3753	.233	1336	13.36	99	0.99	153
	Opponents.....	100	26	1250	12.50	541	3820	.186	1174	11.74	118	1.18	160

##	Name	S	RE	DIG	Dig/S	BS	BA	Total	Blk/S	BE	BHE	POINTS	Pts/Set
1	Kendall Patterson	98	15	259	2.64	0	0	0	0.00	0	2	13.0	0.13
2	Montana Watts	100	13	517	5.17	0	0	0	0.00	0	0	17.0	0.17
4	Kaylyn Winkler	59	0	11	0.19	9	48	57.0	0.97	7	0	159.0	2.69
6	Jadyn Bauss	68	18	125	1.84	2	10	12.0	0.18	3	0	133.0	1.96
7	Lily Heim	100	0	289	2.89	3	44	47.0	0.47	4	13	106.0	1.06
10	Hannah Jacobs	96	6	36	0.38	0	30	30.0	0.31	5	0	334.0	3.48
12	Makayla Miller	86	24	192	2.23	0	1	1.0	0.01	0	0	32.5	0.38
14	Bria' Merchant	78	9	172	2.21	0	0	0	0.00	0	0	7.0	0.09
18	Rachel Woulfe	91	0	38	0.42	2	74	76.0	0.84	2	1	307.0	3.37
21	Meryn Kennedy	96	0	70	0.73	11	93	104.0	1.08	12	1	247.5	2.58
23	Mekenzi Heckman	71	20	87	1.23	1	18	19.0	0.27	2	0	236.0	3.32
58	Alex Glover	55	0	16	0.29	10	34	44.0	0.80	1	0	123.0	2.24
	SMU.....	100	118	1812	18.12	38	352	214.0	2.14	36	17	1,715.0	17.15
	Opponents.....	100	99	1561	15.61	34	437	252.5	2.53	52	22	1,620.5	16.21

2019 CONFERENCE INDIVIDUAL STATISTICS
Overall record: 18-10 Conf: 11-5 Home: 9-4 Away: 7-4 Neutral: 2-2

##	Name	SP	MP-MS	K	K/Set	E	TA	Pct	A	A/Set	SA	SA/Set	SE
1	Kendall Patterson	64	16-0	3	0.05	1	33	.061	19	0.30	5	0.08	9
2	Montana Watts	64	16-14	0	0.00	1	19	-.053	37	0.58	12	0.19	16
4	Kaylyn Winkler	31	10-7	80	2.58	16	168	.381	1	0.03	0	0.00	1
6	Jadyn Bauss	47	14-8	98	2.09	45	334	.159	4	0.09	8	0.17	9
7	Lily Heim	64	16-16	39	0.61	6	96	.344	753	11.77	12	0.19	10
10	Hannah Jacobs	63	16-1	200	3.17	107	570	.163	3	0.05	0	0.00	0
12	Makayla Miller	55	15-9	9	0.16	0	43	.209	13	0.24	7	0.13	11
14	Bria' Merchant	60	16-7	2	0.03	1	6	.167	10	0.17	5	0.08	9
18	Rachel Woulfe	64	16-16	185	2.89	56	449	.287	1	0.02	0	0.00	0
21	Meryn Kennedy	60	16-15	110	1.83	34	251	.303	6	0.10	12	0.20	16
23	Mekenzi Heckman	38	13-7	101	2.66	56	260	.173	4	0.11	0	0.00	10
58	Alex Glover	39	12-10	76	1.95	20	171	.327	0	0.00	0	0.00	0
	SMU.....	64	16-16	903	14.11	343	2400	.233	851	13.30	61	0.95	91
	Opponents.....	64	16-16	803	12.55	366	2456	.178	765	11.95	69	1.08	103

##	Name	S	RE	DIG	Dig/S	BS	BA	Total	Blk/S	BE	BHE	POINTS	Pts/Set
1	Kendall Patterson	64	8	172	2.69	0	0	0	0.00	0	2	8.0	0.13
2	Montana Watts	64	9	326	5.09	0	0	0	0.00	0	0	12.0	0.19
4	Kaylyn Winkler	31	0	2	0.06	8	23	31.0	1.00	5	0	99.5	3.21
6	Jadyn Bauss	47	14	84	1.79	2	9	11.0	0.23	2	0	112.5	2.39
7	Lily Heim	64	0	177	2.77	3	36	39.0	0.61	2	11	72.0	1.13
10	Hannah Jacobs	63	2	30	0.48	0	24	24.0	0.38	5	0	212.0	3.37
12	Makayla Miller	55	16	123	2.24	0	1	1.0	0.02	0	0	16.5	0.30
14	Bria' Merchant	60	6	133	2.22	0	0	0	0.00	0	0	7.0	0.12
18	Rachel Woulfe	64	0	28	0.44	1	44	45.0	0.70	2	1	208.0	3.25
21	Meryn Kennedy	60	0	41	0.68	9	67	76.0	1.27	7	0	164.5	2.74
23	Mekenzi Heckman	38	9	33	0.87	0	8	8.0	0.21	0	0	105.0	2.76
58	Alex Glover	39	0	12	0.31	5	27	32.0	0.82	1	0	94.5	2.42
	SMU.....	64	69	1161	18.14	28	239	147.5	2.30	24	14	1,111.5	17.37
	Opponents.....	64	62	976	15.25	23	288	167.0	2.61	38	16	1,039.0	16.23

2020-21TEAM RECORD
Overall 8-6
Conference 4-4
Home 7-5
Away 1-1
Neutral 0-0
3 games 4-1
4 games 1-2
5 games 3-3

2020-21
Head Coach - Lisa Seifert
8-6 Overall
(4-4 American Athletic Conference)

2020-21 MATCH RESULTS

DATE	OPPONENT	W/L	SCORE	SCORE-BY-SET	ATTEND
1/29/2021	Rice	W	3-2	25-27, 25-20, 14-25, 25-18, 15-5	253
1/30/2021	Rice	W	3-0	25-20, 25-23, 25-20	339
2/4/2021	UTSA	W	3-0	25-20, 25-19, 25-12	254
2/5/2021	UTSA	W	3-2	21-25, 25-17, 25-22, 25-27, 15-8	157
2/11/2021	Houston*	L	0-3`	19-25, 16-25, 22-25	273
2/12/2021	Houston*	L	2-3	20-25, 21-25, 25-22, 25-23, 21-23	347
2/26/2021	at Wichita State*	L	1-3	25-22, 18-25, 19-25, 19-25	820
2/27/2021	at Wichita State*	W	3-2	24-26, 18-25, 25-20, 25-19, 16-14	781
3/4/2021	Tulane*	L	1-3	33-31, 23-25, 20-25, 23-25	317
3/5/2021	Tulane*	W	3-1	25-21, 29-27, 18-25, 25-17	218
3/12/2021	Tulsa*	W	3-0	25-22, 30-28, 25-18	345
3/13/2021	Tulsa*	W	3-0	25-15, 25-13, 25-14	386
3/19/2021	Texas Tech	L	2-3	25-22, 24-26, 21-25, 25-19, 12-15	431
3/20/2021	Texas Tech	L	2-3	21-25, 25-23, 25-21, 17-25, 11-15	401

*American Athletic Conference Match

2020-21 OVERALL INDIVIDUAL STATISTICS
Overall record: 8-6 Conf: 4-4 Home: 7-5 Away: 1-1 Neutral: 0-0

##	Name	SP	MP-MS	K	K/Set	E	TA	Pct	A	A/Set	SA	SA/Set	SE
4	Kaylyn Winkler	42	12-11	73	1.74	20	168	.315	2	0.05	0	0.00	0
6	Jadyn Bauss	57	14-14	209	3.67	87	619	.197	6	0.11	11	0.19	15
7	Lily Heim	49	12-12	25	0.51	10	87	.172	529	10.80	9	0.18	12
8	Audrey Penn	5	2-1	6	1.20	5	24	0.42	0	0.00	0	0.00	0
10	Hannah Jacobs	57	14-8	194	3.40	89	503	.209	5	0.09	0	0.00	0
12	Makayla Miller	57	14-4	4	0.07	5	24	.042	0	0.00	0	0.00	11
14	Bria' Merchant	57	14-2	0	0.00	1	4	-.250	32	0.56	17	0.30	11
18	Rachel Woulfe	49	12-12	136	2.78	46	349	.258	1	0.02	0	0.00	2
19	Breyann Sands	36	11-0	0	0.00	0	4	0.00	0	0.00	3	0.08	8
21	Meryn Kennedy	20	5-4	22	1.10	13	69	.130	4	0.20	2	0.10	1
27	Zairyn Hemsley	37	11-2	10	0.27	2	33	.242	80	2.16	8	0.22	11
58	Alex Glover	57	14-14	93	1.63	26	261	.257	4	.007	2	0.04	5
	SMU.....	57	14-14	772	13.54	304	2151	.218	680	11.93	59	1.04	76
	Opponents.....	57	14-14	760	13.33	285	2153	.221	704	12.35	57	1.00	133

##	Name	S	RE	DIG	Dig/S	BS	BA	Total	Blk/S	BE	BHE	POINTS	Pts/Set
4	Kaylyn Winkler	42	0	7	0.17	12	33	45.0	1.07	8	0	101.5	2.42
6	Jadyn Bauss	57	14	212	3.72	2	17	19.0	0.33	1	0	230.5	4.04
7	Lily Heim	49	1	124	2.53	1	15	16.0	0.33	2	6	42.5	0.87
8	Audrey Penn	5	0	0	0.00	0	3	3.0	0.60	1	0	7.5	1.50
10	Hannah Jacobs	57	14	40	0.70	0	21	21.0	0.37	4	2	204.5	3.59
12	Makayla Miller	57	4	179	3.14	0	0	0	0.00	1	0	11.0	0.19
14	Bria' Merchant	57	13	214	3.75	0	0	0	0.00	1	0	17.0	0.30
18	Rachel Woulfe	49	0	27	0.55	1	27	28.0	0.57	0	0	150.5	3.07
19	Breyann Sands	36	1	53	1.47	0	0	0	0.00	0	0	3.0	0.08
21	Meryn Kennedy	20	1	14	0.7-	1	8	9.0	0.45	1	0	29.0	1.45
27	Zairyn Hemsley	37	0	98	2.65	0	3	3.0	0.08	0	3	19.5	0.53
58	Alex Glover	57	0	25	0.44	10	47	57.0	1.00	4	0	128.5	2.25
	SMU.....	57	14	993	17.42	27	174	114.0	2.00	23	11	945.0	16.58
	Opponents.....	57	14	951	16.68	24	200	124.0	2.18	16	10	941.0	16.51

2020-21CONFERENCE INDIVIDUAL STATISTICS
OVERALL RECORD: 8-6 HOME: 7-5 AWAY: 1-1 NEUTRAL: 0-0

##	Name	SP	MP-MS	K	K/Set	E	TA	Pct	A	A/Set	SA	SA/Set	SE
4	Kaylyn Winkler	28	8-7	49	1.75	14	114	.307	2	0.07	0	0.00	0
6	Jadyn Bauss	31	8-8	107	3.45	55	347	.150	5	0.16	4	0.13	10
7	Lily Heim	23	6-6	11	0.48	3	40	.200	246	10.70	6	0.26	8
8	Audrey Penn	5	2-1	6	1.20	5	24	0.42	0	0.00	0	0.00	0
10	Hannah Jacobs	31	8-7	105	3.39	55	275	.182	3	0.10	0	0.00	0
12	Makayla Miller	31	8-0	2	0.06	3	15	-0.67	13	0.42	2	0.06	3
14	Bria' Merchant	31	8-1	0	0.00	0	1	.000	18	0.58	13	0.42	7
18	Rachel Woulfe	23	6-6	66	2.87	30	183	.197	0	0.00	0	0.00	0
19	Breyann Sands	28	8-0	0	0.00	0	3	.000	0	0.00	3	0.11	7
21	Meryn Kennedy	8	2-2	9	1.13	6	28	.107	0	0.00	1	0.13	0
27	Zairyn Hemsley	14	5-2	7	0.50	2	24	.208	76	5.43	4	0.29	5
58	Alex Glover	31	8-8	50	1.61	16	150	.227	2	0.06	0	0.00	3
	SMU.....	31	8-8	412	13.29	189	1204	.185	365	11.77	33	1.06	43
	Opponents.....	31	8-8	420	13.55	176	1198	.204	394	12.71	35	1.13	67

##	Name	S	RE	DIG	Dig/S	BS	BA	Total	Blk/S	BE	BHE	POINTS	Pts/Set
4	Kaylyn Winkler	28	0	2	0.07	7	29	36.0	1.29	6	0	70.5	2.52
6	Jadyn Bauss	31	8	128	4.13	2	10	12.0	0.39	0	0	118.0	3.81
7	Lily Heim	23	0	59	2.57	0	12	12.0	0.52	2	4	23.0	1.00
8	Audrey Penn	5	0	0	0.00	0	3	3.0	0.60	1	0	7.5	1.50
10	Hannah Jacobs	31	9	24	0.77	0	15	15.0	0.48	2	2	112.5	3.63
12	Makayla Miller	31	1	101	3.26	0	0	0	0.00	1	0	4.0	0.13
14	Bria' Merchant	31	9	98	3.16	0	0	0	0.00	1	0	13.0	0.42
18	Rachel Woulfe	23	0	17	0.74	1	16	17.0	0.74	0	0	75.0	3.26
19	Breyann Sands	28	1	43	1.54	0	0	0	0.00	0	0	3.0	0.11
21	Meryn Kennedy	8	0	8	1.00	0	4	4.0	0.50	1	0	12.0	1.50
27	Zairyn Hemsley	14	0	39	2.79	0	3	3.0	0.21	0	3	12.5	0.89
58	Alex Glover	31	0	20	0.65	5	28	33.0	1.06	2	0	69.0	2.23
	SMU.....	31	35	539	17.39	15	120	75.0	2.42	16	9	520.0	16.77
	Opponents.....	31	33	538	17.35	8	140	78.0	2.52	8	8	533.0	17.19

ABILENE CHRISTIAN (1-0)
9/14/2018 H W 3-2 %

AIR FORCE (2-0)
10/17/1998 A W 3-1
11/13/1998 H W 3-1

ALABAMA (1-1)
9/4/2009 A L 0-3
9/3/2011 H W 3-2

ALABAMA A&M (1-0)
9/21/2013 N W 3-0 #

ALABAMA STATE (1-0)
9/3/2016 N W 3-0 #

ARIZONA (0-2)
8/28/2015 H L 1-3 %
9/2/2016 A L 0-3 #

ARIZONA STATE (1-1)
9/13/2003 H L 0-3 %
9/11/2009 N W 3-2 #

ARKANSAS (1-3)
9/21/1996 H L 1-3
11/27/2004 N L 0-3 #
9/13/2014 A W 3-2 #
9/16/2017 H L 2-3 #

ARK.-LITTLE ROCK (3-0)
9/6/1997 N W 3-2 #
9/15/2012 N W 3-2 #
8/27/2016 H W 3-0 %

ARKANSAS STATE (3-0)
9/19/1998 N W 3-0 #
9/2/2017 A W 3-0
8/31/2017 H W 3-0 %

ARMY (0-1)
9/1/2012 N L 1-3 #

AUBURN (2-2)
9/13/1996 H L 0-3 %
9/21/2002 N W 3-0 #
8/26/2006 H W 3-2 %
9/8/2012 H L 0-3 %

BALL STATE (0-2)
8/26/2005 A L 0-3
9/21/2013 N L 1-3 #

BAYLOR (4-6)
9/14/1996 H L 0-3 %
10/27/1998 A L 1-3
9/11/1999 H W 3-2 %
9/6/2000 A L 0-3
11/12/2003 H W 3-1
9/8/2007 H L 1-3
8/29/2008 A L 0-3 #
8/28/2010 A W 3-2
11/24/2012 H W 3-1
9/3/2013 A L 0-3

BOISE STATE (3-1)
9/29/2001 A W 3-0
10/6/2002 H W 3-0
9/27/2003 A W 3-0
9/25/2004 H L 1-3

BOWLING GREEN (1-0)
9/18/1999 N W 3-0 #

BRADLEY (1-0)
8/30/2019 H W 3-0 %

BUTLER (2-0)
9/10/1999 H W 3-0 %
8/27/10 N W 3-1

BYU (0-2)
10/11/1996 H L 0-3
11/9/1996 A L 0-3

CALIFORNIA (0-1)
9/14/2002 H L 0-3 %

CAL POLY SLO (1-2)
9/18/1999 N L 1-3 #
9/6/2003 A L 2-3 #
9/4/2004 H W 3-0 %

UC IRVINE (0-1)
9/9/2006 N L 2-3 #

UC RIVERSIDE (0-1)
9/17/2005 N L 0-3 #

CAL STATE FULLERTON (1-2)
9/17/2005 A L 1-3 #
8/25/2012 N L 0-3 #
9/4/2015 N W 3-0 #

CAL ST. NORTHRIDGE (0-1)
9/11/2004 A L 2-3 #

CHARLESTON SOUTHERN (1-0)
8/24/2002 N W 3-0 #

CHARLOTTE (0-2)
8/31/2002 A L 0-3 #
9/10/2005 N L 1-3 #

CHATTANOOGA (1-0)
9/16/2006 N W 3-0 #

CINCINNATI (9-3)
10/6/2013 H W 3-0
11/8/2013 A W 3-1
10/3/2014 A W 3-1
11/9/2014 H W 3-1
10/23/2015 H W 3-0
11/8/2015 A W 3-0
9/24/2016 H W 3-2
11/4/2016 A L 0-3
10/1/2017 A W 3-2
10/26/2017 H W 3-1
9/28/2018 A L 0-3
10/27/2019 A L 0-3

CLEMSON (1-3)
9/13/1997 H L 2-3 %
9/19/1997 A L 0-3
9/18/1998 N L 0-3 #
9/18/2015 H W 3-0 %

COASTAL CAROLINA (1-0)
9/8/2001 N W 3-1 #

COLLEGE OF CHARLESTON (2-0)
9/20/2013 A W 3-1 #
9/19/2014 H W 3-0 %

COLORADO STATE (0-5)
9/28/1996 H L 0-3
10/17/1996 A L 0-3
10/10/1998 H L 1-3
11/6/1998 A L 0-3
9/17/1999 A L 0-3

CONNECTICUT (13-0)
9/25/1999 A W 3-1
9/27/2013 A W 3-0
11/3/2013 H W 3-0
10/26/2014 A W 3-1
11/21/2014 H W 3-1
11/11/2015 H W 3-0
11/20/2015 A W 3-0
10/7/2016 H W 3-1
11/25/2016 A W 3-1
10/20/2017 A W 3-0
11/11/2017 H W 3-1'
9/21/2018 H W 3-1
10/20/2019 H W 3-0

CORNELL (1-1)
9/10/2004 N W 3-1 #
9/9/2005 N L 0-3 #

CREIGHTON (0-1)
9/1/2018 H L 0-3 %

DAVIDSON (1-0)
9/6/2013 H W 3-1 %

DELAWARE (1-0)
9/9/2016 N W 3-0 #

DAYTON (1-0)
9/13/2019 N W 3-0 #

DENVER (1-0)
9/20/08 A L 1-3 #

DUKE (0-2)
9/1/2001 H L 0-3 %
9/9/2005 N L 2-3 %

EAST CAROLINA (15-5)
10/28/2005 A W 3-2
9/29/2006 H L 1-3
9/23/2007 A L 2-3
11/15/2007 N L 0-3 *
10/26/2008 A L 2-3
10/2/2009 H W 3-0
10/15/2010 A W 3-0
11/7/2010 H W 3-0
10/21/2011 H W 3-0
9/21/2012 H W 3-0
10/19/2014 H W 3-0
11/28/2014 A W 3-0
10/2/2015 H W 3-0
11/1/2015 A W 3-0
9/22/2016 H W 3-1
11/6/2016 A W 3-0
9/29/2017 A W 3-2
10/28/2017 H W 3-0
9/30/2018 A L 1-3
10/25/2019 A W 3-1

EAST TENNESSEE ST. (1-0)
8/31/2002 N W 3-0 #

EASTERN ILLINOIS (2-0)
8/25/2007 H W 3-2
9/12/2008 N W 3-0 #

FAIRFIELD (1-0)
11/26/2004 N W 3-1 #

FORDHAM (1-0)
8/30/2014 M W 3-0 #

FRESNO STATE (1-10)
10/3/1997 A L 1-3
11/1/1997 H L 0-3
10/22/1999 H L 0-3
11/18/1999 A L 0-3
10/21/2000 A L 1-3
11/20/2000 H L 0-3
10/8/2001 H L 0-3
10/17/2002 A L 1-3
11/22/2002 N L 0-3 ~
10/25/2003 H W 3-2
10/23/2004 A L 0-3

GEORGIA (1-0)
8/30/2014 N W 3-1 #

GEORGIA STATE (1-0)
9/20/1997 A W 3-0
9/19/08 N W 3-1 #

GEORGIA TECH (2-2)
9/20/1997 A L 0-3
9/12/2008 A W 3-2 #
8/25/2012 A L 2-3 #
9/5/2014 H W 3-0 %

GRAMBLING STATE (2-0)
9/2/2006 H W 3-0 %
9/6/2013 H W 3-0 %

HARVARD (1-1)
9/24/1999 N W 3-0 #
9/14/2013 N L 2-3 #

HAWAII (0-10)
10/10/1997 H L 0-3
11/8/1997 A L 0-3
10/16/1999 A L 0-3
11/12/1999 H L 1-3
10/5/2000 A L 0-3
10/28/2000 H L 0-3
10/14/2001 A L 0-3
10/19/2002 H L 0-3
10/18/2003 A L 0-3
10/16/2004 H L 1-3
11/19/2004 N L 0-3 ~

HIGH POINT (1-0)
9/10/2016 N W 3-0 #

HOLY CROSS (1-0)
9/15/2007 N W 3-0

HOUSTON (23-18)
9/23/1998 A L 0-3
9/29/1999 H L 2-3
11/21/2001 H L 2-3
10/23/2002 A L 0-3
10/7/2005 A L 0-3
11/6/2005 H L 0-3
11/18/2005 N L 1-3 ^
10/29/206 A W 3-2
11/10/2006 H W 3-0
10/7/2007 H L 0-3
11/9/2007 A W 3-2
10/04/2008 A L 1-3
10/31/2008 H W 3-1
10/9/2009 A W 3-0
10/24/2009 H W 3-0
10/23/2010 A L 1-3
11/19/2010 H W 3-2
10/2/2011 H W 3-2
11/11/2011 A W 3-1
9/30/2012 A L 0-3
11/9/2012 H W 3-1
10/25/2013 H W 3-1
11/27/2013 A W 3-0
10/10/2014 H W 3-1
11/2/2014 A W 3-0
9/25/2015 A L 0-3
11/15/2015 H W 3-1
10/2/2016 A W 3-0
10/28/2016 H W 3-0
9/24/2017 H W 3-0
11/3/2017 A W 3-2
10/5/2018 H W 3-0
11/21/2018 A L 1-3
9/27/2019 A L 2-3
11/17/2019 H W 3-0
10/5/2018 H W 3-0
11/21/2018 A L 1-3
9/27/2019 A L 2-3
11/17/2019 H W 3-0
2/11/2021 H L 0-3
2/12/2021 H L 2-3

HOUSTON BAPTIST (1-0)
9/19/2014 H W 3-0 %

INCARNATE WORD (1-0)
9/7/2019 N W 3-0

INDIANA (0-1)
9/16/2006 A L 0-3 #

Iowa (0-1)
8/25/2017 N L 1-3

JACKSON STATE (1-0)
9/9/2000 H W 3-0 %

JACKSONVILLE STATE (1-0)
9/4/2009 N W 3-0 #

KENTUCKY (0-3)
9/19/1998 A L 1-3
8/31/2001 H L 1-3 %
8/30/2003 N L 2-3 #

LAMAR (4-0)
8/31/2007 H W 3-0
8/30/08 N W 3-1 #
9/3/2011 H W 3-0
8/31/2013 N W 3-0 #

LIBERTY (1-0)
9/11/1998 H W 3-0 %

LIPSCOMB (0-1)
8/24/2018 A L 0-3 #

LONG BEACH STATE (0-1)
9/9/2011 A L 0-3

LOUISIANA (1-0)
9/8/2018 N W 3-0 #

LOUISIANA MONROE (1-0)
8/26/2006 H W 3-0 %

LOUISIANA TECH (10-1)
9/6/1996 N L 1-3 #
9/4/1998 N W 3-0 #
10/19/2001 H W 3-0
11/10/2001 A W 3-1
9/27/2002 A W 3-1
11/17/2002 H W 3-1
10/4/2003 H W 3-0
11/8/2003 A W 3-0
11/21/2003 N W 3-0 ~
10/2/2004 A W 3-1
11/6/2004 H W 3-0

LOUISVILLE (0-2)
10/4/2013 H L 0-3
11/10/2013 A L 1-3

LOYOLA-CHICAGO (1-0)
9/20/2003 A W 3-1 #

LOYOLA-MARYMOUNT (0-2)
9/16/2005 N L 2-3 #
9/9/2006 A L 0-3 #

LSU (1-1)
11/24/2000 N W 3-0 #
9/18/2004 H L 1-3 #
9/15/2018 H L 2-3 %

MARSHALL (4-5)
10/30/2005 A L 0-3
10/1/2006 H L 0-3
9/21/2007 H L 1-3
10/24/2008 A W 3-0
10/3/2009 H W 3-1
10/17/2010 A W 3-2
11/5/2010 H W 3-1
10/23/2011 A L 2-3
9/23/2012 H L 2-3

MARYLAND (1-0)
9/20/2003 N W 3-2 #

MARYLAND - B.C. (1-0)
9/16/2000 N W 3-1 #

MCNEESE STATE (1-1)
8/25/2007 H W 3-0
9/5/2009 N L 2-3 #

MEMPHIS (17-6)
10/23/2005 H W 3-0
10/15/2006 A L 1-3
11/2/2007 H L 1-3
10/17/2008 A L 1-3
10/17/2009 H W 3-0
10/9/2010 H W 3-0
10/10/2010 H W 3-1
10/14/2011 A L 2-3
10/30/2011 H W 3-2
11/21/2012 H W 3-2
10/11/2013 A W 3-1
11/17/2013 H W 3-0
10/5/2014 A L 0-3
11/7/2014 H W 3-1
10/25/2015 H W 3-0
11/6/2015 A W 3-1
10/14/2016 A W 3-0
11/20/2016 H W 3-0
10/15/2017 A W 3-0
11/17/2017 H W 3-0
10/14/2018 A L 2-3
11/2/2018 H W 3-2
10/11/2019 H W 3-1
11/1/2019 A W 3-2

MERCER (1-0)
9/15/2006 N W 3-0 #

MIAMI (0-1)
9/17/2004 H L 0-3 #

MISSISSIPPI (2-2)
9/12/1998 H W 3-2 %
9/7/2007 H L 0-3
9/13/2008 A L 1-3 #
9/1/2017 N W 3-1

MISSISSIPPI STATE (1-1)
9/13/1997 H W 3-1 %
8/25/2017 H L 2-3 %

MISSOURI STATE (1-1)
8/27/2011 N L 0-3
9/13/2019 A W 3-0

MONTANA (3-0)
09/05/2008 H W 3-0 %
9/11/2009 A W 3-2
8/26/2016 H W 3-0 %

MONTANA STATE (0-1)
9/7/2018 N L 2-3 #

NEVADA (2-6)
8/30/1996 A L 0-3
10/7/2000 A L 0-3
10/27/2000 H L 0-3
9/27/2001 A L 1-3
10/3/2002 H L 2-3
10/23/2003 H W 3-1
10/21/2004 A L 0-3
9/8/2006 N W 3-2 #

NEW HAMPSHIRE (0-2)
9/24/1999 N L 2-3 #
9/15/2007 A L 0-3

NEW MEXICO (3-5)
10/4/1996 A L 0-3
11/2/1996 H L 1-3
9/25/1999 N W 3-1 #
9/20/2002 A L 2-3
9/10/2010 A L 1-3
9/15/2012 N L 0-3 #
9/20/2014 H W 3-2 %
9/5/2015 A W 3-2 #

NEW MEXICO STATE (0-1)
8/28/2009 N L 2-3 #

NEW ORLEANS (1-1)

9/5/1997 N W 3-2 #
09/05/2008 H L 1-3 %

NC STATE (1-2)
9/4/1999 N W 3-0 #
9/10/2016 A L 2-3 #
8/31/2017 H L 1-3 %

NORTH CAROLINA (0-1)
9/17/2016 N L 0-3 #

NORTH DAKOTA (1-0)
9/12/2009 N W 3-0 #

NORTH TEXAS (11-3)
9/6/1996 A L 1-3 #
9/9/1997 A W 3-0
9/16/1998 H W 3-0
10/12/1999 A W 3-1
9/8/2000 H W 3-1 %
11/6/2001 H W 3-1
9/25/2002 A W 3-1
10/1/2003 H W 3-0
11/10/2004 A W 3-0
8/31/2005 H W 3-0
10/07/2008 A W 3-0
9/2/2009 H W 3-1
11/21/2012 H L 0-3
11/29/2019 H L 1-3

NORTHEASTERN (1-0)
9/14/2013 N W 3-2 #

NORTHEASTERN ILLINOIS (1-0)
9/6/1997 N W 3-0 #

NORTHERN ARIZONA (1-0)
9/4/2004 H W 3-0 %

NORTHERN COLORADO (1-0)
8/28/2009 N L 2-3 #

NORTHWESTERN (0-1)
8/31/2002 N L 0-3 #

NORTHWESTERN ST. (1-0)
9/12/1998 H W 3-0 %

OKLAHOMA (2-3)
9/20/2001 A W 3-0
8/26/2011 A L 0-3
9/14/2012 A L 0-3 #
9/6/2014 H W 3-2 %
9/21/2019 A L 1-3

OHIO (1-1)
8/29/1997 N L 1-3 #
9/16/2000 A W 3-2 #

ORAL ROBERTS (3-2)
11/8/2000 H L 2-3
9/19/2001 A L 3-1
9/2/2005 H W 3-0 %
8/27/2011 N W 3-0
9/5/2019 A W 3-2

OREGON STATE (0-1)
9/9/2011 N L 2-3

PEPPERDINE (0-1)
9/2/2016 N L 1-3 #
PORTLAND (2-1)
8/31/1996 N L 0-3 #
8/29/1997 N W 3-2 #
9/2/2000 N W 3-0 #

PRAIRIE VIEW A&M (3-0)
8/25/2006 H W 3-0 %
9/8/2007 H W 3-0
08/30/2008 N W 3-0 #

PURDUE (0-1)
12/3/2015 N L 1-3 !

QUINNIPIAC (1-0)
8/30/2013 N W 3-0 #

RICE (12-24)
10/24/1996 A L 1-3
11/23/1996 H L 0-3
9/26/1997 H W 3-0
10/25/1997 A W 3-2
10/23/1998 H L 1-3
11/21/1998 A L 0-3
10/28/1999 A W 3-1
11/27/1999 H W 3-1
10/13/2000 H W 3-0
11/18/2000 A L 1-3
10/18/2001 H L 1-3
11/8/2001 A L 2-3
10/24/2002 A L 1-3
11/13/2002 H L 2-3
10/11/2003 H W 3-2
10/30/2003 A L 3-0
10/9/2004 A L 0-3
10/28/2004 H L 0-3
10/8/2005 A L 2-3
11/4/2005 H L 0-3
10/27/2006 A L 1-3
11/12/2006 H W 3-2
10/5/2007 H W 3-2
11/10/2007 A L 0-3
10/03/2008 A L 0-3
11/02/2008 H L 1-3
10/10/2009 A L 1-3
10/23/2009 H W 3-2
10/22/2010 A W 3-2
11/21/2010 H W 3-2
9/30/2011 H L 1-3
11/13/2011 A L 0-3
9/28/2012 A L 2-3
11/11/2012 H L 1-3
8/25/2017 H L 2-3 %
1/29/2021 H W 3-2
1/30.2021 H W 3-0
RUTGERS (2-0)
9/29/2013 A W 3-1
11/1/2013 H W 3-0

SAINT MARY'S (1-0)
9/6/2003 N W 3-1 #

SACRAMENTO STATE (1-0)
9/11/2010 N W 3-1

SAM HOUSTON STATE (5-0)
9/12/1997 H W 3-1 %
11/5/2003 A W 3-1
11/3/2004 H W 3-0
9/7/2013 H W 3-0 %
9/16/2016 N W 3-0 #

SAN DIEGO (1-0)
9/12/2015 N W 3-1

SAN DIEGO STATE (1-2)
10/11/1997 H L 0-3
11/6/1997 A L 0-3
9/8/2001 N W 3-1 #

SAN FRANCISCO (0-2)
9/13/2013 N L 2-3 #
8/29/2014 A L 0-3 #

SAN JOSE STATE (3-10)
10/4/1997 A L 2-3
10/31/1997 H L 1-3
11/24/1998 N L 0-3 ~
10/23/1999 H W 3-2
11/19/1999 A L 1-3
10/20/2000 A L 0-3
11/21/2000 H L 0-3
10/5/2001 H W 3-2
11/16/2001 N L 0-3 ~
10/11/2002 A L 1-3
10/15/2003 A W 3-1
11/22/2003 N L 3-1 ~
10/14/2004 H L 0-3

SANTA CLARA (1-1)
9/17/2011 N L 2-3
9/5/2015 N W 3-1 #

SOUTH DAKOTA (1-0)
9/13/2014 N W 3-0 #

SOUTH FLORIDA (9-4)
9/7/2002 A L 1-3 #
10/18/2013 H L 2-3
11/24/2013 A W 3-0
9/28/2014 H W 3-0
11/14/2014 A W 3-1
10/18/2015 A W 3-1
11/25/2015 H L 1-3
10/21/2016 A W 3-1
11/12/2016 H W 3-1
10/6/2017 H W 3-1
10/26/2018 A L 2-3
11/18/2018 H W 3-1
10/13/2019 A W 3-1

SOUTHERN MISS (5-3)
9/24/2006 H L 0-3
11/16/2006 N W 3-2 ^
10/12/2007 A W 3-1
9/28/2008 H W 3-1
11/6/2009 A L 1-3
10/3/2010 H W 3-2
11/4/2011 A L 2-3
11/5/2011 A W 3-2
10/7/2012 A W 3-0

SOUTHWEST TEXAS (1-1)
9/14/1996 H W 3-2 %
9/5/1998 A L 1-3

SW MISSOURI STATE (1-0)
9/6/2002 N W 3-1 #

STEPHEN F. AUSTIN (4-9)
9/21/1996 N L 1-3 #
10/28/1997 H L 1-3
9/8/1998 A L 0-3
9/1/1999 H W 3-0
9/9/2000 H L 0-3 %
9/4/2001 A L 0-3
9/12/2003 H W 3-1 %
9/28/2004 A W 3-0
10/3/2006 H L 2-3
9/4/2007 A L 2-3
9/06/2008 H L 2-3 %
8/28/2010 N W 3-0
8/31/2019 H L 2-3 %

STETSON (1-0)
9/7/2002 N W 3-0 #

STONY BROOK (2-0)
9/2/2005 H W 3-0 %
9/12/2014 N W 3-0 #

SYRACUSE (3-0)
9/2/2000 N W 3-1 #
9/14/2007 N W 3-2
9/18/2009 H W 3-1 %

TAMU-CORPUS CHRISTI (2-0)
9/1/2012 N W 3-0 #
8/26/2017 H W 3-0 %

TCU (14-7)
9/7/1996 N W 3-2 #
10/19/1996 H L 1-3
11/13/1996 A W 3-0
10/18/1997 H W 3-0
11/14/1997 A L 1-3
10/3/1998 A W 3-2
10/30/1998 H W 3-1
10/8/1999 A W 3-0
11/6/1999 H W 3-0
9/22/2000 A L 1-3
11/10/2000 H W 3-1
10/2/2001 H W 3-1
9/8/2009 H W 3-2
9/21/2010 A W 3-1
9/2/2011 H L 1-3
8/31/2012 A L 0-3 #
9/18/2015 H W 3-2 %
9/16/2016 A W 3-1 #
9/15/2017 H L 1-3 #
9/6/2018 A L 1-3 #
9/18/2019 H W 3-0

TEMPLE (5-7)
9/21/2002 N L 2-3 #
10/13/2013 A L 1-3
11/15/2013 H W 3-0
10/24/2014 A L 2-3
11/23/2014 H W 3-1
10/9/2015 H W 3-0
11/22/2015 A L 2-3
10/9/2016 H L 2-3
11/23/2016 A W 3-1
10/22/2017 A L 1-3
11/9/2017 H L 2-3
9/23/2018 H W 3-0
10/18/2019 H W 3-0

TENN-CHATTANOOGA (1-0)
9/13/2003 A W 3-0

TENNESSEE TECH (1-0)
8/29/2003 N W 3-1 #

TEXAS (1-4)
9/7/1999 A L 0-3
10/2/2000 H W 3-0
9/3/2004 H L 0-3 %
9/17/2011 A L 0-3
12/3/2016 A L 0-3 !

TEXAS A&M (1-0)
12/2/2016 N W 3-0 !

TEXAS-ARLINGTON (5-5)
11/19/1996 H W 3-2
9/5/1997 A L 0-3
10/7/1997 A W 3-2
9/1/1998 H W 3-1
10/5/1999 A L 1-3
9/26/2000 H L 2-3
10/9/2001 A L 2-3
9/17/2002 H L 0-3
9/1/2006 H W 3-1 %
9/03/2008 H W 3-0

TEXAS-PAN AMERICAN (1-0)
9/25/1998 H W 3-0

UT-SAN ANTONIO (11-4)
8/30/1997 N W 3-0 #
9/11/1999 H W 3-2 %
11/25/2000 N L 1-3 #
9/14/2002 H W 3-1 %
9/5/2003 N W 3-2 #
8/29/2006 A L 0-3
9/11/2007 H W 3-0
8/29/2009 N W 3-1 #
9/16/2011 N L 1-3
9/19/2015 H W 3-1 %
8/26/16 H L 1-3 %
9/8/2017 N W 3-1 #
8/30/2019 H W 3-0 #
2/4/2021 H W 3-0
2/5/2021 H W 3-2

TEXAS SOUTHERN (1-0)
9/6/2014 H W 3-1 %

TEXAS STATE (4-2)
9/18/2009 H W 3-1 %
9/3/2010 H W 3-1
9/7/2012 H L 0-3 %
8/30/2013 A L 1-3 #
8/29/2015 H W 3-0 %
9/8/2017 N W 3-2 #

TEXAS TECH (2-8)
8/30/1996 N L 0-3 #
9/20/1996 N L 0-3 #
8/30/1997 A L 0-3
9/30/1998 H L 0-3
9/3/1999 A L 0-3
9/3/2005 H L 0-3 %
9/1/2007 A W 3-1
9/3/2010 H W 3-0
11/30/2017 N L 0-3
3/19/2021 H L 2-3
3/20/2021 H L 2-3

TOLEDO (1-0)
9/2/2006 H W 3-2 %

TULANE (14-18)
9/7/2001 A L 0-3 #
9/13/2002 H L 1-3 %
10/14/2005 H W 3-0
11/13/2005 A W 3-0
10/6/2006 A L 0-3
10/22/2006 H L 1-3
9/30/2007 A L 0-3
10/26/2007 H L 0-3
10/12/2008 H L 0-3
11/07/2008 A L 0-3
9/27/2009 A L 2-3
10/30/2009 H L 1-3
11/20/2009 N L 1-3 ^
10/1/2010 A W 3-2
10/8/2011 H L 1-3
10/9/2011 H W 3-1
10/12/2012 H W 3-2
11/4/2012 A L 0-3
10/12/2014 H W 3-2
10/31/2014 A W 3-0
9/27/2015 A W 3-0
11/13/2015 H W 3-0
9/30/2016 A W 3-2
10/30/2016 H W 3-2
9/22/2017 H W 3-1
11/5/2017 A W 3-0
10/12/2018 A L 2-3
11/4/2018 H L 0-3
9/29/2019 A L 2-3
11/15/2019 H L 2-3
3/4/2021 H L 1-3
3/5/2021 H W 3-1

TULSA (30-18)
10/26/1996 A W 3-1
11/22/1996 H W 3-1
9/27/1997 H W 3-0
10/23/1997 A W 3-2
10/24/1998 H W 3-1
11/19/1998 A L 2-3
10/30/1999 A W 3-1
11/26/1999 H W 3-0
9/29/2000 A L 1-3
11/4/2000 H W 3-0
10/24/2001 A W 3-0
11/4/2006 A L 0-3
11/17/2006 N L 0-3 ^
10/19/2007 A L 1-3
10/21/2007 H L 2-3
9/16/2008 H L 1-3
11/16/2008 A W 3-1
11/12/2009 A L 0-3
11/14/2009 H L 1-3
10/6/2010 H L 2-3
11/27/2010 A L 1-3
10/5/2011 A W 3-2
11/26/2011 H W 3-2
9/19/2012 A L 1-3
10/19/2012 H L 0-3
11/16/2012 A L 0-3 ^
10/15/2014 A L 1-3
11/26/2014 H W 3-1
9/30/2015 H W 3-1
10/27/2015 A W 3-0
11/22/2017 A W 3-1
11/24/2017 H L 0-3
10/21/2018 H W 3-0
11/9/2018 A W 3-2
10/4/2019 H W 3-2
11/10/2019 A W 3-1
3/12/2021 H W 3-0
3/13/2021 H W 3-0

UAB (8-3)
10/21/2005 H W 3-2
11/17/2005 N W 3-1 ^
10/13/2006 A W 3-0
11/4/2007 H L 0-3
10/19/2008 A L 0-3
10/16/2009 H W 3-0
9/24/2010 A W 3-0
9/25/2010 A W 3-0
10/16/2011 A W 3-0
10/28/2011 H W 3-0
10/25/2012 A L 2-3
10/12/2016 H W 3-1
11/16/2016 A W 3-0

UC DAVIS (0-1)
9/4/2010 H L 1-3

UCF (14-9)
10/4/2005 H W 3-1
9/22/2006 A W 3-2
10/14/2007 A W 3-1
9/26/2008 H W 3-2
11/20/2008 N L 1-3 *
11/8/2009 A W 3-1
10/29/2010 H W 3-2
11/14/2010 A W 3-1
9/23/2011 A L 0-3
11/20/2011 H L 2-3
10/5/2012 A W 3-1
10/20/2013 H W 3-0
11/22/2013 A W 3-1
9/26/2014 H L 2-3
11/16/2014 A L 2-3
10/16/2015 A W 3-2
11/27/2015 H W 3-0
10/21/2016 A W 3-0
11/10/2016 H W 3-0
10/8/2017 H W 3-0
10/28/2018 A L 1-3
11/16/2018 H L 0-3
11/3/2019 H L 1-3
11/23/2019 N L 0-3
UCLA (0-1)
9/12/2015 N L 0-3 #

UC SANTA BARBARA (2-0)
9/10/2010 N W 3-1
9/11/2015 A W 3-1 #

UMASS Lowell (1-0)
9/9/2017 N W 3-0 #

UNLV (1-3)
10/15/1998 A L 2-3
11/14/1998 H L 0-3
9/10/2004 N W 3-0 #
9/20/2008 N L 0-3 #

UTAH (0-6)
10/12/1996 H L 2-3
11/8/1996 A L 0-3
10/16/1997 A L 0-3
11/21/1997 H L 1-3
11/24/1997 N L 0-3 ~
9/3/1999 N L 0-3 #

UTAH STATE (0-1)
9/10/2011 N W 3-1

UTEP (22-9)

10/5/1996	A	L	0-3	
11/1/1996	H	L	0-3	
11/4/1999	A	W	3-1	
11/13/1999	H	W	3-1	
10/14/2000	H	W	3-1	
11/16/2000	A	L	0-3	
10/26/2001	A	W	3-1	
11/3/2001	H	W	3-1	
11/1/2002	H	W	3-1	
11/9/2002	A	L	1-3	
9/25/2003	A	W	3-0	
11/15/2003	H	W	3-0	
9/23/2004	H	W	3-0	
11/13/2004	A	W	3-2	
10/16/2005	H	W	-1	
11/11/2005	A	L	0-3	
10/8/2006	A	W	32	
10/20/2006	H	W	3-1	
9/28/2007	A	W	3-	
10/28/2007	H	W	3-2	
10/10/2008	H	W	3-2	
11/09/2008	A	L	0-3	
9/25/2009	A	L	0-3	
1/1/2009	H	W	3-0	
10/31/2010	H	W	3-0	
1/12/2010	A	W	3-2	
9/5/2011	A	L	2-3	
11/18/2011	H	W	3-0	
10/14/2012	H	W	3-1	
11\/2/2012	A	L	1-3	
8/8/2015	H	W	3-1	%

VILANOVA (2-0)

9/16/2000	N	W	3-0	#
9/1/2007	N	W	3-0	

VIRGINIA TECH (1-1)

9/5/1998	N	W	3-0	#
9/2/2017	N	L	0-3	

WAKE FOREST (0-1)

8/30/2003	A	L	3-1	#

WEBER STATE (2-1)

9/1/2000	A	W	3-1	#
9/1/2001	H	W	3-2	%
9/14/2019	N	L	0-3	#

WESTERN CAROLINA (1-0)

8/24/2007	H	W	3-0	

WICHITA STATE (6-5)

8/31/1996	N	W	3-1	#
9/14/2010	A	L	0-3	
9/6/2012	H	L	2-3	%
10/13/2017	A	L	1-3	
11/19/2017	H	L	0-3	
10/19/2018	H	W	3-2	
11/11/2018	A	W	3-0	
10/6/2019	H	W	3-0’	
11/8/2019	A	W	3-1	
2/26/2021	A	L	1-3	
2/27/2021	A	W	3-2	

WILLIAM & MARY (1-0)

9/19/2009	H	W	3-1	%

WISCONSIN - MIL.(1-0)

9/17/2004	H	W	3-1	#

WRIGHT STATE (2-0)

9/4/1999	N	W	3-0	#
8/27/2005	N	W	3-0	

WYOMING (0-3)

9/27/1996	H	L	0-3	
10/9/1998	H	L	0-3	
11/7/1998	A	L	0-3	

XAVIER (1-0)

9/19/2003	N	W	3-0	#

^ C-USA Tournament Match
~ WAC Tournament Match
% SMU Invitational Match
# Mid-Season Tournament
! NCAA Championship

CONFERENCE CHAMPIONSHIPS

2003 Western Athlatic Eastern Division Champions
2015 American Athletic Champions
2016 American Athletic Champions
2019 American Athletic Western Division Champions

AVCA ALL-AMERICA

Year	Player	Team
2009	Dana Powell	Honorable Mention
	Kendra Kahanek	Honorable Mention
2010	Dana Powell	Honorable Mention
2012	Caroline Young	Honorable Mention
2013	Avery Acker	Honorable Mention
2014	Avery Acker	Honorable Mention
	Caroline Young	Honorable Mention
2015	Avery Acker	Honorable Mention
	Janelle Giordano	Honorable Mention
	Morgan Heise	Honorable Mention
2016	Morgan Heise	Honorable Mention

AVCA ALL-REGION

Year	Player	Team	Region
2009	Dana Powell	1st	Midwest
	Kendra Kahanek	Honorable Mention	Midwest
2010	Dana Powell	1st	Midwest
	Jessica Oliver	Honorable Mention	Midwest
2011	Courtney Manning	Honorable Mention	Midwest
2012	Caroline Young	1st	Midwest
	Courtney Manning	Honorable Mention	Midwest
2013	Avery Acker	Honorable Mention	Southeast
2014	Caroline Young	1st	Southeast
	Avery Acker	Honorable Mention	Southeast
	Janelle Giordano	Honorable Mention	Southeast
2015	Avery Acker	1st	Southeast
	Janelle Giordano	1st	Southeast
	Morgan Heise	1st	Southeast
2016	Katie Hegarty	1st	Southeast
	Janelle Giordano	Honorable Mention	Southeast
	Morgan Heise	Honorable Mention	Southeast

ALL-WAC

Year	Player	Pos.	Team
1997	Charity Savedra	DS	2nd
1999	Erin Pryor	OH	2nd
2001	Tara Hatfield	S	1st
	Janna Newsom	MB	1st
	Beth Karasek	OH	2nd
	Leslie Lasiter	MB	2nd
	Sara Warner	DS	2nd
2002	Leslie Lasiter	MB	1st
2003	Jessica Mihm	S	1st
	Beth Karasek	OH	2nd
	Kelly Larkan	MB	2nd
	Jacky Niederstadt	OH	2nd
2004	Beth Karasek	OH	1st

ALL-CONFERENCE USA

Year	Player	Pos.	Team
2005	Natalie Peters	MB	2nd
2006	Rachel Giubilato	OH	1st
	Kendra Kahanek	MB	Fr.
2007	Candice Davis	L	2nd
	Kathryn Wilkerson	OH	Fr.
2008	Dana Powell	OH	Fr.
2009	Kendra Kahanek	MB	2nd
	Dana Powell	OH	2nd
2010	Dana Powell	OH	1st
	Kathryn Wilkerson	OH	1st
	Kelli Becerra	S	2nd
	Courtney Manning	MB	2nd
	Jessica Oliver	OH	2nd
2011	Courtney Manning	MB	1st
	Dana Powell	OH	2nd
	Jessica Oliver	OH	2nd
	Caroline Young	OH	Fr.
2012	Caroline Young	OH	1st
	Courtney Manning	MB	2nd

ALL-AMERICAN ATHLETIC CONFERENCE

Year	Player	Pos.	Team
2013	Avery Acker	S	1st
	Janelle Giordano	MB	1st
	Caroline Young	OH	1st
	Cailin Bula	OH	2nd
	Abbey Bybel	OH	2nd
2014	Avery Acker	S	1st
	Morgan Heise	L	1st
	Caroline Young	OH	1st
	Janelle Giordano	MB	2nd
2015	Avery Acker	S	1st
	Janelle Giordano	MB	1st
	Morgan Heise	L	1st
	Cailin Bula	OH	2nd
	Abbey Bybel	OH	2nd
2016	Katie Hegarty	OPP	1st
	Janelle Giordano	MB	1st
	Morgan Heise	L	1st
	Kendall Patterson	S	2nd
	Kristen Stehling	MB	2nd
2017	Katie Hegarty	OH	1st
	Lauren Mills	OH	1st
	Brittany Adams	OH	2nd
	Kendall Patterson	S	2nd
2018	Brittany Adams	OH	2nd
2019	Lily Heim	S	1st
	Rachel Woulfe	OH	1st
	Hannah Jacobs	OH	2nd
2020-21	Jadyn Bauss	OH	2nd

CONFERENCE PLAYER OF THE YEAR

2015	Avery Acker	American Athletic Conference Player of the Year

CONFERENCE POSITION PLAYER OF THE YEAR

2013	Avery Acker	American Athletic Conference Setter of the Year
2014	Morgan Heise	American Athletic Conference Libero of the Year
2015	Avery Acker	American Athletic Conference Setter of the Year
2015	Morgan Heise	American Athletic Conference Libero of the Year
2016	Morgan Heise	American Athletic Conference Libero of the Year
2019	Lily Heim	American Athletic Conference Setter of the Year

CONFERENCE FRESHMAN OF THE YEAR

2016 Kendall Patterson Setter

ACADEMIC ALL-WAC

1997 Mariah Ohlsen
1998 Shelly Bredewater, Kelly Klecka, Mariah Ohlsen
1999 Shelly Bredewater, Melissa Godwin, Kelly Klecka, Janna Newsom, Mariah Ohlsen, Sara Warner
2000 Shelly Bredewater, Melissa Godwin, Kelly Klecka, Janna Newsom, Sara Warner
2001 Jackie Erazmus, Allison Holder, Leslie Lasiter, Janna Newsom, Sara Warner
2002 Jackie Erazmus, Allison Holder, Kelly Larkan, Leslie Lasiter, Katy Moffett, Jacky Niederstadt, Kristen Peterson
2003 Jackie Erazmus, Kelly Larkan, Jacky Niederstadt, Ashley Zener
2004 Stephanie Bennett, Jackie Erazmus, Kelly Larkan, Jacky Niederstadt, Ashley Zener

C-USA COMMISIONER'S HONOR ROLL

2005 Stephanie Bennett, Jennette Evanco, Kelly Larkan, Natalie Peters, Ashley Zener
2006 Kara Cornelius, Jennette Evanco, Kendra Kahanek, Dominique Ouellette, Natalie Peters, Jenny Reyes, Adrienne Zielasko
2007 Caitlin Adair, Carly Bergquist, Kara Cornelius, Rebecca Ellinor, Madison Hill, Kendra Kahanek, Stefanie Kons, Natalie Peters, Kathryn Wilkerson, Adrienne Zielasko
2008 Caitlin Adair, Carly Bergquist, Rebecca Ellinor, Kendra Kahanek, Stefanie Kons, Dana Powell, Sidney Stewart, Kathryn Wilkerson, Adrienne Zielasko
2009 Caitlin Adair, Annie Begin, Carly Bergquist, Kendra Kahanek, Susan Lewis, Dana Powell, Sidney Stewart, Kathryn Wilkerson, Adrienne Zielasko
2011 Carla Armstrong, Kelli Becerra, Caroline Daly, Kendrick Koch, Susan Lewis, Savannah Myklebust, Dana Powell, Julianne Scheidler, Sidney Stewart, Kathryn Wilkerson, Caroline Young
2012 Avery Acker, Carla Armstrong, Olivia Bailey, Cailin Bula, Abbey Bybel, Caroline Daly, Kendrick Koch, Susan Lewis, Savannah Myklebust, Julianne Scheidler, Caroline Young

CONFERENCE USA ALL-ACADEMIC TEAM

2010 Caitlin Adair, Dana Powell
2012 Olivia Bailey

AAC ALL-ACEDEMIC TEAM

2013 Avery Acker
Carla Armstrong
Olivia Bailey
Cailin Bula
Abbey Bybel
Caroline Daly
Janelle Giordano
Katie Hegarty
Savannah Myklebust
Julianne Scheidler
Caroline Young
2014 Avery Acker
Carla Armstrong
Abbey Bybel
Janelle Giordano
Katie Hegarty
Sara Meyers
Isabella Sotelo
Kristen Stehling
Caroline Young
2015 Nastassja Bowman
Kelly Brunstein
Cailin Bula
Abbey Bybel
Janelle Giordano
Katie Hegarty
Aubry Hinners
Taylor Locket
Lauren Mills
Kristen Stehling
2016 Kelly Brunstein
Katie Hegarty
Aubry Hinners
Meryn Kennedy
Lejla Camdzic

	Katie Hegarty
	Alison Hughes
	Meryn Kennedy
	Ali Lawson
	Lauren Mills
	Lexi Nordmann
	Kendall Patterson
	Montana Watts
2018	Kelly Brunstein
	Lily Heim
	Hannah Jacobs
	Meryn Kennedy
	Eva Linden
	Bria' Merchant
	Kendall Patterson
	Montana Watts
	Rachel Woulfe

ESPN ACADEMIC ALL-AMERICA

2010	Caitlin Adair (District 6)

CoSIDA ACADEMIC ALL-AMERICA

2014	Avery Acker
2015	Avery Acker (CoSIDA Academic All-American of the Year)

C-USA PLAYER OF THE WEEK HONORS

2006	Candice Davis	Oct. 9, Oct. 23, Nov. 13
	Rachel Giubilato	Nov. 13
2007	Candice Davis	Aug. 27, Oct. 1
	Natalie Peters	Sept. 4
	Stefanie Kons	Sept. 4
2008	Kendra Kahanek	Nov. 17
2009	Dana Powell	Sept. 14
	Sidney Stewart	Sept. 14, Sept. 21
	Kendra Kahanek	Oct. 12
2010	Dana Powell	Aug. 30
	Kathryn Wilkerson	Nov. 15
	Sidney Stewart	Aug. 30, Sept. 30, Oct. 25, Nov. 22
	Kelli Becerra	Aug. 30, Oct. 11
2011	Jessica Oliver	Oct. 3, Nov. 28
	Courtney Manning	Oct. 10
2012	Caroline Young	Sept. 3, Oct. 8
	Olivia Bailey	Oct. 8

THE AMERICAN PLAYER OF THE WEEK HONORS

2013	Caroline Young	Sept. 23, Sept. 30, Nov. 4, Nov. 25
2014	Avery Acker	Sept. 15, Nov. 24
	Caroline Young	Sept. 8, Nov. 3
	Morgan Heise	Sept. 15, Oct. 27, Nov. 3, Dec. 1
2015	Avery Acker	Sept. 14, Sept. 21^
	Cailin Bula	Oct. 5
	Janelle Giordano	Oct. 26
	Morgan Heise	Sept. 21, Oct. 5, Nov. 2, Nov. 9, Nov. 16, Nov. 23
2016	Kendall Patterson	Oct. 24, Nov. 14, Nov. 28
	Janelle Giordano	Sept. 12, Oct. 31
	Katie Hegarty	Oct. 31
	Morgan Heise	Sept. 26, Oct. 3, Oct. 17, Oct. 24
2017	Lauren Mills	Sept. 11
	Brittany Adams	Oct. 30
	Montana Watts	Nov. 6
2018	Montana Watts	Oct. 22
	Montana Watts	Nov. 12
2019	Montana Watts	Nov. 18
2020-21	Hannah Jacobs	March 15

^ - AVCA National Player of the Week

ALL-TOURNAMENT TEAMS

2004
SMU Invitational
Beth Karasek, Jacky Niederstadt
Fremont Investment & Loan Invitational (Cal State Northridge)
Beth Karasek, Kelly Larkan

2005
SMU Invitational
Kelly Larkan, Caitlin Rainbird, Jennette Evanco
Duke Invitational
Rachel Giubilato
Hawthorn Suites Fullerton Invitational
Natalie Peters

2006
SMU Radisson Hotel Invitational
Rachel Giubilato, Jennette Evanco, Natalie Peters
Radisson Hotel Mustang Classic
Natalie Peters, Candice Davis, Caitlin Rainbird
Four Points Sheraton-LAX Classic
Caitlin Rainbird
Indiana Credit Union Invitational
Rachel Giubilato and Caitlin Rainbird

2007
SMU Invitational
Stefanie Kons (MVP), Candice Davis (Best Libero), Natalie Peters
Red Raider Round Up
Natalie Peters (MVP), Caitlin Rainbird, Stefanie Kons
SMU Radisson Hotel Invitational
Rachel Giubilato
New Hampshire Invitational
Rachel Giubilato, Kathryn Wilkerson

2008
Baylor Invitational
Kathryn Wilkerson, Dana Powell
SMU Invitational
Kathryn Wilkerson, Dana Powell
Ole Miss Magnolia Invitational
Kendra Kahanek
Denver Invitational
Natalie Peters

2009
Montana Invitational
Dana Powell (MVP), Kelli Becerra, Sidney Stewart

2010
Baylor Classic
Dana Powell (MVP), Kelli Becerra, Caitlin Adair
Lobo Comcast Challenge
Kelli Becerra, Sidney Stewart
SMU Doubletree Classic
Kathryn Wilkerson, Sidney Stewart

2011
Nike Invitational (Oklahoma)
Sidney Stewart
SMU Doubletree Classic
Dana Powell, Sidney Stewart
Long Beach State Baden Classic
Kelli Becerra

2012
Georgia Tech Courtyard Invitational
Cailin Bula, Courtney Manning
TCU Nike Invitational
Caroline Young
SMU Doubletree Classic
Caroline Young
Oklahoma Invitational
Courtney Manning

2013
Texas State Delta Zeta Classic
Maddie Lozano, Kristen Stehling
SMU Doubletree Classic
Maddie Lozano (MVP), Morgan Heise (Best Libero), Avery Acker, Abbey Bybel
San Diego State Aztec Invitational
Caroline Young
College of Charleston Invitational
Avery Acker, Caroline Young

2014
San Francisco Invitational
Caroline Young
SMU Doubletree Invitational
Caroline Young (MVP), Morgan Heise (Best Libero), Abbey Bybel, Janelle Giordano
Arkansas Invitational
Avery Acker (MVP), Morgan Heise (Best Libero), Janelle Giordano, Caroline Young
SMU Doubletree Classic
Cailin Bula (MVP), Morgan Heise (Best Libero), Jenelle Giordano, Caroline Young

2015
SMU Doubletree Classic
Morgan Heise (Best Libero), Avery Acker, Janelle Giordano
Lobo Classic (New Mexico)
Janelle Giordano (MVP), Avery Acker, Cailin Bula
UC Santa Barbara Invite
Avery Acker, Janelle Giordano
SMU Doubletree Invitational
Avery Acker (MVP), Morgan Heise (Best Libero), Abbey Bybel, Kristen Stehling

2016
SMU Doubletree Classic
Morgan Heise (Best Libero), Katie Hegarty
Arizona Invitational
Morgan Heise, Lauren Mills
NC State Invitational
Katie Hegarty (MVP), Janelle Giordano
Horned Frogs Classic
Katie Hegarty