

SMU



SMU Basketball
70 All-League 1st Team Honors
24 Selections In The NBA Draft
16 Conference Titles
17 Postseasons
12 NCAA Tournaments
12 League Players Of The Year
9 All-Americans (12 honors)
1 Final Four

2018-19 Season In Review
SMU Mustangs
15-17 Overall, 6-12 American (T-9th)
#PonyUp



Head Coach **Tim Jankovich**
Overall **228-159 (12th Year)**
At SMU **71-38 (Third Year)**
Location (Enrollment) **Dallas, Texas (11,789)**
Conference **American Athletic**
Colors **Red & Blue**
Arena **Moody Coliseum (7,000)**
Court **David B. Miller Court**
President **Dr. R. Gerald Turner**
Director of Athletics **Rick Hart**
Basketball SID **Herman Hudson / hermanh@smu.edu**
Office/Cell Phone **214-768-1304 / 214-924-0358**
..... **Margie Olivares / molivares@smu.edu**
..... **Andy Lohman / alohman@smu.edu**
..... **Lindsey Olsen / lolsen@smu.edu**
Web Site **SMUMustangs.com**
Facebook **/SMUMustangs, /SMUBasketball**
Twitter **@SMUMustangs, @SMUBasketball,**
..... **@CoachJankSMU, #PonyUp, #MoodyMagic**
Instagram **@SMU.Mustangs, @SMUBasketball**
Mobile App **SMUMustangs.com/App**
Credentials/Articles **SMUMustangs.com/media**

2018-19 Honors
Jarrey Foster - Blue Ribbon Yearbook Preseason All-AAC, Preseason All-AAC Second Team
Jahmal McMurray - All-AAC Second Team, Preseason All-AAC Second Team, Cancun Challenge All-Tournament Team, AAC Weekly Honor Roll (Nov. 26, Jan. 28)
..... **Isiaha Mike - AAC Weekly Honor Roll (Dec. 17)**
..... **Jimmy Whitt Jr. - AAC Weekly Honor Roll (Dec. 3, Dec. 24, Jan. 7, Jan. 14)**
#MoodyMagic - Since renovation for 2013-14 season
In the AP Top 20 in 4 of 6 seasons, reaching as high as No. 8
Top six seasons attendance totals in SMU history
2014-15 & 2016-17 AAC Season & Tournament Champs, NCAA Tournament
2014 NIT Finalist • 2015-16 Continental Tire Las Vegas Classic Champions
3 NBA Draft Picks • 3 AAC Players of the Year • 3 AP All-America Honorable Mention • Academic All-American • 2 Wooden Award Watch List • 3 Naismith Trophy Watch List • Karl Malone Award Watch List • 2 Bob Cousy Award Watch List • 2 Lute Olson Award Watch List • Jerry West Award Watch List • Oscar Robertson Trophy Watch List • 10 NABC All-District • 4 USBWA All-District • 2 NABC College All-Stars • 4 All-AAC 1st Team • 7 All-AAC 2nd Team • 3 AAC Sixth Man of the Year • 2 NABC Good

No.	Name	Pos.	Ht.	Wt.	Yr.-Exp.	Hometown (High School/Previous School)
Probable Starters						
0	Jahmal McMurray	G	6-0	175	Sr.-1L	Topeka, Kan. (Highland Park HS / USF)
10	Jarrey Foster	G	6-6	220	Sr.-3L	Houston, Texas (North Shore HS)
15	Isiaha Mike	F	6-8	200	So.-TR	Scarborough, Ontario (Trinity Int'l. [Nevada]/Duquesne)
25	Ethan Chargois	F	6-9	235	So.-1L	Tulsa, Okla. (Union HS)
33	Jimmy Whitt Jr.	G	6-3	175	Jr.-1L	Columbia, Mo. (Hickman HS/Arkansas)
Reserves						
1	Feron Hunt	F	6-8	190	Fr.-HS	New Orleans, La. (DeSoto HS [Texas])
3	William Douglas	G	6-5	180	So.-1L	Memphis, Tenn. (Christian Brothers)
5	Nat Dixon	G	6-4	180	Sr.-GT	Panama City, Fla. (Mosley HS/Chattanooga)
12	James Pyle *	G	6-3	175	Jr.-2L	Overland Park, Kan. (St. Thomas Aquinas HS)
13	CJ White	G	6-5	185	Fr.-HS	Little Rock, Ark. (Parkview HS)
20	Grant Youngkin *	G	6-3	190	Jr.-TR	Washington, D.C. (St. Alban's/Rice)
21	Jahmar Young Jr.	F	6-9	205	Fr.-HS	DeSoto, Texas (DeSoto HS)
22	Luke Wilfong *	G	6-1	170	So.-1L	Memphis, Tenn. (Memphis University School)
24	Everett Ray	F	6-7	220	So.-1L	Addison, Texas (Trinity Christian Academy)

Head Coach: Tim Jankovich (Kansas State, 1982)
Associate Head Coach: K.T. Turner (Oklahoma City, 2003)
Assistant Coach: Shawn Forrest (Arkansas-Pine Bluff, 1998)
Assistant Coach: Jay Duncan (Villanova, 2012)
Director of Operations: Sean Stout (North Carolina, 2010)
Director of Player Development: Nemanja Jovanovic (University of Belgrade, 2009)
Video Coordinator: Jon Ekey (Illinois State, 2013)
Director of Recruiting: Mike Hatch (UT Pan American, 1983)
Director of Basketball Athletic Performance: Mark Mitchell (Eastern Michigan, 2010)
Graduate Managers: Chamberlain "Champ" Oguchi (Illinois State, 2009) & Joe Popovich Jr. (Creighton, 2018)
Athletic Trainer: Warren Young (SMU, 2000)
*Non-scholarship - Pronunciations: Chargois (shag-wah), Jarrey (juh-ray), Feron (feh-ron); Jankovich (jank-o-vich)

2018-19 SCHEDULE AND RESULTS

Day	Date	Opponent (TV)	Result	Record
Thu.	N8	Northwestern State (PonyUpTV)	W, 69-58	1-0
Sun.	N11	Southern Miss + (ESPN3)	L, 74-64	1-1
Wed.	N14	Western Carolina + (PonyUpTV)	W, 98-65	2-1
Sat.	N17	Lipscomb (ESPN3)	L, 79-73	2-2
Tue.	N20	vs. Bradley # (CBSSN)	L, 75-62	2-3
Wed.	N21	vs. Wright State # (CBSSN)	W, 77-76	3-3
Tue.	N27	Lamar (ESPN3)	W, 79-65	4-3
Thu.	N29	McNeese (PonyUpTV)	W, 91-59	5-3
Sun.	D2	Oral Roberts (ESPN3)	W, 79-67	6-3
Wed.	D5	[rv-] TCU (ESPNU)	L, 67-59	6-4
Sat.	D15	at Georgetown (FS1)	W, 81-73	7-4
Sat.	D22	Cornell (ESPN3)	W, 81-53	8-4
Wed.	J2	East Carolina * (ESPN3)	W, 82-54	9-4, 1-0
Fri.	J4	at Tulane * (ESPN2)	W, 74-65	10-4, 2-0
Thu.	J10	at Connecticut * (CBSSN)	L, 76-64	10-5, 2-1
Sat.	J12	Tulsa * (ESPN)	W, 77-57	11-5, 3-1
Wed.	J16	[21/17] Houston * (ESPNEWS)	L, 69-58	11-6, 3-2
Sat.	J19	at Memphis * (ESPNU)	L, 83-61	11-7, 3-3
Sat.	J26	Tulane * (ESPNU)	W, 85-75	12-7, 4-3
Wed.	J30	at Wichita State * (ESPN)	L, 85-83	12-8, 4-4
Sat.	F2	at [rv/rv] Cincinnati * (CBSSN)	L, 73-68	12-9, 4-5
Thu.	F7	USF * (ESPNU)	L, 67-66	12-10, 4-6
Sun.	F10	UCF * (ESPNEWS)	L, 71-65	12-11, 4-7
Wed.	F13	at Temple * (ESPN3)	L, 82-74	12-12, 4-8
Thu.	F21	Connecticut * (ESPN2)	W, 77-59	13-12, 5-8
Sun.	F24	at UCF * (CBSSN)	L, 95-48	13-13, 5-9
Wed.	F27	[23/22] Cincinnati * (CBSSN)	L, 52-49	13-14, 5-10
Sun.	M3	Wichita State * (CBSSN)	L, 67-55	13-15, 5-11
Thu.	M7	at [12/12] Houston * (ESPN)	L, 90-79	13-16, 5-12
Sun.	M10	at USF * (ESPNU)	W, 77-71	14-16, 6-12

Air Force Reserve AAC Championship (Memphis, Tenn. - FedExForum)
Thu. M14 vs #7 Tulsa (ESPNU) W, 74-65 15-16
Fri. M15 #2 [24/23] Cincinnati (ESPNU) L, 82-74 15-17
+ Cancun Challenge Host Rounds
Cancun Challenge (Hard Rock Hotel Riviera Maya - Playa Del Carmen)
*** American Athletic Conference [AP / Coaches]**
KAAAM 770 AM (flagship) (TuneIn App - SMU)
Home games on David B. Miller Court at Moody Coliseum (7,000)
Tickets at SMUMustangs.com or 214-SMU-GAME (214-768-4263)
Dates and times subject to change

- 2 - AAC season & tournament titles ('14-15, '16-17)**
- 4 - In NBA (Sterling Brown, Milwaukee; Shake Milton, Philadelphia; Ben Moore, San Antonio; Semi Ojeleye, Boston)**
- 3 - In NBA Draft ('17 Semi Ojeleye, Sterling Brown; '18 Shake Milton)**
- 3 - AAC Players of the Year ('15 & '16 Nic Moore; '17 Semi Ojeleye)**
- 3 - AAC Sixth Man OTY ('15 & '16 Markus Kennedy; '17 Ben Emelogu)**
- 5 - Wins over AP top 15 under Tim Jankovich (high #2 Arizona 11/23/17)**
- 6 - Straight years 100,000+ attendance (top 6 in SMU history)**
- 8-3 - SMU in The American Championship (2015 & 2017 Champs)**
- 11.0 - SMU's turnovers per game (2nd AAC, 31st NCAA)**
- 48-13 - At Moody under Tim Jankovich (started 36-0, 2nd NCAA History)**
- 72-12 - Record at Moody Coliseum since the start of 2014-15**

SMU finished the 2018-19 season with a 15-17 overall record and a 6-12 mark in American Athletic Conference play. Senior Jahmal McMurray was named All-AAC second team after finishing fifth in the league in scoring (18.1). The Mustangs played just 13 games with 10 scholarship student-athletes available, going 9-4 in those games including two wins over Tulsa and a road win at Georgetown.

QUICK HITS:
• SMU is 8-3 in The American Championship after going 1-1 this season, defeating Tulsa 74-65 before losing to [24/23] Cincinnati 82-74 in the quarterfinal. The Mustangs won the 2015 and 2017 titles, both in Hartford. In 2015, SMU defeated ECU, Temple and Connecticut en route to the championship. In 2017, SMU knocked off ECU, UCF and Cincinnati. In 2018, SMU defeated Connecticut before losing to top-seeded Cincinnati. In 2014, the Mustangs fell to Houston in the quarterfinal.



TIM JANKOVICH was named head coach at SMU on July 8, 2016, after four years as associate head coach. He is in his 36th season as a collegiate coach and 12th season a Division I head coach (213-142). He is 56-21 at SMU entering his third season (2018-19) leading the Mustangs. In his first two seasons at the helm, SMU has won the 2016-17 American Athletic Conference regular season and tournament championships, and has five wins over AP top-15 ranked teams. Under Jankovich, SMU won its first 36 games at Moody Coliseum, which is the second-best home start in NCAA history.

He previously was head coach at Illinois State (2007-12) and North Texas (1993-97), and as an assistant or head coach, his teams have won seven regular season conference championships and five league tournament titles, made ten NCAA appearances and have earned eight NIT berths. His career includes serving as an assistant coach for Lon Kruger, Jack Hartman, Eddie Sutton, Kevin Stallings, Bill Self, Larry Brown, Boyd Grant, Gene Iba and Bob Weltlich.

In his six seasons at SMU, the Mustangs have won The American regular season twice (2014-15, 2016-17), the AAC Tournament twice (2015, 2017) and made the NCAA tournament two times (2015, 2017). SMU also reached the NIT title game in 2014. The Mustangs have garnered three AAC Player of the Year honors (Nic Moore 2014-15, 2015-16; Semi Ojeleye in 2016-17) and three AAC Sixth Man of the Year awards (Markus Kennedy 2014-15, 2015-16; Ben Emelogu 2016-17). In the five seasons in The American, SMU has 11 All-AAC selections. The Mustangs also had three players selected in the NBA Draft (Semi Ojeleye, Sterling Brown in 2017; Shake Milton in 2018).

The 2017-18 Mustangs started 13-6 with three wins over ranked opponents, topping No. 2 Arizona in the Battle 4 Atlantis tournament, No. 14 USC at Moody Coliseum and No. 7 Wichita State on the road. Shake Milton was named All-AAC Second Team, NABC All-District Second Team and USBWA All-District. During the season, Milton was on the Naismith Trophy, Wooden Award, Lute Olson and Bob Cousy watch lists. Freshman Ethan Chargois was named to the AAC All-Rookie Team. Ben Emelogu led The American in 3-point percentage (.470). The Mustangs eventually finished 17-16 after leading scorers Jarrey Foster and Milton missed February and March due to injuries.

In his first full season as head coach (2016-17), SMU won The American season and tournament titles en route to the NCAA Tournament and a program-record 30 victories (30-5). SMU went 18-0 at home, 17-1 in the AAC and had winning streaks of 10 games and 16 games in a stretch that saw wins in 26 of 27 outings. The Ponies finished No. 11 in the AP and No. 23 in the USA Today Coaches Poll. Jankovich was named the AAC Coach of the Year, the USBWA District VII Coach of the Year, NABC All-District 25 Coach and a Naismith Coach of the Year semifinalist. Five Mustangs garnered league awards with Semi Ojeleye being named The American Player of the Year and Scholar-Athlete of the Year. Ojeleye was also All-AAC First Team, AP All-America Honorable Mention and CoSIDA Academic All-America Second Team. Ben Moore, Sterling Brown and Shake Milton made the All-AAC Second Team. Ben Emelogu II was named AAC Co-Sixth Man of the Year. After winning the conference tournament, Moore and Brown were named All-Tournament with Ojeleye selected as the Most Outstanding Player. Moore and Brown were selected to play in the NABC All-Star game at the Final Four in Phoenix.

In 2015-16, Jankovich led the team during Larry Brown's NCAA-mandated suspension, going 9-0, with wins over Stanford, TCU and Michigan among others. SMU finished 25-5 with a 16-1 record at Moody Coliseum. SMU was second in The American at 13-5. The Ponies were No. 24 in the final AP Top 25 after reaching as high as No. 8 during the season after a program-best 18-0 start. SMU claimed the Las Vegas Classic title during the 18-game win streak; eventually becoming the last undefeated team in NCAA Division I. Nic Moore was selected AAC Player of the Year and AP All-America Honorable Mention for the second straight season. He was named All-AAC First Team for the third straight season. Moore was also a finalist for the Bob Cousy Award, a member of the Wooden Award Late Season Top 20, on the Naismith Midseason Watch List and on the Oscar Robertson Trophy Watch List. Markus Kennedy was on the Karl Malone Award Watch List and earned his second straight AAC Sixth Man of the Year honor. Shake Milton was a pick for the AAC All-Rookie team. Ben Moore was named to the NABC All-District Second Team.

In 2014-15, SMU claimed The American regular season and tournament titles en route to reaching the NCAA Tournament. SMU finished the season 27-7 overall. The Mustangs went 15-3 in league play, clinching the outright league title (first since 1993). The Mustangs spent nine weeks in the AP and USA Today Top 25 and set home attendance records for a season (124,986) and average (6,944) while going 16-2 in Moody Coliseum. Nic Moore was named AP All-America Honorable Mention and AAC Player of the Year, Markus Kennedy was AAC Sixth Man of the Year and Most Outstanding Player of the Championship, and Yanick Moreira was named the AAC's Most Improved Player.

In 2013-14, he helped lead the Mustangs into the national spotlight as SMU earned a No. 1 seed in the NIT and eventually reached the title game at Madison Square Garden. SMU was in the top 25 in four of the last five regular season polls, being ranked for the first time since 1984-85.

Prior to SMU, he spent five seasons (2007-12) as the head coach at Illinois State, where his teams went 105-64, and made four NIT appearances (2008, 2009, 2010, 2012). He also won at least 20 games and finished in the top-three in the Missouri Valley in each of the NIT seasons. They advanced to the MVC tournament title game three times (2008, 2009, 2012), twice falling in overtime. In his five years at ISU, Jankovich was named IBCA District Coach of the Year four times (2008, 2009, 2010, 2012).

Before arriving at Illinois State, he spent five years as an assistant for Kansas coach Bill Self (one at Illinois and four at Kansas). During that stretch, their teams made

TIM JANKOVICH HEAD COACHING RECORD

2016-17 Naismith National Coach of the Year Semifinalist, AAC Coach of the Year, USBWA District VII Coach of the Year, NABC All-District 25 Coach

OVERALL		W	L	PCT	H	A	N	OT
Year	School	W	L	PCT	W-L	W-L	W-L	W-L
93-94	North Texas	14	15	.483	8-4	3-9	3-2	0-1
94-95	North Texas	14	13	.519	9-5	5-8	0-0	0-0
95-96	North Texas	15	13	.536	9-3	5-9	1-1	2-0
96-97	North Texas	10	16	.385	6-6	3-9	1-1	3-1
07-08	Illinois State	25	10	.714	15-1	7-5	3-4	0-0
08-09	Illinois State	24	10	.706	13-2	7-7	4-1	2-5
09-10	Illinois State	22	11	.667	12-2	5-7	5-2	0-1
10-11	Illinois State	12	19	.387	7-8	2-10	3-1	0-0
11-12	Illinois State	21	14	.600	12-3	3-8	6-3	2-2
15-16	SMU	9	0	1.000	7-0	2-0	0-0	0-0
16-17	SMU	30	5	.857	18-0	8-3	4-2	0-0
17-18	SMU	17	16	.515	13-5	2-8	2-3	0-0
18-19	SMU	15	17	.469	10-8	3-7	2-2	0-0
TOTALS		228	159	.589	139-47	55-90	34-22	9-10
					.747	.379	.607	.474
At SMU		71	38	.651	48-13	15-18	8-7	0-0
					.787	.455	.533	

CONFERENCE		W	L	PCT	H	A	OT
Year	School	W	L	PCT	W-L	W-L	W-L
93-94	North Texas	9	9	.500	6-3	3-6	0-1
94-95	North Texas	9	9	.500	5-4	4-5	0-0
95-96	North Texas	12	6	.667	7-2	5-4	2-0
96-97	North Texas	5	11	.313	2-6	3-5	2-1
07-08	Illinois State	13	5	.722	8-1	5-4	0-0
08-09	Illinois State	11	7	.611	7-2	4-5	2-3
09-10	Illinois State	11	7	.611	8-1	3-6	0-0
10-11	Illinois State	4	14	.222	3-6	1-8	0-0
11-12	Illinois State	9	9	.500	7-2	2-7	1-0
15-16	SMU	0	0	0.000	0-0	0-0	0-0
16-17	SMU	17	1	.944	9-0	8-1	0-0
17-18	SMU	6	12	.333	4-5	2-7	0-0
18-19	SMU	6	12	.333	4-5	2-7	0-0
TOTALS		112	102	.523	70-37	42-65	7-5
					.654	.393	.583
At SMU		29	25	.537	17-10	12-15	0-0
					.630	.444	

five straight NCAA Tournaments, two trips to the Elite Eight and laid the foundation for Kansas' National Title in 2008.

In Jankovich's four years at Kansas, the Jayhawks compiled a 105-29 (.784) record, won three Big 12 regular season titles (2005, 2006, 2007), a pair of Big 12 tournaments (2006, 2007) and advanced to the NCAA Tournament in each campaign. In his final season at Kansas (2006-07), the Jayhawks went 33-5, and advanced to the Elite Eight for the second time in four years. The Jayhawks finished the season ranked No. 2 in both the final Associated Press and ESPN/USA Today polls. KU finished each season of his tenure ranked No. 16 or better.

In his one year as an assistant at Illinois (2002-03), the team finished 25-7, won the Big Ten Tournament and advanced to the second round of the NCAA Tournament. Illinois was No. 11 in the final AP poll.

For the past 30-plus years, Jankovich has played a key role in recruiting and player development. He is responsible for having attracted and coached some of the most accomplished recruiting classes in college basketball and has coached 27 current or former NBA players.

In addition to working under Self, Jankovich has served as an assistant coach for Eddie Sutton, Jack Hartman, Lon Kruger, Boyd Grant, Gene Iba, Bob Weltlich and Kevin Stallings. Other than Kansas and Illinois, he also served on the coaching staffs at UTPA, Kansas State, Texas, Colorado State, Baylor, Oklahoma State and Vanderbilt. In addition, he served as a head coach for four years at the University of North Texas (1993-97) and two seasons at Hutchinson Community College (1997-99).

Jankovich guided Hutchinson Community College from 1997-99, going 50-14, posting back-to-back 20-win campaigns and national rankings both seasons. At Vanderbilt (1999-2002), he played a key role that helped lead the Commodores to two NIT appearances in three years (2000, 2002). The core of Jankovich's recruited players at Vanderbilt advanced to the NCAA Sweet 16 in 2004.

One of the winningest players in Kansas State history, he was a four-year starter at point guard (one at Washington State and three years for legendary coach Jack Hartman at KSU). In each of his seasons at KSU, the Wildcats ranked in the top-20 and advanced to the NCAA Tournament. Jankovich played in nine NCAA Tournament games, advancing to the 1981 Elite Eight and the 1982 Sweet 16.

A three-time academic All-American and honorable mention All-Big Eight player, he finished at Kansas State in the school's top-10 in nine categories, including first in season FT pct. (.917) and eighth in career FG pct. (.510). He set the Big Eight Tournament record for single-game assists (14).

Jankovich graduated from Kansas State cum laude in 1982 with a 3.63 GPA in business finance and received his master's degree in radio/television in 1985. He and his wife, Cindy, have a son, Michael.

• SMU averaged 11.0 turnovers per game (2nd AAC, 31st NCAA). That is second in a season at SMU (10.8 in 2016-17). The 2017-18 team averaged just 11.6 turnovers per outing.

• Jahmal McMurray was named to the All-American Athletic Conference Second Team. The senior averaged a team-best 18.1 points (5th AAC) while shooting 39.5 percent from 3-point range (5th AAC) and making 3.2 threes per game (2nd AAC, 35th NCAA). McMurray also averaged 2.6 assists and 2.3 rebounds with a 1.5 assist-to-turnover ratio and 23 total steals on the season.

• All-AAC Second Team honoree **Jahmal McMurray** had 12 games with 20+ points this season. He averaged 18.1 points (5th AAC) while hitting 39.5% on threes (5th AAC). His 3.2 made threes per game were 2nd in the AAC and 35th in the NCAA. He set the SMU season record with 101 3FGs, surpassing the 97 in a season by Robert Nyakundi in 2010-11. His 580 points this season rank ninth at SMU.

• **Jahmal McMurray** had 27 of the Mustangs' 49 in the 52-49 loss to [23/22] Cincinnati on Feb. 27. It was the first time an SMU player accounted for at least half of the team total since Dec. 30, 2005 (Bryan Hopkins 27 in a 52-49 win vs TCU).

• Four Mustangs recorded a double-double this season. Jimmy Whitt Jr. had five, including a triple-double. Ethan Chargois had four, **Isiaha Mike** had back-to-back double-doubles against UCF 2/10 and Temple 2/13, and Feron Hunt had his first in the regular-season finale at USF.

• **Four different Mustangs have earned American Athletic Conference honors** this season. Jarrey Foster was named preseason All-AAC Second Team, Jahmal McMurray was named All-AAC second team after also earning preseason All-AAC Second Team and AAC Weekly Honor Roll twice (Nov. 26, Jan. 28), Jimmy Whitt Jr. was on the AAC Weekly Honor Roll four times (Dec. 3, Dec. 24, Jan. 7, Jan. 14) and Isiaha Mike made the AAC Weekly Honor Roll Dec. 17.

• **Jimmy Whitt Jr.'s** triple-double (12 pts, 10 rebs, 10 asts) vs McNeese on Nov. 29 was the first at SMU since 1999. He is one of just 26 players with at least one in NCAA D-I this season.

• Four Mustangs scored at least 20 points in a game this season (Jahmal McMurray 12x, Jimmy Whitt Jr. 6x, Ethan Chargois 3x, Isiaha Mike 2x).

• SMU is **57-33** in AAC play since start of 2014-15 (3rd-best in the league). The Mustangs are 33-12 at Moody Coliseum.

• SMU is **71-38** under Tim Jankovich and 48-13 at Moody Coliseum

• SMU has 5 wins against AP Top 25 teams under Tim Jankovich (15 games). That is tied for second at SMU. Doc Hayes had 13 from 1947-67.

• SMU is **37-10** in regular-season non-conference games under Tim Jankovich

• SMU played 16 games this season without **Jarrey Foster** (5-11). With Jarrey Foster in the lineup, the Mustangs were 10-6.

• **Freshman Feron Hunt** averaged 7.6 points and 6.2 rebounds (T-1st SMU, 9th AAC). He had at least 7 rebounds in 19 games. He also had 28 blocked shots and 25 steals in 32 games. In the regular-season finale at USF on March 10, he had career bests of 17 points and 14 rebounds (his 11 rebounds in the first half were the most by an SMU player in any half since Jordan Tolbert's 12 in the second half (of 23 total) vs Nicholls 12/16/2015 (W, 86-42). The 14 rebounds are tied for second most by an SMU player in an AAC game (15 Markus Kennedy vs [22/22] Memphis 2-1-14; 14 Tolbert vs Memphis 1-30-16).

• **Feron Hunt** shot 55.4% FG for the season (98-177), fourth in The American and ranks third all-time as a freshman at SMU behind Ben Moore (61.3%, 2013-14) and Ira Terrell (57.2%, 1972-73).

• Jahmal McMurray was named to the Cancun Challenge All-Tournament Team after setting an **event record with 98 points in 4 games**, including a career-high 34 points vs Southern Miss and 27 in the 77-76 win vs Wright State.

• SMU had 5 wins over AP top 15 teams during the 2016-17 & 2017-18 seasons (T-14th in NCAA).

• SMU has won two American Athletic Conference Championships (2015 & 2017).

• SMU has had three players selected in the last two NBA Drafts (T-7th), and is one of only 14 programs with a draft pick each of the past two years.

STREAKS:

10+points: Jahmal McMurray 6 (27, 13, 24, 13, 27, 18), Jimmy Whitt Jr. (24)

Longest This Season: Jahmal McMurray 13 (11/20 - 1/16)

8+ rebounds: Feron Hunt (8)

Long: Ethan Chargois 4 (11/8 - 11/17) & (1/16 - 1/30)

Dbl-Dbl:

Long: Jimmy Whitt Jr. 3 (1/4 - 1/12)

5+ assists:

Long: Jimmy Whitt Jr. 2 (1/2 - 1/4) (1/26 - 1/30), Jahmal McMurray 2 (3-10 - 3/14)

3+ steals:

Long: Jimmy Whitt Jr. 2 (11/27 - 11/29; 1/4 - 1/10)

2+ blocks:

Long: Ethan Chargois 2 (11/11 - 11/14), Feron Hunt 2 (1/26 - 1/30), Isiaha Mike (2/27 - 3/3)

TIM JANKOVICH CAREER TIMELINE

77-78	Washington State	Student-Athlete	
79-82	Kansas State	Student-Athlete	3 NAAs ('81 Elite 8, '82 Sweet 16), 3x Academic All-America & Academic All-Big 8
83-84	UT-Pan American	GA	
84-86	Kansas State	Asst. Coach	
86-87	Texas	Asst. Coach	
87-91	Colorado State	Associate HC	WAC Champs '89, '90, NCAA '89, '90, NIT '88
91-92	Baylor	Asst. Coach	
92-93	Oklahoma State	Asst. Coach	20-9, Second in Big 8
93-97	North Texas	Head Coach	'94 & '96 Southland Tournament Finals
97-99	Hutchinson CC	Head Coach	50-14, 2 NJCAA Tournaments, Top-20 each year
99-02	Vanderbilt	Asst. Coach	51-41 in 3 years, '00 & '02 NITs
02-03	Illinois	Asst. Coach	Big Ten Tournament Champs, NCAA 2nd Rnd
03-07	Kansas	Asst. Coach	105-29 in 4 years, 3 Big 12 Titles ('05, '06, '07), 2 Big 12 Tour. Titles ('06, '07), 4 NAAs ('04 & '07 Elite Eight)
07-12	Illinois State	Head Coach	106-64 in 5 years, 4 NITs '08, '09, '10, '12, 3 Missouri Valley Tournament Finals '08, '09, '12
12-16	SMU	Associate HC	2015-16 Las Vegas Classic Champs, Started 18-0, Ranked as high as No. 8; 2015 AAC RS & T Champs, NCAA 2nd Rnd, Season Attendance Record; 2014 NIT Finalist, first ranking since '84-85
2016-	SMU	Head Coach	2016-17 AAC Season & Tour. Champs, NCAA 2017-18 - 3 Wins vs AP Top 15

TIM JANKOVICH TIMELINE AT SMU

April 26, 2012 - Named Associate HC for Larry Brown
Nov. 17, 2012 - Signs Sterling Brown, Ben Moore, Yanick Moreira
Dec. 23, 2013 - SMU gets a vote in AP poll, first since Dec. 23, 2003
Jan. 4, 2014 - SMU opens renovated Moody Coliseum; first sellout (7,166) since Nov. 2001
Feb. 10, 2014 - SMU #23 in AP Poll, first ranking since 1984-85
March 16, 2014 - SMU earns No. 1 seed in NIT
April 3, 2014 - Minnesota defeats SMU 65-63 in NIT Final
Sept. 2, 2014 - SMU announces Moody Coliseum sold out of season tickets for 2014-15 season
Oct. 31, 2014 - SMU is #22 in preseason AP & Coaches Polls
Feb. 14, 2015 - [25/25] SMU hosts ESPN College Gameday then defeats Connecticut 73-55
March 8, 2015 - [22/22] SMU def. Tulsa 67-62 to claim AAC title (first at SMU since 1993 SWC)
March 15, 2015 - [20/21] SMU wins The American Tournament 62-54 at UConn (SMU's first since 1988 SWC)
March 19, 2015 - SMU's first NCAA game since 1993 (L, 60-59 vs. UCLA)
Dec. 17, 2015 - Wins 105-72 vs. Hampton to go 9-0 as acting HC, including wins vs. Michigan and at Stanford
Dec. 23, 2015 - SMU wins Las Vegas Classic 70-66 vs. Colorado
Jan. 11, 2016 - SMU #10 in AP, first top-10 since '84-85 (#8 on Jan. 18).
Jan. 19, 2016 - #8 SMU def. Houston 77-73 for 18-0 start, best in SMU history, last unbeaten NCAA DI team (lost 89-80 at Temple on 1/24)
March 3, 2016 - #24 SMU def. Connecticut 80-54 for 25th win, best in regular season at SMU. Finished 25-5.
July 8, 2016 - Named head coach at SMU.
Dec. 20, 2016 - SMU def. Albany 71-53 to finish 10-3 in non-conference with wins over Pittsburgh, TCU & Stanford
Feb. 6, 2017 - SMU ranked No. 25 in AP (20-4, 10-1 AAC)
Feb. 12, 2017 - No. 25 SMU defeats No. 11 Cincinnati 60-51
March 2, 2017 - No. 14 SMU def. Tulsa 93-70 to clinch AAC title
March 3, 2017 - 1 of 10 semifinalists for Naismith Coach OTY
March 4, 2017 - No. 14 SMU defeats Memphis 103-62 to clinch AAC outright
March 7, 2017 - Named USBWA District VII Coach of the Year
March 9, 2017 - Named American Athletic Conference Coach of the Year
March 12, 2017 - #12/15 SMU defeats #15/18 Cincinnati 71-56 for AAC Tournament title, gets #6 seed in NCAA East Region
March 17, 2017 - #11/13 SMU plays in second NCAA Tournament in three seasons (L, 66-65 vs. USC).
June 22, 2017 - Semi Ojeleye (37th by Boston) and Sterling Brown (46th by Philadelphia, traded to Milwaukee) selected in the NBA Draft
Nov. 18, 2017 - SMU def. UAPB 72-37 to become 29-0 at home under Tim Jankovich, the 2nd-best home start in NCAA history
Nov. 23, 2017 - SMU def. #2/4 Arizona 66-60 in Battle 4 Atlantis, first SMU win over AP #2 since 1967 (Louisville NCAA Reg. SF)
Dec. 2, 2017 - SMU def. #14/18 USC 72-55
Dec. 31, 2017 - SMU def. USF 79-39 (last home win in streak) to reach 36-0 at Moody Coliseum, 2nd-best home start in NCAA history and 33rd straight home win, 2nd-best in SMU history
Jan. 17, 2018 - SMU wins 83-78 at #7/4 Wichita State, 3rd win vs AP top 15 in 2017-18, first SMU win at AP top 10 since 1982
June 21, 2018 - Shake Milton selected 54th in the NBA Draft (by Dallas, traded to Philadelphia)
Dec. 15-16, 2018 - SMU wins 81-73 at Georgetown, tours the U.S. Capitol, museums and monuments in Washington, D.C.
Feb. 21, 2019 - #RedOut - SMU dominates UCONN 77-59 in red to make it five AAC matchups at Moody Coliseum without a loss; all in red jerseys.

AAC QUARTERFINAL (L, 82-74 vs [24/23] Cincinnati on March 15): MEMPHIS, Tenn. (AP) — Jaron Cumberland had two late three-point plays and finished with 26 points to help No. 24 Cincinnati beat SMU 82-74 on Friday night in the American Athletic Conference quarterfinals. Justin Jenifer and Tre Scott added 17 points, with Jenifer making all six shots — five from 3-point range — for the second-seeded Bearcats. Scott also had 12 rebounds. Cincinnati (26-6) will face Temple-Wichita State winner in the semifinals. Jimmy Whitt Jr. led the Mustangs (15-17) with a career-high 24 points. Jahmal McMurray added 18. Tied at 66 with 4:53 remaining, the Bearcats steadily pulled away with Cumberland taking over. His three-point plays came with 3:46 remaining and 2:21. The Mustangs missed shots and were left to foul in hopes of cutting into the lead. The Mustangs, coming off a 74-65 victory over Tulsa on Thursday, shot 51.7 percent, while Cincinnati made 50.8 percent of its shots.

AAC FIRST ROUND (W, 74-65 vs Tulsa on March 14): MEMPHIS, Tenn. -- Jahmal McMurray had 27 points as No. 10 SMU defeated No. 7 Tulsa, 74-65, in the first round of the 2019 Air Force Reserve American Athletic Conference Tournament on Thursday night inside FedExForum. McMurray shot 50-percent from the field (7-of-14) and made 9-of-11 from the free throw line to lead all scorers. The guard filled out his line with four 3-pointers, five rebounds, five assists and one steal. SMU's senior guard spear-headed a Mustang attack that scored 47 first-half points and shot over 45-percent from the field and 40-percent from long range. The Mustangs became the third team to win as a 10 seed in American Tournament history. Tulane won two games as a 10 seed in 2016, defeating then-No. 7 seed UCF, 65-63, and then-No. 2 seed Houston, 72-69. Houston won as a 10 seed against then-No. 7 seed Tulane, 66-60 in 2015. SMU led for 36:53 of the game and by as many as 20 points, shooting 61.5 percent from the field in the first half. The Mustangs led by 14 at the half and held off a second-half comeback by Tulsa (18-14). The Golden Hurricane held SMU to 27 second-half points while Jeriah Horne came off the bench to score 19 points with six rebounds and three 3-pointers but Tulsa could not break through in the end. Tulsa held a 32-16 edge in points in the paint but only connected on eight of its 33 3-point attempts. Ethan Chargois had 12 points, six rebounds and two assists for SMU while Jarrey Foster added 10 points and eight rebounds. Tulsa senior DaQuan Jeffries added 15 points with six assists. He also shot 5-of-10 from the field with two 3-pointers, two blocks and a steal. Lawson Korita was limited to four points but hauled in 14 rebounds, including five on the offensive glass.

WINNING IN WASHINGTON, D.C.: During the trip to Washington, D.C. Dec. 14-16 for the game at Georgetown, the Mustangs stayed to visit some of the sights. SMU won 81-73 versus Georgetown on Dec. 15 at Capital One Arena. That evening, the team did a bus tour of the National Mall, stopping at the Lincoln Memorial. On Dec. 16, the Mustangs toured the U.S. Capitol with Congressman Pete Sessions, and then went to the Smithsonian National Museum of African American History and Culture.



SENIOR LEADER: SMU is 76-22 in games with Jarrey Foster on the floor, including a 51-5 record in games at Moody Coliseum.

SMU CAREER WINS (in games played)

1. ^ 109 Sterling Brown, 2013-17
2. ^ 108 Ben Moore, 2013-17
3. 85 Butch Moore, 1982-86
4. ^ 81 Cannen Cunningham, 2011-15
- ^ 81 Ryan Manuel, 2011-15
6. 80 Scott Johnson, 1983-87
7. 79 Terry Williams, 1983-87
8. ^ 78 Nic Moore, 2013-16
9. 76 Jarrey Foster, 2015-
10. 73 Jon Koncak, 1981-85
- 73 Ben Emelogu, 2014-18
12. 72 Larry Davis, 1981-85

^ wins from 2013-14 later vacated

SHORTHANDED: SMU played most of the season with 9 scholarship student-athletes available (8 on 4 occasions at Wichita State, at Cincinnati, at Houston, at USF). The Mustangs had 10 available for 13 of the 16 games Jarrey Foster played this season. SMU played the last 11 games of 2017-18 with seven or less scholarship student-athletes available. Shake Milton missed the final 11 games (right hand), Jarrey Foster missed the last 14 games (left knee) and Everett Ray was out for the final 16 contests (right ankle, left foot). Ethan Chargois (right ankle) missed the game versus [6/6] Cincinnati on Feb. 11. With Milton, Foster and Chargois in the starting lineup, SMU went 13-5 including wins versus [2/4] Arizona, [14/18] USC, [-/rv] Boise State and at [7/4] Wichita State. Over the last three seasons (100 games), the Mustangs played with:

- 6 available (4 times)
- 7 available (31 times)
- 8 available (13 times)
- 9 available (34 times)
- 10 available (18 times)

2018-19 Rankings (FINAL)				
AMERICAN RANKINGS			NCAA	
ALL GAMES - INDIVIDUAL				
Scoring	5	McMurray	18.1	93
	23	Chargois	12.4	
	25	Whitt	12.3	
	28	Mike	11.7	
Rebounding	8	Whitt	6.4	
	9	Hunt	6.4	
	12	Chargois	6.2	
FG Pct.	4	Hunt	0.554	
	11	Whitt	0.488	125
		McMurray	0.449	225
Assists	9	Whitt	4.0	156
FT Pct.	5	McMurray	0.827	
	12	Mike	0.763	
Steals	10	Whitt	1.4	201
3FG Pct.	5	McMurray	0.395	57
	12	Mike	0.368	
3PT FGM	2	McMurray	3.2	35
Blocked Shots	8	Mike	1.1	194
	12	Hunt	0.9	
Ast/TO Ratio	2	Whitt	2.7	25
Off. Rebs.	12	Whitt	2.1	
	15	Chargois	2.0	
Def. Rebs.	11	Hunt	4.5	
	12	Whitt	4.4	
	14	Chargois	4.2	
Minutes	2	Whitt	35.1	109
	13	McMurray	32.7	
	18	Mike	30.7	
	28	Chargois	28.9	
Double-Doubles		Whitt	5	210
		Chargois	4	
		Mike	2	
		Hunt	1	
Triple-Doubles		Whitt	1	3
ALL GAMES - TEAM				
Scoring Off.	7		72.0	190
Scoring Def.	6		70.3	147
Scoring Margin	9		1.7	156
FT Pct.	3		0.715	151
FG Pct.	6		0.442	185
FG Pct. Def.	8		0.428	117
3Pt.FG Pct.	5		0.341	203
3Pt.FG Pct. Def.	11		0.351	226
Reb. Off.	8		35.7	159
Reb. Def.	3		34.4	---
Reb. Margin	7		1.3	139
Blocked Shots	6		3.8	114
Assists	5		13.8	144
Steals	8		5.9	220
TO Margin	6		0.6	146
Ast./TO Ratio	4		1.3	58
Off. Rebs.	6		11.7	62
Def. Rebs.	10		23.9	277
Def. Reb. Pct.	12		0.684	---
Off. Reb. Pct.	4		0.334	---
3PT FG Made	2		8.2	120
Turnovers	2		11.0	31
Turnovers Forced	11		11.6	291
W-L Pct.			0.469	211
Personal Fouls			16.1	51

CONFERENCE ONLY RANKINGS ON NEXT PAGE

2018-19 Specialty Stats					
	Off T/O	2ndCh	Paint	FastB	Bench
SMU	12.6	11.0	27.8	11.2	10.7
Opponent	11.5	12.4	27.6	8.7	17.9



Head Coach Tim Jankovich was named the 2016-17 AAC Coach of the Year, NABC All District Coach, USBWA District Coach of the Year and was 1 of 10 semifinalists for the Naismith Trophy Men's College Coach of the Year.

HUNTING FOR REBOUNDS: Freshman Feron Hunt tied Jimmy Whitt Jr. for the team lead in rebounding at 6.4 per game. He is just the sixth Mustang to lead the team as a freshman.

Ira Terrell 1972-73 (14.1)
 Jon Koncak 1981-82 (5.7)
 Jeryl Sasser 1997-98 (8.3)
 Patrick Simpson 2001-02 (6.8)
 Papa Dia 2007-08 (6.5)
 Feron Hunt 2018-19 (6.4)

TRIPLE-DOUBLES: Jimmy Whitt Jr. had his first career triple-double in the win against McNeese on Nov. 29. Whitt had 12 points, 10 rebounds and a career-high 10 assists with 3 steals. It was the fifth triple-double in program history, the third person to accomplish the feat at SMU and the first since 1999. He was one of 26 players in NCAA Division I with a triple-double this season. He had five double-doubles during the season.

SMU Triple-Doubles

Gerald Lewis at Baylor (2-3-1993) - 28 points, 12 rebounds & 12 assists
 Gerald Lewis vs. Baylor (3-3-1993) - 15 points, 11 rebounds & 10 assists
 Gerald Lewis vs. Texas (3-6-1993) - 13 points, 11 rebounds & 17 assists
 Jeryl Sasser vs. Lamar (11-23-1999) - 16 points, 10 rebounds & 10 assists
Jimmy Whitt Jr. vs McNeese (11-29-2018) - 12 points, 10 rebounds & 10 assists

NBA DRAFT: Shake Milton was selected 54th in 2018 (picked by Dallas, then traded to Philadelphia)

- Second straight year SMU had a selection in the NBA Draft, best since 1985, 1986 & 1987.
 - SMU is one of nine teams with an early entrant selected in back-to-back NBA Drafts: Semi Ojeleye in 2017. (Arizona, Creighton, Duke, Michigan, Oregon, Texas, Kentucky, SMU, UCLA)
 - SMU is one of 14 teams with a selection in the 2017 and 2018 NBA Drafts. (Arizona, Colorado, Creighton, Duke, Texas, Kansas, Kentucky, Miami (FL), Michigan, Oregon, Purdue, SMU, UCLA, Villanova)
 - SMU is one of three schools with a selection in the first two rounds of the MLS, NFL and NBA drafts (Louisville, Maryland, SMU)
 MLS – Michael Nelson – 1st Round 20th overall (Houston Dynamo)
 MLS – Mauro Cichero – 2nd Round 29th overall (FC Dallas)
 NFL – Courtland Sutton – 2nd Round 40th overall (Denver Broncos)
 NBA – Shake Milton – 2nd Round 54th overall (Dallas Mavericks)

HEAD COACH TIM JANKOVICH... is in his third season at the helm at SMU after four seasons as the associate head coach. He is in his 36th season as a collegiate coach, and his 14th as a head coach. As a head coach, he is **228-159 (.589) [71-38 at SMU (.651), including 48-13 at Moody Coliseum (started 36-0, second best in NCAA history)]**. That includes a 104-64 mark at ISU where his teams recorded four top-three finishes in the Missouri Valley, reached the conference tournament final three times and earned four NIT bids. As an assistant or head coach, his teams are 628-375 (.626) with six regular season conference championships, four league tournament titles, nine NCAA Tournament appearances and eight NIT bids. This is his 12th season as the leader of a Division I program, including five as head coach at Illinois State (2007-12) and four at North Texas (1993-97). The 2017-18 Mustangs started 13-6 with three wins over ranked opponents, topping No. 2 Arizona in the Battle 4 Atlantis tournament, No. 14 USC at Moody Coliseum and No. 7 Wichita State on the road. In 2016-17, SMU finished 30-5 and No. 11 in the AP poll after winning The American regular season and tournament titles en route to the NCAA Tournament. In 2015-16, he coached the Mustangs to a 9-0 start as SMU was eventually the last unbeaten team in the country at 18-0, and winning the Las Vegas Classic title during the season-opening streak. The Mustangs went 25-5, finishing the season ranked No. 24 after reaching a high of No. 8. In 2014-15, the Mustangs claimed the AAC regular season and tournament championships en route to the NCAA Tournament. SMU was the top seed in the 2014 NIT, reaching the title game.

- **7 Conference Titles** (Colorado St. - WAC '89, '90; Kansas - Big 12 '05, '06, '07; **SMU - AAC '15, '17**)
 - **5 Conference Tournament Titles** (Illinois - Big Ten '03; Kansas - Big 12 '05, '06; **SMU - AAC '15, '17**)
 - **10 NAAs** (CSU '89, '90; Oklahoma St '93; Illinois '03; Kansas '04 RF, '05, '06, '07 RF; **SMU - '15, '17**)
 - 8 NITs (CSU '88, Vanderbilt '00, '02; Illinois State '08, '09, '10, '12; SMU '14 Final)

AP TOP 15 WINS: The Mustangs have five wins against the AP top 15 teams under Tim Jankovich.

Feb. 12, 2017 - No. 11 Cincinnati, 60-51
 March 12, 2017 - vs. No. 15 Cincinnati, 71-56 (AAC Tournament Championship)
 Nov. 23, 2017 - vs. No. 2 Arizona, 66-60 (Battle 4 Atlantis)
 Dec. 2, 2017 - No. 14 USC, 72-55
 Jan. 17, 2018 - at No. 7 Wichita State, 83-78

JANKOVICH IN CONFERENCE TOURNAMENT AND POSTSEASON GAMES: His teams are 15-10 (.610) in conference tournament games with a 5-2 record in the American Athletic Conference Tournament. He has led his teams to one title (AAC 2017) and five trips to the championship game (Missouri Valley, 2008, '09, '12; Southland, 1994). He is 5-2 at SMU. While at Illinois State, Jankovich went 7-5 in conference tournament play. He is 0-1 after his first trip to the NCAA Tournament as a head coach in 2017. He was 2-4 at Illinois State in the NIT (2008, '09, '10, '12).

2018-19 Rankings (FINAL)

AMERICAN RANKINGS

CONFERENCE GAMES - INDIVIDUAL

Scoring	6	McMurray	17.5
	18	Mike	12.8
	25	Whitt	12.0
	26	Chargois	11.9
Rebounding	9	Whitt	6.6
	T-13	Chargois	6.1
	15	Hunt	5.8
	17	Mike	5.7
FG Pct.	4	Hunt	0.539
Assists	T-8	Whitt	4.0
FT Pct.	T-12	Mike	0.755
	14	Chargois	0.753
Steals	11	Whitt	1.2
3FG Pct	10	Mike	0.389
	14	McMurray	0.362
3PT FGM	4	McMurray	2.8
	T-11	Mike	1.9
Blocked Shots	T-5	Mike	1.3
	9	Hunt	1.2
Ast/TO Ratio	2	Whitt	2.6
Off. Rebs.	10	Whitt	2.1
	14	Chargois	1.8
Def. Rebs.	8	Whitt	4.5
	T-10	Hunt	4.4
	14	Chargois	4.3
Minutes	2	Whitt	36.1
	16	McMurray	32.6
	18	Mike	32.0
	T-22	Chargois	30.6
Double-Doubles		Whitt	3
		Chargois	2
		Mike	2
		Hunt	1

CONFERENCE GAMES - TEAM

Scoring Off.	10	69.0
Scoring Def.	7	71.7
Scoring Margin	10	-2.7
FT Pct.	4	0.730
FG Pct.	7	0.422
FG Pct. Def.	6	0.421
3Pt.FG Pct.	8	0.320
3Pt.FG Pct. Def.	9	0.351
Reb. Off.	7	36.0
Reb. Def.	7	36.8
Reb. Margin	T-8	-0.8
Blocked Shots	2	4.3
Assists	7	13.4
Steals	10	4.8
TO Margin	9	-0.6
Ast./TO Ratio	4	1.2
Off. Rebs.	6	11.3
Def. Rebs.	7	24.7
Def. Reb. Pct.	11	0.666
Off. Reb. Pct.	5	0.317
3PT FG Made	3	7.8
Turnovers	2	10.8
Turnovers Forced	11	10.2



Former President George W. Bush regularly attends games at Moody Coliseum. The George W. Bush Presidential Library and Museum and the George W. Bush Institute are on the SMU campus.

ATTENDANCE: In 2018-19, SMU surpassed 100,000 in attendance for the sixth straight season. In 2014-15, SMU set a season attendance record of 124,986 total and 6,944 average. The New Moody single-game attendance record of 7,518 was set in the 60-51 win against then No. 11/11 Cincinnati (Feb. 12, 2017).

Total	Season	AAC Champs
124,986	2014-15	AAC Champs
124,198	2016-17	AAC Champs
119,878	2017-18	
117,420	2015-16	
107,412	2013-14	
103,856	2018-19	
101,296	1984-85	

TROPHY CASE: Since the start of the 2013-14 season, the Mustangs have added six items to the trophy case after adding the 2016-17 American Athletic Conference regular season and tournament titles. SMU has also won the 2015-16 Las Vegas Classic (12/16-12/23). In 2014-15, SMU won American Athletic Conference regular season and tournament titles. In 2013-14, SMU was the runner-up in the NIT.

AMERICAN ATHLETIC CONFERENCE WINS (Through March 10): SMU has the third-highest win total in league play (57-33) since the start of the 2014-15 season. The Mustangs have won the AAC regular season and tournament titles in 2014-15 and 2016-17. SMU went 17-1 in 2016-17 and 15-3 in 2014-15. SMU finished second at 13-5 in 2015-16, one game behind Temple.

	W	L	PCT
Cincinnati	71	19	0.789
Houston	58	32	0.644
SMU	57	33	0.633
Temple	55	35	0.611
Tulsa	54	36	0.600
Memphis	48	42	0.533
UCF	44	46	0.489
Connecticut	43	47	0.478
East Carolina	23	67	0.256
USF	19	71	0.211
Tulane	17	73	0.189
Wichita State	24	12	0.667

INDIVIDUAL AWARDS:

- All-AAC
 - Jahmal McMurray (Second Team - March 11)
- Preseason All-AAC
 - Jahmal McMurray (Second Team - Oct. 15)
 - Jarrey Foster (Second Team - Oct. 15)
 - Jarrey Foster (Blue Ribbon College Basketball Yearbook - Sept. 20)
- Cancun Challenge All-Tournament Team
 - Jahmal McMurray (tournament-record 98 points in 4 games)
- American Athletic Conference Weekly Honor Roll
 - Jahmal McMurray - Nov. 26 (23.0 pts, 11-21 3FGs, 7-8 FTs)
 - Jimmy Whitt Jr. - Dec. 3 (3-0, 8.0 pts, 6.3 rebs, 5.3 asts, 2.7 stls, triple-double 12p/10r/10a vs Lamar)
 - Isiah Mike - Dec. 17 (17 pts, 9 rebs, 4 asts, blk, stl in win at Georgetown)
 - Jimmy Whitt Jr. - Dec. 24 (22 pts, 6 rebs, 4 asts, 3 stls in win vs Cornell)
 - Jimmy Whitt Jr. - Jan. 7 (14.0 pts, 7.5 rebs, 5.5 asts, 3.0 stls w/ one TO in 2-0 week)
 - Jimmy Whitt Jr. - Jan. 14 (15.0 pts, 10.0 rebs, 3.0 asts, 2.0 stls w/ 2 double-doubles)
 - Jahmal McMurray - Jan. 28 (29 pts, 10-18 FGs, 5-9 3FGs, 4 asts, 3 rebs, blk, stl, win vs Tulane)

SMU is one of 18 teams ranked in the AP Top 20 in 4 of the previous 5 seasons (2013-14 to 2017-18)

Arizona
Baylor
Cincinnati
Duke
Florida
Gonzaga
Iowa State
Kansas
Kentucky
Louisville
Michigan State
North Carolina
Notre Dame
SMU
Villanova
Virginia
Wichita State
Wisconsin

AP Top 25 (FINAL)

RK	TEAM	REC	PTS
1	Duke(58)	29-5	1592
2	Virginia(5)	29-3	1497
3	North Carolina	27-6	1453
4	Gonzaga(1)	30-3	1398
5	Michigan State	28-6	1382
6	Tennessee	29-5	1270
7	Kentucky	27-6	1232
8	Michigan	28-6	1146
9	Texas Tech	26-6	1033
10	Florida State	27-7	1017
11	Houston	31-3	933
12	LSU	26-6	886
13	Purdue	23-9	727
14	Auburn	26-9	665
15	Buffalo	31-3	608
16	Virginia Tech	24-8	595
17	Kansas	25-9	590
18	Kansas State	25-8	529
19	Wofford	29-4	385
20	Nevada	29-4	361
21	Wisconsin	23-10	339
22	Cincinnati	28-6	335
23	Villanova	25-9	306
24	Iowa State	23-11	245
25	Utah State	28-6	73

Others receiving votes: Marquette 63, Maryland 55, Mississippi State 35, Murray State 12, New Mexico State 11, **UCF 9**, Louisville 8, VCU 4, Seton Hall 3, Old Dominion 2, Liberty 1



USA Today Coaches Poll (FINAL)

RK	TEAM	REC	PTS
1	Virginia(32)	35-3	800
2	Texas Tech	31-7	767
3	Michigan State	32-7	722
4	Duke	32-6	667
5	Auburn	30-10	665
6	Gonzaga	33-4	633
7	Kentucky	30-7	590
8	Purdue	26-10	563
9	North Carolina	29-7	552
10	Tennessee	31-6	535
11	Michigan	30-7	485
12	Houston	33-4	470
13	Florida State	29-8	409
14	Virginia Tech	26-9	384
15	LSU	28-7	313
16	Kansas	26-10	241
17	Buffalo	32-4	232
18	Wofford	30-5	205
19	Kansas State	25-9	171
20	Villanova	26-10	127
21	Oregon	25-13	117
22	Maryland	23-11	110
23	Nevada	29-5	105
24	Wisconsin	23-11	93
25	Iowa State	23-12	85

Others receiving votes: **UCF 79**, **Cincinnati 62**, Murray State 39, Marquette 31, Washington 26, Baylor 21, Iowa 18, Utah State 14, UC Irvine 11, Oklahoma 11, Louisville 8, Liberty 8, Ohio State 7, Arizona State 6, Seton Hall 6, Mississippi State 6, Florida 2, Minnesota 2, Texas 2



SMU fans set a Moody Coliseum attendance record of 7,518 for the 60-51 win against No. 11/11 Cincinnati on Feb. 12, 2017.



SMU - Highest Win Percentage (50+ Wins)

.685 ^	Larry Brown	85-39	2012-16
.651	Tim Jankovich	71-38	2015-
.609	Doc Hayes	299-192	1947-67
.584	Dave Bliss	142-101	1980-88
.565	J.W. St. Clair	140-108	1924-38
.535	Mike Dement	138-120	1995-04

^ On court (58-39 official)

SMU - Highest Home Win Percentage (2+ Seasons)

.820 ^	Larry Brown	50-11	2012-16
.787	Tim Jankovich	48-13	2015-
.771	Doc Hayes	172-51	1947-67
.723	Dave Bliss	86-33	1980-88
.721	J.W. St. Clair	93-36	1924-38
.682	Sonny Allen	45-21	1975-80
.675	Mike Dement	81-39	1995-04
.655	Jimmy Tubbs	19-10	2004-06
.624	Bob Prewitt	63-38	1967-75

^ On court (32-11 official)

NBA - DRAFT: Shake Milton was selected in the second round (54th overall) of the 2018 NBA Draft. He was picked by the Dallas Mavericks, then traded to the Philadelphia 76ers where he signed a two-way contract. SMU's Semi Ojeleye and Sterling Brown were selected in the 2017 NBA Draft. Ojeleye was selected 37th overall by the Boston Celtics and Brown was picked 46th overall by the Philadelphia 76ers (traded to Milwaukee). This was the fourth time the Mustangs had multiple picks in the NBA Draft, but the first time with multiple selections in the first two rounds. Ben Moore signed as a free agent with the Indiana Pacers and is now on a two-way contract with the San Antonio Spurs.

NBA DRAFT PICKS - LAST 2 YEARS

1. Duke - 8
2. Kentucky - 7
3. Villanova - 5, UCLA - 5
5. Oregon - 4, Kansas - 4
7. SMU - 3, Arizona - 3, Miami - 3



Jimmy Whitt Jr. & Isiaha Mike in Verona, Italy.



In August of 2017, the Mustangs went 3-0 on a basketball trip to Montreal and Toronto.

INTERNATIONAL EXPERIENCE FOR THE MUSTANGS (Current Roster): In the past few seasons, several Mustangs have played in international events or gone on international tours. Additionally, 2-time AAC Player of the Year and All-American Nic Moore helped Team USA win the gold medal at the 2015 World University Games in South Korea.

2018: Jimmy Whitt Jr. & Isiaha Mike went to Italy with USA East Coast. William Douglas, Ethan Chargois and Feron Hunt went to Belgium, Germany and the Netherlands with Global Sports Academy.

2017: Team International Tour to Canada (games in Montreal & Toronto)

2016: Global Sports Academy Goodwill Tour U.S. Team (Croatia): Jarrey Foster

NON-CONFERENCE REGULAR SEASON UNDER JANKOVICH: SMU is 37-10 in regular-season non-conference games under Jankovich. SMU was 10-3 in non-conference action in 2016-17 after going 12-0 in non-conference play in 2015-16, including winning the Las Vegas Classic.

SMU - Most Wins In A Season (* Conference Champions)					
Wins	Season	Record	Coach	Postseason	
30	2016-17*	30-5	Jankovich	NCAA 1st Rnd	
28	1987-88*	28-7	Bliss	NCAA 2nd Rd	
27 ^	2013-14	27-10	Brown	NIT Final	
27	2014-15*	27-7	Brown	NCAA 2nd Rnd	
26	1955-56*	26-4	Hayes	NCAA Final 4	
25	1983-84	25-8	Bliss	NCAA 2nd Rnd	
25	2015-16	25-5	Jankovich/Brown	NCAA 2nd Rnd	
23	1984-85	23-10	Bliss	NCAA 2nd Rd	
22	1956-57*	22-4	Hayes	NCAA Reg SF	
21	1999-00	21-9	Dement	NIT 1st Rnd	

SMU - Most Conference Wins In A Season (* Champions)				
Wins	Season	League	Overall	Coach
17	2016-17	* 17-1	30-5	Tim Jankovich
15	2014-15	* 15-3	27-7	Larry Brown
13	2015-16	13-5	25-5	Larry Brown

SMU - Longest Winning Streaks				
Wins	Coach	Start Date	End Date	
20	Doc Hayes	12-22-1955	3-22-1956	
18	Brown/Jankovich	11-14-2015	1-24-2016	
16	Tim Jankovich	1-15-2017	3-17-2017	
10	Mike Dement	11-22-1997	1-3-1998	
10	Doc Hayes	2-2-1966	3-11-1966	
10	Tim Jankovich	12-2-2016	1-12-2017	
9	Dave Bliss	11-23-1984	12-25-1984	
9	Doc Hayes	12-6-1947	1-10-1948	

SMU - Polls Ranked AP Same Season (* Conf. Champs)					
Weeks	Season	Record	Conf.	Coach	
17	2015-16	24-4	12-4	Jankovich/Brown	
16	1984-85	23-10	10-6	Bliss	
14 (all)	1956-57	22-4	* 11-1	Hayes	
9	2014-15	27-7	* 15-3	Brown	
8	1955-56	26-4	* 12-0	Hayes	
6	2016-17	30-5	* 17-1	Jankovich	

SMU - Most Consecutive Polls Ranked By AP				
Polls	Season(s)	Coach		
22	1955-56 (last 8), 1956-57 (all 14)	Hayes		
17	2015-16 (last 17)	Jankovich/Brown		
16	1984-85 (first 16)	Bliss		
7	2014-15 (last 7)	Brown		
6	2016-17 (last 6)	Jankovich		

SMU - Most Wins At SMU Against AP Top 25					
Wins	Seasons	vs Top 25	Record	Coach	
13	1947-67	13-13	299-192	Doc Hayes	
5	1980-88	5-22	142-101	Dave Bliss	
5	2015-	5-9		Tim Jankovich	
4 ^	2012-16	4-5	85-39	Larry Brown	
4	1975-80	4-20	61-77	Sonny Allen	

SMU - Best Home Starts					
Start	Season	Home	Overall	Coach	
18-0	2016-17	18-0	30-5	Tim Jankovich	
15-0	1984-85	15-1	23-10	Dave Bliss	
15-0 ^	2013-14	18-1	27-10	Larry Brown	
13-0	1999-00	13-2	21-9	Mike Dement	
12-0	1956-57	13-1	22-4	Doc Hayes	
12-0	2015-16	16-1	25-5	Jankovich/Brown	
11-0	2017-18	13-5	17-16	Tim Jankovich	

Undefeated Home Seasons: 1916-17 (8-0), 1937-38 (5-0), 1954-55 (9-0), 1955-56 (10-0), 2016-17 (18-0)

SMU - Longest Home Winning Streaks				
Wins	Coach	Start Date	End Date	
34	Doc Hayes	2/6/54	3/15/1957	
33	Brown/Jankovich	2/13/16	1/10/2018	
19	Dave Bliss	2/15/84	2/27/1985	
15 ^	Larry Brown	11/11/13	3/5/2014	
15	Brown/Jankovich	2/14/15	2/10/2016	
13	Bliss/John Shumate	1/23/88	1/21/1989	
13	Mike Dement	11/20/99	2/28/2000	

SMU - Home Conference Winning Streaks				
Wins	Coach	Start Date	End Date	
27	Doc Hayes/TAMU	1953-54/3/1/1958		
15	Bob Prewitt	2/9/1971	2/10/1973	
14	Brown/Jankovich	2/21/2016/1/10/2018		
13	Jimmie W. St. Clair	BU '36-37/2/6/1939		
10	Jimmie W. St. Clair	BU '24-25/Ark. '26-27		
9	Doc Hayes	2/5/1966	2/14/1967	
9	Dave Bliss	2/15/1984	2/27/1985	
8	Jimmie W. St. Clair	2/7/1930/Ark. '30-31		
8	Bliss/Shumate	1/23/1988/1/21/1989		
8 ^	Larry Brown	1/4/2014	3/5/2014	
8	Larry Brown	2/14/2015/2/10/2016		

^ Wins from 2013-14 later vacated

SMU BASKETBALL - HONORS (Awards/Honors since 2013-14)

- NBA Draft Picks (Semi Ojeleye & Sterling Brown in '17, Shake Milton in '18)
- AAC Players of the Year (Nic Moore '15, '16; Semi Ojeleye '17)
- AP All-America Honorable Mention (Nic Moore '15, '16; Semi Ojeleye '17)
- Academic All-American (Semi Ojeleye '17)
- Wooden Award Watch List (Nic Moore '15, '16)
- Naismith Trophy Watch List (Nic Moore '15, '16; Shake Milton '18)
- Karl Malone Award Watch List (Markus Kennedy '16)
- Bob Cousy Award Watch List (Nic Moore '16; Shake Milton '18)
- Lute Olson Award Watch List (Nic Moore '15; Shake Milton '18)
- Jerry West Award Watch List (Shake Milton '17)
- Oscar Robertson Trophy Watch List (Nic Moore '16)
- NABC All-District (Nic Moore '14, '15, '16; Markus Kennedy '14, '15; Yanick Moreira '15; Ben Moore '16; Semi Ojeleye '17; Shake Milton '17, '18)
- USBWA All-District (Nic Moore '14, '16; Semi Ojeleye '17; Shake Milton '18)
- NABC College All-Star (Sterling Brown '17; Ben Moore '17)
- All-AAC 1st Team (Nic Moore '14, '15, '16; Semi Ojeleye '17)
- All-AAC 2nd Team (Markus Kennedy '14, '15; Yanick Moreira '15; Sterling Brown '17; Ben Moore '17; Shake Milton '17, '18; Jahmal McMurray '19)
- AAC Sixth Man of the Year (Markus Kennedy '15, '16; Ben Emelogu II '17)
- NABC Good Works Team Nominee (Semi Ojeleye '16; Jonathan Wilfong '17)
- Senior CLASS Award Nominee (Nic Moore '16; Ben Emelogu II '18)

DOUBLE-DOUBLES (Current Roster Only):

2018-19	Opponent	Stats	Season	Career
Ethan Chargois	Western Carolina 11/14	12 pts, 10 rebs	1st	1st
Ethan Chargois	Lipscomb 11/17	22 pts, 11 rebs	2nd	2nd
Jimmy Whitt Jr.	vs Bradley 11/20	12 pts, 13 rebs	1st	1st
Jimmy Whitt Jr.	McNeese 11/29	12 pts, 10 rebs, 10 asts	2nd	2nd
Jimmy Whitt Jr.	at Tulane 1/4	11 pts, 11 rebs (5a/4s)	3rd	3rd
Jimmy Whitt Jr.	at Connecticut 1/10	20 pts, 11 rebs (2a/3s)	4th	4th
Jimmy Whitt Jr.	Tulsa 1/12	10 pts, 10 rebs (4a/1s)	5th	5th
Ethan Chargois	[21/17] Houston 1/16	10 pts, 12 rebs	3rd	3rd
Ethan Chargois	at Wichita State 1/30	16 pts, 12 rebs	4th	4th
Isiaha Mike	UCF 2/10	18 pts, 10 rebs	1st	3rd
Isiaha Mike	at Temple 2/13	14 pts, 11 rebs	2nd	4th
Feron Hunt	at USF 3/10	17 pts, 14 rebs	1st	1st
2017-18	Opponent	Stats	Season	Career
Everett Ray	UAPB 11/18	12 pts, 10 rebs	1st	1st
2016-17	Opponent	Stats	Season	Career
Jarrey Foster	USF 1/7	17 pts, 12 rebs	1st	1st
Isiaha Mike #	Saint Louis 1/11	24 pts, 13 rebs	1st	1st
Isiaha Mike #	at George Mason 3/1	20 pts, 11 rebs	1st	2nd
# at Duquesne				

2017-18 IN REVIEW: The 2017-18 Mustangs started 13-6 with three wins over ranked opponents, topping No. 2 Arizona in the Battle 4 Atlantis tournament, No. 14 USC at Moody Coliseum and No. 7 Wichita State on the road. Shake Milton was named All-AAC Second Team, NABC All-District Second Team and USBWA All-District. Milton was selected in the second round of the NBA Draft and is on a two-way contract with the Philadelphia 76ers. During the season, Milton was on the Naismith Trophy, Wooden Award, Lute Olson and Bob Cousy watch lists. Ethan Chargois was named to the AAC All-Rookie Team. Ben Emelogu led The American in 3-point percentage (.470). The Mustangs eventually finished 17-16 after leading scorers Jarrey Foster and Shake Milton missed February and March due to injuries.

SMU - Conference Winning Streaks

Wins	Coach	Start Date	End Date
20	Doc Hayes	at TAMU 2/15/55	at UT 1/18/57
15	Tim Jankovich	at Tulane 1/15/17	at Tulane 1/4/18
12	Doc Hayes	at Ark. 2/2/66	at UT 1/10/67
11	Dave Bliss	Baylor 2/15/84	at TTU 1/26/85

SMU - Most Home Wins In A Season

Wins	Season	Home	Record	Coach
18 ^	2013-14	18-1	27-10	Larry Brown
18	2016-17	18-0	30-5	Tim Jankovich
16	2014-15	16-2	27-7	Larry Brown
16	2015-16	16-1	25-5	Brown/Jankovich
15	1984-85	15-1	23-10	Dave Bliss
15	2010-11	15-7	20-15	Matt Doherty

SMU - Season Home Attendance Average (6500+)

Average	Season	Champs
6944	2014-15	AAC Champs
6907	2015-16	
6900	2016-17	AAC Champs
6665	1961-62	SWC Champs
6600	2017-18	
6647	1959-60	

SMU - Season Home Attendance Total (100,000+)

Total	Season
124,986	2014-15
124,190	2016-17
119,878	2017-18
117,420	2015-16
107,412	2013-14
103,856	2018-19
101,296	1984-85

SMU - Single-Game Attendance In New Moody Coliseum

7,518	[11/11] Cincinnati, 2-9-2017 (W, 60-51)
7,395	Connecticut, 2-14-2015 (W, 73-55)
7,314	Tulsa, 3-8-2015 (W, 67-62)
7,305	[11/9] Louisville, 3-5-2014 (L, 84-71)
7,303	Connecticut, 3-3-2016 (W, 80-54)
7,278	[7/7] Cincinnati, 2-8-2014 (W, 76-55)
7,249	Gonzaga, 2-13-2016 (W, 69-60)
7,245	Michigan, 12-8-2015 (W, 82-58)
7,242	Memphis, 3-4-2017 (W, 103-62)
7,205	Memphis, 1-30-2016 (W, 80-68)

SMU - Best Starts with 0 losses

Start	Season	Record	Coach
18-0	2015-16	25-5	Jankovich/Brown
10-0	1997-98	18-10	Mike Dement
9-0	1984-85	23-10	Dave Bliss

SMU - Most Road Wins In A Season

Wins	Season	Road	Overall	Coach
10	1955-56	10-2	26-4	Doc Hayes
9	2014-15	9-4	27-7	Larry Brown
8	1961-62	8-5	18-17	Doc Hayes
8	1983-84	8-4	25-8	Dave Bliss
8	2016-17	8-3	30-5	Tim Jankovich
7	1966-67 (7-3), '87-88 (7-4), '92-93 (7-4), '99-00 (7-6)			Brown/Jankovich
7	2015-16	7-4	25-5	Brown/Jankovich

SMU - Most Consecutive Road Wins

8	1955-56		Doc Hayes
7	2014-15		Larry Brown
6	1966-67		Doc Hayes
6	'14-15 (last 1), '15-16 (first 5)		Brown/Jankovich
6	2016-17 (last 6)		Tim Jankovich

SMU - Most Conference Road Wins In A Season

Wins	Season	League	Overall	Coach
8-1	2016-17	17-1	30-5	Tim Jankovich
7-2	2014-15	15-3	27-7	Larry Brown
6-0	1955-56	12-0	26-4	Doc Hayes
6-1	1966-67	12-2	20-6	Doc Hayes
6-2	1983-84	12-4	25-8	Dave Bliss

SMU - Most Consecutive Conference Road Wins

10	1954-55 (last 2), '55-56 (6), '56-57 (1st 2)	Doc Hayes
7	1983-84 (last 4) to 1984-85 (first 3)	Dave Bliss
7	2014-15 (1/11 at UCF to 2/26 at Memphis)	Brown

^ Wins from 2013-14 later vacated

ETHAN CHARGOIS (6-9, 235, F, SO.): 2018-19: Played in every game (started all but senior day vs Wichita State 3/3)... 12.4 points (2nd SMU, 23rd AAC), 6.2 rebounds (3rd SMU, 12th AAC), 2.0 offensive rebounds (2nd SMU, 15th AAC), 4.2 defensive rebounds (2nd SMU, 14th AAC) ... Had four double-doubles ... shot 34.9% from three... **GAME HIGHLIGHTS:** Had 19 points and 5 rebounds in win against USF 3/10 ... Conference career high 21 points in 38 minutes vs. [12/12] Houston 3/7... Recorded career high 12 rebounds, 16 points and 2 assists in fourth double-double of the season against Wichita State 1/30 ... Recorded third double-double of the season scoring 10 points and a career high 12 rebounds vs. Houston 1/16 ... Had 18 points, 5 rebounds, 2 steals and 1 assist in win over Tulsa 1/12 ... Had 17 points, 6 rebounds, 2 steals and a career-high 4 assists in the win vs Lamar 11/27... Had 22 points and 11 rebounds with 3 assists, a seal and a block vs Lipscomb 11/17... Career-high 25 points with 8 rebounds, 2 assists and 2 blocks vs Southern Miss 11/11.

NAT DIXON (6-4, 180, G, SR.): 2018-19: Played 31 of 32 games (DNP at USF 3/10 - back)... Averaged 5.0 points and 1.5 assists... **GAME HIGHLIGHTS:** Added 11 points (3 3FG and 4 FG) against Wichita State 1/30 ... Had 11 points in a 15-2 run to go from down 15-7 to up 23-17 with an assist and a steal in 19 minutes in win at Georgetown 12/15.

WILLIAM DOUGLAS (6-5, 180, G, SO.): 2018-19: Played in 25 games ... totaled 19 points 17 rebounds... **GAME HIGHLIGHTS:** Had 2 points, a block, a rebound and an assist in 8 minutes in the win vs Connecticut 2/21.

JARREY FOSTER (6-6, 220, G, JR.): 2018-19: Played 16 games ... Averaged 6.9 points, 3.6 rebounds, 1.5 assists... **CAREER RECORDS:** Played in 76 wins, 9th all-time at SMU ... 51-5 at Moody Coliseum... **GAME HIGHLIGHTS:** Had 10 points and 6 rebounds in the AAC Tournament win over Tulsa 3/14... Had 11 points (4-5 FG, 1-1 3FG, 2-3 FT) with 2 rebounds in 18 minutes as he made his season debut in the win vs Lamar 11/27... **AWARDS:** Preseason All-AAC Second Team... **INJURY NOTE:** Missed the first six games while recovering from torn ACL... missed 10 games from (1/19 - 2/27) with a sprained knee injury, returned for senior day vs. Wichita State 3/3.

FERON HUNT (6-8, 190, F, Fr.): 2018-19: Played in every game, started 8... 7.6 points, 6.4 rebounds (T-1st SMU, 9th AAC), 4.5 defensive rebounds (1st SMU, 11th AAC), 0.9 blocked shots (2nd SMU, 12th AAC) ... 19 games with 7 or more rebounds ... **GAME HIGHLIGHTS:** Recorded career high 17 points and 14 rebounds in first double-double at SMU adding an assist, a block and a steal in win over USF 3/10 ... Led the team with 14 points, 3 rebounds, an assist and a steal against Wichita State 3/3 ... Recorded 13 points, 8 rebounds, 2 blocks and 1 steal against USF 2/7 ... Had 11 points, 7 rebounds in first career start against Cincinnati 2/2... Recorded career high 3 blocks for second time in the season against Wichita State 1/30... Added 12 points (4-4 FG, 2-2 3FG, 2-2 FT) with 9 rebounds in the win over Cornell 12/22... Had 11 points, 9 rebounds, 2 steals and a block vs Lipscomb 11/27... **RECORDS:** Shot 55.4% from the field, 20th all-time in a single season at SMU and 3rd by a freshman.

JAHMAL MCMURRAY (6-0, 175, G, SR.): 2018-19: Played in every game... 18.1 points (1st SMU, 5th AAC), 39.5% 3FGs (5th AAC), 3.2 threes made (2nd AAC, 35th NCAA) ... Averaged 2.6 assists with a 1.5 ast/to ratio... **GAME HIGHLIGHTS:** Recorded 27 points, 5 assists, 2 rebounds and a steal in win over Tulsa in the AAC Tournament 3/14 ... Had 13 points, 2 steals, 3 rebounds and a career high 6 assists in win over USF 3/10 ... Led the team with 24 points (9-13 FG, 5-6 3FG, 1-1 FT) against [12/12] Houston 3/7 ... Scored a team high 27 points against [23/22] Cincinnati 2/27... Had a team-high 22 points at Temple 2/13 ... Team-high 21 points at Cincinnati 2/2 ... Had 22 points and 4 rebounds, tying season high of 7 threes made in win against Tulsa 1/12 ... Team-high 18 points and a career-high 9 assists in the win vs Lamar 11/27... Had 27 points (9-16 FG, 7-11 3FG, 2-2 FT) with 3 rebounds and 2 steals in the win vs Wright State 11/21... Career-high 34 points (14-17 FG, 5-7 3FG, 1-1 FT) with 2 assists, 2 rebounds and a steal in the win vs Western Carolina 11/14... **HONORS:** All-American Athletic Conference Second Team (March 11) ... AAC Weekly Honor Roll (Nov. 26, Jan. 28) ... Preseason All-AAC Second Team... Cancun Challenge All-Tournament Team (tournament record 98 points in 4 games)... **SEASON RECORDS:** 101 3FGM (1st at SMU), 580 points (9th at SMU) ... **CAREER RECORDS:** 82.9% FTs (T-5th at SMU, 16.7 points (8th SMU), 163 threes made (8th at SMU).

ISIAHA MIKE (6-8, 200, F, SO.): 2018-19: Started every game... Averaged 11.7 points (4th SMU, 28th AAC), 5.4 rebounds (3rd SMU), 1.7 assists, 76.3% FTs (12th AAC), 36.8% 3FGs (12th AAC), 1.1 blocked shots (1st SMU, 8th AAC)... Had 19 games in double-digits, 8 games with 2 or more blocks and 5 games with 8 or more rebounds, had two double-doubles... **GAME HIGHLIGHTS:** Had a double-double (14 points, 11 rebounds) 3 assists, a block and a steal at Temple 2/13 ... Had his first double-double at SMU (18 points, 10 rebounds) against UCF 2/10 ... Team-high 18 points (4-7 3FG) with 5 rebounds, 3 assists and 2 blocks against USF 2/7 ... Had 17 points, 6 rebounds, a block and a steal at [rv/rv] Cincinnati 2/2 ... and 10 rebounds vs UCF 2/10... Career-high 25 points (8-12 FG, 5-7 3FG, 4-4 FT) with 7 rebounds, an assist and a steal at Wichita State 1/30... Scored 20 points (7-10 FG, 5-5 3FG) with 3 steals, 3 rebounds and 2 assists vs Tulane 1/26... 2 assists vs Tulane 1/26... Had 17 points (including 9-13 FTs) and a game-high 9 rebounds with 4 assists, a block and a steal in the win at Georgetown 12/15... **AWARDS:** AAC Weekly Honor Roll (12/17).

JAMES PYLE (6-3, 175, G, JR.): 2018-19: Played in 6 games... **GAME HIGHLIGHTS:** Played two minutes and had an assist in the first half of the win at USF 3/10... Started and played 3 minutes on senior day vs Wichita State 3/3.

EVERETT RAY (6-7, 220, F, SO.): 2018-19: Sat out recovering from foot injury.

CJ WHITE (6-5, 185, G, FR.): 2018-19: Played in 24 games... Totaled 44 points and 40 rebounds... **GAME HIGHLIGHT:** Added 10 points, 4 rebounds and an assist in the win vs Western Carolina 11/14.

Largest Comebacks With Tim Jankovich At SMU

Deficit	Time	Opponent	Final
15 (42-27)	0:01 1st	Tulane (2/15/17) (T-7th SMU)	80-75
13 (41-28)	19:02 2nd	vs. Clemson (4/1/14) *	65-59
13 (41-28)	18:07 2nd	at Temple (1/14/15)	60-55
13 (24-11)	8:08 1st	at Houston (2/18/17)	76-66
12 (22-10)	12:07 1st	at TCU (12/2/15)	75-70
10 (15-5)	12:05 1st	vs. Texas A&M (11/30/13)	55-52
10 (38-28)	3:35 1st	LSU (03/24/14)	80-67
10 (39-29)	14:50 2nd	[rv/-] Temple (2/19/15)	68-57
10 (19-9)	13:07 1st	vs. East Carolina (3/13/15)	74-68
10 (17-7)	11:17 1st	vs. Temple (3/14/15)	69-56
10 (46-36)	17:37 2nd	[rv/-] Yale (11/22/15)	71-69
10 (40-30)	2:49 1st	UMBC (11/10/17)	78-67
10 (15-5)	14:33 1st	vs [2/4] Arizona (11/23/17)	66-60
10 (23-13)	8:53 1st	vs Wright State (11/21/18)	77-76

* Wins from 2013-14 later vacated

Biggest SMU Comebacks

1.	12-7-1996	at Kent	20	74-68
2.	1-2-2003	San Diego	18	88-82 (ot)
3.	11-19-11	Florida Gulf Coast	17 (49-32)	65-64
4.	2-16-2005	Louisiana Tech	16 (33-17)	73-70
	1-9-1991	Texas-San Antonio	16	88-86 (ot)
	12-5-1987	Alabama State	16	90-66
7.	12-5-1979	Kansas	15	89-88
	2-15-2017	Tulane ~	15 (42-27)	80-75
9.	2-4-2006	Southern Miss *	14 (20-6)	58-53
	3-3-2005	Tulsa	14 (30-16)	81-74 (ot)
	2-3-2001	Tulsa	14	64-59
	12-30-1990	Texas-Arlington	14	86-73
	1-18-1977	Baylor	14	75-71
	2-25-1975	Baylor	14	78-77
	12-12-1970	Nebraska	14	80-75
	1-12-2011	Memphis *	14 (28-14)	64-58
	12-4-2011	at Ark-Little Rock	14 (24-10)	69-63 (ot)
18.	2-16-2002	at Rice	13	63-61
	1-22-1980	at Rice	13	85-83
	1-8-1976	at Arkansas	13	82-81
	2-3-1974	Texas Tech	13	73-71
	1-24-2007	Tulane *	13 (40-27)	55-53
	1-26-2008	UCF *	13 (41-28)	69-67 (ot)
	2-9-2008	Rice *	13 (40-27)	68-53
	3-1-2008	UTEP *	13 (63-50)	99-96 (2ot)
	12-18-2010	at McMurry	13 (15-2)	70-67
	1-26-2011	at Tulsa *	13 (36-23)	59-58
	2-2-2011	East Carolina *	13 (32-19)	46-41
	4-1-2014	vs. Clemson # ^	13 (41-28)	65-59
	1-14-2015	at Temple ~	13 (41-28)	60-55
	2-18-2017	at Houston ~	13 (24-11)	76-66

* C-USA # NIT Semifinal AAC ^ Win later vacated

2018-19 SEASON HONORS

All-American Athletic Conference
 Jahmal McMurray (2nd Team)
 Preseason All-American Athletic Conference
 Jarrey Foster & Jahmal McMurray (2nd Team)
 American Athletic Conference Weekly Awards
 Jahmal McMurray (Honor Roll N26, J28)
 Isiaha Mike (Honor Roll D17)
 Jimmy Whitt Jr. (Honor Roll D3, D24, J7, J14)
 Cancun Challenge All-Tournament Team
 Jahmal McMurray (Event record 98 points in 4 games)

2017-18 SEASON HONORS

USBWA All-District VII - Shake Milton
 NABC All-District 25 - Shake Milton
 All-American Athletic Conference
 Shake Milton (2nd Team)
 Ethan Chargois (All-Rookie Team)
 American Athletic Conference Weekly Awards
 Shake Milton (3x Player OTW)
 Jimmy Whitt (2x Honor Roll)
 Ben Emelogu (1x Honor Roll)
 Jarrey Foster (1x Honor Roll)
 Bob Cousy Award Shake Milton (1 of 20 on Watch List)
 The Big Lead No. 27 Shake Milton
 CBS Sports No. 29 Shake Milton
 Lute Olson Award Shake Milton (1 of 40 on Watch List)
 Naismith Trophy Shake Milton (1 of 50 on Watch List)
 NABC National Team of the Week (Jan. 23)
 NBA Sports No. 46 Shake Milton
 Senior CLASS Award Ben Emelogu (1 of 30 Candidates)
 Sporting News Shake Milton (1 of 3 AAC Player OTY)
 Sports Illustrated (Top 100 Transfers)
 No. 12 Jahmal McMurray
 No. 36 Jimmy Whitt
 No. 62 Akoy Agau
 Yahoo Sports Shake Milton (1 of 3 for Player OTY)

JIMMY WHITT JR. (6-3, 175, G, JR.): 2018-19: Played and started 30 of 32 games (DNP vs Wichita St 3/3 & at [12/12] Houston 3/7 - shoulder) ... Averaged 12.3 points (3rd SMU, 25th AAC), 6.4 rebounds (T-1st SMU, 8th AAC), 4.4 defensive rebounds (2nd SMU, 12th AAC), 2.1 offensive rebounds (1st SMU, 12th AAC), 4.0 assists (1st SMU, 9th AAC), 2.7 ast/to ratio (2nd AAC, 25th NCAA), 1.4 steals (1st SMU, 10th AAC)... only player in AAC rankings for points (30 ranked), rebounds (20 ranked), assists (15 ranked) and steals (15 ranked)... Was one of 26 in the nation with at least one triple-double, had 5 double-doubles... Had 20 games with double-digits, seven games with 8+ rebounds, 11 games with 5+ assists and 7 games with 3+ steals...
GAME HIGHLIGHTS: Recorded career highs of 24 points and 12 FG made against [24/23] Cincinnati in the AAC Quarterfinal 3/15 ... Had 23 points against UCF 2/10 ... Notched 20 points with 6 assists and 6 rebounds against [21/17] Houston 1/16 ... Recorded fifth double-double of the season, third in a row (longest since Jordan Tolbert in 2015-16 Dec. 16,17,22) adding 10 points and 10 rebounds in win over Tulsa 1/12 ... had 20 points and 10 rebounds at UConn 1/10 ... then career-high 22 points (all in the first half, most in first half at SMU since 12/30/05) with 6 rebounds, 4 assists and 3 steals in the win vs Cornell 12/22... Had a triple-double of 12 points, 10 rebounds and a career-high 10 assists with 3 steals in the win vs McNeese 11/29 (first triple-double at SMU since 1999, 3rd player at SMU, 5th time in program history)...Had 18 points on 9-10 FGs, including the game-winner with 4.2 seconds left, in the 77-76 win vs Wright State 11/21 (also had 4 assists & 2 rebounds)... Tied then-career high of 20 points (8-13 FG) with 6 rebounds, 5 assists and a steal vs Lipscomb 11/17... **AWARDS:** AAC Weekly Honor Roll (Dec. 3, Dec. 24, Jan. 7, Jan. 14)...**SMU CAREER RECORDS:** 3.7 Assists Avg. (T-15th at SMU), 103 steals (23rd at SMU), 1.6 steals (T-7th at SMU).

LUKE WILFONG (6-1, 170, G, SO.): 2018-19: Sat out the season.

JAHMAR YOUNG JR. (6-9, 205, F, Fr.): 2018-19: Played in 22 games ... Totaled 12 points, 21 rebounds.
GAME HIGHLIGHT: Had 2 points, 3 rebounds and a block in 9 minutes at Temple 2/13.

GRANT YOUNGKIN (6-3, 190, G, JR.): 2018-19: Sat out due to NCAA transfer rules (from Rice).

SMU Single-game 3FGs Made

1	9	Jahmal McMurray, Memphis 2-14-2018 (L, 70-67)
2	8	Bryan Hopkins, Ark-Pine Bluff, 12-20-2004
	8	Nic Moore, Houston, 1-24-2015 (W, 80-59)
4	7	Jahmal McMurray, at Tulsa, 2-1-2018 (L, 76-67)
	7	Jahmal McMurray, vs Wright State, 11-21-2018 (W, 77-76)
	7	11 other times

SMU Career Scoring Avg. - 16.0+ (min. 35 games) (GP)

1	26.1	Gene Phillips (74), 1968-71
2	21.4	Ira Terrell (80), 1972-76
	21.4	Jim Krebs (82), 1954-57
4	19.1	Sammy Hervey (37), 1972-74
5	19.0	Semi Ojeleye (665/35), 2016-17
6	18.0	Mike Wilson (85), 1990-93
7	17.0	Jeryl Sasser (117), 1997-01
8	16.7	Jahmal McMurray, 2017-
9	16.4	Brad Branson (54), 1978-80
	16.4	Bill Voight (74), 1966-69
11	16.3	Carroll Hooser (75), 1963-66
12	16.2	Lynn Phillips (74), 1966-69

SMU Season Points (Since 1953-54) (GP)

1	737	Gene Phillips (Sr.), 1970-71 (26)
2	685	Gene Phillips (Jr.), 1969-70 (24)
3	665	Semi Ojeleye (Jr.), 2016-17 (35)
4	639	Papa Dia (Sr.), 2010-11 (35)
5	634	Ira Terrell (Sr.), 1975-76 (28)
6	624	Jim Krebs (Sr.), 1956-57 (26)
7	608	Quinton Ross (Sr.), 2002-03 (30)
8	597	Ira Terrell (So.), 1973-74 (27)
9	580	Jahmal McMurray (Sr.), 2018-19
10	574	Jim Krebs (Jr.), 1955-56 (30)

SMU Career 3FG Pct. - (min. 50 made)

1	47.3	Eric Longino (62-131), 1987-89
2	45.1	Sterling Brown (128-284), 2013-17
3	43.4	Robert Nyakundi (267-615), 2008-12
4	42.7	Shake Milton (190-445), 2015-
5	42.4	Semi Ojeleye (73-172), 2016-
6	42.2	Todd Alexander (92-218), 1987-89
7	42.1	Nic Moore (225-534), 2013-16
8	41.1	Troy Dorner (51-124), 1991-94
9	40.0	Carlton McKinney (64-160), 1986-88
	40.0	Jahmal McMurray (160-408), 2017-19
11	39.2	Rodney Clinkscales (87-222), 2009-12
12	38.9	Jon Killen (119-306), 2004-08
13	37.8	Chad Allen (161-426), 1990-94
14	37.6	Kato Armstrong (50-133), 1985-89

2016-17 SEASON HONORS

All-American - Semi Ojeleye (AP Honorable Mention)
 NABC All-Star Game - Sterling Brown, Ben Moore
 USBWA All-District VII - Tim Jankovich (Coach), Semi Ojeleye
 NABC All-District 25 - Tim Jankovich (Coach)
 Semi Ojeleye (1st Team), Shake Milton (2nd Team)
 AAC All-Tournament
 Semi Ojeleye (MOP), Sterling Brown, Ben Moore
 All-American Athletic Conference
 Coach of the Year - Tim Jankovich
 Player of the Year - Semi Ojeleye
 Scholar-Athlete of the Year - Semi Ojeleye
 All-Conference First Team - Semi Ojeleye
 All-AAC 2nd Tm- Sterling Brown, Shake Milton, Ben Moore
 AAC Co-Sixth Man Of The Year - Ben Emelogu II
 American Athletic Conference Weekly Awards
 Semi Ojeleye (2x POTW, 6x Honor Roll)
 Sterling Brown (2x POTW, 1x Honor Roll)
 Ben Moore (2x Honor Roll)
 Shake Milton (3x Honor Roll)
 2K Classic All-Tournament - Semi Ojeleye
 CoSIDA Academic All-America - Semi Ojeleye (2nd Team)
 CoSIDA Academic All-District 7 - Semi Ojeleye
 AAC Scholar-Athlete Sport Excellence Award - Semi Ojeleye
 NABC Honors Court - Semi Ojeleye, Jonathan Wilfong

2015-16 HONORS

All-American - Nic Moore (AP Honorable Mention)
 All-American Athletic Conference
 AAC Player of the Year: Nic Moore (SMU)
 AAC Sixth Man OTY: Markus Kennedy (SMU)
 Nic Moore, G (First Team - Unanimous)
 Shake Milton, G (All-Rookie Team)
 USBWA All-District VII
 Nic Moore (First Team)
 NABC All-District 25
 Nic Moore (First Team)
 Ben Moore (Second Team)
 American Athletic Conference Weekly Awards
 Nic Moore (5x Honor Roll)
 Ben Moore (3x Honor Roll)
 Shake Milton (1x Honor Roll, 2x Rookie OTW)
 Jordan Tolbert (2x Player OTW, 1x Honor Roll)
 2015-16 Las Vegas Classic All-Tournament
 Nic Moore (MOP), Ben Moore, Jordan Tolbert

2014-15 HONORS

All-American - Nic Moore (AP Honorable Mention)
 All-American Athletic Conference
 AAC Player of the Year: Nic Moore (SMU)
 AAC Sixth Man OTY: Markus Kennedy (SMU)
 AAC Most Improved: Yanick Moreira (SMU)
 Nic Moore, G (First Team - Unanimous)
 Markus Kennedy, F (Second Team)
 Yanick Moreira, C (Second Team)
 NABC All-District 25
 Nic Moore (First Team)
 Markus Kennedy & Yanick Moreira (Second Team)
 AAC All-Championship Team
 Markus Kennedy, F (MOP),
 Nic Moore, G; Yanick Moreira, C
 American Athletic Conference Weekly Awards
 Nic Moore (1x POTW, 7x Honor Roll)
 Markus Kennedy (1x POTW, 3x Honor Roll)
 Yanick Moreira (1x POTW)
 Keith Frazier (1x Honor Roll)
 Ben Moore (1x Honor Roll)

2013-14 HONORS

All-American Athletic Conference
 Nic Moore (1st Team), Markus Kennedy (2nd Team)
 NABC All-District 25
 Nic Moore (1st Team), Markus Kennedy (2nd Team)
 USBWA - District VII (TX, AR, LA)
 Larry Brown (Coach OTY)
 Nic Moore (2nd Team)
 NIT All-Tournament Team
 Nic Moore, Markus Kennedy
 American Athletic Conference Weekly Awards
 Nic Moore (8x Honor Roll)
 Markus Kennedy (4x Honor Roll)
 Yanick Moreira (1x Honor Roll)
 Ben Moore (3x Rookie OTW)

SMU Season 3FGM (Since 1986-87) (GP)

1	101	Jahmal McMurray (Sr.), 2018-19
2	97	Robert Nyakundi (Jr.), 2010-11 (35)
3	84	Bryan Hopkins (So.), 2003-04 (29)
	84	Robert Nyakundi (Sr.), 2011-12 (31)
5	83	Stephen Woods (Sr.), 1999-00 (30)
6	82	Todd Alexander (Jr.), 1987-88 (35)
	82	Shake Milton (So.), 2016-17
8	77	Nic Moore (Jr.), 2014-15
9	76	Nic Moore (Sr.), 2015-16
10	75	Jon Killen (Sr.), 2007-08 (30)

SMU Career 3FG Made (Games Played)

1	273	Stephen Woods (112), 1996-00
2	267	Robert Nyakundi (123), 2008-12
3	256	Bryan Hopkins (105), 2002-06
4	225	Nic Moore (100), 2013-16
5	220	Troy Matthews (110), 1993-97
6	190	Shake Milton (87), 2015-18
7	170	Quinton Ross (119), 1999-03
8	163	Jahmal McMurray, 2017-
9	161	Chad Allen (108), 1990-94
10	133	Jeryl Sasser (117), 1997-01

SMU Career Steals Avg. (min. 35 games)

1	2.1	Bryan Hopkins (225/105), 2002-06
	2.1	Carl Wright (205/96), 1982-85
3	1.9	Gerald Lewis (209/112), 1989-93
4	1.7	Carlton McKinney (111/64), 1986-88
	1.7	Jeryl Sasser (197/117), 1997-01
	1.7	Jemeil Rich (136/81), 1994-97
7	1.6	Stephen Woods (179/112), 1996-00
	1.6	Jimmy Whitt Jr., 2017-
9	1.5	Willie Davis (160/109), 1997-01
	1.5	Paul McCoy (73/50), 2008-10

SMU Season Fewest Turnovers Per Game

1	10.8	2016-17
2	11.0	2018-19
3	11.6	1996-97
	11.6	2017-18
5	12.0	1998-99
6	12.3	1985-86
7	12.4	2015-16
8	12.5	2014-15

BEST HOME STARTS BY A HEAD COACH: SMU started 36-0 at Moody Coliseum under Tim Jankovich, the second-best home start by a head coach in NCAA history.

49 - Jerry Tarkanian - Long Beach St. 1969-72

36 - Tim Jankovich - SMU 2015-18

28 - Lewis Andreas - Syracuse 1924-26

28 - Everett Case - North Carolina St. 1947-49

NON-CONFERENCE REGULAR SEASON HOME WINNING STREAKS:

Wins	Streak Started	Streak Ended
39	Colorado State; W, 63-62 (Dec. 17, 1952)	Oklahoma; L, 96-83 (Dec. 4, 1962)
33	Texas Southern; W, 72-59 (Nov. 26, 2014)	Southern Miss; L, 74-64 (Nov. 11, 2018)
30	Central Michigan; W, 89-78 (Dec. 17, 1982)	[4] North Carolina; L, 88-86 (OT) (Dec. 30, 1986)
16	Texas-Pan American; W, 86-75 (Jan. 2, 1999)	Texas Tech; L, 78-75 (Nov. 20, 2001)
16	McMurry; W, 84-42 (Dec. 16, 1995)	Alcorn State; L, 75-74 (Dec. 5, 1998)

HEAD COACH TIM JANKOVICH ANNOUNCES SIGNEES

Emmanuel Bandoemel, G, 6-5, 180
Quebec City, Canada (Hill College [Texas])

Bryce Cook, G, 5-9, 150
Grand Prairie, Texas (Sunrise Christian Academy [Kansas])

Darius McBride, G, 6-4, 165
Cedar Park, Texas (Austin Westlake HS)

Emmanuel Bandoemel is a guard for Coach Swede Trenkle at Hill College where he is averaging 16.8 points, 4.7 rebounds, 1.5 assists, 1.3 steals and shooting 59.4 percent as a redshirt freshman. The Quebec City native played for Coach Michael Chmielewski at Jean-de-Brébeuf High School and AAU for Coach Joey McKitterick with Brookwood Elite.

"Emmanuel is an athletic combo guard with the ability to score and make his teammates better. We feel that he will be ready to step in right away and contribute. We are fortunate to have him joining us on the Hilltop." - Tim Jankovich

Cook is a point guard for Coach Luke Barnwell at Sunrise Christian Academy in Wichita, Kansas. The Grand Prairie native averaged 17.0 points, 4.3 assists and 3.3 rebounds at South Grand Prairie High School in 2017-18, where he was named TABC 6A All-State, All-Area Second Team by the Dallas Morning News and District 7-6A MVP. The three-star signee played AAU for Coach Vonzell Thomas on Marcus Smart YGC36.

"Bryce is the ultimate competitor and leader, as well as an outstanding talent. He makes everyone around him better both on and off the court. We are excited to have Bryce lead us in front of hometown crowds in the years to come." - Tim Jankovich

Darius McBride is a shooting guard for Coach Robert Lucero at Westlake High School in Austin. He averaged 19.8 points, 6.8 rebounds, 1.9 assists and 1.5 steals as a junior at Vista Ridge High School. The three-star signee played AAU for Coach Mike Murphy with Urban ASAK Elite, helping them win the Great American Shootout Championship.

"Darius is an all-around special talent. He is a tremendous prospect that affects the game on so many different levels. We feel that he is the next in line of our great multi-positional guards. We are thrilled to be adding his toughness, ability and character to our program." - Tim Jankovich





BEST HOME STARTS BY A HEAD COACH

- 49** Jerry Tarkanian
Long Beach State (1969-72)
- 36** Tim Jankovich
SMU (2015-18)
- 28** Lewis Andreas
Syracuse (1924-26)
- 28** Everett Case
North Carolina State (1947-49)

WIN STREAKS/START(S) IN PROGRAM HISTORY: SMU had winning streaks of 16 games and 10 games in 2016-17 in a stretch where the Mustangs won 26 of 27. In 2015-16, SMU started 18-0, which was the best start in program history, surpassing the 10-0 start by the 1997-98 team (Tim Jankovich directed the first nine games of the 18-game streak). The 18-game winning streak was the second-longest streak in program history (20 during 1955-56). The 7-0 start to the 2015-16 AAC schedule was the best league start since going 12-0 en route to the 1955-56 SWC title. SMU also had a 33-game home win streak from Feb. 13, 2016 until Jan. 10 2018, which is the second-longest in program history. The current 32-game home non-conference winning streak ranks second in the program (39 from 1952-1962).

WINNING STREAKS - LONGEST IN SMU HISTORY:

Wins	Start Date	End Date
20	at Wichita State; W, 85-67 (Dec. 22, 1955)	vs #1 San Francisco (Final Four), L 86-68 (March 2, 1956)
18	Sam Houston St; W, 85-50 (Nov. 14, 2015)	at Temple; L, 89-80 (Jan. 24, 2016)
16	at Tulane, W, 80-64 (Jan. 15, 2017)	vs. [-/rv] USC; L, 66-65 (March 17, 2017)
10	at Arkansas; W, 75-74 (Feb. 2, 1966)	#2 Kansas (NCAA Regional); L, 96-90 (March 11, 1966)
10	Texas Tech; W, 89-82 (Nov. 22, 1997)	at UTEP; L, 66-64 (Jan. 3, 1998)
10	CSU Bakersfield; W, 49-43 (Dec. 2, 2016)	at [22/22] Cincinnati; L, 66-64 (Jan. 12, 2017)
9	Texas Southern; W, 91-72 (Nov. 23, 1984)	at Chaminade; L, 71-70 (Dec. 25, 1984)
9	Eastern Kentucky; W, 66-45 (Dec. 6, 1947)	Baylor; L, 43-42 (Jan. 10, 1948)

HOME WINNING STREAKS:

Wins	Start Date	End Date
34	Texas A&M; W, 92-48 (Feb. 6, 1954)	Kansas; L, 73-65 (Sweet 16) (March 15, 1957)
33	[r/v] Gonzaga; W, 69-60 (Feb. 13, 2016)	Temple; L, 66-64 (Jan. 10, 2018)
19	Baylor; W, 74-57 (Feb. 15, 1984)	Texas Tech; L, 59-54 (Feb. 27, 1985)
15 ^	Loyola Marymount; W, 73-58 (Nov. 11, 2013)	#11/9 Louisville; L, 84-71 (March 5, 2014)
15	Connecticut; 73-55 (Feb. 14, 2015)	Tulsa; L, 82-77 (Feb. 10, 2016)

^Wins later vacated

SMU LONGEST CONFERENCE WINNING STREAKS

	Start Date	End Date
20	Feb. 15, 1955 at Texas A&M (W, 81-56)	Jan. 18, 1957 at Texas (L, 77-68)
15	Jan. 15, 2017 at Tulane (W, 80-64)	Jan. 4, 2018 at Tulane (L, 73-70)
12	Feb. 2, 1966 at Arkansas (W, 75-74)	Jan. 10, 1967 at Texas (L, 82-73)
11	Feb. 15, 1984 vs. Baylor (W, 74-57)	Jan. 26, 1985 at Texas Tech (L, 64-63)

18-0 AT HOME: SMU was 18-0 at Moody Coliseum in 2016-17. It was the fifth undefeated home slate in program history, but the first since 1955-56.

18-0	2016-17
10-0	1955-56
9-0	1954-55
5-0	1937-38
8-0	1916-17

SMU LONGEST HOME CONFERENCE WINNING STREAKS

	Start Date	End Date
27	Texas A&M (W, 92-48; 1953-54)	Texas A&M (L, 43-42; March 1, 1958)
15	Texas Tech (W, 93-91; Feb. 9, 1971)	Texas Tech (L, 64-59; Feb. 10, 1973)
14	East Carolina (W, 74-63; Feb. 21, 2016)	Temple (L, 66-64; Jan. 10, 2018)
13	Baylor (W, 26-15; 1936-37)	Texas (L, 33-27; Feb. 6, 1939)
10	Baylor (W, 28-16; 1924-25)	Arkansas (L, 32-30; 1926-27)
9	Rice (W, 112-89; Feb. 5, 1966)	Texas Tech (L, 82-74; Feb. 14, 1967)
9	Baylor (W, 74-57; Feb. 15, 1984)	Texas Tech (L, 59-54; Feb. 27, 1985)
8	Texas (W, 25-22; Feb. 7, 1930)	Arkansas (L, 32-27; 1930-31)
8	Texas Tech (W, 80-75; Jan. 23, 1988)	Houston (L, 84-83 OT; Jan. 21, 1989)
8^	#17/15 Connecticut (W, 74-65; Jan. 4, 2014)	#11/9 Louisville (L, 84-71; March 5, 2014)
8	Connecticut (W, 73-55; Feb. 14, 2015)	Tulsa (L, 82-77; Feb. 10, 2016)

^ Wins later vacated



FORT WORTH TO HOST 2020-22 AAC CHAMPIONSHIPS

PROVIDENCE, R.I. - American Athletic Conference Commissioner Mike Aresco announced today that Dickies Arena in Fort Worth, Texas, has been selected to host the 2020-22 American Athletic Conference Men's Basketball Championships. The dates of the championships will be March 12-15, 2020; March 11-14, 2021; and March 10-13, 2022.

Dickies Arena is scheduled to open in 2019 and has already been selected as the host for the 2022 NCAA Men's Basketball Tournament first and second rounds in addition to the 2020-22 NCAA Women's Gymnastics Championship. The 14,000-seat arena will include two premium club spaces, 40 suites, 10 loge boxes and a warmup arena that can stage a full practice court.

"We are delighted to partner with the city of Fort Worth and Dickies Arena for our 2020-22 Men's Basketball Championships," Aresco said. "This three-year agreement will bring our Men's Championship to a vibrant, sports-minded community that embraces major events and extends wonderful hospitality to visitors. Dickies Arena is a state-of-the-art facility that our student-athletes, coaches and fans, as well as a national television audience, will enjoy."

"We look forward to working with Matt Homan, President and General Manager of Multipurpose Arena Fort Worth, and Bob Jameson, President and CEO of the Fort Worth Convention and Visitors Bureau, and thank them for their support and vision, which will make this an extremely successful event."

Located in Fort Worth's Cultural District, Dickies Arena sits among a thriving tourism area and just 10 minutes from downtown Fort Worth. Six of The American's 12 members are located within driving distance of Fort Worth, while the other six members have direct flight options to the metropolitan area.

"Earning the opportunity to host the American Athletic Conference Men's Basketball Championship in addition to major NCAA wins earlier this year shows that we have quickly become a player on the national event scene," said Matt Homan, President and General Manager of Multipurpose Arena Fort Worth (MAFW), the not-for-profit operating entity of Dickies Arena. "We look forward to welcoming The American and its member institutions, as well as their student-athletes, alumni and fans to Fort Worth and to showcasing our incredible facility and city."

"Fort Worth takes great pride in hosting world-class sporting events, and we are excited about The American's decision," said Bob Jameson, President and CEO of the Fort Worth Convention & Visitors Bureau. "With the new Dickies arena and our nationally recognized downtown, we are confident American Athletic Conference student-athletes and fans will enjoy the championship atmosphere Fort Worth provides."

The successful bid was due to a partnership between MAFW and the Fort Worth Convention & Visitor's Bureau. The American Men's Basketball Championship joins an impressive list of sporting events in the Fort Worth area, including the PGA Tour, Fort Worth Stock Show and Rodeo, two NASCAR races and a Verizon IndyCar Series race.

All 12 American Athletic Conference schools will participate in the 2020-22 championships. The format currently calls for four first-round games on the first day, followed by four quarterfinal matchups, two semifinal contests and the championship game.

The FedExForum in Memphis, Tennessee will host the 2019 championship, March 14-17.



SMU in The NBA Draft

Year	Player	Round (Overall)	Team
1949	Bob Prewitt	--	New York
1951	John Brown	7th Round (68)	Rochester
1957	Jim Krebs	1st Round (3)	Minneapolis
1957	Bobby Mills	10th Round (98)	St. Louis
1958	Rick Herrscher	6th Round (47)	St. Louis
1961	Steve Strange	9th Round (83)	Chicago
1962	Jan Loudermilk	4th Round (35)	Los Angeles
1964	Gene Elmore	4th Round (34)	San Francisco
1966	Carroll Hooser	6th Round (52)	Detroit
1967	Charles Beasley	7th Round (74)	Cincinnati
1969	Bill Voight	14th Round (183)	Chicago
1969	Bill Voight	16th Round (196)	Milwaukee
1969	Lynn Phillips	17th Round (202)	Milwaukee
1971	Gene Phillips	7th Round (119)	Milwaukee
1974	Sammy Hervey	6th Round (97)	Atlanta
1976	Ira Terrell	3rd Round (45)	Phoenix
1980	Brad Branson	2nd Round (45)	Detroit
1985	Jon Koncak	1st Round (5)	Atlanta
1985	Carl Wright	5th Round (113)	Philadelphia
1986	Kevin Lewis	6th Round (125)	San Antonio
1987	Terry Williams	5th Round (105)	Golden State
2001	Jeryl Sasser	1st Round (22)	Orlando
2017	Semi Ojeleye	2nd Round (37)	Boston
2017	Sterling Brown	2nd Round (46)	Philadelphia
2018	Shake Milton	2nd Round (54)	Dallas

COACHING FOR LITERACY

(CoachingForLiteracy.org): This is the fifth straight season SMU has hosted a CFL game (Jan. 2 vs East Carolina). Jonathan Wilfong (SMU '17) and Andrew Renshaw, two then-high school seniors from Memphis, Tennessee, founded Coaching for Literacy in 2012. Proceeds raised from the event go towards funding effective literacy programs focused on helping elementary and middle school students. Coaching for Literacy partners with collegiate and professional sports teams. --- The mission of Coaching for Literacy is to increase awareness about the number of people in America who are functionally or totally illiterate and the social problems associated with illiteracy. By leveraging the unique power of collegiate and professional sports, Coaching for Literacy raises money to support effective local literacy programs and schools focused on educating elementary and middle school students. SMU hosted two CFL events in 2014-15, two in 2015-16 and one in 2016-17 and 2017-18. In 2016-17, the SMU staff wore neon green ties during a three-game stretch as part of the awareness effort from the home win against Stanford on Dec. 19 through the win a Memphis, Wilfong's home town, on Dec. 27.



Head Coach Tim Jankovich and the SMU staff wore green ties in support of Coaching for Literacy. This is the fifth straight season SMU has supported CFL.

SMU All-Americans

1934-35	Whitey Baccus (Sr.)
1955-56	Jim Krebs (Jr.)
1956-57	Jim Krebs (Sr.) (1st team - Consensus)
1959-60	Max Williams (Sr.)
1969-70	Gene Phillips (Jr.)
1970-71	Gene Phillips (Sr.)
1975-76	Ira Terrell (Sr.)
1984-85	Jon Koncak (Sr.) (2nd team - Consensus)
2002-03	Quinton Ross (Sr.)
2014-15	Nic Moore (Jr.) (AP Honorable Mention)
2015-16	Nic Moore (Sr.) (AP Honorable Mention)
2016-17	Semi Ojeleye (Jr.) (AP Honorable Mention)

SMU Conference Players Of The Year

Rick Herrscher: 1957-58
Denny Holman: 1966-67
Gene Phillips: 1968-69, 1969-70, 1970-71
Ira Terrell: 1975-76
Mike Wilson: 1992-93
Jeryl Sasser: 1998-99
Quinton Ross: 2002-03

Nic Moore: 2014-15, 2015-16

Semi Ojeleye: 2016-17

SMU Multi-Time All-Conference First-Team

Walter Allison (1926-27, 1927-28)
Bill Skeeters (1929-30, 1930-31)
J.D. Norton (1936-37, 1937-38)
Billy Dewell (1936-37, 1937-38, 1938-39)
Jack Brown (1949-50, 1950-51)
Jim Krebs (1954-55, 1955-56, 1956-57)
Bobby Mills (1955-56, 1956-57)
Larry Showalter (1955-56, 1956-57)
Rick Herrscher (1956-57, 1957-58)
Max Williams (1958-59, 1959-60)
Jan Loudermilk (1960-61, 1961-62)
Carroll Hooser (1964-65, 1965-66)
Charles Beasley (1965-66, 1966-67)
Bill Voight (1967-68, 1968-69)
Gene Phillips (1968-69, 1969-70, 1970-71)
Ira Terrell (1972-73, 1973-74, 1974-75)
Jon Koncak (1983-84, 1984-85)
Jeryl Sasser (1998-99, 1999-00)
Nic Moore (2013-14, 2014-15, 2015-16)



Nic Moore was a 2-time All-American and 2-time AAC Player of the Year.

Conference Titles (16)

1916-17 (TIAA)
1934-35 (SWC)
1936-37 (SWC)
1954-55 (SWC)
1955-56 (SWC)
1956-57 (SWC)
1957-58 (SWC)
1961-62 (SWC)
1964-65 (SWC)
1965-66 (SWC)
1966-67 (SWC)
1971-72 (SWC)
1987-88 (SWC)
1992-93 (SWC)

2014-15 (American)

2016-17 (American)

Tournament Champs (3)

1987-88 (SWC)
2014-15 (American)
2016-17 (American)

NCAA Tournaments (12)

1954-55 - RSF (16)
1955-56 - Final Four
1956-57 - RSF (16)
1964-65 - RSF (16)
1965-66 - RSF (16)
1666-67 - RF (8)
1983-84 - 2nd Rnd (32)
1984-85 - 2nd Rnd (32)
1987-88 - 2nd Rnd (32)
1992-93 - 1st Rnd (64)
2014-15 - 2nd Rnd (64)
2016-17 - 1st Rnd (64)

NIT (3)

1985-86 - 1st Rnd (32)
1999-00 - 1st Rnd (32)

2013-14 - Final

CIT (1)

2010-11 - Semifinal

CCA Invitational (1)

1973-74 - 1st Rnd (8)

IRA TERRELL HONORED ON JAN. 12: SMU honored the jersey of all-time great Ira Terrell during a halftime ceremony on January 12 at Moody Coliseum (77-57 win vs Tulsa). Terrell wore number 32 during his career from 1972-76. His jersey will join those of Mustang legends Jim Krebs, Jon Koncak and Gene Phillips in being recognized by SMU. Terrell was inducted into the SMU Athletics Hall of Fame in 2012. He was the 1976 Southwest Conference Player of the Year and was a three-time All-SWC first team honoree. He is the only Mustang to average a double-double for three seasons. He finished his career as the SMU leader and now ranks second all-time in rebounds (1,077). He is also sixth in scoring (1,715) and second in career scoring average (21.4 per game). In 1973-74, Terrell led the Mustangs to a tie for second in the SWC and the Collegiate Coaches Association postseason tournament. He was selected by the Phoenix Suns in the third round of the 1976 NBA Draft. From 1976-78, he played for the Suns, New Orleans Jazz and Portland Trailblazers.



DAVID B. MILLER COURT: On Dec. 5, SMU named the Moody Coliseum court after David B. Miller, alumnus and vice-chair of the Board of Trustees. A two-time SMU graduate, Miller earned his bachelor's and master's degrees in business administration from Edwin L. Cox School of Business. As an undergraduate, he was a three-year starter and letterman on the varsity basketball team and a member of the 1971-72 Southwest Conference Co-Championship team. Since 2011, Mr. Miller and his wife, Carolyn Lacy Miller, have given \$20 million toward the expansion and renovation of Moody Coliseum as well as the construction of the Miller Event Center. He has served on the SMU Board of Trustees since 2008 and also serves as chairman of the Cox Executive Board. He is a recipient of Distinguished Alumni Awards from both the University and the Cox School. In 2009, Miller was honored with the Silver Anniversary Mustang Award by the SMU Lettermen's Association. He is also a recipient of the Methodist Health System Foundation's 2017 Folsom Leadership Award. Miller is a co-founder and partner of EnCap Investments L.P., a private equity firm based in Houston and Dallas. He also is the president of the David B. Miller Family Foundation, which he established in 2006. In addition to donating to academic and athletic programs at SMU, the Miller Family Foundation contributes to numerous charitable organizations. Carolyn Miller is vice president of the foundation. The Millers have been generous long-time donors to SMU. Their gifts have created the David B. Miller Endowed Professorship in Cox School of Business, the SMU-in-Taos Campus Center, the Don Jackson Center for Financial Studies in Cox and the EnCap Investments & LCM Group Alternative Asset Management Center, also in Cox, as well as numerous general university and school-specific scholarship funds. They also have provided support for the Crum Basketball Center, the men's basketball program and Circle of Champions in the Department of Athletics. Before establishing EnCap, Mr. Miller served as co-CEO of MAZE Exploration Inc., a Denver-based oil and gas company that he co-founded in 1981. Mr. Miller began his professional career with Republic National Bank of Dallas, ultimately serving as vice president and manager of the bank's wholly-owned subsidiary, Republic Energy Finance Corporation.



WORLD-CLASS FACILITY: SMU's Crum Basketball Center has been a world-class training center since opening in 2008. The 2011 NBA Champion Dallas Mavericks used the Crum Center for their 2008, 2009 and 2010 training camps. Several other NBA teams have also used the facility while in Dallas to play the Mavericks.



ESPN COLLEGE GAMEDAY 2-14-2015: Moody Coliseum hosted ESPN College GameDay Covered by State Farm on Feb. 14, 2015, prior to SMU's 73-55 win against defending national champion Connecticut. ESPN's College GameDay was hosted by Rece Davis. Analysts Seth Greenberg and Jay Williams were onsite while Jay Bilas contributed to the GameDay telecast from the Carrier Dome.

THE FAST TRACK WITH TIM JANKOVICH
The Fast Track with Head Coach Tim Jankovich is at Ozona Grill & Bar on Mondays. The show was live on KAAM 770 AM and Facebook.com/SMUMustangs each Monday from 7-8 p.m. throughout the season. Ozona Grill & Bar is located at 4615 Greenville Ave., just a short distance from the SMU campus.



On Dec. 5, SMU named the Moody Coliseum court after David B. Miller, alumnus and vice-chair of the Board of Trustees. He was a 3-year starter on the basketball team and a member of the 1971-72 Southwest Conference Co-Championship team. Since 2011, Mr. Miller and his wife, Carolyn Lacy Miller, have given \$20 million toward the expansion and renovation of Moody Coliseum.

THE STAT CREW SYSTEM
SMU Combined Team Statistics (as of Mar 18, 2019)
All games

RECORD:	OVERALL	HOME	AWAY	NEUTRAL
ALL GAMES	15-17	10-8	3-7	2-2
CONFERENCE	6-12	4-5	2-7	0-0
NON-CONFERENCE	9-5	6-3	1-0	2-2

##	Player	gp-gs	min	avg	Total		3-Point		F-Throw		Rebounds				pf	dq	a	to	blk	stl	pts	avg
					fg-fga	fg%	3fg-fga	3fg%	ft-fa	ft%	off	def	tot	avg								
00	McMURRAY, Jahmal	32-31	1047	32.7	206-459	.449	101-256	.395	67-81	.827	5	70	75	2.3	69	1	84	55	4	23	580	18.1
25	CHARGOIS, Ethan	32-31	926	28.9	133-306	.435	45-129	.349	86-123	.699	65	133	198	6.2	93	2	61	63	23	28	397	12.4
33	WHITT JR., Jimmy	30-30	1053	35.1	162-332	.488	4-28	.143	42-74	.568	62	131	193	6.4	71	1	119	44	13	43	370	12.3
15	MIKE, Isiaha	32-32	982	30.7	126-278	.453	50-136	.368	71-93	.763	58	116	174	5.4	100	2	54	61	35	30	373	11.7
01	HUNT, Feron	32-8	757	23.7	98-177	.554	8-32	.250	38-55	.691	62	143	205	6.4	63	1	22	47	28	25	242	7.6
10	FOSTER, Jarrey	16-14	370	23.1	36-105	.343	11-41	.268	28-37	.757	25	32	57	3.6	36	0	24	23	8	7	111	6.9
05	DIXON, Nat	31-13	753	24.3	50-141	.355	31-95	.326	24-32	.750	22	37	59	1.9	30	0	48	24	1	20	155	5.0
13	WHITE, CJ	24-0	251	10.5	14-48	.292	10-33	.303	6-10	.600	9	31	40	1.7	12	0	18	16	2	3	44	1.8
03	DOUGLAS, William	25-0	168	6.7	4-26	.154	3-20	.150	8-10	.800	6	11	17	0.7	28	0	9	9	1	8	19	0.8
21	YOUNG JR., Jahmar	22-0	85	3.9	4-9	.444	0-0	.000	4-8	.500	6	15	21	1.0	13	0	1	7	8	2	12	0.5
12	PYLE, James	6-1	8	1.3	0-3	.000	0-2	.000	0-0	.000	0	0	0	0.0	0	0	1	0	0	0	0	0.0
Team											55	47	102				2					
Total.....		32	6400		833-1884	.442	263-772	.341	374-523	.715	375	766	1141	35.7	515	7	441	351	123	189	2303	72.0
Opponents.....		32	6400		793-1853	.428	267-761	.351	396-547	.724	354	747	1101	34.4	500	-	493	370	86	155	2249	70.3

TEAM STATISTICS	SMU	OPP	Date	Opponent	Score	Att.	
SCORING	2303	2249	11/08/18	NORTHWESTERN ST.	w 69-58	5605	
Points per game	72.0	70.3	11/11/18	SOUTHERN MISS.	L 64-74	5508	
Scoring margin	+1.7	-	11/14/18	WESTERN CARO.	w 98-65	5440	
FIELD GOALS-ATT	833-1884	793-1853	11/17/18	LIPSCOMB	L 73-79	5623	
Field goal pct	.442	.428	11/20/18	vs Bradley	L 62-75	400	
3 POINT FG-ATT	263-772	267-761	11/21/18	vs Wright St.	w 77-76	350	
3-point FG pct	.341	.351	11/27/18	LAMAR UNIVERSITY	w 79-65	5611	
3-pt FG made per game	8.2	8.3	11/29/18	MCNEESE	w 91-59	5384	
FREE THROWS-ATT	374-523	396-547	12/02/18	ORAL ROBERTS	w 79-67	5627	
Free throw pct	.715	.724	12/05/18	TCU	L 59-67	5929	
F-Throws made per game	11.7	12.4	12/15/18	at Georgetown	w 81-73	6763	
REBOUNDS	1141	1101	12/22/18	CORNELL	w 81-53	6067	
Rebounds per game	35.7	34.4	* 01/02/19	EAST CAROLINA	w 82-54	5601	
Rebounding margin	+1.3	-	* 01/04/19	at Tulane	w 74-65	1469	
ASSISTS	441	493	* 01/10/19	at UConn	L 64-76	6538	
Assists per game	13.8	15.4	* 01/12/19	TULSA	w 77-57	6001	
TURNOVERS	351	370	* 01/16/19	HOUSTON	L 58-69	6013	
Turnovers per game	11.0	11.6	* 01/19/19	at Memphis	L 61-83	16673	
Turnover margin	+0.6	-	* 01/26/19	TULANE	w 85-75	5993	
Assist/turnover ratio	1.3	1.3	* 01/30/19	at Wichita St.	L 83-85	10096	
STEALS	189	155	* 02/02/19	at Cincinnati	L 68-73	12256	
Steals per game	5.9	4.8	* 02/07/19	SOUTH FLA.	L 66-67	5677	
BLOCKS	123	86	* 02/10/19	UCF	L 65-71	5989	
Blocks per game	3.8	2.7	* 02/13/19	at Temple	L 74-82	4913	
ATTENDANCE	103856	89855	* 02/21/19	UCONN	w 77-59	5856	
Home games-Avg/Game	18-5770	10-7427	* 02/24/19	at UCF	L 48-95	4978	
Neutral site-Avg/Game	-	4-3896	* 02/27/19	CINCINNATI	L 49-52	5747	
Score by Periods	1st	2nd	Totals	* 03/03/19	WICHITA ST.	L 55-67	6185
SMU	1121	1182	2303	* 03/07/19	at Houston	L 79-90	7039
Opponents	1046	1203	2249	* 03/10/19	at USF	w 77-71	3548
				03/14/19	vs Tulsa	w 74-65	7476
				03/15/19	vs Cincinnati	L 74-82	7356

* = Conference game

THE STAT CREW SYSTEM
SMU Combined Team Statistics (as of Mar 10, 2019)
Conference games only

RECORD:	OVERALL	HOME	AWAY	NEUTRAL
ALL GAMES	6-12	4-5	2-7	0-0
CONFERENCE	6-12	4-5	2-7	0-0
NON-CONFERENCE	0-0	0-0	0-0	0-0

##	Player	gp-gs	min	avg	Total		3-Point		F-Throw		Rebounds				pf	dq	a	to	blk	stl	pts	avg		
					fg-fga	fg%	3fg-fga	3fg%	ft-fta	ft%	off	def	tot	avg										
00	McMURRAY, Jahmal	18-17	586	32.6	115-257	.447	50-138	.362	35-40	.875	3	44	47	2.6	37	1	43	32	3	9	315	17.5		
15	MIKE, Isiaha	18-18	576	32.0	78-173	.451	35-90	.389	40-53	.755	30	73	103	5.7	59	1	32	36	24	16	231	12.8		
33	WHITT JR., Jimmy	16-16	577	36.1	86-187	.460	2-16	.125	18-37	.486	34	72	106	6.6	37	0	64	25	7	19	192	12.0		
25	CHARGOIS, Ethan	18-17	550	30.6	68-170	.400	24-69	.348	55-73	.753	32	77	109	6.1	56	2	36	35	12	14	215	11.9		
01	HUNT, Feron	18-8	449	24.9	55-102	.539	5-26	.192	24-35	.686	26	79	105	5.8	35	0	18	24	21	13	139	7.7		
10	FOSTER, Jarrey	8-8	170	21.3	15-48	.313	6-22	.273	14-17	.824	14	17	31	3.9	19	0	12	12	2	2	50	6.3		
05	DIXON, Nat	17-5	417	24.5	20-76	.263	13-51	.255	17-20	.850	17	20	37	2.2	15	0	26	11	1	8	70	4.1		
13	WHITE, CJ	12-0	138	11.5	5-21	.238	5-17	.294	3-6	.500	6	15	21	1.8	8	0	6	10	1	1	18	1.5		
03	DOUGLAS, William	15-0	84	5.6	2-14	.143	1-10	.100	3-4	.750	3	8	11	0.7	18	0	2	2	1	3	8	0.5		
21	YOUNG JR., Jahmar	12-0	45	3.8	1-4	.250	0-0	.000	2-4	.500	4	8	12	1.0	7	0	1	7	5	1	4	0.3		
12	PYLE, James	6-1	8	1.3	0-3	.000	0-2	.000	0-0	.000	0	0	0	0.0	0	0	1	0	0	0	0	0.0		
Team											35	31	66											
Total.....		18	3600	445-1055		.422	141-441	.320	211-289	.730	204	444	648	36.0	291	4	241	195	77	86	1242	69.0		
Opponents.....		18	3600	459-1091		.421	149-425	.351	224-310	.723	223	440	663	36.8	280	-	279	184	46	88	1291	71.7		

TEAM STATISTICS	SMU	OPP	Date	Opponent	Score	Att.
SCORING	1242	1291	* 01/02/19	EAST CAROLINA	w 82-54	5601
Points per game	69.0	71.7	* 01/04/19	at Tulane	w 74-65	1469
Scoring margin	-2.7	-	* 01/10/19	at UConn	L 64-76	6538
FIELD GOALS-ATT	445-1055	459-1091	* 01/12/19	TULSA	w 77-57	6001
Field goal pct	.422	.421	* 01/16/19	HOUSTON	L 58-69	6013
3 POINT FG-ATT	141-441	149-425	* 01/19/19	at Memphis	L 61-83	16673
3-point FG pct	.320	.351	* 01/26/19	TULANE	w 85-75	5993
3-pt FG made per game	7.8	8.3	* 01/30/19	at Wichita St.	L 83-85	10096
FREE THROWS-ATT	211-289	224-310	* 02/02/19	at Cincinnati	L 68-73	12256
Free throw pct	.730	.723	* 02/07/19	SOUTH FLA.	L 66-67	5677
F-Throws made per game	11.7	12.4	* 02/10/19	UCF	L 65-71	5989
REBOUNDS	648	663	* 02/13/19	at Temple	L 74-82	4913
Rebounds per game	36.0	36.8	* 02/21/19	UCONN	w 77-59	5856
Rebounding margin	-0.8	-	* 02/24/19	at UCF	L 48-95	4978
ASSISTS	241	279	* 02/27/19	CINCINNATI	L 49-52	5747
Assists per game	13.4	15.5	* 03/03/19	WICHITA ST.	L 55-67	6185
TURNOVERS	195	184	* 03/07/19	at Houston	L 79-90	7039
Turnovers per game	10.8	10.2	* 03/10/19	at USF	w 77-71	3548
Turnover margin	-0.6	-	* - Conference game			
Assist/turnover ratio	1.2	1.5				
STEALS	86	88				
Steals per game	4.8	4.9				
BLOCKS	77	46				
Blocks per game	4.3	2.6				
ATTENDANCE	53062	67510				
Home games-Avg/Game	9-5896	9-7501				
Neutral site-Avg/Game	-	0-0				

Score by Periods	1st	2nd	Totals
SMU	576	666	1242
Opponents	620	671	1291

THE STAT CREW SYSTEM
SMU Combined Team Statistics (as of Mar 18, 2019)
AAC Tournament

RECORD:	OVERALL	HOME	AWAY	NEUTRAL
ALL GAMES	1-1	0-0	0-0	1-1
CONFERENCE	0-0	0-0	0-0	0-0
NON-CONFERENCE	1-1	0-0	0-0	1-1

##	Player	gp-gs	min	avg	Total		3-Point		F-Throw		Rebounds				pf	dq	a	to	blk	stl	pts	avg
					fg-fga	fg%	3fg-fga	3fg%	ft-fta	ft%	off	def	tot	avg								
00	McMURRAY, Jahmal	2-2	69	34.5	13-28	.464	8-16	.500	11-14	.786	0	3	3	1.5	4	0	8	4	0	2	45	22.5
33	WHITT JR., Jimmy	2-2	77	38.5	16-28	.571	0-0	.000	0-1	.000	3	9	12	6.0	5	0	5	4	1	3	32	16.0
25	CHARGOIS, Ethan	2-2	74	37.0	8-14	.571	2-7	.286	3-8	.375	2	6	8	4.0	4	0	5	4	1	3	21	10.5
10	FOSTER, Jarrey	2-2	54	27.0	4-12	.333	2-6	.333	5-5	1.000	3	5	8	4.0	6	0	2	2	1	0	15	7.5
15	MIKE, Isiaha	2-2	71	35.5	5-17	.294	3-9	.333	2-3	.667	2	11	13	6.5	7	0	2	4	3	4	15	7.5
01	HUNT, Feron	2-0	43	21.5	6-8	.750	1-2	.500	1-2	.500	3	12	15	7.5	4	0	0	4	0	1	14	7.0
05	DIXON, Nat	2-0	12	6.0	2-3	.667	1-1	1.000	1-1	1.000	0	0	0	0.0	1	0	1	1	0	0	6	3.0
13	WHITE, CJ	1-0	0	0.0	0-0	.000	0-0	.000	0-0	.000	0	0	0	0.0	0	0	0	0	0	0	0	0.0
03	DOUGLAS, William	1-0	0	0.0	0-0	.000	0-0	.000	0-0	.000	0	0	0	0.0	0	0	0	0	0	0	0	0.0
Team											2	3	5									
Total.....		2	400		54-110	.491	17-41	.415	23-34	.676	15	49	64	32.0	31	0	23	23	6	13	148	74.0
Opponents.....		2	400		55-127	.433	17-52	.327	20-30	.667	26	47	73	36.5	28	-	36	18	6	9	147	73.5

TEAM STATISTICS	SMU	OPP	Date	Opponent	Score	Att.
SCORING	148	147	03/14/19	vs Tulsa	W 74-65	7476
Points per game	74.0	73.5	03/15/19	vs Cincinnati	L 74-82	7356
Scoring margin	+0.5	-	* = Conference game			
FIELD GOALS-ATT	54-110	55-127				
Field goal pct	.491	.433				
3 POINT FG-ATT	17-41	17-52				
3-point FG pct	.415	.327				
3-pt FG made per game	8.5	8.5				
FREE THROWS-ATT	23-34	20-30				
Free throw pct	.676	.667				
F-Throws made per game	11.5	10.0				
REBOUNDS	64	73				
Rebounds per game	32.0	36.5				
Rebounding margin	-4.5	-				
ASSISTS	23	36				
Assists per game	11.5	18.0				
TURNOVERS	23	18				
Turnovers per game	11.5	9.0				
Turnover margin	-2.5	-				
Assist/turnover ratio	1.0	2.0				
STEALS	13	9				
Steals per game	6.5	4.5				
BLOCKS	6	6				
Blocks per game	3.0	3.0				
ATTENDANCE	0	14832				
Home games-Avg/Game	0-0	0-0				
Neutral site-Avg/Game	-	2-7416				

Score by Periods	1st	2nd	Totals
SMU	85	63	148
Opponents	73	74	147

THE STAT CREW SYSTEM
SMU Team Game-by-Game Comparison (as of Mar 15, 2019)
All games

Opponent	1st	2nd	Score	Mar	Total FG	FG Pct	3-Pointers	3FG Pct	Free Throws	FT Pct	Rebounds	Assist	T/Over	Block	Steal	Fouls
NORTHWESTERN ST.	34/29	35/29	69-58	+11	25-65/18-46	.385/.391	9-36/6-21	.250/.286	10-16/16-24	.625/.667	44/33 +11	17/12	13/18	5/3	10/7	16/20
SOUTHERN MISS.	36/35	28/39	64-74	(10)	23-58/27-55	.397/.491	12-30/13-24	.400/.542	6-9/7-9	.667/.778	31/36 (5)	15/19	10/12	4/6	6/5	13/12
WESTERN CARO.	52/32	46/33	98-65	+33	37-66/21-51	.561/.412	10-21/13-31	.476/.419	14-23/10-14	.609/.714	42/23 +19	15/12	12/22	7/2	11/3	17/19
LIPSCOMB	36/29	37/50	73-79	(6)	26-63/25-53	.413/.472	9-25/8-26	.360/.308	12-20/21-27	.600/.778	38/37 +1	13/21	16/17	2/1	9/5	22/19
Bradley	28/30	34/45	62-75	(13)	19-52/26-51	.365/.510	7-24/5-18	.292/.278	17-22/18-26	.773/.692	29/33 (4)	6/9	14/12	1/5	4/5	23/15
Wright St.	33/39	44/37	77-76	+1	30-54/29-58	.556/.500	10-21/14-27	.476/.519	7-8/4-8	.875/.500	26/25 +1	9/21	12/10	4/1	6/6	13/8
LAMAR UNIVERSITY	41/28	38/37	79-65	+14	31-58/20-52	.534/.385	8-21/8-26	.381/.308	9-16/17-20	.563/.850	32/30 +2	23/14	13/16	3/3	9/9	15/15
MCNEESE	40/24	51/35	91-59	+32	35-67/23-49	.522/.469	11-29/4-17	.379/.235	10-11/9-12	.909/.750	38/23 +15	24/15	6/15	3/3	10/2	13/14
ORAL ROBERTS	42/23	37/44	79-67	+12	29-56/24-55	.518/.436	8-17/12-25	.471/.480	13-17/7-8	.765/.875	36/26 +10	16/16	7/10	4/2	5/4	11/18
TCU	35/29	24/38	59-67	(8)	22-61/25-59	.361/.424	4-25/9-27	.160/.333	11-16/8-10	.688/.800	41/34 +7	12/16	14/10	2/5	5/7	12/17
Georgetown	39/34	42/39	81-73	+8	28-59/23-58	.475/.397	10-25/4-18	.400/.222	15-22/23-29	.682/.793	33/39 (6)	15/13	10/13	4/2	7/3	20/19
CORNELL	44/21	37/32	81-53	+28	29-60/18-48	.483/.375	7-16/5-24	.438/.208	16-20/12-20	.800/.600	39/26 +13	12/10	6/13	1/1	8/2	18/16
EAST CAROLINA	35/25	47/29	82-54	+28	29-59/19-56	.492/.339	7-21/3-15	.333/.200	17-24/13-22	.708/.591	45/31 +14	19/10	15/15	5/3	8/8	20/23
Tulane	35/25	39/40	74-65	+9	24-60/22-64	.400/.344	7-19/6-28	.368/.214	19-26/15-19	.731/.789	39/43 (4)	14/12	11/12	5/2	6/4	18/19
UConn	31/42	33/34	64-76	(12)	23-66/22-42	.348/.524	3-23/9-19	.130/.474	15-16/23-31	.938/.742	41/26 +15	8/9	10/10	1/3	8/3	22/16
TULSA	38/27	39/30	77-57	+20	25-61/20-56	.410/.357	13-32/7-22	.406/.318	14-16/10-12	.875/.833	44/29 +15	16/13	11/13	6/4	5/4	13/14
HOUSTON	22/31	36/38	58-69	(11)	21-55/25-55	.382/.455	5-24/9-22	.208/.409	11-12/10-14	.917/.714	35/31 +4	11/14	8/4	2/3	0/4	16/15
Memphis	23/40	38/43	61-83	(22)	21-58/33-73	.362/.452	10-33/11-34	.303/.324	9-16/6-8	.563/.750	38/39 (1)	13/24	21/12	4/2	5/10	17/17
TULANE	32/35	53/40	85-75	+10	28-61/25-56	.459/.446	12-25/9-23	.480/.391	17-23/16-22	.739/.727	33/37 (4)	20/19	9/16	5/1	9/4	15/19
Wichita St.	45/38	38/47	83-85	(2)	31-63/31-65	.492/.477	11-25/10-21	.440/.476	10-15/13-19	.667/.684	34/34 -	13/19	6/5	4/5	2/1	16/15
Cincinnati	35/42	33/31	68-73	(5)	26-60/26-54	.433/.481	10-28/10-26	.357/.385	6-11/11-18	.545/.611	32/35 (3)	12/16	9/11	3/1	3/2	17/10
SOUTH FLA.	35/39	31/28	66-67	(1)	24-56/26-55	.429/.473	6-21/11-25	.286/.440	12-16/4-5	.750/.800	35/28 +7	17/17	10/12	7/4	4/7	11/17
UCF	28/36	37/35	65-71	(6)	25-63/26-50	.397/.520	10-37/7-16	.270/.438	5-10/12-13	.500/.923	31/32 (1)	16/16	8/13	6/4	7/5	14/12
Temple	34/34	40/48	74-82	(8)	31-70/32-75	.443/.427	6-23/7-23	.261/.304	6-8/11-13	.750/.846	43/42 +1	13/21	11/5	3/1	3/8	12/11
UCONN	36/28	41/31	77-59	+18	28-49/21-70	.571/.300	8-15/10-27	.533/.370	13-15/7-13	.867/.538	39/33 +6	16/13	16/10	8/2	6/8	13/12
UCF	18/41	30/54	48-95	(47)	17-69/34-69	.246/.493	7-32/11-26	.219/.423	7-11/16-25	.636/.640	35/58 (23)	6/17	4/6	2/2	3/2	21/16
CINCINNATI	28/22	21/30	49-52	(3)	20-57/17-64	.351/.266	7-24/4-21	.292/.190	2-3/14-15	.667/.933	35/50 (15)	10/10	9/8	10/4	2/3	15/11
WICHITA ST.	28/41	27/26	55-67	(12)	19-52/25-63	.365/.397	3-26/7-25	.115/.280	14-21/10-15	.667/.667	35/40 (5)	11/17	12/10	4/2	2/4	15/18
Houston	37/46	42/44	79-90	(11)	24-46/34-64	.522/.531	10-19/12-29	.526/.414	21-26/10-14	.808/.714	25/35 (10)	10/19	15/11	0/2	4/6	16/19
USF	36/28	41/43	77-71	+6	29-50/21-60	.580/.350	6-14/6-23	.429/.261	13-20/23-32	.650/.719	29/40 (11)	16/13	10/11	2/1	9/5	20/16
Tulsa	47/33	27/32	74-65	+9	24-52/24-66	.462/.364	10-25/8-33	.400/.242	16-22/9-12	.727/.750	36/37 (1)	13/21	13/10	4/3	7/5	15/17
Cincinnati	38/40	36/42	74-82	(8)	30-58/31-61	.517/.508	7-16/9-19	.438/.474	7-12/11-18	.583/.611	28/36 (8)	10/15	10/8	2/3	6/4	16/11

Note: Game totals are displayed in the format TEAM/OPPONENT for each category

THE STAT CREW SYSTEM
SMU Game-by-Game Highs (as of Mar 15, 2019)
All games

Opponent	Date	Score	Points	Rebounds	Assists	Steals	Blocked shots
NORTHWESTERN ST.	11/08/18	69-58	19-WHITT JR., Jimmy	9-CHARGOIS, Ethan	5-WHITT JR., Jimmy	3-McMURRAY, Jahm	2-WHITT JR., Jimmy
SOUTHERN MISS.	11/11/18	64-74	25-CHARGOIS, Ethan	8-CHARGOIS, Ethan WHITE, CJ	5-MIKE, Isiaha	2-McMURRAY, Jahm	2-CHARGOIS, Ethan
WESTERN CARO.	11/14/18	98-65	34-McMURRAY, Jah	10-CHARGOIS, Ethan	4-WHITT JR., Jimmy	3-DIXON, Nat	2-YOUNG JR., Jahm CHARGOIS, Ethan
LIPSCOMB	11/17/18	73-79	22-CHARGOIS, Ethan	11-CHARGOIS, Ethan	5-WHITT JR., Jimmy	3-DIXON, Nat	1-HUNT, Feron CHARGOIS, Ethan
vs Bradley	11/20/18	62-75	19-McMURRAY, Jah	13-WHITT JR., Jimmy	2-MIKE, Isiaha	2-WHITT JR., Jimmy MIKE, Isiaha	1-CHARGOIS, Ethan
vs Wright St.	11/21/18	77-76	27-McMURRAY, Jah	7-HUNT, Feron	4-WHITT JR., Jimmy	2-MIKE, Isiaha McMURRAY, Jahma	2-MIKE, Isiaha
LAMAR UNIVERSITY	11/27/18	79-65	18-McMURRAY, Jah	7-HUNT, Feron	9-McMURRAY, Jahm	3-WHITT JR., Jimmy	1-CHARGOIS, Ethan MIKE, Isiaha HUNT, Feron
MCNEESE	11/29/18	91-59	19-McMURRAY, Jah	10-WHITT JR., Jimmy	10-WHITT JR., Jimmy	3-WHITT JR., Jimmy	1-CHARGOIS, Ethan FOSTER, Jarrey YOUNG JR., Jahma
ORAL ROBERTS	12/02/18	79-67	17-CHARGOIS, Ethan	9-CHARGOIS, Ethan	5-DIXON, Nat	2-WHITT JR., Jimmy HUNT, Feron	2-FOSTER, Jarrey
TCU	12/05/18	59-67	19-McMURRAY, Jah	8-CHARGOIS, Ethan HUNT, Feron	3-WHITT JR., Jimmy FOSTER, Jarrey DIXON, Nat	4-WHITT JR., Jimmy	1-MIKE, Isiaha FOSTER, Jarrey
at Georgetown	12/15/18	81-73	19-McMURRAY, Jah	9-MIKE, Isiaha	5-WHITT JR., Jimmy	3-CHARGOIS, Ethan	1-McMURRAY, Jahm HUNT, Feron MIKE, Isiaha FOSTER, Jarrey
CORNELL	12/22/18	81-53	22-WHITT JR., Jimmy	9-HUNT, Feron	4-WHITT JR., Jimmy	3-WHITT JR., Jimmy	1-MIKE, Isiaha
EAST CAROLINA	01/02/19	82-54	20-McMURRAY, Jah	12-HUNT, Feron	6-WHITT JR., Jimmy	3-CHARGOIS, Ethan	2-FOSTER, Jarrey
at Tulane	01/04/19	74-65	25-McMURRAY, Jah	11-WHITT JR., Jimmy	5-WHITT JR., Jimmy	4-WHITT JR., Jimmy	2-MIKE, Isiaha CHARGOIS, Ethan
at UConn	01/10/19	64-76	20-WHITT JR., Jimmy	10-WHITT JR., Jimmy	3-FOSTER, Jarrey	3-WHITT JR., Jimmy	1-MIKE, Isiaha
TULSA	01/12/19	77-57	22-McMURRAY, Jah	10-WHITT JR., Jimmy	4-MIKE, Isiaha WHITT JR., Jimmy	2-CHARGOIS, Ethan	3-HUNT, Feron
HOUSTON	01/16/19	58-69	20-WHITT JR., Jimmy	12-CHARGOIS, Ethan	6-WHITT JR., Jimmy	None	1-HUNT, Feron MIKE, Isiaha
at Memphis	01/19/19	61-83	12-WHITT JR., Jimmy	8-CHARGOIS, Ethan	3-WHITT JR., Jimmy McMURRAY, Jahma	2-MIKE, Isiaha	3-WHITT JR., Jimmy
TULANE	01/26/19	85-75	29-McMURRAY, Jah	8-CHARGOIS, Ethan	8-WHITT JR., Jimmy	3-MIKE, Isiaha	2-HUNT, Feron
at Wichita St.	01/30/19	83-85	25-MIKE, Isiaha	12-CHARGOIS, Ethan	5-WHITT JR., Jimmy	1-HUNT, Feron MIKE, Isiaha	3-HUNT, Feron
at Cincinnati	02/02/19	68-73	21-McMURRAY, Jah	7-HUNT, Feron	5-CHARGOIS, Ethan	1-HUNT, Feron McMURRAY, Jahma MIKE, Isiaha	1-MIKE, Isiaha HUNT, Feron WHITT JR., Jimmy
SOUTH FLA.	02/07/19	66-67	18-MIKE, Isiaha	8-HUNT, Feron WHITT JR., Jimmy	8-WHITT JR., Jimmy	2-CHARGOIS, Ethan	2-HUNT, Feron MIKE, Isiaha
UCF	02/10/19	65-71	23-WHITT JR., Jimmy	10-MIKE, Isiaha	4-MIKE, Isiaha CHARGOIS, Ethan WHITT JR., Jimmy	2-WHITT JR., Jimmy DIXON, Nat	3-MIKE, Isiaha
at Temple	02/13/19	74-82	22-McMURRAY, Jah	11-MIKE, Isiaha	4-CHARGOIS, Ethan	1-HUNT, Feron MIKE, Isiaha WHITT JR., Jimmy	1-YOUNG JR., Jahm MIKE, Isiaha HUNT, Feron
UCONN	02/21/19	77-59	25-McMURRAY, Jah	8-MIKE, Isiaha CHARGOIS, Ethan	5-WHITT JR., Jimmy	2-MIKE, Isiaha McMURRAY, Jahma	3-MIKE, Isiaha

THE STAT CREW SYSTEM
 SMU Game-by-Game Highs (as of Mar 15, 2019)
 All games

Opponent	Date	Score	Points	Rebounds	Assists	Steals	Blocked shots
at UCF	02/24/19	48-95	9-CHARGOIS, Ethan	7-WHITT JR., Jimmy	2-WHITE, CJ	1-HUNT, Feron MIKE, Isiaha WHITE, CJ	1-YOUNG JR., Jahm MIKE, Isiaha
CINCINNATI	02/27/19	49-52	27-McMURRAY, Jah	9-WHITT JR., Jimmy	3-HUNT, Feron	1-WHITT JR., Jimmy HUNT, Feron	4-HUNT, Feron
WICHITA ST.	03/03/19	55-67	14-HUNT, Feron	9-MIKE, Isiaha	3-McMURRAY, Jahm WHITE, CJ	1-CHARGOIS, Ethan HUNT, Feron	2-MIKE, Isiaha
at Houston	03/07/19	79-90	24-McMURRAY, Jah	6-MIKE, Isiaha	3-McMURRAY, Jahm DIXON, Nat	1-CHARGOIS, Ethan McMURRAY, Jahma DOUGLAS, William MIKE, Isiaha	None
at USF	03/10/19	77-71	19-CHARGOIS, Ethan	14-HUNT, Feron	6-McMURRAY, Jahm	3-WHITT JR., Jimmy	1-HUNT, Feron CHARGOIS, Ethan
vs Tulsa	03/14/19	74-65	27-McMURRAY, Jah	7-HUNT, Feron MIKE, Isiaha	5-McMURRAY, Jahm	3-MIKE, Isiaha	2-MIKE, Isiaha
vs Cincinnati	03/15/19	74-82	24-WHITT JR., Jimmy	8-HUNT, Feron	3-McMURRAY, Jahm CHARGOIS, Ethan	2-CHARGOIS, Ethan WHITT JR., Jimmy	1-FOSTER, Jarrey MIKE, Isiaha

SMU SEASON RECORDS

With **Tim Jankovich** as
Head Coach/Associate Head Coach

Games played

1.	37	2013-14
2.	35	2010-11
	35	1987-88
	35	2016-17
5.	34	2014-15
6.	33	1983-84
	33	1984-85
	33	2017-18
9.	32	2012-13
	32	2011-12
	32	2018-19

Field goal percentage

1.	.541 (1023-1892)	1983-84
2.	.526 (1014-1928)	1984-85
3.	.517 (827-1600)	1986-87
4.	.512 (1103-2155)	1987-88
5.	.497 (858-1727)	2015-16
6.	.495 (756-1528)	1985-86
7.	.490 (813-1659)	1966-67
	.490 (821-1676)	1965-66
9.	.489 (858-1754)	1982-83
10.	.485 (1032-2130)	1975-76
11.	.483 (734-1520)	1988-89
	.483 (937-1938)	2013-14

3-point FG percentage

1.	.429 (88-205)	1986-87
2.	.420 (194-462)	2015-16
3.	.413 (97-235)	1988-89
4.	.410 (152-371)	1987-88
5.	.406 (286-705)	2016-17
6.	.394 (277-703)	2010-11
7.	.379 (174-459)	2013-14
8.	.379 (281-741)	2017-18
9.	.363 (145-400)	2014-15
10.	.359 (182-507)	2008-09
11.	.351 (183-521)	2009-10
12.	.346 (164-474)	1993-94
13.	.345 (113-328)	2012-13

Free throw percentage

1.	.769 (552-718)	1961-62
2.	.768 (552-719)	1970-71
3.	.761 (715-939)	1955-56
4.	.759 (542-714)	1965-66
5.	.746 (440-590)	1979-80
6.	.745 (493-662)	2012-13
7.	.742 (409-551)	2010-11
8.	.740 (506-684)	1962-63
9.	.735 (454-618)	1963-64
10.	.733 (671-915)	1954-55
	.733 (547-746)	1956-57

Total Points

1.	2879 (35 games)	1987-88
2.	2627 (37 games)	2013-14
3.	2599 (35 games)	2016-17
4.	2506 (33 games)	1983-84
5.	2491 (33 games)	1984-85
6.	2390 (28 games)	1975-76
7.	2363 (30 games)	1955-56
8.	2350 (34 games)	2014-15
9.	2319 (30 games)	2015-16
10.	2318 (30 games)	1999-00
11.	2306 (30 games)	2000-01
12.	2303 (32 games)	2018-19

Scoring Average

1.	87.0 (26 games)	1970-71
2.	85.4 (28 games)	1975-76
3.	84.0 (26 games)	1965-66
4.	83.3 (27 games)	1971-72
5.	82.3 (35 games)	1987-88
6.	82.0 (27 games)	1964-65

3-point field goals made

1.	286 (35 games)	2016-17
2.	281 (33 games)	2017-18
3.	277 (35 games)	2010-11
4.	263 (32 games)	2018-19
5.	248 (32 games)	2011-12
6.	215 (31 games)	2006-07
7.	205 (27 games)	1994-95
8.	202 (28 games)	1997-98
9.	194 (30 games)	2015-16
10.	192 (30 games)	1999-00
	192 (30 games)	2007-08

Free throws made

1.	715 (30 games)	1955-56
2.	671 (26 games)	1954-55
3.	610 (27 games)	1964-65
4.	594 (22 games)	1953-54
5.	586 (27 games)	1971-72
6.	579 (37 games)	2013-14
7.	552 (25 games)	1961-62
	552 (26 games)	1970-71
9.	547 (26 games)	1956-57
10.	543 (30 games)	2000-01
11.	542 (26 games)	1965-66
12.	541 (34 games)	2014-15

Assists

1.	786	1987-88
2.	675	1984-85
3.	655	1986-87
4.	608	1983-84
5.	567	2016-17
6.	561	2013-14
7.	528	2015-16
8.	524	2014-15
9.	512	1982-83
10.	509	1975-76
11.	488	2010-11
12.	487	1985-86

Assists average

1.	22.6 (29 games)	1986-87
2.	22.5 (35 games)	1987-88
3.	20.5 (33 games)	1984-85
4.	18.4 (33 games)	1983-84
5.	18.2 (28 games)	1975-76
6.	17.6 (30 games)	2015-16
7.	17.1 (30 games)	1982-83
8.	16.8 (29 games)	1985-86
9.	16.4 (25 games)	1972-73
10.	16.3 (28 games)	1992-93
11.	16.2 (28 games)	1979-80
	16.2 (35 games)	2016-17

Blocked shots

1.	165	2013-14
2.	149	2002-03
3.	147	1984-85
4.	146	1983-84
	146	2014-15
6.	138	2005-06
7.	137	2015-16
8.	132	2012-13
9.	124	1978-79
10.	123	1998-99
	123	2018-19
12.	122	2007-08
	122	2006-07
14.	120	1977-78
15.	119	2001-02
16.	117	2016-17

Blocked shots average

1.	5.0 (30 games)	2002-03
2.	4.8 (29 games)	2005-06
3.	4.6 (27 games)	1978-79
	4.6 (30 games)	2015-16
5.	4.5 (33 games)	1984-85
	4.5 (37 games)	2013-14
7.	4.4 (33 games)	1983-84
8.	4.3 (28 games)	1977-78
	4.3 (34 games)	2014-15
10.	4.1 (29 games)	2001-02
	4.1 (30 games)	1998-99
	4.1 (30 games)	2007-08
	4.1 (32 games)	2012-13

Steals

1.	297	1987-88
2.	282	2013-14
3.	278	1999-00
4.	248	1998-99
5.	244	2017-18
6.	242	2004-05
7.	238	1984-85
8.	237	2014-15
9.	234	2002-03
10.	233	1992-93
11.	225	2003-04
12.	222	2005-06
13.	221	2011-12
14.	220	2012-13

Steals average

1.	9.3 (30 games)	1999-00
2.	8.6 (28 games)	2004-05
3.	8.5 (35 games)	1987-88
4.	8.3 (28 games)	1992-93
5.	8.3 (30 games)	1998-99
6.	7.8 (30 games)	2002-03
7.	7.7 (29 games)	2005-06
8.	7.6 (37 games)	2013-14
9.	7.5 (30 games)	2003-04
10.	7.4 (28 games)	1996-97
	7.4 (33 games)	2017-18

Best Assist-to-Turnover Ratio

1.	1.74	1986-87
2.	1.71	1987-88
3.	1.50	2016-17
4.	1.42	2015-16
5.	1.37	1985-86

Fewest Turnovers Per Game

1.	10.8	2016-17
2.	11.0	2018-19
3.	11.6	1996-97
	11.6	2017-18
5.	12.0	1998-99
6.	12.3	1985-86
7.	12.4	2015-16
8.	12.5	2014-15

Scoring defense

1.	59.8 (34 games)	2014-15
2.	60.0 (35 games)	2016-17
3.	60.1 (32 games)	2011-12
4.	61.3 (35 games)	2010-11
5.	61.4 (29 games)	1985-86
6.	62.2 (25 games)	1957-58
7.	62.2 (37 games)	2013-14
8.	62.6 (31 games)	2006-07
9.	62.7 (32 games)	2012-13
10.	63.2 (24 games)	1958-59
11.	63.4 (30 games)	2015-16
12.	64.1 (29 games)	2005-06
	64.1 (33 games)	2017-18
14.	64.2 (26 games)	1956-57
15.	64.5 (31 games)	2009-10
	64.5 (24 games)	1959-60

Field goal pct defense

1.	.345 (498-1443)	1953-54
2.	.364 (656-1804)	1957-58
3.	.367 (766-2087)	1955-56
4.	.373 (609-1631)	1958-59
5.	.380 (609-1602)	1961-62
6.	.381 (691-1815)	2014-15
7.	.385 (762-1977)	2013-14
8.	.386 (745-1928)	2016-17
9.	.387 (576-1488)	1959-60
10.	.389 (661-1698)	1954-55
11.	.394 (660-1674)	1956-57
12.	.395 (655-1657)	2012-13
13.	.400 (676-1690)	2015-16
14.	.402 (650-1618)	1960-61

3-point FG pct defense


1.	.305 (120-394)	1987-88
2.	.308 (203-660)	2011-12
3.	.314 (157-500)	1992-93
4.	.321 (248-773)	2013-14
	.321 (282-878)	2016-17
6.	.322 (197-611)	2006-07
7.	.326 (268-823)	2014-15
8.	.330 (187-567)	1997-98
9.	.331 (224-676)	2015-16
10.	.332 (203-612)	2003-04
	.332 (178-536)	1999-00
12.	.333 (148-445)	2004-05
13.	.338 (188-557)	2000-01
	.338 (160-473)	2005-06
	.338 (259-766)	2017-18

Scoring margin

1.	14.3 (74.3-60.0)	2016-17
2.	13.9 (77.3-63.4)	2015-16
3.	13.4 (77.6-64.2)	1956-57
4.	11.0 (78.8-67.7)	1955-56
5.	10.4 (82.3-71.8)	1987-88
6.	9.4 (69.1-59.8)	2014-15
7.	8.8 (71.0-62.2)	2013-14
8.	8.4 (77.1-68.7)	1953-54
9.	8.1 (75.9-67.8)	1983-84
10.	8.0 (75.5-67.5)	1984-85

Rebound margin

1.	10.2 (39.4-29.3)	2015-16
2.	8.7 (38.1-29.5)	2016-17
3.	8.4 (37.2-28.8)	1988-89
4.	6.7 (36.6-29.9)	2014-15
5.	5.7 (48.5-42.8)	1959-60
6.	5.0 (46.5-41.5)	1958-59
7.	4.8 (36.0-31.3)	2013-14
8.	4.6 (38.1-33.5)	1984-85
9.	4.3 (43.3-39.0)	1999-00



25
ETHAN
CHARGOIS
F, 6-9, 235, SO - 1L
Tulsa, Oklahoma
Union HS

2018-19 (Sophomore): Played in every game (started all but senior day vs Wichita State 3/3)... 12.4 points (2nd SMU, 23rd AAC), 6.2 rebounds (3rd SMU, 12th AAC), 2.0 offensive rebounds (2nd SMU, 15th AAC), 4.2 defensive rebounds (2nd SMU, 14th AAC) ... Had four double-doubles ... shot 34.9% from three... **GAME HIGHLIGHTS:** Had 19 points and 5 rebounds in win against USF 3/10 ... Conference career high 21 points in 38 minutes vs. [12/12] Houston 3/7... Recorded career high 12 rebounds, 16 points and 2 assists in fourth double-double of the season against Wichita State 1/30 ... Recorded third double-double of the season scoring 10 points and a career high 12 rebounds vs. Houston 1/16 ... Had 18 points, 5 rebounds, 2 steals and 1 assist in win over Tulsa 1/12 ... Had 17 points, 6 rebounds, 2 steals and a career-high 4 assists in the win vs Lamar 11/27... Had 22 points and 11 rebounds with 3 assists, a seal and a block vs Lipscomb 11/17... Career-high 25 points with 8 rebounds, 2 assists and 2 blocks vs Southern Miss 11/11.

2018 Summer: Played on a Global Sports Academy U.S. team for the Goodwill Tour in Belgium, Netherlands and Germany Aug. 11-16. He was on the same squad as SMU teammate William Douglas, going 6-0. SMU teammate Feron Hunt was on the same trip with another Global Sports Academy U.S. team that also went 6-0.

2017-18 (Freshman): Played in 31 games, started 24... 10+ points in 13 games, 20+ points 3 times... Averaged 9.1 points and 4.4 rebounds... Shot 46.3% FG (101-218)... **GAME HIGHLIGHTS:** Added 12 points (5-8 FG), 2 steals, a rebound and an assist in 30 minutes in the win at [7/4] Wichita State 1/17... Had 16 points (6-10 FG, 2-3 3FG), 7 rebounds, 3 assists, 3 blocks and 2 steals in the win vs [-/rv] Boise State 12/18... Had 21

HIGHS	SEASON	CAREER	AAC GAME	CONF. TOUR/POST
MINUTES	38, at [rv/rv] Cincinnati 2/2/19 38, at [12/12] Houston 3/7/19 38, vs Tulsa 3/14/19	38, at [rv/rv] Cincinnati 2/2/19 38, at [12/12] Houston 3/7/19 38, vs Tulsa 3/14/19	38, at [rv/rv] Cincinnati 2/2/19 38, at [12/12] Houston 3/7/19 38, at [12/12] Houston 3/7/19	38, vs Tulsa 3/14/19
FG	8, Southern Miss 11/11/18	8, ULM 11/12/17 8, vs Western Ky. 11/24/17 8, at [20/20] TCU 12/5/17 8, Southern Miss 11/11/18	7, at USF 3/4/18	5, vs Tulsa 3/14/19
FGA	17, Southern Miss 11/11/18 17, Lipscomb 11/17/18	17, Southern Miss 11/11/18 17, Lipscomb 11/17/18	15, at Wichita St. 1/30/19	9, vs Tulsa 3/14/19
3FG	4, Southern Miss 11/11/18 4, Lipscomb 11/17/18	4, Southern Miss 11/11/18 4, Lipscomb 11/17/18	3, East Carolina 1/28/18 3, Tulsa 1/12/19	1, vs Connecticut 3/8/18 1, vs Tulsa 3/14/19 1, v[24/23]Cincinnati 3/15/19
FGA	10, Lipscomb 11/17/18	10, Lipscomb 11/17/18	6, UCF 12/27/17 6, Memphis 2/14/18 6, [21/17] Houston 1/16/19 6, at Wichita St. 1/30/19 6, at [rv/rv] Cincinnati 2/2/19	4, vs Connecticut 3/8/18 4, vs Tulsa 3/14/19
FT	7, at [12/12] Houston 3/7/19 7, at USF 3/10/19	7, at [12/12] Houston 3/7/19 7, at USF 3/10/19	7, at [12/12] Houston 3/7/19 7, at USF 3/10/19	2, v[24/23]Cincinnati 3/15/19
FTA	9, at Wichita St. 1/30/19	9, at Wichita St. 1/30/19	9, at Wichita St. 1/30/19	5, v[24/23]Cincinnati 3/15/19
REBOUNDS	12, [21/17] Houston 1/16/19 12, at Wichita St. 1/30/19	12, [21/17] Houston 1/16/19 12, at Wichita St. 1/30/19	12, [21/17] Houston 1/16/19 12, at Wichita St. 1/30/19	6, vs Tulsa 3/14/19
ASSISTS	5, at [rv/rv] Cincinnati 2/2/19	5, at [rv/rv] Cincinnati 2/2/19	5, at [rv/rv] Cincinnati 2/2/19	3, v[24/23]Cincinnati 3/15/19
BLOCKS	2, Southern Miss 11/14/18 2, W. Carolina 11/14/18 2, at Tulane 1/4/19	4, New Orleans 12/13/17 2, East Carolina 1/28/18 2, at Tulane 1/4/19	2, UCF 12/27/17 2, East Carolina 1/28/18	1, vs Connecticut 3/8/18 1, vs Tulsa 3/14/19
STEALS	3, at Georgetown 12/15/18 3, East Carolina 1/2/19	3, [13/12] Wichita St 2/24/18 3, at USF 3/4/18 3, at Georgetown 12/15/18 3, East Carolina 1/2/19	3, [13/12] Wichita St 2/24/18 3, at USF 3/4/18 3, East Carolina 1/2/19	2, v[24/23]Cincinnati 3/15/19
POINTS	25, Southern Miss 11/11/18	25, Southern Miss 11/11/18	21, at [12/12] Houston 3/7/19	12, vs Tulsa 3/14/19
DOUBLE-DOUBLES	1 - W. Carolina 11/14/18 (12 pts, 10 rebs) 4 - at Wichita State 1/30/19 (16 pts, 12 rebs)	2 - Lipscomb 11/17/18 (22 pts, 11 rebs)	3 - [21/17] Houston 1/16/19 (12 pts, 12 rebs)	

points (8-13 FG, 2-5 3FG, 3-3 FT) and 7 rebounds at [20/20] TCU 12/5... Had 12 points (including SMU's first 11 of the second half) with 3 rebounds, an assist and a steal in the win vs [2/4] Arizona 11/23... **AWARDS:** AAC All-Rookie Team (3/6), AAC Rookie of the Week (11/13, 12/18).

2017 Summer Tour (Canada - Aug. 7-14): Averaged 11.0 points and 3.5 rebounds in two games while hitting 9-19 FGs (.474).

2018-19 GAME-BY-GAME STATISTICS

Opponent	Date	GS	Min	FG	FGA	Pct	3FG	FGA	Pct	FT	FTA	Pct	Off	Def	Tot	Avg	PF	FO	A	TO	Blk	Stl	Pts	Avg	
NORTHWESTERN ST.	11/08/18	*	26	3	10	.300	1	6	.167	2	2	1.000	4	5	9	9.0	4	0	1	2	1	1	9	9.0	
SOUTHERN MISS	11/11/18	*	33	8	17	.471	4	7	.571	5	8	.625	3	5	8	8.5	2	0	2	1	2	0	25	17.0	
WESTERN CAROLINA	11/14/18	*	28	5	10	.500	0	2	0.000	2	7	.286	4	6	10	9.0	1	0	1	1	2	1	12	15.3	
LIPSCOMB	11/17/18	*	32	6	17	.353	4	10	.400	6	7	.857	4	7	11	9.5	4	0	3	4	1	2	22	17.0	
vs BRADLEY	11/20/18	*	20	3	8	.375	0	3	0.000	3	4	.750	2	1	3	8.2	4	0	0	4	1	0	9	15.4	
vs WRIGHT STATE	11/21/18	*	22	4	6	.667	2	4	.500	2	3	.667	1	3	4	7.5	3	0	0	2	1	1	12	14.8	
LAMAR	11/27/18	*	27	7	9	.778	2	3	.667	1	2	.500	0	6	6	7.3	2	0	4	2	1	2	17	15.1	
MCNEESE	11/29/18	*	21	4	9	.444	1	4	.250	2	2	1.000	2	2	4	6.9	3	0	3	1	1	2	11	14.6	
ORAL ROBERTS	12/02/18	*	34	6	10	.600	0	3	0.000	5	7	.714	3	6	9	7.1	3	0	1	1	0	0	17	14.9	
TCU	12/05/18	*	19	2	6	.333	0	1	0.000	0	0	0.000	4	4	8	7.2	0	0	1	1	0	0	4	13.8	
at Georgetown	12/15/18	*	25	7	12	.583	3	7	.429	0	0	0.000	1	3	4	6.9	4	0	3	5	0	3	17	14.1	
CORNELL	12/22/18	*	15	2	8	.250	2	3	.667	0	0	0.000	3	2	5	6.8	3	0	1	0	0	0	6	13.4	
EAST CAROLINA	01/02/19	*	23	4	10	.400	1	2	.500	1	4	.250	3	4	7	6.8	4	0	1	1	1	3	10	13.2	
at Tulane	01/04/19	*	25	5	13	.385	1	4	.250	3	3	1.000	2	4	6	6.7	4	0	2	2	2	1	14	13.2	
at UConn	01/10/19	*	24	2	6	.333	1	4	.250	2	2	1.000	2	1	3	6.5	4	0	0	2	0	1	7	12.8	
TULSA	01/12/19	*	30	6	10	.600	3	5	.600	3	4	.750	0	5	5	6.4	3	0	1	4	1	2	18	13.1	
HOUSTON	01/16/19	*	34	3	12	.250	2	6	.333	2	2	1.000	3	9	12	6.7	0	0	2	1	0	0	10	12.9	
at Memphis	01/19/19	*	29	3	6	.500	1	1	1.000	1	3	.333	1	7	8	6.8	4	0	1	3	0	0	8	12.7	
TULANE	01/26/19	*	21	4	12	.333	1	4	.250	2	2	1.000	3	5	8	6.8	5	1	2	0	1	0	11	12.6	
at Wichita St.	01/30/19	*	30	5	15	.333	0	6	.000	6	9	.667	2	10	12	7.1	5	1	2	1	1	0	16	12.8	
at Cincinnati	02/02/19	*	38	2	9	.222	1	6	.167	1	2	.500	2	3	5	7.0	2	0	5	2	0	0	6	12.4	
SOUTH FLA.	02/07/19	*	34	3	8	.375	1	4	.250	4	6	.667	0	3	3	6.8	1	0	4	2	1	2	11	12.4	
UCF	02/10/19	*	35	2	7	.286	2	6	.333	5	5	1.000	3	0	3	6.7	3	0	4	2	0	1	11	12.3	
at Temple	02/13/19	*	30	6	14	.429	2	5	.400	3	4	.750	4	4	8	6.7	1	0	4	2	0	0	17	12.5	
UCONN	02/21/19	*	29	4	9	.444	2	2	1.000	4	5	.800	1	7	8	6.8	4	0	1	4	2	0	14	12.6	
at UCF	02/24/19	*	26	3	7	.429	1	3	.333	2	2	1.000	1	1	2	6.6	4	0	1	0	0	0	9	12.4	
CINCINNATI	02/27/19	*	33	0	4	.000	0	3	0.000	0	0	0.000	1	3	4	6.5	4	0	1	0	1	0	0	12.0	
WICHITA ST.	03/03/19	*	35	5	6	.833	1	1	1.000	2	5	.400	3	5	8	6.5	3	0	0	4	1	1	13	12.0	
at Houston	03/07/19	*	38	6	13	.462	2	5	.400	7	7	1.000	0	2	2	6.4	2	0	2	3	0	1	21	12.3	
at USF	03/10/19	*	36	5	9	.556	2	2	1.000	7	8	.875	1	4	5	6.3	3	0	3	2	1	2	19	12.5	
vs Tulsa	03/14/19	*	38	5	9	.556	1	4	.250	1	3	.333	1	5	6	6.3	3	0	2	2	1	1	12	12.5	
vs Cincinnati	03/15/19	*	36	3	5	.600	1	3	.333	2	5	.400	1	1	2	6.2	1	0	3	2	0	2	9	12.4	
Totals			31	926	133	306	.435	45	129	.349	86	123	.699	65	133	198	6.2	93	2	61	63	23	28	397	12.4

Games played: 32
 Minutes/game: 28.9
 Points/game: 12.4
 FG Pct: 43.5
 3FG Pct: 34.9
 FT Pct: 69.9

CAREER STATISTICS

Year	GP	GS	Min	Avg	FG	FGA	Pct	FG	FGA	Pct	FT	FTA	Pct	Off	Def	Tot	Avg	PF	FO	Ast	TO	Blk	Stl	Pts	Avg
2017-18	31	24	661	21.3	101	218	.463	35	105	.333	44	77	.571	46	89	135	4.4	82	1	33	41	21	25	281	9.1
2018-19	32	31	926	28.9	133	306	.435	45	129	.349	86	123	.699	65	133	198	6.2	93	2	61	63	23	28	397	12.4
TOTAL	63	55	1587	25.2	234	524	.447	80	234	.342	130	200	.650	111	222	333	6.3	175	3	94	104	44	53	678	10.8

Rebounds/game: 6.2
 Assists/game: 1.9
 Turnovers/game: 2.0
 Assist/to ratio: 1.0
 Steals/game: 0.9
 Blocks/game: 0.7

Ethan Chargois - 25

SMU Career 3FG Made - 80+ (Games Played)

1	273	Stephen Woods (112), 1996-00
2	267	Robert Nyakundi (123), 2008-12
3	256	Bryan Hopkins (105), 2002-06
4	225	Nic Moore (100), 2013-16
5	220	Troy Matthews (110), 1993-97
6	190	Shake Milton (87), 2015-18
7	170	Quinton Ross (119), 1999-03
8	163	Jahmal McMurray, 2017-19
9	161	Chad Allen (108), 1990-94
10	133	Jeryl Sasser (117), 1997-01
11	131	Mike Walker (120), 2007-11
12	128	Sterling Brown (136), 2013-17
13	121	Jemeil Rich (81), 1994-97
14	119	Jon Killen (118), 2004-08
15	107	Damon Hancock (112), 1998-02
16	105	Ben Emelogu (102), 2014-18
17	103	Derrick Roberts (106), 2004-08
18	99	Jabari Hearn (82), 1993-97
19	95	Chad Elsey (58), 1997-99
20	92	Todd Alexander (45), 1987-89
21	87	Rodney Clinkscales (88), 2009-12
22	81	Dez Willingham (60), 2005-07
23	80	Ethan Chargois, 2017-



**5
NAT DIXON
G, 6-4, 180, SR - GT
Panama City,
Florida
Mosley HS
Chattanooga**

2018-19 (Senior): Played 31 of 32 games (DNP at USF 3/10 - back)... Averaged 5.0 points and 1.5 assists... **GAME HIGHLIGHTS:** Added 11 points (3 3FG and 4 FG) against Wichita State 1/30 ... Had 11 points in a 15-2 run to go from down 15-7 to up 23-17 with an assist and a steal in 19 minutes in win at Georgetown 12/15.

2017-18 (at UT Chattanooga): Made 31 appearances with 30 starts... Averaged 13.8 points, 4.6 rebounds, 1.9 assists and 1.0 steals... Averaged 36.5 minutes... Led team in scoring and 3FG% (39.5%)... 20+ points in six games... Career-high 30 points (9-16 FG, 3-6 3FG, 9-9 FT), with a career-high eight rebounds in win over UNCG... Was a member of the Athletic Director's Honor Roll.

2016-17 (at UT Chattanooga): Played in 30 games, starting one... Averaged 2.5 points and 1.7 rebounds... 41.7 FG%, 33.3 3FG%...

2015-16 (at East Mississippi Community College): Played in all 29 games, starting 28... Averaged 12.0 points, 3.2 rebounds, 1.8 assists and 1.3 steals... 41.4 FG%, 32.3 3FG%... Scored 10+ 20 times, 20 twice.

2014-15 (Boston College - Football): Began his collegiate career as a wide receiver at Boston College playing as a true freshman in 2014... Played in seven games at BC...one catch for six yards.

HIGHS	SEASON	CAREER	CONF. GAME	CONF. TOUR/POST
MINUTES	38, at Wichita St 1/30/19	47, UNCG 1/29/18	47, UNCG 1/29/18	36, vs Samford 3/2/18
FG	4, Northwestern St 11/8/18 4, McNeese 11/29/18 4, at Georgetown 12/15/18 4, East Carolina 1/2/19 4, at Wichita St 1/30/19	9, UNCG 1/29/18	9, UNCG 1/29/18	3, vs Samford 3/2/18 3, vs ETSU 3/3/18
FGA	9, Northwestern St 11/8/18 9, at UCF 2/24/19	17, at The Citadel 1/13/18	17, at The Citadel 1/13/18	7, vs Samford 3/2/18 7, vs ETSU 3/3/18
3FG	3, Lipscomb 11/17/18 3, at Georgetown 12/15/18 3, at Memphis 1/19/19 3, at Wichita St 1/30/19	4, at Jacksonville St 12/21/17 4, at The Citadel 1/13/18 4, at Western Carolina 2/1/18 4, at Western Carolina 2/1/18	4, at The Citadel 1/13/18 4, at Western Carolina 2/1/18	2, vs ETSU 3/3/18
3FGA	7, Northwestern St 11/8/18	10, at Samford 12/30/17 10, at The Citadel 1/13/18	10, at Samford 12/30/17 10, at The Citadel 1/13/18	4, vs Samford 3/2/18
FT	6, Tulane 1/26/19	9, UNCG 1/29/18	9, UNCG 1/29/18	1,v[24/23]Cincinnati 3/15/19
FTA	6, Tulane 1/26/19	9, at Tennessee Tech 12/17/17 9, Western Carolina 1/4/18 9, UNCG 1/29/18	9, Western Carolina 1/4/18 9, UNCG 1/29/18	2, vs Wofford 3/4/17
REBOUNDS	5, Northwestern St 11/8/18 5, UCF 2/10/19	8, UNCG 1/29/18	8, UNCG 1/29/18	6, vs ETSU 3/3/18
ASSISTS	5, Oral Roberts 12/2/18	6, at Akron 11/28/17	4, ETSU 1/6/18 4, at The Citadel 1/13/18 4, at VMI 2/25/18 4, Connecticut 2/21/19	1, vs Wofford 3/4/17 1, vs Tulsa 3/14/19
BLOCKS	1, USF 2/7/19	3, Hiwassee 11/16/16 3, ETSU 1/6/18	3, ETSU 1/6/18	
STEALS	3, W. Carolina 11/14/18 3, Lipscomb 11/17/18	3, W. Carolina 11/14/18 3, Lipscomb 11/17/18	2, 7 times	1, vs ETSU 3/3/18
POINTS	13, Northwestern St 11/8/18	30, UNCG 1/29/18	30, UNCG 1/29/18	8, vs ETSU 3/3/18

2018-19 GAME-BY-GAME STATISTICS

Opponent	Date	GS	Min	FG	FGA	Pct	3FG	FGA	Pct	FT	FTA	Pct	Off	Def	Tot	Avg	PF	FO	A	TO	Blk	Stl	Pts	Avg	
NORTHWESTERN ST.	11/08/18	*	34	4	9	.444	2	7	.286	3	4	.750	1	4	5	5.0	1	0	2	1	0	2	13	13.0	
SOUTHERN MISS	11/11/18	*	26	2	6	.333	2	5	.400	0	0	.000	0	1	1	3.0	0	0	0	2	0	1	6	9.5	
WESTERN CAROLINA	11/14/18	*	28	2	5	.400	2	3	.667	1	2	.500	0	1	1	2.3	4	0	3	1	0	3	7	8.7	
LIPSCOMB	11/17/18	*	33	3	5	.600	3	4	.750	0	0	.000	2	0	2	2.3	1	0	1	1	0	3	9	8.8	
vs BRADLEY	11/20/18	*	32	2	6	.333	2	5	.400	0	0	.000	0	2	2	2.2	0	0	0	1	0	0	6	8.2	
vs WRIGHT STATE	11/21/18	*	34	1	3	.333	1	2	.500	0	0	.000	0	4	4	2.5	2	0	1	1	0	0	3	7.3	
LAMAR	11/27/18	*	30	3	7	.429	0	3	.000	0	3	.000	0	2	2	2.4	1	0	3	2	0	0	6	7.1	
MCNEESE	11/29/18	*	22	4	6	.667	1	3	.333	0	0	.000	1	1	2	2.4	2	0	2	1	0	1	9	7.4	
ORAL ROBERTS	12/02/18		23	2	4	.500	1	2	.500	2	2	1.000	1	2	3	2.4	0	0	5	0	0	0	7	7.3	
TCU	12/05/18		22	0	2	.000	0	2	.000	0	0	.000	0	0	0	2.2	1	0	3	2	0	0	0	6.6	
at Georgetown	12/15/18		19	4	6	.667	3	5	.600	0	0	.000	0	0	0	2.0	1	0	1	0	0	1	11	7.0	
CORNELL	12/22/18		21	1	3	.333	0	2	.000	0	0	.000	0	0	0	1.8	1	0	0	0	0	1	2	6.6	
EAST CAROLINA	01/02/19		25	4	6	.667	2	3	.667	1	1	1.000	1	1	2	1.8	0	0	1	1	0	0	11	6.9	
at Tulane	01/04/19		26	1	3	.333	0	2	.000	4	4	1.000	0	2	2	1.9	3	0	2	1	0	0	6	6.9	
at UConn	01/10/19		25	0	3	.000	0	2	.000	0	0	.000	1	1	2	1.9	0	0	1	0	0	1	0	6.4	
TULSA	01/12/19		27	1	5	.200	1	3	.333	3	4	.750	1	1	2	1.9	0	0	2	1	0	1	6	6.4	
HOUSTON	01/16/19		22	0	2	.000	0	2	.000	2	2	1.000	2	0	2	1.9	3	0	1	1	0	0	2	6.1	
at Memphis	01/19/19	*	29	3	8	.375	3	6	.500	0	0	.000	2	1	3	1.9	1	0	2	4	0	1	9	6.3	
TULANE	01/26/19	*	36	2	7	.286	1	5	.200	6	6	1.000	1	2	3	2.0	1	0	2	0	0	2	11	6.5	
at Wichita St.	01/30/19	*	38	4	7	.571	3	4	.750	0	0	.000	1	0	1	2.0	0	0	2	0	0	0	11	6.8	
at Cincinnati	02/02/19		14	0	2	.000	0	2	.000	1	2	.500	1	0	1	1.9	1	0	1	0	0	0	1	6.5	
SOUTH FLA.	02/07/19		20	1	5	.200	0	2	.000	0	0	.000	2	0	2	1.9	1	0	0	0	1	0	2	6.3	
UCF	02/10/19	*	27	0	4	.000	0	3	.000	0	0	.000	2	3	5	2.0	2	0	2	0	0	2	0	6.0	
at Temple	02/13/19		8	1	2	.500	0	1	.000	0	0	.000	0	1	1	2.0	0	0	0	1	0	0	2	5.8	
UCONN	02/21/19		30	1	3	.333	1	3	.333	0	0	.000	1	1	2	2.0	0	0	4	1	0	1	3	5.7	
at UCF	02/24/19		24	1	9	.111	1	6	.167	0	1	.000	0	2	2	2.0	1	0	0	0	0	0	3	5.6	
CINCINNATI	02/27/19		25	1	4	.250	1	2	.500	0	0	.000	1	2	3	2.0	0	0	2	0	0	0	3	5.5	
WICHITA ST.	03/03/19	*	25	0	4	.000	0	3	.000	0	0	.000	0	3	3	2.1	2	0	1	0	0	0	0	5.3	
at Houston	03/07/19		16	0	2	.000	0	2	.000	0	0	.000	1	0	1	2.0	0	0	3	1	0	0	0	5.1	
at USF	03/10/19	DNP																							
vs Tulsa	03/14/19		7	1	1	1.000	1	1	1.000	0	0	.000	0	0	0	2.0	1	0	1	0	0	0	3	5.1	
vs Cincinnati	03/15/19		5	1	2	.500	0	0	.000	1	1	1.000	0	0	0	1.9	0	0	0	1	0	0	3	5.0	
Totals			13	753	50	141	.355	31	95	.326	24	32	.750	22	37	59	1.9	30	0	48	24	1	20	155	5.0


Games played: 31
Minutes/game: 24.3
Points/game: 5.0
FG Pct: 35.5
3FG Pct: 32.6
FT Pct: 75.0

Rebounds/game: 1.9
Assists/game: 1.5
Turnovers/game: 0.8
Assist/to ratio: 2.0
Steals/game: 0.6
Blocks/game: 0.0

CAREER STATISTICS

Year	GP	GS	Min	Avg	FG	FGA	Pct	FG	FGA	Pct	FT	FTA	Pct	Off	Def	Tot	Avg	PF	FO	Ast	TO	Blk	Stl	Pts	Avg
2016-17*	30	1	474	15.8	25	60	.417	6	18	.333	20	36	.556	13	40	53	1.8	62	0	19	19	6	19	76	2.5
2017-18*	31	30	1130	36.5	140	321	.436	66	167	.395	83	113	.735	38	106	144	4.6	54	1	59	63	11	31	429	13.8
2018-19	31	13	753	24.3	50	141	.355	31	95	.326	24	32	.750	22	37	59	1.9	30	0	48	24	1	20	155	5.0
All*	92	44	2357	25.6	215	522	.412	103	280	.368	127	181	.702	73	183	256	2.8	146	1	126	106	18	70	660	7.2

* Statistics from prior team/school



3
WILLIAM
DOUGLAS
G, 6-5, 180, SO - 1L
Memphis, Tennessee
Christian Brothers HS

2018-19 (Sophomore): Played in 25 games ... totaled 19 points 17 rebounds... **GAME HIGHLIGHTS:** Had 2 points, a block, a rebound and an assist in 8 minutes in the win vs Connecticut 2/21.

2018 Summer: Played on a Global Sports Academy U.S. team for the Men's Basketball Goodwill Tour in Belgium, Netherlands and Germany Aug. 11-16. He was on the same squad as SMU teammate Ethan Chargois, going 6-0. SMU teammate Feron Hunt was on the same trip with another Global Sports Academy U.S. team that also went 6-0.

2017-18 (Freshman): Played in 33 games, started 1 (Memphis)... Averaged 2.0 points and 1.9 rebounds...3+ steals in 3 (W. Kentucky, USC, at East Carolina)... Recorded a season-high 11 points (4-8 FG, 2-4 3FG, 1-1 FT) with three rebounds and two assists at [rv/rv] Houston 2/8 ... Posted 7 rebounds, 5 points and 3 steals at East Carolina 2/21...

Grabbed six rebounds, with three assists and 1 steal at Tulsa 2/1...**AWARDS:** American Athletic Conference All-Academic Team.

2017 Summer Tour (Canada – Aug. 7-14): Averaged 4.0 points, 4.3 rebounds, 2.0 assists and 1.0 steals...had 10 points, 5 rebounds, 3 steals and 2 assists in the opener at McGill.

HIGHS	SEASON	CAREER	AAC GAME	CONF. TOUR/POST
MINUTES	18, at [12/12] Houston 3/7/19	28, Memphis 2/14/18	28, Memphis 2/14/18	20, v [8/8] Cincinnati 3/9/18
FG	1, Northwestern St 11/8/18 1, Southern Miss 11/11/18 1, at Memphis 1/19/19	4, at [rv/rv] Houston 2/8/18	4, at [rv/rv] Houston 2/8/18	1, v [8/8] Cincinnati 3/9/18
FGA	4, Northwestern St 11/8/18	8, at [rv/rv] Houston 2/8/18	8, at [rv/rv] Houston 2/8/18	3, v [8/8] Cincinnati 3/9/18
3FG	1, Northwestern St 11/8/18 1, at Memphis 1/19/19	3, [13/12] Wichita St 2/24/18	3, [13/12] Wichita St 2/24/18	1, v [8/8] Cincinnati 3/9/18
3FGA	4, Northwestern St 11/8/18 4, at UCF 2/24/19	4, Northwestern St 11/15/17 4, at [rv/rv] Houston 2/8/18 4, [13/12] Wichita St 2/24/18 4, Northwestern St 11/8/18 4, at UCF 2/24/19	4, at [rv/rv] Houston 2/8/18 4, [13/12] Wichita St 2/24/18 4, at UCF 2/24/19	2, v [8/8] Cincinnati 3/9/18
FT	2, W. Carolina 11/14/18 2, McNeese 11/29/18	4, [-rv] Boise St 12/18/17	2, [6/6] Cincinnati 2/11/18 2, at East Carolina 2/21/18	1, vs Connecticut 3/8/18
FTA	2, Northwestern St 11/8/18 2, W. Carolina 11/14/18 2, McNeese 11/29/18 2, at Memphis 1/19/19 2, at UCF 2/24/19	4, [-rv] Boise St 12/18/17	2, [6/6] Cincinnati 2/11/18 2, at UCF 2/24/19	2, vs Connecticut 3/8/18 2, at East Carolina 2/21/18
REBOUNDS	4, at [12/12] Houston 3/7/19	7, at East Carolina 2/21/18	7, at East Carolina 2/21/18	4, vs Connecticut 3/8/18
ASSISTS	3, W. Carolina 11/14/18	4, UAPB 11/18/17	3, at Tulsa 2/1/18	2, vs Connecticut 3/8/18
BLOCKS	1, Connecticut 2/21/19	1, ULM 11/12/17 1, Northwestern St 11/15/17 1, at Connecticut 1/25/18 1, Connecticut 2/21/19	1, at Connecticut 1/25/18 1, Connecticut 2/21/19	
STEALS	2, Northwestern St 11/8/18 2, W. Carolina 11/14/18	3, vs Western Ky. 11/24/17 3, [14/18] USC 12/2/17 3, at East Carolina 2/21/18	3, at East Carolina 2/21/18	
POINTS	4, Northwestern St 11/8/18 4, at Memphis 1/19/19	11, at [rv/rv] Houston 2/8/18	11, at [rv/rv] Houston 2/8/18	3, v [8/8] Cincinnati 3/9/18

2018-19 GAME-BY-GAME STATISTICS

Opponent	Date	GS	Min	FG	FGA	Pct	3FG	FGA	Pct	FT	FTA	Pct	Off	Def	Tot	Avg	PF	FO	A	TO	Blk	Stl	Pts	Avg
NORTHWESTERN ST	11/08/18	10	1	4	4	.250	1	4	.250	1	2	.500	2	1	3	3.0	1	0	2	2	0	2	4	4.0
SOUTHERN MISS	11/11/18	12	1	2	5	.400	1	1	1.000	0	0	.000	0	1	1	2.0	1	0	0	2	0	0	3	3.5
WESTERN CAROLINA	11/14/18	17	0	1	1	.000	0	0	.000	2	2	1.000	1	0	1	1.7	4	0	3	0	0	2	3.0	
LIPSCOMB	11/17/18	4	0	0	0	.000	0	0	.000	0	0	.000	0	0	0	1.3	1	0	0	0	0	0	2.3	
vs BRADLEY	11/20/18	13	0	2	2	.000	0	2	.000	0	0	.000	0	1	1	1.2	1	0	1	1	0	0	1.8	
vs WRIGHT STATE	11/21/18	5	0	0	0	.000	0	0	.000	0	0	.000	0	0	0	1.0	0	0	1	0	0	0	1.5	
LAMAR	11/27/18	10	0	1	1	.000	0	1	.000	0	0	.000	0	0	0	0.9	1	0	0	0	0	0	1.3	
MCNEESE	11/29/18	11	0	2	2	.000	0	2	.000	2	2	1.000	0	0	0	0.8	1	0	0	1	0	1	2	1.4
ORAL ROBERTS	12/02/18	DNP																						
TCU	12/05/18	DNP																						
at Georgetown	12/15/18	DNP																						
CORNELL	12/22/18	3	0	0	0	.000	0	0	.000	0	0	.000	0	0	0	0.7	0	0	1	0	0	0	1.2	
EAST CAROLINA	01/02/19	3	0	0	0	.000	0	0	.000	0	0	.000	0	1	1	0.7	1	0	0	0	0	0	1.1	
at Tulane	01/04/19	DNP																						
at UConn	01/10/19	1	0	0	0	.000	0	0	.000	0	0	.000	0	0	0	0.6	0	0	0	0	0	0	1.0	
TULSA	01/12/19	2	0	1	1	.000	0	1	.000	0	0	.000	2	0	2	0.8	0	0	0	0	0	0	0.9	
HOUSTON	01/16/19	8	0	0	0	.000	0	0	.000	0	0	.000	0	0	0	0.7	2	0	0	0	0	0	0.8	
at Memphis	01/19/19	8	1	2	5	.400	1	2	.500	1	2	.500	0	0	0	0.6	2	0	0	1	0	1	4	1.1
TULANE	01/26/19	3	0	0	0	.000	0	0	.000	0	0	.000	0	1	1	0.7	1	0	0	0	0	0	1.0	
at Wichita St.	01/30/19	4	0	0	0	.000	0	0	.000	0	0	.000	0	0	0	0.6	2	0	0	0	0	0	0.9	
at Cincinnati	02/02/19	3	0	0	0	.000	0	0	.000	0	0	.000	0	0	0	0.6	4	0	0	0	0	0	0.9	
SOUTH FLA.	02/07/19	5	0	1	1	.000	0	1	.000	0	0	.000	0	0	0	0.6	1	0	0	0	0	0	0.8	
UCF	02/10/19	4	0	1	1	.000	0	1	.000	0	0	.000	1	0	1	0.6	0	0	1	0	0	1	0.8	
at Temple	02/13/19	DNP																						
UCONN	02/21/19	8	1	1	1	.000	0	0	.000	0	0	.000	0	1	1	0.6	0	0	1	0	1	0	2	0.9
at UCF	02/24/19	11	0	6	6	.000	0	4	.000	2	2	1.000	0	1	1	0.6	1	0	0	0	0	0	2	0.9
CINCINNATI	02/27/19	DNP																						
WICHITA ST.	03/03/19	5	0	0	0	.000	0	0	.000	0	0	.000	0	0	0	0.6	1	0	0	0	0	0	0.9	
at Houston	03/07/19	18	0	1	1	.000	0	0	.000	0	0	.000	0	4	4	0.7	2	0	0	1	0	1	0	0.8
at USF	03/10/19	1	0	1	1	.000	0	1	.000	0	0	.000	0	0	0	0.7	1	0	0	0	0	0	0.8	
vs Tulsa	03/14/19	DNP																						
vs Cincinnati	03/15/19	0	0	0	0	.000	0	0	.000	0	0	.000	0	0	0	0.7	0	0	0	0	0	0	0.8	
Totals		0	168	4	26	.154	3	20	.150	8	10	.800	6	11	17	0.7	28	0	9	9	1	8	19	0.8

Games played: 25
 Minutes/game: 6.7
 Points/game: 0.8
 FG Pct: 15.4
 3FG Pct: 15.0
 FT Pct: 80.0

CAREER STATISTICS

Rebounds/game:	Assists/game:	Turnovers/game:	Assist/fo ratio:	Steals/game:	Blocks/game:																				
0.7	0.4	0.4	1.0	0.3	0.0																				
Year	GP	GS	Min	Avg	FG	FGA	Pct	FG	FGA	Pct	FT	FTA	Pct	Off	Def	Tot	Avg	PF	FO	Ast	TO	Blk	Stl	Pts	Avg
2017-18	33	1	478	14.5	18	73	.247	12	39	.308	18	24	.750	25	38	63	1.9	57	1	31	33	3	21	66	2.0
2018-19	25	0	168	6.7	4	26	.154	3	20	.150	8	10	.800	6	11	17	0.7	28	0	9	9	1	8	19	0.8
TOTAL	58	1	646	11.1	22	99	.222	15	59	.254	26	34	.765	31	49	80	1.4	85	1	40	42	4	29	85	1.5



10
JARREY
FOSTER
G, 6-6, 220, SR - 3L
Houston, Texas
North Shore HS

2018-19 (Senior): Played 16 games ... Averaged 6.9 points, 3.6 rebounds, 1.5 assists... CAREER RECORDS: Played in 76 wins, 9th all-time at SMU ... 51-5 at Moody Coliseum... GAME HIGHLIGHTS: Had 10 points and 6 rebounds in the AAC Tournament win over Tulsa 3/14... Had 11 points (4-5 FG, 1-1 3FG, 2-3 FT) with 2 rebounds in 18 minutes as he made his season debut in the win vs Lamar 11/27...AWARDS: Preseason All-AAC Second Team...INJURY NOTE: Missed the first six games while recovering from torn ACL...missed 10 games from (1/19 - 2/27) with a sprained knee injury, returned for senior day vs. Wichita State 3/3.

2017-18 (Junior): Played & started 19 games... Injured at [7/4] Wichita State on 1/17, missed remainder season (left ACL)... Double digit scoring in 14 of 19 games... Scored 19 points 4 times this season... 13.2 points (15th AAC at time of injury), 5.9 rebounds (12th AAC at time of injury)... 2.8 offensive rebounds (3rd AAC at time of injury)... 1.2 blocks per game (11th AAC at time of injury)... GAME HIGHLIGHTS: 19 points, 5 rebounds, 4 assists, 2 steals and a block in 40 minutes at [20/20] TCU 12/5...Had 13 points, 9 rebounds, 3 assists, a steal and a block, playing all 40 minutes in win over [14/18] USC 12/2...Played 39 minutes with 4 blocked shots, 6 points, 6 rebounds, 5 assists and 2 steals in win vs [2/4] Arizona 11/23...AWARDS: AAC Weekly Honor Roll (1/2).

2017 Summer Tour (Canada - Aug. 7-14): Averaged 13.0 points and 3.5 rebounds while hitting 8-10 FGs in two games... had 17 points and 5 rebounds in the opener at McGill.

HIGHS	SEASON	CAREER	CONF. GAME	CONF. TOUR/POST
MINUTES	31, Tulsa 1/12/19	40, [14/18] USC 12/2/17 40, at [20/20] TCU 12/5/17	37, Temple 1/4/17 37, at [19/20] Cincinnati 1/7/18 37, Temple 1/10/18	38,v15/18 Cincinnati 3/12/17
FG	4, Lamar 11/27/18	9, Tulane 2/15/17 9, Tulsa 3/2/17	9, Tulane 2/15/17 9, Tulsa 3/2/17	5,v 15/18 Cincinnati 3/12/17
FGA	9, 3 times	17, vs [2/4] Arizona 11/23/17	14, at [19/20] Cincinnati 1/7/18	8,v 15/18 Cincinnati 3/12/17 8, vs Tulsa 3/14/19
3FG	2, at [12/12] Houston 3/7/19	4, USF 1/7/17	4, USF 1/7/17	2,v 15/18 Cincinnati 3/12/17
3FGA	4, at Georgetown 12/15/18 4, Tulsa 1/12/19 4, vs Tulsa 3/14/19	6, USF 1/7/17 6, New Orleans 12/13/17 6, at [19/20] Cincinnati 1/7/18	6, USF 1/7/17 6, at [19/20] Cincinnati 1/7/18	4,v 15/18 Cincinnati 3/12/17 4, vs Tulsa 3/14/19
FT	6, Cornell 12/22/18	7, at [19/20] Cincinnati 1/7/18	7, at [19/20] Cincinnati 1/7/18	5, vs East Carolina 3/10/17 5, vs Tulsa 3/14/19
FTA	9, Cornell 12/22/18	10, Memphis 3/4/17	10, Memphis 3/4/17	9, vs East Carolina 3/10/17
REBOUNDS	8, Tulsa 1/12/19	12, USF 1/7/17	12, USF 1/7/17	8, vs UCF 3/11/17
ASSISTS	3, [rv-] TCU 12/5/18 3, at Connecticut 1/10/19 3, Tulsa 1/12/19	7, vs UCSB 11/22/16	5, Memphis 3/4/17	2, vs, [rv-] USC 3/17/17
BLOCKS	2, Oral Roberts 12/2/18	4,v 15/18 Cincinnati 3/12/17 4, Northwestern St 11/15/17 4, vs [2/4] Arizona 11/23/17	3, at East Carolina 12/31/16 3, Memphis 3/4/17 3, UCF 12/27/17	4,v 15/18 Cincinnati 3/12/17
STEALS	2, Cornell 12/22/18 2, East Carolina 1/2/19	2, 10 times	2, UCF 1/10/16 2, Tulane 2/15/17 2, at Houston 2/18/17 2, at Tulane 1/4/18	
POINTS	12, Cornell 12/22/18	19, at Tulane 1/15/17 19, Tulane 2/15/17 19, Northwestern St 11/15/17 19, v Northern Iowa 11/22/17 19, UTRGV 11/28/17 19, at [20/20] TCU 12/5/17	19, at Tulane 1/15/17 19, Tulane 2/15/17	13,v15/18 Cincinnati 3/12/17
DOUBLE-DOUBLES		1 - USF 1/7/17 (17 pts, 12 rebs)		

2016-17 (Sophomore): Averaged 9.9 points and 5.2 rebounds... FG% 53.3 (3rd AAC), 3FG% 44.4... 15 double-digit scoring performances.

Summer 2016: Played on a Global Sports Academy U.S. team for the 2016 Men's Basketball Goodwill Tour in Croatia. He was on the same trip as SMU teammates Semi Ojeleye and Shake Milton.

2018-19 GAME-BY-GAME STATISTICS

Opponent	Date	GS	Min	FG	FGA	Pct	3FG	FGA	Pct	FT	FTA	Pct	Off	Def	Tot	Avg	PF	FO	A	TO	Blk	Stl	Pts	Avg	
NORTHWESTERN ST.	11/08/18		DNP																						
SOUTHERN MISS	11/11/18		DNP																						
WESTERN CAROLINA	11/14/18		DNP																						
LIPSCOMB	11/17/18		DNP																						
vs BRADLEY	11/20/18		DNP																						
vs WRIGHT STATE	11/21/18		DNP																						
LAMAR	11/27/18		18	4	5	.800	1	1	1.000	2	3	.667	1	1	2	2.0	2	0	1	0	0	1	11	11.0	
MCNEESE	11/29/18		19	3	9	.333	1	2	.500	0	0	.000	2	2	4	3.0	2	0	2	1	1	0	7	9.0	
ORAL ROBERTS	12/02/18	*	29	3	9	.333	1	2	.500	0	0	.000	2	0	2	2.7	1	0	1	1	2	0	7	8.3	
TCU	12/05/18	*	28	1	5	.200	0	3	.000	0	0	.000	1	5	6	3.5	2	0	3	5	1	1	2	6.8	
at Georgetown	12/15/18	*	30	3	9	.333	0	4	.000	1	3	.333	0	2	2	3.2	3	0	1	1	1	1	7	6.8	
CORNELL	12/22/18	*	22	3	8	.375	0	1	.000	6	9	.667	2	0	2	3.0	1	0	2	1	0	2	12	7.7	
EAST CAROLINA	01/02/19	*	27	3	7	.429	0	2	.000	1	2	.500	3	4	7	3.6	2	0	2	2	2	1	7	7.6	
at Tulane	01/04/19	*	27	3	10	.300	1	3	.333	1	1	1.000	2	2	4	3.6	4	0	0	2	0	0	8	7.6	
at UConn	01/10/19	*	28	2	8	.250	0	3	.000	4	4	1.000	2	3	5	3.8	4	0	3	2	0	0	8	7.7	
TULSA	01/12/19	*	31	3	8	.375	1	4	.250	2	2	1.000	6	2	8	4.2	2	0	3	1	0	0	9	7.8	
HOUSTON	01/16/19	*	4	0	0	.000	0	0	.000	0	0	.000	0	0	0	3.8	0	0	0	0	0	0	0	7.1	
at Memphis	01/19/19		DNP																						
TULANE	01/26/19		DNP																						
at Wichita St.	01/30/19		DNP																						
at Cincinnati	02/02/19		DNP																						
SOUTH FLA.	02/07/19		DNP																						
UCF	02/10/19		DNP																						
at Temple	02/13/19		DNP																						
UCONN	02/21/19		DNP																						
at UCF	02/24/19		DNP																						
CINCINNATI	02/27/19		DNP																						
WICHITA ST.	03/03/19	*	20	1	6	.167	1	5	.200	4	6	.667	0	2	2	3.7	1	0	1	1	0	0	7	7.1	
at Houston	03/07/19	*	24	2	6	.333	2	3	.667	2	2	1.000	1	3	4	3.7	4	0	1	4	0	0	8	7.2	
at USF	03/10/19	*	9	1	3	.333	1	2	.500	0	0	.000	0	1	1	3.5	2	0	2	0	0	1	3	6.9	
vs Tulsa	03/14/19	*	25	2	8	.250	1	4	.250	5	5	1.000	3	3	6	3.7	2	0	1	2	0	0	10	7.1	
vs Cincinnati	03/15/19	*	29	2	4	.500	1	2	.500	0	0	.000	0	2	2	3.6	4	0	1	0	1	0	5	6.9	
Totals			14	370	36	105	.343	11	41	.268	28	37	.757	25	32	57	3.6	36	0	24	23	8	7	111	6.9

Games played: 16
 Minutes/game: 23.1
 Points/game: 6.9
 FG Pct: 34.3
 3FG Pct: 26.8
 FT Pct: 75.7

Rebounds/game: 3.6
 Assists/game: 1.5
 Turnovers/game: 1.4
 Assist/to ratio: 1.0
 Steals/game: 0.4
 Blocks/game: 0.5

CAREER STATISTICS

Year	GP	GS	Min	Avg	FG	FGA	Pct	3FG	FGA	Pct	FT	FTA	Pct	Off	Def	Tot	Avg	PF	FO	Ast	TO	Blk	Stl	Pts	Avg
2015-16	30	1	522	17.4	55	127	.433	13	40	.325	24	48	.500	42	59	101	3.4	48	0	40	28	11	10	147	4.9
2016-17	34	32	1005	29.6	130	244	.533	32	72	.444	44	76	.579	80	96	176	5.2	81	2	73	43	28	21	336	9.9
2017-18	19	19	616	32.4	97	208	.466	20	62	.323	37	53	.698	53	60	113	5.9	36	0	51	28	23	14	251	13.2
2018-19	16	14	370	23.1	36	105	.343	11	41	.268	28	37	.757	25	32	57	3.6	36	0	24	23	8	7	111	6.9
TOTAL	99	66	2513	25.4	318	684	.465	76	215	.353	133	214	.621	200	247	447	4.5	201	2	188	122	70	52	845	8.5

Jarrey Foster - 10

SMU Best Season 3FG Pct (40.0%+) (Since 1986-87)

Minimum 20 Made

1	53.6	Sterling Brown (Jr.), 2015-16 (30-56)
2	53.2	Eric Longino (Sr.), 1988-89 (50-94)
3	49.7	Robert Nyakundi (Jr.), 2010-11 (97-195)
4	47.6	Troy Dornier (Sr.), 1993-94 (39-82)
5	47.5	Scott Johnson (Sr.), 1986-87 (44-99)
6	47.0	Ben Emelogu II (Sr.), 2017-18
7	45.7	Lavardicus Atkins (Fr.), 2000-01 (21-46)
8	45.3	Todd Alexander (Jr.), 1987-88 (82-181)
	45.3	Ike Ofoegbu (Sr.), 2006-07 (29-64)
10	44.9	Sterling Brown (Sr.), 2016-17 (61-136)
11	44.4	Sterling Brown (So.), 2014-15 (20-45)
	44.4	Jarrey Foster (So.), 2016-17 (32-72)
13	43.6	Nic Moore (So.), 2013-14 (72-165)
14	43.4	Shake Milton (Jr.), 2017-18
15	42.6	Shake Milton (Fr.), 2015-16 (52-122)
16	42.4	Semi Ojeleye (Jr.), 2016-17 (73-172)
17	42.3	Shake Milton (So.), 2016-17 (82-194)
18	41.8	Stephen Woods (So.), 1997-98 (74-177)
	41.8	Brian Bernardi (Fr.), 2012-13 (23-55)
20	41.7	Carlton McKinney (Sr.), 1987-88 (35-84)
21	41.6	Nic Moore (Jr.), 2014-15 (77-185)
22	41.4	Robert Nyakundi (Sr.), 2011-12 (84-203)
23	41.3	Nic Moore (Sr.), 2015-16 (76-184)
24	40.9	Rodney Clinkscales (So.), 2009-10 (27-66)
25	40.8	Jahmal McMurray (Jr.), 2017-18
26	40.7	Chad Allen (Jr.), 1992-93 (44-108)
27	40.4	Bryan Hopkins (Jr.), 2003-04 (84-208)
	40.4	Mike Walker (Jr.), 2009-10 (21-52)
29	40.3	Jon Killen (Sr.), 2007-08 (75-186)
30	40.0	Chad Allen (Fr.), 1990-91 (36-90)
	40.0	Robert Nyakundi (So.), 2009-10 (46-115)


SMU Career Blocked Shots - 50+

1	278	Jon Koncak, 1981-85
2	245	Bamba Fall, 2005-09
3	169	Ira Terrell, 1972-76
4	151	Patrick Simpson, 2001-05
5	143	Papa Dia, 2007-11
6	131	Cannen Cunningham, 2011-15
7	129	Reggie Franklin, 1977-79
8	125	Ben Moore, 2013-17
9	97	Markus Kennedy, 2013-16
10	88	James Gatewood, 1990-94
11	81	Quinton Ross, 1999-03
12	78	Brad Branson, 1978-80
13	70	Donatas Rackauskas, 2002-06
	70	Jarrey Foster, 2015-19
15	69	Bobby Dimson, 1994-98
16	67	Thines Robinson II, 1974-78
	67	Jeryl Sasser, 1997-01
18	65	Glenn Puddy, 1984-86,87-89
19	58	Willie Davis, 1997-01
	58	Nigel Smith, 1998-99,00-03
	58	Larry Davis, 1981-85
22	54	Eric Castro, 2001-05
23	53	Yanick Moreira, 2013
24	51	Devon Pearson, 2003-07
	51	Sterling Brown, 2013-17

SMU Career Wins (in games played)

1.	^ 109	Sterling Brown, 2013-17
2.	^ 108	Ben Moore, 2013-17
3.	85	Butch Moore, 1982-86
4.	^ 81	Cannen Cunningham, 2011-15
	^ 81	Ryan Manuel, 2011-15
6.	80	Scott Johnson, 1983-87
7.	79	Terry Williams, 1983-87
8.	^ 78	Nic Moore, 2013-16
9.	76	Jarrey Foster, 2015-
10.	73	Jon Koncak, 1981-85
	73	Ben Emelogu, 2014-18
12.	72	Larry Davis, 1981-85

^ wins from 2013-14 later vacated



1
FERON HUNT
F, 6-8, 190, FR - HS
New Orleans, La.
DeSoto HS [Texas]

2018-19 (Freshman): Played in every game, started 8... 7.6 points, 6.4 rebounds (T-1st SMU, 9th AAC), 4.5 defensive rebounds (1st SMU, 11th AAC), 0.9 blocked shots (2nd SMU, 12th AAC) ... 19 games with 7 or more rebounds ... **GAME HIGHLIGHTS:** Recorded career high 17 points and 14 rebounds in first double-double at SMU adding an assist, a block and a steal in win over USF 3/10 ... Led the team with 14 points, 3 rebounds, an assist and a steal against Wichita State 3/3 ... Recorded 13 points, 8 rebounds, 2 blocks and 1 steal against USF 2/7 ... Had 11 points, 7 rebounds in first career start against Cincinnati 2/2... Recorded career high 3 blocks for second time in the season against Wichita State 1/30... Added 12 points (4-4 FG, 2-2 3FG, 2-2 FT) with 9 rebounds in the win over Cornell 12/22... Had 11 points, 9 rebounds, 2 steals and a block vs Lipscomb 11/27... **RECORDS:** Shot 55.4% from the field, 20th all-time in a single season at SMU and 3rd by a freshman.

2018 Summer: Played on a Global Sports Academy U.S. team for the 2018 Men's Basketball Goodwill Tour in Belgium, Netherlands and Germany Aug. 11-16. His team went 6-0 on the tour. SMU teammates Ethan Chargois and William Douglas were on the same trip with another Global Sports Academy U.S. team that also went 6-0.

PREP: Feron Hunt was a shooting forward for Coach Chris Dyer at DeSoto High School. Last season, he averaged 11.2 points and 7.1 rebounds at Desoto. He played AAU for Coach Jazzy Hartwell and Urban DFW. The four-star signee was rated as high as the No. 28 shooting guard and No. 12 overall in Texas.

HIGHS	SEASON	AAC GAME	CONF. TOUR/POST
MINUTES	36, at USF 3/10/19	36, at USF 3/10/19	24, vs Tulsa 3/14/19
FG	6, USF 2/7/19 6, at USF 3/10/19	6, USF 2/7/19 6, at USF 3/10/19	3, vs Tulsa 3/14/19 3, v[24/23] Cincinnati 3/15/19
FGA	9, Lamar 11/27/18 9, USF 2/7/19	9, USF 2/7/19	5, v[24/23] Cincinnati 3/15/19
3FG	2, Cornell 12/22/18	1, at [rv/rv] Cincinnati 2/2/19 1, UCF 2/10/19 1, at UCF 2/24/19 1, at USF 3/10/19	1, vs Tulsa 3/14/19
3FGA	5, UCF 2/10/19	5, UCF 2/10/19	1, vs Tulsa 3/14/19 1, v[24/23] Cincinnati 3/15/19
FT	4, East Carolina 1/2/19 4, Wichita St 3/3/19 4, at USF 3/10/19	4, East Carolina 1/2/19 4, Wichita St 3/3/19 4, at USF 3/10/19	1, vs Tulsa 3/14/19
FTA	6, at USF 3/10/19	6, at USF 3/10/19	2, vs Tulsa 3/14/19
REBOUNDS	14, at USF 3/10/19	14, at USF 3/10/19	8, v[24/23] Cincinnati 3/15/19
ASSISTS	3, at Temple 2/13/19 3, [23/22] Cincinnati 2/27/19	3, at Temple 2/13/19 3, [23/22] Cincinnati 2/27/19	
BLOCKS	4, [23/22] Cincinnati 2/27/19	4, [23/22] Cincinnati 2/27/19	
STEALS	2, W. Carolina 11/14/18 2, Lipscomb 11/17/18 2, Oral Roberts 12/2/18 2, Tulane 1/26/19	2, Tulane 1/26/19	1, vs Tulsa 3/14/19
POINTS	17, at USF 3/10/19	17, at USF 3/10/19	8, vs Tulsa 3/14/19
DOUBLE-DOUBLES			
1 - at USF 3/10/19 (17 pts, 14 rebs)			

2018-19 GAME-BY-GAME STATISTICS

Opponent	Date	GS	Min	FG	FGA	Pct	3FG	FGA	Pct	FT	FTA	Pct	Off	Def	Tot	Avg	PF	FO	A	TO	Blk	Stl	Pts	Avg
NORTHWESTERN ST.	11/08/18	21	3	5	6.00	0	0	0.000	0	2	0.000	4	3	7	7.0	2	0	0	3	0	1	6	6.0	
SOUTHERN MISS	11/11/18	18	2	5	4.00	0	0	0.000	1	1	1.000	1	1	2	4.5	1	0	1	0	1	1	5	5.5	
WESTERN CAROLINA	11/14/18	22	4	6	6.67	0	0	0.000	0	0	0.000	4	5	9	6.0	0	0	1	4	1	2	8	6.3	
LIPSCOMB	11/17/18	24	5	6	8.33	0	0	0.000	1	2	5.00	2	7	9	6.8	4	0	0	2	1	2	11	7.5	
vs BRADLEY	11/20/18	23	1	5	2.00	0	0	0.000	3	4	7.50	2	3	5	6.4	4	0	0	1	0	0	5	7.0	
vs WRIGHT STATE	11/21/18	16	2	7	2.86	0	1	1.000	2	2	1.000	3	4	7	6.5	1	0	0	1	1	1	6	6.8	
LAMAR	11/27/18	21	5	9	5.56	0	1	1.000	0	0	0.000	4	3	7	6.6	5	1	0	1	1	1	10	7.3	
MCNEESE	11/29/18	27	2	6	3.33	0	0	0.000	3	4	7.50	5	3	8	6.8	0	0	1	1	0	1	7	7.3	
ORAL ROBERTS	12/02/18	16	2	4	5.00	0	0	0.000	0	0	0.000	3	4	7	6.8	0	0	0	1	1	2	4	6.9	
TCU	12/05/18	26	5	6	8.33	0	0	0.000	1	1	1.000	3	5	8	6.9	1	0	1	0	0	0	11	7.3	
at Georgetown	12/15/18	21	2	4	5.00	0	0	0.000	0	0	0.000	1	6	7	6.9	2	0	0	3	1	0	4	7.0	
CORNELL	12/22/18	29	4	4	1.000	2	2	1.000	2	2	1.000	1	8	9	7.1	4	0	0	2	0	0	12	7.4	
EAST CAROLINA	01/02/19	23	1	4	2.50	0	1	1.000	4	4	1.000	2	10	12	7.5	2	0	2	0	0	0	6	7.3	
at Tulane	01/04/19	17	1	1	1.000	0	0	0.000	2	2	1.000	0	3	3	7.1	1	0	1	2	1	1	4	7.1	
at UConn	01/10/19	25	3	4	7.50	0	0	0.000	1	2	5.00	1	2	3	6.9	3	0	0	2	0	1	7	7.1	
TULSA	01/12/19	20	1	4	2.50	0	1	1.000	2	2	1.000	1	2	3	6.6	0	0	2	1	3	0	4	6.9	
HOUSTON	01/16/19	14	0	2	0.00	0	0	0.000	0	0	0.000	2	3	5	6.5	3	0	0	1	1	0	0	6.5	
at Memphis	01/19/19	34	4	7	5.71	0	2	2.000	0	0	0.000	2	5	7	6.6	0	0	2	0	0	0	8	6.6	
TULANE	01/26/19	28	3	6	5.00	0	1	1.000	1	2	5.00	3	4	7	6.6	4	0	2	2	2	2	7	6.6	
at Wichita St.	01/30/19	23	0	5	0.00	0	1	1.000	0	2	0.00	1	2	3	6.4	2	0	0	1	3	1	0	6.3	
at Cincinnati	02/02/19	* 33	4	7	5.71	1	2	5.00	2	4	5.00	1	6	7	6.4	0	0	0	2	1	1	11	6.5	
SOUTH FLA.	02/07/19	* 30	6	9	6.67	0	1	1.000	1	2	5.00	3	5	8	6.5	1	0	0	1	2	1	13	6.8	
UCF	02/10/19	* 20	3	8	3.75	1	5	2.00	0	0	0.00	1	3	4	6.4	2	0	0	1	1	0	7	6.8	
at Temple	02/13/19	* 21	3	9	3.33	1	4	2.50	0	0	0.00	0	4	4	6.3	4	0	3	1	1	1	7	6.8	
UCONN	02/21/19	* 22	5	6	8.33	0	1	1.000	1	1	1.000	0	6	6	6.3	2	0	0	2	1	1	11	7.0	
at UCF	02/24/19	* 22	3	6	5.00	1	4	2.50	0	0	0.00	2	2	4	6.2	2	0	1	0	0	1	7	7.0	
CINCINNATI	02/27/19	* 34	3	6	5.00	0	0	0.000	0	0	0.00	2	6	8	6.3	3	0	3	1	4	1	6	6.9	
WICHITA ST.	03/03/19	22	5	6	8.33	0	1	1.000	4	4	1.000	2	1	3	6.1	2	0	1	1	0	1	14	7.2	
at Houston	03/07/19	* 25	4	5	8.00	0	1	1.000	2	4	5.00	1	3	4	6.1	2	0	0	2	0	0	10	7.3	
at USF	03/10/19	36	6	7	8.57	1	1	1.000	4	6	6.67	2	12	14	6.3	2	0	1	4	1	1	17	7.6	
vs Tulsa	03/14/19	24	3	3	1.000	1	1	1.000	1	2	5.00	0	7	7	6.4	1	0	0	3	0	1	8	7.6	
vs Cincinnati	03/15/19	19	3	5	6.00	0	1	1.000	0	0	0.000	3	5	8	6.4	3	0	0	1	0	0	6	7.6	
Totals		8	757	98	177	.554	8	32	.250	38	55	.691	62	143	205	6.4	63	1	22	47	28	25	242	7.6

Games played: 32
 Minutes/game: 23.7
 Points/game: 7.6
 FG Pct: 55.4
 3FG Pct: 25.0
 FT Pct: 69.1

Rebounds/game: 6.4
 Assists/game: 0.7
 Turnovers/game: 1.5
 Assist/turnover ratio: 0.5
 Steals/game: 0.8
 Blocks/game: 0.9

Feron Hunt - 1


Season FG Pct (55.0%+) (Since 1953-54)

Minimum 75 Field Goals Made

1	63.7	Terry Williams (Sr.), 1986-87 (142-233)
2	62.1	Jon Koncak (Jr.), 1983-84 (211-340)
3	62.0	Terry Williams (Jr.), 1985-86 (150-242)
4	61.3	Ben Moore (Fr.), 2013-14 (84-137)
5	60.7	Larry Davis (Jr.), 1983-84 (219-361)
6	60.2	Sterling Brown (Jr.), 2015-16 (109-181)
7	59.2	Jon Koncak (Sr.), 1984-85 (219-370)
8	58.1	Terry Thomas (Sr.), 1987-88 (111-191)
9	57.7	Papa Dia (Sr.), 2010-11 (243-421)
10	57.6	Bamba Fall (Sr.), 2008-09 (99-172)
11	57.2	John Colborne (Jr.), 1988-89 (99-173)
	57.2	Ira Terrell (Fr.), 1972-73 (219-383)
13	56.6	Bamba Fall (Jr.), 2007-08 (124-219)
14	56.5	Larry Davis (Sr.), 1984-85 (177-313)
	56.5	Eric Castro (So.), 2002-03 (105-186)
16	56.4	Larry Davis (So.), 1982-83 (190-337)
17	56.3	Eric Castro (Sr.), 2004-05 (166-295)
18	56.0	Ben Moore (Sr.), 2016-17 (159-284)
19	55.6	Jordan Tolbert (Sr.), 2015-16 (133-239)
20	55.4	Feron Hunt (Fr.), 2018-19 (98-177)
21	55.1	Ira Terrell (Sr.), 1975-76 (274-497)
22	55.0	Glenn Puddy (Sr.), 1988-89 (144-262)
	55.0	Yanick Moreira (Sr.), 2014-15 (144-262)

Season FG Pct By A Freshman (Since 1953-54)

1	61.3	Ben Moore (Fr.), 2013-14 (84-137)
2	57.2	Ira Terrell, 1972-73 (219-383)
3	55.4	Feron Hunt (Fr.), 2018-19 (98-177)
4	51.7	David Piehler, 1979-80 (163-315)
5	51.4	Jeff Swanson, 1974-75 (125-243)



O
JAHMAL McMURRAY
G, 6-0, 175, SR - 1L
Topeka, Kansas
**Highland Park HS/
 Sunrise Christian
 Academy/USF**

2018-19 (Senior): Played in every game... 18.1 points (1st SMU, 5th AAC), 39.5% 3FGs (5th AAC), 3.2 threes made (2nd AAC, 35th NCAA) ... Averaged 2.6 assists with a 1.5 ast/to ratio... **GAME HIGHLIGHTS:** Recorded 27 points, 5 assists, 2 rebounds and a steal in win over Tulsa in the AAC Tournament 3/14 ... Had 13 points, 2 steals, 3 rebounds and a career high 6 assists in win over USF 3/10 ... Led the team with 24 points (9-13 FG, 5-6 3FG, 1-1 FT) against [12/12] Houston 3/7 ... Scored a team high 27 points against [23/22] Cincinnati 2/27 ... Had a team-high 22 points at Temple 2/13 ... Team-high 21 points at Cincinnati 2/2 ... Had 22 points and 4 rebounds, tying season high of 7 threes made in win against Tulsa 1/12 ... Team-high 18 points and a career-high 9 assists in the win vs Lamar 11/27 ... Had 27 points (9-16 FG, 7-11 3FG, 2-2 FT) with 3 rebounds and 2 steals in the win vs Wright State 11/21 ... Career-high 34 points (14-17 FG, 5-7 3FG, 1-1 FT) with 2 assists, 2 rebounds and a steal in the win vs Western Carolina 11/14 ... **HONORS:** All-American Athletic Conference Second Team (March 11) ... AAC Weekly Honor Roll (Nov. 26, Jan. 28) ... Preseason All-AAC Second Team ... Cancun Challenge All-Tournament Team (tournament record 98 points in 4 games) ... **SEASON RECORDS:** 101 3FGM (1st at SMU), 580 points (9th at SMU) ... **CAREER RECORDS:** 82.9% FTs (T-5th at SMU, 16.7 points (8th SMU), 163 threes made (8th at SMU).

2017-18 (Junior): Played in 22 games, 14 starts... Score 10+ in 15 of 22... 20+ points in 5... Averaged 14.7 points and 2.7 rebounds... 42.8 FG% (116-271)... 40.8 3FG% (62-152)... **GAME HIGHLIGHTS:** Had 19 points (8-14 FG, 3-7 3FG) and a career-high 3 steals with 3 assists and 2 rebounds in the AAC Championship first round win vs Connecticut 3/8 ... Game-high 28 points (8-18 FG, 6-13 3FG, 6-6 FT) with 2 assist and a steal vs [13/12] Wichita State 2/24 ... Career-high 33 points, including an SMU record 9 threes made (19 3FGA) with 3 assists and 2 rebounds vs Memphis 2/14 ... Had 22 points

HIGHS	SEASON	CAREER	CONF. GAME	CONF. TOUR/POST
MINUTES	39, Tulane 1/26/19 39, at USF 3/10/19	40 (USF), at Houston 1/23/16 40, at Tulsa 2/1/18 40, Memphis 2/14/18 40, at UCF 2/17/18	40 (USF), at Houston 1/23/16 40, at Tulsa 2/1/18 40, Memphis 2/14/18 40, at UCF 2/17/18	38, v [8/8] Cincinnati 3/9/18
FG	14, W. Carolina 11/14/18	14, W. Carolina 11/14/18	12, Memphis 2/14/18	8, vs Connecticut 3/8/18 8, v [8/8] Cincinnati 3/9/18
FGA	22, [v-] TCU 12/5/18	25, Memphis 2/14/18	25, Memphis 2/14/18	20, v [8/8] Cincinnati 3/9/18
3FG	7, vs Wright St 11/21/18	* 9, Memphis 2/14/18	* 9, Memphis 2/14/18	4 (USF), v Temple 3/11/16 4, vs Tulsa 3/14/19 4, [24/23] Cincinnati 3/15/19
3FGA	11, vs Wright St 11/21/18 11, [v-] TCU 12/5/18 11, East Carolina 1/2/19 11, Tulsa 1/12/19	* 19, Memphis 2/14/18	* 19, Memphis 2/14/18	9, Tulsa 3/14/19
FT	9, vs Tulsa 3/14/19	9 (USF), at Houston 1/23/16 9, vs Tulsa 3/14/19	9 (USF), at Houston 1/23/16	9, vs Tulsa 3/14/19
FTA	11, vs Tulsa 3/14/19	11, vs Tulsa 3/14/19	10 (USF), at Houston 1/23/16	11, vs Tulsa 3/14/19
REBOUNDS	5, Oral Roberts 12/2/18 5, at UCF 2/24/19 5, Wichita St 3/3/19	6, [6/6] Cincinnati 2/11/18 6, at East Carolina 2/21/18 6, v [8/8] Cincinnati 3/9/18	6, [6/6] Cincinnati 2/11/18 6, at East Carolina 2/21/18	6, v [8/8] Cincinnati 3/9/18
ASSISTS	9, Lamar 11/27/18	9, Lamar 11/27/18	6, at USF 3/10/19	5, vs Tulsa 3/14/19
BLOCKS	1, 4 times	1, 8 times	1, 5 times	1 (USF), v ECU 3/10/16
STEALS	3, Northwestern St 11/8/18	3, vs Connecticut 3/8/18 3, Northwestern St 11/8/18	2, at [7/4] Wichita St 1/17/18 2, Connecticut 2/21/19 2, at USF 3/10/19	3, vs Connecticut 3/8/18
POINTS	34, W. Carolina 11/14/18	34, W. Carolina 11/14/18	33, Memphis 2/14/18	27, vs Tulsa 3/14/19

* SMU Record

with a career-high 7 threes made (7-17) and 2 assists in 40 minutes at Tulsa 2/1 ... Had 16 points, 3 assist and 2 steals in 31 minutes in the win at [7/4] Wichita State 1/17 ... Had 16 points (6-11 FG, 4-7 3FG), 5 rebounds, 2 assists and a steal in SMU debut vs [v-] Boise State 12/18.

2016-17 (Sophomore at USF): 3 games... Averaged 20.3 points, 2.7 rebounds and 2.0 assists... Had 25 points (5-7 3FGs) with 3 rebounds vs. South Carolina 12/17 ... Preseason All-AAC 2nd Team.

2015-16 (Freshman at USF): 33 games, 26 starts... AAC All-Rookie Team... 2x AAC Rookie of the Week (J25, F22)... 2x AAC Honor Roll (J4, M7)... 15.2 points (6th AAC)... 35.2 minutes per game (2nd AAC)... Team-leading 34.6% 3FGs... Scored a season-high 30 points at Houston (1/23)... Scored at least 10 points in 29 of 33 games... Scored at least 20 points seven times.

2018-19 GAME-BY-GAME STATISTICS

Opponent	Date	GS	Min	FG	Pct	3FG	Pct	FT	FTA	Pct	Off	Def	Tot	Avg	PF	FO	A	TO	Blk	Stl	Pts	Avg			
NORTHWESTERN ST.	11/08/18	*	34	3	12 .250	2	9 .222	0	0 .000	0	1	1	1.0	2	0	4	3	0	3	8	8.0				
SOUTHERN MISS	11/11/18	*	35	7	14 .500	4	8 .500	0	0 .000	0	0	0	0.5	3	0	2	2	0	2	18	13.0				
WESTERN CAROLINA	11/14/18	*	29	14	17 .824	5	7 .714	1	1 .000	0	2	2	1.0	1	0	2	0	0	1	34	20.0				
LIPSCOMB	11/17/18	*	34	3	19 .158	2	10 .200	1	2 .500	0	3	3	1.5	3	0	3	2	0	1	9	17.3				
vs BRADLEY	11/20/18	*	30	5	13 .385	4	10 .400	5	6 .833	0	1	1	1.4	4	0	1	2	0	0	19	17.6				
vs WRIGHT STATE	11/21/18	*	37	9	16 .563	7	11 .636	2	2 .000	1	2	3	1.7	2	0	1	4	0	2	27	19.2				
LAMAR	11/27/18	*	35	6	14 .429	4	9 .444	2	2 .000	0	3	3	1.9	1	0	9	3	0	1	18	19.0				
MCNEESE	11/29/18	*	31	7	13 .538	5	10 .500	0	0 .000	0	0	0	1.6	1	0	3	0	0	0	19	19.0				
ORAL ROBERTS	12/02/18	*	32	6	10 .600	2	4 .500	2	4 .500	0	5	5	2.0	3	0	4	1	0	0	16	18.7				
TCU	12/05/18	*	35	8	22 .364	2	11 .182	1	2 .500	1	0	1	1.9	3	0	0	1	0	0	19	18.7				
at Georgetown	12/15/18	*	30	5	10 .500	4	7 .571	5	6 .833	0	2	2	1.9	3	0	1	0	1	1	19	18.7				
CORNELL	12/22/18	*	30	5	14 .357	2	6 .333	2	2 .000	0	4	4	2.1	2	0	3	1	0	1	14	18.3				
EAST CAROLINA	01/02/19	*	32	7	16 .438	4	11 .364	2	2 .000	0	1	1	2.0	2	0	4	4	0	0	20	18.5				
at Tulane	01/04/19	*	35	9	15 .600	5	9 .556	2	5 .400	0	2	2	2.0	3	0	2	3	0	0	25	18.9				
at UConn	01/10/19	*	35	5	18 .278	1	9 .111	4	4 .000	2	2	4	2.1	3	0	1	1	0	1	15	18.7				
TULSA	01/12/19	*	29	7	12 .583	6	11 .545	2	2 .000	0	4	4	2.3	3	0	0	2	0	0	22	18.9				
HOUSTON	01/16/19	*	32	3	14 .214	1	8 .125	4	4 .000	0	1	1	2.2	1	0	0	1	0	0	11	18.4				
at Memphis	01/19/19	*	26	2	12 .167	0	8 .000	2	2 .000	0	0	0	2.1	2	0	3	3	0	0	6	17.7				
TULANE	01/26/19	*	39	10	18 .556	5	9 .556	4	4 .000	0	3	3	2.1	0	0	4	2	1	1	29	18.3				
at Wichita St.	01/30/19	*	37	8	14 .571	3	7 .429	0	0 .000	1	1	2	2.1	2	0	3	2	0	0	19	18.4				
at Cincinnati	02/02/19	*	37	8	15 .533	5	11 .455	0	0 .000	0	2	2	2.1	2	0	4	0	0	1	21	18.5				
SOUTH FLA.	02/07/19	*	33	5	13 .385	1	6 .167	4	4 .000	0	4	4	2.2	4	0	2	2	0	1	15	18.3				
UCF	02/10/19	*	5	0	3 .000	0	3 .000	0	0 .000	0	0	0	2.1	1	0	1	0	0	0	0	17.5				
at Temple	02/13/19	*	37	9	17 .529	2	6 .333	2	3 .667	0	4	4	2.2	1	0	2	2	0	0	22	17.7				
UCONN	02/21/19	*	33	10	14 .714	3	4 .750	2	2 .000	0	4	4	2.2	1	0	3	1	0	2	25	18.0				
at UCF	02/24/19	*	29	3	17 .176	1	5 .200	1	2 .500	0	5	5	2.3	1	0	1	2	0	0	8	17.6				
CINCINNATI	02/27/19	*	37	10	22 .455	6	14 .429	1	1 .000	0	2	2	2.3	1	0	1	2	1	0	27	18.0				
WICHITA ST.	03/03/19	*	34	5	15 .333	1	7 .143	2	2 .000	0	5	5	2.4	1	0	3	2	1	0	13	17.8				
at Houston	03/07/19	*	37	9	13 .692	5	6 .833	1	1 .000	0	1	1	2.4	5	1	3	2	0	1	24	18.0				
at USF	03/10/19	*	39	5	9 .556	1	4 .250	2	2 .000	0	3	3	2.4	4	0	6	1	0	2	13	17.8				
vs Tulsa	03/14/19	*	36	7	14 .500	4	9 .444	9	11 .818	0	2	2	2.4	3	0	5	1	0	1	27	18.1				
vs Cincinnati	03/15/19	*	33	6	14 .429	4	7 .571	2	3 .667	0	1	1	2.3	1	0	3	3	0	1	18	18.1				
Totals			31	1047	206	459	.449	101	256	.395	67	81	.827	5	70	75	2.3	69	1	84	55	4	23	580	18.1

Games played: 32
 Minutes/game: 32.7
 Points/game: 18.1
 FG Pct: 44.9
 3FG Pct: 39.5
 FT Pct: 82.7

Rebounds/game: 2.3
 Assists/game: 2.6
 Turnovers/game: 1.7
 Assist/to ratio: 1.5
 Steals/game: 0.7
 Blocks/game: 0.1

CAREER STATISTICS

Year	GP	GS	Min	Avg	FG	FGA	Pct	3FG	FGA	Pct	FT	FTA	Pct	Off	Def	Tot	Avg	PF	FO	Ast	TO	Blk	Stl	Pts	Avg
2015-16*	33	26	1161	35.2	184	471	.391	73	211	.346	59	74	.797	11	80	91	2.8	61	0	82	81	4	13	500	15.2
2016-17*	3	1	106	35.3	22	51	.431	10	20	.500	7	10	.700	2	6	8	2.7	3	0	6	14	0	1	61	20.3
2017-18	22	14	690	31.4	116	271	.428	62	152	.408	30	36	.833	17	42	59	2.7	37	0	34	38	1	15	324	14.7
2018-19	32	31	1047	32.7	206	459	.449	101	256	.395	67	81	.827	5	70	75	2.3	69	1	84	55	4	23	580	18.1
TOTAL	54	45	1737	32.2	322	730	.441	163	408	.400	97	117	.829	22	112	134	2.5	106	1	118	93	5	38	904	16.7
All*	90	72	3004	33.4	528	1252	.422	246	639	.385	163	201	.811	35	198	233	2.6	170	1	206	188	9	52	1465	16.3

* Statistics from prior team/school

Jahmal McMurray - O

SMU Best Season 3FG Pct (40.0%+) (Since 1986-87)

Minimum 20 Made		
1	53.6	Sterling Brown (Jr.), 2015-16 (30-56)
2	53.2	Eric Longino (Sr.), 1988-89 (50-94)
3	49.7	Robert Nyakundi (Jr.), 2010-11 (97-195)
4	47.6	Troy Dornier (Sr.), 1993-94 (39-82)
5	47.5	Scott Johnson (Sr.), 1986-87 (44-99)
6	47.0	Ben Emelogu II (Sr.), 2017-18
7	45.7	Lavardicus Atkins (Fr.), 2000-01 (21-46)
8	45.3	Todd Alexander (Jr.), 1987-88 (82-181)
9	45.3	Ike Ofoegbu (Sr.), 2006-07 (29-64)
10	44.9	Sterling Brown (Sr.), 2016-17 (61-136)
11	44.4	Sterling Brown (So.), 2014-15 (20-45)
	44.4	Jarrey Foster (So.), 2016-17 (32-72)
13	43.6	Nic Moore (So.), 2013-14 (72-165)
14	43.4	Shake Milton (Jr.), 2017-18
15	42.6	Shake Milton (Fr.), 2015-16 (52-122)
16	42.4	Semi Ojeleye (Jr.), 2016-17 (73-172)
17	42.3	Shake Milton (So.), 2016-17 (82-194)
18	41.8	Stephen Woods (So.), 1997-98 (74-177)
	41.8	Brian Bernardi (Fr.), 2012-13 (23-55)
20	41.7	Carlton McKinney (Sr.), 1987-88 (35-84)
21	41.6	Nic Moore (Jr.), 2014-15 (77-185)
22	41.4	Robert Nyakundi (Sr.), 2011-12 (84-203)
23	41.3	Nic Moore (Sr.), 2015-16 (76-184)
24	40.9	Rodney Clinkscapes (So.), 2009-10 (27-66)
25	40.8	Jahmal McMurray (Jr.), 2017-18
26	40.7	Chad Allen (Jr.), 1992-93 (44-108)
27	40.4	Bryan Hopkins (Jr.), 2003-04 (84-208)
	40.4	Mike Walker (Jr.), 2009-10 (21-52)
29	40.3	Jon Killen (Sr.), 2007-08 (75-186)
30	40.0	Chad Allen (Fr.), 1990-91 (36-90)
	40.0	Robert Nyakundi (So.), 2009-10 (46-115)

SMU Career 3FG Made - 80+ (Games Played)

1	273	Stephen Woods (112), 1996-00
2	267	Robert Nyakundi (123), 2008-12
3	256	Bryan Hopkins (105), 2002-06
4	225	Nic Moore (100), 2013-16
5	220	Troy Matthews (110), 1993-97
6	190	Shake Milton (87), 2015-18
7	170	Quinton Ross (119), 1999-03
8	163	Jahmal McMurray, 2017-19
9	161	Chad Allen (108), 1990-94
10	133	Jeryl Sasser (117), 1997-01
11	131	Mike Walker (120), 2007-11
12	128	Sterling Brown (136), 2013-17
13	121	Jemell Rich (81), 1994-97
14	119	Jon Killen (118), 2004-08
15	107	Damon Hancock (112), 1998-02
16	105	Ben Emelogu (102), 2014-18
17	103	Derrick Roberts (106), 2004-08
18	99	Jabari Hearn (82), 1993-97
19	95	Chad Eisey (58), 1997-99
20	92	Todd Alexander (45), 1987-89
21	87	Rodney Clinkscapes (88), 2009-12
22	81	Dez Willingham (60), 2005-07
23	80	Ethan Chargois, 2017-19

SMU Career Scoring Avg. - 15.0+ (min. 35 games) (GP)

1	26.1	Gene Phillips (74), 1968-71
2	21.4	Ira Terrell (80), 1972-76
3	21.4	Jim Krebs (82), 1954-57
4	21.1	Sammy Hervey (37), 1972-74
5	19.0	Semi Ojeleye (665/35), 2016-17
6	18.0	Mike Wilson (85), 1990-93
7	17.0	Jeryl Sasser (117), 1997-01
8	16.7	Jahmal McMurray, 2017-19
9	16.4	Brad Branson (54), 1978-80
	16.4	Bill Voight (74), 1966-69
11	16.3	Carroll Hooser (75), 1963-66
12	16.2	Lynn Phillips (74), 1966-69
13	15.8	Bryan Hopkins (105), 2002-06
14	15.7	Carlton McKinney (64), 1986-88
	15.7	Jan Loudermilk (70), 1959-62
16	15.5	Dave Siegmund (49), 1961-63
17	15.4	Charles Beasley (78), 1964-67
18	15.0	Steve Strange (72), 1958-61

SMU Season Points (500+) (Since 1953-54) (GP)

1	737	Gene Phillips (Sr.), 1970-71 (26)
2	685	Gene Phillips (Jr.), 1969-70 (24)
3	665	Semi Ojeleye (Jr.), 2016-17 (35)
4	639	Papa Dia (Sr.), 2010-11 (35)
5	634	Ira Terrell (Sr.), 1975-76 (28)
6	624	Jim Krebs (Sr.), 1956-57 (26)
7	608	Quinton Ross (Sr.), 2002-03 (30)
8	597	Ira Terrell (So.), 1973-74 (27)
9	580	Jahmal McMurray (Sr.), 2018-19
10	574	Jim Krebs (Jr.), 1955-56 (30)
11	572	Damon Hancock (Sr.), 2001-02 (29)
12	566	Jon Koncak (Sr.), 1984-85 (33)
13	565	Kato Armstrong (Jr.), 1987-88 (35)
14	562	Jeryl Sasser (So.), 1998-99 (30)
15	561	Carlton McKinney (Sr.), 1987-88 (35)
16	555	Jim Krebs (So.), 1954-55 (26)
17	543	Mike Wilson (Sr.), 1992-93 (28)
18	540	Kevin Lewis (Sr.), 1985-86 (29)
19	537	Sammy Hervey (Jr.), 1972-73 (25)
20	530	Mike Wilson (So.), 1990-91 (29)
21	529	Carl Wright (Jr.), 1984-85 (33)
22	523	Jan Loudermilk (Sr.), 1961-62 (25)
23	518	Jeryl Sasser (Jr.), 1999-00 (30)
24	514	Bryan Hopkins (So.), 2003-04 (29)
25	514	Derek Williams (Sr.), 2009-10 (31)
26	510	Gene Phillips (So.), 1968-69 (24)
	510	Jon Koncak (Jr.), 1983-84 (33)
28	507	Todd Alexander (Jr.), 1987-88 (35)
29	505	Quinton Ross (Jr.), 2001-02 (29)
30	503	Nic Moore (So.), 2013-14 (37)
31	501	Robert Nyakundi (Jr.), 2010-11 (35)

SMU Career 3FG Pct. - 36.0%+ (min. 50 made)

1	47.3	Eric Longino (62-131), 1987-89
2	45.1	Sterling Brown (128-284), 2013-17
3	43.4	Robert Nyakundi (267-615), 2008-12
4	42.7	Shake Milton (190-445), 2015-18
5	42.4	Semi Ojeleye (73-172), 2016-
6	42.2	Todd Alexander (92-218), 1987-89
7	42.1	Nic Moore (225-534), 2013-16
8	41.1	Troy Dornier (51-124), 1991-94
9	40.0	Carlton McKinney (64-160), 1986-88
	40.0	Jahmal McMurray (163-408), 2017-19
11	39.2	Rodney Clinkscapes (87-222), 2009-12
12	38.9	Jon Killen (119-306), 2004-08
13	37.8	Chad Allen (161-426), 1990-94
14	37.6	Kato Armstrong (50-133), 1985-89
15	37.3	Jay Poerner (57-153), 1994-98
16	37.1	Keith Frazier (79-213), 2013-
	37.1	Ben Emelogu II (105-283), 2014-18
18	36.8	Isiaha Mike (50-136), 2018-
19	36.3	Stephen Woods (273-752), 1996-00
20	36.2	London Giles (63-174), 2010-13
21	36.0	Bryan Hopkins (256-712), 2002-06

SMU Career Minutes Avg. - 30.0+ (min. 35 games) (GP)

1	34.7	Shake Milton (3018/87), 2015-18
2	34.6	Jeryl Sasser (117), 1997-01
3	34.5	Carlton McKinney (64), 1986-88
4	34.4	Derek Williams (2099/61), 2008-10
5	34.2	Billy Allen (52), 1978-80
	34.2	Nick Russell (2362/69), 2012-14
7	34.1	Semi Ojeleye (1195/35), 2016-17
	34.1	Jimmy Whitt Jr., 2017-
9	33.9	Bryan Hopkins (105), 2002-06
10	33.7	Nic Moore (3366/100), 2013-16
11	33.0	David Pehler (112), 1979-83
12	32.9	Troy Matthews (110), 1993-97
13	32.6	Brad Branson (54), 1978-80
	32.6	Paul McCoy (1631/50), 2008-10
15	32.3	Jon Koncak (123), 1981-85
	32.3	Butch Moore (125), 1982-86
17	32.2	Jahmal McMurray, 2017-19
18	32.1	Larry Davis (122), 1981-85
19	32.0	Stephen Woods (112), 1996-00
20	31.3	Jeremiah Samarippas (2066/66), 2010-12
21	31.1	Tim Mason (112), 1989-93
22	31.0	Derrick Roberts (3284/106), 2004-08
23	30.5	Quinton Ross (119), 1999-03
24	30.1	Mike Wilson (85), 1990-93
25	30.1	Carl Wright (86), 1982-85
26	30.0	Jemell Rich (81), 1994-97
	30.0	Willie Davis (109), 1997-01

SMU Season FT Percentage (82.0%+) (Since 1953-54)

Minimum 40 Made		
1	90.0	Eric Longino (Jr.), 1987-88 (45-50)
2	90.0	Robert Nyakundi (Jr.), 2010-11 (72-80)
3	88.9	Nic Moore (Jr.), 2014-15 (104-117)
4	88.5	Mark Davis (Fr.), 1976-77 (46-52)
5	88.2	Chad Allen (Fr.), 1990-91 (45-51)
6	87.3	Todd Alexander (Jr.), 1987-88 (40-118)
7	87.1	Eric Longino (Sr.), 1988-89 (54-62)
8	86.7	Charles Beasley (Jr.), 1965-66 (137-158)
9	86.4	Art Barnes (Sr.), 1954-55 (89-103)
10	85.7	Sterling Brown (Jr.), 2015-16 (54-63)
11	84.9	Jan Loudermilk (Sr.), 1961-62 (203-239)
12	84.8	James Thompson (Sr.), 1962-63 (134-158)
13	84.7	Larry Delzell (Sr.), 1971-72 (100-118)
	84.7	Skate Milton (Jr.), 2017-18 (94-111)
15	84.6	Stephen Woods (Fr.), 1996-97 (55-65)
16	84.6	Larry Showalter (So.), 1954-55 (55-65)
17	84.5	Gene Phillips (Sr.), 1970-71 (213-252)
18	84.4	Charles Beasley (Sr.), 1966-67 (54-64)
19	84.0	Billy Allen (So.), 1979-80 (110-131)
20	83.6	Jermyn Bracey (Jr.), 1994-95 (61-73)
21	83.2	Larry Showalter (Jr.), 1955-56 (79-95)
22	82.8	Bob Begert (Sr.), 1966-67 (82-99)
23	82.7	Jahmal McMurray (Sr.), 2018-19 (67-81)
24	82.6	Gene Phillips (Jr.), 1969-70 (199-241)
25	82.5	Nic Moore (So.), 2013-14 (113-137)
26	82.4	Troy Dornier (Sr.), 1993-94 (70-85)

SMU Career FT Pct. - 78.0%+ (min. 80 made)


1	88.4	Eric Longino (99-112), 1987-89
2	84.2	Robert Nyakundi (182-216), 2008-12
3	83.9	Charles Beasley (270-322), 1964-67
4	83.8	Nic Moore (301-359), 2013-16
5	82.9	Todd Alexander (121-146), 1987-89
	82.9	Jahmal McMurray (97-117), 2017-19
7	82.4	Larry Delzell (229-278), 1969-72
8	82.1	Larry Showalter (202-246), 1954-57
9	81.9	Chad Allen (131-160), 1990-94
10	81.8	Gene Phillips (540-660), 1968-71
11	81.6	James Thompson (284-348), 1960-63
12	81.1	Art Barnes (154-190), 1953-55
13	80.2	Hank Wendoff (101-126), 1962-65
14	80.1	Billy Allen (197-246), 1978-80
15	80.0	Richard Bryant (84-105), 1953-54
16	79.9	Gary Sibley (179-224), 1966-69
17	79.3	Jim Brockman (107-135), 1961-64
18	79.1	Shake Milton (200-253), 2015-18
19	78.9	Troy Dornier (120-152), 1991-94
20	78.8	Dez Willingham (93-118), 2005-07
21	78.5	Mike Walker (95-121), 2007-11
	78.5	Semi Ojeleye (172-219), 2016-17
23	78.3	Scott Johnson (119-152), 1983-87
	78.3	Jim Hammond (108-138), 1959-62
	78.3	Bryan Hopkins (342-437), 2002-06
26	78.1	Stephen Woods (218-279), 1996-00
27	78.0	David Pehler (184-236), 1979-83

Scoring Avg (18.0+) (Since 1953-54)

Must Play in 75% of Games (Points/Games Played)		
1	28.5	Gene Phillips (Jr.), 1969-70 (685/24)
2	28.3	Gene Phillips (Sr.), 1970-71 (737/26)
3	24.0	Jim Krebs (Sr.), 1956-57 (624/26)
4	22.6	Ira Terrell (Sr.), 1975-76 (634/28)
5	22.1	Ira Terrell (So.), 1973-74 (597/27)
6	22.0	Damon Hancock (Sr.), 2001-02 (572/26)
7	21.5	Sammy Hervey (Jr.), 1972-73 (537/25)
8	21.3	Jim Krebs (So.), 1954-55 (555/26)
	21.3	Gene Phillips (So.), 1968-69 (510/24)
10	20.9	Jan Loudermilk (Sr.), 1961-62 (523/25)
11	20.3	Gene Elmore (Sr.), 1963-64 (486/24)
12	20.3	Quinton Ross (Sr.), 2002-03 (608/30)
13	20.1	Carroll Hooser (Sr.), 1965-66 (483/24)
14	20.0	Bill Voight (Sr.), 1968-69 (481/24)
15	19.4	Mike Wilson (Sr.), 1992-93 (543/28)
	19.4	Ira Terrell (Fr.), 1972-73 (484/25)
17	19.1	Jim Krebs (Jr.), 1955-56 (574/30)
	19.1	Steve Strange (Sr.), 1960-61 (458/24)
	19.1	Lynn Phillips (Jr.), 1967-68 (373/24)
20	19.0	Semi Ojeleye (Jr.), 2016-17 (665/35)
21	18.7	Jeryl Sasser (So.), 1998-99 (562/30)
22	18.7	Charles Beasley (Jr.), 1965-66 (485/26)
23	18.6	Kevin Lewis (Sr.), 1985-86 (540/29)
24	18.3	Mike Wilson (So.), 1990-91 (530/29)
	18.3	Papa Dia (Sr.), 2010-11 (693/35)
26	18.2	John Colborne (Sr.), 1989-90 (492/27)
	18.2	Bill Voight (Jr.), 1967-68 (437/24)
	18.2	Ruben Triplett (Jr.), 1971-72 (491/27)
29	18.1	Jahmal McMurray (Sr.), 2018-19 (580/32)

Season FGM (200+) (Since 1953-54) (GP)

1	274	Ira Terrell (Sr.), 1975-76 (28)
2	264	Ira Terrell (So.), 1973-74 (27)
3	262	Gene Phillips (Sr.), 1970-71 (26)
4	243	Gene Phillips (Jr.), 1969-70 (24)
	243	Carlton McKinney (Sr.), 1987-88 (35)
	243	Papa Dia (Sr.), 2010-11 (35)
7	235	Kevin Lewis (Sr.), 1985-86 (29)
8	233	Jim Krebs (Sr.), 1956-57 (26)
9	228	Jim Krebs (Jr.), 1955-56 (30)
10	227	Carl Wright (Jr.), 1984-85 (33)
11	219	Sammy Hervey (Jr.), 1972-73 (25)
	219	Jon Koncak (Sr.), 1984-85 (33)
	219	Ira Terrell (Fr.), 1972-73 (25)
	219	Larry Davis (Jr.), 1983-84 (33)
15	211	Jon Koncak (Jr.), 1983-84 (33)
16	210	Semi Ojeleye (Jr.), 2016-17 (35)
17	209	Jim Krebs (So.), 1954-55 (26)
18	206	Mike Wilson (Sr.), 1992-93 (28)
	206	Jahmal McMurray (Sr.), 2018-19
20	204	Carl Wright (So.), 1983-84 (33)
21	202	Eric Longino (Jr.), 1987-88 (35)
22	201	Mike Wilson



15
ISIAHA MIKE
F, 6-8, 200, SO - TR
Scarborough, Ontario
Trinity
International
(Nevada)/Duquesne

2018-19 (Sophomore): Started every game... Averaged 11.7 points (4th SMU, 28th AAC), 5.4 rebounds (3rd SMU), 1.7 assists, 76.3% FTs (12th AAC), 36.8% 3FGs (12th AAC), 1.1 blocked shots (1st SMU, 8th AAC)... Had 19 games in double-digits, 8 games with 2 or more blocks and 5 games with 8 or more rebounds, had two double-doubles... **GAME HIGHLIGHTS:** Had a double-double (14 points, 11 rebounds) 3 assists, a block and a steal at Temple 2/13 ... Had his first double-double at SMU (18 points, 10 rebounds) against UCF 2/10 ... Team-high 18 points (4-7 3FG) with 5 rebounds, 3 assists and 2 blocks against USF 2/7 ... Had 17 points, 6 rebounds, a block and a steal at [rv/rv] Cincinnati 2/2 ... and 10 rebounds vs UCF 2/10... Career-high 25 points (8-12 FG, 5-7 3FG, 4-4 FT) with 7 rebounds, an assist and a steal at Wichita State 1/30... Scored 20 points (7-10 FG, 5-5 3FG) with 3 steals, 3 rebounds and 2 assists vs Tulane 1/26... 2 assists vs Tulane 1/26... Had 17 points (including 9-13 FTs) and a game-high 9 rebounds with 4 assists, a block and a steal in the win at Georgetown 12/15... **AWARDS:** AAC Weekly Honor Roll (12/17).

2018 Summer: Played for USA East Coast on a trip to Italy August 3-9. The team went 2-2 on the four-game trip, falling to the U-25 national teams from Italy and Germany while topping the U-25 "A" and "B" squads from the Netherlands. He played alongside SMU teammate Jimmy Whitt.
2017-18: Sat out due to NCAA transfer rules.

2017 Summer (Canada - Aug. 7-14): 6.7 points, 4.3 rebounds, 2.0 steals, 1.7 assists.
2016-17 (Freshman at Duquesne): Started in all 32 games... Averaged 11.3 points, 5.8 rebounds (15th A-10) and 1.6 assists... FG% 43.4, 3FG% 33.3... 2 double-doubles... Had double-digit points in 18 games, with 20+ in four... **GAME HIGHLIGHTS:** Career highs of

HIGHS	SEASON	CAREER	CONF. GAME	CONF. TOUR/POST
MINUTES	40, at [12/12] Houston 3/7/19	40, at [12/12] Houston 3/7/19	40, at [12/12] Houston 3/7/19	38, v[24/23] Cincinnati 3/15/19
FG	8, at Wichita St 1/30/19	9 (DU), Massachusetts 2/15/17 9 (DU), at George Mason 3/1/17	9 (DU), Massachusetts 2/15/17 9 (DU), at George Mason 3/1/17	5 (DU), v St. Louis 3/8/17
FGA	16, UCF 2/10/19	16 (DU), at Richmond 1/28/17 16 (DU), Saint Joseph's 3/4/17 16, UCF 2/10/19	16 (DU), at Richmond 1/28/17 16 (DU), Saint Joseph's 3/4/17 16, UCF 2/10/19	9 (DU), v St. Louis 3/8/17 9, v[24/23] Cincinnati 3/15/19
3FG	5, Tulane 1/26/19 5, at Wichita St 1/30/19	5 (DU), Massachusetts 2/15/17 5, Tulane 1/26/19 5, at Wichita St 1/30/19	5 (DU), Massachusetts 2/15/17 5, Tulane 1/26/19 5, at Wichita St 1/30/19	3 (DU), v St. Louis 3/8/17
3FGA	8, at Memphis 1/19/19	10 (DU), Saint Joseph's 3/4/17	10 (DU), Saint Joseph's 3/4/17	6, vs Tulsa 3/14/19
FT	9, at Georgetown 12/15/18	9, at Georgetown 12/15/18	8, at [12/12] Houston 3/7/19	2, v[24/23] Cincinnati 3/15/19
FTA	13, at Georgetown 12/15/18	13, at Georgetown 12/15/18	10 (DU), Saint Louis 1/11/17 10, at [12/12] Houston 3/7/19	3, v[24/23] Cincinnati 3/15/19
REBOUNDS	11, at Temple 2/13/19	13 (DU), Saint Louis 1/11/17	13 (DU), Saint Louis 1/11/17	9 (DU), v St. Louis 3/8/17
ASSISTS	5, Southern Miss 11/11/18	5 (DU), Jackson State 12/19/16 4 (DU), at Saint Louis 2/11/17 4, Tulsa 1/12/19 4, UCF 2/10/19	5 (DU), Jackson State 12/19/16 3 (DU), VCU 1/4/17	2 (DU), v St. Louis 3/8/17
BLOCKS	3, UCF 2/10/19 3, Connecticut 2/27/19 3, [23/22] Cincinnati 2/27/19	3 (DU), at Davidson 1/24/17 3, UCF 2/10/19 3, Connecticut 2/27/19 3, [23/22] Cincinnati 2/27/19	3 (DU), at Davidson 1/24/17 3, UCF 2/10/19 3, Connecticut 2/27/19 3, [23/22] Cincinnati 2/27/19	2, vs Tulsa 3/14/19
STEALS	3, Tulane 1/26/19 3, vs Tulsa 3/14/19	3 (DU), at Kentucky 11/20/16 3 (DU), CCSU 12/10/16 3 (DU), Massachusetts 2/15/17 3, Tulane 1/26/19 3, vs Tulsa 3/14/19	3 (DU), at Kentucky 11/20/16 3 (DU), Massachusetts 2/15/17	3, vs Tulsa 3/14/19
POINTS	25, at Wichita St 1/30/19	25, at Wichita St 1/30/19	25, at Wichita St 1/30/19	14 (DU), v St. Louis 3/8/17
DOUBLE-DOUBLES				
1 - (DU), Saint Louis 1/11/17 (24 pts, 13 rebs)		2 - (DU), at George Mason 3/1/17 (20 pts, 11 rebs)		
3 - UCF 2/10/19 (18 pts, 10 rebs)		4 - at Temple 2/13/19 (14 pts, 11 rebs)		

24 points (8-14 FG, 2-5 3FG, 6-10 FT) and 13 rebounds against Saint Louis (Jan. 11)... Posted 23 points and 5 rebounds at Richmond (Jan. 28)... Tallied 23 points and 8 rebounds versus Massachusetts (Feb. 15)... Recorded 20 points and 11 rebounds at George Mason (March 1)... **AWARDS:** Atlantic 10 All-Rookie Team.

2018-19 GAME-BY-GAME STATISTICS

Opponent	Date	GS	Min	FG	FGA	Pct	3FG	FGA	Pct	FT	FTA	Pct	Off	Def	Tot	Avg	PF	FO	A	TO	Blk	Stl	Pts	Avg	
NORTHWESTERN ST.	11/08/18	*	19	2	7	.286	2	5	.400	0	0	.000	3	2	5	5.0	5	1	1	1	0	1	6	6.0	
SOUTHERN MISS	11/11/18	*	27	1	7	.143	0	4	.000	0	0	.000	2	2	4	4.5	2	0	5	1	0	1	2	4.0	
WESTERN CAROLINA	11/14/18	*	22	3	8	.375	1	5	.200	3	4	.750	2	5	7	5.3	2	0	0	3	1	0	10	6.0	
LIPSCOMB	11/17/18	*	21	1	1	1.000	0	0	.000	0	0	.000	1	3	4	5.0	4	0	0	4	0	0	2	5.0	
vs BRADLEY	11/20/18	*	30	4	5	.800	1	1	1.000	2	2	1.000	0	1	1	4.2	4	0	2	2	0	2	11	6.2	
vs WRIGHT STATE	11/21/18	*	31	4	8	.500	0	2	.000	1	1	1.000	2	1	3	4.0	3	0	2	2	2	2	9	6.7	
LAMAR	11/27/18	*	31	6	8	.750	1	2	.500	3	4	.750	1	2	3	3.9	1	0	2	0	1	1	16	8.0	
MCNEESE	11/29/18	*	28	7	11	.636	3	6	.500	1	1	1.000	2	2	4	3.9	2	0	1	0	0	1	18	9.3	
ORAL ROBERTS	12/02/18	*	27	5	9	.556	2	4	.500	2	2	1.000	2	3	5	4.0	2	0	1	2	0	1	14	9.8	
TCU	12/05/18	*	33	4	8	.500	2	5	.400	4	5	.800	5	2	7	4.3	4	0	1	3	1	0	14	10.2	
at Georgetown	12/15/18	*	36	4	11	.364	0	2	.000	9	13	.692	3	6	9	4.7	3	0	4	1	1	1	17	10.8	
CORNELL	12/22/18	*	30	2	5	.400	0	1	.000	4	5	.800	3	3	6	4.8	2	0	1	2	1	1	8	10.6	
EAST CAROLINA	01/02/19	*	25	3	6	.500	0	1	.000	5	6	.833	1	4	5	4.8	4	0	2	3	1	2	11	10.6	
at Tulane	01/04/19	*	35	1	5	.200	0	1	.000	4	5	.800	3	2	5	4.9	2	0	2	1	2	0	6	10.3	
at UConn	01/10/19	*	24	2	9	.222	1	5	.200	2	2	1.000	1	2	3	4.7	4	0	1	1	1	1	7	10.1	
TULSA	01/12/19	*	21	2	8	.250	2	5	.400	2	2	1.000	1	5	6	4.8	3	0	4	1	1	1	8	9.9	
HOUSTON	01/16/19	*	35	6	12	.500	2	7	.286	1	2	.500	1	2	3	4.7	4	0	2	2	1	0	15	10.2	
at Memphis	01/19/19	*	21	3	9	.333	3	8	.375	1	2	.500	1	5	6	4.8	5	1	1	3	1	2	10	10.2	
TULANE	01/26/19	*	34	7	10	.700	5	5	1.000	1	1	1.000	1	2	3	4.7	1	0	2	4	1	3	20	10.7	
at Wichita St.	01/30/19	*	28	8	12	.667	5	7	.714	4	4	1.000	1	6	7	4.8	4	0	1	1	0	1	25	11.5	
at Cincinnati	02/02/19	*	35	6	11	.545	3	5	.600	2	3	.667	1	5	6	4.9	4	0	0	2	1	1	17	11.7	
SOUTH FLA.	02/07/19	*	38	6	11	.545	4	7	.571	2	2	1.000	1	4	5	4.9	3	0	3	3	2	0	18	12.0	
UCF	02/10/19	*	39	7	16	.438	4	11	.364	0	3	.000	1	9	10	5.1	3	0	4	1	3	0	18	12.3	
at Temple	02/13/19	*	37	6	12	.500	1	5	.200	1	1	1.000	9	2	11	5.3	4	0	3	2	1	1	14	12.3	
UCONN	02/21/19	*	36	4	6	.667	2	3	.667	4	4	1.000	1	7	8	5.4	3	0	2	3	3	2	14	12.4	
at UCF	02/24/19	*	24	3	8	.375	1	3	.333	1	2	.500	0	2	2	5.3	4	0	0	1	1	1	8	12.2	
CINCINNATI	02/27/19	*	33	3	11	.273	0	5	.000	1	2	.500	3	4	7	5.4	4	0	1	3	3	0	7	12.0	
WICHITA ST.	03/03/19	*	37	3	11	.273	0	6	.000	1	2	.500	4	5	9	5.5	3	0	2	2	2	0	7	11.9	
at Houston	03/07/19	*	40	3	6	.500	1	2	.500	8	10	.800	0	6	6	5.5	1	0	1	1	0	1	15	12.0	
at USF	03/10/19	*	34	5	10	.500	1	4	.250	0	0	.000	0	1	1	5.4	3	0	1	2	0	0	11	11.9	
vs Tulsa	03/14/19	*	33	2	8	.250	2	6	.333	0	0	.000	0	7	7	5.4	3	0	1	2	2	3	6	11.7	
vs Cincinnati	03/15/19	*	38	3	9	.333	1	3	.333	2	3	.667	2	4	6	5.4	4	0	1	2	1	1	9	11.7	
Totals			32	982	126	278	453	50	136	368	71	93	.763	58	116	174	5.4	100	2	54	61	35	30	373	11.7

Games played: 32
 Minutes/game: 30.7
 Points/game: 11.7
 FG Pct: 45.3
 3FG Pct: 36.8
 FT Pct: 76.3

CAREER STATISTICS

Rebounds/game:	Assists/game:	Turnovers/game:	Assist/to ratio:	Steals/game:	Blocks/game:																				
5.4	1.7	1.9	0.9	0.9	1.1																				
Year	GP	GS	Min	Avg	FG	FGA	Pct	3FG	FGA	Pct	FT	FTA	Pct	Off	Def	Tot	Avg	PF	FO	Ast	TO	Blk	Stl	Pts	Avg
2016-17*	32	32	908	28.4	131	302	.434	46	138	.333	52	78	.667	42	142	184	5.8	85	1	51	76	27	26	360	11.3
2018-19	32	32	982	30.7	126	278	.453	50	136	.368	71	93	.763	58	116	174	5.4	100	2	54	61	35	30	373	11.7
All*	64	64	1890	29.5	257	580	.443	96	274	.350	123	171	.719	100	258	358	5.6	185	3	105	137	62	56	733	11.5

* Statistics from prior team/school

Isiaha Mike - 15

SMU Career 3FG Pct. - 36.0%+ (min. 50 made)

1	47.3	Eric Longino (62-131), 1987-89
2	45.1	Sterling Brown (128-284), 2013-17
3	43.4	Robert Nyakundi (267-615), 2008-12
4	42.7	Shake Milton (190-445), 2015-18
5	42.4	Semi Ojeleye (73-172), 2016-
6	42.2	Todd Alexander (92-218), 1987-89
7	42.1	Nic Moore (225-534), 2013-16
8	41.1	Troy Dorner (51-124), 1991-94
9	40.0	Carlton McKinney (64-160), 1986-88
	40.0	Jahmal McMurray (163-408), 2017-19
11	39.2	Rodney Clinkscales (87-222), 2009-12
12	38.9	Jon Killen (119-306), 2004-08
13	37.8	Chad Allen (161-426), 1990-94
14	37.6	Kato Armstrong (50-133), 1985-89
15	37.3	Jay Poerner (57-153), 1994-98
16	37.1	Keith Frazier (79-213), 2013-
	37.1	Ben Emelogu II (105-283), 2014-18
18	36.8	Isiaha Mike (50-136), 2018-
19	36.3	Stephen Woods (273-752), 1996-00
20	36.2	London Giles (63-174), 2010-13
21	36.0	Bryan Hopkins (256-712), 2002-06



12
JAMES
PYLE
G, 6-3, 175, SO - 1L
Overland Park, Kan.
St. Thomas Aquinas

2018-19 (Junior): Played in 6 games... GAME HIGHLIGHTS: Played two minutes and had an assist in the first half of the win at USF 3/10...Started and played 3 minutes on senior day vs Wichita State 3/3.

2017-18 (Sophomore): Played in 20 games... had 2 points, 2 rebounds and an assist... **GAME HIGHLIGHTS:** Scored 2 points against Northwestern State 11/15... **AWARDS:** American Athletic Conference All-Academic Team...NABC Honors Court.

2017 Summer Tour (Canada - Aug. 7-14): DNP due to injury.

2016-17 (Freshman): Played in 12 games... Had 7 points and 4 rebounds in 17 minutes... GAME HIGHLIGHTS: Had 5 points (2-3 FG, 1-2 3FG) in 3 minutes vs. Memphis 3/4...Had 2 points and 2 rebounds in the win at Tulsa 2/4...Had a steal and a rebound vs. USF 1/7...Had a rebound vs. McNeese 12/14...Made SMU debut in the final minute vs. Delaware State 12/4...Dressed for he first time on 12/2 vs. CSU Bakersfield after practicing with the team since 10/13.

HIGHS	SEASON	CAREER	CONF. GAME	CONF. TOUR/POST
MINUTES	3, Wichita St 3/3/19	8, [6/6] Cincinnati 2/11/18	8, [6/6] Cincinnati 2/11/18	
FG		2, Memphis 3/4/17	2, Memphis 3/4/17	
FGA	2, Wichita St 3/3/19	3, Memphis 3/4/17	3, Memphis 3/4/17	
3FG		1, Memphis 3/4/17	1, Memphis 3/4/17	
3FGA	1, East Carolina 1/2/19	2, Memphis 3/4/17	2, Memphis 3/4/17	
	1, Wichita St 3/3/19	2, [6/6] Cincinnati 2/11/18	2, [6/6] Cincinnati 2/11/18	
FT				
FTA		2, Cal Poly 12/19/17		
REBOUNDS		2, at Tulsa 2/4/17	2, at Tulsa 2/4/17	
ASSISTS	1, at USF 3/10/19	1, at USF 3/10/19	1, at USF 3/10/19	
BLOCKS				
STEALS		1, USF 1/7/17	1, USF 1/7/17	
POINTS		5, Memphis 3/4/17	5, Memphis 3/4/17	

2018-19 GAME-BY-GAME STATISTICS


Opponent	Date	GS	Min	FG	FGA	Pct	3FG	FGA	Pct	FT	FTA	Pct	Off	Def	Tot	Avg	PF	FO	A	TO	Blk	Stl	Pts	Avg
NORTHWESTERN ST.	11/08/18		DNP																					
SOUTHERN MISS	11/11/18		DNP																					
WESTERN CAROLINA	11/14/18		DNP																					
LIPSCOMB	11/17/18		DNP																					
vs BRADLEY	11/20/18		DNP																					
vs WRIGHT STATE	11/21/18		DNP																					
LAMAR	11/27/18		DNP																					
MCNEESE	11/29/18		DNP																					
ORAL ROBERTS	12/02/18		DNP																					
TCU	12/05/18		DNP																					
at Georgetown	12/15/18		DNP																					
CORNELL	12/22/18		DNP																					
EAST CAROLINA	01/02/19		1	0	1	.000	0	1	.000	0	0	.000	0	0	0	0.0	0	0	0	0	0	0	0	0.0
at Tulane	01/04/19		DNP																					
at UConn	01/10/19		DNP																					
TULSA	01/12/19		1	0	0	.000	0	0	.000	0	0	.000	0	0	0	0.0	0	0	0	0	0	0	0	0.0
HOUSTON	01/16/19		DNP																					
at Memphis	01/19/19		DNP																					
TULANE	01/26/19		DNP																					
at Wichita St.	01/30/19		DNP																					
at Cincinnati	02/02/19		DNP																					
SOUTH FLA.	02/07/19		DNP																					
UCF	02/10/19		DNP																					
at Temple	02/13/19		DNP																					
UCONN	02/21/19		0	0	0	.000	0	0	.000	0	0	.000	0	0	0	0.0	0	0	0	0	0	0	0	0.0
at UCF	02/24/19		1	0	0	.000	0	0	.000	0	0	.000	0	0	0	0.0	0	0	0	0	0	0	0	0.0
CINCINNATI	02/27/19		DNP																					
WICHITA ST.	03/03/19		*	3	0	2	.000	0	1	.000	0	0	.000	0	0	0	0.0	0	0	0	0	0	0	0.0
at Houston	03/07/19		DNP																					
at USF	03/10/19		2	0	0	.000	0	0	.000	0	0	.000	0	0	0	0.0	0	0	1	0	0	0	0	0.0
vs Tulsa	03/14/19		DNP																					
vs Cincinnati	03/15/19		DNP																					
Totals			1	8	0	3	.000	0	2	.000	0	0	.000	0	0	0	0.0	0	0	1	0	0	0	0.0

Games played: 6
 Minutes/game: 1.3
 FG Pct: 0.0
 3FG Pct: 0.0

Assists/game: 0.2
 Assist/turnover ratio: 99.9

CAREER STATISTICS

Year	GP	GS	Min	Avg	FG	FGA	Pct	3FG	FGA	Pct	FT	FTA	Pct	Off	Def	Tot	Avg	PF	FO	Ast	TO	Blk	Stl	Pts	Avg
2016-17	12	0	17	1.4	3	6	.500	1	3	.333	0	0	.000	1	3	4	0.3	1	0	0	2	0	1	7	0.6
2017-18	20	0	38	1.9	1	5	.200	0	3	.000	0	2	.000	1	1	2	0.1	4	0	1	2	0	0	2	0.1
2018-19	6	1	8	1.3	0	3	.000	0	2	.000	0	0	.000	0	0	0	0.0	0	0	1	0	0	0	0	0.0
TOTAL	38	1	63	1.7	4	14	.286	1	8	.125	0	2	.000	2	4	6	0.2	5	0	2	4	0	1	9	0.2



24
EVERETT RAY
F, 6-7, 220, SO - 1L
Addison, Texas
Trinity Christian
Academy

2018-19 (Sophomore): Sat out recovering from foot injury.

2017-18 (Freshman): Played in 16 games... averaged 2.3 points and 2.7 rebounds... Missed last 14 games of the season with a right foot injury... **GAME HIGHLIGHTS:** Recorded first career double-double (12 points (5-5 FG, 1-1 3FG, 1-4 FT) and 10 rebounds) against UAPB 11/18...**AWARDS:** American Athletic Conference All-Academic Team.

2017 Summer Tour (Canada - Aug. 7-14): Averaged 3.3 points (5-10 FG), 10.3 rebounds and 1.0 assists... had 6 points and 17 rebounds in the final game vs. M.A.D.E. of the Crown League.


HIGHS	SEASON	AAC GAME	CONF. TOUR./POST
MINUTES	29, v Northern Iowa 11/22/17	11, USF 12/31/17	
FG	5, UAPB 11/18/17	1, USF 12/31/17	
FGA	5, UAPB 11/18/17	2, USF 12/31/17	
3FG	1, UAPB 11/18/17		
	1, v Northern Iowa 11/22/17		
3FGA	1, UAPB 11/18/17	1, at Tulane 1/4/18	
	1, v Northern Iowa 11/22/17		
FT	2, ULM 11/12/17	1, USF 12/31/17	
		1, at Tulane 1/4/18	
FTA	4, UAPB 11/18/17	2, USF 12/31/17	
		2, at Tulane 1/4/18	
REBOUNDS	10, UAPB 11/18/17	4, USF 12/31/17	
ASSISTS	2, UAPB 11/18/17	1, at [19/20] Cincinnati 1/7/18	
BLOCKS	1, UMBC 11/10/17		
STEALS	2, Northwestern St 11/15/17		
POINTS	12, UAPB 11/18/17	3, USF 12/31/17	
DOUBLE-DOUBLES	1 - UAPB 11/18/17 (12 pts, 10 rebs)		

2018-19 GAME-BY-GAME STATISTICS

Opponent	Date	GS	Min	FG	FGA	Pct	3FG	FGA	Pct	FT	FTA	Pct	Off	Def	Tot	Avg	PF	FO	A	TO	Blk	Stl	Pts	Avg
NORTHWESTERN ST.	11/08/18		DNP																					
SOUTHERN MISS.	11/11/18		DNP																					
WESTERN CAROLINA	11/14/18		DNP																					
LIPSCOMB	11/17/18		DNP																					
vs BRADLEY	11/20/18		DNP																					
vs WRIGHT STATE	11/21/18		DNP																					
LAMAR	11/27/18		DNP																					
MCNEESE	11/29/18		DNP																					
ORAL ROBERTS	12/02/18		DNP																					
TCU	12/05/18		DNP																					
at Georgetown	12/15/18		DNP																					
CORNELL	12/22/18		DNP																					
EAST CAROLINA	01/02/19		DNP																					
at Tulane	01/04/19		DNP																					
at UConn	01/10/19		DNP																					
TULSA	01/12/19		DNP																					
HOUSTON	01/16/19		DNP																					
at Memphis	01/19/19		DNP																					
TULANE	01/26/19		DNP																					
at Wichita St.	01/30/19		DNP																					
at Cincinnati	02/02/19		DNP																					
SOUTH FLA.	02/07/19		DNP																					
UCF	02/10/19		DNP																					
at Temple	02/13/19		DNP																					
UCONN	02/21/19		DNP																					
at UCF	02/24/19		DNP																					
CINCINNATI	02/27/19		DNP																					
WICHITA ST.	03/03/19		DNP																					
at Houston	03/07/19		DNP																					
at USF	03/10/19		DNP																					
vs Tulsa	03/14/19		DNP																					
vs Cincinnati	03/15/19		DNP																					

CAREER STATISTICS

Year	GP	GS	Min	Avg	FG	FGA	Pct	3FG	FGA	Pct	FT	FTA	Pct	Off	Def	Tot	Avg	PF	FO	Ast	TO	Blk	Stl	Pts	Avg
2017-18	16	0	160	10.0	14	22	.636	2	3	.667	6	20	.300	19	24	43	2.7	27	1	7	9	1	2	36	2.3



13
CJ WHITE
G, 6-5, 185, FR - HS
Little Rock,
Arkansas
Parkview HS

2018-19 (Freshman): Played in 24 games... Totaled 44 points and 40 rebounds... **GAME HIGHLIGHT:** Added 10 points, 4 rebounds and an assist in the win vs Western Carolina 11/14.

Prep: Was a guard at Parkview High School for Coach Alfred Flanigan... As a senior, he helped lead Parkview HS to the 5A State Championship, earning State Tournament MVP and First Team All-State honors... Averaged 16.1 points, 4.8 rebounds, 2.9 assists and 1.0 steals while hitting 40 percent from 3-point range during his final prep season.

HIGHS	SEASON	AAC GAME	CONF. TOUR/POST
MINUTES	31, at UCF 2/24/19	31, at UCF 2/24/19	
FG	3, W. Carolina 11/14/18	2, UCF 2/10/19	2, at UCF 2/24/19
FGA	8, W. Carolina 11/14/18	5, UCF 2/10/19	
3FG	2, W. Carolina 11/14/18 2, UCF 2/10/19 2, at UCF 2/24/19	2, UCF 2/10/19 2, at UCF 2/24/19	
3FGA	5, UCF 2/10/19	5, UCF 2/10/19	
FT	2, W. Carolina 11/14/18	1, USF 2/7/19 1, at UCF 2/24/19 1, Wichita St 3/3/19	
FTA	3, W. Carolina 11/14/18	2, USF 2/7/19 2, at UCF 2/24/19 2, Wichita St 3/3/19	
FREBOUNDS	8, Southern Miss 11/11/18	5, at UCF 2/24/19	
ASSISTS	3, Wichita St 3/3/19	3, Wichita St 3/3/19	
BLOCKS	1, Northwestern St 11/8/18 1, UCF 2/10/19	1, UCF 2/10/19	
STEALS	1, Southern Miss 11/11/18 1, Lipscomb 11/17/18 1, at UCF 2/24/19	1, at UCF 2/24/19	
POINTS	10, W. Carolina 11/14/18	7, at UCF 2/24/19	

2018-19 GAME-BY-GAME STATISTICS

Opponent	Date	GS	Min	FG	FGA	Pct	3FG	FGA	Pct	FT	FTA	Pct	Off	Def	Tot	Avg	PF	FO	A	TO	Blk	Stl	Pts	Avg
NORTHWESTERN ST.	11/08/18	13	1	5	.200	0	3	.000	0	1	1	1.0	0	1	1	1.0	0	0	2	0	1	0	2	2.0
SOUTHERN MISS	11/11/18	13	1	3	.333	1	3	.333	0	0	0	.000	2	6	8	4.5	2	0	2	1	0	1	3	2.5
WESTERN CAROLINA	11/14/18	21	3	8	.375	2	4	.500	2	3	.667	1	3	4	4.3	0	0	1	1	0	0	10	5.0	
LIPSCOMB	11/17/18	12	0	2	.000	0	1	.000	0	0	0	.000	0	1	1	3.5	0	0	1	0	0	1	0	3.8
vs BRADLEY	11/20/18	12	0	2	.000	0	2	.000	0	0	0	.000	0	0	0	2.8	1	0	1	1	0	0	0	3.0
vs WRIGHT STATE	11/21/18	17	1	3	.333	0	1	.000	0	0	0	.000	0	1	1	2.5	0	0	1	0	0	0	2	2.8
LAMAR	11/27/18	3	0	0	.000	0	0	.000	0	0	0	.000	0	0	0	2.1	0	0	0	2	0	0	0	2.4
MCNEESE	11/29/18	6	1	1	1.000	0	0	.000	1	1	1.000	0	1	1	2.0	0	0	2	0	0	0	0	3	2.5
ORAL ROBERTS	12/02/18	6	1	1	1.000	1	1	1.000	0	0	0	.000	0	1	1	1.9	0	0	2	0	0	0	3	2.6
TCU	12/05/18	1	0	0	.000	0	0	.000	0	0	0	.000	0	0	0	1.7	0	0	0	1	0	0	0	2.3
at Georgetown	12/15/18	DNP																						
CORNELL	12/22/18	9	1	2	.500	1	1	1.000	0	0	0	.000	0	2	2	1.7	1	0	0	0	0	0	3	2.4
EAST CAROLINA	01/02/19	3	0	0	.000	0	0	.000	0	0	0	.000	0	0	0	1.6	0	0	0	0	0	0	0	2.2
at Tulane	01/04/19	DNP																						
at UConn	01/10/19	2	0	0	.000	0	0	.000	0	0	0	.000	0	0	0	1.5	0	0	0	0	0	0	0	2.0
TULSA	01/12/19	2	0	2	.000	0	1	.000	0	0	0	.000	1	0	1	1.4	0	0	0	0	0	0	0	1.9
HOUSTON	01/16/19	12	0	2	.000	0	1	.000	0	0	0	.000	2	1	3	1.5	0	0	0	1	0	0	0	1.7
at Memphis	01/19/19	9	1	3	.333	1	3	.333	0	0	0	.000	0	1	1	1.5	2	0	1	4	0	0	3	1.8
TULANE	01/26/19	DNP																						
at Wichita St.	01/30/19	DNP																						
at Cincinnati	02/02/19	DNP																						
SOUTH FLA.	02/07/19	3	0	0	.000	0	0	.000	1	2	.500	0	1	1	1.5	0	0	0	0	0	0	0	1	1.8
UCF	02/10/19	26	2	5	.400	2	5	.400	0	0	0	.000	0	1	1	1.4	1	0	0	1	1	0	6	2.0
at Temple	02/13/19	20	0	2	.000	0	1	.000	0	0	0	.000	1	2	3	1.5	1	0	0	0	0	0	0	1.9
UCONN	02/21/19	6	0	0	.000	0	0	.000	0	0	0	.000	0	2	2	1.6	1	0	0	1	0	0	0	1.8
at UCF	02/24/19	31	2	4	.500	2	4	.500	1	2	.500	2	3	5	1.7	1	0	2	0	0	1	7	2.0	
CINCINNATI	02/27/19	6	0	1	.000	0	0	.000	0	0	0	.000	0	0	0	1.6	1	0	0	1	0	0	0	2.0
WICHITA ST.	03/03/19	18	0	2	.000	0	2	.000	1	2	.500	0	4	4	1.7	1	0	3	2	0	0	0	1	1.9
at Houston	03/07/19	DNP																						
at USF	03/10/19	DNP																						
vs Tulsa	03/14/19	DNP																						
vs Cincinnati	03/15/19	0	0	0	.000	0	0	.000	0	0	.000	0	0	0	0	1.7	0	0	0	0	0	0	0	1.8
Totals		0	251	14	48	.292	10	33	.303	6	10	.600	9	31	40	1.7	12	0	18	16	2	3	44	1.8

Games played: 24
 Minutes/game: 10.5
 Points/game: 1.8
 FG Pct: 29.2
 3FG Pct: 30.3
 FT Pct: 60.0

Rebounds/game: 1.7
 Assists/game: 0.8
 Turnovers/game: 0.7
 Assist/turnover ratio: 1.1
 Steals/game: 0.1
 Blocks/game: 0.1



33
JIMMY
WHITT JR.
G, 6-3, 175, JR - 1L
Columbia, Missouri
Hickman HS
Arkansas

2018-19 (Junior): C Played and started 30 of 32 games (DNP vs Wichita St 3/3 & at [12/12] Houston 3/7 - shoulder) ... Averaged 12.3 points (3rd SMU, 25th AAC), 6.4 rebounds (T-1st SMU, 8th AAC), 4.4 defensive rebounds (2nd SMU, 12th AAC), 2.1 offensive rebounds (1st SMU, 12th AAC), 4.0 assists (1st SMU, 9th AAC), 2.7 ast/to ratio (2nd AAC, 25th NCAA), 1.4 steals (1st SMU, 10th AAC)... only player in AAC rankings for points (30 ranked), rebounds (20 ranked), assists (15 ranked) and steals (15 ranked)... Was one of 26 in the nation with at least one triple-double, had 5 double-doubles... Had 20 games with double-digits, seven games with 8+ rebounds, 11 games with 5+ assists and 7 games with 3+ steals... **GAME HIGHLIGHTS:** Recorded career highs of 24 points and 12 FG made against [24/23] Cincinnati in the AAC Quarterfinal 3/15 ... Had 23 points against UCF 2/10 ... Notched 20 points with 6 assists and 6 rebounds against [21/17] Houston 1/16 ... Recorded fifth double-double of the season, third in a row (longest since Jordan Tolbert in 2015-16 Dec. 16,17,22) adding 10 points and 10 rebounds in win over Tulsa 1/12 ... had 20 points and 10 rebounds at UConn 1/10 ... then career-high 22 points (all in the first half, most in first half at SMU since 12/30/05) with 6 rebounds, 4 assists and 3 steals in the win vs Cornell 12/22... Had a triple-double of 12 points, 10 rebounds and a career-high 10 assists with 3 steals in the win vs McNeese 11/29 (first triple-double at SMU since 1999, 3rd player at SMU, 5th time in program history)...Had 18 points on 9-10 FGs, including the game-winner with 4.2 seconds left, in the 77-76 win vs Wright State 11/21 (also had 4 assists & 2 rebounds)... Tied then-career high of 20 points (8-13 FG) with 6 rebounds, 5 assists and a steal vs Lipscomb 11/17... **AWARDS:** AAC Weekly Honor Roll (Dec. 3, Dec. 24, Jan. 7, Jan. 14)... **SMU CAREER RECORDS:** 3.7 Assists Avg. (T-15th at SMU), 103 steals (23rd at SMU), 1.6 steals (T-7th at SMU).

2018 Summer: Played for USA East Coast on a trip to Italy August 3-9. Team went 2-2 on the trip, falling to the U-25 national teams from Italy and Germany while topping the U-25 "A" and "B" squads from the Netherlands. He played alongside SMU teammate Isiah Mike.

2018-19 GAME-BY-GAME STATISTICS

Opponent	Date	GS	Min	FG	FGA	Pct	3FG	FGA	Pct	FT	FTA	Pct	Off	Def	Tot	Avg	PF	FO	A	TO	Blk	Stl	Pts	Avg	
NORTHWESTERN ST.	11/08/18	*	38	7	12	.583	1	2	.500	4	5	.800	3	3	6	6.0	1	0	5	1	2	1	19	19.0	
SOUTHERN MISS	11/11/18	*	35	1	4	.250	0	2	.000	0	0	.000	2	4	6	6.0	2	0	3	1	1	0	2	10.5	
WESTERN CAROLINA	11/14/18	*	28	6	11	.545	0	0	.000	2	2	1.000	1	4	5	5.7	2	0	4	2	1	2	14	11.7	
LIPSCOMB	11/17/18	*	36	8	13	.615	0	0	.000	4	9	.444	4	2	6	5.8	5	1	5	3	0	1	20	13.8	
vs BRADLEY	11/20/18	*	35	4	11	.364	0	1	.000	4	6	.667	6	7	13	7.2	4	0	1	2	0	2	12	13.4	
vs WRIGHT STATE	11/21/18	*	32	9	10	.900	0	0	.000	0	0	.000	0	2	2	6.3	2	0	4	1	0	0	18	14.2	
LAMAR	11/27/18	*	23	0	4	.000	0	1	.000	1	2	.500	2	3	5	6.1	2	0	4	3	0	3	1	12.3	
MCNEESE	11/29/18	*	31	6	9	.667	0	2	.000	0	0	.000	1	9	10	6.6	0	10	1	0	3	12	12.3		
ORAL ROBERTS	12/02/18	*	32	4	9	.444	1	1	1.000	2	2	1.000	2	2	4	6.3	2	0	2	1	1	2	11	12.1	
TCU	12/05/18	*	36	2	12	.167	0	3	.000	5	8	.625	2	4	6	6.3	1	0	3	0	0	4	9	11.8	
at Georgetown	12/15/18	*	38	3	7	.429	0	0	.000	0	0	.000	2	4	6	6.3	4	0	5	0	0	0	6	11.3	
CORNELL	12/22/18	*	35	10	15	.667	0	0	.000	2	2	1.000	0	6	6	6.3	4	0	4	0	0	3	22	12.2	
EAST CAROLINA	01/02/19	*	31	7	8	.875	0	0	.000	3	5	.600	1	3	4	6.1	3	0	6	1	0	2	17	12.5	
at Tulane	01/04/19	*	35	4	13	.308	0	0	.000	3	6	.500	4	7	11	6.4	1	0	5	0	0	4	11	12.4	
at UConn	01/10/19	*	36	9	18	.500	0	0	.000	2	2	1.000	6	4	10	6.7	4	0	2	1	0	3	20	12.9	
TULSA	01/12/19	*	36	5	11	.455	0	1	.000	0	0	.000	2	8	10	6.9	2	0	4	1	0	1	10	12.8	
HOUSTON	01/16/19	*	39	9	11	.818	0	0	.000	2	2	1.000	0	6	6	6.8	3	0	6	1	0	0	20	13.2	
at Memphis	01/19/19	*	40	4	11	.364	1	3	.333	3	5	.600	2	4	6	6.8	1	0	3	2	3	1	12	13.1	
TULANE	01/26/19	*	38	2	7	.286	0	1	.000	3	8	.375	1	5	6	6.7	3	0	8	1	0	1	7	12.8	
at Wichita St.	01/30/19	*	40	6	10	.600	0	0	.000	0	0	.000	1	2	3	6.6	1	0	5	1	0	0	12	12.8	
at Cincinnati	02/02/19	*	40	6	16	.375	0	2	.000	0	0	.000	3	3	6	6.5	4	0	2	3	1	0	12	12.7	
SOUTH FLA.	02/07/19	*	37	3	9	.333	0	0	.000	0	0	.000	5	3	8	6.6	0	0	8	2	1	0	6	12.4	
UCF	02/10/19	*	40	11	19	.579	1	3	.333	0	2	.000	2	1	3	6.4	2	0	4	3	1	2	23	12.9	
at Temple	02/13/19	*	38	5	12	.417	0	1	.000	0	0	.000	3	4	7	6.5	1	0	1	2	0	1	10	12.8	
UCONN	02/21/19	*	34	3	10	.300	0	2	.000	2	3	.667	1	5	6	6.4	2	0	5	3	0	0	8	12.6	
at UCF	02/24/19	*	23	2	12	.167	0	3	.000	0	0	.000	3	4	7	6.5	4	0	1	1	0	0	4	12.2	
CINCINNATI	02/27/19	*	31	3	9	.333	0	0	.000	0	0	.000	0	9	9	6.6	2	0	2	2	1	1	6	12.0	
WICHITA ST.	03/03/19	DNP																							
at Houston	03/07/19	DNP																							
at USF	03/10/19	*	39	7	11	.636	0	0	.000	0	4	.000	0	4	4	6.5	4	0	2	1	0	3	14	12.1	
vs Tulsa	03/14/19	*	37	4	9	.444	0	0	.000	0	1	.000	1	4	5	6.4	2	0	3	3	1	1	8	11.9	
vs Cincinnati	03/15/19	*	40	12	19	.632	0	0	.000	0	0	.000	2	5	7	6.4	3	0	2	1	0	2	24	12.3	
Totals			30	1053	162	332	.488	4	28	.143	42	74	.568	62	131	193	6.4	71	1	119	44	13	43	370	12.3

Games played: 30
 Minutes/game: 35.1
 Points/game: 12.3
 FG Pct: 48.8
 3FG Pct: 14.3
 FT Pct: 56.8
 Rebounds/game: 6.4
 Assists/game: 4.0
 Turnovers/game: 1.5
 Assist/to ratio: 2.7
 Steals/game: 1.4
 Blocks/game: 0.4

CAREER STATISTICS

Year	GP	GS	Min	Avg	FG	FGA	Pct	3FG	FGA	Pct	FT	FTA	Pct	Off	Def	Tot	Avg	PF	FO	Ast	TO	Blk	Stl	Pts	Avg
2015-16*	32	10	550	17.2	75	194	.387	6	16	.375	38	48	.792	11	42	53	1.7	66	0	35	31	6	20	194	6.1
2016-17	Transfer																								
2017-18	33	33	1096	33.2	140	287	.488	6	21	.286	60	101	.594	50	121	171	5.2	76	1	114	54	16	60	346	10.5
2018-19	28	28	976	34.9	146	304	.480	4	28	.143	42	73	.575	59	122	181	6.5	66	1	114	40	12	40	338	12.1
TOTAL	61	61	2072	34.0	286	591	.484	10	49	.204	102	174	.586	109	243	352	5.8	142	2	228	94	28	100	684	11.2
All*	93	71	2622	28.2	361	785	.460	16	65	.246	140	222	.631	120	285	405	4.4	208	2	263	125	34	120	878	9.4

* Statistics from prior team/school

HIGHS	SEASON	CAREER	AAC GAME	CONF TOUR/POST
MINUTES	40, at Memphis 1/19/19 40, at Wichita St 1/30/19 40, at [rv/rv] Cincinnati 2/2/19 40, UCF 2/10/19 40, v[24/23]Cincinnati 3/15/19	40, 11 times	40, 10 times	40,[24/23]Cincinnati 3/15/19
FG	12, v[24/23]Cincinnati 3/15/19	12, v[24/23]Cincinnati 3/15/19	11, UCF 2/10/19	12,[24/23]Cincinnati 3/15/19
FGA	19, UCF 2/10/19 19, v[24/23]Cincinnati 3/15/19	19, UCF 2/10/19 19, v[24/23]Cincinnati 3/15/19	19, UCF 2/10/19	19,[24/23]Cincinnati 3/15/19
3FG	1, Northwestern St 11/8/18 1, Oral Roberts 12/2/18 1, at Memphis 1/19/19 1, UCF 2/10/19	2,(UA)Tennessee 2/6/16 2,(UA)LSU 2/23/16 2, at USF 3/4/18	2,(UA)Tennessee 2/6/16 2,(UA)LSU 2/23/16 2, at USF 3/4/18	1, vs Connecticut 3/8/18
3FGA	3, [rv/]TCU 12/5/18 3, at Memphis 1/19/19 3, UCF 2/10/19	6, at USF 3/4/18	6, at USF 3/4/18	2, vs Connecticut 3/8/18 2, v [8/8] Cincinnati 3/9/18
FT	5, [rv/]TCU 12/5/18	7, [13/12] Wichita St 2/24/18	7, [13/12] Wichita St 2/24/18	3, vs Connecticut 3/8/18
FTA	9, Lipscomb 11/17/18	9, Lipscomb 11/17/18	8, [13/12] Wichita St 2/24/18 8, Tulane 1/26/19	4, vs Connecticut 3/8/18
REBOUNDS	13, vs Bradley 11/20/18	13, at Tulsa 2/1/18 13, vs Bradley 11/20/18	13, at Tulsa 2/1/18	7,[24/23]Cincinnati 3/15/19
ASSISTS	10, McNeese 11/29/18	10, McNeese 11/29/18	8, Tulane 1/26/19 8, USF 2/7/19	3, vs Connecticut 3/8/18 3, vs Tulsa 3/14/19
BLOCKS	3, at Memphis 1/19/19	3, v Western Ky. 11/24/17 3, at Memphis 1/19/19	3, at Memphis 1/19/19	1, vs Tulsa 3/14/19
STEALS	4, [rv/]TCU 12/5/18 4, at Tulane 1/4/19	5, at Tulane 1/4/18 5, Tulane 1/20/18 5, Memphis 2/14/18	5, at Tulane 1/4/18 5, Tulane 1/20/18 5, Memphis 2/14/18	2, v[24/23]Cincinnati 3/15/19
POINTS	24, v[24/23]Cincinnati 3/15/19	24, v[24/23]Cincinnati 3/15/19	23, UCF 2/10/19	24, v[24/23]Cincinnati 3/15/19
DOUBLE-DOUBLES				
1 - vs Bradley 11/20/18 (12 pts, 13 rebs)		2 - McNeese 11/29/18 (12 pts, 10 rebs, 10 asts)		3 - at Tulane 1/4/19 (11 pts, 11 rebs)
4 - at Connecticut 1/10/19 (20 pts, 10 rebs)		5 - Tulsa 1/12/19 (10 pts, 10 rebs)		

2017-18 (Sophomore): Started all 33 games... 10.5 points, 5.2 rebounds (17th AAC), 3.5 assists (8th AAC) and 1.8 steals (3rd AAC)... 48.8 FG% (140-287, 14th AAC)... 2.1 ast/to ratio (3rd AAC)... 10+ points in 16 games... **GAME HIGHLIGHTS:** 16 points, 6 assists and 5 rebounds vs [13/12] Wichita State 2/24... Career-high 13 rebounds with 9 points, 3 assists, 2 blocks and 2 steals at Tulsa 2/1... Totaled 18 points (9-14 FG) and a career-high 5 steals (including 4 straight possessions) in the win vs Tulane 1/20... Had 16 points (8-9 FG), 4 rebounds, 3 steals and 2 assists in win vs [rv/rv] Boise State 12/18... Added 14 points, 4 rebounds and 3 steals in the win vs [14/18] USC 12/2... **AWARDS:** AAC Weekly Honor Roll (12/18, 1/29).

2017 Summer Tour (Canada - Aug. 7-14): 12.0 pts, 5.0 rebs, 2.7 asts & 2.3 stls while hitting 14-28 FGs (.500) and 2-3 on threes... Had 15 points, 8 rebounds, 4 assists and 3 steals in the finale vs. M.A.D.E. of the Crown League.

2016-17: Sat out due to NCAA transfer rules.

Jimmy Whitt Jr. - 31

SMU Career Assists Avg. - 3.5+ (min. 35 games)

1	9.0	Billy Allen (468/52), 1978-80
2	6.6	Butch Moore (828/125), 1982-86
3	5.6	Michael G. Jaccar (239/43), 1974-76
4	5.1	Nic Moore (508/100), 2013-16
5	4.8	Carl Wright (460/96), 1982-85
	4.8	Roderick Hampton (419/88), 1987-91
7	4.7	Zachary Thiel (363/78), 1971-74
8	4.4	Gerald Lewis (491/112), 1989-93
9	4.2	Kato Armstrong (403/95), 1985-89
10	4.0	Jeryl Sasser (469/117), 1997-01
11	3.9	Todd Alexander (45), 1987-89
	3.9	Shake Milton (337/87), 2015-18
13	3.8	Bryan Hopkins (396/105), 2002-06
	3.8	Jeremiah Samarrippas (250/66), 2010-12
15	3.7	Carlton McKinney (236/64), 1986-88
	3.7	Nick Russell (257/69), 2012-14
	3.7	Jimmy Whitt Jr., 2017-
18	3.6	Derek Williams (219/61), 2008-10
19	3.5	Troy Matthews (387/110), 1993-97

SMU Season Steals (50+) (Since 1976-77) (GP)

1	79	Gerald Lewis (Sr.), 1992-93 (27)
2	77	Carl Wright (So.), 1983-84 (33)
3	76	Carl Wright (Sr.), 1984-85 (33)
4	67	Willie Davis (Sr.), 1999-00 (30)
5	63	Gerald Lewis (Sr.), 1991-92 (28)
6	61	Bryan Hopkins (Fr.), 2002-03 (29)
	61	Carlton McKinney (Sr.), 1987-88 (35)
8	60	Jeryl Sasser (So.), 1998-99 (30)
	60	Jimmy Whitt (So.), 2017-18
10	59	Bryan Hopkins (Sr.), 2004-05 (25)
11	58	Kato Armstrong (Sr.), 1987-88 (35)
12	57	Markus Kennedy (So.), 2013-14 (37)
13	54	Jeryl Sasser (Sr.), 1999-00 (30)
	54	Jon Killen (Sr.), 2006-07 (31)
	54	Nic Moore (So.), 2013-14 (37)
16	53	Peter Lodwick (Sr.), 1976-77 (27)
	53	Roderick Hampton (Sr.), 1989-90 (28)
	53	Bryan Hopkins (So.), 2003-04 (29)
19	52	Bryan Hopkins (Sr.), 2005-06 (22)
	52	Terry Thomas (Sr.), 1987-88 (34)
	52	Carl Wright (Fr.), 1982-83 (30)
22	51	Stephen Woods (Sr.), 1999-00 (30)
23	50	Stephen Woods (Sr.), 1998-99 (27)
	50	Carlton McKinney (Sr.), 1986-87 (29)
	50	Sterling Brown (Sr.), 2016-17 (35)

SMU Career Steals - 100+

1	225	Bryan Hopkins, 2002-06
2	209	Gerald Lewis, 1989-93
3	205	Carl Wright, 1982-85
4	197	Jeryl Sasser, 1997-01
5	179	Stephen Woods, 1996-00
6	160	Willie Davis, 1997-01
7	153	Quinton Ross, 1999-03
8	144	Jon Killen (118), 2004-08
9	139	Sterling Brown (136), 2013-17
10	136	Jemeil Rich, 1994-97
	136	Nic Moore (100), 2013-16
12	130	Butch Moore, 1982-86
13	128	David Piehler, 1979-83
14	127	Roderick Hampton, 1987-91
15	126	Justin Isham, 2001-05
	126	Kato Armstrong, 1985-89
17	125	Phil Hale, 1976-80
18	123	Troy Matthews, 1993-97
19	112	Devon Pearson, 2003-07
20	111	Carlton McKinney, 1986-88
21	110	Markus Kennedy (89), 2013-16
22	109	Eric Castro, 2001-05
23	103	Jimmy Whitt Jr., 2017-
24	102	Tim Mason, 1989-93
	102	Ben Moore (135), 2013-17

SMU Season Steals Average (1.7+) (Since 1976-77)

1	2.9	Gerald Lewis (Sr.), 1992-93 (79/27)
2	2.4	Bryan Hopkins (Sr.), 2005-06 (52/22)
	2.4	Bryan Hopkins (Sr.), 2004-05 (59/25)
4	2.3	Carl Wright (So.), 1983-84 (77/33)
	2.3	Carl Wright (Sr.), 1984-85 (76/33)
	2.3	Gerald Lewis (Sr.), 1991-92 (63/28)
7	2.2	Willie Davis (Sr.), 1999-00 (67/30)
8	2.1	Bryan Hopkins (Fr.), 2002-03 (61/29)
9	2.0	Jeryl Sasser (So.), 1998-99 (60/30)
	2.0	Peter Lodwick (Sr.), 1976-77 (53/27)
11	1.9	Roderick Hampton (Sr.), 1989-90 (53/28)
	1.9	Stephen Woods (Sr.), 1998-99 (50/27)
13	1.8	Bryan Hopkins (So.), 2003-04 (53/29)
	1.8	Jeryl Sasser (Sr.), 1999-00 (54/30)
	1.8	Jimmy Whitt (So.), 2017-18 (60/30)
18	1.7	Carlton McKinney (Sr.), 1987-88 (61/35)
	1.7	Jemeil Rich (So.), 1994-95 (47/27)
	1.7	Carl Wright (Fr.), 1982-83 (52/30)
	1.7	Carlton McKinney (Sr.), 1986-87 (50/29)
	1.7	Stephen Woods (Sr.), 1999-00 (51/30)
	1.7	Kato Armstrong (Sr.), 1987-88 (58/35)
	1.7	Jemeil Rich (Sr.), 1996-97 (43/26)
	1.7	Jon Killen (Sr.), 2006-07 (54/31)

SMU Career Steals Avg. - 1.2+ (min. 35 games)

1	2.1	Bryan Hopkins (225/105), 2002-06
	2.1	Carl Wright (205/96), 1982-85
3	1.9	Gerald Lewis (209/112), 1989-93
4	1.7	Carlton McKinney (111/64), 1986-88
	1.7	Jeryl Sasser (197/117), 1997-01
	1.7	Jemeil Rich (136/81), 1994-97
7	1.6	Stephen Woods (179/112), 1996-00
	1.6	Jimmy Whitt Jr., 2017-
9	1.5	Willie Davis (160/109), 1997-01
	1.5	Paul McCoy (73/50), 2008-10
11	1.4	Roderick Hampton (127/88), 1987-91
	1.4	Todd Alexander (45), 1987-89
	1.4	Nic Moore (136/100), 2013-16
14	1.3	Kato Armstrong (126/95), 1985-89
	1.3	Quinton Ross (153/119), 1999-03
16	1.2	Phil Hale (107), 1976-80
	1.2	Jon Killen (144/118), 2004-08
	1.2	Jeremiah Samarrippas (78/66), 2010-12
	1.2	Nick Russell (86/69), 2012-14
	1.2	Markus Kennedy (110/89), 2013-16

SMU Career Minutes Avg. - 30.0+ (min. 35 games) (GP)

1	34.7	Shake Milton (3018/87), 2015-18
2	34.6	Jeryl Sasser (117), 1997-01
3	34.5	Carlton McKinney (64), 1986-88
4	34.4	Derek Williams (2099/61), 2008-10
5	34.2	Billy Allen (52), 1978-80
	34.2	Nick Russell (2362/69), 2012-14
7	34.1	Semi Ojeleye (1195/35), 2016-17
	34.1	Jimmy Whitt Jr., 2017-
9	33.9	Bryan Hopkins (105), 2002-06
10	33.7	Nic Moore (3366/100), 2013-16
11	33.0	David Piehler (112), 1979-83
12	32.9	Troy Matthews (110), 1993-97
13	32.6	Brad Branson (54), 1978-80
	32.6	Paul McCoy (1631/50), 2008-10
15	32.3	Jon Koncak (123), 1981-85
	32.3	Butch Moore (125), 1982-86
	32.2	Jahmal McMurray, 2017-
18	32.1	Larry Davis (122), 1981-85
19	32.0	Stephen Woods (112), 1996-00
20	31.3	Jeremiah Samarrippas (2066/66), 2010-12
21	31.1	Tim Mason (112), 1989-93
22	31.0	Derrick Roberts (3284/106), 2004-08
23	30.5	Quinton Ross (119), 1999-03
24	30.1	Mike Wilson (85), 1990-93
	30.1	Carl Wright (96), 1982-85
26	30.0	Jemeil Rich (81), 1994-97
	30.0	Willie Davis (109), 1997-01

SMU Triple-Doubles

Gerald Lewis at Baylor (2-3-1993) - 28 points, 12 rebounds & 12 assists
 Gerald Lewis vs. Baylor (3-3-1993) - 15 points, 11 rebounds & 10 assists
 Gerald Lewis vs. Texas (3-6-1993) - 13 points, 11 rebounds & 17 assists
 Jeryl Sasser vs. Lamar (11-23-1999) - 16 points, 10 rebounds & 10 assists
Jimmy Whitt Jr. vs McNeese (11-29-2018) - 12 points, 10 rebounds & 10 assists



22
LUKE WILFONG
G, 6-1, 170, SO - 1L
Memphis, Tennessee
Memphis University
School

2018-19 (Sophomore): Sat out the season.

2017-18 (Freshman): Played in 12 games...Had 5 points, a rebound and a steal... **GAME HIGHLIGHTS:** Hit a 3-pointer and had a steal in 2 minutes vs USF 12/31... **AWARDS:** American Athletic Conference All-Academic Team.

2017 Summer Tour (Canada - Aug. 7-14): Played in the finale vs. M.A.D.E. of the Crown League, recording a steal and a rebound.

HIGHS	SEASON	CAREER	AAC GAME	CONF. TOUR/POST
MINUTES		2, Northwestern St 11/15/17 2, USF 12/31/17 2, East Carolina 1/28/18	2, USF 12/31/17 2, East Carolina 1/28/18	
FG		1, [-/rv] Boise St 12/18/17 1, USF 12/31/17	1, USF 12/31/17	
FGA		1, [-/rv] Boise St 12/18/17 1, USF 12/31/17 1, USF 12/31/17 1, East Carolina 1/28/18 1, East Carolina 1/28/18	1, USF 12/31/17 1, East Carolina 1/28/18	
3FG				
3FGA				
FT				
FTA				
REBOUNDS		1, [-/rv] Boise St 12/18/17		
ASSISTS				
BLOCKS				
STEALS		1, USF 12/31/17	1, USF 12/31/17	
POINTS		3, USF 12/31/17	3, USF 12/31/17	

2018-19 GAME-BY-GAME STATISTICS

Opponent	Date	GS	Min	FG	FGA	Pct	3FG	FGA	Pct	FT	FTA	Pct	Off	Def	Tot	Avg	PF	FO	A	TO	Blk	Stl	Pts	Avg
NORTHWESTERN ST.	11/08/18		DNP																					
SOUTHERN MISS	11/11/18		DNP																					
WESTERN CAROLINA	11/14/18		DNP																					
LIPSCOMB	11/17/18		DNP																					
vs BRADLEY	11/20/18		DNP																					
vs WRIGHT STATE	11/21/18		DNP																					
LAMAR	11/27/18		DNP																					
MCNEESE	11/29/18		DNP																					
ORAL ROBERTS	12/02/18		DNP																					
TCU	12/05/18		DNP																					
at Georgetown	12/15/18		DNP																					
CORNELL	12/22/18		DNP																					
EAST CAROLINA	01/02/19		DNP																					
at Tulane	01/04/19		DNP																					
at UConn	01/10/19		DNP																					
TULSA	01/12/19		DNP																					
HOUSTON	01/16/19		DNP																					
at Memphis	01/19/19		DNP																					
TULANE	01/26/19		DNP																					
at Wichita St.	01/30/19		DNP																					
at Cincinnati	02/02/19		DNP																					
SOUTH FLA.	02/07/19		DNP																					
UCF	02/10/19		DNP																					
at Temple	02/13/19		DNP																					
UCONN	02/21/19		DNP																					
at UCF	02/24/19		DNP																					
CINCINNATI	02/27/19		DNP																					
WICHITA ST.	03/03/19		DNP																					
at Houston	03/07/19		DNP																					
at USF	03/10/19		DNP																					
vs Tulsa	03/14/19		DNP																					
vs Cincinnati	03/15/19		DNP																					

CAREER STATISTICS

Year	GP	GS	Min	Avg	FG	FGA	Pct	3FG	FGA	Pct	FT	FTA	Pct	Off	Def	Tot	Avg	PF	FO	Ast	TO	Blk	Stl	Pts	Avg
2017-18	12	0	13	1.1	2	3	.667	1	11.000	0	0	.000	1	0	1	0.1	1	0	0	0	0	0	1	5	0.4



21
JAHMAR YOUNG JR.
F, 6-9, 205, FR - HS
DeSoto, Texas
DeSoto HS

2018-19 (Freshman): Played in 22 games ... Totaled 12 points, 21 rebounds. **GAME HIGHLIGHT:** Had 2 points, 3 rebounds and a block in 9 minutes at Temple 2/13.

Prep: Jahmar Young, Jr. was a power forward for Coach Chris Dyer at DeSoto High School. As a junior, he averaged 10.5 points and 4.0 rebounds at Faith Family Academy. He played AAU for Urban DFW Elite and Coach Gregory Hartwell. The three-star signee is rated as high as No. 14 in Texas.

HIGHS	SEASON	AAC GAME	CONF. TOUR/POST
MINUTES	9, at Temple 2/13/19 9, at UCF 2/24/19	9, at Temple 2/13/19 9, at UCF 2/24/19	
FG	1, Northwestern St 11/8/18 1, McNeese 11/29/18 1, Cornell 12/22/18 1, at Temple 2/13/19	1, at Temple 2/13/19	
FGA	2, at Temple 2/13/19	2, at Temple 2/13/19	
3FG			
3FGA			
FT	1, W. Carolina 11/14/18 1, McNeese 11/29/18 1, at Memphis 1/19/19 1, at [12/12] Houston 3/7/19	1, at Memphis 1/19/19 1, at [12/12] Houston 3/7/19	
FTA	2, W. Carolina 11/14/18 2, at Memphis 1/19/19 2, at [12/12] Houston 3/7/19	2, at Memphis 1/19/19 2, at [12/12] Houston 3/7/19	
REBOUNDS	3, East Carolina 1/2/19 3, at Temple 2/13/19	3, East Carolina 1/2/19 3, at Temple 2/13/19	
ASSISTS	1, East Carolina 1/2/19 1, at Memphis 1/19/19	1, East Carolina 1/2/19 1, at Memphis 1/19/19	
BLOCKS	2, W. Carolina 11/14/18	1, East Carolina 1/2/19 1, Tulsa 1/12/19 1, at Temple 2/13/19 1, Connecticut 2/21/19 1, at UCF 2/24/19	
STEALS	1, McNeese 11/29/18 1, UCF 2/10/19	1, UCF 2/10/19	
POINTS	3, McNeese 11/29/18	2, at Temple 2/13/19	

2018-19 GAME-BY-GAME STATISTICS

Opponent	Date	GS	Min	FG	FGA	Pct	3FG	FGA	Pct	FT	FTA	Pct	Off	Def	Tot	Avg	PF	FO	A	TO	Blk	Stl	Pts	Avg	
NORTHWESTERN ST.	11/08/18		5	1	1	1.000	0	0	.000	0	0	1.000	0	2	2	2.0	0	0	0	0	0	0	2	2.0	
SOUTHERN MISS.	11/11/18		DNP																						
WESTERN CAROLINA	11/14/18		7	0	0	.000	0	0	.000	1	2	.500	1	0	1	1.5	3	0	0	0	2	0	1	1.5	
LIPSCOMB	11/17/18		3	0	0	.000	0	0	.000	0	0	.000	0	0	0	1.0	0	0	0	0	0	0	0	1.0	
vs BRADLEY	11/20/18		5	0	0	.000	0	0	.000	0	0	.000	0	1	1	1.0	1	0	0	0	0	0	0	0.8	
vs WRIGHT STATE	11/21/18		6	0	1	.000	0	0	.000	0	0	.000	0	1	1	1.0	0	0	0	0	0	0	0	0.6	
LAMAR	11/27/18		2	0	1	.000	0	0	.000	0	0	.000	0	0	0	0.8	0	0	0	0	0	0	0	0.5	
MCNEESE	11/29/18		4	1	1	1.000	0	0	.000	1	1	1.000	1	1	2	1.0	2	0	0	0	1	1	3	0.9	
ORAL ROBERTS	12/02/18		1	0	0	.000	0	0	.000	0	0	.000	0	0	0	0.9	0	0	0	0	0	0	0	0.8	
TCU	12/05/18		DNP																						
at Georgetown	12/15/18		1	0	0	.000	0	0	.000	0	0	.000	0	0	0	0.8	0	0	0	0	0	0	0	0.7	
CORNELL	12/22/18		6	1	1	1.000	0	0	.000	0	0	.000	0	2	2	0.9	0	0	0	0	0	0	2	0.8	
EAST CAROLINA	01/02/19		7	0	1	.000	0	0	.000	0	0	.000	2	1	3	1.1	2	0	1	3	1	0	0	0.7	
at Tulane	01/04/19		DNP																						
at UConn	01/10/19		DNP																						
TULSA	01/12/19		1	0	0	.000	0	0	.000	0	0	.000	0	0	0	1.0	0	0	0	0	1	0	0	0.7	
HOUSTON	01/16/19		DNP																						
at Memphis	01/19/19		4	0	0	.000	0	0	.000	1	2	.500	1	1	2	1.1	0	0	0	1	0	0	1	0.7	
TULANE	01/26/19		1	0	1	.000	0	0	.000	0	0	.000	0	0	0	1.0	0	0	0	0	0	0	0	0.6	
at Wichita St.	01/30/19		DNP																						
at Cincinnati	02/02/19		DNP																						
SOUTH FLA.	02/10/19		DNP																						
UCF	02/10/19		4	0	0	.000	0	0	.000	0	0	.000	0	1	1	1.0	0	0	0	0	1	1	0	0.6	
at Temple	02/13/19		9	1	2	.500	0	0	.000	0	0	.000	0	3	3	1.1	0	0	0	1	1	0	2	0.7	
UCONN	02/21/19		2	0	0	.000	0	0	.000	0	0	.000	1	0	1	1.1	0	0	0	1	1	0	0	0.6	
at UCF	02/24/19		9	0	0	.000	0	0	.000	0	0	.000	0	2	2	1.2	3	0	0	0	1	0	0	0.6	
CINCINNATI	02/27/19		1	0	0	.000	0	0	.000	0	0	.000	0	0	0	1.1	0	0	0	0	0	0	0	0.6	
WICHITA ST.	03/03/19		1	0	0	.000	0	0	.000	0	0	.000	0	0	0	1.1	1	0	0	0	0	0	0	0.6	
at Houston	03/07/19		2	0	0	.000	0	0	.000	1	2	.500	0	0	0	1.0	0	0	0	1	0	0	1	0.6	
at USF	03/10/19		4	0	0	.000	0	0	.000	0	0	.000	0	0	0	1.0	1	0	0	0	0	0	0	0.5	
vs Tulsa	03/14/19		DNP																						
vs Cincinnati	03/15/19		DNP																						
Totals			0	85	4	9	.444	0	0	.000	4	8	.500	6	15	21	1.0	13	0	1	7	8	2	12	0.5

Games played: 22
 Minutes/game: 3.9
 Points/game: 0.5
 FG Pct: 44.4
 FT Pct: 50.0

Rebounds/game: 1.0
 Assists/game: 0.0
 Turnovers/game: 0.3
 Assist/turnover ratio: 0.1
 Steals/game: 0.1
 Blocks/game: 0.4



**20
GRANT YOUNGKIN
G, 6-3, 190, JR - TR
Washington, D.C.
St. Alban's
Rice**

2018-19: Sat out due to NCAA transfer rules.

2017-18 (Sophomore at Rice): Saw only action of the season at Middle Tennessee (2/8), playing two minutes... AWARD: Conference USA Commissioner's Honor Roll.

2016-17 (Freshman at Rice): Played in five games ... averaged 0.4 rebounds ... saw first career action against Delaware State (11/23) ... grabbed two rebounds versus St. Edward's (12/15)...AWARD: Conference USA Commissioner's Honor Roll.

Prep: At St. Alban's School, he earned the Coaches Award as a senior...averaged 11.2 points, 6.0 assists and 5.0 rebounds...for his career, he averaged 10.1 points, 5.0 assists and 4.0 rebounds.

HIGHS	SEASON	CAREER	CONF. GAME	CONF. TOUR/POST
MINUTES		3 (RU), St. Edward's 12/15/16	1 (RU), North Texas 1/14/17	
FG				
FGA		3 (RU), St. Edward's 12/15/16		
3FG				
3FGA				
FT				
FTA				
REBOUNDS		3 (RU), St. Edward's 12/15/16		
ASSISTS				
BLOCKS				
STEALS				
POINTS				

2018-19 GAME-BY-GAME STATISTICS

Opponent Date GS Min FG FGA Pct 3FG FGA Pct FT FTA Pct Off Def Tot Avg PF FO A TO Blk Stl Pts Avg

CAREER STATISTICS

Year	GP	GS	Min	Avg	FG	FGA	Pct	3FG	FGA	Pct	FT	FTA	Pct	Off	Def	Tot	Avg	PF	FO	Ast	TO	Blk	Stl	Pts	Avg
2016-17*	5	0	8	1.6	0	5	.000	0	0	.000	0	0	.000	2	0	2	0.4	0	0	0	0	0	0	0	0.0
2017-18*	1	0	2	2.0	0	1	.000	0	0	.000	0	0	.000	0	0	0	0.0	0	0	0	0	0	0	0	0.0
All*	6	0	10	1.7	0	6	.000	0	0	.000	0	0	.000	2	0	2	0.3	0	0	0	0	0	0	0	0.0

* Statistics from prior team/school

2018-19 Individual Levels

	18-19	Tot	SCORING - Season										REBOUNDING - Season										Double-Doubles							
			GP	GP	10+	15+	20+	25+	30+	35+	Career	10+	15+	20+	25+	30+	35+	8+	10+	12+	14+	16+	Career	8+	10+	12+	14+	16+	Season	Career
0 Sr. Jahmal McMurray	32	90	27	23	12	7	1			74	55	26	11	3																
1 Jr. Feron Hunt	32	32	10	1					10	1						10	2	2	1			10	2	2	1		1	1		
3 Fr. William Douglas	25	58							1																					
5 Sr. Nat Dixon	31	92	5						29	14	6	1	1								1									
10 Sr. Jarrey Foster	16	99	3						33	16						1					13	2	1					1		
12 Jr. James Pyle	6	38																												
13 Fr. CJ White	24	24	1						1							1					1									
15 So. Isiaha Mike	32	64	19	10	2	1			37	20	6	1				5	2				13	5	1			2	4			
20 Jr. Grant Youngkin		6																												
21 Fr. Jahmar Young Jr.	22	22																												
22 So. Luke Wilfong		12																												
24 So. Everett Ray		16							1												1	1							1	
25 So. Ethan Chargois	32	63	22	10	3	1			35	19	6	1				13	4	2			16	4				4	4			
33 Jr. Jimmy Whitt Jr.	30	95	20	9	6				45	18	7					7	5	1			12	7	2			5	5			

	17-18	Tot	ASSISTS - Season						STEALS - Season						BLOCKS - Season														
			GP	GP	5+	7+	10+	Career	5+	7+	10+	Career	3+	4+	5+	6+	Career	2+	3+	4+	5+	6+	Career	2+	3+	4+	5+	6+	
0 Sr. Jahmal McMurray	32	90	3	1			7	1			1				2														
1 Jr. Feron Hunt	32	32																											
3 Fr. William Douglas	25	58													3														
5 Sr. Nat Dixon	31	92	1				2				2				2														
10 Sr. Jarrey Foster	16	99					6	1																					
12 Jr. James Pyle	6	38																											
13 Fr. CJ White	24	24																											
15 So. Isiaha Mike	32	64	1				2				2				5														
20 Jr. Grant Youngkin		6																											
21 Fr. Jahmar Young Jr.	22	22																											
22 So. Luke Wilfong		12																											
24 So. Everett Ray		16																											
25 So. Ethan Chargois	32	63	1				1				2				4														
33 Jr. Jimmy Whitt Jr.	30	95	11	3	1		20	6	1		7	2			15	6	3												

Games as Category Leader
Overall/Career (at SMU only)

	17-18	Tot	SCORING		REBOUNDS		ASSISTS		STEALS		BLOCKS	
			Season	Career	Season	Career	Season	Career	Season	Career	Season	Career
0 Sr. Jahmal McMurray	32	90	17	26			7	9	6	8	1	2
1 Jr. Feron Hunt	32	32	1	1	10	10	1	1	7	7	12	12
3 Fr. William Douglas	25	58				1		1	6			2
5 Sr. Nat Dixon	31	92					3	3	3	3		
10 Sr. Jarrey Foster	16	99		6		9		2	8		7	30
12 Jr. James Pyle	6	38										
13 Fr. CJ White	24	24			1	1	2	2	1	1	1	1
15 So. Isiaha Mike	32	64	2	2	7	7	4	4	11	11	16	16
20 Jr. Grant Youngkin		6										
21 Fr. Jahmar Young Jr.	22	22									3	3
22 So. Luke Wilfong		12										
24 So. Everett Ray		16				1				1		
25 So. Ethan Chargois	32	63	5	9	11	17	4	6	7	10	7	15
33 Jr. Jimmy Whitt Jr.	30	95	7	11	8	16	18	35	13	29	4	12

SMU - INDIVIDUAL GAME HIGHS

Points	34 McMURRAY, Jahmal vs Western Caro. (11/14/18)
	29 McMURRAY, Jahmal vs Tulane (01/26/19)
	27 McMURRAY, Jahmal vs Tulsa (03/14/19)
	27 McMURRAY, Jahmal vs Cincinnati (02/27/19)
	27 McMURRAY, Jahmal vs Wright St. (11/21/18)
Field Goals Made	14 McMURRAY, Jahmal vs Western Caro. (11/14/18)
	12 WHITT JR., Jimmy vs Cincinnati (03/15/19)
Field Goal Att.	22 McMURRAY, Jahmal vs Cincinnati (02/27/19)
	22 McMURRAY, Jahmal vs TCU (12/05/18)
FG Pct (min 5 made)	.900 (9-10) WHITT JR., Jimmy vs Wright St. (11/21/18)
	.875 (7-8) WHITT JR., Jimmy vs East Carolina (01/02/19)
3-Point FG Made	7 McMURRAY, Jahmal vs Wright St. (11/21/18)
	6 McMURRAY, Jahmal vs Cincinnati (02/27/19)
	6 McMURRAY, Jahmal vs Tulsa (01/12/19)
3-Point FG Att.	14 McMURRAY, Jahmal vs Cincinnati (02/27/19)
	11 MIKE, Isiaha vs UCF (02/10/19)
	11 McMURRAY, Jahmal at Cincinnati (02/02/19)
	11 McMURRAY, Jahmal vs Tulsa (01/12/19)
	11 McMURRAY, Jahmal vs East Carolina (01/02/19)
	11 McMURRAY, Jahmal vs TCU (12/05/18)
	11 McMURRAY, Jahmal vs Wright St. (11/21/18)
3-Pt FG Pct (min 2 made)	1.000 (5-5) MIKE, Isiaha vs Tulane (01/26/19)
	1.000 (2-2) CHARGOIS, Ethan at USF (03/10/19)
	1.000 (2-2) CHARGOIS, Ethan vs UConn (02/21/19)
	1.000 (2-2) HUNT, Feron vs Cornell (12/22/18)
Free Throws Made	9 McMURRAY, Jahmal vs Tulsa (03/14/19)
	9 MIKE, Isiaha at Georgetown (12/15/18)
Free Throw Att.	13 MIKE, Isiaha at Georgetown (12/15/18)
	11 McMURRAY, Jahmal vs Tulsa (03/14/19)
FT Pct (min 3 made)	1.000 (7-7) CHARGOIS, Ethan at Houston (03/07/19)
	1.000 (6-6) DIXON, Nat vs Tulane (01/26/19)
	1.000 (5-5) FOSTER, Jarrey vs Tulsa (03/14/19)
	1.000 (5-5) CHARGOIS, Ethan vs UCF (02/10/19)
	1.000 (4-4) HUNT, Feron vs Wichita St. (03/03/19)
	1.000 (4-4) MIKE, Isiaha vs UConn (02/21/19)
	1.000 (4-4) McMURRAY, Jahmal vs South Fla. (02/07/19)
	1.000 (4-4) MIKE, Isiaha at Wichita St. (01/30/19)
	1.000 (4-4) McMURRAY, Jahmal vs Tulane (01/26/19)
	1.000 (4-4) McMURRAY, Jahmal vs Houston (01/16/19)
	1.000 (4-4) McMURRAY, Jahmal at UConn (01/10/19)
	1.000 (4-4) FOSTER, Jarrey at UConn (01/10/19)
	1.000 (4-4) DIXON, Nat at Tulane (01/04/19)
	1.000 (4-4) HUNT, Feron vs East Carolina (01/02/19)
	1.000 (3-3) CHARGOIS, Ethan at Tulane (01/04/19)
Rebounds	14 HUNT, Feron at USF (03/10/19)
	13 WHITT JR., Jimmy vs Bradley (11/20/18)
Assists	10 WHITT JR., Jimmy vs McNeese (11/29/18)
	9 McMURRAY, Jahmal vs Lamar University (11/27/18)
Steals	4 WHITT JR., Jimmy at Tulane (01/04/19)
	4 WHITT JR., Jimmy vs TCU (12/05/18)
Blocked Shots	4 HUNT, Feron vs Cincinnati (02/27/19)
	3 MIKE, Isiaha vs Cincinnati (02/27/19)
	3 MIKE, Isiaha vs UConn (02/21/19)
	3 MIKE, Isiaha vs UCF (02/10/19)
	3 HUNT, Feron at Wichita St. (01/30/19)
	3 WHITT JR., Jimmy at Memphis (01/19/19)
	3 HUNT, Feron vs Tulsa (01/12/19)
Turnovers	5 CHARGOIS, Ethan at Georgetown (12/15/18)
	5 FOSTER, Jarrey vs TCU (12/05/18)
Fouls	5 McMURRAY, Jahmal at Houston (03/07/19)
	5 CHARGOIS, Ethan at Wichita St. (01/30/19)
	5 CHARGOIS, Ethan vs Tulane (01/26/19)
	5 MIKE, Isiaha at Memphis (01/19/19)
	5 HUNT, Feron vs Lamar University (11/27/18)
	5 WHITT JR., Jimmy vs Lipscomb (11/17/18)
	5 MIKE, Isiaha vs Northwestern St. (11/08/18)
Minutes	40 WHITT JR., Jimmy vs Cincinnati (03/15/19)
	40 MIKE, Isiaha at Houston (03/07/19)
	40 WHITT JR., Jimmy vs UCF (02/10/19)
	40 WHITT JR., Jimmy at Cincinnati (02/02/19)
	40 WHITT JR., Jimmy at Wichita St. (01/30/19)
	40 WHITT JR., Jimmy at Memphis (01/19/19)

OPPONENT INDIVIDUAL GAME HIGHS

Points	34 Kameron Gibson vs Western Caro. (11/14/18)
	28 Shizz Alston, Jr. at Temple (02/13/19)
	26 Jarron Cumberland vs Cincinnati (03/15/19)
	26 Aubrey Dawkins vs UCF (02/10/19)
	24 Jarron Cumberland at Cincinnati (02/02/19)
	24 Ishmael Lane vs Northwestern St. (11/08/18)
Field Goals Made	12 Kameron Gibson vs Western Caro. (11/14/18)
	11 Tacko Fall at UCF (02/24/19)
Field Goal Att.	20 Jarron Cumberland vs Cincinnati (03/15/19)
	19 Shizz Alston, Jr. at Temple (02/13/19)
FG Pct (min 5 made)	1.000 (6-6) Justin Jenifer vs Cincinnati (03/15/19)
	.875 (7-8) Brearon Brady at Houston (03/07/19)
3-Point FG Made	8 Kameron Gibson vs Western Caro. (11/14/18)
	6 Armoni Brooks at Houston (03/07/19)
	6 Kareem Brewton at Memphis (01/19/19)
3-Point FG Att.	12 Nick Garth vs Lamar University (11/27/18)
	11 Corey Davis Jr. at Houston (03/07/19)
	11 Tyler Harris at Memphis (01/19/19)
	11 Kareem Brewton at Memphis (01/19/19)
	11 Kameron Gibson vs Western Caro. (11/14/18)
3-Pt FG Pct (min 2 made)	1.000 (5-5) Justin Jenifer vs Cincinnati (03/15/19)
	1.000 (4-4) Tyree Griffin vs Southern Miss. (11/11/18)
	1.000 (3-3) Jordan Cornish vs Tulane (01/26/19)
	1.000 (3-3) Alan Vest vs Wright St. (11/21/18)
	1.000 (2-2) Moses Wood vs Tulane (01/26/19)
Free Throws Made	10 Matt Morgan vs Cornell (12/22/18)
	10 James Akinjo at Georgetown (12/15/18)
Free Throw Att.	12 Matt Morgan vs Cornell (12/22/18)
	11 COLLINS, David at USF (03/10/19)
	11 James Akinjo at Georgetown (12/15/18)
FT Pct (min 3 made)	1.000 (8-8) T.J. Atwood vs Lamar University (11/27/18)
	1.000 (6-6) Alterique Gilbert at UConn (01/10/19)
	1.000 (6-6) Eli Pepper vs Lipscomb (11/17/18)
	1.000 (6-6) Nathan Moran vs Lipscomb (11/17/18)
	1.000 (5-5) Shizz Alston, Jr. at Temple (02/13/19)
	1.000 (5-5) Garrison Mathews vs Lipscomb (11/17/18)
	1.000 (4-4) DURR, Michael at USF (03/10/19)
	1.000 (4-4) Keith Williams vs Cincinnati (02/27/19)
	1.000 (4-4) Collin Smith vs UCF (02/10/19)
	1.000 (4-4) Erik Stevenson at Wichita St. (01/30/19)
	1.000 (4-4) Caleb Daniels at Tulane (01/04/19)
	1.000 (4-4) Nate Kennell vs Bradley (11/20/18)
	1.000 (3-3) Daquann Jeffries vs Tulsa (03/14/19)
	1.000 (3-3) Asbjorn Midtgaard vs Wichita St. (03/03/19)
	1.000 (3-3) Lawson Korita vs Tulsa (01/12/19)
	1.000 (3-3) C. J. Jones vs Northwestern St. (11/08/18)
Rebounds	20 Tacko Fall at UCF (02/24/19)
	15 Samir Sehic at Tulane (01/04/19)
Assists	11 Jeremiah Martin at Memphis (01/19/19)
	9 Laquincy Rideau vs South Fla. (02/07/19)
Steals	4 T.J. Atwood vs Lamar University (11/27/18)
	3 Quinton Rose at Temple (02/13/19)
	3 David Collins vs South Fla. (02/07/19)
	3 Caleb Daniels vs Tulane (01/26/19)
	3 Kareem Brewton at Memphis (01/19/19)
	3 Tyler Foster vs East Carolina (01/02/19)
	3 Parker Ernsthansen vs Wright St. (11/21/18)
Blocked Shots	5 Jaime Echenique at Wichita St. (01/30/19)
	3 Nysier Brooks vs Cincinnati (02/27/19)
	3 Sidney Wilson at UConn (01/10/19)
Turnovers	7 Matt Halvorsen vs Western Caro. (11/14/18)
	6 Josh Warren vs Cornell (12/22/18)
	6 Jordan Hunter vs Lamar University (11/27/18)
Fouls	5 Mayan Kiir vs South Fla. (02/07/19)
	5 Elijah Joiner vs Tulsa (01/12/19)

SMU - TEAM GAME HIGHS

POINTS	98	WESTERN CARO. (11/14/18)
	91	MCNEESE (11/29/18)
	85	TULANE (01/26/19)
	83	at Wichita St. (01/30/19)
FIELD GOALS MADE	82	EAST CAROLINA (01/02/19)
	37	WESTERN CARO. (11/14/18)
FIELD GOAL ATTEMPTS	35	MCNEESE (11/29/18)
	70	at Temple (02/13/19)
	69	at UCF (02/24/19)
FIELD GOAL PERCENTAGE	.580 (29-50)	at USF (03/10/19)
	.571 (28-49)	UCONN (02/21/19)
3 PT FIELD GOALS MADE	13	TULSA (01/12/19)
	12	TULANE (01/26/19)
	12	SOUTHERN MISS. (11/11/18)
3 PT FG ATTEMPTS	37	UCF (02/10/19)
	36	NORTHWESTERN ST. (11/08/18)
3 PT FG PERCENTAGE	.533 (8-15)	UCONN (02/21/19)
	.526 (10-19)	at Houston (03/07/19)
FREE THROWS MADE	21	at Houston (03/07/19)
	19	at Tulane (01/04/19)
FREE THROW ATTEMPTS	26	at Houston (03/07/19)
	26	at Tulane (01/04/19)
FREE THROW PERCENTAGE	.938 (15-16)	at UConn (01/10/19)
	.917 (11-12)	HOUSTON (01/16/19)
REBOUNDS	45	EAST CAROLINA (01/02/19)
	44	TULSA (01/12/19)
	44	NORTHWESTERN ST. (11/08/18)
ASSISTS	24	MCNEESE (11/29/18)
	23	LAMAR UNIVERSITY (11/27/18)
STEALS	11	WESTERN CARO. (11/14/18)
	10	MCNEESE (11/29/18)
	10	NORTHWESTERN ST. (11/08/18)
BLOCKED SHOTS	10	CINCINNATI (02/27/19)
	8	UCONN (02/21/19)
TURNOVERS	21	at Memphis (01/19/19)
	16	UCONN (02/21/19)
	16	LIPSCOMB (11/17/18)
FOULS	23	vs Bradley (11/20/18)
	22	at UConn (01/10/19)
	22	LIPSCOMB (11/17/18)

Opponent - GAME HIGHS

POINTS	95	at UCF (02/24/19)
	90	at Houston (03/07/19)
	85	at Wichita St. (01/30/19)
	83	at Memphis (01/19/19)
	82	vs Cincinnati (03/15/19)
FIELD GOALS MADE	82	at Temple (02/13/19)
	34	at Houston (03/07/19)
FIELD GOAL ATTEMPTS	34	at UCF (02/24/19)
	75	at Temple (02/13/19)
	73	at Memphis (01/19/19)
FIELD GOAL PERCENTAGE	.531 (34-64)	at Houston (03/07/19)
	.524 (22-42)	at UConn (01/10/19)
3 PT FIELD GOALS MADE	14	vs Wright St. (11/21/18)
	13	WESTERN CARO. (11/14/18)
	13	SOUTHERN MISS. (11/11/18)
3 PT FG ATTEMPTS	34	at Memphis (01/19/19)
	33	vs Tulsa (03/14/19)
3 PT FG PERCENTAGE	.542 (13-24)	SOUTHERN MISS. (11/11/18)
	.519 (14-27)	vs Wright St. (11/21/18)
FREE THROWS MADE	23	at USF (03/10/19)
	23	at UConn (01/10/19)
	23	at Georgetown (12/15/18)
FREE THROW ATTEMPTS	32	at USF (03/10/19)
	31	at UConn (01/10/19)
FREE THROW PERCENTAGE	.933 (14-15)	CINCINNATI (02/27/19)
	.923 (12-13)	UCF (02/10/19)
REBOUNDS	58	at UCF (02/24/19)
	50	CINCINNATI (02/27/19)
ASSISTS	24	at Memphis (01/19/19)
	21	vs Tulsa (03/14/19)
	21	at Temple (02/13/19)
	21	vs Wright St. (11/21/18)
	21	LIPSCOMB (11/17/18)
STEALS	10	at Memphis (01/19/19)
	9	LAMAR UNIVERSITY (11/27/18)
BLOCKED SHOTS	6	SOUTHERN MISS. (11/11/18)
	5	at Wichita St. (01/30/19)
	5	TCU (12/05/18)
	5	vs Bradley (11/20/18)
TURNOVERS	22	WESTERN CARO. (11/14/18)
	18	NORTHWESTERN ST. (11/08/18)
FOULS	23	EAST CAROLINA (01/02/19)
	20	NORTHWESTERN ST. (11/08/18)

SMU - GAME LOWS

POINTS	48	at UCF (02/24/19)
	49	CINCINNATI (02/27/19)
	55	WICHITA ST. (03/03/19)
	58	HOUSTON (01/16/19)
	59	TCU (12/05/18)
FIELD GOALS MADE	17	at UCF (02/24/19)
	19	vs Bradley (11/20/18)
	19	WICHITA ST. (03/03/19)
FIELD GOAL ATTEMPTS	46	at Houston (03/07/19)
	49	UCONN (02/21/19)
FIELD GOAL PERCENTAGE	.246 (17-69)	at UCF (02/24/19)
	.348 (23-66)	at UConn (01/10/19)
3 PT FIELD GOALS MADE	3	at UConn (01/10/19)
	3	WICHITA ST. (03/03/19)
3 PT FG ATTEMPTS	14	at USF (03/10/19)
	15	UCONN (02/21/19)
3 PT FG PERCENTAGE	.115 (3-26)	WICHITA ST. (03/03/19)
	.130 (3-23)	at UConn (01/10/19)
FREE THROWS MADE	2	CINCINNATI (02/27/19)
	5	UCF (02/10/19)
FREE THROW ATTEMPTS	3	CINCINNATI (02/27/19)
	8	vs Wright St. (11/21/18)
	8	at Temple (02/13/19)
FREE THROW PERCENTAGE	.500 (5-10)	UCF (02/10/19)
	.545 (6-11)	at Cincinnati (02/02/19)
REBOUNDS	25	at Houston (03/07/19)
	26	vs Wright St. (11/21/18)
ASSISTS	6	vs Bradley (11/20/18)
	6	at UCF (02/24/19)
STEALS	0	HOUSTON (01/16/19)
	2	at Wichita St. (01/30/19)
	2	CINCINNATI (02/27/19)
	2	WICHITA ST. (03/03/19)
BLOCKED SHOTS	0	at Houston (03/07/19)
	1	vs Bradley (11/20), CORNELL (12/22)
	1	at UConn (01/10/19)
TURNOVERS	4	at UCF (02/24/19)
	6	MCNEESE (11/29/18)
	6	CORNELL (12/22/18)
	6	at Wichita St. (01/30/19)
FOULS	11	ORAL ROBERTS (12/02/18)
	11	SOUTH FLA. (02/07/19)

Opponent - GAME LOWS

POINTS	52	CINCINNATI (02/27/19)
	53	CORNELL (12/22/18)
	54	EAST CAROLINA (01/02/19)
	57	TULSA (01/12/19)
	58	NORTHWESTERN ST. (11/08/18)
FIELD GOALS MADE	17	CINCINNATI (02/27/19)
	18	NORTHWESTERN ST. (11/08/18)
	18	CORNELL (12/22/18)
FIELD GOAL ATTEMPTS	42	at UConn (01/10/19)
	46	NORTHWESTERN ST. (11/08/18)
FIELD GOAL PERCENTAGE	.266 (17-64)	CINCINNATI (02/27/19)
	.300 (21-70)	UCONN (02/21/19)
3 PT FIELD GOALS MADE	3	EAST CAROLINA (01/02/19)
	4	MCNEESE (11/29/18)
	4	at Georgetown (12/15/18)
	4	CINCINNATI (02/27/19)
3 PT FG ATTEMPTS	15	EAST CAROLINA (01/02/19)
	16	UCF (02/10/19)
3 PT FG PERCENTAGE	.190 (4-21)	CINCINNATI (02/27/19)
	.200 (3-15)	EAST CAROLINA (01/02/19)
FREE THROWS MADE	4	vs Wright St. (11/21/18)
	4	SOUTH FLA. (02/07/19)
FREE THROW ATTEMPTS	5	SOUTH FLA. (02/07/19)
	8	vs Wright St. (11/21/18)
	8	ORAL ROBERTS (12/02/18)
	8	at Memphis (01/19/19)
FREE THROW PERCENTAGE	.500 (4-8)	vs Wright St. (11/21/18)
	.538 (7-13)	UCONN (02/21/19)
REBOUNDS	23	WESTERN CARO. (11/14/18)
	23	MCNEESE (11/29/18)
ASSISTS	9	vs Bradley (11/20/18)
	9	at UConn (01/10/19)
STEALS	1	at Wichita St. (01/30/19)
	2	MCNEESE (11/29), CORNELL (12/22)
	2	at Cincinnati (02/02), at UCF (02/24)
BLOCKED SHOTS	1	LIPSCOMB (11/17), Wright St. (11/21)
	1	CORNELL (12/22), TULANE (01/26)
	1	at Cincinnati (02/02), at Temple (02/13)
	1	at USF (03/10)
TURNOVERS	4	HOUSTON (01/16/19)
	5	at Wichita St. (01/30/19)
	5	at Temple (02/13/19)
	8	vs Wright St. (11/21/18)
FOULS	10	at Cincinnati (02/02/19)

SMU When...	2018-19			Conference			Under Jankovich			Conference		
	W	L	Pct	W	L	Pct	W	L	Pct	W	L	Pct
Record	15	17	0.469	6	12	0.333	71	38	0.651	29	25	0.537
Home	10	8	0.556	4	5	0.444	48	13	0.787	17	10	0.630
Road	3	7	0.300	2	7	0.222	15	18	0.455	12	15	0.444
Neutral	2	2	0.500	0	0	#DIV/0!	8	7	0.533	0	0	#DIV/0!
Overtime	0	0	#DIV/0!	0	0	#DIV/0!	0	0	#DIV/0!	0	0	#DIV/0!
Leads at half	13	5	0.722	5	2	0.714	60	10	0.857	25	5	0.833
Trails at half	2	11	0.154	1	9	0.100	10	27	0.270	3	19	0.136
Tied at half	0	1	0.000	0	1	0.000	1	1	0.500	1	1	0.500
Leads with 5:00 left in 2nd half	13	0	1.000	5	0	1.000	65	3	0.956	27	1	0.964
Trails with 5:00 left in 2nd half	0	16	0.000	0	12	0.000	2	34	0.056	0	24	0.000
Tied with 5:00 left in 2nd half	1	1	0.500	0	0	#DIV/0!	3	1	0.750	1	0	1.000
Scores 70+	14	5	0.737	6	3	0.667	61	9	0.871	22	5	0.815
Scores 80+	6	1	0.857	2	1	0.667	31	2	0.939	11	1	0.917
Scores 90+	2	0	1.000	0	0	#DIV/0!	9	0	1.000	2	0	1.000
Scores 100+	0	0	#DIV/0!	0	0	#DIV/0!	2	0	1.000	0	0	#DIV/0!
Opp. Scores 70+	4	12	0.250	2	8	0.200	12	22	0.353	5	14	0.263
Opp. Scores 80+	0	6	0.000	0	5	0.000	0	8	0.000	0	6	0.000
Opp. Scores 90+	0	2	0.000	0	2	0.000	0	3	0.000	0	2	0.000
Opp. Scores 100+	0	0	#DIV/0!	0	0	#DIV/0!	0	0	#DIV/0!	0	0	#DIV/0!
Scores less than 60	0	5	0.000	0	4	0.000	3	15	0.167	2	11	0.154
Scores less than 70	1	12	0.077	0	9	0.000	10	29	0.256	7	20	0.259
Opp. Scores less than 60	6	1	0.857	3	1	0.750	32	1	0.970	13	2	0.867
Opp. Scores less than 70	10	5	0.667	4	4	0.500	58	16	0.784	24	11	0.686
Margin is 3 pts or less	1	2	0.333	0	3	0.000	2	9	0.182	0	7	0.000
Margin is 5 pts or less	1	3	0.250	0	4	0.000	9	11	0.450	5	8	0.385
Margin is 10 pts or less	6	10	0.375	3	6	0.333	22	23	0.489	11	13	0.458
Shoots better than the opp.	14	4	0.778	6	3	0.667	66	4	0.943	28	3	0.903
Shoots worse than the opp.	1	13	0.071	0	9	0.000	5	34	0.128	1	22	0.043
Shoots the same as opp.	0	0	#DIV/0!	0	0	#DIV/0!	0	0	#DIV/0!	0	0	#DIV/0!
SMU 50%+ FG	7	1	0.875	2	0	1.000	35	2	0.946	9	0	1.000
Opp. 50%+ FG	1	5	0.167	0	3	0.000	2	8	0.200	1	4	0.200
Opp. at or below 40%	10	2	0.833	5	2	0.714	41	3	0.932	20	3	0.870
Outrebound opponent	10	6	0.625	3	4	0.429	54	13	0.806	20	7	0.741
Outrebounded by opponent	5	10	0.333	3	7	0.300	16	23	0.410	9	16	0.360
Rebounds are even	0	1	0.000	0	1	0.000	1	2	0.333	0	2	0.000
Reb Differential +10 or more	7	1	0.875	2	1	0.667	30	5	0.857	11	1	0.917
Reb Differential -10 or more	1	3	0.250	1	3	0.250	1	6	0.143	1	5	0.167
Attempts more FTs	8	5	0.615	5	4	0.556	53	11	0.828	25	9	0.735
Attempts less FTs	5	11	0.313	1	8	0.111	14	26	0.350	4	16	0.200
Attempts the same Fts	2	1	0.667	0	0	#DIV/0!	4	1	0.800	0	0	#DIV/0!
Attempts 20 or more FTs	8	5	0.615	4	3	0.571	39	11	0.780	14	7	0.667
Opp. Attempts 20 or more FTs	7	3	0.700	3	1	0.750	14	10	0.583	5	5	0.500
FTA differential +10 or more	1	2	0.333	0	2	0.000	20	3	0.870	6	3	0.667
FTA differential -10 or more	1	3	0.250	1	3	0.250	2	8	0.200	1	6	0.143
Plays ranked opponent	0	4	0.000	0	3	0.000	5	10	0.333	2	8	0.200
Plays opponent receiving votes	0	6	0.000	0	4	0.000	9	15	0.375	2	10	0.167
Plays during the day (pre 6pm start)	5	5	0.500	3	4	0.429	25	12	0.676	13	8	0.619
Plays at night (6pm or later start)	10	12	0.455	3	8	0.273	46	26	0.639	16	17	0.485
November	5	3	0.625	0	0	#DIV/0!	20	8	0.714	0	0	#DIV/0!
December	3	1	0.750	0	0	#DIV/0!	21	2	0.913	4	0	1.000
January	4	4	0.500	4	4	0.500	13	10	0.565	13	10	0.565
February	1	6	0.143	1	6	0.143	9	12	0.429	9	12	0.429
March	2	3	0.400	1	2	0.333	8	6	0.571	3	3	0.500
April	0	0	#DIV/0!	0	0	#DIV/0!	0	0	#DIV/0!	0	0	#DIV/0!
Has more turnovers	3	10	0.231	1	7	0.125	20	21	0.488	7	13	0.350
Has less turnovers	11	6	0.647	4	4	0.500	46	14	0.767	19	9	0.679
Turnovers are the same	1	1	0.500	1	1	0.500	5	3	0.625	3	3	0.500
Has 10 or less turnovers	6	10	0.375	2	8	0.200	30	18	0.625	13	15	0.464
Opp. Has 10 or less turnovers	2	9	0.182	1	7	0.125	16	16	0.500	8	11	0.421
Has 20 or more turnovers	0	1	0.000	0	1	0.000	1	2	0.333	0	1	0.000
Opp. Has 20 or more turnovers	1	0	1.000	0	0	#DIV/0!	5	1	0.833	1	0	1.000
Has more Steals	11	8	0.579	4	5	0.444	41	20	0.672	21	13	0.618
Has less Steals	1	9	0.100	1	7	0.125	18	16	0.529	5	11	0.313
Steals are the same	3	0	1.000	1	0	1.000	12	2	0.857	3	1	0.750
Has 10 or more Steals	3	0	1.000	0	0	#DIV/0!	12	3	0.800	4	2	0.667
Opp. Has 10 or more Steals	0	1	0.000	0	1	0.000	4	3	0.571	0	1	0.000
Has 5 or less Steals	1	12	0.077	1	10	0.091	22	21	0.512	9	15	0.375
Opp. Has 5 or less Steals	9	12	0.429	4	8	0.333	39	27	0.591	21	19	0.525
Points in paint - more	11	3	0.786	3	2	0.600	55	11	0.833	20	6	0.769
Points in paint - less	3	14	0.176	2	10	0.167	11	24	0.314	6	17	0.261
Points in paint - same	1	0	1.000	1	0	1.000	5	3	0.625	3	2	0.600
Points off turnovers - more	13	4	0.765	5	2	0.714	57	11	0.838	22	7	0.759
Points off turnovers - less	2	12	0.143	1	9	0.100	14	26	0.350	7	17	0.292
Points off turnovers - same	0	1	0.000	0	1	0.000	0	1	0.000	0	1	0.000
2nd chance points - more	7	6	0.538	2	4	0.333	48	18	0.727	16	10	0.615
2nd chance points - less	6	11	0.353	4	8	0.333	19	18	0.514	12	13	0.480
2nd chance points - same	2	0	1.000	0	0	#DIV/0!	4	2	0.667	1	2	0.333
Bench points - more	5	0	1.000	1	0	1.000	22	0	1.000	6	0	1.000
Bench points - less	10	16	0.385	5	12	0.294	47	37	0.560	23	25	0.479
Bench points - same	0	1	0.000	0	0	#DIV/0!	2	1	0.667	0	0	#DIV/0!
Makes 5+ 3pt shots	15	14	0.517	6	10	0.375	66	30	0.688	26	19	0.578
Makes 8+ 3pt shots	11	7	0.611	3	5	0.375	47	15	0.758	17	11	0.607
Opp. Makes 5+ 3pt shots	12	16	0.429	5	11	0.313	57	36	0.613	24	24	0.500
Opp. Makes 8+ 3pt shots	7	12	0.368	2	8	0.200	36	26	0.581	15	17	0.469
Has a player with a double-double	5	7	0.417	3	5	0.375	26	11	0.703	14	6	0.700
Opp. has a player with a double-double	5	6	0.455	3	4	0.429	10	12	0.455	6	8	0.429
Has a 20 pt scorer	9	11	0.450	5	8	0.385	41	20	0.672	18	14	0.563
Opp. has a 20 pt scorer	4	12	0.250	1	9	0.100	21	21	0.500	9	14	0.391
Has 4 players with 10+ points	10	6	0.625	4	6	0.400	50	10	0.833	21	7	0.750
Opp. has 4 players with 10+ points	2	8	0.200	1	5	0.167	8	13	0.381	4	8	0.333
Has player with 10 rebounds	6	7	0.462	4	5	0.444	30	17	0.638	14	12	0.538
Opp. has player with 10 rebounds	6	8	0.429	3	6	0.333	17	16	0.515	9	12	0.429

1 Northwestern State.....58 SMU Record
at SMU.....69 1-0

11/08/18 7:05pm at Moody Coliseum (Dallas, Texas)

Northwestern St. 1-1		Totals		Totals		Totals		Totals		Totals		Totals		Totals	
#	Player	fg	fga	ft	fta	of	de	tot	pf	tp	a	to	blk	s	min
20	Ishmael Lane	7	15	2	5	8	10	11	13	3	24	1	5	2	38
23	Darian Dixon	4	4	0	0	1	2	3	1	3	4	9	2	0	21
00	C. J. Jones	g	2	6	1	4	3	0	0	0	0	6	2	1	26
01	LaTerrance Reed	g	2	6	0	5	0	0	1	2	2	3	0	1	28
10	Malik Metyover	g	1	2	0	0	1	3	0	1	2	2	0	1	27
03	Alex Comanita	0	0	0	0	0	0	2	2	0	0	2	0	0	9
12	John Norvel	2	8	2	5	2	4	2	1	3	3	8	3	1	21
21	Vontay Ott	1	1	0	0	0	0	2	2	1	3	1	0	0	9
35	Dain Williams	2	8	1	0	0	1	2	0	4	4	1	3	1	21
TEAM															
Totals		18	46	6	21	16	24	9	24	33	20	58	12	18	200
TOTAL FG%		1st Half: 8-22 36.4%		2nd Half: 10-24 41.7%		Game: 39.1%		DEAD							
3-Pt. FG%		1st Half: 4-11 36.4%		2nd Half: 2-10 20.0%		Game: 28.6%		REBS							
F Throw %		1st Half: 9-15 60.0%		2nd Half: 7-9 77.8%		Game: 66.7%									

SMU 1-0		Totals		Totals		Totals		Totals		Totals		Totals		Totals	
#	Player	fg	fga	ft	fta	of	de	tot	pf	tp	a	to	blk	s	min
15	MIKE, Isiah	7	17	2	4	0	3	2	5	5	6	1	1	1	19
25	CHARGOIS, Ethan	8	17	4	7	5	8	13	4	9	1	2	0	1	26
00	McMURRAY, Jahmal	g	3	12	2	9	0	0	4	1	2	0	0	3	34
05	DIXON, Nat	g	4	9	2	7	3	4	1	4	5	1	3	2	34
33	WHITT JR., Jimmy	g	7	12	1	2	4	5	3	3	6	1	1	2	1
01	HUNT, Feron	3	5	1	4	0	2	4	3	7	2	6	0	3	0
03	DOUGLAS, William	1	4	1	4	1	2	2	1	3	1	4	2	2	0
13	WHITE, CJ	1	5	0	3	0	0	0	2	2	0	0	1	0	5
21	YOUNG JR., Jahmar	1	1	0	0	0	1	0	2	2	0	0	0	0	13
TEAM															
Totals		25	65	9	36	10	16	21	23	44	16	69	17	13	5
TOTAL FG%		1st Half: 14-35 40.0%		2nd Half: 11-30 36.7%		Game: 38.5%		DEAD							
3-Pt. FG%		1st Half: 4-18 22.2%		2nd Half: 5-18 27.8%		Game: 25.0%		REBS							
F Throw %		1st Half: 2-6 33.3%		2nd Half: 8-10 80.0%		Game: 62.5%									

Points in the paint-NSU 18, SMU 32. Points off turnovers-NSU 14, SMU 16. 2nd chance points-NSU 6, SMU 22. Fast break points-NSU 3, SMU 6. Bench points-NSU 11, SMU 14. Score tied-2 times. Lead changed-1 time. Last FG-NSU 2nd-01:02, SMU 2nd-05:23. Largest lead-NSU by 7 1st-15:30, SMU by 17 2nd-14:22. NSU led for 07:22. SMU led for 31:07. Game was tied for 03:04.

DALLAS (AP) -- Jimmy Whitt Jr. scored 19 points while dishing out five assists to help lead SMU to a season-opening 69-58 victory over Northwestern State. Whitt was 7 of 12 from the field and made 4 of 5 free-throw attempts. Nat Dixon had 13 points and Ethan Chargois added nine points with nine rebounds as the Mustangs won their 33rd straight home nonconference game. Northwestern State took an early lead. SMU's Feron Hunt drove for a layup with 11:25 left in the first half to give the Mustangs their first lead at 12-11 and SMU took a 34-29 advantage into the break. Whitt opened the second half with a 3-point play and Chargois followed with a trey for a 40-31 lead and the Mustangs gradually pulled away. The Mustangs had 32 points in the paint, compared to 18 for Northwestern State. Ishmael Lane had 24 points and 13 rebounds for Northwestern State (1-1). Lane also recorded two blocks and two steals.

3 Western Carolina.....65 SMU Record
at SMU.....98 2-1

11/14/18 7:05 pm at Dallas, Texas (Moody Coliseum)

Western Carolina 0-3		Totals		Totals		Totals		Totals		Totals		Totals		Totals	
#	Player	fg	fga	ft	fta	of	de	tot	pf	tp	a	to	blk	s	min
04	Carlos Dotson	1	4	0	0	1	2	3	1	3	4	2	0	0	27
05	D.J. Myers	1	6	0	0	2	2	4	1	3	2	10	1	2	0
33	Onno Steger	g	3	7	2	6	2	2	1	3	2	3	4	0	27
02	Matt Halvorsen	g	1	6	1	6	0	0	1	2	3	2	3	4	0
14	Kameron Gibson	g	12	15	8	11	2	2	0	5	5	2	34	0	1
03	Jason McMillan	0	0	0	0	0	0	0	0	1	1	1	0	0	5
12	Marc Gosselin	1	3	0	0	1	2	0	0	0	3	1	1	0	0
15	Josh Cottrell	0	3	0	3	0	0	0	0	1	3	0	0	0	13
21	Marcus Thomas	2	6	1	4	2	4	0	2	2	1	7	2	2	0
35	Yalim Olcay	0	1	0	0	0	0	0	0	0	0	0	0	0	0
44	Adam Sledd	0	0	0	0	0	0	0	1	1	2	1	1	0	6
TEAM															
Totals		21	51	13	31	10	14	6	17	23	19	65	12	22	3
TOTAL FG%		1st Half: 11-27 40.7%		2nd Half: 10-24 41.7%		Game: 41.2%		DEAD							
3-Pt. FG%		1st Half: 7-17 41.2%		2nd Half: 6-14 42.9%		Game: 41.9%		REBS							
F Throw %		1st Half: 3-4 75.0%		2nd Half: 7-10 70.0%		Game: 71.4%									

SMU 2-1		Totals		Totals		Totals		Totals		Totals		Totals		Totals	
#	Player	fg	fga	ft	fta	of	de	tot	pf	tp	a	to	blk	s	min
15	MIKE, Isiah	8	17	5	3	4	2	5	7	2	10	0	3	1	0
25	CHARGOIS, Ethan	5	10	2	2	7	4	6	10	12	1	1	2	1	28
00	McMURRAY, Jahmal	g	14	17	5	7	1	1	0	2	2	4	34	2	0
05	DIXON, Nat	g	2	5	2	3	1	2	0	1	4	7	3	1	0
33	WHITT JR., Jimmy	g	6	11	0	2	0	1	4	5	2	14	4	2	1
01	HUNT, Feron	4	6	0	0	0	0	4	5	9	0	8	1	4	1
03	DOUGLAS, William	0	1	0	0	0	0	0	0	1	4	2	3	0	0
13	WHITE, CJ	3	8	2	4	2	3	1	3	4	0	10	1	1	0
21	YOUNG JR., Jahmar	0	0	0	0	1	2	1	1	0	1	3	1	0	2
TEAM															
Totals		37	66	10	21	14	23	15	27	42	17	98	15	12	7
TOTAL FG%		1st Half: 21-33 63.6%		2nd Half: 16-33 48.5%		Game: 56.1%		DEAD							
3-Pt. FG%		1st Half: 3-8 37.5%		2nd Half: 7-13 53.8%		Game: 47.6%		REBS							
F Throw %		1st Half: 7-12 58.3%		2nd Half: 7-11 63.6%		Game: 60.9%									

Points in the paint-WCU 16, SMU 42. Points off turnovers-WCU 7, SMU 25. 2nd chance points-WCU 11, SMU 11. Fast break points-WCU 9, SMU 20. Bench points-WCU 11, SMU 21. Score tied-0 times. Lead changed-0 times. Last FG-WCU 2nd-03:14, SMU 2nd-04:07. Largest lead-WCU None, SMU by 38 2nd-03:30. WCU led for 00:00. SMU led for 39:46. Game was tied for 00:14.

DALLAS (AP) -- Jahmal McMurray scored a career-high 34 points and SMU rolled past winless Western Carolina 98-65 on Wednesday night. McMurray was 14 of 17 from the field including five from distance for the Mustangs (2-1). Jimmy Whitt Jr. added 14 points, five rebounds and four assists, Ethan Chargois had 12 points and a team-high 10 rebounds and Isiah Mike and CJ White each chipped in 10 points. Whitt capped the 11-0 start for the Mustangs with a dunk and McMurray drained back-to-back layups to push it to 27-11 with 11:28 left in the half. White added a 3-pointer to make it 33-13 and SMU led 52-32 at the break. The Mustangs cruised in the second half and three back-to-back 3-pointers by McMurray made it 90-58 with 5:07 to play. Freshman Kameron Gibson led the Catamounts (0-3), scoring a career-high 34 points on eight 3-pointers in his third start.

2 Southern Miss.....74 SMU Record
at SMU.....64 1-1

11/11/18 2:02 pm at Dallas, Texas (Moody Coliseum)

Southern Miss. 2-0		Totals		Totals		Totals		Totals		Totals		Totals		Totals	
#	Player	fg	fga	ft	fta	of	de	tot	pf	tp	a	to	blk	s	min
12	Tim Rowe	2	6	0	0	0	1	1	2	1	4	2	3	1	0
32	Leonard Harper-Baker	2	3	1	1	0	0	1	2	3	5	1	5	2	1
01	Cortez Edwards	g	4	10	0	1	2	3	2	0	1	10	1	1	1
20	Kevin Holland	g	1	3	0	2	3	4	1	3	4	1	2	2	4
55	Tyree Griffin	g	7	10	4	4	0	0	0	6	2	8	2	2	1
00	Dominic Magee	3	8	2	4	8	0	0	0	0	2	2	14	1	0
03	Gabe Watson	5	9	4	8	0	0	0	0	2	2	3	10	1	0
11	Ladavius Draine	3	6	2	4	2	2	0	0	2	2	5	1	1	
TEAM															
Totals		27	55	13	24	7	9	10	26	36	12	74	19	12	6
TOTAL FG%		1st Half: 13-23 56.5%		2nd Half: 14-32 43.8%		Game: 49.1%		DEAD							
3-Pt. FG%		1st Half: 8-14 57.1%		2nd Half: 5-10 50.0%		Game: 54.2%		REBS							
F Throw %		1st Half: 1-1 100%		2nd Half: 6-8 75.0%		Game: 77.8%									

SMU 1-1		Totals		Totals		Totals		Totals		Totals		Totals		Totals	
#	Player	fg	fga	ft	fta	of	de	tot	pf	tp	a	to	blk	s	min
15	MIKE, Isiah	7	17	4	7	0	2	2	5	8	3	5	8	2	0
25	CHARGOIS, Ethan	8	17	4	7	5	8	13	4	9	1	2	0	1	27
00	McMURRAY, Jahmal	g	7	14	4	7	0	0	0	0	0	0	18	2	2
05	DIXON, Nat	g	2	6	2	5	0	0	1	1	6	0	6	0	1
33	WHITT JR., Jimmy	g	1	4	0	2	0	0	2	1	2	1	1	1	0
01	HUNT, Feron	2	5	0	0	1	1	1	1	2	1	5	1	0	1
03	DOUGLAS, William	1	2	1	1	0	0	1	1	1	1	3	0	2	0
13	WHITE, CJ	1	3	1	3	0	0	0	2	6	8	2	3	2	0

5 Bradley75 vs SMU62 SMU Record 2-3

Cancun Challenge - Rivieraq Division Semifinal 11/20/18 6 p.m. at Hard Rock Hotel Riviera Maya

BRADLEY 4-1		SMU		Totals		Totals		Totals		Totals		Totals		Totals		
#	Player	fg	fga	ft	fta	of	de	tot	pf	tp	a	to	blk	s	min	
10	Childs, Elijah	f	9	13	4	4	3	9	12	0	2	2	1	34	29	
12	Bar, Koch	c	4	4	0	0	7	9	1	6	2	1	2	2	29	
05	Brown, Darrell	c	5	12	3	5	1	2	2	2	2	4	0	0	34	
23	Lautier-Ogunleye, D.	g	2	6	0	2	4	5	1	5	6	2	1	0	27	
25	Kennell, Nate	g	4	9	0	4	4	0	1	1	2	12	3	1	30	
03	Pittman, Antoine	g	0	2	0	1	0	0	0	0	1	1	0	0	12	
04	Brummett, Armon	g	0	0	0	0	0	0	0	0	1	0	0	0	6	
13	Henry, Ja'Shon	g	0	1	0	1	0	0	0	0	0	0	0	0	3	
22	Henry, Ja'Shon	g	2	4	0	1	2	0	2	2	5	0	1	0	14	
35	Hodgson, Jayden	g	0	0	0	0	0	0	1	1	3	0	2	0	11	
TEAM																
Totals		26	51	5	18	18	26	9	24	33	16	75	9	12	5	200
3-Pt. FG%		1st Half: 13-27	48.1%	2nd Half: 13-24	54.2%	Game: 51.0%		DEAD								
F Throw %		1st Half: 2-9	22.2%	2nd Half: 3-9	33.3%	Game: 27.8%		REBS								
SMU 2-3																
#	Player	fg	fga	ft	fta	of	de	tot	pf	tp	a	to	blk	s	min	
15	MIKE, Isiaha	f	4	8	0	2	2	0	1	4	11	2	2	0	2	31
25	CHARGOIS, Ethan	f	4	6	2	4	2	3	4	9	0	4	1	0	20	
00	McMURRAY, Jahmal	g	9	16	7	11	4	19	1	2	0	0	0	0	30	
05	DIXON, Nat	g	1	3	1	2	0	0	0	0	0	0	0	0	34	
33	WHITT JR., Jimmy	g	9	10	0	0	0	0	0	2	2	2	18	4	0	32
01	HUNT, Feron	g	2	7	0	1	2	3	4	7	1	6	0	1	1	16
03	DOUGLAS, William	g	0	0	0	0	0	0	0	0	0	0	0	0	5	
13	WHITE, CJ	g	1	3	0	1	0	0	1	1	0	2	1	0	0	17
21	YOUNG JR., Jahmar	g	0	1	0	0	0	0	0	0	0	0	0	0	0	6
TEAM																
Totals		19	52	7	24	17	22	11	18	29	23	62	6	14	1	200
3-Pt. FG%		1st Half: 9-26	34.6%	2nd Half: 10-26	38.5%	Game: 36.5%		DEAD								
F Throw %		1st Half: 2-9	22.2%	2nd Half: 5-15	33.3%	Game: 29.2%		REBS								
SMU																
Totals		19	52	7	24	17	22	11	18	29	23	62	6	14	1	200
3-Pt. FG%		1st Half: 9-26	34.6%	2nd Half: 10-26	38.5%	Game: 36.5%		DEAD								
F Throw %		1st Half: 2-9	22.2%	2nd Half: 5-15	33.3%	Game: 29.2%		REBS								
SMU																
Totals		19	52	7	24	17	22	11	18	29	23	62	6	14	1	200
3-Pt. FG%		1st Half: 9-26	34.6%	2nd Half: 10-26	38.5%	Game: 36.5%		DEAD								
F Throw %		1st Half: 2-9	22.2%	2nd Half: 5-15	33.3%	Game: 29.2%		REBS								
SMU																
Totals		19	52	7	24	17	22	11	18	29	23	62	6	14	1	200
3-Pt. FG%		1st Half: 9-26	34.6%	2nd Half: 10-26	38.5%	Game: 36.5%		DEAD								
F Throw %		1st Half: 2-9	22.2%	2nd Half: 5-15	33.3%	Game: 29.2%		REBS								
SMU																
Totals		19	52	7	24	17	22	11	18	29	23	62	6	14	1	200
3-Pt. FG%		1st Half: 9-26	34.6%	2nd Half: 10-26	38.5%	Game: 36.5%		DEAD								
F Throw %		1st Half: 2-9	22.2%	2nd Half: 5-15	33.3%	Game: 29.2%		REBS								
SMU																
Totals		19	52	7	24	17	22	11	18	29	23	62	6	14	1	200
3-Pt. FG%		1st Half: 9-26	34.6%	2nd Half: 10-26	38.5%	Game: 36.5%		DEAD								
F Throw %		1st Half: 2-9	22.2%	2nd Half: 5-15	33.3%	Game: 29.2%		REBS								
SMU																
Totals		19	52	7	24	17	22	11	18	29	23	62	6	14	1	200
3-Pt. FG%		1st Half: 9-26	34.6%	2nd Half: 10-26	38.5%	Game: 36.5%		DEAD								
F Throw %		1st Half: 2-9	22.2%	2nd Half: 5-15	33.3%	Game: 29.2%		REBS								
SMU																
Totals		19	52	7	24	17	22	11	18	29	23	62	6	14	1	200
3-Pt. FG%		1st Half: 9-26	34.6%	2nd Half: 10-26	38.5%	Game: 36.5%		DEAD								
F Throw %		1st Half: 2-9	22.2%	2nd Half: 5-15	33.3%	Game: 29.2%		REBS								
SMU																
Totals		19	52	7	24	17	22	11	18	29	23	62	6	14	1	200
3-Pt. FG%		1st Half: 9-26	34.6%	2nd Half: 10-26	38.5%	Game: 36.5%		DEAD								
F Throw %		1st Half: 2-9	22.2%	2nd Half: 5-15	33.3%	Game: 29.2%		REBS								
SMU																
Totals		19	52	7	24	17	22	11	18	29	23	62	6	14	1	200
3-Pt. FG%		1st Half: 9-26	34.6%	2nd Half: 10-26	38.5%	Game: 36.5%		DEAD								
F Throw %		1st Half: 2-9	22.2%	2nd Half: 5-15	33.3%	Game: 29.2%		REBS								
SMU																
Totals		19	52	7	24	17	22	11	18	29	23	62	6	14	1	200
3-Pt. FG%		1st Half: 9-26	34.6%	2nd Half: 10-26	38.5%	Game: 36.5%		DEAD								
F Throw %		1st Half: 2-9	22.2%	2nd Half: 5-15	33.3%	Game: 29.2%		REBS								
SMU																
Totals		19	52	7	24	17	22	11	18	29	23	62	6	14	1	200
3-Pt. FG%		1st Half: 9-26	34.6%	2nd Half: 10-26	38.5%	Game: 36.5%		DEAD								
F Throw %		1st Half: 2-9	22.2%	2nd Half: 5-15	33.3%	Game: 29.2%		REBS								
SMU																
Totals		19	52	7	24	17	22	11	18	29	23	62	6	14	1	200
3-Pt. FG%		1st Half: 9-26	34.6%	2nd Half: 10-26	38.5%	Game: 36.5%		DEAD								
F Throw %		1st Half: 2-9	22.2%	2nd Half: 5-15	33.3%	Game: 29.2%		REBS								
SMU																
Totals		19	52	7	24	17	22	11	18	29	23	62	6	14	1	200
3-Pt. FG%		1st Half: 9-26	34.6%	2nd Half: 10-26	38.5%	Game: 36.5%		DEAD								
F Throw %		1st Half: 2-9	22.2%	2nd Half: 5-15	33.3%	Game: 29.2%		REBS								
SMU																
Totals		19	52	7	24	17	22	11	18	29	23	62	6	14	1	200
3-Pt. FG%		1st Half: 9-26	34.6%	2nd Half: 10-26	38.5%	Game: 36.5%		DEAD								
F Throw %		1st Half: 2-9	22.2%	2nd Half: 5-15	33.3%	Game: 29.2%		REBS								
SMU																
Totals		19	52	7	24	17	22	11	18	29	23	62	6	14	1	200
3-Pt. FG%		1st Half: 9-26	34.6%	2nd Half: 10-26	38.5%	Game: 36.5%		DEAD								
F Throw %		1st Half: 2-9	22.2%	2nd Half: 5-15	33.3%	Game: 29.2%		REBS								
SMU																
Totals		19	52	7	24	17	22	11	18	29	23	62	6	14	1	200
3-Pt. FG%		1st Half: 9-26	34.6%	2nd Half: 10-26	38.5%	Game: 36.5%		DEAD								
F Throw %		1st Half: 2-9	22.2%	2nd Half: 5-15	33.3%	Game: 29.2%		REBS								
SMU																
Totals		19	52	7	24	17	22	11	18	29	23	62	6	14	1	200
3-Pt. FG%		1st Half: 9-26	34.6%	2nd Half: 10-26	38.5%	Game: 36.5%		DEAD								
F Throw %		1st Half: 2-9	22.2%	2nd Half: 5-15	33.3%	Game: 29.2%		REBS								
SMU																
Totals		19	52	7	24	17	22	11	18	29	23	62	6	14	1	200
3-Pt. FG%		1st Half: 9-26	34.6%	2nd Half: 10-26	38.5%	Game: 36.5%		DEAD								
F Throw %		1st Half: 2-9	22.2%	2nd Half: 5-15	33.3%	Game: 29.2%		REBS								
SMU																
Totals		19	52	7	24	17	22	11	18	29	23	62	6	14	1	200
3-Pt. FG%		1st Half: 9-26	34.6%	2nd Half: 10-26	38.5%	Game: 36.5%		DEAD								
F Throw %																

13 East Carolina54 SMU Record 9-4, 1-0 AAC
at SMU82

01/02/19 7:00 pm at Dallas, Texas (Moody Coliseum)

East Carolina 7-6

#	Player	tot-fg		3-pt		rebounds			ft	fta	of	de	tot	pf	tp	a	to	blk	s	min
		f	g	f	g	f	g	g												
01	Jayden Gardner	f	5	13	0	0	6	8	1	6	7	2	16	0	5	1	2	34		
03	Seth LeDay	f	1	5	0	0	0	0	1	1	2	1	2	0	4	0	0	15		
00	Isaac Fleming	g	3	8	0	2	2	5	1	1	2	4	8	3	0	0	0	19		
41	Addison Hill	g	0	0	0	0	0	0	0	1	1	2	0	0	0	0	0	6		
55	Shawn Williams	g	3	11	1	6	1	2	1	3	4	2	8	3	1	0	1	37		
02	K.J. Davis	g	2	7	2	4	0	0	1	1	2	2	6	1	0	2	1	28		
05	Tyler Foster	g	4	8	0	2	3	5	1	3	4	4	11	2	3	0	3	27		
10	Tae Hardy	g	0	2	0	1	1	2	0	0	0	0	1	0	0	0	0	2		
13	Justin Whitley	g	0	0	0	0	0	0	0	0	0	0	1	0	0	0	0	0	4	
21	Samson Strickland	g	0	0	0	0	0	0	0	1	1	0	0	0	0	0	0	0	1	
24	John Whitley	g	0	0	0	0	0	0	0	0	0	0	0	0	0	0	0	0	1	
32	Dimitri Spasojevic	g	0	1	0	0	0	0	0	0	0	0	1	0	1	0	0	0	16	
52	Justice Obasohan	g	1	1	0	0	0	0	2	1	3	4	2	0	1	0	0	1	14	
TEAM									2	3	5									
Totals			19	56	3	15	13	22	10	21	31	23	54	10	15	3	8		200	
TOTAL FG%			1st Half: 10-27	37.0%	2nd Half: 9-29	31.0%	Game: 33.3%	DEAD												
3-Pt. FG%			1st Half: 1-8	12.5%	2nd Half: 2-7	28.6%	Game: 20.0%	REBS												
F Throw %			1st Half: 4-6	66.7%	2nd Half: 9-16	56.3%	Game: 59.1%	5												

SMU 9-4

#	Player	tot-fg		3-pt		rebounds			ft	fta	of	de	tot	pf	tp	a	to	blk	s	min
		f	g	f	g	f	g	g												
15	MIKE, Isiaha	f	3	4	1	5	6	1	4	5	4	11	2	1	3	2	25			
25	CHARGOIS, Ethan	f	4	10	1	2	1	4	3	4	7	4	10	1	1	1	3	23		
00	McMURRAY, Jahmal	g	7	16	4	11	2	2	0	1	1	2	20	4	4	0	0	37		
10	FOSTER, Jarrey	g	3	7	0	2	1	2	3	4	7	2	7	2	2	1	2	32		
33	WHITT JR., Jimmy	g	7	8	0	0	3	5	1	3	4	3	17	6	1	0	2	31		
01	HUNT, Feron	g	1	4	0	1	4	4	2	10	12	2	6	2	0	0	0	23		
03	DOUGLAS, William	g	0	0	0	0	0	0	1	1	1	0	0	0	0	0	0	3		
05	DIXON, Nat	g	4	6	2	3	1	1	1	1	2	0	11	1	1	0	0	25		
12	PYLE, James	g	0	1	0	1	0	0	0	0	0	0	0	0	0	0	0	1		
13	WHITE, CJ	g	0	0	0	0	0	0	0	0	0	0	0	0	0	0	0	3		
21	YOUNG JR., Jahmar	g	0	1	0	0	0	0	2	1	3	2	0	1	3	1	0	7		
TEAM									1	2	3									
Totals			29	59	7	21	17	24	14	31	45	20	82	19	15	5	8		200	
TOTAL FG%			1st Half: 13-27	48.1%	2nd Half: 16-32	50.0%	Game: 49.2%	DEAD												
3-Pt. FG%			1st Half: 3-8	37.5%	2nd Half: 4-13	30.8%	Game: 33.3%	REBS												
F Throw %			1st Half: 6-10	60.0%	2nd Half: 11-14	78.6%	Game: 70.8%	2												

SMU 9-4

Points in the paint-ECU 26, SMU 42. Points off turnovers-ECU 8, SMU 13. 2nd chance points-ECU 6, SMU 14. Fast break points-ECU 18, SMU 30. Bench points-ECU 20, SMU 17. Score tied-5 times. Lead changed-7 times. Last FG-ECU 2nd-03:22, SMU 2nd-01:04. Largest lead-ECU by 4 1st-12:56, SMU by 30 2nd-11:00. ECU led for 07:42. SMU led for 29:30. Game was tied for 02:48.

DALLAS (AP) -- Jahmal McMurray had 20 points and four assists and SMU blew past East Carolina 82-54 in the AAC opener. Jimmy Whitt Jr. scored 17 points, Isiaha Mike and Nat Dixon added 11 points each and Ethan Chargois chipped in 10 as the Mustangs improved to 7-0 when at least four players score in double digits. McMurray had his third 20-plus game of the season. Jayden Gardner led ECU with 16 points and 7 rebounds, and Tyler Foster added 11 points. SMU took the lead for good on a 3-pointer by McMurray with 7:02 remaining in the first half and SMU led 35-25 at halftime. SMU doubled its lead in the first two minutes of the second half with McMurray contributing seven points in a 10-0 run. The lead reached 30 points midway through the second half and SMU cruised to their seventh win in the past eight games.

15 SMU64 SMU Record 10-5, 2-1 AAC
at Connecticut76

01/10/19 7:00 pm at Storrs, Connecticut (Gampel Pavilion)

SMU 10-5, 2-1

#	Player	tot-fg		3-pt		rebounds			ft	fta	of	de	tot	pf	tp	a	to	blk	s	min
		f	g	f	g	f	g	g												
15	MIKE, Isiaha	f	2	9	1	5	2	2	1	2	3	4	7	1	1	1	1	24		
25	CHARGOIS, Ethan	f	2	9	1	4	2	2	2	2	3	4	7	1	1	0	1	24		
00	McMURRAY, Jahmal	g	5	18	1	9	4	4	2	2	4	3	15	1	1	0	0	35		
10	FOSTER, Jarrey	g	5	8	0	3	4	4	2	3	5	4	8	3	2	0	0	28		
33	WHITT JR., Jimmy	g	6	18	0	0	2	2	6	4	10	4	20	2	1	0	3	36		
01	HUNT, Feron	g	3	4	0	0	1	1	1	2	3	3	7	0	2	0	1	25		
03	DOUGLAS, William	g	0	0	0	0	0	0	0	0	0	0	0	0	0	0	0	1		
05	DIXON, Nat	g	0	3	0	2	0	0	1	1	2	0	0	0	1	0	0	25		
13	WHITE, CJ	g	0	0	0	0	0	0	0	0	0	0	0	0	0	0	0	2		
TEAM									8	3	11									
Totals			23	66	3	23	15	16	23	18	41	22	64	8	10	1	8		200	
TOTAL FG%			1st Half: 13-30	43.3%	2nd Half: 10-36	27.8%	Game: 34.8%	DEAD												
3-Pt. FG%			1st Half: 2-11	18.2%	2nd Half: 1-12	8.3%	Game: 13.0%	REBS												
F Throw %			1st Half: 3-4	75.0%	2nd Half: 12-12	100%	Game: 93.8%	1												

UConn 10-6, 1-2

#	Player	tot-fg		3-pt		rebounds			ft	fta	of	de	tot	pf	tp	a	to	blk	s	min
		f	g	f	g	f	g	g												
12	Tyler Polley	f	3	4	0	2	0	0	1	1	2	4	7	1	1	0	0	1	16	
25	Josh Carlton	f	3	4	0	2	0	0	2	5	7	3	8	0	1	0	0	1	29	
01	Christian Vital	g	2	8	2	7	5	7	0	7	7	0	11	1	1	0	0	1	32	
03	Alterique Gilbert	g	5	10	3	5	6	6	0	0	0	0	19	3	3	0	0	1	36	
04	Jalen Adams	g	7	10	2	3	5	6	0	0	0	0	1	21	3	2	0	0	33	
00	Eric Cobb	g	0	0	0	0	0	0	0	0	0	0	0	0	0	1	0	0	6	
02	Tarin Smith	g	1	2	1	1	3	6	0	1	1	2	6	1	1	0	0	0	24	
05	Isaiah Whaley	g	0	1	0	0	0	0	1	1	1	0	1	0	0	0	0	0	3	
15	Sidney Wilson	g	1	3	0	1	2	3	2	4	5	4	4	0	0	3	1	1	21	
TEAM									2	2	2									
Totals			22	42	9	19	23	31	6	20	26	16	76	9	10	3	3		200	
TOTAL FG%			1st Half: 13-20	65.0%	2nd Half: 9-22	40.9%	Game: 52.4%	DEAD												
3-Pt. FG%			1st Half: 6-10	60.0%	2nd Half: 3-9	33.3%	Game: 47.4%	REBS												
F Throw %			1st Half: 10-13	76.9%	2nd Half: 13-18	72.2%	Game: 74.2%	4												

SMU 31 33 64

Points in paint-SMU 32, UCONN 22. Off turnovers-SMU 9, UCONN 13. 2nd chance-SMU 22, UCONN 9. Fast break pts-SMU 8, UCONN 7. Bench points-SMU 7, UCONN 10. Score tied-3 times. Lead changed-4 times. Last FG-SMU 2nd-00:38, UCONN 2nd-05:05. Largest lead-SMU by 3 1st-11:58, SMU by 15 2nd-11:13. SMU led for 06:06. UCONN led for 32:21. Game was tied for 01:33.

STORRS, Conn. (AP) -- Jalen Adams scored 21 points, Alterique Gilbert added 19 and UConn snapped a three-game losing streak with a 76-64 win over SMU. Christian Vital chipped in with 11 points and seven rebounds for the Huskies (10-6, 1-2), who won for the first time this season in conference play. Jimmy Whitt Jr. had 20 points and Jahmal McMurray added 15 for SMU (10-5, 2-1), which had won four straight and eight of its previous nine games. The Huskies shot 52 percent from the floor, including a blistering 65 percent in building a 42-31 halftime lead. They extended the lead to 15 points in the second half on a 3-pointer from Gilbert, before SMU made a run, cutting the lead to six points on a putback by Isiaha Mike with 12 minutes to go. But the Huskies answered. It was 64-52 after Josh Carlton followed up a Gilbert miss on a drive to the basket and the lead was 15 again when Gilbert hit a pullup in the lane with five minutes left.

14 SMU74 SMU Record 10-4, 2-0 AAC
at Tulane65

01/04/19 6:01 p.m. at New Orleans

SMU 10-4, 2-0 AAC

#	Player	tot-fg		3-pt		rebounds			ft	fta	of	de	tot	pf	tp	a	to	blk	s	min
		f	g	f	g	f	g	g												
15	MIKE, Isiaha	f	1	5	0	1	4	5	3	2	5	4	2	2	2	2	2	0	35	
25	CHARGOIS, Ethan	f	5	13	1	4	3	3	0	2	4	2	6	2	2	3	0	0	25	
00	McMURRAY, Jahmal	g	9	15	5	9	2	5	0	2	4	3	25	2	4	0	0	0	27	
10	FOSTER, Jarrey	g	3	10	1	3	1	1	1	2	2	4	8	0	2	0	0	0	35	
33	WHITT JR., Jimmy	g	4	13	0	0	3	6	4	2	7	11	1	11	5	0	1	0	17	
01	HUNT, Feron	g	1	1	0	0	2	2	0	0	2	2	3	1	4	1	2	1	17	
05	DIXON, Nat	g	1	3	0	2	4	4	0	0	2	2	4	6	2	0	0	0	26	
TEAM									2	4	6									
Totals			24	60	7	19	26	13	26	39	18	74	14	11	5	6	0		200	
TOTAL FG%			1st Half: 12-35	34.3%	2nd Half: 12-25	48.0%	Game: 40.0%	DEAD												
3-Pt. FG%			1st Half: 4-12	33.3%	2nd Half: 3-7	42.9%	Game: 36.8%	REBS												
F Throw %			1st Half: 7-8	87.5%	2nd Half: 12-18	66.7%	Game: 73.1%	2,1												

Tulane 4-10, 0-2 AAC

#	Player	tot-fg		3-pt		rebounds			ft	fta	of	de	tot	pf	tp	a	to	blk	s	min
		f	g	f	g	f	g	g												
21	SEHC, Samir	f	7	12	0	4	5	6	6	9	15	3	20	1	2	1	0	0	34	
13	KCOA, Buay	c	0	0	0	0	1	2	2	1	3	4								

17 [21/17] Houston69 SMU Record
at SMU58 11-6, 3-2 AAC

01/16/19 8:00 pm at Dallas, Texas (Moody Coliseum)

Houston 17-1, 4-1 AAC		rebounds										tot-fg		3-pt		ft		of		de		tot		pf		tp		a		to		blk		s		min	
#	Player	f	g	fga	fg	fga	ft	fta	of	de	tot	pf	tp	a	to	blk	s	min																			
24	Brecon Brady	f	5	11	0	0	1	2	0	2	2	4	2	1	0	0	0	7																			
35	Fabian White Jr	f	5	11	0	0	1	2	1	4	5	2	1	1	1	0	0	22																			
03	Armoni Brooks	g	7	14	5	10	0	1	2	3	5	1	1	1	0	0	0	32																			
05	Corey Davis Jr.	g	8	14	2	7	2	2	0	4	4	3	20	3	1	1	1	31																			
25	Galen Robinson, Jr.	g	1	5	1	3	2	2	0	0	0	0	0	0	0	0	0	32																			
11	Nate Hinton	g	0	2	0	0	2	2	1	3	4	0	2	0	0	0	0	16																			
13	DeJon Jarreau	g	1	5	0	1	3	4	0	2	2	1	5	4	0	0	2	18																			
23	Cedrick Alley Jr.	g	1	2	1	1	0	0	0	1	1	1	3	1	0	1	0	15																			
55	Brisen Gresham	g	1	1	0	0	0	1	3	2	5	3	2	1	1	0	0	27																			
TEAM																																					
Totals.....		25		55		9		22		10		14		8		23		31		15		69		14		4		3		4		200					
TOTAL FG%		1st Half: 10-31		32.3%		2nd Half: 15-24		62.5%		Game: 45.5%		DEAD																									
3-Pt. FG%		1st Half: 6-14		42.9%		2nd Half: 3-8		37.5%		Game: 40.9%		REBS																									
F Throw %		1st Half: 5-7		71.4%		2nd Half: 5-7		71.4%		Game: 71.4%																											

SMU 11-6, 3-2 AAC

SMU 11-6, 3-2 AAC		rebounds										tot-fg		3-pt		ft		of		de		tot		pf		tp		a		to		blk		s		min	
#	Player	f	g	fga	fg	fga	ft	fta	of	de	tot	pf	tp	a	to	blk	s	min																			
15	MIKE, Isiaha	f	6	12	2	7	1	2	1	2	3	4	15	2	1	0	0	35																			
25	CHARGOIS, Ethan	f	3	12	2	6	2	2	3	9	12	0	10	2	1	0	0	34																			
00	McMURRAY, Jahmal	g	3	14	1	8	4	4	0	1	1	1	11	0	1	0	0	32																			
10	FOSTER, Jarrey	g	0	0	0	0	0	0	0	0	0	0	0	0	0	0	0	4																			
33	WHITT JR., Jimmy	g	9	11	0	0	2	2	0	6	6	3	20	6	1	0	0	39																			
01	HUNT, Feron	g	0	2	0	0	0	0	2	3	5	3	0	0	1	1	0	14																			
03	DOUGLAS, William	g	0	0	0	0	0	0	0	0	0	2	0	0	0	0	0	8																			
05	DIXON, Nat	g	0	2	0	2	2	2	0	1	3	2	1	1	0	0	0	22																			
13	WHITE, CJ	g	0	2	0	1	0	0	2	1	3	0	0	0	0	0	0	12																			
TEAM																																					
Totals.....		21		55		5		24		11		12		11		24		35		16		58		11		8		2		0		200					
TOTAL FG%		1st Half: 9-25		36.0%		2nd Half: 12-30		40.0%		Game: 38.2%		DEAD																									
3-Pt. FG%		1st Half: 0-7		0.0%		2nd Half: 5-17		29.4%		Game: 20.8%		REBS																									
F Throw %		1st Half: 4-4		100%		2nd Half: 7-8		87.5%		Game: 91.7%																											

Officials: Kelly Self, Patrick Evans, Ron Groover
 Houston 31 38 69
 SMU 22 36 58
 Points in the paint-HOU 24, SMU 20. Points off turnovers-HOU 9, SMU 4. 2nd chance points-HOU 4, SMU 6. Fast break points-HOU 7, SMU 13. Bench points-HOU 12, SMU 2. Score tied-0 times. Lead changed-0 times. Last FG-HOU 2nd-01:47, SMU 2nd-01:11. Largest lead-HOU by 17 2nd-05:44, SMU None. HOU led for 38:40. SMU led for 00:00. Game was tied for 01:20.

DALLAS (AP) -- Corey Davis Jr. scored 20 points and Armoni Brooks added 19 with five 3-pointers as No. 21 Houston led throughout in a 69-58 win at SMU. Davis hit a 3-pointer for the game's first points, and the Cougars (17-1, 4-1) jumped out to a 12-4 lead after Brooks made three early 3s. Houston led 31-22 at halftime after Brooks buried a long straightaway 3 just before the break. Jimmy Whitt Jr. had 20 points on 9-of-11 shooting for SMU (11-6, 3-2), which played most of the game without senior guard Jarrey Foster (sprained left knee). Davis scored 15 points in the second half, when Houston built a 17-point lead. The Mustangs cut the deficit to nine before Houston worked the shot clock down and Brooks hit a long 3 from the left wing to make it 67-55 with 1:47 left. Fabian White Jr. added 11 points for Houston. Isiaha Mike had 15 points for SMU and Jahmal McMurray scored 11. Ethan Chargois had a double-double with 10 points and 12 rebounds. The Mustangs had won nine of their previous 11 games. ... Foster played only four minutes before leaving the game. He missed the second half of last season and the first six games this season after an ACL injury. Jankovich said Foster tweaked his knee and will have tests on Thursday.

19 Tulane75 SMU Record
at SMU85 12-7, 4-3 AAC

01/26/19 5:00 pm at Dallas, Texas (Moody Coliseum)

Tulane 4-15, 0-7		rebounds										tot-fg		3-pt		ft		of		de		tot		pf		tp		a		to		blk		s		min	
#	Player	f	g	fga	fg	fga	ft	fta	of	de	tot	pf	tp	a	to	blk	s	min																			
12	ZHANG, Kevin	f	2	9	2	7	3	5	2	4	6	2	9	3	4	1	0	37																			
21	SEHIC, Samir	f	5	8	0	2	0	0	4	6	10	3	10	1	1	0	0	25																			
00	CORNISH, Jordan	g	5	8	3	3	4	6	0	1	7	8	4	17	8	5	0	35																			
05	CRABTREE, Connor	g	2	5	0	7	0	0	0	1	1	4	1	1	0	0	0	18																			
10	DANIELS, Caleb	g	3	12	2	2	4	6	1	2	3	4	12	5	5	0	0	34																			
04	WOOD, Moses	g	3	4	2	2	2	2	0	2	2	2	2	1	0	0	0	22																			
23	PAUL, Blake	g	4	6	0	0	2	2	2	2	4	3	3	0	0	0	0	18																			
24	BARRETT, Shakwon	g	1	1	0	0	1	1	0	1	0	0	0	0	0	0	0	11																			
TEAM																																					
Totals.....		25		56		9		23		16		22		12		25		37		19		75		19		16		1		4		200					
TOTAL FG%		1st Half: 12-24		50.0%		2nd Half: 13-32		40.6%		Game: 44.6%		DEAD																									
3-Pt. FG%		1st Half: 4-10		40.0%		2nd Half: 5-13		38.5%		Game: 39.1%		REBS																									
F Throw %		1st Half: 7-8		87.5%		2nd Half: 9-14		64.3%		Game: 72.7%																											

SMU 12-7, 4-3

SMU 12-7, 4-3		rebounds										tot-fg		3-pt		ft		of		de		tot		pf		tp		a		to		blk		s		min	
#	Player	f	g	fga	fg	fga	ft	fta	of	de	tot	pf	tp	a	to	blk	s	min																			
15	MIKE, Isiaha	f	7	10	5	5	1	1	1	2	3	1	20	2	4	1	3	34																			
25	CHARGOIS, Ethan	f	4	12	1	4	2	2	3	5	8	5	11	2	0	1	0	21																			
00	McMURRAY, Jahmal	g	10	18	5	9	4	4	0	3	3	0	29	4	2	1	1	39																			
05	DIXON, Nat	g	2	7	1	5	6	6	1	2	3	1	11	2	0	0	1	36																			
33	WHITT JR., Jimmy	g	2	7	0	1	3	8	1	5	6	3	7	8	1	0	1	38																			
01	HUNT, Feron	g	3	6	0	1	1	2	3	4	7	4	7	2	2	2	2	28																			
03	DOUGLAS, William	g	0	0	0	0	0	0	0	0	0	0	0	0	0	0	0	3																			
21	YOUNG JR., Jahmar	g	0	1	0	0	0	0	0	0	0	0	0	0	0	0	0	1																			
TEAM																																					
Totals.....		28		61		12		25		17		23		11		22		33		15		85		20		9		5		9		200					
TOTAL FG%		1st Half: 12-30		40.0%		2nd Half: 16-31		51.6%		Game: 45.9%		DEAD																									
3-Pt. FG%		1st Half: 5-11		45.5%		2nd Half: 7-14		50.0%		Game: 48.0%		REBS																									
F Throw %		1st Half: 3-4		75.0%		2nd Half: 14-19		73.7%		Game: 73.9%																											

Officials: Jose Carrion, Zelon Sneed, Rick Randall
 Tulane 35 40 75
 SMU 32 53 85
 Points in the paint-TLN 26, SMU 26. Points off turnovers-TLN 6, SMU 19. 2nd chance points-TLN 11, SMU 7. Fast break points-TLN 14, SMU 20. Bench points-TLN 23, SMU 7. Score tied-13 times. Lead changed-11 times. Last FG-TLN 2nd-00:15, SMU 2nd-00:21. Largest lead-TLN by 5 1st-11:43, SMU by 13 2nd-00:43. TLN led for 20:50. SMU led for 11:38. Game was tied for 07:32.

DALLAS (AP) -- Jahmal McMurray and Isiaha Mike combined to score 49 points and SMU snapped a two-game losing streak by beating Tulane, 85-75 on Saturday night. The Mustangs swept the season series with the Green Wave. Tulane never led in the first meeting in New Orleans, but the Green Wave held a 35-32 advantage at the break in Dallas after Kevin Zhang hit a 3 at the buzzer and was up by five, 53-48 with 11:09 to play. Nat Dixon hit a 3 to tie it at 54-54 and spark a 9-0 run that put the Mustangs up, but Tulane came back to tie at 60-60 with under seven minutes to go. McMurray hit two free throws and Dixon added two more to put the Mustangs in front for good. McMurray hit 5 of 9 from distance and finished with 29 points to lead SMU (12-7, 4-3 American). Mike hit all five of his 3-point attempts and added 20 points. Jordan Cornish had 17 points, eight rebounds and eight assists for Tulane (4-15, 0-7).

18 SMU61 SMU Record
at Memphis83 11-7, 3-3 AAC

01/19/19 3:00 pm at Memphis, Tennessee (FedExForum)

SMU 11-7, 3-3		rebounds										tot-fg		3-pt		ft		of		de		tot		pf		tp		a		to		blk		s		min	
#	Player	f	g	fga	fg	fga	ft	fta	of	de	tot	pf	tp	a	to	blk	s	min																			

21 SMU68 SMU Record
at [rv/rv] Cincinnati.....73 12-9, 4-5 AAC

02/02/19 8:00 pm at Cincinnati, Ohio (Fifth Third Arena)

SMU 12-9		tot-fg		3-pt		rebounds		pf		tp		a		to blk		s		min	
##	Player	fg	fga	fg	fga	ft	fta	of	de	tot	pf	tp	a	to	blk	s	min		
01	HUNT, Feron	f	4	7	1	2	2	4	1	6	7	0	11	0	2	1	1	35	
15	MIKE, Isiaha	f	6	11	3	5	2	3	1	5	6	4	17	0	2	1	1	33	
25	CHARGOIS, Ethan	f	2	9	1	6	1	2	2	3	5	2	6	5	2	0	0	38	
00	McMURRAY, Jahmal	g	8	15	5	11	0	0	0	2	2	2	21	4	0	0	1	37	
33	WHITT JR., Jimmy	g	6	16	0	2	0	0	3	3	6	4	12	2	3	1	0	40	
03	DOUGLAS, William	g	0	0	0	0	0	0	0	0	0	4	0	0	0	0	0	3	
05	DIXON, Nat	g	0	2	0	2	1	2	1	0	1	1	1	1	0	0	0	14	
TEAM		2		3		5													
Totals.....		26	60	10	28	6	11	10	22	32	17	68	12	9	3	3	200		
TOTAL FG%		1st Half: 13-29		44.8%		2nd Half: 13-31		41.9%		Game: 43.3%		DEAD							
3-Pt. FG%		1st Half: 4-12		33.3%		2nd Half: 6-16		37.5%		Game: 35.7%		REBS							
F Throw %		1st Half: 5-9		55.6%		2nd Half: 1-2		50.0%		Game: 54.5%									

Cincinnati 19-3		tot-fg		3-pt		rebounds		pf		tp		a		to blk		s		min	
##	Player	fg	fga	fg	fga	ft	fta	of	de	tot	pf	tp	a	to	blk	s	min		
13	Tre Scott	f	1	1	0	0	0	3	0	3	3	2	2	1	0	0	27		
33	Nysier Brooks	c	3	6	0	0	4	8	1	4	5	3	10	1	2	0	0	24	
02	Keith Williams	g	4	7	1	3	4	6	0	3	3	1	13	1	2	0	1	28	
03	Justin Jennifer	g	2	5	0	2	0	0	1	1	0	4	3	1	0	0	0	24	
34	Jarron Cumberland	g	9	18	5	10	1	2	2	7	9	2	24	5	5	0	0	34	
00	Logan Johnson	g	0	0	0	0	0	0	0	0	0	0	0	0	0	0	0	4	
05	Trevor Moore	g	3	6	3	6	0	0	1	0	1	0	9	1	0	0	0	17	
10	Rashawn Fredericks	g	0	1	0	1	0	0	1	3	4	0	0	0	0	0	0	9	
15	Cane Broome	g	4	9	1	4	2	2	0	2	2	1	11	3	0	1	1	17	
22	Eliel Nsoseme	g	0	1	0	0	0	0	1	4	5	0	0	0	0	0	0	16	
TEAM		1		2															
Totals.....		26	54	10	26	11	18	10	25	35	10	73	16	11	1	2	200		
TOTAL FG%		1st Half: 16-30		53.3%		2nd Half: 10-24		41.7%		Game: 48.1%		DEAD							
3-Pt. FG%		1st Half: 8-17		47.1%		2nd Half: 2-9		22.2%		Game: 38.5%		REBS							
F Throw %		1st Half: 2-2		100%		2nd Half: 9-16		56.3%		Game: 61.1%									

Officials: Mike Nance, Olandis Poole, Gerry Pollard Technicals: None. Attendance: 12256
 SMU 35 33 68
 Cincinnati 42 31 73
 Points in the paint-SMU 20, CIN 26. Points off turnovers-SMU 7, CIN 12. 2nd chance points-SMU 7, CIN 12.
 Fast break points-SMU 8, CIN 4. Bench points-SMU 1, CIN 20. Score tied-4 times. Lead changed-7 times.
 Last FG-SMU 2nd-00:33, CIN 2nd-00:42. Largest lead-SMU by 4 1st-12:54, CIN by 12 1st-03:21.
 SMU led for 03:20. CIN led for 34:19. Game was tied for 02:21.

CINCINNATI (AP) -- Jarron Cumberland scored 24 points Saturday night, and Cincinnati let a 12-point lead slip away before rallying for a 73-68 victory over SMU. Cumberland hit a 3-pointer after SMU tied it late, helping the Bearcats (19-3, 8-1 American Athletic) pull out their seventh straight victory. SMU's Jimmy Whitt Jr. hit a shot with 19 seconds left that cut it to 70-68. After Cincinnati's Keith Williams made one of his two free throws, Jahmal McMurray was short on a 3-point attempt to tie it with 4.3 seconds left. Cane Broome sealed it with a pair of free throws. McMurray had 21 points for SMU (12-9, 4-5), which has lost four of five. The Bearcats made 8 of 17 from beyond the arc in the first half, when they led by as many as 12 points. Cumberland led the way with 13 points. McMurray made a pair of 3s and a 15-foot jumper that sparked SMU's second-half comeback, and Isiaha Mike's 3 tied it 60-60 with 6:17 to go. SMU wasted chances to take the lead down the stretch.

23 UCF71 SMU Record
at SMU65 12-11, 4-7 AAC

02/10/19 1:00 pm at Dallas, Texas (Moody Coliseum)

UCF 16-5		tot-fg		3-pt		rebounds		pf		tp		a		to blk		s		min	
##	Player	fg	fga	fg	fga	ft	fta	of	de	tot	pf	tp	a	to	blk	s	min		
35	Collin Smith	f	7	11	0	1	4	4	3	7	10	3	18	5	1	0	1	30	
24	Tacko Fall	c	3	7	5	0	0	2	2	0	3	3	10	0	2	2	1	26	
01	B.J. Taylor	g	3	7	2	4	0	0	0	2	2	0	8	7	2	0	1	37	
02	Terrell Allen	g	0	6	4	0	0	0	1	4	2	3	0	2	1	0	1	27	
15	Aubrey Dawkins	g	9	12	4	6	4	5	0	4	5	1	26	2	3	1	1	38	
04	Cesar DeJesus	g	0	0	1	4	0	0	0	0	0	0	0	0	1	0	0	4	
10	Dayon Griffin	g	2	5	1	4	0	0	0	2	2	2	5	0	0	1	1	0	19
20	Frank Bertz	g	0	0	0	0	0	0	0	0	0	1	0	0	0	0	0	6	
21	Chad Brown	g	1	4	0	0	2	2	0	3	3	1	4	0	1	0	0	13	
TEAM		5		5															
Totals.....		26	50	7	16	12	13	5	27	32	12	71	16	13	4	5	200		
TOTAL FG%		1st Half: 14-26		53.8%		2nd Half: 12-24		50.0%		Game: 52.0%		DEAD							
3-Pt. FG%		1st Half: 2-6		33.3%		2nd Half: 5-10		50.0%		Game: 43.8%		REBS							
F Throw %		1st Half: 6-7		85.7%		2nd Half: 6-6		100%		Game: 92.3%									

SMU 12-10		tot-fg		3-pt		rebounds		pf		tp		a		to blk		s		min	
##	Player	fg	fga	fg	fga	ft	fta	of	de	tot	pf	tp	a	to	blk	s	min		
01	Feron Hunt	f	3	8	1	5	0	0	1	3	4	2	7	0	1	1	0	20	
15	Isiaha Mike	f	7	16	4	11	0	3	1	9	10	3	18	4	1	3	0	39	
25	Ethan Chargois	f	7	7	2	6	5	5	3	0	3	3	11	4	2	0	1	37	
05	Nat Dixon	g	0	4	0	3	0	0	2	3	5	2	0	2	0	0	2	27	
33	Jimmy Whitt Jr.	g	11	19	1	3	0	2	2	1	3	2	23	4	3	1	2	40	
00	Jahmal McMurray	g	0	3	0	3	0	0	0	0	0	1	0	1	0	0	0	5	
03	William Douglas	g	0	1	0	1	0	0	1	1	0	0	1	0	0	1	0	4	
13	CJ White	g	2	5	2	5	0	0	0	1	1	0	6	0	1	1	0	26	
21	Jahmar Young Jr.	g	0	0	0	0	0	0	0	1	1	0	0	0	0	0	1	4	
TEAM		2		3															
Totals.....		25	63	10	37	5	10	12	19	31	14	65	16	8	6	7	200		
TOTAL FG%		1st Half: 11-36		30.6%		2nd Half: 14-27		51.9%		Game: 39.7%		DEAD							
3-Pt. FG%		1st Half: 6-25		24.0%		2nd Half: 4-12		33.3%		Game: 27.0%		REBS							
F Throw %		1st Half: 0-2		0.0%		2nd Half: 5-8		62.5%		Game: 50.0%									

Officials: Bill Ek, Kelly Self, Randy Heimann Technicals: None. Attendance: 5989
 SMU 36 37 65
 UCF 28 37 65
 Points in the paint-UCF 32, SMU 24. Points off turnovers-UCF 10, SMU 13. 2nd chance points-UCF 6, SMU 15.
 Fast break points-UCF 9, SMU 12. Bench points-UCF 9, SMU 6. Score tied-2 times. Lead changed-2 times.
 Last FG-UCF 2nd-02:01, SMU 2nd-00:25. Largest lead-UCF by 12 2nd-17:55, SMU by 2 1st-10:39.
 UCF led for 37:03. SMU led for 00:54. Game was tied for 02:03.

DALLAS (AP) -- Aubrey Dawkins had a season-high 26 points as Central Florida defeated SMU 71-65 on Sunday. Dawkins hit 9 of 12 shots, including 4 of 6 from beyond the arc. Collin Smith had 18 points, nine rebounds and five assists for Central Florida (17-5, 7-3 American Athletic Conference). Tacko Fall added 10 points. BJ Taylor had seven assists for the visitors. Jimmy Whitt Jr. scored a career-high 23 points for the Mustangs (12-11, 4-7), whose losing streak stretched to four games. Isiaha Mike added 18 points and 10 rebounds. Ethan Chargois had 11 points.

22 USF67 SMU Record
at SMU66 12-10, 4-6 AAC

02/07/19 8:00 pm at Dallas, Texas (Moody Coliseum)

USF 15-6		tot-fg		3-pt		rebounds		pf		tp		a		to blk		s		min	
##	Player	fg	fga	fg	fga	ft	fta	of	de	tot	pf	tp	a	to	blk	s	min		
04	Michael Durr	f	4	7	0	0	0	0	1	2	3	2	8	0	0	2	1	32	
20	Mayan Kir	f	2	4	0	0	0	0	2	1	3	2	5	4	0	4	0	12	
00	David Collins	g	9	17	3	7	2	2	0	4	4	2	23	3	3	0	3	36	
03	Laquincy Rideau	g	4	6	4	5	2	3	2	4	6	4	14	9	4	1	1	34	
13	Justin Brown	g	2	6	2	5	0	0	0	1	1	1	6	1	0	0	1	21	
01	Xavier Castaneda	g	1	3	0	1	0	0	0	1	1	2	2	1	0	0	1	10	
05	Rashun Williams	g	1	4	0	2	0	0	0	3	3	0	2	2	0	0	0	17	
23	T.J. Lang	g	2	5	2	4	0	0	0	1	2	1	6	0	0	0	0	19	
34	Antun Maricevic	g	1	3	0	0	0	0	1	2	3	2	2	2	0	0	0	19	
TEAM		3		3															
Totals.....		26	55	11	25	4	5	10	18	28	17	67	17	12	4	7	200		
TOTAL FG%		1st Half: 15-29		51.7%		2nd Half: 11-26		42.3%		Game: 47.3%		DEAD							
3-Pt. FG%		1st Half: 7-17		41.2%		2nd Half: 4-8		50.0%		Game: 44.0%		REBS							

25 Connecticut.....59 SMU Record 13-12, 5-8 AAC
at SMU.....77

02/21/19 8:00 pm at Dallas, Texas (Moody Coliseum)
UConn 13-13

#	Player	tot-fg			3-pt			rebounds			ft	fla	of	de	tot	pf	tp	a	to	blk	s	min	
		f	g	a	f	g	a	of	de	tot													
12	Tyler Polley	f	6	15	5	9	2	3	3	0	3	0	3	0	19	1	2	0	1	0	1	38	
15	Sidney Wilson	f	2	11	0	0	2	4	3	1	4	4	2	6	0	1	2	0	1	2	2	27	
25	Josh Carlton	f	1	4	0	0	0	0	3	2	5	2	5	2	14	3	3	0	1	2	2	17	
01	Christian Vital	g	0	12	4	8	2	2	2	1	1	3	4	1	1	1	1	0	1	0	1	31	
02	Tarin Smith	g	0	2	0	0	1	2	2	1	1	3	6	1	1	1	0	0	0	1	0	18	
00	Eric Cobb	g	2	9	0	0	0	1	2	4	3	1	4	0	1	4	0	0	0	1	4	23	
03	Allerique Gilbert	g	3	10	0	6	0	0	1	3	4	2	6	3	2	0	0	0	0	0	1	4	
05	Isaiah Whaley	g	2	2	0	0	0	0	2	0	2	0	2	0	4	3	2	0	0	0	0	23	
10	Brendan Adams	g	1	3	1	2	0	0	0	3	3	0	3	2	0	0	0	0	0	0	0	25	
TEAM																							
Totals.....		21	70	10	27	7	13	18	15	33	12	59	13	10	2	8	200	DEAD			2		
TOTAL FG%		1st Half: 9-34		26.5%		2nd Half: 12-36		33.3%		Game: 30.0%		DEAD								REBS		3	
3-Pt. FG%		1st Half: 5-13		38.5%		2nd Half: 5-14		35.7%		Game: 37.0%		DEAD								REBS		3	
F Throw %		1st Half: 5-7		71.4%		2nd Half: 2-6		33.3%		Game: 53.8%		DEAD								REBS		3	

SMU 15-12
UConn 13-13

#	Player	tot-fg			3-pt			rebounds			ft	fla	of	de	tot	pf	tp	a	to	blk	s	min	
		f	g	a	f	g	a	of	de	tot													
01	Feron Hunt	f	5	6	0	1	1	1	0	6	6	2	11	0	2	1	2	3	3	0	2	28	
15	Isaiah Mike	f	4	9	2	2	4	5	1	7	8	3	14	2	3	3	2	3	0	2	0	36	
25	Ethan Chargois	f	4	9	2	2	4	5	1	7	8	4	14	1	1	2	0	0	0	0	0	29	
00	Jahmal McMurray	g	10	14	3	4	2	3	0	4	4	1	25	3	3	0	2	3	0	2	0	33	
33	Jimmy Whitt Jr.	g	3	10	0	2	2	3	1	5	6	2	8	5	3	0	0	0	0	0	0	34	
03	William Douglas	g	1	1	1	1	0	0	1	1	0	2	1	1	0	1	0	1	0	0	0	8	
12	Nat Dixon	g	0	0	0	0	0	0	1	1	2	0	3	4	1	0	1	0	0	0	0	30+	
05	James Pyle	g	0	0	0	0	0	0	0	2	2	0	0	0	0	0	0	1	0	0	0	6	
13	CJ White	g	0	0	0	0	0	0	1	0	1	0	0	0	0	0	1	0	0	0	0	2	
21	Jahmar Young Jr.	g	0	0	0	0	0	0	1	0	1	0	0	0	1	1	0	0	0	0	0	6	
TEAM																							
Totals.....		28	49	8	15	13	15	5	34	39	13	77	16	16	8	6	200	DEAD			2		
TOTAL FG%		1st Half: 14-24		58.3%		2nd Half: 14-25		56.0%		Game: 57.1%		DEAD								REBS		2	
3-Pt. FG%		1st Half: 3-7		42.9%		2nd Half: 5-8		62.5%		Game: 53.3%		DEAD								REBS		2	
F Throw %		1st Half: 5-6		83.3%		2nd Half: 8-9		88.9%		Game: 86.7%		DEAD								REBS		2	

Officials: Terry Wymer, Terry Oglesby, Doug Simmons Technicals: None. Attendance: 5856
 UConn 28 31 59 SMU 41 54 95
 Points in paint-UConn 20, SMU 40. Points off turnovers-UConn 11, SMU 7. 2nd chance points-UConn 12, SMU 5.
 Fast break pts-UConn 17, SMU 17. Bench pts-UConn 17, SMU 5. Score tied-2 times. Lead changed-4 times.
 Last FG-UConn 2nd-00:30, SMU 2nd-00:40. Largest lead-UConn by 1 1st-08:36, SMU by 20 2nd-00:40.
 UConn led for 01:20. SMU led for 36:36. Game was tied for 02:04.

DALLAS (AP) -- Jahmal McMurray drove for three straight layups in a 12-2 run late in the first half, and SMU went on to beat UConn 77-59. The game was tied at 24 before the Mustangs regained the lead with 3-pointers by Nat Dixon and Isaiah Mike before McMurray began slicing through the UConn defense to build SMU's lead to 36-26 with 2:24 remaining. McMurray led SMU (13-12, 5-8) with a game-high 25 points. Ethan Chargois and Mike scored 14 each, and Feron Hunt had 11. Tyler Polley led UConn (13-13, 4-9) with 19 points. Christian Vital had 14. SMU scored the game's first seven points. The Huskies battled back to take their first lead at 19-18 on a 3-pointer by Polley with 8:31 left in the first half. UConn was in the game earlier in the half because the visitors made 5 of their first 10 3-point attempts, including two each by Polley and Vital. The Huskies were 4-for-21 on 2-point attempts (19%), and SMU outrebounded them 21-15 in the first half. SMU extended the lead to as many as 19 points, on a 3-pointer by Chargois for a 64-45 advantage.

27 [23/22] Cincinnati.....52 SMU Record 13-14, 5-10 AAC
at SMU.....49

02/27/19 8:00 pm at Dallas, Texas (Moody Coliseum)
Cincinnati 24-4, 13-2

#	Player	tot-fg			3-pt			rebounds			ft	fla	of	de	tot	pf	tp	a	to	blk	s	min	
		f	g	a	f	g	a	of	de	tot													
13	Tre Scott	f	2	8	0	2	0	0	4	6	10	0	4	2	2	0	0	0	0	0	0	22	
33	Nysher Brooks	c	3	12	0	2	2	2	6	6	12	0	8	2	0	1	3	0	0	0	0	30	
02	Keith Williams	g	2	18	0	4	4	4	2	3	5	1	6	2	0	1	1	2	0	1	1	29	
03	Justin Jenifer	g	2	8	2	6	0	0	2	2	2	1	6	1	1	0	0	1	2	0	1	25	
34	Jarron Cumberland	g	4	13	0	4	4	5	2	5	7	1	4	12	4	2	0	0	0	0	0	35	
00	Trevor Moore	g	0	0	0	0	0	0	0	1	1	0	0	0	0	0	0	0	0	0	0	11	
10	Rashawn Fredericks	g	2	3	0	0	0	0	1	3	4	2	6	0	0	0	0	0	0	0	0	15	
15	Cane Broome	g	0	5	1	2	2	2	0	1	1	1	5	1	0	0	0	0	0	0	0	23	
20	Mamoudou Diarra	g	0	0	0	0	0	0	0	0	0	0	0	0	0	0	0	0	0	0	0	5	
22	Eliel Noseseme	g	0	0	0	0	0	0	0	0	0	0	0	0	0	0	0	0	0	0	0	4	
TEAM																							
Totals.....		17	64	4	21	14	15	21	29	50	11	52	10	8	4	3	200	DEAD			3		
TOTAL FG%		1st Half: 9-40		22.5%		2nd Half: 8-24		33.3%		Game: 26.6%		DEAD								REBS		0	
3-Pt. FG%		1st Half: 4-16		25.0%		2nd Half: 0-5		0.0%		Game: 19.0%		DEAD								REBS		0	
F Throw %		1st Half: 0-0		0.0%		2nd Half: 14-15		93.3%		Game: 93.3%		DEAD								REBS		0	

SMU 13-14, 5-10
Cincinnati 24-4, 13-2

#	Player	tot-fg			3-pt			rebounds			ft	fla	of	de	tot	pf	tp	a	to	blk	s	min	
		f	g	a	f	g	a	of	de	tot													
01	Feron Hunt	f	3	11	0	0	0	0	2	6	8	3	6	3	1	4	1	3	0	0	0	34	
15	Isaiah Mike	f	0	11	0	5	1	2	3	4	7	4	7	0	1	3	3	0	0	0	0	34	
25	Ethan Chargois	f	0	11	0	3	0	1	3	4	7	4	0	1	0	1	0	1	0	0	0	30	
00	Jahmal McMurray	g	10	22	6	14	1	1	0	2	6	1	27	1	2	1	0	0	0	0	0	37	
33	Jimmy Whitt Jr.	g	3	9	0	0	0	0	0	9	3	2	6	2	2	1	1	0	0	0	0	35	
05	Nat Dixon	g	1	4	1	2	0	0	1	2	3	0	3	2	0	0	0	0	0	0	0	21	
21	Jahmar Young Jr.	g	0	0	0	0	0	0	0	0	0	0	0	0	0	0	0	0	0	0	0	1	
23	CJ White	g	0	1	0	0	0	0	0	0	0	1	0	0	0	0	0	0	0	0	0	6	
TEAM																							
Totals.....		20	57	7	24	2	3	8	27	35	15	49	10	9	10	2	200	DEAD			3		
TOTAL FG%		1st Half: 12-27		44.4%		2nd Half: 8-30		26.7%		Game: 35.1%		DEAD								REBS		3	
3-Pt. FG%		1st Half: 3-10		30.0%		2nd Half: 4-14		28.6%		Game: 29.2%		DEAD								REBS		3	
F Throw %		1st Half: 1-2		50.0%		2nd Half: 1-1		100%		Game: 66.7%		DEAD								REBS		1	

Officials: Randy Heimerman, Anthony Jordan, Joe Lindsay Technicals: None. Attendance: 5747
 Cincinnati 22 30 52 SMU 28 27 55
 Points in the paint-CIN 24, SMU 20. Points off turnovers-CIN 9, SMU 8. 2nd chance points-CIN 25, SMU 9.
 Fast break points-CIN 4, SMU 10. Bench points-CIN 14, SMU 3. Score tied-3 times. Lead changed-8 times.
 Last FG-CIN 2nd-01:53, SMU 2nd-00:03. Largest lead-CIN by 7 2nd-02:32, SMU by 6 1st-00:38.
 CIN led for 21:57. SMU led for 13:20. Game was tied for 04:43.

DALLAS (AP) -- Rashawn Fredericks put No. 23 Cincinnati ahead to stay with his only two field goals and the Bearcats beat SMU 52-49. Fredericks finished with six points for the Bearcats (24-4, 13-2), and his consecutive layups midway through the second half made it 36-33. That was part of an 8-0 run, and Cincinnati never trailed again despite shooting a season-low 26.6 percent (17 of 64) from the field. Jarron Cumberland led Cincinnati with 12 points, well below his season average of 18.6 per game that was second in the conference. He didn't reach double figures until making four free throws in the final 37 seconds. Jahmal McMurray had 27 points for SMU (13-14, 5-10). After a dunk by Cumberland put Cincinnati up 19-14 with 5:59 left in the first half, SMU ended the half with a 14-3 run for a 28-22 lead at the break. The Bearcats, who missed 11 of their first 12 shots to start the game, made only one of their last nine in the half -- a 3-pointer by Justin Jenifer that put them up 22-20. SMU then went ahead on a 3-pointer by McMurray. Cincinnati scored the first six points of the second half, a jumper by Keith Williams with 17:16 left making it 28-all for the only tie of the second half.

26 SMU.....48 SMU Record 13-13, 5-9 AAC
at UCF.....95

02/24/19 12:00 pm at Orlando, Fla. (CFE Arena)
SMU 13-13

#	Player	tot-fg			3-pt			rebounds			ft	fla	of	de	tot	pf	tp	a	to	blk	s	min
		f	g	a	f	g	a	of	de	tot												
01	Feron Hunt	f	6	14	1	4	0	0	2	2	4	2	7	1	0	1	0	0	0	0	1	22
15	Isiah Mike	f	3	8	1	3	1	2	2	1	2	2	4	8	0	1	1	1	1	1	1	24
25	Ethan Chargois	f	3	7	1	3	2	2	1	1	2	2	4	9	1	0	0	0	0	0	0	26
00	Jahmal McMurray	g	3	17	1	5	1	2	0	5	5	1	8	1	2	0	0	0	0	0	0	29
33	Jimmy Whitt Jr.	g	2	12	0	3	0	0	3	4	7	4	4	1	1	0	0	0	0	0	0	23
03	William Douglas	g	0	6	0	4	2	2	0	1	1	1	2	0	0	0	0	0	0	0	0	11
05	Nat Dixon	g	1	9	1	6	0	1	0	2	1	2	1	3	0	0	0	0	0	0	0	24
12	James Pyle	g	0	0	0	0	0	0	0	0	0	0	0	0	0	0	0	0	0	0	0	1
13	CJ White	g	2	4	2	4	1	2	2	3	5	1	7	2	0	0	1	0	0	0	0	31
21	Jahmar Young Jr.	g	0	0	0	0	0	0	0	2</												

29 SMU79 **SMU Record**
at [12/12] Houston.....90 **13-16, 5-12 AAC**

03/07/19 8:00 pm at Houston, Texas (Feritita Center)
SMU 13-16, 15-2

#	Player	tot-fg		3-pt		rebounds			pf	tp	a	to	blk	s	min
		fg	fga	fg	fga	of	de	tot							
01	HUNT, Feron	f	4	5	0	1	2	4	1	3	4	2	1	0	25
15	MIKE, Isiah	f	3	6	1	2	4	10	0	3	4	2	1	0	24
25	CHARGOIS, Ethan	f	5	10	2	2	8	10	0	6	6	2	1	0	37
00	McMURRAY, Jahmal	g	9	13	2	5	7	7	0	2	2	2	3	0	37
10	FOSTER, Jarrey	g	2	6	2	3	2	0	0	1	3	4	2	0	24
03	DOUGLAS, William	g	1	1	0	0	0	0	0	1	3	4	2	0	18
05	DIXON, Nat	g	0	2	0	0	0	0	0	1	0	1	0	0	16
21	YOUNG JR., Jahmar	g	0	0	0	1	2	0	0	0	0	1	0	0	2
TEAM															
Totals.....		24 46		10 19		21 26		5 20		25 16		79 10		15 0 4 200	
TOTAL FG%		1st Half: 13-19		68.4%		2nd Half: 11-27		40.7%		Game: 52.2%		DEAD		REBS	
3-Pt. FG%		1st Half: 7-10		70.0%		2nd Half: 3-9		33.3%		Game: 52.6%		DEAD		REBS	
F Throw %		1st Half: 4-5		80.0%		2nd Half: 17-21		81.0%		Game: 80.8%		DEAD		REBS	

Houston 28-2, 5-12

#	Player	tot-fg		3-pt		rebounds			pf	tp	a	to	blk	s	min
		fg	fga	fg	fga	of	de	tot							
24	Brean Brady	f	7	8	0	0	2	3	4	2	6	1	0	0	1
35	Fabian White Jr	f	3	2	0	0	2	2	0	0	3	0	0	0	13
02	Landon Goelsing	g	0	0	0	1	1	3	0	0	1	0	0	0	5
05	Cory Davis Jr.	g	6	14	4	11	1	1	0	0	1	17	4	2	1
25	Galen Robinson, Jr.	g	5	8	0	2	1	2	0	1	0	11	5	3	0
03	Armoni Brooks	g	5	10	0	2	1	0	0	2	8	4	2	0	1
11	Nate Hinton	g	7	13	6	10	0	0	2	8	10	4	2	0	1
13	DeJon Jarreau	g	3	6	1	2	1	1	0	1	1	2	8	4	1
23	Cedrick Alley Jr.	g	0	0	0	0	0	0	0	1	1	0	0	0	1
55	Brison Gresham	g	0	0	0	0	0	0	0	1	1	4	0	0	0
TEAM															
Totals.....		34 64		12 29		10 14		13 22		35 19		90 11		2 6 200	
TOTAL FG%		1st Half: 18-32		56.3%		2nd Half: 16-32		50.0%		Game: 53.1%		DEAD		REBS	
3-Pt. FG%		1st Half: 6-12		50.0%		2nd Half: 6-17		35.3%		Game: 41.4%		DEAD		REBS	
F Throw %		1st Half: 4-4		100%		2nd Half: 6-10		60.0%		Game: 71.4%		DEAD		REBS	

Officials: Joe Lindsay, Don Daily, Ted Valentine
 SMU 37 42 79
 Houston 46 44 90

Points in the paint-SMU 20, HOU 38. Points off turnovers-SMU 7, HOU 22. 2nd chance points-SMU 8, HOU 24. Fast break points-SMU 13, HOU 7. Bench points-SMU 1, HOU 37. Score tied-2 times. Lead changed-6 times. Last FG-SMU 2nd-01:25, HOU 2nd-00:56. Largest lead-SMU by 4 1st-16:50, HOU by 17 2nd-17:07. SMU led for 03:36. HOU led for 34:57. Game was tied for 01:27.

HOUSTON (AP) - Armoni Brooks had 20 points and 10 rebounds, Corey Davis Jr. added 17 points and No. 12 Houston beat SMU 90-79. Jahmal McMurray had 24 points, and Ethan Chargois added 21 points for SMU. Isiah Mike scored 15 points, and Feron Hunt had 10 for the Mustangs. They shot 52%. SMU had the highest points and field goal percentage allowed by Houston this season. Brooks made six 3-pointers, Davis had four and the Cougars shot 53% overall, going 12 of 29 from behind the arc. Brean Brady added 16 points, Galen Robinson Jr. had 11, and Houston turned 15 SMU turnovers into 22 points. After SMU opened the second half with Jarrey Foster's 3-pointer to cut the lead to six, Houston responded with an 11-0 run to up the lead to 57-40 with 17 minutes remaining on 7 straight points by Davis. SMU got no closer than nine the rest of the way. Houston used a 21-6 run over an 8-minute span to open up a 27-16 lead. Brooks hit 3 consecutive 3-pointers to lead the run. The Mustangs were able to keep it close in the first half, hitting 68 percent from the floor, including 7-10 on 3-pointers, but Houston's depth was too much. The Mustangs were 21 of 26 from the free throw line.

31 #10 SMU74 **SMU Record**
vs #7 Tulsa.....65 **15-16**

03/14/19 7:00 pm at Memphis, Tennessee (FedExForum) - AAC Championship First Round
SMU 15-16

#	Player	tot-fg		3-pt		rebounds			pf	tp	a	to	blk	s	min
		fg	fga	fg	fga	of	de	tot							
15	MIKE, Isiah	f	2	9	1	4	0	0	0	7	3	8	1	2	3
25	CHARGOIS, Ethan	f	5	9	1	3	1	3	12	2	2	1	1	0	38
00	McMURRAY, Jahmal	g	7	14	4	9	9	11	0	2	2	3	27	5	1
10	FOSTER, Jarrey	g	4	9	0	4	5	3	3	6	2	10	1	2	0
33	WHITT JR., Jimmy	g	4	9	0	0	1	1	4	5	2	8	3	3	1
01	HUNT, Feron	g	3	3	1	1	1	2	0	0	1	8	0	3	1
03	DOUGLAS, William	g	1	1	0	0	0	0	1	3	1	0	0	0	7
05	DIXON, Nat	g	0	0	0	0	0	0	0	0	0	1	0	0	0
TEAM															
Totals.....		24 52		10 25		16 22		5 31		36 15		74 13		4 7 200	
TOTAL FG%		1st Half: 16-26		61.5%		2nd Half: 8-26		30.8%		Game: 46.2%		DEAD		REBS	
3-Pt. FG%		1st Half: 6-13		46.2%		2nd Half: 4-12		33.3%		Game: 40.0%		DEAD		REBS	
F Throw %		1st Half: 9-11		81.8%		2nd Half: 7-11		63.6%		Game: 72.7%		DEAD		REBS	

Tulsa 18-14

#	Player	tot-fg		3-pt		rebounds			pf	tp	a	to	blk	s	min
		fg	fga	fg	fga	of	de	tot							
01	Marqus Igbanu	f	3	6	0	3	3	5	2	5	7	4	9	2	1
02	Daquan Jeffries	f	5	10	2	6	3	3	1	2	3	15	6	0	2
04	Sterling Taplin	g	2	9	0	4	1	2	0	4	3	5	4	3	0
05	Lawson Korita	g	1	5	0	4	0	0	5	7	12	0	3	4	1
10	Curran Scott	g	0	0	0	0	0	0	0	0	0	0	0	0	0
00	Chris Barnes	g	1	5	1	4	0	0	0	0	2	3	2	1	0
03	Elijah Joiner	g	0	2	0	1	4	0	0	1	1	2	2	0	1
11	Daren Jackson	g	0	2	0	2	2	0	0	1	1	2	2	0	1
03	Jeriah Home	g	8	18	3	9	0	0	0	6	6	3	19	0	0
44	Simon Falokun	g	0	0	0	0	0	0	0	6	6	0	0	1	0
TEAM															
Totals.....		24 66		8 33		9 12		10 27		37 17		65 21		10 3 5 200	
TOTAL FG%		1st Half: 12-31		38.7%		2nd Half: 12-35		34.3%		Game: 36.4%		DEAD		REBS	
3-Pt. FG%		1st Half: 6-15		40.0%		2nd Half: 2-18		11.1%		Game: 24.2%		DEAD		REBS	
F Throw %		1st Half: 3-4		75.0%		2nd Half: 6-8		75.0%		Game: 75.0%		DEAD		REBS	

Officials: Sean Casady, Randy Heimerman, Anthony Jordan
 SMU 47 27 74
 Tulsa 33 27 65

Points in the paint-SMU 16, TLS 32. Points off turnovers-SMU 12, TLS 7. 2nd chance points-SMU 2, TLS 10. Fast break points-SMU 8, TLS 12. Bench points-SMU 11, TLS 24. Score tied-2 times. Lead changed-4 times. Last FG-SMU 2nd-01:35, TLS 2nd-02:44. Largest lead-SMU by 20 2nd-13:09, TLS by 3 1st-16:22. SMU led for 36:55. TLS led for 02:19. Game was tied for 00:46.

MEMPHIS, Tenn. -- Jahmal McMurray had 27 points as No. 10 SMU defeated No. 7 Tulsa, 74-65, in the first round of the AAC Tournament. McMurray shot 7-14 from the field and made 9-11 from the free throw line to lead all scorers. He filled out his line with four 3-pointers, five rebounds, five assists and one steal. SMU's guard spear-headed a Mustang attack that scored 47 first-half points and shot over 45% from the field and 40% from long range. SMU led for 36:53 of the game and by as many as 20 points, shooting 61.5% from the field in the first half. The Mustangs led by 14 at the half and held off a second-half comeback by Tulsa. The Golden Hurricane held SMU to 27 second-half points while Jeriah Home came off the bench to score 19 points with six rebounds and three 3-pointers but Tulsa could not break through in the end. Tulsa held a 32-16 edge in points in the paint but only connected on eight of its 33 3-point attempts. Ethan Chargois had 12 points, six rebounds and two assists for SMU while Jarrey Foster added 10 points and eight rebounds. Tulsa senior DaQuan Jeffries added 15 points with six assists. He also shot 5-10 from the field with two 3-pointers, two blocks and a steal. Lawson Korita was limited to four points but hauled in 14 rebounds, including five on the offensive glass.

30 SMU77 **SMU Record**
at USF.....71 **14-16, 6-12 AAC**

03/10/19 4:00 p.m. at Tampa, Fla. - Yuengling Center
SMU 14-16, 6-12

#	Player	tot-fg		3-pt		rebounds			pf	tp	a	to	blk	s	min
		fg	fga	fg	fga	of	de	tot							
15	MIKE, Isiah	f	5	10	1	4	0	0	0	1	1	3	11	1	2
25	CHARGOIS, Ethan	f	5	9	2	2	7	8	0	4	5	3	19	3	2
00	McMURRAY, Jahmal	g	5	9	1	4	2	2	0	3	3	4	13	6	0
10	FOSTER, Jarrey	g	1	3	0	2	0	0	0	4	4	14	2	0	1
33	WHITT JR., Jimmy	g	7	11	0	0	4	0	0	4	0	4	0	0	3
01	HUNT, Feron	g	0	7	0	1	4	6	2	12	14	2	17	0	1
03	DOUGLAS, William	g	0	0	0	1	0	0	0	0	0	1	0	0	0
12	PYLE, James	g	0	0	0	0	0	0	0	0	0	1	0	0	0
21	YOUNG JR., Jahmar	g	0	0	0	0	0	0	0	0	0	1	0	0	0
TEAM															
Totals.....		29 50		6 14		13 20		3 26		29 20		77 16		10 2 9 200	
TOTAL FG%		1st Half: 15-28		53.6%		2nd Half: 14-22		63.6%		Game: 58.0%		DEAD		REBS	
3-Pt. FG%		1st Half: 4-9		44.4%		2nd Half: 2-5		40.0%		Game: 42.9%		DEAD		REBS	
F Throw %		1st Half: 2-6		33.3%		2nd Half: 11-14		78.6%		Game: 65.0%		DEAD		REBS	

USF 12-18, 8-10

#	Player	tot-fg		3-pt		rebounds			pf	tp	a	to	blk	s	min
		fg	fga	fg	fga	of	de	tot							
10	YEINA, Alexis	f	6	13	0	2	5	8	5	8	13	2	17	0	0
4	SOEKIC, Nikola	f	0	1	0	1	0	0	0	0	0	0	0	0	3
00	COLLINS, David	g	3	13	0	5	9	11	2	6	8	3	15	7	0
13	BROWN, Justin	g	2	6	2	6	4	6	2	0	2	1	10	2	3
23	LANG, T.J.	g	3	8	2	4	0	1	1	3	4	4	8	3	0
01	CASTANEDA, Xavier	g	3	9	2	0	4	4	3	4	7	3	6	0	

The Last Time...	SMU Opponent	Date	Result	Opp Opponent	Date	Result
Scored 110 pts	110 Hardin-Simmons	11/20/1999	W 110-69			
Scored 105 pts	105 Hampton	12/17/2015	W, 105-72	105 at Texas Tech	12/1/2004	L, 105-67
Scored 100 pts	103 Memphis	3/4/2017	W, 103-62	105 at Texas Tech	12/1/2004	L, 105-67
Scored 99 pts	103 Memphis	3/4/2017	W, 103-62	99 Houston	1/16/2008	L, 99-71
Scored 96 pts	98 Western Carolina	11/14/2018	W, 98-65	96 UTEP	3/1/2008	W, 99-96 2ot
Scored 95 pts	98 Western Carolina	11/14/2018	W, 98-65	95 at UCF	2/24/2019	L, 95-48
Scored 90 pts	91 McNeese	11/29/2018	W, 91-59	90 at [12/12] Houston	3/7/2019	L, 90-79
Scored 50 pts or less	49 [23/22] Cincinnati	2/27/2019	L, 52-39	39 USF	12/31/2017	W, 79-39
Scored 48 pts or less	48 at UCF	2/24/2019	L, 95-48	39 USF	12/31/2017	W, 79-39
Scored 44 pts or less	37 at UCF	2/17/2018	L, 52-37	39 USF	12/31/2017	W, 79-39
Scored 43 pts or less	37 at UCF	2/17/2018	L, 52-37	39 USF	12/31/2017	W, 79-39
Scored 40 pts or less	37 at UCF	2/17/2018	L, 52-37	39 USF	12/31/2017	W, 79-39
Scored 38 pts or less	37 at UCF	2/17/2018	L, 52-37	38 Alabama State	12/22/2010	W, 49-38
Scored 35 pts or less	28 UAB	2/15/2012	L, 47-28	32 Wayland Baptist	11/24/2010	W, 65-32
Scored 55 pts or more (1st half)	55 Louisiana-Monroe	11/22/2006	W, 99-66	53 Centenary	11/17/2007	L, 93-76
Scored 54 pts or more (1st half)	54 Lamar	11/21/2010	W, 102-70	53 Centenary	11/17/2007	L, 93-76
Scored 52 pts or more (1st half)	52 (52-32) Western Carolina	11/14/2018	W, 98-65	53 Centenary	11/17/2007	L, 93-76
Scored 50 pts or more (1st half)	52 (52-32) Western Carolina	11/14/2018	W, 98-65	51 (51-29) vs. Colorado State	11/14/2011	L, 75-56
Scored 60 pts or more (2nd half)	62 (62-31) Hampton	12/17/2015	W, 105-72	63 at Tulane	1/25/2012	L, 80-74
Scored 55 pts or more (2nd half)	55 (55-38) Memphis	3/4/2017	W, 103-62	56 (56-38) vs. East Carolina	3/10/2017	W, 81-77
Scored 54 pts or more (2nd half)	55 (55-38) Memphis	3/4/2017	W, 103-62	54 (54-30) at UCF	2/24/2019	L, 95-48
Scored 52 pts or more (2nd half)	55 (55-38) Memphis	3/4/2017	W, 103-62	54 (54-30) at UCF	2/24/2019	L, 95-48
Scored 50 pts or more (2nd half)	51 (51-35) McNeese	11/29/2018	W, 91-59	54 (54-30) at UCF	2/24/2019	L, 95-48
Scored 50 pts or less (consecutive gms)	at UCF 2/24/19 (L, 95-48), [23/22] Cincinnati 2/27/19 (L, 52-49)			at UCF 1/18/14 (W, 58-46), Hofstra 1/19/14 (W, 73-49)		
Scored 20 pts or less in half	18 (1st half) at UCF	2/24/2019	L, 95-48	16 (1st half) USF	12/31/2017	W, 79-39
Scored 19 pts or less in half	18 (1st half) at UCF	2/24/2019	L, 95-48	16 (1st half) USF	12/31/2017	W, 79-39
Scored 17 pts or less in half	17 (1st half) at UCF	2/17/2018	L, 52-37	16 (1st half) USF	12/31/2017	W, 79-39
Scored 15 pts or less in half	14 (1st half) Marshall	2/18/2012	L, 73-68	15 (1st half) UAPB	11/18/2017	W, 72-37
Scored 13 pts or less in half	12 (1st half) UAB	2/15/2012	L, 47-28	8 (1st half) Northwestern State	11/15/2017	W, 81-35
Scored 12 pts or less in half	12 (1st half) UAB	2/15/2012	L, 47-28	8 (1st half) Northwestern State	11/15/2017	W, 81-35
Won by 45+	54 (98-44) New Hampshire	12/5/2015	W, 98-44	47 at UCF	2/24/2019	L, 95-48
Won by 45+	46 (81-35) Northwestern State	11/15/2017	W, 81-35	47 at UCF	2/24/2019	L, 95-48
Won by 40+	40 (79-39) USF	12/31/2017	W, 79-39	47 at UCF	2/24/2019	L, 95-48
Won by 35+	40 (79-39) USF	12/31/2017	W, 79-39	47 at UCF	2/24/2019	L, 95-48
Won by 33+	33 (98-65) Western Carolina	11/14/2018	W, 98-65	47 at UCF	2/24/2019	L, 95-48
Won by 30+	32 (91-59) McNeese	11/29/2018	W, 91-59	47 at UCF	2/24/2019	L, 95-48
Won by 25+	28 (82-54) East Carolina	1/2/2019	W, 82-54	47 at UCF	2/24/2019	L, 95-48
Won by 21+	28 (82-54) East Carolina	1/2/2019	W, 82-54	47 at UCF	2/24/2019	L, 95-48
Won by 20+	20 (77-57) Tulsa	1/12/2019	W, 77-57	47 at UCF	2/24/2019	L, 95-48
Led by 35+ at halftime	35 (52-17) McNeese State	12/2/2013	W, 88-59			
Led by 34+ at halftime	34 (49-15) USF	12/31/2014	W, 83-49			
Led by 30+ at halftime	31 (48-17) Nicholls	12/16/2015	W, 86-42			
Led by 29+ at halftime	29 (49-20) East Carolina	2/1/2017	W, 86-46			
Led by 25+ at halftime	28 (36-8) Northwestern State	11/15/2017	W, 81-35			
Tied on FG in last 10 secs (force ot previous)	25-ft left wing 3FG at 0.0 Houston (Shawn Williams)	2/2/2013	L, 84-80 ot			
Tied on FT in last 10 secs (force ot)	35-ft 3FG at 0.5 Rice (Dez Willingham)	1/21/2006	W, 80-69 ot			
Won on shot in last 10 seconds previous	3-3 FT at 0:06.8 Marshall (Dez Willingham)	2/16/2006	L, 75-72 ot	Left corner 3, 6.2 USF	2/7/2019	L, 67-66
Won on shot at buzzer previous	10-ft right baseline vs Wright St (Jimmy Whitt Jr.)	11/21/2018	W, 77-76	Driving reverse 1.0 at Wichita State	1/30/2019	L, 85-83
Won on FT in last 10 seconds	3FG right corner at 6.5 California	3/26/2014	W, 67-65	12' left base 1.2 Temple	1/10/2018	L, 66-64
Shot 70%	19-ft inside top key at 0.0 at Tulsa (Jeremiah Samarrrippas)	1/7/2012	W, 57-55	75-ft 3FG 0.0 at Marshall (Markel Humphrey)	1/21/2009	L, 53-50
Shot 68%	2-2 FTs at 0:00.1 Jacksonville (Papa Dia)	3/19/2011	W, 63-62	2-2 FT 0:00.6 SC-Upstate (Mezjie Uzochukwu)	12/18/2007	L, 58-56
Shot 65%	72.3 (34-47) Lamar	11/21/2010	W, 102-70			
Shot 62%	69.8 (30-43) Southern Miss	1/22/2011	W, 79-65	66.1 Kansas St.	12/2/1978	
Shot 60%	66.7 (32-48) Ark-Pine Bluff	11/24/2013	W, 87-61	66.1 Kansas St.	12/2/1978	
Shot 30% or less	63.8 (30-47) at [7/4] Wichita State	1/17/2018	W, 83-79	60.7 (34-56) at Southern Miss	2/20/2008	L, 81-61
Shot 27% or less	61.8 (34-55) East Carolina	1/28/2018	W, 86-61	26.6 (17-64) [23/22] Cincinnati	2/27/2019	L, 52-49
Shot 25% or less	24.6 (17-69) at UCF	2/24/2019	L, 95-48	26.6 (17-64) [23/22] Cincinnati	2/27/2019	L, 52-49
Shot 20% or less	24.6 (17-69) at UCF	2/24/2019	L, 95-48	24.5% (12-49) Northwestern State	11/15/2017	W, 81-35
Had 55 team Rebounds	17.4 (8-46) UAB	2/15/2012	L, 47-28	19.6% (10-51) at Rice	2/9/2013	W, 61-39
Had 50 team Rebounds	62 Nicholls	12/16/2015	W, 86-42	58 at UCF	2/24/2019	L, 95-48
Had 20 or less Rebounds	52 at East Carolina	12/31/2016	W, 75-44	50 [23/22] Cincinnati	2/27/2019	L, 52-49
Had 18 or less Rebounds	20 at [7/4] Wichita State	1/17/2018	W, 83-78	20 Tulane	2/28/2016	W, 74-53
Had 17 or less Rebounds	18 at Southern Miss	2/29/2012	L, 67-60	17 East Carolina	2/21/2016	W, 74-63
Had 16 or less Rebounds	17 Marshall	2/13/2008	L, 75-74	17 East Carolina	2/21/2016	W, 74-63
Had +38 Rebound Margin	+39 (82-43) Texas Lutheran	1/28/1977	W, 117-77	16 [RV/RV] Wyoming	12/5/2014	W, 66-53
Had +30 Rebound Margin	+37 (62-25) Nicholls	12/16/2015	W, 86-42			
Had +25 Rebound Margin	+28 (52-24) at East Carolina	12/31/2016	W, 75-44			
Had +20 Rebound Margin	+22 (43-21) UAPB	11/18/2017	W, 72-37	+23 (58-35) at UCF	2/24/2019	L, 95-48
Had +20 Rebound Margin 4 straight gms	+25 (48-23), +25 (45-20), +37 (62-25), +26 (49-23)					
Had 23+ Offensive Rebounds	New Hampshire 12/5/15 (W98-44), Michigan 12/8 (W82-58), Nicholls 12/16 (W86-42), Hampton 12/17(W105-72)					
Had 21+ Offensive Rebounds	23 (41 total) at Connecticut	1/10/2019	L, 76-64	23 (37 total) Houston	1/19/2016	W, 77-73
Had 20+ Offensive Rebounds	23 (41 total) at Connecticut	1/10/2019	L, 76-64	21 (50 total) [23/22] Cincinnati	2/27/2019	L, 52-49
Had 27 assists	23 (41 total) at Connecticut	1/10/2019	L, 76-64	21 (50 total) [23/22] Cincinnati	2/27/2019	L, 52-49
Had 26 assists	27 at USF	2/7/2016	W, 92-58			
Had 25 assists	26 Eastern Michigan	11/13/2016	W, 91-64			
Had 24 assists	25 Houston	1/21/2017	W, 85-64	25 at East Carolina	2/27/2008	L, 82-54
Had 23 assists	24 McNeese	11/29/2018	W, 91-59	24 at Memphis	1/19/2019	L, 83-61
Had 22 assists	24 McNeese	11/29/2018	W, 91-59	24 at Memphis	1/19/2019	L, 83-61
Had 21 assists	24 McNeese	11/29/2018	W, 91-59	24 at Memphis	1/19/2019	L, 83-61
	24 McNeese	11/29/2018	W, 91-59	21 vs Tulsa	3/14/2019	W, 74-65

Had 20 assists	20 Tulane	1/26/2019	W, 85-75	21 vs Tulsa	3/14/2019	W, 74-65
Had 7 or less assists	6 at UCF	2/24/2019	L, 95-48	5 UAPB	11/18/2017	W, 72-37
Had 6 or less assists	6 at UCF	2/24/2019	L, 95-48	5 UAPB	11/18/2017	W, 72-37
Had 5 or less assists	5 at UCF	2/17/2018	L, 52-37	5 UAPB	11/18/2017	W, 72-37
Had 4 or less assists	3 UAB	2/15/2012	L, 47-28	4 vs. [RV/-] Texas A&M	11/30/2013	W, 55-52
Had 13 blocks	13 (Ties SMU Record) Midwestern State	12/29/2014	W, 70-61			
Had 12 blocks	13 (Ties SMU Record) Midwestern State	12/29/2014	W, 70-61			
Had 11 blocks	11 [rv/rv] Cincinnati	1/7/2016	W, 59-57	11 Tulane	1/24/2007	W, 55-53
Had 10 blocks	10 [23/22] Cincinnati	2/27/2019	L, 52-49	11 Tulane	1/24/2007	W, 55-53
Had 9 blocks	10 [23/22] Cincinnati	2/27/2019	L, 52-49	9 at Memphis	12/27/2016	W, 58-54
Had 8 blocks	10 [23/22] Cincinnati	2/27/2019	L, 52-49	9 at Memphis	12/27/2016	W, 58-54
Had 0 blocks	0 at [12/12] Houston	3/7/2019	L, 90-79	0 at Tulsa	2/1/2018	L, 76-67
Had 0 combined blocks	0 (0-0) at Michigan	12/20/2014	W, 62-51	0 (0-0) at Michigan	12/20/2014	W, 62-51
Had 19 steals	19 Ark.-Pine Bluff	12/20/2004	W 87-50			
Had 17 steals	19 Ark.-Pine Bluff	12/20/2004	W 87-50	17 [11/9] Louisville	3/5/2014	L, 84-71
Had 15 steals	15 San Jose St.	2/10/2005	W, 66-46	15 at [20/20] Memphis	3/8/2014	L, 67-58
Had 13 steals	13 USF	12/31/2017	W, 79-39	13 at Memphis	2/25/2016	W, 69-62
Had 12 steals	12 Memphis	2/14/2018	L, 70-67	12 Gardner-Webb	11/11/2016	W, 72-44
Had 3 or less steals	2 Wichita State	3/3/2019	L, 67-55	3 [23/22] Cincinnati	2/27/2019	L, 52-49
Had 2 or less steals	2 Wichita State	3/3/2019	L, 67-55	2 at UCF	2/24/2019	L, 95-48
Had 1 or less steals	0 [21/17] Houston	1/16/2019	L, 69-58	1 UTRGV	11/28/2017	W, 95-64
Had 0 steals	0 [21/17] Houston	1/16/2019	L, 69-58	0 at Houston	2/12/2015	W, 75-69
Had +11 Steal Differential	+11 (13-2) East Carolina	2/1/2017	W, 86-46	+11 (17-6) [11/9] Louisville	3/5/2014	L, 84-71
Had +10 Steal Differential	+11 (13-2) East Carolina	2/1/2017	W, 86-46	+10 (12-2) [rv/rv] Cincinnati	1/7/2016	W, 59-57
Had +9 Steal Differential	+9 (10-1) vs. [2/4] Arizona	11/23/2017	W, 66-60	+10 (12-2) [rv/rv] Cincinnati	1/7/2016	W, 59-57
Had 8 or less turnovers	4 at UCF	2/24/2019	L, 95-48	8 vs [24/23] Cincinnati	3/15/2019	L, 82-74
Had 7 or less turnovers	4 at UCF	2/24/2019	L, 95-48	6 at UCF	2/24/2019	L, 95-48
Had 6 or less turnovers	4 at UCF	2/24/2019	L, 95-48	6 at UCF	2/24/2019	L, 95-48
Had 5 or less turnovers	4 at UCF	2/24/2019	L, 95-48	5 at Wichita State	1/30/2019	L, 85-83
Had 4 or less turnovers	4 at UCF	2/24/2019	L, 95-48	4 [21/17] Houston	1/16/2019	L, 69-58
Had 3 or less turnovers				2 at Houston	2/13/2010	L, 66-60
Had 26 or more turnovers	26 vs. #24 UAB	3/9/2006	L, 69-55			
Had 24 or more turnovers	25 Texas State	12/29/2007	W, 77-70	25 McMurry	11/11/2011	W, 78-49
Had 23 or more turnovers	23 [11/9] Louisville	3/5/2014	L, 84-71	23 Western Carolina	11/14/2018	W, 98-65
Had +15 Turnover Differential	+16 (8-24) Wayland Baptist	11/24/2010	W, 65-32	+15 (11-26) vs. #24 UAB	3/9/2006	L, 69-55
Had +14 Turnover Differential	+14 (7-21) Northwestern State	11/15/2017	W, 81-35	+15 (11-26) vs. #24 UAB	3/9/2006	L, 69-55
Had +12 Turnover Differential	+12 (8-20) vs. [2/4] Arizona	11/23/2017	W, 66-60	+12 (10-22) at [5] Memphis	2/18/2009	L, 90-47
Had +10 Turnover Differential	+12 (8-20) vs. [2/4] Arizona	11/23/2017	W, 66-60	+11 (6-17) at [rv/-] Cincinnati	3/6/2016	L, 61-54
Had 40 3pt attempts				43 (18-43) at Houston	2/16/2008	L, 69-47
Had 37 3pt attempts	37 (10-37) UCF	2/10/2019	L, 71-65	38 (12-38) Cal Poly	12/19/2017	W, 84-64
Had 36 3pt attempts	37 (10-37) UCF	2/10/2019	L, 71-65	38 (12-38) Cal Poly	12/19/2017	W, 84-64
Had 34 3pt attempts	37 (10-37) UCF	2/10/2019	L, 71-65	34 (11-34) at Memphis	1/19/2019	L, 83-61
Had 33 3pt attempts	37 (10-37) UCF	2/10/2019	L, 71-65	33 (8-33) vs Tulsa	3/14/2019	W, 74-65
Had 31 3pt attempts	32 (7-32) at UCF	2/24/2019	L, 95-48	33 (8-33) vs Tulsa	3/14/2019	W, 74-65
Had 30 3pt attempts	32 (7-32) at UCF	2/24/2019	L, 95-48	33 (8-33) vs Tulsa	3/14/2019	W, 74-65
Had 8 or less 3pt attempts	5 (0-5) vs. [rv/rv] Colorado	12/22/2015	W, 70-66	7 (5-7) Ark-Little Rock	11/12/2010	L, 57-47
Had 7 or less 3pt attempts	5 (0-5) vs. [rv/rv] Colorado	12/22/2015	W, 70-66	7 (5-7) Ark-Little Rock	11/12/2010	L, 57-47
Had 5 or less 3pt attempts	5 (0-5) vs. [rv/rv] Colorado	12/22/2015	W, 70-66	5 Southern Miss	2/4/2006	W, 58-53
Had 4 or less 3pt attempts	2 (0-2) at Tulsa	3/6/2013	W, 71-65			
Made 18 3-pointers				18 (18-43) at Houston	2/16/2008	L, 69-47
Made 16 3-pointers	16 (16-37) UC Riverside	11/20/2010	L, 73-69 ot	18 (18-43) at Houston	2/16/2008	L, 69-47
Made 15 3-pointers	15 (15-31) [13/12] Wichita State	2/24/2018	L, 84-78	15 (15-32) Brown	11/29/2015	W, 77-69
Made 14 3-pointers	15 (15-31) [13/12] Wichita State	2/24/2018	L, 84-78	14 (14-27) vs Wright State	11/21/2018	W, 77-76
Made 13 3-pointers	13 (13-32) Tulsa	1/12/2019	W, 77-57	14 (14-27) vs Wright State	11/21/2018	W, 77-76
Made 12 3-pointers	12 (12-25) Tulane	1/26/2019	W, 85-75	12 (12-29) at [12/12] Houston	3/7/2019	L, 90-79
Made 11 3-pointers	11 (11-25) at Wichita State	1/30/2019	L, 85-83	12 (12-29) at [12/12] Houston	3/7/2019	L, 90-79
Made 10 3-pointers	10 (10-25) vs Tulsa	3/14/2019	W, 74-65	12 (12-29) at [12/12] Houston	3/7/2019	L, 90-79
Made 0 3-pointers	0 (0-5) vs. [rv/rv] Colorado	12/22/2015	W, 70-66	0 Southern Miss	1/10/2007	L, 57-56
Made 0 3-pointers (back-to-back)	Wyoming (0-5) & Tulsa (0-13)	1/2 & 1/6/2013	L, 59-56 & L, 48-47			
Shot 50% 3-pointers (min. 15 FGM)	53.6 (15-28) Cal Poly	12/19/2017	W, 84-64	50.0 (15-30) at Memphis	2/20/2010	L, 76-63
Shot 70% 3-pointers (min. 10 FGM)	71.4 (10-14) McNeese State	12/2/2013	W, 88-59	71.4 (10-14) vs. [RV/RV] Virginia	11/29/2013	L, 76-73
Shot 60% 3-pointers (min. 10 FGM)	67.7 (10-15) at Tulsa	12/29/2015	W, 81-69			
Shot 56% 3-pointers (min. 10 FGM)	58.3 (14-24) at USF	2/7/2016	W, 92-58	56.5 (13-23) [11/9] Louisville	3/5/2014	L, 84-71
Shot 55% 3-pointers (min. 10 FGM)	55.0 (11-20) East Carolina	1/28/2018	W, 86-61	56.5 (13-23) [11/9] Louisville	3/5/2014	L, 84-71
Shot 52% 3-pointers (min. 10 FGM)	52.6 (10-19) at [12/12] Houston	3/7/2019	L, 90-79	54.2 (13-14) Southern Miss	11/11/2018	L, 74-64
Shot 50% 3-pointers (min. 10 FGM)	52.6 (10-19) at [12/12] Houston	3/7/2019	L, 90-79	51.9 (14-27) vs Wright State	11/21/2018	W, 77-76
Shot 72% 3-pointers (min. 5 FGM)	72.7 (8-11) Rider	11/21/2012	W, 83-70	71.4 (10-14) vs. [RV/RV] Virginia	11/29/2013	L, 76-73
Shot 70% 3-pointers (min. 5 FGM)	71.4 (10-14) McNeese State	12/2/2013	W, 88-59	71.4 (10-14) vs. [RV/RV] Virginia	11/29/2013	L, 76-73
Shot 60% 3-pointers (min. 5 FGM)	67.7 (10-15) at Tulsa	12/29/2015	W, 81-69	71.4 (10-14) vs. [RV/RV] Virginia	11/29/2013	L, 76-73
Shot 56% 3-pointers (min. 5 FGM)	58.3 (14-24) at USF	2/7/2016	W, 92-58	58.3 (7-12) Cincinnati	2/5/2015	L, 62-54
Shot 55% 3-pointers (min. 5 FGM)	55.0 (11-20) East Carolina	1/28/2018	W, 86-61	58.3 (7-12) Cincinnati	2/5/2015	L, 62-54
Shot 53% 3-pointers (min. 5 FGM)	53.3 (8-15) Connecticut	2/21/2019	W, 77-59	54.2 (13-14) Southern Miss	11/11/2018	L, 74-64
Shot 50% 3-pointers (min. 5 FGM)	52.6 (10-19) at [12/12] Houston	3/7/2019	L, 90-79	51.9 (14-27) vs Wright State	11/21/2018	W, 77-76
Had 54 FT attempts	54 (36-54) TCU	1/27/1996	W ot, 87-83			
Had 50 FT attempts	50 (34-50) at Texas State	1/2/2010	L, 91-86			
Had 45 FT attempts	50 (34-50) at Texas State	1/2/2010	L, 91-86			
Had 40 FT attempts	50 (34-50) at Texas State	1/2/2010	L, 91-86	40 (36-40) at [5] Memphis	2/18/2009	L, 90-47
Had 38 FT attempts	38 (25-38) Eastern Michigan	11/13/2016	W, 91-64	40 (36-40) at [5] Memphis	2/18/2009	L, 90-47
Had 37 FT attempts	38 (25-38) Eastern Michigan	11/13/2016	W, 91-64	37 (30-37) at [20/20] TCU	12/5/2017	L, 94-83
Had 35 FT attempts	35 (26-35) UMBC	11/10/2017	W, 78-67	37 (30-37) at [20/20] TCU	12/5/2017	L, 94-83
Had 33 FT attempts	35 (26-35) UMBC	11/10/2017	W, 78-67	37 (30-37) at [20/20] TCU	12/5/2017	L, 94-83
Had 30 FT attempts	35 (26-35) UMBC	11/10/2017	W, 78-67	32 (23-32) at USF	3/10/2019	W, 77-71
Had 16 FT attempts (OT)	16 (12-16) Rice	1/21/2006	W, 80-69 ot			
Had 10 FT attempts (OT)	10 (9-10) Rice	2/23/2011	W, 76-66 ot			

Had 8 or less FT attempts	8 (7-8) vs Wright State	11/21/2018	W, 77-76	5 (4-5) USF	2/7/2019	L, 67-66
Had 7 or less FT attempts	3 (2-3) [23/22] Cincinnati	2/27/2019	L, 62-49	5 (4-5) USF	2/7/2019	L, 67-66
Had 6 or less FT attempts	3 (2-3) [23/22] Cincinnati	2/27/2019	L, 62-49	5 (4-5) USF	2/7/2019	L, 67-66
Had 4 or less FT attempts	3 (2-3) [23/22] Cincinnati	2/27/2019	L, 62-49	4 (4-4) East Carolina	1/28/2018	W, 86-61
Had 2 or less FT attempts	2 (2-2) vs [8/8] Cincinnati	3/9/2018	L, 61-51	2 (2-2) Tulsa	1/6/2013	L, 48-47
Had 1 or less FT attempts				1 (1-1) at Houston	2/16/2011	W, 65-51
Had +30 FTA Differential	+36 (45-9) Prairie View A&M	12/20/2007	W, 57-49			
Had +25 FTA Differential	+27 (37-10) vs. Missouri State	11/25/2012	W, 62-61	+26 (32-6) at Rice	3/4/2006	L, 68-66
Had +24 FTA Differential	+24 (34-10) Temple	1/4/2017	W, 79-65	+24 (33-9) at UAB	2/14/2009	L, 78-75
Had +22 FTA Differential	+24 (34-10) Temple	1/4/2017	W, 79-65	+22 (31-9) at Cincinnati	1/1/2014	L, 65-57
Had +20 FTA Differential	+24 (34-10) Temple	1/4/2017	W, 79-65	+22 (31-9) at Cincinnati	1/1/2014	L, 65-57
Had 25 FTA (in a half)	28 (22-28) - 2nd half Rider	11/21/2012	W, 83-70	25 (18-25) [25/RV] Arkansas	11/25/2014	L, 78-72
Had 24 FTA (in a half)	24 (17-24) - 2nd half Temple	1/4/2017	W, 79-65	25 (18-25) [25/RV] Arkansas	11/25/2014	L, 78-72
Had 20 FTA (in a half)	24 (17-24) - 2nd half Temple	1/4/2017	W, 79-65	25 (18-25) [25/RV] Arkansas	11/25/2014	L, 78-72
Made 35 FTs	35 (35-41) Centenary	11/22/2005	W, 85-67	36 (36-40) at [5] Memphis	2/18/2009	L, 90-47
Made 33 FTs	33 (33-38) Memphis	1/30/2010	W, 70-60	36 (36-40) at [5] Memphis	2/18/2009	L, 90-47
Made 30 FTs	32 (32-38) Rice	2/23/2011	W, 76-66 ot	30 (30-37) at [20/20] TCU	12/5/2017	L, 94-83
Made 27 FTs	28 (28-37) Memphis	1/30/2016	W, 80-68	30 (30-37) at [20/20] TCU	12/5/2017	L, 94-83
Made 26 FTs	28 (28-37) Memphis	1/30/2016	W, 80-68	30 (30-37) at [20/20] TCU	12/5/2017	L, 94-83
Made 25 FTs	26 (26-35) UMBC	11/10/2017	W, 78-67	30 (30-37) at [20/20] TCU	12/5/2017	L, 94-83
Made 5 or less FT	2 (2-3) [23/22] Cincinnati	2/27/2019	L, 62-49	4 (4-5) USF	2/7/2019	L, 67-66
Made 4 or less FT	2 (2-3) [23/22] Cincinnati	2/27/2019	L, 62-49	4 (4-5) USF	2/7/2019	L, 67-66
Made 3 or less FT	2 (2-3) [23/22] Cincinnati	2/27/2019	L, 62-49	3 (3-4) [rv/rv] Cincinnati	1/7/2016	W, 59-57
Made 2 or less FT	2 (2-3) [23/22] Cincinnati	2/27/2019	L, 62-49	2 (2-2) Tulsa	1/6/2013	L, 48-47
Made 1 or less FT				1 (1-4) Louisiana Tech	12/31/2011	W, 73-65
Had +22 FTM Differential	+22 (30-8) Prairie View A&M	12/20/2007	L, 57-49	+23 (33-4) at UAB	2/14/2009	L, 78-75
Had +20 FTM Differential	+21 (22-1) Louisiana Tech	12/31/2011	W, 73-65	+20 (36-16) at [5] Memphis	2/18/2009	L, 90-47
Had +17 FTM Differential	+17 (22-5) at Houston	2/18/2017	W, 76-66	+18 (23-5) at Tulsa	2/1/2018	L, 76-67
Had +15 FTM Differential	+17 (22-5) at Houston	2/18/2017	W, 76-66	+18 (23-5) at Tulsa	2/1/2018	L, 76-67
Made 20 FTs (in a half)	22 (22-28) - 2nd half Rider	11/21/2012	W, 83-70			
Shot 90% Fts (Min 20 FTM)	95.2 (20-21) vs. Alcorn State	12/22/2012	W, 67-52	90.0 (36-40) at [5] Memphis	2/18/2009	L, 90-47
Shot 94% Fts (Min 15 FTM)	95.0 (19-20) at East Carolina	12/31/2016	W, 75-44	94.4 (17-18) East Carolina	2/23/2013	L, 72-69
Shot 90% Fts (Min 15 FTM)	93.8 (15-16) at Connecticut	1/10/2019	L, 76-64	90.0 (18-20) at Tulane	1/4/2018	L, 73-70
Shot 100% FT (Min 10 FTM)	100 (10-10) #12 Oklahoma	1/3/2006	L, 50-47	100 (11-11) at UCF	3/2/2011	L, 51-48
Shot 94% Fts (Min 10 FTM)	95.0 (19-20) at East Carolina	12/31/2016	W, 75-44	94.4 (17-18) East Carolina	2/23/2013	L, 72-69
Shot 93% Fts (Min 10 FTM)	93.8 (15-16) at Connecticut	1/10/2019	L, 76-64	93.3 (14-15) [23/22] Cincinnati	2/27/2019	L, 67-66
Shot 90.5% Fts (Min 10 FTM)	91.7 (11-12) [21/17] Houston	1/16/2019	L, 69-58	93.3 (14-15) [23/22] Cincinnati	2/27/2019	L, 67-66
Shot 90% Fts (Min 10 FTM)	91.7 (11-12) [21/17] Houston	1/16/2019	L, 69-58	93.3 (14-15) [23/22] Cincinnati	2/27/2019	L, 67-66
No players score 10+	0 at UCF	2/24/2019	L, 95-48	0 Grambling State	12/4/2010	W, 71-51
Eight players score 8+	8 Savannah State	12/19/2005	W, 89-46			
(Bryan Hopkins 19, Donatas Rackauskas 12, Brian Epps 11, Brian Morris 11, Dez Willingham 11, Derrick Roberts 9, Ike Ofoegbu 8, Devon Pearson 8)	6 Hampton	12/17/2015	W, 105-72			
Six double digit scorers	(Sterling Brown 23, Jordan Tolbert 20, Nic Moore 18, Ben Moore 16, Shake Milton 14, Jarrey Foster 14)			5 at UCF	2/24/2019	L, 95-48
Five double digit scorers	5 at USF	3/10/2019	W, 77-71			
Five 10+ scorers (2 straight gms)	(Ethan Chargois 19, Feron Hunt 17, Jimmy Whitt Jr. 14, Jahmal McMurray 13, Isiaha Mike 11)			5, 5 at Memphis Tulane	1/19/2019	L, 83-61
Four players score 15+	3 (5,5,5) at [20/20] TCU	12/5/2017	L, 94-83		1/26/2019	W, 85-75
Three players score 15+	New Orleans	12/13/2017	W, 79-66			
3 players 15+ pts, 5 straight games	[-/rv] Boise State	12/18/2017	W, 86-63	4 [11/9] Louisville	3/5/2014	L, 84-71
Two 20 pts scorers	4 UTRGV	11/28/2017	W, 95-64	(Russ Smith 26, Chris Jones 21, Montrezl Harrell 19, Luke Hancock 15)		
Two 20 pts scorers in consecutive gms	(Shake Milton 22, Jarrey Foster 19, Jimmy Whitt 18, Ethan Chargois 15)			3 vs [24/23] Cincinnati	3/15/2019	L, 82-74
Three 20 pt scorers	5 at Wichita State	1/30/2019	L, 85-83	(Jarron Cumberland 26, Tre Scott 17, Justin Jenifer 17)		
Two 25 pts scorers	(Isiaha Mike 25, Jahmal McMurray 19, Ethan Chargois 16)			2 [13/12] Wichita State	2/24/2018	L, 84-78
Two 20 pts scorers	3, 3, 3, 4, 4 Tulane 2/15/17, at Houston 2/18, at UConn 2/25, Tulsa 3/2, Memphis 3/4			(Markis McDuffie 26, Shaquille Morris 21)		
Three 15+ pts, consecutive games	3, 3 ULM 11/12/17, Northwestern State 11/15/17			3 Rice	3/5/2005	L, 80-75 2ot
Two 20 pts scorers	2 Tulane	1/26/2019	W, 85-75	(Michael Harris 23, Jason McKieith 22, J.R. Harrison 21)		
Two 25 pts scorers	(Jahma McMurray 29, Isiaha Mike 20)			2 Houston	1/16/2008	L, 99-71
Three players with 10+ Rebounds	2, 2 Nicholls 12/16/15 (W, 86-42), Hampton 12/17 (W, 105-72)			(Marvin Kilgore 28, Stefon Jackson 27)		
Two players with 10+ Rebounds	3 at TCU	1/27/2001		2 Texas Tech	1/21/1995	
Four players with 8+ Rebounds	(Damon Hancock 28, Quinton Ross 22, Jeryl Sasser 20)			(Jason Sasser 30, Mark Davis 30)		
Five players with 5+ Rebounds	2 at Tulsa	1/1/2005	W, 95-83 ot	3 at UCF	2/24/2019	L, 95-48
Six players with 5+ Rebounds	(Bryan Hopkins 32, Eric Castro 28)					
5 w/ 5+ Rebs, consecutive games	2 Arkansas	1/30/1973		5 at [13/11] Gonzaga	11/17/2014	L, 72-56
Six players with 5+ Rebounds	(Ira Terrell 33, Sammy Hervey 31)			(Domantas Sabonis 9, Byron Wesley 6, Przemek Karnowski 6, Kevin Pangos 5, Kyle Wiljjer 5)	11/17/2014	L, 72-56
Had 3 players with a double-double	3 Nicholls	12/16/2015	W, 86-42			
Had 2 players with a double-double	(Jordan Tolbert 23, Ben Moore 15, Sterling Brown 11)			0 (4 with 4 rebs) UC Santa Barbara	11/22/2016	W, 84-57
Two 20 pt scorers in consecutive games	2 at [22/22] Cincinnati	1/12/2017	L, 66-64			
	(Sterling Brown 11, Ben Moore 11)			2 Marshall	3/6/2010	L, 73-57
	4 at Temple	2/9/2017	W, 66-50	(Tyler Wilkerson 22 pts, 10 rebs; Hassan Whiteside 17 pts, 10 rebs)		
	(Ben Moore 12, Semi Ojeleye 10, Sterling Brown 9, Jarrey Foster 8)					
	5 [rv/-] TCU	12/5/2018	L, 67-59			
	(Ethan Chargois 8, Feron Hunt 8, Isiaha Mike 7, Jarrey Foster 6, Jimmy Whitt 6)					
	6 at East Carolina	2/21/2018	W, 77-58			
	(Ben Emelogu 7, Shake Milton 6, Jarrey Foster 6, Ethan Chargois 5, Jimmy Whitt 5, William Douglas 5)					
	5, 5, 5 Brown 11/29/15 W 77-69, at TCU 12/2 W 75-70, New Hampshire 12/5 W 98-44					
	6 vs. Western Kentucky	11/24/2017	L, 63-61			
	(Ben Emelogu 7, William Douglas 7, Akoy Agau 6, Jahmal McMurray 6, Jimmy Whitt 5, Ethan Chargois 5)					
	0 (Robert Nyakundi 4) at UTEP	1/14/2012	L, 70-64 ot			
	8 (4,4,4,4,6,7,7) UC Santa Barbara	11/22/2016	W, 84-57			
	3 Nicholls	12/16/2015	W, 86-42			
	(Jordan Tolbert 18pts, 23rebs; Ben Moore 22pts,15rebs; Sterling Brown 10pts,11rebs)					
	2 UAPB	11/18/2017	W, 72-37			
	(Ben Emelogu 13 pts, 10 rebs; Everett Ray 12 pts, 10 rebs)					
	at Rice (Derek Williams 22, Papa Dia 21)	1/20/2010	W, 73-65			
	Houston Baptist (Derek Williams 27, Robert Nyakundi 20)	1/23/2010	W, 82-68			

Two players with 7+ assists	2 [22/22] Memphis (Nic Moore 10, Nick Russell 7)	2/1/2014	W, 87-82
Two players with 6+ assists	2 Connecticut (Sterling Brown 8, Shake Milton 6)	12/14/2016	W, 92-56
Three players with 5+ assists	3 New Orleans (Jimmy Whitt 8, Shake Milton 5, Jarrey Foster 5)	12/13/2017	W, 79-66
Two players with 5+ assists	2 Memphis (Jimmy Whitt 5, Elijah Landrum 5)	2/14/2018	L, 70-67
Six players with 2+ assists	6 Tulane (Jimmy Whitt 8, Jahmal McMurray 4, Isiah Mike 2, Ethan Chargois 2, Nat Dixon 2, Feron Hunt 2)	1/26/2019	W, 85-75
Five players with 2+ assists	6 Tulane (Jimmy Whitt 8, Jahmal McMurray 4, Isiah Mike 2, Ethan Chargois 2, Nat Dixon 2, Feron Hunt 2)	1/26/2019	W, 85-75
Eight players with 2+ assists	8 Eastern Michigan (Shake Milton 5, Ben Emelogu 4, Harry Froling 3, Dashawn McDowell 3, Ben Moore 3, Tom Wilson 3, Sterling Brown 2, Jarrey Foster 2)	11/13/2016	W, 91-64
5 w/ 2+ Asts, consecutive games	5, 5 East Carolina 1/2/19 & at Tulane 1/4/19		
5 w/ 2+ Asts, 3 straight games	5, 5, 6 at Temple (W 66-50 2/9/17) - Tulane (W 80-75 2/15/17)		
5 w/ 2+ Asts, 4 straight games	5, 5, 5, 5 at Tulane (W 80-64 1/15/17) - at UCF (W 65-60 1/25/17)		
6 w/ 2+ asts, consecutive	7, 6 New Hampshire 12/5/15 (W, 98-44), Michigan 12/8/15 (W, 82-58)		
Five players with 4+ assists	5 Houston (Ben Moore 7, Shake Milton 5, Sterling Brown 4, Semi Ojeleye 4, Ben Emelogu 4)	1/21/2017	W, 85-64
Two players with 5+ 3FGs	2 at USF (Shake Milton 6-9, Nic Moore 5-10)	2/7/2016	W, 92-58
Five players with 2+ steals	5 at UCF (Sterling Brown 3, Shake Milton 3, Ben Moore 2, Ben Emelogu 2, Semi Ojeleye 2 & Dashawn McDowell 1)	1/25/2017	W, 65-60
Three players with 3+ steals	3 [14/18] USC (Ben Emelogu 3, Jimmy Whitt 3, William Douglas 3)	12/2/2017	W, 72-55
Started 3 Freshmen	3 Houston (Papa Dia, Ryan Harp, Mike Walker)	2/9/2008	W, 68-53
Started 4 Freshmen	4 Florida Atlantic (DeWayne Floyd, Damon Hancock, Mike Niemi, Nigel Smith)	11/29/1998	W, 91-61
Won an overtime game	UC Santa Barbara	12/8/2014	W, 80-73 ot
Lost an overtime game	Houston	2/2/2013	L, 84-80 ot
Won a double overtime game	UTEP	3/1/2008	W, 99-96 2ot
Lost a double overtime game	vs. Oklahoma State	12/28/2011	L, 68-58 2ot
Won a triple overtime game	Baylor	1/9/1988	W, 97-93 3ot
Lost a triple overtime game	Never		
Played consecutive overtime games	at East Carolina 1/18/2006 (W, 74-70 ot); Rice 1/21/2006 (W, 80-69 ot)		
Won consecutive overtime games	at East Carolina 1/18/2006 (W, 74-70 ot); Rice 1/21/2006 (W, 80-69 ot)		
Sold out at home	19 of last 26 Houston (7094)	1/24/2015	W, 80-59
Won 18+ straight games	18 Sam Houston (W, 85-50, 11/14/15) - ended at Temple (L, 89-80, 1/24/16)		
Won 10+ straight games	16 at Tulane (W 80-64 1/15/17) - ended vs. [-rv] USC (L, 66-65, 3/17/17)		
Won 5+ straight games	16 at Tulane (W 80-64 1/15/17) - ended vs. [-rv] USC (L, 66-65, 3/17/17)		
Won 10+ straight regular season games	17 at Tulane (W 80-64 1/15/17) - ended vs Northern Iowa (L 61-58 11/22/17)		
Won 15+ straight RS non-league games	15 Sam Houston (W 85-50 11/14/15)-ended vs [-rv] Michigan (L 76-54 11/18/16)		
Won 10+ straight RS non-league games	10 CSU Bakersfield (W 49-43 12/2/16 - ended vs Northern Iowa (L 61-58 11/22/17)		
Won 10+ straight non-league at home	33 Texas Southern (W 72-59 11/26/14) - Southern Miss (L 74-64 11/11/18)		
Won 8+ straight league games	15 at Tulane (W, 80-64, 1/15/17) - ended at Tulane (L, 73-70, 1/4/18)		
Won 5+ straight league games	15 at Tulane (W, 80-64, 1/15/17) - ended at Tulane (L, 73-70, 1/4/18)		
Won 7+ straight road games	7 at UCF (W, 70-61, 1/11/15) to at Memphis (W, 66-57, 2/26/15)		
Won 6+ straight road games	6 at Tulane (W, 80-64, 1/15/17) - ended at [20/20] TCU (L, 94/83, 12/5/17)		
Won 3+ straight road games	6 at Tulane (W, 80-64, 1/15/17) - ended at [20/20] TCU (L, 94/83, 12/5/17)		
Won 7+ straight league road games	7 at UCF (W, 70-61, 1/11/15) to at Memphis (W, 66-57, 2/26/15)		
Won 3+ straight league road games	6 at Tulane (W, 80-64, 1/15/17) - ended at Tulane (L, 73-70, 1/4/18)		
Won 15+ straight home games	33 [rv/rv] Gonzaga (W 69-60, 2/13/16) - ended Temple (L, 66-64, 1/10/18)		
Won 10+ straight home games	33 [rv/rv] Gonzaga (W 69-60, 2/13/16) - ended Temple (L, 66-64, 1/10/18)		
Won 8+ straight league home games	14 East Carolina (W, 74-63, 2/21/16) - ended Temple (L, 66-64, 1/10/18)		
Won 4+ straight league home games	14 East Carolina (W, 74-63, 2/21/16) - ended Temple (L, 66-64, 1/10/18)		
Won 5+ straight league tournament games	7 vs. ECU (W 74-68, 3/13/15) - end vs [8/8] Cincinnati (L 61-51, 3/9/18)		
Received Votes both polls	RV/RV RV in AP / RV Coaches polls	1/2/2018	12-3, 2-0
Received Votes AP	RV/RV RV in AP / RV Coaches polls	1/2/2018	12-3, 2-0
Ranked in Top 25	11/13 #11 in AP / #13 Coaches polls	3/13/2017	30-4, 17-1
Ranked in Top 20	11/13 #11 in AP / #13 Coaches polls	3/13/2017	30-4, 17-1
Ranked in Top 15	11/13 #11 in AP / #13 Coaches polls	3/13/2017	30-4, 17-1
Ranked in Top 12	11/13 #11 in AP / #13 Coaches polls	3/13/2017	30-4, 17-1
Ranked in Top 10	AP 8 #8 AP	1/18/2016	17-0, 6-0
Defeated a team receiving votes	7/4 at [7/4] Wichita State	1/17/2018	W, 83-78
Defeated a ranked opponent	7/4 at [7/4] Wichita State	1/17/2018	W, 83-78
Defeated a Top-20 opponent	7/4 at [7/4] Wichita State	1/17/2018	W, 83-78
Defeated a Top-10 opponent	7/4 at [7/4] Wichita State	1/17/2018	W, 83-78
Defeated a Top-5 opponent	2/4 vs [2/4] Arizona	11/23/2017	W, 66-60
Defeated a ranked opponent on road	7/4 at [7/4] Wichita State	1/17/2018	W, 83-78
Defeated a Top-20 opponent on road	7/4 at [7/4] Wichita State	1/17/2018	W, 83-78
Defeated a Top-20 opponent neutral site	2/4 vs [2/4] Arizona	11/23/2017	W, 66-60

2 [25/rv] Houston (Rob Gray 9, Galen Robinson Jr. 7)	2/28/2018	L, 69-56
2 [25/rv] Houston (Rob Gray 9, Galen Robinson Jr. 7)	2/28/2018	L, 69-56

2 Wichita State 3/3/2019 L, 67-55

6 vs Tulsa 3/14/2019 W, 74-65

6 vs Tulsa 3/14/2019 W, 74-65

The Last Time...

Individual	SMU	Player	Opponent	Date	Result	Opp	Player	Opponent	Date	Result
Scored 50 pts	51	Gene Phillips	at Texas	3/2/1971	L, 96-88	44	Jeff Webster	Oklahoma	2/2/1994	
Scored 44 pts	51	Gene Phillips	at Texas	3/2/1971	L, 96-88	40	Morris Almond	at Rice	3/4/2006	L, 68-66
Scored 40 pts	51	Gene Phillips	at Texas	3/2/1971	L, 96-88	40	Morris Almond	at Rice	3/4/2006	L, 68-66
Scored 39 pts	39	Jeryl Sasser	at UTEP	1/22/2001	L, 83-69	35	Kevin Foster	Santa Clara	3/25/2011	L, 72-55
Scored 35 pts	36	Semi Ojeleye	vs. East Carolina	3/10/2017	W, 81-77	34	Kameron Gibson	Western Carolina	11/14/2018	W, 98-65
Scored 32 pts	34	Jahmal McMurray	Western Carolina	11/14/2018	W, 98-65	34	Kameron Gibson	Western Carolina	11/14/2018	W, 98-65
Scored 31 pts	34	Jahmal McMurray	Western Carolina	11/14/2018	W, 98-65	34	Kameron Gibson	Western Carolina	11/14/2018	W, 98-65
Scored 30 pts	34	Jahmal McMurray	Western Carolina	11/14/2018	W, 98-65	34	Kameron Gibson	Western Carolina	11/14/2018	W, 98-65
Scored 29 pts	29	Jahmal McMurray	Tulane	1/26/2019	W, 85-75	34	Kameron Gibson	Western Carolina	11/14/2018	W, 98-65
Scored 28 pts	29	Jahmal McMurray	Tulane	1/26/2019	W, 85-75	28	Shizz Alston Jr.	at Temple	2/13/2019	L, 82-74
Scored 27 pts	27	Jahmal McMurray	vs Tulsa	3/14/2019	W, 74-65	28	Shizz Alston Jr.	at Temple	2/13/2019	L, 82-74
Scored 25 pts	27	Jahmal McMurray	vs Tulsa	3/14/2019	W, 74-65	28	Shizz Alston Jr.	at Temple	2/13/2019	L, 82-74
Scored 25 pts (1st half)	25	Bryan Hopkins	TCU	12/30/2005	W, 52-49	20 (30)	Dominique Morrison	at Oral Roberts	11/21/2011	L, 62-56
Scored 20 pts (1st half)	22	Jimmy Whitt Jr.	Cornell	12/22/2018	W, 81-53	26 (33)	Ricky Tarrant	at Tulane	1/25/2012	L, 80-74
Scored 25 pts (2nd half)						26 (33)	Ricky Tarrant	at Tulane	1/25/2012	L, 80-74
Scored 24 pts (2nd half)	24 (27)	Sterling Brown	at Tulsa	2/4/2017	W, 76-53	22 (34)	Kameron Gibson	Western Carolina	11/14/2018	W, 98-65
Scored 22 pts (2nd half)	23 (33)	Jahmal McMurray	Memphis	2/14/2018	L, 70-67	22 (26)	Kameron Gibson	Western Carolina	11/14/2018	W, 98-65
Scored 20 pts (2nd half)	23 (33)	Jahmal McMurray	Memphis	2/14/2018	L, 70-67					
Scored 30 pts (as FR)	32	Paul McCoy	TAMU-CC	12/31/2008	W, 92-62					
Scored 25 pts (as FR)	29	Paul McCoy	at UAB	2/14/2009	L, 78-75					
Scored 24 pts (as FR)	24	Shake Milton	at Tulsa	12/29/2015	W, 81-69					
Scored 23 pts (as FR)	23	Ethan Chargois	ULM	11/12/2017	W, 83-65					
Scored 20 pts (as FR)	21	Ethan Chargois	vs Western Ky.	11/24/2017	L, 63-61					
Led team in scoring (as FR)	21	Ethan Chargois	vs Western Ky.	11/24/2017	L, 63-61					
Had 55% or more of team pts.						58.8 (40of68)	Morris Almond	at Rice	3/4/2006	L, 68-66
Had 53% or more of team pts.						53.7 (29of54)	Rodney Purvis	at Connecticut	3/15/2015	W, 62-54
Had 50% or more of team pts. previous	55.1 (27 of 49)	Jahmal McMurray	[23/22] Cincinnati	2/27/2019	L, 52-49	52.3 (34of65)	Kameron Gibson	Western Carolina	11/14/2018	W, 98-65
Had 25 rebounds	51.9 (27of52)	Bryan Hopkins	TCU	12/30/2005	W, 52-49					
Had 20 rebounds						20	Tacko Fall	at UCF	2/24/2019	L, 95-48
						20	Tacko Fall	at UCF	2/24/2019	L, 95-48
Had 18 rebounds	prievous: 21	Papa Dia	at Northern Iowa	3/21/2011	W, 57-50	20	Tacko Fall	at UCF	2/24/2019	L, 95-48
Had 17 rebounds	19	Jordan Tolbert	Hampton	12/17/2015	W, 105-72	20	Tacko Fall	at UCF	2/24/2019	L, 95-48
Had 16 rebounds	19	Jordan Tolbert	Hampton	12/17/2015	W, 105-72	20	Tacko Fall	at UCF	2/24/2019	L, 95-48
Had 15 rebounds	19	Jordan Tolbert	Hampton	12/17/2015	W, 105-72	20	Tacko Fall	at UCF	2/24/2019	L, 95-48
Had 15+ rebs, back-to-back	23,19	Jordan Tolbert	Nicholls 12/16/15 (W), Hampton 12/17 (W)			20	Tacko Fall	at UCF	2/24/2019	L, 95-48
Had 12 rebs (1st half)	12 (21)	Papa Dia	at Northern Iowa	3/21/2011	W, 57-50	16 (20)	Tacko Fall	at UCF	2/24/2019	L, 95-48
Had 11 rebs (1st half)	11 (14)	Feron Hunt	at USF	3/10/2019	W, 77-71	16 (20)	Tacko Fall	at UCF	2/24/2019	L, 95-48
Had 10 rebs (1st half)	11 (14)	Feron Hunt	at USF	3/10/2019	W, 77-71	16 (20)	Tacko Fall	at UCF	2/24/2019	L, 95-48
Had 12 rebs (2nd half)	12 (23)	Jordan Tolbert	Nicholls	12/16/2015	W, 86-42	12 (15)	Deander Ayton	vs. [2/4] Arizona	11/23/2017	W, 66-60
Had 11 rebs (2nd half)	12 (23)	Jordan Tolbert	Nicholls	12/16/2015	W, 86-42	11 (15)	Samir Sehic	at Tulane	1/4/2019	W, 74-65
Had 10 rebs (2nd half)	12 (23)	Jordan Tolbert	Nicholls	12/16/2015	W, 86-42	11 (15)	Samir Sehic	at Tulane	1/4/2019	W, 74-65
Had 13 rebounds (as FR)	13	Papa Dia	Southern	11/10/2007	L, 75-61					
Had 10 rebounds (as FR)	12	Leslee Smith	at SE Missouri St	12/19/2011	W, 84-65					
Had 9 Off. Rebounds	9 (11)	Isiaha Mike	at Temple	2/13/2019	L, 82-74	9 (17)	Dennis Tinnon	at Marshall	1/30/2013	W, 68-57
Had 8 Off. Rebounds	9 (11)	Isiaha Mike	at Temple	2/13/2019	L, 82-74	9 (17)	Dennis Tinnon	at Marshall	1/30/2013	W, 68-57
Had 7 Off. Rebounds	9 (11)	Isiaha Mike	at Temple	2/13/2019	L, 82-74	7 (8)	Danrad Knowles	Houston	1/19/2016	W, 77-73
Had 17 Assists	17	Gerald Lewis	Texas	3/6/1993	W, 96-80					
Had 15 Assists	17	Gerald Lewis	Texas	3/6/1993	W, 96-80					
Had 12 Assists	12	Nic Moore	at East Carolina	1/14/2016	W, 79-55	12	Chase Adams	Centenary	11/17/2007	L, 93-76
Had 11 Assists	11	Nic Moore	[rv/rv] Gonzaga	2/13/2016	W, 69-60	11	Jeremiah Martin	at Memphis	1/19/2019	L, 83-61
Had 10 Assists	10	Jimmy Whitt Jr.	McNeese	11/29/2018	W, 91-59	11	Jeremiah Martin	at Memphis	1/19/2019	L, 83-61
Had 9 steals	9	Bryan Hopkins	San Jose St.	2/10/2005	W, 66-46					
Had 8 steals	9	Bryan Hopkins	San Jose St.	2/10/2005	W, 66-46					
Had 7 steals	7	Nic Moore	Texas Southern	11/26/2014	W, 72-59	7	Will Cummings	[RV/-] Temple	2/19/2015	W, 67-58
Had 6 steals	6	Nic Moore	at Memphis	2/25/2016	W, 69-62	6	DeAndre Haywood	Delaware State	12/4/2016	W, 74-60
Had 5 steals	5	Jimmy Whitt	Memphis	2/14/2018	L, 70-67	5	Galen Robinson Jr.	[25/rv] Houston	2/28/2018	L, 69-56
Made 20 FGs	20	Gene Phillips	at Texas	3/2/1971	L, 96-88					
Made 14 FGs	14 (14-17)	Jahmal McMurray	Western Carolina	11/14/2018	W, 98-65	14	Morris Almond	at Rice	3/4/2006	L, 68-66
Made 12 FGs	12 (12-19)	Jimmy Whitt Jr.	vs [24/23] Cincinnati	3/15/2019	L, 82-74	12	Morris Almond	vs. Rice	3/8/2006	W, 61-59
Made 11 FGs	12 (12-19)	Jimmy Whitt Jr.	vs [24/23] Cincinnati	3/15/2019	L, 82-74	11 (11-14)	Tacko Fall	at UCF	2/24/2019	L, 95-48
Made 10 FGs	12 (12-19)	Jimmy Whitt Jr.	vs [24/23] Cincinnati	3/15/2019	L, 82-74	10 (10-20)	Jarron Cumberland	vs [24/23] Cincinnati	3/15/2019	L, 82-74
38 FGA	38	Gene Phillips	at Texas	3/2/1971	L, 96-88					
30 FGA	38	Gene Phillips	at Texas	3/2/1971	L, 96-88					

26 FGA						26 (8-26)	Tamir Jackson	Rice	2/27/2013	W, 67-55
25 FGA	25 (12-25)	Jahmal McMurray	Memphis	2/14/2018	L, 70-67	26 (8-26)	Tamir Jackson	Rice	2/27/2013	W, 67-55
23 FGA	25 (12-25)	Jahmal McMurray	Memphis	2/14/2018	L, 70-67	23 (10-23)	Rob Gray	at Houston	2/18/2017	W, 76-66
21 FGA	22 (8-22)	Jahmal McMurray	[rv/-] TCU	12/5/2018	L, 67-59	23 (10-23)	Rob Gray	at Houston	2/18/2017	W, 76-66
20 FGA	22 (10-22)	Jahmal McMurray	[23/22] Cincinnati	2/27/2019	L, 52-49	20 (10-20)	Jarron Cumberland	vs [24/23] Cincinnati	3/15/2019	W, 82-74
Shot 100% (10 FGM)	100 (10-10)	Markus Kennedy	[22/22] Memphis	2/1/2014	W, 87-72	91.7 (11-12)	Phil Martin	UC Riverside	11/20/2010	L, 73-69 ot
Shot 91% (10 FGM)	91.7 (11-12)	Jordan Tolbert	Michigan	12/8/2015	W, 82-58	91.7 (11-12)	Phil Martin	UC Riverside	11/20/2010	L, 73-69 ot
Shot 90% (10 FGM)	90.9 (10-11)	Sterling Brown	Hampton	12/17/2015	W, 105-72	91.7 (11-12)	Phil Martin	UC Riverside	11/20/2010	L, 73-69 ot
Shot 75% (10 FGM)	82.3 (14-17)	Jahmal McMurray	Western Carolina	11/14/2018	W, 98-65	78.6 (11-14)	Tacko Fall	at UCF	2/24/2019	L, 95-48
Shot 100% (8 FGM)	100 (9-9)	Semi Ojeleye	Tulsa	3/2/2017	W, 93-70	100 (8-8)	Devin Coleman	at Temple	1/24/2016	L, 89-80
Shot 100% (7 FGM)	100 (9-9)	Semi Ojeleye	Tulsa	3/2/2017	W, 93-70	100 (8-8)	Devin Coleman	at Temple	1/24/2016	L, 89-80
Shot 88% (7 FGM)	90.0 (9-10)	Jimmy Whitt Jr.	vs Wright State	11/21/2018	W, 77-76	88.9 (8-9)	Gary Clark	at 22/22 Cincinnati	1/12/2017	L, 66-64
Shot 80% (7 FGM)	81.8 (9-11)	Jimmy Whitt Jr.	[21/17] Houston	1/16/2019	L, 69-58	87.5 (7-8)	Kenrich Williams	at [20/20] TCU	12/5/2017	L, 94-83
Shot 78% (7 FGM)	81.8 (9-11)	Jimmy Whitt Jr.	[21/17] Houston	1/16/2019	L, 69-58	78.6 (11-14)	Markis McDuffie	[13/12] Wichita State	2/24/2018	L, 84-78
Shot 75% (7 FGM)	81.8 (9-11)	Jimmy Whitt Jr.	[21/17] Houston	1/16/2019	L, 69-58	78.6 (11-14)	Tacko Fall	at UCF	2/24/2019	L, 95-48
Shot 100% (6 FGM)	100 (6-6)	Ben Emelogu II	Cal Poly	12/19/2017	W, 84-64	100 (6-6)	Justin Jenifer	vs [24/23] Cincinnati	3/15/2019	L, 82-74
Shot 100% (5 FGM)	100 (6-6)	Ben Emelogu II	Cal Poly	12/19/2017	W, 84-64	100 (6-6)	Justin Jenifer	vs [24/23] Cincinnati	3/15/2019	L, 82-74
Shot 88% (5 FGM)	90.0 (9-10)	Jimmy Whitt Jr.	vs Wright State	11/21/2018	W, 77-76	100 (6-6)	Justin Jenifer	vs [24/23] Cincinnati	3/15/2019	L, 82-74
Shot 85% (5 FGM)	85.7 (6-7)	Feron Hunt	at USF	3/10/2019	W, 77-71	100 (6-6)	Justin Jenifer	vs [24/23] Cincinnati	3/15/2019	L, 82-74
Shot 75% (5 FGM)	85.7 (6-7)	Feron Hunt	at USF	3/10/2019	W, 77-71	100 (6-6)	Justin Jenifer	vs [24/23] Cincinnati	3/15/2019	L, 82-74
Made 10 3FG						10 (10-16)	James Woodard	[RV/-] Tulsa	3/8/2015	W, 67-62
Made 9 3FG	9 (9-19)	Jahmal McMurray	Memphis	2/14/2018	L, 70-67	9 (9-11)	Bryce Alford	vs. UCLA	3/19/2015	L, 60-59
Made 8 3FG	9 (9-19)	Jahmal McMurray	Memphis	2/14/2018	L, 70-67	8 (8-11)	Kameron Gibson	Western Carolina	11/14/2018	W, 98-65
Made 7 3FG	7 (7-11)	Jahmal McMurray	vs Wright State	11/21/2018	W, 77-76	8 (8-11)	Kameron Gibson	Western Carolina	11/14/2018	W, 98-65
Made 6 3FG	6 (6-14)	Jahmal McMurray	[23/22] Cincinnati	2/27/2019	L, 52-49	6 (6-10)	Armoni Brooks	at [12/12] Houston	3/7/2019	L, 90-79
Made 5 3FG	5 (5-6)	Jahmal McMurray	at [12/12] Houston	3/7/2019	L, 90-79	5 (5-5)	Justin Jenifer	vs [24/23] Cincinnati	3/15/2019	L, 82-74
17 3FGA	19 (9-19)	Jahmal McMurray	Memphis	2/14/2018	L, 70-67	17 (8-17)	Robert Vaden	UAB	2/23/2008	L, 73-59
16 3FGA	19 (9-19)	Jahmal McMurray	Memphis	2/14/2018	L, 70-67	16 (10-16)	James Woodard	[RV/-] Tulsa	3/8/2015	W, 67-62
15 3FGA	19 (9-19)	Jahmal McMurray	Memphis	2/14/2018	L, 70-67	15 (5-15)	Corey Davis Jr.	[25/rv] Houston	2/28/2018	L, 69-56
13 3FGA	14 (6-14)	Jahmal McMurray	[23/22] Cincinnati	2/27/2019	L, 52-49	15 (5-15)	Corey Davis Jr.	[25/rv] Houston	2/28/2018	L, 69-56
12 3FGA	14 (6-14)	Jahmal McMurray	[23/22] Cincinnati	2/27/2019	L, 52-49	12 (4-12)	Nick Garth	Lamar	11/27/2018	W, 79-65
11 3FGA	14 (6-14)	Jahmal McMurray	[23/22] Cincinnati	2/27/2019	L, 52-49	11 (4-11)	Corey Davis Jr.	at [12/12] Houston	3/7/2019	L, 90-79
10 3FGA	14 (6-14)	Jahmal McMurray	[23/22] Cincinnati	2/27/2019	L, 52-49	11 (4-11)	Corey Davis Jr.	at [12/12] Houston	3/7/2019	L, 90-79
						10 (6-10)	Armoni Brooks	at [12/12] Houston	3/7/2019	L, 90-79
Shot 60% (10 3FGM)						62.5 (10-16)	James Woodard	[RV/-] Tulsa	3/8/2015	W, 67-62
Shot 60% (9 3FGM)						81.8 (9-11)	Bryce Alford	vs. UCLA	3/13/2015	L, 60-59
Shot 80% (8 3FGM)						81.8 (9-11)	Bryce Alford	vs. UCLA	3/13/2015	L, 60-59
Shot 70% (8 3FGM)	72.7 (8-11)	Nic Moore	Houston	1/24/2015	W, 80-59	72.7 (8-11)	Kameron Gibson	Western Carolina	11/14/2018	W, 98-65
Shot 80% (7 3FGM)	87.5 (7-8)	Shake Milton	at Tulsa	12/29/2015	W, 81-69	100 (7-7)	Devin Coleman	at Temple	1/24/2016	L, 89-80
Shot 75% (7 3FGM)	87.5 (7-8)	Shake Milton	at Tulsa	12/29/2015	W, 81-69	77.8 (7-9)	Armoni Brooks	at [rv/rv] Houston	2/8/2018	L, 67-58
Shot 70% (7 3FGM)	87.5 (7-8)	Shake Milton	at Tulsa	12/29/2015	W, 81-69	72.7 (8-11)	Kameron Gibson	Western Carolina	11/14/2018	W, 98-65
Shot 100% (5 3FGM)	100 (5-5)	Isiaha Mike	Tulane	1/26/2019	W, 85-75	100 (5-5)	Justin Jenifer	vs [24/23] Cincinnati	3/15/2019	L, 82-74
Shot 70% (5 3FGM)	71.4 (5-7)	Isiaha Mike	at Wichita State	1/30/2019	L, 85-83	100 (5-5)	Justin Jenifer	vs [24/23] Cincinnati	3/15/2019	L, 82-74
Shot 100% (4 3FGM)	100 (5-5)	Isiaha Mike	Tulane	1/26/2019	W, 85-75	100 (5-5)	Justin Jenifer	vs [24/23] Cincinnati	3/15/2019	L, 82-74
Shot 70% (4 3FGM)	71.4 (5-7)	Isiaha Mike	at Wichita State	1/30/2019	L, 85-83	100 (5-5)	Justin Jenifer	vs [24/23] Cincinnati	3/15/2019	L, 82-74
Shot 100% (3 3FGM)	100 (5-5)	Isiaha Mike	Tulane	1/26/2019	W, 85-75	100 (5-5)	Justin Jenifer	vs [24/23] Cincinnati	3/15/2019	L, 82-74
Shot 70% (3 3FGM)	75.0 (3-4)	Jahmal McMurray	Connecticut	2/21/2019	W, 77-59	100 (5-5)	Justin Jenifer	vs [24/23] Cincinnati	3/15/2019	L, 82-74
Made 20 FTs	22	Jan Loudermilk	TCU	2/24/1962						
Made 14 FTs	14 (14-15)	Derek Williams	Memphis	1/30/2010	W, 70-60	14 (14-15)	Ray Lee	Eastern Michigan	11/13/2016	W, 91-64
Made 13 FTs	14 (14-15)	Derek Williams	Memphis	1/30/2010	W, 70-60	14 (14-15)	Ray Lee	Eastern Michigan	11/13/2016	W, 91-64
Made 12 FTs	12 (12-15)	Ryan Manuel	Loyola Marymount	11/11/2012	W, 73-58	14 (14-15)	Ray Lee	Eastern Michigan	11/13/2016	W, 91-64
Made 11 FTs	11 (11-13)	Semi Ojeleye	vs. East Carolina	3/10/2017	W, 81-77	14 (14-15)	Ray Lee	Eastern Michigan	11/13/2016	W, 91-64
Made 10 FTs	10 (10-10)	Shake Milton	UMBC	11/10/2017	W, 78-67	10 (10-12)	Matt Morgan	Cornell	12/22/2018	W, 81-53
Att. 24 Fts	24	Jan Loudermilk	TCU	2/24/1962						
Att. 20 Fts	24	Jan Loudermilk	TCU	2/24/1962						
Att. 17 Fts	17	Ike Ofoegbu	vs. Illinois State	11/12/2006	W, 57-55	17 (13-17)	Danuel House	at Houston	1/9/2013	L, 78-67
Att. 15 Fts	15 (12-15)	Ryan Manuel	Loyola Marymount	11/11/2012	W, 73-58	15 (14-15)	Ray Lee	Eastern Michigan	11/13/2016	W, 91-64
Att. 14 Fts	14 (7-14)	Markus Kennedy	vs. East Carolina	3/13/2015	W, 74-68	15 (14-15)	Ray Lee	Eastern Michigan	11/13/2016	W, 91-64
Att. 13 Fts	13 (9-13)	Isiaha Mike	at Georgetown	12/15/2018	W, 81-73	13 (10-13)	Jarius Lyles	UMBC	11/10/2017	W, 78-67
Att. 12 Fts	13 (9-13)	Isiaha Mike	at Georgetown	12/15/2018	W, 81-73	12 (10-12)	Matt Morgan	Cornell	12/22/2018	W, 81-53
100% FTs (min 10 FTM)	100 (10-10)	Shake Milton	UMBC	11/10/2017	W, 78-67	11 (11-11)	Alandise Harris	at Arkansas	11/18/2013	L, 89-78
100% FTs (min 9 FTM)	100 (10-10)	Shake Milton	UMBC	11/10/2017	W, 78-67	100 (9-9)	Norman Powell	vs. UCLA	3/19/2015	L, 60-59
100% FTs (min 8 FTM)	100 (8-8)	Shake Milton	Tulane	1/20/2018	W, 73-62	100 (8-8)	T.J. Atwood	Lamar	11/27/2018	W, 79-65
100% FTs (min 7 FTM)	100 (7-7)	Ethan Chargois	at [12/12] Houston	3/7/2019	L, 90-79	100 (8-8)	T.J. Atwood	Lamar	11/27/2018	W, 79-65
100% FTs (min 6 FTM)	100 (7-7)	Ethan Chargois	at [12/12] Houston	3/7/2019	L, 90-79	100 (6-6)	Alterique Gilbert	at Connecticut	1/10/2019	L, 76-64
Had 9 blocks (SMU record)	9	Yanick Moreira	Midwestern State	12/29/2014	W, 70-61					

