



SMU Basketball
70 All-League 1st Team Honors
23 Selections In The NBA Draft
16 Conference Titles
17 Postseasons
12 NCAA Tournaments
12 League Players Of The Year
9 All-Americans (12 honors)
1 Final Four

This Game:
[RV/RV] SMU Mustangs
(12-3, 2-0 American)
at
TULANE Green Wave
(10-4, 1-1 American)

Thursday, January 4
8 p.m.

New Orleans, Louisiana
Fogelman Arena in Devlin Fieldhouse (3,600)

TV: ESPNU / WatchESPN
(Taylor Zarzour, Malcolm Huckaby)

SMU Radio: KAAM 770 AM
TuneIn App - SMU
(Rich Phillips, Allen Stone)

#PonyUp #MoodyMagic

Next Game:
[RV/RV] SMU Mustangs
at [19/20] CINCINNATI Bearcats
Sunday, January 7 - 6pm ET/5pm CT
Highland Heights, Kentucky
BB&T Arena (9,400)
TV: ESPN2 / WatchESPN
(Kevin Brown, John Thompson)
SMU Radio: KAAM 770 AM
TuneIn App - SMU / Sirius 132 / XM 201
(Rich Phillips, Allen Stone)

Following Game:
TEMPLE Owls
at [RV/RV] SMU Mustangs
Wednesday, January 10 - 8pm CT
Dallas, Texas
Moody Coliseum (7,000)
TV: CBSSN (Brent Stover,
Bob Wenzel, Cassie McKinney)
SMU Radio: KAAM 770 AM
TuneIn App - SMU
(Rich Phillips, Allen Stone)

Head CoachTim Jankovich
Overall208-129 (11th Year)
At SMU51-8 (Second Year)
Location (Enrollment)Dallas, Texas (11,739)
ConferenceAmerican Athletic
ColorsRed (PMS 186) & Blue (PMS 286)
ArenaMoody Coliseum (7,000)
PresidentDr. R. Gerald Turner
Director of AthleticsRick Hart
Basketball SIDHerman Hudson / hermanh@smu.edu
Office/Cell Phone214-768-1304 / 214-924-0358
.....Spencer Stewart / sastewart@smu.edu
.....Lindsey Olsen / lmoleson@smu.edu
Web SiteSMUMustangs.com
Facebook/SMUMustangs, /SMUBasketball
Twitter@SMUMustangs, @SMUBasketball,
.....@CoachJankSMU, #PonyUp,
.....#MoodyMagic, #GetHereSMU
Instagram@SMU.Mustangs, @SMUBasketball
Credentials/ArticlesSMUMustangs.com/media

2017-18 Honors
Shake Milton - Bob Cousy PG of the Year Watch List, Lute Olson National Player of the Year Watch List,
Wooden Award Preseason Top 50, Naismith Trophy Watch List, Preseason AAC Player of the Year,
Preseason All-AAC First Team, AAC Player of the Week (Nov. 13, Dec. 4)
Ethan Chargois - AAC Rookie of the Week (Nov. 13, Dec. 18)
Ben Emelogu - AAC Weekly Honor Roll (Dec. 26), Jarrey Foster - AAC Weekly Honor Roll (Jan. 2),
Jimmy Whitt - AAC Weekly honor Roll (Dec. 18)

#MoodyMagic - Since renovation for 2013-14 season
In the Top 25 the past four seasons, reaching as high as No. 8
Top four season attendance totals in SMU history; only four home losses
2016-17 AAC Season & Tournament Champs, NCAA First Round - Two Selections In 2017 NBA Draft
2014 NIT Finalist 2015-16 Continental Tire Las Vegas Classic Champions
2014-15 AAC Season & Tournament Champs, NCAA Second Round

No.	Name	Pos.	Ht.	Wt.	Yr.-Exp.	Hometown (High School/Previous School)
Probable Starters						
1	Shake Milton	G	6-6	205	Jr.-2L	Owasso, Okla. (Owasso HS)
5	Ethan Chargois	F	6-9	235	Fr.-HS	Tulsa, Okla. (Union HS)
10	Jarrey Foster	G	6-6	220	Jr.-2L	Houston, Texas (North Shore HS)
21	Ben Emelogu II	G	6-5	215	Sr.-2L	Grand Prairie, Texas (South Grand Prairie HS/Virginia Tech)
31	Jimmy Whitt	G	6-3	175	So.-TR	Columbia, Mo. (Hickman HS/Arkansas)
Reserves						
0	Jahmal McMurray	G	6-0	175	Jr.-TR	Topeka, Kan. (Highland Park / USF)
3	William Douglas	G	6-5	180	Fr.-HS	Memphis, Tenn. (Christian Brothers)
12	James Pyle	G	6-3	175	So.-1L	Overland Park, Kan. (St. Thomas Aquinas HS)
15	Isiah Mike	F	6-8	200	So.-TR	Scarborough, Ontario (Trinity Int'l. [Nevada]/Duquesne)
20	Elijah Landrum	G	6-0	180	Fr.-HS	Tulsa, Okla. (Central HS)
22	Luke Wilfong	G	6-1	170	Fr.-HS	Memphis, Tenn. (Memphis University School)
23	Akoy Agau	F	6-8	235	Sr.-GT	South Sudan (Omaha Central [Neb.]/Louisville/Georgetown)
24	Everett Ray	F	6-7	220	Fr.-HS	Addison, Texas (Trinity Christian Academy)

Head Coach: Tim Jankovich (Kansas State, 1982)
Assistant Coach: K.T. Turner (Oklahoma City, 2003)
Assistant Coach: Shawn Forrest (Arkansas-Pine Bluff, 1998)
Assistant Coach: Jay Duncan (Villanova, 2012)
Director of Basketball Operations: Sean Stout (North Carolina, 2010)
Special Assistant to the Head Coach: Nemanja Jovanovic (University of Belgrade, 2009)
Director of Recruiting: Tyrone Maxey (Washington State, 1992)
Graduate Manager: Jon Ekey (Illinois State, 2013)
Director of Basketball Athletic Performance: Mark Mitchell (Eastern Michigan, 2010)
Athletic Trainer: Warren Young (SMU, 2000)
Pronunciations: Akoy Agau (a-koy a-gow), Ethan Chargois (shag-wah), Ben Emelogu II (eh-mel-o-goo), Jarrey Foster (juh-ray), Tim Jankovich (jank-o-vich)

The [RV/RV] SMU Mustangs (12-3, 2-0 American) begin a two-game road trip at Tulane (10-4, 1-1) on Thursday at 8 p.m. SMU opened league play 2-0 with wins against UCF on Dec. 27 (56-51) and USF on Sunday (79-39). SMU has won 18 straight games against AAC opponents, including 15 in the regular season. The Mustangs have won their last six conference road games.

The Mustangs are leading The American in scoring defense at 58.9 (4th NCAA). SMU has only allowed more than 67 points in one game this season. The Mustangs lead the AAC in assists (18.2, 16th NCAA), assist-to-turnover ratio (1.5, 23rd NCAA) and 3-point percentage (.423, 7th NCAA). SMU is also second in the AAC in steals (7.9), turnover margin (3.7), turnovers (12.4) and turnovers forced (16.1).

All five starters are averaging double-digit scoring with Shake Milton leading the team at 16.7 (7th AAC). Jarrey Foster averages 13.7 (13th AAC), Ethan Chargois at 12.6 (19th AAC), Jimmy Whitt at 10.7 and Ben Emelogu 10.5. Jahmal McMurray is averaging 12.3 points off the bench.

SMU vs. Tulane (20-13)						
H: 14-2 A: 6-11 N: 0-0 OT: 0-1						
C-USA: 6-5 AAC: 5-0 H: 2-0 A: 3-0						
First Meeting:						
1959-60	D18	A	W	86-61		
American:						
2014-15	J21	A	W	[rv/rv] 66-52		
2015-16	J17	A	W	[10-] 60-45		
	F28	H	W	[24-] 74-53		
2016-17	J15	A	W	[rv/rv] 80-64		
	F15	H	W	[19/23] 80-75		
SMU vs. Cincinnati (5-7) (4-7 +)						
H: 3-1 A: 0-6 N: 2-0 OT: 0-0 (H: 2-1 +) NCAA: 1-0						
AAC: 3-5 H: 3-1 A: 0-4 (2-5 H: 2-1 +) TOUR: 1-0						
First Meeting:						
1947-48	D5	A	L	46-59		
American:						
2013-14	J1	A-	L	57-65		
	F8	H-	W+	[rv/rv] 76-55 [7/7]		
2014-15	J3	A-	L	50-56		
	F5	H-	L	[23/23] 54-62		
2015-16	J7	H-	W	[15-] 59-57 [rv/rv]		
	M6	A-	L	[24-] 54-61 [rv-]		
2016-17	J12	A-	L	[rv/rv] 64-66 [22/22]		
	F12	H-	W	[25/rv] 60-51 [11/11]		
	M12	N#	W	[12/15] 71-56 [15/18]		
- AAC # AAC Tournament + vacated [AP/Coaches]						

2017-18 SCHEDULE AND RESULTS				
Day	Date	Opponent (TV) [SMU Rank]	Result	Record
Fri.	N10	UMBC (ESPN3) [rv/rv]	W, 78-67	1-0
Sun.	N12	ULM (ESPN3) [rv/rv]	W, 83-65	2-0
Wed.	N15	Northwestern St (ESPN3) [rv/rv]	W, 81-35	3-0
Sat.	N18	Ark.-Pine Bluff (ESPN3) [rv/rv]	W, 72-37	4-0
Bad Boy Mowers Battle 4 Atlantis (Nassau, Bahamas)				
Wed.	N22	vs Northern Iowa (ESPN3) [-/rv]	L, 61-58	4-1
Thu.	N23	vs [2/4] Arizona (ESPN3) [-/rv]	W, 66-60	5-1
Fri.	N24	vs Western Kentucky (ESPN3) [-/rv]	L, 63-61	5-2
Tue.	N28	UTRGV (ESPN3) [-/rv]	W, 95-64	6-2
Sat.	D2	[14/18] USC (ESPN3) [-/rv]	W, 72-55	7-2
Tue.	D5	at [20/20] TCU (FSSW+) [rv/rv]	L, 94-83	7-3
Wed.	D13	New Orleans (ESPN3) [rv-]	W, 79-66	8-3
Mon.	D18	[-/rv] Boise State (ESPN3) [rv-]	W, 86-63	9-3
Tue.	D19	Cal Poly (ESPN3) [rv-]	W, 84-64	10-3
Wed.	D27	UCF * (ESPN2) [rv-]	W, 56-51	11-3, 1-0
Sun.	D31	USF * (ESPN3) [rv-]	W, 79-39	12-3, 2-0
Thu.	J4	at Tulane * (ESPN3) [rv/rv]		8pm
Sun.	J7	at [19/20] Cincinnati * (ESPN2) [rv/rv]		6pmET/5CT
Wed.	J10	Temple * (CBSSN)		8pm
Wed.	J17	at [9/9] Wichita State * (ESPN3)		6pm
Sat.	J20	Tulane * (ESPN3)		5pm
Thu.	J25	at Connecticut * (CBSSN)		6pm
Sun.	J28	East Carolina * (CBSSN)		1pm
Thu.	F1	at Tulsa * (CBSSN)		7pm
Thu.	F8	at Houston * (ESPN2)		8pm
Sun.	F11	[19/20] Cincinnati * (ESPN)		3pm
Wed.	F14	Memphis * (ESPN3)		8pm
Sat.	F17	at UCF * (ESPN3)		11amET/10CT
Wed.	F21	at East Carolina * (ESPN3)		7pmET/6CT
Sat.	F24	[9/9] Wichita State * (ESPN/ESPN2)		1pm
Wed.	F28	Houston * (ESPN2)		8pm
Sun.	M4	at USF * (ESPN3)		2pmET/1CT
M8-11 The American Championship (Orlando, Fla. - Amway Center)				
* American Athletic Conference				
[AP / Coaches] KAAM 770 AM (flagship) (TuneIn App - SMU)				
Home games on campus at Moody Coliseum (7,000)				
Tickets at SMUMustangs.com or 214-SMU-GAME (214-768-4263)				
Dates and times subject to change				

1st - Wins in AAC play since start of 2014-15 (47-9)
#2 - 66-60 win vs AP #2 Arizona, highest since #2 Louisville in 1967
2 - AAC season & tournament titles in past 3 seasons ('14-15, '16-17)
2 - Selections in the 2017 NBA Draft (Semi Ojeleye, Sterling Brown)
3 - Straight AAC Players of the Year & Sixth Man of the Year Awards
4 - Home losses since the start of 2013-14 (83 games)
4 - Straight years 100,000+ home attendance (top 4 in SMU history)
4 - Wins over AP top 15 past 2 seasons
5th - SMU rank in NCAA win pct from 2014-17 (.828, 82-17)
33 - Consecutive home wins, 2nd active in NCAA (18-0 in 2016-17)
32 - Straight non-conference home wins (2nd SMU history)
36-0 - At Moody Coliseum under Tim Jankovich (2nd NCAA History)
50 - Sellouts in 77 games Moody Coliseum since the renovation
61-3 - Record at Moody Coliseum since the start of 2014-15

TULANE Green WaveMike Dunleavy, Sr.
At TU / Overall (Years)16-29 (2nd) / Same
2016-17 / AAC6-25 / 3-15 (10th)
PostseasonNone
Location / ColorsNew Orleans, La. / Olive Green & Sky Blue
ArenaFogelman Arena in Devlin Fieldhouse (3,600)
SIDAdam Miller / amiller10@tulane.edu
WebsiteTulaneGreenWave.com



HEAD COACH TIM JANKOVICH... was named head coach at SMU on July 8, 2016, after four years as associate head coach. He is in his 35th season as a collegiate coach and 11th season a Division I head coach (196-126). He is 39-5 at SMU entering his second season (2017-18) leading the Mustangs. SMU won the American Athletic Conference regular season and tournament championships in his first full season at the helm.

He previously was head coach at Illinois State (2007-12) and North Texas (1993-97), and as an assistant or head coach, his teams have won seven regular season conference championships and five league tournament titles, made ten NCAA appearances and have earned eight NIT berths. His career includes serving as an assistant coach for Lon Kruger, Jack Hartman, Eddie Sutton, Kevin Stallings, Bill Self, Larry Brown, Boyd Grant, Gene Iba and Bob Weltlich.

In his first season at the helm (2016-17), the Mustangs won The American season and tournament titles en route to the NCAA Tournament and a program-record 30 victories (30-5). SMU went 18-0 at home, 17-1 in the AAC and had winning streaks of 10 games and 16 games in a stretch that saw wins in 26 of 27 outings. The Ponies were ranked in the Associated Press top 25 for the last six weeks of the season, finishing No. 11 in the AP and No. 23 in the USA Today Coaches Poll. Jankovich was named the AAC Coach of the Year, the USBWA District VII Coach of the Year, NABC All-District 25 Coach and a Naismith Coach of the Year semifinalist. Five Mustangs garnered league awards with Semi Ojeleye being named The American Player of the Year and Scholar-Athlete of the Year. Ojeleye was also All-AAC First Team, AP All-America Honorable Mention and CoSIDA Academic All-America Second Team. Ben Moore, Sterling Brown and Shake Milton made the All-AAC Second Team. Ben Emelogu II was named AAC Co-Sixth Man of the Year. After winning the conference tournament, Moore and Brown were named All-Tournament with Ojeleye selected as the Most Outstanding Player. Moore and Brown were selected to play in the NABC All-Star game at the Final Four in Phoenix.

In 2015-16, Jankovich led the team during Larry Brown's NCAA-mandated suspension, going 9-0, with wins over Stanford, TCU and Michigan among others. The Mustangs finished 25-5 with a 16-1 record at Moody Coliseum. SMU was second in The American at 13-5. The Ponies were No. 24 in the final AP Top 25 after reaching as high as No. 8 during the season. The final poll was the 17th straight week in the AP Top 25. Jankovich served as the head coach for the first nine games, leading SMU to a 9-0 start en route to a program-best 18-0 start. SMU claimed the Las Vegas Classic title during the 18-game win streak; eventually becoming the last undefeated team in NCAA Division I. SMU led The American in 8 of 21 statistical rankings and ranked in the top 10 of 7 NCAA stat categories. Nic Moore was selected AAC Player of the Year and AP All-America Honorable Mention for the second straight season. He was named All-AAC First Team for the third straight season. Moore was also a finalist for the Bob Cousy Award, a member of the Wooden Award Late Season Top 20, on the Naismith Midseason Watch List and on the Oscar Robertson Trophy Watch List. Markus Kennedy was on the Karl Malone Award Watch List and earned his second straight AAC Sixth Man of the Year honor. Shake Milton was a pick for the AAC All-Rookie team. Ben Moore was named to the NABC All-District Second Team.

In 2014-15, SMU claimed the American Athletic Conference regular season and tournament titles en route to reaching the NCAA Tournament. SMU finished the season 27-7 overall. The Mustangs went 15-3 in league play, clinching the outright league title (first since 1993) with a 67-62 win against Tulsa in a sold out Moody Coliseum on March 8. The team followed that by winning the AAC tournament title, 62-54, over Connecticut. The Mustangs spent nine weeks in the AP and USA Today Top 25 and set home attendance records for a season (124,986) and average (6,944) while going 16-2 in Moody Coliseum. Nic Moore was named AP All-American Honorable Mention and AAC Player of the Year, Markus Kennedy was AAC Sixth Man of the Year and Most Outstanding Player of the Championship, and Yanick Moreira was named the AAC's Most Improved Player.

In his second season (2013-14), he helped lead the Mustangs into the national spotlight as SMU earned a No. 1 seed in the NIT and eventually reached the title game at Madison Square Garden. SMU was in the top 25 in four of the last five regular season polls, being ranked for the first time since 1984-85.

Prior to SMU, he spent five seasons (2007-12) as the head coach at Illinois State, where his teams went 105-64, and made four NIT appearances (2008, 2009, 2010, 2012). He also won at least 20 games and finished in the top-three in the Missouri Valley in each of the NIT seasons. They advanced to the MVC tournament title game three times (2008, 2009, 2012), twice falling in overtime. In his five years at ISU, Jankovich was named IBCA District Coach of the Year four times (2008, 2009, 2010, 2012).

Before arriving at Illinois State, he spent five years as an assistant for Kansas coach Bill Self (one at Illinois and four at Kansas). During that stretch, their teams made five straight NCAA Tournaments, two trips to the Elite Eight and laid the foundation for Kansas' National Title in 2008.

In Jankovich's four years at Kansas, the Jayhawks compiled a 105-29 (.784) record, won three Big 12 regular season titles (2005, 2006, 2007), a pair of Big 12 tournaments (2006, 2007) and advanced to the NCAA Tournament in each campaign. In his final season at Kansas (2006-07), the Jayhawks went 33-5, and advanced to the Elite Eight for the second time in four years. The Jayhawks finished the season ranked No. 2 in both the final Associated Press and ESPN/USA Today polls. KU finished each season of his tenure ranked No. 16 or better.

In his one year as an assistant at Illinois (2002-03), the team finished 25-7, won the Big Ten Tournament and advanced to the second round of the NCAA Tournament. Illinois was No. 11 in the final AP poll.

For the past 30-plus years, Jankovich has played a key role in recruiting and player development. He is responsible for having attracted and coached some of the most accomplished recruiting classes in college basketball and has coached 27 current or former NBA players.

In addition to working under Self, Jankovich has served as an assistant coach for Eddie Sutton, Jack Hartman, Lon Kruger, Boyd Grant, Gene Iba, Bob Weltlich and Kevin Stallings. Other than Kansas and Illinois, he also served on the coaching staffs at UTPA, Kansas State, Texas, Colorado State, Baylor, Oklahoma State and Vanderbilt. In addition, he served as a head coach for four years at the University of North Texas (1993-97) and two seasons at Hutchinson Community College (1997-99).

Jankovich guided Hutchinson Community College from 1997-99, going 50-14, posting back-to-back 20-win campaigns and national rankings both seasons. At Vanderbilt (1999-2002), he played a key role that helped lead the Commodores to two NIT appearances in three years (2000, 2002). The core of Jankovich's recruited players at Vanderbilt advanced to the NCAA Sweet 16 in 2004.

One of the winningest players in Kansas State history, he was a four-year starter at point guard (one at Washington State and three years for legendary coach Jack Hartman at KSU). In each of his seasons at KSU, the Wildcats ranked in the top-20 and advanced to the NCAA Tournament. Jankovich played in nine NCAA Tournament games, advancing to the 1981 Elite Eight and the 1982 Sweet 16.

A three-time academic All-American and honorable mention All-Big Eight player, he finished at Kansas State in the school's top-10 in nine categories, including first in season FT pct. (.917) and eighth in career FG pct. (.510). He set the Big Eight Tournament record for single-game assists (14).

Jankovich graduated from Kansas State cum laude in 1982 with a 3.63 GPA in business finance and received his master's degree in radio/television in 1985. He and his wife, Cindy, have a son, Michael.

TIM JANKOVICH HEAD COACHING RECORD

2016-17 Naismith National Coach of the Year Semifinalist, AAC Coach of the Year, USBWA District VII Coach of the Year, NABC All-District 25 Coach

OVERALL					H	A	N	OT		
Year	School	W	L	PCT	W-L	W-L	W-L	W-L		
93-94	North Texas	14	15	.483	8-4	3-9	3-2	0-1	Southland (4th)	
94-95	North Texas	14	13	.519	9-5	5-8	0-0	0-0	Southland (4th)	
95-96	North Texas	15	13	.536	9-3	5-9	1-1	2-0	Southland (2nd)	
96-97	North Texas	10	16	.385	6-6	3-9	1-1	3-1	Big West (5th - East)	
07-08	Illinois State	25	10	.714	15-1	7-5	3-4	0-0	NIT, Missouri Valley (2nd)	
08-09	Illinois State	24	10	.706	13-2	7-7	4-1	2-5	NIT, Missouri Valley (3rd)	
09-10	Illinois State	22	11	.667	12-2	5-7	5-2	0-1	NIT, Missouri Valley (3rd)	
10-11	Illinois State	12	19	.387	7-8	2-10	3-1	0-0	Missouri Valley (T-9th)	
11-12	Illinois State	21	14	.600	12-3	3-8	6-3	2-2	NIT, Missouri Valley (T-3rd)	
15-16	SMU	9	0	1.000	7-0	2-0	0-0	0-0	Served as HC for first 9 games	
16-17	SMU	30	5	.857	18-0	8-3	4-2	0-0	AAC RS & T Champs, NCAA	
17-18	SMU	12	3	.800	11-0	0-1	1-2	0-0		
TOTALS		208	129	.617	127-34	50-76	31-19	9-10		
					.789	.397	.620	.474		
At SMU		51	8	.864	36-0	10-4	5-4	0-0		
					1.000	.714	.556			

CONFERENCE					H	A	OT		
Year	School	W	L	PCT	W-L	W-L	W-L		
93-94	North Texas	9	9	.500	6-3	3-6	0-1		
94-95	North Texas	9	9	.500	5-4	4-5	0-0		
95-96	North Texas	12	6	.667	7-2	5-4	2-0		
96-97	North Texas	5	11	.313	2-6	3-5	2-1		
07-08	Illinois State	13	5	.722	8-1	5-4	0-0		
08-09	Illinois State	11	7	.611	7-2	4-5	2-3		
09-10	Illinois State	11	7	.611	8-1	3-6	0-0		
10-11	Illinois State	4	14	.222	3-6	1-8	0-0		
11-12	Illinois State	9	9	.500	7-2	2-7	1-0		
15-16	SMU	0	0		0-0	0-0	0-0		
16-17	SMU	17	1	.944	9-0	8-1	0-0		
17-18	SMU	2	0	1.000	2-0	0-0	0-0		
TOTALS		102	78	.567	64-27	38-51	7-5		
					.703	.427	.583		
At SMU		19	1	.950	11-0	8-1	0-0		
					1.000	.889			



**MEN'S BASKETBALL
COACH
OF THE YEAR**

**TIM
JANKOVICH**
| SMU



Emelogu is leading the AAC in 3-point percentage at 60.7 on 37-61 with McMurray hitting 52.4 percent (11-21), Chargois hitting 43.9 percent (4th AAC), Milton at 39.1 percent (11th AAC) and Foster 35.4 percent. All five starters are also averaging at least 4.6 rebounds with Foster at 5.8 per game (15th AAC), followed by Chargois at 5.6 (17th AAC), Emelogu at 5.3, Whitt at 5.1 and Milton at 4.6 per game. Milton leads the AAC at 4.7 assists per game with Whitt 4th in the AAC at 4.1 per game and Foster at 3.1 per contest. All three have a 1.9 or better assist-to-turnover ratio (Whitt 2.0, T-3rd AAC; Foster 2.0, T-3rd AAC; Milton 1.9, 5th AAC).

TRENDS:

- Jimmy Whitt is 49-66 FGs (.742) in past 8 games (season .607, 2nd AAC)
- SMU is the only team with four players averaging 10.0 pts & 5.0 rebs
- Shake Milton has scored 10+ in 16 straight games
- Milton leads active AAC players in 3s (170), 3% (.417), 4th in assists (312)
- 2nd in the nation in percentage of FGs assisted (67.9%)
- SMU has won 38 of its last 43 games (Since 12/2/16)
- SMU has won 18 straight vs AAC opponents (15 in the regular season)
- SMU is 47-9 in AAC play since start of 2014-15 (best in the league)
- 6 straight road wins in AAC play
- 33 straight wins at home (2nd nationally, 21.6 scoring margin in the streak)
- 36-0 under Tim Jankovich at home (2nd best start in NCAA history)
- SMU has a +9.3 scoring margin in the 2nd half, which is 7th nationally

LAST GAME (W, 79-39 vs USF on Dec. 31): SMUMustangs.com: DAL-

LAS (SMU) - On a night when the SMU offense wasn't clicking on all cylinders early on, the Mustang defense was tremendous for all 40 minutes. Using that stifling defense and a second-half offensive surge, SMU dominated USF on Sunday night on its way to a 79-39 New Year's Eve victory. In the second half, SMU's offense sprang to life by hitting its first eight attempts to blow the game open with an 26-1 run through the first eight minutes of the half. Meanwhile, the defense only upped its already strong first half effort. USF's first basket of the half didn't come until the 11:48 mark. Junior Shake Milton led the way offensively for the Mustangs, dropping in 14 points, 11 of which came in the second half. Fellow juniors Jahmal McMurray and Jarrey Foster joined Milton in double-figures, each scoring 12 points. Sophomore Jimmy Whitt rounded out the double-digit scorers, finishing with 11 points and a team-high nine rebounds. The Mustangs scored more points in the second half alone (51) than the Bulls managed for the entire game. SMU held USF to just 28 percent from the field, including a 3-of-19 mark from 3-point range. The Bulls finished with more turnovers (21) than field goals (14). SMU contested essentially every shot the Bulls put up, leading to the low field goal percentage. USF scored zero points in transition, compared to SMU's 14 fast-break points. The Mustangs also dominated the Bulls on the glass, finishing with a plus-16 rebounding margin. The Mustangs dominated the game in essentially every statistically category in the 40-point win. SMU finished with a better shooting percentage from the field and the free-throw line, fewer turnovers, more rebounds, more blocks, more steals and more assists. While SMU never trailed, USF locked up the score at 11 with just under seven minutes left in the first half. A 43-6 run was the Mustangs' response.

UP NEXT: SMU is at [19/20] Cincinnati on Sunday (6pm ET/5CT, ESPN2) before hosting Temple Wednesday.

THE SERIES VS. TULANE (20-13): SMU and Tulane meet for the 34th time, with SMU holding a 20-13 series lead. The Mustangs have won five straight meetings, following a 2016-17 season series sweep. SMU opened the season with an 80-64 win at Tulane on Jan. 15, before edging the Green Wave, 80-75, at Moody Coliseum on Feb. 15. In 2015-16, SMU swept the series, winning 60-45 at Tulane on Jan. 17, before a 74-53 victory at Moody on Feb. 28. SMU is 14-2 at home, and has not lost in Moody Coliseum to Tulane since Dec. 7, 1991. SMU is now 6-11 all-time at Tulane, including three straight victories. The first meeting between the programs came on Dec. 18, 1959, an 86-61 victory for SMU.

LAST MEETING VS. TULANE (W, 80-64 at Devlin Fieldhouse on Jan. 15, 2017): DALLAS (AP) - Now that people are starting to pay attention to No. 19 SMU, maybe they will understand why coach Tim Jankovich keeps talking about these short-handed Mustangs being such a special group. They just keep finding ways to win games. Semi Ojeleye scored 16 of his 18 points in the second half, including consecutive 3-pointers in a run that finally put SMU ahead to stay in an 80-75 victory over Tulane, which led by 15 points at halftime. Three days after a comeback win over then-No. 11 Cincinnati to take over the American Athletic Conference lead, and avenging their only loss since November, the Mustangs had to rally against one of the teams at the bottom of the league standings. The Mustangs have won nine in a row, and 19 of their last 20. But while they have lost only once since November, this is only their second week this season in the AP poll. Jarrey Foster had 19 points, including three consecutive dunks in one stretch for SMU. Shake Milton and Sterling Brown each had 13 points. Cameron Reynolds had 23 points for Tulane which has a nine-game losing streak. Ojeleye missed his first 10 shots before making a 3-pointer less than 2 minutes into the second half. Even though he finished 4-of-17 shooting overall, he scored the first eight points in the 13-0 run that put SMU ahead to stay. The Mustangs were within 56-55 after Ojeleye's consecutive 3s, and went ahead for the first time when Brown had a steal and a breakaway layup with 9:43 left. Reynolds missed a dunk that would have put Tulane back ahead with 7 minutes left, and Foster followed that with a powerful two-handed dunk. Then came a one-handed slam over a Tulane defender before a putback slam for Foster.

THE SERIES VS. CINCINNATI (5-7+): SMU and Cincinnati will square off for the 13th time. SMU won 2-of-3 meetings during the 2016-17 season, including a 71-56 win on March 12, 2017 to win the American Athletic Conference Tournament and earn an automatic bid into the NCAA Tournament. Earlier in the season, the Bearcats won the season opener, 66-64, on Jan. 12 at Fifth Third Arena, before SMU took the rematch 60-51 on Feb. 12 at Moody Coliseum. Since becoming conference foes, Cincinnati holds a 5-3 record over the Mustangs. Prior to the AAC, the series had been dormant since 1974-75. SMU won the only previous neutral site encounter in 1966, an NCAA Midwest Regional contest in Lubbock, Texas. (+4-7 officially)

TIM JANKOVICH CAREER TIMELINE

77-78	Washington State	Student-Athlete	
79-82	Kansas State	Student-Athlete	3 NAAs ('81 Elite 8, '82 Sweet 16), 3x Academic All-America & Academic All-Big 8
83-84	UT-Pan American	GA	
84-86	Kansas State	Asst. Coach	
86-87	Texas	Asst. Coach	
87-91	Colorado State	Associate HC	WAC Champs '89, '90, NCAA '89, '90, NIT '88
91-92	Baylor	Asst. Coach	
92-93	Oklahoma State	Asst. Coach	20-9, Second in Big 8
93-97	North Texas	Head Coach	'94 & '96 Southland Tournament Finals
97-99	Hutchinson CC	Head Coach	50-14, 2 NJCAA Tournaments, Top-20 each year
99-02	Vanderbilt	Asst. Coach	51-41 in 3 years, '00 & '02 NITs
02-03	Illinois	Asst. Coach	Big Ten Tournament Champs, NCAA 2nd Rnd
03-07	Kansas	Asst. Coach	105-29 in 4 years, 3 Big 12 Titles ('05, '06, '07), 2 Big 12 Tour. Titles ('06, '07), 4 NAAs ('04 & '07 Elite Eight)
07-12	Illinois State	Head Coach	106-64 in 5 years, 4 NITs '08, '09, '10, '12, 3 Missouri Valley Tournament Finals '08, '09, '12
12-16	SMU	Associate HC	2015-16 Las Vegas Classic Champs, Started 18-0, Ranked as high as No. 8; 2015 AAC RS & T Champs, NCAA 2nd Rnd, Season Attendance Record; 2014 NIT Finalist, first ranking since '84-85
2016-	SMU	Head Coach	2016-17 AAC Season & Tour. Champs, NCAA

TIM JANKOVICH TIMELINE AT SMU

April 26, 2012 - Named Associate HC for Larry Brown
Nov. 17, 2012 - Signs class Sterling Brown, Ben Moore & Yanick Moreira
Dec. 23, 2013 - SMU receives vote in AP poll, first since Dec. 23, 2003
Jan. 4, 2014 - SMU opens renovated Moody Coliseum; first sell-out (7,166) since Nov. 2001
Feb. 10, 2014 - SMU #23 in AP Poll, first ranking since 1984-85 season
March 16, 2014 - SMU earns No. 1 seed in NIT
April 3, 2014 - Minnesota defeats SMU 65-63 in NIT Final
Sept. 2, 2014 - SMU announces Moody Coliseum sold out of season tickets for 2014-15 season
Oct. 31, 2014 - SMU is #22 in preseason AP Poll (also #22 in Coaches)
Feb. 14, 2015 - [25/25] SMU hosts ESPN College Gameday then defeats Connecticut 73-55
March 8, 2015 - [22/22] SMU def. Tulsa 67-62 to claim AAC title (first at SMU since 1993 SWC)
March 15, 2015 - [20/21] SMU wins The American Tournament 62-54 at UConn (SMU's first since 1988 SWC)
March 19, 2015 - SMU's first NCAA game since 1993 (L, 60-59 vs. UCLA)
Dec. 17, 2015 - Wins 105-72 vs. Hampton to go 9-0 as acting HC, including wins vs. Michigan and at Stanford
Dec. 23, 2015 - SMU wins Las Vegas Classic 70-66 vs. Colorado
Jan. 11, 2016 - SMU #10 in AP, first top-10 since '84-85 (#8 on Jan. 18).
Jan. 19, 2016 - #8 SMU def. Houston 77-73 for 18-0 start, best in SMU history, last unbeaten NCAA DI team (lost 89-80 at Temple on 1/24)
March 3, 2016 - #24 SMU def. Connecticut 80-54 for 25th win, best in regular season at SMU. Finished 25-5.
July 8, 2016 - Named head coach at SMU.
Dec. 20, 2016 - SMU def. Albany 71-53 to finish 10-3 in non-conference with wins over Pittsburgh, TCU & Stanford
Feb. 6, 2017 - SMU ranked No. 25 in AP (20-4, 10-1 AAC)
Feb. 12, 2017 - No. 25 SMU defeats No. 11 Cincinnati 60-51
March 2, 2017 - No. 14 SMU def. Tulsa 93-70 to clinch AAC title
March 3, 2017 - 1 of 10 semifinalists for Naismith Coach OTY
March 4, 2017 - No. 14 SMU defeats Memphis 103-62 to clinch AAC outright
March 7, 2017 - Named USBWA District VII Coach of the Year
March 9, 2017 - Named American Athletic Conference Coach of the Year
March 12, 2017 - #12/15 SMU defeats #15/18 Cincinnati 71-56 for AAC Tournament title, gets #6 seed in NCAA East Region
March 17, 2017 - #11/13 SMU plays in second NCAA Tournament in three season (L, 66-65 vs. USC).
Nov. 18, 2017 - SMU def. UAPB 72-37 to become 29-0 at home under Tim Jankovich, the 2nd-best home start in NCAA history
Nov. 23, 2017 - SMU def. #2/4 Arizona 66-60 in Battle 4 Atlantis, first SMU win over AP #2 since 1967 (Louisville NCAA Reg. SF)
Dec. 2, 2017 - SMU def. #14/18 USC 72-55

THIS SEASON VS. CINCINNATI (W, 71-56 at AAC Championship on March 12): HARTFORD, Conn. (AP) — Nobody will be heading into the NCAA Tournament with more momentum than SMU. The Mustangs won their 16th straight game, taking the American Athletic Conference championship with a 71-56 victory over Cincinnati. Sterling Brown led the Mustangs with 18 points on 6-of-11 shooting. Tournament MVP Semi Ojeleye added 14 points, Jarrey Foster had 13 and Ben Moore scored 12. It was the second AAC title in three years for SMU. The Mustangs took the championship in 2015, but missed last year's postseason under NCAA sanctions. Jarron Cumberland had 14 points to lead Cincinnati, which has not won a conference title since capturing the Conference USA crown in 2004. SMU started the year 4-3, but has reeled off 26 wins in 27 games. They went 17-1 to win the league's regular-season title, with the only loss coming by two points at Cincinnati in January. The Mustangs never trailed in this one. They shot 50 percent from the field and made 10 of their 19 shots from 3-point range. Brown scored six points to spark SMU on a game-opening 11-2 run. A 3-pointer at the halftime buzzer by Ben Emelogu II from just inside the midcourt logo gave the Mustangs a 32-23 lead. It was the lowest scoring first half of the season for the Bearcats. Cincinnati made just one of its first 15 shots from the field, shot 34 percent for the game and missed 20 of 24 shots from behind the arc. SMU hit four of its first five 3-point attempts in the second half to extend a nine-point lead to 17 at 48-31. **(W, 60-51 at SMU Feb. 12):** DALLAS (AP) -- Ben Emelogu II acknowledged that SMU players would have been lying if they said Cincinnati wasn't on their minds. The 25th-ranked Mustangs got a bit of a revenge, and in the process took a slight lead in the American Athletic Conference standings. Emelogu hit two 3-pointers and made the tiebreaking free throw in the game-deciding 15-0 run for the Mustangs in a 60-51 win to snap a 15-game winning streak by No. 11 Cincinnati, which had also been responsible for the only loss by SMU in its previous 18 games. Finishing their first week as a ranked team this season, the Mustangs had their big spurt right after Cincinnati had scored 12 in a row in a 2 1/2-minute span soon after halftime to regain the lead. The Bearcats made only three of their last 21 shots after that -- and went without a field goal the final 4:11 of the game. After SMU had finished the first half with eight straight points to tie the game, and went ahead on Shake Milton's 3-pointer, Kevin Johnson had a tying 3 to start the big spurt by Cincinnati. Johnson also had a steal for a breakaway two-handed slam before Kyle Washington's basket to give the Bearcats their biggest lead of the game at 40-31. But SMU got even on 3s by Emelogu, Semi Ojeleye and Milton and went ahead to stay on Emelogu's free throw with 11:47 left before he added another 3. Ojeleye had 18 points to lead SMU while Sterling Brown had 13 points and 10 rebounds. Milton and Emelogu each had 11 points. Jacob Evans had 15 points for the Bearcats, while Johnson had 13 and Washington 11. Gary Clark had 12 rebounds, but the big man was only 2-of-7 shooting. Cincinnati had 17 field goals overall, 11 being 3-pointers. **(L, 66-64 at Cincinnati on Jan 12):** CINCINNATI (AP) -- Instead of losing close games this season, Cincinnati is finding ways to pull them out. Troy Caupain scored 16 points and blunted SMU's comeback with a clutch 3-pointer, helping the 22nd-ranked Bearcats hold on for a 66-64 victory over SMU. The Bearcats let most of a 15-point lead slip away, with SMU cutting it to 54-52 on Jarrey Foster's 3-pointer. Caupain's 3-pointer ended the Mustangs' comeback, and they never got closer than two points the rest of the way. Last season, Cincinnati was known for losing the close ones by giving up baskets or missing shots in the closing seconds. The Bearcats won a matchup of the last two unbeaten teams in American Athletic play, taking their seventh straight game overall. Gary Clark led Cincinnati with 18 points, including two 3s that matched his career high. SMU lost its 10-game winning streak, which tied for third-longest in school history. The Mustangs had two shots in the closing seconds that went off the rim. Sterling Brown led the Mustangs with a season-high 20 points and 11 rebounds, but he missed a 3-point shot that would have given the Mustangs the lead with 10 seconds left. His shot rolled around the rim and came off to Ben Moore, who missed a putback attempt to tie it. Kyle Washington had a pull-up jumper and a 3-pointer during a 16-point run that put Cincinnati ahead 27-12. SMU opened the game 4 of 19 from the field with five turnovers. Semi Ojeleye, who leads the Mustangs at 17.9 points per game, was limited to two free throws in the first half. He finished with 12 points on 4-of-11 shooting. The Mustangs shot 47 percent from the field while making their comeback in the second half.

HEAD COACH TIM JANKOVICH... is in his second season at the helm at SMU after four seasons as the associate head coach. He is in his 35th season as a collegiate coach, and his 13th as a head coach. In 2016-17, SMU finished 30-5 and No. 11 in the AP poll after winning The American regular season and tournament titles en route to the NCAA Tournament. In 2015-16, he coached the Mustangs to a 9-0 start as SMU was eventually the last unbeaten team in the country at 18-0, and winning the Las Vegas Classic title during the season-opening streak. The Mustangs went 25-5, finishing the season ranked No. 24 after reaching a high of No. 8. In 2014-15, the Mustangs claimed the AAC regular season and tournament championships en route to the NCAA Tournament. SMU was the top seed in the 2014 NIT, reaching the title game. This is his 11th season as the leader of a Division I program, including five as head coach at Illinois State (2007-12) and four at North Texas (1993-97). As a head coach, he is **208-129 (.617) [51-8 at SMU (.864), including 36-0 at Moody Coliseum]**.

That includes a 104-64 mark at ISU where his teams recorded four top-three finishes in the Missouri Valley, reached the conference tournament final three times and earned four NIT bids. As an assistant or head coach, his teams are 628-375 (.626) with six regular season conference championships, four league tournament titles, nine NCAA Tournament appearances and eight NIT bids.

- **7 Conference Titles** (Colorado St. - WAC '89, '90; Kansas - Big 12 '05, '06, '07; **SMU - AAC '15, '17**)
- **5 Conference Tournament Titles** (Illinois - Big Ten '03; Kansas - Big 12 '05, '06; **SMU - AAC '15, '17**)
- **10 NAAs** (CSU '89, '90; Oklahoma St '93; Illinois '03; Kansas '04 RF, '05, '06, '07 RF; **SMU - '15, '17**)
- 8 NITs (CSU '88, Vanderbilt '00, '02; Illinois State '08, '09, '10, '12; SMU '14 Final)

BEST WINNING PCT. - CURRENT SCHOOL (At least 2nd season - Through Jan. 1)
Jankovich - .864

Bill Self (Kansas) - .826
John Calipari (Kentucky) - .825
Mark Few (Gonzaga) - .816
Mike Kyzewski (Duke) - .788
Roy Williams (UNC) - .778
Sean Miller (Arizona) - .770

2017-18 Rankings (Through Jan. 1)				
AMERICAN RANKINGS				NCAA
ALL GAMES - INDIVIDUAL				
Scoring	7	Milton	16.7	185
	13	Foster	13.7	
	19	Chargois	12.6	
Rebounding	15	Foster	5.8	
	17	Chargois	5.6	
FG Pct.	2	Whitt	.607	
	8	Emelogu	.532	
	9	Chargois	.530	
Assists		Foster	.482	181
	1	Milton	4.7	84
	4	Whitt	4.1	148
FT Pct.	8	Milton	.840	124
Steals	4	Whitt	1.8	91
	8	Milton	1.5	203
3FG Pct.	1	Emelogu	.607	
	4	Chargois	.439	
	11	Milton	.391	
3PT FGM	3	Emelogu	2.5	161
	5	Milton	2.4	173
	13	Chargois	1.7	
Blocked Shots	8	Foster	1.3	160
	12	Chargois	.9	
Ast/TO Ratio	T-3	Foster	2.0	142
	T-3	Whitt	2.0	142
	5	Milton	1.9	160
Off. Rebs.	3	Foster	2.9	71
Def. Rebs.				
Minutes	2	Milton	35.9	40
	9	Foster	33.5	157
	20	Emelogu	30.5	
Double-Doubles	26	Whitt	29.6	
		Emelogu	1	
		Ray	1	

ALL GAMES - TEAM			
Scoring Off.	5	75.5	166
Scoring Def.	1	58.9	4
Scoring Margin	2	16.6	16
FT Pct.	10	.673	269
FG Pct.	4	.475	76
FG Pct. Def.	5	.398	45
3Pt.FG Pct.	1	.423	7
3Pt.FG Pct. Def.	9	.332	125
Reb. Off.	9	36.1	184
Reb. Def.	3	31.3	---
Reb. Margin	5	4.8	79
Blocked Shots	6	4.0	106
Assists	1	18.2	16
Steals	2	7.9	49
TO Margin	2	3.7	35
Ast./TO Ratio	1	1.5	23
Off. Rebs.	5	11.9	86
Def. Rebs.	10	24.2	264
Def. Reb. Pct.	8	.706	---
Off. Reb. Pct.	2	.359	---
3PT FG Made	2	9.2	63
Turnovers	2	12.4	89
Turnovers Forced	2	16.1	51
W-L Pct.		.800	32
Personal Fouls		16.6	67

CONFERENCE ONLY RANKINGS ON NEXT PAGE

2017-18 Specialty Stats					
	T/O	2ndCh	Paint	FastB	Bench
SMU Avg.	17.7	10.6	29.6	6.1	11.3
Opp. Avg.	11.5	7.5	19.9	6.8	16.6



AMERICAN ATHLETIC CONFERENCE WINS
(Thorough Dec. 31): SMU leads The American in league wins (47-9) since the start of the 2014-15 season. The Mustangs have won the AAC regular season and tournament titles in 2014-15 and 2016-17. SMU went 17-1 in 2016-17 and 15-3 in 2014-15. SMU finished second at 13-5 in 2015-16, one game behind Temple.

	W	L	PCT
SMU	47	9	0.839
Cincinnati	42	13	0.764
Tulsa	36	20	0.643
Temple	34	22	0.607
Connecticut	30	25	0.545
Houston	30	26	0.536
Memphis	27	28	0.491
UCF	23	33	0.411
East Carolina	16	40	0.286
Tulane	13	43	0.232
USF	8	48	0.143

Wichita State	1	0	1.000

AP TOP 15 WINS (Through Jan. 1): The Mustangs have four wins against the AP top 15 in the past two seasons.

Feb. 12, 2017 - No. 11 Cincinnati, 60-51

March 12, 2017 - vs. No. 15 Cincinnati, 71-56 (AAC Tournament Championship)

Nov. 23, 2017 - No. 2 Arizona, 66-60 (Battle 4 Atlantis)

Dec. 2, 2017 - No. 14 USC, 72-55

Wins vs top 15 last 2 season

7 - Kansas, Duke

6 - UNC, Butler, Arizona

5 - Villanova, West Virginia, Florida State

4 - SMU, Baylor, Kentucky, UCLA, Michigan, Virginia



30+ WINS, CONFERENCE CHAMPIONS & CONFERENCE TOURNAMENT CHAMPS IN 2016-17:

SMU	30-5	American
Arizona	32-5	Pac-12
Gonzaga	37-2	West Coast Conference
Kentucky	32-6	SEC
Middle Tennessee St.	31-5	Conference USA
Villanova	32-4	Big East
Wichita State	31-5	Missouri Valley

ATTENDANCE: SMU surpassed 100,000 in attendance each of the previous four seasons. In 2014-15, SMU set a season attendance record of 124,986 total and 6,944 average. The New Moody single-game attendance record of 7,518 was set in the 60-51 win against then No. 11/11 Cincinnati (Feb. 12, 2017). SMU has sold out 50 of 76 games in Moody Coliseum since the renovated facility opened Jan. 4, 2014.

Total	Season	
124,986	2014-15	AAC Champs (15 sellouts in 18 games)
117,420	2015-16	(13 sellouts in 17 games)
124,198	2016-17	AAC Champs (12 sellouts in 18 games)
107,412	2013-14	(9 sellouts in 19 games - 13 games in Moody)
101,296	1984-85	
72,862	2017-18	



SMU fans set a Moody Coliseum attendance record of 7,518 for the 60-51 win against No. 11/11 Cincinnati on Feb. 12.

2017-18 Rankings (Through Jan. 1)

AMERICAN RANKINGS

CONFERENCE GAMES - INDIVIDUAL

Scoring	T-14	Milton	14.0
	T-17	Foster	13.0
Rebounding	T-4	Foster	8.5
	T-17	Chargois	5.5
FG Pct.	3	Whitt	.800
Assists	T-5	Milton	4.0
	T-13	Emelogu	3.0
FT Pct.	T-1	McMurray	1.000
	11	Milton	.875
Steals	T-4	Emelogu	2.5
	T-4	Whitt	2.5
	T-7	Milton	2.0
3FG Pct	T-6	McMurray	.500
	14	Milton	.375
3PT FGM	T-8	McMurray	2.0
Blocked Shots	T-4	Foster	2.0
	T-9	Milton	1.5
	T-11	Chargois	1.0
Ast/TO Ratio	T-8	Emelogu	2.0
	T-10	Milton	1.6
Off. Rebs.	2	Foster	4.0
Def. Rebs.	T-14	Chargois	4.5
	T-14	Foster	4.5
Minutes	T-10	Milton	33.0
	18	Emelogu	31.5
	T-19	Foster	31.0

Double-Doubles

CONFERENCE GAMES - TEAM

Scoring Off.	7	67.5
Scoring Def.	2	45.0
Scoring Margin	2	22.5
FT Pct.	7	.633
FG Pct.	3	.451
FG Pct. Def.	2	.327
3Pt.FG Pct.	4	.359
3Pt.FG Pct. Def.	T-6	.258
Reb. Off.	5	39.0
Reb. Def.	3	33.0
Reb. Margin	5	6.0
Blocked Shots	T-3	5.5
Assists	3	17.5
Steals	T-1	12.0
TO Margin	1	6.0
Ast./TO Ratio	5	1.3
Off. Rebs.	4	13.5
Def. Rebs.	7	25.5
Def. Reb. Pct.	7	.671
Off. Reb. Pct.	2	.397
3PT FG Made	3	7.0
Turnovers	T-8	14.0
Turnovers Forced	1	20.0



Former President George W. Bush regularly attends games at Moody Coliseum. The George W. Bush Presidential Library and Museum and the George W. Bush Institute are on the SMU campus.



AAC PLAYERS OF THE YEAR - 3 STRAIGHT: The Mustangs have taken home three straight AAC Player of the Year honors. Nic Moore was awarded the league's top honor in 2014-15 and 2015-16. Semi Ojeleye took home the award in 2016-17. This is the longest active streak nationally for the league men's basketball player of the year.

AAC SIXTH MAN OF THE YEAR - 3 STRAIGHT: The Mustangs have taken home three straight AAC Sixth Man of the Year honors. Markus Kennedy was awarded the league's top reserve honor in 2014-15 and 2015-16. Ben Emelogu II shared the award in 2016-17.

AWARDS IN PRESEASON - BOB COUSY AWARD, LUTE OLSON AWARD, WOODEN AWARD & NAISMITH TROPHY WATCH LISTS/AAC PLAYER OF THE YEAR:

Junior guard Shake Milton is one of 20 candidates named to the 2018 Bob Cousy Point Guard of the Year Award watch list by the Naismith Memorial Basketball Hall of Fame, one of 40 on the Lute Olson National Player of the Year Watch List, one of 50 on the Citizen Naismith Trophy Watch List and a member of the Wooden Award Preseason Top 50. Milton was also named the 2017-18 preseason American Athletic Conference Player of the Year. He also competed at the 2016 and 2017 Nike Hoops Summit in Los Angeles.

AWARDS - AAC WEEKLY HONORS: Shake Milton has been named AAC Player of the week twice (Nov. 13, Dec. 4). Jimmy Whitt (Dec. 18), Ben Emelogu (Dec. 26) and Jarrey Foster (Jan. 2) have each been named to the Weekly Honor Roll, and Ethan Chargois was the Rookie of the Week twice (Nov. 13, Dec. 18).

1000 FOR MILTON: Shake Milton reached 1000 career points during the Mustangs' win vs UCF on Dec. 27.

SMU Career Scoring

1	1992	Jeryl Sasser (117), 1997-01
2	1932	Gene Phillips (74), 1968-71
3	1784	Jon Koncak (123), 1981-85
4	1761	Quinton Ross (119), 1999-03
5	1753	Jim Krebs (82), 1954-57
6	1715	Ira Terrell (80), 1972-76

32	1096	Jan Loudermilk (70), 1959-62
33	1093	Eric Castro (110), 2001-05
34	1077	Steve Strange (72), 1958-61
35	1046	John Colborne (110), 1985-90
36	1041	Gerald Lewis (112), 1989-93
37	1027	Bobby Mills (82), 1954-57
38	1026	Kevin Lewis (111), 1982-86
39	1021	Shake Milton, 2015-



Wins vs Top 15 Since Start of 2016-17 (Through Dec. 10)

Kansas	7
Duke	7
North Carolina	6
Arizona	6
Villanova	5
Butler	5
West Virginia	5
Florida State	5
SMU	4
Baylor	4
Kentucky	4
Virginia	4
Michigan	4
UCLA	4

SMU is one of 14 teams ranked in the AP top 20 each of the previous 4 seasons (2013-14 to 2016-17)

Arizona
Baylor
Duke
Gonzaga
Iowa State
Kentucky
Kansas
Louisville
Michigan State
North Carolina
SMU
Villanova
Virginia
Wisconsin

AP Top 25 (Jan. 1)

RK	TEAM	RECORD	PTS
1	Michigan State (43)	14-1	1,600
2	Duke (21)	13-1	1,556
3	Villanova (1)	13-1	1,444
4	Arizona State	12-1	1,336
5	Xavier	14-1	1,325
6	West Virginia	12-1	1,304
7	Oklahoma	11-1	1,160
8	Virginia	12-1	1,048
9	Wichita State	11-2	1,026
10	Kansas	11-2	963
11	Texas A&M	11-2	894
12	North Carolina	12-2	890
13	Purdue	13-2	883
14	Arizona	11-3	832
15	Miami	12-1	782
16	TCU	12-1	760
17	Kentucky	11-2	742
18	Texas Tech	12-1	483
19	Cincinnati	12-2	410
19	Gonzaga	12-3	410
21	Seton Hall	13-2	353
22	Arkansas	11-2	254
23	Tennessee	9-3	198
24	Florida State	11-2	119
25	Clemson	12-1	104

Others receiving votes: Baylor 83, Creighton 54, Notre Dame 37, Butler 23, UCLA 14, Texas 10, St. Bonaventure 7, SMU 5, Syracuse 4, Auburn 4, Rhode Island 2, Nevada 2, Alabama 1, Mississippi State 1, New Mexico State 1, NC State 1

USA Today Coaches Poll (Jan. 1)

RK	TEAM	RECORD	PTS
1	Michigan State (25)	14-1	745
2	Duke (4)	13-1	720
3	Villanova (1)	13-1	658
4	Xavier	14-1	643
5	West Virginia	13-1	613
6	Arizona State	12-1	559
7	Oklahoma	11-1	527
8	Virginia	12-1	514
9	Wichita State	11-2	466
10	Kansas	11-2	455
11	North Carolina	12-2	430
12	Purdue	13-2	427
13	Texas A&M	11-2	389
14	Kentucky	11-2	347
15	TCU	12-1	346
16	Arizona	11-3	315
17	Miami	12-1	313
18	Texas Tech	12-1	243
19	Gonzaga	12-3	208
20	Cincinnati	12-2	168
21	Seton Hall	13-2	166
22	Tennessee	9-3	93
23	Arkansas	11-2	86
24	Creighton	11-3	68
25	Clemson	12-1	60

Others receiving votes: Florida State 50, Baylor 44, Notre Dame 17, Louisville 13, Saint Mary's 11, Boise State 9, Butler 7, Auburn 7, Virginia Tech 6, Rhode Island 5, SMU 5, Alabama 3, Syracuse 3, Texas 3, Missouri 2, New Mexico State 2, Michigan 1, UCLA 1, Florida 1, Nevada 1



3 TIMES THE CHARM: Shake Milton, Jarrey Foster and Ben Emelogu II are among the program's best career 3-point shooters.

SMU Career 3FG Pct. - 36.0%+ (min. 50 made)

1	47.3	Eric Longino (62-131), 1987-89
2	45.1	Sterling Brown (128-284), 2013-17
3	43.4	Robert Nyakundi (267-615), 2008-12
4	42.4	Semi Ojeleye (73-172), 2016-
5	42.2	Todd Alexander (92-218), 1987-89
6	42.1	Nic Moore (225-534), 2013-16
7	41.7	Shake Milton (170-408), 2015-
8	41.1	Troy Dörner (51-124), 1991-94
9	40.0	Carlton McKinney (64-160), 1986-88
10	39.2	Rodney Clinkscales (87-222), 2009-12
11	38.9	Jon Killen (119-306), 2004-08
12	38.8	Jarrey Foster (62-160), 2015-
13	37.8	Chad Allen (161-426), 1990-94
14	37.6	Kato Armstrong (50-133), 1985-89
	37.6	Ben Emelogu II (79-210), 2014-
16	37.3	Jay Poerner (57-153), 1994-98
17	37.1	Keith Frazier (79-213), 2013-
18	36.3	Stephen Woods (273-752), 1996-00
19	36.2	London Giles (63-174), 2010-13
20	36.0	Bryan Hopkins (256-712), 2002-06

SMU Career 3FG Made

1	273	Stephen Woods, 1996-00
2	267	Robert Nyakundi, 2008-12
3	256	Bryan Hopkins, 2002-06
4	225	Nic Moore, 2013-16
5	220	Troy Matthews, 1993-97
6	170	Quinton Ross, 1999-03
	170	Shake Milton, 2015-
8	161	Chad Allen, 1990-94
9	133	Jeryl Sasser, 1997-01
10	131	Mike Walker, 2007-11

SMU Best Season 3FG Pct (40.0%+) (Since 1986-87)

Minimum 20 Made

---	60.7	Ben Emelogu II (Sr.), 2017-18
1	53.6	Sterling Brown (Jr.), 2015-16 (30-56)
2	53.2	Eric Longino (Sr.), 1988-89 (50-94)
3	49.7	Robert Nyakundi (Jr.), 2010-11 (97-195)
4	47.6	Troy Dörner (Sr.), 1993-94 (39-82)
5	47.5	Scott Johnson (Sr.), 1986-87 (44-99)
6	45.7	Lavardicus Atkins (Fr.), 2000-01 (21-46)
7	45.3	Todd Alexander (Jr.), 1987-88 (82-181)
	45.3	Ike Ofoegbu (Sr.), 2006-07 (29-64)
9	44.9	Sterling Brown (Sr.), 2016-17 (61-136)
10	44.4	Sterling Brown (So.), 2014-15 (20-45)
	44.4	Jarrey Foster (So.), 2016-17 (32-72)
---	43.9	Ethan Chargois (Fr.), 2017-18
12	43.6	Nic Moore (So.), 2013-14 (72-165)
13	42.6	Shake Milton (Fr.), 2015-16 (52-122)
14	42.4	Semi Ojeleye (Jr.), 2016-17 (73-172)
15	42.3	Shake Milton (So.), 2016-17 (82-194)

BALL MOVEMENT: SMU is averaging **18.2** assists (1st AAC, 16th NCAA) with a **1.5** assist-to-turnover ratio (1st, 23rd NCAA). Shake Milton leads SMU at 4.7 (1st AAC), followed by Jimmy Whitt at 4.13 (4th AAC), Jarrey Foster at 3.1 and Ben Emelogu at 1.9. In 2016-17, SMU averaged **16.2** assists (**1st AAC, 26th NCAA**) with a **1.5** assist-to-turnover ratio (**2nd AAC, 9th NCAA**) as six Mustangs averaged 1.5 or more assists. Shake Milton led SMU at 4.5 assists (4th AAC) followed by Sterling Brown at 3.0 (14th AAC), Ben Moore at 2.4, Jarrey Foster at 2.2, Ben Emelogu at 1.8 and Semi Ojeleye at 1.5.

Season	Assists	Conf.-NCAA	Assist-to-Turnover	Conf.-NCAA
2013-14	15.2	3rd - 34th	1.1 (15.2 / 13.3)	5th - 99th
2014-15	15.4	1st - 24th	1.2 (15.4 / 12.5)	2nd - 54th
2015-16	17.6	1st - 6th	1.4 (17.6 / 12.4)	2nd - 27th
2016-17	16.2	1st - 26th	1.5 (16.2 / 10.8)	2nd - 9th
2017-18	18.2	1st - 16th	1.5 (18.2 / 12.4)	1st - 23rd

BEST WIN STREAKS/START(S) IN PROGRAM HISTORY: SMU had winning streaks of **16 games** and **10 games** in **2016-17** in a stretch where the Mustangs won **26 of 27**. In 2015-16, SMU started **18-0**, which was the best start in program history, surpassing the 10-0 start by the 1997-98 team (Tim Jankovich directed the first nine games of the 18-game streak). The **18-game** winning streak was the second-longest streak in program history (20 during 1955-56). The **7-0** start to the 2015-16 AAC schedule was the best league start since going 12-0 en route to the 1955-56 SWC title.

SMU - Most Wins In A Season (* Conference Champions)				
Wins	Season	Record	Coach	Postseason
30	2016-17*	30-5	Jankovich	NCAA 1st Rnd
28	1987-88*	28-7	Bliss	NCAA 2nd Rd
27 ^	2013-14	27-10	Brown	NIT Final
27	2014-15*	27-7	Brown	NCAA 2nd Rnd
26	1955-56*	26-4	Hayes	NCAA Final 4
25	1983-84	25-8	Bliss	NCAA 2nd Rd
25	2015-16	25-5	Jankovich/Brown	
23	1984-85	23-10	Bliss	NCAA 2nd Rd
22	1956-57*	22-4	Hayes	NCAA Reg SF
21	1999-00	21-9	Dement	NIT 1st Rnd

SMU - Most Conference Wins In A Season (* Champions)				
Wins	Season	League	Overall	Coach
17	2016-17	* 17-1	30-5	Tim Jankovich
15	2014-15	* 15-3	27-7	Larry Brown
13	2015-16	13-5	25-5	Larry Brown

SMU - Longest Winning Streaks			
Wins	Coach	Start Date	End Date
20	Doc Hayes	12-22-1955	3-22-1956
18	Brown/Jankovich	11-14-2015	1-24-2016
16	Tim Jankovich	1-15-2017	3-17-2017
10	Mike Dement	11-22-1997	1-3-1998
10	Doc Hayes	2-2-1966	3-11-1966
10	Tim Jankovich	12-2-2016	1-12-2017
9	Dave Bliss	11-23-1984	12-25-1984
9	Doc Hayes	12-6-1947	1-10-1948

SMU - Polls Ranked AP Same Season (* Conf. Champs)				
Weeks	Season	Record	Conf.	Coach
17	2015-16	24-4	12-4	Jankovich/Brown
16	1984-85	23-10	10-6	Bliss
14 (all)	1956-57	22-4	* 11-1	Hayes
9	2014-15	27-7	* 15-3	Brown
8	1955-56	26-4	* 12-0	Hayes
6	2016-17	30-5	* 17-1	Jankovich

SMU - Most Consecutive Polls Ranked By AP				
Polls	Season(s)			Coach
22	1955-56 (last 8), 1956-57 (all 14)			Hayes
17	2015-16 (last 17)			Jankovich/Brown
16	1984-85 (first 16)			Bliss
7	2014-15 (last 7)			Brown
6	2016-17 (last 6)			Jankovich

SMU - Most Wins At SMU Against AP Top 25				
Wins	Seasons	vs Top 25	Record	Coach
13	1947-67	13-13	299-192	Doc Hayes
5	1980-88	5-22	142-101	Dave Bliss
4 ^	2012-16	4-5	85-39	Larry Brown
4	1975-80	4-20	61-77	Sonny Allen
4	2015-	4-1		Tim Jankovich

SMU - Best Home Starts				
Start	Season	Home	Overall	Coach
18-0	2016-17	18-0	30-5	Tim Jankovich
15-0	1984-85	15-1	23-10	Dave Bliss
15-0 ^	2013-14	18-1	27-10	Larry Brown
13-0	1999-00	13-2	21-9	Mike Dement
12-0	1956-57	13-1	22-4	Doc Hayes
12-0	2015-16	16-1	25-5	Jankovich/Brown
11-0	2017-18			Tim Jankovich

Undefeated Home Seasons: 1916-17 (8-0), 1937-38 (5-0), 1954-55 (9-0), 1955-56 (10-0), **2016-17 (18-0)**

SMU - Longest Home Winning Streaks			
Wins	Coach	Start Date	End Date
34	Doc Hayes	2/6/54	3/15/57
33 +	Brown/Jankovich	2/13/16	
19	Dave Bliss	2/15/84	2/27/85
15 ^	Larry Brown	11/11/13	3/5/14
15	Brown/Jankovich	2/14/15	2/10/16
13	Bliss/John Shumate	1/23/88	1/21/89
13	Mike Dement	11/20/99	2/28/00

SMU - Home Conference Winning Streaks			
Wins	Coach	Start Date	End Date
27	Doc Hayes	TAMU 1953-54	3/1/1958
15	Bob Prewitt	2/9/1971	2/10/1973
14 +	Brown/Jankovich	2/21/2016	
13	Jimmie W. St. Clair	BU '36-37	2/6/1939
10	Jimmie W. St. Clair	BU '24-25	Ark. '26-27
9	Doc Hayes	2/5/1966	2/14/1967
9	Dave Bliss	2/15/1984	2/27/1985
8	Jimmie W. St. Clair	2/7/1930	Ark. '30-31
8	Bliss/Shumate	1/23/1988	1/21/1989
8 ^	Larry Brown	1/4/2014	3/5/2014
8	Larry Brown	2/14/2015	2/10/2016

^ Wins from 2013-14 later vacated

WINNING STREAKS - LONGEST IN SMU HISTORY:

Wins	Start Date	End Date
20	at Wichita State; W, 85-67 (Dec. 22, 1955)	vs #1 San Francisco (Final Four), L 86-68 (March 2, 1956)
18	Sam Houston St; W, 85-50 (Nov. 14, 2015)	at Temple; L, 89-80 (Jan. 24, 2016)
16	at Tulane, W, 80-64 (Jan. 15, 2017)	vs. [-/rv] USC; L, 66-65 (March 17, 2017)
10	at Arkansas; W, 75-74 (Feb. 2, 1966)	#2 Kansas (NCAA Regional); L, 96-90 (March 11, 1966)
10	Texas Tech; W, 89-82 (Nov. 22, 1997)	at UTEP; L, 66-64 (Jan. 3, 1998)
10	CSU Bakersfield; W, 49-43 (Dec. 2, 2016)	at [22/22] Cincinnati; L, 66-64 (Jan. 12, 2017)
9	Texas Southern; W, 91-72 (Nov. 23, 1984)	at Chaminade; L, 71-70 (Dec. 25, 1984)
9	Eastern Kentucky; W, 66-45 (Dec. 6, 1947)	Baylor; L, 43-42 (Jan. 10, 1948)

CANADA - 2017 SUMMER TOUR: The team had an eight-day trip to Canada from August 7-14. The journey to Montreal and Toronto included three games (3-0) as well as visits to historic sites in both cities and an excursion to Niagara Falls. The trip started in Montreal, where the Mustangs played McGill University (W, 86-83 OT). The team also visited Mount Royal Park and St. Joseph's Oratory, Old Montreal historic district and took a boat ride in the rapids on the Saint Lawrence River. Then in Toronto, the Mustangs played a pair of exhibition games versus Ryerson University (W, 98-86) and M.A.D.E., the Nike Crown League Champion (W, 79-62). The team also went to the the CN Tower and to the Rogers Centre for batting practice and the game between the Toronto Blue Jays and New York Yankees. The day between games in Toronto, the group took a trip to Niagara Falls.

CRASHING THE GLASS:

Season	Reb. Margin	Conf.-NCAA	Outrebound Opp.
2013-14	+4.8	1st - 36th	25 of 37 (+10 in 11 games)
2014-15	+6.7	1st - 17th	28 of 34 (+10 in 10 games)
2015-16	+10.2	1st - 4th	24 of 30 (+10 in 16 games)
2016-17	+8.7	1st - 5th	27 of 35 (+10 in 16 games)
2017-18	+4.8	5th - 79th	11 of 15 (+10 in 3 games)

SMU Season Rebound Margin (The previous 4 seasons are all in the top 7 in program history.)

1.	<u>10.2 (39.4-29.3)</u>	<u>2015-16</u>
2.	<u>8.7 (38.1-29.5)</u>	<u>2016-17</u>
3.	8.4 (37.2-28.8)	1988-89
4.	<u>6.7 (36.6-29.9)</u>	<u>2014-15</u>
5.	5.7 (48.5-42.8)	1959-60
6.	5.0 (46.5-41.5)	1958-59
7.	<u>4.8 (36.0-31.3)</u>	<u>2013-14</u>
---	4.8	2017-18
8.	4.6 (38.1-33.5)	1984-85
9.	4.3 (43.3-39.0)	1999-00

DEFENSE - FG%:

Season	FG% Def.	Conference-NCAA	Opponents Under 40%
2012-13	.395	1st - 39th	16 of 32
2013-14	.385	1st - 7th	24 of 37
2014-15	.381	1st - 5th	20 of 34
2015-16	.400	3rd - 28th	13 of 30
2016-17	.386	2nd - 7th	19 of 35
2017-18	.398	5th - 45th	7 of 15

DEFENSE - SCORING:

Season	Scoring Def.	Conference-NCAA	Opp. Under 70	Opp. Under 60
2013-14	62.2	3rd - 24th	30 of 37	17 of 37
2014-15	59.8	2nd - 20th	28 of 34	20 of 34
2015-16	63.4	2nd - 13th	22 of 30	11 of 30
2016-17	60.0	1st - 3rd	29 of 35	16 of 35
2017-18	58.9	1st - 4th	14 of 15	5 of 15

SMU Season Scoring Defense: The past 5 seasons have all ranked in the top 11 in program history.

---	58.9	2017-18
1.	<u>59.8 (34 games)</u>	<u>2014-15</u>
2.	<u>60.0 (35 games)</u>	<u>2016-17</u>
3.	60.1 (32 games)	2011-12
4.	61.3 (35 games)	2010-11
5.	61.4 (29 games)	1985-86
6.	62.2 (25 games)	1957-58
7.	<u>62.2 (37 games)</u>	<u>2013-14</u>
8.	62.6 (31 games)	2006-07
9.	<u>62.7 (32 games)</u>	<u>2012-13</u>
10.	63.2 (24 games)	1958-59
11.	<u>63.4 (30 games)</u>	<u>2015-16</u>

DEFENSE - SCORING MARGIN:

Season	Margin	Conference-NCAA	Games +10	Games +20
2013-14	8.8	3rd - 38th	17 of 37	7 of 37
2014-15	9.4	1st - 23rd	16 of 34	5 of 34
2015-16	13.9	1st - 4th	17 of 30	9 of 30
2016-17	14.3	1st - 7th	22 of 35	12 of 35
2017-18	16.6	2nd - 16th	10 of 15	6 of 15

SMU - Conference Winning Streaks

Wins	Coach	Start Date	End Date
20	Doc Hayes	at TAMU 2/15/55	at UT 1/18/57
15+	Jankovich	at Tulane 1/15/17	
12	Doc Hayes	at Ark. 2/2/66	at UT 1/10/67
11	Dave Bliss	Baylor 2/15/84	at TTU 1/26/85

SMU - Most Home Wins In A Season

Wins	Season	Home	Record	Coach
18 ^	2013-14	18-1	27-10	Larry Brown
18	2016-17	18-0	30-5	Tim Jankovich
16	2014-15	16-2	27-7	Larry Brown
16	2015-16	16-1	25-5	Brown/Jankovich
15	1984-85	15-1	23-10	Dave Bliss
15	2010-11	15-7	20-15	Matt Doherty

SMU - Season Home Attendance Average (6500+)

Average	Season	
6944	2014-15	AAC Champs
6907	2015-16	
6900	2016-17	AAC Champs
6665	1961-62	SWC Champs
6647	1959-60	

SMU - Season Home Attendance Total (100,000+)

Total	Season
124,986	2014-15
124,190	2016-17
117,420	2015-16
107,412	2013-14
101,296	1984-85

SMU - Single-Game Attendance In New Moody Coliseum

7,518	[11/11] Cincinnati, 2-9-2017 (W, 60-51)
7,395	Connecticut, 2-14-2015 (W, 73-55)
7,314	Tulsa, 3-8-2015 (W, 67-62)
7,305	[11/9] Louisville, 3-5-2014 (L, 84-71)
7,303	Connecticut, 3-3-2016 (W, 80-54)
7,278	[7/7] Cincinnati, 2-8-2014 (W^, 76-55)
7,249	Gonzaga, 2-13-2016 (W, 69-60)
7,245	Michigan, 12-8-2015 (W, 82-58)
7,242	Memphis, 3-4-2017 (W, 103-62)
7,205	Memphis, 1-30-2016 (W, 80-68)

SMU - Best Starts with 0 losses

Start	Season	Record	Coach
18-0	2015-16	25-5	Jankovich/Brown
10-0	1997-98	18-10	Mike Dement
9-0	1984-85	23-10	Dave Bliss

SMU - Most Road Wins In A Season

Wins	Season	Road	Overall	Coach
10	1955-56	10-2	26-4	Doc Hayes
9	2014-15	9-4	27-7	Larry Brown
8	1961-62	8-5	18-17	Doc Hayes
8	1983-84	8-4	25-8	Dave Bliss
8	2016-17	8-3	30-5	Tim Jankovich
7	1966-67 (7-3), '87-88 (7-4), '92-93 (7-4), '99-00 (7-6)			
7	2015-16	7-4	25-5	Brown/Jankovich

SMU - Most Consecutive Road Wins

8	1955-56	Doc Hayes
7	2014-15	Larry Brown
6	1966-67	Doc Hayes
6	'14-15 (last 1), '15-16 (first 5)	Brown/Jankovich
6	2016-17 (last 6)	Tim Jankovich

SMU - Most Conference Road Wins In A Season

Wins	Season	League	Overall	Coach
8-1	2016-17			Tim Jankovich
7-2	2014-15	15-3	27-7	Larry Brown
6-0	1955-56	12-0	26-4	Doc Hayes
6-1	1966-67	12-2	20-6	Doc Hayes
6-2	1983-84	12-4	25-8	Dave Bliss

SMU - Most Consecutive Conference Road Wins

10	1954-55 (last 2), '55-56 (6), '56-57 (1st 2)	Doc Hayes
7	1983-84 (last 4) to 1984-85 (first 3)	Dave Bliss
7	2014-15 (1/11 at UCF to 2/26 at Memphis)	Brown

6 +	2016-17	Tim Jankovich

^ Wins from 2013-14 later vacated

SMU Season Scoring Margin: The past 4 seasons are in the top 7 in program history.

---	16.6	2017-18
1.	14.3 (74.3-60.0)	2016-17
2.	13.9 (77.3-63.4)	2015-16
3.	13.4 (77.6-64.2)	1956-57
4.	11.0 (78.8-67.7)	1955-56
5.	10.4 (82.3-71.8)	1987-88
6.	9.4 (69.1-59.8)	2014-15
7.	8.8 (71.0-62.2)	2013-14
8.	8.4 (77.1-68.7)	1953-54
9.	8.1 (75.9-67.8)	1983-84
10.	8.0 (75.5-67.5)	1984-85

FG%: SMU has led The American in field goal percentage for four straight seasons.

Season	FG%	Conf.-NCAA	Higher % Than Opp.
2013-14	.483	1st - 18th	28 of 37
2014-15	.475	1st - 26th	29 of 34
2015-16	.497	1st - 4th	25 of 30
2016-17	.472	1st - 41st	29 of 35
2017-18	.475	4th - 76th	11 of 15

INTERNATIONAL EXPERIENCE FOR THE MUSTANGS (Current Roster): In the past few seasons, several Mustangs have played in international events or gone on international tours. Additionally, 2-time AAC Player of the Year and All-American Nic Moore helped Team USA win the gold medal at the 2015 World University Games in South Korea.

2017: Team International Tour to Canada (games in Montreal & Toronto)

2016: Global Sports Academy Goodwill Tour U.S. Team (Croatia): Jarrey Foster, Shake Milton

2015: Global Sports Academy Goodwill Tour U.S. Team (Belgium, England, Germany, Netherlands): Ben Emelugo II

MOODY/HOME COURT ADVANTAGE: SMU has lost just **four games (83 contests)** at home since the start of the 2013-14 season. SMU has played **77** of those games in the renovated Moody Coliseum. In those **83** home games, SMU is averaging **76.9** points per game with a scoring margin of **+18.3**. SMU is shooting **50.4%** at home while holding opponents to **37.3%**.

Season	Home Losses (Games)	Pts.	FG%	Opp. Pts.	Opp. FG%
2013-14	1 (19 games)	75.7	.515	59.4	.366
2014-15	2 (18 games)	72.7	.495	58.7	.380
2015-16	1 (17 games)	79.6	.508	61.5	.390
2016-17	0 (18 games)	78.8	.499	57.3	.362
2017-18	0 (11 games)	78.6	.501	55.1	.368

LONGEST SMU HOME WINNING STREAKS		
STREAK	BEGAN	ENDED
34	Feb. 6, 1954	March 15, 1957
33	Feb. 13, 2016	
19	Feb. 15, 1984	Feb. 27, 1985

HOME WINNING STREAKS:

Wins	Start Date	End Date
34	Texas A&M; W, 92-48 (Feb. 6, 1954)	Kansas; L, 73-65 (Sweet 16) (March 15, 1957)
33+	[rv/rv] Gonzaga; W, 69-60 (Feb. 13, 2016)	
19	Baylor; W, 74-57 (Feb. 15, 1984)	Texas Tech; L, 59-54 (Feb. 27, 1985)
15 ^	Loyola Marymount; W, 73-58 (Nov. 11, 2013)	#11/9 Louisville; L, 84-71 (March 5, 2014)
15	Connecticut; 73-55 (Feb. 14, 2015)	Tulsa; L, 82-77 (Feb. 10, 2016)

^Wins later vacated



Largest Comebacks With Tim Jankovich At SMU

Deficit	Time	Opponent	Final
15 (42-27)	0:01 1st	Tulane (2/15/17) (T-7th SMU)	80-75
13 (41-28)	19:02 2nd	vs. Clemson (4/1/14) *	65-59
13 (41-28)	18:07 2nd	at Temple (1/14/15)	60-55
13 (24-11)	8:08 1st	at Houston (2/18/17)	76-66
12 (22-10)	12:07 1st	at TCU (12/2/15)	75-70
10 (15-5)	12:05 1st	vs. Texas A&M (11/30/13)	55-52
10 (38-28)	3:35 1st	LSU (03/24/14)	80-67
10 (39-29)	14:50 2nd	[rv/-] Temple (2/19/15)	68-57
10 (19-9)	13:07 1st	vs. East Carolina (3/13/15)	74-68
10 (17-7)	11:17 1st	vs. Temple (3/14/15)	69-56
10 (46-36)	17:37 2nd	[rv/-] Yale (11/22/15)	71-69
10 (40-30)	2:49 1st	UMBC (11/10/17)	78-67
10 (15-5)	14:33 1st	vs [2/4] Arizona	66-60

* Wins from 2013-14 later vacated

Biggest SMU Comebacks

Date	Opponent	Deficit	Final
1. 12-7-1996	at Kent	20	74-68
2. 1-2-2003	San Diego	18	88-82 (ot)
3. 11-19-11	Florida Gulf Coast	17 (49-32)	65-64
4. 2-16-2005	Louisiana Tech	16 (33-17)	73-70
1-9-1991	Texas-San Antonio	16	88-86 (ot)
12-5-1987	Alabama State	16	90-66
7. 12-5-1979	Kansas	15	89-88
2-15-2017	Tulane ~	15 (42-27)	80-75
9. 2-4-2006	Southern Miss *	14 (20-6)	58-53
3-3-2005	Tulsa	14 (30-16)	81-74 (ot)
2-3-2001	Tulsa	14	64-59
12-30-1990	Texas-Arlington	14	86-73
1-18-1977	Baylor	14	75-71
2-25-1975	Baylor	14	78-77
12-12-1970	Nebraska	14	80-75
1-12-2011	Memphis *	14 (28-14)	64-58
12-4-2011	at Ark-Little Rock	14 (24-10)	69-63 (ot)
18. 2-16-2002	at Rice	13	63-61
1-22-1980	at Rice	13	85-83
1-8-1976	at Arkansas	13	82-81
2-3-1974	Texas Tech	13	73-71
1-24-2007	Tulane *	13 (40-27)	55-53
1-26-2008	UCF *	13 (41-28)	69-67 (ot)
2-9-2008	Rice *	13 (40-27)	68-53
3-1-2008	UTEP *	13 (63-50)	99-96 (2ot)
12-18-2010	at McMurry	13 (15-2)	70-67
1-26-2011	at Tulsa *	13 (36-23)	59-58
2-2-2011	East Carolina *	13 (32-19)	46-41
4-1-2014	vs. Clemson # ^	13 (41-28)	65-59
1-14-2015	at Temple ~	13 (41-28)	60-55
2-18-2017	at Houston ~	13 (24-11)	76-66

* C-USA # NIT Semifinal AAC ^ Win later vacated

NCAA DI - Win% (2014-15 Through Jan. 1)

Rank	Team	W	L	Pct
1	Villanova	113	13	.897
2	Gonzaga	112	16	.875
3	Kentucky	108	18	.857
4	Arizona	102	21	.829
5	Kansas	102	21	.829
6	SMU	94	20	.825
7	Wichita State	98	21	.824
8	Duke	101	25	.802
9	Saint Mary's (CA)	92	23	.800
10	Virginia	94	24	.797
11	Oregon	101	27	.789
12	North Carolina	104	28	.788
13	Maryland	91	28	.765
14	Valparaiso	91	28	.765
15	West Virginia	93	29	.762
16	Notre Dame	93	31	.750

NCAA DI - Wins (2014-15 Through Jan. 1)

Rank	Team	W	L	Pct
1	Villanova	113	13	.897
2	Gonzaga	112	16	.875
3	Kentucky	108	18	.857
4	North Carolina	104	28	.788
5	Arizona	102	21	.829
6	Kansas	102	21	.829
7	Duke	101	25	.802
8	Oregon	101	27	.789
9	Wichita State	98	21	.824
10	SMU	94	20	.825
11	Virginia	94	24	.797
12	West Virginia	93	29	.762
13	Notre Dame	93	31	.750
14	Wisconsin	93	34	.732
15	Saint Mary's (CA)	92	23	.800
16	Maryland	91	28	.765
17	Valparaiso	91	28	.765
18	Michigan State	90	34	.726

LONGEST SMU CONFERENCE WINNING STREAKS		
STREAK	BEGAN	ENDED
20	Feb. 15, 1955	Jan. 18, 1957
15	Jan. 15, 2017	
12	Feb. 22, 1966	Jan. 10, 1967
11	Feb. 15, 1984	Jan. 26, 1985

SMU LONGEST CONFERENCE WINNING STREAKS

	Start Date	End Date
20	Feb. 15, 1955 at Texas A&M (W, 81-56)	Jan. 18, 1957 at Texas (L, 77-68)
15+	Jan. 15, 2017 at Tulane (W, 80-64)	
12	Feb. 2, 1966 at Arkansas (W, 75-74)	Jan. 10, 1967 at Texas (L, 82-73)
11	Feb. 15, 1984 vs. Baylor (W, 74-57)	Jan. 26, 1985 at Texas Tech (L, 64-63)

SMU LONGEST HOME CONFERENCE WINNING STREAKS		
27	Feb. 6, 1954	March 1, 1958
15	Feb. 9, 1971	Feb. 19, 1973
14	Feb. 21, 2016	
13	1936-37	Feb. 6, 1939
10	1924-25	1926-27

SMU LONGEST HOME CONFERENCE WINNING STREAKS

	Start Date	End Date
27	Texas A&M (W, 92-48; 1953-54)	Texas A&M (L, 43-42; March 1, 1958)
15	Texas Tech (W, 93-91; Feb. 9, 1971)	Texas Tech (L, 64-59; Feb. 10, 1973)
14+	East Carolina (W, 74-63; Feb. 21, 2016)	
13	Baylor (W, 26-15; 1936-37)	Texas (L, 33-27; Feb. 6, 1939)
10	Baylor (W, 28-16; 1924-25)	Arkansas (L, 32-30; 1926-27)
9	Rice (W, 112-89; Feb. 5, 1966)	Texas Tech (L, 82-74; Feb. 14, 1967)
9	Baylor (W, 74-57; Feb. 15, 1984)	Texas Tech (L, 59-54; Feb. 27, 1985)
8	Texas (W, 25-22; Feb. 7, 1930)	Arkansas (L, 32-27; 1930-31)
8	Texas Tech (W, 80-75; Jan. 23, 1988)	Houston (L, 84-83 OT; Jan. 21, 1989)
8^	#17/15 Connecticut (W, 74-65; Jan. 4, 2014)	#11/9 Louisville (L, 84-71; March 5, 2014)
8	Connecticut (W, 73-55; Feb. 14, 2015)	Tulsa (L, 82-77; Feb. 10, 2016)

^ Wins later vacated

NCAA DIVISION I ACTIVE HOME WINNING STREAKS	
34	Cincinnati
33	SMU
27	Florida State
24	Texas Southern
16	Vermont
16	Purdue

NCAA DIVISION I ACTIVE HOME WINNING STREAKS (Through Jan. 1)

1	Cincinnati	34
2	SMU	33
3	Florida St.	27
4	Texas Southern	24
5	Vermont	16
	Purdue	16

2017-18 SEASON HONORS

Preseason National Rankings

Polls

- USA Today Coaches Poll	RV (#41)
- AP Top 25	RV (#43)

Media

- Kenpom	#24
- CBS Sports	#47

Preseason National Honors

Bob Cousy Award	Shake Milton (1 of 20 on Watch List)
The Big Lead	No. 27 Shake Milton
CBS Sports	No. 29 Shake Milton
Fan Rag Sports (20 Under-the-Radar Transfers)	Akoy Agau
Lute Olson Award	Shake Milton (1 of 40 on Watch List)
Naismith Trophy	Shake Milton (1 of 50 on Watch List)
NBA Sports	No. 46 Shake Milton
Sporting News	Shake Milton (1 of 3 for Player OTY)
Sports Illustrated (Top 100 Transfers)	No. 12 Jahmal McMurray
	No. 36 Jimmy Whitt
	No. 62 Akoy Agau
Yahoo Sports	Shake Milton (1 of 3 for Player OTY)

Preseason All-Conference Honors

AAC Shake Milton (Player of the Year/1st Team)

2017-18 AAC Preseason Poll (First-Place Votes)

Team (First-Place Votes) Pts.

1.	Cincinnati (7)	116
2.	Wichita State (5)	115
3.	UCF	93
4.	SMU	91
5.	UConn	79
6.	Houston	72
7.	Temple	68
8.	Tulsa	52
9.	Memphis	36
10.	Tulane	30
11.	ECU	24
12.	USF	16

2017-18 AAC Player of the Week

Shake Milton (Nov. 13, Dec. 4)

2017-18 AAC Weekly Honor Roll

Jimmy Whitt (Dec. 18)

Ben Emelogu (Dec. 26)

Jarrey Foster (Jan. 2)

2017-18 AAC Rookie of the Week

Ethan Chargois (Nov. 13, Dec. 18)



18-0 AT HOME: SMU was 18-0 at Moody Coliseum in 2016-17. It was the fifth undefeated home slate in program history, but the first since 1955-56.

18-0	2016-17
10-0	1955-56
9-0	1954-55
5-0	1937-38
8-0	1916-17



BEST HOME STARTS BY A HEAD COACH: SMU is 36-0 at Moody Coliseum under Tim Jankovich, the second-best home start by a head coach in NCAA history.

49 - Jerry Tarkanian - Long Beach St. 1969-72
36 - Tim Jankovich - SMU 2015-
 28 - Lewis Andreas - Syracuse 1924-26
 28 - Everett Case - North Carolina St. 1947-49

NON-CONFERENCE REGULAR SEASON UNDER JANKOVICH: SMU is **29-6** in regular-season non-conference games under Jankovich. SMU was 10-3 in non-conference action in 2016-17 after going 12-0 in non-conference play in 2015-16, including winning the Las Vegas Classic. The Mustangs have lost just **eight** non-conference regular season contests since the start of the 2013-14 season, only one of those losses was at home (then No. 25 Arkansas 78-72 on 11/24/14).

NON-CONFERENCE REGULAR SEASON HOME WINNING STREAKS:

Wins	Streak Started	Streak Ended
39	Colorado State; W, 63-62 (Dec. 17, 1952)	Oklahoma; L, 96-83 (Dec. 4, 1962)
32+	Texas Southern; W, 72-59 (Nov. 26, 2014) (includes Gonzaga, Michigan, TCU, USC)	
30	Central Michigan; W, 89-78 (Dec. 17, 1982)	[4] North Carolina; L, 88-86 (OT) (Dec. 30, 1986)
16	Texas-Pan American; W, 86-75 (Jan. 2, 1999)	Texas Tech; L, 78-75 (Nov. 20, 2001)
16	McMurry; W, 84-42 (Dec. 16, 1995)	Alcorn State; L, 75-74 (Dec. 5, 1998)

NCAA DIVISION I ACTIVE NON-CONFERENCE HOME WINNING STREAKS (Through Dec. 24)

Team	Games Next Game
Duke	139
Arizona	47
Butler	43
Xavier	39
Texas Tech	38
Villanova	35
SMU	32



NBA - DRAFT: SMU's Semi Ojeleye and Sterling Brown were selected in the 2017 NBA Draft. Ojeleye was selected 37th overall by the Boston Celtics and Brown was picked 46th overall by the Philadelphia 76ers (traded to Milwaukee). This is the fourth time the Mustangs have had multiple picks in the NBA Draft, but the first time with multiple selections in the first two rounds. Ben Moore signed as a free agent with Indiana.



2016-17 SEASON HONORS

All-American - Semi Ojeleye (AP Honorable Mention)
 NABC All-Star Game - Sterling Brown, Ben Moore
 USBWA All-District VII - Tim Jankovich (Coach), Semi Ojeleye
 NABC All-District 25 - Tim Jankovich (Coach)
 Semi Ojeleye (1st Team), Shake Milton (2nd Team)
 AAC All-Tournament
 Semi Ojeleye (MOP), Sterling Brown, Ben Moore
 All-American Athletic Conference
 Coach of the Year - Tim Jankovich
 Player of the Year - Semi Ojeleye
 Scholar-Athlete of the Year - Semi Ojeleye
 All-Conference First Team - Semi Ojeleye
 All-AAC 2nd Tm- Sterling Brown, Shake Milton, Ben Moore
 AAC Co-Sixth Man Of The Year - Ben Emelogu II
 American Athletic Conference Weekly Awards
 Semi Ojeleye (2x POTW, 6x Honor Roll)
 Sterling Brown (2x POTW, 1x Honor Roll)
 Ben Moore (2x Honor Roll)
 Shake Milton (3x Honor Roll)
 2K Classic All-Tournament - Semi Ojeleye
 CoSIDA Academic All-America - Semi Ojeleye (2nd Team)
 CoSIDA Academic All-District 7 - Semi Ojeleye
 AAC Scholar-Athlete Sport Excellence Award - Semi Ojeleye
 NABC Honors Court - Semi Ojeleye, Jonathan Wilfong

2015-16 HONORS

All-American - Nic Moore (AP Honorable Mention)
 All-American Athletic Conference
 AAC Player of the Year: Nic Moore (SMU)
 AAC Sixth Man OTY: Markus Kennedy (SMU)
 Nic Moore, G (First Team - Unanimous)
 Shake Milton, G (All-Rookie Team)
 USBWA All-District VII
 Nic Moore (First Team)
 NABC All-District 25
 Nic Moore (First Team)
 Ben Moore (Second Team)
 American Athletic Conference Weekly Awards
 Nic Moore (5x Honor Roll)
 Ben Moore (3x Honor Roll)
 Shake Milton (1x Honor Roll, 2x Rookie OTW)
 Jordan Tolbert (2x Player OTW, 1x Honor Roll)
 2015-16 Las Vegas Classic All-Tournament
 Nic Moore (MOP), Ben Moore, Jordan Tolbert

2014-15 HONORS

All-American - Nic Moore (AP Honorable Mention)
 All-American Athletic Conference
 AAC Player of the Year: Nic Moore (SMU)
 AAC Sixth Man OTY: Markus Kennedy (SMU)
 AAC Most Improved: Yanick Moreira (SMU)
 Nic Moore, G (First Team - Unanimous)
 Markus Kennedy, F (Second Team)
 Yanick Moreira, C (Second Team)
 NABC All-District 25
 Nic Moore (First Team)
 Markus Kennedy & Yanick Moreira (Second Team)
 AAC All-Championship Team
 Markus Kennedy, F (MOP),
 Nic Moore, G; Yanick Moreira, C
 American Athletic Conference Weekly Awards
 Nic Moore (1x POTW, 7x Honor Roll)
 Markus Kennedy (1x POTW, 3x Honor Roll)
 Yanick Moreira (1x POTW)
 Keith Frazier (1x Honor Roll)
 Ben Moore (1x Honor Roll)

2013-14 HONORS

All-American Athletic Conference
 Nic Moore (1st Team), Markus Kennedy (2nd Team)
 NABC All-District 25
 Nic Moore (1st Team), Markus Kennedy (2nd Team)
 USBWA - District VII (TX, AR, LA)
 Larry Brown (Coach Of the Year)
 Nic Moore (2nd Team)
 NIT All-Tournament Team
 Nic Moore, Markus Kennedy
 American Athletic Conference Weekly Awards
 Nic Moore (8x Honor Roll)
 Markus Kennedy (4x Honor Roll)
 Yanick Moreira (1x Honor Roll)
 Ben Moore (3x Rookie OTW)

PAINT IS KEY:

Season Outscored Opponents In The Paint (SMU to Opp.)

2012-13	23 of 32 (28.6 to 19.6)
2013-14	31 of 37 (33.4 to 21.8)
2014-15	31 of 34 (31.5 to 19.2)
2015-16	24 of 30 (37.2 to 23.7)
2016-17	26 of 35 (28.5 to 20.6)
2017-18	11 of 15 (29.6 to 19.9) (tie vs 2/4 Arizona)

TOP 25: SMU is receiving votes in the AP Top 25 and the USA Today Coaches Poll. The Mustangs were receiving votes in both preseason polls. SMU finished 2016-17 No. 11 in the AP Poll and No. 23 in the USA Today Coaches Poll. SMU was in the AP top 25 for the final six weeks (after 4 weeks of receiving votes) and the final six coaches polls (after five straight weeks receiving votes). The Mustangs also received votes in the first two weeks of the season. In 2015-16, SMU finished **24th** in the AP Poll, its 17th straight poll in the top 25. That is the third-longest streak at SMU and the second-highest total in a season for the Mustangs. It was the third straight season SMU has been ranked in the top 25. In 2014-15, SMU was in the top 25 for nine weeks including the final seven regular season polls. SMU finished No. 18 in the AP and receiving votes in the USA Today Coaches poll. The Mustangs spent four weeks in the Top 25 in 2013-14. That was the first time SMU had been ranked since the 1984-85 season, when the Mustangs were as high as No. 2. - **SMU is one of 14 teams that has been ranked in the AP top 20 each of the past 4 seasons (2013-17).**

TROPHY CASE: Since the start of the 2013-14 season, the Mustangs have added six items to the trophy case after adding the 2016-17 American Athletic Conference regular season and tournament titles. SMU has also won the 2015-16 Las Vegas Classic (12/16-12/23). In 2014-15, SMU won American Athletic Conference regular season and tournament titles. In 2013-14, SMU was the runner-up in the NIT.

INDIVIDUAL AWARDS:

- Bob Cousy Point Guard of the Year
Shake Milton (1 of 20 on Watch List - Oct. 16)
- Lute Olson National Player of the Year
Shake Milton (1 of 40 on Watch List - Nov. 6)
- Citizen Naismith Trophy National Player of the Year
Shake Milton (1 of 50 on Watch List - Nov. 9)
- Wooden Award National Player of the Year
Shake Milton (1 of 50 on Watch List - Nov. 14)
- Preseason All-American Athletic Conference
Shake Milton (Player of the Year & First Team - Oct. 16)
- American Athletic Conference Player of the Week
Shake Milton (Nov. 13 - 26.0 pts, 3.5 rebs, 1.5 asts, 45.2 FG%, 8-19 3FG, 16-17 FT)
Shake Milton (Dec. 4- 22.0 pts, 6.0 asts, 5.0 rebs, 12-24 FG, 5-9 3FG, wins vs UTRGV, 14/18 USC)
- American Athletic Conference Weekly Honor Roll
Jimmy Whitt (Dec. 18 - 19 pts, 6 rebs, 8 asts, 3 steals, 8-11 FG in win vs UNO)
Ben Emelogu (Dec. 26 - 15.5 pts, 3.5 rebs, 10-11 FG, 8-9 3FG in wins vs Boise State, Cal Poly)
Jarrey Foster (Jan. 2 - 13.0 pts, 8.5 rebs, 2.0 blks in wins vs UCF, USF)
- American Athletic Conference Rookie of the Week
Ethan Chargois (Nov. 13 - 19.0 pts, 8.5 rebs, 63.2 FG%, 5-10 3FG, 9-11 FT)
Ethan Chargois (Dec. 8 - 16 pts, 8 rebs, 4 blks, 3 asts in win vs UNO)

DOUBLE-DOUBLES (Current Roster Only):

2017-18	Opponent	Stats	Season	Career
Ben Emelogu	UAPB 11/18	13 pts, 10 rebs	1st	1st
Everett Ray	UAPB 11/18	12 pts, 10 rebs	1st	1st
2016-17	Opponent	Stats	Season	Career
Jarrey Foster	USF 1/7	17 pts, 12 rebs	1st	1st
Shake Milton	Tulsa 3/2	15 pts, 10 asts	1st	1st



THE FAST TRACK WITH TIM JANKOVICH

The second season of The Fast Track with Head Coach Tim Jankovich begins at Ozona Grill & Bar on Monday, January 8. The show will air live on KAAM 770 AM each Monday from 7-8 p.m. throughout the season. There will be food and drink specials, trivia and prizes on site each week. Ozona Grill and Bar is located at 4615 Greenville Ave., just a short distance from the SMU campus.

The show will air on the following Mondays:

January 8, 15, 22, 29, February 5, 12, 19, 26, March 5



HEAD COACH TIM JANKOVICH ANNOUNCES SIGNEES

Feron Hunt and Jahmar Young, Jr. have signed to play for the Mustangs beginning with the 2018-19 season, SMU Head Coach Tim Jankovich announced. The teammates at DeSoto High School will join the Mustangs next season.

"One of the great things about them being teammates, both on their high school and AAU teams, is that they play together for great programs with legendary coaches. Coach Dyer's DeSoto program is one of the most decorated in our state, and Jazzy's team is one of the most accomplished programs on the circuit. We love their pedigree and their talent. We can't wait to coach both of them." - Tim Jankovich

Feron Hunt, F, 6-8, 190, DeSoto, Texas (DeSoto HS)
Jahmar Young Jr., F, 6-9, 205, DeSoto, Texas (DeSoto HS)

Feron Hunt (F, 6-8, 190) is a shooting forward for Coach Chris Dyer at DeSoto High School. Last season, he averaged 11.2 points and 7.1 rebounds at Desoto. He played AAU for Coach Jazzy Hartwell and Urban DFW. The four-star signee is rated as high as the No. 28 shooting guard and No. 12 overall in Texas.

"Feron is a rare combination of size, athletic ability and guard skill. You don't find that very often, and we are really excited about his future." - Tim Jankovich

Jahmar Young, Jr. (F, 6-9, 205) is a power forward for Coach Chris Dyer at DeSoto High School. As a junior, he averaged 10.5 points and 4.0 rebounds at Faith Family Academy. He played AAU for Urban DFW Elite and Coach Jazzy Hartwell. The three-star signee is rated as high as No. 14 in Texas.

"Every time I watch Jahmar play, I get excited about the opportunity to coach him. He is very talented, very athletic and is a great competitor." - Tim Jankovich



ROAD WARRIORS: The Mustangs are **24-12 on the road** since the start of the 2014-15 season with a **33-17 mark away from Moody Coliseum (9-5 neutral site)**. SMU is **20-7 in AAC road games** in that stretch (7-2 in 2014-15; 5-4 in 2015-16; **8-1 in 2016-17**). SMU was 7-4 on the road in 2015-16 after going 9-4 on the road in 2014-15. The nine road wins rank second in school history (10 in 1955-56). The Mustangs won seven straight road games, which was the longest streak since a program-record eight in 1955-56. The 2014-15 streak was all in AAC play, the most consecutive league road victories since seven straight from 1983-84 to 1984-85 (record 10 from 1954-55 to 1956-57). At 7-2 in The American, SMU finished with its most conference road wins in a season (previous record was 6 in 1955-56, 1966-67, 1983-84.)

SMU - Best Road Start:

5-0 in 1934-35 & **2015-16**

4-0 in 1927-28

SMU - Most Road Wins In A Season:

10 in 1955-56

9 in 2014-15

8 in 1961-62, 1983-84, **2016-17**

7 in 1966-67, 1987-88, 1992-93, 1999-00, **2015-16**

SMU - Most Consecutive Road Wins:

8 in 1955-56

7 in 2014-15

6 in 1966-67, **2014-15 (last 1) to 2015-16 (first 5), 2016-17 (last 6)**

SMU - Most Conference Road Wins In A Season:

8 in **2016-17 (8-1)**

7 in 2014-15 (7-2)

6 in 1955-56 (6-0), 1966-67 (6-1), 1983-84 (6-2), **2015-16 (6-1)**

SMU - Most Consecutive Conference Road Wins:

10 in a span from 1954-55 to 1956-57 (1954-55: won last 2; 1955-56: won all 6; 1956-57: won first 2)

7 in a span from 1983-84 to 1984-85 (1983-84: won last 4; 1984-85: won first 3), **2014-15**

STREAKS:

10+ points: Shake Milton 16 (11, 28, 24, 16, 17, 14, 14, 11, 22, 22, 18, 10, 11, 16, 14, 14), Jarrey Foster 2 (14, 12), Jahmal McMurray (12), Jimmy Whitt (11)

Longest This Season: Shake Milton 16+ (3/17-)

8+ rebounds: Jarrey Foster 2 (9, 8)

Long: Ethan Chargois 2 (11/10-11/12), Ben Emelogu 2 (11/15-11/18), Jarrey Foster 2+ (12/27-)

Dbl-Dbl:

Long: Ben Emelogu (11/18), Everett Ray (11/18)

5+ assists:

Long: Shake Milton 6 (12/2-12/27)

3+ steals: Jimmy Whitt (4)

Long: Ben Emelogu 2 (12/2-12/5), Jimmy Whitt 2 (12/13-12/18)

2+ blocks: Shake Milton (2)

Long: Jarrey Foster 2 (11/22-11/23), Ethan Chargois 2 (12/13-12/18)

AKOY AGAU (6-8, 235, F, Sr.): 2017-18: Played in 9 games... Made SMU debut against Arizona... 2017 Summer Tour (Canada - Aug. 7-14): Averaged 11.0 points and 3.3 rebounds while hitting 10-16 FGs (.625) and 13-18 FTs (.722)... Had 18 points (5-7 FG, 8-11 FT) and 5 rebounds in the win at Ryerson... 2016-17 at Georgetown: Played in 32 games, starting eight... Averaged 4.5 points and 4.3 rebounds.

ETHAN CHARGOIS (6-9, 235, F, Fr.): 2017-18: Double digit scoring in 10 of 15 games... 20+ points in 3... Averaging 12.6 points (19th AAC), 5.6 rebounds (17th)... Shooting 53.2% FG (66-124) (8th AAC), 43.9% 3FG (25-57) (4th AAC)... Recorded career-high 23 points (8-12 FG, 3-5 3FG, 4-4 FT) and 9 rebounds against ULM... Scored 21 points (8-13 FG, 2-5 3FG, 3-3 FT) with 7 rebounds, a steal and an assist against [20/20] TCU... Scored 21 points (8-12 FG, 3-4 3FG, 2-2 FT) with five rebounds, 2 assists and a block against Western Kentucky... 16 points (6-10 FG, 2-3 3FG, 2-3 FT) with 7 boards, 3 assists, 3 blocks and 2 steals vs. [-/rv] Boise State... AWARDS: AAC Rookie of the Week (11/13, 12/18)... 2017 Summer Tour (Canada - Aug. 7-14): Averaged 11.0 points and 3.5 rebounds in two games while hitting 9-19 FGs (.474).

WILLIAM DOUGLAS (6-5, 180, G, Fr.): 2017-18: Played in 15 games... 3+ steals in 2 (Western Kentucky, USC)... Scored 8 points, with 3 rebounds and an assist against Northwestern State... 2017 Summer Tour (Canada - Aug. 7-14): Averaged 4.0 points, 4.3 rebounds, 2.0 assists and 1.0 steals... had 10 points, 5 rebounds, 3 steals and 2 assists in the opener at McGill.

BEN EMELOGU II (6-6, 215, G, Sr.): 2017-18: 10+ points in 8 of 15 games... Averaging 10.5 points... 5.3 rebounds... 53.0 FG% (53-100) (9th AAC)... 60.7 3FG% (37-61) (1st AAC)... Scored his SMU career-high 20 points (7-11 FG, 5-7 3FG, 1-3 FT) with 5 rebounds and 2 steals in the win vs [2/4] Arizona 11/23... Scored 19 points (6-6 FG, 5-5 3FG, 2-2 FT) with 2 rebounds, an assist and a block vs. Cal Poly... Had 16 points (6-7 FG, 4-5 3FG) with 6 rebounds and 3 steals against [14/18] USC... 2016-17: Averaged 4.3 points and 2.7 rebounds... Has three starts, including at UCF (Jan. 25) ... AWARDS: Named AAC Co-Sixth Man of the Year... AAC Weekly Honor Roll (12/26).

JARREY FOSTER (6-6, 220, G, Jr.): 2017-18: Double digit scoring in 11 of 15 games... Scored 19 points 4 times this season... Averaging 13.7 PPG (13th AAC), 5.8 rebounds (15th AAC)... 3.1 assists per game... 1.3 blocks per game (8th AAC) ... 2.0 assist/turnover ratio (T3rd AAC)... Had 19 points, 5 rebounds, 4 assists, 2 steals and a block vs. [20/20] TCU... AWARDS: AAC Weekly Honor Roll (1/2/18).

ELIJAH LANDRUM (6-0, 180, G, Fr.): 2017-18: Played 14 games... Recorded 3 points, 2 steals and an assist in 16 minutes against New Orleans... Scored 7 points with an assist in 14 minutes against UTRGV... Had 5 points with 2 rebounds against UAPB... Scored 1 point, with 3 assists and 1 steal against ULM... 2017 Summer Tour (Canada - Aug. 7-14): Averaged 6.3 points, 2.7 assists, 1.7 rebounds and 1.7 steals.



Fran Fraschilla ✓
@franfraschilla

Hard to win 30 & be underrated but [@CoachJankSMU](#) lost 3 pros & has young team & beats Arizona. Great coach.



Nic Moore
@sirsicnic

Never underestimate [@SMUBasketball](#) #ponyup



Jon Rothstein ✓
@JonRothstein

How do you neutralize Deandre Ayton? Play five guards and bring him away from the basket. Genius coaching tonight from Tim Jankovich. Genius.



Jon Rothstein ✓
@JonRothstein

Tim Jankovich. Mad Scientist.



Jon Rothstein ✓ @JonRothstein
Jahmal McMurray makes SMU a dangerous team in the Top 25. Microwave type scorer. Adds major offensive pop. Impact addition.



Jon Rothstein ✓
@JonRothstein

Ethan Chargois. Buy stock now.

JAHMAL MCMURRAY (6-0, 175, G, Jr.): 2017-18: Score 10+ in 3 of 4... Averaging 12.3 points... Scored 16 points (6-11 FG, 4-7 3FG) with 5 rebounds, 2 assists and a steal in season debut (18 minutes) vs [-/rv] Boise State... Had 13 points (4-8 FG, 3-6 3FG, 2-2 FT) with 2 assists, 1 rebound and a block in 22 minutes vs. Cal Poly... 2016-17 at USF: Played in 3 games... Averaged 20.3 points, 2.7 rebounds and 2.0 assists... Had 25 points on 8-17 FGs and 5-7 3FGs with 3 rebounds vs. South Carolina 12/17...Named Preseason All-AAC Second Team.

SHAKE MILTON (6-6, 205, G, Jr.): 2017-18: Double digit scoring in 15 games... 20+ points in 4... Averaging 16.7 PPG (7th AAC)... 4.7 assists (1st AAC)... 1.5 steals (8th AAC)... 1.9 assist/turnover ratio (5th AAC)... 39.1% 3FG% (11th AAC)... 84.0% FT% (63-75, 8th AAC)... Scored his 1,000th career point against UCF (41st in program history w/ 1,000)... Scored a career-high 28 points (7-18 FG, 4-12 3FG, 10-10 FT) with 3 rebounds, 2 steals, a block and assist against UMBC... 22 points (6-11 FG, 4-7 3FG, 6-10 FT), 9 assists and 5 rebounds against [14/18] USC... 18 points, 9 assists, 4 steals and 2 rebounds at [20/20] TCU... AWARDS: AAC Player of the Week (11/13, 12/4)... Wooden Award, Naismith Trophy, Bob Cousy, Lute Olson Watch List... AAC Preseason Player of the Year.

ISIAHA MIKE (6-8, 200, F, So.): 2017 Summer Tour (Canada - Aug. 7-14): Averaged 6.7 points, 4.3 rebounds, 2.0 steals and 1.7 assists... 2016-17 at Duquesne: Played and started in all 32 games... Averaged 11.3 points, 5.8 rebounds (15th A-10) and 1.6 assists... FG% 43.4, 3FG% 33.3... 2 double-doubles... Had double-digit points in 18 games, with 20+ in four... 5+ rebounds in 21 games... AWARDS: Atlantic 10 All-Rookie Team (March 7).

JAMES PYLE (6-3, 175, G, So.): 2017-18: Played in 10 games... Scored 2 points against Northwestern State... 2016-17: Played in 12 games... Had 7 points and 4 rebounds in 17 minutes.

EVERETT RAY (6-7, 220, F, Fr.): 2017-18: Played in 14... Recorded first career double-double (12 points (5-5 FG, 1-1 3FG, 1-4 FT) and 10 rebounds) against UAPB... 2017 Summer Tour (Canada - Aug. 7-14): Averaged 3.3 points (5-10 FG), 10.3 rebounds and 1.0 assists... Had 6 points & 17 rebounds in the final game vs M.A.D.E. of the Crown League.

JIMMY WHITT (6-3, 175, G, So.): 2017-18: Averaging 10.7 points, 5.1 rebounds, 4.1 assists (4th AAC), 1.8 steals (4th AAC)... 60.7 FG% (71-117) (2nd AAC)... 2.0 assist/turnover ratio (T3rd AAC)... Recorded career-high 19 points (8-11 FG, 3-5 FT) and 8 assists, while tying his career-high 3 steals against New Orleans... Had 18 points (9-12 FG) with 6 assists, 5 rebounds and 2 steals against UTRGV... Scored 16 points (8-9 FG) with 4 rebounds, 3 steals and 2 assists vs. [-/rv] Boise State... Had 14 points (7-12 FG) with 4 rebounds and 3 steals against [14/18] USC...AWARDS: AAC Weekly Honor Roll (12/18)

LUKE WILFONG (6-1, 170, G, Fr.): 2017-18: Played in 9 games... Scored a 3-pointer against USF... 2017 Summer Tour (Canada - Aug. 7-14): Played in the finale vs. M.A.D.E. of the Crown League, recording a steal and a rebound.

COACHING FOR LITERACY (CoachingForLiteracy.org): This is the fourth straight season SMU will host a CFL game; set for Jan. 28 vs East Carolina. Jonathan Wilfong (SMU '17) and Andrew Renshaw, two then-high school seniors from Memphis, Tennessee, founded Coaching for Literacy in 2012. The premise is that a participant offers a monetary donation and, in exchange, gets to be the "Assistant Coach" during a sporting event. Proceeds raised from the event go towards funding effective literacy programs focused on helping elementary and middle school students. Coaching for Literacy partners with collegiate and professional sports teams for a unique game-day experience. --- The mission of Coaching for Literacy is to increase awareness about the number of people in America who are functionally or totally illiterate and the social problems associated with illiteracy. By leveraging the unique power of collegiate and professional sports, Coaching for Literacy raises money to support effective local literacy programs and schools focused on educating elementary and middle school students. SMU hosted two CFL events in 2014-15, two in 2015-16 and one in 2016-17. In 2016-17, the SMU staff wore neon green ties during a three-game stretch as part of the awareness effort from the home win against Stanford on Dec. 19 through the win at Memphis, Wilfong's home town, on Dec. 27.

WORLD-CLASS FACILITY: SMU's Crum Basketball Center has been a world-class training center since opening in 2008. The 2011 NBA Champion Dallas Mavericks used the Crum Center for their 2008, 2009 and 2010 training camps. Several other NBA teams have also used the facility while in Dallas to play the Mavericks.

ESPN COLLEGE GAMEDAY 2-14-2015: Moody Coliseum hosted ESPN College GameDay Covered by State Farm on Feb. 14, 2015, prior to SMU's 73-55 win against defending national champion Connecticut. ESPN's College GameDay was hosted by Rece Davis. Analysts Seth Greenberg and Jay Williams were onsite while Jay Bilas contributed to the GameDay telecast from the Carrier Dome.

2016-17 IN REVIEW: The Mustangs finished the season No. 11 in the Associated Press poll. It was their sixth week as a ranked team. SMU was No. 23 in the final USA Today Coaches Poll. This was the fourth straight season SMU has been in the AP Top 25 (6 weeks 2016-17, 17 weeks 2015-16, 9 weeks 2014-15, 4 weeks 2013-14). The Mustangs are one of 14 programs to be ranked in the AP top 20 each of the past four seasons.

The Mustangs had a season scoring defense of 60.0 (1st AAC, 3rd NCAA). SMU was also among the national leaders with a rebound margin of +8.7 (1st AAC, 5th NCAA), a field goal defense of .386 (2nd AAC, 7th NCAA) and an assist-to-turnover ratio of 1.5 (2nd AAC, 9th NCAA).



Jarrey Foster's alley-oop dunk on the lob from Shake Milton vs UCF (9:45 2nd half) was #2 on the Dec. 27 #SCtop10. Foster finished with 14 points, 9 rebounds and 3 blocked shots.



Head Coach Tim Jankovich and the SMU staff wore green ties for three games in 2016-17 in support of Coaching for Literacy.

All five SMU starters averaged at least 9.9 points. Semi Ojeleye led SMU (19.0, 3rd AAC, 63rd NCAA) followed by Sterling Brown (13.4, 13th AAC), Shake Milton (13.0, 16th AAC), Ben Moore (11.4, 24th AAC) and Jarrey Foster (9.9). SMU had at least four score 10+ in 24 of 35 games. The Mustangs outrebounded 27 of 35 opponents (14 of 18 AAC games) and were at least +10 in 16 games. Five averaged 4.0 or more rebounds with Moore (7.8, 5th AAC), Ojeleye (6.9, 11th AAC) and Brown (6.5, 16th AAC) leading SMU. As a team, SMU had an offensive rebound percentage of .372 (1st AAC) and defensive rebound percentage of .736 (2nd AAC).

SMU shot 47.2% from the field (1st AAC, 41st NCAA) and 40.6% from three (1st AAC, 5th NCAA). Moore finished at 56.0% (2nd AAC), with Foster at 53.3% (3rd AAC) and Ojeleye at 48.7% (8th AAC). Brown led The American in 3-point percentage for the second straight season, hitting 44.9%. Ojeleye was 3rd at 42.4% and Milton 4th at 42.3%. Foster hit 44.4%, but didn't have enough 3FGs to qualify for the AAC rankings. Milton also led SMU in assists (4.5, 4th AAC, 84th NCAA) and assist-to-turnover ratio (2.6, 3rd AAC, 38th NCAA). Brown also ranked among the AAC leaders in assists (3.0, 14th AAC) and assist-to-turnover ratio (1.5, 9th AAC). Brown and Milton were also near the top of the league in steals with 1.4 (7th AAC) and 1.3 (10th AAC), respectively.

2016-17 AWARDS: Semi Ojeleye was named AP All-America Honorable Mention, American Athletic Conference Player of the Year, AAC Scholar-Athlete of the Year, First-Team All-AAC, AAC All-Tournament MOP, USBWA All-District, NABC All-District First Team and CoSIDA Academic All-America Second Team. Sterling Brown, Ben Moore and Shake Milton were named All-AAC Second Team. Brown and Moore were also named the conference's all-tournament squad. The seniors were also selected to the NABC All-Star Game played on Final Four Friday. Milton was named to the NABC All-District Second Team. Ben Emelogu II was selected AAC Co-Sixth Man of the Year. Tim Jankovich was named the American Athletic Conference Coach of the year after his first full season as the head coach at SMU. He was also a Naismith Coach of the Year semifinalist, the USBWA District Coach of the Year and the NABC All-District Coach.

KENPOM RATING: In 2016-17, SMU had 5 of the top 8 in The American in league play.

Semi Ojeleye - 1st (Offensive Rating 132.5)

Shake Milton - 3rd (Offensive Rating 123.2)

Ben Moore - 4th (Offensive Rating 122.4)

Jarrey Foster - 6th (Offensive Rating 120.2)

Sterling Brown - 8th (Offensive Rating 118.5)

SMU led the AAC in Offensive Rating (120.1), eFG% (55.1), OReb % (36.8), 3P% (41.7), 2P% (50.6)

SMU was 2nd in the AAC in Defensive Rating (93.9), Turnover % (15.0), DReb % (74.3)



SMU in The NBA Draft

Year	Player	Round (Overall)	Team
1949	Bob Prewitt	--	New York
1951	John Brown	7th Round (68)	Rochester
1957	Jim Krebs	1st Round (3)	Minneapolis
1957	Bobby Mills	10th Round (98)	St. Louis
1958	Rick Herrscher	6th Round (47)	St. Louis
1961	Steve Strange	9th Round (83)	Chicago
1962	Jan Loudermilk	4th Round (35)	Los Angeles
1964	Gene Elmore	4th Round (34)	San Francisco
1966	Carroll Hooser	6th Round (52)	Detroit
1967	Charles Beasley	7th Round (74)	Cincinnati
1969	Bill Voight	14th Round (183)	Chicago
1969	Bill Voight	16th Round (196)	Milwaukee
1969	Lynn Phillips	17th Round (202)	Milwaukee
1971	Gene Phillips	7th Round (119)	Milwaukee
1974	Sammy Hervey	6th Round (97)	Atlanta
1976	Ira Terrell	3rd Round (45)	Phoenix
1980	Brad Branson	2nd Round (45)	Detroit
1985	Jon Koncak	1st Round (5)	Atlanta
1985	Carl Wright	5th Round (113)	Philadelphia
1986	Kevin Lewis	6th Round (125)	San Antonio
1987	Terry Williams	5th Round (105)	Golden State
2001	Jeryl Sasser	1st Round (22)	Orlando
2017	Semi Ojeleye	2nd Round (37)	Boston
2017	Sterling Brown	2nd Round (46)	Philadelphia

SMU in The NBA Summer League

Year	Player	Team
2006	Bryan Hopkins	Dallas Mavericks
2010	Mouhammad Faye	Dallas Mavericks
2015	Ryan Manuel	San Antonio Spurs
	Yanick Moreira	Los Angeles Clippers
2016	Nic Moore	Miami Heat
	Jordan Tolbert	Atlanta Hawks
	Yanick Moreira	Toronto Raptors
2017	Sterling Brown	Milwaukee Bucks
	Markus Kennedy	Detroit Pistons
	Ben Moore	Indiana Pacers
	Semi Ojeleye	Boston Celtics





The team had an eight-day trip to Canada from August 7-14. The journey to Montreal and Toronto included three games (3-0) as well as visits to historic sites in both cities and an excursion to Niagara Falls. The trip started in Montreal, where the Mustangs played McGill University (W, 86-83 OT). The team also visited Mount Royal Park and St. Joseph's Oratory, Old Montreal historic district and took a boat ride in the rapids on the Saint Lawrence River. Then in Toronto, the Mustangs played a pair of exhibition games versus Ryerson University (W, 98-86) and M.A.D.E., the Nike Crown League Champion (W, 79-62). The team also went to the CN Tower and to the Rogers Centre for batting practice and the game between the Toronto Blue Jays and New York Yankees. The day between games in Toronto, the group took a trip to Niagara Falls.



Montreal

1. Mount Royal Park
2. St. Joseph's Oratory
3. Rapids on the Saint Lawrence River
4. at McGill University (W, 86-83 OT)
5. Notre Dame Basilica in Old Montreal

Toronto

6. Rogers Centre for batting practice & game between the Toronto Blue Jays and New York Yankees
7. CN Tower
8. at Ryerson University (W, 98-86) and vs. M.A.D.E., the Nike Crown League Champion (W, 79-62)
9. Niagara Falls

SMU All-Americans

1934-35	Whitey Baccus (Sr.)
1955-56	Jim Krebs (Jr.)
1956-57	Jim Krebs (Sr.) (1st team - Consensus)
1959-60	Max Williams (Sr.)
1969-70	Gene Phillips (Jr.)
1970-71	Gene Phillips (Sr.)
1975-76	Ira Terrell (Sr.)
1984-85	Jon Koncak (Sr.) (2nd team - Consensus)
2002-03	Quinton Ross (Sr.)
2014-15	Nic Moore (Jr.) (AP Honorable Mention)
2015-16	Nic Moore (Sr.) (AP Honorable Mention)
2016-17	Semi Ojeleye (Jr.) (AP Honorable Mention)

SMU Conference Players Of The Year

Rick Herrscher:	1957-58
Denny Holman:	1966-67
Gene Phillips:	1968-69, 1969-70, 1970-71
Ira Terrell:	1975-76
Mike Wilson:	1992-93
Jeryl Sasser:	1998-99
Quinton Ross:	2002-03

Nic Moore: 2014-15, 2015-16

Semi Ojeleye: 2016-17

SMU Multi-Time All-Conference First-Team

Walter Allison	(1926-27, 1927-28)
Bill Skeeters	(1929-30, 1930-31)
J.D. Norton	(1936-37, 1937-38)
Billy Dewell	(1936-37, 1937-38, 1938-39)
Jack Brown	(1949-50, 1950-51)
Jim Krebs	(1954-55, 1955-56, 1956-57)
Bobby Mills	(1955-56, 1956-57)
Larry Showalter	(1955-56, 1956-57)
Rick Herrscher	(1956-57, 1957-58)
Max Williams	(1958-59, 1959-60)
Jan Loudermilk	(1960-61, 1961-62)
Carroll Hooser	(1964-65, 1965-66)
Charles Beasley	(1965-66, 1966-67)
Bill Voight	(1967-68, 1968-69)
Gene Phillips	(1968-69, 1969-70, 1970-71)
Ira Terrell	(1972-73, 1973-74, 1974-75)
Jon Koncak	(1983-84, 1984-85)
Jeryl Sasser	(1998-99, 1999-00)
Nic Moore	(2013-14, 2014-15, 2015-16)



Nic Moore was a 2-time All-American and 2-time AAC Player of the Year.

Conference Titles (16)

1916-17	(TIAA)
1934-35	(SWC)
1936-37	(SWC)
1954-55	(SWC)
1955-56	(SWC)
1956-57	(SWC)
1957-58	(SWC)
1961-62	(SWC)
1964-65	(SWC)
1965-66	(SWC)
1966-67	(SWC)
1971-72	(SWC)
1987-88	(SWC)
1992-93	(SWC)

2014-15 (American)

2016-17 (American)

Tournament Champs (3)

1987-88	(SWC)
2014-15	(American)
2016-17	(American)

NCAA Tournaments (12)

1954-55	- RSF (16)
1955-56	- Final Four
1956-57	- RSF (16)
1964-65	- RSF (16)
1965-66	- RSF (16)
1666-67	- RF (8)
1983-84	- 2nd Rnd (32)
1984-85	- 2nd Rnd (32)
1987-88	- 2nd Rnd (32)
1992-93	- 1st Rnd (64)
2014-15	- 2nd Rnd (64)
2016-17	- 1st Rnd (64)

NIT (3)

1985-86	- 1st Rnd (32)
1999-00	- 1st Rnd (32)

2013-14 - Final

CIT (1)

2010-11	- Semifinal
---------	-------------

CCA Invitational (1)

1973-74	- 1st Rnd (8)
---------	---------------



SMU Launches State-Wide Branding Campaign

DALLAS (SMU) – SMU Athletics and SMU are launching a state-wide branding campaign, featuring billboards, train and bus wraps and airport signage. Nearly 20 billboards will go up across Dallas, Houston, Austin, San Antonio and Waco, while Dallas public transportation and Love Field will also get SMU branding.

"One of the roles of college athletics is to provide positive visibility and instill a strong sense of pride for SMU and the Dallas community," said SMU Director of Athletics Rick Hart. "These efforts will dramatically increase the exposure of our brand to fans, alums, potential students and the general public."

Multiple DART trains and buses will be adorned with SMU football and men's and women's basketball student-athletes, with over 100,000 Metroplex residents riding DART daily.

Another highlight of the program will be a 12-foot-by-12-foot sign at Dallas Love Field, where any of the 325,000 weekly travelers entering or leaving the terminal will be greeted by SMU branding.

"As I've said since the day I was hired, we are focused on the state of Texas," said SMU Head Football Coach Chad Morris. "This exposure will only help us as we spread our brand across Texas, and I know Coach (Tim) Jankovich, Coach (Travis) Mays and all our coaches are as excited as I am about this project."

The five-month project would not have been possible without the generous support of donors, including Bill Hutchison, Dick Anderson, Steve Lindley, Bill Armstrong, Steve Folsom, Bruce Robson, Steve Arata, Luke Crosland and others, and the hard work of another SMU alumnus, Lott McIlhenny.



FORT WORTH TO HOST 2020-22 AAC CHAMPIONSHIPS

PROVIDENCE, R.I. - American Athletic Conference Commissioner Mike Aresco announced today that Dickies Arena in Fort Worth, Texas, has been selected to host the 2020-22 American Athletic Conference Men's Basketball Championships. The dates of the championships will be March 12-15, 2020; March 11-14, 2021; and March 10-13, 2022.

Dickies Arena is scheduled to open in 2019 and has already been selected as the host for the 2022 NCAA Men's Basketball Tournament first and second rounds in addition to the 2020-22 NCAA Women's Gymnastics Championship. The 14,000-seat arena will include two premium club spaces, 40 suites, 10 lounge boxes and a warmup arena that can stage a full practice court.

"We are delighted to partner with the city of Fort Worth and Dickies Arena for our 2020-22 Men's Basketball Championships," Aresco said. "This three-year agreement will bring our Men's Championship to a vibrant, sports-minded community that embraces major events and extends wonderful hospitality to visitors. Dickies Arena is a state-of-the-art facility that our student-athletes, coaches and fans, as well as a national television audience, will enjoy."

"We look forward to working with Matt Homan, President and General Manager of Multipurpose Arena Fort Worth, and Bob Jameson, President and CEO of the Fort Worth Convention and Visitors Bureau, and thank them for their support and vision, which will make this an extremely successful event."

Located in Fort Worth's Cultural District, Dickies Arena sits among a thriving tourism area and just 10 minutes from downtown Fort Worth. Six of The American's 12 members are located within driving distance of Fort Worth, while the other six members have direct flight options to the metropolitan area.

"Earning the opportunity to host the American Athletic Conference Men's Basketball Championship in addition to major NCAA wins earlier this year shows that we have quickly become a player on the national event scene," said Matt Homan, President and General Manager of Multipurpose Arena Fort Worth (MAFW), the not-for-profit operating entity of Dickies Arena. "We look forward to welcoming The American and its member institutions, as well as their student-athletes, alumni and fans to Fort Worth and to showcasing our incredible facility and city."

"Fort Worth takes great pride in hosting world-class sporting events, and we are excited about The American's decision," said Bob Jameson, President and CEO of the Fort Worth Convention & Visitors Bureau. "With the new Dickies arena and our nationally recognized downtown, we are confident American Athletic Conference student-athletes and fans will enjoy the championship atmosphere Fort Worth provides."

The successful bid was due to a partnership between MAFW and the Fort Worth Convention & Visitor's Bureau. The American Men's Basketball Championship joins an impressive list of sporting events in the Fort Worth area, including the PGA Tour, Fort Worth Stock Show and Rodeo, two NASCAR races and a Verizon IndyCar Series race.

All 12 American Athletic Conference schools will participate in the 2020-22 championships. The format currently calls for four first-round games on the first day, followed by four quarterfinal matchups, two semifinal contests and the championship game.

The Amway Center in Orlando, Florida will be the site of the 2018 American Men's Basketball Championship, March 8-11, and FedExForum in Memphis, Tennessee will host the 2019 championship, March 14-17.

THE STAT CREW SYSTEM
SMU Combined Team Statistics (as of Dec 31, 2017)
All games

RECORD:	OVERALL	HOME	AWAY	NEUTRAL
ALL GAMES	12-3	11-0	0-1	1-2
CONFERENCE	2-0	2-0	0-0	0-0
NON-CONFERENCE	10-3	9-0	0-1	1-2

#	Player	gp-gs	min	avg	Total		3-Point		F-Throw		Rebounds											
					fg-fga	fg%	3fg-fga	3fg%	ft-fa	ft%	off	def	tot	avg	pf	dq	a	to	blk	stl	pts	avg
01	MILTON, Shake	15-15	538	35.9	76-186	.409	36-92	.391	63-75	.840	12	57	69	4.6	26	0	71	37	11	23	251	16.7
10	FOSTER, Jarrey	15-15	502	33.5	82-170	.482	17-48	.354	25-37	.676	43	44	87	5.8	29	0	46	23	20	11	206	13.7
05	CHARGOIS, Ethan	15-15	350	23.3	66-124	.532	25-57	.439	32-47	.681	25	59	84	5.6	39	0	21	23	14	10	189	12.6
00	McMURRAY, Jahmal	4-0	88	22.0	16-38	.421	11-21	.524	6-6	1.000	5	6	11	2.8	6	0	9	4	0	3	49	12.3
31	WHITT, Jimmy	15-15	444	29.6	71-117	.607	0-0	.000	18-37	.486	22	54	76	5.1	30	1	62	31	8	27	160	10.7
21	EMELOGU, Ben	15-15	457	30.5	53-100	.530	37-61	.607	14-23	.609	19	60	79	5.3	39	0	29	20	2	17	157	10.5
24	RAY, Everett	14-0	150	10.7	14-21	.667	2-2	1.000	5-17	.294	17	23	40	2.9	23	1	6	9	1	2	35	2.5
20	LANDRUM, Elijah	14-0	184	13.1	11-49	.224	4-27	.148	5-9	.556	4	11	15	1.1	17	0	13	5	0	9	31	2.2
03	DOUGLAS, William	15-0	191	12.7	7-23	.304	4-12	.333	12-15	.800	7	15	22	1.5	28	1	13	13	2	11	30	2.0
23	AGAU, Akoy	9-0	69	7.7	3-13	.231	1-4	.250	11-16	.688	6	13	19	2.1	10	0	3	6	2	4	18	2.0
22	WILFONG, Luke	9-0	10	1.1	2-2	1.000	1-1	1.000	0-0	.000	1	0	1	0.1	1	0	0	0	0	1	5	0.6
12	PYLE, James	10-0	17	1.7	1-3	.333	0-1	.000	0-2	.000	0	1	1	0.1	1	0	0	1	0	0	2	0.2
Team											18	20	38				14					
Total.....		15	3000		402-846	.475	138-326	.423	191-284	.673	179	363	542	36.1	249	3	273	186	60	118	1133	75.5
Opponents.....		15	3000		311-781	.398	111-334	.332	151-239	.632	151	319	470	31.3	266	-	178	242	50	80	884	58.9

TEAM STATISTICS	SMU	OPP	Date	Opponent	Score	Att.
SCORING	1133	884	11/10/17	UMBC	w 78-67	6841
Points per game	75.5	58.9	11/12/17	ULM	w 83-65	6622
Scoring margin	+16.6	-	11/15/17	NORTHWESTERN STATE	w 81-35	6769
FIELD GOALS-ATT	402-846	311-781	11/18/17	UAPB	w 72-37	6738
Field goal pct	.475	.398	1 11/22/17	vs UNI	L 58-61	909
3 POINT FG-ATT	138-326	111-334	1 11/23/17	vs Arizona	w 66-60	1236
3-point FG pct	.423	.332	1 11/24/17	vs Western Kentucky	L 61-63	1252
3-pt FG made per game	9.2	7.4	11/28/17	UTRGV	w 95-64	6326
FREE THROWS-ATT	191-284	151-239	12/2/17	USC	w 72-55	6918
Free throw pct	.673	.632	12/05/17	at TCU	L 83-94	6840
F-Throws made per game	12.7	10.1	12/13/17	NEW ORLEANS	w 79-66	6512
REBOUNDS	542	470	12/18/17	BOISE STATE	w 86-63	6551
Rebounds per game	36.1	31.3	12/19/17	CAL POLY	w 84-64	6480
Rebounding margin	+4.8	-	* 12/27/17	UCF	w 56-51	6628
ASSISTS	273	178	* 12/31/17	USF	w 79-39	6477
Assists per game	18.2	11.9				
TURNOVERS	186	242				
Turnovers per game	12.4	16.1				
Turnover margin	+3.7	-				
Assist/turnover ratio	1.5	0.7				
STEALS	118	80				
Steals per game	7.9	5.3				
BLOCKS	60	50				
Blocks per game	4.0	3.3				
ATTENDANCE	72862	10237				
Home games-Avg/Game	11-6624	1-6840				
Neutral site-Avg/Game	-	3-1132				

1 = Battle 4 Atlantis (Nassau, Bahamas)
 * = American Athletic Conference game

Score by Periods	1st	2nd	Totals
SMU	512	621	1133
Opponents	402	482	884

THE STAT CREW SYSTEM
SMU Combined Team Statistics (as of Dec 31, 2017)
Conference games only

RECORD:	OVERALL	HOME	AWAY	NEUTRAL
ALL GAMES	2-0	2-0	0-0	0-0
CONFERENCE	2-0	2-0	0-0	0-0
NON-CONFERENCE	0-0	0-0	0-0	0-0

#	Player	gp-gs	min	avg	Total		3-Point		F-Throw		Rebounds				pf	dq	a	to	blk	stl	pts	avg
					fg-fga	fg%	3fg-fga	3fg%	ft-fa	ft%	off	def	tot	avg								
01	MILTON, Shake	2-2	66	33.0	9-22	.409	3-8	.375	7-8	.875	1	5	6	3.0	2	0	8	5	3	4	28	14.0
10	FOSTER, Jarrey	2-2	62	31.0	12-23	.522	0-3	.000	2-3	.667	8	9	17	8.5	5	0	2	2	4	1	26	13.0
00	McMURRAY, Jahmal	2-0	48	24.0	6-19	.316	4-8	.500	4-4	1.000	2	3	5	2.5	3	0	5	1	0	2	20	10.0
05	CHARGOIS, Ethan	2-2	48	24.0	6-15	.400	3-9	.333	2-4	.500	2	9	11	5.5	2	0	3	4	2	3	17	8.5
31	WHITT, Jimmy	2-2	52	26.0	8-10	.800	0-0	.000	1-5	.200	2	7	9	4.5	4	0	4	3	0	5	17	8.5
23	AGAU, Akoy	2-0	22	11.0	3-5	.600	1-2	.500	2-3	.667	1	5	6	3.0	5	0	2	2	1	2	9	4.5
21	EMELOGU, Ben	2-2	63	31.5	3-8	.375	2-5	.400	0-0	.000	3	7	10	5.0	2	0	6	3	1	5	8	4.0
22	WILFONG, Luke	1-0	2	2.0	1-1	1.000	1-1	1.000	0-0	.000	0	0	0	0.0	0	0	0	0	0	1	3	3.0
24	RAY, Everett	1-0	11	11.0	1-2	.500	0-0	.000	1-2	.500	2	2	4	4.0	4	0	0	0	0	0	3	3.0
20	LANDRUM, Elijah	1-0	10	10.0	1-4	.250	0-3	.000	0-0	.000	0	0	0	0.0	2	0	4	0	0	1	2	2.0
03	DOUGLAS, William	2-0	14	7.0	1-3	.333	0-0	.000	0-1	.000	2	1	3	1.5	1	0	1	4	0	0	2	1.0
12	PYLE, James	1-0	2	2.0	0-1	.000	0-0	.000	0-0	.000	0	0	0	0.0	0	0	0	0	0	0	0	0.0
Team											4	3	7				4					
Total.....		2	400		51-113	.451	14-39	.359	19-30	.633	27	51	78	39.0	30	0	35	28	11	24	135	67.5
Opponents.....		2	400		34-104	.327	8-31	.258	14-26	.538	25	41	66	33.0	35	-	17	40	6	10	90	45.0

TEAM STATISTICS	SMU	OPP	Date	Opponent	Score	Att.
SCORING	135	90	* 12/27/17	UCF	w 56-51	6628
Points per game	67.5	45.0	* 12/31/17	USF	w 79-39	6477
Scoring margin	+22.5	-				
FIELD GOALS-ATT	51-113	34-104	1 = Battle 4 Atlantis (Nassau, Bahamas)			
Field goal pct	.451	.327	* = American Athletic Conference game			
3 POINT FG-ATT	14-39	8-31				
3-point FG pct	.359	.258				
3-pt FG made per game	7.0	4.0				
FREE THROWS-ATT	19-30	14-26				
Free throw pct	.633	.538				
F-Throws made per game	9.5	7.0				
REBOUNDS	78	66				
Rebounds per game	39.0	33.0				
Rebounding margin	+6.0	-				
ASSISTS	35	17				
Assists per game	17.5	8.5				
TURNOVERS	28	40				
Turnovers per game	14.0	20.0				
Turnover margin	+6.0	-				
Assist/turnover ratio	1.3	0.4				
STEALS	24	10				
Steals per game	12.0	5.0				
BLOCKS	11	6				
Blocks per game	5.5	3.0				
ATTENDANCE	13105	0				
Home games-Avg/Game	2-6552	0-0				
Neutral site-Avg/Game	-	0-0				

Score by Periods	1st	2nd	Totals
SMU	54	81	135
Opponents	37	53	90

THE STAT CREW SYSTEM
SMU Game-by-Game Highs (as of Dec 31, 2017)
All games

Opponent	Date	Score	Points	Rebounds	Assists	Steals	Blocked shots
UMBC	11/10/17	78-67	28-MILTON, Shake	8-FOSTER, Jarrey CHARGOIS, Ethan	7-WHITT, Jimmy	2-MILTON, Shake	2-WHITT, Jimmy FOSTER, Jarrey
ULM	11/12/17	83-65	24-MILTON, Shake	9-CHARGOIS, Ethan	6-WHITT, Jimmy	1-LANDRUM, Elijah WHITT, Jimmy FOSTER, Jarrey MILTON, Shake	1-FOSTER, Jarrey DOUGLAS, William CHARGOIS, Ethan
NORTHWESTERN STATE	11/15/17	81-35	19-FOSTER, Jarrey	9-EMELOGU, Ben	7-WHITT, Jimmy	2-LANDRUM, Elijah RAY, Everett WHITT, Jimmy MILTON, Shake	4-FOSTER, Jarrey
UAPB	11/18/17	72-37	17-MILTON, Shake	10-EMELOGU, Ben RAY, Everett	6-WHITT, Jimmy	2-MILTON, Shake	1-CHARGOIS, Ethan MILTON, Shake
vs UNI	11/22/17	58-61	19-FOSTER, Jarrey	6-WHITT, Jimmy	6-MILTON, Shake	2-EMELOGU, Ben	2-FOSTER, Jarrey WHITT, Jimmy
vs Arizona	11/23/17	66-60	20-EMELOGU, Ben	7-MILTON, Shake	5-FOSTER, Jarrey	2-MILTON, Shake FOSTER, Jarrey EMELOGU, Ben WHITT, Jimmy	4-FOSTER, Jarrey
vs Western Kentucky	11/24/17	61-63	21-CHARGOIS, Ethan	7-EMELOGU, Ben	4-EMELOGU, Ben MILTON, Shake	3-DOUGLAS, William	3-MILTON, Shake WHITT, Jimmy
UTRGV	11/28/17	95-64	22-MILTON, Shake	6-EMELOGU, Ben	6-WHITT, Jimmy	2-WHITT, Jimmy MILTON, Shake	1-AGAU, Akoy
USC	12/2/17	72-55	22-MILTON, Shake	9-FOSTER, Jarrey	9-MILTON, Shake	3-WHITT, Jimmy EMELOGU, Ben DOUGLAS, William	1-FOSTER, Jarrey
at TCU	12/05/17	83-94	21-CHARGOIS, Ethan	7-CHARGOIS, Ethan	9-MILTON, Shake	4-MILTON, Shake	1-FOSTER, Jarrey
NEW ORLEANS	12/13/17	79-66	19-WHITT, Jimmy	8-CHARGOIS, Ethan	8-WHITT, Jimmy	3-WHITT, Jimmy	4-CHARGOIS, Ethan
BOISE STATE	12/18/17	86-63	16-CHARGOIS, Ethan McMURRAY, Jahm WHITT, Jimmy	7-CHARGOIS, Ethan MILTON, Shake	7-MILTON, Shake	3-WHITT, Jimmy	3-CHARGOIS, Ethan
CAL POLY	12/19/17	84-64	19-EMELOGU, Ben	8-WHITT, Jimmy MILTON, Shake	6-MILTON, Shake	2-WHITT, Jimmy	1-EMELOGU, Ben
UCF	12/27/17	56-51	14-MILTON, Shake FOSTER, Jarrey	9-FOSTER, Jarrey	6-EMELOGU, Ben	3-EMELOGU, Ben	3-FOSTER, Jarrey
USF	12/31/17	79-39	14-MILTON, Shake	9-WHITT, Jimmy	4-LANDRUM, Elijah	4-WHITT, Jimmy	2-MILTON, Shake

SMU SEASON RECORDS

With Tim Jankovich as
Head Coach/Associate Head Coach

Games played

1.	37	2013-14
2.	35	2010-11
	35	1987-88
	35	2016-17
5.	34	2014-15
6.	33	1983-84
	33	1984-85
8.	32	2012-13
	32	2011-12
10.	31	2009-10
	31	2006-07

Field goal percentage

1.	.541 (1023-1892)	1983-84
2.	.526 (1014-1928)	1984-85
3.	.517 (827-1600)	1986-87
4.	.512 (1103-2155)	1987-88
5.	.497 (858-1727)	2015-16
6.	.495 (756-1528)	1985-86
7.	.490 (813-1659)	1966-67
	.490 (821-1676)	1965-66
9.	.489 (858-1754)	1982-83
10.	.485 (1032-2130)	1975-76
11.	.483 (734-1520)	1988-89
	.483 (937-1938)	2013-14
---	.475	2017-18

3-point FG percentage

1.	.429 (88-205)	1986-87
---	.423	2017-18
2.	.420 (194-462)	2015-16
3.	.413 (97-235)	1988-89
4.	.410 (152-371)	1987-88
5.	.406 (286-705)	2016-17
6.	.394 (277-703)	2010-11
7.	.379 (174-459)	2013-14
8.	.363 (145-400)	2014-15
9.	.359 (182-507)	2008-09
10.	.351 (183-521)	2009-10
11.	.346 (164-474)	1993-94
12.	.345 (113-328)	2012-13

Free throw percentage

1.	.769 (552-718)	1961-62
2.	.768 (552-719)	1970-71
3.	.761 (715-939)	1955-56
4.	.759 (542-714)	1965-66
5.	.746 (440-590)	1979-80
6.	.745 (493-662)	2012-13
7.	.742 (409-551)	2010-11
8.	.740 (506-684)	1962-63
9.	.735 (454-618)	1963-64
10.	.733 (671-915)	1954-55
	.733 (547-746)	1956-57
---	.673	2017-18

Total Points

1.	2879 (35 games)	1987-88
2.	2627 (37 games)	2013-14
3.	2599 (35 games)	2016-17
4.	2506 (33 games)	1983-84
5.	2491 (33 games)	1984-85
6.	2390 (28 games)	1975-76
7.	2363 (30 games)	1955-56
8.	2350 (34 games)	2014-15
9.	2319 (30 games)	2015-16
10.	2318 (30 games)	1999-00
11.	2306 (30 games)	2000-01

Scoring Average

1.	87.0 (26 games)	1970-71
2.	85.4 (28 games)	1975-76
3.	84.0 (26 games)	1965-66
4.	83.3 (27 games)	1971-72
5.	82.3 (35 games)	1987-88
6.	82.0 (27 games)	1964-65

3-point field goals made

1.	286 (35 games)	2016-17
2.	277 (35 games)	2010-11
3.	248 (32 games)	2011-12
4.	215 (31 games)	2006-07
4.	205 (27 games)	1994-95
5.	202 (28 games)	1997-98
7.	194 (30 games)	2015-16
8.	192 (30 games)	1999-00
	192 (30 games)	2007-08
10.	190 (30 games)	1998-99
11.	187 (30 games)	2003-04
12.	183 (31 games)	2009-10
---	138	2017-18

Free throws made

1.	715 (30 games)	1955-56
2.	671 (26 games)	1954-55
3.	610 (27 games)	1964-65
4.	594 (22 games)	1953-54
5.	586 (27 games)	1971-72
6.	579 (37 games)	2013-14
7.	552 (25 games)	1961-62
	552 (26 games)	1970-71
9.	547 (26 games)	1956-57
10.	543 (30 games)	2000-01
11.	542 (26 games)	1965-66
12.	541 (34 games)	2014-15
---	191	2017-18

Assists

1.	786	1987-88
2.	675	1984-85
3.	655	1986-87
4.	608	1983-84
5.	567	2016-17
6.	561	2013-14
7.	528	2015-16
8.	524	2014-15
9.	512	1982-83
10.	509	1975-76
11.	488	2010-11
12.	487	1985-86
---	273	2017-18

Assists average

1.	22.6 (29 games)	1986-87
2.	22.5 (35 games)	1987-88
3.	20.5 (33 games)	1984-85
4.	18.4 (33 games)	1983-84
5.	18.2 (28 games)	1975-76
---	18.2	2017-18
6.	17.6 (30 games)	2015-16
7.	17.1 (30 games)	1982-83
8.	16.8 (29 games)	1985-86
9.	16.4 (25 games)	1972-73
10.	16.3 (28 games)	1992-93
11.	16.2 (28 games)	1979-80
	16.2 (35 games)	2016-17

Blocked shots

1.	165	2013-14
2.	149	2002-03
3.	147	1984-85
4.	146	1983-84
	146	2014-15
6.	138	2005-06
7.	137	2015-16
8.	132	2012-13
9.	124	1978-79
10.	123	1998-99
11.	122	2007-08
	122	2006-07
13.	120	1977-78
14.	119	2001-02
15.	117	2016-17
---	60	2017-18

Blocked shots average

1.	5.0 (30 games)	2002-03
2.	4.8 (29 games)	2005-06
3.	4.6 (27 games)	1978-79
	4.6 (30 games)	2015-16
5.	4.5 (33 games)	1984-85
	4.5 (37 games)	2013-14
7.	4.4 (33 games)	1983-84
8.	4.3 (28 games)	1977-78
	4.3 (34 games)	2014-15
10.	4.1 (29 games)	2001-02
	4.1 (30 games)	1998-99
	4.1 (30 games)	2007-08
	4.1 (32 games)	2012-13
---	4.0	2017-18

Steals

1.	297	1987-88
2.	282	2013-14
3.	278	1999-00
4.	248	1998-99
5.	242	2004-05
6.	238	1984-85
7.	237	2014-15
8.	234	2002-03
9.	233	1992-93
10.	225	2003-04
11.	222	2005-06
12.	221	2011-12
13.	220	2012-13
---	118	2017-18

Steals average

1.	9.3 (30 games)	1999-00
2.	8.6 (28 games)	2004-05
3.	8.5 (35 games)	1987-88
4.	8.3 (28 games)	1992-93
5.	8.3 (30 games)	1998-99
---	7.9	2017-18
6.	7.8 (30 games)	2002-03
7.	7.7 (29 games)	2005-06
8.	7.6 (37 games)	2013-14
9.	7.5 (30 games)	2003-04
10.	7.4 (28 games)	1996-97

Best Assist-to-Turnover Ratio

1.	1.74	1986-87
2.	1.71	1987-88
3.	1.50	2016-17
---	1.5	2017-18
4.	1.42	2015-16
5.	1.37	1985-86

Fewest Turnovers Per Game

1.	10.8	2016-17
2.	11.6	1996-97
3.	12.0	1998-99
4.	12.3	1985-86
5.	12.4	2015-16
---	12.4	2017-18
6.	12.5	2014-15

Scoring defense

---	58.9	2017-18
1.	59.8 (34 games)	2014-15
2.	60.0 (35 games)	2016-17
3.	60.1 (32 games)	2011-12
4.	61.3 (35 games)	2010-11
5.	61.4 (29 games)	1985-86
6.	62.2 (25 games)	1957-58
7.	62.2 (37 games)	2013-14
8.	62.6 (31 games)	2006-07
9.	62.7 (32 games)	2012-13
10.	63.2 (24 games)	1958-59
11.	63.4 (30 games)	2015-16
12.	64.1 (29 games)	2005-06
13.	64.2 (26 games)	1956-57
14.	64.5 (31 games)	2009-10
	64.5 (24 games)	1959-60

Field goal pct defense

1.	.345 (498-1443)	1953-54
2.	.364 (656-1804)	1957-58
3.	.367 (766-2087)	1955-56
4.	.373 (609-1631)	1958-59
5.	.380 (609-1602)	1961-62
6.	.381 (691-1815)	2014-15
7.	.385 (762-1977)	2013-14
8.	.386 (745-1928)	2016-17
9.	.387 (576-1488)	1959-60
10.	.389 (661-1698)	1954-55
11.	.394 (660-1674)	1956-57
12.	.395 (655-1657)	2012-13
13.	.400 (676-1690)	2015-16
14.	.402 (650-1618)	1960-61
---	.398	2017-18

3-point FG pct defense

1.	.305 (120-394)	1987-88
2.	.308 (203-660)	2011-12
3.	.314 (157-500)	1992-93
4.	.321 (248-773)	2013-14
	.321 (282-878)	2016-17
6.	.322 (197-611)	2006-07
7.	.326 (268-823)	2014-15
8.	.330 (187-567)	1997-98
9.	.331 (224-676)	2015-16
10.	.332 (203-612)	2003-04
	.332 (178-536)	1999-00
---	.332	2017-18
12.	.333 (148-445)	2004-05
13.	.338 (188-557)	2000-01
	.338 (160-473)	2005-06

Scoring margin

---	16.6	2017-18
1.	14.3 (74.3-60.0)	2016-17
2.	13.9 (77.3-63.4)	2015-16
3.	13.4 (77.6-64.2)	1956-57
4.	11.0 (78.8-67.7)	1955-56
5.	10.4 (82.3-71.8)	1987-88
6.	9.4 (69.1-59.8)	2014-15
7.	8.8 (71.0-62.2)	2013-14
8.	8.4 (77.1-68.7)	1953-54
9.	8.1 (75.9-67.8)	1983-84
10.	8.0 (75.5-67.5)	1984-85
11.	7.5 (77.3-69.8)	1999-00
12.	7.3 (80.3-73.0)	1954-55
13.	7.0 (71.5-64.5)	1959-60

Rebound margin

1.	10.2 (39.4-29.3)	2015-16
2.	8.7 (38.1-29.5)	2016-17
3.	8.4 (37.2-28.8)	1988-89
4.	6.7 (36.6-29.9)	2014-15
5.	5.7 (48.5-42.8)	1959-60
6.	5.0 (46.5-41.5)	1958-59
7.	4.8 (36.0-31.3)	2013-14
---	4.8	2017-18
8.	4.6 (38.1-33.5)	1984-85
9.	4.3 (43.3-39.0)	1999-00



23
AKOY AGAU
F, 6-8, 235, SR - GT
South Sudan
Omaha Central HS [Neb.]
Louisville/Georgetown

2017-18 (Senior): Had 9 points (3-5 FG, 1-2 3FG, 2-2 FT) with 4 rebounds, a block, an assist and a steal vs USF 12/31.

2017 Summer Tour (Canada - Aug. 7-14): Averaged 11.0 points and 3.3 rebounds while hitting 10-16 FGs (.625) and 13-18 FTs (.722)... Had 18 points (5-7 FG, 8-11 FT) and 5 rebounds in the win at Ryerson.

2016-17 (Junior at Georgetown): Played in 32 games, starting eight... Averaged 4.5 points and 4.3 rebounds... Scored a career-high 14 points against Howard... Reached three double figure scoring games... Had three games with double figure rebounds ... Registered his first career double-double with 12 points and 12 rebounds at Providence.

2015-16 (Redshirt at Georgetown): Missed the 2015-16 season after suffering an injury in preseason practice.

2014-15 (Sophomore at Louisville): Played in three games... Transferred to Georgetown in December 2014.

2013-14 (Freshman at Louisville): Played in 19 games, averaging 5.0 minutes... Averaged 0.9 points and 1.1 rebounds... Came in off the bench against Kentucky in the NCAA Sweet 16... Saw time against Rutgers and Houston in the AAC Tournament, totaling two points in each contest... Totaled four points and two rebounds at USF in six minutes of action... Had four points on 2-of-2 shooting, along with a rebound and a blocked shot in seven minutes versus Houston... Had three rebounds and one steal at Temple... Scored his first collegiate bucket against UMKC (Dec. 4).

Prep: A three-time all-state selection, Agau ranked No. 84 nationally in the ESPN 100, 86th by Rivals.com, and was 18th nationally among centers by Scout.com... At Omaha

HIGHS	SEASON	CAREER	CONF. GAME	CONF. TOUR./POST
MINUTES	14, Cal Poly 12/19/17	29 (GU), Howard 11/27/16 29 (GU), Seton Hall 2/4/17	29 (GU), Seton Hall 2/4/17	10 (UL), vs Rutgers 3/13/14
FG	3, USF 12/31/17	5 (GU), at Providence 1/4/17	5 (GU), at Providence 1/4/17	1 (UL), vs Rutgers 3/13/14 1 (UL), vs Houston 3/14/14
FGA	5, USF 12/31/17	8 (GU), at Creighton 2/19/17	8 (GU), at Creighton 2/19/17	2 (UL), vs Rutgers 3/13/14
3FG	1, USF 12/31/17	1 (GU), vs Okla. St 11/23/16 1 (GU), at Xavier 1/22/17 1 (GU), at DePaul 1/31/17 1, USF 12/31/17	1 (GU), at Xavier 1/22/17 1 (GU), at DePaul 1/31/17 1, USF 12/31/17	
3FGA	1, [-/v] Boise St 12/18/17 1, Cal Poly 12/19/17	2 (GU), vs Okla. St 11/23/16 2 (GU), Coppin St 11/30/16 2 (GU), at Xavier 1/22/17	2 (GU), at Xavier 1/22/17	1 (UL), vs Rutgers 3/13/14
FT	5, Cal Poly 12/19/17	6 (GU), Howard 11/27/16 6 (GU), vs La Salle 12/10/16	4 (GU), Providence 1/16/17 4 (GU), Villanova 3/4/17	
FTA	7, Cal Poly 12/19/17	8 (GU), Howard 11/27/16	5 (GU), Seton Hall 2/4/17	
REBOUNDS	4, UTRGV 11/28/17 4, USF 12/31/17	12 (GU), at Providence 1/4/17	12 (GU), at Providence 1/4/17	3 (UL), vs Rutgers 3/13/14
ASSISTS	1, UTRGV 11/28/17 1, UCF 12/27/17 1, USF 12/31/17	3 (GU), Xavier 12/31/16 3 (GU), at Xavier 1/22/17	3 (GU), Xavier 12/31/16 3 (GU), at Xavier 1/22/17	
BLOCKS	1, UTRGV 11/28/17 1, USF 12/31/17	5 (GU), Seton Hall 2/4/17	5 (GU), Seton Hall 2/4/17	
STEALS	1, vs Western Ky 11/24/17 1, UCF 12/27/17 1, USF 12/31/17	1, 9 times	1, 6 times	
POINTS	9, USF 12/31/17	14 (GU), Howard 11/27/16	12 (GU), at Providence 1/4/17	2 (UL), vs Rutgers 3/13/14 2 (UL), vs Houston 3/14/14
DOUBLE-DOUBLES				
1 - at Providence 1/4/17 (12 pts, 12 rebs)				

Central, averaged 12.8 points per game and 6.1 rebounds as a senior, while blocking 81 shots... Helped lead team to a 26-4 record and a Class A State Championship... As a junior, averaged 11.6 points and 6.8 rebounds while blocking 92 shots... Ranked No. 75 nationally in the class of 2013 according to ESPN.com.

Personal: Born November of 1994... The son of Madut and Agau and Adaw Makeir... Oldest of six children in his family (Magay, Aguir, Achol, Atong and Akol)... Originally from Sudan, Africa... Moved to Cairo, Egypt as a child before coming to the United States in 2002... Speaks three languages (Dinka, Arabic and English).

2017-18 GAME-BY-GAME STATISTICS

Opponent	Date	GS	Min	FG	FGA	Pct	3FG	FGA	Pct	FT	FTA	Pct	Off	Def	Tot	Avg	PF	FO	A	TO	Blk	Stl	Pts	Avg
UMBC	11/10/17		DNP																					
ULM	11/12/17		DNP																					
NORTHWESTERN STATE	11/15/17		DNP																					
UAPB	11/18/17		DNP																					
vs UNI	11/22/17		DNP																					
vs Arizona	11/23/17	3		0	0	.000	0	0	.000	0	0	.000	0	0	0	0.0	2	0	0	0	0	0	0	0.0
vs Western Kentucky	11/24/17	7		0	1	.000	0	0	.000	1	2	.500	1	1	2	1.0	0	0	0	1	0	1	1	0.5
UTRGV	11/28/17	8		0	2	.000	0	0	.000	2	2	1.000	3	1	4	2.0	0	0	1	1	1	0	2	1.0
USC	12/02/17	5		0	1	.000	0	0	.000	1	2	.500	0	0	0	1.5	0	0	0	0	0	0	1	1.0
at TCU	12/05/17	5		0	1	.000	0	0	.000	0	0	.000	1	1	2	1.6	0	0	0	1	0	0	0	0.8
NEW ORLEANS	12/13/17		DNP																					
BOISE STATE	12/18/17	5		0	2	.000	0	1	.000	0	0	.000	0	2	2	1.7	3	0	0	1	0	0	0	0.7
CAL POLY	12/19/17	14		0	1	.000	0	1	.000	5	7	.714	0	3	3	1.9	0	0	0	0	0	1	5	1.3
UCF	12/27/17	9		0	0	.000	0	0	.000	0	1	.000	0	2	2	1.9	3	0	1	1	0	1	0	1.1
USF	12/31/17	13		3	5	.600	1	2	.500	2	2	1.000	1	3	4	2.1	2	0	1	1	1	1	9	2.0
Totals		0	69	3	13	.231	1	4	.250	11	16	.688	6	13	19	2.1	10	0	3	6	2	4	18	2.0


Games played: 9
Minutes/game: 7.7
Points/game: 2.0
FG Pct: 23.1
3FG Pct: 25.0
FT Pct: 68.8

Rebounds/game: 2.1
Assists/game: 0.3
Turnovers/game: 0.7
Assist/turnover ratio: 0.5
Steals/game: 0.4
Blocks/game: 0.2

CAREER STATISTICS

Year	GP	GS	Min	Avg	FG	FGA	Pct	3FG	FGA	Pct	FT	FTA	Pct	Off	Def	Tot	Avg	PF	FO	Ast	TO	Blk	Stl	Pts	Avg
2013-14*	19	0	95	5.0	7	9	.778	0	1	.000	3	10	.300	5	16	21	1.1	9	0	1	7	5	1	17	0.9
2014-15*	3	0	11	3.7	0	1	.000	0	1	.000	0	0	.000	0	1	1	0.3	0	0	0	1	0	0	0	0.0
2015-16*	Transfer/Injury																								
2016-17*	32	8	479	15.0	42	83	.506	3	14	.214	57	67	.851	34	102	136	4.3	71	4	28	50	28	7	144	4.5
2017-18	9	0	69	7.7	3	13	.231	1	4	.250	11	16	.688	6	13	19	2.1	10	0	3	6	2	4	18	2.0
All*	63	8	654	10.4	52	106	.491	4	20	.200	71	93	.763	45	132	177	2.8	90	4	32	64	35	12	179	2.8

* Statistics from prior team/school



5 ETHAN CHARGOIS F, 6-9, 235, FR - HS Tulsa, Oklahoma Union HS

2017-18 (Freshman): Had 16 points (6-10 FG, 2-3 3FG), 7 rebounds, 3 assists, 3 blocks and 2 steals in the win vs [-/rv] Boise State 12/18...Had 21 points (8-13 FG, 2-5 3FG, 3-3 FT) and 7 rebounds at [20/20] TCU 12/5...Team-high 21 points (8-12 FG, 3-4 3FG, 2-2 FT) with 5 rebounds, 2 assists & a block vs Western Kentucky 11/24... Had 12 points (including SMU's first 11 of the second half) with 3 rebounds, an assist and a steal in the win vs [2/4] Arizona 11/23...23 points & 9 rebounds in win vs ULM 11/12...Had 15 points and 8 rebounds in collegiate debut vs UMBC 11/10... **AWARDS:** AAC Rookie of the Week (Nov. 13, Dec. 18)

2017 Summer Tour (Canada - Aug. 7-14): Averaged 11.0 points and 3.5 rebounds in two games while hitting 9-19 FGs (.474).

HIGHS	SEASON	AAC GAME	CONF. TOUR./POST
MINUTES	32, vs Western Ky. 11/24/17 32, [-/rv] Boise St 12/18/17	27, UCF 12/27/17	
FG	8, ULM 11/12/17 8, vs Western Ky. 11/24/17 8, at [20/20] TCU 12/5/17	3, UCF 12/27/17 3, USF 12/31/17	
FGA	13, at [20/20] TCU 12/5/17	9, UCF 12/27/17	
3FG	3, ULM 11/12/17 3, vs Western Ky. 11/24/17 3, Cal Poly 12/19/17	2, UCF 12/27/17	
3FGA	6, UCF 12/27/17	6, UCF 12/27/17	
FT	5, UMBC 11/10/17	1, UCF 12/27/17 1, USF 12/31/17	
FTA	7, UMBC 11/10/17	2, UCF 12/27/17 2, USF 12/31/17	
REBOUNDS	9, ULM 11/12/17	6, USF 12/31/17	
ASSISTS	3, New Orleans 12/13/17 3, [-/rv] Boise St 12/18/17	2, USF 12/31/17	
BLOCKS	4, New Orleans 12/13/17	2, UCF 12/27/17	
STEALS	2, [-/rv] Boise St 12/18/17 2, UCF 12/27/17	2, UCF 12/27/17	
POINTS	23, ULM 11/12/17	9, UCF 12/27/17	

2017-18 GAME-BY-GAME STATISTICS

Opponent	Date	GS	Min	FG	FGA	Pct	3FG	FGA	Pct	FT	FTA	Pct	Off	Def	Tot	Avg	PF	FO	A	TO	Blk	Stl	Pts	Avg	
UMBC	11/10/17	*	29	4	7	.571	2	5	.400	5	7	.714	2	6	8	8.0	3	0	1	2	0	0	15	15.0	
ULM	11/12/17	*	26	8	12	.667	3	5	.600	4	4	1.000	2	7	9	8.5	2	0	0	1	1	0	23	19.0	
NORTHWESTERN STATE	11/15/17	*	17	4	6	.667	1	2	.500	1	2	.500	4	3	7	8.0	4	0	0	0	1	1	10	16.0	
UAPB	11/18/17	*	10	1	1	1.000	0	0	.000	2	4	.500	0	4	4	7.0	4	0	1	1	1	1	4	13.0	
vs UNI	11/22/17	*	11	0	3	.000	0	3	.000	0	0	.000	0	0	0	5.6	2	0	1	1	1	0	0	10.4	
vs Arizona	11/23/17	*	14	4	9	.444	2	4	.500	2	3	.667	1	2	3	5.2	4	0	1	1	0	1	12	10.7	
vs Western Kentucky	11/24/17	*	32	8	12	.667	3	4	.750	2	2	1.000	1	4	5	5.1	1	0	2	3	1	0	21	12.1	
UTRGV	11/28/17	*	26	5	8	.625	2	5	.400	3	4	.750	0	5	5	5.1	2	0	2	1	0	0	15	12.5	
USC	12/02/17	*	25	2	8	.250	0	2	.000	2	6	.333	4	2	6	5.2	4	0	2	1	0	0	6	11.8	
at TCU	12/05/17	*	28	8	13	.615	2	5	.400	3	3	1.000	3	4	7	5.4	4	0	1	2	0	1	21	12.7	
NEW ORLEANS	12/13/17	*	30	5	10	.500	2	4	.500	4	5	.800	2	6	8	5.6	2	0	3	2	4	0	16	13.0	
BOISE STATE	12/18/17	*	32	6	10	.600	2	3	.667	2	3	.667	2	5	7	5.8	3	0	3	3	3	2	16	13.3	
CAL POLY	12/19/17	*	22	5	10	.500	3	6	.500	0	0	.000	2	2	4	5.6	2	0	1	1	0	1	13	13.2	
UCF	12/27/17	*	27	3	9	.333	2	6	.333	1	2	.500	2	3	5	5.6	2	0	1	3	2	2	9	12.9	
USF	12/31/17	*	21	3	6	.500	1	3	.333	1	2	.500	0	6	6	5.6	0	0	2	1	0	1	8	12.6	
Totals			15	350	66	124	.532	25	57	.439	32	47	.681	25	59	84	5.6	39	0	21	23	14	10	189	12.6

Games played: 15
Minutes/game: 23.3
Points/game: 12.6
FG Pct: 53.2
3FG Pct: 43.9
FT Pct: 68.1

Rebounds/game: 5.6
Assists/game: 1.4
Turnovers/game: 1.5
Assist/turnover ratio: 0.9
Steals/game: 0.7
Blocks/game: 0.9

Ethan Chargois - 5

SMU Best Season 3FG Pct (40.0%+) (Since 1986-87)

Minimum 20 Made

---	60.7	Ben Emelogu II (Sr.), 2017-18
1	53.6	Sterling Brown (Jr.), 2015-16 (30-56)
2	53.2	Eric Longino (Sr.), 1988-89 (50-94)
3	49.7	Robert Nyakundi (Jr.), 2010-11 (97-195)
4	47.6	Troy Dornier (Sr.), 1993-94 (39-82)
5	47.5	Scott Johnson (Sr.), 1986-87 (44-99)
6	45.7	Lavardicus Atkins (Fr.), 2000-01 (21-46)
7	45.3	Todd Alexander (Jr.), 1987-88 (82-181)
	45.3	Ike Ofoegbu (Sr.), 2006-07 (29-64)
9	44.9	Sterling Brown (Sr.), 2016-17 (61-136)
10	44.4	Sterling Brown (So.), 2014-15 (20-45)
	44.4	Jarrey Foster (So.), 2016-17 (32-72)
---	43.9	Ethan Chargois (Fr.), 2017-18
12	43.6	Nic Moore (So.), 2013-14 (72-165)
13	42.6	Shake Milton (Fr.), 2015-16 (52-122)
14	42.4	Semi Ojeleye (Jr.), 2016-17 (73-172)
15	42.3	Shake Milton (So.), 2016-17 (82-194)
16	41.8	Stephen Woods (So.), 1997-98 (74-177)
	41.8	Brian Bernardi (Fr.), 2012-13 (23-55)
18	41.7	Carlton McKinney (Sr.), 1987-88 (35-84)
19	41.6	Nic Moore (Jr.), 2014-15 (77-185)
20	41.4	Robert Nyakundi (Sr.), 2011-12 (84-203)
21	41.3	Nic Moore (Sr.), 2015-16 (76-184)
22	40.9	Rodney Clinkscales (So.), 2009-10 (27-66)
23	40.7	Chad Allen (Jr.), 1992-93 (44-108)
24	40.4	Bryan Hopkins (Jr.), 2003-04 (84-208)
	40.4	Mike Walker (Jr.), 2009-10 (21-52)
26	40.3	Jon Killen (Sr.), 2007-08 (75-186)
27	40.0	Chad Allen (Fr.), 1990-91 (36-90)
	40.0	Robert Nyakundi (So.), 2009-10 (46-115)
---	39.1	Shake Milton (Jr.), 2017-18



3
WILLIAM
DOUGLAS
G, 6-5, 180, FR - HS
Memphis, Tennessee
Christian Brothers

2017-18 (Freshman):

2017 Summer Tour (Canada - Aug. 7-14): Averaged 4.0 points, 4.3 rebounds, 2.0 assists and 1.0 steals...had 10 points, 5 rebounds, 3 steals and 2 assists in the opener at McGill.


HIGHS	SEASON	AAC GAME	CONF. TOUR./POST
MINUTES	24, UTRGV 11/28/17	11, USF 12/31/17	
FG	2, Northwestern St 11/15/17	1, USF 12/31/17	
FGA	6, Northwestern St 11/15/17	3, USF 12/31/17	
3FG	2, Northwestern St 11/15/17		
3FGA	4, Northwestern St 11/15/17		
FT	4, [-/v] Boise St 12/18/17		
FTA	4, [-/v] Boise St 12/18/17	1, USF 12/31/17	
REBOUNDS	5, vs Western Ky. 11/24/17	2, USF 12/31/17	
ASSISTS	4, UAPB 11/18/17	1, USF 12/31/17	
BLOCKS	1, ULM 11/12/17		
	1, Northwestern St 11/15/17		
STEALS	3, vs Western Ky. 11/24/17		
	3, [14/18] USC 12/2/17		
POINTS	8, Northwestern St 11/15/17	2, USF 12/31/17	

2017-18 GAME-BY-GAME STATISTICS

Opponent	Date	GS	Min	FG	FGA	Pct	3FG	FGA	Pct	FT	FTA	Pct	Off	Def	Tot	Avg	PF	FO	A	TO	Blk	Stl	Pts	Avg	
UMBC	11/10/17		8	0	2	.000	0	0	.000	0	0	.000	1	0	1	1.0	3	0	1	1	0	1	0	0.0	
ULM	11/12/17		17	1	1	1.000	1	1	1.000	2	2	1.000	0	0	0	0.5	1	0	0	2	1	0	5	2.5	
NORTHWESTERN STATE	11/15/17		23	2	6	.333	2	4	.500	2	2	1.000	0	3	3	1.3	2	0	1	2	1	0	8	4.3	
UAPB	11/18/17		21	0	1	.000	0	0	.000	2	2	1.000	0	2	2	1.5	2	0	4	1	0	1	2	3.8	
vs UNI	11/22/17		4	0	1	.000	0	1	.000	0	0	.000	0	1	1	1.4	1	0	0	0	0	0	0	3.0	
vs Arizona	11/23/17		10	1	1	1.000	0	0	.000	0	0	.000	1	1	2	1.5	3	0	0	0	0	0	2	2.8	
vs Western Kentucky	11/24/17		10	0	2	.000	0	1	.000	0	0	.000	2	3	5	2.0	2	0	1	1	0	3	0	2.4	
UTRGV	11/28/17		24	1	1	1.000	1	1	1.000	2	2	1.000	1	2	3	2.1	1	0	2	1	0	1	5	2.8	
USC	12/02/17		14	0	1	.000	0	1	.000	0	2	.000	0	1	1	2.0	3	0	2	0	0	3	0	2.4	
at TCU	12/05/17		11	0	0	.000	0	0	.000	0	0	.000	0	0	0	1.8	5	1	0	0	0	1	0	2.2	
NEW ORLEANS	12/13/17		21	1	4	.250	0	3	.000	0	0	.000	0	0	0	1.6	2	0	1	0	0	1	2	2.2	
BOISE STATE	12/18/17		5	0	0	.000	0	0	.000	4	4	1.000	0	1	1	1.6	0	0	0	0	0	0	4	2.3	
CAL POLY	12/19/17		9	0	0	.000	0	0	.000	0	0	.000	0	0	0	1.5	2	0	0	1	0	0	0	2.2	
UCF	12/27/17		3	0	0	.000	0	0	.000	0	0	.000	0	1	1	1.4	1	0	0	0	0	0	0	2.0	
USF	12/31/17		11	1	3	.333	0	0	.000	0	1	.000	2	0	2	1.5	0	0	1	4	0	0	2	2.0	
Totals			0	191	7	.23	.304	4	.12	.333	12	.15	.800	7	15	22	1.5	28	1	13	13	2	11	30	2.0

Games played: 15
Minutes/game: 12.7
Points/game: 2.0
FG Pct: 30.4
3FG Pct: 33.3
FT Pct: 80.0

Rebounds/game: 1.5
Assists/game: 0.9
Turnovers/game: 0.9
Assist/turnover ratio: 1.0
Steals/game: 0.7
Blocks/game: 0.1



21 BEN EMELOGU II G, 6-5, 215, SR - 2L Grand Prairie, Texas South Grand Prairie HS Virginia Tech

2017-18 (Senior): Perfect 6-6 FG, 5-5 3FG, 2-2 FT for 19 points vs Cal Poly 12/19...Had 16 points (6-7 FG, 4-5 3FG) with 6 rebounds and 3 steals in a career-high 40 minutes in the win over [14/18] USC 12/2...Team-high and SMU career-high 20 points (7-11 FG, 5-7 3FG) with 5 rebounds and 2 steals in the win vs [2/4] Arizona 11/23/17... **AWARDS:** AAC Weekly Honor Roll (Dec. 26)

2017 Summer Tour (Canada - Aug. 7-14): Averaged 11.3 points, 5.7 rebounds and 1.0 assists while hitting 13-26 FGs (.500) and 7-15 3FGs (.467)... Had 17 points (6-11 FG, 4-7 3FG, 1-1 FT), 5 rebounds and an assist in the finale vs. M.A.D.E. of the Crown League.

2016-17 (Junior): Played in all 35 games, started 3... Averaged 4.3 points and 2.7 rebounds... **GAME HIGHLIGHTS:** Had 6 points, including a halftime buzzer-beating 3-pointer from 30-plus feet, with 3 rebounds and 2 assists in the AAC title game win vs. 15/18 Cincinnati 3/12...Had 11 points (9 in second half) with 2 rebounds, 2 assists and a steal in the win vs. [11/11] Cincinnati 2/12...Started and played a career-high 37 minutes, recording 5 points, 4 assists, 4 rebounds, 2 steals and a block in the win at UCF 1/25...Season-high 13 points (5-6 FG, 3-4 3FG) with 5 rebounds, 4 assists and a steal in win vs. Houston 1/21...**AWARDS:** Named AAC Co-Sixth Man of the Year (March 7).

2015-16 (Redshirt): Missed the season due to injury.

2015 Summer: Played for the Global Sports Academy U.S. team during its Goodwill Tour. The team went 5-0 on the tour with games in Belgium, Germany, England and the

HIGHS	SEASON	CAREER	CONF. GAME	CONF. TOUR/POST
MINUTES	40, [14/18] USC 12/2/17	40, [14/18] USC 12/2/17	39, UCF 12/27/17	29(VT),vs Miami (FL) 3/12/14
FG	7, vs [2/4] Arizona 11/23/17	7 (VT), West Virginia 11/12/13 7 (VT), vs. Seton Hall 11/23/13 7 (VT), Maryland 2/1/14 7, vs [2/4] Arizona 11/23/17	7 (VT), Maryland 2/1/14	3 (VT),vs Miami (FL) 3/12/14
FGA	11, vs [2/4] Arizona 11/23/17	16 (VT), West Virginia 11/12/13 14 (VT), at Miami (FL) 12/8/13	14 (VT), at Miami (FL) 12/8/13	6 (VT),vs Miami (FL) 3/12/14
3FG	5, Northwestern St 11/15/17 5, vs [2/4] Arizona 11/23/17 5, Cal Poly 12/19/17	5, Northwestern St 11/15/17 5, vs [2/4] Arizona 11/23/17 5, Cal Poly 12/19/17	3 (VT), Maryland 2/1/14 3, UCF 1/31/15 3, Houston 1/21/17	2 (VT),vs Miami (FL) 3/12/14 2,v 15/18 Cincinnati 3/12/17
3FGA	7, Northwestern St 11/15/17 7, UAPB 11/18/17 7, vs [2/4] Arizona 11/23/17	8 (VT), [2/2] Syracuse 1/7/14	8 (VT), [2/2] Syracuse 1/7/14	4 (VT),vs Miami (FL) 3/12/14
FT	3, at [20/20] TCU 12/5/17	5 (VT), West Virginia 11/12/13 5 (VT), vs VCU 12/21/13	4 (VT), Maryland 2/1/14	2, at Connecticut 3/15/15
FTA	5, at [20/20] TCU 12/5/17	6 (VT), West Virginia 11/12/13 6 (VT), Western Carolina 11/15/13 6 (VT), vs VCU 12/21/13	5 (VT), [14/13] Virginia 2/18/14	2, at Connecticut 3/15/15 2, vs. UCLA 3/19/15
REBOUNDS	10, UAPB 11/18/17	10, UAPB 11/18/17	7, UCF 12/27/17	4 (VT),vs Miami (FL) 3/12/14 4, at Connecticut 3/15/15
ASSISTS	6, UCF 12/27/17	9 (VT), Md.-E. Shore 12/31/13	6, East Carolina 2/1/17 6, UCF 12/27/17	3, vs. UCLA 3/19/15
BLOCKS	1, Cal Poly 12/19/17 1, UCF 12/27/17	3 (VT), West Virginia 11/12/13	1 (VT), Miami (FL) 2/15/14 1, at UCF 1/25/17 1, UCF 12/27/17	
STEALS	3, [14/18] USC 12/2/17 3, at [20/20] TCU 12/5/17 3, UCF 12/27/17	4, East Carolina 2/1/17	4, East Carolina 2/1/17	1, vs. Temple 3/14/15 1, vs. [h-v] USC 3/17/17
POINTS	20, vs [2/4] Arizona 11/23/17	22 (VT), West Virginia 11/12/13 21 (VT), Maryland 2/1/14		8 (VT),vs Miami (FL) 3/12/14
DOUBLE-DOUBLES				
1- UAPB 11/18/17 (13 pts, 10 rebs)				

Netherlands. He was on the same team as Semi Ojeleye.

2014-15 (Sophomore): Played in 34 games, started 4... Averaged 2.8 points & 1.8 rebounds.... 20 steals.

2013-14 (Freshman at Virginia Tech): Team captain...Played in 22 games with 12 starts, averaging 10.5 points, 3.1 rebounds and 1.9 assists in 27.2 minutes.

2017-18 GAME-BY-GAME STATISTICS

Opponent	Date	GS	Min	FG	FGA	Pct	3FG	FGA	Pct	FT	FTA	Pct	Off	Def	Tot	Avg	PF	FO	A	TO	Blk	Stl	Pts	Avg	
UMBC	11/10/17	*	27	2	4	.500	2	3	.667	1	2	.500	0	4	4	4.0	4	0	1	0	0	0	7	7.0	
ULM	11/12/17	*	20	2	6	.333	2	3	.667	0	0	.000	1	4	5	4.5	4	0	2	1	0	0	6	6.5	
NORTHWESTERN STATE	11/15/17	*	30	6	9	.667	5	7	.714	0	0	.000	3	6	9	6.0	1	0	1	0	0	1	17	10.0	
UAPB	11/18/17	*	28	4	8	.500	3	7	.429	2	4	.500	2	8	10	7.0	2	0	5	1	0	0	13	10.8	
vs UNI	11/22/17	*	38	3	10	.300	1	4	.250	2	2	1.000	1	3	4	6.4	3	0	2	2	0	2	9	10.4	
vs Arizona	11/23/17	*	32	7	11	.636	5	7	.714	1	3	.333	2	3	5	6.2	4	0	0	0	0	2	20	12.0	
vs Western Kentucky	11/24/17	*	29	1	5	.200	0	2	.000	0	1	.000	1	6	7	6.3	4	0	4	4	0	0	2	10.6	
UTRGV	11/28/17	*	31	2	6	.333	1	2	.500	0	0	.000	1	5	6	6.3	2	0	2	0	0	1	5	9.9	
USC	12/02/17	*	40	6	7	.857	4	5	.800	0	0	.000	2	4	6	6.2	1	0	0	2	0	3	16	10.6	
at TCU	12/05/17	*	35	3	9	.333	1	4	.250	3	5	.600	3	1	4	6.0	4	0	2	4	0	3	10	10.5	
NEW ORLEANS	12/13/17	*	24	4	6	.667	3	3	1.000	2	2	1.000	0	2	2	5.6	4	0	1	1	0	0	13	10.7	
BOISE STATE	12/18/17	*	32	4	5	.800	3	4	.750	1	2	.500	0	5	5	5.6	3	0	2	1	0	0	12	10.8	
CAL POLY	12/19/17	*	28	6	6	1.000	5	5	1.000	2	2	1.000	0	2	2	5.3	1	0	1	1	1	0	19	11.5	
UCF	12/27/17	*	39	2	5	.400	1	2	.500	0	0	.000	2	5	7	5.4	2	0	6	2	1	3	5	11.0	
USF	12/31/17	*	24	1	3	.333	1	3	.333	0	0	.000	1	2	3	5.3	0	0	0	1	0	2	3	10.5	
Totals			15	457	53	100	.530	37	61	.607	14	23	.609	19	60	79	5.3	39	0	29	20	2	17	157	10.5

Games played: 15
Minutes/game: 30.5
Points/game: 10.5
FG Pct: 53.0
3FG Pct: 60.7
FT Pct: 60.9

Rebounds/game: 5.3
Assists/game: 1.9
Turnovers/game: 1.3
Assist/turnover ratio: 1.5
Steals/game: 1.1
Blocks/game: 0.1

CAREER STATISTICS

Year	GP	GS	Min	Avg	FG	FGA	Pct	3FG	FGA	Pct	FT	FTA	Pct	Off	Def	Tot	Avg	PF	FO	Ast	TO	Blk	Stl	Pts	Avg
2013-14*	22	12	599	27.2	80	202	.396	40	108	.370	32	47	.681	11	57	68	3.1	48	1	41	34	5	13	232	10.5
2014-15	34	4	516	15.2	31	112	.277	16	60	.267	16	22	.727	7	55	62	1.8	45	0	34	29	7	20	94	2.8
2015-16	Redshirt																								
2016-17	35	3	726	20.7	55	165	.333	26	89	.292	14	26	.538	23	71	94	2.7	66	1	64	38	3	26	150	4.3
2017-18	15	15	457	30.5	53	100	.530	37	61	.607	14	23	.609	19	60	79	5.3	39	0	29	20	2	17	157	10.5
TOTAL	84	22	1699	20.2	139	377	.369	79	210	.376	44	71	.620	49	186	235	2.8	150	1	127	87	12	63	401	4.8
All*	106	34	2298	21.7	219	579	.378	119	318	.374	76	118	.644	60	243	303	2.9	198	2	168	121	17	76	633	6.0

* Statistics from prior team/school

Ben Emelogu II - 21

SMU Best Season 3FG Pct (40.0%+) (Since 1986-87)

Minimum 20 Made


---	60.7	Ben Emelogu II (Sr.), 2017-18
1	53.6	Sterling Brown (Jr.), 2015-16 (30-56)
2	53.2	Eric Longino (Sr.), 1988-89 (50-94)
3	49.7	Robert Nyakundi (Jr.), 2010-11 (97-195)
4	47.6	Troy Dörner (Sr.), 1993-94 (39-82)
5	47.5	Scott Johnson (Sr.), 1986-87 (44-99)
6	45.7	Lavardicus Atkins (Fr.), 2000-01 (21-46)
7	45.3	Todd Alexander (Jr.), 1987-88 (82-181)
	45.3	Ike Ofoegbu (Sr.), 2006-07 (29-64)
9	44.9	Sterling Brown (Sr.), 2016-17 (61-136)
10	44.4	Sterling Brown (So.), 2014-15 (20-45)
	44.4	Jarrey Foster (So.), 2016-17 (32-72)
---	43.9	Ethan Chargois (Fr.), 2017-18
12	43.6	Nic Moore (So.), 2013-14 (72-165)
13	42.6	Shake Milton (Fr.), 2015-16 (52-122)
14	42.4	Semi Ojeleye (Jr.), 2016-17 (73-172)
15	42.3	Shake Milton (So.), 2016-17 (82-194)
16	41.8	Stephen Woods (So.), 1997-98 (74-177)
	41.8	Brian Bernardi (Fr.), 2012-13 (23-55)
18	41.7	Carlton McKinney (Sr.), 1987-88 (35-84)
19	41.6	Nic Moore (Jr.), 2014-15 (77-185)
20	41.4	Robert Nyakundi (Sr.), 2011-12 (84-203)
21	41.3	Nic Moore (Sr.), 2015-16 (76-184)
22	40.9	Rodney Clinkscales (So.), 2009-10 (27-66)
23	40.7	Chad Allen (Jr.), 1992-93 (44-108)
24	40.4	Bryan Hopkins (Jr.), 2003-04 (84-208)
	40.4	Mike Walker (Jr.), 2009-10 (21-52)
26	40.3	Jon Killen (Sr.), 2007-08 (75-186)
27	40.0	Chad Allen (Fr.), 1990-91 (36-90)
	40.0	Robert Nyakundi (So.), 2009-10 (46-115)
---	39.1	Shake Milton (Jr.), 2017-18

SMU Career 3FG Pct. - 36.0%+ (min. 50 made)

1	47.3	Eric Longino (62-131), 1987-89
2	45.1	Sterling Brown (128-284), 2013-17
3	43.4	Robert Nyakundi (267-615), 2008-12
4	42.4	Semi Ojeleye (73-172), 2016-
5	42.2	Todd Alexander (92-218), 1987-89
6	42.1	Nic Moore (225-534), 2013-16
7	41.7	Shake Milton (170-408), 2015-
8	41.1	Troy Dörner (51-124), 1991-94
9	40.0	Carlton McKinney (64-160), 1986-88
10	39.2	Rodney Clinkscales (87-222), 2009-12
11	38.9	Jon Killen (119-306), 2004-08
12	38.8	Jarrey Foster (62-160), 2015-
13	37.8	Chad Allen (161-426), 1990-94
14	37.6	Kato Armstrong (50-133), 1985-89
	37.6	Ben Emelogu II (79-210), 2014-
16	37.3	Jay Poerner (57-153), 1994-98
17	37.1	Keith Frazier (79-213), 2013-
18	36.3	Stephen Woods (273-752), 1996-00
19	36.2	London Giles (63-174), 2010-13
20	36.0	Bryan Hopkins (256-712), 2002-06

Career 3FG Made - 70+ (Games Played)

1	273	Stephen Woods, 1996-00
2	267	Robert Nyakundi, 2008-12
3	256	Bryan Hopkins, 2002-06
4	225	Nic Moore, 2013-16
5	220	Troy Matthews, 1993-97
6	170	Quinton Ross, 1999-03
	170	Shake Milton, 2015-
8	161	Chad Allen, 1990-94
9	133	Jeryl Sasser, 1997-01
10	131	Mike Walker, 2007-11
11	128	Sterling Brown, 2013-17
12	121	Jemell Rich, 1994-97
13	119	Jon Killen, 2004-08
14	107	Damon Hancock, 1998-02
15	103	Derrick Roberts, 2004-08
16	99	Jabari Hearn, 1993-97
17	95	Chad Elsey, 1997-99
18	92	Todd Alexander, 1987-89
19	87	Rodney Clinkscales, 2009-12
20	81	Dez Willingham, 2005-07
21	79	Gerald Lewis, 1989-93
	79	Keith Frazier, 2013
	79	Ben Emelogu II, 2014-
24	73	Jeremiah Samarríppas, 2010-12
	73	Semi Ojeleye, 2016-



10 JARREY FOSTER G, 6-6, 220, JR - 2L Houston, Texas North Shore HS

2017-18 (Junior): Had 19 points, 5 rebounds, 4 assists, 2 steals and a block in 40 minutes at [20/20] TCU 12/5...Had 13 points, 9 rebounds, 3 assists, a steal and a block, playing all 40 minutes in win over [14/18] USC 12/2...Played 39 minutes with 4 blocked shots, 6 points, 6 rebounds, 5 assists and 2 steals in win vs [2/4] Arizona 11/23...Tied career high 19 points (8-14 FG, 3-5 3FG) w/ 5 rebounds, 2 blocks and a steal vs Northern Iowa 11/22/17.

2017 Summer Tour (Canada - Aug. 7-14): Averaged 13.0 points and 3.5 rebounds while hitting 8-10 FGs in two games... had 17 points and 5 rebounds in the opener at McGill.

2016-17 (Sophomore): Averaged 9.9 points and 5.2 rebounds... FG% 53.3 (3rd AAC), 3FG% 44.4... 15 double-digit scoring performances... GAME HIGHLIGHTS: Had 13 points, 6 rebounds and a career-high 4 blocks in the AAC title game win vs. 15/18 Cincinnati 3/12...Had 16 points (4-4 FG, 2-2 3FG, 6-10 FT) with 6 rebounds, 5 assists and 3 blocks in the win against Memphis 3/4...Had 11 points and a season-high 6 rebounds with 4 assists and a steal in the win vs. [rv/rv] TCU 12/7...Career-high 18 points (8-9 FG, 1-1 3FG, 1-1 FT) with 3 rebounds and 2 assists vs. Eastern Michigan 11/13... SEASON RECORDS: Season 3FG% 44.4 (T-10th).

Summer 2016: Played on a Global Sports Academy U.S. team for the 2016 Men's Basketball Goodwill Tour in Croatia. He was on the same trip as SMU teammates Semi

HIGHS	SEASON	CAREER	CONF. GAME	CONF. TOUR/POST
MINUTES	40, [14/18] USC 12/2/17 40, at [20/20] TCU 12/5/17	40, [14/18] USC 12/2/17 40, at [20/20] TCU 12/5/17	37, Temple 1/4/17	38,v15/18 Cincinnati 3/12/17
FG	8, v Northern Iowa 11/22/17 8, v Western Ky. 11/24/17	9, Tulane 2/15/17 9, Tulsa 3/2/17	9, Tulane 2/15/17 9, Tulsa 3/2/17	5,v 15/18 Cincinnati 3/12/17
FGA	17, vs [2/4] Arizona 11/23/17	17, vs [2/4] Arizona 11/23/17	13, Tulane 2/15/17 13, UCF 12/27/17	8,v 15/18 Cincinnati 3/12/17
3FG	3, v Northern Iowa 11/22/17 3, UTRGV 11/28/17	4, USF 1/7/17	4, USF 1/7/17	2,v 15/18 Cincinnati 3/12/17
3FGA	6, New Orleans 12/13/17	6, USF 1/7/17 6, New Orleans 12/13/17	6, USF 1/7/17	4,v 15/18 Cincinnati 3/12/17
FT	5, UMBC 11/10/17	6, Memphis 3/4/17	6, Memphis 3/4/17	5, vs East Carolina 3/10/17
FTA	9, UMBC 11/10/17	10, Memphis 3/4/17	10, Memphis 3/4/17	9, vs East Carolina 3/10/17
REBOUNDS	9, [14/18] USC 12/2/17 9, UCF 12/27/17	12, USF 1/7/17	12, USF 1/7/17	8, vs UCF 3/11/17
ASSISTS	5, Northwestern St 11/15/17 5, vs [2/4] Arizona 11/23/17 5, New Orleans 12/13/17 5, Cal Poly 12/19/17	7, vs. UCSB 11/22/16	5, Memphis 3/4/17	2, vs. [rv/rv] USC 3/17/17
BLOCKS	4, Northwestern St 11/15/17 4, vs [2/4] Arizona 11/23/17	4,v 15/18 Cincinnati 3/12/17 4, Northwestern St 11/15/17 4, vs [2/4] Arizona 11/23/17	3, at East Carolina 12/31/16 3, Memphis 3/4/17 3, UCF 12/27/17	4,v 15/18 Cincinnati 3/12/17
STEALS	2, vs [2/4] Arizona 11/23/17 2, at [20/20] TCU 12/5/17	2, UCF 1/10/16 2, Gardner-Webb 11/11/16 2, vs. UCSB 11/22/16 2, Delaware St. 12/4/16 2, Tulane 2/15/17 2, at Houston 2/18/17 2, vs [2/4] Arizona 11/23/17 2, at [20/20] TCU 12/5/17	2, UCF 1/10/16 2, Tulane 2/15/17 2, at Houston 2/18/17	
POINTS	19, Northwestern St 11/15/17 19, v Northern Iowa 11/22/17 19, UTRGV 11/28/17 19, at [20/20] TCU 12/5/17	19, at Tulane 1/15/17 19, Tulane 2/15/17 19, Northwestern St 11/15/17 19, v Northern Iowa 11/22/17 19, UTRGV 11/28/17 19, at [20/20] TCU 12/5/17	19, at Tulane 1/15/17 19, Tulane 2/15/17	13,v15/18 Cincinnati 3/12/17
DOUBLE-DOUBLES		1 - USF 1/7/17 (17 pts, 12 rebs)		

Ojeleye and Shake Milton.

2015-16 (Freshman): Played in all 30 games, started 1... Averaged 4.9 points, 3.4 rebounds, 1.3 assists.

2017-18 GAME-BY-GAME STATISTICS

Opponent	Date	GS	Min	FG	FGA	Pct	3FG	FGA	Pct	FT	FTA	Pct	Off	Def	Tot	Avg	PF	FO	A	TO	Blk	Stl	Pts	Avg	
UMBC	11/10/17	*	37	6	11	.545	0	2	.000	5	9	.556	6	2	8	8.0	2	0	3	2	2	0	17	17.0	
ULM	11/12/17	*	34	6	10	.600	2	5	.400	1	2	.500	1	5	6	7.0	3	0	3	0	1	1	15	16.0	
NORTHWESTERN STATE	11/15/17	*	27	7	14	.500	2	4	.500	3	4	.750	2	2	4	6.0	2	0	5	1	4	0	19	17.0	
UAPB	11/18/17	*	32	3	10	.300	0	4	.000	1	2	.500	2	3	5	5.8	2	0	2	1	0	0	7	14.5	
vs UNI	11/22/17	*	38	8	14	.571	3	5	.600	0	0	.000	4	1	5	5.6	0	0	0	2	2	1	19	15.4	
vs Arizona	11/23/17	*	39	2	17	.118	1	4	.250	1	2	.500	5	1	6	5.7	1	0	5	0	4	2	6	13.8	
vs Western Kentucky	11/24/17	*	36	8	11	.727	1	2	.500	0	0	.000	3	3	6	5.7	2	0	2	2	0	1	17	14.3	
UTRGV	11/28/17	*	23	7	11	.636	3	3	1.000	2	2	1.000	1	1	2	5.3	3	0	3	1	0	0	19	14.9	
USC	12/02/17	*	40	6	13	.462	0	1	.000	1	3	.333	4	5	9	5.7	2	0	3	0	1	1	13	14.7	
at TCU	12/05/17	*	40	7	9	.778	2	3	.667	3	4	.750	2	3	5	5.6	1	0	4	2	1	2	19	15.1	
NEW ORLEANS	12/13/17	*	33	6	12	.500	2	6	.333	0	0	.000	1	4	5	5.5	1	0	5	3	0	1	14	15.0	
BOISE STATE	12/18/17	*	33	3	10	.300	1	4	.250	2	2	1.000	1	2	3	5.3	3	0	4	3	1	1	9	14.5	
CAL POLY	12/19/17	*	28	1	5	.200	0	2	.000	4	4	1.000	3	3	6	5.4	2	0	5	4	0	0	6	13.8	
UCF	12/27/17	*	34	7	13	.538	0	2	.000	0	1	.000	6	3	9	5.6	1	0	0	2	3	1	14	13.9	
USF	12/31/17	*	28	5	10	.500	0	1	.000	2	2	1.000	2	6	8	5.8	4	0	2	0	1	0	12	13.7	
Totals			15	502	82	170	.482	17	48	.354	25	37	.676	43	44	87	5.8	29	0	46	23	20	11	206	13.7

Games played: 15
Minutes/game: 33.5
Points/game: 13.7
FG Pct: 48.2
3FG Pct: 35.4
FT Pct: 67.6

Rebounds/game: 5.8
Assists/game: 3.1
Turnovers/game: 1.5
Assist/turnover ratio: 2.0
Steals/game: 0.7
Blocks/game: 1.3

CAREER STATISTICS

Year	GP	GS	Min	Avg	FG	FGA	Pct	3FG	FGA	Pct	FT	FTA	Pct	Off	Def	Tot	Avg	PF	FO	Ast	TO	Blk	Stl	Pts	Avg
2015-16	30	1	522	17.4	55	127	.433	13	40	.325	24	48	.500	42	59	101	3.4	48	0	40	28	11	10	147	4.9
2016-17	34	32	1005	29.6	130	244	.533	32	72	.444	44	76	.579	80	96	176	5.2	81	2	73	43	28	21	336	9.9
2017-18	15	15	502	33.5	82	170	.482	17	48	.354	25	37	.676	43	44	87	5.8	29	0	46	23	20	11	206	13.7
TOTAL	79	48	2029	25.7	267	541	.494	62	160	.388	93	161	.578	165	199	364	4.6	158	2	159	94	59	42	689	8.7

Jarrey Foster - 10

SMU Career FG Pct. - 49.0%+ (min. 250 made)

1	62.6	Terry Williams (383-612), 1983-87
2	55.9	Jon Koncak (713-1276), 1981-85
3	55.8	Larry Davis (731-1311), 1981-85
4	55.5	Ira Terrell (757-1364), 1972-76
	55.5	Bamba Fall (324-584), 2005-09
6	55.3	Eric Castro (432-781), 2001-05
7	53.9	Ben Moore (459-852), 2013-17
8	53.6	John Colborne (382-713), 1985-90
9	53.5	Glenn Puddy (289-540), 1984-86,87-89
10	53.1	Markus Kennedy (400-754), 2013-16
11	52.1	Cannen Cunningham (314-603), 2011-15
12	51.9	Eric Longino (391-754), 1987-89
13	51.8	Papa Dia (549-1059), 2007-11
14	50.4	Sterling Brown (394-782), 2013-17
15	50.3	Tim Mason (549-1091), 1989-93
16	49.9	David Piehler (595-1192), 1979-83
17	49.8	Patrick Simpson (491-986), 2001-05
18	49.5	Butch Moore (437-883), 1982-86
	49.5	Carroll Hooser (481-972), 1963-66
20	49.4	Lynn Phillips (425-860), 1966-69
	49.4	Jarrey Foster, 2015-
22	49.1	Reggie Franklin (247-503), 1977-79
	49.1	Bob Begert (348-709), 1964-67

SMU Best Season 3FG Pct (40.0%+) (Since 1986-87)

Minimum 20 Made

---	60.7	Ben Emelogu II (Sr.), 2017-18
1	53.6	Sterling Brown (Jr.), 2015-16 (30-56)
2	53.2	Eric Longino (Sr.), 1988-89 (50-94)
3	49.7	Robert Nyakundi (Jr.), 2010-11 (97-195)
4	47.6	Troy Dornier (Sr.), 1993-94 (39-82)
5	47.5	Scott Johnson (Sr.), 1986-87 (44-99)
6	45.7	Lavardicus Atkins (Fr.), 2000-01 (21-46)
7	45.3	Todd Alexander (Jr.), 1987-88 (82-181)
	45.3	Ike Ofoegbu (Sr.), 2006-07 (29-64)
9	44.9	Sterling Brown (Sr.), 2016-17 (61-136)
10	44.4	Sterling Brown (So.), 2014-15 (20-45)
	44.4	Jarrey Foster (So.), 2016-17 (32-72)
---	43.9	Ethan Chargois (Fr.), 2017-18
12	43.6	Nic Moore (So.), 2013-14 (72-165)
13	42.6	Shake Milton (Fr.), 2015-16 (52-122)
14	42.4	Semi Ojeleye (Jr.), 2016-17 (73-172)
15	42.3	Shake Milton (So.), 2016-17 (82-194)
16	41.8	Stephen Woods (So.), 1997-98 (74-177)
	41.8	Brian Bernardi (Fr.), 2012-13 (23-55)
18	41.7	Carlton McKinney (Sr.), 1987-88 (35-84)
19	41.6	Nic Moore (Jr.), 2014-15 (77-185)
20	41.4	Robert Nyakundi (Sr.), 2011-12 (84-203)
21	41.3	Nic Moore (Sr.), 2015-16 (76-184)
22	40.9	Rodney Clinkscales (So.), 2009-10 (27-66)
23	40.7	Chad Allen (Jr.), 1992-93 (44-108)
24	40.4	Bryan Hopkins (Jr.), 2003-04 (84-208)
	40.4	Mike Walker (Jr.), 2009-10 (21-52)
26	40.3	Jon Killen (Sr.), 2007-08 (75-186)
27	40.0	Chad Allen (Fr.), 1990-91 (36-90)
	40.0	Robert Nyakundi (So.), 2009-10 (46-115)
---	39.1	Shake Milton (Jr.), 2017-18

SMU Career 3FG Pct. - 36.0%+ (min. 50 made)

1	47.3	Eric Longino (62-131), 1987-89
2	45.1	Sterling Brown (128-284), 2013-17
3	43.4	Robert Nyakundi (267-615), 2008-12
4	42.4	Semi Ojeleye (73-172), 2016-
5	42.2	Todd Alexander (92-218), 1987-89
6	42.1	Nic Moore (225-534), 2013-16
7	41.7	Shake Milton (170-408), 2015-
8	41.1	Troy Dornier (51-124), 1991-94
9	40.0	Carlton McKinney (64-160), 1986-88
10	39.2	Rodney Clinkscales (87-222), 2009-12
11	38.9	Jon Killen (119-306), 2004-08
12	38.8	Jarrey Foster (62-160), 2015-
13	37.8	Chad Allen (161-426), 1990-94
14	37.6	Kato Armstrong (50-133), 1985-89
	37.6	Ben Emelogu II (79-210), 2014-
16	37.3	Jay Poerner (57-153), 1994-98
17	37.1	Keith Frazier (79-213), 2013-
18	36.3	Stephen Woods (273-752), 1996-00
19	36.2	London Giles (63-174), 2010-13
20	36.0	Bryan Hopkins (256-712), 2002-06

SMU Career Blocked Shots - 50+

1	278	Jon Koncak, 1981-85
2	245	Bamba Fall, 2005-09
3	169	Ira Terrell, 1972-76
4	151	Patrick Simpson, 2001-05
5	143	Papa Dia, 2007-11
6	131	Cannen Cunningham, 2011-15
7	129	Reggie Franklin, 1977-79
8	125	Ben Moore, 2013-17
9	97	Markus Kennedy, 2013-16
10	88	James Gatewood, 1990-94
11	81	Quinton Ross, 1999-03
12	78	Brad Branson, 1978-80
13	70	Donatas Rackauskas, 2002-06
14	69	Bobby Dimson, 1994-98
15	67	Thines Robinson II, 1974-78
	67	Jeryl Sasser, 1997-01
	65	Glenn Puddy, 1984-86,87-89
18	59	Jarrey Foster, 2015-
19	58	Willie Davis, 1997-01
	58	Nigel Smith, 1998-99,00-03
	58	Larry Davis, 1981-85
22	54	Eric Castro, 2001-05
23	53	Yanick Moreira, 2013
	51	Devon Pearson, 2003-07
24	51	Sterling Brown, 2013-17



20 ELIJAH LANDRUM G, 6-0, 180, FR - HS Tulsa, Oklahoma Central HS

2017-18 (Freshman): Played 22 minutes with 4 points, 2 rebounds, an assist and a steal in the win vs [2/4] Arizona 11/23.

2017 Summer Tour (Canada - Aug. 7-14): Averaged 6.3 points, 2.7 assists, 1.7 rebounds and 1.7 steals.


HIGHS	SEASON	CONF. GAME	CONF. TOUR./POST
MINUTES	25, ULM 11/12/17	10, USF 12/31/17	
FG	2, UAPB 11/18/17 2, vs [2/4] Arizona 11/23/17 2, UTRGV 11/28/17	1, USF 12/31/17	
FGA	11, Northwestern St 11/15/17	4, USF 12/31/17	
3FG	1, UAPB 11/18/17 1, vs [2/4] Arizona 11/23/17 1, UTRGV 11/28/17 1, New Orleans 12/13/17		
3FGA	6, Northwestern St 11/15/17	3, USF 12/31/17	
FT	2, UTRGV 11/28/17	1, USF 12/31/17	
FTA	2, ULM 11/12/17 2, UTRGV 11/28/17 2, at [20/20] TCU 12/5/17 2, Cal Poly 12/19/17 2, USF 12/31/17	2, USF 12/31/17	
REBOUNDS	5, Cal Poly 12/19/17 5, USF 12/31/17	5, USF 12/31/17	
ASSISTS	3, ULM 11/12/17		
BLOCKS			
STEALS	2, Northwestern St 11/15/17 2, New Orleans 12/13/17		
POINTS	7, UTRGV 11/28/17	3, USF 12/31/17	

2017-18 GAME-BY-GAME STATISTICS

Opponent	Date	GS	Min	FG	FGA	Pct	3FG	FGA	Pct	FT	FTA	Pct	Off	Def	Tot	Avg	PF	FO	A	TO	Blk	Stl	Pts	Avg
UMBC	11/10/17		13	0	1	.000	0	1	.000	0	0	.000	0	0	0	0.0	3	0	0	0	0	0	0	0.0
ULM	11/12/17		25	0	3	.000	0	2	.000	1	2	.500	0	0	0	0.0	0	0	3	1	0	1	1	0.5
NORTHWESTERN STATE	11/15/17		21	1	11	.091	0	6	.000	0	1	.000	2	1	3	1.0	3	0	2	0	0	2	2	1.0
UAPB	11/18/17		16	2	5	.400	1	3	.333	0	0	.000	0	2	2	1.3	2	0	0	0	0	0	5	2.0
vs UNI	11/22/17		3	0	0	.000	0	0	.000	0	0	.000	0	1	1	1.2	0	0	0	0	0	0	0	1.6
vs Arizona	11/23/17		22	2	4	.500	0	2	.000	0	0	.000	1	1	2	1.3	1	0	1	0	0	1	4	2.0
vs Western Kentucky	11/24/17		11	1	5	.200	1	3	.333	0	0	.000	0	0	0	1.1	0	0	0	1	0	1	3	2.1
UTRGV	11/28/17		14	2	6	.333	1	4	.250	2	2	1.000	0	0	0	1.0	1	0	1	0	0	0	7	2.8
USC	12/02/17		0	0	0	.000	0	0	.000	0	0	.000	0	0	0	0.9	0	0	0	0	0	0	0	2.4
at TCU	12/05/17		14	0	4	.000	0	1	.000	1	2	.500	0	0	0	0.8	3	0	1	0	0	1	1	2.3
NEW ORLEANS	12/13/17		16	1	3	.333	1	2	.500	0	0	.000	0	1	1	0.8	1	0	1	3	0	2	3	2.4
BOISE STATE	12/18/17		6	0	0	.000	0	0	.000	0	0	.000	0	1	1	0.8	0	0	0	0	0	0	0	2.2
CAL POLY	12/19/17		13	1	3	.333	0	0	.000	1	2	.500	1	4	5	1.2	1	0	0	0	0	0	3	2.2
UCF	12/27/17	DNP																						
USF	12/31/17		10	1	4	.250	0	3	.000	0	0	.000	0	0	0	1.1	2	0	4	0	0	1	2	2.2
Totals		0	184	11	49	.224	4	27	.148	5	9	.556	4	11	15	1.1	17	0	13	5	0	9	31	2.2

Games played: 14
Minutes/game: 13.1
Points/game: 2.2
FG Pct: 22.4
3FG Pct: 14.8
FT Pct: 55.6

Rebounds/game: 1.1
Assists/game: 0.9
Turnovers/game: 0.4
Assist/turnover ratio: 2.6
Steals/game: 0.6



O **JAHMAL McMURRAY** **G, 6-0, 175, JR - TR** **Topeka, Kansas** **Highland Park HS/** **Sunrise Christian** **Academy/USF**

2017-18 (Junior): Had 16 points (6-11 FG, 4-7 3FG), 5 rebounds, 2 assists and a steal in SMU debut vs [-/rv] Boise State 12/18.

2016-17 (Sophomore at USF): Played in 3 games... Averaged 20.3 points, 2.7 rebounds and 2.0 assists... Had 25 points (5-7 3FGs) with 3 rebounds vs. South Carolina 12/17...Named Preseason All-AAC Second Team.

2015-16 (Freshman at USF): Played in 33 games while starting 26... AAC All-Rookie Team... 2x AAC Rookie of the Week (J25, F22)... 2x AAC Honor Roll (J4, M7)... 15.2 points (6th AAC)... 35.2 minutes per game (2nd AAC)... Team-leading 34.6% 3FGs... Scored a season-high 30 points at Houston (1/23)... Scored at least 10 points in 29 of 33 games... Scored at least 20 points seven times.

Prep: Rated a three-star recruit by Rivals.com... Attended Sunrise Christian Prep in Wichita, Kan. for the 2014-15 season... Graduated Highland Park HS in Topeka, Kan., in May 2014... Was a three-time all-state selection at Highland Park, including first-team as a senior... Averaged 19.7 points, 3.2 rebounds, 2.4 assists and 1.1 steals per game as a senior for Highland Park... Topeka City Player of the Year during his junior and senior seasons... Led Highland Park to the state title game during junior and senior seasons (combined

HIGHS	SEASON	CAREER	CONF. GAME	CONF. TOUR./POST
MINUTES	25, UCF 12/17/27	40 (USF), at Houston 1/23/16	40 (USF), at Houston 1/23/16	37 (USF), v ECU 3/10/16
FG	6, [-/rv] Boise St 12/18/17	9 (USF), at Houston 1/23/16	9 (USF), at Houston 1/23/16	6 (USF), v Temple 3/11/16
			9 (USF), at Tulane 1/27/16	
FGA	11, [-/rv] Boise St 12/18/17	20 (USF), Troy 11/13/15	19 (USF), at Houston 1/23/16	18 (USF), v Temple 3/11/16
	11, UCF 12/17/27			
3FG	4, [-/rv] Boise St 12/18/17	6 (USF), Jacksonville 12/16/15	5 (USF), Houston 12/30/15	4 (USF), v Temple 3/11/16
3FGA	7, [-/rv] Boise St 12/18/17	15 (USF), Troy 11/13/15	9 (USF), at SMU 1/2/16	7 (USF), v Temple 3/11/16
			9 (USF), at UCF 1/10/16	
			9 (USF), Connecticut 2/25/16	
FT	4, USF 12/31/17	9 (USF), at Houston 1/23/16	9 (USF), at Houston 1/23/16	2 (USF), v ECU 3/10/16
FTA	4, USF 12/31/17	10 (USF), at Houston 1/23/16	10 (USF), at Houston 1/23/16	2 (USF), v ECU 3/10/16
REBOUNDS	5, [-/rv] Boise St 12/18/17	5 (USF), at Seton Hall 12/22/15	5 (USF), Cincinnati 1/10/16	4 (USF), v ECU 3/10/16
		5 (USF), Cincinnati 1/10/16	5 (USF), at Memphis 1/16/16	
		5 (USF), at Memphis 1/16/16	5 (USF), at Temple 2/14/16	
		5 (USF), at Temple 2/14/16	5 (USF), at Tulsa 3/5/16	
		5 (USF), at Tulsa 3/5/16		
ASSISTS	3, USF 12/31/17	5 (USF), Jacksonville 12/16/15	5 (USF), at UCF 1/6/16	3 (USF), v ECU 3/10/16
		5 (USF), at Seton Hall 12/22/15	5 (USF), Memphis 2/20/16	
		5 (USF), at UCF 1/6/16		
		5 (USF), Memphis 2/20/16		
BLOCKS		1 (USF), at Delaware 12/3/15	1 (USF), Houston 12/30/15	1 (USF), v ECU 3/10/16
		1 (USF), Houston 12/30/15	1 (USF), Connecticut 2/25/16	
		1 (USF), Connecticut 2/25/16		
		1 (USF), v ECU 3/10/16		
STEALS	1, [-/rv] Boise St 12/18/17	2 (USF), N.C. State 12/13/15	1 (USF), 6 times	
	1, UCF 12/17/27		1, UCF 12/17/27	
POINTS	16, [-/rv] Boise St 12/18/17	30 (USF), at Houston 1/23/16	30 (USF), at Houston 1/23/16	16 (USF), v Temple 3/11/16

47-3 record)... Scored 1,155 points and made 202 3-pointers in his four years with Highland Park.

Personal: Born in January of 1996... Son of Chanell Weaver and Damon McMurray... Cousin, Theron Wilson played basketball for Bradley.

2017-18 GAME-BY-GAME STATISTICS

Opponent	Date	GS	Min	FG	FGA	Pct	3FG	FGA	Pct	FT	FTA	Pct	Off	Def	Tot	Avg	PF	FO	A	TO	Blk	Stl	Pts	Avg
UMBC	11/10/17		DNP																					
ULM	11/12/17		DNP																					
NORTHWESTERN STATE	11/15/17		DNP																					
UAPB	11/18/17		DNP																					
vs UNI	11/22/17		DNP																					
vs Arizona	11/23/17		DNP																					
vs Western Kentucky	11/24/17		DNP																					
UTRGV	11/28/17		DNP																					
USC	12/2/17		DNP																					
at TCU	12/05/17		DNP																					
NEW ORLEANS	12/13/17		DNP																					
BOISE STATE	12/18/17		18	6	11	.545	4	7	.571	0	0	.000	3	2	5	5.0	2	0	2	2	0	1	16	16.0
CAL POLY	12/19/17		22	4	8	.500	3	6	.500	2	2	1.000	0	1	1	3.0	1	0	2	1	0	0	13	14.5
UCF	12/27/17		25	3	11	.273	2	5	.400	0	0	.000	1	2	3	3.0	2	0	2	1	0	1	8	12.3
USF	12/31/17		23	3	8	.375	2	3	.667	4	4	1.000	1	1	2	2.8	1	0	3	0	0	1	12	12.3
Totals			0	88	16	.421	11	21	.524	6	6	1.000	5	6	11	2.8	6	0	9	4	0	3	49	12.3

Games played: 4
Minutes/game: 22.0
Points/game: 12.3
FG Pct: 42.1
3FG Pct: 52.4
FT Pct: 100.0

Rebounds/game: 2.8
Assists/game: 2.3
Turnovers/game: 1.0
Assist/turnover ratio: 2.3
Steals/game: 0.8

CAREER STATISTICS

Year	GP	GS	Min	Avg	FG	FGA	Pct	3FG	FGA	Pct	FT	FTA	Pct	Off	Def	Tot	Avg	PF	FO	Ast	TO	Blk	Stl	Pts	Avg
2015-16*	33	26	1161	35.2	184	471	.391	73	211	.346	59	74	.797	11	80	91	2.8	61	0	82	81	4	13	500	15.2
2016-17*	3	1	106	35.3	22	51	.431	10	20	.500	7	10	.700	2	6	8	2.7	3	0	6	14	0	1	61	20.3
2017-18	4	0	88	22.0	16	38	.421	11	21	.524	6	6	1.000	5	6	11	2.8	6	0	9	4	0	3	49	12.3
All*	40	27	1355	33.9	222	560	.396	94	252	.373	72	90	.800	18	92	110	2.8	70	0	97	99	4	17	610	15.3

* Statistics from prior team/school



15
ISIAHA MIKE
F, 6-8, 200, SO - TR
Scarborough, Ontario
Trinity International
(Nevada)/Duquesne

2017-18: Sitting out due to NCAA transfer rules.

2017 Summer Tour (Canada - Aug. 7-14): Averaged 6.7 points, 4.3 rebounds, 2.0 steals and 1.7 assists.

2016-17 (Freshman at Duquesne): Started in all 32 games... Averaged 11.3 points, 5.8 rebounds (15th A-10) and 1.6 assists... FG% 43.4, 3FG% 33.3... 2 double-doubles... Had double-digit points in 18 games, with 20+ in four... **GAME HIGHLIGHTS:** Career highs of 24 points (8-14 FG, 2-5 3FG, 6-10 FT) and 13 rebounds against Saint Louis (Jan. 11)... Posted 23 points and 5 rebounds at Richmond (Jan. 28)... Tallied 23 points and 8 rebounds versus Massachusetts (Feb. 15)... Recorded 20 points and 11 rebounds at George Mason (March 1)... **AWARDS:** Atlantic 10 All-Rookie Team.

Prep: Trinity International in Las Vegas, Nev. (head coach Greg Lockridge) ... averaged 27.6 points, 14.3 rebounds, 3.1 assists and 1.9 steals per game as team advanced to the National Christian Schools Athletic Association (NCSAA) Basketball Championship title game for the second consecutive year ... earned a spot on the NCSAA Basketball Championship All-Tournament Team ... scored a game-high 20 points - including six dunks - for the Sin City Thunder in the boys all-star game at the first Las Vegas Basketball Classic in March ... had 18 points, 12 rebounds and 3 steals in Team White's 120-118 win

HIGHS	SEASON	CAREER	CONF. GAME	CONF. TOUR./POST
MINUTES		37(DU),at George Mason 3/1/17	37(DU),at George Mason 3/1/17	36 (DU), v St. Louis 3/8/17
FG		9 (DU), Massachusetts 2/15/17	9 (DU), Massachusetts 2/15/17	5 (DU), v St. Louis 3/8/17
		9 (DU), , at George Mason 3/1/17		9, at George Mason 3/1/17
FGA		16 (DU), at Richmond 1/28/17	16 (DU), at Richmond 1/28/17	9 (DU), v St. Louis 3/8/17
		16 (DU), Saint Joseph's 3/4/17	16 (DU), Saint Joseph's 3/4/17	
3FG		5 (DU), Massachusetts 2/15/17	5 (DU), Massachusetts 2/15/17	3 (DU), v St. Louis 3/8/17
3FGA		10 (DU), Saint Joseph's 3/4/17	10 (DU), Saint Joseph's 3/4/17	5 (DU), v St. Louis 3/8/17
FT		6 (DU), Jackson State 12/19/16	6 (DU), Saint Louis 1/11/17	1 (DU), v St. Louis 3/8/17
		6 (DU), Saint Louis 1/11/17		
FTA		10 (DU), Saint Louis 1/11/17	10 (DU), Saint Louis 1/11/17	2 (DU), v St. Louis 3/8/17
REBOUNDS		13 (DU), Saint Louis 1/11/17	13 (DU), Saint Louis 1/11/17	9 (DU), v St. Louis 3/8/17
ASSISTS		5 (DU), Jackson State 12/19/16	4 (DU), at Saint Louis 2/11/17	2 (DU), v St. Louis 3/8/17
BLOCKS		3 (DU), at Davidson 1/24/17	3 (DU), at Davidson 1/24/17	1 (DU), v St. Louis 3/8/17
STEALS		3 (DU), at Kentucky 11/20/16	3 (DU), Massachusetts 2/15/17	
		3 (DU), CCSU 12/10/16		
		3 (DU), Massachusetts 2/15/17		
POINTS		24 (DU), Saint Louis 1/11/17	24 (DU), Saint Louis 1/11/17	14 (DU), v St. Louis 3/8/17

over Team Red in the 2nd annual BioSteel All-Canadian Basketball Game in April ... the game featured the top 24 Canadian-born or currently enrolled in Canada players born in 1997 or later ... averaged 14.8 points and 7.8 rebounds for 33-8 Trinity International as a junior ... helped the Thunder to the NCSAA championship game ... had 26 points, 20 rebounds and 3 blocks as a junior in a win over Future College Prep.

AAU: Played AAU ball for Hoops Canada Elite as well as Simply Fundamental Basketball Academy ... was ranked as the No. 3 prospect in Canada by North Pole Hoops in the spring of 2016.

Personal: Born in August of 1997 in Toronto.


2017-18 GAME-BY-GAME STATISTICS

Opponent Date GS Min FG FGA Pct 3FG FGA Pct FT FTA Pct Off Def Tot Avg PF FO A TO Blk Stl Pts Avg

CAREER STATISTICS

Year	GP	GS	Min	Avg	FG	FGA	Pct	3FG	FGA	Pct	FT	FTA	Pct	Off	Def	Tot	Avg	PF	FO	Ast	TO	Blk	Stl	Pts	Avg
2016-17*	32	32	908	28.4	131	302	.434	46	138	.333	52	78	.667	42	142	184	5.8	85	1	51	76	27	26	360	11.3

* Statistics from prior team/school



1 SHAKE MILTON G, 6-6, 205, JR - 2L Owasso, Oklahoma Owasso HS

2017-18 (Junior): Had 22 points, 9 assists and 5 rebounds in 40 minutes in the win over [14/18] USC 12/2... Had 14 points including 8-9 FTs with 7 rebounds, 3 assists and 2 steals in the win vs [2/4] Arizona 11/23...Career-high 28 points with 3 rebounds, 2 steals, a block and an assist in the season-opener vs UMBC 11/10...**AWARDS:** AAC Player of the Week (Nov. 13, Dec. 4)... Lute Olson Watch List, Bob Cousy PG of the Year Watch List, Naismith Trophy Watch List... AAC Preseason Player of the Year.

2017 Summer Tour (Canada - Aug. 7-14): Averaged 17.0 points, 3.7 rebounds, 2.0 steals and 1.7 assists...hit 21-22 FTs (.955).

2016-17 (Sophomore): Started all 35 games... Averaged 13.0 points (16th AAC), 4.5 assists (4th AAC) and 1.3 steals (10th AAC)... FG% 43.7, 3FG% 42.3 (4th AAC), FT% 75.8 ... 2.6 Assist/Turnover ratio (3rd AAC)... 27 double-digit scoring performances... 5+ assists in 18 games... **GAME HIGHLIGHTS:** Had 16 points, 5 assists, 4 rebounds and 2 steals in the AAC semifinal win vs. UCF 3/11...Had 15 points and a career high 10 assists as SMU clinched the AAC title with a win vs. Tulsa 3/2...Game-high 20 points (18 in first half on 6-7 3FG) with 8 rebounds and 2 assists in the win at Connecticut 2/25...Career-high 27 points (10-15 FG, 6-8 3FG, 1-1 FT) with 5 rebounds and 5 assists in the win vs. Houston 1/21...Had 23 points (8-16, FG, 5-9 3FG, 2-2 FT) with 6 assists, 5 rebounds and a steal in win vs. Connecticut 1/19... Had 14 points, 5 assists, 2 steals and 2 rebounds in the win against Pittsburgh at Madison Square Garden 11/17... **AWARDS:** NABC All-District 25 Second Team... All-AAC Second Team... Jerry West Shooting Guard of the Year watch list... Preseason All-AAC (Oct. 24).

Summer 2016: Played on a Global Sports Academy U.S. team for the Goodwill Tour in Croatia. He was on the same team as Semi Ojeleye and Jarrey Foster...Played at

HIGHS	SEASON	CAREER	CONF. GAME	CONF. TOUR/POST
MINUTES	40, UMBC 11/10/17 40, v Northern Iowa 11/22/17 40, [14/18] USC 12/2/17 40, at [20/20] TCU 12/5/17 40, UCF 12/27/17	40, [v/rv] Cincinnati 1/7/16 40, at Temple 1/24/16 40, v 15/18 Cincinnati 3/12/17 40, vs. [-/rv] USC 3/17/17 40, UMBC 11/10/17 40, v Northern Iowa 11/22/17 40, [14/18] USC 12/2/17 40, at [20/20] TCU 12/5/17 40, UCF 12/27/17	40, [v/rv] Cincinnati 1/7/16 40, at Temple 1/24/16 40, UCF 12/27/17	40, v15/18 Cincinnati 3/12/17 40, vs. [-/rv] USC 3/17/17
FG	7, UMBC 11/10/17 7, ULM 11/12/17	10, Houston 1/21/17	10, Houston 1/21/17	6, vs UCF 3/11/17
FGA	19, v Northern Iowa 11/22/17	19, v Northern Iowa 11/22/17	16, Connecticut 1/19/17	12, vs UCF 3/11/17 12, vs. [-/rv] USC 3/17/17
3FG	4, UMBC 11/10/17 4, ULM 11/12/17 4, UAPB 11/18/17 4, [14/18] USC 12/2/17 4, Cal Poly 12/19/17	7, at Tulsa 12/29/15 *	7, at Tulsa 12/29/15 *	4, vs UCF 3/11/17
3FGA	12, UMBC 11/10/17	12, UMBC 11/10/17	11, at Connecticut 2/25/17	9, vs UCF 3/11/17
FT	10, UMBC 11/10/17	10, UMBC 11/10/17	7, Memphis 1/30/16	1, vs East Carolina 3/10/17
FTA	10, UMBC 11/10/17 10, UTRGV 11/28/17 10, [14/18] USC 12/2/17	10, Temple 1/4/17 10, UMBC 11/10/17 10, UTRGV 11/28/17 10, [14/18] USC 12/2/17	10, Temple 1/4/17	3, vs UCF 3/11/17
REBOUNDS	8, Cal Poly 12/19/17	9, at Tulane 1/15/17	9, at Tulane 1/15/17	5, vs East Carolina 3/10/17 5, vs. [-/rv] USC 3/17/17
ASSISTS	9, [14/18] USC 12/2/17 9, at [20/20] TCU 12/5/17	10, Tulsa 3/2/17	10, Tulsa 3/2/17	6, v15/18 Cincinnati 3/12/17
BLOCKS	3, v Western Ky. 11/24/17	3, v Western Ky. 11/24/17	2, USF 1/7/17	
STEALS	4, at [20/20] TCU 12/5/17	4, Sam Houston St 11/14/15 4, at USC 11/25/16 4, at [20/20] TCU 12/5/17	3, at UCF 1/25/17 3, Memphis 3/4/17	3, vs East Carolina 3/10/17
POINTS	28, UMBC 11/10/17	28, UMBC 11/10/17	27, Houston 1/21/17	16, vs UCF 3/11/17
DOUBLE-DOUBLES		1 - Tulsa 3/2/17 (15 pts, 10 asts)		
		* SMU freshman record, 1-3rd in program history		
		10-10 F.T.s ties SMU record (vs UMBC 11/10/17)		

the Nike Hoops Summit in Los Angeles where *Sports Illustrated* college basketball writer Luke Winn stated of Milton: "the best shooter in the drills portion of the academy was a guard who had a sneaky-good freshman year at SMU."

2015-16 (Freshman): Played in all 30 games, started 23... Averaged 10.5 points (28th AAC), 2.7 assists (13th AAC), 3.0 rebounds... **AWARDS:** Unanimous AAC All-Rookie Team... AAC Rookie of the Week (Jan. 4, Nov. 16)... AAC Weekly Honor Roll (Dec. 21).

2017-18 GAME-BY-GAME STATISTICS

Opponent	Date	GS	Min	FG	FGA	Pct	3FG	FGA	Pct	FT	FTA	Pct	Off	Def	Tot	Avg	PF	FO	A	TO	Blk	Stl	Pts	Avg	
UMBC	11/10/17	*	40	7	18	.389	4	12	.333	10	10	1.000	0	3	3	3.0	3	0	1	2	1	2	28	28.0	
ULM	11/12/17	*	39	7	13	.538	4	7	.571	6	7	.857	3	1	4	3.5	0	0	2	4	0	1	24	26.0	
NORTHWESTERN STATE	11/15/17	*	30	5	12	.417	3	7	.429	3	4	.750	0	5	5	4.0	0	0	4	1	2	2	16	22.7	
UAPB	11/18/17	*	35	5	11	.455	4	8	.500	3	3	1.000	0	1	1	3.3	1	0	4	0	1	2	17	21.3	
vs UNI	11/22/17	*	40	5	19	.263	1	7	.143	3	3	1.000	1	4	5	3.6	1	0	6	3	0	1	14	19.8	
vs Arizona	11/23/17	*	38	3	16	.188	0	5	.000	8	9	.889	3	4	7	4.2	1	0	3	2	0	2	14	18.8	
vs Western Kentucky	11/24/17	*	37	4	10	.400	3	6	.500	0	1	.000	0	6	6	4.4	3	0	4	4	3	1	11	17.7	
UTRGV	11/28/17	*	36	6	13	.462	1	2	.500	9	10	.900	2	3	5	4.5	1	0	3	1	0	2	22	18.3	
USC	12/02/17	*	40	6	11	.545	4	7	.571	6	10	.600	0	5	5	4.6	4	0	9	4	0	0	22	18.7	
at TCU	12/05/17	*	40	6	15	.400	1	8	.125	5	6	.833	1	1	2	4.3	4	0	9	4	0	4	18	18.6	
NEW ORLEANS	12/13/17	*	33	3	6	.500	3	4	.750	1	2	.500	0	5	5	4.4	2	0	5	5	0	1	10	17.8	
BOISE STATE	12/18/17	*	35	5	8	.625	1	3	.333	0	0	.000	0	7	7	4.6	1	0	7	1	1	0	11	17.3	
CAL POLY	12/19/17	*	29	5	12	.417	4	8	.500	2	2	1.000	1	7	8	4.8	3	0	6	1	0	1	16	17.2	
UCF	12/27/17	*	40	5	13	.385	1	4	.250	3	4	.750	1	5	6	4.9	2	0	5	2	1	2	14	16.9	
USF	12/31/17	*	26	4	9	.444	2	4	.500	4	4	1.000	0	0	0	4.6	0	0	3	3	2	2	14	16.7	
Totals			15	538	76	186	.409	36	92	.391	63	75	.840	12	57	69	4.6	26	0	71	37	11	23	251	16.7

Games played: 15
Minutes/game: 35.9
Points/game: 16.7
FG Pct: 40.9
3FG Pct: 39.1
FT Pct: 84.0

Rebounds/game: 4.6
Assists/game: 4.7
Turnovers/game: 2.5
Assist/turnover ratio: 1.9
Steals/game: 1.5
Blocks/game: 0.7

CAREER STATISTICS

Year	GP	GS	Min	Avg	FG	FGA	Pct	3FG	FGA	Pct	FT	FTA	Pct	Off	Def	Tot	Avg	PF	FO	Ast	TO	Blk	Stl	Pts	Avg
2015-16	30	23	979	32.6	113	237	.477	52	122	.426	37	51	.725	9	80	89	3.0	43	0	82	46	8	24	315	10.5
2016-17	35	35	1239	35.4	152	348	.437	82	194	.423	69	91	.758	15	129	144	4.1	54	0	159	62	11	44	455	13.0
2017-18	15	15	538	35.9	76	186	.409	36	92	.391	63	75	.840	12	57	69	4.6	26	0	71	37	11	23	251	16.7
TOTAL	80	73	2756	34.5	341	771	.442	170	408	.417	169	217	.779	36	266	302	3.8	123	0	312	145	30	91	1021	12.8

Shake Milton - 1

SMU Career Scoring - 1000+ (Games Played)

1	1992	Jeryl Sasser (117), 1997-01
2	1932	Gene Phillips (74), 1968-71
3	1784	Jon Koncak (123), 1981-85
4	1761	Quinton Ross (119), 1999-03
5	1753	Jim Krebs (82), 1954-57
6	1715	Ira Terrell (80), 1972-76
7	1665	Larry Davis (122), 1981-85
8	1660	Bryan Hopkins (105), 2002-06
9	1529	Mike Wilson (85), 1990-93
10	1482	Damon Hancock (112), 1998-02
11	1462	Nic Moore (100), 2013-16
12	1443	Stephen Woods (112), 1996-00
13	1437	Papa Dia (124), 2007-11
14	1374	David Piehler (112), 1979-83
15	1363	Tim Mason (112), 1989-93
16	1353	Robert Nyakundi (123), 2008-12
17	1350	Willie Davis (109), 1997-01
18	1349	Jay Poerner (107), 1994-98
19	1343	Kato Armstrong (95), 1985-89
20	1271	Patrick Simpson (114), 2001-05
21	1243	Carl Wright (96), 1982-85
22	1223	Joe Swedlund (108), 1974-78
	1223	Troy Matthews (110), 1993-97
24	1219	Carroll Hooser (75), 1963-66
25	1214	Ben Moore (135), 2013-17
26	1212	Bill Voight (74), 1966-69
27	1206	Jeff Swanson (109), 1974-78
28	1204	Charles Beasley (78), 1964-67
29	1198	Lynn Phillips (74), 1966-69
30	1179	Butch Moore (125), 1982-86
31	1110	Sterling Brown (136), 2013-17
32	1096	Jan Loudermilk (70), 1959-62
33	1093	Eric Castro (110), 2001-05
34	1077	Steve Strange (72), 1958-61
35	1046	John Colborne (110), 1985-90
36	1041	Gerald Lewis (112), 1989-93
37	1027	Bobby Mills (82), 1954-57
38	1026	Kevin Lewis (111), 1982-86
39	1021	Shake Milton, 2015-
40	1005	Carlton McKinney (64), 1986-88
41	1003	Markus Kennedy (89), 2013-16

SMU Best Season 3FG Pct (40.0%+) (Since 1986-87)

Minimum 20 Made

---	60.7	Ben Emelogu II (Sr.), 2017-18
1	53.6	Sterling Brown (Jr.), 2015-16 (30-56)
2	53.2	Eric Longino (Sr.), 1988-89 (50-94)
3	49.7	Robert Nyakundi (Jr.), 2010-11 (97-195)
4	47.6	Troy Dornier (Sr.), 1993-94 (39-82)
5	47.5	Scott Johnson (Sr.), 1986-87 (44-99)
6	45.7	Lavardicus Atkins (Fr.), 2000-01 (21-46)
7	45.3	Todd Alexander (Jr.), 1987-88 (82-181)
	45.3	Ike Ofoegbu (Sr.), 2006-07 (29-64)
9	44.9	Sterling Brown (Sr.), 2016-17 (61-136)
10	44.4	Sterling Brown (So.), 2014-15 (20-45)
	44.4	Jarrey Foster (So.), 2016-17 (32-72)
---	43.9	Ethan Chargois (Fr.), 2017-18
12	43.6	Nic Moore (So.), 2013-14 (72-165)
13	42.6	Shake Milton (Fr.), 2015-16 (52-122)
14	42.4	Semi Ojeleye (Jr.), 2016-17 (73-172)
15	42.3	Shake Milton (So.), 2016-17 (82-194)
16	41.8	Stephen Woods (So.), 1997-98 (74-177)
	41.8	Brian Bernardi (Fr.), 2012-13 (23-55)
18	41.7	Carlton McKinney (Sr.), 1987-88 (35-84)
19	41.6	Nic Moore (Jr.), 2014-15 (77-185)
20	41.4	Robert Nyakundi (Sr.), 2011-12 (84-203)
21	41.3	Nic Moore (Sr.), 2015-16 (76-184)
22	40.9	Rodney Clinkscales (So.), 2009-10 (27-66)
23	40.7	Chad Allen (Jr.), 1992-93 (44-108)
24	40.4	Bryan Hopkins (Jr.), 2003-04 (84-208)
	40.4	Mike Walker (Jr.), 2009-10 (21-52)
26	40.3	Jon Killen (Sr.), 2007-08 (75-186)
27	40.0	Chad Allen (Fr.), 1990-91 (36-90)
	40.0	Robert Nyakundi (So.), 2009-10 (46-115)
---	39.1	Shake Milton (Jr.), 2017-18

SMU Career 3FG Pct. - 36.0%+ (min. 50 made)

1	47.3	Eric Longino (62-131), 1987-89
2	45.1	Sterling Brown (128-284), 2013-17
3	43.4	Robert Nyakundi (267-615), 2008-12
4	42.4	Semi Ojeleye (73-172), 2016-
5	42.2	Todd Alexander (92-218), 1987-89
6	42.1	Nic Moore (225-534), 2013-16
7	41.7	Shake Milton (170-408), 2015-
8	41.1	Troy Dornier (51-124), 1991-94
9	40.0	Carlton McKinney (64-160), 1986-88
10	39.2	Rodney Clinkscales (87-222), 2009-12
11	38.9	Jon Killen (119-306), 2004-08
12	38.8	Jarrey Foster (62-160), 2015-
13	37.8	Chad Allen (161-426), 1990-94
14	37.6	Kato Armstrong (50-133), 1985-89
	37.6	Ben Emelogu II (79-210), 2014-
16	37.3	Jay Poerner (57-153), 1994-98
17	37.1	Keith Frazier (79-213), 2013-
18	36.3	Stephen Woods (273-752), 1996-00
19	36.2	London Giles (63-174), 2010-13
20	36.0	Bryan Hopkins (256-712), 2002-06

Career 3FG Made - 70+ (Games Played)

1	273	Stephen Woods, 1996-00
2	267	Robert Nyakundi, 2008-12
3	256	Bryan Hopkins, 2002-06
4	225	Nic Moore, 2013-16
5	220	Troy Matthews, 1993-97
6	170	Quinton Ross, 1999-03
	170	Shake Milton, 2015-
8	161	Chad Allen, 1990-94
9	133	Jeryl Sasser, 1997-01
10	131	Mike Walker, 2007-11
11	128	Sterling Brown, 2013-17
12	121	Jemeil Rich, 1994-97
13	119	Jon Killen, 2004-08
14	107	Damon Hancock, 1998-02
15	103	Derrick Roberts, 2004-08
16	99	Jabari Hearn, 1993-97
17	95	Chad Elsey, 1997-99
18	92	Todd Alexander, 1987-89
19	87	Rodney Clinkscales, 2009-12
20	81	Dez Willingham, 2005-07
21	79	Gerald Lewis, 1989-93
	79	Keith Frazier, 2013
	79	Ben Emelogu II, 2014-
24	73	Jeremiah Samarrillas, 2010-12
	73	Semi Ojeleye, 2016-

Season 3FGM (50+) (Since 1986-87) (GP)

1	97	Robert Nyakundi (Jr.), 2010-11 (35)
2	84	Bryan Hopkins (So.), 2003-04 (29)
	84	Robert Nyakundi (Sr.), 2011-12 (31)
4	83	Stephen Woods (Sr.), 1999-00 (30)
5	82	Todd Alexander (Jr.), 1987-88 (35)
	82	Shake Milton (So.), 2016-17
7	77	Nic Moore (Jr.), 2014-15
8	76	Nic Moore (Sr.), 2015-16
9	75	Jon Killen (Sr.), 2007-08 (30)
10	74	Stephen Woods (So.), 1997-98 (28)
11	73	Troy Matthews (Jr.), 1995-96 (28)
	73	Troy Matthews (So.), 1994-95 (27)
	73	Semi Ojeleye (Jr.), 2016-17
14	72	Nic Moore (So.), 2013-14
15	66	Bryan Hopkins (Jr.), 2004-05 (25)
16	62	Stephen Woods (Jr.), 1998-99 (27)
17	61	Sterling Brown (Sr.), 2016-17
18	58	Quinton Ross (Jr.), 2001-02 (29)
19	57	Chad Allen (Sr.), 1993-94 (27)
20	55	Jemeil Rich (So.), 1994-95 (27)
21	54	Bryan Hopkins (Fr.), 2002-03 (29)
	54	Stephen Woods (Fr.), 1996-97 (27)
	54	Jabari Hearn (Fr.), 1994-95 (27)
24	53	Chad Elsey (So.), 1998-99 (30)
25	52	Bryan Hopkins (Sr.), 2005-06 (22)
	52	Shake Milton (Fr.), 2015-16
27	50	Eric Longino (Sr.), 1988-89 (29)
	50	London Giles (Jr.), 2011-12 (31)

Shake Milton - 1

SMU Season 3FGM By A Freshman (40+) (Since 1986-87) (GP)

1	54	Bryan Hopkins, 2002-03 (29)
	54	Stephen Woods, 1996-97 (27)
	54	Jabari Hearn, 1994-95 (27)
4	52	Shake Milton (Fr.), 2015-16
5	42	Chad Elsey, 1997-98 (28)
6	40	Robert Nyakundi (Fr.), 2008-09 (30)
	40	Jeremiah Samarrippas (Fr.), 2010-11 (35)

SMU Single-game 3FGs Made

1	8	Bryan Hopkins, Ark-Pine Bluff, 12-20-2004
	8	Nic Moore, Houston, 1-24-2015 (W, 80-59)
3	7	Bryan Hopkins, TCU, 12-30-2005
	7	Jeryl Sasser, at UTEP, 1-22-2001
	7	Chad Elsey, at Texas Tech, 12-3-1998
	7	Stephen Woods, Texas Tech, 11-22-1997
	7	Troy Matthews, vs. Penn, 12-30-1995
	7	Jemeil Rich, at Texas Tech, 1-21-1995
	7	Todd Alexander, vs. Louisville, 12-28-1987
	7	Jon Killen, UCF, 1-26-2008 (W, 69-67 ot)
	7	Jon Killen, UTEP, 3-1-2008 (W, 99-96 2ot)
	7	Robert Nyakundi, at Rice, 1-29-2011 (W, 75-68)
	7	Shake Milton, at Tulsa, 12-29-2015 (W, 81-69)

SMU Season FT Percentage (82.0%+) (Since 1953-54)

Minimum 40 Made

1	90.0	Eric Longino (Jr.), 1987-88 (45-50)
	90.0	Robert Nyakundi (Jr.), 2010-11 (72-80)
3	88.9	Nic Moore (Jr.), 2014-15 (104-117)
4	88.5	Mark Davis (Fr.), 1976-77 (46-52)
5	88.2	Chad Allen (Fr.), 1990-91 (45-51)
6	87.3	Todd Alexander (Jr.), 1987-88 (103-118)
7	87.1	Eric Longino (Sr.), 1988-89 (54-62)
8	86.7	Charles Beasley (Jr.), 1965-66 (137-158)
9	86.4	Art Barnes (Sr.), 1954-55 (89-103)
10	85.7	Sterling Brown (Jr.), 2015-16 (54-63)
11	84.9	Jan Loudermilk (Sr.), 1961-62 (203-239)
12	84.8	James Thompson (Sr.), 1962-63 (134-158)
13	84.7	Larry Delzell (Sr.), 1971-72 (100-118)
14	84.6	Stephen Woods (Fr.), 1996-97 (55-65)
	84.6	Larry Showalter (So.), 1954-55 (55-65)
16	84.5	Gene Phillips (Sr.), 1970-71 (213-252)
17	84.4	Charles Beasley (Sr.), 1966-67 (54-64)
18	84.0	Billy Allen (So.), 1979-80 (110-131)
---	84.0	Shake Milton (Jr.), 2017-18 (63-75)
19	83.6	Jermyn Bracey (Jr.), 1994-95 (61-73)
20	83.2	Larry Showalter (Jr.), 1955-56 (79-95)
21	82.8	Bob Begert (Sr.), 1966-67 (82-99)
22	82.6	Gene Phillips (Jr.), 1969-70 (199-241)
23	82.5	Nic Moore (So.), 2013-14 (113-137)
24	82.4	Troy Dorner (Sr.), 1993-94 (70-85)
25	82.3	Ollie Hoops, 1979-80 (65-79)
26	82.1	Larry Delzell (Jr.), 1970-71 (115-140)
27	82.0	Gary Sibley, 1967-68 (105-128)

SMU Career Assists - 250+

1	828	Butch Moore, 1982-86
2	508	Nic Moore, 2013-16
3	491	Gerald Lewis, 1989-93
4	469	Jeryl Sasser, 1997-01
5	468	Billy Allen, 1978-80
6	460	Carl Wright, 1982-85
7	419	Roderick Hampton, 1987-91
8	403	Kato Armstrong, 1985-89
9	396	Bryan Hopkins, 2002-06
10	387	Troy Matthews, 1993-97
11	371	Jon Killen, 2004-08
12	363	Zachary Thiel, 1971-74
13	334	Scott Johnson, 1983-87
14	323	Stephen Woods, 1996-00
15	312	Shake Milton, 2015-
16	294	Sterling Brown, 2013-
17	279	Jemeil Rich, 1994-97
18	278	David Piehler, 1979-83
19	276	Damon Hancock, 1998-02
20	260	Phil Hale, 1976-80
21	257	Nick Russell, 2012-14
22	250	Jeremiah Samarrippas, 2010-12

Season Assists (150+) (Games Played) (Since 1971-72)

1	255	Billy Allen (So.), 1979-80 (28)
2	247	Butch Moore (Jr.), 1984-85 (33)
3	222	Butch Moore (Sr.), 1985-86 (29)
4	213	Billy Allen (Fr.), 1978-79 (24)
5	209	Kato Armstrong (Jr.), 1987-88 (35)
6	206	Michael Jaccar (Sr.), 1975-76 (28)
7	203	Carl Wright (So.), 1983-84 (33)
8	192	Butch Moore (Fr.), 1982-83 (30)
9	181	Nic Moore (So.), 2013-14 (37)
10	180	Gerald Lewis (Sr.), 1992-93 (27)
11	177	Carl Wright (Jr.), 1984-85 (33)
12	175	Nic Moore (Jr.), 2014-15 (34)
13	167	Butch Moore (So.), 1983-84 (33)
14	159	Shake Milton (So.), 2016-17
15	156	Roderick Hampton (Sr.), 1990-91 (28)
16	154	Jon Killen (Sr.), 2007-08 (30)
17	152	Todd Alexander (Jr.), 1987-88 (35)
	152	Nic Moore (Sr.), 2015-16 (29)
19	151	Roderick Hampton (Jr.), 1989-90 (28)
	151	Jon Killen (Jr.), 2006-07 (31)

SMU Career Assists Avg. - 3.5+ (min. 35 games)

1	9.0	Billy Allen (468/52), 1978-80
2	6.6	Butch Moore (828/125), 1982-86
3	5.6	Michael G. Jaccar (239/43), 1974-76
4	5.1	Nic Moore (508/100), 2013-16
5	4.8	Carl Wright (460/96), 1982-85
	4.8	Roderick Hampton (419/88), 1987-91
7	4.7	Zachary Thiel (363/78), 1971-74
8	4.4	Gerald Lewis (491/112), 1989-93
9	4.2	Kato Armstrong (403/95), 1985-89
10	4.0	Jeryl Sasser (469/117), 1997-01
11	3.9	Todd Alexander (45), 1987-89
	3.9	Shake Milton, 2015-
13	3.8	Bryan Hopkins (396/105), 2002-06
	3.8	Jeremiah Samarrippas (250/66), 2010-12
15	3.7	Carlton McKinney (236/64), 1986-88
	3.7	Nick Russell (257/69), 2012-14
17	3.6	Derek Williams (219/61), 2008-10
18	3.5	Troy Matthews (387/110), 1993-97

SMU Career Steals - 100+

1	225	Bryan Hopkins, 2002-06
2	209	Gerald Lewis, 1989-93
3	205	Carl Wright, 1982-85
4	197	Jeryl Sasser, 1997-01
5	179	Stephen Woods, 1996-00
6	160	Willie Davis, 1997-01
7	153	Quinton Ross, 1999-03
8	144	Jon Killen (118), 2004-08
9	139	Sterling Brown, 2013-17
10	136	Jemeil Rich, 1994-97
	136	Nic Moore, 2013-
12	130	Butch Moore, 1982-86
13	128	David Piehler, 1979-83
14	127	Roderick Hampton, 1987-91
15	126	Justin Isham, 2001-05
	126	Kato Armstrong, 1985-89
17	125	Phil Hale, 1976-80
18	123	Troy Matthews, 1993-97
19	112	Devon Pearson, 2003-07
20	111	Carlton McKinney, 1986-88
21	110	Markus Kennedy, 2013-
22	109	Eric Castro, 2001-05
23	102	Tim Mason, 1989-93
	102	Ben Moore, 2013-17
---	91	Shake Milton, 2015-

Minutes Avg. - 30.0+ (min. 35 games) (GP)

1	34.6	Jeryl Sasser (117), 1997-01
2	34.5	Carlton McKinney (64), 1986-88
	34.5	Shake Milton, 2015-
4	34.4	Derek Williams (2099/61), 2008-10
5	34.2	Billy Allen (52), 1978-80
	34.2	Nick Russell (2362/69), 2012-14
7	34.1	Semi Ojeleye, 2016-
8	33.9	Bryan Hopkins (105), 2002-06
9	33.7	Nic Moore (3366/100), 2013-16
10	33.0	David Piehler (112), 1979-83
11	32.9	Troy Matthews (110), 1993-97
12	32.6	Brad Branson (54), 1978-80
	32.6	Paul McCoy (1631/50), 2008-10
14	32.3	Jon Koncak (123), 1981-85
	32.3	Butch Moore (125), 1982-86
16	32.1	Larry Davis (122), 1981-85
17	32.0	Stephen Woods (112), 1996-00
18	31.3	Jeremiah Samarrippas (2066/66), 2010-12
19	31.1	Tim Mason (112), 1989-93
20	31.0	Derrick Roberts (3284/106), 2004-08
21	30.5	Quinton Ross (119), 1999-03
22	30.1	Mike Wilson (85), 1990-93
	30.1	Carl Wright (96), 1982-85
24	30.0	Jemeil Rich (81), 1994-97
	30.0	Willie Davis (109), 1997-01



**20
JAMES
PYLE**
G, 6-3, 175, FR - RS
Overland Park, Kan.
St. Thomas Aquinas

2017-18 (Sophomore):

2017 Summer Tour (Canada - Aug. 7-14): DNP due to injury.

2016-17 (Freshman): Played in 12 games... Had 7 points and 4 rebounds in 17 minutes... GAME HIGHLIGHTS: Had 5 points (2-3 FG, 1-2 3FG) in 3 minutes vs. Memphis 3/4...Had 2 points and 2 rebounds in the win at Tulsa 2/4...Had a steal and a rebound vs. USF 1/7...Had a rebound vs. McNeese 12/14...Made SMU debut in the final minute vs. Delaware State 12/4...Dressed for he first time on 12/2 vs. CSU Bakersfield after practicing with the team since 10/13.

HIGHS	SEASON	CAREER	CONF. GAME	CONF. TOUR./POST
MINUTES	4, Northwestern St 11/15/17	4, Northwestern St 11/15/17	3, East Carolina 2/1/17	
			3, Tulsa 3/2/17	
			3, Memphis 3/4/17	
FG	1, Northwestern St 11/15/17	2, Memphis 3/4/17	2, Memphis 3/4/17	
FGA	2, Northwestern St 11/15/17	3, Memphis 3/4/17	3, Memphis 3/4/17	
3FG		1, Memphis 3/4/17	1, Memphis 3/4/17	
3FGA	1, Northwestern St 11/15/17	2, Memphis 3/4/17	2, Memphis 3/4/17	
FT				
FTA	2, Cal Poly 12/19/17	2, Cal Poly 12/19/17		
REBOUNDS	1, UTRGV 11/28/17	2, at Tulsa 2/4/17	2, at Tulsa 2/4/17	
ASSISTS				
BLOCKS				
STEALS		1, USF 1/7/17	1, USF 1/7/17	
POINTS	2, Northwestern St 11/15/17	5, Memphis 3/4/17	5, Memphis 3/4/17	

2017-18 GAME BY GAME STATISTICS

Opponent	Date	GS	Min	FG	FGA	Pct	3FG	FGA	Pct	FT	FTA	Pct	Off	Def	Tot	Avg	PF	FO	A	TO	Blk	Stl	Pts	Avg
UMBC	11/10/17	2	0	0	.000	0	0	.000	0	0	.000	0	0	0	0	0.0	0	0	0	1	0	0	0	0.0
ULM	11/12/17	1	0	0	.000	0	0	.000	0	0	.000	0	0	0	0	0.0	0	0	0	0	0	0	0	0.0
NORTHWESTERN STATE	11/15/17	4	1	2	.500	0	1	.000	0	0	.000	0	0	0	0	0.0	0	0	0	0	0	0	2	0.7
UAPB	11/18/17	2	0	0	.000	0	0	.000	0	0	.000	0	0	0	0	0.0	0	0	0	0	0	0	0	0.5
vs UNI	11/22/17	DNP																						
vs Arizona	11/23/17	DNP																						
vs Western Kentucky	11/24/17	DNP																						
UTRGV	11/28/17	1	0	0	.000	0	0	.000	0	0	.000	0	1	1	0.2	0	0	0	0	0	0	0	0	0.4
USC	12/02/17	0	0	0	.000	0	0	.000	0	0	.000	0	0	0	0	0.2	0	0	0	0	0	0	0	0.3
at TCU	12/05/17	DNP																						
NEW ORLEANS	12/13/17	1	0	0	.000	0	0	.000	0	0	.000	0	0	0	0	0.1	0	0	0	0	0	0	0	0.3
BOISE STATE	12/18/17	2	0	0	.000	0	0	.000	0	0	.000	0	0	0	0	0.1	1	0	0	0	0	0	0	0.3
CAL POLY	12/19/17	2	0	0	.000	0	0	.000	0	2	.000	0	0	0	0	0.1	0	0	0	0	0	0	0	0.2
UCF	12/27/17	DNP																						
USF	12/31/17	2	0	1	.000	0	0	.000	0	0	.000	0	0	0	0	0.1	0	0	0	0	0	0	0	0.2
Totals		0	17	1	3	.333	0	1	.000	0	2	.000	0	1	1	0.1	1	0	0	1	0	0	2	0.2

Games played: 10
Minutes/game: 1.7
Points/game: 0.2
FG Pct: 33.3
3FG Pct: 0.0
FT Pct: 0.0

Rebounds/game: 0.1
Turnovers/game: 0.1

CAREER STATISTICS

Year	GP	GS	Min	Avg	FG	FGA	Pct	3FG	FGA	Pct	FT	FTA	Pct	Off	Def	Tot	Avg	PF	FO	Ast	TO	Blk	Stl	Pts	Avg
2016-17	12	0	17	1.4	3	6	.500	1	3	.333	0	0	.000	1	3	4	0.3	1	0	0	2	0	1	7	0.6
2017-18	10	0	17	1.7	1	3	.333	0	1	.000	0	2	.000	0	1	1	0.1	1	0	0	1	0	0	2	0.2
TOTAL	22	0	34	1.5	4	9	.444	1	4	.250	0	2	.000	1	4	5	0.2	2	0	0	3	0	1	9	0.4



24 EVERETT RAY F, 6-7, 220, FR - HS Addison, Texas Trinity Christian Academy

2017-18 (Freshman): Had 12 points and 10 rebounds while hitting 5-5 FGs (1-1 3FG) with 2 assists vs UAPB 11/18.

2017 Summer Tour (Canada - Aug. 7-14): Averaged 3.3 points (5-10 FG), 10.3 rebounds and 1.0 assists... had 6 points and 17 rebounds in the final game vs. M.A.D.E. of the Crown League.

Prep: Was a forward for Coach Terrelle Woodson at University Academy in Addison... Scored over 2,000 points during his high school career... In 2016-17, averaged 28.4 points, 14.5 rebounds, 6 assists and 2.4 blocks... Was a three-star signee in 2015-16 season with CHANT Home School where he averaged 22 points, 14 rebounds and 6 assists... In 2015-16, was the Big South Junior Player of the Year and Offensive player of the year... In 2014-15, helped his team to the state finals... Was named to the All-State, All-District and All-Academic first teams... Played AAU for 210 D1 Premier... In 2015, he played at the NBA Players Association Top 100 Camp... Also lettered in golf and soccer... Was named Most Improved in Golf... Graduated Summa Cum Laude.

HIGHS	SEASON	AAC GAME	CONF. TOUR./POST
MINUTES	29, v Northern Iowa 11/22/17	11, USF 12/31/17	
FG	5, UAPB 11/18/17	1, USF 12/31/17	
FGA	5, UAPB 11/18/17	2, USF 12/31/17	
3FG	1, UAPB 11/18/17 1, v Northern Iowa 11/22/17		
3FGA	1, UAPB 11/18/17 1, v Northern Iowa 11/22/17		
FT	2, ULM 11/12/17	1, USF 12/31/17	
FTA	4, UAPB 11/18/17	2, USF 12/31/17	
REBOUNDS	10, UAPB 11/18/17	4, USF 12/31/17	
ASSISTS	2, UAPB 11/18/17		
BLOCKS	1, UMBC 11/10/17		
STEALS	2, Northwestern St 11/15/17		
POINTS	12, UAPB 11/18/17	3, USF 12/31/17	
DOUBLE-DOUBLES	1 - UAPB 11/18/17 (12 pts, 10 rebs)		


Personal: His father Clifford Ray played 10 years in the NBA, three with the Chicago Bulls and seven with the Golden State Warriors.

2017-18 GAME-BY-GAME STATISTICS

Opponent	Date	GS	Min	FG	FGA	Pct	3FG	FGA	Pct	FT	FTA	Pct	Off	Def	Tot	Avg	PF	FO	A	TO	Blk	Stl	Pts	Avg
UMBC	11/10/17	15	1	1	1.000	0	0	.000	1	2	.500	2	1	3	3.0	2	0	0	1	0	0	3	3.0	
ULM	11/12/17	10	0	0	.000	0	0	.000	2	2	1.000	1	0	1	2.0	1	0	0	2	0	0	2	2.5	
NORTHWESTERN STATE	11/15/17	18	2	4	.500	0	0	.000	0	2	.000	3	3	6	3.3	3	0	1	0	0	2	4	3.0	
UAPB	11/18/17	24	5	5	1.000	1	1	1.000	1	4	.250	3	7	10	5.0	1	0	2	2	0	0	12	5.3	
vs UNI	11/22/17	29	2	2	1.000	1	1	1.000	0	2	.000	0	3	3	4.6	5	1	1	2	0	0	5	5.2	
vs Arizona	11/23/17	6	0	1	.000	0	0	.000	0	0	.000	1	1	2	4.2	1	0	0	0	0	0	0	4.3	
vs Western Kentucky	11/24/17	5	0	1	.000	0	0	.000	0	0	.000	1	0	1	3.7	0	0	0	1	0	0	0	3.7	
UTRGV	11/28/17	6	1	1	1.000	0	0	.000	0	2	.000	1	2	3	3.6	1	0	1	1	0	0	2	3.5	
USC	12/02/17	0	0	0	.000	0	0	.000	0	0	.000	0	0	0	3.2	0	0	0	0	0	0	0	3.1	
at TCU	12/05/17	11	1	2	.500	0	0	.000	0	1	.000	1	2	3	3.2	3	0	0	1	0	0	2	3.0	
NEW ORLEANS	12/13/17	7	1	2	.500	0	0	.000	0	0	.000	2	0	2	3.1	1	0	0	0	0	0	2	2.9	
BOISE STATE	12/18/17	4	0	0	.000	0	0	.000	0	0	.000	0	0	0	2.8	0	0	1	0	0	0	0	2.7	
CAL POLY	12/19/17	4	0	0	.000	0	0	.000	0	0	.000	0	2	2	2.8	1	0	0	0	0	0	0	2.5	
UCF	12/27/17	DNP																						
USF	12/31/17	11	1	2	.500	0	0	.000	1	2	.500	2	2	4	2.9	4	0	0	0	0	0	3	2.5	
Totals		0	150	14	21	.667	2	2	1.000	5	17	.294	17	23	40	2.9	23	1	6	9	1	2	35	2.5

Games played: 14
Minutes/game: 10.7
Points/game: 2.5
FG Pct: 66.7
3FG Pct: 100.0
FT Pct: 29.4

Rebounds/game: 2.9
Assists/game: 0.4
Turnovers/game: 0.6
Assist/turnover ratio: 0.7
Steals/game: 0.1
Blocks/game: 0.1



31
JIMMY
WHITT
G, 6-3, 175, SO - TR
Columbia, Missouri
Hickman HS
Arkansas

2017-18 (Sophomore): Had 16 points (8-9 FG), 4 rebounds, 3 steals and 2 assists in win vs [-/rv] Boise State 12/18...New career highs of 19 points and 8 assists with 6 rebounds and 3 steals vs New Orleans 12/13...Added 14 points, 4 rebounds and 3 steals in the win vs [14/18] USC 12/2...Had 8 points, 6 rebounds, 4 assists, 2 steals and a block in 36 minutes in the win vs. [2/4] Arizona 11/23... AWARDS: AAC Weekly Honor Roll (Dec. 18).

2017 Summer Tour (Canada - Aug. 7-14): Averaged 12.0 points, 5.0 rebounds, 2.7 assists and 2.3 steals while hitting 14-28 FGs (.500) and 2-3 on threes...Had 15 points, 8 rebounds, 4 assists and 3 steals in the finale vs. M.A.D.E. of the Crown League.

2016-17: Sat out due to NCAA transfer rules.

2015-16 (Freshman - Arkansas): Played in all 32 games, starting 10...Averaged 6.1 points, 1.7 rebounds, 1.1 assists, and 0.6 steals...Shot 38.7 percent overall and 37.5 percent from behind the arc...Converted 79.2 percent for free-throws.

HIGHS	SEASON	CAREER	AAC GAME	CONF. TOUR./POST
MINUTES	37, v Northern Iowa 11/22/17	37, v Northern Iowa 11/22/17	29, USF 12/31/17	8,(UA)vs. Florida 3/10/16
FG	9, UTRGV 11/28/17	9, UTRGV 11/28/17	7,(UA)at Missouri 1/12/16	
FGA	12, UTRGV 11/28/17 12, [14/18] USC 12/2/17	13,(UA)CharlestonSo. 11/20/15	12,(UA)at Mississippi St 2/9/16	3,(UA)vs. Florida 3/10/16
3FG		2,(UA)Tennessee 2/6/16 2,(UA)LSU 2/23/16	2,(UA)Tennessee 2/6/16 2,(UA)LSU 2/23/16	
3FGA		3,(UA)LSU 2/23/16	3,(UA)LSU 2/23/16	
FT	4, UMBC 11/10/17	5,(UA)at Mississippi St 2/9/16	5,(UA)at Mississippi St 2/9/16	
FTA	5, UMBC 11/10/17 5, New Orleans 12/13/17 5, USF 12/31/17	6,(UA)Akron 11/18/15 6,(UA)at Mississippi St 2/9/16 6,(UA)South Carolina 3/5/16	6,(UA)at Mississippi St 2/9/16 6,(UA)South Carolina 3/5/16	
REBOUNDS	9, USF 12/31/17	9, USF 12/31/17	9, USF 12/31/17	1,(UA)vs. Florida 3/10/16
ASSISTS	7, UMBC 11/10/17 7, Northwestern St 11/15/17	7, UMBC 11/10/17 7, Northwestern St 11/15/17	2,(UA)Texas A&M 1/27/16 2,(UA)at Florida 2/3/16 2,(UA)Tennessee 2/6/16 2,(UA)Auburn 2/17/16 2, UCF 12/27/17 2, USF 12/31/17	
BLOCKS	3, v Western Ky. 11/24/17	3, v Western Ky. 11/24/17	2,(UA)Vanderbilt 1/5/16	
STEALS	4, USF 12/31/17	4, USF 12/31/17	4, USF 12/31/17	
POINTS	19, New Orleans 12/13/17	19, New Orleans 12/13/17	15,(UA)at Missouri 1/12/16	

2016-17 GAME-BY-GAME STATISTICS

Opponent	Date	GS	Min	FG	FGA	Pct	3FG	FGA	Pct	FT	FTA	Pct	Off	Def	Tot	Avg	PF	FO	A	TO	Blk	Stl	Pts	Avg	
UMBC	11/10/17	*	29	2	3	.667	0	0	.000	4	5	.800	0	6	6	6.0	2	0	7	3	2	1	8	8.0	
ULM	11/12/17	*	27	3	7	.429	0	0	.000	1	2	.500	2	5	7	6.5	2	0	6	3	0	1	7	7.5	
NORTHWESTERN STATE	11/15/17	*	28	1	3	.333	0	0	.000	1	3	.333	1	3	4	5.7	1	0	7	2	0	2	3	6.0	
UAPB	11/18/17	*	31	5	8	.625	0	0	.000	2	4	.500	1	5	6	5.8	2	0	6	4	0	1	12	7.5	
vs UNI	11/22/17	*	37	5	10	.500	0	0	.000	1	2	.500	2	4	6	5.8	1	0	4	2	2	1	11	8.2	
vs Arizona	11/23/17	*	36	3	11	.273	0	0	.000	2	2	1.000	4	2	6	5.8	4	0	4	3	1	2	8	8.2	
vs Western Kentucky	11/24/17	*	33	3	9	.333	0	0	.000	0	0	.000	2	3	5	5.7	0	0	3	3	3	1	6	7.9	
UTRGV	11/28/17	*	30	9	12	.750	0	0	.000	0	2	.000	2	3	5	5.6	2	0	6	0	0	2	18	9.1	
USC	12/02/17	*	36	7	12	.583	0	0	.000	0	0	.000	1	3	4	5.4	1	0	0	2	0	3	14	9.7	
at TCU	12/05/17	*	16	5	5	1.000	0	0	.000	2	2	1.000	0	0	0	4.9	5	1	3	1	0	0	12	9.9	
NEW ORLEANS	12/13/17	*	34	8	11	.727	0	0	.000	3	5	.600	4	2	6	5.0	1	0	8	3	0	3	19	10.7	
BOISE STATE	12/18/17	*	27	8	9	.889	0	0	.000	0	1	.000	0	4	4	4.9	3	0	2	1	0	3	16	11.2	
CAL POLY	12/19/17	*	28	4	7	.571	0	0	.000	1	4	.250	1	7	8	5.2	2	0	2	1	0	2	9	11.0	
UCF	12/27/17	*	23	3	4	.750	0	0	.000	0	0	.000	0	0	0	4.8	2	0	2	2	0	1	6	10.6	
USF	12/31/17	*	29	5	6	.833	0	0	.000	1	5	.200	2	7	9	5.1	2	0	2	1	0	4	11	10.7	
Totals			15	444	71	117	.607	0	0	.000	18	37	.486	22	54	76	5.1	30	1	62	31	8	27	160	10.7

Games played: 15
Minutes/game: 29.6
Points/game: 10.7
FG Pct: 60.7
FT Pct: 48.6

Rebounds/game: 5.1
Assists/game: 4.1
Turnovers/game: 2.1
Assist/turnover ratio: 2.0
Steals/game: 1.8
Blocks/game: 0.5

CAREER STATISTICS

Year	GP	GS	Min	Avg	FG	FGA	Pct	3FG	FGA	Pct	FT	FTA	Pct	Off	Def	Tot	Avg	PF	FO	Ast	TO	Blk	Stl	Pts	Avg
2015-16*	32	10	550	17.2	75	194	.387	6	16	.375	38	48	.792	11	42	53	1.7	66	0	35	31	6	20	194	6.1
2016-17	Transfer																								
2017-18	15	15	444	29.6	71	117	.607	0	0	.000	18	37	.486	22	54	76	5.1	30	1	62	31	8	27	160	10.7
All*	47	25	994	21.1	146	311	.469	6	16	.375	56	85	.659	33	96	129	2.7	96	1	97	62	14	47	354	7.5

* Statistics from prior team/school



13
LUKE WILFONG
G, 6-1, 170, FR - HS
Memphis, Tennessee
Memphis University
School

2017-18 (Freshman): Hit a 3-pointer and had a steal in 2 minuts vs USF 12/31.

2017 Summer Tour (Canada - Aug. 7-14): Played in the finale vs. M.A.D.E. of the Crown League, recording a steal and a rebound.

Prep: Was a guard for coach Matt Bakke at Memphis University School in Memphis, Tenn... Averaged 10.4 point, 5.3 rebounds and 5.0 assists during high school... Helped his team reach the State Championship all four years, including the Championship game his freshman year... Played club basketball with M33M under coach Ernie Kuyper... Academically, was a member of the Dean's List and Faculty Honor Roll all four years... Was also a member of the National Honor Society, Spanish Honor Society and History Honor Society.

Personal: Born June 1998... Mother Catherine and father John... His father played basketball at Memphis from 1983-87... Brother Jonathan played basketball from 2013-17... His uncle Ben Sensing also attended SMU... Anticipated majors are Finance and Sport Management.

HIGHS	SEASON	AAC GAME	CONF. TOUR./POST
MINUTES	2, Northwestern St 11/15/17 2, USF 12/31/17	2, USF 12/31/17	
FG	1, [-/w] Boise St 12/18/17 1, USF 12/31/17	1, USF 12/31/17	
FGA	1, [-/w] Boise St 12/18/17 1, USF 12/31/17	1, USF 12/31/17	
3FG			
3FGA			
FT			
FTA			
REBOUNDS	1, [-/w] Boise St 12/18/17		
ASSISTS			
BLOCKS			
STEALS	1, USF 12/31/17	1, USF 12/31/17	
POINTS	3, USF 12/31/17	3, USF 12/31/17	

2017-18 GAME-BY-GAME STATISTICS

Opponent	Date	GS	Min	FG	FGA	Pct	3FG	FGA	Pct	FT	FTA	Pct	Off	Def	Tot	Avg	PF	FO	A	TO	Blk	Stl	Pts	Avg
UMBC	11/10/17		DNP																					
ULM	11/12/17		1	0	0	.000	0	0	.000	0	0	.000	0	0	0	0.0	0	0	0	0	0	0	0	0.0
NORTHWESTERN STATE	11/15/17		2	0	0	.000	0	0	.000	0	0	.000	0	0	0	0.0	1	0	0	0	0	0	0	0.0
UAPB	11/18/17		1	0	0	.000	0	0	.000	0	0	.000	0	0	0	0.0	0	0	0	0	0	0	0	0.0
vs UNI	11/22/17		DNP																					
vs Arizona	11/23/17		DNP																					
vs Western Kentucky	11/24/17		DNP																					
UTRGV	11/28/17		1	0	0	.000	0	0	.000	0	0	.000	0	0	0	0.0	0	0	0	0	0	0	0	0.0
USC	12/02/17		0	0	0	.000	0	0	.000	0	0	.000	0	0	0	0.0	0	0	0	0	0	0	0	0.0
at TCU	12/05/17		DNP																					
NEW ORLEANS	12/13/17		1	0	0	.000	0	0	.000	0	0	.000	0	0	0	0.0	0	0	0	0	0	0	0	0.0
BOISE STATE	12/18/17		1	1	1	1.000	0	0	.000	0	0	.000	1	0	1	0.1	0	0	0	0	0	0	2	0.3
CAL POLY	12/19/17		1	0	0	.000	0	0	.000	0	0	.000	0	0	0	0.1	0	0	0	0	0	0	0	0.3
UCF	12/27/17		DNP																					
USF	12/31/17		2	1	1	1.000	1	1	1.000	0	0	.000	0	0	0	0.1	0	0	0	0	0	1	3	0.6
Totals			0	10	2	2	1.000	1	1	1.000	0	0	.000	1	0	1	0.1	1	0	0	0	1	5	0.6

Games played: 9
Minutes/game: 1.1
Points/game: 0.6
FG Pct: 100.0
3FG Pct: 100.0

Rebounds/game: 0.1
Steals/game: 0.1

2017-18 Individual Levels

2017-18 Individual Levels			17-18	Tot	SCORING - Season												Career												REBOUNDING - Season												Career												Double-Doubles	
			GP	GP	10+	15+	20+	25+	30+	35+	10+	15+	20+	25+	30+	35+	8+	10+	12+	14+	16+	8+	10+	12+	14+	16+	Season	Career																										
0	Jr.	Jahmal McMurray	4	40	3	1					35	21	9	2	1																																							
1	Jr.	Shake Milton	15	80	15	8	4	1			58	25	11	2			1					4							1																									
3	Fr.	William Douglas	15	15																																																		
5	Fr.	Ethan Chargois	15	15	10	7	3				10	7	3				3					3																																
10	Jr.	Jarrey Foster	15	79	11	7					27	14					4					10	2	1					1																									
12	So.	James Pyle	10	22																																																		
15	So.	Isiaha Mike		32							18	10	4									8	3	1					2																									
20	Fr.	Elijah Landrum	14	14																																																		
21	Sr.	Ben Emelogu II	15	106	8	4	1				20	9	3				2	1				2	1				1		1																									
22	Fr.	Luke Wilfong	9	9																																																		
23	Sr.	Akoy Agau	9	63							3											6	3	1					1																									
24	Fr.	Everett Ray	14	14	1						1						1	1				1	1				1		1																									
31	So.	Jimmy Whiti	15	47	8	3					17	4					2					2																																

			17-18	Tot	ASSISTS - Season							Career						STEALS - Season							Career						BLOCKS - Season							Career				
			GP	GP	5+	7+	10+	5+	7+	10+			3+	4+	5+	6+	3+	4+	5+	6+			2+	3+	4+	5+	6+	2+	3+	4+	5+	6+										
0	Jr.	Jahmal McMurray	4	40				4																																		
1	Jr.	Shake Milton	15	80	7	3		31	8	1			1	1			8	3					3	1				4	1													
3	Fr.	William Douglas	15	15									2				2																									
5	Fr.	Ethan Chargois	15	15																																						
10	Jr.	Jarrey Foster	15	79	4			6	1														5	3	2			13	6	3												
12	Fr.	James Pyle	10	22																																						
15	So.	Isiaha Mike	0	32				1									3											7	1													
20	Fr.	Elijah Landrum	14	14																																						
21	Sr.	Ben Emelogu II	15	106	2			5	1				3				7	1										2	1													
22	Fr.	Luke Wilfong	9	9																																						
23	Sr.	Akoy Agau	9	63				1																				6	4	1	1											
24	Fr.	Everett Ray	14	14																																						
31	So.	Jimmy Whiti	15	47	6	3		6	3				4	1			4	1					3	1				5	1													

Games as Category Leade

Games as Category Leade			17-18	Tot	SCORING		REBOUNDS		ASSISTS		STEALS		BLOCKS	
Overall/Career (at SMU only)			GP	GP	Season	Career	Season	Career	Season	Career	Season	Career	Season	Career
0	Jr.	Jahmal McMurray	4	40	1	1								
1	Jr.	Shake Milton	15	80	7	17	3	4	6	29	7	26	3	8
3	Fr.	William Douglas	15	15							3	3	1	1
5	Fr.	Ethan Chargois	15	15	3	3	5	5					4	4
10	Jr.	Jarrey Foster	15	79	3	5	3	7	1	6	2	13	8	21
12	Fr.	James Pyle	10	22										
15	So.	Isiaha Mike	0	32										
20	Fr.	Elijah Landrum	14	14					1	1	1	1		
21	Sr.	Ben Emelogu II	15	106	2	2	4	5	2	5	4	14	1	1
22	Fr.	Luke Wilfong	9	9										
23	Sr.	Akoy Agau	9	63									1	1
24	Fr.	Everett Ray	14	14			1	1			1	1		
31	So.	Jimmy Whitt	15	47	2	2	3	3	6	6	9	9	3	3

SMU - INDIVIDUAL GAME HIGHS

Points	28 MILTON, Shake vs UMBC (11/10/17)
	24 MILTON, Shake vs ULM (11/12/17)
	23 CHARGOIS, Ethan vs ULM (11/12/17)
	22 MILTON, Shake vs USC (12/2/17)
	22 MILTON, Shake vs UTRGV (11/28/17)
	21 CHARGOIS, Ethan at TCU (12/05/17)
	21 CHARGOIS, Ethan vs Western Kentucky (11/24/17)
Field Goals Made	20 EMELOGU, Ben vs Arizona (11/23/17)
	9 WHITT, Jimmy vs UTRGV (11/28/17)
	8 WHITT, Jimmy vs Boise State (12/18/17)
	8 WHITT, Jimmy vs New Orleans (12/13/17)
	8 CHARGOIS, Ethan at TCU (12/05/17)
	8 CHARGOIS, Ethan vs Western Kentucky (11/24/17)
	8 FOSTER, Jarrey vs Western Kentucky (11/24/17)
	8 FOSTER, Jarrey vs UNI (11/22/17)
	8 CHARGOIS, Ethan vs ULM (11/23/17)
Field Goal Att.	19 MILTON, Shake vs UNI (11/22/17)
	18 MILTON, Shake vs UMBC (11/10/17)
FG Pct (min 5 made)	1.000 (6-6) EMELOGU, Ben vs Cal Poly (12/19/17)
	1.000 (5-5) WHITT, Jimmy at TCU (12/05/17)
	1.000 (5-5) RAY, Everett vs UAPB (11/18/17)
3-Point FG Made	5 EMELOGU, Ben vs Cal Poly (12/19/17)
	5 EMELOGU, Ben vs Arizona (11/23/17)
	5 EMELOGU, Ben vs Northwestern State (11/15/17)
3-Point FG Att.	12 MILTON, Shake vs UMBC (11/10/17)
	8 MILTON, Shake vs Cal Poly (12/19/17)
	8 MILTON, Shake at TCU (12/05/17)
	8 MILTON, Shake vs UAPB (11/18/17)
3-Pt FG Pct (min 2 made)	1.000 (5-5) EMELOGU, Ben vs Cal Poly (12/19/17)
	1.000 (3-3) EMELOGU, Ben vs New Orleans (12/13/17)
	1.000 (3-3) FOSTER, Jarrey vs UTRGV (11/28/17)
Free Throws Made	10 MILTON, Shake vs UMBC (11/10/17)
	9 MILTON, Shake vs UTRGV (11/28/17)
Free Throw Att.	10 MILTON, Shake vs USC (12/2/17)
	10 MILTON, Shake vs UTRGV (11/28/17)
	10 MILTON, Shake vs UMBC (11/10/17)
FT Pct (min 6 made)	1.000 (10-10) MILTON, Shake vs UMBC (11/10/17)
	.900 (9-10) MILTON, Shake vs UTRGV (11/28/17)
Rebounds	10 EMELOGU, Ben vs UAPB (11/18/17)
	10 RAY, Everett vs UAPB (11/18/17)
	9 WHITT, Jimmy vs USF (12/31/17)
	9 FOSTER, Jarrey vs UCF (12/27/17)
	9 FOSTER, Jarrey vs USC (12/2/17)
	9 EMELOGU, Ben vs Northwestern State (11/15/17)
Assists	9 CHARGOIS, Ethan vs ULM (11/12/17)
	9 MILTON, Shake at TCU (12/05/17)
	9 MILTON, Shake vs USC (12/2/17)
	8 WHITT, Jimmy vs New Orleans (12/13/17)
	7 MILTON, Shake vs Boise State (12/18/17)
	7 WHITT, Jimmy vs Northwestern State (11/15/17)
	7 WHITT, Jimmy vs UMBC (11/10/17)
Steals	4 WHITT, Jimmy vs USF (12/31/17)
	4 MILTON, Shake at TCU (12/05/17)
	3 EMELOGU, Ben vs UCF (12/27/17)
	3 WHITT, Jimmy vs Boise State (12/18/17)
	3 WHITT, Jimmy vs New Orleans (12/13/17)
	3 EMELOGU, Ben at TCU (12/05/17)
	3 EMELOGU, Ben vs USC (12/2/17)
	3 DOUGLAS, William vs USC (12/2/17)
	3 WHITT, Jimmy vs USC (12/2/17)
	3 DOUGLAS, William vs Western Kentucky (11/24/17)
Blocked Shots	4 CHARGOIS, Ethan vs New Orleans (12/13/17)
	4 FOSTER, Jarrey vs Arizona (11/23/17)
	4 FOSTER, Jarrey vs Northwestern State (11/15/17)
	4 FOSTER, Jarrey vs UCF (12/27/17)
	3 CHARGOIS, Ethan vs Boise State (12/18/17)
	3 MILTON, Shake vs Western Kentucky (11/24/17)
	3 WHITT, Jimmy vs Western Kentucky (11/24/17)
Turnovers	5 MILTON, Shake vs New Orleans (12/13/17)
Fouls	5 WHITT, Jimmy at TCU (12/05/17)
	5 DOUGLAS, William at TCU (12/05/17)
	5 RAY, Everett vs UNI (11/22/17)
Minutes	40 MILTON, Shake vs UCF (12/27/17)
	40 FOSTER, Jarrey at TCU (12/05/17)
	40 MILTON, Shake at TCU (12/05/17)
	40 FOSTER, Jarrey vs USC (12/2/17)
	40 EMELOGU, Ben vs USC (12/2/17)
	40 MILTON, Shake vs USC (12/2/17)
	40 MILTON, Shake vs UNI (11/22/17)
	40 MILTON, Shake vs UMBC (11/10/17)

OPPONENT INDIVIDUAL GAME HIGHS

Points	27 WILLIAMS, Kenrich at TCU (12/05/17)
	24 Lyles, Jairus vs UMBC (11/10/17)
	23 Lamar, Arkel vs UMBC (11/10/17)
	22 Trier, Allonzo vs Arizona (11/23/17)
	19 MARTAVEOUS, MCKNIGHT vs UAPB (11/18/17)
Field Goals Made	8 Trier, Allonzo vs Arizona (11/23/17)
	7 WILLIAMS, Kenrich at TCU (12/05/17)
	7 MARTAVEOUS, MCKNIGHT vs UAPB (11/18/17)
Field Goal Att.	16 Trier, Allonzo vs Arizona (11/23/17)
	15 HUTCHISON, Chandler vs Boise State (12/18/17)
	15 MARTAVEOUS, MCKNIGHT vs UAPB (11/18/17)
	15 Lyles, Jairus vs UMBC (11/10/17)
FG Pct (min 5 made)	.875 (7-8) WILLIAMS, Kenrich at TCU (12/05/17)
	.714 (5-7) ROBINSON, Bryson vs New Orleans (12/13/17)
	.714 (5-7) CHARLES, Ezekiel vs New Orleans (12/13/17)
	.714 (5-7) COLEBY, Dwight vs Western Kentucky (11/24/17)
3-Point FG Made	5 WILLIAMS, Kenrich at TCU (12/05/17)
	5 Hoffman, Mike vs UTRGV (11/28/17)
3-Point FG Att.	9 Joseph, Victor vs Cal Poly (12/19/17)
	9 Niziol, Jakub vs Cal Poly (12/19/17)
	9 Hoffman, Mike vs UTRGV (11/28/17)
	9 Trier, Allonzo vs Arizona (11/23/17)
3-Pt FG Pct (min 2 made)	1.000 (3-3) NOI, Kouat at TCU (12/05/17)
	.833 (5-6) WILLIAMS, Kenrich at TCU (12/05/17)
Free Throws Made	10 Lyles, Jairus vs UMBC (11/10/17)
	8 WILLIAMS, Kenrich at TCU (12/05/17)
Free Throw Att.	13 Lyles, Jairus vs UMBC (11/10/17)
	10 WILLIAMS, Kenrich at TCU (12/05/17)
FT Pct (min 6 made)	.875 (7-8) FISHER, Jaylen at TCU (12/05/17)
	.875 (7-8) NOI, Kouat at TCU (12/05/17)
	.875 (7-8) Lamar, Arkel vs UMBC (11/10/17)
Rebounds	15 Ayton, Deandre vs Arizona (11/23/17)
	12 COLEBY, Dwight vs Western Kentucky (11/24/17)
	12 Lamar, Arkel vs UMBC (11/10/17)
	10 MARTIN, Malik vs USF (12/31/17)
	9 WILLIAMS, Kenrich at TCU (12/05/17)
	9 Pickford, Tywhon vs UNI (11/22/17)
	9 FISHER, Jaylen at TCU (12/05/17)
	8 Fields, Donovan vs Cal Poly (12/19/17)
	7 McLaughlin, Jordan vs USC (12/2/17)
	6 Levi, Javon vs UTRGV (11/28/17)
	6 BEARDEN, Lamonte vs Western Kentucky (11/24/17)
Steals	5 BEARDEN, Lamonte vs Western Kentucky (11/24/17)
	3 SAMUEL, Terrence vs USF (12/31/17)
	3 GRIFFIN, Dayon vs UCF (12/27/17)
	3 HUTCHISON, Chandler vs Boise State (12/18/17)
	3 WILLIAMS, Kenrich at TCU (12/05/17)
	3 McLaughlin, Jordan vs USC (12/2/17)
	3 MARTAVEOUS, MCKNIGHT vs UAPB (11/18/17)
Blocked Shots	3 McDaniel Jr., Xavier vs UTRGV (11/28/17)
	3 Hoffman, Mike vs UTRGV (11/28/17)
	2 MARTIN, Malik vs USF (12/31/17)
	2 Hollingsworth, Hank vs Cal Poly (12/19/17)
	2 Boatwright, Bennie vs USC (12/2/17)
	2 COLEBY, Dwight vs Western Kentucky (11/24/17)
	2 THOMPSON, Darius vs Western Kentucky (11/24/17)
	2 Lee, Ira vs Arizona (11/23/17)
	2 Ayton, Deandre vs Arizona (11/23/17)
	2 Lane, Ishmael vs Northwestern State (11/15/17)
Turnovers	7 WILLIAMS, Kenrich at TCU (12/05/17)
	6 COLLINS, David vs USF (12/31/17)
Fouls	4 BROWN, Justin vs USF (12/31/17)
	4 COLLINS, David vs USF (12/31/17)
	4 DAVIS, AJ vs UCF (12/27/17)
	4 HANEY, Zach vs Boise State (12/18/17)
	4 Levi, Javon vs UTRGV (11/28/17)
	4 Ayton, Deandre vs Arizona (11/23/17)
	4 Pinder, Keanu vs Arizona (11/23/17)
	4 CHARLES, JACKSON vs UAPB (11/18/17)
	4 TRAVON, HARPER vs UAPB (11/18/17)
	4 Hall, Devonte vs Northwestern State (11/15/17)
	4 Taylor, Roderick vs ULM (11/12/17)
	4 Alabakis, Sam vs ULM (11/12/17)
	4 Jean-Pierre, Marvin vs ULM (11/12/17)
	4 Sherburne, Joe vs UMBC (11/10/17)
	4 Curran, Max vs UMBC (11/10/17)

SMU - TEAM GAME HIGHS

POINTS	95	UTRGV (11/28/17)
	86	BOISE STATE (12/18/17)
	84	CAL POLY (12/19/17)
	83	at TCU (12/05/17)
FIELD GOALS MADE	83	ULM (11/12/17)
	33	BOISE STATE (12/18/17)
FIELD GOAL ATTEMPTS	33	UTRGV (11/28/17)
	70	vs Arizona (11/23/17)
FIELD GOAL PERCENTAGE	.589 (33-56)	BOISE STATE (12/18/17)
	.550 (33-60)	UTRGV (11/28/17)
3 PT FIELD GOALS MADE	15	CAL POLY (12/19/17)
	13	NORTHWESTERN STATE (11/15/17)
3 PT FG ATTEMPTS	31	NORTHWESTERN STATE (11/15/17)
	28	CAL POLY (12/19/17)
3 PT FG PERCENTAGE	.536 (15-28)	CAL POLY (12/19/17)
	.529 (9-17)	UTRGV (11/28/17)
FREE THROWS MADE	26	UMBC (11/10/17)
FREE THROW ATTEMPTS	20	UTRGV (11/28/17)
	35	UMBC (11/10/17)
FREE THROW PERCENTAGE	.810 (17-21)	ULM (11/12/17)
	.769 (20-26)	UTRGV (11/28/17)
REBOUNDS	46	NORTHWESTERN STATE (11/15/17)
	44	USF (12/31/17)
ASSISTS	43	UAPB (11/18/17)
	24	NEW ORLEANS (12/13/17)
	24	UAPB (11/18/17)
	21	BOISE STATE (12/18/17)
	21	UTRGV (11/28/17)
	21	NORTHWESTERN STATE (11/15/17)
STEALS	13	USF (12/31/17)
	12	at TCU (12/05/17)
BLOCKED SHOTS	11	UCF (12/27/17)
	8	NORTHWESTERN STATE (11/15/17)
	7	UCF (12/27/17)
TURNOVERS	7	vs Western Kentucky (11/24/17)
	21	vs Western Kentucky (11/24/17)
	17	NEW ORLEANS (12/13/17)
FOULS	29	at TCU (12/05/17)
	22	UMBC (11/10/17)

Opponent - GAME HIGHS

POINTS	94	at TCU (12/05/17)
	67	UMBC (11/10/17)
	66	NEW ORLEANS (12/13/17)
	65	ULM (11/12/17)
FIELD GOALS MADE	64	CAL POLY (12/19/17)
	64	UTRGV (11/28/17)
	26	at TCU (12/05/17)
FIELD GOAL ATTEMPTS	25	NEW ORLEANS (12/13/17)
	25	vs Western Kentucky (11/24/17)
FIELD GOAL PERCENTAGE	.61	BOISE STATE (12/18/17)
	.61	ULM (11/12/17)
3 PT FIELD GOALS MADE	.565 (26-46)	at TCU (12/05/17)
	.479 (23-48)	vs UNI (11/22/17)
	12	CAL POLY (12/19/17)
	12	at TCU (12/05/17)
3 PT FG ATTEMPTS	12	UTRGV (11/28/17)
	38	CAL POLY (12/19/17)
3 PT FG PERCENTAGE	.533 (8-15)	BOISE STATE (12/18/17)
	.500 (12-24)	NEW ORLEANS (12/13/17)
FREE THROWS MADE	30	at TCU (12/05/17)
FREE THROW ATTEMPTS	17	UMBC (11/10/17)
	37	at TCU (12/05/17)
FREE THROW PERCENTAGE	.811 (30-37)	at TCU (12/05/17)
	.714 (10-14)	ULM (11/12/17)
REBOUNDS	43	vs Arizona (11/23/17)
	39	NORTHWESTERN STATE (11/15/17)
	38	UCF (12/27/17)
ASSISTS	37	vs UNI (11/22/17)
	21	at TCU (12/05/17)
	19	CAL POLY (12/19/17)
STEALS	16	UTRGV (11/28/17)
	11	vs Western Kentucky (11/24/17)
BLOCKED SHOTS	9	NEW ORLEANS (12/13/17)
	7	vs Arizona (11/23/17)
	6	UTRGV (11/28/17)
TURNOVERS	5	CAL POLY (12/19/17)
	21	USF (12/31/17)
	21	NORTHWESTERN STATE (11/15/17)
FOULS	26	UMBC (11/10/17)
	24	UTRGV (11/28/17)

SMU - GAME LOWS

POINTS	56	UCF (12/27/17)
	58	vs UNI (11/22/17)
	61	vs Western Kentucky (11/24/17)
	66	vs Arizona (11/23/17)
FIELD GOALS MADE	22	UMBC (11/10/17)
	22	vs Arizona (11/23/17)
FIELD GOAL ATTEMPTS	47	UMBC (11/10/17)
	49	UAPB (11/18/17)
FIELD GOAL PERCENTAGE	.314 (22-70)	vs Arizona (11/23/17)
	.390 (23-59)	vs UNI (11/22/17)
3 PT FIELD GOALS MADE	6	vs UNI (11/22/17)
	6	at TCU (12/05/17)
3 PT FG ATTEMPTS	6	UCF (12/27/17)
	16	USC (12/2/17)
	17	UTRGV (11/28/17)
3 PT FG PERCENTAGE	.286 (6-21)	vs UNI (11/22/17)
	.286 (6-21)	at TCU (12/05/17)
FREE THROWS MADE	3	vs Western Kentucky (11/24/17)
	4	UCF (12/27/17)
FREE THROW ATTEMPTS	6	vs Western Kentucky (11/24/17)
	8	UCF (12/27/17)
FREE THROW PERCENTAGE	.435 (10-23)	USC (12/2/17)
	.500 (3-6)	vs Western Kentucky (11/24/17)
	.500 (4-8)	UCF (12/27/17)
REBOUNDS	24	at TCU (12/05/17)
	27	vs UNI (11/22/17)
	32	USC (12/2/17)
ASSISTS	32	NEW ORLEANS (12/13/17)
	14	UMBC (11/10/17)
	14	vs UNI (11/22/17)
	14	vs Arizona (11/23/17)
STEALS	4	UMBC (11/10/17)
	4	ULM (11/12/17)
BLOCKED SHOTS	1	UTRGV (11/28/17)
	1	USC (12/2/17)
	1	at TCU (12/05/17)
TURNOVERS	1	CAL POLY (12/19/17)
	7	NORTHWESTERN STATE (11/15/17)
	7	UTRGV (11/28/17)
FOULS	12	vs Western Kentucky (11/24/17)

Opponent - GAME LOWS

POINTS	35	NORTHWESTERN STATE (11/15/17)
	37	UAPB (11/18/17)
	39	USF (12/31/17)
	51	UCF (12/27/17)
FIELD GOALS MADE	55	USC (12/2/17)
	12	NORTHWESTERN STATE (11/15/17)
FIELD GOAL ATTEMPTS	13	UAPB (11/18/17)
	46	UAPB (11/18/17)
FIELD GOAL PERCENTAGE	.245 (12-49)	at TCU (12/05/17)
	.280 (14-50)	NORTHWESTERN STATE (11/15/17)
3 PT FIELD GOALS MADE	3	USF (12/31/17)
	3	UAPB (11/18/17)
3 PT FG ATTEMPTS	3	USF (12/31/17)
	12	UCF (12/27/17)
3 PT FG PERCENTAGE	.143 (3-21)	NEW ORLEANS (12/13/17)
	.150 (3-20)	UAPB (11/18/17)
FREE THROWS MADE	6	UTRGV (11/28/17)
	6	UCF (12/27/17)
FREE THROW ATTEMPTS	11	vs UNI (11/22/17)
	11	UTRGV (11/28/17)
FREE THROW PERCENTAGE	.429 (6-14)	UCF (12/27/17)
	.500 (7-14)	BOISE STATE (12/18/17)
	.500 (8-16)	NORTHWESTERN STATE (11/15/17)
REBOUNDS	21	UAPB (11/18/17)
	26	NEW ORLEANS (12/13/17)
	27	vs Western Kentucky (11/24/17)
	27	UTRGV (11/28/17)
ASSISTS	3	NORTHWESTERN STATE (11/15/17)
	5	UAPB (11/18/17)
STEALS	1	vs Arizona (11/23/17)
	1	UTRGV (11/28/17)
BLOCKED SHOTS	2	CAL POLY (12/19/17)
	0	BOISE STATE (12/18/17)
	1	UMBC (11/10/17)
TURNOVERS	1	ULM (11/12/17)
	9	CAL POLY (12/19/17)
	11	BOISE STATE (12/18/17)
FOULS	11	vs Western Kentucky (11/24/17)
	11	BOISE STATE (12/18/17)

SMU When...	2017-18			Conference			Under Jankovich			Conference		
	W	L	Pct	W	L	Pct	W	L	Pct	W	L	Pct
Record	12	3	0.800	2	0	1.000	51	8	0.864	19	1	0.950
Home	11	0	1.000	2	0	1.000	36	0	1.000	11	0	1.000
Road	0	1	0.000	0	0	#DIV/0!	10	4	0.714	8	1	0.889
Neutral	1	2	0.333	0	0	#DIV/0!	5	4	0.556	0	0	#DIV/0!
Overtime	0	0	#DIV/0!	0	0	#DIV/0!	0	0	#DIV/0!	0	0	#DIV/0!
Leads at half	9	1	0.900	2	0	1.000	42	2	0.955	16	0	1.000
Trails at half	3	2	0.600	0	0	#DIV/0!	8	6	0.571	2	1	0.667
Tied at half	0	0	#DIV/0!	0	0	#DIV/0!	1	0	1.000	1	0	1.000
Leads with 5:00 left in 2nd half	11	1	0.917	2	0	1.000	47	2	0.959	18	0	1.000
Trails with 5:00 left in 2nd half	0	2	0.000	0	0	#DIV/0!	2	6	0.250	0	1	0.000
Tied with 5:00 left in 2nd half	1	0	1.000	0	0	#DIV/0!	2	0	1.000	1	0	1.000
Scores 70+	10	1	0.909	1	0	1.000	42	2	0.955	12	0	1.000
Scores 80+	5	1	0.833	0	0	#DIV/0!	22	1	0.957	7	0	1.000
Scores 90+	1	0	1.000	0	0	#DIV/0!	7	0	1.000	2	0	1.000
Scores 100+	0	0	#DIV/0!	0	0	#DIV/0!	2	0	1.000	0	0	#DIV/0!
Opp. Scores 70+	0	1	0.000	0	0	#DIV/0!	6	4	0.600	2	0	1.000
Opp. Scores 80+	0	1	0.000	0	0	#DIV/0!	0	1	0.000	0	0	#DIV/0!
Opp. Scores 90+	0	1	0.000	0	0	#DIV/0!	0	1	0.000	0	0	#DIV/0!
Opp. Scores 100+	0	0	#DIV/0!	0	0	#DIV/0!	0	0	#DIV/0!	0	0	#DIV/0!
Scores less than 60	1	1	0.500	1	0	1.000	3	2	0.600	2	0	1.000
Scores less than 70	2	2	0.500	1	0	1.000	9	6	0.600	7	1	0.875
Opp. Scores less than 60	5	0	1.000	2	0	1.000	25	0	1.000	9	0	1.000
Opp. Scores less than 70	12	2	0.857	2	0	1.000	45	4	0.918	17	1	0.944
Margin is 3 pts or less	0	2	0.000	0	0	#DIV/0!	1	4	0.200	0	1	0.000
Margin is 5 pts or less	1	2	0.333	1	0	1.000	7	5	0.583	4	1	0.800
Margin is 10 pts or less	2	2	0.500	1	0	1.000	14	6	0.700	7	1	0.875
Shoots better than the opp.	11	0	1.000	2	0	1.000	48	0	1.000	18	0	1.000
Shoots worse than the opp.	1	3	0.250	0	0	#DIV/0!	3	8	0.273	1	1	0.500
Shoots the same as opp.	0	0	#DIV/0!	0	0	#DIV/0!	0	0	#DIV/0!	0	0	#DIV/0!
SMU 50%+ FG	7	1	0.875	0	0	#DIV/0!	26	1	0.963	5	0	1.000
Opp. 50%+ FG	0	1	0.000	0	0	#DIV/0!	0	2	0.000	0	0	#DIV/0!
Opp. at or below 40%	7	0	1.000	2	0	1.000	30	0	1.000	14	0	1.000
Outrebound opponent	10	1	0.909	1	0	1.000	41	5	0.891	14	1	0.933
Outrebounded by opponent	2	2	0.500	1	0	1.000	9	3	0.750	5	0	1.000
Rebounds are even	0	0	#DIV/0!	0	0	#DIV/0!	1	0	1.000	0	0	#DIV/0!
Reb Differential +10 or more	2	1	0.667	1	0	1.000	23	4	0.852	9	0	1.000
Reb Differential -10 or more	0	1	0.000	0	0	#DIV/0!	0	1	0.000	0	0	#DIV/0!
Attempts more FTs	8	0	1.000	1	0	1.000	40	2	0.952	16	1	0.941
Attempts less FTs	2	3	0.400	1	0	1.000	9	6	0.600	3	0	1.000
Attempts the same Fts	2	0	1.000	0	0	#DIV/0!	2	0	1.000	0	0	#DIV/0!
Attempts 20 or more FTs	7	1	0.875	1	0	1.000	29	2	0.935	9	0	1.000
Opp. Attempts 20 or more FTs	1	1	0.500	0	0	#DIV/0!	7	2	0.778	2	0	1.000
FTA differential +10 or more	4	0	1.000	1	0	1.000	19	0	1.000	6	0	1.000
FTA differential -10 or more	0	1	0.000	0	0	#DIV/0!	1	1	0.500	0	0	#DIV/0!
Plays ranked opponent	2	1	0.667	0	0	#DIV/0!	4	2	0.667	1	1	0.500
Plays opponent receiving votes	3	1	0.750	0	0	#DIV/0!	8	4	0.667	1	1	0.500
Plays during the day (pre 6pm start)	1	0	1.000	0	0	#DIV/0!	17	2	0.895	8	0	1.000
Plays at night (6pm or later start)	11	3	0.786	2	0	1.000	34	6	0.850	11	1	0.917
November	6	2	0.750	0	0	#DIV/0!	15	5	0.750	0	0	#DIV/0!
December	6	1	0.857	2	0	1.000	18	1	0.947	4	0	1.000
January	0	0	#DIV/0!	0	0	#DIV/0!	6	1	0.857	6	1	0.857
February	0	0	#DIV/0!	0	0	#DIV/0!	7	0	1.000	7	0	1.000
March	0	0	#DIV/0!	0	0	#DIV/0!	5	1	0.833	2	0	1.000
April	0	0	#DIV/0!	0	0	#DIV/0!	0	0	#DIV/0!	0	0	#DIV/0!
Has more turnovers	3	2	0.600	0	0	#DIV/0!	16	5	0.762	5	1	0.833
Has less turnovers	9	1	0.900	2	0	1.000	31	3	0.912	12	0	1.000
Turnovers are the same	0	0	#DIV/0!	0	0	#DIV/0!	4	0	1.000	2	0	1.000
Has 10 or less turnovers	3	0	1.000	0	0	#DIV/0!	21	2	0.913	9	1	0.900
Opp. Has 10 or less turnovers	2	0	1.000	0	0	#DIV/0!	13	4	0.765	6	1	0.857
Has 20 or more turnovers	0	1	0.000	0	0	#DIV/0!	1	1	0.500	0	0	#DIV/0!
Opp. Has 20 or more turnovers	3	1	0.750	1	0	1.000	4	1	0.800	1	0	1.000
Has more Steals	7	2	0.778	2	0	1.000	25	4	0.862	13	1	0.929
Has less Steals	4	1	0.800	0	0	#DIV/0!	17	3	0.850	4	0	1.000
Steals are the same	1	0	1.000	0	0	#DIV/0!	9	1	0.900	2	0	1.000
Has 10 or more Steals	5	1	0.833	2	0	1.000	9	1	0.900	4	0	1.000
Opp. Has 10 or more Steals	0	1	0.000	0	0	#DIV/0!	4	2	0.667	0	0	#DIV/0!
Has 5 or less Steals	4	1	0.800	0	0	#DIV/0!	21	5	0.808	8	1	0.889
Opp. Has 5 or less Steals	5	1	0.833	1	0	1.000	27	4	0.871	14	1	0.933
Points in paint - more	9	2	0.818	1	0	1.000	41	5	0.891	14	1	0.933
Points in paint - less	2	1	0.667	1	0	1.000	6	2	0.750	3	0	1.000
Points in paint - same	1	0	1.000	0	0	#DIV/0!	4	1	0.800	2	0	1.000
Points off turnovers - more	12	1	0.923	2	0	1.000	39	2	0.951	13	0	1.000
Points off turnovers - less	0	2	0.000	0	0	#DIV/0!	12	6	0.667	6	1	0.857
Points off turnovers - same	0	0	#DIV/0!	0	0	#DIV/0!	0	0	#DIV/0!	0	0	#DIV/0!
2nd chance points - more	11	2	0.846	2	0	1.000	39	7	0.848	12	1	0.923
2nd chance points - less	1	1	0.500	0	0	#DIV/0!	10	1	0.909	6	0	1.000
2nd chance points - same	0	0	#DIV/0!	0	0	#DIV/0!	2	0	1.000	1	0	1.000
Bench points - more	5	0	1.000	1	0	1.000	17	0	1.000	5	0	1.000
Bench points - less	7	3	0.700	1	0	1.000	32	8	0.800	14	1	0.933
Bench points - same	0	0	#DIV/0!	0	0	#DIV/0!	2	0	1.000	0	0	#DIV/0!
Makes 5+ 3pt shots	12	3	0.800	2	0	1.000	47	7	0.870	17	1	0.944
Makes 8+ 3pt shots	11	1	0.917	1	0	1.000	32	3	0.914	11	1	0.917
Opp. Makes 5+ 3pt shots	9	3	0.750	1	0	1.000	41	8	0.837	15	1	0.938
Opp. Makes 8+ 3pt shots	6	2	0.750	0	0	#DIV/0!	25	6	0.806	9	1	0.900
Has a player with a double-double	1	0	1.000	0	0	#DIV/0!	21	4	0.840	11	1	0.917
Opp. has a player with a double-double	2	1	0.667	0	0	#DIV/0!	5	1	0.833	3	0	1.000
Has a 20 pt scorer	5	2	0.714	0	0	#DIV/0!	27	4	0.871	9	1	0.900
Opp. has a 20 pt scorer	2	1	0.667	0	0	#DIV/0!	13	4	0.765	5	0	1.000
Has 4 players with 10+ points	8	1	0.889	1	0	1.000	36	4	0.900	13	1	0.929
Opp. has 4 players with 10+ points	1	2	0.333	0	0	#DIV/0!	5	2	0.714	2	0	1.000
Has player with 10 rebounds	1	0	1.000	0	0	#DIV/0!	24	4	0.857	10	1	0.909
Opp. has player with 10 rebounds	2	1	0.667	0	0	#DIV/0!	11	1	0.917	6	0	1.000

1	UMBC	67	SMU Record
	at [RV/RV] SMU	78	1-0

11/10/17 7:05pm at Dallas, Texas (Moody Coliseum)

##	Player	fg	ft	3pt	rebounds	pf	tp	a	to	blk	s	min
23	Curran, Max	f	1	4	0	3	0	1	3	4	0	17
23	Lamar, Arkel	f	6	11	4	8	7	8	2	10	12	33
35	Gerrity, Nolan	c	0	1	0	0	0	0	0	0	1	0
05	Grant, Jordan	c	5	10	2	5	0	0	1	2	3	2
10	Lyles, Jaiirus	g	6	15	2	6	10	13	0	3	3	2
01	Rosario, Josh	g	0	0	0	0	0	0	0	0	0	0
04	Jabbie, Ishmail	g	0	1	0	0	0	0	2	2	1	0
12	Horvath, Brandon	g	0	1	0	1	0	0	0	0	0	0
13	Sherburne, Joe	g	0	3	0	2	0	0	1	1	2	4
21	Schwietz, Sam	g	0	0	0	0	0	0	0	0	0	1
30	Akin, Daniel	g	1	1	0	0	0	1	1	0	1	0
34	Portmann, Max	g	2	3	0	0	0	2	1	0	1	0
	TEAM											
	Totals		21	50	8	25	17	24	10	21	33	26

TOTAL FG%	1st Half: 13-24	54.2%	2nd Half:	8-26	30.8%	Game:	42.0%
3-Pt. FG%	1st Half: 6-11	54.5%	2nd Half:	2-14	14.3%	Game:	32.0%
F Throw %	1st Half: 13-16	81.3%	2nd Half:	4-8	50.0%	Game:	70.8%

SMU 1-0		tot-fg		3-pt		rebounds											
##	Player	fg	fga	fg	fga	ft	fta	of	de	tot	pf	tp	a	to	blk	s	min
05	CHARGOIS, Ethan	f	4	7	2	5	7	2	6	8	3	15	1	2	0	0	25
01	MILTON, Shake	f	7	18	4	12	10	10	0	3	3	3	28	1	2	1	40
08	FOSTER, Jarren	g	6	11	0	2	5	6	2	8	2	17	3	2	2	0	27
31	EMERSON, Ben	g	2	3	4	2	3	1	0	1	1	0	0	0	0	0	37
03	WHITT, Jimmy	g	2	3	0	4	5	0	6	6	2	8	7	3	2	1	28
02	DOUGLAS, William	0	2	0	0	0	0	1	0	1	3	0	1	1	0	1	8
13	PYLE, James	0	0	0	0	0	0	0	0	0	0	0	0	1	0	0	2
20	LANDRUM, Elijah	0	1	0	1	0	0	0	0	0	3	0	0	0	0	0	13
24	RAY, Everett	1	1	0	0	1	2	2	1	3	2	3	0	0	1	0	15

TEAM							1	1								
Totals.....	22	47	8	23	26	35	11	23	34	22	78	14	11	6	4	200
TOTAL FG%	1st Half: 13-26		50.0%		2nd Half:		9-21		42.9%		Game:		46.8%		DEAD	

3-PT. FG %	1st Half: 4-12	33.3%	2nd Half: 4-11	36.4%	Game: 34.8%	REBS
F Throw %	1st Half: 8-12	66.7%	2nd Half: 18-23	78.3%	Game: 74.3%	2
Officials: Rick Randall, Wesley Ford, Andrew Banner						
Technical: None			Attendance: 6841			

UMBC	45	22	67
SMU	38	40	78

Pts in point UMBC 22 SMU 38. Pts off to recovery UMBC 14 SMU 10. 2nd chance pts UMBC 6 SMU 13

Fast break points-UMBC 22,SMU 28. Pts off turnovers-UMBC 14,SMU 19. 2nd chance pts-UMBC 6,SMU 12. Fast break points-UMBC 7,SMU 0. Bench points-UMBC 6,SMU 3. Score tied-6 times. Lead changed-8 times. Last FG-UMBC 2nd-05:55, SMU 2nd-03:35. Largest lead-UMBC by 10 1st-02:49, SMU by 11 2nd-00:33. UMBC led for 22:36. SMU led for 13:26. Game was tied for 03:57.

DALLAS -- Shake Milton tossed in 28 points and SMU overcame a seven-point halftime deficit to beat Maryland-Baltimore County, 78-67 in the season opener Friday night. UMBC maintained a lead until Milton hit a pair of free throws and Ben Emelogu II nailed a 3 to give the Mustangs a 66-63 lead. Milton was a perfect 10-for-10 shooting from the line and knocked down six free throws down the stretch to help SMU seal the win. The Mustangs outscored UMBC 40-22 over the final 20 minutes. Jarrey Foster finished with 17 points for SMU, which hit 22 of 47 from the field (46.8 percent), including 8 of 23 from beyond the 3-point arc. The Mustangs also converted 26 of 35 free-throw attempts. Ethan Chagnois added 15 points. Jaiirus Lyles and Arkel Lamar scored 24 and 23 points, respectively, to lead the Retrievers, who shot 21 of 50 from the field (42 percent).

3	Northwestern State	35	SMU Record
	at [RV/RV] SMU	81	3-0

11/15/17 7:05 p.m. at Dallas, Texas (Moody Coliseum)

Northwestern State 0-3		tot-fg		3-pt		rebounds											
##	Player	fg	fga	fg	fga	ft	fta	of	de	tot	pf	tp	a	to	blk	s	min
34	Hutton, Brandon	f	2	6	1	2	0	0	1	3	4	3	5	1	2	1	1
20	Lane, Ishmael	c	2	6	0	1	1	4	3	5	8	3	5	0	3	2	0
01	Sweeney, Iziahiah	g	4	12	1	5	0	0	1	3	4	0	9	0	0	1	0
03	Hall, Devonte	g	0	3	0	0	0	1	3	2	5	4	0	0	3	0	0
15	Perry, Czar	g	2	8	1	4	2	2	1	1	2	1	7	2	2	0	1
00	Jones, C.J.		1	6	0	4	0	0	0	1	1	2	2	0	1	0	0
02	Starks, Caleb		0	3	0	1	0	0	0	1	1	0	0	0	2	0	0
13	Guest, Jacob		0	3	0	3	2	2	0	1	1	1	2	2	0	1	0
21	Ott, Vontay		0	0	0	0	0	0	0	1	1	0	0	0	2	0	0
23	Dixon, Darian		1	2	0	0	0	1	1	3	4	3	2	0	3	0	0
42	Owens, Larry		0	0	0	3	6	1	2	3	0	3	0	0	0	1	1
44	Walker, Bailey		0	0	0	0	0	0	0	0	0	0	0	0	1	0	1
	TEAM							4	1	5							
	Totals		12	49	3	20	8	16	15	24	39	18	35	3	21	4	4

TOTAL FG%	1st Half: 3-22	13.6%	2nd Half: 9-27	33.3%	Game: 24.5%	DEAD
3-Pt. FG%	1st Half: 0-8	0.0%	2nd Half: 3-12	25.0%	Game: 15.0%	REBS
F Throw %	1st Half: 2-6	33.3%	2nd Half: 6-10	60.0%	Game: 50.0%	2

SNU 3-0		tot-fg		3-pt		rebounds												
##	Player	f	fg	fg	fg	ft	fta	of	de	tot	pf	tp	a	to	blk	s	min	
05	CHARGOIS, Ethan	f	4	12	1	2	1	2	4	3	7	4	10	0	1	1	17	
01	MILTON, Shake	g	5	6	3	7	0	0	5	5	0	16	4	1	2	2	30	
10	FOSTER, Jarrey	g	7	14	2	4	3	0	2	2	4	9	15	5	4	0	27	
31	EMELOI, Ben	g	6	9	5	7	0	0	0	0	2	17	0	1	0	0	30	
10	WHITT, Jimmy	g	1	3	0	0	1	3	1	3	4	1	3	7	2	0	28	
03	DOUGLAS, William	g	2	6	2	4	2	2	0	3	3	2	8	1	2	1	0	23
12	PYLE, James	1	2	0	1	0	0	0	0	0	0	0	2	0	0	0	0	
20	LANDRUM, Elijah	1	11	0	6	0	1	2	1	3	3	3	2	2	0	0	2	21
22	WILFONG, Luke	0	0	0	0	0	0	0	0	0	1	0	0	0	0	0	0	

24	RAY, Everett	2	4	0	0	0	2	3	3	6	3	4	1	0	0	2	18
	TEAM							3	2	5				1			
	Totals.....	29	67	13	31	10	18	18	28	46	17	81	21	7	8	10	200

TOTAL FG%	1st Half: 14-34	41.2%	2nd Half: 15-33	45.5%	Game: 43.3%	DEAD
3-Pt. FG%	1st Half: 6-16	37.5%	2nd Half: 7-15	46.7%	Game: 41.9%	REBS
F Throw %	1st Half: 2-5	40.0%	2nd Half: 8-13	61.5%	Game: 55.6%	

Officials: Bill Jacobson, Darron George, Kyle Regetz Technicals: None. Attendance: 6769
Northwestern State 8 27 35
SMU 36 45 81

Fast break points-NWST 4, SMU 10. Bench points-NWST 9, SMU 16. Score tied-1 time. Lead changed-2 time. Last FG-NWST 2nd-01:34, SMU 2nd-00:48. Largest lead-NWST by 1 1st-18:18, SMU by 52 2nd-05:44. NWST led for 02:34, SMU led for 36:40. Game won tied for 02:37.

DALLAS (AP) - Jarrey Foster scored 19 points, Ben Emelugo II had 17 points and a career-high nine rebounds, and SMU routed Northwestern State 81-35. Northwestern State made only 12 field goals - three coming in the first half - and shot 24.5 percent for the game. The Demons missed 21 straight shots over 17-plus minutes in the first half. SMU (3-0) built a 36-8 halftime lead on the strength of a 2-0 run. Emelugo buried a 3-pointer four minutes into the second half and the Mustangs led 50-12. The 46-point win was the Mustangs' largest margin of victory since 2015. Foster, Emelugo and Shake Miller scored a combined 52 points. SMU is now 28-0 at Moody Coliseum under coach Tim Jankovich, who tied the second-best home start by a head coach in NCAA history. Iziahiah Sweeney led Northwestern State (0-3) with nine points.

2	Louisiana Monroe	65	SMU Record
	at [RV/RV] SMU	83	2-0

11/12/17 3:02 p.m. at Dallas, Texas (Moody Coliseum)

ULM 0-2		fg		t-ft		3-pt		rebounds		pts		a		to		blk		s		min	
##	Player	f	g	f	g	f	g	f	g	d	e	d	t	p	a	t	o	b	k	s	min
01	Munnings, Travis	c	2	7	0	3	2	2	2	2	3	5	3	6	2	1	0	0	0	26	
04	Alabakis, Sam	f	0	5	0	0	2	2	2	1	3	4	2	0	1	0	1	0	1	20	
02	Ertel, Michael	c	4	10	4	7	0	0	0	2	2	0	12	1	1	0	1	0	1	30	
05	Jean-Pierre, Marvin	g	6	9	1	3	1	2	4	4	8	4	14	2	2	1	2	2	25		
23	Harris, Jordan	g	4	12	3	6	0	0	1	1	2	0	11	3	1	0	2	28			
00	Newman, Brandon		0	0	0	0	0	0	0	1	1	0	0	1	0	0	0	0	9		
03	Walker, Donovan		0	4	0	0	0	0	0	0	0	3	0	1	2	0	0	0	11		
11	Deng, Kirr		0	0	0	0	1	2	1	0	1	1	1	0	0	0	0	0	6		
15	Taylor, Roderick		1	3	0	0	0	0	0	2	2	4	2	0	2	0	0	0	15		
22	Richard, Lance		1	1	1	1	0	0	0	0	0	0	3	0	0	0	0	0	1		
30	McDaniel, Sam		4	10	2	5	4	6	2	3	5	3	14	1	2	0	0	0	25		
TEAM										3	1	4				1					
Totals.....				22	61	11	25	10	15	18	33	22	65	11	13	1	6	20			
TOTAL PCT.....				1st Half	11-33		33-33		2nd Half	11-28		33-33		Game		36-1%				DEAD	

3-PT FG%	1st Half: 1-3	33.3%	2nd Half:	1-2	33.3%	Game:	33.3%	REBS
F Throw %	1st Half: 5-14	35.7%	2nd Half:	6-11	54.5%	Game:	44.0%	
SMU 2-0	1st Half: 4-6	66.7%	2nd Half:	6-8	75.0%	Game:	71.4%	
	tot-fg	3-pt		rebounds				

#	Player	f	fg	ft	fg	ft	a	de	of	pf	t	a	1	blk	s	min	
05	CHARGOIS, Ethan	f	8	12	3	5	4	4	7	7	9	2	23	0	1	0	26
01	MILTON, Shake	g	7	13	4	7	6	7	3	1	4	0	24	2	4	0	35
10	FOSTER, Jarrey	g	6	10	2	5	1	2	1	5	6	3	15	3	0	1	34
21	EMELOGU, Ben	g	2	6	2	3	0	0	1	4	5	6	2	1	0	0	20
03	WHITT, Jimmy	g	3	7	0	1	1	2	7	7	2	7	0	0	0	1	17
03	DOUGLAS, William	g	1	1	1	1	1	1	1	1	1	5	0	2	1	0	20
12	PYLE, James	0	0	0	0	0	0	0	0	0	0	1	0	0	0	0	0
20	LANDRUM, Elijah	0	3	0	2	1	2	0	0	0	0	1	3	1	0	1	25
22	WILFONG, Luke	0	0	0	0	0	0	0	0	0	0	0	0	0	0	0	1
24	RAY, Everett	0	0	0	0	2	2	1	0	1	1	2	0	2	0	0	10

TEAM							1	3	4		1					
Totals.....	27	52	12	23	17	21	11	25	36	13	83	16	15	3	4	200
TOTAL FG%	1st Half: 10-23		43.5%		2nd Half:		17-29		58.6%		Game: 51.9%		DEAD			

3-Pt. FG %	1st Half: 5-11	45.5%	2nd Half: 7-12	58.3%	Game: 52.2%	REBS
F Throw %	1st Half: 10-12	83.3%	2nd Half: 7-9	77.8%	Game: 81.0%	C
Officials: Doug Simmons, Anthony Jordan, Randy Heimerman	Technical: None			Attendance: 6622		

ULM	31	34	65
SMU	35	48	83

Points in the point ULM 14, SMU 28. Points off tumours ULM 14, SMU 15. 2nd chance points ULM 14, SMU 1

Points in the paint-OLMV 14,SMU 26. Points off turnovers-OLMV 14,SMU 15. 2nd chance points-OLMV 14,SMU 14. Fast break points-ULM 9,SMU 2. Bench points-ULM 20,SMU 8. Score tied-4 times. Lead changed-7 times. Last FG-ULM 2nd-00:20, SMU 2nd-00:31. Largest lead-ULM by 6 1st-10:19, SMU by 21 2nd-00:31. ULM led for 08:03. SMU led for 28:36. Game was tied for 03:21.

DALLAS (AP) — Shake Milton scored 24 points and Ethan Chargois scored 23 points and had nine rebounds and SMU pulled away from Louisiana Monroe for an 83-65 win on Sunday. SMU (2-0) led 31 at the break, and early in the second half, Travis Munnings made a pair of free throws to bring the Warhawks to within 41-40. Milton responded with a pair of free throws and a jumper and Jimmy Whitte made a layup for 47-42. Mustangs lead. Milton made a 3-pointer, Chargois made a pair of 3s and a jumper and SMU went up 58-44 with 9:58 to play. Louisiana Monroe (0-2) couldn't get closer than 10 points the rest of the way. Jarrett Foster added 15 points, six rebounds and three assists for SMU. Marvin Jeane-Pierre and Sam McDaniel led the Warhawks with 14 points each, Michael Ertel scored and Jordan Harris added 11.

4	Arkansas-Pine Bluff	37	SMU Record
	at [RV/RV] SMU	72	4-0

11/18/17 7:02 p.m. at Dallas, Texas (Moody Coliseum)

UAB 0-4		tot-fg		3-pt		rebounds											
##	Player	fg	fga	fg	fga	ft	fta	of	de	tot	pf	tp	a	to	blk	s	min
01	CHARLES, JACKSON *	1	4	0	6	1	2	0	1	1	4	3	2	3	1	1	23
15	TRENT, STEEN	* 1	8	0	0	1	2	0	1	1	4	3	3	0	1	0	19
23	MARTAVEOUS, MCKNIGHT*	7	15	2	8	3	4	1	4	5	2	19	0	2	0	3	34
35	TRAVON, HARPER	* 1	4	0	1	0	1	2	3	4	2	0	0	0	0	0	18
52	DAVID, TILLMAN	* 0	1	0	0	1	2	0	1	1	2	1	0	1	1	0	14
00	DWAIN, WHITFIELD	0	0	0	0	0	0	0	0	0	0	0	0	0	0	0	7
03	KENNEDY, MCKINNEY	1	3	0	0	0	1	0	2	2	0	2	0	0	0	0	6
10	QUAMAURI, HARDY	0	1	0	0	0	0	0	0	0	1	0	0	0	0	0	10
12	TERRANCE, BANYARD	0	0	0	0	0	0	0	0	0	0	0	0	0	0	0	3
13	JOERANDLE, TOLIVER	0	2	0	2	0	0	0	1	1	1	0	2	1	0	1	13
14	WALLACE, MARCUS	0	1	0	0	2	2	1	0	1	1	2	0	0	0	0	13
21	ARTAVIOUS, MCDYESS	1	2	0	0	0	1	0	1	1	2	2	0	2	1	0	16
25	CHRISTIAN, ROBERTSON	0	3	0	2	0	1	0	1	1	1	0	1	1	0	1	12
30	CAMERON, POSEY	1	2	1	2	0	0	0	2	2	1	3	0	2	0	0	12

TOTAL FG%	1st Half: 5-22	22.7%	2nd Half:	8-24	33.3%	Game:	28.3%	DEAD
3-Pt. FG%	1st Half: 0-11	0.0%	2nd Half:	3-10	30.0%	Game:	14.3%	PERS

Thru %		1st Half: 5-8		62.5%		2nd Half:		3-6		50.0%		Game: 57.1%		REB: 2		
SMU 4-0		tot-fg		3-pt		rebounds										
##	Player	fg	ft	fg	ft	3	ft	of	de	tot	pf	tp	a	to	blk	s
01	MILTON, Shake	* 5	11	4	8	3	3	0	1	1	1	17	4	1	1	2
02	CHARGOIS, Ethan	* 1	1	0	0	2	0	0	4	4	4	4	1	1	1	1
10	FOSTER, Jarrey	* 3	10	0	4	1	2	2	3	15	2	7	5	1	0	0
25	WELCH, Ben	* 2	8	0	0	0	0	0	0	0	0	13	5	1	0	0
31	WHITT, Jimmy	* 5	8	0	0	2	4	1	5	16	2	12	6	4	0	1
03	DOUGLAS, William	0	1	0	0	2	2	0	2	2	2	2	4	1	0	1
12	PYLE, James	0	0	0	0	0	0	0	0	0	0	0	0	0	0	0
20	LANDRUM, Elijah	2	5	1	3	0	0	0	2	2	2	5	0	0	0	0

22	WILFONG, Luke	0	0	0	0	0	0	0	0	0	0	0	0	0	0	0	1
24	RAY, Everett	5	5	1	1	1	4	3	7	10	1	12	2	2	0	0	24
	TEAM							2	1	3			2				
	Total	25	19	9	23	13	23	19	23	13	16	33	24	12	2	5	20

TOTAL FG%	1st Half: 13-28	46.4%	2nd Half: 12-21	57.1%	Game: 51.0%	DEAD
3-Pt. FG%	1st Half: 5-14	35.7%	2nd Half: 4-9	44.4%	Game: 39.1%	REBS

Officials: Zeltou Steed, Peter Juzenas, Owen Shortt
Technical: UAPP-STEEN: SMU-FOSTER Attendance: 6738

UAPB 15 22 37
SMU 36 36 72
Pts in paint-UAPB 10,SMU 30. Pts off turnovers-UAPB 5,SMU 12. 2nd chance points-UAPB 6,SMU 11.
Fast break points-UAPB 2,SMU 6. Bench points-UAPB 9,SMU 19. Score tied-0 times. Lead changed-0 times

LAST FG-UAPB 2nd-01:39, SMU 2nd-02:02. Largest lead-UAPB None, SMU by 36 2nd-02:02. UAPB led for 00:00. SMU led for 39:59. Game was tied for 00:00.

DALLAS (AP) - Ben Emelugo II and Everett Ray got their first career double-doubles to help propel SMU past Arkansas-Pine Bluff for a 72-37. Shake Milton sank four 3-pointers and finished with 17 points and Jimmy Whitt added 12 points and six assists for SMU (4-0), which extended its home win streak to 26 games, the third longest active streak in the NCAA. The Mustangs hit 51 percent of their 49 shots from the field, dominated the boards 43-20 and held UAPB (0-4) to the fewest points it's scored in a game since a 64-37 loss to Texas A&M in 2007. Emelugo scored 13 points and hauled in 10 rebounds and Ray had 12 points and 10 boards. Charles Jackson led UAPB with 19 points with 7 for 15 shooting and was the only Golden Lion to reach double figures.

5

Northern Iowa.....61
vs [--/RV] SMU.....58

SMU Record
4-1

11/22/17 9:31 p.m. at Imperial Arena, Paradise Island, Bahamas - Battle 4 Atlantis - Day 1

UNI 4-1		tot-fg		3-pt		ft		ftr		rebounds		pf		tp		a		to blk		s		min											
##	Player	fg	fga	fg	fga	ft	ftr	of	de	tot	pf	tp	a	to	blk	s	min																
02	Carlson, Clint	f	3	6	1	4	0	0	0	8	8	2	7	3	2	1	0	40															
25	Koch, Bennett	f	3	7	0	0	6	9	3	5	8	3	12	0	4	1	1	29															
04	Pickford, Tywhon	g	4	8	3	6	0	0	1	8	9	2	11	1	1	0	1	34															
13	McCloud, Juwan	g	5	10	0	2	0	0	0	1	1	1	10	3	5	1	1	33															
24	Brown, Isaiah	g	2	4	0	2	0	0	0	2	2	2	4	2	0	1	0	20															
21	Rhodes, Hunter	g	0	0	0	0	0	0	0	0	0	0	0	0	1	0	0	7															
30	Haldeman, Spencer	5	11	4	8	1	2	1	3	4	2	15	1	3	0	0	0	29															
50	Phyfe, Austin	1	2	0	0	0	0	0	0	0	0	2	0	0	0	0	0	8															
TEAM																																	
Totals.....		23		48		8		22		7		11		9		28		37		12		61		10		18		4		3		200	
TOTAL FG%		1st Half: 12-26		46.2%		2nd Half:		11-22		50.0%		Game:		47.9%		DEAD																	
3-Pt. FG%		1st Half: 6-14		42.9%		2nd Half:		2-8		25.0%		Game:		36.4%		REBS																	
F Throw %		1st Half: 1-4		25.0%		2nd Half:		6-7		85.7%		Game:		63.6%		3																	
SMU 4-1		tot-fg		3-pt		ft		ftr		rebounds		pf		tp		a		to blk		s		min											
#	Player	fg	fga	fg	fga	ft	ftr	of	de	tot	pf	tp	a	to	blk	s	min																
05	CHARGOIS, Ethan	f	0	3	0	3	0	0	0	0	2	0	1	1	1	0	11																
01	MILTON, Shake	g	5	19	1	7	3	3	1	4	5	1	14	6	3	0	1	40															
10	FOSTER, Jarrey	g	8	14	3	5	0	0	4	1	5	0	19	0	2	2	1	38															
21	EMELOGU, Ben	g	3	10	1	4	2	2	1	3	4	3	9	2	2	0	2	38															
31	WHITT, Jimmy	g	5	10	0	0	1	2	2	4	6	1	11	4	2	2	1	37															
03	DOUGLAS, William	0	1	0	1	0	0	0	1	1	1	0	0	0	0	0	4																
20	LANDRUM, Elijah	0	0	0	0	0	0	0	1	1	0	0	0	0	0	0	3																
24	RAY, Everett	2	2	1	1	0	2	0	3	3	5	5	1	2	0	0	29																
TEAM																																	
Totals.....		23		59		6		21		6		9		10		17		27		13		58		14		12		5		5		200	
TOTAL FG%		1st Half: 10-28		35.7%		2nd Half:		13-31		41.9%		Game:		39.0%		DEAD																	
3-Pt. FG%		1st Half: 2-8		25.0%		2nd Half:		4-13		30.8%		Game:		28.6%		REBS																	
F Throw %		1st Half: 1-1		100%		2nd Half:		5-8		62.5%		Game:		66.7%		1																	
Officials: Jamie Luckie, Olandis Poole, Davis Maxwell																																	
Technical: None.																																	
Attendance: 909																																	
UNI																																	
SMU																																	
2017 Bad Boy Mowers Battle 4 Atlantis - Game 4																																	
Points in the paint-UNI 22, SMU 28. Points off turnovers-UNI 13, SMU 12. 2nd chance points-UNI 8, SMU 9.																																	
Fast break points-UNI 4, SMU 2. Bench points-UNI 17, SMU 5. Score tied-2 times. Lead changed-1 time.																																	
Last FG-UNI 2nd-02:10, SMU 2nd-00:02. Largest lead-UNI by 15 1st-04:35, SMU by 5 1st-13:50.																																	
UNI led for 29:25. SMU led for 09:08. Game was tied for 01:15.																																	

PARADISE ISLAND, Bahamas -- Spencer Haldeman scored 15 points to help Northern Iowa beat SMU 61-58 in Wednesday's final first-round game at the Battle 4 Atlantis. The Panthers (4-1) shot 48 percent and controlled the glass in their fourth straight win since a season-opening loss to reigning national champion North Carolina. Northern Iowa took the lead for good midway through the first half and led by as many as 15 before the break. The Panthers led just 53-52 with 6 1/2 minutes left, but never relinquished the lead. Bennett Koch hit two key free throws in the last 12 seconds to keep Northern Iowa in control. Jarrey Foster scored 19 points to lead the Mustangs (4-1), who shot 39 percent and made 6 of 21 3-pointers (29 percent).

7

[--/RV] SMU.....61
Western Kentucky.....63

SMU Record
5-2

11/24/17 7:01 p.m. at Imperial Arena, Paradise Island, Bahamas - Battle 4 Atlantis - Day 3

SMU 5-2		tot-fg		3-pt		rebounds																
##	Player	fg	fga	fg	fga	ft	ftr	of	de	tot	pf	tp	a	to	blk	s	min					
05	CHARGOIS, Ethan	f	8	12	3	4	2	2	1	4	5	1	21	2	3	1	0	32				
01	MILTON, Shake	g	4	10	3	6	0	1	0	6	6	3	11	4	4	3	1	37				
10	FOSTER, Jarrey	g	8	11	1	2	0	0	3	3	6	2	17	2	2	0	1	36				
21	EMELOGU, Ben	g	1	5	0	2	0	1	1	6	7	4	2	4	4	0	0	29				
31	WHITT, Jimmy	g	3	9	0	0	0	0	2	3	5	0	6	3	3	3	1	33				
03	DOUGLAS, William	0	2	0	1	0	0	2	3	5	2	0	1	1	0	3	10					
20	LANDRUM, Elijah	1	5	1	3	0	0	0	0	0	0	0	3	0	1	0	1	11				
23	AGAU, Akoy	0	1	0	0	1	2	1	1	2	0	1	0	1	0	1	7					
24	RAY, Everett	0	1	0	0	0	0	1	0	1	0	0	0	1	0	0	5					
TEAM								1		1				1								
Totals.....		25		56		8		18		3		6		12		27		39		200		
TOTAL FG%		1st Half: 12-28		42.9%		2nd Half:		13-28		46.4%		Game:		44.6%		DEAD						
3-Pt. FG%		1st Half: 5-11		45.5%		2nd Half:		3-7		42.9%		Game:		44.4%		REBS						
F Throw %		1st Half: 0-0		0.0%		2nd Half:		3-6		50.0%		Game:		50.0%		1						
Western Kentucky 4-2		tot-fg		3-pt		rebounds																
##	Player	fg	fga	fg	fga	ft	ftr	of	de	tot	pf	tp	a	to	blk	s	min					
22	COLEBY, Justin	f	5	7	0	0	2	2	3	9	12	3	12	0	2	2	0	32				
23	JOHNSON, Dwight	f	2	6	1	2	0	0	0	3	3	1	5	3	2	0	1	23				
01	BEARDS, Lamonte	g	2	11	1	4	3	5	1	0	1	2	14	6	4	0	5	33				
13	HOLLINGSWORTH, T.	g	5	6	0	1	1	2	0	3	3	1	5	0	3	0	1	35				
15	THOMPSON, Darius	g	6	12	0	3	1	1	1	0	1	3	13	1	1	2	1	36				
00	MILLER, Tyler	0	0	0	0	0	0	0	0	0	0	0	0	0	0	0	1	4				
14	NELSON, Marek	2	4	1	2	0	0	0	1	1	5	0	1	0	1	0	1	27				
21	OHMER, Jake	3	9	3	6	0	0	2	1	2	3	0	9	3	0	0	1	10				
TEAM										3		3										
Totals.....		25		55		6		18		7		12		6		21		27		111		
TOTAL FG%		1st Half: 11-27		40.7%		2nd Half:		14-28		50.0%		Game:		45.5%		DEAD						
3-Pt. FG%		1st Half: 2-9		22.2%		2nd Half:		4-9		44.4%		Game:		33.3%		REBS						
F Throw %		1st Half: 0-2		0.0%		2nd Half:		7-10		70.0%		Game:		58.3%		2						
Officials: Gary Maxwell, Antonio Petty, Jeb Hartness								Technical: None.				Attendance: 1252										
SMU		29		32		61																
Western Kentucky		24		39		63																
2017 Bad Boy Mowers Battle 4 Atlantis - Game 11																						
Points in the paint-SMU 30,WKU 34. Points off turnovers-SMU 9,WKU 15. 2nd chance points-SMU 6,WKU 9.																						
Fast break points-SMU 6,WKU 8. Bench points-SMU 4,WKU 14. Score tied 3 times. Lead changed 3 times.																						
Last FG-SMU 2nd-01:18, WKU 2nd-00:05. Largest lead-SMU by 10 2nd-10:22, WKU by 2 2nd-00:05.																						
SMU led for 36:55, WKU led for 01:13. Game was tied for 01:52.																						

9 [14/18] USC55 at [--/RV] SMU72 SMU Record 7-2

12/27/17 9:05 p.m. at Dallas, Texas (Moody Coliseum)

USC 4-2		fg		fga		3-pt		rebounds		pf		tp		a		blk		s		min	
#	Player	f	g	fg	fga	ft	fta	of	de	tot	pf	tp	a	to	blk	s	min				
04	Metu, Chimezie	f	4	7	0	5	7	2	2	4	2	13	1	1	1	1	32				
25	Boatwright, Bennie	f	3	9	0	4	2	4	6	8	3	8	2	3	2	0	33				
02	Mathews, Jonah	g	4	9	1	2	0	0	1	1	2	9	2	2	0	0	29				
11	McLaughlin, Jordan	g	3	5	3	4	0	0	2	2	0	9	7	3	0	3	35				
30	Stewart, Elijah	g	4	7	1	4	0	1	2	3	1	9	0	2	1	1	31				
00	Aaron, Shaquan	1	4	0	3	0	0	0	3	3	1	2	0	1	0	1	19				
01	Usher, Jordan	0	1	0	0	0	0	1	1	2	1	0	1	1	0	0	5				
03	Henderson, Harrison	0	1	0	0	0	0	1	0	1	0	0	0	0	0	0	1				
13	O'Bannon, Charles Jr	0	1	0	0	2	2	0	0	0	1	2	0	1	0	1	3				
31	Rakocovic, Nick	1	3	0	0	1	2	1	2	3	2	3	0	3	0	0	9				
34	Uyaellunmo, Victor	0	0	0	0	0	0	0	0	0	0	0	0	0	0	0	3				
TEAM		Totals.....		20	47	5	17	10	19	29	14	55	13	17	4	7	200				
TOTAL FG%		1st Half: 12-25		48.0%		2nd Half: 8-22		36.4%		Game: 42.6%		DEAD									
3-Pt. FG%		1st Half: 4-10		40.0%		2nd Half: 1-7		14.3%		Game: 29.4%		REBS									
F Throw %		1st Half: 2-2		100%		2nd Half: 8-13		61.5%		Game: 66.7%											
SMU 7-2		fg		fga		3-pt		rebounds		pf		tp		a		blk		s		min	
#	Player	f	g	fg	fga	ft	fta	of	de	tot	pf	tp	a	to	blk	s	min				
01	CHARCHOIS, Ethan	f	6	11	4	2	2	4	5	6	4	6	2	1	0	0	25				
01	MILTON, Shake	g	6	13	4	7	6	10	5	5	4	22	9	3	0	0	40-				
10	FOSTER, Jarrey	g	6	13	0	1	3	4	5	9	2	13	3	0	1	1	40-				
21	EMELOGU, Ben	g	6	7	4	5	0	2	4	6	1	16	0	2	0	3	40-				
31	WHITT, Jimmy	g	7	12	0	0	0	1	3	4	1	14	0	2	0	3	36				
03	DOUGLAS, William	0	1	0	1	0	2	0	1	1	3	0	2	0	0	3	14				
12	PLYLE, James	0	0	0	0	0	0	0	0	0	0	0	0	0	0	0	0+				
20	LANDRUM, Elijah	0	0	0	0	0	0	0	0	0	0	0	0	0	0	0	0+				
22	WILFONG, Luke	0	0	0	0	0	0	0	0	0	0	0	0	0	0	0	0+				
23	AGAU, Avery	0	1	0	0	1	2	0	0	0	0	1	0	0	0	0	0+				
34	RAY, Everett	0	0	0	0	0	0	0	0	0	0	0	0	0	0	0	5				
TEAM		Totals.....		27	53	8	16	10	23	12	20	32	15	72	16	11	10	200			
TOTAL FG%		1st Half: 10-26		38.5%		2nd Half: 17-27		63.0%		Game: 50.9%		DEAD									
3-Pt. FG%		1st Half: 3-9		33.3%		2nd Half: 5-7		71.4%		Game: 50.0%		REBS									
F Throw %		1st Half: 4-11		36.4%		2nd Half: 6-12		50.0%		Game: 43.5%											
Officials: Don Daily, Byron Jarrett, Gerald Williams		Technical: USC-TEAM.		Attendance: 6918																	
USC		30		25		55															
SMU		27		45		72															

Points in the paint-USC 26,SMU 30. Points off turnovers-USC 12,SMU 19. 2nd chance points-USC 2,SMU 10. Fast break points-USC 13,SMU 4. Bench points-USC 7,SMU 1. Score tied-5 times. Lead changed-6 times. Last FG-USC 2nd-01:32. SMU 2nd-00:45. Largest lead-USC by 8 1st-07:43. SMU by 18 2nd-02:17. USC led for 17:44. SMU led for 16:56. Game was tied for 05:13.

DALLAS -- Ben Emelogu had 11 of his 16 points in a big go-ahead run after halftime and SMU got some measure of revenge with a 72-55 victory over No. 14 USC. Shake Milton added 22 points for the Mustangs (7-2). Jimmy Whitt had 14 points and Jarrey Foster 13. Chimezie Metu had 23 points to lead USC (4-2). SMU was down 37-33 before Emelogu hit a 3-pointer that ignited a 23-5 run. The Mustangs went ahead to stay after Milton's two free throws with 15:31 left made it 38-37. Emelogu had three 3s and a dunk in that 23-5 stretch that pushed them ahead 56-42. After Metu's dunk with just over 7 minutes left in the first half put the Trojans up 25-17, they went nearly 5 minutes without scoring until Metu's jumper with 2:14 left -- and they still led 27-24. USC was up 30-27 at the half after a late 3-point-er by Jonah Mathews.

11 New Orleans66 at [RV/--] SMU79 SMU Record 8-3

12/13/17 7:04 p.m. at Dallas, Texas (Moody Coliseum)

New Orleans 2-6		fg		3-pt		rebounds		pf		tp		a		blk		s		min	
##	Player	fg	fga	ft	fta	of	de	tot	pf	tp	a	to	blk	s	min				
11	ZENO, Michael	f	1	6	0	0	0	0	1	1	1	2	0	3	0	2	20		
22	PUOU, Makur	f	2	7	0	0	1	1	2	6	8	3	5	1	5	0	2	32	
25	THIBODEAUX, Travin	f	6	13	1	1	2	4	0	0	0	2	15	3	3	1	1	33	
03	GREEN, Troy	g	4	8	0	1	1	3	2	0	2	3	9	4	2	0	1	27	
04	ROBINSON, Bryson	g	5	7	3	4	3	4	1	5	6	3	16	5	1	0	0	32	
00	CHAMPION, Dontae		1	2	0	1	0	0	1	0	1	1	2	0	1	0	0	12	
01	ROSSER, Damon		0	0	0	0	1	2	1	0	1	0	1	1	1	0	0	9	
02	BERZAT, Lamont		1	2	0	1	0	0	0	1	1	1	2	0	0	0	1	9	
05	BOHANNON, Charles		0	1	0	1	0	0	0	0	0	0	0	0	0	0	0	1	
15	HARRISON, Tyren		0	0	0	0	0	0	0	0	0	0	0	0	0	0	0	1	
21	RIEK, Bol		0	0	0	0	0	0	0	1	1	0	0	0	0	0	1	0	
33	CHARLES, Ezekiel		5	7	4	6	0	0	1	2	3	1	14	1	1	0	2	4	20
TEAM		Totals.....		25	53	8	15	8	14	9	17	26	16	66	15	18	2	9	200
TOTAL FG%		1st Half: 12-24		50.0%		2nd Half: 13-29		44.8%		Game: 47.2%		DEAD		REBS		4			
3-Pt. FG%		1st Half: 3-6		50.0%		2nd Half: 5-9		55.6%		Game: 53.3%		REBS		4					
F Throw %		1st Half: 7-12		58.3%		2nd Half: 1-2		50.0%		Game: 57.1%									
SMU 8-3		fg		3-pt		rebounds		pf		tp		a		blk		s		min	
##	Player	fg	fga	ft	fta	of	de	tot	pf	tp	a	to	blk	s	min				
01	CHARGEOIS, Ethan	f	5	10	3	4	4	5	2	8	2	16	3	5	4	0	30		
01	MILTON, Shake	g	3	6	3	4	1	2	0	5	5	2	10	3	2	0	1	33	
20	FOSTER, Jarrey	g	6	12	2	6	0	0	1	4	5	14	5	3	0	0	1	33	
11	EMEOLOGU, Ben	g	4	6	3	3	2	2	0	2	2	4	13	1	1	0	0	24	
31	WHITT, Jimmy	g	8	11	0	0	3	5	4	2	6	1	19	8	3	0	3	34	
03	DOUGLAS, William		1	4	0	3	0	0	0	0	0	2	2	1	0	0	1	21	
12	PYLE, James		0	0	0	0	0	0	0	0	0	0	0	0	0	0	0	1	
20	LANDRUM, Elijah		1	3	1	2	0	0	0	1	1	1	3	1	3	0	2	16	
22	WILFONG, Luke		0	0	0	0	0	0	0	0	0	0	0	0	0	0	0	1	
24	RAY, Everett		1	2	0	0	0	0	2	0	2	1	2	0	0	0	0	7	
TEAM		Totals.....		29	54	11	22	10	14	11	21	32	14	79	24	17	4	8	200
TOTAL FG%		1st Half: 16-27		59.3%		2nd Half: 13-27		48.1%		Game: 53.7%		DEAD		REBS		1			
3-Pt. FG%		1st Half: 7-14		50.0%		2nd Half: 4-8		50.0%		Game: 50.0%		REBS		1					
F Throw %		1st Half: 5-6		83.3%		2nd Half: 5-8		62.5%		Game: 71.4%									
Officials: Anthony Jordan, Kelly Self, Bill Ek		Technical: None.		Attendance: 6512															
New Orleans		34		32		66													
SMU		44		35		79													

Points in the paint-UNO 22,SMU 34. Points off turnovers-UNO 10,SMU 20. 2nd chance points-UNO 2,SMU 8. Fast break points-UNO 9,SMU 0. Bench points-UNO 19,SMU 7. Score tied-0 times. Lead changed-0 times. Last FG-UNO 2nd-00:12. SMU 2nd-01:56. Largest lead-UNO None, SMU by 15 2nd-02:53. UNO led for 00:00. SMU led for 38:45. Game was tied for 00:46.

DALLAS -- Jimmy Whitt scored 19 points and dished eight assists, leading five players into double-figure scoring as SMU continued its home court dominance, turning away New Orleans, 79-66. The victory makes the Mustangs 7-0 at home this season and pushes their home win streak to 29 games, the second-longest active streak in the nation. SMU (8-3) rebounded from a 94-83 loss at TCU, its third game against a ranked opponent this season after posting wins over then-No. 14 USC and a 66-60 win over then-No. 2 Arizona at the Battle 4 Atlantis. Jarrey Foster drilled a 3-pointer midway through the first half to push the SMU lead to double digits and the Mustangs maintained it the rest of the way. Ethan Chargois scored 16 points and grabbed eight rebounds and Foster added 14 points. Bryson Robinson had 16 points for New Orleans (2-6), which remains winless on the road.

10 [RV/RV] SMU83 at [20/20] TCU94 SMU Record 7-3

12/05/17 8:04 p.m. at Fort Worth, Texas (Schollmaier Arena)

SMU 7-3		tot-fg		3-pt		rebounds				pf		tp		a		blk		s		min	
#	Player	fg	fga	ft	fta	of	de	tot	pf	tp	a	to	blk	s	min						
05	CHARGOIS, Ethan	f	8	13	2	5	3	3	3	4	7	4	21	1	2	0	1	28			
01	MILTON, Shake	g	6	15	1	8	5	6	1	1	2	4	18	9	4	0	4	40			
10	FOSTER, Jarrey	g	7	9	2	3	3	4	2	3	5	1	19	4	2	1	2	40			
21	EMELOGU, Ben	g	3	9	1	4	3	5	3	1	4	4	10	2	4	0	3	35			
31	WHITT, Jimmy	g	5	5	0	0	2	2	0	0	0	5	12	3	1	0	0	16			
03	DOUGLAS, William		0	0	0	0	0	0	0	0	0	5	0	0	0	0	1	11			
20	LANDRUM, Elijah		0	4	0	1	1	2	0	0	0	3	1	1	0	0	1	5			
23	AGAU, Akoy		0	1	0	0	0	0	1	1	2	0	0	0	0	1	0	0	14		
24	RAY, Everett		1	2	0	0	0	1	1	2	3	2	0	1	0	0	0	11			
TEAM																					
Totals.....		30	58	6	21	17	23	11	13	24	29	83	20	15	1	12		200			
TOTAL FG%		1st Half: 14-28		50.0%		2nd Half: 16-30		53.3%		Game: 51.7%		DEAD		200							
3-Pt. FG%		1st Half: 4-9		44.4%		2nd Half: 2-12		16.7%		Game: 28.6%		REBS		2							
F Throw %		1st Half: 6-7		85.7%		2nd Half: 11-16		68.8%		Game: 73.9%											
Officials: Gerry Pollard, Patrick Adams, Darron George		Technical: None		Attendance: 6840																	
SMU		38		45		83															
TCU		43		51		94															

Points in the paint-SMU 46,TCU 24. Points off turnovers-SMU 23,TCU 19. 2nd chance points-SMU 15,TCU 7. Fast break points-SMU 4,TCU 8. Bench points-SMU 3,TCU 26. Score tied-1 time. Lead changed-2 times. Last FG-SMU 2nd-00:59, TCU 2nd-04:30. Largest lead-SMU by 4 1st-06:05, TCU by 13 2nd-06:30. SMU led for 02:37. TCU led for 35:52. Game was tied for 01:25.

Points in the paint-SMU 46,TCU 24. Points off turnovers-SMU 23,TCU 19. 2nd chance points-SMU 15,TCU 7. Fast break points-SMU 4,TCU 8. Bench points-SMU 3,TCU 26. Score tied-1 time. Lead changed-2 times. Last FG-SMU 2nd-00:59. TCU 2nd-04:30. Largest lead-SMU by 4 1st-06:05. TCU by 13 2nd-06:30. SMU led for 02:37. TCU led for 35:52. Game was tied for 01:25.

FORT WORTH, Texas -- The 20th-ranked Horned Frogs got a 94-83 victory over SMU. Kenrich Williams had 27 points to lead five TCU players in double figures, and the Frogs (9-0) were already starting to separate themselves midway through the second half when Williams came up with a steal. After Williams made one free throw and TCU kept possession, Desmond Bane hit a 3-pointer from the left wing in front of the Frogs' bench that put them up 67-56. SMU (7-3) was coming off a 17-point home win over then-No.14 Southern Cal just three days earlier. Kouat Noi had 16 points for TCU. Bane had 14, Jaylen Fisher 11 and Ahmed Hamdy 10. Fisher had nine assists. Williams, who was 7-of-8 shooting with five 3s, just missed his fifth straight double-double, finishing with nine rebounds. He also had five assists. TCU led for good after Fisher fed Williams for a 3-pointer with 14 1/2 minutes left to snap a 47-all tie. Ethan Chargois led five SMU players in double figures with 21 points, while Jarrey Foster had 19. Shake Milton had 18 points, but was only 1-of-8 from 3-point range, while Jimmy Whitt had 12 points before fouling out and Emelogu had 10.

12 [--/RV] Boise State63 at [RV/--] SMU86 SMU Record 9-3

12/18/17 8:05 p.m. at Dallas, Texas (Moody Coliseum)

Boise State 10-2																		
#	Player	fg	fga	3-pt	ft	fta	of	de	tot	pf	tp	a	to	blk	s	min		
11	HANEY, Zach	f	1	4	0	1	0	1	2	2	4	2	2	0	1	23		
43	SENGFELDER, Chris	f	3	10	3	7	0	0	2	2	4	2	9	0	0	28		
02	WILLIAMS, Lexus	g	1	3	0	1	0	0	0	1	1	0	2	1	2	15		
03	JESSUP, Justinian	g	4	10	3	8	0	0	0	4	4	1	11	1	0	32		
15	HUTCHISON, Chandler	g	6	15	1	4	5	7	2	4	6	1	18	3	3	36		
00	DICKINSON, Marcus		1	6	1	5	0	0	0	2	2	0	3	4	2	21		
01	CHRISTON, Cam		2	4	1	3	0	1	0	0	0	5	1	0	0	4		
05	HARWELL, Malek		1	1	0	0	0	1	0	0	0	1	2	1	0	4		
10	JORCH, Robin		0	0	0	0	0	2	3	0	3	1	0	0	0	11		
21	ALSTON, Derrick		0	1	0	0	0	0	0	0	0	0	0	0	0	1		
22	JARDINE, Casdon		1	1	1	1	0	0	1	0	1	0	3	0	0	3		
33	WACKER, David		0	0	0	0	0	0	0	3	1	8	2	3	0	1		
34	HOBBS, Alex		3	7	0	2	2	2	0	3	1	8	2	3	0	1		
TEAM								2		2								
Totals.....		23	61	10	32	7	14	12	18	30	11	63	13	11	0	7	220	
Total FG%		1st Half: 8-27		29.6%		2nd Half:		15-34		44.1%		Game:		37.7%		DEAD		
3-Pt. FG%		1st Half: 2-14		14.3%		2nd Half:		8-18		44.4%		Game:		31.3%		REBS		
F Throw %		1st Half: 4-5		80.0%		2nd Half:		3-9		33.3%		Game:		50.0%		3		
SMU 9-3																		
#	Player	fg	fga	3-pt	ft	fta	of	de	tot	pf	tp	a	to	blk	s	min		
05	CHARGOIS, Ethan	f	6	10	2	2	3	2	5	7	3	16	3	3	2	32		
01	MILTON, Shake	g	5	8	1	3	0	0	0	7	7	1	11	7	1	1	35	
10	FOSTER, Jarrey	g	3	10	1	4	2	2	1	2	3	3	9	4	3	1	33	
21	EMELOGU, Ben	g	4	5	3	4	1	2	0	5	5	3	12	2	1	0	32	
31	WHITT, Jimmy	g	8	9	0	0	0	1	0	4	4	3	16	2	1	0	3	27
03	McMURRAY, Jahmal		6	11	4	7	0	0	3	2	5	2	16	2	2	0	1	18
00	DOUGLAS, William		0	0	0	0	0	4	0	1	1	0	4	0	0	0	5	
12	PLYLE, James		0	0	0	0	0	0	0	0	0	1	0	0	0	0	2	
20	LANDRUM, Elijah		0	0	0	0	0	0	0	1	1	0	0	0	0	0	6	
22	LIWFONG, Luke		1	1	0	0	0	0	1	0	1	0	2	0	0	0	1	
23	AGAU, Akoy		0	2	0	1	0	0	0	2	2	3	0	0	1	0	5	
24	RAY, Everett		0	0	0	0	0	0	0	0	0	0	0	1	0	0	4	
TEAM								1										
Totals.....		33	56	11	22	9	12	7	30	37	19	86	21	12	5	7	200	
Total FG%		1st Half: 14-25		56.0%		2nd Half:		19-31		61.3%		Game:		58.9%		DEAD		
3-Pt. FG%		1st Half: 4-7		57.1%		2nd Half:		7-15		46.7%		Game:		50.0%		REBS		
F Throw %		1st Half: 1-2		50.0%		2nd Half:		8-10		80.0%		Game:		75.0%		1		
Officials: Keith Kimble, Randy Heimerman, Steve Olson Technicals: None. Attendance: 6551																		
Boise State		22		41		63												
SMU		33		53		86												
Points in the paint-BSU 20,SMU 30. Points off turnovers-BSU 13,SMU 16. 2nd chances -BSU 11,SMU 8.																		
Fast break points-BSU 13,SMU 13. Bench points-BSU 21,SMU 22. Score tied 2 times. Lead changed 2 times.																		
Last FG-BSU 2nd-00:28. SMU 2nd-00:52. Largest lead-BSU by 2 1st-13:00. SMU by 27 2nd-05:51.																		
BSU led for 00:29. SMU led for 36:52. Game was tied for 02:39.																		

13

Cal Poly64
at [RV/--] SMU84

SMU Record
10-3

12/19/17 7:02 p.m. at Dallas, Texas (Moody Coliseum)

Cal Poly 4-8

#	Player	fg	fga	ft	fta	tr	trb	pf	tp	a	to	blk	s	min			
15	Martin, Josh	f	2	7	2	3	2	3	4	7	3	8	0	1	23		
21	Meikle, Luke	f	4	9	1	4	0	0	4	4	9	0	2	1	21		
30	Hollingsworth, Hank	f	2	2	0	0	2	0	2	2	4	0	1	2	22		
03	Fields, Donovan	g	1	8	0	3	2	0	3	3	3	4	8	2	0	34	
20	Joseph, Victor	g	4	10	3	9	1	2	0	0	2	12	0	1	0	21	
01	Abrams, Aleks	g	1	1	0	0	1	2	1	2	1	3	0	0	0	7	
02	John, Trevor	g	1	3	1	3	0	0	0	0	3	1	0	0	0	10	
04	James, Iziah	g	0	1	0	1	0	0	0	0	0	1	1	0	0	6	
05	Crowe, Mark	g	1	3	1	3	0	0	1	0	1	3	2	0	0	1	16
11	Garrick, Marcellus	g	0	3	0	3	2	2	0	1	1	0	2	0	0	0	4
23	Garoza, Karlis	g	2	2	0	0	0	2	3	5	3	4	1	1	1	0	15
35	Niziol, Jakub	g	4	10	4	9	0	0	0	4	4	2	12	0	1	0	21
TEAM																	
Totals.....			22	59	12	38	8	12	7	23	30	17	64	19	9	200	
TOTAL FG%		1st Half:	10-30	33.3%	2nd Half:	12-29	41.4%	Game:	37.3%	DEAD							
3-Pt. FG%		1st Half:	6-20	30.0%	2nd Half:	6-18	33.3%	Game:	31.6%	REBS							
F Throw %		1st Half:	0-0	0.0%	2nd Half:	8-12	66.7%	Game:	66.7%	3							

SMU 10-3

TOTAL FG%		1st Half: 10-30	33.3%	2nd Half: 12-29	41.4%	Game: 37.3%	DEAD
3-Pt. FG%		1st Half: 6-20	30.0%	2nd Half: 6-18	33.3%	Game: 31.6%	REBS
F Throw %		1st Half: 0-0	0.0%	2nd Half: 8-12	66.7%	Game: 66.7%	3
SMU 10-3							
#	Player	f	fg	fga	3-pt	rebounds	
05	CHARGOIS, Ethan	f	5	10	3	6	0
01	MILTON, Shake	g	5	12	4	8	2
10	FOSTER, Jarrey	g	1	5	0	2	4
21	EMELOGU, Ben	g	6	6	5	5	2
31	WHITT, Jimmy	g	4	7	0	0	1
00	McMURRAY, Jahmal	g	4	8	3	6	2
03	DOUGLAS, William	g	0	0	0	0	0
12	PYLE, James	g	0	0	0	0	0
20	LANDRUM, Elijah	g	1	3	0	0	1
22	WILFONG, Luke	g	0	0	0	0	0
23	AGAU, Akoy	g	0	1	0	1	5
24	RAY, Everett	g	0	0	0	0	0

Officials: Zeltan Steed, Gerald Williams, Brent Dugas Technicals: None. Attendance: 6480
Cal Poly 26 38 64
SMU 40 44 84

Points in the paint-CP 12,SMU 10. Points off turnovers-CP 12,SMU 13. 2nd chance points-CP 5,SMU 6.
Fast break points-CP 5,SMU 14. Bench points-CP 27,SMU 21. Score tied-1 time. Lead changed-0 times.
Last FG-CP 2nd-00:23. SMU 2nd-00:59. Largest lead-CP None, SMU by 29 2nd-09:34.
CP led for 00:00. SMU led for 38:05. Game was tied for 01:55.

DALLAS -- Ben Emelogu II did not miss, knocking down all five 3-pointers, another field goal and both free throws to amass 19 points as SMU dominated Cal Poly, 84-64 to win its 31st straight home game. Shake Milton was 4 of 8 from behind the three-point arc, grabbed eight boards and dished six assists for the Mustangs. Overall SMU was 15 of 28 from behind the arc, hitting 53.6 percent of their shots from long range. The Mustangs built a 14-point lead by halftime and galloped home from there. Ethan Chargois and Jahmal McMurray each added 13 points for SMU (10-3). Victor Joseph and Jakub Niziol each scored 12 points for Cal Poly (4-8).

15

USF39
at [RV/--] SMU79

SMU Record
12-3, 2-0 AAC

12/31/17 7:05 p.m. at Dallas, Texas (Moody Coliseum)

USF 7-8, 0-2 AAC

#	Player	fg	fga	ft	fta	tr	trb	dr	orb	tot	pt	tp	a	to	blk	s	min		
13	BROWN, Justin	f	3	8	1	6	0	0	0	3	3	4	3	3	4	3	31		
21	DA SILVA, Tulo	f	3	9	2	3	1	3	3	6	2	9	0	1	1	1	23		
41	CEKIC, Nikola	c	0	1	0	1	0	0	1	0	1	2	0	0	0	0	10		
00	JIGGETTS, Stephan	g	1	10	0	5	0	0	0	1	1	3	2	2	3	0	25		
02	SAMUEL, Terrence	g	3	6	0	1	2	2	0	0	1	8	0	2	0	3	29		
01	MANDERSON, Isaiah	g	5	12	0	1	4	5	1	2	3	1	14	1	2	0	26		
05	MARTIN, Malik	g	0	0	0	0	0	0	2	8	10	3	0	1	3	2	27		
11	COLLINS, David	g	1	4	0	2	1	2	0	2	2	4	3	2	6	0	1	26	
14	BEARD, Henry	g	0	0	0	0	0	0	0	0	0	0	1	0	0	0	2		
15	ALVARADO, Yito	g	0	0	0	0	0	0	0	0	0	0	0	0	0	0	1		
Team								2		2					1				
Totals.....			14	50	3	19	8	12	9	19	28	33	20	39	8	21	3	6	200
TOTAL FG%		1st Half:	6-24	25.0%	2nd Half:	8-26	30.8%	Game:	28.0%	DEAD									
3-Pt. FG%		1st Half:	1-7	14.3%	2nd Half:	2-12	16.7%	Game:	15.8%	REBS									
F Throw %		1st Half:	3-3	100%	2nd Half:	5-9	55.6%	Game:	66.7%	1									

SMU 12-3, 2-0 AAC

TEAM FG %		1st Half: 1-24	23.0%	2nd Half: 1-20	5.0%	Game: 25.0%	DEAD											
3-PL FG %		1st Half: 0-7	14.3%	2nd Half: 2-12	16.7%	Game: 15.8%	REBS											
F Throw %		1st Half: 3-3	100%	2nd Half: 5-9	55.6%	Game: 66.7%	1											
SMU 12-3, 2-0 AAC																		
#	Player		tot-fg		3-pt		rebounds											
			fg	fga	fg	fga	ft	fta	of	de	to	pf	a	to	blk	s	min	
05	CHARGOIS, Ethan	f	3	6	1	3	1	2	0	6	6	0	8	2	1	0	1	21
01	MILTON, Shake	g	4	9	2	4	4	0	0	0	0	0	14	3	3	2	2	26
10	FOSTER, Jarrey	g	5	10	0	1	2	2	6	8	4	12	2	0	1	0	0	28
21	EMELOGU, Ben	g	1	3	1	3	0	0	1	2	3	0	3	0	1	0	2	24
31	WHITT, Jimmy	g	5	6	0	0	1	5	2	7	9	2	11	2	1	0	4	29
00	McMURRAY, Jahmal	g	3	8	2	3	4	4	1	1	2	1	12	3	0	0	1	23
03	DOUGLAS, William	g	1	3	0	0	0	1	2	0	2	0	2	1	4	0	0	11
12	PYLE, James	g	0	1	0	0	0	0	0	0	0	0	0	0	0	0	0	2
20	LANDRUM, Elijah	g	1	4	0	3	0	0	0	0	0	2	2	4	0	0	1	10
22	WILFONG, Luke	g	1	1	1	1	0	0	0	0	0	0	3	0	0	0	1	2
23	AGAU, Akoy	g	3	5	1	2	2	2	1	3	4	2	9	1	1	1	1	13
24	RAY, Everett	g	1	2	0	0	1	2	2	2	4	4	3	0	0	0	0	11
TEAM									3	3	6				2			

Officials: Terry Oglesby, Chris Beaver, Alfred Smith Technicals: None. Attendance: 6477
USF 16 23 39
SMU 28 51 79

Points in the paint-USF 14,SMU 34. Points off turnovers-USF 9,SMU 19. 2nd chance points-USF 5,SMU 8.
Fast break points-USF 0,SMU 14. Bench points-USF 17,SMU 31. Score tied-1 time. Lead changed-0 times.
Last FG-USF 2nd-00:54. SMU 2nd-00:32. Largest lead-USF None, SMU by 44 2nd-04:26.
USF led for 00:00. SMU led for 37:04. Game was tied for 02:56.

DALLAS (AP) — Shake Milton had 14 points, two steal and two blocks and Jarrey Foster scored 12 points and grabbed eight rebounds to help SMU beat USF 79-39 for its 33rd consecutive home win. Jahmal McMurray added 12 points and Jimmy Whitt had 11 points, on 5-of-6 shooting, and nine rebounds for SMU (12-3, 2-0). Despite the fact that USF (7-7, 0-2) missed 10 of its first 11 shots, including seven in a row to open the game, it was tied at 11-all with six minutes left in the first half. McMurray had five points and Foster scored four during a 13-2 run that made it 24-13 before the Mustangs went into the break with a 12-point lead. The Bulls made just 6 of 25 from the field — tying their season low for field goals in a half — and scored just 16 points before the break, their lowest scoring half of the season. SMU made its first eight second-half shots, while USF missed its first 11, during a 26-1 run that gave the Mustangs a 54-17 lead with 12 minutes to go.

14

UCF51
at [RV/--] SMU56

SMU Record
11-3, 1-0 AAC

12/27/17 8:05 p.m. at Dallas, Texas (Moody Coliseum)

UCF 9-4, 0-1 AAC

#	Player	f	tg	fg	tg	ft	fta	of	de	tot	pt	a	to	blk	s	min
03	DAVIS, AJ	f	4	10	0	2	4	8	0	4	4	12	1	0	0	37
24	FALL, Tacko	c	3	4	0	0	0	2	4	3	7	1	6	0	4	25
02	ALLEN, Terrell	g	2	11	1	1	0	0	2	3	5	1	5	3	3	39
04	DEJESUS, Ceasar	g	4	9	1	1	0	1	2	3	3	9	2	5	0	30
33	MUMIN, Djordjije	g	0	0	0	0	0	0	0	0	1	0	0	1	0	8
05	DOUGLAS, Myles	g	0	0	0	0	0	1	0	1	0	0	0	0	0	1
10	GRIFFIN, Dayon	g	4	12	3	7	1	2	0	3	3	1	12	3	1	31
21	BROWN, Chad	g	3	6	0	0	1	2	5	2	7	2	7	0	1	0
22	MCSPADDEN, Chance	g	0	2	0	1	0	0	1	3	4	1	0	0	2	0
51	LAING Nathan	g	0	0	0	0	0	0	0	0	1	0	0	0	0	0
	TEAM							2	2	4				2		

The Last Time...	SMU Opponent	Date	Result	Opp Opponent	Date	Result
Scored 110 pts	110 Hardin-Simmons	11/20/1999	W 110-69			
Scored 105 pts	105 Hampton	12/17/2015	W, 105-72	105 at Texas Tech	12/1/2004	L, 105-67
Scored 100 pts	103 Memphis	3/4/2017	W, 103-62	105 at Texas Tech	12/1/2004	L, 105-67
Scored 99 pts	103 Memphis	3/4/2017	W, 103-62	99 Houston	1/16/2008	L, 99-71
Scored 95 pts	95 UTRGV	11/28/2017	W, 95-64	96 UTEP	3/1/2008	W, 99-96 2ot
Scored 90 pts	95 UTRGV	11/28/2017	W, 95-64	94 at [20/20] TCU	12/5/2017	L, 94-83
Scored 50 pts or less	49 CSU Bakersfield	12/2/2016	W, 49-43	39 USF	12/31/2017	W, 79-39
Scored 47 pts or less	47 Tulsa	1/6/2013	L, 48-47	39 USF	12/31/2017	W, 79-39
Scored 44 pts or less	28 UAB	2/15/2012	L, 47-28	39 USF	12/31/2017	W, 79-39
Scored 43 pts or less	28 UAB	2/15/2012	L, 47-28	39 USF	12/31/2017	W, 79-39
Scored 40 pts or less	28 UAB	2/15/2012	L, 47-28	39 USF	12/31/2017	W, 79-39
Scored 38 pts or less	28 UAB	2/15/2012	L, 47-28	38 Alabama State	12/22/2010	W, 49-38
Scored 35 pts or less	28 UAB	2/15/2012	L, 47-28	32 Wayland Baptist	11/24/2010	W, 65-32
Scored 55 pts or more (1st half)	55 Louisiana-Monroe	11/22/2006	W, 99-66	53 Centenary	11/17/2007	L, 93-76
Scored 54 pts or more (1st half)	54 Lamar	11/21/2010	W, 102-70	53 Centenary	11/17/2007	L, 93-76
Scored 52 pts or more (1st half)	52 (52-17) McNeese State	12/2/2013	W, 88-59	53 Centenary	11/17/2007	L, 93-76
Scored 50 pts or more (1st half)	50 (5-20) New Hampshire	12/5/2015	W, 98-44	51 (51-29) vs. Colorado State	11/14/2011	L, 75-56
Scored 60 pts or more (2nd half)	62 (62-31) Hampton	12/17/2015	W, 105-72	63 at Tulane	1/25/2012	L, 80-74
Scored 55 pts or more (2nd half)	55 (55-38) Memphis	3/4/2017	W, 103-62	56 (56-38) vs. East Carolina	3/10/2017	W, 81-77
Scored 54 pts or more (2nd half)	55 (55-38) Memphis	3/4/2017	W, 103-62	56 (56-38) vs. East Carolina	3/10/2017	W, 81-77
Scored 52 pts or more (2nd half)	55 (55-38) Memphis	3/4/2017	W, 103-62	56 (56-38) vs. East Carolina	3/10/2017	W, 81-77
Scored 50 pts or more (2nd half)	51 (51-23) USF	12/31/2017	W, 79-39	56 (56-38) vs. East Carolina	3/10/2017	W, 81-77
Scored 50 pts or less (consecutive gms)	at Rice 2/11/12 (L, 43-39), UAB 2/15/12 (L, 47-28)			at UCF 1/18/14 (W, 58-46), Hofstra 1/19/14 (W, 73-49)		
Scored 20 pts or less in half	20 (1st half) Lamar	11/14/2014	W, 93-54	16 (1st half) USF	12/31/2017	W, 79-39
Scored 19 pts or less in half	17 (1st half) [RV/RV] Memphis	2/6/2013	L, 60-52	16 (1st half) USF	12/31/2017	W, 79-39
Scored 15 pts or less in half	14 (1st half) Marshall	2/18/2012	L, 73-68	15 (1st half) UAPB	11/18/2017	W, 72-37
Scored 13 pts or less in half	12 (1st half) UAB	2/15/2012	L, 47-28	8 (1st half) Northwestern State	11/15/2017	W, 81-35
Scored 12 pts or less in half	12 (1st half) UAB	2/15/2012	L, 47-28	8 (1st half) Northwestern State	11/15/2017	W, 81-35
Won by 45+	54 (98-44) New Hampshire	12/5/2015	W, 98-44			
Won by 45+	46 (81-35) Northwestern State	11/15/2017	W, 81-35			
Won by 40+	40 (79-39) USF	12/31/2017	W, 79-39	43 at [5] Memphis	2/18/2009	L, 90-47
Won by 35+	40 (79-39) USF	12/31/2017	W, 79-39	43 at [5] Memphis	2/18/2009	L, 90-47
Won by 30+	40 (79-39) USF	12/31/2017	W, 79-39	43 at [5] Memphis	2/18/2009	L, 90-47
Won by 25+	40 (79-39) USF	12/31/2017	W, 79-39	43 at [5] Memphis	2/18/2009	L, 90-47
Won by 20+	40 (79-39) USF	12/31/2017	W, 79-39	22 vs. [-/rv] Michigan	11/18/2016	L, 76-54
Led by 35+ at halftime	35 (52-17) McNeese State	12/2/2013	W, 88-59			
Led by 34+ at halftime	34 (49-15) USF	12/31/2014	W, 83-49			
Led by 30+ at halftime	31 (48-17) Nicholls	12/16/2015	W, 86-42			
Led by 29+ at halftime	29 (49-20) East Carolina	2/1/2017	W, 86-46			
Led by 25+ at halftime	28 (36-8) Northwestern State	11/15/2017	W, 81-35			
Had 80 FGA				83 Houston	1/16/2008	L, 99-71
Had 75 FGA	75 (28-75 37.3%) at Wyoming	12/22/2005	L, 75-69	75 (33-75 44.0%) vs. Houston	3/11/2009	L, 85-76
Had 70 FGA	70 (22-70 31.4%) vs. [2/4] Arizona	11/23/2017	W, 66-60	75 (33-75 44.0%) vs. Houston	3/11/2009	L, 85-76
Had 40 or less FGA	37 (21-37) 56.8% Rice	2/27/2013	W, 67-55	37 (21-37) 56.8% Cincinnati	2/5/2015	L, 62-54
Had 39 or less FGA	37 (21-37) 56.8% Rice	2/27/2013	W, 67-55	37 (21-37) 56.8% Cincinnati	2/5/2015	L, 62-54
Had 36 or less FGA	36 (23-36) 63.9% Tulane	2/9/2011	W, 66-61	36 (17-36) 47.2% at UTEP	1/19/2013	L, 63-54
Tied on FG in last 10 secs (force ot) previous	25-ft left wing 3FG at 0.0 Houston (Shawn Williams)	2/2/2013	L, 84-80 ot			
Tied on FT in last 10 secs (force ot)	35-ft 3FG at 0.5 Rice (Dez Willingham)	1/21/2006	W, 80-69 ot			
Won on shot in last 10 seconds	3-3 FT at 0:06.8 Marshall (Dez Willingham)	2/16/2006	L, 75-72 ot			
Won on shot at buzzer	3FG right corner at 6.5 California	3/26/2014	W, 67-65	3 right corner 4.5 vs. Western Kentucky	11/24/2017	L, 63-61
Won on FT in last 10 seconds	19-ft inside top key at 0.0 at Tulsa (Jeremiah Samarrippas)	1/7/2012	W, 57-55	75-ft 3FG 0.0 at Marshall (Markel Humphrey)	1/21/2009	L, 53-50
	2-2 FTs at 0:00.1 Jacksonville (Papa Dia)	3/19/2011	W, 63-62	2-2 FT 0:00.6 SC-Ustate (Mezie Uzochukwu)	12/18/2007	L, 58-56
Shot 70%	72.3 (34-47) Lamar	11/21/2010	W, 102-70			
Shot 68%	69.8 (30-43) Southern Miss	1/22/2011	W, 79-65			
Shot 65%	66.7 (32-48) Ark-Pine Bluff	11/24/2013	W, 87-61	66.1 Kansas St.	12/2/1978	
Shot 61%	63.3 (31-49) Sam Houston State	11/14/2015	W, 85-50	66.1 Kansas St.	12/2/1978	
Shot 60%	60.9 (28-46) vs. East Carolina	3/10/2017	W, 81-77	60.7 (34-56) at Southern Miss	2/20/2008	L, 81-61
Shot 30% or less	28.6 (14-49) vs. UAB	3/13/2013	L, 53-52	28.0% (14-50) USF	12/31/2017	W, 79-39
Shot 27% or less	17.4 (8-46) UAB	2/15/2012	L, 47-28	24.5% (12-49) Northwestern State	11/15/2017	W, 81-35
Shot 25% or less	17.4 (8-46) UAB	2/15/2012	L, 47-28	24.5% (12-49) Northwestern State	11/15/2017	W, 81-35
Shot 20% or less	17.4 (8-46) UAB	2/15/2012	L, 47-28	19.6% (10-51) at Rice	2/9/2013	W, 61-39
Had 55 team Rebounds	62 Nicholls	12/16/2015	W, 86-42			
Had 50 team Rebounds	52 at East Carolina	12/31/2016	W, 75-44			
Had 20 or less Rebounds	18 at Southern Miss	2/29/2012	L, 67-60	20 Tulane	2/28/2016	W, 74-53
Had 18 or less Rebounds	18 at Southern Miss	2/29/2012	L, 67-60	17 East Carolina	2/21/2016	W, 74-63
Had 17 or less Rebounds	17 Marshall	2/13/2008	L, 75-74	17 East Carolina	2/21/2016	W, 74-63
Had 16 or less Rebounds				16 [RV/RV] Wyoming	12/5/2014	W, 66-53
Had +38 Rebound Margin	+39 (82-43) Texas Lutheran	1/28/1977	W, 117-77			
Had +30 Rebound Margin	+37 (62-25) Nicholls	12/16/2015	W, 86-42			
Had +25 Rebound Margin	+28 (52-24) at East Carolina	12/31/2016	W, 75-44			
Had +20 Rebound Margin	+22 (43-21) UAPB	11/18/2017	W, 72-37	+20 (38-18) at Southern Miss	2/29/2012	L, 67-60
Had +20 Rebound Margin 4 straight gms	+25 (48-23), +25 (45-20), +37 (62-25), +26 (49-23)					
	New Hampshire 12/5/15 (W98-44), Michigan 12/8 (W82-58), Nicholls 12/16 (W86-42), Hampton 12/17(W105-72)					
Had 23+ Offensive Rebounds	23 Toledo	11/27/2005	L, 72-60	23 (37 total) Houston	1/19/2016	W, 77-73
Had 21+ Offensive Rebounds	21 (62 total) Nicholls	12/16/2015	W, 86-42	23 (37 total) Houston	1/19/2016	W, 77-73
Had 20+ Offensive Rebounds	20 (52 total) at East Carolina	12/31/2016	W, 75-44	23 (37 total) Houston	1/19/2016	W, 77-73
Had 27 assists	27 at USF	2/7/2016	W, 92-58			
Had 26 assists	26 Eastern Michigan	11/13/2016	W, 91-64			
Had 25 assists	25 Houston	1/21/2017	W, 85-64	25 at East Carolina	2/27/2008	L, 82-54
Had 23 assists	24 New Orleans	12/13/2017	W, 79-66	23 vs. UCF	3/10/2010	L, 69-53

Had 22 assists	24 New Orleans	12/13/2017	W, 79-66	23 vs. UCF	3/10/2010	L, 69-53
Had 21 assists	21 [-RV] Boise State	12/18/2017	W, 86-63	21 at [20/20] TCU	12/5/2017	L, 94-83
Had 20 assists	21 [-RV] Boise State	12/18/2017	W, 86-63	21 at [20/20] TCU	12/5/2017	L, 94-83
Had 7 or less assists	7 at Wyoming	12/20/2013	W, 62-54	5 UAPB	11/18/2017	W, 72-37
Had 6 or less assists	5 [RV/RV] Memphis	2/6/2013	L, 60-52	5 UAPB	11/18/2017	W, 72-37
Had 5 or less assists	5 [RV/RV] Memphis	2/6/2013	L, 60-52	5 UAPB	11/18/2017	W, 72-37
Had 4 or less assists	3 UAB	2/15/2012	L, 47-28	4 vs. [RV/-] Texas A&M	11/30/2013	W, 55-52
Had 13 blocks	13 (Ties SMU Record) Midwestern State	12/29/2014	W, 70-61			
Had 12 blocks	13 (Ties SMU Record) Midwestern State	12/29/2014	W, 70-61			
Had 11 blocks	11 [rv/rv] Cincinnati	1/7/2016	W, 59-57	11 Tulane	1/24/2007	W, 55-53
Had 10 blocks	10 Memphis	1/30/2016	W, 80-68	11 Tulane	1/24/2007	W, 55-53
Had 9 blocks	10 Memphis	1/30/2016	W, 80-68	9 at Memphis	12/27/2016	W, 58-54
Had 8 blocks	8 Northwestern State	11/15/2017	W, 81-35	9 at Memphis	12/27/2016	W, 58-54
Had 0 blocks	0 vs. [-rv] USC	3/17/2017	L, 66-65	0 [-RV] Boise State	12/18/2017	W, 86-63
Had 0 combined blocks	0 (0-0) at Michigan	12/20/2014	W, 62-51	0 (0-0) at Michigan	12/20/2014	W, 62-51
Had 19 steals	19 Ark.-Pine Bluff	12/20/2004	W 87-50			
Had 17 steals	19 Ark.-Pine Bluff	12/20/2004	W 87-50	17 [11/9] Louisville	3/5/2014	L, 84-71
Had 15 steals	15 San Jose St.	2/10/2005	W, 66-46	15 at [20/20] Memphis	3/8/2014	L, 67-58
Had 13 steals	13 USF	12/31/2017	W, 79-39	13 at Memphis	2/25/2016	W, 69-62
Had 12 steals	13 USF	12/31/2017	W, 79-39	12 Gardner-Webb	11/11/2016	W, 72-44
Had 3 or less steals	2 vs. [15/18] Cincinnati	3/12/2017	W, 71-56	2 Cal Poly	12/19/2017	W, 84-64
Had 2 or less steals	2 vs. [15/18] Cincinnati	3/12/2017	W, 71-56	2 Cal Poly	12/19/2017	W, 84-64
Had 1 or less steals	1 at Indiana	11/20/2014	L, 74-68	1 UTRGV	11/28/2017	W, 95-64
Had 0 steals	0 vs. Fresno State	11/15/2011	L, 54-52	0 at Houston	2/12/2015	W, 75-69
Had +11 Steal Differential	+11 (13-2) East Carolina	2/1/2017	W, 86-46	+11 (17-6) [11/9] Louisville	3/5/2014	L, 84-71
Had +10 Steal Differential	+11 (13-2) East Carolina	2/1/2017	W, 86-46	+10 (12-2) [rv/rv] Cincinnati	1/7/2016	W, 59-57
Had +9 Steal Differential	+9 (10-1) vs. [2/4] Arizona	11/23/2017	W, 66-60	+10 (12-2) [rv/rv] Cincinnati	1/7/2016	W, 59-57
Had 8 or less turnovers	8 vs. [2/4] Arizona	11/23/2017	W, 66-60	7 vs. [15/18] Cincinnati	3/12/2017	W, 71-56
Had 7 or less turnovers	7 Northwestern State	11/15/2017	W, 81-35	7 vs. [15/18] Cincinnati	3/12/2017	W, 71-56
Had 6 or less turnovers	5 at Connecticut	2/25/2017	W, 69-61	6 at Connecticut	2/25/2017	W, 69-61
Had 5 or less turnovers	5 at Connecticut	2/25/2017	W, 69-61	4 at [22/22] Cincinnati	1/12/2017	L, 66-64
Had 4 or less turnovers				4 at [22/22] Cincinnati	1/12/2017	L, 66-64
Had 3 or less turnovers				2 at Houston	2/13/2010	L, 66-60
Had 26 or more turnovers	26 vs. #24 UAB	3/9/2006	L, 69-55			
Had 24 or more turnovers	25 Texas State	12/29/2007	W, 77-70	25 McMurry	11/11/2011	W, 78-49
Had 23 or more turnovers	23 [11/9] Louisville	3/5/2014	L, 84-71	23 Gardner-Webb	11/11/2016	W, 72-44
Had +15 Turnover Differential	+16 (8-24) Wayland Baptist	11/24/2010	W, 65-32	+15 (11-26) vs. #24 UAB	3/9/2006	L, 69-55
Had +14 Turnover Differential	+14 (7-21) Northwestern State	11/15/2017	W, 81-35	+15 (11-26) vs. #24 UAB	3/9/2006	L, 69-55
Had +12 Turnover Differential	+12 (8-20) vs. [2/4] Arizona	11/23/2017	W, 66-60	+12 (10-22) at [5] Memphis	2/18/2009	L, 90-47
Had +10 Turnover Differential	+12 (8-20) vs. [2/4] Arizona	11/23/2017	W, 66-60	+11 (6-17) at [rv/-] Cincinnati	3/6/2016	L, 61-54
Had 40 3pt attempts				43 (18-43) at Houston	2/16/2008	L, 69-47
Had 37 3pt attempts	37 (16-37) UC Riverside	11/20/2010	L, 73-69 ot	38 (12-38) Cal Poly	12/19/2017	W, 84-64
Had 36 3pt attempts	37 (16-37) UC Riverside	11/20/2010	L, 73-69 ot	38 (12-38) Cal Poly	12/19/2017	W, 84-64
Had 34 3pt attempts	37 (16-37) UC Riverside	11/20/2010	L, 73-69 ot	38 (12-38) Cal Poly	12/19/2017	W, 84-64
Had 33 3pt attempts	37 (16-37) UC Riverside	11/20/2010	L, 73-69 ot	38 (12-38) Cal Poly	12/19/2017	W, 84-64
Had 31 3pt attempts	31 (13-31) Northwestern State	11/15/2017	W, 81-35	38 (12-38) Cal Poly	12/19/2017	W, 84-64
Had 30 3pt attempts	31 (13-31) Northwestern State	11/15/2017	W, 81-35	38 (12-38) Cal Poly	12/19/2017	W, 84-64
Had 8 or less 3pt attempts	5 (0-5) vs. [rv/rv] Colorado	12/22/2015	W, 70-66	7 (5-7) Ark-Little Rock	11/12/2010	L, 57-47
Had 7 or less 3pt attempts	5 (0-5) vs. [rv/rv] Colorado	12/22/2015	W, 70-66	7 (5-7) Ark-Little Rock	11/12/2010	L, 57-47
Had 5 or less 3pt attempts	5 (0-5) vs. [rv/rv] Colorado	12/22/2015	W, 70-66	5 Southern Miss	2/4/2006	W, 58-53
Had 4 or less 3pt attempts	2 (0-2) at Tulsa	3/6/2013	W, 71-65			
Made 18 3-pointers				18 (18-43) at Houston	2/16/2008	L, 69-47
Made 16 3-pointers	16 (16-37) UC Riverside	11/20/2010	L, 73-69 ot	18 (18-43) at Houston	2/16/2008	L, 69-47
Made 15 3-pointers	15 (15-28) Cal Poly	12/19/2017	W, 84-64	15 (15-32) Brown	11/29/2015	W, 77-69
Made 14 3-pointers	15 (15-28) Cal Poly	12/19/2017	W, 84-64	14 (14-33) Houston	1/21/2017	W, 85-64
Made 13 3-pointers	15 (15-28) Cal Poly	12/19/2017	W, 84-64	13 (13-30) vs. East Carolina	3/10/2017	W, 81-77
Made 12 3-pointers	15 (15-28) Cal Poly	12/19/2017	W, 84-64	12 (12-38) Cal Poly	12/19/2017	W, 84-64
Made 11 3-pointers	15 (15-28) Cal Poly	12/19/2017	W, 84-64	12 (12-38) Cal Poly	12/19/2017	W, 84-64
Made 10 3-pointers	15 (15-28) Cal Poly	12/19/2017	W, 84-64	12 (12-38) Cal Poly	12/19/2017	W, 84-64
Made 0 3-pointers	0 (0-5) vs. [rv/rv] Colorado	12/22/2015	W, 70-66	0 Southern Miss	1/10/2007	L, 57-56
Made 0 3-pointers (back-to-back)	Wyoming (0-5) & Tulsa (0-13)	1/2 & 1/6/2013	L, 59-56 & L, 48-47			
Shot 50% 3-pointers (min. 15 FGM)	53.6 (15-28) Cal Poly	12/19/2017	W, 84-64	50.0 (15-30) at Memphis	2/20/2010	L, 76-63
Shot 70% 3-pointers (min. 10 FGM)	71.4 (10-14) McNeese State	12/2/2013	W, 88-59	71.4 (10-14) vs. [RV/RV] Virginia	11/29/2013	L, 76-73
Shot 60% 3-pointers (min. 10 FGM)	67.7 (10-15) at Tulsa	12/29/2015	W, 81-69			
Shot 55% 3-pointers (min. 10 FGM)	58.3 (14-24) at USF	2/7/2016	W, 92-58	56.5 (13-23) [11/9] Louisville	3/5/2014	L, 84-71
Shot 50% 3-pointers (min. 10 FGM)	53.6 (15-28) Cal Poly	12/19/2017	W, 84-64	50.0 (12-24) at [20/20] TCU	12/5/2017	L, 94-83
Shot 72% 3-pointers (min. 5 FGM)	72.7 (8-11) Rider	11/21/2012	W, 83-70	71.4 (10-14) vs. [RV/RV] Virginia	11/29/2013	L, 76-73
Shot 70% 3-pointers (min. 5 FGM)	71.4 (10-14) McNeese State	12/2/2013	W, 88-59	71.4 (10-14) vs. [RV/RV] Virginia	11/29/2013	L, 76-73
Shot 60% 3-pointers (min. 5 FGM)	67.7 (10-15) at Tulsa	12/29/2015	W, 81-69	71.4 (10-14) vs. [RV/RV] Virginia	11/29/2013	L, 76-73
Shot 55% 3-pointers (min. 5 FGM)	58.3 (14-24) at USF	2/7/2016	W, 92-58	58.3 (7-12) Cincinnati	2/5/2015	L, 62-54
Shot 53.7% 3-pointers (min. 5 FGM)	53.8 (7-13) at Connecticut	2/18/2016	L, 68-62	58.3 (7-12) Cincinnati	2/5/2015	L, 62-54
Shot 50% 3-pointers (min. 5 FGM)	53.6 (15-28) Cal Poly	12/19/2017	W, 84-64	53.3 (8-15) New Orleans	12/13/2017	W, 79-66
Had 54 FT attempts	54 (36-54) TCU	1/27/1996	W ot, 87-83			
Had 50 FT attempts	50 (34-50) at Texas State	1/2/2010	L, 91-86			
Had 45 FT attempts	50 (34-50) at Texas State	1/2/2010	L, 91-86			
Had 40 FT attempts	50 (34-50) at Texas State	1/2/2010	L, 91-86	40 (36-40) at [5] Memphis	2/18/2009	L, 90-47
Had 38 FT attempts	38 (25-38) Eastern Michigan	11/13/2016	W, 91-64	40 (36-40) at [5] Memphis	2/18/2009	L, 90-47
Had 37 FT attempts	38 (25-38) Eastern Michigan	11/13/2016	W, 91-64	37 (30-37) at [20/20] TCU	12/5/2017	L, 94-83
Had 35 FT attempts	35 (26-35) UMBC	11/10/2017	W, 78-67	37 (30-37) at [20/20] TCU	12/5/2017	L, 94-83
Had 33 FT attempts	35 (26-35) UMBC	11/10/2017	W, 78-67	37 (30-37) at [20/20] TCU	12/5/2017	L, 94-83
Had 30 FT attempts	35 (26-35) UMBC	11/10/2017	W, 78-67	37 (30-37) at [20/20] TCU	12/5/2017	L, 94-83

Had 16 FT attempts (OT)	16 (12-16) Rice	1/21/2006	W, 80-69 ot				
Had 10 FT attempts (OT)	10 (9-10) Rice	2/23/2011	W, 76-66 ot				
Had 8 or less FT attempts	8 (4-8) UCF	12/27/2017	W, 56-51				
Had 7 or less FT attempts	6 (3-6) vs. Western Kentucky	11/24/2017	L, 63-61		8 (7-8) at UCF	1/25/2017	W, 65-60
Had 6 or less FT attempts	6 (3-6) vs. Western Kentucky	11/24/2017	L, 63-61		7 (6-7) Connecticut	1/19/2017	W, 69-49
Had 5 or less FT attempts	5 (2-5) at Ole Miss	1/3/2012	L, 50-48		6 (4-6) USF	1/7/2017	W, 84-65
Had 2 or less FT attempts	2 (2-2) at Rice	12/30/2004	L 66-64 (ot)		4 (3-4) [rv/rv] Cincinnati	1/8/2016	W, 59-57
Had 1 or less FT attempts					2 (2-2) Tulsa	1/6/2013	L, 48-47
Had +30 FTA Differential	+36 (45-9) Prairie View A&M	12/20/2007	W, 57-49		1 (1-1) at Houston	2/16/2011	W, 65-51
Had +25 FTA Differential	+27 (37-10) vs. Missouri State	11/25/2012	W, 62-61				
Had +24 FTA Differential	+24 (34-10) Temple	1/4/2017	W, 79-65		+26 (32-6) at Rice	3/4/2006	L, 68-66
Had +22 FTA Differential	+24 (34-10) Temple	1/4/2017	W, 79-65		+24 (33-9) at UAB	2/14/2009	L, 78-75
Had +20 FTA Differential	+24 (34-10) Temple	1/4/2017	W, 79-65		+22 (31-9) at Cincinnati	1/1/2014	L, 65-57
Had 25 FTA (in a half)	28 (22-28) - 2nd half Rider	11/21/2012	W, 83-70		+22 (31-9) at Cincinnati	1/1/2014	L, 65-57
Had 24 FTA (in a half)	24 (17-24) - 2nd half Temple	1/4/2017	W, 79-65		25 (18-25) [25/RV] Arkansas	11/25/2014	L, 78-72
Had 20 FTA (in a half)	24 (17-24) - 2nd half Temple	1/4/2017	W, 79-65		25 (18-25) [25/RV] Arkansas	11/25/2014	L, 78-72
Made 35 FTS	35 (35-41) Centenary	11/22/2005	W, 85-67		25 (18-25) [25/RV] Arkansas	11/25/2014	L, 78-72
Made 33 FTS	33 (33-38) Memphis	1/30/2010	W, 70-60		36 (36-40) at [5] Memphis	2/18/2009	L, 90-47
Made 30 FTS	32 (32-38) Rice	2/23/2011	W, 76-66 ot		36 (36-40) at [5] Memphis	2/18/2009	L, 90-47
Made 27 FTS	28 (28-37) Memphis	1/30/2016	W, 80-68		30 (30-37) at [20/20] TCU	12/5/2017	L, 94-83
Made 26 FTS	28 (28-37) Memphis	1/30/2016	W, 80-68		30 (30-37) at [20/20] TCU	12/5/2017	L, 94-83
Made 25 FTS	26 (26-35) UMBC	11/10/2017	W, 78-67		30 (30-37) at [20/20] TCU	12/5/2017	L, 94-83
Made 5 or less FT	4 (4-8) UCF	12/27/2017	W, 56-51		30 (30-37) at [20/20] TCU	12/5/2017	L, 94-83
Made 4 or less FT	4 (4-8) UCF	12/27/2017	W, 56-51		5 (5-11) at Houston	2/18/2017	W, 76-66
Made 3 or less FT	3 (3-6) vs. Western Kentucky	11/24/2017	L, 63-61		4 (4-7) at [22/22] Cincinnati	1/12/2017	L, 66-64
Made 2 or less FT	2 (2-5) at Ole Miss	1/3/2012	L, 50-48		3 (3-4) [rv/rv] Cincinnati	1/7/2016	W, 59-57
Made 1 or less FT					2 (2-2) Tulsa	1/6/2013	L, 48-47
Had +22 FTM Differential	+22 (30-8) Prairie View A&M	12/20/2007	L, 57-49		1 (1-4) Louisiana Tech	12/31/2011	W, 73-65
Had +20 FTM Differential	+21 (22-1) Louisiana Tech	12/31/2011	W, 73-65		+23 (33-4) at UAB	2/14/2009	L, 78-75
Had +17 FTM Differential	+17 (22-5) at Houston	2/18/2017	W, 76-66		+20 (36-16) at [5] Memphis	2/18/2009	L, 90-47
Had +15 FTM Differential	+17 (22-5) at Houston	2/18/2017	W, 76-66		+17 (23-8) at Houston	1/9/2013	L, 78-67
Made 20 FTS (in a half)	22 (22-28) - 2nd half Rider	11/21/2012	W, 83-70		+16 (24-8) at [rv/-] Cincinnati	3/6/2016	L, 61-54
Shot 90% Fts (Min 20 FTM)	95.2 (20-21) vs. Alcorn State	12/22/2012	W, 67-52				
Shot 90% Fts (Min 15 FTM)	95.0 (19-20) at East Carolina	12/31/2016	W, 75-44		90.0 (36-40) at [5] Memphis	2/18/2009	L, 90-47
Shot 100% FT (Min 10 FTM)	100 (10-10) #12 Oklahoma	1/3/2006	L, 50-47		94.4 (17-18) East Carolina	2/23/2013	L, 72-69
Shot 94% Fts (Min 10 FTM)	95.0 (19-20) at East Carolina	12/31/2016	W, 75-44		100 (11-11) at UCF	3/2/2011	L, 51-48
Shot 90% Fts (Min 10 FTM)	95.0 (19-20) at East Carolina	12/31/2016	W, 75-44		94.4 (17-18) East Carolina	2/23/2013	L, 72-69
No players score 10+	0 UAB	2/15/2012	L, 47-28		90.9 (10-11) Tulane	2/15/2017	W, 80-75
Eight players score 8+	8 Savannah State	12/19/2005	W, 89-46		0 Grambling State	12/4/2010	W, 71-51
(Bryan Hopkins 19, Donatas Rackauskas 12, Brian Epps 11, Brian Morris 11, Dez Willingham 11, Derrick Roberts 9, Ike Oloegbu 8, Devon Pearson 8)	6 Hampton	12/17/2015	W, 105-72				
Six double digit scorers	(Sterling Brown 23, Jordan Tolbert 20, Nic Moore 18, Ben Moore 16, Shake Milton 14, Jarrey Foster 14)				5 at [20/20] TCU	12/5/2017	L, 94-83
	5 [-rv] Boise State	12/18/2017	W, 86-63		(Kenrich Williams 27, Kouat Noi 16, Desmond Bane 14, Jaylen Fisher 11, Ahmed Hamdy 10)		
Five double digit scorers	(Ethan Chargois 16, Jimmy Whitt 16, Jahmal McMurray 16, Ben Emelogu 12, Shake Milton 11)						
	3 (5,5,5) at [20/20] TCU	12/5/2017	L, 94-83				
Five 10+ scorers (2 straight gms)	New Orleans	12/13/2017	W, 79-66				
	[-rv] Boise State	12/18/2017	W, 86-63				
Four players score 15+	4 UTRGV	11/28/2017	W, 95-64				
	(Shake Milton 22, Jarrey Foster 19, Jimmy Whitt 18, Ethan Chargois 15)						
Three players score 15+	5 [-rv] Boise State	12/18/2017	W, 86-63		4 [11/9] Louisville	3/5/2014	L, 84-71
	(Ethan Chargois 16, Jimmy Whitt 16, Jahmal McMurray 16, Ben Emelogu 12, Shake Milton 11)				(Russ Smith 26, Chris Jones 21, Montrezl Harrell 19, Luke Hancock 15)		
3 players 15+ pts, 5 straight games	3, 3, 3, 4, 4 Tulane 2/15/17, at Houston 2/18, at UConn 2/25, Tulsa 3/2, Memphis 3/4				3 vs. East Carolina	3/10/2017	W, 81-77
3 players 15+ pts, consecutive games	3, 3 ULM 11/12/17, Northwestern State 11/15/17				(Kentrell Barkley 24, Caleb White 17, Elijah Hughes 15)		
Two 20 pts scorers	2 ULM	11/12/2017	W, 83-65				
	(Shake Milton 24, Ethan Chargois 23)				2 vs. [-rv] Pittsburgh	11/17/2016	W, 76-67
Two 20 pts scorers in consecutive gms	2,2 Nicholls 12/16/15 (W, 86-42), Hampton 12/17 (W, 105-72)				(Michael Young 22, Jamel Artis 20)		
Three 20 pt scorers	3 at TCU	1/27/2001					
	(Damon Hancock 28, Quinton Ross 22, Jeryl Sasser 20)						
Two 25 pts scorers	2 at Tulsa	1/1/2005	W, 95-83 ot		3 Rice	3/5/2005	L, 80-75 2ot
	(Bryan Hopkins 32, Eric Castro 28)				(Michael Harris 23, Jason McKrieth 22, J.R. Harrison 21)		
Two 30 pt scorers	2 Arkansas	1/30/1973			2 Houston	1/16/2008	L, 99-71
	(Ira Terrell 33, Sammy Hervey 31)				(Marvin Kilgore 28, Stefon Jackson 27)		
Three players with 10+ Rebounds	3 Nicholls	12/16/2015	W, 86-42		2 Texas Tech	1/21/1995	
	(Jordan Tolbert 23, Ben Moore 15, Sterling Brown 11)				(Jason Sasser 30, Mark Davis 30)		
Two players with 10+ Rebounds	2 at [22/22] Cincinnati	1/12/2017	L, 66-64				
	(Sterling Brown 11, Ben Moore 11)				2 at [rv/-] Cincinnati	3/6/2016	L, 61-54
Four players with 8+ Rebounds	4 at Temple	2/9/2017	W, 66-50		(Octavius Ellis 11, Gary Clark 11)		
	(Ben Moore 12, Semi Ojeleye 10, Sterling Brown 9, Jarrey Foster 8)						
Five players with 5+ Rebounds	6 vs. Western Kentucky	11/24/2017	L, 63-61		5 at [13/11] Gonzaga	11/17/2014	L, 72-56
	(Ben Emelogu 7, Shake Milton 6, Jarrey Foster 6, Ethan Chargois 5, Jimmy Whitt 5, William Douglas 5)				(Domantas Sabonis 9, Byron Wesley 6, Przemek Karnowski 6, Kevin Pangos 5, Kyle Wiljjer 5)		
5 w/ 5+ Rebs, consecutive games	5, 5, 5 Brown 11/29/15 W 77-69, at TCU 12/2 W 75-70, New Hampshire 12/5 W 98-44						
Six players with 5+ Rebounds	6 vs. Western Kentucky	11/24/2017	L, 63-61				
	(Ben Emelogu 7, Shake Milton 6, Jarrey Foster 6, Ethan Chargois 5, Jimmy Whitt 5, William Douglas 5)						
No players with 5+ rebounds	0 (Robert Nyakundi 4) at UTEP	1/14/2012	L, 70-64 ot		0 (4 with 4 rebs) UC Santa Barbara	11/22/2016	W, 84-57
Eight players with 4+ rebounds	8 (4,4,4,4,6,7,7) UC Santa Barbara	11/22/2016	W, 84-57				
Had 3 players with a double-double	\ Nicholls	12/16/2015	W, 86-42				
	(Jordan Tolbert 18pts, 23rebs; Ben Moore 22pts,15rebs; Sterling Brown 10pts,11rebs)				2 Marshall	3/6/2010	L, 73-57
Had 2 players with a double-double	2 UAPB	11/18/2017	W, 72-37		(Tyler Wilkerson 22 pts, 10 rebs; Hassan Whiteside 17 pts, 10 rebs)		
	(Ben Emelogu 13 pts, 10 rebs; Everett Ray 12 pts, 10 rebs)						
Two 20 pt scorers in consecutive games	at Rice (Derek Williams 22, Papa Dia 21)	1/20/2010	W, 73-65				
	Houston Baptist (Derek Williams 27, Robert Nyakundi 20)	1/23/2010	W, 82-68				

Two players with 7+ assists	2 [22/22] Memphis (Nic Moore 10, Nick Russell 7)	2/1/2014	W, 87-82
Two players with 6+ assists	2 Connecticut (Sterling Brown 8, Shake Milton 6)	12/14/2016	W, 92-56
Three players with 5+ assists	3 New Orleans (Jimmy Whitt 8, Shake Milton 5, Jarrey Foster 5)	12/13/2017	W, 79-66
Two players with 5+ assists	2 UCF (Ben Emelogu 6, Shake Milton 5)	12/27/2017	W, 56-51
Five players with 2+ assists	6 USF (Elijah Landrum 4, Jahmal McMurray 3, Shake Milton 3, Ethan Chargois 2, Jarrey Foster 2, Jimmy Whitt 2	12/31/2017	W, 79-39
Eight players with 2+ assists	8 Eastern Michigan (Shake Milton 5, Ben Emelogu 4, Harry Froling 3, Dashawn McDowell 3, Ben Moore 3, Tom Wilson 3, Sterling Brown 2, Jarrey Foster 2)	11/13/2016	W, 91-64
5 w/ 2+ Asts, consecutive games	5, 6 vs. Western Kentucky 11/24/17 & UTRGV 11/28/17		
5 w/ 2+ Asts, 3 straight games	5, 5, 6 at Temple (W 66-50 2/9/17) - Tulane (W 80-75 2/15/17)		
5 w/ 2+ Asts, 4 straight games	5, 5, 5 at Tulane (W 80-64 1/15/17) - at UCF (W 65-60 1/25/17)		
6 w/ 2+ asts, consecutive	7, 6 New Hampshire 12/5/15 (W, 98-44), Michigan 12/8/15 (W, 82-58)		
Five players with 4+ assists	5 Houston	1/21/2017	W, 85-64
Two players with 5+ 3FGs	(Ben Moore 7, Shake Milton 5, Sterling Brown 4, Semi Ojeleye 4, Ben Emelogu 4)		
Five players with 2+ steals	2 at USF (Shake Milton 6-9, Nic Moore 5-10)	2/7/2016	W, 92-58
Three players with 3+ steals	5 at UCF (Sterling Brown 3, Shake Milton 3, Ben Moore 2, Ben Emelogu 2, Semi Ojeleye 2 & Dashawn McDowell 1)	1/25/2017	W, 65-60
Started 3 Freshmen	3 [14/18] USC (Ben Emelogu 3, Jimmy Whitt 3, William Douglas 3)	12/2/2017	W, 72-55
Started 4 Freshmen	3 Houston (Papa Dia, Ryan Harp, Mike Walker)	2/9/2008	W, 68-53
Won an overtime game	4 Florida Atlantic (DeWayne Floyd, Damon Hancock, Mike Niemi, Nigel Smith)	11/29/1998	W, 91-61
Lost an overtime game	UC Santa Barbara	12/8/2014	W, 80-73 ot
Won a double overtime game	Houston	2/2/2013	L, 84-80 ot
Lost a double overtime game	UTEP	3/1/2008	W, 99-96 2ot
Won a triple overtime game	vs. Oklahoma State	12/28/2011	L, 68-58 2ot
Lost a triple overtime game	Baylor	1/9/1988	W, 97-93 3ot
Played consecutive overtime games	Never		
Won consecutive overtime games	at East Carolina 1/18/2006 (W, 74-70 ot); Rice 1/21/2006 (W, 80-69 ot)		
Sold out at home	at East Carolina 1/18/2006 (W, 74-70 ot); Rice 1/21/2006 (W, 80-69 ot)	1/24/2015	W, 80-59
Won 18+ straight games	19 of last 26 Houston (7094)		
Won 10+ straight games	18 Sam Houston (W, 85-50, 11/14/15) - ended at Temple (L, 89-80, 1/24/16)		
Won 5+ straight games	16 at Tulane (W 80-64 1/15/17) - ended vs. [-/rv] USC (L, 66-65, 3/17/17)		
Won 10+ straight regular season games	16 at Tulane (W 80-64 1/15/17) - ended vs. [-/rv] USC (L, 66-65, 3/17/17)		
Won 15+ straight RS non-league games	17 at Tulane (W 80-64 1/15/17) - ended vs Northern Iowa (L 61-58 11/22/17)		
Won 10+ straight RS non-league games	15 Sam Houston (W 85-50 11/14/15)-ended vs [-/rv] Michigan (L 76-54 11/18/16)		
Won 10+ straight non-league at home	10 CSU Bakersfield (W 49-43 12/2/16 - ended vs Northern Iowa (L 61-58 11/22/17)		
Won 8+ straight league games	32+ Texas Southern (W, 72-59, 11/26/14) to		
Won 5+ straight league games	15+ at Tulane (W, 80-64, 1/15/17) -		
Won 7+ straight road games	15+ at Tulane (W, 80-64, 1/15/17) -		
Won 6+ straight road games	7 at UCF (W, 70-61, 1/11/15) to at Memphis (W, 66-57, 2/26/15)		
Won 3+ straight road games	6 at Tulane (W, 80-64, 1/15/17) - ended at [20/20] TCU (L, 94/83, 12/5/17		
Won 7+ straight league road games	6 at Tulane (W, 80-64, 1/15/17) - ended at [20/20] TCU (L, 94/83, 12/5/17		
Won 3+ straight league road games	7 at UCF (W, 70-61, 1/11/15) to at Memphis (W, 66-57, 2/26/15)		
Won 15+ straight home games	6+ at Tulane (W, 80-64, 1/15/17) -		
Won 10+ straight home games	33+ [rv/rv] Gonzaga (W 69-60, 2/13/16) -		
Won 8+ straight league home games	33+ [rv/rv] Gonzaga (W 69-60, 2/13/16) -		
Won 4+ straight league home games	14+ East Carolina (W, 74-63, 2/21/16) -		
Won 5+ straight league tournament games	14+ East Carolina (W, 74-63, 2/21/16) -		
Received Votes both polls	6+ vs. East Carolina (W, 74-68, 3/13/15) -		
Received Votes AP	RV/RV RV in AP / RV Coaches polls	12/4/2017	7-2, 0-0
Ranked in Top 25	RV/-- RV in AP	1/1/2018	12-3, 2-0
Ranked in Top 20	11/13 #11 in AP / #13 Coaches polls	3/13/2017	30-4, 17-1
Ranked in Top 15	11/13 #11 in AP / #13 Coaches polls	3/13/2017	30-4, 17-1
Ranked in Top 12	11/13 #11 in AP / #13 Coaches polls	3/13/2017	30-4, 17-1
Ranked in Top 10	11/13 #11 in AP / #13 Coaches polls	3/13/2017	30-4, 17-1
Defeated a team receiving votes	AP 8 #8 AP	1/18/2016	17-0, 6-0
Defeated a ranked opponent	14/18 [14/18] USC	12/2/2017	W, 72-55
Defeated a Top-20 opponent	14/18 [14/18] USC	12/2/2017	W, 72-55
Defeated a Top-10 opponent	14/18 [14/18] USC	12/2/2017	W, 72-55
Defeated a Top-5 opponent	2/4 vs [2/4] Arizona	11/23/2017	W, 66-60
Defeated a ranked opponent on road	2/4 vs [2/4] Arizona	11/23/2017	W, 66-60
Defeated a Top-20 opponent on road	at [21/21] Connecticut	2/23/2014	W, 64-55
Defeated a Top-20 opponent neutral site	at [17] Purdue	12/21/2003	W 60-59
Lost to a ranked opponent	2/4 vs [2/4] Arizona	11/23/2017	W, 66-60
Lost to a Top-20 Opponent	at [20/20] TCU	12/5/2017	L, 94-83
Lost to a Top-10 Opponent	at [20/20] TCU	12/5/2017	L, 94-83
	[11/9] Louisville	3/5/2014	L, 84-71

2 vs. UCF (AJ Rompza 8, Marcus Jordan 6)	3/10/2010	L, 69-53
2 at [22/22] Cincinnati (Troy Caupain 6, Jacob Evans 6)	1/12/2017	L, 66-64
2 Houston (Damyean Dotson 5, Rob Gray 5)	1/21/2017	W, 85-64
2 at [20/20] TCU (Jaylen Fisher 9, Kenrich Williams 5)	12/5/2017	L, 94-83
5 [11/11] Cincinnati (Jacob Evans 5, Troy Caupain 3, Gary Clark 3, Kevin Johnson 2, Justin Jenifer 2)	2/12/2017	W, 60-51

The Last Time...

Individual	SMU	Player	Opponent	Date	Result	Opp	Player	Opponent	Date	Result
Scored 50 pts	51	Gene Phillips	at Texas	3/2/1971	L, 96-88					
Scored 44 pts	51	Gene Phillips	at Texas	3/2/1971	L, 96-88	44	Jeff Webster	Oklahoma	2/2/1994	
Scored 40 pts	51	Gene Phillips	at Texas	3/2/1971	L, 96-88	40	Morris Almond	at Rice	3/4/2006	L, 68-66
Scored 39 pts	39	Jeryl Sasser	at UTEP	1/22/2001	L, 83-69	40	Morris Almond	at Rice	3/4/2006	L, 68-66
Scored 35 pts	36	Semi Ojeleye	vs. East Carolina	3/10/2017	W, 81-77	35	Kevin Foster	Santa Clara	3/25/2011	L, 72-55
Scored 33 pts	36	Semi Ojeleye	vs. East Carolina	3/10/2017	W, 81-77	33	Ricky Tarrant	at Tulane	1/25/2012	L, 80-74
Scored 32 pts	36	Semi Ojeleye	vs. East Carolina	3/10/2017	W, 81-77	33	Ricky Tarrant	at Tulane	1/25/2012	L, 80-74
Scored 31 pts	36	Semi Ojeleye	vs. East Carolina	3/10/2017	W, 81-77	31	Kelsey Barlow	at Illinois-Chicago	12/4/2013	W, 73-65
Scored 30 pts	36	Semi Ojeleye	vs. East Carolina	3/10/2017	W, 81-77	30	James Woodard	[RV/-] Tulsa	3/8/2015	W, 67-62
Scored 29 pts	36	Semi Ojeleye	vs. East Carolina	3/10/2017	W, 81-77	29	Rodney Purvis	at Connecticut	3/15/2015	W, 62-54
Scored 28 pts	28	Shake Milton	UMBC	11/10/2017	W, 78-67	29	Rodney Purvis	at Connecticut	3/15/2015	W, 62-54
Scored 27 pts	28	Shake Milton	UMBC	11/10/2017	W, 78-67	27	Kenrich Williams	at [20/20] TCU	12/5/2017	L, 94-83
Scored 25 pts	28	Shake Milton	UMBC	11/10/2017	W, 78-67	27	Kenrich Williams	at [20/20] TCU	12/5/2017	L, 94-83
Scored 25 pts (1st half)	25	Bryan Hopkins	TCU	12/30/2005	W, 52-49					
Scored 20 pts (1st half)	21	Paul McCoy	TAMU-CC	12/31/2008	W, 92-62	20 (30)	Dominique Morrison	at Oral Roberts	11/21/2011	L, 62-56
Scored 25 pts (2nd half)						26 (33)	Ricky Tarrant	at Tulane	1/25/2012	L, 80-74
Scored 24 pts (2nd half)	24 (27)	Sterling Brown	at Tulsa	2/4/2017	W, 76-53	26 (33)	Ricky Tarrant	at Tulane	1/25/2012	L, 80-74
Scored 22 pts (2nd half)	24 (27)	Sterling Brown	at Tulsa	2/4/2017	W, 76-53	22 (26)	Russ Smith	[11/9] Louisville	3/5/2014	L, 84-71
Scored 20 pts (2nd half)	24 (27)	Sterling Brown	at Tulsa	2/4/2017	W, 76-53	22 (26)	Russ Smith	[11/9] Louisville	3/5/2014	L, 84-71
Scored 30 pts (as FR)	32	Paul McCoy	TAMU-CC	12/31/2008	W, 92-62					
Scored 25 pts (as FR)	29	Paul McCoy	at UAB	2/14/2009	L, 78-75					
Scored 24 pts (as FR)	24	Shake Milton	at Tulsa	12/29/2015	W, 81-69					
Scored 23 pts (as FR)	23	Ethan Chargois	ULM	11/12/2017	W, 83-65					
Scored 20 pts (as FR)	21	Ethan Chargois	vs Western Ky.	11/24/2017	L, 63-61					
Led team in scoring (as FR)	21	Ethan Chargois	vs Western Ky.	11/24/2017	L, 63-61					
Had 55% or more of team pts.	51.9 (27of52)	Bryan Hopkins	TCU	12/30/2005	W, 52-49	58.8 (40of68)	Morris Almond	at Rice	3/4/2006	L, 68-66
Had 50% or more of team pts.	51.9 (27of52)	Bryan Hopkins	TCU	12/30/2005	W, 52-49	53.7 (29of54)	Rodney Purvis	at Connecticut	3/15/2015	W, 62-54
Had 25 rebounds	26	Ira Terrell	New Mexico St.	12/16/1975						
Had 20 rebounds	23	Jordan Tolbert	Nicholls	12/16/2015	W, 86-42					
	prievious: 21	Papa Dia	at Northern Iowa	3/21/2011	W, 57-50	18	Marquin Chandler	San Jose St.	2/10/2005	W, 66-46
Had 18 rebounds	19	Jordan Tolbert	Hampton	12/17/2015	W, 105-72	17	Dennis Tinnon	at Marshall	1/30/2013	W, 68-57
Had 17 rebounds	19	Jordan Tolbert	Hampton	12/17/2015	W, 105-72	16	Domantas Sabonis	[rv/rv] Gonzaga	2/13/2016	W, 69-60
Had 16 rebounds	19	Jordan Tolbert	Hampton	12/17/2015	W, 105-72	15	Deander Ayton	vs. [2/4] Arizona	11/23/2017	W, 66-60
Had 15 rebounds	19	Jordan Tolbert	Hampton	12/17/2015	W, 105-72					
Had 15+ rebs, back-to-back	23,19	Jordan Tolbert	Nicholls 12/16/15 (W), Hampton 12/17 (W)							
Had 12 rebs (1st half)	12	Papa Dia	at Northern Iowa	3/21/2011	W, 57-50					
Had 11 rebs (1st half)	11 (23)	Jordan Tolbert	Nicholls	12/16/2015	W, 86-42	10 (13)	Larry Nance, Jr.	at Wyoming	12/20/2013	W, 62-54
Had 10 rebs (1st half)	10 (19)	Jordan Tolbert	Hampton	12/17/2015	W, 105-72	10 (13)	Larry Nance, Jr.	at Wyoming	12/20/2013	W, 62-54
Had 12 rebs (2nd half)	12 (23)	Jordan Tolbert	Nicholls	12/16/2015	W, 86-42	12 (15)	Deander Ayton	vs. [2/4] Arizona	11/23/2017	W, 66-60
Had 11 rebs (2nd half)	12 (23)	Jordan Tolbert	Nicholls	12/16/2015	W, 86-42	12 (15)	Deander Ayton	vs. [2/4] Arizona	11/23/2017	W, 66-60
Had 10 rebs (2nd half)	12 (23)	Jordan Tolbert	Nicholls	12/16/2015	W, 86-42	12 (15)	Deander Ayton	vs. [2/4] Arizona	11/23/2017	W, 66-60
Had 13 rebounds (as FR)	13	Papa Dia	Southern	11/10/2007	L, 75-61					
Had 10 rebounds (as FR)	12	Leslee Smith	at SE Missouri St	12/19/2011	W, 84-65					
Had 9 Off. Rebounds	9 (19)	Jordan Tolbert	Nicholls	12/16/2015	W, 86-42	9 (17)	Dennis Tinnon	at Marshall	1/30/2013	W, 68-57
Had 8 Off. Rebounds	9 (19)	Jordan Tolbert	Nicholls	12/16/2015	W, 86-42	9 (17)	Dennis Tinnon	at Marshall	1/30/2013	W, 68-57
Had 7 Off. Rebounds	7 (9)	Jarrey Foster	McNeese	12/14/2016	W, 92-56	7 (8)	Danrad Knowles	Houston	1/19/2016	W, 77-73
Had 17 Assists	17	Gerald Lewis	Texas	3/6/1993	W, 96-80					
Had 15 Assists	17	Gerald Lewis	Texas	3/6/1993	W, 96-80	12	Chase Adams	Centenary	11/17/2007	L, 93-76
Had 12 Assists	12	Nic Moore	at East Carolina	1/14/2016	W, 79-55	11	AJ Rompza	at UCF	1/28/2009	L, 70-45
Had 11 Assists	11	Nic Moore	[rv/rv] Gonzaga	2/13/2016	W, 69-60	10	Alex Robinson	[rv/rv] TCU	12/7/2016	W, 74-59
Had 10 Assists	10	Shake Milton	Tulsa	3/2/2017	W, 93-70					
Had 9 steals	9	Bryan Hopkins	San Jose St.	2/10/2005	W, 66-46					
Had 8 steals	9	Bryan Hopkins	San Jose St.	2/10/2005	W, 66-46					
Had 7 steals	7	Nic Moore	Texas Southern	11/26/2014	W, 72-59	7	Will Cummings	[RV/-] Temple	2/19/2015	W, 67-58
Had 6 steals	6	at Memphis	at Memphis	2/25/2016	W, 69-62	6	DeAndre Haywood	Delaware State	12/4/2016	W, 74-60
Had 5 steals	6	at Memphis	at Memphis	2/25/2016	W, 69-62	5	Lamonte Bearden	vs Western Ky.	11/24/2017	L, 63-61
Made 20 FGs	20	Gene Phillips	at Texas	3/2/1971	L, 96-88					
Made 14 FGs						14	Morris Almond	at Rice	3/4/2006	L, 68-66
Made 12 FGs	12 (12-19)	Semi Ojeleye	vs. East Carolina	3/10/2017	W, 81-77	12	Morris Almond	vs. Rice	3/8/2006	W, 61-59
Made 11 FGs	12 (12-19)	Semi Ojeleye	vs. East Carolina	3/10/2017	W, 81-77	11 (11-22)	Rodney Purvis	at Connecticut	3/15/2015	W, 62-54
Made 10 FGs	12 (12-19)	Semi Ojeleye	vs. East Carolina	3/10/2017	W, 81-77	10 (10-23)	Rob Gray	at Houston	2/18/2017	W, 76-66
38 FGA	38	Gene Phillips	at Texas	3/2/1971	L, 96-88					

30 FGA	38	Gene Phillips	at Texas	3/2/1971	L, 96-88	26 (8-26)	Tamir Jackson	Rice	2/27/2013	W, 67-55
26 FGA						26 (8-26)	Tamir Jackson	Rice	2/27/2013	W, 67-55
25 FGA						23 (10-23)	Rob Gray	at Houston	2/18/2017	W, 76-66
23 FGA	24 (7-24)	Nick Russell	[RV/RV] Memphis	2/6/2013	L, 60-52	23 (10-23)	Rob Gray	at Houston	2/18/2017	W, 76-66
21 FGA	24 (7-24)	Nick Russell	[RV/RV] Memphis	2/6/2013	L, 60-52	23 (10-23)	Rob Gray	at Houston	2/18/2017	W, 76-66
20 FGA	20 (8-20)	Semi Ojeleye	vs. [-/rv] USC	3/17/2017	L, 66-65	23 (10-23)	Rob Gray	at Houston	2/18/2017	W, 76-66
Shot 100% (10 FGM)	100 (10-10)	Markus Kennedy	[22/22] Memphis	2/1/2014	W, 87-72	91.7 (11-12)	Phil Martin	UC Riverside	11/20/2010	L, 73-69 ot
Shot 91% (10 FGM)	91.7 (11-12)	Jordan Tolbert	Michigan	12/8/2015	W, 82-58	91.7 (11-12)	Phil Martin	UC Riverside	11/20/2010	L, 73-69 ot
Shot 80% (10 FGM)	90.9 (10-11)	Sterling Brown	Hampton	12/17/2015	W, 105-72	91.7 (11-12)	Phil Martin	UC Riverside	11/20/2010	L, 73-69 ot
Shot 75% (10 FGM)	90.9 (10-11)	Sterling Brown	Hampton	12/17/2015	W, 105-72	91.7 (11-12)	Phil Martin	UC Riverside	11/20/2010	L, 73-69 ot
Shot 100% (8 FGM)	100 (9-9)	Semi Ojeleye	Tulsa	3/2/2017	W, 93-70	100 (8-8)	Devin Coleman	at Temple	1/24/2016	L, 89-80
Shot 100% (7 FGM)	100 (9-9)	Semi Ojeleye	Tulsa	3/2/2017	W, 93-70	100 (8-8)	Devin Coleman	at Temple	1/24/2016	L, 89-80
Shot 88% (7 FGM)	88.9 (8-9)	Jimmy Whitt	[-/rv] Boise State	12/18/2017	W, 86-63	88.9 (8-9)	Gary Clark	at 22/22 Cincinnati	1/12/2017	L, 66-64
Shot 75% (7 FGM)	88.9 (8-9)	Jimmy Whitt	[-/rv] Boise State	12/18/2017	W, 86-63	87.5 (7-8)	Kenrich Williams	at [20/20] TCU	12/5/2017	L, 94-83
Shot 100% (6 FGM)	100 (6-6)	Ben Emelogu II	Cal Poly	12/19/2017	W, 84-64	100 (6-6)	Tulio Da Silva	USF	1/7/2017	W, 84-65
Shot 100% (5 FGM)	100 (6-6)	Ben Emelogu II	Cal Poly	12/19/2017	W, 84-64	100 (6-6)	Tulio Da Silva	USF	1/7/2017	W, 84-65
Shot 88% (5 FGM)	100 (6-6)	Ben Emelogu II	Cal Poly	12/19/2017	W, 84-64	88.9 (8-9)	Gary Clark	at 22/22 Cincinnati	1/12/2017	L, 66-64
Shot 75% (5 FGM)	83.3 (5-6)	Jimmy Whitt	USF	12/31/2017	W, 79-39	87.5 (7-8)	Kenrich Williams	at [20/20] TCU	12/5/2017	L, 94-83
Made 10 3FG						10 (10-16)	James Woodard	[RV/-] Tulsa	3/8/2015	W, 67-62
Made 9 3FG						9 (9-11)	Bryce Alford	vs. UCLA	3/19/2015	L, 60-59
Made 8 3FG	8 (8-11)	Nic Moore	Houston	1/24/2015	W, 80-59	9 (9-11)	Bryce Alford	vs. UCLA	3/19/2015	L, 60-59
Made 7 3FG	7 (7-8)	Shake Milton	at Tulsa	12/29/2015	W, 81-69	7 (7-12)	Derrick Walton, Jr.	vs. [-/rv] Michigan	11/18/2016	L, 76-54
Made 6 3FG	6 (6-11)	Shake Milton	at Connecticut	2/25/2017	W, 69-61	6 (6-13)	Elijah Stewart	vs. [-/rv] USC	3/17/2017	L, 66-65
Made 5 3FG	5 (5-5)	Ben Emelogu II	Cal Poly	12/19/2017	W, 84-64	5 (5-9)	Mike Hoffman	UTRGV	11/28/2017	W, 95-64
17 3FGA						17 (8-17)	Robert Vaden	UAB	2/23/2008	L, 73-59
16 3FGA	16	Quinton Ross	Hawaii	2/7/2002		16 (10-16)	James Woodard	[RV/-] Tulsa	3/8/2015	W, 67-62
15 3FGA	15	Bryan Hopkins	at La. Tech	2/21/2004		16 (10-16)	James Woodard	[RV/-] Tulsa	3/8/2015	W, 67-62
14 3FGA	15	Bryan Hopkins	at La. Tech	2/21/2004		14 (6-14)	Troy Holston	USF	1/7/2017	W, 84-65
13 3FGA	13 (3-13)	Robert Nyakundi	at Louisiana Tech	12/1/2010	L, 69-64	14 (6-14)	Troy Holston	USF	1/7/2017	W, 84-65
12 3FGA	12 (4-12)	Shake Milton	UMBC	11/10/2017	W, 78-67	13 (6-13)	Elijah Stewart	vs. [-/rv] USC	3/17/2017	L, 66-65
11 3FGA	12 (4-12)	Shake Milton	UMBC	11/10/2017	W, 78-67	13 (6-13)	Elijah Stewart	vs. [-/rv] USC	3/17/2017	L, 66-65
10 3FGA	12 (4-12)	Shake Milton	UMBC	11/10/2017	W, 78-67	13 (6-13)	Elijah Stewart	vs. [-/rv] USC	3/17/2017	L, 66-65
Shot 60% (10 3FGM)						62.5 (10-16)	James Woodard	[RV/-] Tulsa	3/8/2015	W, 67-62
Shot 60% (9 3FGM)						81.8 (9-11)	Bryce Alford	vs. UCLA	3/13/2015	L, 60-59
Shot 70% (8 3FGM)	72.7 (8-11)	Nic Moore	Houston	1/24/2015	W, 80-59	81.8 (9-11)	Bryce Alford	vs. UCLA	3/13/2015	L, 60-59
Shot 70% (7 3FGM)	87.5 (7-8)	Shake Milton	at Tulsa	12/29/2015	W, 81-69	100 (7-7)	Devin Coleman	at Temple	1/24/2016	L, 89-80
Shot 100% (5 3FGM)	100 (5-5)	Ben Emelogu II	Cal Poly	12/19/2017	W, 84-64	100 (7-7)	Devin Coleman	at Temple	1/24/2016	L, 89-80
Shot 85% (5 3FGM)	100 (5-5)	Ben Emelogu II	Cal Poly	12/19/2017	W, 84-64	100 (7-7)	Devin Coleman	at Temple	1/24/2016	L, 89-80
Shot 70% (5 3FGM)	100 (5-5)	Ben Emelogu II	Cal Poly	12/19/2017	W, 84-64	83.3 (5-6)	Kenrich Williams	at [20/20] TCU	12/5/2017	L, 94-83
Shot 100% (4 3FGM)	100 (5-5)	Ben Emelogu II	Cal Poly	12/19/2017	W, 84-64	100 (7-7)	Devin Coleman	at Temple	1/24/2016	L, 89-80
Shot 70% (4 3FGM)	100 (5-5)	Ben Emelogu II	Cal Poly	12/19/2017	W, 84-64	83.3 (5-6)	Kenrich Williams	at [20/20] TCU	12/5/2017	L, 94-83
Shot 100% (3 3FGM)	100 (5-5)	Ben Emelogu II	Cal Poly	12/19/2017	W, 84-64	100 (3-3)	Kouat Noi	at [20/20] TCU	12/5/2017	L, 94-83
Shot 80% (3 3FGM)	100 (5-5)	Ben Emelogu II	Cal Poly	12/19/2017	W, 84-64	100 (3-3)	Kouat Noi	at [20/20] TCU	12/5/2017	L, 94-83
						83.3 (5-6)	Kenrich Williams	at [20/20] TCU	12/5/2017	L, 94-83
Shot 70% (3 3FGM)	100 (5-5)	Ben Emelogu II	Cal Poly	12/19/2017	W, 84-64	75 (3-4)	Bryson Robinson	New Orleans	12/13/2017	W, 79-66
Made 22 FTs	22	Jan Loudermilk	TCU	2/24/1962						
Made 20 FTs	22	Jan Loudermilk	TCU	2/24/1962						
Made 14 FTs	14 (14-15)	Derek Williams	Memphis	1/30/2010	W, 70-60	14 (14-15)	Ray Lee	Eastern Michigan	11/13/2016	W, 91-64
Made 13 FTs	14 (14-15)	Derek Williams	Memphis	1/30/2010	W, 70-60	14 (14-15)	Ray Lee	Eastern Michigan	11/13/2016	W, 91-64
Made 12 FTs	12 (12-15)	Ryan Manuel	Loyola Marymount	11/11/2012	W, 73-58	14 (14-15)	Ray Lee	Eastern Michigan	11/13/2016	W, 91-64
Made 11 FTs	11 (11-13)	Semi Ojeleye	vs. East Carolina	3/10/2017	W, 81-77	14 (14-15)	Ray Lee	Eastern Michigan	11/13/2016	W, 91-64
Made 10 FTs	10 (10-10)	Shake Milton	UMBC	11/10/2017	W, 78-67	10 (10-13)	Jarius Lyles	UMBC	11/10/2017	W, 78-67
Att. 24 Fts	24	Jan Loudermilk	TCU	2/24/1962						
Att. 20 Fts	24	Jan Loudermilk	TCU	2/24/1962						
Att. 17 Fts	17	Ike Ofoegbu	vs. Illinois State	11/12/2006	W, 57-55	17 (13-17)	Danuel House	at Houston	1/9/2013	L, 78-67
Att. 15 Fts	15 (12-15)	Ryan Manuel	Loyola Marymount	11/11/2012	W, 73-58	15 (14-15)	Ray Lee	Eastern Michigan	11/13/2016	W, 91-64
Att. 14 Fts	14 (7-14)	Markus Kennedy	vs. East Carolina	3/13/2015	W, 74-68	15 (14-15)	Ray Lee	Eastern Michigan	11/13/2016	W, 91-64
Att. 13 Fts	13 (11-13)	Semi Ojeleye	vs. East Carolina	3/10/2017	W, 81-77	15 (14-15)	Ray Lee	Eastern Michigan	11/13/2016	W, 91-64
Att. 12 Fts	13 (11-13)	Semi Ojeleye	vs. East Carolina	3/10/2017	W, 81-77	13 (10-13)	Jarius Lyles	UMBC	11/10/2017	W, 78-67
100% FTs (min 10 FTM)	100 (10-10)	Shake Milton	UMBC	11/10/2017	W, 78-67	11 (11-11)	Alandise Harris	at Arkansas	11/18/2013	L, 89-78
100% FTs (min 8 FTM)	100 (10-10)	Shake Milton	UMBC	11/10/2017	W, 78-67	9 (9-9)	Norman Powell	vs. UCLA	3/19/2015	L, 60-59
100% FTs (min 7 FTM)	100 (10-10)	Shake Milton	UMBC	11/10/2017	W, 78-67	9 (9-9)	Norman Powell	vs. UCLA	3/19/2015	L, 60-59
100% FTs (min 6 FTM)	100 (10-10)	Shake Milton	UMBC	11/10/2017	W, 78-67	9 (9-9)	Norman Powell	vs. UCLA	3/19/2015	L, 60-59
Had 9 blocks (SMU record)	9	Yanick Moreira	Midwestern State	12/29/2014	W, 70-61					
Had 8 blocks	9	Yanick Moreira	Midwestern State	12/29/2014	W, 70-61					

Had 7 blocks	9	Yanick Moreira	Midwestern State	12/29/2014	W, 70-61	7	Amida Brimah	at Connecticut	3/15/2015	W, 62-54
Had 6 blocks	9	Yanick Moreira	Midwestern State	12/29/2014	W, 70-61	7	Amida Brimah	at Connecticut	3/15/2015	W, 62-54
Had 5 blocks	5	Ben Moore	[rv/rv] Cincinnati	1/7/2016	W, 59-57	5	Tacko Fall	at UCF	1/25/2017	W, 65-60
Had 5 blocks (1st half)	5 (9 total)	Yanick Moreira	Midwestern State	12/29/2014	W, 70-61	5 (5 total)	Justin Jackson	at Cincinnati	1/1/2014	L, 65-57
Had 4 blocks (1st half)	5 (9 total)	Yanick Moreira	Midwestern State	12/29/2014	W, 70-61	5 (5 total)	Justin Jackson	at Cincinnati	1/1/2014	L, 65-57
Had 5 blocks (2nd half)	5 (6 total)	Cannen Cunningham	[RV/RV] Memphis	2/6/2013	L, 60-52	6 (7 total)	Amida Brimah	at Connecticut	3/15/2015	W, 62-54
Had 4 blocks (2nd half)	4 (4 total)	Ethan Chargois	New Orleans	12/13/2017	W, 79-66	4 (5 total)	Dadric Lawson	at Memphis	12/27/2016	W, 58-54
Had a triple double		Jeryl Sasser	Lamar	11/23/1999	W, 67-56		Jason McKrieth	at Rice	12/31/2005	L, 66-64 ot
		(16 points, 10 rebounds, 10 assists)					(15 points, 14 rebounds, 10 assists)			
Had 18+ pts & rebs	20pts, 19 rebs	Jordan Tolbert	Hampton	12/17/2015	W, 105-72	24 pts, 18 reb	Marquin Chandler	San Jose State	2/10/2005	W, 66-46
Had 16+ pts & rebs	20pts, 19 rebs	Jordan Tolbert	Hampton	12/17/2015	W, 105-72	20pts, 16reb	Domantas Sabonis	[rv/rv] Gonzaga	2/13/2016	W, 69-60
Had 15+ pts & rebs	20pts, 19 rebs	Jordan Tolbert	Hampton	12/17/2015	W, 105-72	17pts, 15reb	Deandre Ayton	vs [2/4] Arizona	11/23/2017	W, 66-60
Had 15+ pts & rebs, 2 gms	18p,23r; 20,19	Jordan Tolbert	Nicholls 12/16/15 (W), Hampton 12/17 (W)							
Had 30+points, 10+ rebs	36 pts, 12 reb	Semi Ojeleye	vs. East Carolina	3/10/2017	W, 81-77	36 pts, 13 reb	Mark Patton	Marshall	2/16/2006	L, 75-72 ot
Previous	30 pts, 10 reb	Semi Ojeleye	at Temple	2/9/2017	W, 66-50					
Had 21+ pts & 15+ rebs	20pts, 19 rebs	Jordan Tolbert	Hampton	12/17/2015	W, 105-72	21 pts,16 reb	Arsalan Kazemi	at Rice	1/29/2011	W, 75-68
Had 20+ pts & 15+ rebs	20pts, 19 rebs	Jordan Tolbert	Hampton	12/17/2015	W, 105-72	21 pts,16 reb	Arsalan Kazemi	at Rice	1/29/2011	W, 75-68
Had 30+points, 9+ assists	33 pts, 9 ast	Jon Killen	UTEP	3/1/2008	W, 99-96 2ot					
Had 29+points, 5+ assists	29 pts, 5 ast	Robert Nyakundi	at Rice	1/29/2011	W, 75-68					
Had 28+points, 5+ assists	28 pts, 6 ast	Nic Moore	Houston	1/24/2015	W, 80-59					
Had 25+points, 10+ assists	25 pts, 11 ast	Nic Moore	[rv/rv] Gonzaga	2/13/2016	W, 69-60					
Had 25+points, 5+ assists	27 pts, 5 ast	Shake Milton	Houston	1/21/2017	W, 85-64					
Had 25+points, 5+ steals	32 pts, 5 stl	Paul McCoy	TAMU-CC	12/31/2008	W, 92-62	27 pts, 5 ast	Kenrich Williams	at [20/20] TCU	12/5/2017	L, 94-83
Dbl-Dbl (pts, asts)	15 pts, 10 ast	Shake Milton	Tulsa	3/2/2017	W, 93-70					
Led or co-led team in pts, rebs, asts, stls & blks							Justin Jackson	at Cincinnati	1/1/2014	L, 65-57
Led or co-led team in pts, rebs, asts, & stls		Jalen Jones	Southern Miss	1/16/2013	L 74-70		(17 points, 6 rebounds, 3 assists, 5 blocks, 5 steals)			
Led or co-led team in pts, rebs, stls, & blocks		Ben Moore	Tulane	2/28/2016	W, 74-53		Shaquille Harrison	Tulsa	2/10/2016	L, 82-77
Led or co-led team in pts, rebs, asts, & blocks		(16 points, 12 rebounds, 3 steals, 2 blocks - w/ 2 assists)					(21 points, 5 rebounds, 8 assists, 2 steals, 0 blocks)			
Had double double (as FR)		Ben Moore	Lamar	11/14/2014	W, 93-54		Kenrich Williams	at [20/20] TCU	12/5/2017	L, 94-83
		(22 points, 9 rebounds, 5 assists, 2 blocks)					(27 points, 9 rebounds, 1 block, 3 steals & 5 assists)			
	Papa Dia & Ryan Harp	Paul Quinn		11/27/2007	W, 81-63		Justin Jackson	at Cincinnati	1/1/2014	L, 65-57
		(Dia 19 pts, 10 rebs; Harp 10 pts, 10 rebs)					(17 points, 6 rebounds, 3 assists, 5 blocks, 5 steals)			
Had double double (at half)	10pts, 10reb	Jordan Tolbert	Hampton	12/17/2015	W, 105-72					
12+pts & 12+ rebs (at half)	15pts, 12reb	Papa Dia	at Northern Iowa	3/21/2011	W, 57-50					
Had two technicals-player		Sterling Brown	vs. [-/rv] Pittsburgh	11/17/2016	W, 76-67					
Had two technicals-coach		Matt Doherty	at UTEP	1/9/2008	L, 79-66					
10+points in 20 straight gms	27	Semi Ojeleye	Delaware State	12/4/2016	W, 74-60					
		vs USC		3/17/2017	L, 66-65					
10+points in 15 straight gms	16+	Shake Milton	vs USC	3/17/2017	L, 66-65					
10+points in 10 straight gms	16+	Shake Milton	vs USC	3/17/2017	L, 66-65					
15+points in 10 straight gms	15	Semi Ojeleye	at Tulane	1/15/2017	W, 80-64					
		vs. UCF		3/11/2017	W, 70-59					
29+points consecutive gms	2	Ike Ofoegbu	at Rice (30)	2/24/2007	L, 75-66					
		Tulsa (29)		2/28/2007	L, 67-60					
25+points consecutive gms	2	Nic Moore	Tulsa (27)	2/13/2016	L, 82-77					
		[rv/rv]Gonzaga(25)		2/13/2016	W, 69-60					
20+points in 3 straight gms	3	Jalen Jones	at TCU (21)	11/15/2012	W, 64-61					
		at Texas State (24)		11/17/2012	W, 78-75					
		Malone (20)		11/19/2012	W, 81-47					
8+rebs in 10 straight gms	11	Markus Kennedy	at Cincinnati	1/1/2014	L, 65-57					
		Temple		2/6/2014	W, 75-52					
5+assists in 7 straight gms	8	Nic Moore	at Temple	1/14/2015	W, 60-55					
		at [RV/RV] Tulsa		2/12/2015	W, 75-69					
5+assists in 5 straight gms	6	Shake Milton	[14/18] USC	12/2/2017	W, 72-55					
		UCF		12/27/2017	W, 56-51					
3+steals in 3 straight games	3	Sterling Brown	Houston	1/21/2017	W, 85-64					
		East Carolina		2/1/2017	W, 86-46					
5+blocks in 2 straight games	2	Cannen Cunningham	[RV/RV] Memphis (6)	2/6/2013	L, 60-52					
		at Rice (6)		2/9/2014	W, 61-39					
5-straight double-doubles	5	Ike Ofoegbu	Rice	2/10/2007	L, 63-60					
		at Rice		2/24/2007	L, 75-66					