



# RESULTS

2016-17 SMU MEN'S BASKETBALL

GET HERE FOR  
**GAMEDAY**

## All-Time Season W-L Results

Year	Coach	Total		Home		Away/Neutral		Conf.		Conf. Rank (# of teams)	Coaches & Staff
		W	L	W	L	W	L	W	L		
1916-17	Dale Morrison	12	2	8	0	4	2	4	1	1st	<
1917-18	Burton Rix	5	4	1	1	4	3	--	--		<
1918-19	Burton Rix	7	8	4	2	3	6	5	6	3rd (5)	~
1919-20	Burton Rix	6	11	6	6	0	5	2	8	5th (6)	~
1920-21	Burton Rix	6	13	2	6	4	7	0	11	5th (5)	~
1921-22	R.N. Blackwell	8	14	7	6	1	8	4	11	4th (6)	~
1922-23	H.A. Faulkner	10	11	6	4	4	7	4	10	6th (6)	~
1923-24	H.A. Faulkner	9	15	4	6	5	9	7	15	5th (8)	~ Freeland
1924-25	Jimmie W. St. Clair	5	11	5	4	0	7	4	10	6th (8)	~
1925-26	Jimmie W. St. Clair	10	6	6	1	4	5	8	4	2nd (7)	~
1926-27	Jimmie W. St. Clair	12	5	8	2	4	3	7	4	T-2nd (7)	~
1927-28	Jimmie W. St. Clair	14	3	9	1	5	2	10	2	2nd (7)	~
1928-29	Jimmie W. St. Clair	7	9	4	4	3	5	6	6	3rd (7)	~
1929-30	Jimmie W. St. Clair	8	10	6	3	2	7	6	6	3rd (7)	~
1930-31	Jimmie W. St. Clair	15	8	11	3	4	5	8	4	2nd (7)	~
1931-32	Jimmie W. St. Clair	9	13	5	4	4	9	2	10	7th (7)	~
1932-33	Jimmie W. St. Clair	9	9	7	6	2	3	5	7	5th (7)	~
1933-34	Jimmie W. St. Clair	11	9	8	2	3	7	5	7	6th (7)	~
1934-35	Jimmie W. St. Clair	14	3	8	2	6	1	9	3	T-1st (7)	~
1935-36	Jimmie W. St. Clair	4	8	3	2	1	6	4	8	5th (7)	~
1936-37	Jimmie W. St. Clair	13	8	8	2	5	6	10	2	1st (7)	~
1937-38	Jimmie W. St. Clair	9	6	5	0	4	6	8	4	3rd (7)	~
1938-39	Forrest C. Baccus	14	8	9	4	5	4	8	4	3rd (7)	~
1939-40	Forrest C. Baccus	7	13	4	3	3	10	5	7	T-5th (7)	~
1940-41	Forrest C. Baccus	10	10	5	6	5	4	6	6	T-4th (7)	~
1941-42	Forrest C. Baccus	3	16	2	6	1	10	1	11	7th (7)	~
1942-43	James Stewart	10	8	6	4	4	4	4	8	T-5th (7)	~
1943-44	James Stewart	8	9	5	5	3	4	6	6	T-3rd (7)	~
1944-45	Roy Dale Baccus	11	10	7	6	4	4	7	5	T-3rd (7)	~
1945-46	Forrest C. Baccus	7	16	3	6	4	10	0	12	7th (7)	~
1946-47	Forrest C. Baccus	14	8	7	4	7	4	8	4	T-2nd (7)	~
1947-48	E.O. "Doc" Hayes	13	10	7	2	6	8	5	7	5th (7)	~
1948-49	E.O. "Doc" Hayes	11	13	4	6	7	7	5	7	5th (7)	~
1949-50	E.O. "Doc" Hayes	10	13	4	5	6	8	7	5	3rd (7)	~ Bob Prewitt
1950-51	E.O. "Doc" Hayes	14	10	11	2	3	8	6	6	5th (7)	~ Bob Prewitt
1951-52	E.O. "Doc" Hayes	11	13	8	8	3	5	5	7	T-3rd (7)	~ Bob Prewitt
1952-53	E.O. "Doc" Hayes	8	12	7	4	1	8	4	8	T-5th (7)	~ Bob Prewitt
1953-54	E.O. "Doc" Hayes	13	9	9	1	4	8	6	6	T-3rd (7)	~ Bob Prewitt
1954-55	E.O. "Doc" Hayes	15	11	9	0	6	11	9	3	1st (7)	~ + Bob Prewitt
1955-56	E.O. "Doc" Hayes	26	4	10	0	16	4	12	0	1st (7)	~ + Bob Prewitt
1956-57	E.O. "Doc" Hayes	22	4	13	1	9	3	11	1	1st (7)	~ + Bob Prewitt
1957-58	E.O. "Doc" Hayes	15	10	10	1	5	9	9	5	T-1st (8)	~ Bob Prewitt
1958-59	E.O. "Doc" Hayes	16	8	9	2	7	6	10	4	2nd (8)	~ Bob Prewitt
1959-60	E.O. "Doc" Hayes	17	7	9	1	8	6	10	4	T-2nd (8)	~ Bob Prewitt
1960-61	E.O. "Doc" Hayes	12	12	11	2	1	10	6	8	6th (8)	~ Bob Prewitt
1961-62	E.O. "Doc" Hayes	18	7	10	1	8	6	11	3	T-1st (8)	~ Bob Prewitt
1962-63	E.O. "Doc" Hayes	12	12	9	5	3	7	6	8	T-5th (8)	~ Bob Prewitt
1963-64	E.O. "Doc" Hayes	12	12	7	5	5	7	8	6	T-3rd (8)	~ Bob Prewitt
1964-65	E.O. "Doc" Hayes	17	10	9	3	8	7	10	4	T-1st (8)	~ + Bob Prewitt
1965-66	E.O. "Doc" Hayes	17	9	10	2	7	7	11	3	1st (8)	~ + Bob Prewitt
1966-67	E.O. "Doc" Hayes	20	6	10	2	10	4	12	2	1st (8)	~ + Bob Prewitt
1967-68	Bob Prewitt	6	18	4	10	2	8	5	9	T-7th (8)	~ E.O. "Doc" Hayes, Rick Herrscher
1968-69	Bob Prewitt	12	12	6	6	6	6	8	6	3rd (8)	~ E.O. "Doc" Hayes, Bob Begert, Bob Jones
1969-70	Bob Prewitt	5	19	5	6	0	13	4	10	7th (8)	~ Mike Pinkham, Bob Begert, Bob Jones
1970-71	Bob Prewitt	16	10	13	2	3	8	8	6	4th (8)	~ Mike Pinkham, Bob Begert, Lynn Phillips
1971-72	Bob Prewitt	16	11	12	1	4	10	10	4	T-1st (8)	~ Mike Pinkham, Neal Kinlund, Lynn Phillips
1972-73	Bob Prewitt	10	15	6	5	4	10	7	7	T-5th (8)	~ Mike Pinkham, Neal Kinlund
1973-74	Bob Prewitt	15	12	10	2	5	10	10	4	T-2nd (8)	~ ! Lewis Orr
1974-75	Bob Prewitt	8	18	7	6	1	12	4	10	T-6th (8)	~ Lewis Orr
1975-76	Sonny Allen	16	12	11	3	5	9	10	6	3rd (9)	~ Steve Cottrell, Dan Bernstein
1976-77	Sonny Allen	8	19	6	5	2	14	7	9	6th (9)	~ Steve Cottrell, Dan Bernstein
1977-78	Sonny Allen	10	18	7	5	3	13	6	10	6th (9)	~ Bill Ryczaj, Mike Jaccar
1978-79	Sonny Allen	11	16	10	4	1	12	6	10	T-6th (9)	~ Bill Ryczaj, Mike Jaccar
1979-80	Sonny Allen	16	12	11	4	5	8	7	9	6th (9)	~ Bill Ryczaj, Mike Jaccar, Edgar Jeffries
1980-81	Dave Bliss	7	20	4	9	3	11	3	13	9th (9)	~ Doug Ash, John Underwood, Ron Stewart, Phil Hale
1981-82	Dave Bliss	6	21	5	9	1	12	1	15	9th (9)	~ Doug Ash, John Underwood, Ron Stewart, Vern Cohrs
1982-83	Dave Bliss	19	11	9	4	10	7	9	7	T-4th (9)	~ Doug Ash, John Underwood, Paul Graham
1983-84	Dave Bliss	25	8	11	2	14	6	12	4	3rd (9)	~ + Doug Ash, John Underwood, Paul Graham, Ronnie Anderson
1984-85	Dave Bliss	23	10	15	1	8	9	10	6	T-2nd (9)	~ + Doug Ash, John Underwood, Paul Graham, Ronnie Anderson
1985-86	Dave Bliss	18	11	12	2	6	9	10	6	4th (9)	~ = Doug Ash, John Underwood, Paul Graham, John McCullough
1986-87	Dave Bliss	16	13	10	4	6	9	7	9	T-6th (9)	~ Doug Ash, John Underwood, Paul Graham, Bill Foy
1987-88	Dave Bliss	28	7	13	1	15	6	12	4	1st (9)	~ + Doug Ash, Paul Graham, John McCullough & Ray Farrell
1988-89	John Shumate	13	16	11	3	2	13	7	9	7th (9)	~ Glen Korobov, Ray Martin, Dave Batton, Clifton McNeely
1989-90	John Shumate	10	18	5	10	5	8	5	11	8th (9)	~ David Hammer, Dennis Wolf, Clifton McNeely, Don Farquhar
1990-91	John Shumate	12	17	9	5	3	12	6	10	6th (9)	~ David Hammer, Jimmy Tubbs, Jim Carideo, Eric Longino
1991-92	John Shumate	10	18	5	8	5	10	4	10	7th (8)	~ David Hammer, Jimmy Tubbs, Eric Longino, Clifton McNeely
1992-93	John Shumate	20	8	13	1	7	7	12	2	1st (8)	~ + David Hammer, Jimmy Tubbs
1993-94	John Shumate	6	21	4	7	2	14	3	11	7th (8)	~ Tom Schneider, Jimmy Tubbs, Jerry Kassan
1994-95	John Shumate	7	20	2	10	5	10	3	11	7th (8)	~ Jimmy Tubbs, Dick Lien, Darren Tillis
1995-96	Mike Dement	8	20	6	6	2	14	3	11	T-7th (8)	~ Dean Keener, Jimmy Tubbs, Robert Lineburg
1996-97	Mike Dement	16	12	9	4	7	8	7	9	T-4th M (8/16)	^ Dean Keener, Jimmy Tubbs, Robert Lineburg, Brad Hoke
1997-98	Mike Dement	18	10	13	4	5	6	6	8	5th P (8/16)	^ Jimmy Tubbs, Robert Lineburg, Brian Brunson, Brad Hoke
1998-99	Mike Dement	15	15	8	6	7	9	7	7	T-4th M (8/16)	^ Jimmy Tubbs, Robert Lineburg, Simon Cole, Rock Pillsbury
1999-00	Mike Dement	21	9	13	2	8	7	9	5	3rd (8)	^ = Jimmy Tubbs, Robert Lineburg, Simon Cole, Brad Hoke
2000-01	Mike Dement	18	12	10	2	8	10	8	8	T-5th (9)	^ Jimmy Tubbs, Reid Martinka, Simon Cole, Chris Johnson
2001-02	Mike Dement	15	14	8	6	7	8	10	8	4th (10)	^ Jimmy Tubbs, Robert Lineburg, Simon Cole, Chris Johnson
2002-03	Mike Dement	17	13	10	3	7	10	11	7	3rd (10)	^ Robert Lineburg, Coleman Crawford, Robert Brickley, Alvydas Pazdrazdis
2003-04	Dement/Lineburg *	12	18	4	8	8	10	5	13	8th (10)	^ Robert Lineburg, Coleman Crawford, Robert Brickley, Alvydas Pazdrazdis
2004-05	Jimmy Tubbs	14	14	10	4	4	10	9	9	T-4th (10)	^ Robert Lineburg, Dean Christian, Anthony Anderson, Tim Heskett
2005-06	Jimmy Tubbs	13	16	9	6	4	10	4	10	10th (12)	& Robert Lineburg, Dean Christian, Anthony Anderson, Tim Heskett

Year	Coach	Total		Home		Away/Neutral		Conf.	L	Conf. Rank (# of teams)	Coaches & Staff
		W	L	W	L	W	L				
2006-07	Matt Doherty	14	17	9	7	5	10	3	13	11th (12)	& Mike Garland, Steve Lutz, Lance Irvin, Malcolm Farmer
2007-08	Matt Doherty	10	20	8	10	2	10	4	12	11th (12)	& Milton Barnes, Steve Lutz, Lance Irvin, Malcolm Farmer
2008-09	Matt Doherty	9	21	9	8	0	13	3	13	12th (12)	& Milton Barnes, Steve Lutz, Malcolm Farmer, Brion Raven
2009-10	Matt Doherty	14	17	10	7	4	10	7	9	T-7th (12)	& Steve Lutz, Reggie Brown, Reggie Geary, Brion Raven
2010-11	Matt Doherty	20	15	15	7	5	8	8	8	T-7th (12)	& % Larry Mangino, Jerry Hobbie, Reggie Brown, Brion Raven
2011-12	Matt Doherty	13	19	9	# 6	4	13	4	12	11th (12)	& Larry Mangino, Jerry Hobbie, Alvin "Pooh" Williamson, Gerald Lewis
2012-13	Larry Brown	15	17	7	# 7	8	10	5	11	11th (12)	& Tim Jankovich, Jerrance Howard, Ulric Maligi, Jerry Hobbie
2013-14	Larry Brown	% 27	10	# 18	1	9	9	12	6	T-3rd (10)	> = Tim Jankovich, Ulric Maligi, KT Turner, Jerry Hobbie, Jay Duncan
2014-15	Larry Brown	27	7	16	2	11	5	15	3	1st (11)	> + Tim Jankovich, Ulric Maligi, KT Turner, Jerry Hobbie, Jay Duncan
2015-16	Brown/Jankovich =	25	5	16	1	9	4	13	5	2nd (11)	> Tim Jankovich, KT Turner, Jerry Hobbie, Jay Duncan
Totals	100 Seasons	1,296	1,188	808	406	479	782	675	714		
	(1916-		.522		.666		.384		.486		
Moody Coliseum	60 Seasons	888	809	560	267	328	542	453	463		# "Home" Games not at Moody (not included in home total for Moody)
	(1956-		.523	#	.677		.377		.495		'11-12 (0-1 Ellis Davis Fieldhouse), '12-13 (0-1 Culwell Center, C-USA game)
New Moody Coliseum	3 Seasons	79	22	50	4	29	18	40	14		'13-14 (6-0 at Curtis Culwell Center)
	(2013-		.782	#	.917		.617		.741		
TIAA	2 Seasons	17	6	9	1	8	5	4	1	1 Title	< Texas Intercollegiate Athletic Conference 1916-18
	(1916-18)		.739		.900		.615		.800		
SWC	78 Seasons	946	901	588	304	358	597	521	537	13 Titles	- Southwest Conference 1918-96
	(1918-96)		.512		.659		.375		.492		
WAC	9 Seasons	146	117	85	39	61	78	72	74		^ Western Athletic Conference 1996-2005 (M-Mountain Div, P-Pacific Div)
	(1996-2005)		.555		.685		.439		.493		
C-USA	8 Seasons	108	142	76	58	32	84	38	88		& SMU competed in Conference USA from 2005-13.
	(2005-13)		.432		.567		.276		.302		
American	3 Seasons	79	22	50	4	29	18	40	14	1 Title	> SMU joined the American Athletic Conference in 2013
	(2013-		.782		.926		.617		.741		

Note: Neutral site games included in away totals.

\* Robert Lineburg served as Interim Head Coach for the final 5 games of the 2003-04 season (2-3).

= Tim Jankovich served as Head Coach for first 9 games of 2015-16 season (9-0)

League Champion or Postseason; + NCAA Tournament; - Postseason NIT; ! Collegiate Coaches Association Tournament; % CIT

% 27 wins in 2013-14 later vacated (official record 0-10)

Year	Coach	Total		Home		Away/Neutral		Conf.	L
		W	L	W	L	W	L		
Totals %		1,269	1,188	790	406	479	782	663	714
Moody Coliseum (Total) %		861	809	542	267	319	542	441	463
Moody Coliseum (2013-) %		52	22	32	4	20	18	28	14
AAC %		52	22	32	4	20	18	28	14

Coaches	Total		Home		Away		Conf.		League Titles	
	W	L	W	L	W	L	W	L		
Dale Morrison	12	2	8	0	4	2	4	1	1	
Burton Rix	24	36	13	15	11	21	7	25		
R.N. Blackwell	8	14	7	6	1	8	4	11		
H.A. Faulkner	19	26	10	10	9	16	11	25		
J.W. St. Clair	140	108	93	36	47	72	92	77	2	
F.C. Baccus	55	71	30	29	25	42	28	44		
James Stewart	18	17	11	9	7	8	10	14		
Roy D. Baccus	11	10	7	6	4	4	7	5		
E.O. "Doc" Hayes	299	192	176	53	123	139	163	97	8	
Bob Prewitt 88	115	63	38	25	77	56	56	1		
Sonny Allen	61	77	45	21	16	56	36	44		
Dave Bliss	142	101	79	32	63	69	64	64	1	
John Shumate	78	118	49	44	29	74	40	64	1	
Mike Dement	138	120	81	39	57	81	65	74		
Robert Lineburg	2	3	0	2	2	1	1	2		
Jimmy Tubbs	27	30	19	10	8	20	13	19		
Matt Doherty	80	109	60	44	20	64	29	67		
Larry Brown %	85	39	50	11	35	28	45	25	1	
Tim Jankovich	9	0	7	0	2	0	0	0		
Totals	1,296	1,188	808	406	488	782	675	714	15	
			.522		.666		.384		.486	

% 27 wins in 2013-14 later vacated (official record 0-10)

Coaches	Total		Home		Away		Conf.		League Titles
	W	L	W	L	W	L	W	L	
Larry Brown %	58	39	32	11	26	28	33	25	

Conference Championships	W	L		Postseason + NCAA Tournament (10-13, .435)	W	L	Advancement (Teams)
1916-17 Dale Morrison	4	1	T.I.A.A (determined by win percentage)	1955 E.O. "Doc" Hayes	0	2	West Regional - 4th (24)
1934-35 Jimmie W. St. Clair	9	3	SWC (tri-champs - Arkansas & Rice)	1956 E.O. "Doc" Hayes	3	2	Final Four - 4th (25)
1936-37 Jimmie W. St. Clair	10	2	SWC (2 games - Arkansas)	1957 E.O. "Doc" Hayes	1	1	West Regional - 3rd (23)
1954-55 E.O. "Doc" Hayes	9	3	SWC (1 game - Arkansas & TCU)	1965 E.O. "Doc" Hayes	1	1	Midwest Regional - 3rd (22)
1955-56 E.O. "Doc" Hayes	12	0	SWC (3 games - Arkansas)	1966 E.O. "Doc" Hayes	1	1	Midwest Regional - 3rd (22)
1956-57 E.O. "Doc" Hayes	11	1	SWC (3 games - Rice)	1967 E.O. "Doc" Hayes	1	1	Midwest Regional - 2nd (23)
1957-58 E.O. "Doc" Hayes	9	5	SWC (co-champs - Arkansas)	1984 Dave Bliss	1	1	West Regional - 2nd Round (48)
1961-62 E.O. "Doc" Hayes	11	3	SWC (co-champs - Texas Tech)	1985 Dave Bliss	1	1	East Regional - 2nd Round (64)
1964-65 E.O. "Doc" Hayes	10	4	SWC (co-champs - Texas)	1988 Dave Bliss	1	1	East Regional - 2nd Round (64)
1965-66 E.O. "Doc" Hayes	11	3	SWC (1 game - Texas A&M)	1993 John Shumate	0	1	Midwest Regional - 1st Round (64)
1966-67 E.O. "Doc" Hayes	12	2	SWC (4 games - TCU, Baylor & Texas)	2015 Larry Brown	0	1	South Regional - 2nd Round (68)
1971-72 Bob Prewitt	10	4	SWC (co-champs - Texas)	= Postseason NIT (4-3) (officially 0-3 %)			
1978-88 Dave Bliss	12	4	SWC (1 game - Baylor & Arkansas)	1986 Dave Bliss	0	1	1st Round (32)
1992-93 John Shumate	12	2	SWC (1 game - Rice)	2000 Mike Dement	0	1	1st Round (32)
2014-15 Larry Brown	15	3	AAC (1 game - Tulsa)	2014 Larry Brown %	4	1	Final (32) (wins later vacated, officially 0-1)
				# Collegiate Commissioners' Association Tournament (0-1, .000)			
				1974 Bob Prewitt	0	1	
				& CollegeInsider.com Tournament (CIT) (3-1, .750)			
				2011 Matt Doherty	3	1	Semifinal (24)


**SMU Gym**  
1919-26  
Cost: \$24,000  
Capacity: 902



SMU Gym opened for the 1919-20 season and was the first "home" for SMU basketball. The Mustangs played their first two seasons at the Dallas Y.M.C.A. It was originally scheduled to open for the 1918-19 season, but was pushed back due to WWI.

The building was expanded before the 1922-23 school year to make room for more physical education classes.

S.M.U. GYMNASIUM BUILDING, BASKET BALL COURT AND SWIMMING POOL



**SMU Basketball Pavilion**  
1926-42  
Cost: \$100,000  
Capacity: 3,500

Plans for the SMU Basketball Pavilion were announced in 1924 and the building opened for the 1926-27 season. The gym also housed the university's physical education classes.

The Pavilion featured a full-size wood floor and sufficient lighting. Construction was initiated after some Southwest Conference teams threatened not to play at SMU due to a small court and inadequate facilities.

The new facility also made viewing available to the general public for the first time. SMU Gym's seating capacity limited spectating to students and a few friends.

The Texas Longhorn basketball players raised \$50 and presented it to the University for the first cash contribution toward the facility. The Longhorns agreed to later shingle the roof of the new Gym while they were in Dallas as SMU's guests to watch SMU's undefeated football team play on New Year's Day.

The Pavilion was later used for indoor tennis matches after Perkins Gym was built.




**Perkins Gym**  
1942-56  
Cost: \$167,000  
Capacity: 4,000

Perkins Gym opened for the 1942-43 season and was the home for the Mustangs until Moody Coliseum opened in 1956.

The Mustangs won Southwest Conference titles in each of the last two seasons at Perkins Gym. The final season saw the Mustangs advance to the 1956 NCAA Final Four. SMU went 97-52 during the 14 seasons at Perkins Gym, including a 28-1 mark in the final three seasons.

The facility was named for Mr. and Mrs. J.J. Perkins of Wichita Falls based upon their generous donation. It was also the last SMU building built before the conclusion of WWII.

After basketball moved to Moody Coliseum, it became Perkins Natatorium and is still used for SMU men's and women's swimming and diving.




**Crum Basketball Center**  
2007-present  
Cost: \$13,000,000

The Crum Basketball Center is a dedicated, state-of-the-art space where the SMU men's and women's basketball programs can practice and train.


The CBC includes separate full-size practice courts for each program, locker rooms and lounges, training and rehabilitation areas, a strength and conditioning room, an on-site laundry facility, coaches' offices, meeting areas and film editing rooms, as well as a direct connection to Moody Coliseum event level via tunnel.

Construction began with a ground breaking ceremony on Dec. 8, 2006, and officially opened with a dedication on Feb. 21, 2008.

The first practice in the CBC was Dec. 4, 2007, a day before the Mustangs defeated rival TCU 71-65 in Moody Coliseum.



**Moody Coliseum**  
**1956-present**  
**Cost: \$2,500,000**  
**Capacity: 8,998**



1956

**Bobby Mills**



Moody Coliseum has been the home of SMU basketball since Dec. 3, 1956, when the Mustangs defeated McMurry, 113-36. When the building opened in 1956, it was known as SMU Coliseum. In 1965, the arena was named Moody Coliseum in honor of W.L. Moody, Jr.

The Coliseum underwent several changes over the years to modernize the facility. A new playing surface with a new floor design was installed before the 2007-08 basketball season. That followed a new scoreboard/videoboard that was installed in Dec. 2006.

In 1980-81, the newly remodeled E.O. (Doc) Hayes Memorial Dressing Room was opened. In 1984, a new scoreboard was installed over the center circle and new chairback seats were built at floor level on the north side. In 1985, more chairback seats were added, this time in the west end. The original wood floor of Moody Coliseum was replaced with a new wood surface and new lighting was installed in August of 1986. In 1996, the court was redesigned to mark SMU's entry into the Western Athletic Conference. Shortly thereafter, significant improvements were made to the men's basketball locker room and players' lounge to help make Moody Coliseum one of the most attractive arenas in the nation.

Moody Coliseum was the site of the SWC Post-Season Classic in 1976 and hosted NCAA Regional tournament games, the World Championship of Tennis Finals, the Virginia Slims of Dallas Tennis Championship, the Rolex National Indoor Intercollegiate Tennis Championships, the McDonald's High School All-American All-Star Game and the NABC College Basketball All-Star Game during the 1986 Final Four held in Dallas.

The Coliseum is used for a myriad of events, including cheerleader, drill team, and basketball camps throughout the summer. Several concerts and other sporting events have been held at Moody Coliseum in recent years. In the spring of 1992, President George Bush addressed SMU's seniors during their graduation ceremony at Moody Coliseum.

The largest crowds ever at Moody Coliseum have been 10,276 vs. Texas A&M and 10,091 vs. Texas, both in 1979. Changes in the seating arrangement in recent years have reduced the seating capacity to 9,007 and as of the 1995-96 season, to 8,998.

The men's basketball team played its last game in the old configuration on Feb. 27, 2013, defeating Rice 67-55. Bobby Mills (left) made a ceremonial last shot after the game. Mills had made the first shot for SMU against McMurry in 1956.



**New Floor**  
**2007-08**



**Videoboard**  
**2006-07**

**Renovation & Expansion**  
**Estimated Cost: \$47,000,000**

A \$20 million gift from the Moody Foundation will help provide an extensive expansion and renovation of Moody Coliseum, a campus and Dallas landmark that is home to the pageantry of SMU Commencement as well as numerous speaking, athletics and community events such as concerts and high school graduations.

David B. Miller, SMU alumnus and member of the Board of Trustees, and his wife, Carolyn Lacy Miller, have committed \$10 million toward the expansion and renovation of Moody Coliseum.

The Moody expansion and renovation will feature new premium seating, as well as courtside retractable seating designated for students and renovation of the entry lobby and concourses. Technology improvements will include new video boards, scoreboards, sound system, broadcast capabilities and heating and cooling systems. In addition, office suites, restrooms and locker rooms will be upgraded. Construction started in August 2012 and is scheduled to reopen in December 2013.


Moody Coliseum has long been the site of special events, including heart-stopping basketball moments. In its inaugural year, fans packed the 9,000-seat coliseum to cheer the Mustang men's basketball team to the Southwest Conference Championship and NCAA postseason competition. Women's basketball came to Moody Coliseum in 1976, and women's volleyball began there in 1996. Legend has it that "Moody Magic" contributes to consistent wins at home for Mustang teams.

Each May the coliseum is transformed to host SMU Commencement as well as graduation ceremonies for thousands of area high school students. Four U.S. presidents have spoken at Moody Coliseum, including Richard Nixon, Gerald Ford, George H.W. Bush and George W. Bush. Poet T.S. Eliot also spoke to audiences there. Other events at Moody

have included the installation of United Methodist Church bishops and Easter services for Highland Park United Methodist Church.

Moody Coliseum has been the venue for bands such as the Rolling Stones, Three Dog Night, the Grateful Dead, Queen, U2 and Pearl Jam. Dallas' first professional basketball team, the Chaparrals, competed at Moody along with professional tennis players at the Virginia Slims and WCT professional tennis tournaments. Cheerleading, basketball and volleyball camps, Boy Scout conferences and fundraising dance marathons have taken place at Moody Coliseum.

Activities of the George W. Bush Presidential Center also will benefit from access to Moody as that resource brings thousands of visitors to SMU and Dallas.



**Moody Foundation (\$20M - 4/20/11)**

**David & Carolyn Miller (\$10M 4/28/11)**



**1/4/14 - SMU Defeated No. 17/15 Connecticut 74-65 In The First Game In The Renovated Moody Coliseum**



**DALE MORRISON**  
1st Head Coach  
1 Season: 1916-17  
All: 12-2  
Conf: TIAA Champs

TIAA Champions  
1916-17

Dale Morrison was the first head coach in SMU history, going 12-2 in the program's inaugural season. The Mustangs defeated the Dallas All-Stars 40-33 on Dec. 16, 1916, in the team's first game. The team won the Texas Intercollegiate Athletic Association title in that first season.

Morrison selected Marvin B. Hillburn as team captain.



**BURTON RIX**  
2nd Head Coach  
4 Seasons: 1917-21  
All: 24-36  
SWC: 7-25

All-SWC  
1918-19 Alva McKnight

Burton Rix went 24-36 in four seasons with a 7-25 record in three seasons as a member of the Southwest Conference. The Mustangs joined the SWC beginning with the 1918-19 season. The squad finished 3-5 and in third place in the five-team league.

Under Rix, center Alva McKnight became the first All-Conference player for the Mustangs, earning first-team All-SWC honors for the 1918-19 season.



**R.N. BLACKWELL**  
3rd Head Coach  
1 Season: 1921-22  
All: 8-14  
SWC: 4-11

R.N. Blackwell went 8-14 in his one season at the helm. The Mustangs went 4-11 in Southwest Conference play to finish fourth in the six-team league.



**H.A. FAULKNER**  
4th Head Coach  
2 Seasons: 1922-24  
All: 19-26  
SWC: 11-25

H.A. (Harry Archer) Faulkner went 19-26 in two seasons as the head coach on the Hilltop with an 11-25 Southwest Conference mark.



**JIMMIE W. ST. CLAIR**  
5th Head Coach  
14 Seasons: 1924-38  
All: 140-108  
SWC: 92-77, 2 titles

SWC Champions  
1934-35 (co)  
1936-37  
All-American  
1934-35 Whitey Baccus  
All-SWC  
1926-27 Walter Allison  
1927-28 Walter Allison  
1929-30 Bill Skeeters  
1930-31 Bill Skeeters  
1934-35 Whitey Baccus  
Paul Briggs  
1936-37 J.D. Norton  
Billy Dewell  
1937-38 J.D. Norton  
Billy Dewell

Jimmie W. St. Clair coached SMU for 14 seasons, compiling a 140-108 record including a 92-77 SWC record. He led the Mustangs to their first two conference crowns, sharing the title with Rice and Arkansas in 1934-35 and then claiming an outright title in 1936-37. The squad had finished second four times and in third three times.

St. Clair became the program's first mainstay at head coach, leading SMU for more seasons (14) than the program had played before his arrival (8).

His work at SMU was recognized nationally and he was elected to the National Basketball Rules Committee before the 1933-34 season.

Six players earned 10 All-SWC honors: Walter Allison (1926-27, 1927-28), Bill Skeeters (1929-30, 1930-31), Forrest C. "Whitey" Baccus (1934-35), Paul Briggs (1934-35), J.D. Norton (1936-37, 1937-38), and Billy Dewell (1936-37, 1937-38). Dewell also made all-league in 1938-39 to become SMU's first three-time All-SWC honoree.

He came to SMU from Denton Normal (North Texas).



**FORREST C. BACCUS**  
6th & 9th Head Coach  
6 Seasons: 1938-42, 45-47  
All: 55-71  
SWC: 28-44

All-SWC  
1938-39 Billy Dewell  
1939-40 Virgil Wilkerson

Forrest C. "Whitey" Baccus served two stints as head coach compiling a 55-71 record with a 28-44 SWC record. His best finish was a tie for second in 1946-47.

He was a forward for the Mustangs for three seasons, earning All-Southwest Conference honors during the 1934-35 season. That year, he captained SMU's first ever SWC title team under coach Jimmie St. Clair.

Under Baccus, two players made the All-SWC first-team: Billy Dewell (1938-39) and Virgil Wilkerson (1939-40).



**JIMMIE STEWART**  
7th Head Coach  
2 Seasons: 1942-44  
All: 18-17  
SWC: 10-14

All-SWC  
1943-44 Dennis Haden

Jimmie Stewart took over after F.C. Baccus' first stint. He coached for two years during World War II, going 18-17 with a 10-14 SWC record. Dennis Haden was named All-SWC during Stewart's second season in charge.



**ROY DALE BACCUS**  
8th Head Coach  
1 Season: 1944-45  
All: 11-10  
SWC: 7-5

All-SWC  
1943-44 Kelly Avery

Roy Baccus served as head coach in 1944-45, going 11-10 with a 7-5 record in SWC play to finished tied for third. Kelly Avery was named All-SWC that season.



**E.O. (DOC) HAYES**  
10th Head Coach  
20 Seasons: 1947-67  
All: 299-192  
SWC: 163-97, 8 titles  
NCAA: 7-8  
1956 Final Four

All-American  
1955-56 Jim Krebs (2nd)  
1956-57 Jim Krebs (1st)  
1959-60 Max Williams (2nd)  
SWC Player of the Year  
1957-58 Rick Herrscher  
1966-67 Denny Holman  
NCAA All-Regional  
1966-67 Denny Holman  
All-SWC 1st-Team

Doc Hayes put SMU basketball on the national map. In 20 seasons from 1947-67, he won an SWC-record eight titles and went to six NCAAAs, advancing to the Final Four in 1956. He was 299-192 with a 163-97 SWC record. His squads finished second twice and third on four occasions.

He had 18 players earn 30 All-SWC honors. Jim Krebs was SMU's first All-American in 1956-57 and Rick Herrscher was 1957-58 SWC Player-of-the-Year.

SMU's 1954-55 season was his first SWC title, coming in his eighth season. It was SMU's first crown in 18 years and the first of four straight and eight in 13 seasons.

In that 13-years, SMU was 219-112 (.662), 126-25 (.834) at home, and 125-51 (.710) in the SWC. The team also opened Moody Coliseum for the 1956-57 season. His squads also claimed three SWC Christmas Tournaments (1952-53, 55-56, 56-57).

Before SMU, he coached Dallas' Pilot Point H.S. and Crozier Tech. At Crozier Tech, he won nine city titles, seven regionals, and the 1946 State crown. He entered North Texas in 1923 and was a three-time all-Texas Intercollegiate Athletic Assoc. forward.

1947-48 Tommy Tomlinson  
1948-49 Bob Prewitt  
1949-50 Jack Brown  
Paul Mitchell  
1950-51 Jack Brown  
1953-54 Derrell Murphy  
1954-55 Jim Krebs  
Art Barnes  
1955-56 Jim Krebs  
Bobby Mills  
Larry Showalter  
1956-57 Jim Krebs  
Bobby Mills  
Rick Herrscher  
Larry Showalter  
1957-58 Rick Herrscher  
1958-59 Bobby James  
Max Williams  
1959-60 Max Williams  
Steve Strange  
1960-61 Jan Loudermilk  
1961-62 Jan Loudermilk  
1963-64 Gene Elmore  
1964-65 Carroll Hooser  
1965-66 Charles Beasley  
Carroll Hooser  
1966-67 Charles Beasley  
Denny Holman  
All-SWC 2nd-Team  
1960-61 Steve Strange  
1965-66 Bob Begert



**BOB PREWITT**  
**11th Head Coach**  
**8 Seasons: 1967-75**  
**All: 88-115**  
**SWC: 56-56, 1 title**

Bob Prewitt went 88-115 in eight seasons at SMU. He finished 56-56 in SWC play, sharing the 1971-72 SWC title with Texas when each finished 10-4.

Prewitt directed nine players to 15 All-SWC honors, including three-time SWC Player-of-the-Year Gene Phillips.

He was at SMU for 21 years before becoming the head coach, the previous 17 seasons as an the only assistant coach to Doc Hayes, two before that as a player for Hayes, and two as a student before joining the program.

Prewitt, a native of Columbus, Indiana, served in the Army Air Corps following high school. He played service ball at Frederick Army Air Field in Oklahoma, with former SMU star Roy Pugh. He then enrolled at SMU in 1946.

**SWC Champions**  
 1971-72 (co)  
**All-American**  
 1969-70 Gene Phillips (3rd)  
 1970-71 Gene Phillips (4th)  
**SWC Player of Year**  
 1968-69 Gene Phillips  
 1969-70 Gene Phillips  
 1970-71 Gene Phillips  
**All-SWC 1st Team**  
 1966-67 Charles Beasley  
 Denny Holman  
 Gene Phillips  
 Bill Voight  
 1968-69 Gene Phillips  
 Ruben Triplett  
 1969-70 Gene Phillips  
 Bill Voight  
 1970-71 Gene Phillips  
 Ruben Triplett  
 1971-72 Sammy Hervey  
 Ira Terrell  
 1972-73 Ira Terrell  
**All-SWC 2nd Team**  
 1967-68 Lynn Phillips  
 1968-69 Lynn Phillips  
 1972-73 Zachary Thiel  
 1973-74 Zachary Thiel



**JOHN SHUMATE**  
**14th Head Coach**  
**9 Seasons: 1988-95**  
**All: 78-118**  
**SWC: 40-64, 1 title**  
**NCAA: 1993**

John Shumate was hired at SMU on June 30, 1988. He coached the Mustangs for nine seasons, compiling a 78-118 record with a 40-64 mark in SWC matchups.

His best season came in 1992-93 as the Mustangs went 20-8 including a 12-2 league mark to capture the SWC regular season crown. The squad advanced to the NCAA Tournament as a No. 10 seed before losing 80-71 to BYU in the Midwest Region First Round in Chicago.

Before coming to SMU, he was head coach at Grand Canyon College from 1983-86 and an assistant coach for two seasons at Notre Dame under Digger Phelps.

Shumate also played in the NBA from 1974-80 after being a first-team All-American at Notre Dame in 1973-74.

He coached All-SWC first-team honorees Glen Puddy (1988-89) and Mike Wilson (1992-93).

**SWC Champions**  
 1992-93  
**NCAA**  
 1993 Midwest - 1st Rnd  
**SWC Player of the Year**  
 1992-93 Mike Wilson (AP)  
**All-SWC 1st Team**  
 1988-89 Glenn Puddy  
 1992-93 Mike Wilson  
**All-SWC 2nd Team**  
 1989-90 John Colborne  
 1990-91 Tim Mason  
 1991-92 Tim Mason  
 Mike Wilson  
 1992-93 Gerald Lewis  
 Tim Mason



**SONNY ALLEN**  
**12th Head Coach**  
**5 Seasons: 1975-80**  
**All: 61-77**  
**SWC: 36-44**

Sonny Allen coached the Mustangs for five seasons from 1975-80, going 61-77 with a 36-44 SWC record. His best conference finish was third with a 10-6 mark his first year at the helm as he was named UPI's Coach of the Year in the SWC.

He came to SMU after 10 years at Old Dominion and winning 1975 NCAA Div. II title.

He played four years of basketball at Marshall (1955-59) and one season of baseball. He then coached the Marshall freshmen basketball team for five of the next six years with one year at Huntington H.S.

**All-American**  
 1975-76 Ira Terrell  
**Academic All-American**  
 1976-77 Pete Lodwick  
**SWC Player of the Year**  
 1975-76 Ira Terrell  
 (Dallas Times-Herald)  
**SWC Coach of the Year**  
 1975-76 Sonny Allen (UPI)  
**All-SWC 1st Team**  
 1975-76 Ira Terrell  
 1978-79 Brad Branson  
**All-SWC 2nd Team**  
 1975-76 Mike Jaccar  
 1979-80 Brad Branson  
**All-SWC Tournament**  
 1975-76 Ira Terrell



**MIKE DEMENT**  
**15th Head Coach**  
**9 Seasons: 1995-04**  
**All: 138-120**  
**SWC: 3-11, WAC: 62-63**

Mike Dement joined the Mustangs on May 5, 1995, and coached on the Hilltop for nine seasons. He compiled a 138-120 record and went 62-63 in Western Athletic Conference contests.

SMU went to the NIT in 1999-2000 and finished 21-9, only the eighth 20-win season in school history, earning Dement District Coach of the Year honors from the National Association of Basketball Coaches (NABC). When his team won 18 games the following season, the 39 wins in two years were the most since 1987-88.

From 1996-97 through 2002-03, SMU was .500 or better in seven straight seasons – a first in SMU history. In 1996-97, he was named WAC Coach of the Year by the *Dallas Morning News* and freshman Stephen Woods was named WAC Rookie of the Year. The following year, his team won its first 10 games and received votes in the Associated Press Top 25. In recording an 18-10 mark, the Mustangs also garnered their second-straight WAC Rookie of the Year when Jeryl Sasser received the honor. Sasser would eventually become the program's first NBA first-round draft pick in 15 years during the summer of 2001.


In 2002-03, SMU went 17-13 as Quinton Ross was named WAC Player of the Year and Bryan Hopkins, a high school All-American that Dement brought to SMU, garnered WAC Rookie of the Year honors. It was also the fifth time in seven years that SMU received votes in the AP Top 25.

He came to SMU after head coaching stints at NC-Greensboro from 1991-95 and Cornell from 1986-1991 winning the 1988 Ivy League crown and advancing to the NCAA Tournament.

Prior to that, he served as an assistant coach at East Carolina (1985-86), Cornell (1983-85) and Duke (1982-83). His first experience as a college assistant came under Mike Krzyzewski. Dement was a high school head coach at Vance Academy and Kerr Lake School before joining Krzyzewski's staff, logging a 109-26 mark in five seasons.

He attended Louisburg and East Carolina. He earned an Associate of Arts from Louisburg in 1974 and a degree in Health and Physical Education from ECU in 1976.

**NIT**  
 2000 1st Rnd  
**WAC Coach of Year**  
 1996-97 Dallas Morning News  
**NABC District**  
**Coach of the Year**  
 1999-00  
**All-American**  
 2002-03 Quinton Ross  
 (AP Honorable Mention)  
**WAC Player of Year**  
 1998-99 Jeryl Sasser  
 2002-03 Quinton Ross  
**NABC All-District 1st Team**  
 2000-01 Jeryl Sasser  
 2001-02 Damon Hancock  
 2002-03 Quinton Ross  
**All-WAC 1st Team**  
 1998-99 Jeryl Sasser  
 1999-00 Jeryl Sasser  
 2001-02 Damon Hancock  
 2002-03 Quinton Ross  
**All-WAC 2nd Team**  
 1996-97 Jay Poerner  
 1997-98 Jay Poerner  
 Jeryl Sasser  
 1999-00 Willie Davis  
 2000-01 Willie Davis  
 Jeryl Sasser  
 2001-02 Quinton Ross  
**WAC All-Newcomer**  
 1996-97 Stephen Woods  
 1997-98 Jeryl Sasser  
 2001-02 Patrick Simpson  
 2002-03 Bryan Hopkins  
**WAC All-Defense**  
 1999-00 Willie Davis  
 2001-02 Quinton Ross  
**WAC Freshman of the Year**  
 1996-97 Stephen Woods  
 1997-98 Jeryl Sasser  
 2002-03 Bryan Hopkins  
**All-WAC Tournament**  
 1999 Jeryl Sasser  
 2003 Quinton Ross  
**Academic All-WAC**  
 2000-01 Lavadicus Atkins  
 2001-02 Eric Castro  
 William Pharis  
 2002-03 Eric Castro  
 Lavadicus Atkins  
 Eric Castro  
 Donatas Rackauskas  
 Trent Redden



**DAVE BLISS**  
**13th Head Coach**  
**8 Seasons: 1980-88**  
**All: 142-101**  
**SWC: 64-64, 1 title**  
**NCAA: 3**

Dave Bliss directed SMU for eight seasons with a 142-101 mark and a 64-64 SWC record. His squads made three NCAA Tournaments and an NIT.

His 1988 squad won the SWC regular season and tournament titles. It was SMU's first SWC crown since 1971-72. His 1984-85 team made it as high as second in the AP poll in Feb. of that season.

He had four players named first-team all-SWC and saw Jon Koncak named All-American in 1984-85, SMU's second ever All-American (Jim Krebs, 1957).

Bliss came to SMU after five years directing Oklahoma, four seasons as an asst. to Bob Knight at Indiana, two years as an asst. at Cornell, and two years as an asst. to Knight at Army. He played at Cornell, graduating in 1965 and earning an M.B.A. in 1967.

**SWC Champions**  
 1987-88  
**SWC Tour. Champions**  
 1987-88  
**NCAA**  
 1984 West - 2nd Rnd  
 1985 East - 2nd Rnd  
 1988 East - 2nd Rnd  
**NIT**  
 1986 - 1st Round  
**All-American 2nd Team**  
 1984-85 Jon Koncak  
**SWC 1st-Team**  
 1983-84 Jon Koncak  
 Carl Wright  
 1984-85 Jon Koncak  
 1985-86 Kevin Lewis  
 1987-88 Kato Armstrong  
**SWC 2nd-Team**  
 1982-83 Larry Davis  
 1983-84 Larry Davis  
 1984-85 Butch Moore  
 1985-86 Butch Moore  
 1986-87 Kato Armstrong  
**SWC All-Tournament**  
 1984-85 Carl Wright  
 1987-88 Kato Armstrong  
 Carlton McKinney  
**SWC Defensive**  
**Player of the Year**  
 1984-85 Jon Koncak



**ROBERT LINEBURG**  
Interim Head Coach  
Interim: 2003-04  
All: 2-3  
WAC: 1-2

Robert Lineburg was named interim head coach on Feb. 27, 2004, replacing Mike Dement. He led SMU for five games, going 2-3 with a WAC tournament win over Tulsa.

This was Lineburg's eighth season with the Mustangs. He remained as an assistant to new head coach Jimmy Tubbs for two more seasons.

Lineburg originally came to SMU in 1995 from UNC Greensboro with then head coach Mike Dement. He spent the 2000-01 season as an assistant at James Madison before returning to SMU.



**JIMMY TUBBS**  
16th Head Coach  
2 Seasons: 2004-06  
All: 27-30  
WAC: 9-9, C-USA: 4-10

Jimmy Tubbs was named head coach on March 26, 2004. He served as head coach for two seasons. He spent the previous two years as an assistant to Kelvin Sampson at Oklahoma after serving as an assistant at SMU for 12 seasons under John Shumate and Mike Dement.

His squads went 27-30 in two seasons and saw the transition from the WAC to Conference USA. He went 9-9 and finished tied for fourth in the WAC before going 4-10 in Conference USA.

His two seasons at OU, the Sooners went 47-18 with an Elite Eight appearance, a Big 12 Tournament title, and a No. 3 AP ranking.

As an assistant at SMU, Tubbs saw the basketball program reach new heights and was an integral part of helping SMU capture the Southwest Conference title and reach the NCAA Tournament in 1992-93. In Tubbs' last six seasons as an assistant at SMU, the team won 103 games and posted six straight 15-plus-win seasons.

Prior to arriving at SMU, Tubbs was the head coach at Kimball High School in Dallas for eight years. He guided the Knights to a 232-42 record, which culminated with the Texas class 5-A state title in 1989-90, his final season. Tubbs' Kimball teams enjoyed five 30-win seasons.

He received his degree in History from Bishop College in 1972 and a master's of education in guidance and counseling from Prairie View A&M in 1976.



**MATT DOHERTY**  
17th Head Coach  
6 Years: 2006-12  
All: 80-109  
C-USA: 29-67  
CIT: 2011 (3-1)

Doherty was named head men's basketball coach at SMU on April 24, 2006. In six seasons on the Hilltop, his squads went 80-109 with a 20-win season in 2010-11. That season, SMU reached the CIT semifinals.

His sixth season (2011-12) saw SMU set the school-record for scoring defense at 60.1 (61.3 in 2010-11) while leading C-USA and ranking 20th nationally. Overall, SMU finished the 2011-12 season at 13-19 and 4-12 in C-USA. Senior Robert Nyakundi led the Mustangs as he was named All-Conference USA Third Team, USBWA All-District and NABC All-District Second Team.

Doherty's fifth season saw SMU record its first 20-win season and first postseason bid since 1999-2000; finishing 20-15 and advancing to the CIT semifinals. SMU had its most wins in C-USA (8) while leading the league in FG% (7th NCAA), 3FG% (13th NCAA) and FT% (38th NCAA). SMU also led C-USA and was 23rd in the NCAA in scoring defense (61.3 ppg). SMU made a team-record 277 3-pointers, finishing first in C-USA (33rd NCAA) in 3-pointers per game (7.9). Senior tri-captain Papa Dia led SMU, earning selection to the 2011 CIT All-Tournament Team, NABC Division I All-District First Team, All-C-USA First Team and C-USA All-Defensive Team. He was also named the C-USA Defensive Player of the Year. Junior Robert Nyakundi was selected third-team All-C-USA.

His fourth season saw SMU record its most league wins (7), best finish (tied for 7th) and best seed (No. 8) since joining C-USA (2005-06). Papa Dia and Derek Williams were selected to the 2010 All-C-USA Third Team. It was the first time SMU had multiple All-Conference selections since 2001-02. Williams was also NABC All-District Second Team.

In his first season on the Hilltop, SMU broke ground on the \$13-million, 43,000 square-foot Crum Basketball Center, unveiled a million-dollar scoreboard/video board, played on national television a program record six times, and signed a recruiting class

ranked as high as 24th nationally. On the floor, SMU improved its RPI more than 60 spots while finishing with a 14-17 record. The 11-3 start that was the best since 2000-01.

In his second season (2007-08), SMU finished 10-20 with his first full recruiting class. Jon Killen was named All-C-USA third team and Academic All-Conference. Freshman Papa Dia was named to the C-USA All-Freshman Team.

In his third season, a first-year player led the team in scoring in 27 of 30 games, which was the highest percentage in the nation. Paul McCoy was named to the C-USA All-Freshman team and grabbed two league Rookie of the Week honors. Lone senior Bamba Fall made the C-USA All-Defensive squad.

Doherty came to the Hilltop after spending the 2005-06 campaign as the head coach at Florida Atlantic, where he led the Owls to a 15-13 season that included a 14-6 record in Atlantic Sun play, the best in school history. The 15 wins were five more than FAU managed in the year prior to his arrival.

In 1999, he was named head coach of Notre Dame, and guided the team to a 22-15 record, their best in a decade. The Fighting Irish had wins over five ranked opponents and played in the NIT title game.

Following that season, he was named head coach at North Carolina where he went 53-43 in three seasons. In his first season, the Tar Heels were 26-7 and he was named AP National Coach of the Year. The team won the ACC regular season co-championship and advanced to the second round of the NCAA Tournament. UNC earned a No. 1 ranking during the season. In his final year, his team won the Preseason NIT and was ranked as high as No. 12 in the nation before advancing to the postseason NIT.

After his time in Chapel Hill, he served as an analyst for ESPN-plus and CSTV. He has also worked as a scout for the New York Knicks.

He began his coaching career in 1989 with a three-year stint as an assistant at Davidson. He then moved on to Kansas, where he spent seven years as an assistant with Roy Williams. The Jayhawks went 202-42 (.828) as he recruited eight McDonald's All-Americans and coached five All-Americans and eight future NBA players. Kansas won six league titles and played in the NCAA Tournament in each of his seasons, reaching the 1993 Final Four.

As a player at UNC, he played 129 games from 1980-84 under coach Dean Smith. He was a starter as a sophomore on UNC's 1982 National Championship team that went 32-2, playing alongside Michael Jordan and James Worthy. In all, UNC claimed three ACC regular season and two ACC Tournament titles, as well as four NCAA appearances. He became the second player in ACC history to post 1,000 points, 400 rebounds and 400 assists in a career.



**Larry Brown**  
18th Head Coach  
4 Seasons: 2012-16  
All: 85-39 \* NCAA: 0-1  
NIT: 4-1 \* C-USA: 5-11  
American: 40-14\*, 1 Title (+1 Tourney Title)  
2015-16 Las Vegas Classic Champions

\* 27 wins in 2013-14 later vacated -

All: 58-39 \* NIT: 0-1 \* American: 28-14\*

Hall of Fame Coach Larry Brown was named head men's basketball coach at SMU on April 19, 2012. Brown arrived on the Hilltop as the only head coach to win both an NCAA title and an NBA Championship, having won an NBA title with the Detroit Pistons in 2004 and an NCAA title with Kansas in 1988. Brown was enshrined in the Basketball Hall of Fame as a coach on Sept. 27, 2002.

In his fourth season, the Mustangs went 25-5 with a 16-1 record at Moody Coliseum. The Mustangs finished second in the American Athletic Conference at 13-5 as Nic Moore was named The American Player of the Year for the second straight season. He was named All-AAC First Team for the third straight season, earning a unanimous selection for the second straight year. Markus Kennedy was honored as the AAC Sixth Man of the Year for the second consecutive campaign. Shake Milton was a unanimous pick for the AAC All-Rookie team. Nic Moore was also named All-District First Team by the NABC and USBWA. Ben Moore was named to the NABC All-District Second Team. Nic Moore was also the named Most Outstanding Player of the Continental Tire Las Vegas Classic after leading SMU to the title. SMU was No. 24 in the final AP Top 25 after reaching as high as No. 8 during the season. The final poll was the 17th straight week in the AP Top 25 after receiving votes in the first two polls. SMU led The American in 8 of 21 statistical rankings and ranked in the top 10 of 7 NCAA stat cate-

CIT	
2011	Semifinal
<b>CIT All-Tournament</b>	
2011	Papa Dia
<b>NABC All-District 1st Team</b>	
2010-11	Papa Dia
<b>NABC All-District 2nd Team</b>	
2009-10	Derek Williams
2011-12	Robert Nyakundi
<b>USBWA All-District</b>	
2011-12	Robert Nyakundi
<b>All-C-USA 1st Team</b>	
2010-11	Papa Dia
<b>All-C-USA 3rd Team</b>	
2006-07	Ike Ofoegbu
2007-08	Jon Killen
2009-10	Papa Dia
	Derek Williams
2010-11	Robert Nyakundi
2011-12	Robert Nyakundi
<b>C-USA Defensive Player of the Year</b>	
2010-11	Papa Dia
<b>C-USA All-Defensive Team</b>	
2006-07	Bamba Fall
2008-09	Bamba Fall
2010-11	Papa Dia
<b>C-USA All-Freshman Team</b>	
2007-08	Papa Dia
2008-09	Paul McCoy
<b>Academic All-District</b>	
2006-07	Donatas Rackauskas
<b>C-USA Scholar-Athlete</b>	
2006-07	Donatas Rackauskas
<b>C-USA Academic Medal</b>	
2006-07	Donatas Rackauskas
2010-11	Collin Mangrum
<b>C-USA All-Academic Team</b>	
2006-07	Jon Killen
	Donatas Rackauskas
2007-08	Jon Killen
2010-11	Collin Mangrum
<b>C-USA Honor Roll</b>	
2006-07	Jon Killen
	Mike Norton
	Donatas Rackauskas
2007-08	Ryan Harp
	Jon Killen
	Tomasz Kwiatkowski
2008-09	Cort Hoge
	Tomasz Kwiatkowski
2009-10	Austin Horn
	Tomasz Kwiatkowski
2010-11	Austin Horn
	Tomasz Kwiatkowski
	Collin Mangrum
	Aliaksei Patskevich
	Leslee Smith

gories. SMU had five of the top 13 in the AAC in field goal percentage. Nic Moore, a Bob Cousy Award Finalist, Naismith Award Candidate and Wooden Award Candidate, led the AAC in scoring (16.1), 3-point field goals (2.6) and assists (5.2). SMU's 18-0 start was the best in program history, and second-longest winning streak at SMU, lasting until the Mustangs were the last undefeated team in the nation. The 7-0 conference start was the best since going 12-0 in 1955-56. The 5-0 road start also tied the best previous mark from the 1934-35 season.

In his third season (2014-15), SMU claimed the American Athletic Conference regular season and tournament titles en route to reaching the NCAA Tournament. SMU finished the season 27-7 overall. The Mustangs went 15-3 in league play, clinching the outright league title (first since 1993) with a 67-62 win against Tulsa in a sold out Moody Coliseum on March 8. The team followed that by winning the AAC tournament title 62-54 over Connecticut. The Mustangs spent nine weeks in the AP and USA Today Top 25 and set home attendance records for a season (124,986) and average (6,944) while going 16-2 in Moody Coliseum. Nic Moore was named AP All-American Honorable Mention and AAC Player of the Year. Markus Kennedy was AAC Sixth Man of the Year and Most Outstanding Player of the Championship, and Yanick Moreira was named the AAC's Most Improved Player.

In his second season (2013-14), SMU climbed to the national spotlight. The Mustangs went 27-10 (27 wins later vacated), earning a No. 1 seed in the NIT and eventually reaching the title game at Madison Square Garden in New York. SMU was in the top 25 in four of the last five regular season polls, being ranked for the first time since 1984-85. The Mustangs tied a program record with four wins over ranked teams and had nine sellouts in the renovated Moody Coliseum. SMU finished tied for third in the inaugural season of The American, going 12-6 with two wins over NCAA Champion Connecticut as well as wins over NCAA Tournament teams Cincinnati and Memphis. Nic Moore was named All-Conference first team while Markus Kennedy was selected to the second team.

In his first season at SMU (2012-13), the team finished 15-17. SMU led Conference USA in field goal percentage defense (.395) (29th NCAA) and free throw percentage (.745) (39th NCAA) while ranking second in the league in scoring defense (62.7). SMU went 10-5 in non-conference play, winning 10 non-conference games for the first time since 2006-07 (11-3 the season). The 8-1 start was the best since opening 9-1 in 2006-07. The Mustangs' 5-0 start was the best since a 10-0 start to the 1997-98 season.

Brown came to SMU as the sixth-winningest coach in NBA history with 1,098 career victories, and led his teams to 18 playoff appearances, eight 50-win seasons, seven division titles, three conference championships and one NBA Championship. Brown was most recently head coach of the Charlotte Bobcats and guided the Bobcats to the franchise's first-ever playoff appearance in 2010. Charlotte was the eighth different team he led to the postseason - an NBA record.

Brown began his coaching career in the ABA, where he led the Carolina Cougars from 1972-74 before taking the helm in Denver for two seasons. He continued with the Nuggets following their move to the NBA before moving on to coach UCLA for two seasons. There, he led a freshman-dominated team to the 1980 NCAA title game before falling to Louisville.

After two years with the NBA's New Jersey Nets, Brown began his tenure at Kansas in 1983, where he would go 135-44 in five seasons, leading KU to the 1988 NCAA Championship, Kansas' first National Championship in 36 years. In all, Brown spent seven seasons on the collegiate level, two at UCLA and five at Kansas, leading his squads to three Final Four appearances and one NCAA title. He was named Naismith College Coach of the Year in 1988 and Big Eight Coach of the Year in 1986. His cumulative collegiate coaching record stands at 177-61 (.744).

At the pro level, Brown has served as head coach of the Bobcats, Nuggets, New Jersey Nets, San Antonio Spurs, Los Angeles Clippers, Indiana Pacers, Philadelphia 76ers, Detroit Pistons and New York Knicks. He was named NBA Coach of the Year in 2001 was named ABA Coach of the Year three times.

With such a long and successful career, Brown has developed an impressive coaching tree. Among those that have served on Brown's staffs are John Calipari, Gregg Popovich, Bill Self and Mark Turgeon. Tad Boyle and Danny Manning and are among those who have played for Brown.

Brown played collegiately at North Carolina under legends Frank McGuire and Dean Smith and served as an assistant coach at UNC from 1965-67.

In Olympic competition, Brown was the head coach of the bronze medal-winning United States team at the 2004 Athens Games. He was an assistant coach for the 1980 Olympic squad that did not participate in the Moscow Games and for the 2000 team that won the gold medal in Sydney. As a player, Brown won a gold medal as a member of the 1964 U.S. squad at the Tokyo Games, where he was coached by Henry Iba. He is the only U.S. male to both play and coach in the Olympics.

Born in Brooklyn, N.Y., Brown and his wife Shelly had a son L.J. and daughter Madison. The avid golfer also has two daughters, Kristen and Alli, and six grandchildren.

### American Champions

2014-15

### American Tour. Champions

2014-15

NIT 2014 - Final

NCAA 2015 - 2nd Rnd (64)

### All-American

2014-15 Nic Moore

(AP Honorable Mention)

### Wooden Award Candidate

2014-15 Nic Moore

2015-16 Nic Moore

### Naismith Trophy Candidate

2014-15 Nic Moore

2015-16 Nic Moore

### Oscar Robertson Trophy Candidate

2015-16 Nic Moore

### Bob Cousy Award Candidate

2015-16 Nic Moore

### Karl Malone Award Candidate

2015-16 Nic Moore

### AAC Player of the Year

2014-15 Nic Moore

2015-16 Nic Moore

### AAC Sixth Man of the Year

2014-15 Markus Kennedy

2015-16 Markus Kennedy

### AAC Most Improved Player

2014-15 Yanick Moreira

### All-AAC 1st Team

2013-14 Nic Moore

2014-15 Nic Moore

2015-16 Nic Moore

### All-AAC 2nd Team

2013-14 Markus Kennedy

2014-15 Markus Kennedy

Yanick Moreira

### AAC All-Rookie Team

2015-16 Shake Milton

### AAC All-Championship

2014-15 Markus Kennedy (MOP)

Nic Moore

Yanick Moreira

### National Finalist for Coach of the Year

2013-14 Larry Brown

(USBWA, Naismith,

College Hoops Daily)

### USBWA District Coach of the Year

2013-14 Larry Brown

### USBWA All-District 1st Team

2013-14 Nic Moore

2015-16 Nic Moore

### NABC All-District 1st Team

2013-14 Nic Moore

2014-15 Nic Moore

2015-16 Nic Moore

### NABC All-District 2nd Team

2013-14 Markus Kennedy

2014-15 Markus Kennedy

Yanick Moreira

2015-16 Ben Moore



## Tim Jankovich - 19th Head Coach (Acting to start 2015-16) All: 9-0

Tim Jankovich was named head coach on July 8, 2016, after four years as associate head coach. He is in his 34th season (2016-17) as a collegiate coach, and his 12th as a head coach.

Jankovich, who led the team last season during Brown's NCAA-mandated suspension in 2015-16, went 9-0 in the lead chair, guiding the Mustangs to wins over Stanford, TCU and Michigan among others. He was also part of the staff that led SMU to the 2014-15 American Athletic Conference regular season and tournament titles as well as an NCAA Tournament berth. Jankovich was involved in the recruitment of all of the members of the current team as well as SMU great Nic Moore, who Jankovich recruited at Illinois State and who then transferred to the Hilltop when Jankovich joined the staff. His career includes serving as an assistant coach for Lon Kruger, Jack Hartman, Eddie Sutton, Kevin Stallings, Bill Self and Larry Brown.

He previously was head coach at Illinois State (2007-12) and North Texas (1993-97), and as an assistant or head coach, his teams have won six regular season conference championships and four league tournament titles, made nine NCAA appearances and have earned eight NIT berths.

In 2015-16, the Mustangs finished 25-5 with a 16-1 record at Moody Coliseum. SMU was second in the American Athletic Conference at 13-5. The Ponies were No. 24 in the final AP Top 25 after reaching as high as No. 8 during the season. The final poll was the 17th straight week in the AP Top 25. Jankovich served as the head coach for the first nine games, leading SMU to a 9-0 start en route to a program-best 18-0 start. SMU claimed the Las Vegas Classic title during the 18-game win streak; eventually becoming the last undefeated team in NCAA Division I. SMU led The American in 8 of 21 statistical rankings and ranked in the top 10 of 7 NCAA stat categories. Nic Moore was selected AAC Player of the Year and AP All-America Honorable Mention for the second straight season. He was named All-AAC First Team for the third straight season. Moore was also a finalist for the Bob Cousy Award, a member of the Wooden Award Late Season Top 20, on the Naismith Midseason Watch List and on the Oscar Robertson Trophy Watch List. Markus Kennedy was on the Karl Malone Award Watch List and earned his second straight AAC Sixth Man of the Year honor. Shake Milton was a pick for the AAC All-Rookie team. Ben Moore was named to the NABC All-District Second Team.

In 2014-15, SMU claimed the American Athletic Conference regular season and tournament titles en route to reaching the NCAA Tournament. SMU finished the season 27-7 overall. The Mustangs went 15-3 in league play, clinching the outright league title (first since 1993) with a 67-62 win against Tulsa in a sold out Moody Coliseum on March 8. The team followed that by winning the AAC tournament title 62-54 over Connecticut. The Mustangs spent nine weeks in the AP and USA Today Top 25 and set home attendance records for a season (124,986) and average (6,944) while going 16-2 in Moody Coliseum. Nic Moore was named AP All-American Honorable Mention and AAC Player of the Year, Markus Kennedy was AAC Sixth Man of the Year and Most Outstanding Player of the Championship, and Yanick Moreira was named the AAC's Most Improved Player.

In his second season (2013-14), he helped lead the Mustangs into the national spotlight as SMU earned a No. 1 seed in the NIT and eventually reached the title game at Madison Square Garden. SMU was in the top 25 in four of the last five regular season polls, being ranked for the first time since 1984-85. The Mustangs led the AAC and finished in the top 20 nationally in field goal percentage (48.3%, 18th NCAA) and field goal percentage defense (38.5%, 7th NCAA).

Prior to SMU, he spent five seasons (2007-12) as the head coach at Illinois State, where his teams went 105-64, and made four NIT appearances (2008, 2009, 2010, 2012). He also won at least 20 games and finished in the top-three in the Missouri Valley in each of the NIT seasons. They advanced to the MVC tournament title game three times (2008, 2009, 2012), twice falling in overtime.

Before arriving at Illinois State, he spent five years as an assistant for Kansas coach Bill Self (one at Illinois and four at Kansas). During that stretch, their teams made five straight NCAA Tournaments, two trips to the Elite Eight and laid the foundation for Kansas' National Title in 2008.

In Jankovich's four years at Kansas, the Jayhawks compiled a 105-29 (.784) record, won three Big 12 regular season titles (2005, 2006, 2007), a pair of Big 12 tournaments (2006, 2007) and advanced to the NCAA Tournament in each campaign. In his final season at Kansas (2006-07), the Jayhawks went 33-5, and advanced to the Elite Eight for the second time in four years. The Jayhawks finished the season ranked No. 2 in both the final Associated Press and ESPN/USA Today polls. KU finished each season of his tenure ranked No. 16 or better.

In his one year as an assistant at Illinois (2002-03), the team finished 25-7, won the Big Ten Tournament and advanced to the second round of the NCAA. Illinois was No. 11 in the final AP poll.

For the past 30-plus years, Jankovich has played a key role in recruiting and player development. He is responsible for having attracted and coached some of the most accomplished recruiting classes in college basketball and has coached 24 current or former NBA players.

In addition to working under Self, Jankovich has served as an assistant coach for Eddie Sutton, Jack Hartman, Lon Kruger, Boyd Grant, Gene Iba, Bob Weltlich and Kevin Stallings. Other than Kansas and Illinois, he also served on the coaching staffs at UTPA, Kansas State, Texas, Colorado State, Baylor, Oklahoma State and Vanderbilt. In addition, he served as a head coach for four years at the University of North Texas (1993-97) and two seasons at Hutchinson Community College (1997-99).

In his first season at North Texas (1993-94), his squad posted the second-biggest turnaround in the nation that year (from 5-21 to 14-15) and was one win away from an automatic bid into the NCAA Tournament. His team also made the Southland Conference Tournament championship game in 1996. In his fourth season, UNT moved to the Big West Conference. In all, his four years at North Texas comprised the second-best winning percentage in school history to that point (53-57, .482).

Jankovich guided Hutchinson Community College from 1997-99, going 50-14, posting back-to-back 20-win campaigns and national rankings both seasons. At Vanderbilt (1999-2002), he played a key role that helped lead the Commodores to two NIT appearances in three years (2000, 2002). The core of Jankovich's recruited players at Vanderbilt advanced to the NCAA Sweet 16 in 2004.

One of the winningest players in Kansas State history, he was a four-year starter at point guard (one at Washington State and three years for legendary coach Jack Hartman at KSU). In each of his seasons at KSU, the Wildcats ranked in the top-20 and advanced to the NCAA Tournament. Jankovich played in nine NCAA Tournament games, advancing to the 1981 Elite Eight and the 1982 Sweet 16.

A three-time academic All-American and honorable mention All-Big Eight player, he finished at Kansas State in the school's top-10 in nine categories, including first in season FT pct. (.917) and eighth in career FG pct. (.510). He set the Big Eight Tournament record for single-game assists (14).

Jankovich graduated from Kansas State cum laude in 1982 with a 3.63 GPA in business finance and received his master's degree in radio/television in 1985. He and his wife, Cindy, have a son, Michael.



## PLAYERS

## COACHES

## OPPONENTS

## REVIEW



## RESULTS

## RECORDS

## HONORS

## MEDIA INFO

F28 at Rice*	W	26-22	at Baylor*	L	28-30	39 - Billy Dewell	Ben "Spider" Harris - F	at South Camp Hood	L	37-58
M3 at TCU*	L	24-36	BAYLOR*	L	27-30	28 - "Spider" Dougherty	Claton Johnson	at Texas A&M*	L	38-45
Forrest C. "Whitey" Baccus (So.) - F			F29 at Rice*	W	43-34	35 - Arvil Jones	Joe Bob Markette	J5 at Rice*	L	29-49
Goodwin Bray (So.)			at Texas A&M*	L	23-31	36 - Keeton	Hilton Painter - F	J11 RICE*	L	50-55
Paul Briggs - C			M4 TCU*	L	29-33	34 - Wilbur Keith -	41 - Johnny Sebeck - G (captain)	J15 TCU*	L	40-54
Clyde Carter (So.) - G			Ray "Pete" Acker			24 - J.D. "Sniper" Norton (captain)	22 - Jim Tate	at Baylor*	L	38-58
Hugh Haren			Elmo Bellamy (Sr.)			31 - Virgil "Country" Wilkerson (So.)	28 - Tommy Tomlinson - C	J25 TEXAS*	L	69-70
Bill H.L. Johnson (captain)			Bill Blanton (Jr.)			Manager: James Warren Lillard	32 - Billy Waters	TEXAS A&M*	L	49-53
James Riley			Mitch Gray Gilbert (Sr.)			1938-39 FRESHMAN BASKETBALL	27 - Hugh Welch - C	at Arkansas*	L	53-81
Clifton Wilhite (So.) - C			Hugh "Curly" Haren (Sr.) - C (captain)			Coach: Charlie Trigg	Manager: Bill Strange	at Arkansas*	L	46-74
Ed Wright			Maurice Orr (Sr.)			Decatur Baptist College	1942-43	BAYLOR*	L	48-57
Foye Chief "Smookey" Zachary (So.)			Keith Ranspot			Baylor Cubs	JAMES STEWART	F13 at TCU*	L	34-42
1932-33 FRESHMAN BASKETBALL			Byron Saam - G			N.T.A.C.	10-8, 4-8	F16 at Texas*	L	35-41
Coach: "Dog" Dawson			Bill Tipton (Sr.) - F			TCU Polliwogs	NORTH TEXAS STATE	Home Attendance 8,818 Avg. 881 (10 gms)		
Athens High School	W		Manager: Cecil A. Colville			Baylor Cubs	EAST TEXAS STATE	46 - J.C. Cannaday - F		
Athens High School	L		1935-36 FRESHMAN BASKETBALL			TCU Polliwogs	at North Texas State	39 - Scott Ernest - G		
Wilbur Hardesty			Coach: Charlie Trigg			TCU Polliwogs	at East Texas State	30 - Bryan Lloyd - F (captain)		
Truman Spain			Cannefax			28 - Goss	at Grand Prairie N.A.S.	37 - Carroll Myers		
1933-34			Crouch			33 - Sebeck	ARKANSAS*	49 - Percy Penn - G		
JIMMIE W. ST. CLAIR	11-9, 5-7		Dewell			31 - Walters	ARKANSAS*	23 - Roberson		
FIRST NATIONAL BANK	W	67-14	Dougherty			25 - Wertz	J13 at Texas*	48 - Burl Rollings - G		
DALLAS ATH. CLUB	W	35-19	Norton			26 - Williams	J16 at TCU*	27 - John Rowland - F		
E. DALLAS CHRISTIAN	W	57-16	Sprague			39 - Wooten	BAYLOR*	29 - Smith		
DR. PEPPER	W	58-28	Teal			Manager: Johnny Pace	J23 TCU*	41 - Harry Teal		
OAK CLIFF PRES.	W	54-8	1936-37			1939-40	at Texas A&M*	21 - Doak Walker - G		
at Oklahoma	L	28-36	JIMMIE W. ST. CLAIR	13-8, 10-2		FORREST C. BACCUS	F13 at Rice*	50 - Johnny Zatopek - C		
at Oklahoma	L	28-37	SWC CHAMPIONS			EAST TEXAS STATE	TEXAS A&M*	Manager: Bill Ackley		
D21 at Oklahoma State	W	49-35	at Oklahoma	L	28-32	EAST TEXAS STATE	L			
at Baylor*	W	35-25	at Oklahoma	L	41-43	at Oklahoma	L			
J8 TEXAS*	L	22-27	SOUTHERN CAL	L	30-33	at Kansas	L			
J13 at Rice*	L	25-37	at Hardin-Simmons	L	27-33	at Kansas	L			
at Texas A&M*	L	34-40	at Hardin-Simmons	L	22-26	at Loyola (Ill.)	L			
J20 at TCU*	L	26-29	UNIV. OF MEXICO	W	40-18	at Purdue	L			
TEXAS A&M*	L	26-49	at East Texas State	W	24-18	at Butler	L			
BAYLOR*	W	37-32	NORTH TEXAS STATE	W	37-19	at Baylor*	L			
F17 TCU*	W	32-27	at North Texas State	L	26-29	J9 at Texas*	L			
F24 RICE*	W	36-30	J9 TEXAS*	W	27-16	J13 RICE*	L			
F26 at Texas*	L	32-40	J12 at TCU*	W	26-22	at Texas A&M*	L			
at Arkansas*	L	35-38	ARKANSAS*	W	29-25	J22 at Rice*	L			
at Arkansas*	W	44-37	ARKANSAS*	L	28-37	F6 TCU*	L			
Forrest Clyde "Whitey" Baccus (Jr.) - F (captain)			BAYLOR*	W	26-15	at Arkansas*	L			
Goodwin Bray (Jr.)			TEXAS A&M*	W	28-25	at Arkansas*	L			
Paul Briggs (Jr.) - C			F12 RICE*	W	38-36	F16 TEXAS*	W, ot			
Clyde Carter (Jr.) - G			at Baylor*	W	25-20	F21 at TCU*	W			
Curly Haren (So.)			F22 at Texas*	W	24-19	TEXAS A&M*	W			
Jim C. Lovren - C			F23 TCU*	W	34-22	BAYLOR*	L			
Truman Spain (So.) - F			at Texas A&M*	W	28-22	Johnnie Clement - G				
Bill Tipton (So.)			F27 at Rice*	L	32-35	27 - J.W. Coppedge - G (captain)				
Clifton Wilhite (Jr.) - C			Ray "Pete" Acker (Jr.)			43 - Foster Elder - G				
Chief "Smookey" Zachary (Jr.)			Bill "Chico" Blanton - F (captain)			26 - Fred Higginbotham - F				
Manager: Lewis F. Russell			Billy Dewell - C			35 - Arvil Jones (captain)				
1933-34 FRESHMAN BASKETBALL			J.D. "Lightning" Norton - F			36 - Grover Keeton - F				
Coach: Jim Riley			Keith Ranspot			34 - Wilbur Keith - G				
Highland Park Independents			Charlie Sprague - G			42 - Bob Maddox - F				
Highland Park Independents			Manager: Samuel W. Fry			Johnny Sebek - G				
Oak Cliff Presbyterian	L	22-29	1936-37 FRESHMAN BASKETBALL			37 - Charles Sprague - G				
Grace Methodist			Coach: Charlie Trigg			44 - Bill Waters - C				
Pete Stanley			Baylor	L	21-29	31 - Virgil "Country" Wilkerson (Jr.) - C				
Bob Finley			Baylor	L	19-27	Manager: Clinton McLain				
1934-35			TCU	W	39-25	1940-41				
JIMMIE W. ST. CLAIR	14-3, 9-3		Edwards			FORREST C. BACCUS	10-10, 6-6			
SWC TRI-CHAMPIONS			Everhart			vs. West Texas State (N1)	W	34-32		
(Rice, Ark.)			Hughes			vs. West Texas State (N1)	L	36-46		
NORTH TEXAS STATE	W	63-27	Lucas			OKLAHOMA	L	34-43		
at Austin College	W	45-27	A. Jones			at Oklahoma	W	57-55		
at North Texas State	W	33-17	1937-38			at North Texas State	W	52-50		
EAST TEXAS STATE	W	45-27	JIMMIE W. ST. CLAIR	9-6, 8-4		SOUTHERN CAL	L	34-45		
DR PEPPER	W	30-22	at Gettysburg	W	31-28	NORTH TEXAS STATE	L	35-43		
J5 TEXAS*	L	36-38	at Long Island	L	29-40	EAST TEXAS STATE	W	37-36		
BAYLOR*	L	26-27	J7 at Temple	L	41-53	J10 TCU*	W	35-34		
J15 RICE*	W	32-19	at Baylor*	L	23-26	at Baylor*	L	30-34		
J19 at Texas*	W	32-28	J14 TEXAS*	W	29-26	J17 TEXAS*	W	39-35		
F5 at TCU*	W	36-20	TEXAS A&M*	W	41-20	J21 RICE*	W	43-36		
TEXAS A&M*	W	44-21	F8 TCU*	W	42-23	BAYLOR*	L	45-55		
at Texas A&M*	W	35-29	F12 at Rice*	W	42-23	TEXAS A&M*	W	43-37		
F16 at Rice*	L	30-32	at Texas A&M*	W	47-28	F18 at Rice*	L	38-63		
ARKANSAS*	W	30-22	F18 RICE*	W	50-35	at Texas A&M*	W	45-40		
ARKANSAS*	W	41-21	F22 at Texas*	L	23-25	F22 at Texas*	L	36-42		
at Baylor*	W	41-24	at Arkansas*	L	23-32	F25 at TCU*	W	38-36		
M2 TCU*	W	41-24	at Arkansas*	L	26-34	ARKANSAS*	L	23-40		
Forrest Clyde "Whitey" Baccus (Sr.) - F (captain)			M1 at TCU*	W	37-30	ARKANSAS*	L	32-41		
Elmo Bellamy			BAYLOR*	W	45-36	N1 - Childress, Texas				
Goodwin Bray (Sr.)			Ray "Pete" Acker			23 - Roy Dale Baccus - G				
Paul Briggs (Sr.) - C			Homer Barns			Johnnie Clement - G				
Clyde Carter (Sr.) - G			Herbert Cannefax			36 - Grover Keeton - F (captain)				
Harrel Delafield			Chelsea Crouch			34 - Wilbur Keith - G				
Mitch Gray Gilbert			Billy Dewell (captain)			29 - Bryan Lloyd - F				
Hugh Curly Haren (Jr.)			Guy Dougherty			41 - Johnny Sebeck - G				
Maurice Orr			J.D. Norton			26 - Spinks				
Truman Spain (Jr.) - F			Manager: Francis M. Churchill			32 - Bill Waters - C				
Bill Tipton (Jr.)			1938-39			27 - Hugh Welch - C				
Clifton Wilhite (Sr.) - C			FORREST C. BACCUS	14-8, 8-4		41 - Virgil "Country" Wilkerson (Sr.) - C				
Foye Chief "Smookey" Zachary (Sr.)			EAST TEXAS STATE	W	42-32	Manager: William R. Wilkins				
Manager: Frank Brock Hopkins			EAST TEXAS STATE	W	39-34	1941-42				
1934-35 FRESHMAN BASKETBALL			at North Texas State	W	39-34	FORREST C. BACCUS	3-16, 1-11			
Coach: Matty Bell			at North Texas State	W	41-34	at North Texas State	L	31-33		
Texas Military College			KANSAS	L	40-46	NORTH TEXAS STATE	W	40-34		
North Texas Agricultural College			KANSAS	L	31-44	at Oklahoma	L	34-57		
East Dallas Christian Church			at Loyola (Ill.)	L	31-44	PHILLIPS 66	L	25-35		
Pete Acker			D28 at Bradley	W	45-33	Colorado State (N1)	W	47-37		
Kenneth Goodson			OKLAHOMA	W	49-44	Pittsburg State (N1)	L	37-40		
Keith Mooty			OKLAHOMA	L	31-49	Arkansas (N1)	L	22-52		
Lehman Phillips			ARKANSAS*	W	47-31	at Arkansas*	L	33-36		
Keith Ranspot			ARKANSAS*	W	32-19	at Arkansas*	L	34-36		
John Wisenbaker			J14 at TCU*	W, ot	31-29	BAYLOR*	L, ot	41-45		
1935-36			J20 RICE*	W	33-31	J13 RICE*	L	35-55		
JIMMIE W. ST. CLAIR	4-8, 4-8		TEXAS A&M*	W	40-29	J16 TEXAS*	L	31-32		
J11 at TCU*	L	23-29	F6 TEXAS*	L	27-33	J21 at TCU*	L	45-50		
J15 at Texas*	W, 2ot	33-31	at Baylor*	L	35-60	J24 TCU*	L	35-39		
TEXAS A&M*	W	31-27	F15 at Texas*	L	21-38	F11 at Texas*	L	43-60		
J20 RICE*	L	26-42	F18 at Rice*	W	36-39	at Texas A&M*	L	29-47		
at Arkansas*	L	23-34	at Texas A&M*	L	48-28	F14 at Rice*	L	31-65		
at Arkansas*	L	28-40	F25 TCU*	W	41-39	TEXAS A&M*	W	35-33		
F15 TEXAS*	W	44-30	BAYLOR*	W	39-33	at Baylor*	L	38-48		
			33 - Herbert Cannefax			N1-All College Tourney at Oklahoma City, Okla.				
			27 - J.W. Coppedge			Roy Dale "Rusty" Baccus - G				
			30 - Crouch			Kenny Blackwell				

1948-49  
**E.O. (DOC) HAYES** 11-13, 5-7  
 TEXAS WESLEYAN W 68-65  
 D3 TEXAS TECH W 57-45  
 D4 TEXAS TECH L 58-60  
 at CCNY W 62-56  
 at Niagara W 67-57  
 at Saint Louis L 48-61  
 at Missouri L 41-52  
 at Missouri W 59-49  
 Alabama (N1) L 39-42  
 D28 Texas Tech (N1) L 52-55  
 D29 Auburn (N1) W 59-41  
 D30 NOTRE DAME L 45-58  
 J4 at TCU\* L 52-58  
 J7 TEXAS\* L 44-50  
 at Texas A&M\* W 55-37  
 J11 at Baylor\* W 37-44  
 ARKANSAS\* L 45-54  
 F4 TCU\* W 47-36  
 F7 at Rice\* W 47-46  
 TEXAS A&M\* W 49-35  
 F10 RICE\* L 50-62  
 at Arkansas\* L 39-47  
 F23 BAYLOR\* L 38-47  
 M1 at Texas\* W 54-40  
 N1-All-College Tourney at Oklahoma City, Okla.  
 Home Attendance 14,169 Avg. 1,574 (9 gms)  
 30 - Jack Brown - F  
 25 - J. C. Cannaday - F  
 23 - Bill Gillespie - F  
 20 - Charlie Lutz - G  
 34 - Grady Martin - C  
 Tom Lee McKnight - G  
 26 - George Owen - G  
 22 - Percy Penn - F  
 24 - Bob Prewitt - F (captain)  
 27 - Harold Salmon - C  
 31 - Williams  
 33 - Ellis Wilson - F  
 28 - Young  
 36 - Johnny Zatopek - C  
 Assistant Coach: Bob Prewitt  
 Manager: Edwin Gene Keiffer

1948-49 FRESHMAN BASKETBALL  
 Coach: Bob Prewitt 4-3  
 North Texas State W 68-30  
 Tyler JC W 68-38  
 North Texas State W 80-55  
 Baylor L 45-47  
 TCU L 39-58  
 Navarro JC W 74-28  
 TCU L 34-58  
 32 - Joe Bradley  
 Kay Conner  
 23 - Floyd Freeman (captain)  
 Mart Halbert  
 26 - Hal Haynes  
 24 - Tom Holm (captain)  
 Freddy Jenkins  
 22 - Pat Knight  
 28 - Darrel Salmon

Henry "Hank" Wheeler  
 31 - Ben White  
 20 - Ricks Wilson  
 1949-50  
**E.O. (DOC) HAYES** 10-13, 7-5  
 at East Texas State W 53-28  
 at Centenary W 51-48  
 at CCNY L 53-67  
 at Niagara L 47-55  
 HOWARD PAYNE L 56-57  
 D17 at Colorado L 48-71  
 D19 at Colorado L 50-56  
 MISSOURI L 61-62  
 MISSOURI L 42-53  
 D30 Navy (N1) L 50-53  
 D31 Baylor (N1) W 61-37  
 at Texas A&M\* W 53-48  
 J7 at Rice\* W 63-31  
 J10 at TCU\* L 50-62  
 J14 BAYLOR\* W 50-47  
 ARKANSAS\* L 55-63  
 F3 TCU\* L 45-51  
 TEXAS A&M\* W 56-50  
 F11 TEXAS\* W 51-34  
 F13 RICE\* W 55-48  
 F18 at Texas\* L ot 46-47  
 at Arkansas\* W 55-48  
 F28 at Baylor\* L 61-70  
 N1-Cotton Bowl Invitational at Dallas  
 Home Attendance 16,768 Avg. 1,863 (9 gms)

30 - Jack Brown  
 42 - Fred Freeman  
 Hal Haynes  
 33 - Tom "Whitey" Holm - C  
 24 - Fred Jenkins  
 12 - Charlie Lutz  
 40 - Paul "Cotton" Mitchell - C  
 13 - George Owen - G  
 Bob Prewitt  
 41 - Harold Salmon (captain)  
 20 - Henry "Hank" Wheeler - G  
 31 - Ellis Wilson  
 10 - Lawrence Young - G  
 Assistant Coach: Bob Prewitt  
 Manager: Edwin Gene Keiffer

1949-50 FRESHMAN BASKETBALL  
 Coach: Bob Prewitt  
 22 - Don Addington  
 27 - Herbie Bernstein  
 29 - Jack Bjorkland  
 36 - Bill David  
 25 - Bill Farrell  
 34 - Charles Galey  
 30 - Jack Kastman  
 33 - Ralph Kendall  
 35 - Derrell Murphy  
 32 - Milton Propp  
 Buzzy Sowell

1950-51  
**E.O. (DOC) HAYES** 14-10, 6-6  
 TEXAS WESLEYAN W 58-53  
 OKLAHOMA L 39-47  
 D7 at St. John's (MSG) L 72-76  
 D9 at Canisius L 55-64  
 D16 at Oklahoma State L 45-51  
 SOUTHERN MISS W 73-60  
 Alabama (N1) W 60-46  
 D23 Texas (N1) W 52-50  
 NORTH TEXAS STATE W 47-39  
 D30 TEXAS TECH W 44-43  
 F3 TULSA W 64-54  
 J3 TCU\* L 46-57  
 J6 at Baylor\* W 66-37  
 ARKANSAS\* W 60-45  
 J12 at Texas\* W 39-42  
 TEXAS A&M\* W 51-44  
 at Rice\* L 69-75  
 F6 BAYLOR\* W 58-46  
 at Arkansas\* L 48-50  
 F16 TEXAS\* W 54-41  
 at Texas A&M\* L 43-49  
 F23 at TCU\* L 54-64  
 F24 RICE\* W 58-46  
 N1-Express-News Tourney at San Antonio, Texas  
 Home Attendance 22,194 Avg. 1,841 (12 gms)  
 30 - Jack Brown (captain)  
 42 - Fred Freeman  
 11 - Charles Galey  
 20 - Hal Haynes  
 33 - Tom "Whitey" Holm - C  
 25 - Jack Kastman  
 14 - Ralph Kendall  
 12 - Charlie Lutz (captain)  
 40 - Paul "Cotton" Mitchell - C  
 15 - Derrell Murphy  
 13 - George Owen - G  
 41 - Mill Propp  
 22 - Henry "Hank" Wheeler - G  
 10 - Lawrence Young - G  
 Assistant Coach: Bob Prewitt  
 Manager: W. L. Jordan Jr.

1950-51 FRESHMAN BASKETBALL  
 Coach: Bob Prewitt  
 Esten Blackmon  
 Richard Bryant  
 24 - Art Flinders  
 Bob Higginbotham  
 David Hill  
 Bob McGregor  
 Charles Smith  
 Bob Stauffer

1951-52  
**E.O. (DOC) HAYES** 11-13, 5-7  
 OKLAHOMA W 57-49  
 D7 at Tulsa W 48-46  
 at Saint Louis L 45-74  
 D11 OKLAHOMA STATE L 45-50  
 D14 KANSAS L 51-74

D15 KANSAS L 57-58  
 NEBRASKA W 61-55  
 D20 TEXAS TECH W 50-48  
 D26 TEXAS (N1) L 42-58  
 ARKANSAS (N1) W 54-40  
 RICE (N1) L ot 47-52  
 J2 at TCU\* L 43-52  
 J5 at Rice\* W 57-53  
 J8 at Texas\* L 31-41  
 at Texas A&M\* W 40-34  
 F1 BAYLOR\* W 60-34  
 at Arkansas\* W 54-50  
 F9 TEXAS\* L 49-57  
 at Texas A&M\* L 47-61  
 F19 RICE\* L 57-72  
 ARKANSAS\* W 57-48  
 F25 at Baylor\* L 45-62  
 M1 TCU\* L 60-64  
 SUN OIL CO. W 82-65  
 N1-SWC Christmas Tournament at Dallas  
 Home Attendance 16,918 Avg. 1,409 (12 gms)  
 10 - Esten Blackmon - F  
 22 - Richard Bryant - G (captain)  
 45 - Art Flinders - F  
 41 - Charles Galey - G  
 12 - Fred Freeman - G (captain)  
 11 - Charles Galey - G  
 44 - David Hill - G  
 20 - Hal Haynes - G  
 24 - David Hill - G  
 33 - Tom "Whitey" Holm - C (captain)  
 25 - Jack Kastman - F  
 23 - Ralph Kendall - C  
 15 - Derrell Murphy - F  
 41 - Milton Propp - F  
 13 - Henry "Hank" Wheeler - G  
 Assistant Coach: Bob Prewitt  
 Manager: W. L. Jordan Jr.

1951-52 FRESHMAN BASKETBALL  
 Coach: Bob Prewitt 5-4  
 Tyler JC L 57-77  
 North Texas "B" L 53-79  
 TCU L 57-72  
 Navarro JC W 66-59  
 Kilgore JC W 61-48  
 Tyler JC W 72-60  
 TCU W 65-51  
 Baylor L 44-53  
 W 39-34  
 Arlington State  
 25 - Nelson Alexander - C  
 20 - Arthur Barnes - F  
 32 - Tommy Bowers - G  
 28 - Stewart Carrell - F  
 22 - Johnny Caruthers - G  
 31 - Bob Knickerbocker - F  
 27 - Johnny Myers - G  
 26 - Ernest Proud - G  
 Manager: Bill Jordan  
 Manager: Harry

1952-53  
**E.O. (DOC) HAYES** 8-12, 4-8  
 HARDIN-SIMMONS L 55-56  
 at Oklahoma L 54-59  
 COLORADO STATE W 63-62  
 D19 at Kansas L 66-83  
 D20 at Kansas L 55-72  
 TEXAS A&M (N1) W 57-35  
 ARKANSAS (N1) W 65-62  
 D30 RICE (N1) W 71-62  
 J6 at Rice\* L 54-65  
 J10 TEXAS\* L 53-54  
 ARKANSAS\* L 66-71  
 J16 at Baylor\* L 56-65  
 J30 TCU\* L 34-57  
 at Texas A&M\* L 43-51  
 F6 BAYLOR\* W 66-54  
 F17 at TCU\* L 48-59  
 F21 at Texas\* L 52-80  
 TEXAS A&M\* W 73-59  
 at Arkansas\* W 79-74  
 M3 RICE\* W 68-64  
 N1-SWC Christmas Tournament at Dallas  
 Home Attendance 10,750 Avg. 1,343 (8 gms)  
 14 - Nelson Alexander - G  
 44 - Arthur Barnes - G  
 22 - Richard Bryant (So.) - F (4.8 ppg)  
 Johnny Caruthers - G  
 32 - Bob Clayton - F  
 24 - Bill Davis - C  
 45 - Art Flinders - F  
 Fred Freeman (7.7 ppg)  
 11 - Charles Galey (Jr.) - G (captain) (5.5 ppg)  
 Henry Holm (Sr.) (9.0 ppg)  
 Jack Kastman - F (captain) (8.0 ppg)  
 23 - Ralph Kendall - C  
 Darrell Murphy (Sr.) - F (11.9 ppg)  
 Assistant Coach: Bob Prewitt  
 Manager: Harry O. Hill

1952-53 FRESHMAN BASKETBALL  
 Coach: Bob Prewitt 11-1  
 Tyler JC W 68-67  
 Arlington State W 76-66  
 Kilgore JC W 81-55  
 Tyler JC W 80-60  
 Baylor L 61-66  
 TCU W 82-54  
 Kilgore JC W 104-66  
 Arlington State W 86-60  
 Lon Morris JC W 94-75  
 Baylor W 77-64  
 TCU W 87-46  
 Paris JC W 89-75  
 21 - Harold Alcorn - G  
 32 - Chapin Burks - C  
 22 - Joel Krog - G  
 34 - Pepper Lee - G  
 36 - Tom Miller - C  
 33 - Ronnie Morris - G  
 29 - Dan Roebuck - F  
 24 - Karl Scharffenberger - F  
 31 - Larry Showalter - F  
 35 - Joe Williams - F

1953-54  
**E.O. (DOC) HAYES** 13-9, 6-6  
 NW LOUISIANA W 90-71  
 TEXAS WESLEYAN W 105-70  
 D9 TULSA W 72-70  
 at Vanderbilt L 65-72  
 D14 at Memphis State W 66-63  
 ABILENE CHRISTIAN W 97-72  
 at Oklahoma City L 59-69  
 D28 Baylor (N1) W 55-50  
 Rice (N1) L 79-80  
 Arkansas (N1) W 70-66  
 RICE\* W 79-66  
 J9 BAYLOR\* W 84-60  
 at Arkansas\* L 58-61  
 TCU\* L 84-85  
 F2 at Texas\* L 69-75  
 TEXAS A&M\* W 92-48  
 ARKANSAS\* W 92-68  
 at Texas A&M\* L 71-73  
 F17 at TCU\* L 65-73  
 F23 TEXAS\* W 90-63  
 F26 at Baylor\* W 90-66  
 at Rice\* L 64-90  
 N1-SWC Christmas Tournament at Houston

RECORD:  
 ALL GAMES 13-9  
 CONFERENCE 6-6  
 NON-CONFERENCE 7-3  
 OVERALL 13-9  
 HOME 9-1  
 AWAY 2-7  
 NEUTRAL 2-1  
 # Player GP FG-FGA Pct FT-FTA Pct PF Pts Avg  
 15 Derrell Murphy (Sr.) F 22 106-326 .325 109-147 .741 72 321 14.6  
 44 Art Barnes (Jr.) G 22 98-234 .419 65-87 .747 72 261 11.9  
 30 Ronnie Morris (So.) G 22 75-168 .446 108-160 .675 69 258 11.7  
 20 Joel Krog (So.) F 22 64-173 .370 55-76 .724 45 183 8.3  
 22 Richard Bryant (Sr.) G 22 49-143 .343 84-105 .800 72 182 8.3  
 16 Carl Scharffenberger (So.) F 22 47-129 .364 59-90 .656 61 153 7.0  
 31 Tom Miller (So.) C 18 33-86 .384 51-78 .654 42 117 6.5  
 45 Art Flinders (Sr.) F 21 36-96 .375 29-47 .617 32 101 4.8  
 29 Bob Clayton - C 22 37-115 .322 19-31 .613 44 93 4.2  
 14 Nelson Alexander - G 0  
 13 George "Pepper" Lee - G 0  
 SMU 22 545-1469 .371 579-821 .705 509 1669 75.9  
 Assistant Coach: Bob Prewitt  
 Captains: Richard Bryant, Derrell Murphy  
 Manager: B. H. Smith

ATTENDANCE SUMMARY  
 GAMES TOT AVG  
 HOME 10 20,359 2,036

1953-54 FRESHMAN BASKETBALL  
 Coach: Bob Prewitt 9-2  
 Paris JC W 86-65  
 Lon Morris JC W 110-76  
 Arlington State W 88-66  
 Tyler JC W 79-63  
 Baylor W 68-63  
 Lon Morris JC W 85-72  
 TCU L 71-75  
 Tyler JC L 57-95  
 Kilgore JC W 78-69  
 TCU W 73-72  
 Baylor W 95-70  
 Don Carter  
 21 - Oscar Furlong  
 24 - Jack Hennessy  
 44 - Earl Husband  
 Kent Kimbell  
 32 - Jim Krebs  
 24 - Bobby Mills  
 Jack Parker  
 Ben Smith  
 11 - Ken Smith

1954-55  
**E.O. (DOC) HAYES** 15-11, 9-3  
 SWC CHAMPIONS, NCAA  
 D1 AUSTIN COLLEGE W 84-60  
 D3 TEXAS WESLEYAN W 104-68  
 D6 NW LOUISIANA W 99-86  
 D10 at Washington (Mo.) L 54-58  
 D11 at Purdue L 75-81  
 D13 at [6] Indiana W 83-78  
 D21 at Minnesota L 72-89  
 D22 at Bradley L 73-82  
 D27 TCU (N1) L 71-74  
 D28 Texas (N1) W 77-63  
 D29 at Rice (N1) W 88-63  
 J4 at Texas\* W 74-51  
 J8 RICE\* W 76-67  
 J11 TEXAS A&M\* W 93-69  
 at TCU\* L 73-77  
 J15 BAYLOR\* W 96-84  
 J31 at Arkansas\* L 74-85  
 F9 TCU\* W 84-70  
 F12 at Baylor\* L 72-76  
 F15 at Texas A&M\* W 81-56  
 at Armed Forces All-Stars L 78-81  
 F22 ARKANSAS\* W 83-69  
 F26 at Rice\* W ot 86-82  
 M1 TEXAS\* W 93-80  
 M11 Bradley (N2) L 79-81  
 M12 [16] Tulsa (N2) L ot 67-68  
 N1-SWC Christmas Tourney at Houston, Texas (Autry Court)  
 N2-NCAA West Regional at Manhattan, Kan.

RECORD:  
 ALL GAMES 15-11  
 CONFERENCE 9-3  
 NON-CONFERENCE 6-8  
 OVERALL 15-11  
 HOME 9-0  
 AWAY 4-8  
 NEUTRAL 2-3  
 # Player GP FG-FGA Pct FT-FTA Pct Reb Avg PF Pts Avg  
 32 Jim Krebs (So.) C 26 209-478 .437 137-189 .725 228 8.8 86 555 21.3  
 44 Art Barnes (Sr.) G 26 104-254 .409 89-103 .864 65 2.5 59 297 11.4  
 20 Joel Krog (Jr.) F 26 94-229 .410 82-113 .726 280 10.8 43 270 10.4  
 24 Bobby Mills (So.) G 26 82-165 .497 100-140 .714 57 2.2 37 264 10.2  
 30 Ron Morris (Jr.) G 26 60-161 .373 87-121 .719 81 3.1 81 207 8.0  
 11 Larry Showalter (So.) F 26 65-178 .365 55-65 .846 131 5.0 63 185 7.1  
 31 Tom Miller (Jr.) C 26 45-108 .417 46-68 .676 56 2.2 34 136 5.2  
 16 Carl Scharffenberger (Jr.) F 17 17-34 .500 27-42 .643 41 22 61  
 12 Oscar Furlong (So.) F 12 11-34 .324 24-36 .667 55 25 46  
 29 Bob Clayton (Sr.) G 26 6-21 .286 12-15 .800 23 17 24  
 45 Bob McGregor (So.) C 26 6-26 .231 10-20 .500 23 22 22  
 13 George "Pepper" Lee (Jr.) G 13 9-24 .375 1-11 .091 6 12 19  
 14 Nelson Alexander (Sr.) G 14 1-4 .250 1-2 .500 2 4 3  
 SMU 26 709-1716 .413 671-915 .733 1048 40.3 505 2089 80.3  
 Opponents 26 661-1698 .389 576-852 .676 1066 41.0 523 1898 73.0  
 Assistant Coach: Bob Prewitt  
 Captain: Art Barnes  
 Manager: B. H. Smith

ATTENDANCE SUMMARY  
 GAMES TOT AVG  
 HOME 10 21,669 2,167

1954-55 FRESHMAN BASKETBALL  
 Coach: Bob Prewitt 6-5  
 Tyler JC W 102-85  
 Paris JC W 84-69  
 Tyler JC L 80-93  
 Arlington State W 79-70  
 Lon Morris L 83-107  
 TCU W 73-69  
 Baylor L 77-86  
 Kilgore JC W 81-75  
 TCU L 72-76  
 Baylor W 74-72  
 Lon Morris L 83-92  
 20 - Bill Eldridge - G  
 Peyton Gibner  
 22 - Rick Herrscher - C (captain)  
 Ben James  
 Gary Lockie  
 Bulch Matthews  
 33 - George Moore - F  
 23 - Herschel O'Kelley - F  
 12 - Neal Velvin - G  
 Bob Viels  
 Manager: Richard Musgrave

PLAYERS COACHES OPPONENTS REVIEW

1955-56 E.O. (DOC) HAYES 26-4, 12-0 SWC CHAMPIONS, NCAA FINAL FOUR D1 NORTH TEXAS STATE W 82-67 D3 AUSTIN COLLEGE W 94-56 D6 TEXAS WESLEYAN W 65-42 D9 at Iowa L 62-80 D10 at [20] Minnesota W, ot 82-81 D12 at Wisconsin W 75-62 D17 [18] KANSAS W 81-61 D21 at Kansas L 58-62 D22 at Wichita State W 85-67 D28 Arkansas (N1) W 67-62 D29 Southern Cal (N1) W 70-64 D30 at Rice (N1) W, ot 76-73 J4 RICE\* W 87-65 J7 at Texas\* W 66-63 J10 TEXAS A&M\* W [19] 97-68 J28 TCU\* W [18] 105-64 J31 at Baylor\* W [17] 92-72 F4 at Arkansas\* W [17] 58-53 F7 TEXAS\* W [15] 109-96 F15 at TCU\* W [12] 26-22 F18 at Texas A&M\* W [12] 92-80 F21 BAYLOR\* W [12] 89-68 F25 ARKANSAS\* W [12] 80-72 F28 at Rice\* W [9] 89-75 vs All-Air Force W [9] 88-77 M13 Texas Tech (N2) W [8] 68-67 M16 [17] Houston (N3) W [8] 89-74 M17 [16] Oklahoma City (N3) W [8] 84-63 M22 [1] San Francisco (N4) L [8] 68-86 M23 [13] Temple (N4) W [8] 81-90 N1-SWC Christmas Tourney at Houston, Texas (Autry Court) N2-NCAA West Regional at Wichita, Kan. N3-NCAA West Regional at Lawrence, Kan. N4-NCAA Final Four at Evanston, Ill.

RESULTS RECORD: OVERALL HOME AWAY NEUTRAL

ALL GAMES 26-4 10-0 10-2 6-2 CONFERENCE 12-0 6-0 6-0 NON-CONFERENCE 14-4 4-0 4-2 6-2 # Player GP FG-FGA Pct FT-FTA Pct Reb Avg PF Pts Avg 32 Jim Krebs (Jr.) C 30 228-532 429 118-156 756 299 10.0 77 574 19.1 24 Bobby Mills (Jr.) G 30 116-274 423 158-203 778 67 2.2 43 390 13.0 20 Joel Krog (Sr.) F 30 135-338 399 90-117 769 275 9.2 62 360 12.0 11 Larry Showalter (Jr.) F 30 125-291 430 79-95 832 170 5.7 63 329 11.0 30 Ron Morris (Sr.) G 30 91-196 464 123-151 815 122 4.1 80 305 10.2 15 Rick Herscher (So.) F 30 48-131 366 71-91 780 79 2.6 49 167 5.6 31 Tom Miller (Sr.) C 30 39-71 549 47-69 681 60 2.0 48 125 4.2 45 Bob McGregor (Jr.) F 15 15-25 600 2-7 286 12 13 32 44 Bill Eldridge (So.) G 11 8-20 400 8-12 667 8 7 24 16 Carl Scharffenberger (Sr.) F 16 8-15 533 6-14 429 14 14 22 22 Herschel O'Kelley (So.) F 12 6-18 333 7-11 636 13 9 19 13 George "Pepper" Lee (Sr.) G 13 4-13 308 3-6 500 2 4 11 Others Don Carter - F Oscar Furlong - F TEAM\* 30 1-1 1,000 2 SMU 30 825-1931 427 715-939 761 1202 40.1 471 2365 78.8 Opponents 30 766-2087 367 500-760 658 1164 38.8 540 2032 67.7 \*Two Points Scored by Opposition Assistant Coach: Bob Prewitt Captain: Joel Krog Trainer: Wayne Rudy Manager: Charles W. Logan ATTENDANCE SUMMARY GAMES TOT AVG HOME 11 26,503 2,409

RECORDS HONORS MEDIA INFO

1955-56 FRESHMAN BASKETBALL Coach: Bob Prewitt D5 HENDERSON W 86-64 D7 KILGORE L 70-77 D15 ARLINGTON STATE W 83-63 J9 LON MORRIS W 61-57 J26 at Tyler L 68-89 J28 TCU L 56-57 J31 at Baylor L 55-69 F6 at Kilgore W 68-66 F9 at Lon Morris L 61-66 F13 TYLER W 77-74 F15 at TCU W 74-61 F21 BAYLOR L 52-58 25 - A.C. Black - C 11 - Al Blakes - F 22 - Al Brown - G 44 - Bob Buddendorf - F 31 - John Causbie - C 45 - Aaron Comerochero - G 14 - Tom Floberg - G 10 - Ellis Minton - G 13 - Cecil Murray - G 33 - Don Stewart - F

1956-57 E.O. (DOC) HAYES 22-4, 11-1 SWC CHAMPIONS, NCAA D3 McMURRY W 113-36 D5 OKLAHOMA CITY W 78-62 D8 MINNESOTA W 91-84 D11 WICHITA STATE W [5] 93-70 D15 XAVIER (OHIO) W [5] 92-71 D17 TEXAS TECH W [5] 101-72 D21 at [7] Kentucky (N1) L [4] 67-73 D22 Dayton (N1) W [4] 67-59 D27 TCU (N2) W [7] 74-65 D28 Texas A&M (N2) W [7] 68-46 D29 Arkansas (N2) W [7] 64-60 J2 BAYLOR\* W [4] 79-64 J8 at Texas A&M\* W [4] 62-53 J12 at TCU\* W [4] 79-63 J15 RICE\* W [3] 59-57 J18 at Texas\* L [3] 68-77 F2 ARKANSAS\* W [6] 69-55 F5 at Baylor\* W [4] 83-76 F9 at Texas Tech L [4] 67-68 F12 TEXAS\* W [6] 79-56 F19 TEXAS A&M\* W [6] 71-55 F23 at Rice\* W [6] 75-72 F26 TCU\* W [4] 86-75 M2 at Arkansas\* W [4] 87-59 M15 [2] KANSAS (N3) L, ot [4] 65-73 M16 [10] SAINT LOUIS (N3) W [4] 78-68 N1-Kentucky Invitational at Lexington, Ky. N2-SWC Christmas Tourney at Houston, Texas (Autry Court) N3-NCAA Midwest Regional at Dallas (Moody Coliseum)

RECORD: OVERALL HOME AWAY NEUTRAL ALL GAMES 22-4 13-1 5-3 4-0 CONFERENCE 11-1 6-0 5-1 1-1 NON-CONFERENCE 11-3 7-1 0-2 4-0 # Player GP FG-FGA Pct FT-FTA Pct Reb Avg PF Pts Avg 32 Jim Krebs (Sr.) 26 233-486 479 158-200 790 313 12.0 78 624 24.0 24 Bobby Mills (Sr.) 26 128-299 428 117-156 750 91 3.5 23 373 14.3 15 Rick Herscher (Jr.) 26 118-250 472 78-103 757 186 7.2 59 314 12.1 11 Larry Showalter (Sr.) 26 110-274 401 68-86 791 195 7.5 58 288 11.1 22 Ned Duncan (Jr.) 24 80-238 336 57-80 713 100 4.2 37 217 9.0 45 Bob McGregor (Sr.) 24 46-102 451 44-76 579 122 5.1 37 136 5.7 31 Herschel O'Kelley (Jr.) 13 6-20 300 6-11 545 10 0.8 4 18 1.4 30 Bill Eldridge (Jr.) G 12 6-12 500 5-7 714 3 0.3 4 17 1.4 44 Bob Buddendorf (So.) 7 2-4 500 4-8 500 4 0.6 1 8 1.1 10 Ellis Minton (So.) 10 3-7 429 1-6 167 5 0.5 4 7 0.7 20 Albert Brown (So.) 17 2-14 143 8-11 727 14 0.8 12 12 0.7 33 Bob Knapp (So.) 8 1-8 125 1-2 500 10 1.3 2 3 0.4 SMU 26 735-1714 429 547-746 733 1202 46.2 319 2017 77.6 Opponents 26 660-1674 394 349-526 663 999 38.4 434 1669 64.2 Assistant Coach: Bob Prewitt Captain: Bobby Mills Trainer: Wayne Rudy Manager: BenSmith ATTENDANCE SUMMARY GAMES TOT AVG HOME 12 64,471 5,372

1956-57 FRESHMAN BASKETBALL Coach: Bob Prewitt D3 TYLER JC W 86-74 D5 OKLAHOMA CITY W 97-55 D15 KILGORE JC W 58-57 D17 ARLINGTON STATE W 102-50 J7 at Baylor JC W 57-46 J2 BAYLOR W 90-58 J12 at TCU W 72-64 F5 at Baylor W 73-69 at Lon Morris JC W 84-77 F18 at Tyler JC L 77-79 F21 LON MORRIS JC W 81-76 F26 TCU W 115-74 27 - Carter Creech 31 - Bobby Elder 45 - John Engelman 22 - George Finley 11 - Bobby James 40 - Wilbur Marsh 20 - Kim Nash 14 - Jerry Wolf 12 - Max Williams

1957-58 E.O. (DOC) HAYES 15-10, 9-5 SWC CO-CHAMPIONS (Arkansas) D2 at Minnesota L 52-66 D3 at Iowa L 60-65 D9 HAMLIN W 66-50 D12 at Oklahoma L 58-66 D14 VANDERBILT W 72-58 D16 [3] KENTUCKY W 65-64 D19 AUBURN W 75-65 D26 Texas Tech (N1) L, ot 70-72 D27 Texas A&M (N1) W 59-49 D28 Texas (N1) W 83-75 J4 BAYLOR\* W 63-51 J7 at Rice\* L 74-78 J10 TEXAS\* W 82-68 J13 at Texas Tech\* W 84-80 J17 at Texas A&M\* L 36-44 F1 ARKANSAS\* W 49-46 F8 TCU\* W 84-67 F11 at Arkansas\* L 63-65 F15 at TCU\* L 71-82 F18 RICE\* W 70-59 F22 TEXAS TECH\* W 66-56 F25 at Texas\* W 89-73 M1 TEXAS A&M\* L 42-43 M4 at Baylor\* W 77-52 Arkansas (N2) L 55-61 N1-SWC Christmas Tourney at Houston, Texas (Autry Court) N2-SWC Playoff at Shreveport, La.

RECORD: OVERALL HOME AWAY NEUTRAL ALL GAMES 15-10 10-1 3-7 2-2 CONFERENCE 9-5 6-1 3-4 2-2 NON-CONFERENCE 6-5 4-0 0-3 2-2 # Player GP FG-FGA Pct FT-FTA Pct Reb Avg PF Pts Avg 15 Rick Herscher (Sr.) F 25 166-389 427 106-140 757 184 7.4 50 438 17.5 11 Bobby James (So.) C 25 139-351 396 49-70 700 236 9.4 49 327 13.1 12 Max Williams (So.) G 25 100-254 394 66-87 759 86 3.4 53 266 10.6 25 Wilbur Marsh (So.) G 25 90-215 419 45-79 570 179 7.2 59 225 9.0 22 Ned Duncan (Sr.) F 25 85-200 425 30-53 566 76 3.0 26 200 8.0 24 Kim Nash (So.) G 25 41-104 394 27-44 614 58 2.3 21 109 4.4 20 Albert Brown (Jr.) F 25 30-78 385 14-24 583 67 2.7 22 74 3.0 33 Carter Creech (So.) 15 5-15 333 2-3 667 9 5 12 0.8 10 Ellis Minton (Jr.) 0-0 0-1 000 0 0 0 0 0 0 30 Bill Eldridge (Sr.) G 1-1 1,000 6-8 750 0 1 8 40 Bob Elder (So.) 0-0 0-0 0 0 0 0 0 0 31 Herschel O'Kelley (Sr.) F 1 0-1 000 2-2 1,000 1 1 2 35 John Engelman (So.) 2 2-10 200 0-4 000 5 3 4 SMU 25 659-1618 407 347-519 674 1003 40.1 290 1665 66.6 Opponents 25 656-1804 364 243-376 646 1140 45.6 386 1555 62.2 Assistant Coach: Bob Prewitt Captains: Rick Herscher & Max Williams Trainer: Wayne Rudy Manager: Henry Emil "Jake" Hinrichsen ATTENDANCE SUMMARY GAMES TOT AVG HOME 11 6,231 562.7 SWC HOME 7 7,717

1957-58 FRESHMAN BASKETBALL Coach: Bob Prewitt D9 TYLER JC W 74-53 D11 at Lon Morris L 64-78 D14 KILGORE JC L 59-74 D19 LON MORRIS L 66-81 J8 BAYLOR W 52-44 F5 at North Texas State W 76-56 F8 TCU W 65-61 F13 NORTH TEXAS ST. W 90-56 F15 at TCU W 58-57 F19 at Kilgore JC L 52-80 F27 at Tyler JC W 70-67 M4 at Baylor L 56-60 22 - D. Jansen 31 - J. Kaufmann 15 - B. Smith 45 - Steve Strange - C 24 - D. Thompson 10 - Clay Turner - F 16 - Rich Williams - G 33 - L. Wolf

1958-59 E.O. (DOC) HAYES 16-8, 10-4 D2 at Oklahoma City L 51-74 D6 IOWA W 65-55 D8 WISCONSIN W 81-63 D11 at [2] Kentucky L [18] 60-72 D13 at Vanderbilt W [18] 80-72 D17 OKLAHOMA W [20] 59-51 D20 MINNESOTA W [20] 67-58 D26 Arkansas (N1) W 65-64 D27 TCU (N1) L 64-74 D29 at Rice (N1) L 79-81 J3 TEXAS A&M\* L 63-65 J6 at Texas\* W 73-55 J10 TEXAS TECH\* W 73-59 J13 BAYLOR\* L 53-70 J31 at [19] TCU\* L 60-72 F3 at Arkansas\* W 59-50 F7 RICE\* W 72-54 F10 at Baylor\* W 54-50 F14 at Rice\* W 60-57 F17 TEXAS\* W 78-61 F21 at Texas Tech\* L 64-72 F23 ARKANSAS\* W 56-51 F28 [14] TCU\* W 72-71 M3 at Texas A&M\* W 70-66 N1-SWC Christmas Tourney at Houston, Texas (Autry Court)

RECORD: OVERALL HOME AWAY NEUTRAL ALL GAMES 16-8 9-2 6-4 1-2 CONFERENCE 10-4 5-2 5-2 NON-CONFERENCE 6-4 4-0 1-2 1-2 # Player GP FG-FGA Pct FT-FTA Pct Reb Avg PF Pts Avg 11 Bobby James (Jr.) F 24 150-354 424 85-105 810 240 10.0 49 385 16.0 24 Max Williams (Jr.) G 24 123-304 405 84-107 785 98 4.1 57 330 13.8 25 Wilbur Marsh (Jr.) F 24 111-267 416 73-120 608 207 8.6 61 295 12.3 24 Kim Nash (Jr.) G 24 89-206 432 45-61 738 127 5.3 37 223 9.3 32 Steve Strange (So.) F 24 82-224 366 41-59 695 150 6.3 70 205 8.5 33 Carter Creech (Jr.) G 24 48-132 364 36-46 783 76 3.2 36 132 5.4 15 Bobby Smith (So.) G 9 2-7 286 2-2 1,000 5 0.6 3 6 0.7 10 Ellis Minton (Sr.) G 0 0-3 000 2-3 667 3 0.3 3 2 0.2 40 Bob Elder (Jr.) 4 0-1 000 0-0 0 1 0.3 1 0 0.0 22 Don Jansen (So.) 3 0-3 000 0-0 0 0 0 1 0 0.0 TEAM 24 0-1 0 0-1 0 0 0 2 0 0 SMU 24 605-1502 403 368-504 730 1116 46.5 320 1578 65.8 Opponents 24 609-1631 373 299-440 680 996 41.5 370 1517 63.2 Assistant Coach: Bob Prewitt Captains: Wilbur Marsh & Max Williams Trainer: Wayne Rudy Manager: Henry Emil "Jake" Hinrichsen ATTENDANCE SUMMARY GAMES TOT AVG HOME 11 6,272 570.2 SWC HOME 7 6,801

1958-59 FRESHMAN BASKETBALL Coach: Bob Prewitt D1 TYLER JC W 93-76 D9 KILGORE JC W 84-69 D16 at Lon Morris L 64-70 J9 at Tyler JC W 68-59 J13 BAYLOR W 79-39 J31 at TCU W 89-86 F6 NORTH TEXAS ST. W 101-56 F10 at Baylor W 74-50 F13 at Kilgore JC W 65-62 F19 LON MORRIS W 75-59 F26 at North Texas State W 89-67 F28 TCU W 83-62 15 - J. Hammond S. Jordan 31 - Willie Knickerbocker 16 - J. Larson - G 45 - Jan Loudermilk 24 - Bruce Mills

**1959-60**  
**E.O. (DOC) HAYES** 17-7, 10-4  
 D3 at Minnesota W 73-60  
 D5 at Iowa L 58-89  
 D8 OKLAHOMA CITY W 67-56  
 D12 VANDERBILT W 86-67  
 D15 at Oklahoma L 57-65  
 D18 at Tulane W 86-61  
 D21 GEORGIA TECH W 80-71  
 D28 Texas Tech (N1) W 85-65  
 D29 Arkansas (N1) W 67-56  
 D30 Texas A&M (N1) L 55-58  
 J5 at Texas\* L 56-58  
 J9 TEXAS TECH\* W 49-44  
 J12 at [10] Texas A&M\* W 66-64  
 J15 BAYLOR\* W 73-71  
 F3 at TCU\* W 79-73  
 F6 at Arkansas\* W 72-70  
 F9 RICE\* W 66-52  
 F13 TEXAS\* W 65-69  
 F16 at Rice\* W 75-58  
 F20 TCU\* W 98-67  
 F23 [18] TEXAS A&M\* W 81-53  
 F26 at Baylor\* L 61-68  
 F29 at Texas Tech\* L 69-71  
 M2 ARKANSAS\* W 93-82  
 N1-SWC Christmas Tourney at Houston, Texas (Autry Court)

RECORD:	OVERALL	HOME	AWAY	NEUTRAL
ALL GAMES	17-7	9-1	6-5	2-1
CONFERENCE	10-4	6-1	4-3	
NON-CONFERENCE	7-3	3-0	2-2	2-1

#	Player	GP	FG-FGA	Pct	FT-FTA	Pct	Reb	Avg	PF	Pts	Avg
32	Steve Strange (Jr.) C	24	157-356	.441	100-137	.730	258	10.8	77	414	17.3
12	Max Williams (Sr.) G	24	123-287	.429	98-126	.778	111	4.6	72	344	14.3
25	Wilbur Marsh (Sr.) F	24	104-256	.406	72-107	.673	164	6.8	61	280	11.7
21	Jan Loudermilk (So.) C	24	77-185	.416	80-122	.656	188	7.8	76	234	9.8
24	Kim Nash (Sr.) G	24	84-198	.424	43-56	.768	104	4.3	70	211	8.8
23	Carter Creech (Sr.) F	23	53-136	.390	22-27	.815	67	2.9	30	128	5.6
13	Bruce Mills (So.) G	21	19-51	.373	18-32	.563	19	0.9	22	56	2.7
33	Jim Hammond (So.)	13	10-32	.313	7-11	.636	28	2.2	5	27	2.1
15	Jon Larson (So.) G	13	5-15	.333	0-1	.000	12	0.9	9	10	0.8
10	Steve Jordan (So.)	9	2-8	.250	2-3	.667	12	1.3	11	6	0.7
14	Bobby Smith (Sr.)	9	0-1	.000	5-6	.833	4	0.4	5	5	0.6
22	Winnie Knickerbocker (So.)	9	1-7	.143	0-0	.000	5	0.6	1	2	0.2
SMU		24	635-1532	.414	447-628	.712	1165	48.5	439	1717	71.5
Opponents		24	576-1488	.387	396-598	.662	1027	42.8	450	1548	64.5

Assistant Coach: Bob Prewitt  
 Captains: Carter Creech & Kim Nash  
 Trainer: Wayne Rudy  
 Manager: Bob Sterchi

ATTENDANCE SUMMARY	GAMES	AVG
HOME	10	6,647
SWC HOME	7	7,148

**1959-60 FRESHMAN BASKETBALL**

Coach: Bob Prewitt 8-4  
 Lon Morris W 69-65  
 Kilgore JC W 82-73  
 North Texas L 66-67  
 Baylor W 67-60  
 Tyler JC L 75-86  
 TCU W 64-63  
 Lon Morris L 67-69  
 North Texas W 99-57  
 Tyler JC W 88-77  
 Kilgore JC W 90-74  
 TCU L 64-69  
 Baylor W 71-69

22 - Tommy Borders - G  
 33 - John Driver - F  
 Dennis Ewald  
 Dick Hicks  
 Bob Nussbaumer  
 Paul Peterson  
 31 - Dave Siegmund - C  
 20 - James Thompson  
 24 - John White - G

**1960-61**  
**E.O. (DOC) HAYES** 12-12, 6-8  
 D2 at Oklahoma City L 78-84  
 D6 FLORIDA W 74-64  
 D9 at Georgia Tech L 64-67  
 D10 at Vanderbilt L 64-76  
 D13 OKLAHOMA W 67-61  
 D17 TULANE W 83-67  
 D19 MINNESOTA W 63-60  
 D27 at [8] Saint Louis L 50-74  
 D30 ALABAMA L 84-57  
 J7 TEXAS TECH\* L 68-70  
 J7 at Arkansas\* L 74-76  
 J10 BAYLOR\* W 75-64  
 J14 at TCU\* W 67-64  
 J27 OKLAHOMA CITY W 68-67  
 F1 RICE\* W 65-53  
 F4 at Texas A&M\* L 66-80  
 F7 TEXAS\* W 70-63  
 F11 at Texas Tech\* L 67-68  
 F14 TCU\* W 79-68  
 F18 at Texas\* L 65-71  
 F21 TEXAS A&M\* W 65-61  
 F24 at Rice\* L 62-64  
 F27 ARKANSAS\* L, ot 82-88  
 M2 at Baylor\* L 63-77

RECORD:	OVERALL	HOME	AWAY	NEUTRAL
ALL GAMES	12-12	11-2	1-10	0-0
CONFERENCE	6-8	5-2	1-6	
NON-CONFERENCE	6-4	6-0	0-4	0-0

#	Player	GP	FG-FGA	Pct	FT-FTA	Pct	Reb	Avg	PF	Pts	Avg
32	Steve Strange (Sr.) C	24	181-435	.416	96-146	.658	211	8.8	63	458	19.1
21	Jan Loudermilk (Jr.) F	24	108-261	.414	123-167	.737	191	9.1	72	339	16.1
15	Jon Larson (Jr.) G	24	109-258	.422	64-81	.790	61	2.5	55	282	11.8
33	Jim Hammond (Jr.) F	24	108-229	.472	40-54	.741	171	7.1	40	256	10.7
10	James Thompson (So.) G	24	69-160	.431	66-81	.815	125	5.2	75	204	8.5
24	Steve Jordan (Jr.) F	23	33-107	.308	24-47	.511	119	5.2	29	90	3.9
25	David Siegmund (So.) C	13	7-18	.389	6-12	.500	24	1.8	15	20	1.5
7	Winnie Knickerbocker (Jr.)	7	2-2	1.000	1-2	.500	2	0.3	2	5	0.7
22	Jon White (So.) G	15	1-3	.333	5-12	.417	12	0.8	10	7	0.5
14	Bobby Smith (Sr.)	7	1-5	.200	0-3	.000	2	0.3	1	2	0.3
13	John Driver (So.)	6	0-1	.000	0-0	.000	1	0.2	0	0	0.0
SMU		24	619-1479	.419	425-605	.702	1077	44.9	362	1663	69.3
Opponents		24	650-1618	.402	364-542	.672	1109	46.2	450	1664	69.3

Assistant Coach: Bob Prewitt  
 Captain: Steve Strange  
 Trainer: Eddie Lane  
 Manager: Bob Sterchi

ATTENDANCE SUMMARY	GAMES	AVG
HOME	13	5,002
SWC HOME	7	5,732

**1960-61 FRESHMAN BASKETBALL**

Coach: Bob Prewitt 8-4  
 D1 at Lon Morris JC L 71-89  
 D5 at Tyler JC L 65-117  
 D7 at North Texas State W 80-62  
 D14 KILGORE JC W 49-48  
 J10 BAYLOR W 85-71  
 J14 at TCU W 75-54  
 J30 at Kilgore JC L 83-99  
 F2 LON MORRIS JC W 75-62  
 F6 TYLER JC W 79-77  
 F14 TCU W 91-65  
 F23 NORTH TEXAS ST. W 114-65  
 M2 at Baylor L, ot 73-78

12 - Carroll Albaugh  
 20 - Jim Brockman  
 22 - Frank Bumstead  
 Gary Coker  
 14 - Bob Davis  
 25 - Gene Elmore  
 35 - Tom Hillary  
 32 - Mike Marsh  
 31 - Dave Somerville  
 Manager: Billy Smith

**1961-62**  
**E.O. (DOC) HAYES** 18-7, 11-3  
**SWC CO-CHAMPIONS (Texas Tech)**  
 D1 GEORGIA TECH W 67-55  
 D5 at Oklahoma W 61-52  
 D7 at Nebraska L 60-63  
 D9 at Minnesota L 56-70  
 D12 OKLAHOMA CITY W 83-70  
 D16 at Tulane W 70-75  
 D18 at Alabama W 71-66  
 D21 VANDERBILT W 91-73  
 D29 SAINT LOUIS W 63-53  
 J4 at TCU\* W 70-53  
 J6 BAYLOR\* W 73-60  
 J9 at Arkansas\* W 77-70  
 J12 at Texas A&M\* L 55-75  
 J17 at Oklahoma City W 87-66  
 J30 TEXAS TECH\* L 63-79  
 F3 at Rice\* L 53-61  
 F6 TEXAS\* W, ot 84-82  
 F10 TEXAS A&M\* W 59-54  
 F13 at Texas Tech\* W 68-63  
 F17 RICE\* W 68-63  
 F20 at Texas\* W 69-64  
 F24 TCU\* W 96-86  
 F27 at Baylor\* W 69-52  
 M6 ARKANSAS\* W 84-81  
 M9 Texas Tech (N1) L 67-71  
 N1-SWC Playoff at Fort Worth, Texas

RECORD:	OVERALL	HOME	AWAY	NEUTRAL
ALL GAMES	18-7	10-1	8-5	0-1
CONFERENCE	11-3	6-1	5-2	
NON-CONFERENCE	7-4	4-0	3-3	0-1

#	Player	GP	FG-FGA	Pct	FT-FTA	Pct	Reb	Avg	PF	Pts	Avg
21	Jan Loudermilk (Sr.) F/C	25	160-348	.460	203-239	.849	236	9.4	89	523	20.9
25	David Siegmund (Jr.) C	25	124-272	.456	95-140	.679	151	6.0	51	343	13.7
24	James Thompson (Jr.) G	24	93-196	.474	84-109	.771	116	4.8	78	270	11.3
33	Jim Hammond (Sr.) F	25	87-227	.383	68-83	.819	147	5.9	62	242	9.7
30	Jim Brockman (So.) G	25	36-92	.391	22-27	.815	34	1.4	21	94	3.8
11	Gene Elmore (So.) F/C	23	32-81	.395	17-22	.773	64	2.8	34	81	3.5
32	Mike Marsh (So.)	13	13-29	.448	16-28	.571	21	1.6	16	42	3.2
22	Frank Bumstead (So.) G	25	30-92	.326	18-29	.621	40	1.6	69	78	3.1
10	Steve Jordan (Sr.) F/G	23	20-72	.278	24-34	.706	84	3.7	45	64	2.8
23	Dave Somerville (So.)	11	7-18	.389	3-3	1.000	9	0.8	4	17	1.5
12	Tommy Borders (Jr.)	14	4-17	.235	2-3	.667	5	0.4	6	10	0.7
13	John Driver (Jr.)	4	0-0	.000	0-1	.000	1	0.3	1	0	0.0
SMU		25	606-1444	.420	552-718	.769	1112	44.5	476	1764	70.6
Opponents		25	609-1602	.380	429-636	.675	1092	43.7	536	1647	65.9

Assistant Coach: Bob Prewitt  
 Captain: Jim Hammond  
 Trainer: Eddie Lane  
 Managers: Bill A. Smith & Bob Sterchi

ATTENDANCE SUMMARY	GAMES	AVG
HOME	11	6,665
SWC HOME	7	7,803

**1961-62 FRESHMAN BASKETBALL**

Coach: Bob Prewitt  
 D4 at Lon Morris JC L  
 D13 at Tyler JC L  
 D15 KILGORE JC L  
 J4 at TCU L  
 J6 BAYLOR W  
 J11 NORTH TEXAS ST. L  
 F1 LON MORRIS JC L  
 F7 TYLER JC L  
 F12 at North Texas State L  
 F15 at Kilgore JC L  
 F24 TCU L  
 F27 at Baylor L

33 - G. Dalferes  
 12 - R. Hames  
 31 - R. Merritt  
 H. Pollock  
 14 - R. Reagan  
 32 - Joe Smith - C  
 24 - Bill Ward - F  
 15 - Hank Wendorf - G

**1962-63**  
**E.O. (DOC) HAYES** 12-12, 6-8  
 D1 at Oklahoma City W 55-53  
 D4 OKLAHOMA L 83-96  
 D6 at Georgia Tech L 56-73  
 D8 at Vanderbilt L 62-69  
 D13 LSU W 83-68  
 D15 TULANE W 99-75  
 D17 NORTHWESTERN W 80-75  
 D20 MINNESOTA W 100-80  
 D28 TULSA W 73-71  
 J3 ARKANSAS\* L 71-73  
 J5 at Baylor\* L 58-62  
 J8 TEXAS TECH\* W 70-61  
 J12 TEXAS A&M\* W 71-68  
 J26 OKLAHOMA CITY L, ot 90-94  
 F2 at Rice\* L, ot 72-75  
 F5 TCU\* W 92-80  
 F9 at Texas\* L 62-77  
 F12 at Texas A&M\* L 70-76  
 F16 RICE\* W 89-79  
 F19 at TCU\* W 109-98  
 F23 TEXAS\* L 76-92  
 F26 at Arkansas\* L 79-82  
 M2 BAYLOR\* L 72-73  
 M5 at Texas Tech\* W 88-87

RECORD:	OVERALL	HOME	AWAY	NEUTRAL
ALL GAMES	12-12	9-5	3-7	0-0
CONFERENCE	6-8	4-3	2-5	
NON-CONFERENCE	6-4	5-2	1-2	0-0

#	Player	GP	FG-FGA	Pct	FT-FTA	Pct	Reb	Avg	PF	Pts	Avg
25	David Siegmund (Sr.) C	24	152-297	.512	113-155	.729	164	6.8	63	417	17.4
24	James Thompson (Sr.) G	24	116-242	.479	134-158	.848	128	5.3	88	366	15.3
11	Gene Elmore (Jr.) F/C	22	105-233	.451	57-83	.687	147	6.7	80	267	12.1
32	Jim Smith (So.) C	24	82-183	.448	60-87	.690	140	5.8	59	224	9.3
33	Bill Ward (So.) F	24	55-126	.437	67-96	.698	97	4.0	49	177	7.4
23	Dave Somerville (Jr.) F	22	60-141	.426	21-30	.700	94	4.3	53	141	6.4
30	Jim Brockman (Jr.) G	24	51-137	.372	19-25	.760	32	1.3	35	121	5.0
22	Frank Bumstead (Jr.) G	21	26-83	.313	15-22	.682	36	1.7	36	67	3.2
10	Hank Wendorf (So.) G	20	18-43	.419	13-16	.813	23	1.2	19	49	2.5
13	John Driver (Sr.) F	12	11-24	.458	5-9	.556	15	1.3	3	27	2.3
14	Bob Davis (Jr.) G	7	1-1	.000	2-2	1.000	1	0.1	6	4	0.6
12	Tommy Borders (Sr.) G	6	0-4	.000	0-1	.000	1	0.2	1	0	0.0
SMU		24	677-1514	.447	506-684	.740	1074	44.8	492	1860	77.5
Opponents		24	689-1659	.415	459-645	.712	1097	45.7	508	1837	76.5

Assistant Coach: Bob Prewitt  
 Captains: James Thompson & Dave Siegmund  
 Trainer: Eddie Lane  
 Manager: Bill A. Smith

ATTENDANCE SUMMARY	GAMES	AVG
HOME	14	5,703
SWC HOME	7	6,734

**1962-63 FRESHMAN BASKETBALL**

Coach: Bob Prewitt 3-9  
 Tyler JC L 73-105  
 Kilgore JC L 75-77  
 North Texas State L 55-66  
 Lon Morris JC L 75-83  
 Baylor L 43-54  
 North Texas State L 79-88  
 Lon Morris L 75-79  
 Kilgore JC L 79-85  
 TCU W 82-62  
 Tyler JC W 94-78  
 TCU W 84-75  
 Baylor L 51-70

22 - Bob Bohren  
 40 - Kerry Compton  
 33 - Terry Dammel  
 35 - Dave Fearheller  
 30 - Larry Frager  
 12 - Hugh Hackney  
 24 - Mike Harvey  
 25 - Carroll Hooser  
 20 - Mike Massad  
 31 - John Ramsay  
 14 - Mike Ryan  
 32 - Dave Scherer  
 10 - Jim Shirk  
 Bill Short  
 Manager: A. Haney

## PLAYERS

## COACHES

## OPPONENTS

## REVIEW

## SMU

## RESULTS

## RECORDS

## HONORS

## MEDIA INFO

1963-64	
E.O. (DOC) HAYES	12-12, 8-6
D3 VANDERBILT	L 60-79
D5 at LSU	L 62-66
D7 at Oklahoma	W 63-72
D10 OKLAHOMA CITY	L 90-95
D12 at Iowa	L 70-73
D14 at Northwestern	L 79-88
D17 GEORGIA TECH	W 97-75
D20 AUBURN	W 84-70
D28 STANFORD	L 70-80
J4 TEXAS A&M*	L 61-75
J7 at Baylor*	W 85-65
J11 RICE*	W 79-73
J25 at Oklahoma City	W 79-67
F1 TCU*	W 74-74
F4 at Texas*	W 83-85
F8 TEXAS TECH*	L 71-83
F11 at Arkansas*	L 83-85
F15 at TCU*	W 85-75
F18 TEXAS*	W 82-66
F22 at Texas Tech*	L 83-94
F25 ARKANSAS*	W 86-71
F28 at Texas A&M*	L 70-75
M3 BAYLOR*	W 95-76
M5 at Rice*	L 90-97

RECORD:		OVERALL	HOME	AWAY	NEUTRAL						
ALL GAMES		12-12	7-5	5-7	0-0						
CONFERENCE		8-6	5-2	3-4							
NON-CONFERENCE		4-6	2-3	2-3	0-0						
#	Player	GP	FG-FGA	Pct	FT-FTA	Pct	Reb	Avg	PF	Pts	Avg
11	Gene Elmore (Sr.) F	24	195-448	.435	96-144	.667	279	11.6	78	486	20.3
30	Jim Brockman (Sr.) G	24	126-319	.395	66-83	.795	66	2.8	58	318	13.3
25	Carroll Hooser (So.) F/C	24	122-275	.444	65-94	.691	184	7.7	81	309	12.9
13	John Ramsay (So.) F	17	57-117	.487	11-16	.688	76	4.5	34	125	7.4
33	Bill Ward (Jr.) F	24	51-141	.362	64-83	.771	96	4.0	43	166	6.9
10	Hank Wendorf (Jr.) F	24	51-124	.411	47-59	.797	55	2.3	34	149	6.2
32	Jim Smith (Jr.) C	23	49-123	.398	36-44	.818	99	4.3	46	134	5.8
35	Mike Marsh (Jr.) C	18	31-79	.392	38-50	.760	58	3.2	42	100	5.6
23	Frank Bumstead (Sr.) G	23	25-67	.373	25-32	.781	32	1.4	21	75	3.3
22	Dave Somerville (Sr.) F	13	13-28	.464	2-6	.333	20	1.5	12	28	2.2
14	Bobby Carpenter (Jr.) G	11	9-18	.500	4-6	.667	13	1.2	11	22	2.0
12	Dave Fearheller (So.) F	0									
24	Mike Harvey (So.) F	0									
	SMU	24	729-1739	.419	454-617	.736	1156	48.2	460	1912	79.7
	Opponents	24	727-1670	.435	396-579	.684	1133	47.2	478	1850	77.1
Assistant Coach: Bob Prewitt											
Captain: Gene Elmore											
Trainer: Eddie Lane											
Manager: Bill A. Smith											
						ATTENDANCE SUMMARY					
						GAMES		AVG			
						HOME		12			
						SWC HOME		7			

1963-64 FRESHMAN BASKETBALL	
Coach: Bob Prewitt	9-3
D2 KILGORE JC	W 84-66
D9 at North Texas State	W 76-62
D18 at Tyler JC	W 93-92
J7 at Baylor	W 75-63
J23 at Kilgore JC	L 75-89
F1 TCU	L 75-71
F6 NORTH TEXAS ST.	W 95-79
F13 LON MORRIS JC	W 91-75
F15 at TCU	L 92-110
F24 at Lon Morris JC	L 79-82
F27 TYLER JC	W 112-86
M3 BAYLOR	W 115-98
12 - Charles Beasley - F	
32 - Bob Begert	
Buddy Bridges	
20 - Don Donnelly	
Scott Dykema	
14 - Denny Holman - G	
30 - Sam Howarth	
35 - Bob Jones - G	
24 - Bob Ross	
22 - Andy Smith	
10 - John Stewart	
Manager: R. Manning	

1964-65	
E.O. (DOC) HAYES	17-10, 10-4
SWC CO-CHAMPIONS (Texas), NCAA	
D1 OKLAHOMA CITY	W 89-76
D3 at Georgia Tech	L 75-83
D5 at [6] Vanderbilt	L 67-99
D8 TULSA	L 50-69
D12 LSU	W 98-75
D15 at Oklahoma City	L 72-81
D19 TULANE	W 80-58
D23 MISSOURI	L 78-73
D28 at Memphis State (N1)	L, ot 92-95
D29 [9] Saint Louis (N1)	W 92-79
J5 at Rice*	W 64-62
J9 TEXAS A&M*	W 89-77
J26 at Texas Tech*	L 89-107
J30 TEXAS*	L 79-89
F2 TCU*	W 110-94
F6 at Arkansas*	W 84-76
F9 at Baylor*	W 76-74
F13 TEXAS TECH*	L 72-82
F16 at TCU*	W 96-95
F20 at Texas*	W 73-70
F23 RICE*	W 100-80
F27 BAYLOR*	W 80-70
M2 at Texas A&M*	L 81-94
M4 ARKANSAS*	W 88-75
M8 Texas (N2)	W 80-78
M12 Wichita State (N3)	L 81-86
M13 Houston (N3)	W 89-87
N1-Memphis St. Invitational at Memphis, Tenn.	
N2-SWC Playoff at Waco, Texas	
N3-NCAA Midwest Regional at Manhattan, Kan.	

RECORD:		OVERALL	HOME	AWAY	NEUTRAL						
ALL GAMES		17-10	9-3	5-6	3-1						
CONFERENCE		10-4	5-2	5-2							
NON-CONFERENCE		7-6	4-1	0-4	3-1						
#	Player	GP	FG-FGA	Pct	FT-FTA	Pct	Reb	Avg	PF	Pts	Avg
25	Carroll Hooser (Jr.) F	27	173-347	.499	81-130	.623	265	9.8	98	427	15.8
33	Bill Ward (Sr.) F	27	132-279	.473	130-167	.778	191	7.1	61	394	14.6
23	Charles Beasley (So.) G	27	133-276	.482	79-100	.790	83	3.1	61	345	12.8
11	Bob Begert (So.) G	26	102-220	.464	85-122	.697	167	6.4	64	289	11.1
15	Denny Holman (So.) G	27	83-184	.451	102-142	.718	77	2.9	75	268	9.9
32	Jim Smith (Sr.) C	27	94-261	.360	58-96	.604	176	6.5	60	246	9.1
10	Hank Wendorf (Sr.) G	27	29-86	.337	41-51	.804	47	1.7	41	99	3.7
35	Mike Marsh (Sr.) C	11	9-21	.429	15-21	.714	25	2.3	14	33	3.0
34	Bob Jones (So.) G	20	23-48	.479	7-11	.636	12	0.6	17	53	2.7
14	Bobby Carpenter (Sr.) G	16	18-43	.419	7-9	.778	9	0.6	9	43	2.7
31	John Ramsay (Jr.) C	13	5-12	.417	5-9	.556	12	0.9	10	15	1.2
	SMU	27	801-1777	.451	610-858	.711	1232	45.6	510	2212	81.9
	Opponents	27	857-1921	.446	470-659	.713	1245	46.1	622	2184	80.9
Assistant Coach: Bob Prewitt											
Captains: Jim Smith & Bill Ward											
Trainer: Eddie Lane											
Manager: Russ Manning											
						ATTENDANCE SUMMARY					
						GAMES		AVG			
						HOME		12			
						SWC HOME		7			

1964-65 FRESHMAN BASKETBALL	
Coach: Bob Prewitt	3-9
D2 LON MORRIS JC	L 76-96
D9 KILGORE JC	L 84-97
D12 NORTH TEXAS ST.	W 73-67
D14 at Kilgore JC	L 73-114
D18 at North Texas State	W 68-65
J25 TYLER JC	L 74-106
J28 at Lon Morris JC	L 65-70
F2 TCU	L 72-79
F9 at Baylor	L 61-62
F16 at TCU	L 87-101
F18 at Tyler JC	L 94-101
F27 BAYLOR	W 81-69
35 - Bill Darrough	
11 - Greg Emrick	
Bob Forster	
33 - Randy Henry	
31 - John Higginbotham	
14 - Tom Hummel	
22 - Roby Morris	
12 - Bill Rainer	
32 - Stan Slaughter	
10 - Bruce Sparling	
Manager: Larry Bender	
Manager: Roy Hohl	

1965-66	
E.O. (DOC) HAYES	17-9, 11-3
SWC CHAMPIONS, NCAA	
D2 at Oklahoma City	L 90-97
D4 GEORGIA TECH	W 83-73
D7 OKLAHOMA	W 97-78
D10 at LSU	L 88-91
D11 at Tulane	W 78-69
D14 OKLAHOMA CITY	W 92-81
D17 Western Kentucky (N1)	L 68-82
D18 Army (N1)	L 51-64
D21 CENTENARY	L 81-87
D30 CONNECTICUT	W 80-66
J4 at Texas A&M*	L 78-85
J8 TEXAS*	W 99-78
J22 at Texas Tech*	L 83-100
J29 TCU*	L 89-97
F2 at Arkansas*	W 75-74
F5 RICE*	W 112-89
F8 BAYLOR*	W 95-65
F11 at Rice*	W 99-79
F15 at Baylor*	W 68-66
F19 ARKANSAS*	W 67-66
F22 TEXAS A&M*	W 82-65
F26 at Texas*	W 71-69
F28 at TCU*	W, ot 100-96
M3 TEXAS TECH*	W 99-89
M11 [4] Kansas (N2)	L 90-96
M12 [7] Cincinnati (N2)	W 89-84
N1-Vanderbilt Invitational at Nashville, Tenn.	
N2-NCAA Midwest Regional at Lubbock, Texas	

RECORD:		OVERALL	HOME	AWAY	NEUTRAL						
ALL GAMES		17-9	10-2	6-4	1-3						
CONFERENCE		11-3	6-1	5-2							
NON-CONFERENCE		6-6	4-1	1-2	1-3						
#	Player	GP	FG-FGA	Pct	FT-FTA	Pct	Reb	Avg	PF	Pts	Avg
25	Carroll Hooser (Sr.) C	24	186-350	.531	111-146	.760	238	9.9	89	483	20.1
23	Charles Beasley (Jr.) F	26	174-348	.500	137-158	.867	148	5.7	62	485	18.7
15	Denny Holman (Jr.) G	22	112-221	.507	74-97	.763	109	5.0	56	298	13.5
11	Bob Begert (Jr.) F	26	122-247	.494	89-136	.654	198	7.6	87	333	12.8
34	Bob Jones (Jr.) G	26	76-171	.444	35-39	.897	38	1.5	44	187	7.2
35	John Higginbotham (So.) C	26	69-156	.442	46-63	.730	103	4.0	47	184	7.1
31	John Ramsay (Sr.) C	26	62-131	.473	30-44	.682	102	3.9	47	154	5.9
24	Mike Harvey (Sr.) G	9	6-20	.300	10-12	.833	13	1.4	6	22	2.4
33	Stan Slaughter (So.) F	12	9-20	.450	2-3	.667	12	1.0	4	20	1.7
10	Bill Rainer (So.) G	16	4-15	.267	6-13	.462	19	1.2	11	14	0.9
22	Roby Morris (So.)	6	1-2	.500	2-3	.667	0	0.0	0	4	0.7
	SMU	26	821-1681	.488	542-714	.759	1154	44.4	453	2184	84.0
	Opponents	26	814-1895	.430	438-618	.709	1134	43.6	534	2066	79.5
Assistant Coach: Bob Prewitt											
Captain: Carroll Hooser											
Trainer: Eddie Lane											
Manager: Larry Bender											
						ATTENDANCE SUMMARY					
						GAMES		AVG			
						HOME		12			
						SWC HOME		7			

1965-66 FRESHMAN BASKETBALL	
Coach: Bob Prewitt	5-3
D3 KILGORE JC	W 90-82
D6 at Lon Morris JC	L 82-105
D8 NORTH TEXAS ST.	W 95-79
D13 at Tyler JC	L 98-104
J29 TCU	W 105-92
F4 TYLER JC	W 104-93
F8 BAYLOR	W 110-79
F10 at Kilgore JC	L 90-101
F15 at Baylor	L 84-88
F17 LON MORRIS JC	W 105-97
F23 at North Texas State	L 55-59
F28 at TCU	W 82-65
E. Gilkerson	
22 - Bob Haines	
15 - Tim Haines	
24 - Steve Haley	
33 - Frank Harper	
12 - Don Jones	
25 - Lynn Phillips	
44 - Gary Sibley	
31 - Woody Taliaferro	
40 - Bill Voight	
14 - Jack Wiley	
Manager: R. Saxbe	

1966-67	
E.O. (DOC) HAYES	20-6, 12-2
SWC CHAMPIONS, NCAA	
D1 at Georgia Tech	L 70-87
D3 at Vanderbilt	L 76-89
D6 OKLAHOMA CITY	L 81-78
D10 UTEP	L 62-71
D12 HAWAII	W 92-72
D17 MIDWESTERN	W 89-74
D22 TEXAS-ARLINGTON	W 101-82
D29 Drake (N1)	W, 2ot 84-81
D30 SIU-Carbondale (N1)	W 66-64
J3 at Baylor*	W 85-83
J7 TEXAS A&M*	W, ot 80-67
J10 at Texas*	L 73-82
J14 RICE*	W 84-76
J17 at Arkansas*	W 69-59
J25 at Oklahoma City	W 92-82
J31 TCU*	W 89-88
F4 at Texas Tech*	W 91-75
F11 BAYLOR*	W 94-88
F14 TEXAS TECH*	L 74-82
F18 at TCU*	W 85-83
F21 ARKANSAS*	W 69-66
F25 at Rice*	W 85-84
F28 at Texas A&M*	W 85-71
M2 TEXAS*	W 92-83
M17 [2] Louisville (N2)	W 83-81
M18 [7] Houston (N2)	L 75-83
N1-Sun Bowl Classic at El Paso, Texas	
N2-NCAA Midwest Regional at Lawrence, Kan.	

RECORD:		OVERALL	HOME	AWAY	NEUTRAL								
ALL GAMES		20-6	10-2	7-3	3-1								
CONFERENCE		12-2	6-1	6-1									
NON-CONFERENCE		8-4	4-1	1-2	3-1								
#	Player	GP	Min	Avg	FG-FGA	Pct	FT-FTA	Pct	Reb	Avg	PF	Pts	Avg
15	Denny Holman (Sr.)	25			146-306	.477	121-149	.812	108	4.3	62	413	16.5
23	Charles Beasley (Sr.)	25			160-332	.482	54-64	.844	118	4.7	49	374	15.0
25	Lynn Phillips (So.)	26			127-249	.510	113-191	.592	244	9.4	80	367	14.1
11	Bob Begert (Sr.)	25			124-242	.512	82-99	.828	174	7.0	80	330	13.2
40	Bill Voight (So.)	26			119-221	.538	56-75	.747	114	4.4	55		

**1967-68**

**BOB PREWITT** 6-18, 5-9

D2 GEORGIA TECH L 74-77

D4 [9] VANDERBILT L,ot 84-88

D6 OKLAHOMA CITY L 73-90

D9 at Wisconsin L 82-120

D11 at Notre Dame L 59-79

D20 DENVER L 81-86

D23 ARMY L 66-70

D28 CALIFORNIA (N1) L 84-88

D29 [3] INDIANA (N1) W 91-84

J3 BAYLOR\* L 66-76

J6 at Texas \* L 80-84

J9 at Rice\* L 71-73

J13 TEXAS A&M\* W 78-77

J23 at Oklahoma City L 82-93

J27 at Texas Tech\* L 78-86

F3 ARKANSAS\* L 68-70

F6 at TCU\* L 64-91

F10 TEXAS TECH\* W 85-68

F13 TCU\* W 70-63

F17 at Arkansas\* W 95-87

F20 at Baylor\* W 70-63

F24 TEXAS\* L 72-83

F27 RICE\* L 75-76

M1 at Texas A&M\* L 80-85

N1-All-Sports Assoc. Tournament at Dallas

**RECORD:** OVERALL 6-18 HOME 4-10 AWAY 2-8 NEUTRAL 0-0

ALL GAMES 6-18

CONFERENCE 5-9

NON-CONFERENCE 1-9

# Player GP FG-FGA Pct FT-FTA Pct Reb Avg PF FO Pts Avg

25 Lynn Phillips (Jr.) 24 164-325 .505 130-182 .714 187 7.8 72 2 458 19.1

40 Bill Voight (Jr.) 24 174-386 .451 89-126 .706 211 8.8 56 1 437 18.2

44 Gary Sibley (Sr.) 24 93-220 .423 105-128 .820 78 3.3 64 2 291 12.1

35 John Higginbotham (Sr.) 24 92-205 .449 68-90 .756 142 5.9 65 2 252 10.5

33 Woody Tallaferro (So.) 23 70-174 .402 36-49 .735 73 3.2 66 4 176 7.7

15 Gary Hawkins (So.) 20 32-79 .405 29-39 .744 29 1.5 19 1 93 4.7

34 Bobby Harrison (So.) 19 25-71 .352 13-21 .619 29 1.5 32 0 63 3.3

32 Don Berg (So.) 18 17-32 .531 7-12 .583 34 1.9 22 0 41 2.3

12 Don Jones (So.) 12 7-26 .269 3-8 .375 21 1.8 18 0 17 1.4

22 Roby Morris (Sr.) 3 0-1 .000 0-0 1 0.3 1 0 0 0.0

11 Gib Meadows (So.) 3 0-4 .000 0-0 0 0.0 0 0 0 0.0

SMU 24 674-1523 .443 480-655 .733 951 39.6 415 12 1828 76.2

Opponents 24 789-1675 .471 379-522 .726 1102 45.9 498 22 1957 81.5

Associate Coach: E.O. "Doc" Hayes

Captains: John Higginbotham & Lynn Phillips

Trainer: Eddie Lane

Manager: Larry Bender & Roy Hohl

**ATTENDANCE SUMMARY**

GAMES 14 AVG 3,107

HOME 7 3,919

SWC HOME

**1967-68 FRESHMAN BASKETBALL**

Coach: Rick Herrscher 5-7

D5 LON MORRIS JC L 91-93

D7 at Kilgore JC L 104-127

D9 TYLER JC L 97-124

D11 KILGORE JC L 104-109

J29 at Lon Morris JC L 110-106

J31 BAYLOR W 81-92

F6 at TCU W 99-83

F8 CHRISTIAN COL SW W 110-81

F13 TCU W 87-72

F20 at Baylor W 102-86

F22 CHRISTIAN COL SW L 81-94

F26 at Tyler JC L 91-121

Bob Baxter - G

Scott Broyles - F

Larry Delzell - G

Craig Henderson - G

Dave Holley - F

Danny Horan - G

Jeff Markle - F

Don Maudlin - G

Doug Mitchell - G

Dave Morris - C

Leonard Paton - G

Eric Plautsch - G

Gene Phillips - F

Mike Woomer - G

**1968-69**

**BOB PREWITT** 12-12, 8-6

D2 at [13] Vanderbilt L 94-97

D3 at Georgia Tech L 59-87

D7 at [17] Western Kentucky L 79-92

D9 at SIU-Carbondale W 81-70

D11 LOUISVILLE L 73-79

D23 YALE W 82-78

D27 MISSISSIPPI (N1) W 94-70

D28 DRAKE (N1) L 81-86

J4 at TCU\* W 81-78

J7 at Baylor\* W 67-69

J11 TEXAS\* W 68-62

J14 TEXAS A&M\* L,ot 75-76

J18 at Rice\* W 101-80

J20 at Oklahoma City L 74-96

J25 OKLAHOMA CITY W 103-84

F1 TEXAS TECH\* W 87-77

F8 ARKANSAS W 84-69

F11 at Texas Tech\* W 84-65

F15 Arkansas\* (N2) W 76-68

F18 TCU\* L,ot 84-87

F22 BAYLOR\* L,ot 78-90

F25 at Texas\* W 71-69

F28 at Texas A&M\* L 98-119

M4 RICE\* L 90-96

N1-All-Sports Assoc. Tournament at Dallas

N2-At Little Rock, Ark.

**RECORD:** OVERALL 12-12 HOME 6-6 AWAY 5-6 NEUTRAL 1-0

ALL GAMES 12-12

CONFERENCE 8-6

NON-CONFERENCE 4-6

# Player GP FG-FGA Pct FT-FTA Pct Reb Avg PF FO Pts Avg

23 Gene Phillips (So.) 24 191-420 .455 128-167 .766 163 6.8 76 6 510 21.3

40 Bill Voight (Sr.) 24 188-412 .456 105-143 .734 255 10.6 69 0 481 20.0

25 Lynn Phillips (Sr.) 24 134-286 .469 105-166 .633 238 9.9 82 4 373 15.5

44 Gary Sibley (Sr.) 24 71-202 .351 73-93 .785 78 3.3 56 2 215 9.0

32 Don Berg (Jr.) 23 64-125 .512 27-38 .711 91 4.0 54 4 155 6.7

34 Bobby Harrison (Jr.) 22 54-120 .450 23-37 .622 48 2.2 46 4 131 6.0

33 Woody Tallaferro (Jr.) 20 24-66 .364 13-18 .722 45 2.3 24 0 61 3.1

15 Gary Hawkins (Jr.) 20 11-39 .282 4-13 .308 15 0.8 9 0 26 1.3

11 Gib Meadows (Jr.) 9 3-11 .273 0-0 6 0.7 4 0 6 0.7

35 Dave Morris (So.) 8 2-5 .400 0-0 3 0.4 0 0 4 0.5

SMU 24 742-1686 .440 478-675 .708 1102 45.9 420 20 1962 81.8

Opponents 24 790-1767 .447 362-539 .672 1193 49.7 514 26 1942 80.9

Associate Coach: E.O. "Doc" Hayes

Captain: Lynn Phillips

Trainer: Eddie Lane

Manager: Rusty Hedges

**ATTENDANCE SUMMARY**

GAMES 12 AVG 4,238

HOME 7 5,795

SWC HOME

**1968-69 FRESHMAN BASKETBALL**

Coaches: Bob Begert & Bob Jones 2-10

D2 LON MORRIS JC L 79-91

D5 KILGORE JC L 92-103

D7 at TCU W 84-76

D9 at Kilgore JC L 83-101

J28 ta Tyler JC L 74-130

J30 CHRISTIAN COL SW L 87-120

F4 TYLER JC L 78-103

F10 at Baylor L 65-67

F13 CHRISTIAN COL SW L 97-98

F15 at Lon Morris JC L 63-86

F18 TCU W 63-53

F22 BAYLOR L 70-75

Neil Bickley - G

Joe Cordill - G

Greg Klein - G

David Miller - C/F

Herb Miller - F

Ronnie Morgan - F

Stephen Nichols - G

Steve Putnam - C/F

Bobby Rollings - G

David Shudlick - G

Tag Webb - F

**1969-70**

**BOB PREWITT** 5-19, 4-10

D3 at Oklahoma City L 74-99

D6 WISCONSIN L 76-78

D8 VANDERBILT L,ot 99-104

D10 GEORGIA TECH W 77-66

D19 at Kansas (N1) L 77-89

D20 Texas-El Paso (N1) L 69-73

D27 at Texas-El Paso L 82-86

D29 at [14] Louisville L 79-105

J8 at SW Louisiana L 76-78

J13 OKLAHOMA CITY L 92-94

J17 TCU\* W 86-84

J20 at Texas Tech\* L 60-90

J24 RICE\* L 75-77

J27 TEXAS\* L 83-96

J31 at Texas A&M\* W 74-84

F3 at Baylor\* L,ot 81-83

F7 ARKANSAS\* W 76-75

F10 at Rice\* L 63-66

F14 at Arkansas\* L 72-88

F17 BAYLOR\* W 70-66

F21 TEXAS A&M\* L 81-84

F24 at TCU\* L 93-102

F28 TEXAS TECH\* W 85-80

M3 at Texas\* L 74-85

N1-Jayhawk Classic at Lawrence, Kan.

**RECORD:** OVERALL 5-19 HOME 5-6 AWAY 0-12 NEUTRAL 0-1

ALL GAMES 5-19

CONFERENCE 4-10

NON-CONFERENCE 1-9

# Player GP FG-FGA Pct FT-FTA Pct Reb Avg PF FO Pts Avg

23 Gene Phillips (Jr.) 24 243-543 .448 199-241 .826 195 8.1 77 3 685 28.5

34 Bobby Harrison (Sr.) 24 122-284 .430 46-71 .648 79 3.3 45 1 290 12.1

42 David Miller (So.) 24 90-191 .471 37-46 .804 158 6.6 76 2 217 9.0

32 Don Berg (Sr.) 24 78-184 .424 29-53 .547 149 6.2 62 0 185 7.7

33 Woody Tallaferro (Sr.) 22 51-126 .405 31-48 .646 72 3.3 52 1 133 6.1

13 Bobby Rollings (So.) 22 39-87 .448 33-49 .673 38 1.7 48 4 111 5.0

25 Steve Putnam (So.) 21 29-62 .468 16-26 .615 58 2.8 35 0 74 3.5

10 Larry Delzell (So.) 20 40-105 .381 14-20 .700 32 1.6 20 0 94 4.7

15 Gary Hawkins (So.) 20 23-60 .383 21-26 .808 31 1.6 21 0 67 3.4

11 Gib Meadows (Sr.) 7 4-15 .267 2-6 .333 7 1.0 6 0 10 1.4

35 Dave Morris (Jr.) 7 2-6 .333 3-5 .600 2 0.3 3 0 7 1.0

31 Scott Broyles (Jr.) 5 1-2 .500 0-3 .000 1 0.2 1 0 2 0.4

SMU 24 722-1665 .434 431-594 .726 968 40.3 446 11 1875 78.1

Opponents 24 797-1662 .480 438-607 .722 1177 49.0 468 19 2032 84.7

Assistant Coach: Mike Pinkham

Captain: Don Berg

Trainer: Eddie Lane

Student Trainer: Gary Jaffa

Managers: Rusty Hedges & Amon Jefferson

**ATTENDANCE SUMMARY**

GAMES 11 AVG 4,482

HOME 7 5,472

SWC HOME

**1969-70 FRESHMAN BASKETBALL**

Coach: Mike Pinkam 1-11

D1 LON MORRIS JC L 68-78

D5 at Kilgore JC L 67-94

D11 TYLER JC L 85-100

J17 TCU L 67-68

J22 CHRISTIAN COL SW L 71-82

F3 at Baylor L 60-62

F5 KILGORE JC L 67-71

F9 at Lon Morris L 74-80

F11 at Tyler L 62-101

F17 BAYLOR W 85-73

F19 CHRISTIAN COL SW L 70-71

F24 at TCU L 73-84

22 - Dirk Anderson - G

33 - Kevin Cummings - F/C

13 - Jon Dooley

44 - Rick Fleetwood - G

34 - Craig Heap - F

40 - James Howard - G

24 - Rick Hunter - F/G

11 - Clayton Korver - C

12 - Philip Morgan - G

23 - Charles League - G

32 - Jack Trout - F/C

Assistant Coach: Bob Begert

Assistant Coach: Bob Jones

Manager: Rusty Hedges

Manager: David Jones

**1970-71**

**BOB PREWITT** 16-10, 8-6

D1 AUSTIN COLLEGE W 105-78

D2 at Georgia Tech L 77-91

D5 WICHITA STATE W 95-85

D8 at Oklahoma City W 91-74

D12 NEBRASKA W 80-75

D18 Clemson (N1) L 51-67

D19 St. John's (N1) L 80-95

D30 [17] LOUISVILLE L 85-97

J4 at Creighton W 97-95

J11 DALLAS BAPTIST W 88-63

J13 McMURRY W 92-75

J14 OKLAHOMA CITY W 88-80

J19 at Rice\* L 67-78

J23 BAYLOR\* W 96-86

J26 at TCU\* L 85-93

J30 ARKANSAS\* (TV) W 90-88

F2 at Texas A&M\* W 89-83

F6 TEXAS\* L 83-84

F9 TEXAS TECH\* W 93-91

F13 at Arkansas\* (TV) W 112-95

F16 TEXAS A&M\* W 85-78

F20 at Baylor\* L 79-112

F23 RICE\* W 95-87

F27 at Texas Tech\* L 91-103

M2 at Texas\* L 88-96

M6 TCU\* W 79-78

N1-Vanderbilt Invitational at Nashville, Tenn.

**RECORD:** OVERALL 16-10 HOME 13-2 AWAY 3-6 NEUTRAL 0-2

ALL GAMES 16-10

CONFERENCE 8-6

NON-CONFERENCE 8-4

# Player GP FG-FGA Pct FT-FTA Pct Reb Avg PF FO Pts Avg

23 Gene Phillips (Sr.) 26 262-603 .434 213-252 .845 196 7.5 71 1 737 28.3

10 Larry Delzell (Jr.) 25 150-333 .450 115-140 .821 114 4.6 55 0 415 16.6

13 Bobby Rollings (Jr.) 26 169-339 .499 90-111 .811 101 3.9 72 5 428 16.5

33 Jack Trout (So.) 24 70-123 .569 42-64 .656 126 5.3 43 0 182 7.6

25 Steve Putnam (Jr.) 25 80-167 .479 25-48 .521 187 7.5 69 4 185 7.4

42 David Miller (Jr.) 23 74-178 .416 26-34 .765 131 5.7 63 1 174 7.6

35 Clayton Korver (So.) 24 29-66 .439 28-44 .636 139 5.8 88 8 86 3.6

15 Rick Fleetwood (So.) 19 9-30 .300 6-8 .750 15 0.8 14 0 24 1.3

31 Scott Broyles (Sr.) 6 5-12 .417 3-4 .750 9 1.5 147 0 13 2.2

32 Craig Heap (So.) 8 2-11 .182 2-4 .500 5 0.6 3 0 6 0.8

34 James Howard (So.) 6 5-11 .455 2-6 .333 9 1.5 5 0 12 2.0

12 Joe Redfern (Jr.) 6 2-8 .250 0-4 .000 3 0.5 5 0 4 0.7

SMU 26 857-1881 .456 552-719 .768 1193 45.9 635 19 2266 87.2

Opponents 26 889-1926 .462 451-664 .679 1251 48.1 590 21 2229 85.7

Assistant Coach: Mike Pinkham

Captain: Gene Phillips

Trainer: Eddie Lane

Student Trainer: Gary Jaffa

Manager: Amon Jefferson

**ATTENDANCE SUMMARY**

GAMES 15 AVG 5,234

HOME 7 7,109

SWC HOME

**1970-71 FRESHMAN BASKETBALL**

Coach: Mike Pinkam 12-4

D1 CHRISTIAN COL SW W 86-79

D5 Texas-Arlington W 125-63

D7 CHRISTIAN COL SW W 97-70

D12 HILL COUNTY JC W 121-104

at Rice L 66-91

J23 BAYLOR W 93-89

J26 at TCU W 102-98

J30 ANGELINA JC W 122-86

F8 TEXAS W 88-80

F8 at Texas-Arlington L 93-104

TEXAS TECH W 98-90

F16 HENDERSON CO. JC W 115-112

F20 at Baylor L 96-102

F23 LON MORRIS JC W 87-81

at Texas L 93-114

M6 TCU W 102-92

13 - Rick Billik - G

22 - Joe Galindo - G

33 - John Goodwin - F

44 - Mike Holyfield - C

24 - Denny Pertle - F

32 - Tom Redford - F

11 - Tim Stare - C

23 - Zach Theil - G

40 - John Tuszynski - F

10 - Bob Wright - F

Assistant Coach: Bob Begert

Assistant Coach: Lynn Phillips

Trainer: Gary Jaffa

Manager: Marvin Crane

1971-72 BOB PREWITT 16-11, 10-4 SWC CO-CHAMPIONS (Texas) D2 VANDERBILT W 89-79 D4 AUSTIN COLLEGE W 110-69 D8 at Oklahoma City L 87-102 D10 at Wichita State L 79-91 D11 at Nebraska L 76-84 D18 GEORGIA TECH W 93-70 D22 at [19] Louisville L 62-96 D27 Loyola (Ill.) (N1) L 78-102 D29 Yale (N1) W 81-80 J4 OKLAHOMA W, ot 96-92 J8 DALLAS BAPTIST W 100-81 J10 OKLAHOMA CITY L 88-97 J15 at Texas A&M \* W 71-79 J22 TCU \* W 81-71 J25 ARKANSAS \* W 85-71 J29 at Texas Tech \* W 85-69 F1 TEXAS \* W 85-80 F5 BAYLOR \* (TV) W 74-70 F8 at Rice \* W 74-65 F12 TEXAS A&M \* W 75-71 F15 at TCU \* L 84-93 F19 at Arkansas \* L 74-88 F22 TEXAS TECH \* W 87-73 F26 at Texas \* (TV) L 81-93 F29 RICE \* W 78-69 M4 at Baylor \* W 96-87 M7 Texas (N2) L, ot 89-91 N1-St. Louis Invitational at St. Louis, Mo. N2-SWC Playoff at Waco, Texas

RECORD: OVERALL 16-11 HOME 12-1 AWAY 3-8 NEUTRAL 1-2 ALL GAMES CONFERENCE 10-4 7-0 3-4 NON-CONFERENCE 6-7 5-1 0-4 # Player GP FG-FGA Pct FT-FTA Pct Reb Avg PF FO A Pts Avg 14 Ruben Triplett (Jr.) 27 182-436 .417 127-199 .638 292 10.8 90 5 28 491 18.2 10 Larry Delzell (Sr.) 27 116-271 428 100-118 847 80 3.0 63 1 61 332 12.3 13 Bobby Rollings (Sr.) 26 118-239 494 59-76 776 81 3.1 78 2 67 295 11.3 42 David Miller (Sr.) 27 120-267 449 48-66 727 139 5.1 63 1 21 288 10.7 23 Zachary Theil (So.) 27 103-239 431 65-99 657 50 1.9 68 0 93 271 10.0 35 Clayton Korver (Sr.) 26 58-86 674 62-92 674 151 5.8 95 9 30 178 6.8 21 Richard Billik (So.) 25 41-106 387 55-72 764 48 1.9 42 0 13 137 5.5 31 John Tuszynski (So.) 19 39-97 402 26-56 464 74 3.9 33 0 20 104 5.5 33 Jack Trout (Jr.) 26 39-63 619 33-53 623 85 3.3 33 0 16 111 4.3 25 Steve Putnam (Sr.) 11 13-30 433 9-12 750 27 2.5 15 0 6 35 3.2 12 Dennis Pertle (So.) 5 1-5 200 2-2 1000 6 1.2 2 0 0 4 0.8 15 Rick Fleetwood (Jr.) 6 1-4 250 2-4 500 5 0.8 4 0 1 4 0.7 SMU 27 831-1843 451 588-849 693 1196 44.3 586 18 356 2250 83.3 Opponents 27 837-1873 447 539-766 704 1339 49.6 630 33 341 2213 82.0

1971-72 FRESHMAN BASKETBALL Coach: Mike Pinkam 10-6 D2 PARIS JC L 70-78 D4 NAVARRO JC W 103-77 D6 at Texas A&M L 82-100 D18 LON MORRIS JC L 62-85 J22 TCU W 85-79 J29 at Texas Tech L 80-95 F1 TEXAS W 76-74 F5 BAYLOR W 108-88 F9 vs. Arkansas W 87-82 F12 TEXAS A&M L 92-101 F15 at TCU W, ot 102-101 F17 ANGELINA JC W 106-87 F23 HILL COUNTY JC W 117-99 F26 at Texas L 67-80 F29 RICE W 88-83 M4 at Baylor W 113-91 34 - Rusty Bourquein 40 - Ben Catterlin 13 - Dub Crook Gene Gorman 22 - Mike Hanks 11 - Jay Hollyman 10 - Mark Hughston 44 - Mike Lanham 33 - Bill Marcellus 23 - Jimmy Murphy 12 - Allen Wagner 32 - Danny Willis Asst. Coaches: Leo Kinlund & Lynn Phillips Trainer: Gary Jaffa Manager: Robert Lobelson

Assistant Coaches: Mike Pinkam & Neal Kinlund Graduate Assistant Coach: Lynn Phillips Captain: Bobby Rollings Trainer: Eddie Lane Student Trainer: Gary Jaffa Manager: Joe Alexander Parks ATTENDANCE SUMMARY GAMES AVG HOME 13 5,881 SWC HOME 7 7,505

1972-73 BOB PREWITT 10-15, 7-7 D1 Louisiana Tech (N1) L 87-92 D2 Houston Baptist (N1) W 78-75 D4 at Vanderbilt L 78-98 D9 OKLAHOMA CITY W 106-83 D12 at Oklahoma City L 77-85 D28 at UTEP (N2) L 55-71 D29 [13] Houston (N2) L 102-115 J2 DALLAS BAPTIST W 97-72 J6 at Oklahoma L 68-84 J8 [7] MISSOURI L 73-74 J10 [17] KANSAS STATE L 55-57 J13 at Texas Tech \* L, ot 76-80 J20 RICE \* W 79-77 J23 TCU \* W 104-71 J27 at Baylor \* (TV) W 81-69 J30 ARKANSAS \* W 110-94 F3 at Texas W 82-75 F6 TEXAS A&M \* W, ot 64-62 F10 TEXAS TECH \* L 59-64 F13 at Rice \* W 79-68 F17 at TCU \* L 76-80 F24 BAYLOR \* L 82-84 F24 at Arkansas \* (TV) L 96-103 F27 at Texas A&M L 75-78 M3 TEXAS \* (TV) L 77-83 N1-Shreveport Invitational at Shreveport, La. N2-Sun Bowl Classic at El Paso, Texas

RECORD: OVERALL 10-15 HOME 6-5 AWAY 3-8 NEUTRAL 1-2 ALL GAMES CONFERENCE 7-7 4-3 3-4 NON-CONFERENCE 3-8 2-2 0-4 # Player GP FG-FGA Pct FT-FTA Pct Reb Avg PF FO A Pts Avg 25 Sammy Hervey (Jr.) 25 219-473 463 99-143 692 240 9.6 80 3 46 537 21.5 32 Ira Terrell (Fr.) 25 219-383 572 46-96 479 352 14.1 71 1 43 484 19.4 23 Zachary Theil (Jr.) 24 112-260 431 56-76 737 55 2.3 73 1 144 280 11.7 14 Ruben Triplett (Sr.) 24 117-285 411 34-55 618 166 6.9 88 8 34 268 11.2 21 Richard Billik (Jr.) 25 88-195 451 36-56 643 66 2.6 66 4 57 212 8.5 13 James Murphy (So.) 23 49-110 445 19-37 514 74 3.2 47 2 48 117 5.1 15 Rick Fleetwood (Sr.) 15 2-5 400 0-0 1 1.0 0 0 0 4 4.0 30 Joe Galindo (So.) 15 15-31 484 1-2 500 7 0.5 17 0 12 31 2.1 11 Russell Bourquein (So.) 22 13-44 295 17-24 708 58 2.6 34 2 12 43 2.0 42 Jeff Cummings (Fr.) 3 3-10 300 0-0 12 4.0 3 0 1 6 2.0 34 Micheal Holyfield (Jr.) 1 0-1 000 2-4 500 72 72.0 1 0 0 2 2.0 33 Bill Marcellus (So.) 10 9-24 375 1-2 500 7 0.7 14 0 11 19 1.9 8 Clayton Korver (Sr.) 8 3-8 375 7-14 500 21 2.6 25 2 13 16 2.0 SMU 25 849-1829 464 318-509 625 1216 48.6 519 21 410 2016 80.6 Opponents 25 814-1844 441 366-523 700 1154 46.2 515 17 323 1994 79.8

1972-73 JV BASKETBALL Coach: Mike Pinkam 10-5 D7 at Kilgore JC L 112-120 D9 TEXAS-ARLINGTON W 113-60 D9 HILL COUNTY JC W 110-90 D12 RICHLAND JC W 90-83 J8 KILGORE JC L 97-99 J23 TCU W 81-76 vs. Mountain View JC W 118-103 J27 at Baylor W 78-69 J30 McLENNAN JC L 71-86 F3 at Texas W 90-76 F12 at Texas-Arlington L 74-81 F13 at Rice W 97-83 F17 at TCU L 87-99 F20 BAYLOR W 96-61 M3 TEXAS W 114-86 Russell Bourquein (So.) Jeff Cummings (Fr.) Joe Galindo (So.) Hanks Micheal Holyfield (So.) Bill Marcellus (So.) James Murphy (So.) Pertle John Tuszynski (Jr.) Watson

Assistant Coaches: Mike Pinkam & Neal Kinlund Trainer: Eddie Lane Student Trainer: Craig Brashear Manager: Robert Lobelson ATTENDANCE SUMMARY GAMES AVG HOME 11 6,223 SWC HOME 7 7,366

1973-74 BOB PREWITT 15-12, 10-4 D1 at Missouri W 77-73 D3 at Kansas State L 61-77 D5 DALLAS BAPTIST W 79-67 D8 at [1] UCLA L 60-77 D10 at Cal-Santa Barbara L 66-68 D20 CAL ST.-FULLERTON W 93-69 D22 OKLAHOMA CITY W 97-80 D28 vs. Wisconsin (N1) L 73-74 D29 vs. [20] Arizona (N1) L 82-86 J7 at Oklahoma City L 83-86 J9 NORTH TEXAS STATE W 76-79 J12 HOUSTON BAPTIST W 93-65 J15 at Texas A&M \* L 75-90 J19 TEXAS \* L 82-87 J22 at Arkansas \* L 88-89 J26 BAYLOR \* W 79-74 J29 at TCU \* W 81-74 F2 at Rice \* L 69-73 F5 TEXAS TECH \* W 73-71 F9 at Texas W 74-72 F12 TEXAS A&M \* W 70-68 F16 ARKANSAS \* W 95-87 F19 at Baylor \* W 78-70 F23 TCU \* (TV) W 96-60 F26 RICE \* W 89-79 M2 at Texas Tech \* (TV) W 78-72 M14 vs. [15] Southern Cal (N2) L 70-82 N1-Milwaukee Classic at Milwaukee, Wis. N2-CCA Post Season at St. Louis, Mo. (St. Louis Arena)

RECORD: OVERALL 15-12 HOME 10-2 AWAY 5-7 NEUTRAL 0-3 ALL GAMES CONFERENCE 10-4 6-1 4-3 NON-CONFERENCE 5-8 4-1 1-4 # Player GP FG-FGA Pct FT-FTA Pct Reb Avg PF FO A Pts Avg 32 Ira Terrell (So.) 27 264-484 545 69-132 523 351 13.0 78 2 39 597 22.1 23 Zachary Theil (Sr.) 27 168-364 462 50-68 735 50 1.9 75 3 126 386 14.3 11 Russell Bourquein (Jr.) 27 66-174 379 50-70 714 151 5.6 68 1 27 182 6.7 13 James Murphy (Jr.) 25 71-159 447 21-28 750 115 4.6 70 4 41 163 6.5 42 Jeff Cummings (So.) 24 72-176 409 15-26 577 120 5.0 44 2 17 159 6.6 21 Richard Billik (Sr.) 25 58-155 374 22-30 733 54 2.0 40 2 39 138 5.1 15 John Sagehorn (Jr.) 25 56-172 326 25-34 735 55 2.2 53 0 66 137 5.5 Oscar Roan (Sr.) 17 44-85 518 11-31 355 73 4.3 31 2 14 99 5.8 31 John Tuszynski (Sr.) 23 23-56 411 6-10 600 36 1.6 32 0 11 52 2.3 33 Bill Marcellus (Jr.) 11 5-17 294 8-10 800 9 0.8 13 0 4 18 1.6 30 Joe Galindo (Jr.) 12 5-15 333 2-2 1000 2 0.2 3 0 3 12 1.0 40 Bob Arnold (Fr.) 5 5-8 625 1-2 500 4 0.8 3 0 2 11 2.2 12 Peter Lodwick (Fr.) 5 2-4 500 2-2 1000 3 0.6 0 0 4 6 1.2 11 Luther Robertson (Jr.) 9 1-9 111 4-4 1000 2 0.2 1 0 4 6 0.7 34 Micheal Holyfield (Sr.) 9 1-9 111 0-0 6 0.7 7 0 1 2 0.2 25 Sammy Hervey (Jr.) 12 70-164 427 29-35 829 94 7.8 43 3 24 169 14.1 SMU 27 911-2051 444 315-484 651 1255 46.5 561 19 422 2137 79.1 Opponents 27 817-1833 446 415-581 714 1214 45.0 518 20 371 2049 75.9

Assistant Coach: Lewis Orr Trainer: Cash Birdwell Student Trainer: Craig Brashear Manager: Robert Lobelson ATTENDANCE SUMMARY GAMES AVG HOME 12 4,910 SWC HOME 7 6,054

1974-75 BOB PREWITT 8-18, 4-10 N29 PAN AMERICAN L 60-78 D3 at North Texas State W 89-87 D5 at Kansas State L 58-64 D14 S. MISSISSIPPI L 85-91 D20 Nebraska (N1) L 67-69 D21 Creighton (N1) L 59-73 D21 at Oklahoma City L 75-86 J6 TULANE L 80-84 J9 HOUSTON BAPTIST W 98-67 J11 DALLAS BAPTIST W 96-70 J15 at Cincinnati L 74-106 J18 OKLAHOMA CITY W 85-75 J21 TEXAS \* W 74-59 J25 ARKANSAS \* (TV) L 69-73 J28 at Baylor \* L 63-66 F1 RICE \* W 76-67 F4 at Texas A&M \* L 77-102 F8 TCU \* W 88-67 F11 at Texas Tech \* L 61-74 F15 at TCU \* (TV) L 64-84 F18 TEXAS TECH \* L 57-60 F22 at Texas \* L 62-70 F25 BAYLOR \* W, ot 78-77 M1 at Arkansas \* L 50-72 M4 TEXAS A&M \* L 77-100 M8 at Rice \* L, 2ot 82-84 N1-Indiana Classic at Bloomington, Ind. (Assembly Hall)

RECORD: OVERALL 8-18 HOME 7-6 AWAY 1-10 NEUTRAL 0-2 ALL GAMES CONFERENCE 4-10 4-3 0-7 NON-CONFERENCE 4-8 3-3 1-3 # Player GP FG-FGA Pct FT-FTA Pct Reb Avg PF FO A Pts Avg 14 Russell Bourquein (Sr.) 26 134-325 412 77-110 700 248 9.5 92 5 65 345 13.3 50 Jeff Swanson (Fr.) 26 125-243 514 42-64 656 208 8.0 86 6 54 292 11.2 23 John Sagehorn (Sr.) 26 119-306 389 48-65 738 54 2.1 46 0 84 286 11.0 40 Joe Svedlund (Fr.) 26 121-253 478 36-46 783 168 6.5 56 2 28 278 10.7 45 Bob Arnold (So.) 26 118-248 476 27-31 871 51 2.0 58 0 26 263 10.1 12 Mike Jaccar (Jr.) 15 54-110 491 16-26 615 43 2.9 42 1 33 124 8.3 24 Peter Lodwick (So.) 25 50-157 318 14-22 636 59 2.4 51 2 35 114 4.6 42 Thines J. Robinson (Fr.) 13 30-72 417 5-14 357 49 3.8 29 0 5 65 5.0 22 Joe Galindo (Sr.) 22 14-37 378 15-21 714 18 0.8 38 1 18 43 2.0 10 Luther Robertson (Sr.) 18 15-43 349 3-4 750 10 0.6 8 0 8 33 1.8 35 Gary Hetherington (So.) 13 9-24 375 15-19 789 31 2.4 14 0 5 33 2.5 20 Jeff Ralph (Fr.) 18 6-14 429 17-27 630 9 0.5 7 0 7 29 1.6 SMU 26 795-1832 434 315-449 702 1255 48.3 527 17 368 1995 73.3 Opponents 26 817-1833 446 415-581 714 1214 46.7 518 13 357 2005 77.1

Assistant Coach: Lewis Orr Trainer: Cash Birdwell Student Trainer: Craig Brashear Manager: Robert Lobelson ATTENDANCE SUMMARY GAMES AVG HOME 13 3,709 SWC HOME 7 4,997

1975-76  
**SONNY ALLEN**  
 N29 at Saint Louis L 16-12, 10-6  
 D2 KANSAS W 79-80  
 D6 EAST TEXAS STATE W 75-66  
 D12 at [19] Arizona State L 88-77  
 D13 at [10] Arizona L 85-88  
 D16 NEW MEXICO STATE L 91-83  
 D19 [17] Auburn (N1) W, ot 94-87  
 D20 at Texas-El Paso (N1) L 87-85  
 J3 at Oklahoma City W 53-82  
 J6 at TCU\* L 75-71  
 J8 at Arkansas\* W 82-81  
 J10 TEXAS\* W 96-84  
 J12 TCU\* W 108-84  
 J14 at Texas A&M\* L 87-93  
 J17 BAYLOR\* W 95-71  
 J20 NORTH TEXAS STATE L 88-96  
 J24 at Texas Tech\* L 69-72  
 J26 HOUSTON\* W 87-75  
 J28 at Rice\* W 90-67  
 J31 ARKANSAS\* W 82-76  
 F3 RICE\* W 108-71  
 F7 at Texas\* W 79-76  
 F10 TEXAS A&M\* W 69-65  
 F14 at Baylor\* L 86-96  
 F21 TEXAS TECH\* L 101-107  
 F24 at Houston\* L 90-100  
 F28 TEXAS (N2) W 103-90  
 M4 ARKANSAS (N2) L 70-74  
 N1-Sun Bowl Classic at El Paso, Texas  
 N2-SWC Postseason Classic at Dallas (Moody Coliseum)

RECORD: ALL GAMES 16-12, CONFERENCE 10-6, NON-CONFERENCE 6-6  
 OVERALL 16-12, HOME 11-3, AWAY 5-8, NEUTRAL 0-1  
 # Player GP FG-FGA Pct FT-FTA Pct Reb Avg PF FO A TO Blk Stl Pts Avg  
 32 Ira Terrell (Sr.) 28 274-497 .551 86-120 .717 374 13.4 81 0 59 634 22.6  
 14 Michael Jaccar (Sr.) 28 134-324 .414 66-86 .767 88 3.1 73 2 206 334 11.9  
 40 Joe Swedlund (So.) 28 143-277 .516 24-35 .686 108 3.9 25 0 21 310 11.1  
 22 Peter Lodwick (Fr.) 28 133-271 .491 28-36 .778 135 4.8 70 2 93 294 10.5  
 45 Bob Arnold (Jr.) 28 136-267 .509 21-32 .656 47 1.7 61 1 23 293 10.5  
 50 Jeff Swanson (So.) 28 75-178 .421 39-51 .765 154 5.5 75 1 36 189 6.8  
 33 Thines J. Robinson (So.) 27 58-120 .483 19-32 .594 97 3.6 59 3 5 135 5.0  
 28 43-105 .410 20-37 .541 87 3.1 57 3 19 106 3.8  
 13 Jimmy Murphy (Sr.) 28 23-61 .377 18-27 .667 20 1.3 30 0 35 64 4.3  
 23 Mike Anderson (Fr.) 16 5-14 .357 5-12 .417 6 0.4 7 0 7 15 0.9  
 54 Tom Somerville (Fr.) 10 4-7 .571 0-1 .000 9 0.9 10 0 0 8 0.8  
 44 Butch Bostic (Fr.) 2 3-7 .429 0-0 0 0.0 2 0 1 6 3.0  
 35 Roy Streed (Fr.) 2 1-2 .500 0-0 0 0.0 2 0 0 2 1.0  
 31 Jeff Ralph (So.) 1 0-0 0-1 .000 2 2.0 0 0 0 0 0.0  
 SMU 28 1032-2130 .485 326-470 .694 1255 44.8 550 12 505 2390 85.4  
 Opponents 28 963-2068 .466 350-508 .689 1171 41.8 539 15 449 2276 81.3  
 Assistant Coaches: Steve Cottrell & Dan Bernstein  
 Captain: Ira Terrell  
 Trainer: Cash Birdwell  
 Student Trainer: Cleve Hardman  
 Manager: Hugh Ebert

1976-77  
**SONNY ALLEN**  
 N29 at Tulane L 8-19, 7-9  
 D4 at Kansas State L 75-77  
 D6 LONG BEACH STATE L 95-103  
 D11 N. COLORADO W 67-68  
 D17 [20] St. John's (N1) W 81-68  
 D18 LaSalle (N1) L 71-87  
 D28 at [8] UCLA L 86-94  
 D30 at [13] Arizona L 71-99  
 J4 RICE\* W 85-117  
 J8 at TCU\* (TV) W 81-71  
 J10 at Rice\* W 66-55  
 J12 TEXAS\* W 72-69  
 J15 at Texas A&M\* L 74-73  
 J18 BAYLOR\* W, ot 53-57  
 J22 at North Texas State L 75-71  
 J24 at Texas Tech\* L 99-103  
 J27 [15] ARKANSAS\* L 57-58  
 J29 HOUSTON\* L 102-103  
 F2 at [14] Arkansas\* L 58-81  
 F5 TCU\* W 116-84  
 F8 at Texas\* L 69-79  
 F10 at Houston\* L 83-115  
 F12 TEXAS A&M\* W 70-68  
 F15 at Baylor\* L 73-103  
 F19 OKLAHOMA CITY L 65-80  
 F22 TEXAS TECH\* L 62-64  
 F26 at Texas A&M (N2) L 79-89  
 N1-Tennessee Classic at Nashville, Tenn.  
 N2-SWC Tournament at College Station, Texas

RECORD: ALL GAMES 8-19, CONFERENCE 7-9, NON-CONFERENCE 1-10  
 OVERALL 8-19, HOME 6-5, AWAY 2-12, NEUTRAL 0-2  
 # Player GP Min Avg FG-FGA Pct FT-FTA Pct Reb Avg PF FO A TO Blk Stl Pts Avg  
 22 Peter Lodwick (Sr.) 27 837 31.0 168-342 .491 31-40 .775 109 4.0 65 0 34 38 7 53 367 13.6  
 40 Joe Swedlund (Jr.) 27 793 29.4 158-334 .473 34-44 .773 135 5.0 26 0 14 28 0 5 350 13.0  
 50 Jeff Swanson (Jr.) 27 766 28.4 136-283 .481 69-95 .726 222 8.2 83 3 42 72 19 13 341 12.6  
 33 Thines J. Robinson II (Jr.) 27 688 25.5 126-254 .496 39-75 .520 175 6.5 82 3 10 55 33 21 291 10.8  
 20 Richard Harris (Fr.) 26 432 16.6 72-150 .480 15-23 .652 94 3.6 45 0 19 29 2 29 159 6.1  
 24 Mark Davis (Fr.) 25 432 17.3 49-129 .380 46-52 .885 31 1.2 27 0 88 67 1 18 144 5.8  
 45 Bob Arnold (Sr.) 26 285 11.0 56-159 .352 10-18 .556 24 0.9 33 0 12 14 1 8 122 4.7  
 10 Phil Hale (Fr.) 24 343 14.3 41-112 .366 17-32 .531 49 2.0 60 3 54 57 2 22 99 4.1  
 12 Joey Ceravolo (Fr.) 26 324 12.5 28-69 .406 33-38 .868 20 0.8 37 0 75 74 0 12 89 3.4  
 54 Tom Somerville (So.) 18 172 9.6 9-19 .474 13-16 .813 40 2.2 19 0 4 7 3 1 31 1.7  
 34 Tracy Scheibel (So.) 14 90 6.4 11-26 .423 7-12 .583 16 1.1 11 0 1 5 0 2 29 2.1  
 14 Mike Anderson (So.) 8 30 3.8 4-12 .333 0-1 .000 2 0.3 5 0 5 5 0 3 8 1.0  
 35 Roy Streed (So.) 1 2 2.0 1-1 .000 0-2 .000 0 0.0 0 0 1 0 0 0 2 2.0  
 SMU 27 859-1890 .454 314-448 .701 1035 38.3 493 9 359 451 68 187 2032 75.3  
 Opponents 27 942-1885 .500 321-470 .683 1157 42.9 503 5 386 487 69 196 2205 81.7  
 Assistant Coaches: Steve Cottrell & Dan Bernstein  
 Trainer: Cash Birdwell  
 Student Trainer: Cleve Hardman  
 Manager: Michael Brouters

ATTENDANCE SUMMARY  
 GAMES 11, HOME 11, SWC HOME 8, AVG 6,241, 7,192

1975-76 JV BASKETBALL  
 N30 at Dallas Baptist  
 D6 RICHLAND  
 D8 at Eastfield JC  
 D11 LON MORRIS JC  
 J12 HILL COUNTY JC  
 J18 E. TEXAS BAPTIST  
 J26 at Dallas College  
 J29 EASTFIELD JC  
 F3 at E. Texas Baptist  
 F5 AUSTIN COLLEGE  
 F19 JACKSONVILLE JC

1977-78  
**SONNY ALLEN**  
 N26 at [2] Kentucky L 10-18, 6-10  
 N28 TEXAS LUTHERAN W 86-110  
 D2 at Kansas L 111-77  
 D3 at Kansas State L 58-76  
 D8 DUKE W 67-91  
 D10 TULANE W 78-71  
 D17 at Indiana L 51-56  
 D20 OHIO L 83-77  
 D29 Michigan State (N1) L 69-95  
 D30 at Old Dominion (N1) L 78-86  
 J7 at TCU\* W 85-68  
 J9 RICE\* W 80-65  
 J14 at Texas A&M\* L 71-78  
 J17 at Texas Tech\* L 43-45  
 J21 BAYLOR\* L 73-75  
 J23 HOUSTON\* W 76-75  
 J26 at [4] Arkansas\* (TV) L 65-72  
 J28 [15] TEXAS\* L 80-85  
 J30 at Rice\* W 76-73  
 F1 at Texas A&M\* W, ot 71-70  
 F7 TEXAS TECH\* L 62-64  
 F11 at Baylor\* (TV) L 71-80  
 F13 at Houston\* L 55-95  
 F16 [1] ARKANSAS\* L 75-86  
 F18 TCU\* W 85-53  
 F21 at [14] Texas\* L 74-82  
 F25 at Baylor (N2) W 73-68  
 M2 [4] Arkansas (N3) L 73-94  
 N1-Old Dominion Classic at Norfolk, Va.  
 N2-SWC Tourney 1st Round at Waco, Texas  
 N3-SWC Post-Season Classic at Houston (Summitt)

RECORD: ALL GAMES 10-18, CONFERENCE 6-10, NON-CONFERENCE 4-8  
 OVERALL 10-18, HOME 7-5, AWAY 3-11, NEUTRAL 0-2  
 # Player GP Min Avg FG-FGA Pct FT-FTA Pct Reb Avg PF FO A TO Blk Stl Pts Avg  
 50 Jeff Swanson (Sr.) 28 851 30.4 153-334 .452 78-110 .709 201 7.2 75 4 48 59 14 12 384 13.7  
 45 Reggie Franklin (Jr.) 28 879 27.8 126-256 .498 80-113 .708 182 6.5 79 6 11 44 59 28 332 11.9  
 33 Thines J. Robinson II (Sr.) 27 611 22.6 130-278 .468 38-72 .528 172 6.4 91 5 13 40 34 15 298 11.0  
 40 Joe Swedlund (Sr.) 27 712 26.4 130-266 .489 25-32 .781 124 4.6 30 0 18 31 0 7 285 10.6  
 22 Phil Hale (So.) 22 741 26.5 87-207 .420 38-48 .792 87 3.1 73 5 66 75 3 35 212 7.6  
 30 Gordon Welch (Fr.) 28 430 15.4 56-155 .361 33-60 .550 82 2.9 40 0 21 31 4 12 145 5.2  
 24 Mark Davis (So.) 26 507 19.5 52-131 .397 20-25 .800 33 1.3 43 1 95 63 1 16 124 4.8  
 12 Joey Ceravolo (So.) 21 393 18.7 24-82 .293 26-32 .813 24 1.1 32 0 65 48 1 13 74 3.5  
 44 Raymond Dean (Jr.) 7 74 10.6 8-25 .320 8-8 .000 8 1.1 3 0 6 3 1 3 24 3.0  
 34 Tracy Scheibel (Jr.) 9 47 5.2 12-26 .462 3-7 .429 9 1.0 12 0 1 2 0 1 27 3.0  
 20 Richard Harris (So.) 23 156 6.8 19-52 .365 11-20 .550 40 1.7 22 0 8 9 3 3 49 2.1  
 35 Roy Streed (Jr.) 1 2 2.0 1-1 .000 0-0 0 0.0 0 0 0 0 0 0 2 2.0  
 14 Ricci Greenwood (Fr.) 19 214 11.3 15-44 .341 5-11 .455 21 1.1 27 0 28 34 8 8 35 1.8  
 54 Tom Somerville (Jr.) 18 86 4.8 4-14 .286 6-9 .667 32 1.8 14 0 2 3 0 0 14 0.8  
 10 Anderson (Jr.) 1 2 2.0 0-0 0-0 0 0.0 1 1.0 1 0 2 2 0 0 0 0.0  
 SMU 28 817-1871 .437 371-547 .678 1171 41.8 542 21 384 444 128 153 2005 71.6  
 Opponents 28 892-1967 .453 377-558 .676 1204 43.0 555 20 386 385 75 199 2171 77.5  
 Assistant Coaches: Bill Ryczaj & Mike Jaccar  
 Captains: T. J. Robinson, Jeff Swanson & Joe Swedlund  
 Trainer: Cash Birdwell  
 Student Trainer: Charles Nix  
 Managers: Michael Brouters & Carol Hutcheson

ATTENDANCE SUMMARY  
 GAMES 12, HOME 12, SWC HOME 8, AVG 4,683, 5,584

1978-79  
**SONNY ALLEN**  
 N24 SOUTHWESTERN W 11-16, 6-10  
 N27 at [1] Duke L 81-70  
 N29 at Tulane L 80-86  
 D2 KANSAS STATE L 63-80  
 D6 NORTH TEXAS STATE L 83-86  
 D9 at Colorado L 92-91  
 D11 VANDERBILT W 70-72  
 D16 at [8] Kansas L 68-64  
 D27 CAL-SAN DIEGO W 64-71  
 D30 TEXAS WESLEYAN W 89-61  
 J8 at Rice\* L 121-86  
 J13 [15] TEXAS A&M\* L 76-78  
 J16 TEXAS TECH\* W 78-73  
 J20 at Baylor\* L 69-65  
 J22 at Houston\* L 67-93  
 J24 [15] ARKANSAS\* L 78-82  
 J27 at [17] Texas\* L 62-98  
 J29 RICE\* W 80-67  
 J31 at [12] Texas A&M\* L 56-92  
 F6 at Texas Tech\* L 60-66  
 F8 TCU\* W 96-77  
 F10 BAYLOR\* L 73-74  
 F12 HOUSTON\* L 94-101  
 F14 at [11] Arkansas\* L 55-71  
 F20 [11] TEXAS\* W 81-66  
 F21 at TCU\* W 89-77  
 F24 at Houston (N1) L 67-74  
 N1-SWC Post-Season 1st Round at Houston

RECORD: ALL GAMES 11-16, CONFERENCE 6-10, NON-CONFERENCE 5-6  
 OVERALL 11-16, HOME 10-4, AWAY 1-12, NEUTRAL 0-0  
 # Player GP-GS Min Avg FG-FGA Pct FT-FTA Pct Reb Avg PF FO A TO Blk Stl Pts Avg  
 50 Brad Branson (Jr.) 26-26 852 32.8 200-442 .452 47-66 .712 266 10.2 97 5 16 56 27 22 447 17.2  
 5 Billy Allen (Fr.) 24-24 844 35.2 117-267 .438 87-115 .757 322 13.3 68 3 213 95 2 28 321 13.4  
 22 Phil Hale (Jr.) 27-27 744 27.6 132-306 .431 43-63 .683 85 3.1 81 2 79 57 6 36 307 11.4  
 45 Reggie Franklin (Sr.) 27-26 744 27.6 121-247 .490 60-90 .667 182 6.7 78 4 22 41 70 35 302 11.2  
 20 Richard (Jr.) 27-17 656 24.3 94-192 .490 21-44 .477 166 6.1 55 0 35 33 10 26 209 7.7  
 30 Gordon Welch (So.) 27-10 446 16.5 73-175 .417 34-43 .791 123 4.6 34 0 8 22 1 11 180 6.7  
 40 Johnnie James (Fr.) 25-1 245 9.8 39-75 .520 10-25 .400 77 3.1 29 0 5 10 3 2 88 3.5  
 10 Keith Beverly (Fr.) 24-3 267 11.1 34-103 .330 12-23 .522 18 0.8 29 1 11 26 2 13 80 3.3  
 24 Mark Davis (Jr.) 10-0 90 9.0 15-32 .469 4-6 .667 8 0.8 10 0 6 7 0 3 34 3.4  
 12 Joey Ceravolo (Jr.) 15-0 100 6.7 13-25 .520 11-13 .846 9 0.6 16 0 21 22 0 7 37 2.5  
 34 Tracy Scheibel (Sr.) 20-0 104 5.2 7-18 .389 4-5 .800 17 0.9 15 0 2 7 1 3 18 0.9  
 35 Gary Buckland (Fr.) 2-0 4 2.0 0-3 .000 0-0 0 0.0 0 0 0 0 0 0 0 0.0  
 33 Larry Easley (Fr.) 8-3 94 11.8 14-29 .483 9-14 .643 24 3.0 19 1 4 8 2 3 37 4.6  
 SMU 27 859-1914 .449 342-507 .675 1116 41.3 531 16 422 384 124 189 2060 76.3  
 Opponents 27 868-1797 .483 367-552 .665 1109 41.1 510 14 466 415 85 174 2103 77.9  
 Assistant Coaches: Bill Ryczaj & Mike Jaccar  
 Captain: Reggie Franklin  
 Trainer: Cash Birdwell  
 Assistant Trainer: Steve Smith

ATTENDANCE SUMMARY  
 GAMES 14, HOME 14, SWC HOME 8, AVG 6,461, 7,549



1983-84 DAVE BLISS 25-8, 12-4 NCAA TOURNAMENT ST. EDWARD'S (HSE) W 95-88 N26 SOUTHWESTERN W 90-71 N30 at Centenary W 86-76 D3 at Louisville (KTXA) L 65-89 D6 PENNSYLVANIA (HSE) W 98-66 D10 GEORGIA STATE (HSE) W 92-67 D16 New Orleans (N1) W 82-78 D17 Centenary (N1) W 85-64 D19 U.S. INTERNATIONAL W 91-70 D22 at Nev.-Las Vegas(N2) (HSE) L 64-74 D23 James Madison (N2) (HSE) W 56-53 D28 Duke (N3) W 78-76 D29 Ala. Birmingham (N3) W 79-63 D30 at Hawaii (N3) W 82-73 J5 [7] HOUSTON \* (T.V.S.) L 59-60 J7 RICE \* (T.V.S.) W 71-60 J12 at Arkansas \* (T.V.S.) L 69-70 J14 at Baylor \* W 89-70 J18 TEXAS A&M \* (HSE) W 83-56 J26 at TCU \* (T.V.S.) W 61-59 J28 TEXAS \* W 105-81 F1 TEXAS TECH \* (HSE) W 70-60 F4 at [6] Houston \* (T.V.S.) L 57-76 F8 at Rice \* W 58-54 F11 ARKANSAS \* (T.V.S.) L 71-80 F15 BAYLOR \* (HSE) W 74-57 F18 at Texas A&M \* (T.V.S.) W,ot 60-58 F25 TCU \* (T.V.S.) W 73-65 F29 at Texas \* W 103-72 M3 at Texas Tech \* (T.V.S.) W 86-78 M6 vs. Texas A&M (N4) (T.V.S.) L 57-59 M16 vs. Miami (Ohio) (N5) (CBS) W 83-69 M18 vs [2] Georgetown (N5) (CBS) L 36-37 N1-Dallas Morning News Classic at Dallas (Reunion Arena) N2-Rebel Roundup at Las Vegas, Nev. N3-Rainbow Classic at Honolulu, Hawaii N4-SWC Post-Season Classic at Houston N5-NCAA 1st & 2nd Rounds at Pullman, Wash.

RECORD: OVERALL 25-8 HOME 11-2 AWAY 8-4 NEUTRAL 6-2 ATTENDANCE SUMMARY GAMES # 16 AVG 5,004 6,149 HOME # 8 SWC HOME 8 # Includes exhibition game & DMN Classic

#	Player	GP-GS	Min	Avg	FG-FGA	Pct	FT-FTA	Pct	Reb	Avg	PF	FO	A	TO	Blk	Stl	Pts	Avg
53	Jon Koncak (Jr.)	33-33	1162	35.2	211-340	.621	88-145	.607	378	11.5	103	4	68	66	97	23	510	15.5
54	Larry Davis (Jr.)	33-32	1060	32.1	219-361	.607	53-109	.486	241	7.3	72	0	21	77	20	25	491	14.9
44	Carl Wright (So.)	33-31	1051	31.8	204-405	.504	74-116	.638	131	4.0	79	2	203	140	14	77	482	14.6
20	Butch Moore (So.)	33-33	1052	31.9	129-246	.524	80-120	.667	46	1.4	57	0	167	115	2	28	338	10.2
42	Kevin Lewis (So.)	33-33	806	24.4	112-235	.477	36-49	.735	135	4.1	47	0	76	64	5	20	260	7.9
25	Scott Johnson (Fr.)	32-2	344	10.8	41-87	.471	15-21	.714	28	0.9	28	0	23	18	0	17	97	3.0
21	Chuck Anderson (Sr.)	33-0	350	10.6	29-59	.492	26-35	.743	26	0.8	34	1	21	22	1	2	84	2.5
33	Terry Williams (Fr.)	25-0	222	8.9	24-40	.600	27-46	.587	53	2.1	25	0	11	23	5	3	75	3.0
32	John Briggs (Jr.)	21-1	150	7.1	18-29	.621	19-25	.760	31	1.5	9	0	4	4	2	3	55	2.6
11	Johnny Fuller (Fr.)	23-0	76	3.3	7-20	.350	19-27	.704	11	0.5	10	0	6	12	0	2	33	1.4
10	David Gadis (Sr.)	31-0	194	6.3	12-28	.429	8-12	.667	6	0.2	15	0	18	20	0	2	32	1.0
22	Reginald Pink (Jr.)	18-0	105	5.8	9-21	.429	12-20	.600	19	1.1	15	0	8	11	1	6	30	1.7
35	Kirk Lundblade (Sr.)	16-0	35	2.2	5-15	.333	1-2	.500	12	0.8	4	0	3	1	0	1	11	0.7
	Glenn Michael (Fr.)	14-0	18	1.3	3-6	.500	2-5	.400	2	0.1	0	0	3	1	1	1	8	0.6
	SMU	33			1023-1892	.541	460-732	.628	1119	33.9	498	7	632	574	148	211	2506	75.9
	Opponents	33			965-2164	.446	309-447	.691	1100	33.3	653	23	565	521	67	210	2239	67.8

Assistant Coaches: Doug Ash, John Underwood, Paul Graham & Ronnie Anderson  
Strength Coach: Stan Cain  
Trainer: Cash Birdwell  
Assistant Trainer: Kris Forbes  
Managers: Jeff Howell & Greg Young

1984-85 DAVE BLISS 23-10, 10-6 NCAA TOURNAMENT TEXAS SOUTHERN (HSE) W [10] 91-72 D1 NW LOUISIANA W [9] 89-57 D4 at Kentucky (HSE) W [8] 56-54 D8 CENTENARY W [8] 97-79 D14 IDAHO (N1) W [7] 90-71 D15 OKLAHOMA STATE (N1) W [7] 82-65 D17 CAMPBELL W [7] 90-70 D19 NORTH TEXAS STATE (HSE) W [6] 90-45 D22 [11] Oklahoma (N2) (KTXA) W [6] 85-76 D25 at Chaminade (N2) L [4] 70-71 J2 at Rice W [7] 66-57 J5 ARKANSAS \* (SWC) W,ot [7] 63-60 J9 BAYLOR \* (HSE) W [4] 95-63 J11 at Texas A&M \* (KTXA) W [4] 73-60 J13 vs [5] North Carolina (N3) (CBS) W [4] 84-82 J19 TCU \* (SWC) W [3] 74-70 J23 at Texas \* (KTXA) W [2] 54-46 J26 at Texas Tech \* (KTXA) L [2] 63-64 J30 HOUSTON \* (HSE) W [4] 85-78 F3 RICE \* (SWC) W [4] 68-52 F6 at Arkansas \* (SWC) L [4] 66-69 F9 at North Carolina State (NBC) L,ot [4] 78-82 F11 at Baylor \* (KTXA) L [4] 90-94 F13 TEXAS A&M \* (HSE) W [9] 81-79 F16 [19] LOUISVILLE (CBS) W [9] 72-64 F20 at TCU \* (KTXA) L [9] 64-72 F23 TEXAS \* (SWC) W [9] 64-60 F27 TEXAS TECH \* (HSE) L [13] 54-59 M3 at Houston \* (SWC) L [13] 76-79 M8 vs. Houston (N4) (SWC) W [20] 84-72 M9 vs. Arkansas (N4) (SWC) L [20] 55-68 M14 vs. Old Dominion (N5) (CBS) W 85-68 M16 vs. [14] Loyola (Ill.) (N5) (CBS) L 57-70 N1-Dallas Morning News Classic at Moody Coliseum N2-Chaminade Classic at Honolulu, Hawaii N3-Greensboro, N.C. N4-SWC Post-Season Classic at Dallas (Reunion Arena) N5-NCAA 1st & 2nd round at Hartford, Conn.

RECORD: OVERALL 23-10 HOME 15-1 AWAY 4-7 NEUTRAL 4-2 ATTENDANCE SUMMARY GAMES # 16 AVG 6,331 7,774 HOME # 8 SWC HOME 8

#	Player	GP-GS	Min	Avg	FG-FGA	Pct	FT-FTA	Pct	Reb	Avg	PF	FO	A	TO	Blk	Stl	Pts	Avg
53	Jon Koncak (Sr.)	33-33	1084	32.8	219-370	.592	128-192	.667	354	10.7	115	8	42	81	91	13	566	17.2
44	Carl Wright (Jr.)	33-31	1112	33.7	227-478	.475	75-101	.743	103	3.1	94	4	177	145	18	76	529	16.0
54	Larry Davis (Sr.)	32-30	1046	32.7	177-313	.565	65-115	.565	258	8.1	85	0	25	60	17	24	419	13.1
20	Butch Moore (Jr.)	33-33	1045	31.7	108-207	.522	78-100	.780	62	1.9	63	2	247	105	4	44	294	8.9
42	Kevin Lewis (Jr.)	33-2	633	19.2	83-160	.519	17-27	.630	104	3.2	32	0	30	30	1	13	183	5.6
25	Scott Johnson (So.)	33-31	705	21.4	73-148	.493	33-42	.786	55	1.7	40	1	82	29	0	21	179	5.4
33	Terry Williams (So.)	33-3	421	12.8	67-107	.626	30-60	.500	132	4.0	49	2	17	22	8	13	164	5.0
11	Johnny Fuller (So.)	30-0	286	9.5	29-64	.453	4-10	.400	31	1.0	38	0	32	19	3	20	62	2.1
32	John Briggs (Sr.)	12-0	42	3.5	8-14	.571	8-9	.889	8	0.7	6	0	2	1	1	1	24	2.0
52	Glenn Puddy (Fr.)	11-0	36	3.3	7-15	.467	7-10	.700	8	0.7	8	0	4	2	3	0	21	1.9
23	Terry Thomas (Fr.)	9-0	41	4.6	5-19	.263	5-11	.455	19	2.1	7	0	2	5	0	2	15	1.7
35	Coyle Winborn (Fr.)	10-0	54	5.4	5-17	.294	4-5	.800	11	1.1	5	0	5	4	0	4	14	1.4
22	Reginald Pink (Sr.)	18-2	97	5.4	4-12	.333	5-12	.417	16	0.9	9	0	7	7	1	6	13	0.7
43	Alan Cozart (Fr.)	9-0	26	2.9	2-3	.667	2-2	1.000	6	0.7	4	0	3	2	0	1	6	0.7
12	Glenn Michael (So.)	7-0	11	1.6	0-1	.000	2-5	.400	0	0.0	2	0	0	0	0	0	2	0.3
	SMU	33			1014-1928	.526	463-701	.660	1167	35.4	557	17	675	512	147	238	2491	75.5
	Opponents	33			938-2119	.443	352-519	.678	1106	33.5	651	29	502	447	63	219	2228	67.5

Assistant Coaches: Doug Ash, John Underwood, Paul Graham & Ronnie Anderson  
Strength Coach: Stan Cain  
Trainer: Cash Birdwell  
Assistant Trainer: Kris Forbes  
Managers: Greg Young, Charles Bacarisse

1985-86 DAVE BLISS 18-11, 10-6 NIT NW LOUISIANA W 77-59 N30 MORGAN STATE W 76-41 D4 PRAIRIE VIEW A&M W 83-56 D6 CENTRAL MICHIGAN W 68-45 D13 NORTH TEXAS STATE (N1) W 78-63 D14 ILLINOIS STATE (N1) W 68-58 D20 Pepperdine (N2) L,ot 68-75 D21 East Carolina State (N2) W 71-62 D27 Oklahoma State (N3) W 78-71 D28 [8] Oklahoma (N3) L 69-92 J2 at Arkansas \* W 71-66 J4 at Baylor \* (SWC) W 54-41 J8 TEXAS A&M \* (KTXA) L 61-73 J11 at [9] Kansas (KTXA) L 56-72 J15 at TCU \* L 54-63 J18 TEXAS \* (ESPN, SWC) W 63-56 J22 TEXAS TECH \* (KTXA) W 61-57 J25 at Houston \* (SWC) L 66-71 J29 at Rice \* (KTXA) W 68-52 F1 ARKANSAS \* (SWC) W 90-80 F5 BAYLOR \* W 61-57 F8 at Texas A&M \* (KTXA) W 58-56 F15 TCU \* (SWC) L 54-76 F19 at Texas \* L 57-58 F22 at Texas Tech \* (SWC) L 44-57 F26 HOUSTON \* (SWC) W 78-71 M1 RICE \* W 48-42 M7 vs. Texas Tech (N4) L 40-45 M13 at Brigham Young (N5) L 63-67 N1-Dallas Morning News Classic at Moody Coliseum N2-Kentucky Invitational at Lexington, Ky. N3-All-College Tourney at Oklahoma City, Okla. N4-SWC Postseason Classic at Dallas (Reunion Arena) N5-N.I.T. First Round at Provo, Utah

RECORD: OVERALL 18-11 HOME 12-2 AWAY 4-6 NEUTRAL 2-3 ATTENDANCE SUMMARY GAMES # 14 AVG 5,232 6,488 HOME # 8 SWC HOME 8

#	Player	GP-GS	Min	Avg	FG-FGA	Pct	FT-FTA	Pct	Off	Def	Tot	Avg	PF	FO	A	TO	Blk	Stl	Pts	Avg
42	Kevin Lewis (Sr.)	29-29	1094	37.7	235-473	.497	70-92	.761	51	104	155	5.3	51	0	34	54	10	29	540	18.6
33	Terry Williams (Jr.)	29-29	920	31.7	150-242	.620	68-113	.602	77	143	220	7.6	92	7	37	53	12	14	368	12.7
20	Butch Moore (Sr.)	29-29	977	33.7	100-220	.455	74-101	.733	13	48	61	2.1	34	0	222	61	2	36	274	9.4
25	Scott Johnson (Jr.)	28-25	668	23.9	70-159	.440	29-37	.784	20	27	47	1.7	50	0	80	34	0	23	169	6.0
23	Terry Thomas (So.)	29-12	553	19.1	40-81	.494	30-54	.556	36	61	97	3.3	72	3	23	28	11	24	110	3.8
34	John Colborne (Fr.)	23-7	392	17.0	41-73	.562	18-27	.667	22	45	67	2.9	38	0	8	23	3	0	100	4.3
52	Glenn Puddy (So.)	25-8	324	13.0	40-82	.488	17-29	.586	15	46	61	2.4	47	1	12	29	12	8	97	3.9
11	Johnny Fuller (Jr.)	29-2	514	17.7	34-85	.400	21-34	.618	20	34	54	1.9	47	2	39	30	3	30	89	3.1
15	Randy Jones (Fr.)	18-4	221	12.3	25-64	.391	14-20	.700	15	19	34	1.9	33	4	19	24	8	2	64	3.6
22	Kato Armstrong (Fr.)	20-0	109	5.5	12-35	.343	30-40	.750	5	2	7	0.4	14	0	10	13	0	6	54	2.7
35	Coyle Winborn (So.)	11-0	33	3.0	5-7	.714	0-0		1	5	6	0.5	4	0	3	4	1	2	10	0.9
32	Reginald Muhammad (Fr.)	5-0	22	4.4	3-6	.500	0-0		2	7	9	1.8	3	0	0	3	0	0	6	1.2
53	Vernon Perdue (Fr.)	8-0	11	1.4	1-1	.000	0-0		1	3	4	0.5	1	0	0	0	0	0	2	0.3
	SMU	29			756-1528	.495	371-547	.678	278	544	916	31.6	486	17	487	356	62	174	1883	64.9
	Opponents	29			740-1563	.473	302-475	.636	311	506	921	31.8	549	402	345	85	161	1782	61.4	

\* Medical Redshirt  
Assistant Coaches: Doug Ash, John Underwood, Paul Graham & John McCullough  
Strength Coach: Stan Cain  
Assistant Strength Coach: John Sauer  
Trainer: Cash Birdwell  
Assistant Trainer: Kris Forbes

1986-87		
DAVE BLISS	16-13, 7-9	
N29 RADFORD	W	82-61
D1 TEXAS SOUTHERN	W	118-67
D4 Florida (N1) (KTXA)	L	70-110
D6 SOUTH FLORIDA	W	79-65
D10 HARDIN-SIMMONS	W	100-79
D12 PRAIRIE VIEW A&M (KTXA)	W	93-45
D19 Boston College (N2)	W	62-49
D21 [16] Georgia Tech (N2)	L	54-63
D23 at Chamblade	W	68-64
D29 Towson State (N3)	W	79-65
D30 [4] North Carolina (N3)	L, ot	86-88
J3 BAYLOR * (KTXA)	L, ot	55-59
J7 at Texas A&M * (KTXA)	L	59-61
J14 TCU * (KTXA)	L	53-57
J17 at Texas * (KTXA)	L	60-61
J19 at Texas Tech * (KTXA)	L	64-75
J21 HOUSTON * (SWC)	L	65-75
J24 RICE * (KTXA)	W	63-43
J27 at Arkansas * (KTXA)	L	63-76
J31 at Baylor * (SWC)	W	75-73
F5 TEXAS A&M * (KTXA)	W	86-68
F7 SW LOUISIANA	W	65-52
F12 at [18] TCU * (KTXA)	L	50-69
F14 TEXAS * (SWC)	L	55-57
F18 TEXAS TECH * (KTXA)	W	83-70
F22 at Houston * (SWC)	W	79-73
F25 at Rice *	W	95-79
M1 ARKANSAS * (SWC)	W	93-76
M6 vs. Baylor (N4) (SWC)	L	69-83
N1-at Pensacola, Fla.		
N2-Suntory Ball Classic at Tokyo, Japan		
N3-Dallas Morning News Classic at Dallas (Reunion Arena)		
N4-SWC Post-Season Classic at Dallas (Reunion Arena)		

RECORD:	OVERALL	HOME	AWAY	NEUTRAL	ATTENDANCE SUMMARY																	
ALL GAMES	16-13	10-4	4-5	2-4	GAMES																	
CONFERENCE	7-9	4-4	3-5		# 16																	
NON-CONFERENCE	9-4	6-0	1-0		8																	
					# Includes DMN Classic																	
#	Player	GP-GS	Min	Avg	FG-FGA	Pct	3FG-FGA	Pct	FT-FTA	Pct	Off	Def	Tot	Avg	PF	FO	A	TO	Blk	Sil	Pts	Avg
22	Kato Armstrong (So.)	28-25	927	33.1	180-345	.522	11-27	.407	114-159	.717	19	75	94	3.4	72	1	142	97	7	37	485	17.3
44	Carlton McKinney (Jr.)	29-29	1011	34.9	193-417	.463	29-76	.382	29-41	.707	61	103	164	5.7	63	1	110	54	8	50	444	15.3
33	Terry Williams (Sr.)	29-29	833	28.7	142-223	.637	0-0		88-158	.557	68	148	216	7.4	95	6	66	55	20	22	372	12.8
25	Scott Johnson (Sr.)	29-29	982	33.9	119-245	.486	47-99	.475	42-52	.808	22	51	73	2.5	62	0	149	51	1	29	327	11.3
11	Johnny Fuller (Sr.)	9-4	199	22.1	22-49	.449	0-0		21-27	.778	17	10	27	3.0	23	0	30	11	2	17	65	7.2
34	John Colborne (So.)	29-10	645	22.2	64-109	.587	0-0		38-60	.633	45	87	132	4.6	48	2	47	29	2	12	166	5.7
23	Terry Thomas (Jr.)	27-5	381	14.1	30-59	.508	0-0		23-39	.590	30	54	84	3.1	35	0	35	27	12	10	83	3.1
32	Reginald Muhammad (Fr.)	21-14	232	11.0	25-50	.500	0-0		12-29	.414	20	30	50	2.4	26	0	16	10	8	7	62	3.0
35	Coyle Winborn (Jr.)	27-0	334	12.4	30-56	.536	1-3	.333	1-4	.071	20	50	70	2.6	12	0	42	21	0	7	62	2.3
55	Adrian Caldwell (Jr.)	28-0	300	10.7	22-45	.489	0-0		15-44	.341	17	51	68	2.4	32	0	18	21	13	7	59	2.1
	Robert Davis	4-0	3	0.8	0-2	.000	0-0		2-3	.667	1	0	1	0.3	0	0	0	1	0	0	2	0.5
	Miles Baberer	4-0	3	0.8	0-0	.000	0-0		0-0	.000	0	0	0	0.0	0	0	0	0	0	0	0	0.0
	TEAM	29												79								
	SMU	29			827-1600	.517	88-205	.429	385-626	.615	320	659	1058	36.5	468	10	655	377	73	198	2127	73.3
	Opponents	29			770-1750	.440	125-355	.352	296-448	.661	310	522	957	33.0	556	14	468	354	52	201	1961	67.6

Assistant Coaches: Doug Ash, John Underwood, Paul Graham & Bill Foy  
 Strength Coach: Stan Cain  
 Trainer: Cash Birdwell  
 Assistant Trainer: Kris Forbes

1987-88		
DAVE BLISS	28-7, 12-4	
SWC CHAMPIONS, NCAA		
SWC TOURNAMENT CHAMPIONS		
N28 James Madison (N1)	W	121-89
N29 at SW Missouri State (N1)	W	69-58
D3 [7] Florida (N2)	W	82-76
D5 ALABAMA STATE	W	90-66
D8 PRAIRIE VIEW A&M	W	91-75
D12 at [5] North Carolina	L	74-90
D14 at South Florida	W	87-66
D19 ALCORN STATE	W	116-85
D21 SANTA CLARA	W	78-70
D28 Louisville (N3)	W	79-87
D29 Creighton (N3)	W	88-51
D30 Texas A&M (N3)	W	89-66
J2 MORGAN STATE	W	96-65
J6 at Texas A&M *	L	53-58
J9 BAYLOR * (SWC)	L, 3ot	97-93
J13 ARKANSAS *	L, ot	83-85
J16 at Rice *	W	72-60
J19 at Houston * (USA)	W	69-65
J23 TEXAS TECH * (SWC)	W	80-75
J27 TEXAS *	W	75-70
J30 at TCU * (SWC)	W	51-48
F6 TEXAS A&M *	W	94-71
F10 at Baylor *	L	57-71
F13 at Arkansas * (SWC)	W	73-63
F17 RICE *	W	86-68
F20 HOUSTON * (SWC)	W, ot	87-84
F24 at Texas Tech *	W	82-80
F27 at Texas *	L	69-76
M2 TCU *	W	86-74
M5 CHICAGO STATE	W	83-66
M11 vs. TCU (N4)	W	86-74
M12 vs. Houston (N4)	W	98-76
M13 vs. Baylor (N4)	W	75-64
M17 vs. Notre Dame (N5) (CBS)	W	83-75
M19 vs. [5] Duke (N5) (CBS)	L	79-94
N1-Mazzio's Pizza Classic at Springfield, Mo.		
N2-at Reunion Arena, Dallas, Texas		
N3-Rainbow Classic at Honolulu, Hawaii		
N4-SWC Postseason Classic at Dallas (Reunion Arena)		
N5-NCAA Tournament at Chapel Hill, N.C.		

RECORD:	OVERALL	HOME	AWAY	NEUTRAL	ATTENDANCE SUMMARY																	
ALL GAMES	28-7	13-1	7-4	8-2	GAMES																	
CONFERENCE	12-4	7-1	5-3		14																	
NON-CONFERENCE	16-3	6-0	2-1		8																	
					3,534																	
					4,757																	
#	Player	GP-GS	Min	Avg	FG-FGA	Pct	3FG-FGA	Pct	FT-FTA	Pct	Reb	Avg	PF	FO	A	TO	Blk	Sil	Pts	Avg		
22	Kato Armstrong (Jr.)	35-35	1138	32.5	191-420	.455	21-60	.350	162-204	.794	69	2.0	80	1	209	121	10	58	565	16.1		
44	Carlton McKinney (Sr.)	35-35	1197	34.2	243-483	.503	35-84	.417	40-57	.702	193	5.5	101	4	126	78	3	61	561	16.0		
20	Todd Alexander (Jr.)	35-0	901	25.7	161-328	.491	82-181	.453	103-118	.873	128	3.7	88	2	152	61	5	45	507	14.5		
43	Eric Longino (Jr.)	35-35	907	25.9	202-375	.539	12-37	.324	45-50	.900	108	3.1	43	0	92	41	3	43	461	13.2		
23	Terry Thomas (Sr.)	34-34	1067	31.4	111-191	.581	0-1	.000	69-115	.600	270	7.9	98	3	88	57	21	52	291	8.6		
52	Glenn Puddy (Jr.)	35-35	843	24.1	98-181	.541	0-0		47-80	.588	203	5.8	119	11	52	49	34	21	243	6.9		
53	Vernon Perdue (So.)	35-0	663	18.9	42-70	.600	0-0		23-34	.676	121	3.5	67	1	29	24	8	4	107	3.1		
34	John Colborne (Jr.)	4-0	19	9.5	2-2	1.000	0-0		2-2	1.000	2	1.0	2	0	2	0	0	4	6	3.0		
14	Rod Hampton (Fr.)	2-0	20	5.0	3-6	.500	0-0		3-4	.750	2	0.5	1	0	5	2	0	2	9	2.3		
25	J.D. Green (Fr.)	24-0	97	4.0	20-47	.426	1-5	.200	6-10	.600	47	2.0	17	0	12	11	0	1	47	2.0		
32	Reginald Muhammad (So.)	26-0	135	5.2	14-26	.538	0-0		14-22	.636	49	1.9	24	0	5	6	1	42	1.6			
11	Mike Lucas (Jr.)	16-0	31	1.9	8-11	.727	1-3	.333	7-14	.500	9	0.6	3	0	5	3	0	3	24	1.5		
35	Coyle Winborn (Sr.)	20-1	107	5.4	8-15	.533	0-0		0-1	.000	15	0.8	7	0	11	8	0	2	16	0.8		
	TEAM	35									60											
	SMU	35			1103-2155	.512	152-371	.410	521-711	.733	1276	36.5	650	22	788	460	90	297	2879	82.3		
	Opponents	35			972-2092	.465	120-394	.305	450-689	.653	1174	33.5	645	26	634	503	74	217	2514	71.8		

\* Medical Redshirt  
 Assistant Coaches: Doug Ash, Paul Graham, John McCullough & Ray Farrell  
 Strength Coach: Stan Cain  
 Trainer: Cash Birdwell  
 Assistant Trainer: Todd Bowden  
 Manager: Bret Smith

1988-89		
JOHN SHUMATE	13-16, 7-9	
N18 at Wyoming (N1) (ESPN)	L	65-70
D3 [16] NORTH CAROLINA ST	W	59-57
D6 at [6] Oklahoma (HSE)	L	87-104
D8 FLORIDA SOUTHERN	W	63-56
D20 at Nevada-Reno	L	85-97
D22 at Santa Clara (ESPN)	L	51-64
D30 NORTHERN IOWA	W	90-73
J4 NORTH TEXAS	W	81-71
J7 TEXAS A&M *	W	77-69
J9 at [20] Kansas	L, 2ot	82-90
J11 at Baylor *	W	70-67
J14 at Arkansas * (Raycom)	L	73-93
J17 at Notre Dame (WGN)	L	45-67
J19 RICE * (HSE)	W	67-57
J21 HOUSTON * (Raycom)	L, ot	83-84
J25 at Texas Tech * (HSE)	L	56-63
J29 at Texas * (Raycom)	L	65-96
F1 TCU * (HSE)	W	68-57
F5 UNC-CHARLOTTE (USA)	W	68-66
F8 at Texas A&M * (HSE)	L	58-82
F11 BAYLOR * (Raycom)	W	64-51
F15 ARKANSAS * (HSE)	L	68-81
F18 at Rice * (HSE)	L	65-67
F22 at Houston * (HSE)	W	88-85
F26 TEXAS TECH * (Raycom)	W	61-48
F28 TEXAS * (USA)	L	79-82
M4 at TCU *	L	57-62
M6 CORNELL	W	67-59
M10 vs. Texas (N2)	L, ot	91-93
N1-Big Apple NIT		
N2-SWC Postseason Classic at Dallas (Reunion Arena)		

RECORD:	OVERALL	HOME	AWAY	NEUTRAL	ATTENDANCE SUMMARY																	
ALL GAMES	13-16	11-3	2-12	0-1	GAMES																	
CONFERENCE	7-9	5-3	2-6		14																	
NON-CONFERENCE	6-7	6-0	0-6		8																	
					4,104																	
					4,789																	
#	Player	GP-GS	Min	Avg	FG-FGA	Pct	3FG-FGA	Pct	FT-FTA	Pct	Off	Def	Tot	Avg	PF	FO	A	TO	Blk	Sil	Pts	Avg
22	Kato Armstrong (Sr.)	12-12	428	35.7	85-181	.470	18-46	.391	51-65	.785	10	27	37	3.1	31	0	42	50	1	25	239	19.9
43	Eric Longino (Sr.)	29-29	996	34.3	189-379	.499	50-94	.532	54-62	.871	26	81	107	3.7	58	1	71	53	2	28	482	16.6
52	Glenn Puddy (Sr.)	25-24	736	29.4	144-262	.550	0-0		94-136	.691	81	163	244	9.8	85	0	27	51	16	10	382	15.3
20	Todd Alexander (Sr.)	10-4	218	21.8	36-86	.419	10-37	.270	18-28	.643	4	24	28	2.8	25	0	24	27	0	16	100	10.0
34	John Colborne (Jr.)	29-29	834	28.8	99-173	.572	1-2	.500	83-102	.814	68	109	177	6.1	60	0	27	51	4	8	282	9.7
25	J.D. Green (So.)	29-6	507	17.5	57-131	.435	6-12	.500	44-68	.647	27	49	76	2.6	62	2	26	66	4	17	164	5.7
14	Rod Hampton (So.)	28-16	620	22.1	35-92	.380	3-5	.600	50-76	.658	15	61	76	2.7	54	3	107	80	2	32	123	4.4
32	Reginald Muhammad (Jr.)	28-6	507	18.1	37-57	.649	0-1	.000	29-44	.659	35	73	108	3.9	52	0	10					

PLAYERS		COACHES	OPPONENTS	REVIEW	SMU	RESULTS	RECORDS	HONORS	MEDIA INFO																	
1989-90			RECORD:	OVERALL	HOME	AWAY	NEUTRAL	ATTENDANCE SUMMARY																		
JOHN SHUMATE		10-18, 5-11	ALL GAMES	10-18	5-10	5-5	0-3	GAMES																		
N24	at North Texas	W	CONFERENCE	5-11	2-6	3-5		AVG																		
D17	VANDERBILT (KDAF, HSE)	L	NON-CONFERENCE	5-7	3-4	2-0	0-3	HOME	15	2,592																
D1	Louisiana Tech (N1)	L						SWC HOME	8	2,749																
D2	Lehigh (N1)	L	#	Player	GP-GS	Min	Avg	FG-FGA	Pct	3FG-FGA	Pct	FT-FTA	Pct	Off	Def	Tot	Avg	PF	FO	A	TO	Blk	Sil	Pts	Avg	
D6	[2] KANSAS (KDAF, HSE)	L	34	John Colborne (Sr.)	27-26	902	33.4	176-356	.494	11-36	.306	129-165	.782	70	126	196	7.3	64	1	45	70	6	16	492	18.0	
D16	TEXAS-ARLINGTON (HSE)	W	53	Vernon Perdue (Sr.)	28-23	718	25.6	111-218	.509	1-1	1.000	28-42	.667	44	96	140	5.0	56	1	16	24	11	9	251	19.0	
D20	at UNC-Charlotte	W	22	Gerald Lewis (Fr.)	28-28	891	31.8	83-231	.359	24-80	.300	30-45	.667	16	79	95	3.4	64	0	92	76	9	34	220	7.9	
D23	TEXAS * (KDAF, HSE)	L	14	Rod Hampton (Jr.)	28-24	854	30.5	61-146	.418	1-7	.143	66-121	.545	24	94	118	4.2	62	2	151	100	2	53	189	6.8	
D30	TULANE (KDAF, HSE)	W	24	Troy Valentino (So.)	24-4	518	21.6	61-160	.381	32-89	.360	10-11	.909	6	20	26	1.1	35	0	32	43	2	8	164	6.8	
J3	TCU *	L	32	Reginald Muhammad (Sr.)	26-6	368	14.2	45-75	.600	0-0		18-33	.545	27	39	66	2.5	39	0	8	20	4	4	108	4.2	
J6	BUCKNELL	W	25	Tim Mason (Fr.)	28-0	529	18.9	50-113	.442	0-0		6-19	.316	36	60	96	3.4	37	0	16	20	1	6	106	3.8	
J10	at Texas A&M * (KDAF, HSE)	W	33	Tony Patterson (Sr.)	28-24	616	22.0	33-72	.458	0-2	.000	8-12	.667	39	57	96	3.4	33	0	35	31	3	13	74	2.6	
J17	[12] ARKANSAS * (KDAF, HSE)	L	54	Greg Kinzer (Fr.)	13-5	153	11.8	16-48	.333	0-0		1-4	.250	17	31	48	3.7	22	1	8	12	6	2	33	2.5	
J20	at Rice * (Raycom)	L, ot	20	Cal Butler (Fr.)	5-0	15	3.0	1-4	.250	0-0		2-2	1.000	2	0	2	0.4	0	0	2	8	0	0	0	0.8	
J24	at Houston *	L	50	Bobby Holkan (So.)	8-0	26	3.3	2-5	.400	0-0		2-2	1.000	1	3	4	0.5	11	0	0	2	6	1	1	6	0.8
J27	TEXAS TECH * (HSE)	W	30	Brian Mayfield (So.)	4-0	16	4.0	1-6	.167	0-0		0-0		2	0	2	0.5	2	0	0	1	1	0	2	0.5	
J29	PENNSYLVANIA (KDAF, HSE)	L	38	John Karl Robertson (So.)	4-0	10	2.5	1-2	.500	0-0		1-1	.000	1	1	2	0.5	1	0	1	2	0	1	2	0.5	
J31	BAYLOR * (KDAF, HSE)	L	11	Fred Kerr (Fr.)	6-0	9	1.5	0-3	.000	0-0		0-1	.000	0	0	0	0.0	1	0	1	2	0	1	0	0.0	
F3	at TCU * (Raycom)	L	28	TEAM												71	2.5									
F8	NOTRE DAME (KDAF, HSE)	L	28	Opponents				641-1436	.446	69-215	.321	300-457	.656	285	606	962	34.4	426	5	406	413	46	147	1651	59.0	
F10	TEXAS A&M * (HSE)	L	28	SMU				689-1533	.449	130-367	.354	322-441	.730	233	558	862	30.8	476	7	309	321	76	202	1830	65.4	
F14	at Texas * (KDAF, HSE)	L	28	Assistant Coaches: David Hammer, Dennis Wolff & Clifton McNeely																						
F17	[8] ARKANSAS * (Raycom)	L	28	Graduate Assistant: Don Farquhar																						
F21	RICE *	W	28	Trainer: Britt Brown																						
F24	HOUSTON * (Raycom)	L	28	Managers: Bobby Davis & Melvino Hayes																						
F28	at Texas Tech	W																								
M3	at Baylor *	W																								
M9	vs. [19] ARKANSAS (N2)	L																								
	N1-Stanford Apple Invitational at Stanford, Calif.																									
	N2-SWC Post-Season Classic at Dallas (Reunion Arena)																									

1990-91			RECORD:	OVERALL	HOME	AWAY	NEUTRAL	ATTENDANCE SUMMARY																	
JOHN SHUMATE		12-17, 6-10	ALL GAMES	12-17	9-5	2-11	1-1	GAMES																	
N24	at Arizona State	L	CONFERENCE	6-10	4-4	2-6		AVG																	
N28	at Pennsylvania	L	NON-CONFERENCE	6-7	5-1	0-5	1-1	HOME	14	2,938															
D1	WISCONSIN	L						SWC HOME	8	4,077															
D4	at Kansas	L	#	Player	GP-GS	Min	Avg	FG-FGA	Pct	3FG-FGA	Pct	FT-FTA	Pct	Off	Def	Tot	Avg	PF	FO	A	TO	Blk	Sil	Pts	Avg
D8	at Tulane	L	3	Mike Wilson (So.)	29-29	834	28.8	201-461	.436	15-55	.273	113-188	.601	73	116	189	6.5	82	4	45	88	6	24	530	18.3
D19	MIAMI (Fla.)	W, 2ot	25	Tim Mason (So.)	29-29	1035	35.7	179-327	.547	0-2	.000	76-100	.760	72	145	217	7.5	80	2	35	47	11	40	434	15.0
D22	at Vanderbilt	L	23	Chad Allen (Fr.)	26-15	583	22.4	65-167	.389	36-90	.400	45-51	.882	10	38	48	1.8	39	1	29	31	0	12	211	8.1
D28	COLUMBIA	W	22	Gerald Lewis (So.)	29-4	696	24.0	69-218	.317	22-77	.286	44-70	.629	20	75	95	3.3	57	3	83	54	13	33	204	7.0
D30	TEXAS-ARLINGTON	W	14	Rod Hampton (Sr.)	28-27	709	25.3	46-106	.434	1-4	.250	56-91	.615	19	70	89	3.2	54	1	156	66	11	40	149	5.3
J2	TEXAS TECH *	L	54	Greg Kinzer (So.)	28-2	542	19.4	58-142	.408	0-1	.000	29-46	.630	60	100	160	5.7	73	4	12	27	11	7	145	5.2
J5	at TCU *	L	20	James Gatewood (Fr.)	28-4	377	13.5	46-77	.597	0-0		20-32	.625	26	57	83	3.0	48	2	9	16	8	4	112	4.0
J7	SAM HOUSTON STATE	W	34	David Shivers (Fr.)	24-0	253	10.5	27-62	.435	2-9	.222	23-35	.657	11	24	35	1.5	36	0	27	32	4	14	79	3.3
J9	TEXAS-SAN ANTONIO	W, ot	50	Bobby Holkan (Jr.)	29-27	403	13.9	26-57	.456	0-0		27-35	.771	16	55	71	2.4	69	1	7	20	14	10	79	2.7
J12	TEXAS A&M *	W	24	Troy Valentino (Jr.)	27-2	219	8.1	27-75	.360	11-33	.333	6-10	.600	2	21	23	0.9	17	0	15	19	3	2	71	2.6
J16	at Baylor *	W	30	John Karl Robertson (Jr.)	23-6	231	10.0	13-25	.520	0-0		11-18	.611	18	10	28	1.2	31	2	10	20	1	4	37	1.6
J19	[2] ARKANSAS *	W	33	Keith Chambers (So.)	5-0	21	4.2	3-8	.375	1-4	.250	0-0		1	0	1	0.2	2	0	0	0	0	0	7	1.4
J23	RICE *	W	32	Chris Jessen (Fr.)	5-0	10	2.0	2-7	.286	0-1	.000	0-0		1	0	1	0.2	2	0	0	0	0	0	4	0.8
J26	HOUSTON *	W	52	Raymond Van Beveren (Fr.)	3-0	8	2.7	1-1	1.000	0-0		0-0		2	0	2	0.7	2	0	1	1	0	0	2	0.7
J30	at Texas *	L, 2ot	2	Clint Parker	2-0	4	2.0	0-1	.000	0-0		0-0		0	2	2	1.0	0	0	0	0	0	0	0	0.0
F2	at Texas Tech *	L, 2ot	29	TEAM												106	106	3.7							
F5	TCU *	W	29	SMU				763-1734	.440	88-276	.319	450-676	.666	331	819	1150	39.7	592	20	429	421	82	190	2064	71.2
F9	TEXAS *	L	29	Opponents				728-1707	.426	142-400	.355	497-721	.689	290	752	1042	35.9	567	10	338	397	102	205	2095	72.2
F13	at Texas A&M *	L	29	Assistant Coaches: David Hammer, Jimmy Tubbs & Jim Carideo																					
F16	BAYLOR *	L	29	Graduate Assistant: Eric Longino																					
F20	[3] ARKANSAS *	L	29	Trainer: Britt Brown																					
F23	at Rice *	L	29	Strength Coach: Patrick Moons																					
F27	at Houston *	L	29	Managers: Bobby Davis & Eugene Boze																					
M8	vs. Houston (N1)	W																							
M9	vs. [23] Texas (N1)	L																							
	N1-SWC Post-Season Classic at Dallas (Reunion Arena)																								

1991-92			RECORD:	OVERALL	HOME	AWAY	NEUTRAL	ATTENDANCE SUMMARY		
JOHN SHUMATE		10-18, 4-10	ALL GAMES	10-18	5-8	5-9	0-1	GAMES		
N25	at Southwest Texas State	W	CONFERENCE	4-						



PLAYERS		COACHES	OPPONENTS	REVIEW	RESULTS	RECORDS	HONORS	MEDIA INFO		
1993-94				RECORD:	OVERALL	HOME	AWAY	NEUTRAL	ATTENDANCE	SUMMARY
JOHN SHUMATE				ALL GAMES	6-21	4-7	1-12	1-2	GAMES	AVG
N28 [10] OKLAHOMA ST. (ESPN2)				CONFERENCE	3-11	2-5	1-6		HOME	11
D1 SAINT LOUIS				NON-CONFERENCE	3-10	2-2	0-6	1-2	SWC HOME	7
D4 WICHITA STATE										
D7 at North Texas										
D11 at Missouri										
D22 at Arizona State										
D29 East Tennessee State (N1)										
D30 [6] Kansas (N1)										
J3 at [1] Arkansas										
J8 at [5] Kansas										
J11 at Rice * (Prime)										
J15 at Texas * (Raycom)										
J18 TEXAS TECH * (Prime)										
J22 TCU * (Raycom)										
J26 HOUSTON *										
J29 at Texas A&M * (Raycom)										
F2 at Oklahoma										
F6 BAYLOR * (ESPN2)										
F9 TEXAS *										
F13 RICE * (ESPN2)										
F16 at Texas Tech *										
F19 at TCU * (Prime)										
F24 at Houston * (ESPN)										
F27 TEXAS A&M * (ESPN2)										
M2 ORAL ROBERTS *										
M5 at Baylor *										
M10 vs. Texas A&M (N2)										
N1-Golden Harvest Classic at Kansas City, Mo.										
N2-Dr Pepper SWC Classic at Dallas										
				Assistant Coaches: Tom Schneider, Jimmy Tubbs & Jerry Kasslin						
				Trainer: Gary Nelson						
				Managers: Chris Turner & Cedric Wilkerson						

PLAYERS		COACHES	OPPONENTS	REVIEW	RESULTS	RECORDS	HONORS	MEDIA INFO		
1994-95				RECORD:	OVERALL	HOME	AWAY	NEUTRAL	ATTENDANCE	SUMMARY
JOHN SHUMATE				ALL GAMES	7-20	2-10	4-8	1-2	GAMES	AVG
N26 at Wichita State				CONFERENCE	3-11	1-6	2-5		HOME	12
N30 at Oklahoma State				NON-CONFERENCE	4-9	1-4	2-3	1-2	SWC HOME	7
D3 at Creighton										
D6 OKLAHOMA										
D8 [3] ARKANSAS										
D19 at Saint Louis										
D22 NORTH TEXAS										
D28 Southern Cal (N1)										
D29 Lehigh (N1)										
J4 MISSOURI										
J7 [5] KANSAS (ESPN2)										
J11 RICE * (Raycom)										
J14 TEXAS *										
J21 at Texas Tech * (Raycom)										
J25 at TCU *										
J28 HOUSTON *										
J31 TEXAS A&M * (Prime)										
F8 BAYLOR *										
F11 at Rice *										
F15 at Texas *										
F18 TEXAS TECH * (Raycom)										
F21 TCU * (Prime)										
F25 at Oral Roberts										
M1 at Texas A&M *										
M4 at Houston *										
M9 vs. Texas Tech (N2)										
N1-Selton Hall/Meadowlands Tournament at East Rutherford, N.J.										
N2-Dr Pepper SWC Classic at Dallas										
				Assistant Coaches: Jimmy Tubbs, Dick Lien & Darren Tillis						
				Trainer: Gary Nelson						
				Managers: Chris Turner & Cedric Wilkerson						

PLAYERS		COACHES	OPPONENTS	REVIEW	RESULTS	RECORDS	HONORS	MEDIA INFO		
1995-96				RECORD:	OVERALL	HOME	AWAY	NEUTRAL	ATTENDANCE	SUMMARY
MIKE DEMENT				ALL GAMES	8-20	6-6	0-13	2-1	GAMES	AVG
N25 CREIGHTON				CONFERENCE	3-11	3-4	0-7		HOME	12
N27 HARDIN-SIMMONS				NON-CONFERENCE	5-9	3-2	0-6	2-1	SWC HOME	7
N30 at [13] Missouri										
D2 WICHITA STATE										
D9 OKLAHOMA STATE										
D16 McMURRY										
D21 at Arkansas										
D29 at Arizona State (N1)										
D30 Pennsylvania (N1)										
J3 at Oklahoma										
J6 at [4] Kansas										
J8 at Houston * (Prime)										
J13 BAYLOR *										
J17 at Rice *										
J20 at Texas *										
J23 [22] TEXAS TECH * (Prime)										
J27 TCU										
J31 at North Texas										
F3 at Texas A&M *										
F10 at Baylor *										
F14 RICE *										
F17 TEXAS * (Raycom)										
F20 at [9] Texas Tech *										
F24 at TCU *										
F28 HOUSTON *										
M2 TEXAS A&M *										
M7 vs. Houston (N2)										
M8 vs. Texas (N2)										
N1-ASU/Tribune Classic at Tempe, Ariz.										
N2-Dr Pepper SWC Classic at Dallas										
				Assistant Coaches: Dean Keener, Jimmy Tubbs & Robert Lineburg						
				Trainer: Gary Nelson						
				Managers: Jim Dillavou & David Kraitman						

PLAYERS		COACHES	OPPONENTS	REVIEW	RESULTS	RECORDS	HONORS	MEDIA INFO		
1996-97				RECORD:	OVERALL	HOME	AWAY	NEUTRAL	ATTENDANCE	SUMMARY
MIKE DEMENT				ALL GAMES	16-12	9-4	6-7	1-1	GAMES	AVG
N23 HARDIN-SIMMONS				CONFERENCE	7-9	4-4	3-5		HOME	13
N30 at Wichita State				NON-CONFERENCE	9-3	5-0	3-2	1-1	WAC HOME	8
D2 NORTH TEXAS										
D5 at Davidson										
D7 at Kent										
D16 CENTENARY										
D21 at Oklahoma State										
D28 at Stetson										
D30 PRAIRIE VIEW A&M										
J4 AIR FORCE *										
J6 YALE										
J9 at UTEP *										
J11 at [18] New Mexico *										
J16 [9] UTAH * (TCI-Dallas)										
J18 BYU * (TCI-Dallas)										
J22 at Air Force *										
J25 TCU * (TCI-Dallas)										
J30 at [21] Tulsa *										
F1 at Rice *										
F6 [9] NEW MEXICO * (TCI-Dallas)										
F8 UTEP * (TCI-Dallas)										
F13 at [5] Utah *										
F15 at BYU * (ESPN2)										
F19 at TCU *										
F27 RICE * (TCI-Dallas)										
M1 TULSA * (TCI-Dallas)										
M4 vs. Colorado State (N1)										
M6 vs. [3] Utah (N1)										
N1-WAC Tournament at Las Vegas, Nev.										
				Assistant Coaches: Dean Keener, Jimmy Tubbs & Robert Lineburg						
				Student Assistant: Brad Hoke						
				Trainer: Gary Nelson						
				Managers: Eric Holmes & Nykesha Cole						



PLAYERS	COACHES	OPPONENTS	REVIEW	RESULTS	RECORDS	HONORS	MEDIA INFO		
1997-98		RECORD:		OVERALL	HOME	AWAY	NEUTRAL	ATTENDANCE	SUMMARY
MIKE DEMENT	18-10, 6-8	ALL GAMES	18-10	13-4	4-5	1-1		GAMES	AVG
N22 TEXAS TECH	W	CONFERENCE	6-8	3-4	3-4			HOME	17
N25 AUSTIN COLLEGE	W	NON-CONFERENCE	12-2	10-0	1-1	1-1		WAC	3,508
N25 STEPHEN F. AUSTIN	W							HOME	4,222
N29 at Florida Atlantic	W								
D26 TEXAS-ARLINGTON	W								
D6 KENT	W								
D17 PRAIRIE VIEW A&M	W								
D20 DAVIDSON	W								
D28 STETSON	W								
D30 HARVARD	W								
J3 at UTEP	W								
J8 SAN JOSE STATE *	W								
J10 FRESNO STATE * (ESPN2)	L								
J15 at San Diego State *	W								
J17 at [24] Hawaii	W								
J22 UTEP	L								
J26 TCU * (ESPN)	L								
J29 TULSA *	L								
J31 RICE * (FSN-SW)	L								
F7 at Fresno State *	L								
F9 at San Jose State * (ESPN2)	W								
F12 SAN DIEGO STATE	W, ot								
F14 HAWAII * (FSN-SW)	L								
F16 at [19] TCU * (FSN-SW)	L								
F26 at Rice *	W								
F28 at Tulsa * (FSN-SW)	L								
M3 vs. Colorado State (N1)	W								
M4 vs. [13] TCU (N1)	L								
N1-WAC Tournament at Las Vegas, Nev.									

PLAYERS	COACHES	OPPONENTS	REVIEW	RESULTS	RECORDS	HONORS	MEDIA INFO		
1998-99		RECORD:		OVERALL	HOME	AWAY	NEUTRAL	ATTENDANCE	SUMMARY
MIKE DEMENT	15-15, 7-7	ALL GAMES	15-15	8-6	6-6	1-3		GAMES	AVG
N18 at [3] Stanford (N1) (ESPN)	L	CONFERENCE	7-7	4-3	3-4			HOME	14
N29 FLORIDA ATLANTIC	W	NON-CONFERENCE	8-8	4-3	3-2	1-3		WAC	7
D3 at Texas Tech (FSN-SW)	L								4,771
D5 ALCORN STATE	L								
D12 MISSOURI	L								
D16 LIBERTY	W								
D19 CHATTANOOGA	L								
D21 at Stephen F. Austin	W								
D28 Alaska-Anchorage (N2)	L								
D29 Navy (N2)	W								
J4 TEXAS-PAN AMERICAN	W								
J4 at Richmond	W								
J6 HARDIN-SIMMONS	W								
J11 [20] TCU * (ESPN)	L								
J14 at Colorado State * (ESPN2)	L								
J16 at Wyoming	L								
J21 UNLV	W								
J23 AIR FORCE *	W								
J28 at Rice *	L, ot								
J30 at Tulsa * (FSN-SW)	L								
F6 at TCU * (FSN-SW)	W								
F11 COLORADO STATE *	W								
F13 WYOMING * (FSN-SW)	W								
F18 at Air Force *	W								
F20 at UNLV * (ESPN2)	W								
F25 TULSA *	L								
F27 RICE * (FSN-SW)	L								
M2 UTEP (N3)	W								
M3 at UNLV (N3)	W								
M4 vs. [25] New Mexico (N3)	L								
N1-Chase Preseason NIT at Stanford, Calif.									
N2-ASU Holiday Classic at Tempe, Ariz.									
N3-WAC Tournament at Las Vegas, Nev.									

PLAYERS	COACHES	OPPONENTS	REVIEW	RESULTS	RECORDS	HONORS	MEDIA INFO		
1999-2000		RECORD:		OVERALL	HOME	AWAY	NEUTRAL	ATTENDANCE	SUMMARY
MIKE DEMENT	21-9, 9-5	ALL GAMES	21-9	13-2	7-6	1-1		GAMES	AVG
N20 HARDIN-SIMMONS	W	CONFERENCE	9-5	5-2	4-3	0-0		HOME	15
N23 LAMAR	W	NON-CONFERENCE	12-4	8-0	3-3	1-1		WAC	13
N27 at Houston	W								57,955
N29 ARK.-PINE BLUFF	W								8,364
D1 at Missouri	W								5,833
D3 vs. Md.-Eastern Shore (N1)	W								7,117
D4 at SW Missouri State (N1)	W								4,934
D11 STONY BROOK	W								
D16 RICHMOND	W								
D20 ST. LOUISIANA	W								
D23 at Chattanooga	W, ot								
D20 NAVY	W								
D31 at Tulane	L								
J2 NEW MEXICO STATE	W								
J8 RICE * (FSN-SW)	W								
J12 at Hawaii	W								
J15 at San Jose State *	W								
J20 UTEP *	W								
J22 FRESNO STATE * (FSN-SW)	W								
J29 at TCU *	L								
F3 at [17] Tulsa *	W								
F7 at Rice * (FSN-SW)	W								
F10 SAN JOSE STATE *	W								
F12 HAWAII *	W								
F17 at Fresno State *	W								
F19 at UTEP *	W								
F28 TCU * (FSN-SW)	L								
M4 [15] TULSA *	L, 2ot								
M9 vs. Hawaii (N2)	L								
M16 at SW Missouri State (N3)	L								
N1-Pizza Hut Invitational at Springfield, Mo.									
N2-WAC Tournament at Fresno, Calif.									
N3-Postseason NIT at Springfield, Mo.									

PLAYERS	COACHES	OPPONENTS	REVIEW	RESULTS	RECORDS	HONORS	MEDIA INFO		
2000-01		RECORD:		OVERALL	HOME	AWAY	NEUTRAL	ATTENDANCE	SUMMARY
MIKE DEMENT	18-12, 8-8	ALL GAMES	18-12	10-2	5-7	3-3		GAMES	AVG
N25 at Lamar	W	CONFERENCE	8-8	6-2	2-6	0-0		HOME	12
N29 at New Mexico State (KSTR)	W	NON-CONFERENCE	10-4	4-0	3-1	3-3		WAC	6
D2 TULANE	W								4,969
D4 ARK.-PINE BLUFF	W								3,914
D7 at Tennessee(KSTR,FSN-SW)	L								6,233
D9 at Navy	W								2,747
D17 HOUSTON	W								4,608
D20 Puerto Rico - Mayaguez (N1)	W								
D21 Va. Commonwealth (N1)	W								
D22 Nebraska (N1)	W								
D29 Texas - Pan Am (N2)	W								
D30 [17] Oklahoma (N2)	L, ot								
J4 SAN JOSE STATE	W								
J6 HAWAII * (FSN-SW)	W								
J11 at Nevada *	W								
J13 at Fresno State * (KSTR)	L								
J18 RICE *	W								
J22 at UTEP * (KSTR)	L								
J25 NEVADA *	W								
J27 at TCU * (FSN-SW)	L								
J30 MORRIS BROWN	W								
F3 TULSA *	W								
F5 at Rice * (KSTR)	W								
F8 UTEP *	W								
F15 at Hawaii *	L								
F18 at San Jose State *	L								
F22 [25] FRESNO STATE *	L								
F24 at Tulsa * (FSN-SW)	L								
M3 TCU * (FSN-SW)	L								
M8 vs. UTEP (N3) (KSTR)	L								
N1 - San Juan Shootout at San Juan, P.R.									
N2 - Touchstone Energy Tour, at Oklahoma City, Okla.									
N3 - WAC Tournament at Tulsa, Okla.									

2001-02	15-14, 10-8	Att.
N16 MIKE DEMENT	W	74-54 2476
N18 NAVY	W	81-64 2287
N20 TEXAS TECH	L	75-78 8998
N27 at Baylor	L	90-92 7258
N30 LaSalle (N1)	W	72-63 15500
D1 at [7] Iowa (N1)	L	69-86 15500
D4 at North Texas	W	74-66 2101
D6 TENNESSEE	L	62-79 5638
D14 ORAL ROBERTS	W	82-64 2102
D18 at TCU	W	87-94 1948
D28 BOISE STATE*	W	80-67 3198
D30 UTEP*	W	55-46 3528
J5 at Louisiana Tech*	W	74-71 3331
J10 at San Jose State*	W	68-66 1273
J12 at Hawaii*	L	74-83 9041
J17 RICE*	W	76-49 3758
J19 TULSA*	W	87-95 5699
J24 at Fresno State*	L	70-78 10220
J26 at Nevada*	W	71-57 6486
F7 LOUISIANA TECH*	L	66-70 3826
F2 HAWAII*	L	76-85 3662
F9 SAN JOSE STATE*	W	84-55 3074
F14 at Tulsa*	W	69-87 8160
F16 at Rice*	W	63-61 2527
F21 NEVADA*	W	71-71 1121
F23 FRESNO STATE*	L	78-86 5338
F28 at UTEP*	W	63-61 7892
M2 at Boise State*	L	63-80 5372
M6 vs. Nevada (N2)	L	66-72 3557

RECORD:	OVERALL	HOME	AWAY	NEUTRAL
ALL GAMES	15-14	8-6	6-7	1-1
CONFERENCE	10-8	5-4	5-4	0-0
NON-CONFERENCE	5-6	3-2	1-3	1-1

#	Player	GP-GS	Min	Avg	FG-FGA	Pct	3FG-FGA	Pct	FT-FTA	Pct	Off	Def	Tot	Avg	PF	FO	A	TO	Blk	Sil	Pts	Avg
40	Damon Hancock (Sr.)	26-24	870	33.5	183-428	.428	48-136	.353	158-239	.661	24	90	114	4.4	55	1	94	116	0	23	572	22.0
13	Quinton Ross (Sr.)	29-29	1004	34.6	162-386	.420	58-182	.319	123-160	.769	63	125	188	6.5	57	0	60	64	24	40	505	17.4
1	Patrick Simpson (Fr.)	28-27	977	24.9	87-188	.463	6-28	.214	40-67	.597	48	143	191	6.8	77	3	21	44	41	15	220	7.9
24	Kris Lowe (Sr.)	29-28	873	27.0	61-156	.391	15-65	.231	54-78	.692	51	123	173	4.2	29	0	53	33	6	20	191	6.6
3	Justin Isham (So.)	28-5	586	20.9	66-146	.452	17-50	.340	28-45	.622	25	60	85	3.0	58	1	31	40	6	23	177	6.3
21	Eric Castro (Fr.)	22-11	352	16.0	50-82	.610	3-7	.429	25-46	.543	31	51	82	3.7	41	2	13	22	4	7	128	5.8
5	Brian Miller (Fr. Med. RS)	6-0	78	13.0	7-20	.350	6-17	.353	6-7	.857	3	8	11	1.8	6	0	3	4	0	3	26	4.3
55	Mike Niemi (Sr.)	29-18	468	16.1	38-79	.481	3-8	.375	29-45	.644	34	40	74	2.6	75	3	8	26	6	14	108	3.7
3	Jibran Kelley (Sr.)	29-1	520	17.9	28-64	.438	2-6	.333	22-38	.579	32	64	96	3.3	61	1	11	23	11	22	80	2.8
54	Jon Forinash (Sr.)	16-1	120	7.5	10-20	.500	0-0	.000	5-10	.500	13	23	36	2.3	20	0	1	6	7	2	25	1.6
40	Billy Pharis (Sr.)	24-0	122	5.1	11-29	.379	4-14	.286	5-13	.385	5	16	21	0.9	10	0	4	4	2	2	31	1.3
50	Nigel Smith (Sr.)	26-1	181	7.0	9-25	.360	0-0	.000	8-12	.667	13	19	32	1.2	33	0	1	9	9	1	26	1.0
25	Johnnie Freeman	2-0	2	1.0	1-2	.500	0-0	.000	0-0	.000	1	1	2	1.0	0	0	0	0	0	0	2	1.0
20	Michael Dement (Fr.)	7-0	8	1.1	1-3	.333	0-1	.000	3-4	.750	0	3	3	0.4	0	0	0	1	0	1	5	0.7
22	Ryan Hatch (Fr.)	8-0	9	1.1	2-6	.333	1-1	.000	0-1	.000	2	0	2	0.3	2	0	0	0	0	2	5	0.6

RECORD:	OVERALL	HOME	AWAY	NEUTRAL
ALL GAMES	15-14	8-6	6-7	1-1
CONFERENCE	10-8	5-4	5-4	0-0
NON-CONFERENCE	5-6	3-2	1-3	1-1

SCORE:	1st	2nd	Total
SMU Mustangs	998	1103	2101
Opponents	1014	1049	2063

Assistant Coaches: Jimmy Tubbs, Robert Lineburg & Simon Cole  
Strength Coach: Will Black  
Managers: Jon Allmon, David Zimmerman, Kim Sciallo, Aureleye Stewart

2002-03	17-13, 11-7	Att.
N24 TCU	W	87-84 7102
N26 at Texas Tech (KFWD)	L	59-77 7581
N29 NORTH TEXAS	W	88-75 4087
D15 at Oral Roberts	L	62-75 4856
D18 at Wake Forest (FSN-SW)	L	79-73 7916
D19 at Appalachian State	L	65-81 1072
D21 BAYLOR	W	66-58 5075
D28 vs. Gardner-Webb (N1)	W	64-63 11373
D29 at UNLV (N1)	L	78-79 10430
J2 SAN DIEGO	W	88-82 2989
J4 at Louisiana Tech *	L	77-89 1173
J9 at Hawaii *	L	55-72 6607
J11 at San Jose St. *	W	91-79 1016
J16 FRESNO ST. *	L	73-75 2874
J18 NEVADA *	W	86-76 3044
J23 at Rice * (FSN-SW)	W	89-83 2277
J25 at Tulsa *	W	86-84 8405
J30 UTEP *	W	80-56 2978
F1 BOISE ST. *	L	85-88 3251
F6 SAN JOSE ST. *	W	82-66 2572
F8 HAWAII * (FSN-SW)	W	78-69 4072
F13 at Nevada *	L	64-82 6436
F15 at Fresno St. *	L	56-76 10068
F19 TULSA *	L	70-77 3126
F22 RICE *	W	73-63 3987
F27 at Boise St. *	W	66-58 3762
M1 at UTEP *	W	65-43 6451
M8 LOUISIANA TECH *	W	84-61 4011
M13 vs. Boise State (N2)	W	65-58 3127
M14 vs. Nevada (N2)	L	66-81 6134

RECORD:	OVERALL	HOME	AWAY	NEUTRAL
ALL GAMES	17-13	10-3	5-9	2-1
CONFERENCE	11-7	6-3	5-4	0-0
NON-CONFERENCE	6-6	4-0	0-5	2-1

#	Player	GP-GS	Min	Avg	FG-FGA	Pct	3FG-FGA	Pct	FT-FTA	Pct	Off	Def	Tot	Avg	PF	FO	A	TO	Blk	Sil	Pts	Avg
13	Quinton Ross (Sr.)	30-30	1056	35.2	191-422	.453	42-141	.298	184-232	.793	77	114	191	6.4	66	1	63	64	24	46	608	20.3
11	Bryan Hopkins (Fr.)	29-26	905	31.2	117-333	.351	54-164	.329	92-120	.767	13	79	92	3.2	80	1	112	121	7	61	380	13.1
1	Patrick Simpson (So.)	30-24	860	28.7	139-268	.519	14-34	.412	66-95	.695	72	140	212	7.1	87	3	37	74	45	19	358	11.9
21	Eric Castro (So.)	30-23	772	25.7	105-186	.565	12-28	.429	48-77	.623	58	122	180	6.0	66	0	32	51	17	22	270	9.0
3	Justin Isham (So.)	30-24	811	27.0	83-181	.459	14-43	.326	47-71	.662	40	66	106	3.5	70	1	74	48	19	39	227	7.6
4	Kris Lowe (Fr.)	29-6	426	14.7	38-100	.380	15-39	.385	35-42	.833	31	44	75	2.6	30	0	26	30	6	8	126	4.3
25	Brian Miller (Sr.)	24-0	143	6.0	18-65	.277	8-39	.205	7-13	.538	7	9	16	0.7	24	0	11	11	0	8	51	2.1
23	Jibran Kelley (Sr.)	30-6	536	17.9	21-48	.438	0-0	.000	17-34	.500	32	58	90	3.0	64	2	9	32	18	17	59	2.0
23	Lavardicus Atkins (So.)	28-4	308	11.0	16-72	.222	6-45	.133	13-24	.542	4	21	25	0.9	23	0	17	18	1	7	51	1.8
50	Nigel Smith (Sr.)	16-7	153	9.6	13-25	.520	0-0	.000	3-11	.273	8	20	28	1.8	27	0	0	13	4	2	29	1.8
25	Domas Rackauskas (Fr.)	23-0	124	5.4	2-10	.200	0-1	.000	5-8	.625	9	17	26	1.1	22	1	2	9	8	4	15	0.7
20	Michael Dement (So.)	5-0	6	1.2	1-3	.333	1-3	.333	0-0	.000	0	0	0	0.0	0	0	1	1	0	0	3	0.6
12	Bobby Ailkenhead (So.)	11-0	18	1.6	2-3	.667	0-1	.000	1-2	.500	1	1	2	0.2	1	0	1	1	0	1	5	0.5
22	Ryan Hopkins (Fr.)	8-0	7	0.9	1-4	.250	1-3	.333	0-0	.000	1	2	3	0.4	1	0	2	1	0	0	3	0.4

SCORE:	1st	2nd	OT	Total
SMU Mustangs	976	1149	60	2185
Opponents	1037	1106	42	2185

Assistant Coaches: Robert Lineburg, Coleman Crawford & Robert Brickey  
Coordinator of Operations: Alydas Pazdradzis  
Strength Coach: Will Black  
Manager: Jon Allmon

2003-04	12-18, 5-13	Att.
N22 Texas-Pan American (N1)	W	69-59 1326
N28 at San Diego	L	65-68 1013
D1 TEXAS TECH	W	62-59 6213
D3 at Baylor	W	66-62 4225
D15 [9] WAKE FOREST	L	66-78 5012
D18 at APALACHIAN STATE	L	74-84 7066
D20 vs. Miami(OH)(N2)(ESPN+)	W	66-55 8232
D21 at [17]Purdue(N2)(ESPN+)	W	60-59 8201
D31 at Navy	W	68-54 1353
J3 vs. Oklahoma St.(N3)(ESPN)	L	54-89 9760
J6 TULSA *	W	67-58 2874
J10 at Fresno State *	L	53-54 13653
J18 at Nevada *	L	74-84 7066
J15 HAWAII *	W	69-61 4011
J17 SAN JOSE STATE *	W	73-58 2804
J20 at Rice *	L	40-80 1808
J24 LOUISIANA TECH *	L	61-75 2122
J29 at UTEP *	L	62-88 10276
J31 at Boise State *	L	59-61 4641
F5 NEVADA *	W	71-70 2067
F7 FRESNO STATE *	L	74-71 3126
F12 at San Jose State *	W	62-55 1133
F14 at Hawaii *	L	59-62 7883
F21 at Louisiana Tech *	L	69-74 2000
F26 BOISE STATE *	L	50-89 2108
F28 UTEP *	L	71-81 5104
M4 at Tulsa *	L	64-56 7120
M6 RICE * (SportsWest)	W	66-71 4921
M9 vs. Tulsa (N4)	W	79-60 5493
M11 vs. Nevada (N4)	L	60-75 5303

RECORD:	OVERALL	HOME	AWAY	NEUTRAL
ALL GAMES	12-18	4-8	5-8	3-2
CONFERENCE	5-13	3-6	2-7	0-0
NON-CONFERENCE	7-5	1-2	3-1	3-2

#	Player	GP-GS	Min	Avg	FG-FGA	Pct	3FG-FGA	Pct	FT-FTA	Pct	Off	Def	Tot	Avg	PF	FO	A	TO	Blk	Sil	Pts	Avg
11	Bryan Hopkins (So.)	29-29	989	34.1	170-386	.440	84-208	.404	90-113	.796	14	93	107	3.7	85	3	110	108	3	53	514	17.7
1	Patrick Simpson (Sr.)	30-28	864	28.8	128-273	.469	11-47	.234	73-110	.664	55	124	179	6.0	78	0	25	53	31	21	340	11.3
20	Eric Castro (Sr.)	30-30	904	30.1	111-218	.509	3-23	.130	73-107	.682	58	110	168	5.6	73	1	55	69	12	43	298	9.9
3	Justin Isham (Sr.)	30-27	896	29.9	85-212	.401	21-74	.284	44-66	.667	36	67	103	3.4	73	2	54	62	15	28	235	7.8
24	Kris Lowe (Sr.)	29-28	913	31.5	72-169	.426	25-65	.385	43-63	.683	50	65	115	4.0	37	0	61	54	5	29	212	7.3
5	Brian Miller (So.)	21-0	229	10.9	26-75	.347	17-55	.309	2-6	.333	5	11	16	0.8	26	1	14	13	3	3	71	3.4
2	Devon Pearson (Fr.)</																					

2005-06		
JIMMY TUBBS	13-16, 4-10	Att
N20 at La-Monroe	L 64-71	632
N22 CENTENARY	W 85-67	2133
N27 TOLEDO	L 60-72	2036
N29 LONG ISLAND	W 74-62	2152
D1 at Texas State	W 78-67	1715
D3 at Oklahoma State	L 54-64	11714
D10 HARDIN-SIMMONS	W 85-70	2032
D19 SAVANNAH STATE	W 89-46	2188
D22 at Wyoming	L 69-75	3715
D28 HARVARD	W 76-55	2649
D30 TCU (CSTV)	W 52-49	3152
J3 [12] OKLAHOMA	L 47-50	6857
J11 UTEP*	L 67-80	3732
J14 at [5] Memphis*	L 53-73	14443
J18 at East Carolina*	W, ot 74-70	4612
J21 RICE*	W, ot 80-69	4112
J24 at Texas-Pan American	W 84-54	1150
J28 at UTEP*	L 53-57	11794
F1 at Tulane*	L 56-59	1478
F4 SOUTHERN MISS*	W 58-53	2874
F8 TULSA*	L 51-55	3373
F11 at Houston*	L 57-69	4306
F15 MARSHALL*	L, ot 72-75	2372
F18 UCF*	W 77-55	2241
F22 at Tulsa* (CSTV)	L 56-73	5525
F25 UAB*	L 68-73	4118
M4 at Rice*	L 66-68	3068
M8 vs Rice (N1)	W 61-59	9282
M9 vs [24] UAB (N1) (CSTV)	L 55-69	9346

2005-06:			ALL	H	A	N
ALL GAMES			13-16	9-6	3-9	1-1
CONFERENCE			4-10	3-4	1-6	0-0
NON-CONFERENCE			9-6	6-2	2-3	1-1
#	Player	GP-S	Min	Avg	FG-A	Pct
11	Bryan Hopkins	22-22	751	34.1	101-265	381
15	Derrick Roberts	29-20	904	31.2	119-259	459
2	Devon Pearson	29-25	836	28.8	118-296	399
3	Dez Willingham	29-28	853	29.4	87-239	364
1	Brian Morris	22-5	407	18.5	65-120	542
25	Donatas Rackauskas	29-15	564	19.4	71-141	504
21	Bamba Fall	18-14	434	24.1	33-68	485
10	Ike Ofoegbu	27-15	422	15.6	35-62	565
34	Brian Epps	27-4	235	8.7	31-85	365
12	Jon Killen	29-0	396	13.7	20-42	476
0	Paulius Ritter	7-0	39	5.6	3-4	750
22	Ryan Hopkins	9-1	30	3.3	3-7	429
23	Matt Williams	1-0	4	4.0	0-0	000
TM	TEAM	Total			686-1588	432
	Opponents	29			657-1615	407

SCORING:			1	2	OT	TOT																
SMU			886	1000	35	1921																
Opp.			840	996	23	1859																
#	Player	GP-S	Min	Avg	FG-A	Pct	3FG-A	Pct	FT-A	Pct	Off	Def	Reb	Avg	PF	FO	A	TO	Blk	Sll	Pts	Avg
15	Bryan Hopkins	22-22	751	34.1	101-265	381	52-150	347	64-79	.810	15	79	94	4.3	54	1	77	72	6	52	318	14.5
15	Derrick Roberts	29-20	904	31.2	119-259	459	17-63	270	55-83	.663	36	69	105	3.6	62	1	70	68	8	26	310	10.7
2	Devon Pearson	29-25	836	28.8	118-296	399	16-67	239	54-78	.692	87	155	242	8.3	58	1	34	48	13	34	306	10.6
3	Dez Willingham	29-28	853	29.4	87-239	364	46-126	365	59-77	.766	8	56	64	2.2	33	0	76	64	0	33	279	9.6
1	Brian Morris	22-5	407	18.5	65-120	542	0-1	000	28-43	.651	41	74	115	5.2	62	2	14	35	13	7	158	7.2
25	Donatas Rackauskas	29-15	564	19.4	71-141	504	1-2	500	38-59	.644	46	89	135	4.7	71	1	16	36	28	14	181	6.2
21	Bamba Fall	18-14	434	24.1	33-68	485	0-0	000	39-64	.609	24	49	73	4.1	52	1	11	30	53	5	105	5.8
10	Ike Ofoegbu	27-15	422	15.6	35-62	565	0-1	000	32-50	.640	40	42	82	3.0	60	1	21	32	11	14	102	3.8
34	Brian Epps	27-4	235	8.7	31-85	365	9-39	231	16-17	.941	12	21	33	1.2	23	0	11	17	2	8	87	3.2
12	Jon Killen	29-0	396	13.7	20-42	476	0-1	000	17-23	.739	9	20	29	1.0	53	1	43	42	1	25	57	2.0
0	Paulius Ritter	7-0	39	5.6	3-4	750	0-0	000	3-5	.600	6	3	9	1.3	12	0	6	3	2	9	1.3	
22	Ryan Hopkins	9-1	30	3.3	3-7	429	1-4	250	2-2	1.000	2	4	6	0.7	0	0	3	3	0	2	9	1.0
23	Matt Williams	1-0	4	4.0	0-0	000	0-0	000	0-0	000	0	0	0	0.0	0	0	0	0	0	0	0	0.0
TM	TEAM	Total			686-1588	432	142-454	313	407-580	.702	362	697	1059	36.5	540	9	376	455	138	222	1921	66.2
	Opponents	29			657-1615	407	160-473	338	385-559	.689	360	620	980	33.8	522	9	397	418	99	225	1859	64.1

STAFF		
Head Coach: Jimmy Tubbs		
Assistant Coach: Robert Lineburg		
Assistant Coach: Dean Christian		
Assistant Coach: Anthony Anderson		
Director of Operations: Tim Heskett		
Strength Coach: Courtney Ray		
Trainer: Zach McLeese		
Manager: Matt Lisiewski		
Assistant Manager: Brian Porth		

PLAYER			HT	WT	PS	CL	HOMETOWN (LAST SCHOOL)
Brian Epps	6-5	225	G/F	Jr.	Milwaukee, Wisc. (Ga. Perimeter JC)		
Bamba Fall	7-1	200	C	Fr.	St. Louis, Senegal (Oak Hill Academy (Va.))		
Bryan Hopkins	6-0	195	G	Sr.	Dallas, Texas (Lincoln HS)		
Ryan Hopkins	6-2	170	G	Sr.	Dallas, Texas (Lincoln HS)		
Jon Killen	6-4	195	G	So.	Arlington, Texas (Martin HS)		
Brian Morris	6-8	260	F	Fr.	Portland, Ore. (Jefferson HS)		
Ike Ofoegbu	6-8	225	F	Fr.	San Antonio, Texas (Hill/Taft))		
Devon Pearson	6-6	235	F	Jr.	Miami, Fla. (Northwestern)		
Donatas Rackauskas	6-11	245	F/C	Jr.	Alytus, Lithuania (New Hampton (N.H.))		
Paulius Ritter	6-7	255	F	So.	Vilnius, Lithuania (Holland Hall (Okla.))		
Derrick Roberts	6-4	198	G	So.	Houston, Texas (Nimitz HS)		
Matt Williams	6-2	180	G	Fr.	Addison, Texas (Trinity Christian Academy)		
Dez Willingham	6-0	180	G	So.	De Soto, Texas (Kansas State)		

ATTENDANCE		
HOME	15	46,021
AWAY	12	64,152
NEUTRAL	2	18,628
TOTAL	29	128,801
C-USA	GMS	TOT
HOME	7	22,822
AWAY	7	45,226
TOTAL	14	68,048

CONFERENCE USA:			ALL	H	A	
CONFERENCE			4-10	3-4	1-6	
#	Player	GP-S	Min	Avg	FG-A	Pct
11	Bryan Hopkins	14-14	496	35.4	66-177	.373
15	Derrick Roberts	14-7	428	30.6	52-109	.477
2	Devon Pearson	14-13	392	28.0	49-133	.368
3	Dez Willingham	14-13	399	28.5	39-110	.355
1	Brian Morris	7-4	143	20.4	22-46	.478
21	Bamba Fall	14-13	378	27.0	31-65	.477
25	Donatas Rackauskas	14-1	227	16.2	20-46	.435
34	Brian Epps	12-0	86	7.2	13-38	.342
10	Ike Ofoegbu	13-4	156	12.0	11-20	.550
12	Jon Killen	14-0	164	11.7	8-14	.571
22	Ryan Hopkins	3-1	6	2.0	2-4	.500
TM	TEAM	Total			313-762	411
	Opponents	14			324-796	407

SCORING:			1	2	OT	TOT																
SMU			375	478	35	888																
Opp.			411	495	23	929																
#	Player	GP-S	Min	Avg	FG-A	Pct	3FG-A	Pct	FT-A	Pct	Off	Def	Reb	Avg	PF	FO	A	TO	Blk	Sll	Pts	Avg
8	Bryan Hopkins	4-7	55	3.9	40-80	.500	13-27	.481	10-12	.833	8	47	55	3.9	40	1	46	46	1	36	207	14.8
8	Derrick Roberts	14-7	428	30.6	52-109	.477	10-28	.357	20-32	.625	18	35	53	3.8	27	0	24	29	0	10	134	9.6
8	Devon Pearson	14-13	392	28.0	49-133	.368	4-21	.190	25-33	.758	33	78	111	7.9	29	1	18	19	3	14	127	9.1
8	Dez Willingham	14-13	399	28.5	39-110	.355	20-56	.357	20-26	.769	6	23	29	2.1	15	0	34	32	0	13	118	8.4
8	Brian Morris	7-4	143	20.4	22-46	.478	0-0	000	6-13	.462	14	21	35	5.0	22	1	8	14	0	2	50	7.1
8	Bamba Fall	14-13	378	27.0	31-65	.477	0-0	000	33-56	.589	22	45	67	4.8	42	1	9	27	47	5	95	6.8
8	Donatas Rackauskas	14-1	227	16.2	20-46	.435	0-0	000	23-27	.852	18	42	60	4.3	29	0	7	19	9	3	63	4.5
8	Brian Epps	12-0	86	7.2	13-38	.342	4-14	.286	7-8	.875	7	9	16	1.3	10	0	3	3	1	3	37	3.1
8	Ike Ofoegbu	13-4	156	12.0	11-20	.550	0-0	000	7-12	.583	12	20	32	2.5	24	0	3	15	6	5	29	2.2
8	Jon Killen	14-0	164	11.7	8-14	.571	0-0	000	8-11	.727	2	3	5	0.4	22	0	13	16	0	11	24	1.7
8	Ryan Hopkins	3-1	6	2.0	2-4	.500	0-0	000	0-0	000	1	0	1	0.3	0	0	1	0	0	0	4	1.3
TM	TEAM	Total			313-762	411	68-215	316	194-272	.713	158	345	503	35.9	260	4	166	222	67	102	888	63.4
	Opponents	14			324-796	407	82-233	352	199-286	.696	181	330	511	36.5	242	4	204	190	59	119	929	66.4

2006-07		
MATT DOHERTY	14-17, 3-13	Att
N12 vs. Illinois State (N1)	W 57-55	6807
N13 vs. McNeese State (N1)	W 70-54	6897
N14 at Florida State (N1)	L 52-59	6780
N18 DAYTON	W 53-48	2707
N22 LA-MONROE	W 99-66	1036
N27 PAUL QUINN	W 76-54	962
D3 TEXAS COLLEGE	W 79-63	1185
D13 PRAIRIE VIEW A&M	W 68-51	1350
D16 at Centenary	W 68-40	618
D21 at TCU (CSTV)	W 64-6	



PLAYERS COACHES OPPONENTS REVIEW RESULTS RECORDS HONORS MEDIA INFO

2007-08 MATT DOHERTY 10-20, 4-12 Att N10 SOUTHERN (N1) L 61-75 3127 N11 ALABAMA STATE (N1) L 54-64 2379 N17 CENTENARY L 76-93 2091 N24 at Dayton L 57-82 12242 N27 PAUL QUINN W 81-63 2006 D1 at UTSA W 62-56 1043 D5 TCU (KTXA 21) W 71-65 3219 D9 HOUSTON BAPTIST W 90-79 1939 D18 S.C.-UPSTATE L 56-58 1902 D20 PRAIRIE VIEW A&M W 57-49 2132 D29 TEXAS STATE (N2) W 77-70 2642 D30 STEPHEN F. AUSTIN (N2) L 58-61 2442 J4 at Colorado (FSN RM) L 52-63 4286 J9 at UTEP \* L 66-79 8037 J16 HOUSTON \* (KTXA 21) L 71-99 3217 J19 TULSA \* L 71-72 3024 J23 at Tulane \* L 52-67 1608 J26 UCF \* W, ot 69-67 3014 F2 at Tulsa \* (CSTV) L 60-72 7016 F6 at [1] Memphis \* L 48-77 16844 F9 RICE \* (KTXA 21) W 68-53 3173 F13 MARSHALL \* L 74-75 2338 F16 at Houston \* L 47-69 4016 F20 at Southern Miss \* L 61-81 3106 F23 UAB \* (KTXA 21) L 59-73 3080 F27 at East Carolina \* L 54-82 5805 M1 UTEP \* (KTXA 21) W, 2ot 99-96 3844 M5 [2] MEMPHIS (CSTV) L 55-72 7421 M8 at Rice \* W 61-58 1243 M12 vs UTEP (N3) L 49-71 10954 \* Conference USA game N1 - SMU Tip-Off Classic N2 - SMU Holiday Classic N3 - C-USA Championship (FedExForum - Memphis, Tenn.)

2007-08: ALL GAMES 10-20 8-10 2-9 0-1 CONFERENCE 4-12 3-5 1-7 0-0 NON-CONFERENCE 6-8 5-5 1-2 0-1

SCORING: 1 2 OT OT2 TOT SMU 843 1046 14 13 2141 Opp. 1048 1071 12 10 2141

2008-09 MATT DOHERTY 9-21, 3-13 Att N14 at South Florida L 46-60 3523 N21 HOUSTON BAPTIST (N1) (MS) W 79-60 2359 N22 ALABAMA ST (N1) (MS) W 56-51 2372 N23 ILLINOIS ST (N1) (MS) L 73-84 2321 N26 at TCU (Mn) L 44-62 3000 D5 TEXAS A&M - INT'L (MS) W 92-52 2207 D15 ARK-PINE BLUFF (MS) L 62-64 1987 D17 at TEXAS A&M (FSN SW) L 56-66 7888 D23 at Northwestern L 55-66 3448 D29 UT-SAN ANTONIO (MS) L 75-80 2227 D31 TX A&M-CORPUS CHRISTI W 92-62 2162 J5 COLORADO (MS) W 70-67 2163 J10 UTEP \* (MS) L 68-74 3503 J14 at Rice \* (CBCS) L 57-69 1668 J17 TULANE \* (MS) W 60-51 2918 J21 at Marshall \* L 50-53 4634 J24 EAST CAROLINA \* (CBCS) L 74-80 3461 J28 at UCF \* L 45-70 4301 J31 at Tulsa \* L 59-64 5344 F4 [14/15] MEMPHIS \* (CBCS) L 66-79 5056 F7 CS-BAKERSFIELD (MS) W 73-56 2841 F11 HOUSTON \* (MS) L 56-69 2702 F14 at UAB W 75-78 5531 F18 at [5/6] Memphis \* (CBCS) L 47-90 17497 F21 UTEP \* (MS) W 69-66 3101 F25 at UTEP \* L, ot 58-61 6443 F28 TULSA \* (MS) L 64-74 4157 M4 SOUTHERN MISS \* (MS) W 67-65 2662 M7 at Houston \* L 77-89 5408 M11 vs Houston (N2) L 76-85 9840 \* Conference USA game N1 - SMU Tip-Off Classic N2 - C-USA Championship (FedExForum - Memphis, Tenn.)

2008-09: ALL GAMES 9-21 9-8 0-12 0-1 CONFERENCE 3-13 3-5 0-8 0-0 NON-CONFERENCE 6-8 6-3 0-4 0-1

SCORING: 1 2 OT TOT SMU 908 1026 3 1937 Opp. 972 1069 6 2047

STAFF Head Coach: Matt Doherty Assoc. Head Coach: Milton Barnes Assistant Coach: Steve Lutz Assistant Coaches: Lance Irvin Dir. of Operations: Malcolm Farmer Strength Coach: Chad Chronister Trainer: Zach McLeese Intern: Brian Porth Asst. Mgrs: AJ Kiley, Greg Williams Captains: Killen & Roberts Pronunciations: Dia (dee-uh); Bamba (bahm-ba); Killen (kill-en); Tomasz Kwiatkowski (toe-mahz kwi-at-cow-ski); Nyakundi (nuh-kune-dee); Paulius (poe-lus)

PLAYER HT WT PS CL HOMETOWN (LAST SCHOOL) Bamba Fall 7-1 225 C Sr. St. Louis, Senegal (SEEDS Acad./Oak Hill Acad. [Va.])

2008-09: Bamba Fall was the lone senior on a team dominated by newcomers. The Mustangs had a first-year player led the team in scoring in 27 of 30 games, which was the highest percentage in the nation. Freshman Paul McCoy led 12 times, tying the team record for a freshman. Junior Derek Williams led in scoring 10 times, and redshirt freshman Robert Nyakundi twice. The Mustangs improved in 13 of 19 statistical categories ranked by C-USA, including scoring, scoring defense, overall and 3-point field goal percentage, overall and 3-point field goal percentage defense, and rebounding margin. Doherty's first three seasons. That is the best mark for any 3-year period in SMU history. McCoy, who was team co-MVP with Williams, was made the C-USA All-Freshman Team after ranking among the C-USA leaders. McCoy was 15th in scoring (13.4), 9th in field goal percentage (45.4), 6th in steals (1.62), and 15th in assist to turnover ratio (1.19). Among C-USA freshmen, he led in FG percentage, was 2nd in scoring, 2nd in steals, 4th in assist ratio, and 1st in minutes at 34.39. McCoy became the first freshman ever to lead SMU in scoring. TEAM AWARDS: Co-MVP - McCoy & Williams; Assists - Williams; Charges - Dia; Defensive Award - Fall; Academic Award - Kwiatkowski; FT % - Nyakundi; Most Improved - Nyakundi; Rebounder - Fall; Screener - Fall; Coaches Award - Walker



PLAYERS	COACHES	OPPONENTS	REVIEW	RESULTS	RECORDS	HONORS	MEDIA INFO
2009-10			ALL	H	A	N	
MATT DOHERTY	14-17, 7-9	Att	14-17	10-7	4-6	0-4	
N13 SOUTH FLORIDA	L	61-67	2213	7-9	4-4	3-5	0-0
N16 TEXAS A&M	L	68-80	6729	7-8	6-3	1-1	0-4
N21 FLORIDA GULF COAST	W	79-62	1863				
N23 HUSTON-TILLOTSON	W	69-65	1698				
D2 TCU	L	53-60	2384				
D7 TEXAS STATE	W	94-86	1787				
D19 at Occidental	W	77-49	1100				
D22 vs UNLV (N1) (ESPNU)	L	53-67	7119				
D23 vs C of Charleston (N1) (ESPNU)	L	71-72	6416				
D25 vs Northeastern (N1)	L	62-73	5402				
D30 ARMY	W	71-63	3181				
J2 at Texas State	L	86-91	987				
J6 at UTEP *	L	45-49	6852				
J9 N.C. CENTRAL	W	78-50	1854				
J13 TULSA * (TTC)	L	56-63	2104				
J16 UAB *	L	62-63	2327				
J20 at Rice *	W	73-65	1434				
J23 HOUSTON BAPTIST	W	82-68	2060				
J2 UCF * (TTC)	W	65-43	2307				
J30 MEMPHIS * (TTC)	W	70-60	4034				
F2 at Southern Miss *	L	53-56	3028				
F6 at Tulane *	W	66-48	1504				
F10 UTEP * (TTC)	L	51-62	2965				
F13 at Houston *	L	60-66	3021				
F17 RICE *	W	67-57	2100				
F20 at Memphis * (CSS)	L	63-76	17047				
F24 at East Carolina * (CBSC)	W	59-54	3674				
F27 HOUSTON * (TTC)	W	94-83	3535				
M3 at Tulsa *	L	55-58	5324				
M6 MARSHALL * (TTC)	L	57-73	2553				
M10 vs UCF (N2)	L	53-69	7760				
N1 - Hawaiian Airlines Diamond Head Classic (Stan Sheriff Center - Honolulu, Hawaii)							
N2 - C-USA Championship (BOK Center - Tulsa, Okla.)							

STAFF							
Head Coach: Matt Doherty							
Assistant Coach: Steve Lutz							
Assistant Coach: Reggie Brown							
Assistant Coach: Reggie Geary							
Dir. of Operations: Brian Raven							
Strength Coach: Karl Jordan							
Trainer: Steve Smith							
Intern: Ed Persia, Brian Porth							
Manager: Austin Prentice							
Pronunciations: Steve Lutz (luhtz); Reggie Geary (gary); Ryan Barbre (bar-bree); Papa Dia (dee-uh); Mouhammad Faye (fay); Justin Haynes (hanees); Tomasz Kwiatkowski (toe-mahz kwi-at-cow-ski); Myles Luttman (luht-man); Robert Nyakundi (nuh-kune-dee); Frank Otis (oh-lis)							
ATT.	Gm-Tot	Avg	Conf-Tot	Avg			
H	17-45,694	2,688	8-21,925	2,741			
A	10-43,971	4,397	8-41,884	5,236			
N	4-26,697	6,674					
TOT	31-116,362	3,754	16-63,809	3,988			

2010-11							
MATT DOHERTY	20-15, 8-8	Att	20-15	15-7	5-7	0-1	
N12 ARK-LITTLE ROCK	L	47-57	5403				
N16 at TCU (Min)	L	64-84	3937				
N19 PORTLAND STATE (N1)	W	69-53	1296				
N20 UC-RIVERSIDE (N1)	L, ot	69-73	1424				
N21 LAMAR (N1)	W	102-70	1378				
N24 WYLAND BAPTIST	W	65-32	1283				
N28 CENTRALARKANSAS	W	76-72	1247				
D1 at Louisiana Tech	L	64-69	2191				
D4 GRAMBLING ST (TWC)	W	71-51	1257				
D18 at McMurry	W	70-67	1211				
D22 ALABAMA STATE	W	49-38	1422				
D29 SE MISSOURI STATE	W	71-59	1464				
J1 DALLAS CHRISTIAN	W	82-49	1210				
J5 MISSISSIPPI	L	57-75	1929				
J8 at Tulane *	L	70-79	1610				
J12 MEMPHIS * (TWC)	W	64-58	2509				
J15 HOUSTON * (TWC)	L	68-70	1721				
J19 at UAB *	L	53-67	4113				
J22 SOUTHERN MISS * (TWC)	W	79-65	3354				
J26 at Tulsa *	W	59-58	4817				
J29 at Rice *	W	75-68	1910				
F2 EAST CAROLINA * (TWC)	W	46-41	1979				
F9 TULANE * (TWC)	W	66-61	1600				
F12 at UTEP * (TWC)	L	57-67	10213				
F16 at Houston *	W	65-51	3025				
F19 TULSA * (TWC)	L	66-74	2636				
F23 RICE * (TWC)	W, ot	76-66	1707				
F26 at Marshall *	L	62-64	7211				
M2 at UCF *	L	48-51	6802				
M5 UTEP * (TWC)	L	56-59	4076				
M9 vs Rice (N2)	L	57-58	6916				
M16 ORAL ROBERTS (N3)	W, ot	64-57	1090				
M19 JACKSONVILLE (N3)	W	63-62	894				
M21 at Northern Iowa (N3)	W	57-50	3968				
M25 SANTA CLARA (N3)	L	55-72	2458				
N1 - SMU Invitational							
N2 - Conference USA Championship (El Paso, Texas)							
N3 - Collegiesider.com Tournament (CIT)							

STAFF							
Head Coach: Matt Doherty							
Assistants: Larry Mangino, Jerry Hobbie, Reggie Brown							
Dir. of Operations: Brian Raven							
Strength Coach: Karl Jordan							
Trainer: Warren Young							
Video: Trent Cain							
Pronunciations: Papa Dia (dee-uh); Justin Haynes (hanees); Tomasz Kwiatkowski (toe-mahz kwi-at-cow-ski); Myles Luttman (luht-man); Nyakundi (nuh-kune-dee); Aliaksei Patshevich (uh-lex-eh pal-seh-viceh); Samarrippas (sam-uh-rip-us); Ricmonds Vilde (rich-munds ville-day)							
ATT.	Gm-Tot	Avg	Conf-Tot	Avg			
H	22-43,337	1,970	8-19,582	2,448			
A	12-51,008	4,251	8-39,701	4,963			
N	1-6,916	6,916					
Tot	35-101,261	2,893	16-59,283	3,705			



PLAYERS COACHES OPPONENTS REVIEW RESULTS RECORDS HONORS MEDIA INFO

2011-12 MATT DOHERTY 13-19, 4-12 Att N11 MCMURRY W 78-49 1922 N14 vs Colorado State (N1) L 56-75 177 N15 vs Fresno State (N1) L 52-54 195 N19 FLORIDA GULF COAST W 65-64 1374 N21 at Oral Roberts (N2) L 56-62 1971 N22 vs Ark-Pine Bluff (N2) W 64-55 2218 N27 GEORGIA SOUTHERN W 55-49 1492 D4 at UALR W,ot 69-63 2526 D15 JACKSON STATE (N3) L 58-59 1925 D19 at Southeast Missouri W 84-65 1662 D22 DALLAS CHRISTIAN W 77-41 1520 D28 vs Oklahoma St (N4)(ESPNU) L, 2ot 58-68 6707 D31 LOUISIANA TECH W 73-65 1596 J3 at Mississippi (FSN) L 48-50 4728 J7 at Tulsa \* W 57-55 4341 J11 RICE \* L 52-68 1951 J14 at UTEP \* L,ot 64-70 7187 J18 HOUSTON \* W 70-54 1939 J21 at Memphis \* (FSN South) L 45-63 16721 J25 at Tulane \* L 74-80 2334 J28 TULSA \* (FSN) L 60-66 2237 F1 at East Carolina \* L 43-62 4281 F4 UCF \* L 52-59 2065 F8 TCU W 68-62 3508 F11 at Rice \* L 39-43 1363 F15 UAB \* L 28-47 1582 F18 MARSHALL \* L 68-73 2110 F22 TULANE \* W 64-50 1639 F25 at Houston \* L 59-62 5282 F29 at Southern Miss \* L 60-67 3934 M3 UTEP \* W 57-48 3330 M7 vs Marshall (N5) (CSS) L 56-74 8356

CONFERENCE USA: ALL H A N SCORING: 1 2 OT OT2 TOT SMU 400 481 11 892 Opp 427 523 17 967 # Player GP-S Min Avg FG-A Pct 3FG-A Pct FT-A Pct Off Def Tot Avg PF FO A TO Blk Stl Pts Avg

2011-12: ALL GAMES 13-19 9-6 3-9 1-4 CONFERENCE 4-12 3-5 1-7 0-0 NON-CONFERENCE 9-7 6-1 2-2 1-4

2011-12: SMU set the school-record for scoring defense at 60.1 (61.3 in 2010-11) while leading C-USA and ranking 20th nationally. SMU also held opponents to 30.8% from 3FG, which led C-USA (34th NCAA) and ranked 2nd in SMU history (305 in 1987-88). On offense, SMU made 248 3FGs, which was 2nd at SMU (277 in 2010-11). The 7.8 3FGs/game led C-USA and ranked 46th NCAA. SMU finished the season 13-19, 4-12 in C-USA. Nyakundi was named All-C-USA 3rd Team, USBWA All-District and NABC All-District 2nd Team. He was All-C-USA 3rd Team for the 2nd straight season as he led C-USA in

CONFERENCE USA: ALL H A N SCORING: 1 2 OT OT2 TOT SMU 400 481 11 892 Opp 427 523 17 967 # Player GP-S Min Avg FG-A Pct 3FG-A Pct FT-A Pct Off Def Tot Avg PF FO A TO Blk Stl Pts Avg

2011-12: SMU set the school-record for scoring defense at 60.1 (61.3 in 2010-11) while leading C-USA and ranking 20th nationally. SMU also held opponents to 30.8% from 3FG, which led C-USA (34th NCAA) and ranked 2nd in SMU history (305 in 1987-88). On offense, SMU made 248 3FGs, which was 2nd at SMU (277 in 2010-11). The 7.8 3FGs/game led C-USA and ranked 46th NCAA. SMU finished the season 13-19, 4-12 in C-USA. Nyakundi was named All-C-USA 3rd Team, USBWA All-District and NABC All-District 2nd Team. He was All-C-USA 3rd Team for the 2nd straight season as he led C-USA in

2011-12: SMU set the school-record for scoring defense at 60.1 (61.3 in 2010-11) while leading C-USA and ranking 20th nationally. SMU also held opponents to 30.8% from 3FG, which led C-USA (34th NCAA) and ranked 2nd in SMU history (305 in 1987-88). On offense, SMU made 248 3FGs, which was 2nd at SMU (277 in 2010-11). The 7.8 3FGs/game led C-USA and ranked 46th NCAA. SMU finished the season 13-19, 4-12 in C-USA. Nyakundi was named All-C-USA 3rd Team, USBWA All-District and NABC All-District 2nd Team. He was All-C-USA 3rd Team for the 2nd straight season as he led C-USA in

2011-12: SMU set the school-record for scoring defense at 60.1 (61.3 in 2010-11) while leading C-USA and ranking 20th nationally. SMU also held opponents to 30.8% from 3FG, which led C-USA (34th NCAA) and ranked 2nd in SMU history (305 in 1987-88). On offense, SMU made 248 3FGs, which was 2nd at SMU (277 in 2010-11). The 7.8 3FGs/game led C-USA and ranked 46th NCAA. SMU finished the season 13-19, 4-12 in C-USA. Nyakundi was named All-C-USA 3rd Team, USBWA All-District and NABC All-District 2nd Team. He was All-C-USA 3rd Team for the 2nd straight season as he led C-USA in

2012-13 LARRY BROWN 15-17, 5-11 Att N11 LOYOLA MARYMOUNT W 73-58 3578 N15 at TCU (FSW) W 64-61 4145 N17 at Texas State W 78-75 2008 N19 MALONE (N1) W 81-47 2821 N21 RIDER (N1) W 83-70 2901 N24 vs Ark-Little Rock (N2) L 56-69 261 N25 vs Missouri State (N2) W 62-61 306 N28 UTAH W 62-55 3501 D1 at Hofstra W 73-47 3147 D15 at Rhode Island (Cox) L 50-72 3822 D18 at UTAH (Pac-12 Mtn) L 53-62 7563 D21 vs WAGNER (N3) L 53-63 1530 D22 vs Alcorn State (N3) W 67-52 1523 D30 FURMAN W 72-53 2858 J2 [R/R/V] WYOMING L 56-59 3308 J6 TULSA \* (FSN) L 47-48 3590 J9 at Houston \* L 67-78 3123 J12 TULANE \* W 59-53 3132 J16 SOUTHERN MISS \* L 70-74 3207 J19 at UTEP \* (CSS/CSH) L 54-63 8154 J26 at UCF \* W 65-74 4638 J30 at Marshall \* W 68-57 5407 F2 HOUSTON \* (TWC) L,ot 80-84 3886 F6 [R/R/V] MEMPHIS \* L 52-60 5170 F9 at Rice \* W 61-39 2256 F16 at Tulane \* (FSN) L 67-78 2355 F23 EAST CAROLINA \* (TWC) L 69-72 3642 F27 RICE \* (TWC) W 67-55 3280 M2 at UAB \* W 69-74 4152 M6 at Tulsa \* W 71-65 4710 M9 UTEP (N4) (TWC) L 63-76 3331 M13 vs UAB (N5) L 52-53 5743

CONFERENCE USA: ALL H A N SCORING: 1 2 OT OT2 TOT SMU 999 1056 9 2064 Opp 875 1119 13 2007 # Player GP-S Min Avg FG-A Pct 3FG-A Pct FT-A Pct Off Def Tot Avg PF FO A TO Blk Stl Pts Avg

RECORD: ALL GAMES 15-17 7-7 6-7 2-3 CONFERENCE 5-11 2-6 3-5 0-0 NON-CONFERENCE 10-6 5-1 3-2 2-3

2012-13: The SMU Mustangs finished 15-17 in its first season under Hall of Fame Head Coach Larry Brown. The 15 wins are the second highest mark by a first-year coach at SMU. SMU led Conference USA in field goal percentage defense (.395) (29th NCAA) and free throw percentage (.745) (39th NCAA) while ranking second in the league in scoring defense (62.7). The Mustangs finish in the top-10 in its single-season record book in scoring defense (62.7, 6th), FG% defense (.395, 9th), blocked shots average (4.1, T-7th), 3FG% (.345, 8th) and FT% (.745, 6th). SMU went 10-5 in non-conference play, winning 10 non-conference games for the first time since 2006-07 (11-3 the season). The 8-1 start was the best since opening 9-1 in 2006-07. The Mustangs' 5-0 start was the best since a 10-0 start to the 1997-98 season.

CONFERENCE USA: ALL H A N SCORING: 1 2 OT OT2 TOT SMU 999 1056 9 2064 Opp 875 1119 13 2007 # Player GP-S Min Avg FG-A Pct 3FG-A Pct FT-A Pct Off Def Tot Avg PF FO A TO Blk Stl Pts Avg

2012-13: The SMU Mustangs finished 15-17 in its first season under Hall of Fame Head Coach Larry Brown. The 15 wins are the second highest mark by a first-year coach at SMU. SMU led Conference USA in field goal percentage defense (.395) (29th NCAA) and free throw percentage (.745) (39th NCAA) while ranking second in the league in scoring defense (62.7). The Mustangs finish in the top-10 in its single-season record book in scoring defense (62.7, 6th), FG% defense (.395, 9th), blocked shots average (4.1, T-7th), 3FG% (.345, 8th) and FT% (.745, 6th). SMU went 10-5 in non-conference play, winning 10 non-conference games for the first time since 2006-07 (11-3 the season). The 8-1 start was the best since opening 9-1 in 2006-07. The Mustangs' 5-0 start was the best since a 10-0 start to the 1997-98 season.

2012-13: The SMU Mustangs finished 15-17 in its first season under Hall of Fame Head Coach Larry Brown. The 15 wins are the second highest mark by a first-year coach at SMU. SMU led Conference USA in field goal percentage defense (.395) (29th NCAA) and free throw percentage (.745) (39th NCAA) while ranking second in the league in scoring defense (62.7). The Mustangs finish in the top-10 in its single-season record book in scoring defense (62.7, 6th), FG% defense (.395, 9th), blocked shots average (4.1, T-7th), 3FG% (.345, 8th) and FT% (.745, 6th). SMU went 10-5 in non-conference play, winning 10 non-conference games for the first time since 2006-07 (11-3 the season). The 8-1 start was the best since opening 9-1 in 2006-07. The Mustangs' 5-0 start was the best since a 10-0 start to the 1997-98 season.

CONFERENCE USA: ALL H A N SCORING: 1 2 OT OT2 TOT SMU 999 1056 9 2064 Opp 875 1119 13 2007 # Player GP-S Min Avg FG-A Pct 3FG-A Pct FT-A Pct Off Def Tot Avg PF FO A TO Blk Stl Pts Avg



2013-14 + home sellout  
 LARRY BROWN \*27-10, 12-6  
 NIT FINALIST  
 \* (wins later vacated, officially 0-10)

RECORD:	ALL	H	A	N
ALL GAMES	27-10	18-1	6-6	3-3
CONFERENCE	12-6	8-1	4-5	0-0
NON-CONFERENCE	15-4	10-0	2-1	3-3

SCORING:	1	2	TOT
SMU	1194	1433	2627
Opp.	1053	1250	2303

#	Player	GP-S	Min	Avg	FG-A	Pct	3FG-A	Pct	FT-A	Pct	PF	FO	A	TO	Blk	Stl	Pts	Avg
N8	vs TCU (N1) (FSSW)	W	69-61	5207	00	00	00	00	00	00	00	00	00	00	00	00	00	00

CL HOMETOWN (LAST SCHOOL)	GP-S	Min	Avg	FG-A	Pct	3FG-A	Pct	FT-A	Pct	PF	FO	A	TO	Blk	Stl	Pts	Avg	
01 MANUEL, Ryan	36-11	620	17.2	42-93	.452	3-7	.429	76-115	.661	19	62	81	2.3	67	1	32	32	15

2013-14: SMU climbed to the national spotlight. The Mustangs went 27-10, earning a No. 1 seed in the NIT and eventually reaching the title game at Madison Square Garden in New York. SMU was in the top 25 in four of the last five regular season polls, being ranked for the first time since 1984-85. The Mustangs also set a single-season home attendance record that included nine sellouts in the renovated Moody Coliseum. The Mustangs tied a program record with four wins over ranked teams. SMU finished tied for third in the inaugural season of the American Athletic Conference, going 12-6 with two wins over NCAA Champion Connecticut as well as wins over NCAA Tournament teams Cincinnati and Memphis. Nic Moore was named All-Conference first team while Markus Kennedy was selected to the second team.

ATT.	Gm-Tot	Avg	Conf-Tot	Avg
H	19 - 107412	5,653	9 - 62110	6,901
A	12 - 100743	8,395	9 - 80364	8,929
N	6 - 33192	5,532		
TOT	37 - 241347	6,523	18 - 142474	7,915

Head Coach: Larry Brown; Associate HC: Tim Jankovich  
 Assistant Coaches: Ulic Maligi & K.T. Turner  
 Special Assistant To Head Coach: Jerry Hobbie  
 Dir. of Operations: Jay Duncan; Video: Sean Stout  
 Director of Player Development: Eric Snow  
 Strength and Conditioning Coach: George Lynch  
 Athletic Trainer: Warren Young; Managers: Niraj Mulji, Justin Fort, Matthew Powell, Andrew Mintz, Nicky Mintz, Brandon Stoll, Agustín Esteve, Evan Kavanagh  
 Pronouncements: Cannen Cunningham (can-neh-n), Ulic Maligi (your-ick mal-uh-gee), Ryan Manuel (man-u-al), Jean-Michel Mudray (john-michael mood-e-a), Yanick Moreira (yah-nek more-eh-ah)

AMERICAN:	ALL	H	A	SCORING:	1	2	TOT
CONFERENCE	12-6	8-1	4-5	SMU	555	694	1249
Opponents.....	37	937-1938	483	174-579	379	579	848

SCORE BY PERIODS:	1st	2nd	OT	Total
SMU	1096	1241	13	2350
Opp.	923	1103	6	2032

2014-15 + home sellout  
 LARRY BROWN 27-7, 15-3  
 AMERICAN CHAMPIONS  
 AMERICAN TOURNAMENT CHAMPIONS  
 NCAA

RECORD:	ALL	H	A	N
ALL GAMES	27-7	16-2	9-4	2-1
CONFERENCE	15-3	8-1	7-2	0-0
NON-CONFERENCE	12-4	8-1	2-2	2-1

SCORING:	1	2	TOT
SMU	576	664	1240
Opp	472	582	1054

Head Coach: Larry Brown; Associate HC: Tim Jankovich  
 Assistant Coaches: Ulic Maligi & K.T. Turner  
 Special Assistant To Head Coach: Jerry Hobbie  
 Dir. of Operations: Jay Duncan; Video: Sean Stout  
 Director of Player Development: George Lynch  
 Strength & Conditioning Coach: Ricky Dudley  
 Trainer: Warren Young; Managers: Justin Fort, Matthew Powell, Nicky Mintz, Garrett Potter, Matt Biafore  
 Pronouncements: Cannen Cunningham (can-neh-n), Kevin Dunleavy (dunn-leave-eh), Ben Emelogo (e-mel-o-goo), Tim Jankovich (jank-o-veh), Ulic Maligi (your-ick mal-uh-gee), Ryan Manuel (man-u-al), Yanick Moreira (yah-nek more-eh-ah), Jean-Michel Mudray (john-michael mood-e-a), Semi Ojeleye (shem-o-juh-lay)

CL HOMETOWN (LAST SCHOOL)	GP-S	Min	Avg	FG-A	Pct	3FG-A	Pct	FT-A	Pct	PF	FO	A	TO	Blk	Stl	Pts	Avg
01 MOORE, Ben	18-17	338	18.8	36-76	.474	0-0	0.000	31-52	.596	26	40	66	3.7	36	1	25	14

2014-15: SMU won the AAC regular season & tournament titles and made the NCAA Tournament (first in 22 years). SMU finished 27-7 and 15-3 in league play. SMU spent 9 weeks in the AP & USA Today Top 25. SMU started #22 in both polls, reentered the top 25 on Feb. 5 and stayed for the last 7 regular-season polls. SMU ended #18 in the AP and RV in the USA Today Coaches Poll (#18 final NCAA RPI). SMU set home attendance marks for a season (124,986) & average (6,944) while going 16-2 in Moody Coliseum and hosting ESPN College GameDay for the first time (2/14). SMU went 9-4 on the road including 7 straight road wins in AAC play. Nic Moore was AAC Player of the Year, All-AAC 1st Tm, NABC 1st Tm All-District & AAC All-Championship. Kennedy was AAC Sixth Man of the Year, MOP of AAC Championship, All-AAC 2nd Tm & NABC All-District 2nd Tm. Moreira was AAC Most Improved Player, AAC All-Championship, All-AAC 2nd Tm & NABC All-District 2nd Tm. SMU led AAC in scoring (69.1), scoring margin (9.4, 20th NCAA), FG% (.475, 26th NCAA), FG% defense (.381, 5th NCAA), 3FG% (.363), rebound margin (6.7, 17th NCAA) & assists (15.4, 24th NCAA) & steals (15.4, 24th NCAA).

ATT.	Gm-Tot	Avg	Conf-Tot	Avg
H	18 - 124,986	6,944	9 - 63,228	7,025
A	13 - 156,648	9,093	9 - 69,155	7,684
N	3 - 38,435	12,812		
TOT	34 - 320,069	9,414	18 - 132,383	7,355

SCORE BY PERIODS:	1st	2nd	OT	Total
SMU	1096	1241	13	2350
Opp.	923	1103	6	2032

2015-16 25-5, 13-5  
**LARRY BROWN/TIM JANKOVICH**  
**LAS VEGAS CLASSIC CHAMPIONS**  
 N14 Sam Houston St (ESPN3) W [rv-] 85-50 +6852  
 N19 at Stanford (ESPN2) W [rv-] 85-70 3687  
 N22 [rv-] Yale (ESPNews) W [rv-] 71-69 +6852 00  
 N29 Brown (TWC/ESPN3-CE) W [25-] +6852 01  
 D2 at TCU (FSSW) W [22-] 75-70 4672 02  
 D5 New Hampshire (TWC/ESPN3) W [22-] 98-44 6754 03  
 D8 Michigan (ESPN2) W [19-] 70-66 +6852 04  
 D16 Nicholls (N1)(TWC/ESPN3) W [18-] 82-58 +6852 05  
 D17 Hampton (N1)(TWC/ESPN3) W [18-] 105-72 6329 10  
 D22 vs Kent State (N2) W [18-] 90-74 2120 11  
 D23 vs [rv-] Colorado (N2)(FS1) W [18-] 70-66 +6852 14  
 D29 at Tulsa \* (ESPN2) W [17-] 81-69 5364 20  
 J2 USF \* (ESPNews) W [17-] 72-58 +6852 22  
 J7 [rv-] Cincinnati \* (ESPN) W [15-] 59-57 +6971 23  
 J10 UCF \* (ESPN) W [15-] 88-73 +6952 24  
 J13 at East Carolina \* (ESPNews) W [10-] 79-55 +6022 25  
 J17 at Tulane \* (ESPN3) W [10-] 60-45 3217  
 J19 Houston \* (ESPNU) W [8-] 77-73 +7059  
 J24 at Temple \* (ESPN2) L [8-] 80-89 6096  
 J30 Memphis \* (ESPNU) W [13-] 80-68 +7205  
 F1 at Houston \* (CBSSN) L [12-] 67-71 6195  
 F7 at USF \* (CBSSN) W [12-] 92-58 2857  
 F10 Tulsa \* (CBSSN) L [16-] 77-82 +6852  
 F13 [rv-] Gonzaga (ESPN2) W [16-] 69-60 +7249  
 F18 at Connecticut \* (ESPN2) L [21-] 62-68 15564  
 F21 East Carolina \* (ESPNews) W [21-] 74-63 +6852  
 F25 at Memphis \* (ESPN2) W [24-] 69-62 13546  
 F28 Tulane \* (CBSSN) W [24-] 74-53 6781  
 M3 Connecticut \* (ESPN2) W [24-] 80-54 +7303  
 M6 at [rv-] Cincinnati \* (CBS) L [24-] 54-61 13176

**RECORD:**  
 ALL GAMES 25-5 16-1 7-4 2-0  
 CONFERENCE 13-5 8-1 5-4 0-0  
 NON-CONFERENCE 12-0 8-0 2-0 2-0

**ALL H A N**  
 25-5 16-1 7-4 2-0  
 13-5 8-1 5-4 0-0  
 12-0 8-0 2-0 2-0

**Player**

**GP-S Min Avg**

**FG-A Pct**

**3FG-A Pct**

**FT-A Pct**

**Off Def Tot Avg**

**PF**

**FO A TO Blk Stl Pts Avg**

**MOORE, Ben** 29-27 864 29.8 134-244 54.9 0-0 0.00 77-107 .720 84 131 215 7.4 77 2 64 46 41 21 345 11.9

**MILTON, Shake** 30-23 979 32.6 113-237 47.7 52-122 426 37-51 .725 9 40 89 3.0 43 0 82 46 8 24 315 10.5

**BAREFIELD, Sedrick** 5-0 26 3.2 0-4 0.00 0-1 0.00 0 4 4 0.8 0 0 2 1 0 0 0 0.0

**BROWN, Sterling** 30-29 817 27.2 109-181 60.2 30-56 536 54-63 857 39 93 132 4.4 90 5 79 67 13 33 302 10.1

**FRAZIER, Keith** 10-7 288 28.8 44-98 44.9 15-41 366 16-20 800 7 37 44 4.4 20 0 19 16 5 9 119 11.9

**KENNEDY, Markus** 28-9 647 23.1 110-216 50.9 2-4 500 37-66 561 59 117 6.3 66 3 61 48 33 20 259 9.3

**FOSTER, Jarrey** 30-1 522 17.4 55-127 43.3 13-40 325 24-48 500 42 59 101 3.4 48 0 40 28 11 10 147 4.9

**MOORE, Nic** 29-29 997 34.4 153-364 420 76-184 413 84-105 800 9 61 70 2.4 64 0 152 66 3 39 466 16.1

**SUTTON, Courtland** 3-0 4 1.3 1-3 .333 1-2 500 0-0 0.00 0 2 2 0.7 2 0 0 1 0 0 0 3 1.0

**NELSON, David** 4-0 6 1.5 2-2 1000 0-0 0.00 0 0 0 0 0 1 1 0 3 0 0 1 0 0 4 1.0

**WILFONG, Jonathan** 17-1 59 3.5 3-11 27.3 0-6 333 0-1 0.00 1 4 5 0.3 8 0 2 3 0 1 4 8 0.5

**TOLBERT, Jordan** 30-24 798 26.6 133-239 55.6 2-4 500 80-122 656 106 150 256 8.5 54 0 25 39 23 25 348 11.6

**BRUDISH, Jake** 3-0 3 1.0 1-1 1000 0-0 0.00 0 0 0 0 0 0 1 0 0 0 0 0 0 0 0 0 0

**TEAM**..... 40 47 87 2.9 0

**Total**..... 30 858-1727 .497 194-462 420 409-584 700 396 787 1183 39.4 472 10 528 372 137 182 2319 77.3

**Opponents**..... 30 676-1690 400 224-676 331 327-513 637 313 565 878 29.3 536 - 378 363 118 220 1903 63.4

**AP / Coaches:** \* AAC game;  
 N1 - Continental Tire Las Vegas Classic host rounds  
 N2 - Las Vegas Classic (LV - Orleans Arena)  
 + home sellout

**Head Coach:** Larry Brown  
**Associate HC:** Tim Jankovich  
**Assistant Coaches:** K.T. Turner & Jerry Hobbie  
**Director of Operations:** Jay Duncan  
**Director of Recruiting:** Sean Stout  
**Director of Video:** Nemanja Jovanovic  
**Director of Player Development:** George Lynch  
**Graduate Manager:** Kevin Dunleavy, Jr.  
**Strength and Conditioning Coach:** Carlos Daniel  
**Athletic Trainer:** Warren Young  
**Managers:** Nicky Mintz, Matt Blaflore, Alex Levy, LaVell Page, Evan Webb, Miles Reiten, Andy Sorensen  
**Pronunciations:** Jake Brudish (broo-dish), Ben Emelogo (eh-mel-o-goo), Jarrey Foster (juh-ray), Tim Jankovich (jank-o-vich), Semi Ojeleye (shem-ee o-juh-lay)

**ATT. Gm-Tot Avg Conf-Tot Avg**  
 H 17 - 117,420 6,907 9 - 62,827 6,981  
 A 11 - 84,670 7,309 9 - 72,037 8,004  
 N 2 - 4,274 2,137  
 TOT 30 - 206,364 6,879 18 - 134,864 7,492

**PLAYER PS HT WT CL HOMETOWN (LAST SCHOOL)**

**STERLING BROWN** G 6-6 200 Jr. Maywood, Ill. (Proviso East HS)  
**JAKE BRUDISH** G 6-2 180 So. Annapolis, Md. (St. Mary's HS/Rochester)  
**BEN EMELOGO II** G 6-6 205 Jr. Grand Prairie, Texas (South Grand Prairie HS/Virginia Tech)  
**JARREY FOSTER** G 6-5 200 Jr. Houston, Texas (North Shore HS)  
**MARKUS KENNEDY** F 6-9 245 Sr. Philadelphia, Pa. (Brewster Academy/Villanova)  
**SHAKE MILTON** G 6-5 195 Fr. Owasso, Okla. (Owasso HS)  
**BEN MOORE** F 6-8 205 Jr. Bolingbrook, Ill. (Bolingbrook HS)  
**NIC MOORE** G 5-9 170 Sr. Winona Lake, Ind. (Warsaw HS/Illinois State)  
**DAVID NELSON** G 6-11 165 Sr. Solon, Ohio (Hawken HS)  
**SEMI OJELEYE** F 5-8 230 Jr. Ottawa, Kansas (Ottawa HS/Duke)  
**COURTLAND SUTTON** F 6-4 215 Fr. Brenham, Texas (Brenham HS)  
**JORDAN TOLBERT** G 6-7 240 Sr. Fort Worth, Texas (All Saints Episcopal/Texas Tech)  
**JONATHAN WILFONG** G 6-2 185 Jr. Memphis, Tenn. (Memphis University School)

2015-16: SMU finished 25-5 overall with a 16-1 record at Moody Coliseum. SMU finished second in the American at 13-5. SMU won the Las Vegas Classic with Nic Moore named MVP. SMU was No. 24 in the final AP Top 25 after reaching as high as No. 8. The final poll was the 17th straight week in the AP Top 25 after RV in the first two polls. The Mustangs started 18-0, best start in program history, and were the last undefeated team in the nation. SMU led AAC in 21 stat rankings and ranked in the top 10 of 7 NCAA stats. SMU finished second in the American in scoring (77.3) while leading the AAC in FG% (49.7, 4th NCAA), 3FG% (42.0, 3rd NCAA), assists (17.6, 6th NCAA) and rebound margin (+10.2, 4th NCAA). SMU was also second in the AAC in assist-to-turnover ratio (1.40, 27th NCAA). Nic Moore was named AAC Player of the Year for the second straight season and All-AAC First Team for the third straight season. Markus Kennedy repeated as AAC Sixth Man of the Year. Shake Milton was on the AAC All-Rookie team. Nic Moore was named All-District First Team by the NABC and UWBWA. Ben Moore was NABC All-District Second Team. Nic Moore, a Bob Cousy Award Finalist and a candidate for the Naismith Award, Wooden Award and Oscar Robertson Trophy, led the AAC in scoring (16.1), 3FG% (2.6/gm) and assists (5.2). Sterling Brown led the AAC in 3FG% (.536). Jordan Tolbert led SMU at 8.5 rebounds (4th AAC) with 3.53 offensive rebounds (1st AAC, 24th NCAA).

**AMERICAN CONFERENCE**

**ALL H A SCORING: 1 2 TOT**  
 13-5 8-1 5-4 SMU 626 700 1326  
 Opp 557 602 1159

**## Player GP-GS Min Avg FG-A Pct 3FG-A Pct FT-A Pct Off Def Tot Avg PF FO A TO Blk Stl Pts Avg**

00 MOORE, Ben 18-17 547 30.4 78-146 53.4 0-0 0.00 51-72 708 55 74 129 7.2 51 2 32 29 25 12 207 11.5

01 MILTON, Shake 18-17 634 35.2 69-154 44.8 36-87 414 20-29 690 4 54 58 3.2 29 0 50 32 5 11 194 10.8

03 BROWN, Sterling 18-17 527 29.3 69-123 56.1 21-43 488 34-41 829 22 46 68 3.8 57 2 52 46 9 21 193 10.7

04 FRAZIER, Keith 1-0 20 20.0 2-6 33.3 0-1 0.00 0-0 0.00 0 2 2 2.0 1 0 1 1 0 1 4 4.0

05 KENNEDY, Markus 18-2 434 24.1 69-139 49.6 1-2 500 27-45 600 44 80 124 6.9 44 2 40 33 21 14 166 9.2

10 FOSTER, Jarrey 18-1 308 17.1 27-72 37.5 6-20 300 11-20 550 21 36 57 3.2 34 0 19 17 7 7 71 3.9

11 MOORE, Nic 18-18 630 35.0 93-223 417 49-122 402 51-65 785 6 37 43 2.4 41 0 88 45 2 26 286 15.9

14 SUTTON, Courtland 3-0 4 1.3 1-3 .333 1-2 500 0-0 0.00 0 2 2 0.7 2 0 0 1 0 0 0 3 1.0

20 NELSON, David 4-0 6 1.5 2-2 1000 0-0 0.00 0 0 0 0 0 0 1 1 0 3 0 0 1 0 0 0 4 1.0

22 WILFONG, Jonathan 10-1 19 1.9 2-5 400 1-2 500 0-0 0.00 1 1 2 0.2 3 0 1 1 0 0 0 5 0.5

23 TOLBERT, Jordan 18-17 468 26.0 75-141 53.2 1-2 500 39-68 574 54 79 133 7.4 32 0 11 20 16 17 190 10.6

24 BRUDISH, Jake 3-0 3 1.0 1-1 1000 1-1 1000 0-0 0.00 0 0 0 0 0 0 1 0 0 0 0 3 1.0

**TM TEAM**..... 18 488-1015 481 117-282 415 233-340 685 233 442 675 37.5 294 6 296 232 85 109 1326 73.7

**Total**..... 18 412-994 414 120-364 330 215-325 662 188 348 536 29.8 310 - 216 213 80 138 1159 64.4

## Mustangs' International Games

- SMU in international events during the season: (4-3)**  
 Nov. 24-25, 2012 - Hoops For Hope Classic - Puerto Vallarta, Mexico - went 1-1  
 - N24 vs. UALR - L, 56-69  
 - N25 vs. Missouri State - W, 62-61  
 Dec. 20-22, 2000 - San Juan Shootout - San Juan, P.R., went 2-1  
 - D20 vs. Puerto Rico-Mayaguez - W, 101-72  
 - D21 vs. VCU - W, 94-88  
 - D22 vs. Nebraska - L, 70-72  
 Dec. 19-21, 1986 - Suntory Ball Classic - Tokyo, Japan, went 1-1  
 - D19 vs. Boston College - W, 62-49  
 - D21 vs. #16 Georgia Tech - L, 54-63

- SMU in international tours during the offseason: (5-2 in exhibitions)**  
 May 27-June 4, 2008 - Tour d' Africa - went 1-2  
 - M27 at Senegal National Team (Dakar, Senegal) - L, 54-62  
 - J2 vs. South African National Team (Johannesburg, S.A.) - L  
 - J4 vs. South African Club (Johannesburg, S.A.) - W, 107-87  
 Oct. 11-13, 2003 - SMU Preseason Canadian Tour - went 4-0  
 - O11 vs. EA Sports All-Stars - W, 81-69  
 - O11 vs. Simon Fraser - W, 79-77  
 - O12 vs. EA Sports All-Stars - W, 91-77  
 - O13 vs. University of British Columbia - W, 88-76

## All-Time Series Results

**Abilene Christian (1-0)**  
 H: 1-0 A: 0-0 N: 0-0 OT: 0-0  
 1953-54 H W 97-72

**Air Force (4-0)**  
 H: 2-0 A: 2-0 N: 0-0 OT: 0-0  
 WAC: 4-0 H: 2-0 A: 2-0 OT: 0-0  
 1996-97 J4 H\* W 74-65  
 J22 A\* W 63-59  
 1998-99 J23 H\* W 73-71  
 F18 A\* W 86-81  
 \* Western Athletic Conference game

**Alabama (3-3)**  
 H: 1-0 A: 1-2 N: 1-1 OT: 0-0  
 1948-49 N\* L 39-42  
 1950-51 N- W 60-46  
 1960-61 D30 H W 84-57  
 1961-62 D18 A W 71-66  
 1981-82 D7 A L 62-69 [17]  
 1982-83 D6 A L 56-74 [13]  
 ^ All-College Tourney (Oklahoma City, Okla.)  
 - Express-News Tourney (San Antonio, Texas)  
 [ ] Associated Press Rank

**Alabama State (3-1)**  
 H: 3-1 A: 0-0 N: 0-0 OT: 0-0

1987-88 D5 H W 90-66  
 2007-08 N11 H^ L 54-64  
 2008-09 N21 H^ W 56-51 (TWC MS)  
 2010-11 D22 H W 49-39  
 ^ SMU Tip-Off Classic

**Alabama-Birmingham (see UAB)**

**Alaska-Anchorage (0-1)**  
 H: 0-0 A: 0-0 N: 0-1 OT: 0-0  
 1998-99 D28 N^ L 72-80  
 ^ Arizona State Holiday Classic (Tempe, Ariz.)

**Alcorn State (2-1)**  
 H: 1-1 A: 0-0 N: 1-0 OT: 0-0  
 1987-88 D19 H W 116-85  
 1998-99 D5 H L 74-75  
 2012-13 D22 N- W 67-52  
 - Cable Car Classic (Santa Clara, California)

**Angelo State (1-0)**  
 H: 1-0 A: 0-0 N: 0-0 OT: 0-0  
 1981-82 J2 H W 77-66

**Appalachian St. (0-2)**  
 H: 0-1 A: 0-1 N: 0-0 OT: 0-0  
 2002-03 D17 A L 65-87

2003-04 D18 H L 82-85

**Arizona (0-3)**  
 H: 0-0 A: 0-2 N: 0-1 OT: 0-0  
 1973-74 D29 N^ L 82-86 [20]  
 1975-76 D13 A L 81-83 [10]  
 1976-77 D30 A L 85-117 [13]  
 ^ Milwaukee Classic (Milwaukee, Wisc.)  
 [ ] Associated Press Rank

**Arizona State (0-4)**  
 H: 0-0 A: 0-4 N: 0-0 OT: 0-1  
 1975-76 D12 A L 85-88 [19]  
 1990-91 N24 A L 79-89  
 1993-94 D22 A L, ot 58-68  
 1995-96 D30 A^ L 58-62  
 ^ ASU/Tribune Classic (Tempe, Ariz.)  
 [ ] Associated Press Rank

**Arkansas (59-96)**  
 H: 35-37 A: 18-53 N: 6-6 OT: 1-2  
 SWC: 52-84 H: 33-33 A: 18-50 N: 1-1 OT: 1-2  
 SWC CHRISTMAS: 7-1 H: 2-0 A: 0-0 N: 5-1 OT: 0-0  
 SWC PLAYOFF: 0-1 N: 0-1 OT: 0-0  
 SWC TOURNAMENT: 0-4 H: 0-1 A: 0-0 N: 0-3 OT: 0-0  
 1923-24 A^ W 17-11  
 A^ L 15-21

1924-25 H\* L 15-29  
 H\* L 20-29  
 1925-26 A\* L 27-29  
 A\* L 8-28  
 1926-27 H\* L 30-32  
 H\* L 31-32  
 1927-28 A\* L 26-48  
 A\* L 22-34  
 1928-29 H\* L 26-33  
 H\* L 17-39  
 1929-30 A\* L 27-28  
 A\* L 29-44  
 1930-31 H\* L 27-32  
 H\* W 40-27  
 1931-32 A\* L 20-46  
 A\* L 20-29  
 1932-33 H\* L 23-40  
 H\* L 25-26  
 1933-34 A\* L 35-38  
 A\* W 44-37  
 1934-35 H\* W 30-22  
 H\* W 41-21  
 1935-36 A\* L 23-34  
 A\* L 28-40  
 1936-37 H\* W 29-25  
 H\* L 28-37  
 1937-38 A\* L 23-32



1938-39	A*	L	26-34	
	H*	W	47-31	
	H*	W	32-19	
1939-40	A*	L	40-75	
	A*	L	26-36	
1940-41	H*	L	23-40	
	H*	L	32-41	
1941-42	N*	L	22-52	
	A*	L	33-36	
	A*	L	34-36	
1942-43	H*	L	35-39	
	H*	L	29-36	
1943-44	A*	L	58-68	
	A*	L	49-74	
1944-45	H*	L	52-59	
	H*	L	49-65	
1945-46	A*	L	53-81	
	A*	L	46-74	
1946-47	H*	W	64-62	
	H*	W	47-44	
1947-48	A*	L	40-47	
	A*	L	57-58	
1948-49	H*	L	45-54	
	A*	L	39-47	
1949-50	H*	L	55-63	
	A*	W	55-48	
1950-51	H*	W	60-45	
	A*	L	48-50	
1951-52	H-	W	54-40	
	A*	W	54-50	
	H*	W	57-48	
1952-53	H-	W	65-62	
	H*	L	66-71	
	A*	W	79-74	
1953-54	N@	W	70-66	
	A*	L	58-61	
	H*	W	92-68	
1954-55	J31	A*	L	74-85
	F22	H*	W	83-69
1955-56	D28	N@	W	67-62
	F4	A*	W	[17] 58-53
	F25	H*	W	[12] 80-72
1956-57	D29	N@	W	[7] 64-60
	F2	H*	W	[6] 69-55
	M2	A*	W	[4] 87-59
1957-58	F1	H*	W	49-46
	F11	A*	L	63-65
	N#	L	55-61	
1958-59	D26	N@	W	65-64
	F3	A*	W	59-50
	F23	H*	W	*56-51
1959-60	D29	N@	W	67-56
	F6	A*	W	72-70
	M2	H*	W	93-82
1960-61	J7	A*	L	74-76
	F27	H*	L, ot	82-88
1961-62	J9	A*	W	77-70
	M6	H*	W	84-81
1962-63	J3	H*	L	71-73
	F26	A*	L	79-82
1963-64	F11	A*	L	71-83
	F25	H*	W	86-71
1964-65	F6	A*	W	84-76
	M4	H*	W	88-75
1965-66	F2	A*	W	75-74
	F19	H*	W	67-66
1966-67	J17	A*	W	69-59
	F21	H*	W	69-66
1967-68	F3	H*	L	68-70
	F17	A*	W	95-87
1968-69	F8	H*	W	84-69
	F15	N#	W	76-68
1969-70	F7	H*	W	76-75
	F14	A*	L	72-88
1970-71	J30	H*	W	90-88
	F13	A*	W	112-99
1971-72	J25	H*	W	85-71
	F19	A*	L	74-88
1972-73	J30	H*	W	110-94
	F24	A*	L	96-103
1973-74	J22	A*	L	88-89
	F16	H*	W	95-87
1974-75	J25	H*	L	69-73
	M1	A*	L	50-72
1975-76	J8	A*	W	82-81
	J31	H*	W	82-76
	M4	H%	L	70-74
1976-77	J27	H*	L	59-77 [15]
	F2	A*	L	58-81 [14]
1977-78	J26	A*	L	65-72 [4]
	F16	H*	L	75-86 [1]
	M2	N&	L	73-94 [4]
1978-79	J24	H*	L	67-79 [15]
	F14	A*	L	55-71 [11]
1979-80	J3	A*	L	69-84
	F19	H*	W	62-58 (Ch. 39)
1980-81	J3	N+	L	50-92 (Metro, Ch. 39)
	F24	A*	L	33-47 [18] (ESPN, Ch. 39)
1981-82	J6	A*	L	48-68 [11]
	F24	H*	L	53-54 [15] (ON)
1982-83	J15	H*	L	56-63 [7]
	F14	A*	L	61-71 [8]
1983-84	J12	A*	L	69-70 (T.V.S)

1984-85	F11	H*	L	71-80 (T.V.S)				
	J5	H*	W, ot	[7] 63-60 (SWC)				
	F6	A*	L	[4] 66-69 (SWC)				
1985-86	M9	N%+	L	[20] 58-68 (SWC)				
	J2	A*	W	71-66				
	F1	H*	W	90-80 (SWC)				
1986-87	J27	A*	L	63-76 (KTXA)				
	M1	H*	W	93-76 (SWC)				
1987-88	J13	H*	L, ot	83-85				
	F13	A*	W	73-63 (SWC)				
1988-89	J14	A*	L	73-93 (Raycom)				
	F15	H*	L	68-81 (HSE)				
1989-90	J17	H*	L	61-80 [12] (KDAF, HSE)				
	F17	A*	L	46-77 [8] (Raycom)				
	M9	N%+	L	61-84 [9]				
1990-91	J19	A*	L	70-98 [2]				
	F20	H*	L	70-79				
1992-93	J4	H	L	53-72 [13]				
1993-94	J3	A	L	70-96 [1]				
1994-95	D8	H	L	66-78 [3]				
1995-96	D21	A	L	46-73				
2013-14	N18	A	L	78-89				
2014-15	N25	H	L	[iv] 72-78 [25iv] (ESPNNews)				
^ All-College Tourney (Oklahoma City, Okla.)								
- SWC Christmas Tournament (Dallas, Texas)								
@ SWC Christmas Tournament (Houston, Texas)								
# SWC Championship Playoff (Shreveport, La.)								
\$ At Little Rock, Ark.								
% SWC Postseason Classic (Dallas, Texas)								
& SWC Postseason Classic (Houston, Texas - The Summit)								
+ Reunion Arena (Dallas, Texas)								
* Southwest Conference game								
[AP] or [AP/Coaches]								
Arkansas - Little Rock (1-2)								
H: 0-1 A: 1-0 N: 0-1 OT: 1-0								
2010-11 N12 H L 47-57								
2011-12 D4 A W, ot 69-63								
2012-13 N24 N- L 56-69								
- Hoops for Hope Classic (Puerto Vallarta, Mexico)								
Arkansas - Pine Bluff (5-1) (4-1 +)								
H: 4-1 A: 0-0 N: 1-0 OT: 0-0 (H: 3-1 +)								
1999-00 N29 H W 86-62								
2000-01 D4 H W 90-50								
2004-05 D20 H W 87-50								
2008-09 D15 H L 62-64 (TWC MS)								
2011-12 N22 N- W 64-55								
2013-14 N24 H+ W+ 87-61 (ESPN3)								
- Dick's Sporting Goods NIT Season Tip-Off								
(Consolation Rounds - Tulsa, Okla.)								
^ Corpus Christi Classic - Host Round								
(Curtis Culwell Center - Garland, Texas)								
+ Win in 2013-14 later vacated								
Army (1-2)								
H: 1-1 A: 0-0 N: 0-1 OT: 0-0								
1965-66 D18 N^ L 51-64								
1967-68 D23 H L 66-70								
2009-10 D30 H W 71-63								
^ Vanderbilt Invitational (Nashville, Tenn.)								
Auburn (4-0)								
H: 2-0 A: 0-0 N: 2-0 OT: 0-0								
1948-49 D29 N^ W 59-41								
1957-58 D19 H W 75-65								
1963-64 D20 H W 84-70								
1975-76 D19 N- W 87-85								
^ All-College Tourney (Oklahoma City, Okla.)								
- Sub Bowl Classic (El Paso, Texas)								
Austin College (14-1)								
H: 9-0 A: 5-1 N: 0-0 OT: 0-0								
1916-17 J18 A W 28-26								
					H	W	36-6	
1919-20					A	L	20-23	
					H	W	43-20	
1920-21					A	W	43-20	
1923-24					A	W	19-11	
					A	W	29-12	
1927-28					H	W	43-17	
1928-29					H	W	31-11	
1934-35					A	W	45-27	
1954-55					D1	H	84-60	
1955-56					D3	H	94-56	
1970-71					D1	H	105-78	
1971-72					D4	H	110-69	
1997-98					N23	H	78-44	
Baylor (100-75)								
H: 57-28 A: 39-46 N: 4-1 OT: 4-2								
SWC: 90-73 H: 54-28 A: 36-45 OT: 4-2								
SWC CHRISTMAS: 2-0 H: 0-0 A: 0-0 N: 2-0 OT: 0-0								
SWC TOURNAMENT: 3-1 H: 0-0 A: 1-0 N: 2-1 OT: 0-0								
1917-18					A	W	15-9	
					H	W	20-5	
1918-19					A*	L	28-30	
					H*	W	32-8	
1919-20					A*	L	19-20	
					F28	H*	W	25-13
1920-21					H*	L	19-29	
					H*	L	18-24	
					A*	L	14-34	

1921-22	A*	L	18-21	
	A*	L	19-37	
	A*	L	13-21	
	H*	W	19-18	
	H*	W	19-17	
1922-23	H*	W	24-23	
	H*	L	13-17	
	A*	L	7-12	
	A*	L	14-20	
1923-24	A*	L	13-15	
	A*	W	20-16	
	H*	L	20-25	
	H*	W	21-20	
1924-25	A*	L	8-9	
	H*	W	28-16	
1925-26	H*	W	22-21	
	A*	W	24-12	
1926-27	H*	W	28-27	
1927-28	A*	W	34-31	
	H*	W	39-34	
1928-29	H*	L	19-23	
	A*	W	31-24	
1929-30	A*	L	24-32	
	H*	W	26-24	
	A*	W	47-37	
1930-31	H*	L	28-34	
	H*	L	26-38	
1931-32	A*	L	28-40	
1932-33	A*	W	27-20	
	H*	L	28-29	
1933-34	A*	W	35-25	
	H*	W	37-32	
1934-35	H*	L	26-27	
	A*	W	41-24	
1935-36	A*	L	28-30	
	H*	L	27-30	
1936-37	H*	W	26-15	
	A*	W	25-20	
1937-38	A*	L	23-36	
	H*	W	45-36	
1938-39	A*	L	35-60	
	H*	W	39-33	
1939-40	A*	W	48-44	
	H*	L	30-48	
1940-41	A*	L	30-34	
	H*	L	45-55	
1941-42	H*	L, ot	41-45	
	A*	L	38-48	
1942-43	H*	W	71-44	
	A*	L	34-40	
1943-44	H*	W	64-41	
	A*	W	57-44	
1944-45	H*	W	56-34	
	A*	W	65-33	
1945-46	A*	L	38-58	
	H*	L	48-57	
1946-47	J18	H*	W	67-53
	F22	A*	L	52-59
1947-48	J10	H*	L	42-43
	F17	A*	L	49-51
1948-49	J11	A*	L	37-44
	F23	H*	L	38-47
1949-50	D31	N*	W	61-37
	J14	H*	W	50-47
	F28	A*	L	61-70
1950-51	J6	A*	W	66-37
	F6	H*	W	58-46
1951-52	F1	H*	W	60-34
	F25	A*	L	45-62
1952-53	J16	A*	L	56-65
	F6	H*	W	66-54
1953-54	D28	N-	W	55-50
	J9	H*	W	84-60
	F26	A*	W	90-66
1954-55	J28	H*	W	96-84
	F12	A*	L	72-76
1955-56	J31	A*	W	[17] 92-72
	F21	H*	W	[12] 89-68
1956-57	J2	H*	W	[4] 79-64
	F5	A*	W	[4] 83-76
1957-58	J4	H*	W	63-51
	M4	A*	W	77-52
1958-59	J13	H*	L	53-70
	F10	A*	W	54-50
1959-60	J15	H*	W	73-71
	F26	A*	L	61-68
1960-61	J10	H*	W	75-64
	M2	A*	L	63-77
1961-62	J6	H*	W	73-60
	F27	A*	W	69-52
1962-63	J5	A*	L	58-62
	M2	H*	L	72-73
1963-64	J7	A*	W	85-65
	M3	H*	W	95-76
1964-65	F9	A*	W	76-74
	F27	H*	W	80-70
1965-66	F8	H*	W	95-65
	F15	A*	W	68-66
1966-67	J3	A*	W, ot	85-83
	F11	H*	W	94-88
1967-68	J3	H*	L	66-76
	F20	A*	W	70-63
1968-69	J7	A*	L	67-69

1969-70	F22	H*	L	78-90
	F3	A*	L	81-83
	F17	H*	W	70-66
1970-71	J23	H*	W	96-86
	F20	A*	L	79-112
1971-72	F5	H*	W	74-70
	M4	A*	W	96-87
1972-73	J27	A*	W	81-69
	F20	H*	L	82-84
1973-74	J26	H*	W	79-74
	F29	A*	W	78-70
1974-75	J28	A*	L	63-66
	F25	H*	W, ot	78-77
1975-76	J17	H*	W	95-71
	F14	A*	L	86-96
1976-77	J18	H*	W, ot	75-71
	F15	A*	L	73-103
1977-78	J21	H*	L	73-75
	F11	A*	L	71-80
	F25	A@	W	73-68
1978-79	J20	A*	L	67-93
	F10	H*	L	73-74
1979-80	J8	A*	W	78-72
	F4	H*	W	73-6

NIT: 0-1 H: 0-0 A: 0-1 N: 0-0 OT: 0-0  
 1985-86 M13 A^ L 63-67  
 1992-93 M18 N- L 71-80 (CBS)  
 1996-97 J18 H^ W 75-50 (TCI-Dallas)  
 F19 A^ W 74-62 (ESPN2)  
 ^ NIT First Round  
 - NCAA First Round (Chicago, Ill.)  
 \* Western Athletic Conference game

Brown (2-0)  
 H: 2-0 A: 0-0 N: 0-0 OT: 1-0  
 2006-07 F6 H W, ot 60-56  
 2015-16 N29 H W [T25/] 77-69 (TWCE3+CE)  
 [AP/Coaches]

Bucknell (1-0)  
 H: 1-0 A: 0-0 N: 0-0 OT: 0-0  
 1989-90 J6 H W 88-80

Buffalo (1-0)  
 H: 0-0 A: 1-0 N: 0-0 OT: 0-0  
 1946-47 A W 64-37

Butler (0-1)  
 H: 0-0 A: 0-1 N: 0-0 OT: 0  
 1939-40 A L 37-42

California (2-1) (1-1 +)  
 H: 1-1 A: 0-0 N: 1-0 OT: 0-0 (H: 0-1 +)  
 NIT: 1-0 H: 1-0 A: 0-0 N: 0-0 OT: 0-0 (0-0 H: 0-0 +)  
 1967-68 D28 H^ L 84-88  
 1979-80 D22 N- W 97-88  
 2013-14 M26 H# W+ [-/rv] 67-65 (ESPN2)  
 ^ All-Sports Association Tournament (Dallas, Texas)  
 - Kentucky Invitational (Lexington, Ky.)  
 # NIT Quarterfinal  
 + Win in 2013-14 later vacated  
 [AP/Coaches]

Cal Irvine (see UC Irvine)

Cal State-Bakersfield (1-0)  
 H: 1-0 A: 0-0 N: 0-0 OT: 0-0  
 2008-09 F7 H W 73-56 (TWC MS)

Cal State-Fullerton (1-0)  
 H: 1-0 A: 0-0 N: 0-0 OT: 0-0  
 1973-74 D20 H W 93-69

Cal-Santa Barbara  
 (see UC Santa Barbara)

Campbell (1-0)  
 H: 1-0 A: 0-0 N: 0-0 OT: 0-0  
 1984-85 D17 H W [7] 90-70  
 [ ] Associated Press Rank

Canisius (0-1)  
 H: 0-0 A: 0-1 N: 0-0 OT: 0-0  
 1950-51 D9 A L 55-64

CCNY (1-1)  
 H: 0-0 A: 1-1 N: 0-0 OT: 0-0  
 1948-49 A W 62-56  
 1949-50 A L 53-67

Centenary (11-3)  
 H: 7-3 A: 3-0 N: 1-0 OT: 0-0  
 1925-26 H W 34-19  
 H L 19-26  
 1947-48 H W 54-43  
 1949-50 A W 51-48  
 1950-51 H W 79-52  
 1965-66 D21 H L 81-87  
 1982-83 D1 H W 76-75  
 1983-84 N30 A W 86-76  
 D17 N^ W 85-64  
 1984-85 D8 H W [8] 97-79  
 1996-97 D16 H W 86-73  
 2005-06 N22 H W 85-67  
 2006-07 D16 A W 68-40  
 2007-08 N17 H L 76-93  
 ^ Dallas Morning News Classic (Dallas, Texas - Reunion Arena)  
 [ ] Associated Press Rank

Central Florida (see UCF)

Central Arkansas (1-0)  
 H: 1-0 A: 0-0 N: 0-0 OT: 0-0  
 2010-11 N28 H W 76-72

Central Michigan (2-0)  
 H: 1-0 A: 0-0 N: 1-0 OT: 0-0  
 1982-83 D17 N^ W 89-78  
 1985-86 D6 H W 68-45  
 ^ Dallas Morning News Classic (Dallas, Texas - Reunion Arena)

Chaminade (1-1)  
 H: 0-0 A: 1-1 N: 0-0 OT: 0-0  
 1984-85 D25 A^ L [4] 70-71  
 1986-87 D23 A W 68-64  
 ^ Chaminade Classic (Honolulu, Hawaii)  
 [ ] Associated Press Rank

Charlotte (2-0)  
 H: 1-0 A: 1-0 N: 0-0 OT: 0-0  
 1988-89 F5 H W 68-66 (USA)  
 1989-90 D20 A W 63-55

Chattanooga (1-1)  
 H: 0-1 A: 1-0 N: 0-0 OT: 1-0  
 1998-99 D19 H L 60-77  
 1999-00 D20 A W, ot 67-66

Chicago State (1-0)  
 H: 1-0 A: 0-0 N: 0-0 OT: 0-0  
 1987-88 M5 H W 83-66

Cincinnati (3-6) (2-6 +)  
 H: 2-1 A: 0-5 N: 1-0 OT: 0-0 (H: 1-1 +)  
 NCAA: 1-0 N: 1-0 OT: 0-0  
 AMERICAN: 2-4 H: 2-1 A: 1-2 (1-4 H: 1-1 +)  
 1947-48 D5 A L 46-59  
 1965-66 M12 N^ W 89-84  
 1974-75 J15 A L 74-106  
 2013-14 J1 A- L 57-65 (ESPN2)  
 F8 H- W+ [rv] 76-55 [77] ESPNU  
 2014-15 J3 A- L 50-56 (ESPN2)  
 F5 H- L [23/23] 54-62 (ESPN)  
 2015-16 J7 H- W [15/] 59-57 [rv] ESPN  
 M6 A- L [24/] 54-61 [rv] (CBS)  
 ^ NCAA Midwest Regional (Lubbock, Texas)  
 - American Athletic Conference game  
 + Win in 2013-14 later vacated  
 [AP/Coaches]

Clemson (1-1) (0-1 +)  
 H: 0-0 A: 0-0 N: 1-1 OT: 0-0 (N: 0-1 +)  
 NIT: 1-0 H: 0-0 A: 0-0 N: 1-0 OT: 0-0 (0-0 N: 0-0 +)  
 1970-71 D18 N^ L 51-67  
 2013-14 A1 N- W+ [-/rv] 65-59 (ESPN2)  
 ^ Vanderbilt Invitational (Nashville, Tenn.)  
 - NIT Semifinal (New York, N.Y. - Madison Square Garden)  
 + Win in 2013-14 later vacated  
 [AP/Coaches]

College of Charleston (0-1)  
 H: 0-0 A: 0-0 N: 0-1 OT: 0-0  
 2009-10 D23 N^ L 71-72 (ESPN2)  
 ^ Hawaiian Airlines Diamond Head Classic (Honolulu, Hawaii)

Colorado (2-4)  
 H: 2-0 A: 0-4 N: 1-0 OT: 0-0  
 1949-50 D17 A L 48-71  
 D19 A L 50-56  
 1978-79 D9 A L 70-72  
 1979-80 D8 H W 86-65  
 2007-08 J4 A L 52-63 (FSN RM)  
 2008-09 J5 H W 70-67 (TWC MS)  
 2015-16 D23 N- W [18/] 70-66 [rv] (FS1)  
 - Continental Tires Las Vegas Classic championship  
 (Orleans Arena - Las Vegas, Nev.)  
 [AP/Coaches]

Colorado State (5-3)  
 H: 2-0 A: 0-1 N: 3-2 OT: 0-0  
 WAC: 1-1 H: 1-0 A: 0-1 OT: 0-0  
 WAC TOURNAMENT: 2-0 N: 2-0 OT: 0-0  
 1941-42 N^ W 47-37  
 1952-53 H W 63-62  
 1981-82 D12 N- L 56-74  
 1996-97 M4 N@ W 93-89  
 1997-98 N3 N@ W 76-71  
 1998-99 J14 A^ L 62-73 (ESPN2)  
 F11 H^ W 72-68  
 2011-12 N14 N# L 56-75  
 ^ All College Tourney (Oklahoma City, Okla.)  
 - Indiana Classic (Bloomington, Ind.)  
 @ WAC Tournament (Las Vegas, Nev.)  
 \* Western Athletic Conference game  
 # Dick's Sporting Goods NIT Season Tip-Off  
 (West Regional - Stanford, Calif.)

Columbia (1-0)  
 H: 1-0 A: 0-0 N: 0-0 OT: 0-0  
 1990-91 D28 H W 79-45

Connecticut (6-2) (4-2 +)  
 H: 4-0 A: 2-2 N: 0-0 OT: 0-0 (H: 3-0 A: 1-2 +)  
 AMERICAN: 4-2 H: 3-0 A: 1-2 (2-2 H: 2-0 A: 0-2 +)  
 AMERICAN TOUR: 1-0 H: 0-0 A: 1-0 N: 0-0 OT: 0-0  
 1965-66 D30 H W 80-66  
 2013-14 J4 H- W+ 74-65 [17/15] (ESPNU)  
 F23 A- W+ [rv] 64-55 [21/21] CBSN  
 2014-15 F14 H- W [25/25] 73-55 (ESPN)  
 M1 A- L [21/21] 73-81 (CBS)  
 M15 A# W [20/21] 62-54 (ESPN)  
 2015-16 F18 A- L [21/] 62-68 (ESPN2)  
 M3 H- W [24/] 80-54 (ESPN2)  
 - American Athletic Conference game  
 # American Tournament (Hartford, Conn. - XL Center)  
 + Wins in 2013-14 later vacated  
 [AP/Coaches]

Cornell (2-0)  
 H: 1-0 A: 0-0 N: 1-0 OT: 0-0

1980-81 D30 N^ W 67-42  
 1988-89 M6 H W 67-59  
 ^ Cincinnati, Ohio

Creighton (3-2)  
 H: 0-1 A: 2-0 N: 1-1 OT: 0-0  
 1970-71 J4 A W 97-95  
 1974-75 D21 N^ L 59-73  
 1987-88 D29 N- W 88-51  
 1994-95 D3 A W 77-70  
 1995-96 N25 H L \*59-63  
 ^ Indiana Classic (Bloomington, Ind.)  
 - Rainbow Classic (Honolulu, Hawaii)

Dallas, University of (2-0)  
 H: 1-0 A: 1-0 N: 0-0 OT: 0-0  
 1916-17 H W 29-15  
 A W 46-13

Dallas Baptist (5-0)  
 H: 5-0 A: 0-0 N: 0-0 OT: 0-0  
 1970-71 J11 H W 88-63  
 1971-72 J8 H W 100-81  
 1972-73 J2 H W 97-72  
 1973-74 D5 H W 79-67  
 1974-75 J11 H W 96-70

Dallas Christian (2-0)  
 H: 2-0 A: 0-0 N: 0-0 OT: 0-0  
 2010-11 J1 H W 82-49  
 2011-12 D22 H W 77-41

Davidson (2-0)  
 H: 1-0 A: 1-0 N: 0-0 OT: 0-0  
 1996-97 D5 A W 72-55  
 1997-98 D20 H W 75-59

Dayton (2-1)  
 H: 1-0 A: 0-1 N: 1-0 OT: 0-0  
 1956-57 D22 N^ W 67-59  
 2006-07 N18 H W 53-48  
 2007-08 N24 A L 57-82  
 ^ Kentucky Invitational (Lexington, Ky.)

Denver (0-1)  
 H: 0-1 A: 0-0 N: 0-0 OT: 0-0  
 1967-68 D20 H L 81-86

Drake (1-1)  
 H: 0-1 A: 0-0 N: 1-0 OT: 1-0  
 1966-67 D29 N^ W, 2ot 84-81  
 1968-69 D28 H- L 81-86  
 ^ Sun Bowl Classic (El Paso, Texas)  
 - All Sports Association Classic (Dallas, Texas)

Duke (1-3)  
 H: 0-1 A: 0-1 N: 1-1 OT: 0-0  
 NCAA: 0-1 N: 0-1 OT: 0-0  
 1977-78 D8 H L 67-91  
 1978-79 N27 A L 80-86 [1]  
 1983-84 D28 N^ W 78-76  
 1987-88 M19 N- L 79-94 (CBS)  
 ^ Rainbow Classic (Honolulu, Hawaii)  
 - NCAA Tournament (Chapel Hill, N.C.)  
 [ ] Associated Press Rank

East Carolina (9-4)  
 H: 4-2 A: 3-2 N: 2-0 OT: 1-0  
 C-USA: 4-4 H: 2-2 A: 2-2 OT: 1-0  
 AMERICAN: 3-0 H: 2-0 A: 1-0 N: 0-0 OT: 0-0  
 AMERICAN TOUR: 1-0 H: 0-0 A: 0-0 N: 1-0 OT: 0-0  
 1985-86 D21 N^ W 71-62  
 2006-06 J18 A^ W, ot 74-70  
 2006-07 F17 H^ W 65-42  
 2007-08 F27 A^ L 54-82  
 2008-09 J24 H^ L 74-80 (CBS C)  
 2009-10 F24 A^ W 59-54 (CBS C)  
 2010-11 F2 H^ W 46-41 (TWC)  
 2011-12 F1 A^ L 43-62  
 2012-13 F23 H^ L 69-72 (TWC)  
 2014-15 J17 H- W [rv] 77-54 (CBSSN)  
 M13 N# W [20/21] 62-54 (ESPN2)  
 2015-16 J13 A- W [10/] 79-55 (ESPNNews)  
 F21 H- W [21/] 74-63 (ESPNNews)  
 ^ Kentucky Invitational (Lexington, Ky.)  
 \* Conference USA game  
 - American Athletic Conference game  
 # American Tournament (Hartford, Conn. - XL Center)

East Tennessee State (1-0)  
 H: 0-0 A: 0-0 N: 1-0 OT: 0-0  
 1993-94 D29 N^ W 88-84  
 ^ Golden Harvest Classic (Kansas City, Mo.)

East Texas State  
 (see Texas A&M - Commerce)

Eastern Kentucky (1-0)  
 H: 0-0 A: 0-0 N: 1-0 OT: 0-0  
 1947-48 D6 N^ W 66-45  
 ^ Louisville, Kentucky

Eastern Washington (1-0)

H: 1-0 A: 0-0 N: 0-0 OT: 0-0  
 2014-15 N22 H- W [22/23] 77-68 (ESPN3)  
 - Hoosier Showcase  
 [AP/Coaches]

Florida (2-1)  
 H: 1-0 A: 0-0 N: 1-1 OT: 0-0  
 1960-61 D6 H W 74-64  
 1986-87 D4 N^ L 70-110 (KTXA)  
 1987-88 D3 N- W 82-76 [7]  
 ^ (Pensacola, Fla.)  
 - Reunion Arena (Dallas, Texas)  
 [ ] Associated Press Rank

Florida Atlantic (2-0)  
 H: 1-0 A: 1-0 N: 0-0 OT: 0-0  
 1997-98 N29 A W 62-54  
 1998-99 N29 H W 91-61

Florida Gulf Coast (2-0)  
 H: 2-0 A: 0-0 N: 0-0 OT: 0-0  
 2009-10 N21 H W 79-62  
 2011-12 N19 H W 65-64

Florida Southern (1-0)  
 H: 1-0 A: 0-0 N: 0-0 OT: 0-0  
 1988-89 D8 H W ^63-56

Florida State (0-1)  
 H: 0-0 A: 0-1 N: 0-0 OT: 0-0  
 2006-07 N14 A^ L 52-59  
 ^ Colonial Classic (Tallahassee, Fla.)

Fresno State (3-12)  
 H: 2-5 A: 1-6 N: 0-1 OT: 0-1  
 WAC: 3-11 H: 2-5 A: 1-6 OT: 0-1  
 1997-98 J10 H^ L 74-76 (ESPN2)  
 F7 A^ L 73-80  
 1999-00 J22 H^ W 85-78 (FSN-SW)  
 F17 A^ W 85-75  
 2000-01 J13 A^ L 86-92 (KSTR)  
 F22 H^ L 64-77 [25]  
 2001-02 J24 A^ L 70-78  
 F23 H^ L 78-86  
 2002-03 J16 H^ L 73-75  
 F15 A^ L 56-76  
 2003-04 J8 A^ L 53-54  
 F7 H^ L, 2ot 74-75  
 2004-05 J6 H^ W 74-63  
 F5 A^ L 71-70  
 2011-12 N15 N- L 52-54  
 ^ Western Athletic Conference game  
 - Dick's Sporting Goods NIT Season Tip-Off  
 (West Regional - Stanford, Calif.)  
 [ ] Associated Press Rank

Furman (1-0)  
 H: 1-0 A: 0-0 N: 0-0 OT: 0-0  
 2012-13 D30 H W 72-53

Gardner-Webb (1-0)  
 H: 0-0 A: 0-0 N: 1-0 OT: 0-0  
 2002-03 D28 N^ W 64-63  
 ^ Jim Thorpe Classic (Las Vegas, Nev.)

Georgetown (0-1)  
 H: 0-0 A: 0-0 N: 0-1 OT: 0-0  
 NCAA: 0-1 N: 0-1 OT: 0-0  
 1983-84 M18 N^ L 36-37 [2] (CBS)  
 ^ NCAA Tournament (Pullman, Wash.)  
 [ ] Associated Press Rank

Georgia Southern (1-0)  
 H: 0-0 A: 0-0 N: 0-0 OT: 0-0  
 2011-12 N27 H W 55-49

Georgia State (2-0)  
 H: 2-0 A: 0-0 N: 0-0 OT: 0-0  
 1979-80 D17 H W 119-92  
 1983-84 D10 H W 92-67 (HSE)

Georgia Tech (6-8)  
 H: 6-1 A: 0-6 N: 0-1 OT: 0-0  
 1959-60 D21 H W 80-71  
 1960-61 D9 A L 64-67  
 1961-62 D1 H W 67-55  
 1962-63 D6 A L 56-73  
 1963-64 D17 H W 97-75  
 1964-65 D3 A L 75-83  
 1965-66 D4 H W 83-73  
 1966-67 D1 A L 70-87  
 1967-68 D2 H L 74-77  
 1968-69 D3 A L 59-87  
 1969-70 D10 H W 77-66  
 1970-71 D2 A L 77-91  
 1971-72 D18 H W 93-70  
 1986-87 D21 N^ L 54-63 [16]  
 ^ Sunbury Ball Classic (Tokyo, Japan)  
 [ ] Associated Press Rank

Gettysburg (1-0)  
 H: 0-0 A: 1-0 N: 0-0 OT: 0-0  
 1937-38 A W 31-28

Gonzaga (1-1)  
H: 1-0 A: 0-1 N: 0-0 OT: 0-0  
2014-15 N17 A L [22/23] 56-72 [13/11] ESPN2  
2015-16 F13 H W [16/] 69-60 (ESPN2)  
[AP/Coaches]

Grambling State (1-0)  
H: 1-0 A: 0-0 N: 0-0 OT: 0-0  
2010-11 D4 H 71-51 71-51 (TWC)

Hamline (1-0)  
H: 1-0 A: 0-0 N: 0-0 OT: 0-0  
1957-58 D9 H W 66-50

Hampton (1-0)  
H: 1-0 A: 0-0 N: 0-0 OT: 0-0  
2015-16 D17 H- W [18/] 105-72 (TWC/ESPN3)  
- Continental Tire Las Vegas Classic host round  
[AP/Coaches]

Hardin-Simmons (13-4)  
H: 12-1 A: 0-3 N: 1-0 OT: 0-0  
1916-17 J25 H W 28-18  
A L 15-22  
1919-20 H W 15-12  
H W 16-14  
1927-28 H W 53-26  
1929-30 H W 34-25  
1931-32 H W 38-14  
1936-37 A L 27-33  
A L 22-26  
1947-48 N^ W 65-57  
1952-53 H L 55-56  
1986-87 D10 H W 100-79  
1995-96 N27 H W 74-45  
1996-97 N23 H W 90-34  
1998-99 J6 H W 108-77  
1999-00 N20 H W 110-69  
2005-06 D10 H W 85-70  
^ Ft. Worth Invite (Ft. Worth, Texas)

Harvard (2-0)  
H: 2-0 A: 0-0 N: 0-0 OT: 0-0  
1997-98 D30 H W 81-80  
2005-06 D28 H W 76-55

Hawaii (7-10)  
H: 5-3 A: 2-6 N: 0-1 OT: 0-0  
WAC: 5-9 H: 4-3 A: 1-6 OT: 0-0  
WAC TOURNAMENT: 0-1 N: 0-1 OT: 0-0  
1966-67 D12 H W 92-72  
1983-84 D30 A^ W 82-73  
1997-98 J17 A^ L 68-77 [24]  
F14 H^ L 82-94 (FSN-SW)  
1999-00 J12 A^ W 79-73  
F12 H^ W 89-73  
M9 N- L 82-87  
2000-01 J6 H^ W 69-56 (FSN-SW)  
F15 A^ L 65-79  
2001-02 J12 A^ L 74-83  
F7 H^ L 76-85  
2002-03 J9 A^ L 55-72  
F8 H^ W 78-69 (FSN-SW)  
2003-04 J15 H^ L 65-66  
F14 A^ L 59-62  
2004-05 J13 A^ L 59-71  
F12 H^ W 71-65

^ Rainbow Classic (Honolulu, Hawaii)  
- WAC Tournament (Fresno, Calif.)  
^ Western Athletic Conference game  
[] Associated Press Rank

Hofstra (2-0) (1-0 +)  
H: 1-0 A: 1-0 N: 0-0 OT: 0-0 (H: 0-0 +)  
2012-13 D1 A W 73-47  
2013-14 J19 H W+ 73-49 (ESPN3)  
+ Win in 2013-14 later vacated

Houston (30-48) (28-48 +)  
H: 15-17 A: 9-25 N: 6-6 OT: 2-2 (H: 14-17 A: 8-25 +)  
NCAA: 2-1 N: 2-1 OT: 0-0  
SWC: 14-28 H: 9-12 A: 5-16 OT: 2-1  
SWC TOURNAMENT: 4-3 H: 0-0 A: 0-1 N: 4-2 OT: 0-0  
C-USA: 3-12 H: 2-5 A: 1-7 OT: 0-1  
C-USA TOURNAMENT: 0-1 H: 0-0 A: 0-0 N: 0-1 OT: 0-0  
AMERICAN: 5-11 H: 3-0 A: 2-1 (4-1 H: 2-0 A: 1-1 +)  
AMERICAN TOUR: 0-1 H: 0-0 A: 0-0 N: 0-1 OT: 0-0  
1955-56 M16 N^ W [8] 89-74 [17]  
1964-65 M13 N- W 89-87  
1966-67 M18 N^ L 75-83 [7]  
1972-73 D29 N@ L 102-115 [13]  
1975-76 J26 H^ W 87-75  
F24 A^ L 98-100  
1976-77 J29 H^ L 102-103  
F10 A^ L 83-115  
1977-78 J23 H^ W 76-75  
F13 A^ L 55-95  
1978-79 J22 A^ L 78-82  
F12 H^ L 94-101  
F24 A# L 67-74  
1979-80 J12 A^ L 81-96 (Ch. 5)  
F2 H^ L 70-71

1980-81 J13 H^ W, ot 72-70 (OAK, Ch. 39)  
F3 A^ L 64-79 (Metro, Ch. 39)  
1981-82 J16 A^ W 67-66 [10]  
F6 H^ L 71-73 (Tanner)  
1982-83 J8 A^ L 71-105 [19]  
F9 H^ L 68-85 [6]  
M11 N\$ L 59-75  
1983-84 J5 H^ L 59-60 [7] (T.V.S)  
F4 A^ L 57-76 [6] (T.V.S)  
1984-85 J30 H^ W [4] 85-78 (HSE)  
M3 A^ L [13] 76-79 (SWC)  
M8 N\$ W [20] 84-72 (SWC)  
1985-86 J25 A^ L 66-71 (SWC)  
F26 H^ W 78-71 (SWC)  
1986-87 J21 H^ L 65-75 (SWC)  
F22 A^ W 79-73 (SWC)  
1987-88 J19 A^ W 69-65 (USA)  
F20 H^ W, ot 87-84 (SWC)  
M12 N\$ W 98-76  
1988-89 J21 H^ L, ot 83-84 (Raycom)  
F22 A^ W 88-85 (HSE)  
1989-90 J24 A^ L 47-64  
F24 H^ L 63-71 (Raycom)  
1990-91 J26 H^ W 81-75  
F27 A^ L 58-85  
M8 N\$ W 65-62  
1991-92 F5 A^ L 50-67  
M7 H^ L 62-69  
M13 N\$ L 62-73  
1992-93 J23 A^ L 75-85 (Raycom)  
J30 H^ W 70-60 [25]  
1993-94 J26 H^ W 70-64  
F24 A^ L 80-89 (ESPN)  
1994-95 J28 H^ L 71-73  
M4 A^ W 79-74  
1995-96 J8 A^ L 62-63 (Prime)  
F28 H^ L 59-62  
M7 N\$ W 62-57  
1999-00 N27 A W 94-80  
2000-01 D17 H W 94-69  
2005-06 F11 A^ L 57-69  
2006-07 J13 A^ L 67-82 (CSTV)  
F7 H^ L 49-64 (CSTV)  
2007-08 J16 H^ L 71-99 (KTAX)  
F16 A^ L 47-69  
2008-09 F11 H^ L 56-69 (TWC MS)  
M7 A^ L 77-89  
M11 N% L 76-85  
2009-10 F13 A^ L 60-66  
F27 H^ W 94-83 (TWC MS/TTC)  
2010-11 J15 H^ L 68-70 (TWC)  
F16 A^ W 65-51  
2011-12 J18 H^ W 70-54  
F25 A^ L 59-62  
2012-13 J9 A^ L 67-78  
F2 H^ L, ot 80-84 (TWC)  
2013-14 J26 A> W+ [n/v/] 75-68 (ESPNews)  
F19 H> W+ [n/v/r/] 68-64 (ESPNews)  
M13 N- L [25/23] 64-68 (ESPNU)  
2014-15 J24 H> W [n/v/r/] 80-59 (CBSSN)  
F12 A> W [25/25] 75-69 (ESPN)  
2015-16 J19 H> W [8/] 77-73 (ESPNU)  
F1 A> L [12/] 68-71 (CBSSN)

^ NCAA Tournament West Regional (Lawrence, Kan.)  
- NCAA Tournament Midwest Regional (Manhattan, Kan.)  
@ Sun Bowl Classic (El Paso, Texas)  
\* SWC game  
# SWC Postseason Tournament (Houston - The Summit)  
\$ SWC Postseason Tournament (Dallas - Reunion Arena)  
\* Conference USA game  
% C-USA Tournament (Memphis, Tenn. - FedExForum)  
> American Athletic Conference game  
= American Tournament (Memphis, Tenn. - FedExForum)  
+ Wins in 2013-14 later vacated  
[AP] or [AP/Coaches]

Houston Baptist (6-0)  
H: 5-0 A: 0-0 N: 1-0 OT: 0-0  
1972-73 D2 N^ W 78-75  
1973-74 J12 H W 93-65  
1974-75 J9 H W 98-67  
2007-08 D9 H W 90-79  
2008-09 N21 H- W 79-60 (TWC MS)  
2009-10 J23 H W 82-68  
^ Shreveport Invitational (Shreveport, La.)  
- SMU Tip-Off Classic

Howard Payne (0-1)  
H: 0-1 A: 0-0 N: 0-0 OT: 0-0  
1949-50 H L 56-57

Huston-Tillotson (1-0)  
H: 1-0 A: 0-0 N: 0-0 OT: 0-0  
2009-10 N23 H W 69-65

Idaho (1-0)  
H: 1-0 A: 0-0 N: 0-0 OT: 0-0  
1984-85 D14 H^ W [7] 90-71  
^ Dallas Morning News Classic

Illinois State (2-1)  
H: 1-1 A: 0-0 N: 1-0 OT: 0-0  
1985-86 D14 H^ W 68-58

2006-07 N12 N- W 57-55  
2008-09 N23 H@ L 73-84 (TWC MS)  
^ Dallas Morning News Classic  
- Colonial Classic (Tallahassee, Fla.)  
@ SMU Tip-Off Classic

Illinois-Chicago (2-0) (1-0 +)  
H: 1-0 A: 1-0 N: 0-0 OT: 0-0 (A: 0-0 +)  
2013-14 D4 A W+ 73-65 (ESPN3)  
2014-15 D17 H W 67-46 (CBSSN)  
+ Win in 2013-14 later vacated

Indiana (2-2)  
H: 1-0 A: 1-2 N: 0-0 OT: 0-0  
1954-55 D13 A W 83-78 [6]  
1967-68 D29 H^ W 91-84  
1977-78 D17 A- L 51-56  
2014-15 N20 A# L [22/23] 74-68 (BTN)  
^ All Sports Association Tournament (Dallas, Texas)  
- Market Square Arena (Indianapolis, Indiana)  
# Hoosier Showcase  
[AP] or [AP/Coaches]

Indiana State (0-1)  
H: 0-0 A: 1-0 N: 0-0 OT: 0-0  
1947-48 A L 53-80

Iowa (1-5)  
H: 1-0 A: 0-5 N: 0-0 OT: 0-0  
1955-56 D9 A L 62-80 [4]  
1957-58 D3 A L 60-65  
1958-59 D6 H W 65-55  
1959-60 D5 A L 58-89  
1963-64 D12 A L 70-73  
2001-02 D1 A^ L 69-86 [7]  
^ Hawkeye Classic (Iowa City, Iowa)  
[] Associated Press Rank

Iowa State (1-1)  
H: 1-0 A: 0-1 N: 0-0 OT: 0-0  
1980-81 D9 H W 58-55 (ESPN)  
1981-82 D2 A L 70-80

Jacksonville (1-0)  
H: 1-0 A: 0-0 N: 0-0 OT: 0-0  
CIT: 1-0 H: 1-0 A: 0-0 N: 0-0 OT: 0-0  
2010-11 M19 H^ W 63-62  
^ Collegelinsider.com Tournament (CIT)

Jackson State (0-1)  
H: 0-1 A: 0-0 N: 0-0 OT: 0-0  
2011-12 D15 H- L 58-59  
- Dallas Classic (Ellis Davis Fieldhouse)

James Madison (2-0)  
H: 0-0 A: 0-0 N: 2-0 OT: 0-0  
1983-84 D23 N^ W 56-53 (HSE)  
1987-88 N28 N- W 121-89  
^ Rebel Roundup (Las Vegas, Nev.)  
- Mazza's Pizza Classic (Springfield, Mo.)

Kansas (4-26)  
H: 3-10 A: 0-14 N: 1-2 OT: 0-2  
NCAA: 0-2 H: 0-1 A: 0-0 N: 0-1 OT: 0-1  
1938-39 H L 40-46  
H L 45-52  
1939-40 A L 31-63  
A L 26-37  
1946-47 N^ W 49-46  
1951-52 D14 H L 51-74  
D15 A L 57-58  
1952-53 D19 A L 66-83  
D20 A L 55-72  
1955-56 D17 H W 81-61 [18]  
D21 A L 58-62  
1956-57 M15 H- L, ot [4] 65-73 [2]  
1965-66 M11 N@ L 70-76 [4]  
1969-70 D19 A# L 77-89  
1975-76 D2 H W 75-66  
1977-78 D2 A L 71-107  
1978-79 D16 A L 64-71 [8]  
1979-80 D5 H W 89-88 [19]  
1980-81 D22 H L 62-73  
1981-82 D19 A L 71-81  
1982-83 D11 H L 60-62  
1985-86 J11 A L 56-72 [9] (KTAX)  
1988-89 J9 A L, 2ot 82-90 [20]  
1989-90 D6 H L 53-86 [2] (KDAF, HSE)  
1990-91 D4 A L 60-80  
1991-92 J4 H L 67-79 [4]  
1993-94 D30 N\$ L 64-84 [6]  
J8 A L 59-91 [5]  
1994-95 J7 H L 58-97 [5] (ESPN2)  
1995-96 J6 A L 61-83 [4]  
^ Big Six Tournament (Kansas City, Kan.)  
- NCAA Midwest Regional (Dallas, Texas)  
@ NCAA Midwest Regional (Lubbock, Texas)  
# Jayhawk Classic (Lawrence, Kan.)  
\$ Golden Harvest Classic (Kansas City, Mo.)  
[] Associated Press Rank

Kansas State (2-6)  
H: 0-2 A: 0-4 N: 2-0 OT: 0-0

1946-47 N^ W 46-36  
1972-73 J10 H L 55-57 [17]  
1973-74 D3 A L 61-77  
1974-75 D5 A L 58-64  
1976-77 D4 A L 85-103  
1977-78 D3 A L 58-76  
1978-79 D2 H L 83-86  
1982-83 D29 N- W 53-50  
^ Big Six Tournament (Kansas City, Kan.)  
- Sun Bowl Classic (El Paso, Texas)  
[] Associated Press Rank

Kent State (2-0)  
H: 1-0 A: 1-0 N: 1-0 OT: 0-0  
1996-97 D7 A W 74-68  
1997-98 D6 H W 83-76  
2015-16 D22 N- W [18/] 90-74  
- Continental Tires Las Vegas Classic semifinal  
(Oriens Arena - Las Vegas, Nev.)  
[AP/Coaches]

Kentucky (2-3)  
H: 1-0 A: 1-3 N: 0-0 OT: 0-0  
1956-57 D21 A^ L [4] 67-73 [7]  
1957-58 D16 H W 65-64 [3]  
1958-59 D11 A L 60-72 [2]  
1977-78 N26 A L 86-110 [2]  
1984-85 D4 A W [8] 56-54 (HSE)  
^ Kentucky Invitational (Lexington, Ky.)  
[] Associated Press Rank

Lamar (4-0)  
H: 3-0 A: 1-0 N: 0-0 OT: 0-0  
1999-00 N23 H W 67-56  
2000-01 N25 A W 92-70  
2010-11 N21 H^ W 102-70  
2014-15 N14 H- W [22/22] 93-54 (ESPN3)  
^ SMU Invitational  
- Hoosier Showcase  
[AP/Coaches]

LaSalle (1-1)  
H: 0-0 A: 0-0 N: 1-1 OT: 0-0  
1976-77 D18 N^ L 86-94  
2001-02 N30 N- W 72-63  
^ Tennessee Classic (Nashville, Tenn.)  
- Hawkeye Classic (Iowa City, Iowa)

Lehigh (1-1)  
H: 0-0 A: 0-0 N: 1-1 OT: 0-0  
1989-90 D2 N^ L 49-69  
1994-95 D29 N- W 88-84  
^ Stanford Apple Invitational (Stanford, Calif.)  
- Seton Hall/Meadowlands Tournament (East Rutherford, N.J.)

Liberty (1-0-0)  
H: 1-0 A: 0-0 N: 0-0 OT: 0-0  
1998-99 D16 H W 80-66

Long Beach State (0-1)  
H: 0-1 A: 0-0 N: 0-0 OT: 0-0  
1976-77 D6 H L 67-68

Long Island University (1-1)  
H: 1-0 A: 0-1 N: 0-0 OT: 0-0  
1937-38 A L 29-40  
2005-06 N29 H W 74-62

Louisiana-Lafayette (1-1)  
previously Southwest Louisiana  
H: 1-0 A: 0-1 N: 0-0 OT: 0-0  
1969-70 J8 A L 76-78  
1986-87 F7 H W 65-52

Louisiana-Monroe (1-1)  
H: 1-0 A: 0-1 N: 0-0 OT: 0-0  
2005-06 N20 A L 64-71  
2006-07 N22 H W 99-66

LSU (3-2) (2-2 +)  
H: 3-0 A: 0-2 N: 0-0 OT: 0-0 (H: 2-0 +)  
NIT: 1-0 H: 1-0 A: 0-0 N: 0-0 OT: 0-0 (0-0 H: 0-0 +)  
1962-63 D13 H W 83-68  
1963-64 D5 A L 62-66  
1964-65 D12 H W 98-75  
1965-66 D10 A L 88-91  
2013-14 M24 H# W+ [n/v/] 80-67 (ESPN)  
# NIT 2nd Round (16)  
+ Win in 2013-14 later vacated  
[AP/Coaches]

Louisiana Tech (4-8)  
H: 3-2 A: 1-4 N: 0-2 OT: 0-1  
WAC: 3-5 H: 2-2 A: 1-3 OT: 0-1  
1972-73 D1 N^ L 87-92  
1989-90 D1 N- L 68-71  
2001-02 J5 A^ W 74-71  
F2 H^ L 66-70  
2002-03 J4 A^ L 77-89  
M8 H^ W 84-61  
2003-04 J24 H^ L 61-75  
F21 A^ L, ot 69-74  
2004-05 J22 A^ L 58-57

F16 H\* W 73-70  
 2010-11 D1 A L 64-69  
 2011-12 D31 H W 73-65  
 ^ Shreveport Invitational (Shreveport, La.)  
 - Stanford Apple Invitational (Stanford, Calif.)  
 \* Western Athletic Conference game

## Louisville (2-8)

H: 1-3 A: 0-4 N: 1-1 OT: 0-0  
 NCAA: 1-0 N: 1-0 OT: 0-0  
 AMERICAN: 0-2 H: 0-1 A: 0-1 N: 0-0 OT: 0-0  
 1966-67 M17 N\* W 83-81 [2]  
 1968-69 D11 H L 73-79  
 1969-70 D29 A L 79-105 [14]  
 1970-71 D30 H L 85-97 [17]  
 1971-72 D22 A L 62-96 [19]  
 1983-84 D3 A L 65-89 (KTXA)  
 1984-85 F16 H W [9] 72-64 [19] (CBS)  
 1987-88 D28 N- L 79-87  
 2013-14 J12 A# L [rv/] 63-71 [12/8] CBSSN  
 M5 H# L [18/18] 71-84 [11/9] CBSSN  
 ^ NCAA Midwest Regional (Lawrence, Kan.)  
 - Rainbow Classic (Honolulu, Hawaii)  
 # American Athletic Conference game  
 [ ] Associated Press Rank or [AP/Coaches]

## Loyola (Ill.) (2-4)

(previously Loyola Chicago)  
 H: 0-1 A: 2-1 N: 0-2 OT: 0-0  
 NCAA: 0-1 N: 0-1 OT: 0-0  
 1938-39 A L 31-44  
 1939-40 A W 38-34  
 1946-47 H L 49-59  
 A W 62-53  
 1971-72 D27 N\* L 78-102  
 1984-85 M16 N- L 57-70 [14] (CBS)  
 ^ St. Louis Invitational (St. Louis, Mo.)  
 - NCAA Tournament 2nd Round (Hartford, Conn.)  
 [ ] Associated Press Rank

## Loyola Marymount (1-0)

H: 1-0 A: 0-0 N: 0-0 OT: 0-0  
 2012-13 N11 H W 73-58

## Malone (1-0)

H: 1-0 A: 0-0 N: 0-0 OT: 0-0  
 2012-13 N19 H- W 81-47  
 - Hoops for Hope Classic (Host Rounds)

## Marshall (1-8)

H: 0-4 A: 1-3 N: 0-1 OT: 0-1  
 C-USA: 1-7 H: 0-4 A: 1-3 OT: 0-1  
 C-USA TOURNAMENT: 0-1 N: 0-1 OT: 0-0  
 2005-06 F15 H\* L, ot 72-75  
 2006-07 F14 A\* L 49-52  
 2007-08 F13 H\* L 74-75  
 2008-09 J21 A\* L 50-53  
 2009-10 M6 H\* L 57-73 (TWC MS/TT)  
 2010-11 F26 A\* L 62-64  
 2011-12 F18 H\* L 68-73  
 M7 N- L 56-74 (CSS)  
 2012-13 J30 A\* W 68-57  
 \* Conference USA game  
 - C-USA Championship (Memphis, Tenn. - FedExForum)

## Maryland-Eastern Shore (1-0)

H: 0-0 A: 0-0 N: 1-0 OT: 0-0  
 1999-00 D3 N\* W 93-55  
 ^ Pizza Hut Invitational (Springfield, Mo.)

## McMurry (5-0)

H: 4-0 A: 1-0 N: 0-0 OT: 0-0  
 1956-57 D3 H W 113-36  
 1970-71 J13 H W 92-75  
 1995-96 D16 H W 84-42  
 2010-11 D18 A W 70-67  
 2011-12 N11 H W 78-49

## McNeese State (2-0) (1-0 +)

H: 1-0 A: 0-0 N: 1-0 OT: 0-0 (H: 0-0 +)  
 2006-07 N13 N\* W 70-54  
 2013-14 D2 H- W+ 88-59 (ESPN3)  
 ^ Colonial Classic (Tallahassee, Fla.)  
 - Curtis Culwell Center (Garland, Texas)  
 + Win in 2013-14 later vacated

## Memphis (8-12) (7-12 +)

previously Memphis State  
 H: 5-4 A: 3-8 N: 0-0 OT: 0-1 (H: 4-4 +)  
 C-USA: 2-10 H: 2-4 A: 0-6  
 AMERICAN: 5-1 H: 3-0 A: 2-1 (4-1 H: 2-0 +)  
 1953-54 D14 A W 66-63  
 1964-65 D28 A\* L, ot 92-95  
 2005-06 J14 A\* L 53-73 [5]  
 2006-07 F3 A\* L 52-88 [11] (ESPN)  
 M3 H\* L 61-64 [6] (CSTV)  
 2007-08 F6 A\* L 48-77 [1] (CSS)  
 M5 H\* L 55-72 [2] (CSTV)  
 2008-09 F4 H\* L 66-79 [14] (CBS C)  
 F18 A\* L 47-90 [5] (CBS C)  
 2009-10 J30 H\* W 70-60 (TWC MS/TT)  
 F20 A\* L 63-76 (CSS)  
 2010-11 J12 H\* W 64-58 (TWC)

2011-12 J21 A\* L 45-63 (FSN South)  
 2012-13 F6 H\* L 52-60 [RV]  
 2013-14 F1 H- W+ [rv/] 87-72 [22/22] CBSSN  
 M8 A- L [18/18] 58-67 [20/20] ESPN2  
 2014-15 J8 H- W 73-59 (ESPN2)  
 F26 A- W [21/21] 66-57 (ESPN2)  
 2015-16 J30 H- W [13/1] 80-68 (ESPN2)  
 F25 A- W [24/1] 69-62 (ESPN2)

^ Memphis State Invitational (Memphis, Tenn.)  
 \* Conference USA game  
 - American Athletic Conference game  
 + Win in 2013-14 later vacated  
 [ ] Associated Press Rank or [AP/Coaches]

## Miami (Fla.) (2-0)

H: 1-0 A: 1-0 N: 0-0 OT: 1-0  
 1990-91 D19 H W, 2ot 93-88  
 1991-92 D20 A W 69-60

## Miami (Ohio) (2-0)

H: 0-0 A: 0-0 N: 2-0 OT: 0-0  
 NCAA: 1-0 N: 1-0 OT: 0-0  
 1983-84 M16 N\* W 83-69 (CBS)  
 2003-04 D20 N- W 66-55 (ESPN+)  
 ^ NCAA Tournament 1st Round (Pullman, Wash.)  
 - Boilermaker Invitational (West Lafayette, Ind.)

## Michigan (2-0)

H: 1-0 A: 1-0 N: 0-0 OT: 0-0  
 2014-15 D20 A W 62-51 (ESPN2)  
 2015-16 D8 H W [19/1] 82-58 (ESPN2)  
 [AP/Coaches]

## Michigan State (0-1)

H: 0-0 A: 0-0 N: 0-1 OT: 0-0  
 1977-78 D29 N\* L 69-85  
 ^ Old Dominion Classic (Norfolk, Va.)

## Midwestern State (2-0)

H: 2-0 A: 0-0 N: 0-0 OT: 0-0  
 1966-67 D17 H W 89-74  
 2014-15 D29 H W 70-61 (ESPN3)

## Minnesota (6-4)

H: 4-0 A: 2-3 N: 0-1 OT: 1-0  
 NIT: 0-1 H: 0-0 A: 0-0 N: 0-1 OT: 0-0  
 1954-55 D21 A L 72-89  
 1955-56 D10 A W, ot 82-81 [20]  
 1956-57 D8 H W 91-84  
 1957-58 D2 A L 52-66  
 1958-59 D20 H W [20] 67-58  
 1959-60 D3 A W 73-60  
 1960-61 D19 H W 63-60  
 1961-62 D9 A L 56-70  
 1962-63 D20 H W 100-80  
 2013-14 A3 N- L [-rv/] 63-65 (ESPN)  
 - NIT Final (New York, N.Y. - Madison Square Garden)  
 [ ] Associated Press Rank or [AP/Coaches]

## Mississippi (1-2)

H: 1-1 A: 0-1 N: 0-0 OT: 0-0  
 1968-69 D27 H\* W 94-70  
 2010-11 J5 H L 57-75  
 2011-12 J3 A L 48-50 (FSN)  
 ^ All Sports Association Tournament (Dallas, Texas)

## Missouri (4-9)

H: 1-5 A: 2-4 N: 1-0 OT: 0-0  
 1946-47 N\* W 56-53  
 1948-49 A L 41-52  
 A W 59-49  
 1949-50 H L 61-62  
 H L 42-53  
 1964-65 D23 H W 78-73  
 1972-73 J8 H L 73-74 [7]  
 1973-74 D1 A W 77-73  
 1993-94 D11 A L 77-82  
 1994-95 J4 H L 68-84  
 1995-96 N30 A L 51-66 [13]  
 1998-99 D12 H L 55-66  
 1999-00 D1 A L 60-63  
 ^ Big Six Tournament (Kansas City, Kan.)  
 [ ] Associated Press Rank

## Missouri State (3-1)

previously Southwest Missouri State  
 H: 0-0 A: 2-1 N: 1-0 OT: 0-0  
 NIT: 0-1 H: 0-0 A: 0-1 OT: 0-0  
 1987-88 N29 A\* W 69-58  
 1999-00 D4 A- W 70-60  
 M16 A@ L 64-77  
 2012-13 N25 N# W 62-61  
 ^ Mazzio's Pizza Classic (Springfield, Mo.)  
 - Pizza Hut Classic (Springfield, Mo.)  
 @ Postseason NIT  
 # Hoops for Hope Classic (Puerto Vallarta, Mexico)

## Monmouth (1-0)

H: 1-0 A: 0-0 N: 0-0 OT: 0-0  
 2014-15 N30 H W [-rv/] 63-51  
 [AP/Coaches]

## Montana State (1-0)

H: 0-0 A: 1-0 N: 0-0 OT: 1-0  
 2004-05 N22 A W, ot 69-61

## Morgan State (2-0)

H: 2-0 A: 0-0 N: 0-0 OT: 0-0  
 1985-86 N30 H W 76-41  
 1987-88 J2 H W 96-65

## Morris Brown (1-0)

H: 1-0 A: 0-0 N: 0-0 OT: 0-0  
 2000-01 J30 H W 86-72

## Navy (4-2)

H: 2-0 A: 2-0 N: 0-2 OT: 0-0  
 1949-50 D30 N\* L 50-53  
 1998-99 D29 N- L 65-68  
 1999-00 D23 H W 87-78  
 2000-01 D9 A W 66-64  
 2001-02 N18 H W 81-64  
 2003-04 D31 A W 68-54  
 ^ Cotton Bowl Invitational (Dallas, Texas)  
 - Arizona State Classic (Tempe, Ariz.)

## Nebraska (2-4)

H: 2-0 A: 0-2 N: 0-2 OT: 0-0  
 1951-52 H W 61-55  
 1961-62 D7 A L 60-63  
 1970-71 D12 H W 80-75  
 1971-72 D11 A L 76-84  
 1974-75 D20 N\* L 67-69  
 2000-01 D22 N- L 70-72  
 ^ Indiana Classic (Bloomington, Ind.)  
 - San Juan Shootout (San Juan, P.R.)

## Nevada (6-8)

H: 4-1 A: 2-4 N: 0-3 OT: 2-0  
 WAC: 6-4 H: 4-1 A: 2-3 OT: 2-0  
 WAC TOURNAMENT: 0-3 H: 0-0 A: 0-0 N: 0-3 OT: 0-0  
 1988-89 D20 A L 85-97  
 2000-01 J11 A\* W 82-77  
 J25 H\* W 61-49  
 2001-02 J26 A\* W 71-57  
 F21 H\* W 77-74  
 M6 N- L 66-72  
 2002-03 J18 H\* W, ot 86-76  
 F13 A\* L 64-82  
 M14 N- L 66-81  
 2003-04 J10 A\* L 74-84  
 F5 H\* W, ot 71-70  
 M9 N@ L 60-75  
 2004-05 J8 H\* L 73-66  
 F3 A\* L 73-59  
 \* Western Athletic Conference game  
 - WAC Tournament (Tulsa, Okla.)  
 @ WAC Tournament (Fresno, Calif.)

## Nevada-Las Vegas (see UNLV)

## New Hampshire (1-0)

H: 1-0 A: 0-0 N: 0-0 OT: 0-0  
 2015-16 D5 H W [22/] 98-44 (TWC/ESPN3)  
 [AP/Coaches]

## New Mexico (0-3)

H: 0-1 A: 0-1 N: 0-1 OT: 0-0  
 WAC: 0-2 H: 0-1 A: 0-1 OT: 0-0  
 WAC TOURNAMENT: 0-1 H: 0-0 A: 0-0 N: 0-1 OT: 0-0  
 1996-97 J11 A\* L 58-78 [18]  
 F6 H\* L 72-75 [9] (TCI-Dallas)  
 1998-99 M4 N\* L 56-57 [25]  
 \* Western Athletic Conference game  
 ^ WAC Tournament (Las Vegas, Nev.)  
 [ ] Associated Press Rank

## New Mexico State (3-0)

H: 2-0 A: 1-0 N: 0-0 OT: 0-0  
 1975-76 D16 H W 94-87  
 1999-00 J2 H W 68-59  
 2000-01 N29 A W 85-76 (KSTRT)

## New Orleans (1-0)

H: 0-0 A: 0-0 N: 1-0 OT: 0-0  
 1983-84 D16 N\* W 82-78  
 ^ Dallas Morning News Classic (Dallas, Texas - Reunion Arena)

## New York University (0-1)

H: 0-0 A: 0-1 N: 0-0 OT: 0-0  
 1946-47 A L 63-76

## Niagara (1-1)

H: 0-0 A: 1-1 N: 0-0 OT: 0-0  
 1948-49 A W 67-57  
 1949-50 A L 47-55

## Nicholls (1-0)

H: 1-0 A: 0-0 N: 0-0 OT: 0-0  
 2015-16 D16 H W [18/] 86-42 (TWC/ESPN3)  
 - Continental Tire Las Vegas Classic host round  
 [AP/Coaches]

## North Carolina (1-2)

H: 0-0 A: 0-1 N: 1-1 OT: 0-1  
 1984-85 J13 N# W [4] 84-82 [5] (CBS)

1986-87 D30 N\* L, ot 86-88 [4]  
 1987-88 D12 A L 74-90 [5]  
 # Greensboro, N.C.

^ Dallas Morning News Classic (Dallas, Texas - Reunion Arena)  
 [ ] Associated Press Rank

## North Carolina A&amp;T (0-1)

H: 0-1 A: 0-0 N: 0-0 OT: 0-0  
 2006-07 D30 H L 76-80

## North Carolina Central (1-0)

H: 1-0 A: 0-0 N: 0-0 OT: 0-0  
 2009-10 J9 H W 78-50

## North Carolina State (1-1)

H: 1-0 A: 0-1 N: 0-0 OT: 0-1  
 1984-85 F9 A L, ot [4] 78-82 (NBC)  
 1988-89 D3 H W 59-57 [16]  
 [ ] Associated Press Rank

## Northeastern (0-1)

H: 0-0 A: 0-0 N: 0-1 OT: 0-0  
 2009-10 D25 N\* L 62-73  
 ^ Hawaiian Airlines Diamond Head Classic (Honolulu, Hawaii)

## North Texas (34-17)

previously North Texas State  
 H: 17-6 A: 17-11 N: 0-0 OT: 0-0  
 1916-17 J19 A W 25-23  
 1917-18 F14 A W 26-11  
 1925-26 A W 21-20  
 A L 16-21  
 1926-27 A L 22-33  
 A W 23-10  
 A W 18-11  
 1927-28 H W 27-13  
 H L 23-26  
 1928-29 A L 20-25  
 A L 13-28  
 1929-30 A L 14-26  
 1930-31 H W 36-16  
 H L 25-31  
 1931-32 A W 32-31  
 A W 34-17  
 1932-33 H L 25-26  
 1934-35 H W 63-27  
 A W 33-17  
 1936-37 H W 37-19  
 A L 26-29  
 1938-39 A W 39-34  
 A W 41-34  
 1940-41 A W 52-50  
 H L 35-43  
 1941-42 A L 31-33  
 H W 40-34  
 1942-43 H W 36-35  
 A W 40-37  
 1945-46 A W 58-38  
 A W 48-37  
 1947-48 H W 60-49  
 1950-51 H W 47-39  
 1955-56 D1 H W 82-67  
 1973-74 J9 H L 76-79  
 1974-75 D3 A W 89-87  
 1975-76 J20 H L 88-96  
 1976-77 J22 A L 99-103  
 1978-79 D6 H W 92-91  
 1980-81 D3 A L 66-69  
 1984-85 D19 H W [6] 90-45 (HSE)  
 1985-86 D13 H\* W 78-63  
 1988-89 J4 H W 81-71  
 1989-90 N24 A W 65-57  
 1992-93 D23 H W 110-94  
 1993-94 D7 A L 59-71  
 1994-95 D22 H W 81-74  
 1995-96 J31 A L 55-62  
 1996-97 D2 H W 64-59  
 2001-02 D4 A W 74-66  
 2002-03 N29 H W 88-75  
 ^ Dallas Morning News Classic  
 [ ] Associated Press Rank

## Northern Colorado (1-0)

H: 1-0 A: 0-0 N: 0-0 OT: 0-0  
 1976-77 D11 H W 81-68

## Northern Iowa (2-0)

H: 1-0 A: 1-0 N: 0-0 OT: 0-0  
 CIT: 1-0 H: 0-0 A: 1-0 N: 0-0 OT: 0-0  
 1988-89 D30 H W 90-73  
 2010-11 M21 A\* W, ot 57-50  
 ^ Collegelsider.com Tournament (CIT)

## Northwestern (1-2)

H: 1-0 A: 0-2 N: 0-0 OT: 0-0  
 1962-63 D17 H W 80-75  
 1963-64 D14 A L 79-88  
 2008-09 D23 A L 55-66

## Northwestern State (La.) (4-0)

previously Northwestern Louisiana  
 H: 4-0 A: 0-0 N: 0-0 OT: 0-0  
 1953-54 H W 90-71

1954-55 D6 H W 99-86  
 1984-85 D1 H W [9] 89-57  
 1985-86 N27 H W 77-59  
 [ ] Associated Press Rank

Notre Dame (1-4)  
 H: 0-2 A: 0-2 N: 1-0 OT: 0-0  
 NCAA: 1-0 N: 1-0 OT: 0-0  
 1948-49 D30 H L 45-58  
 1967-68 D11 A L 59-79  
 1987-88 M17 N^ W 83-75 (CBS)  
 1988-89 J17 A L 45-67 (WGN)  
 1989-90 F8 H L 49-63 (KDAF, HSE)  
 ^ NCAA Tournament 1st Round (Chapel Hill, N.C.)

Occidental (1-0)  
 H: 0-0 A: 1-0 N: 0-0 OT: 0-0  
 2009-10 D19 A W 77-49

Ohio (1-0)  
 H: 1-0 A: 0-0 N: 0-0 OT: 0-0  
 1977-78 D20 H W 83-77

Oklahoma A&M (see Oklahoma State)

Oklahoma (14-35)  
 H: 11-9 A: 2-24 N: 1-2 OT: 1-1  
 1916-17 A L 33-45  
 H W 43-20  
 1926-27 H W 24-22  
 1928-29 A L 24-32  
 1929-30 H L 19-24  
 H L 22-24  
 1930-31 A L 33-36  
 A L 30-35  
 1931-32 A L 20-35  
 A L 28-42  
 1932-33 H L 31-39  
 H W 31-29  
 1933-34 A L 28-36  
 A L 38-37  
 1936-37 A L 28-32  
 A L 41-43  
 1938-39 H W 49-44  
 H L 31-49  
 1939-40 A L 37-52  
 1940-41 A L 34-43  
 H W 57-55  
 1941-42 A L 34-57  
 1943-44 H W 41-37  
 1944-45 A L 40-41  
 1945-46 A L 45-52  
 1946-47 H L 41-66  
 1947-48 A L 45-55  
 1950-51 H L 29-47  
 1951-52 H W 57-49  
 1952-53 A L 54-59  
 1957-58 D12 A L 58-66  
 1958-59 D17 H W [20] 59-51  
 1959-60 D15 A L 57-65  
 1960-61 D13 H W 67-61  
 1961-62 D5 A W 61-52  
 1962-63 D4 H L 83-96  
 1963-64 D7 A W 83-72  
 1965-66 D7 H W 97-78  
 1971-72 J4 H W, ot 96-62  
 1972-73 J6 A L 63-84  
 1984-85 D22 N^ W [6] 85-76 [11] (KTXA)  
 1985-86 D28 N- L 69-92 [8]  
 1988-89 D6 A L 87-104 [6] (HSE)  
 1993-94 F2 A L 86-93  
 1994-95 D6 H L 60-87  
 1995-96 J3 A L 74-84  
 2000-01 D30 N@ L, ot 78-79  
 2005-06 J3 H L 47-50 [12]  
 2006-07 D28 A L 42-69 (ESPN-FC)  
 ^ Chaminade Classic (Honolulu, Hawaii)  
 ~ All College Tourney (Oklahoma City, Okla.)  
 @ Touchstone Energy Tournament (Oklahoma City, Okla.)  
 [ ] Associated Press Rank

Oklahoma City (20-18)  
 H: 12-6 A: 7-12 N: 1-0 OT: 0-1  
 NCAA: 1-0 N: 1-0 OT: 0-0  
 1922-23 A W 21-20  
 1953-54 A L 59-69  
 1955-56 M17 N^ W [8] 84-63 [16]  
 1956-57 D5 H W 78-62  
 1958-59 D2 A L 51-74  
 1959-60 D8 H W 67-56  
 1960-61 D2 A L 78-84  
 J27 H W 68-67  
 1961-62 D12 H W 83-70  
 D17 A W 87-66  
 1962-63 D12 A W 55-53  
 J26 H L, ot 90-94  
 1963-64 D10 H L 90-95  
 J25 A W 79-73  
 1964-65 D1 H W 89-76  
 D15 A L 72-81  
 1965-66 D2 A L 90-97  
 D14 H W 92-81  
 1966-67 D6 H W 81-78

J25 A W 92-82  
 1967-68 D6 H L 73-90  
 J23 A L 82-93  
 1968-69 J20 A L 74-96  
 J25 H W 103-84  
 1969-70 D3 A L 74-99  
 J13 H L 92-94  
 1970-71 D8 A W 91-74  
 J14 H W 88-80  
 1971-72 D8 A L 87-102  
 J10 H L 88-97  
 1972-73 D9 H W 106-83  
 D12 A L 77-85  
 1973-74 D22 H W 97-80  
 J7 A L 83-86  
 1974-75 J4 A L 75-86  
 J18 H W 85-75  
 1975-76 J3 A W 75-71  
 1976-77 F19 H L 65-80  
 ^ NCAA West Regional (Lawrence, Kan.)  
 [ ] Associated Press Rank

Oklahoma State (6-20)  
 previously Oklahoma A&M  
 H: 3-8 A: 2-9 N: 1-3 OT: 0-2  
 SWC: 3-8 H: 2-3 A: 1-5 N: 0-0 OT: 0-0  
 1921-22 H^ L 10-17  
 1922-23 A^ L 18-19  
 H^ W 23-19  
 H^ L 18-20  
 1923-24 A^ L 16-25  
 A^ L 16-29  
 H^ L 14-18  
 H^ W 22-9  
 1924-25 A^ L 20-32  
 A^ L 19-39  
 1933-34 D21 A W 49-35  
 1950-51 D16 A L 45-51  
 1951-52 D11 H L 45-50  
 1984-85 D15 H^ W [7] 82-65  
 1985-86 D27 N- W 78-71  
 1991-92 J28 H L 53-64 [3]  
 1992-93 J2 N@ L 59-75  
 1993-94 N28 H L 72-88 [10] (ESPN2)  
 1994-95 N30 A L 51-73  
 1995-96 D9 H L, ot 60-67  
 1996-97 D21 A L 54-73  
 2003-04 J3 N# L 54-89 (ESPN)  
 2004-05 N29 H L 57-76 [6]  
 2005-06 D3 A L 54-64  
 2011-12 D28 N% L, 2ot 58-68 (ESPNU)  
 ^ Dallas Morning News Classic  
 ~ All-College Tourney (Oklahoma City, Okla.)  
 @ (Tulsa, Okla.)  
 # All College Classic (Oklahoma City, Okla.)  
 \* Southwest Conference game  
 % The Showcase (American Airlines Center - Dallas, Texas)  
 [ ] Associated Press Rank

Old Dominion (1-1)  
 H: 0-0 A: 0-1 N: 1-0 OT: 0-0  
 NCAA: 1-0 N: 1-0 OT: 0-0  
 1977-78 D30 A^ L 78-86  
 1984-85 M14 N- W 85-68 (CBS)  
 ^ Old Dominion Classic (Norfolk, Va.)  
 ~ NCAA Tournament 1st Round (Hartford, Conn.)  
 [ ] Associated Press Rank

Oral Roberts (7-2)  
 H: 4-0 A: 3-2 N: 0-0 OT: 1-0  
 CIT: 1-0 H: 1-0 A: 0-0 N: 0-0 OT: 1-0  
 1991-92 J18 A W 92-80  
 1992-93 D9 H W 112-73  
 F20 A W 102-95  
 1993-94 M2 H W 74-63  
 1994-95 F25 A W 70-59  
 2001-02 D14 H W 82-64  
 2002-03 D4 A L 62-75  
 2010-11 M16 H^ W, ot 64-57  
 2011-12 N21 A@ L 56-62  
 ^ Collegiansider.com Tournament (CIT)  
 @ Dick's Sporting Goods NIT Season Tip-Off  
 (Consolation Rounds - Tulsa, Okla.)

Pan American  
 (see Texas-Pan American)

Paul Quinn College (2-0)  
 H: 2-0 A: 0-0 N: 0-0 OT: 0-0  
 2006-07 N27 H W 76-54  
 2007-08 N27 H W 81-63

Pennsylvania (2-3)  
 H: 1-1 A: 0-2 N: 1-0 OT: 0-0  
 1982-83 D8 A L 61-73  
 1983-84 D6 H W 98-66 (HSE)  
 1989-90 J29 H L 49-56 (KDAF, HSE)  
 1990-91 N28 A L 59-66  
 1995-96 D30 N^ W 79-67  
 ^ Arizona State Tribune Classic (Tempe, Ariz.)

Penn State (1-2)

H: 0-0 A: 0-1 N: 1-1 OT: 0-0  
 1980-81 D6 A L 50-72 (Ch. 39)  
 1981-82 D11 N^ L 53-65  
 1982-83 D18 N- W 75-68  
 ^ Indiana Classic (Bloomington, Ind.)  
 ~ Dallas Morning News Classic (Dallas, Texas - Reunion Arena)

Pepperdine (0-1)  
 H: 0-0 A: 0-0 N: 0-1 OT: 0-1  
 1985-86 D20 N^ L, ot 68-75  
 ^ Kentucky Invitational (Lexington, Ky.)

Portland State (1-0)  
 H: 1-0 A: 0-0 N: 0-0 OT: 0-0  
 2010-11 N19 H^ W 69-53  
 ^ SMU Invitational

Prairie View A&M (7-0)  
 H: 7-0 A: 0-0 N: 0-0 OT: 0-0  
 1985-86 D4 H W 85-56  
 1986-87 D12 H W 93-45 (KTXA)  
 1987-88 D8 H W 91-75  
 1989-97 D30 H W 100-65  
 1997-98 D17 H W 106-70  
 2006-07 D13 H W 68-51  
 2007-08 D20 H W 57-49

Puerto Rico - Mayaguez (1-0)  
 H: 0-0 A: 0-0 N: 1-0 OT: 0-0  
 2000-01 D20 N^ W 101-72  
 ^ San Juan Shootout (San Juan, P.R.)

Purdue (1-3)  
 H: 0-0 A: 1-2 N: 0-1 OT: 0-0  
 1939-40 A L 26-48  
 1954-55 D11 A L 75-81  
 1979-80 D21 N^ L 60-85 [9]  
 2003-04 D21 A- W 60-59 [17] (ESPN+)  
 ^ Kentucky Invitational (Lexington, Ky.)  
 ~ Bollmaker Invitational (West Lafayette, Ind.)  
 [ ] Associated Press Rank

Radford (1-0)  
 H: 1-0 A: 0-0 N: 0-0 OT: 0-0  
 1986-87 N29 H W 82-61

Rhode Island (1-1) (O-1 official +)  
 H: 1-0 A: 0-1 N: 0-0 OT: 0-0 (H: 0-0 official +)  
 2012-13 D15 A L 50-72 (Cox)  
 2013-14 N11 H^ W+ 89-58 (ESPN3)  
 ^ Curtis Culwell Center (Garland, Texas)  
 + Win in 2013-14 later vacated

Rice (120-77)  
 H: 70-25 A: 49-49 N: 1-3 OT: 7-8  
 SWC: 94-58 H: 57-19 A: 37-39 N: 0-0 OT: 4-4  
 SWC CHRISTMAS: 3-3 H: 1-1 A: 2-1 N: 0-1 OT: 1-1  
 SWC TOURNAMENT: 0-0  
 WAC: 11-7 H: 6-3 A: 5-4 OT: 0-3  
 WAC TOURNAMENT: 0-1 H: 0-0 A: 0-0 N: 0-1 OT: 0-0  
 C-USA: 10-6 H: 6-2 A: 4-4 OT: 2-0  
 C-USA TOURNAMENT: 1-1 N: 1-1 OT: 0-0  
 1917-18 F18 A W 33-23  
 F19 A L 30-35  
 1918-19 F17 H W 27-17  
 F18 H W 32-20  
 F24 A W 40-24  
 F25 A W 29-17  
 1919-20 J26 H L 23-24  
 1920-21 F10 A L 20-27  
 1921-22 F4 H W 26-20  
 F13 H W 23-19  
 1924-25 J30 H W 30-23  
 F7 A L 23-32  
 1925-26 F20 A W 29-9  
 F26 H W 23-9  
 1926-27 J22 H W 45-14  
 F25 A W 39-20  
 1927-28 J14 A W 33-20  
 F25 H W 43-26  
 1928-29 F9 H W 26-20  
 F18 A W 29-28  
 1929-30 J11 H W 41-40  
 J17 A W 34-28  
 1930-31 J10 H W 44-28  
 F23 A W 59-39  
 1931-32 J18 H L 19-24  
 F17 A L 22-28  
 1932-33 J23 H W 34-33  
 F28 A W 26-22  
 1933-34 J13 A L 25-37  
 F24 H W 36-30  
 1934-35 J15 H W 32-19  
 F16 A L 30-32  
 1935-36 J20 H L 26-42  
 F29 A W 43-34  
 1936-37 F12 H W 38-36  
 F27 A L 32-35  
 1937-38 F12 A W 42-23  
 F18 H W 50-35  
 1938-39 J20 H W 33-31  
 F18 A L 36-39  
 1939-40 J13 H L 34-36

J22 A L 33-52  
 1940-41 J21 H W 43-36  
 F18 A L 38-63  
 1941-42 J13 H L 35-55  
 F14 A L 31-65  
 1942-43 F13 A L 33-53  
 F20 H L 39-50  
 1943-44 J8 A L 34-54  
 J29 H L 27-38  
 1944-45 J12 A L 52-70  
 F10 H L 53-72  
 1945-46 J5 A L 29-49  
 J11 H L 50-55  
 1946-47 F7 H W 66-46  
 F28 A W 75-74  
 1947-48 F7 A W 65-54  
 F21 H W 54-52  
 1948-49 F7 A W 47-46  
 F10 H L 50-62  
 1949-50 J7 A W 63-61  
 F13 H W 55-48  
 1950-51 J16 A L 69-75  
 F24 H W 58-46  
 1951-52 H^ L, ot 47-52  
 J5 A W 57-53  
 F19 H L 57-72  
 1952-53 D30 H^ W 71-62  
 J6 A L 54-65  
 M3 H W 68-64  
 1953-54 D29 N- L 79-80  
 J5 H W 79-66  
 M2 A L 64-90  
 1954-55 D29 A@ W 88-63  
 J8 H W 76-67  
 F26 A W, ot 86-82  
 1955-56 D30 A@ W, ot 76-73  
 J4 H W 87-65  
 F28 A W [9] 89-75  
 1956-57 J15 H W [3] 59-57  
 F23 A W [6] 75-72  
 1957-58 J7 A L 74-78  
 F18 H W 70-59  
 1958-59 D29 A@ L 79-81  
 F7 H W 72-54  
 F14 A W 60-57  
 1959-60 F9 H W 66-52  
 F16 A W 75-58  
 1960-61 F1 H W 65-53  
 F24 A L 62-64  
 1961-62 F3 A L 53-61  
 F17 H W 68-63  
 1962-63 F2 A L, ot 72-75  
 F16 H W 89-79  
 1963-64 J11 H W 92-76  
 M5 A L 90-97  
 1964-65 J5 A W 64-62  
 F23 H W 100-80  
 1965-66 F5 H W 112-89  
 F11 A W 99-79  
 1966-67 J14 H W 84-76  
 F25 A W 85-84  
 1967-68 J9 A L 71-73  
 F27 H L 75-76  
 1968-69 J18 A W 101-80  
 M4 H L 90-96  
 1969-70 J24 H L 75-77  
 F10 A L 63-66  
 1970-71 J19 A L 67-78  
 F23 H W 95-87  
 1971-72 F8 A W 74-65  
 F29 H W 78-69  
 1972-73 J20 H W 79-77  
 F13 A W 79-68  
 1973-74 F2 A L 69-73  
 F26 H W 89-79  
 1974-75 F1 H W 76-67  
 M8 A L, 2ot 82-84  
 1975-76 J28 A W 90-67  
 F3 H W 108-71  
 1976-77 J4 H W 81-71  
 J10 A W 72-61  
 1977-78 J9 H W 80-65  
 J30 A W 76-73  
 1978-79 J8 A L 76-78  
 J29 H W 80-67  
 1979-80 J22 A W 85-83  
 F12 H W, ot 82-81 (Showtime)  
 1980-81 J24 H L 59-60  
 F17 A L 62-70  
 1981-82 J25 A L 40-42 (Tanner)  
 F16 H L 48-70  
 1982-83 J10 A W 57-52  
 F12 H W, ot 62-57  
 1983-84 J7 H W 71-60 (T.V.S)  
 F8 A W 58-54  
 1984-85 J2 A W [7] 66-57  
 F3 H W [4] 68-52 (SWC)  
 1985-86 J29 A W 68-52 (KTXA)  
 M1 H W 48-42  
 1986-87 J24 H W 63-43 (KTXA)  
 F25 A W 95-79  
 1987-88 J16 A W 72-60  
 F17 H W 86-68

## PLAYERS

## COACHES

## OPPONENTS

## REVIEW



## RESULTS

## RECORDS

## HONORS

## MEDIA INFO

1988-89	J19	H	W	67-57 (HSE)
	F18	A	L	65-67 (HSE)
1989-90	J20	A	L, ot	55-58 (Raycom)
	F21	H	W	65-64
1990-91	J23	H	W	77-73
	F23	A	L	62-71
1991-92	F1	A	L	56-66
	M2	H	L, ot	53-58
1992-93	F6	H	W, ot	78-77
	F27	A	L	67-90
1993-94	J11	A	L	61-71 (Prime)
	F13	H	L	63-65 (ESPN2)
1994-95	J14	H	L	71-85 (Raycom)
	F11	A	L	55-63
1995-96	J17	A	L	51-69
	F14	H	L	70-71
1996-97	F1	A*	L	58-62
	F27	H*	W	59-53 (TCI-Dallas)
1997-98	J31	H*	W	91-67 (FSN-SW)
	F26	A*	W	69-67
1998-99	J28	A*	L, ot	79-84
	F27	H*	L	57-66 (FSN-SW)
1999-00	J8	H*	W	80-71 (FSN-SW)
	F7	A*	W	65-50 (FSN-SW)
2000-01	J18	H*	W	72-54
	F5	A*	W	66-56 (KSTR)
2001-02	J17	H*	W	76-49
	F16	A*	W	63-61
2002-03	J23	A*	W	89-83 (FSN-SW)
	F22	H*	W	73-63
2003-04	J20	A*	L	40-80
	M6	H*	L	66-71 (SportsWest)
2004-05	D30	A*	L, ot	66-64
	M5	H*	L, 2ot	80-75 (SportsWest)
	M10	N#	L	63-47 (ESPN-GP)
2005-06	J21	H>	W, ot	80-69
	M4	A>	L	66-68
	M8	N#	W	61-59
2006-07	F10	H>	L	60-63
	F24	A>	L	66-75
2007-08	F9	H>	W	68-53
	M8	A>	W	61-58
2008-09	J14	A>	L	57-69 (CBS C)
	F21	H>	W	69-66 (TWC MS)
2009-10	J20	A>	W	73-65
	F17	H>	W	67-57
2010-11	J29	A>	W	75-68
	F23	H>	W, ot	76-66 (TWC)
	M9	N#	L	57-58
2011-12	J11	H>	L	52-68
	F11	A>	L	39-43
2012-13	F9	A>	W	61-39
	F27	H>	W	67-55 (TWC)
^ SWC Christmas Tournament (Dallas, Texas)				
- SWC Christmas Tournament (Houston, Texas)				
@ SWC Christmas Tournament (Houston, Texas - Autry Court)				
# WAC Tournament (Reno, Nev. - Lawlor Events Center)				
* Western Athletic Conference game				
> Conference USA game				
§ Conference USA Tournament (Memphis, Tenn. - FedEx Forum)				
% Conference USA Tournament (El Paso, Texas - Don Haskins Center)				
[] Associated Press Rank				
Richmond (2-0)				
H: 1-0 A: 1-0 N: 0-0 OT: 0-0				
1998-99	J4	A	W	65-61
1999-00	D16	H	W	78-77
Rider (1-0)				
H: 1-0 A: 0-0 N: 0-0 OT: 0-0				
2012-13	N21	H-	W	83-70
- Hoops for Hope Classic (Host Rounds)				
Rutgers (2-0) (O-0 +)				
H: 1-0 A: 1-0 N: 0-0 OT: 0-0 (H: 0-0 A: 0-0 +)				
AMERICAN: 2-0 H: 1-0 A: 1-0 (O: 0 H: 0-0 A: 0-0 +)				
2013-14	J4	H-	W+	[rv/] 70-56 (ESPNews)
	A-	W+	[23/rv]	77-65 (ESPN3)
- American Athletic Conference game				
+ Wins in 2013-14 later vacated				
[API/Coaches]				
St. Edward's (1-0)				
H: 1-0 A: 1-0 N: 0-0 OT: 0-0				
1983-84	N26	H	W	95-88 (HSE)
St. John's (0-3)				
H: 0-0 A: 0-1 N: 0-2 OT: 0-0				
1950-51	A	L	72-76	
1970-71	D19	N^	L	80-95
1976-77	D17	N-	L	71-87 [20]
^ Vanderbilt Invitational (Nashville, Tenn.)				
- Tennessee Invitational (Nashville, Tenn.)				
[] Associated Press Rank				
Saint Louis (5-6)				
H: 3-1 A: 1-5 N: 1-0 OT: 0-1				
NCAA: 1-0 H: 1-0 A: 0-0 N: 0-0 OT: 0-0				
1948-49	A	L	48-61	
1951-52	A	L	45-74	
1956-57	M16	H^	W	[4] 78-68 [10]
1960-61	D27	A	L	50-74 [8]

1961-62	D29	H	W	63-53
1964-65	D29	N-	W	82-79 [9]
1975-76	N29	A	L	79-80
1992-93	J6	A	W	63-56
	J13	H	W	66-59
1993-94	D1	H	L, ot	85-90
1994-95	D19	A	L	69-93
^ NCAA Midwest Regional (Dallas, Texas - Moody Coliseum)				
- Memphis State Invitational (Memphis, Tenn.)				
[] Associated Press Rank				
Sam Houston State (3-0) (2-0 +)				
H: 3-0 A: 0-0 N: 0-0 OT: 0-0 (H: 2-0 +)				
1990-91	J7	H	W	96-67
2013-14	N26	H^	W	72-53 (ESPN3)
2015-16	N14	H	W	[rv/] 85-50 (ESPN3)
^ Corpus Christi Classic - Host Round				
(Curtis Culwell Center - Garland, Texas)				
+ Win in 2013-14 later vacated				
San Diego (3-2)				
H: 3-0 A: 0-2 N: 0-0 OT: 1-0				
1978-79	D27	H	W	89-61
1991-92	N25	A	L	68-75
1992-93	D28	H	W	106-71
2002-03	J2	H	W, ot	88-82
2003-04	N28	A	L	65-68
San Diego State (2-0)				
H: 1-0 A: 1-0 N: 0-0 OT: 1-0				
WAC: 2-0 H: 1-0 A: 1-0 OT: 1-0				
1997-98	J15	A*	W	80-78
	F12	H*	W, ot	88-81
* Western Athletic Conference game				
San Francisco (0-1)				
H: 0-0 A: 0-0 N: 0-1 OT: 0-0				
NCAA: 0-1 N: 0-1 OT: 0-0				
1955-56	M22	N^	L	[8] 68-86 [1]
^ NCAA Final Four (Evanston, Ill.)				
[] Associated Press Rank				
San Jose State (12-2)				
H: 7-0 A: 5-2 N: 0-0 OT: 0-0				
WAC: 12-2 H: 7-0 A: 5-2 OT: 0-0				
1997-98	J8	H*	W	81-72
	F9	A*	W	77-51 (ESPN2)
1999-00	J15	A*	L	49-62
	F10	H*	W	62-51
2000-01	J4	H*	W	69-59
	F18	A*	L	51-81
2001-02	J10	A*	W	68-66
	F9	H*	W	84-55
2002-03	J11	A*	W	79-72
	F6	H*	W	82-69
2003-04	J17	H*	W	73-58
	F12	A*	W	62-55
2004-05	J15	A*	W	77-69
	F10	H*	W	66-46
* Western Athletic Conference game				
Santa Clara (1-2)				
H: 1-1 A: 0-1 N: 0-0 OT: 0-0				
CIT: 0-1 H: 0-1 A: 0-0 N: 0-0 OT: 0-0				
1987-88	D21	H	W	78-70
1988-89	D22	A	L	51-64 (ESPN)
2010-11	M25	H^	L	55-72
^ Collegiansider.com Tournament (CIT)				
Savannah State (2-0)				
H: 2-0 A: 0-0 N: 0-0 OT: 0-0				
2001-02	N16	H	W	74-54
2005-06	D19	H	W	89-46
South Carolina - Upstate (0-1)				
H: 0-1 A: 0-0 N: 0-0 OT: 0-0				
2007-08	D18	H	L	56-58
South Florida (see USF)				
Southeast Missouri State (2-0)				
H: 1-0 A: 1-0 N: 0-0 OT: 0-0				
2010-11	D29	H	W	71-59
2011-12	D19	A	W	84-65
Southeastern Louisiana (1-0)				
H: 1-0 A: 0-0 N: 0-0 OT: 0-0				
1999-00	D18	H	W	74-43
Southern (0-1)				
H: 0-1 A: 0-0 N: 0-0 OT: 0-0				
2007-08	N10	H^	L	61-75
^ SMU Tip-Off Classic				
Southern California (1-4)				
H: 0-2 A: 0-0 N: 1-2 OT: 0-0				
SWC CHRISTMAS: 1-0 N: 1-0 OT: 0-0				
CCA: 0-1 N: 0-1 OT: 0-0				
1936-37	H	L	30-33	
1940-41	H	L	34-45	
1955-56	D29	N^	W	70-64
1973-74	M14	N-	L	70-82
1994-95	D28	N@	L	83-91

^ SWC Christmas Tournament (Houston, Texas - Autry Court)				
- Collegiate Commissioners Assn. Invitational (St. Louis, Mo.)				
@ Seton Hall/Meadowlands Tournament (East Rutherford, N.J.)				
Southern Illinois (2-0)				
H: 0-0 A: 1-0 N: 1-0 OT: 0-0				
1966-67	D30	N^	W	66-64
1968-69	D9	A	W	81-70
^ Sun Bowl Classic (El Paso, Texas)				
Southern Illinois-Edwardsville (1-0)				
H: 1-0 A: 0-0 N: 0-0 OT: 0-0				
1982-83	D4	H	W	76-52
Southern Miss (4-7)				
H: 4-3 A: 0-3 N: 0-1 OT: 0-0				
C-USA: 3-5 H: 3-2 A: 0-3 OT: 0-0				
C-USA TOURNAMENT: 0-1 N: 0-1 OT: 0-0				
1950-51	H	W	73-60	
1974-75	D14	H	L	85-91
2005-06	F4	H*	W	58-53
2006-07	J10	H*	L	56-57
	M7	N*	L	52-59
2007-08	F20	A*	L	61-81
2008-09	M4	H*	W	67-65 (TWC MS)
2009-10	F2	A*	L	53-56
2010-11	J22	H*	W	79-65 (TWC)
2011-12	F29	A*	L	60-67
2012-13	J16	H*	L	70-74
* Conference USA game				
^ C-USA Tournament (Memphis, Tenn. - FedEx Forum)				
Southwest Missouri State				
(see Missouri State)				
Southwest Louisiana				
(see Louisiana-Lafayette)				
Southwest Texas State				
(see Texas State)				
Southwestern (10-6)				
H: 7-2 A: 2-4 N: 1-0 OT: 0-0				
1916-17	F17	H	W	34-12
1917-18	A	L	33-43	
1918-19	A	L	20-21	
	N^	W	37-15	
1919-20	H	L	19-29	
	H	W	33-13	
1920-21	A	L	19-26	
	A	W	31-13	
	A	W	29-23	
1921-22	H	L	13-27	
	A	L	29-40	
1978-79	N24	H	W	81-70
1980-81	N29	H	W	68-52 (Ch. 39)
1981-82	N30	H	W	74-62
1982-83	D20	H	W	80-60
1983-84	N28	H	W	90-71
^ Austin, Texas				
Stanford (1-2)				
H: 0-1 A: 1-1 N: 0-0 OT: 0-0				
1963-64	D28	H	L	70-80
1998-99	N18	A*	L	51-86 [3] (ESPN)
2015-16	N19	A	W	[rv/] 85-70 (ESPN2)
^ Chase Preseason NIT				
[API] or [API/Coaches]				
Stephen F. Austin (3-1)				
H: 2-1 A: 1-0 N: 0-0 OT: 0-0				
1946-47	H	W	52-47	
1997-98	N25	H	W	79-66
1998-99	D21	A	W	84-64
2007-08	D30	H*	L	58-61
^ SMU Holiday Classic				
Stetson (3-1)				
H: 2-0 A: 1-1 N: 0-0 OT: 0-0				
1991-92	F17	A	L	63-83
1992-93	D30	H	W	87-77
1996-97	D28	A	W	72-52
1997-98	D28	H	W	76-45
Stony Brook (1-0)				
H: 1-0 A: 0-0 N: 0-0 OT: 0-0				
1999-00	D11	H	W	72-55
Temple (4-4) (3-4 +)				
H: 2-0 A: 1-3 N: 1-1 OT: 0-0 (H: 1-0 +)				
NCAA: 0-1 N: 0-1 OT: 0-0				
AMERICAN: 3-2 H: 2-0 A: 1-2 (2-2 H: 1-0 +)				
AMERICAN TOURNAMENT: 1-0 N: 1-0 OT: 0-0				
1937-38	J7	A	L	41-53
1955-56	M23	N^	L	[8] 81-90 [13]
2013-14	F6	H-	W+	[rv/rv] 75-52 (ESPNews)
	F16	A-	L	[23/rv] 64-71 (CBSSN)
2014-15	J14	A-	W	[rv/rv] 60-55 (CBSSN)
	F19	H-	W	[21/21] 67-58 [rv] ESPN2
	M14	N#	W	[20/21] 69-56 (ESPN2)
2015-16	J24	A-	L	[8/] 80-89 (ESPN2)
^ NCAA Final Four - 3rd Place Game (Evanston, Ill.)				
- American Athletic Conference game				

# American Tournament (Hartford, Conn. - XL Center)				
+ Win in 2013-14 later vacated				
[] Associated Press Rank or [API/Coaches]				
Tennessee (0-2)				
H: 0-1 A: 0-1 N: 0-0 OT: 0-0				
2000-01	D7	A	L	76-85[(KSTR,FSN-SW)]
2001-02	D6	H	L	62-79
[] Associated Press Rank				
Texas (71-103)				
H: 41-42 A: 25-57 N: 5-4 OT: 6-2				
SWC: 65-96 H: 40-40 A: 25-56 OT: 6-1				
SWC CHRISTMAS: 3-1 H: 0-1 A: 0-0 N: 3-0 OT: 0-0				
SWC PLAYOFF: 1-1 N: 1-1 OT: 0-1				
SWC TOURNAMENT: 2-3 H: 1-0 A: 0-0 N: 1-3 OT: 0-0				
1917-18	J25	H	L	21-22
	F5	A	L	14-35
1918-19	J21	H	L	19-33
	F7	A	L	7-29
	F8	A	L	19-33
1919-20	J24	H	W	19-9
	F18	A	L	5-23
1920-21	J17	H	L	18-21
	F16	A	L	21-27
1921-22	J16	H	L	17-36
	J17	H	L	15-27
	J30	A	L	18-31
	J31	A	L	12-32
1922-23	F10	A	L	19-29
	M2	H	L	15-25
1923-24	F22	A	L	13-19
	F23	A	L	11-15
	F29	H	L	9-17
	M1	H	L	13-29
1924-25	J19	H	W	31-26
	F6	A	L	15-16
1925-26	J19	A	L	20-28
	F8	H	W	26-19
1926-27	F12	H	W	25-23
	F19	A	L	23-25
1927-28	J7	A	W	39-23
	F18	H	W	44-25
1928-29	J19	A	L	19-29
	F4	H	W	33-32
1929-30	F7	H	W	25-22
	F25	A	L	14-50
1930-31	J17	H	W	51-32
	F10	A	W, ot	41-33
1931-32	J15	A	L	29-35
	F8	H		



1957-58	F12	H	W	[6] 79-56
	D28	N@	W	83-75
	J10	H	W	82-68
	F25	A	W	89-73
1958-59	J6	A	W	73-55
	F17	H	W	78-61
1959-60	J5	A	L	56-58
	F13	H	L	65-69
1960-61	F7	H	W	70-63
	F18	A	L	65-71
1961-62	F6	H	W, ot	84-82
	F20	A	W	69-64
1962-63	F9	A	L	62-77
	F23	H	L	76-92
1963-64	F4	A	W, ot	76-74
	F18	H	W	82-66
1964-65	J30	H	L	79-89
	F20	A	W	73-70
	M8	N#	W	80-78
1965-66	J8	H	W	99-78
	F26	A	W	71-69
1966-67	J10	A	L	73-82
	M2	H	W	92-83
1967-68	J6	A	L	80-84
	F24	H	L	72-83
1968-69	J11	H	W	68-62
	F25	A	W	71-69
1969-70	J27	H	L	83-96
	M3	A	L	74-85
1970-71	F6	H	L	83-84
	M2	A	L	88-96
1971-72	F1	H	W	85-80
	F26	A	L	81-93
	M7	N#	L, ot	89-91
1972-73	F3	A	W	82-75
	M3	H	L	77-83
1973-74	J19	H	L	82-87
	F9	A	W	74-72
1974-75	J21	H	W	74-59
	F22	A	L	62-70
1975-76	J10	H	W	96-84
	F7	A	W	79-76
	F28	H\$	W	103-90
1976-77	J12	H	W	74-73
	F8	A	L	69-79
1977-78	J28	H	L	80-85 [15]
	F21	A	L	74-82 [14]
1978-79	J27	A	L	62-98 [17]
	F20	H	W	81-66 [11]
1979-80	J5	H	L	75-85 (Ch. 5)
	J30	A	L	80-113(Showtime,Ch.39)
1980-81	J6	A	W, ot	53-51 (Ch. 39)
	J31	H	L	63-83 (Ch. 39)
1981-82	J9	H	L	51-60 (NBC-reg.)
	F3	A	L	56-69 [12] (ON)
1982-83	F1	A	W	73-64
	M5	H	W	95-67
	M7	N%	W	49-48
1983-84	J28	H	W	105-81
	F29	A	W	103-72
1984-85	J23	A	W	[2] 54-46 (KTXA)
	F23	H	W	[9] 64-60 (SWC)
1985-86	J18	H	W	63-56 (ESPN, SWC)
	F19	A	L	57-58
1986-87	J17	A	L	60-61 (KTXA)
	F14	H	L	55-57 (SWC)
1987-88	J27	H	W	75-70
	F27	A	L	69-76
1988-89	J29	A	L	65-96 (Raycom)
	F28	H	L	79-82 (USA)
	M10	N%	L, ot	91-93
1989-90	D23	H	L	67-73 (KDAF, HSE)
	F14	A	L	68-79 (KDAF, HSE)
1990-91	J30	A	L	80-96
	F9	H	L	73-76
	M9	N%	L	74-82
1991-92	J22	A	L	91-106
	F22	H	L	86-88
1992-93	J10	A	W	102-92
	M6	H	W	96-80
1993-94	J15	A	L	79-91 (Raycom)
	F9	H	L	66-94
1994-95	J18	H	L	59-100
	F15	A	L	65-91
1995-96	J20	A	L	63-81
	F17	H	L	66-101 (Raycom)
	M8	N%	L	67-89

^ Express-News Tourney (San Antonio, Texas)  
 - SWC Christmas Tournament (Dallas, Texas)  
 @ SWC Christmas Tournament (Houston, Texas - Autry Court)  
 # SWC Playoff (Waco, Texas)  
 \$ SWC Postseason Classic (Dallas, Texas - Moody Coliseum)  
 % SWC Postseason Classic (Dallas, Texas - Reunion Arena)  
 [ ] Associated Press Rank

Texas College (1-0)  
 H: 1-0 A: 0-0 N: 0-0 OT: 0-0  
 2006-07 D3 H W 79-63

Texas A&I (1-0)  
 H: 1-0 A: 0-0 N: 0-0 OT: 0-0  
 1980-81 D1 H W 49-47

Texas A&M (91-87) (90-87 +)	
H: 60-25 A: 26-59 N: 5-3 OT: 4-1 (N: 4-3 +)	
SWC: 85-81 H: 59-24 A: 26-57 OT: 4-1	
SWC CHRISTMAS: 4-1 H: 1-0 A: 0-0 N: 3-1 OT: 0-0	
SWC TOURNAMENT: 0-3 H: 0-0 A: 0-1 N: 0-2 OT: 0-0	
1918-19 H L 18-25	
	A L 12-43
1919-20 A L 15-21	
	A L 16-18
	H L 15-20
	H L 14-22
1920-21 A L 5-15	
	A L 13-14
	H L 14-25
	H L 11-16
1921-22 H L 21-26	
	H L 16-28
	A L 14-34
	A L 13-41
1922-23 H L 23-26	
	H W 25-23
	A L 21-35
	A L 24-27
1923-24 H W 13-8	
	H W 16-9
	A L 18-29
	A W 31-18
1924-25 H W 35-24	
	A L 26-38
1925-26 H W 20-13	
	A L 30-32
1926-27 A L 28-31	
	H W 33-32
1927-28 A W 39-25	
	H W 40-28
1928-29 H W 23-15	
	A L 16-18
1929-30 A L 20-23	
	H L 19-24
1930-31 H W 37-22	
	A L 23-25
1931-32 F1 H W 30-23	
	A L 10-21
1932-33 H W 28-24	
	A L 22-32
1933-34 A L 34-40	
	H L 26-49
1934-35 H W 44-21	
	A W 35-29
1935-36 H W 31-27	
	A L 23-31
1936-37 H W 28-25	
	A W 28-22
1937-38 H W 41-20	
	A W 47-28
1938-39 H W 40-29	
	A W 48-28
1939-40 A L 49-51	
	H W 46-39
1940-41 H W 43-37	
	A W 45-40
1941-42 A L 29-47	
	H W 35-33
1942-43 H W 51-39	
	A L 47-54
1943-44 A W 65-35	
	H W 81-37
1944-45 A W 50-28	
	H W 73-43
1945-46 A L 38-45	
	H L 49-53
1946-47 H W 68-35	
	A L 58-59
1947-48 N^ H W 47-30	
	A L 46-51
	H W 62-26
1948-49 A W 55-37	
	H W 49-35
1949-50 A W 53-48	
	H W 56-50
1950-51 H W 51-44	
	A L 43-49
1951-52 H W 40-34	
	A L 47-61
1952-53 H~ W 57-35	
	A L 43-51
	H W 73-59
1953-54 H W 92-48	
	A L 71-73
1954-55 J11 H W 93-69	
	F15 A W 81-56
1955-56 J10 H W [19] 97-68	
	F18 A W [12] 92-80
1956-57 D28 N@ W [7] 68-46	
	J8 A W [4] 62-53
	F19 H W [6] 71-55
1957-58 D27 N@ W 59-49	
	J17 A L 36-44
	M1 H L 42-43
1958-59 J3 H L 63-65	
	M3 A W 70-66
1959-60 D30 N@ L 55-58	
	J12 A W 66-64 [10]

1960-61 F4 A L 66-80	
	F21 H W 65-61
1961-62 J12 A L 55-75	
	F10 H W 59-54
1962-63 J12 H W 71-68	
	F12 A L 70-76
1963-64 J4 H L 61-75	
	F28 A L 70-75
1964-65 J9 H W 89-77	
	M2 A L 81-94
1965-66 J4 A L 78-85	
	F22 H W 82-65
1966-67 J7 H W 80-67	
	F28 A W 85-71
1967-68 J13 H W 78-77	
	M1 A L 80-85
1968-69 J14 H L, ot 75-76	
	F28 A L 98-119
1969-70 J31 A L 74-84	
	F21 H L 81-84
1970-71 F2 A W 89-83	
	F16 H W 85-78
1971-72 J15 A L 71-79	
	F12 H W 75-71
1972-73 F6 H W, ot 64-62	
	F27 A L 75-78
1973-74 J15 A L 75-90	
	F12 H W 70-68
1974-75 F4 A L 77-102	
	M4 H L 77-100
1975-76 J14 A L 87-93	
	F10 H W 69-65
1976-77 J15 A L 53-57	
	F12 H W 70-68
	F26 A# L 79-89
1977-78 J14 A L 71-78	
	F1 H W, ot 71-70
1978-79 J13 H W 78-76 [15]	
	J31 A L 56-92 [12]
1979-80 J15 H L 56-63 (Ch. 5)	
	F6 A L 56-67 (Ch. 39)
1980-81 J17 A L 51-71	
	F10 H L 56-61 (OAK, Ch. 39)
1981-82 J19 H L 55-81 (ON)	
	F10 A L 58-67
1982-83 J22 A L 77-85	
	F23 H W 76-66
1983-84 J18 H W 83-56 (HSE)	
	F18 A W, ot 60-58 (T.V.S)
	M6 N\$ L 57-59 (T.V.S)
1984-85 J11 A W [4] 73-60 (KTXA)	
	F13 H W [9] 81-79 (HSE)
1985-86 J8 H L 61-73 (KTXA)	
	F8 A W 58-56 (KTXA)
1986-87 J7 A L 59-61 (KTXA)	
	F5 H W 86-68 (KTXA)
1987-88 D30 N% W 89-66	
	J6 A L 53-58
	F6 H W 94-71
1988-89 J7 H W 77-69 (HSE)	
	F8 A L 58-82
1989-90 J10 A W 67-54 (KDAF, HSE)	
	F10 H L 57-58 (HSE)
1990-91 J12 H W 65-50	
	F13 A W 68-62
1991-92 J11 A W 73-69	
	F11 H W 44-38
1992-93 J27 H W, ot 68-65	
	F25 A W 84-73
1993-94 J29 A L 60-69 (Raycom)	
	F27 H W 64-57 (ESPN2)
	M10 N& L 66-85
1994-95 J31 H L 60-79 (Prime)	
	M1 A L 64-67
1995-96 F3 A L 58-62	
	M2 H W 75-72
2008-09 D17 A L 56-66 (FSN Houston)	
2009-10 N16 H L 68-80	
2013-14 N30 N~ W+ 55-52 [rv-] (CBSSN)	
^ Ft. Worth Invite (Ft. Worth, Texas)	
@ SWC Christmas Tournament (Dallas, Texas)	
@ SWC Christmas Tournament (Houston, Texas - Autry Court)	
# SWC Tournament (College Station, Texas)	
\$ SWC Tournament (Houston, Texas - The Summit)	
% Rainbow Classic (Honolulu, Hawaii)	
& SWC Tournament (Dallas, Texas - Reunion Arena)	
= Corpus Christi Challenge (Corpus Christi, Texas)	
+ Win in 2013-14 later vacated	
[ ] Associated Press Rank	

Texas A&M - Commerce (17-2)  
 formerly East Texas State  
 H: 11-2 A: 6-0 N: 0-0 OT: 0-0

1917-18 J18 A W 33-4

1930-31 H W 38-36

1936-37 A W 24-18	
1938-39 H W 42-32	
	H W 39-34
1939-40 H L 40-41	
	H W 44-37
	H W 37-36
1940-41 H W 44-38	
	A W 48-36
1949-50 A W 53-28	
1975-76 D6 H W 88-77	
Texas - Arlington (6-1)	
H: 6-1 A: 0-0 N: 0-0 OT: 0-0	
1966-67 D22 H W 101-82	
1979-80 D15 H W 77-66	
1980-81 D20 H L 56-78	
1981-82 D5 H W 82-73	
1989-90 D16 H W 36-31 (HSE)	
1990-91 D30 H W 86-73	
1997-98 D2 H W 80-56	
Texas A&M - Corpus Christi (1-0)	
H: 1-0 A: 0-0 N: 0-0 OT: 0-0	
2008-09 D31 H W 92-62	
Texas A&M - International (1-0)	
H: 1-0 A: 0-0 N: 0-0 OT: 0-0	
2008-09 D5 H W 92-52 (TWC MS)	
TCU (105-85) (104-85 official +)	
H: 60-30 A: 42-51 N: 3-4 OT: 6-1 (N: 2-4 official +)	
SWC: 84-64 H: 50-24 A: 34-40 OT: 5-1	
SWC CHRISTMAS: 1-2 H: 0-0 A: 0-0 N: 1-2 OT: 0-0	
SWC TOURNAMENT: 1-2 H: 0-0 A: 0-1 N: 1-1 OT: 0-0	
WAC: 1-9 H: 0-5 A: 1-4 OT: 0-0	
WAC TOURNAMENT: 0-1 H: 0-0 A: 0-0 N: 0-1 OT: 0-0	
1918-19 H W 30-19	
	A L 32-35
1920-21 H W 21-20	
	A W 19-18
1921-22 H W 28-17	
	H W 23-14
	A L 11-15
	A W 24-16
1922-23 J29 A W 37-20	
	J30 A W 21-14
	M5 H W 30-19
	M6 H W 20-18
1923-24 A* L 12-29	
	A* L 11-16
	H* L 13-27
	H* L 17-19
1924-25 H* L 20-27	
	A* L 20-43
1925-26 J23 A* W 15-11	
	F23 H* W 20-19
1926-27 J31 H* W 33-26	
	F15 A* W 25-24
1927-28 J11 H* W 24-23	
	F6 A* W 21-19
1928-29 A* L 34-25	
	H* L 28-34
1929-30 F19 H* W, ot 36-35	
	M1 A* W 25-22
1930-31 F2 H* W 36-33	
	M1 A* L 29-37
1931-32 F27 A* L 19-52	
	M5 H* W, 2ot 32-30
1932-33 J7 H* W 20-19	
	M3 A* L 24-36
1933-34 J20 A* L 26-29	
	F17 H* W 32-27
1934-35 F5 A* W 36-20	
	M2 H* W 41-24
1935-36 J11 A* L 23-29	
	M4 H* L 29-33
1936-37 J12 A* W 26-22	
	F23 H* W 34-22
1937-38 F8 H* W 42-23	
	M1 A* W 37-30
1938-39 J14 A* W, ot 31-29	
	F25 H* W 41-39
1939-40 F6 H* W 46-35	
	F21 A* W 63-53
1940-41 J10 H* W 35-34	
	F25 A* W 38-36
1941-42 J21 A* L 45-50	
	J24 H* L 35-39
1942-43 J16 A* L 43-49	
	J23 H* W 54-44
1943-44 J13 H* W 40-30	
	F2 A* L 37-47
1944-45 J17 A* L 46-52	
	J30 H* W 56-38
1945-46 J15 H* L 40-54	
	F13 A* L 34-42
1946-47 F1 H* W 55-36	
	F19 A* W 59-52
1947-48 J7 H* W 62-58	
	M3 A* W 63-48
1948-49 J4 A* L 52-58	
	F4 H* W 47-36
1949-50 J10 A* L 50-62	



1950-51	F3	H*	L	45-51
	J3	H*	L	46-57
	F23	A*	L	54-64
1951-52	J2	A*	L	43-52
	M1	H*	L	60-64
1952-53	J30	H*	L	34-57
	F17	A*	L	48-59
1953-54	J30	H*	L	84-85
	F17	A*	L	65-73
1954-55	D27	N*	L	71-74
	J15	A*	L	73-77
	F9	H*	W	84-70
1955-56	J28	H*	W	[18] 105-64
	F15	A*	W	[12] 26-22
1956-57	D27	N*	W	74-65
	J12	A*	W	79-63
	F26	H*	W	86-75
1957-58	F8	H*	W	84-67
	F15	A*	L	71-82
1958-59	D27	N*	L	64-74
	J31	A*	L	60-72 [19]
	F28	H*	W	72-71 [14]
1959-60	F3	A*	W	79-73
	F20	H*	W	98-67
1960-61	J14	A*	W	67-64
	F14	H*	W	79-68
1961-62	J4	A*	W	70-53
	F24	H*	W	96-86
1962-63	F5	H*	W	92-80
	F19	A*	W	109-98
1963-64	F1	H*	W	79-67
	F15	A*	W	85-75
1964-65	F2	H*	W	110-94
	F16	A*	W	96-95
1965-66	J29	H*	L	89-97
	F28	A*	W, ot	100-96
1966-67	J31	H*	W	89-88
	F18	A*	W	85-83
1967-68	F6	A*	L	64-91
	F13	H*	W	70-63
1968-69	J4	A*	W	81-78
	F18	H*	L, ot	84-87
1969-70	J17	H*	W	86-84
	F24	A*	L	93-102
1970-71	J26	A*	L	85-93
	M6	H*	W	79-78
1971-72	J22	H*	W	81-71
	F15	A*	L	84-93
1972-73	J23	H*	W	104-71
	F13	A*	L	76-80
1973-74	J29	A*	W	81-74
	F23	H*	W	96-60
1974-75	F8	H*	W	88-67
	F15	A*	L	64-84
1975-76	J6	A*	L	75-79
	J12	H*	W	108-84
1976-77	J8	A*	W	66-55
	F5	H*	W	116-84
1977-78	J7	A*	W	68-65
	F18	H*	W	85-53
1978-79	F8	H*	W	96-77
	F21	A*	W	89-77
1979-80	J19	H*	L	89-92 (NBC-reg.)
	F9	A*	W	76-57
1980-81	J20	H*	L	43-52 (Metro)
	F14	A*	L	44-52 (OAK)
1981-82	J23	H*	L	61-63
	F13	A*	L	60-85
	M1	A-	L	46-54
1982-83	J29	H*	L	67-68
	M2	A*	W	61-56
1983-84	J26	A*	W	61-59 (T.V.S)
	F25	H*	W	73-65 (T.V.S)
1984-85	J19	H*	W	[3] 74-70 (SWC)
	F20	A*	L	[9] 64-72 (KTXA)
1985-86	J15	A*	L	54-63
	F15	H*	L	54-76 (SWC)
1986-87	J14	H*	L	53-57 (KTXA)
	F12	A*	L	50-69 [18] (KTXA)
1987-88	J30	A*	W	51-48 (SWC)
	M2	H*	W	87-54
	M11	N@	W	86-74
1988-89	F1	H*	W	68-57 (HSE)
	M4	A*	L	57-62
1989-90	J3	H*	L	61-63
	F3	A*	L	43-83 (Raycom)
1990-91	J5	A*	L	59-63
	F5	H*	W	71-57
1991-92	J15	H*	L	62-73
	F15	A*	L	59-70
1992-93	J20	A*	W	79-65
	F16	H*	W	60-53 (Prime)
	M12	N@	L	71-72
1993-94	J22	H*	L	75-89 (Raycom)
	F19	A*	W	65-64 (Prime)
1994-95	J25	A*	L	101-113
	F21	H*	L	75-79 (Prime)
1995-96	J27	H*	W, ot	87-83
	F24	A*	L	79-87
1996-97	J25	H*	L	63-87 (TCI-Dallas)
	F19	A*	L	71-79
1997-98	J26	H*	L	82-100 (ESPN)
	F16	A*	L	70-79 [19] (FSN-SW)

1998-99	J11	H*	L	69-71 [13]	
	F6	A*	W	79-92 [20] (ESPN)	
1999-00	J29	A*	L	75-92	
	F28	H*	L	83-86 (FSN-SW)	
2000-01	J27	A*	L	91-100 (FSN-SW)	
	M3	H*	L	76-84 (FSN-SW)	
2001-02	D18	A	L	62-74	
2002-03	N24	H	W, ot	87-84	
2004-05	D12	A	L	65-51	
2005-06	D30	H	W	52-49 (CSTV)	
2006-07	D21	A	W	64-62 (CSTV)	
2007-08	D5	H	W	71-65 (KTXA)	
2008-09	N26	A	L	44-62 (The Mountain)	
2009-10	D2	H	L	53-60	
2010-11	N16	A	L	64-84	
2011-12	F8	H	W	68-62	
2012-13	N15	A	W	64-61 (FSSW)	
2013-14	N8	N%	W+	69-61 (FSSW)	
2015-16	D2	A&	W	[22-] 75-70 (FSSW)	
^ SWC Christmas Tournament (Houston, Texas - Autry Court)					
- SWC Tournament (Fl. Worth, Texas)					
@ SWC Tournament (Dallas, Texas - Reunion Arena)					
# WAC Tournament (Las Vegas, Nev)					
% Buckets & Boots Showcase (Dallas - American Airlines Center)					
* Southwest Conference game					
* Western Athletic Conference game					
& Wilkerson Greines Athletic Center (Fort Worth)					
+ Win in 2013-14 later vacated					
[AP] or [AP/Coaches]					
Texas - El Paso (see UTEP)					
Texas Lutheran (2-0)					
H: 2-0 A: 0-0 N: 0-0 OT: 0-0					
	1977-78	N28	H	W	111-77
	1979-80	D3	H	W	123-91
Texas - Pan American (6-1) (5-1 +)					
previously Pan American & UTPA					
H: 3-1 A: 1-0 N: 2-0 OT: 0-0 (H: 2-1 +)					
	1974-75	N29	H	L	60-78
	1998-99	J2	H	W	86-75
	2000-01	D29	N^	W	97-67
	2003-04	N22	N-	W	69-59
	2005-06	J24	A	W	84-54
	2006-07	J4	H	W	84-71
	2013-14	D18	H#	W	82-56 (ESPN3)
^ Touchstone Energy Tournament (Oklahoma City, Okla.)					
- SPI Invitational (South Padre Island, Texas)					
# Curtis Culwell Center (Garland, Texas)					
+ Win in 2013-14 later vacated					
Texas - San Antonio (see UTSA)					
Texas Southern (3-0)					
H: 3-0 A: 0-0 N: 0-0 OT: 0-0					
	1984-85	N23	H	W	[10] 91-72 (HSE)
	1986-87	D1	H	W	118-67
	2014-15	N26	H-	W	[-/rv] 72-59 (ESPN3)
- Hoosier Showcase					
[AP/Coaches]					
Texas State (8-1) (7-1 official +)					
previously Southwest Texas State					
H: 5-0 A: 3-1 N: 0-0 OT: 0-0 (H: 4-0 official +)					
	1991-92	N22	A	W	63-59
	1992-93	D1	H	W	90-69
	2004-05	D4	H	W	74-57
	2005-06	D1	A	W	78-67
	2007-08	D30	H^	W	77-70
	2009-10	D7	H	W	94-86
		J2	A	L	86-91
	2012-13	N17	A	W	78-75
	2013-14	N20	H-	W+	70-49
^ SMU Holiday Classic					
- Curtis Culwell Center (Garland, Texas)					
+ Win in 2013-14 later vacated					
Texas Tech (47-57)					
H: 32-18 A: 12-32 N: 3-7 OT: 0-3					
SWC: 34-44 H: 22-16 A: 12-27 N: 0-1 OT: 0-2					
SWC CHRISTMAS: 1-1 H: 0-0 A: 0-0 N: 1-1 OT: 0-1					
SWC PLAYOFF: 0-1 H: 0-0 A: 0-0 N: 0-1 OT: 0-0					
SWC TOURNAMENT: 1-4 H: 0-0 A: 0-1 N: 1-3 OT: 0-0					
NCAA: 1-0 N: 1-0 OT: 0-0					
	1944-45	D13	H	W	56-50
		D14	H	W	57-46
	1945-46	D12	H	W	50-27
		D13	H	W	57-43
	1948-49	D3	H	W	57-45
		D4	H	L	58-60
		D28	N^	L	52-55
	1950-51	D30	H	W	44-43
	1951-52	D20	H	W	50-48
	1955-56	M13	N-	W	[8] 68-67
	1956-57	D17	H	W	[5] 101-72
		F9	A	L	[4] 67-68
	1957-58	D26	N@	L, ot	70-72
		J13	A*	W	84-80
		F22	H*	W	66-56
1958-59	J10	H*	W	73-59	
	F21	A*	L	64-72	

1959-60	D28	N@	W	85-65
	J9	H*	W	49-44
	F29	A*	L	69-71
1960-61	J3	H*	L	68-70
	F11	A*	L	67-88
1961-62	J30	H*	L	63-69
	F13	A*	W	68-63
	M9	N#	L	67-71
1962-63	J8	H*	W	70-61
	M5	A*	W	88-87
1963-64	F8	H*	L	83-85
	F22	A*	L	83-94
1964-65	J26	A*	L	89-107
	F13	H*	L	72-82
1965-66	J22	A*	L	83-100
	M3	H*	W	99-89
1966-67	F4	A*	W	91-75
	F14	H*	L	74-82
1967-68	J27	A*	L	78-86
	F10	H*	W	85-68
1968-69	F1	H*	W	87-77
	F11	A*	W	84-65
1969-70	J20	A*	L	60-90
	F28	H*	W	85-80
1970-71	F9	H*	W	93-91
	F27	A*	L	91-103
1971-72	J29	A*	W	85-69
	F22	H*	W	87-73
1972-73	J13	A*	L, ot	76-80
	F10	H*	L	59-64
1973-74	F5	H*	W	73-71
	M2	A*	W	78-72
1974-75	F11	A*	L	61-74
	F18	H*	L	57-60
1975-76	J24	A*	L	69-72
	F21	H*	L	101-107
1976-77	J24	A*	L	57-58
	F22	H*	L	62-64
1977-78	J17	A*	L	43-45
	F7	H*	L	62-64
1978-79	J16	H*	W	69-65
	F6	A*	L	60-66
1979-80	J26	H*	W	76-75 (Ch. 39)
	F16	A*	L	59-62 (Ch. 39)
	F28	N\$	L	65-73
1980-81	J26	A*	W	58-48
	F21	N%*	L	48-51
	M2	A&	L	58-80
1981-82	J30	H*	L	52-63
	F20	A*	L	44-71
1982-83	J5	H*	W	94-77
	F5	A*	L	61-65
	M10	N-	W	79-69
1983-84	F1	H*	W	70-60 (HSE)
	M3	A*	W	86-78 (T.V.S)
1984-85	J26	A*	L	[2] 63-64 (KTXA)
	F27	H*	L	[13] 54-59 (HSE)
1985-86	J22	H*	W	61-57 (KTXA)
	F22	A*	L	44-57 (SWC)
	M7	N-	L	40-45
1986-87	J19	A*	L	64-75 (KTXA)
	F18	H*	W	83-70 (KTXA)
1987-88	J23	H*	W	80-75 (SWC)
	F24	A*	W	82-80
1988-89	J25	A*	L	56-63 (HSE)
	F26	H*	W	61-48 (Raycom)
1989-90	J27	H*	W	52-44 (HSE)
	F28	A*	W	54-53
1990-91	J2	H*	L	54-56
	F2	A*	L, 2ot	77-80
1991-92	J8	A*	L	69-80
	F8	H*	W	51-47
1992-93	J16	A*	W	61-59 (Raycom)
	F9	H*	W	78-75 (Prime)
1993-94	J18	H*	L	73-80 (Prime)
	F16	A*	L	76-78
1994-95	J21	A*	L	77-98 (Raycom)
	F18	H*	L	77-85 (Raycom)
	M9	N-	L	54-92
1995-96	J23	H*	L	60-72 [22] (Prime)
	F20	A*	L	54-75 [9]
1997-98	N22	H	W	89-82
1998-99	D3	A	L	80-91
2000-02	N20	H	L	75-78
2002-03	N26	A	L	59-77 (KFWD)
2003-04	D1	H	W	62-59 (KFWD)
2004-05	D1	A	L	105-67
^ All College Tournament (Oklahoma City, Okla.)				
- NCAA West Regional (Wichita, Kan.)				
@ SWC Christmas Tournament (Houston, Texas - Autry Court)				
# SWC Playoff (Fl. Worth, Texas)				
\$ SWC Tournament (San Antonio, Texas)				
% SWC game (Dallas, Texas - Reunion Arena)				
& SWC Tournament (Lubbock, Texas)				
= SWC Tournament (Dallas, Texas - Reunion Arena)				
* Southwest Conference game				
[ ] Associated Press Rank				
Texas - Tyler (1-0)				
H: 1-0 A: 0-0 N: 0-0 OT: 0-0				
2004-05	N19	H	W	76-61
Texas Wesleyan (10-1)				

H: 9-1 A: 0-0 N: 1-0 OT: 1-0			
1947-48	H	W	55-44
	N^	W	53-42
1948-49	H	W	68-65
195			

2003-04 J6 H\* W 67-58  
M4 A\* W 64-56  
M9 N- W 79-60  
2004-05 J1 A\* W, ot 95-83  
M3 H\* W, ot 81-74  
2005-06 F8 H\* L 51-55  
F22 A\* L 56-73 (CSTV)  
2006-07 J27 A\* L 66-70  
F28 H\* L 60-67 (CSTV)  
2007-08 J19 H\* L 71-72  
F2 A\* L 60-72 (CSTV)  
2008-09 J31 A\* L 55-64  
F28 H\* L 64-74 (TWC MS)  
2009-10 J13 H\* L 56-63 (TWC MS/TTC)  
M3 A\* L 55-58  
2010-11 J26 A\* W 59-58  
F19 H\* L 66-74 (TWC)  
2011-12 J7 A\* W 57-55  
J28 H\* L 60-66 (FSN)  
2012-13 J6 H\* L 47-48 (FSN)  
M6 A\* W 71-65  
2014-15 F7 A# W [23/23]68-57[r/vr]ESPNU  
M8 H# W [22/22]67-62[r/v]ESPNU  
2015-16 D29 A# W [17:]81-69 (ESPNU)  
F10 H# L [16:]77-82 (CBSSN)

^ NCAA West Regional (Manhattan, Kan.)  
- WAC Tournament (Fresno, Calif.)  
\* Western Athletic Conference game  
\* Conference USA game  
# American Athletic Conference game  
[AP] or [AP/Coaches]

UAB (Alabama-Birmingham) (2-9)  
H: 0-4 A: 1-3 N: 1-2 OT: 0-0  
C-USA: 1-7 H: 0-4 A: 1-3 OT: 0-0  
C-USA TOURNAMENT: 0-2 N: 0-2 OT: 0-0  
1983-84 D29 N^ W 79-63  
2005-06 F25 H\* L 68-73  
M9 N- L 55-69 [24] (CSTV)  
2006-07 J31 A\* W 60-56  
2007-08 F23 H\* L 59-73 (KTXA)  
2008-09 F14 A\* L 75-78  
2009-10 J16 H\* L 62-63  
2010-11 J19 A\* L 53-67  
2011-12 F15 H\* L 28-47  
2012-13 M2 A\* L 69-74  
M13 N# L 52-53

^ Rainbow Classic (Honolulu, Hawaii)  
\* Conference USA game  
- C-USA Tournament (Memphis, Tenn. - FedEx Forum)  
# C-USA Tournament (Tulsa, Oklahoma - BOK Center)  
[] Associated Press Rank

UCF (Central Florida) (8-6) (6-6 +)  
H: 6-1 A: 2-4 N: 0-1 OT: 1-0 (H: 5-1 A: 1-4 +)  
C-USA: 3-5 H: 3-1 A: 0-4 OT: 1-0  
C-USA TOURNAMENT: 0-1 N: 0-1  
AMERICAN: 5-0 H: 3-0 A: 2-0 (3-0 H: 2-0 A: 1-0 +)  
2005-06 F18 H\* W 77-55  
2006-07 J17 A\* L 56-64  
2007-08 J26 H\* W, ot 69-67  
2008-09 J28 A\* L 45-70  
2009-10 J27 H\* W 65-43 (TWC MS/TTC)  
M10 N^ L 53-69  
2010-11 M2 A\* L 48-51  
2011-12 F4 H\* L 52-59  
2012-13 J26 A\* L 65-74  
2013-14 J18 A- W+ 58-46 (ESPNews)  
M1 H- W+ [23/24] 70-55 (ESPNews)  
2014-15 J11 A- W 70-61 (CBSSN)  
J31 H- W [r/vr] 75-56 (ESPNU)  
2015-16 J10 H- W [15:] 88-73 (ESPNU)

\* Conference USA game  
^ C-USA Tournament (BOK Center - Tulsa, Okla.)  
- American Athletic Conference game  
+ Wins in 2013-14 later vacated  
[AP/Coaches]

UCLA (California - Los Angeles) (0-3)  
H: 0-0 A: 0-2 N: 0-1 OT: 0-0  
NCAA: 0-1 H: 0-0 A: 0-0 N: 0-1 OT: 0-0  
1973-74 D8 A L 60-77 [1]  
1976-77 D28 A L 71-99 [8]  
2014-15 M19 N- L [18/19] 59-60 (truTV)  
- NCAA Tournament (Louisville, Ky. - KFC Yum! Center)  
[AP] or [AP/Coaches]

UC Irvine (1-0) (0-0 +)  
H: 1-0 A: 0-0 N: 0-0 OT: 0-0 (H: 0-0 +)  
NIT: 1-0 H: 1-0 A: 0-0 N: 0-0 OT: 0-0 (0-0 H: 0-0 +)  
2013-14 M19 H^ W+ [r/vr] 68-54 (ESPNU)  
+ NIT 1st Round (32)  
+ Win in 2013-14 later vacated  
[AP/Coaches]

UC-Riverside (0-1)  
H: 0-1 A: 0-0 N: 0-0 OT: 0-1  
2010-11 N20 H^ L, ot 69-73  
^ SMU Invitational

UC-Santa Barbara (1-1)  
H: 1-0 A: 0-1 N: 0-0 OT: 1-0  
1973-74 D10 A L 66-68

2014-15 D8 H W, ot 80-73 (CBSSN)  
UIC (see Illinois-Chicago)  
UNLV (Nevada - Las Vegas) (3-3)  
H: 1-0 A: 2-2 N: 0-1 OT: 0-0  
WAC: 2-0 H: 1-0 A: 1-0 OT: 0-0  
WAC TOURNAMENT: 1-0 H: 0-0 A: 1-0 N: 0-0 OT: 0-0  
1983-84 D22 A^ L 64-74 (HSE)  
1998-99 J21 H\* W 72-62  
F20 A\* W 80-78 (ESPN2)  
M3 A- W 71-70  
2002-03 D29 A@ L 78-79  
2009-10 D22 N# L 53-67 (ESPNU)  
^ Rebel Roundup (Las Vegas, Nev.)  
\* Western Athletic Conference game  
- WAC Tournament (Las Vegas, Nev.)  
@ Jim Thorpe Classic (Las Vegas, Nev.)  
# Hawaiian Airlines Diamond Head Classic (Honolulu, Hawaii)

U.S. International (1-0)  
H: 1-0 A: 0-0 N: 0-0 OT: 0-0  
1983-84 D19 H W 91-70

USC (see Southern California)

USF (South Florida) (7-3) (6-3 +)  
H: 4-1 A: 3-2 N: 0-0 OT: 0-0 (3-1 +)  
AMERICAN: 5-1 H: 3-0 A: 2-1 (4-1 H: 2-0 +)  
1986-87 D6 H W 79-65  
1987-88 D14 A W 87-66  
2008-09 J14 A L 46-60  
2009-10 N13 H L 61-67  
2013-14 J15 H- W+ 71-54 (ESPNU)  
J28 A- L [r/vr] 71-78 (ESPNews)  
2014-15 D31 H- W 83-49 (ESPNU)  
J28 A- W [r/vr] 63-52 (ESPNU)  
2015-16 J2 H- W [17:] 72-58 (ESPNews)  
F7 A- W [12:] 92-58 (CBSSN)  
- American Athletic Conference game  
+ Win in 2013-14 later vacated  
[AP/Coaches]

Utah (1-4)  
H: 1-1 A: 0-2 N: 0-1 OT: 0-0  
WAC: 0-2 H: 0-1 A: 0-1 OT: 0-0  
WAC TOURNAMENT: 0-1 N: 0-1 OT: 0-0  
1996-97 J16 H\* L 57-74 [9] (TCI-Dallas)  
F13 A\* L 63-84 [5]  
M6 N^ L 58-59 [3]  
2012-13 N28 H W 62-55  
D18 A L 53-62 (Pac-12 Mtn)  
^ WAC Tournament (Las Vegas, Nevada)  
\* Western Athletic Conference game  
[] Associated Press Rank

UTEP (Texas - El Paso) (15-27)  
previously Texas Western  
H: 9-9 A: 5-15 N: 1-3 OT: 1-2  
WAC: 9-5 H: 5-2 A: 4-3 OT: 0-0  
WAC TOURNAMENT: 1-1 N: 1-1 OT: 0-0  
C-USA: 2-14 H: 2-6 A: 0-8 OT: 1-2  
C-USA TOURNAMENT: 0-1 N: 0-1  
1927-28 H W 45-13  
1966-67 D10 H L 62-71 [2]  
1969-70 D20 N^ L 77-89  
D27 A L 82-86  
1972-73 D28 A- L 55-71  
1975-76 D20 A- L 53-82  
1982-83 D28 A- W 74-66  
1996-97 J9 A\* W 68-63  
F8 H\* W 64-55 (TCI-Dallas)  
1997-98 J3 A L 64-66  
J22 H W 60-57  
1998-99 M2 N@ W 65-64  
1999-00 J20 H\* W 104-87  
F29 A\* W 83-81

2000-01 J22 A\* L 69-83 (KSTR)  
F5 H\* W 72-69  
M8 N# L 70-74 (KSTR)  
2001-02 D30 H\* W 55-46  
F28 A\* W 63-61  
2002-03 J30 H\* W 80-56  
M1 A\* W 65-43  
2003-04 J29 A\* L 62-88  
F28 H\* L 71-81  
2004-05 J27 H\* L 55-60  
F27 A\* L 74-79  
2005-06 J11 H\* L 67-80  
J28 A\* L 53-57  
2006-07 J20 H\* L 67-72  
F21 A\* L 56-85  
2007-08 J9 A\* L 66-79  
M1 H\* W, 2ot 99-96 (KTXA)  
M12 Nl L 49-71  
2008-09 J10 H\* L 68-74 (TWC MS)  
F25 A\* L, ot 58-61  
2009-10 J6 A\* L 45-49  
F10 H\* L 51-62 (TWC MS/TTC)  
2010-11 F12 A\* L 57-67 (TWC)  
M5 H\* L 56-59 (TWC)  
2011-12 J14 A\* L, ot 64-70

M3 H\* W 57-48  
2012-13 J19 A\* L 54-63 (CSS)  
M9 H+ L 63-76 (TWC)  
^ Jayhawk Classic (Lawrence, Kan.)  
- Sun Bowl Classic (El Paso, Texas)  
@ WAC Tournament (Las Vegas, Nev.)  
# WAC Tournament (Tulsa, Okla.)  
\* Western Athletic Conference game  
\* Conference USA game  
! Conference USA Tournament (Memphis, Tenn.)  
+ Curtis Culwell Center (Garland, Texas)  
[] Associated Press Rank

UTPA (see Texas - Pan American)

UTSA (Texas - San Antonio) (2-2)  
H: 1-1 A: 1-1 N: 0-0 OT: 1-0  
1990-91 J9 H W, ot 88-86  
1991-92 D30 A L 60-80  
2007-08 D1 A W 62-56  
2008-09 D29 H L 75-80 (TWC MS)

Vanderbilt (6-15)  
H: 5-5 A: 1-10 N: 0-0 OT: 0-2  
1953-54 A L 65-72  
1957-58 D14 H W 72-58  
1958-59 D13 A W [18] 80-72  
1959-60 D12 H W 86-67  
1960-61 D10 A L 64-76  
1961-62 D21 H W 91-73  
1962-63 D8 A L 62-69  
1963-64 D3 H L 60-79  
1964-65 D5 A L 67-99 [6]  
1966-67 D3 A L 76-89  
1967-68 D4 H L, ot 84-88 [9]  
1968-69 D4 A L 94-97 [13]  
1969-70 D8 H L, ot 99-104  
1971-72 D2 H W 89-79  
1972-73 D4 A L 78-98  
1978-79 D11 H W 68-64  
1979-80 D29 A L 77-78  
1989-90 N27 H L 60-65 (KDAF, HSE)  
1990-91 D22 A L 65-68  
1991-92 N30 H L 55-67  
1992-93 D12 A L 86-95  
[] Associated Press Rank

Virginia (0-1)  
H: 0-0 A: 0-0 N: 0-1 OT: 0-0  
2013-14 N29 N^ L 73-76 [r/vr] (CBSSN)  
^ Corpus Christi Challenge (Corpus Christi, Texas)

Virginia Commonwealth (1-0)  
H: 0-0 A: 0-0 N: 1-0 OT: 0-0  
2000-01 D21 N^ W 94-88  
^ San Juan Shootout (San Juan, Puerto Rico)

Wagner (0-1)  
H: 0-0 A: 0-0 N: 0-1 OT: 0-0  
2012-13 D21 N- L 53-63  
- Cable Car Classic (Santa Clara, California)

Wake Forest (0-2)  
H: 0-1 A: 0-1 N: 0-0 OT: 0-0  
2002-03 D15 A L 49-73 (FSN-SW)  
2003-04 D15 H L 66-78 [9]  
[] Associated Press Rank

Wayland Baptist (1-0)  
H: 1-0 A: 0-0 N: 0-0 OT: 0-0  
2010-11 N24 H W 65-32

West Texas State (1-1)  
H: 0-0 A: 0-0 N: 1-1 OT: 0-0  
1940-41 N^ W 34-32  
N^ L 36-46  
^ Childress, Texas

Western Kentucky (0-2)  
H: 0-0 A: 0-1 N: 0-1 OT: 0-0  
1965-66 D17 N^ L 68-82  
1968-69 D7 A L 79-92 [17]  
^ Vanderbilt Invitational (Nashville, Tenn.)  
[] Associated Press Rank

Wichita State (5-4)  
H: 4-0 A: 1-3 N: 0-1 OT: 0-0  
NCAA: 0-1 N: 0-1 OT: 0-0  
1955-56 D22 A W 85-67  
1956-57 D11 H W [5] 93-70  
1964-65 M12 N^ L 81-86  
1970-71 D5 H W 95-85  
1971-72 D10 A L 79-91  
1993-94 D4 H W 65-59  
1994-95 N26 A L 67-78  
1995-96 D22 H W 65-46  
1996-97 N30 A L 44-62  
^ NCAA Midwest Regional (Manhattan, Kan.)

William & Mary (1-0)  
H: 1-0 A: 0-0 N: 0-0 OT: 0-0  
1991-92 D17 H W 66-55

Wisconsin (3-4)  
H: 1-2 A: 2-1 N: 0-1 OT: 0-0  
1955-56 D12 A W 75-62  
1958-59 D8 H W 81-63  
1967-68 D9 A L 82-120  
1969-70 D6 H L 76-78  
1973-74 D28 N^ L 73-74  
1990-91 D1 H L 49-65  
1991-92 D3 A W 66-64  
^ Milwaukee Classic (Milwaukee, Wisc.)

Wyoming (4-4) (3-4 +)  
H: 3-1 A: 1-3 N: 0-0 OT: 0-0 (A: 0-3 +)  
WAC: 1-1 H: 1-0 A: 0-1 OT: 0-0  
1947-48 D27 H W 41-39  
1988-89 N18 A^ L 65-70 (ESPNU)  
1998-99 J16 A\* L 85-89  
F13 H\* W 75-72 (FSN-SW)  
2005-06 D22 A L 69-75  
2012-13 J2 H L 56-59 [rv]  
2013-14 D20 A W+ 62-54 (ROOT-RM)  
2014-15 D5 H W 66-53 [r/vr] (ESPNews)  
^ Big Apple NIT  
\* Western Athletic Conference game  
+ Win in 2013-14 later vacated  
[AP] or [AP/Coaches]

Xavier (Ohio) (1-0)  
H: 1-0 A: 0-0 N: 0-0 OT: 0-0  
1956-57 D15 H W [5] 92-71  
[] Associated Press Rank

Yale (4-0)  
H: 3-0 A: 0-0 N: 1-0 OT: 0-0  
1968-69 D23 H W 82-76  
1971-72 D29 N^ W 81-80  
1996-97 J6 H W 81-57  
2015-16 N22 H W [r/vr] 71-69 [rv] (ESPNews)  
^ St. Louis Invitational (St. Louis, Mo.)  
[AP/Coaches]

## All-Time Series Results by Conference

AMERICA EAST								BIG 12								BIG WEST							
TOTAL			H	A	N	OT	TOTAL			H	A	N	OT	TOTAL			H	A	N	OT			
W	L	Pct	W-L	W-L	W-L	W-L	W	L	Pct	W-L	W-L	W-L	W-L	W	L	Pct	W-L	W-L	W-L	W-L			
Albany							Baylor	100	75	.571	57-28	39-46	4-1	4-2	Cal Poly								
Binghamton							Iowa St.	1	1	.500	1-0	0-1	0-0	0-0	Cal State-Fullerton	1	0	1.000	1-0	0-0	0-0		
Hartford							Kansas	4	26	.133	3-10	0-14	1-2	0-2	Cal State-Northridge								
Maine							Kansas St.	2	6	.250	0-2	0-4	2-0	0-0	Hawaii	7	10	.412	5-3	2-6	0-1		
Massachusetts Lowell							Oklahoma	14	35	.286	11-9	2-24	1-2	1-1	Long Beach State	0	1	.000	0-1	0-0	0-0		
New Hampshire	1	0	1.000	1-0	0-0	0-0	Oklahoma State	6	20	.231	3-8	2-9	1-3	0-2	UC Davis								
Stony Brook	1	0	1.000	1-0	0-0	0-0	TCU +	105	85	.553	60-30	42-51	3-4	6-1	UC Irvine +	1	0	1.000	1-0	0-0	0-0		
UMBC							Texas	71	103	.408	41-42	25-57	5-4	6-2	UC Riverside	0	1	.000	0-1	0-0	0-0		
Vermont							Texas Tech	47	57	.452	32-18	12-32	3-7	0-3	UC Santa Barbara	1	1	.500	1-0	0-1	0-0		
<b>TOTAL</b>	<b>2</b>	<b>0</b>	<b>1.000</b>	<b>2-0</b>	<b>0-0</b>	<b>0-0</b>	West Virginia							<b>TOTAL +</b>	<b>10</b>	<b>13</b>	<b>.435</b>	<b>8-5</b>	<b>2-7</b>	<b>0-1</b>	<b>1-1</b>		
							<b>TOTAL +</b>	<b>350</b>	<b>408</b>	<b>.462</b>	<b>208-147</b>	<b>122-238</b>	<b>20-23</b>	<b>17-13</b>									
AMERICAN ATHLETIC								BIG EAST								COLONIAL ATHLETIC							
TOTAL			H	A	N	OT	TOTAL			H	A	N	OT	TOTAL			H	A	N	OT			
W	L	Pct	W-L	W-L	W-L	W-L	W	L	Pct	W-L	W-L	W-L	W-L	W	L	Pct	W-L	W-L	W-L	W-L			
Cincinnati +	3	6	.333	2-1	0-5	1-0	0-0	Butler	0	1	.000	0-0	0-1	0-0	0-0								
Connecticut +	6	2	.750	4-0	2-2	0-0	0-0	Creighton	3	2	.600	0-1	2-0	1-1	0-0	Delaware							
East Carolina	9	4	.692	4-2	3-2	2-0	1-0	DePaul							Drexel								
Houston +	30	48	.385	15-17	9-25	6-6	2-2	Georgetown	0	1	.000	0-0	0-0	0-1	0-0	Elon							
Memphis +	8	12	.400	5-4	3-8	0-0	0-1	Marquette							George Mason								
Temple +	4	4	.500	2-0	1-3	1-1	0-0	Providence							Hofstra +	2	0	1.000	1-0	1-0	0-0		
Tulane	18	13	.581	13-2	5-11	0-0	0-1	St. John's	0	3	.000	0-0	0-1	0-2	0-0	James Madison	2	0	1.000	0-0	0-0	2-0	
Tulsa	17	31	.354	7-19	9-11	1-1	3-1	Seton Hall							NC Wilmington								
UCF +	7	6	.538	5-1	2-4	0-1	1-0	Villanova							Northeastern	0	1	.000	0-0	0-0	0-1		
USF +	7	3	.700	4-1	3-2	0-0	0-0	Xavier	1	0	1.000	1-0	0-0	0-0	0-0	Towson State	2	0	1.000	1-0	0-0	1-0	
<b>TOTAL +</b>	<b>109</b>	<b>129</b>	<b>.458</b>	<b>61-47</b>	<b>37-73</b>	<b>11-9</b>	<b>7-5</b>	<b>TOTAL</b>	<b>4</b>	<b>7</b>	<b>.364</b>	<b>1-1</b>	<b>2-2</b>	<b>1-4</b>	<b>0-0</b>	William & Mary	1	0	1.000	1-0	0-0	0-0	
															<b>TOTAL +</b>	<b>7</b>	<b>1</b>	<b>.875</b>	<b>3-0</b>	<b>1-0</b>	<b>3-1</b>	<b>0-0</b>	
ATLANTIC 10								BIG SKY								CONFERENCE USA							
TOTAL			H	A	N	OT	TOTAL			H	A	N	OT	TOTAL			H	A	N	OT			
W	L	Pct	W-L	W-L	W-L	W-L	W	L	Pct	W-L	W-L	W-L	W-L	W	L	Pct	W-L	W-L	W-L	W-L			
Davidson	2	0	1.000	1-0	1-0	0-0	0-0	Eastern Washington	1	0	1.000	1-0	0-0	0-0	0-0								
Dayton	2	1	.667	1-0	0-1	1-0	0-0	Idaho	1	0	1.000	1-0	0-0	0-0	0-0	Charlotte	2	0	1.000	1-0	1-0	0-0	
Duquesne								Idaho State								Florida Atlantic	2	0	1.000	1-0	1-0	0-0	
Fordham								Montana								Florida International							
George Mason								Montana State	1	0	1.000	0-0	1-0	0-0	1-0	Louisiana Tech	4	8	.333	3-2	1-4	0-2	
George Washington								North Dakota							Marshall	1	8	.111	0-4	1-3	0-1		
LaSalle	1	1	.500	0-0	0-0	1-1	0-0	Northern Arizona							Middle Tennessee State								
Massachusetts								Northern Colorado	1	0	1.000	1-0	0-0	0-0	0-0	North Texas	34	17	.667	17-6	17-11	0-0	
Rhode Island +	1	1	.500	1-0	0-1	0-0	0-0	Portland State	1	0	1.000	1-0	0-0	0-0	0-0	Old Dominion	1	1	.500	0-0	0-1	1-0	
Richmond	2	0	1.000	1-0	1-0	0-0	0-0	Sacramento State							Rice	120	77	.609	70-25	49-49	1-3		
St. Bonaventure								Southern Utah							Southern Miss	4	7	.364	4-3	0-3	0-1		
Saint Joseph's								Weber State							UAB	2	9	.182	0-4	1-3	1-2		
Saint Louis	5	6	.455	3-1	1-5	1-0	0-1	<b>TOTAL</b>	<b>5</b>	<b>0</b>	<b>1.000</b>	<b>4-0</b>	<b>1-0</b>	<b>0-0</b>	<b>1-0</b>	UTEP	15	27	.357	9-9	5-15	1-3	
Virginia Commonwealth	1	0	1.000	0-0	0-0	1-0	0-0								UTSA	2	2	.500	1-1	1-1	0-0		
<b>TOTAL +</b>	<b>14</b>	<b>9</b>	<b>.609</b>	<b>7-1</b>	<b>3-7</b>	<b>4-1</b>	<b>0-1</b>								Western Kentucky	0	2	.000	0-0	0-1	0-1		
															<b>TOTAL</b>	<b>187</b>	<b>158</b>	<b>.542</b>	<b>106-54</b>	<b>77-91</b>	<b>4-13</b>	<b>9-12</b>	
ATLANTIC COAST								BIG SOUTH								HORIZON LEAGUE							
TOTAL			H	A	N	OT	TOTAL			H	A	N	OT	TOTAL			H	A	N	OT			
W	L	Pct	W-L	W-L	W-L	W-L	W	L	Pct	W-L	W-L	W-L	W-L	W	L	Pct	W-L	W-L	W-L	W-L			
Boston College	1	0	1.000	0-0	0-0	1-0	0-0	Campbell	1	0	1.000	1-0	0-0	0-0	0-0								
Clemson +	0	1	.000	0-0	0-0	0-1	0-0	Charleston Southern							Cleveland State								
Duke	1	3	.250	0-1	0-1	1-1	0-0	Coastal Carolina							Detroit								
Florida State	0	1	.000	0-0	0-1	0-0	0-0	Gardner-Webb	1	0	1.000	0-0	0-0	1-0	0-0	Green Bay							
Georgia Tech	6	8	.429	6-1	0-6	0-1	0-0	High Point							Illinois-Chicago +	2	0	1.000	1-0	1-0	0-0		
Louisville	2	8	.200	1-3	0-4	1-1	0-0	Liberty	1	0	1.000	1-0	0-0	0-0	0-0	Milwaukee							
Maryland								Longwood								Oakland							
Miami (Fla.)	2	0	1.000	1-0	1-0	0-0	1-0	Presbyterian							Valparaiso								
North Carolina	1	2	.333	0-0	1-1	0-1	0-1	NC Asheville							Wright State								
North Carolina State	1	1	.500	1-0	0-1	0-0	0-1	Radford	1	0	1.000	1-0	0-0	0-0	0-0	Youngstown State							
Notre Dame	1	4	.200	0-2	0-2	1-0	0-0	Winthrop							<b>TOTAL +</b>	<b>2</b>	<b>0</b>	<b>1.000</b>	<b>1-0</b>	<b>1-0</b>	<b>0-0</b>	<b>0-0</b>	
Pittsburgh								<b>TOTAL</b>	<b>4</b>	<b>0</b>	<b>1.000</b>	<b>3-0</b>	<b>0-0</b>	<b>1-0</b>	<b>0-0</b>								
Syracuse																							
Virginia																							
Virginia Tech																							
Wake Forest	0	2	.000	0-1	0-1	0-0	0-0																
<b>TOTAL +</b>	<b>16</b>	<b>31</b>	<b>.340</b>	<b>9-8</b>	<b>2-17</b>	<b>5-6</b>	<b>1-2</b>																
ATLANTIC SUN								BIG TEN								INDEPENDENT							
TOTAL			H	A	N	OT	TOTAL			H	A	N	OT	TOTAL			H	A	N	OT			
W	L	Pct	W-L	W-L	W-L	W-L	W	L	Pct	W-L	W-L	W-L	W-L	W	L	Pct	W-L	W-L	W-L	W-L			
Florida Gulf Coast	2	0	1.000	2-0	0-0	0-0	0-0	Illinois															
Jacksonville	1	0	1.000	1-0	0-0	0-0	0-0	Indiana	2	2	.500	1-0	1-2	0-0	0-0								
Kennesaw State								Iowa	1	5	.167	1-0	0-5	0-0	0-0								
Lipscomb								Maryland															
Mercer								Michigan	2	0	1.000	1-0	1-0	0-0	0-0								
North Florida								Michigan State	0	1	.000	0-0	0										

PLAYERS		COACHES		OPPONENTS		REVIEW		SMU		RESULTS		RECORDS		HONORS		MEDIA INFO																			
								<b>TOTAL</b>								<b>TOTAL</b>																			
								<b>W</b>				<b>L</b>				<b>Pct</b>				<b>W-L</b>				<b>A</b>				<b>N</b>				<b>OT</b>			
								<b>W-L</b>				<b>W-L</b>				<b>W-L</b>				<b>W-L</b>				<b>W-L</b>				<b>W-L</b>							
<b>METRO ATLANTIC</b>								<b>NORTHEAST</b>								<b>SOUTHERN</b>																			
Canisius								Bryant								Chattanooga																			
Fairfield								Central Connecticut								College of Charleston																			
Iona								Fairleigh Dickinson								East Tennessee State																			
Manhattan								Long Island								Furman																			
Marist								Mt. St. Mary's								Mercer																			
Monmouth (N.J.)								Robert Morris								NC-Greensboro																			
Niagara								Sacred Heart								Samford																			
Quinnipiac								St. Francis (N.Y.)								The Citadel																			
Rider								St. Francis (Pa.)								VMI																			
St. Peter's								Wagner								Western Carolina																			
Siena								<b>TOTAL</b>								Wofford																			
<b>TOTAL</b>								<b>TOTAL</b>								<b>TOTAL</b>																			
								<b>W</b>				<b>L</b>				<b>Pct</b>				<b>W-L</b>				<b>A</b>				<b>N</b>				<b>OT</b>			
								<b>W-L</b>				<b>W-L</b>				<b>W-L</b>				<b>W-L</b>				<b>W-L</b>											
<b>MID-AMERICAN</b>								<b>OHIO VALLEY</b>								<b>SOUTHLAND</b>																			
Akron								Austin Peay								Ablene Christian																			
Ball State								Belmont								Central Arkansas																			
Bowling Green								Eastern Illinois								Houston Baptist																			
Buffalo								Eastern Kentucky								Incarnate Word																			
Central Michigan								Jacksonville State								Lamar																			
Eastern Michigan								Morehead State								McNeese State +																			
Kent State								Murray State								New Orleans																			
Miami (Ohio)								SE Missouri State								Nicholls State																			
Northern Illinois								SIU-Edwardsville								Northwestern State																			
Ohio								Tennessee Martin								Sam Houston State +																			
Toledo								Tennessee State								Southeastern Louisiana																			
Western Michigan								Tennessee Tech								Stephen F. Austin																			
<b>TOTAL</b>								<b>TOTAL</b>								<b>TOTAL +</b>																			
								<b>W</b>				<b>L</b>				<b>Pct</b>				<b>W-L</b>				<b>A</b>				<b>N</b>				<b>OT</b>			
								<b>W-L</b>				<b>W-L</b>				<b>W-L</b>				<b>W-L</b>				<b>W-L</b>											
<b>MID-EASTERN</b>								<b>PACIFIC-12</b>								<b>SOUTHWESTERN</b>																			
<b>ATHLETIC</b>								Arizona								Alabama A&M																			
Bethune Cookman								Arizona St.								Alabama State																			
Coppin State								California +								Alcorn State																			
Delaware State								Colorado								Arkansas-Pine Bluff +																			
Florida A&M								Oregon								Grambling																			
Hampton								Oregon State								Jackson State																			
Howard								Southern California								Mississippi Valley State																			
Maryland Eastern Shore								Stanford								Prairie View A&M																			
Morgan State								UCLA								Southern																			
Norfolk State								Utah								Texas Southern																			
North Carolina A&T								Washington								<b>TOTAL +</b>																			
North Carolina Central								Washington State																											
Savannah State								<b>TOTAL +</b>																											
South Carolina State																																			
<b>TOTAL</b>																																			
								<b>W</b>				<b>L</b>				<b>Pct</b>				<b>W-L</b>				<b>A</b>				<b>N</b>				<b>OT</b>			
								<b>W-L</b>				<b>W-L</b>				<b>W-L</b>				<b>W-L</b>				<b>W-L</b>											
<b>MISSOURI VALLEY</b>								<b>PATRIOT LEAGUE</b>								<b>SUN BELT</b>																			
Bradley								American								Appalachian St.																			
Drake								Army								Arkansas State																			
Evansville								Boston U.								Arkansas-Little Rock																			
Illinois State								Bucknell								Georgia Southern																			
Indiana State								Colgate								Georgia State																			
Loyola (Ill.)								Holy Cross								Louisiana-Lafayette																			
Missouri State								Lafayette								Louisiana-Monroe																			
Northern Iowa								Lehigh								South Alabama																			
Southern Illinois								Loyola (Md.)								Texas-Arlington																			
Wichita State								Navy								Texas State +																			
<b>TOTAL</b>								<b>TOTAL</b>								<b>TOTAL +</b>																			
								<b>W</b>				<b>L</b>				<b>Pct</b>				<b>W-L</b>				<b>A</b>				<b>N</b>				<b>OT</b>			
								<b>W-L</b>				<b>W-L</b>				<b>W-L</b>				<b>W-L</b>				<b>W-L</b>											
<b>MOUNTAIN WEST</b>								<b>SOUTHEASTERN</b>								<b>WEST COAST</b>																			
Air Force								Alabama								Brigham Young (BYU)																			
Boise State								Arkansas								Gonzaga																			
Colorado St.								Auburn								Loyola Marymount																			
Fresno State								Florida								Pacific																			
Nevada								Georgia								Pepperdine																			
New Mexico								Kentucky								Portland																			
San Diego State								LSU +								St. Mary's (Calif.)																			
San Jose State								Mississippi								San Diego																			
UNLV								Mississippi State								San Francisco																			
Utah State								Missouri								Santa Clara																			
Wyoming +								South Carolina								<b>TOTAL</b>																			
<b>TOTAL +</b>								Tennessee																											
								<b>W</b>				<b>L</b>				<b>Pct</b>				<b>W-L</b>				<b>A</b>				<b>N</b>				<b>OT</b>			
								<b>W-L</b>				<b>W-L</b>				<b>W-L</b>				<b>W-L</b>				<b>W-L</b>											

TOTAL				H	A	N	OT
WESTERN ATHLETIC W	L	Pct	W-L	W-L	W-L	W-L	W-L
Cal State - Bakersfield	1	0	1.000	1-0	0-0	0-0	0-0
Chicago St.	1	0	1.000	1-0	0-0	0-0	0-0
Grand Canyon							
Idaho	1	0	1.000	1-0	0-0	0-0	0-0
New Mexico State	3	0	1.000	2-0	1-0	0-0	0-0
Seattle	2	0	1.000	2-0	0-0	0-0	0-0
Texas-Pan American +	6	1	.857	3-1	1-0	2-0	0-0
UMKC							
Utah Valley State							
<b>TOTAL +</b>	<b>13</b>	<b>1</b>	<b>.929</b>	<b>9-1</b>	<b>2-0</b>	<b>2-0</b>	<b>0-0</b>

TOTAL				H	A	N	OT
OTHER OPPONENTS W	L	Pct	W-L	W-L	W-L	W-L	W-L
Alaska-Anchorage	0	1	.000	0-0	0-0	0-1	0-0
Angelo State	1	0	1.000	1-0	0-0	0-0	0-0
Austin College	14	1	.933	9-0	5-1	0-0	0-0
Centenary	11	3	.786	7-3	3-0	1-0	0-0
CCNY	1	1	.500	0-0	1-1	0-0	0-0
Chaminade	1	1	.500	0-0	1-0	0-1	0-0
Dallas, Univ. of	2	0	1.000	1-0	1-0	0-0	0-0
Dallas Baptist	5	0	1.000	5-0	0-0	0-0	0-0
Dallas Christian	2	0	1.000	2-0	0-0	0-0	0-0
Florida Southern	1	0	1.000	1-0	0-0	0-0	0-0
Gettysburg	1	0	1.000	0-0	1-0	0-0	0-0
Hamline	1	0	1.000	1-0	0-0	0-0	0-0
Hardin-Simmons	13	4	.765	12-1	0-3	1-0	0-0
Howard Payne	0	1	.000	0-1	0-0	0-0	0-0
Huston-Tillotson	1	0	1.000	1-0	0-0	0-0	0-0
Malone	1	0	1.000	1-0	0-0	0-0	0-0
McMurry	5	0	1.000	4-0	1-0	0-0	0-0
Midwestern State	2	0	1.000	2-0	0-0	0-0	0-0
Morris Brown	1	0	1.000	1-0	0-0	0-0	0-0
New York University	0	1	.000	0-0	0-1	0-0	0-0
Occidental	1	0	1.000	0-0	1-0	0-0	0-0
Oklahoma City	20	18	.526	12-6	7-12	1-0	0-1
Paul Quinn College	2	0	1.000	2-0	0-0	0-0	0-0
Puerto Rico-Mayaguez	1	0	1.000	0-0	0-0	1-0	0-0
St. Edward's	1	0	1.000	1-0	0-0	0-0	0-0
Southwestern	10	6	.625	7-2	2-4	1-0	0-0
Texas College	1	0	1.000	1-0	0-0	0-0	0-0
Texas A&I	1	0	1.000	1-0	0-0	0-0	0-0
TX A&M -Commerce	17	2	.895	11-2	6-0	0-0	0-0
TX A&M - International	1	0	1.000	1-0	0-0	0-0	0-0
Texas Lutheran	2	0	1.000	2-0	0-0	0-0	0-0
Texas - Tyler	1	0	1.000	1-0	0-0	0-0	0-0
Texas Wesleyan	10	1	.909	9-1	0-0	1-0	1-0
Trinity	4	0	1.000	4-0	0-0	0-0	0-0
U.S. International	1	0	1.000	1-0	0-0	0-0	0-0
Wayland Baptist	1	0	1.000	1-0	0-0	0-0	0-0
West Texas State	1	1	.500	0-0	0-0	1-1	0-0
<b>Total</b>	<b>138</b>	<b>41</b>	<b>.771</b>	<b>102-16</b>	<b>29-22</b>	<b>7-3</b>	<b>1-1</b>

SOUTHWEST CONFERENCE (league games)							
TOTAL				H	A	N	OT
W	L	Pct	W-L	W-L	W-L	W-L	W-L
Arkansas	52	84	.382	33-33	18-50	1-1	1-2
Baylor	90	73	.552	53-29	37-44	0-0	4-2
Houston	14	28	.333	9-12	5-16	0-0	2-1
Oklahoma State	3	8	.273	2-3	1-5	0-0	0-0
Rice	94	58	.618	57-19	37-39	0-0	4-4
Texas	65	96	.404	40-40	25-56	0-0	6-1
Texas A&M	85	81	.512	59-24	26-57	0-0	4-1
TCU	84	64	.568	50-24	34-40	0-0	5-1
Texas Tech	34	44	.436	22-16	12-27	0-1	0-2
<b>TOTAL</b>	<b>521</b>	<b>536</b>	<b>.493</b>	<b>325-200</b>	<b>195-334</b>	<b>1-2</b>	<b>26-14</b>

SOUTHWEST CONFERENCE (Chirtsmas Tournament games)							
TOTAL				H	A	N	OT
W	L	Pct	W-L	W-L	W-L	W-L	W-L
Arkansas	7	1	.875	2-0	0-0	5-1	0-0
Baylor	2	0	1.000	0-0	0-0	2-0	0-0
Rice	3	3	.500	1-1	2-1	0-1	1-1
Southern California	1	0	1.000	0-0	0-0	1-0	0-0
Texas	3	1	.750	0-1	0-0	3-0	0-0
Texas A&M	4	1	.800	1-0	0-0	3-1	0-0
TCU	1	2	.333	0-0	0-0	1-2	0-0
Texas Tech	1	1	.500	0-0	0-0	1-1	0-1
<b>TOTAL</b>	<b>22</b>	<b>9</b>	<b>.710</b>	<b>4-2</b>	<b>2-1</b>	<b>16-6</b>	<b>1-2</b>

SOUTHWEST CONFERENCE (Playoff games)							
TOTAL				H	A	N	OT
W	L	Pct	W-L	W-L	W-L	W-L	W-L
Arkansas	0	1	.000	0-0	0-0	0-1	0-0
Texas	1	1	.500	0-0	0-0	1-1	0-1
Texas Tech	0	1	.000	0-0	0-0	0-1	0-0
<b>TOTAL</b>	<b>1</b>	<b>3</b>	<b>.250</b>	<b>0-0</b>	<b>0-0</b>	<b>1-3</b>	<b>0-1</b>

SOUTHWEST CONFERENCE (postseason tournament games)							
TOTAL				H	A	N	OT
W	L	Pct	W-L	W-L	W-L	W-L	W-L
Arkansas	0	4	.000	0-1	0-0	0-3	0-0
Baylor	3	1	.750	0-0	1-0	2-1	0-0
Houston	4	3	.571	0-0	0-1	4-2	0-0
Texas	2	3	.400	1-0	0-0	1-3	0-0
Texas A&M	0	3	.000	0-0	0-1	0-2	0-0
TCU	1	2	.333	0-0	0-1	1-1	0-0
Texas Tech	1	4	.200	0-0	0-1	1-3	0-0
<b>TOTAL</b>	<b>11</b>	<b>20</b>	<b>.355</b>	<b>1-1</b>	<b>1-4</b>	<b>9-15</b>	<b>0-0</b>

WESTERN ATHLETIC CONFERENCE (league games)							
TOTAL				H	A	N	OT
W	L	Pct	W-L	W-L	W-L	W-L	W-L
Air Force	4	0	1.000	2-0	2-0	0-0	0-0
Boise State	4	4	.500	2-2	2-2	0-0	0-1
Brigham Young	2	0	1.000	1-0	1-0	0-0	0-0
Colorado State	1	1	.500	1-0	0-1	0-0	0-0
Fresno State	3	11	.214	2-5	1-6	0-0	0-1
Hawaii	5	9	.357	4-3	1-6	0-0	0-0
Louisiana Tech	3	5	.375	2-2	1-3	0-0	0-1
Nevada	6	4	.600	4-1	2-3	0-0	2-0
New Mexico	0	2	.000	0-1	0-1	0-0	0-0
Rice	11	7	.611	6-3	5-4	0-0	0-3
San Diego State	2	0	1.000	1-0	1-0	0-0	1-0
San Jose State	12	2	.857	7-0	5-2	0-0	0-0
TCU	1	9	.100	0-5	1-4	0-0	0-0
Tulsa	6	12	.333	3-6	3-6	0-0	3-1
UNLV	2	0	1.000	1-0	1-0	0-0	0-0
Utah	0	2	.000	0-1	0-1	0-0	0-0
UTEP	9	5	.643	5-2	4-3	0-0	0-0
Wyoming	1	1	.500	1-0	0-1	0-0	0-0
<b>TOTAL</b>	<b>72</b>	<b>74</b>	<b>.493</b>	<b>42-31</b>	<b>30-43</b>	<b>0-0</b>	<b>6-7</b>

WESTERN ATHLETIC CONFERENCE (tournament games)							
TOTAL				H	A	N	OT
W	L	Pct	W-L	W-L	W-L	W-L	W-L
Boise State	1	0	1.000	0-0	0-0	1-0	0-0
Colorado State	2	0	1.000	0-0	0-0	2-0	0-0
Hawaii	0	1	.000	0-0	0-0	0-1	0-0
Nevada	0	3	.000	0-0	0-0	0-3	0-0
New Mexico	0	1	.000	0-0	0-0	0-1	0-0
Rice	0	1	.000	0-0	0-0	0-1	0-0
TCU	0	1	.000	0-0	0-0	0-1	0-0
Tulsa	1	0	1.000	0-0	0-0	1-0	0-0
UNLV	1	0	1.000	0-0	1-0	0-0	0-0
Utah	0	1	.000	0-0	0-0	0-1	0-0
UTEP	1	1	.500	0-0	0-0	1-1	0-0
<b>TOTAL</b>	<b>6</b>	<b>9</b>	<b>.400</b>	<b>0-0</b>	<b>1-0</b>	<b>5-9</b>	<b>0-0</b>

CONFERENCE USA (league games)							
TOTAL				H	A	N	OT
W	L	Pct	W-L	W-L	W-L	W-L	W-L
East Carolina	4	4	.500	2-2	2-2	0-0	1-0
Houston	3	12	.200	2-5	1-7	0-0	0-1
Marshall	1	7	.125	0-4	1-3	0-0	0-1
Memphis	2	10	.167	2-4	0-6	0-0	0-0
Rice	10	6	.625	6-2	4-4	0-0	2-0
Southern Miss	3	5	.375	3-2	0-3	0-0	0-0
Tulane	6	5	.545	5-0	1-5	0-0	0-0
Tulsa	3	13	.188	0-8	3-5	0-0	0-0
UAB	1	7	.125	0-4	1-3	0-0	0-0
UCF	3	5	.375	3-1	0-4	0-0	0-0
UTEP	2	14	.125	2-6	0-8	0-0	0-2
<b>TOTAL</b>	<b>38</b>	<b>88</b>	<b>.302</b>	<b>25-38</b>	<b>13-50</b>	<b>0-0</b>	<b>3-4</b>

CONFERENCE USA (tournament games)							
TOTAL				H	A	N	OT
W	L	Pct	W-L	W-L	W-L	W-L	W-L
Houston	0	1	.000	0-0	0-0	0-1	0-0
Marshall	0	1	.000	0-0	0-0	0-1	0-0
Rice	1	1	.500	0-0	0-0	1-1	0-0
UAB	0	2	.000	0-0	0-0	0-2	0-0
Southern Miss	0	1	.000	0-0	0-0	0-1	0-0
UCF	0	1	.000	0-0	0-0	0-1	0-0
UTEP	0	1	.000	0-0	0-0	0-1	0-0
<b>TOTAL</b>	<b>1</b>	<b>8</b>	<b>.111</b>	<b>0-0</b>	<b>0-0</b>	<b>1-8</b>	<b>0-0</b>

AMERICAN ATHLETIC CONFERENCE (league games)							
TOTAL				H	A		



1952-53			SWC			Overall		
W	L	Pct	W	L	Pct	W	L	Pct
TCU	9	3 .750	16	8 .667				
Rice	8	4 .667	16	6 .727				
Texas	8	4 .667	12	9 .571				
Baylor	6	6 .500	10	11 .476				
Arkansas	4	8 .333	10	11 .476				
<b>SMU</b>	<b>4</b>	<b>8 .333</b>	<b>8</b>	<b>12 .400</b>				
Texas A&M	3	9 .250	6	15 .286				

1953-54			SWC			Overall		
W	L	Pct	W	L	Pct	W	L	Pct
Rice	9	3 .750	23	5 .821				
Texas	9	3 .750	16	9 .640				
Arkansas	6	6 .500	13	9 .591				
Baylor	6	6 .500	12	11 .522				
<b>SMU</b>	<b>6</b>	<b>6 .500</b>	<b>13</b>	<b>9 .591</b>				
TCU	5	7 .417	10	14 .417				
Texas A&M	1	11 .083	2	20 .091				

1954-55			SWC			Overall		
W	L	Pct	W	L	Pct	W	L	Pct
<b>SMU</b>	<b>9</b>	<b>3 .750</b>	<b>15</b>	<b>11 .577</b>				
Arkansas	8	4 .667	14	9 .609				
TCU	8	4 .667	17	7 .708				
Baylor	7	5 .583	13	11 .542				
Rice	6	6 .500	10	13 .435				
Texas	3	9 .250	4	20 .167				
Texas A&M	1	11 .083	4	20 .167				

1955-56			SWC			Overall		
W	L	Pct	W	L	Pct	W	L	Pct
<b>SMU</b>	<b>12</b>	<b>0 .000</b>	<b>26</b>	<b>4 .867</b>				
Arkansas	9	3 .750	11	12 .478				
Rice	8	4 .667	19	5 .792				
Texas	5	7 .417	12	12 .500				
Texas A&M	3	9 .250	6	18 .250				
Baylor	3	9 .250	6	17 .261				
TCU	2	10 .167	4	20 .167				

1956-57			SWC			Overall		
W	L	Pct	W	L	Pct	W	L	Pct
<b>SMU</b>	<b>11</b>	<b>1 .917</b>	<b>22</b>	<b>4 .846</b>				
Rice	8	4 .667	16	8 .667				
Baylor	6	6 .500	9	15 .375				
TCU	6	6 .500	14	10 .583				
Arkansas	5	7 .417	11	12 .478				
Texas A&M	3	9 .250	7	17 .292				
Texas	3	9 .250	11	13 .458				

1957-58			SWC			Overall		
W	L	Pct	W	L	Pct	W	L	Pct
Arkansas	9	5 .643	17	10 .630				
<b>SMU</b>	<b>9</b>	<b>5 .643</b>	<b>15</b>	<b>10 .600</b>				
TCU	8	6 .571	17	7 .708				
Texas Tech	8	6 .571	15	8 .652				
Texas A&M	7	7 .500	11	13 .458				
Rice	7	7 .500	13	11 .542				
Texas	5	9 .357	10	13 .435				
Baylor	3	11 .214	5	19 .208				

1958-59			SWC			Overall		
W	L	Pct	W	L	Pct	W	L	Pct
TCU	12	2 .857	20	6 .769				
<b>SMU</b>	<b>10</b>	<b>4 .714</b>	<b>16</b>	<b>8 .667</b>				
Texas Tech	8	6 .571	15	9 .625				
Baylor	7	7 .500	11	13 .458				
Texas A&M	6	8 .429	15	9 .625				
Arkansas	6	8 .429	9	14 .391				
Rice	5	9 .357	11	13 .458				
Texas	2	12 .143	4	20 .167				

1959-60			SWC			Overall		
W	L	Pct	W	L	Pct	W	L	Pct
Texas	11	3 .786	18	8 .692				
Texas A&M	10	4 .714	19	5 .792				
<b>SMU</b>	<b>10</b>	<b>4 .714</b>	<b>17</b>	<b>7 .708</b>				
Arkansas	7	7 .500	12	11 .522				
Texas Tech	7	7 .500	10	14 .417				
Baylor	6	8 .429	12	12 .500				
TCU	4	10 .286	7	17 .292				
Rice	1	13 .071	4	20 .167				

1960-61			SWC			Overall		
W	L	Pct	W	L	Pct	W	L	Pct
Texas Tech	11	3 .786	15	10 .600				
Texas A&M	10	4 .714	16	8 .667				
Arkansas	9	5 .643	16	7 .696				
Texas	8	6 .571	14	10 .583				
Rice	7	7 .500	11	12 .478				
<b>SMU</b>	<b>6</b>	<b>8 .429</b>	<b>12</b>	<b>12 .500</b>				
TCU	3	11 .214	5	19 .208				
Baylor	2	12 .143	4	20 .167				

1961-62			SWC			Overall		
W	L	Pct	W	L	Pct	W	L	Pct
<b>SMU</b>	<b>11</b>	<b>3 .786</b>	<b>18</b>	<b>7 .720</b>				
Texas Tech	11	3 .786	19	8 .704				
Texas A&M	9	5 .643	15	9 .625				
Texas	8	6 .571	16	8 .667				
Rice	7	7 .500	12	11 .522				
Arkansas	5	9 .357	14	10 .583				
TCU	4	10 .286	5	19 .208				
Baylor	1	13 .071	4	20 .167				

1962-63			SWC			Overall		
W	L	Pct	W	L	Pct	W	L	Pct
Texas	13	1 .929	20	7 .741				
Texas A&M	9	5 .643	16	8 .667				
Rice	9	5 .643	12	11 .522				
Arkansas	8	6 .571	13	11 .542				
<b>SMU</b>	<b>6</b>	<b>8 .429</b>	<b>12</b>	<b>12 .500</b>				
Texas Tech	6	8 .429	6	17 .261				
Baylor	4	10 .286	7	17 .292				
TCU	1	13 .071	4	20 .167				

1963-64			SWC			Overall		
W	L	Pct	W	L	Pct	W	L	Pct
Texas A&M	13	1 .929	18	7 .720				
Texas Tech	11	3 .786	16	7 .696				
Rice	8	6 .571	15	9 .625				
Texas	8	6 .571	15	9 .625				
<b>SMU</b>	<b>8</b>	<b>6 .571</b>	<b>12</b>	<b>12 .500</b>				
Arkansas	6	8 .429	9	14 .391				
Baylor	2	12 .143	7	17 .292				
TCU	0	14 .000	4	20 .167				

1964-65			SWC			Overall		
W	L	Pct	W	L	Pct	W	L	Pct
<b>SMU</b>	<b>10</b>	<b>4 .714</b>	<b>17</b>	<b>10 .630</b>				
Texas	10	4 .714	16	9 .640				
Texas A&M	8	6 .571	15	9 .625				
Texas A&M	7	7 .500	14	10 .583				
Arkansas	5	9 .357	9	14 .391				
TCU	3	11 .214	6	18 .250				
Rice	1	13 .071	2	22 .083				
Texas Tech*	12	2 .857	17	6 .739				

1965-66			SWC			Overall		
W	L	Pct	W	L	Pct	W	L	Pct
<b>SMU</b>	<b>11</b>	<b>3 .786</b>	<b>17</b>	<b>9 .654</b>				
Texas A&M	10	4 .714	15	9 .625				
Texas Tech	8	6 .571	13	11 .542				
Texas	7	7 .500	12	12 .500				
Arkansas	7	7 .500	13	10 .565				
Baylor	6	8 .429	8	16 .333				
TCU	6	8 .429	8	16 .333				
Rice	1	13 .071	1	22 .043				

1966-67			SWC			Overall		
W	L	Pct	W	L	Pct	W	L	Pct
<b>SMU</b>	<b>12</b>	<b>2 .857</b>	<b>20</b>	<b>6 .769</b>				
TCU	8	6 .571	11	14 .440				
Baylor	8	6 .571	14	10 .583				
Texas	8	6 .571	14	10 .583				
Texas Tech	7	7 .500	9	15 .375				
Texas A&M	5	9 .357	6	18 .250				
Rice	4	10 .286	7	17 .292				
Arkansas	4	10 .286	6	17 .261				

1967-68			SWC			Overall		
W	L	Pct	W	L	Pct	W	L	Pct
TCU	9	5 .643	15	11 .577				
Baylor	8	6 .571	15	9 .625				
Texas A&M	8	6 .571	14	10 .583				
Texas	8	6 .571	11	13 .458				
Arkansas	7	7 .500	10	14 .417				
Rice	6	8 .429	8	16 .333				
Texas Tech	5	9 .357	10	14 .417				
<b>SMU</b>	<b>5</b>	<b>9 .357</b>	<b>6</b>	<b>18 .250</b>				

1968-69			SWC			Overall		
W	L	Pct	W	L	Pct	W	L	Pct
Texas A&M	12	2 .857	18	9 .667				
Baylor	10	4 .714	18	6 .750				
<b>SMU</b>	<b>8</b>	<b>6 .571</b>	<b>12</b>	<b>12 .500</b>				
Texas Tech	6	8 .429	11	13 .458				
Rice	6	8 .429	10	14 .417				
Texas	5	9 .357	9	15 .375				
TCU	5	9 .357	12	12 .500				
Arkansas	4	10 .286	10	14 .417				

1969-70			SWC			Overall		
W	L	Pct	W	L	Pct	W	L	Pct
Rice	10	4 .714	14	11 .560				
Texas A&M	9	5 .643	14	10 .583				
Baylor	8	6 .571	15	9 .625				
Texas Tech	8	6 .571	14	10 .583				
TCU	8	6 .571	10	14 .417				
Texas	6	8 .429	11	13 .458				
<b>SMU</b>	<b>4</b>	<b>10 .286</b>	<b>5</b>	<b>19 .208</b>				
Arkansas	3	11 .214	5	19 .208				

1970-71			SWC			Overall		
W	L	Pct	W	L	Pct	W	L	Pct
TCU	11	3 .786	15	12 .556				
Baylor	10	4 .714	18	8 .692				
Texas Tech	9	5 .643	16	10 .615				
<b>SMU</b>	<b>8</b>	<b>6 .571</b>	<b>16</b>	<b>10 .615</b>				
Rice	6	8 .429	14	12 .538				
Texas	6	8 .429	12	12 .500				
Texas A&M	5	9 .357	9	17 .346				
Arkansas	1	13 .071	5	21 .192				



2002-03					Overall					2009-10					Overall																																																																																																																																																																																																																																																																																																																																																																																																																																																																																																																																																																																																																																																																																																																																																																																																																																																																																																																																																																																																																																																																																																																																																															
WAC		H		A	W		L		Pct	W-L		W-L		N	C-USA		H		A	W		L		Pct	W-L		W-L		N																																																																																																																																																																																																																																																																																																																																																																																																																																																																																																																																																																																																																																																																																																																																																																																																																																																																																																																																																																																																																																																																																																																																																	
W	L	Pct	W-L	W-L	W	L	Pct	W-L	W-L	W-L	W	L	Pct	W-L	W-L	W	L	Pct	W-L	W-L	W	L	Pct	W-L	W-L	W-L	W-L	W-L																																																																																																																																																																																																																																																																																																																																																																																																																																																																																																																																																																																																																																																																																																																																																																																																																																																																																																																																																																																																																																																																																																																																																		
Fresno State	13	5	0.722	8-1	5-4	20	8	0.714	14-1	6-7	0-0	UTEP	15	1	0.938	8-0	7-1	26	7	0.788	15-2	9-2	2-3	Tulsa	12	6	0.667	8-1	4-5	23	10	0.697	14-3	6-6	3-1	Memphis	13	3	0.813	7-1	6-2	24	10	0.706	17-3	7-5	0-2	SMU	11	7	0.611	6-3	5-4	17	13	0.567	10-3	5-9	2-1	UAB	11	5	0.688	5-3	6-2	25	9	0.735	14-4	9-4	2-1	Nevada	11	7	0.611	7-2	4-5	18	14	0.563	11-3	5-11	2-0	Marshall	11	5	0.688	5-3	6-2	24	10	0.706	15-4	8-4	1-2	Rice	11	7	0.611	7-2	4-5	19	10	0.655	13-2	6-7	0-1	Tulsa	10	6	0.625	6-2	4-4	23	12	0.657	18-3	5-7	0-2	Hawaii	9	9	0.500	8-1	1-8	19	12	0.613	15-1	3-11	1-0	Southern Miss	8	8	0.500	5-3	3-5	20	14	0.588	11-3	6-8	3-3	Louisiana Tech	9	9	0.500	6-3	3-6	12	15	0.444	9-4	3-10	0-1	Houston	7	9	0.438	5-3	2-6	19	16	0.543	10-5	4-9	5-2	Boise State	7	11	0.389	5-4	2-7	13	16	0.448	9-7	4-8	0-1	SMU	7	9	0.438	4-4	3-5	14	16	0.467	10-7	4-6	0-3	San Jose State	4	14	0.222	3-6	1-8	7	21	0.250	5-8	2-12	0-1	UCF	6	10	0.375	3-5	3-5	15	17	0.469	9-6	3-9	3-2	UTEP	3	15	0.167	3-6	0-9	6	24	0.200	5-12	0-12	1-0	East Carolina	4	12	0.250	1-7	3-5	10	20	0.333	5-9	4-8	1-3	Tulane																				8	22	0.267	5-10	2-9	1-3	Rice																				8	23	0.258	7-10	1-13	0-0																																																																																																																																																																																																																																																																																																																																																																																																																																																																																																																																																																																																																																																																																																																																																																																																																																																																											
2003-04					Overall					2010-11					Overall																																																																																																																																																																																																																																																																																																																																																																																																																																																																																																																																																																																																																																																																																																																																																																																																																																																																																																																																																																																																																																																																																																																																																															
WAC		H		A	W		L		Pct	W-L		W-L		N	C-USA		H		A	W		L		Pct	W-L		W-L		N																																																																																																																																																																																																																																																																																																																																																																																																																																																																																																																																																																																																																																																																																																																																																																																																																																																																																																																																																																																																																																																																																																																																																	
W	L	Pct	W-L	W-L	W	L	Pct	W-L	W-L	W-L	W	L	Pct	W-L	W-L	W	L	Pct	W-L	W-L	W	L	Pct	W-L	W-L	W-L	W-L	W-L																																																																																																																																																																																																																																																																																																																																																																																																																																																																																																																																																																																																																																																																																																																																																																																																																																																																																																																																																																																																																																																																																																																																																		
Nevada	13	5	0.722	9-0	4-5	25	9	0.735	15-0	5-8	5-1	UAB	12	4	0.750	6-2	6-2	22	9	0.710	13-2	9-5	0-2	UTEP	13	5	0.722	8-1	5-4	24	8	0.750	16-1	6-5	2-2	Tulsa	11	5	0.688	7-1	4-4	19	13	0.594	12-5	4-7	3-1	Boise State	12	6	0.667	7-2	5-4	23	10	0.697	12-4	10-5	1-1	UTEP	11	5	0.688	7-1	4-4	25	10	0.714	19-3	5-6	1-1	Rice	12	6	0.667	8-1	4-5	22	11	0.667	12-3	6-7	4-1	Memphis	10	6	0.625	7-1	3-5	25	10	0.714	17-2	5-6	3-2	Hawaii	11	7	0.611	7-2	4-5	21	12	0.636	14-3	5-7	2-2	Southern Miss	9	7	0.563	6-2	3-5	22	10	0.688	13-2	6-6	3-2	Fresno State	10	8	0.556	5-4	5-4	14	15	0.483	8-9	6-6	0-0	Marshall	9	7	0.563	6-2	3-5	22	12	0.647	14-4	6-8	2-0	Louisiana Tech	8	10	0.444	4-5	4-5	15	15	0.500	8-5	6-9	1-1	SMU	8	8	0.500	5-3	3-5	20	15	0.571	15-7	5-7	0-1	SMU	5	13	0.278	3-6	2-7	12	20	0.310	7-8	5-8	3-2	East Carolina	8	8	0.500	5-3	3-5	18	16	0.529	11-5	4-8	3-3	Tulsa	5	13	0.278	4-5	1-8	9	20	0.310	7-7	2-12	0-1	UCF	6	10	0.375	4-4	2-6	21	12	0.636	15-4	4-7	2-1	San Jose State	1	17	0.056	1-8	0-9	6	23	0.207	4-10	0-12	2-1	Rice	5	11	0.313	2-6	3-5	14	18	0.438	9-7	3-8	2-3	Nevada	16	2	0.889	7-2	9-0	25	7	0.781	13-4	11-2	1-1	Houston	4	12	0.250	3-5	1-7	12	18	0.400	10-6	2-11	0-1	UTEP	14	4	0.778	8-1	6-3	27	8	0.771	16-2	7-4	4-2	Tulane	3	13	0.188	2-6	1-7	13	17	0.433	9-6	4-10	0-1	Rice	12	6	0.667	7-2	5-4	19	12	0.613	13-3	5-8	1-1	Memphis	13	3	0.813	7-1	6-2	26	9	0.743	18-2	7-4	1-3	Fresno State	9	9	0.500	6-3	3-6	16	14	0.533	10-6	5-7	1-1	Southern Miss	11	5	0.688	8-0	3-5	25	9	0.735	15-0	7-6	3-3	Louisiana Tech	9	9	0.500	6-3	3-6	14	15	0.483	8-4	5-9	1-2	Tulsa	10	6	0.625	6-2	4-4	17	14	0.548	10-5	6-6	1-3	SMU	9	9	0.500	6-3	3-6	14	14	0.500	10-4	4-9	0-1	UCF	10	6	0.625	7-1	3-5	22	11	0.667	16-1	3-9	3-1	Hawaii	7	11	0.389	6-3	1-8	16	13	0.552	13-4	2-8	1-1	UAB	9	7	0.563	4-4	5-3	15	16	0.484	8-7	6-8	1-1	Boise State	6	12	0.333	5-4	1-8	16	18	0.471	11-7	3-10	2-1	Marshall	9	7	0.563	6-2	3-5	21	14	0.600	13-4	5-9	3-1	Tulsa	5	13	0.278	5-4	0-9	9	20	0.310	8-8	1-10	0-2	Rice	8	8	0.500	4-4	4-4	19	16	0.543	12-6	7-7	0-3	San Jose State	3	15	0.167	3-6	0-9	6	23	0.207	5-9	1-13	0-1	UTEP	7	9	0.438	6-2	1-7	15	17	0.469	11-5	1-11	3-1	Memphis	13	1	0.929	7-0	6-1	33	4	0.892	19-1	10-1	4-2	Houston	7	9	0.438	6-2	1-7	15	15	0.500	13-5	2-8	0-2	UAB	12	2	0.857	7-0	5-2	24	7	0.774	14-1	7-5	3-1	East Carolina	5	11	0.313	3-5	2-6	15	16	0.484	10-7	3-8	2-1	UTEP	11	3	0.786	7-0	4-3	21	10	0.677	15-2	5-7	1-1	SMU	4	12	0.250	3-5	1-7	13	19	0.406	9-6	3-9	1-4	Houston	9	5	0.643	6-1	3-4	21	10	0.677	13-2	7-8	1-0	Tulane	3	13	0.188	3-5	0-8	15	16	0.484	12-5	2-10	1-1	UCF	7	7	0.500	4-3	3-4	14	15	0.483	10-5	3-7	1-3	Memphis	16	0	1.000	8-0	8-0	31	5	0.861	17-1	9-1	5-3	Tulsa	6	8	0.429	5-2	1-6	11	17	0.393	8-5	3-11	0-1	Southern Miss	12	4	0.750	7-1	5-3	27	10	0.730	14-2	9-7	4-1	Rice	6	8	0.429	3-4	3-4	12	16	0.429	9-5	3-7	0-4	UTEP	10	6	0.625	6-2	4-4	18	14	0.563	13-3	4-7	1-4	Tulane	6	8	0.429	4-3	2-5	12	17	0.414	9-4	2-11	1-2	UCF	9	7	0.563	6-2	3-5	20	11	0.645	15-5	5-6	0-0	Marshall	5	9	0.357	4-3	1-6	12	16	0.429	7-6	3-8	2-2	East Carolina	9	7	0.563	5-3	4-4	23	12	0.657	17-4	6-7	0-1	SMU	4	10	0.286	3-4	1-6	13	16	0.448	9-6	3-9	1-1	Tulsa	8	8	0.500	4-4	4-4	17	16	0.515	9-5	6-8	2-3	Southern Miss	3	11	0.214	3-4	0-7	10	21	0.323	8-8	0-10	2-3	Houston	7	9	0.438	5-3	2-6	20	13	0.606	14-4	5-8	1-1	East Carolina	2	12	0.143	2-5	0-7	8	20	0.286	7-8	1-11	0-1	UAB	7	9	0.438	4-4	3-5	16	17	0.485	11-4	4-10	1-3	Memphis	16	0	1.000	8-0	8-0	33	4	0.892	19-0	9-2	5-2	Tulane	6	10	0.375	4-4	2-6	20	15	0.571	15-4	3-10	2-1	UCF	11	5	0.688	7-1	4-4	22	9	0.710	15-1	5-6	2-2	Marshall	7	9	0.438	4-4	3-5	16	17	0.485	11-5	1-11	1-3	Houston	10	6	0.625	7-1	3-5	18	15	0.545	11-3	4-10	3-2	Tulsa	6	10	0.375	4-4	2-6	20	15	0.571	15-4	3-10	2-1	Tulane	9	7	0.563	5-3	4-4	17	13	0.567	11-4	5-8	1-1	UAB	7	9	0.438	4-4	3-5	16	17	0.485	11-4	4-10	1-3	Tulsa	9	7	0.563	5-3	4-4	20	11	0.645	15-3	4-6	1-2	Tulane	6	10	0.375	4-4	2-6	20	15	0.571	15-4	3-10	2-1	Southern Miss	9	7	0.563	6-2	3-5	20	11	0.645	16-2	3-7	1-2	Marshall	6	10	0.375	5-3	1-7	13	19	0.406	11-5	1-11	1-3	Rice	8	8	0.500	6-2	2-6	16	16	0.500	10-5	2-8	4-3	SMU	5	11	0.313	2-6	3-5	15	17	0.469	7-7	6-7	2-3	Marshall	7	9	0.438	5-3	2-6	13	19	0.406	9-5	3-10	1-4	Rice	1	15	0.063	1-7	0-8	5	26	0.161	5-11	0-11	0-4	UAB	7	9	0.438	4-4	3-5	15	16	0.484	9-4	5-9	1-3	Memphis	15	3	0.833	8-1	7-2	27	7	0.794	18-1	7-3	2-3	UTEP	6	10	0.375	5-3	1-7	14	17	0.452	11-7	1-9	2-1	Louisville	15	3	0.833	7-2	8-1	31	6	0.838	16-2	9-2	6-2	SMU	3	13	0.188	2-6	1-7	14	17	0.452	9-7	3-9	2-1	SMU +	12	6	0.667	8-1	4-5	27	10	0.730	18-1	6-6	3-3	East Carolina	1	15	0.063	1-7	0-8	6	24	0.200	5-9	1-14	0-1	Connecticut	12	6	0.667	7-2	5-4	32	8	0.800	15-3	7-4	10-1	Memphis	16	0	1.000	8-0	8-0	33	4	0.892	19-0	9-2	5-2	Memphis	12	6	0.667	7-2	5-4	24	10	0.706	15-3	5-5	4-2	UCF	11	5	0.688	7-1	4-4	22	9	0.710	15-1	5-6	2-2	Houston	8	10	0.444	6-3	2-7	17	16	0.515	12-4	3-9	2-3	Houston	10	6	0.625	7-1	3-5	18	15	0.545	11-3	4-10	3-2	Rutgers	5	13	0.278	4-5	1-8	12	21	0.364	10-10	1-10	1-1	Tulane	9	7	0.563	5-3	4-4	

## Conference Champions and Postseason Teams

### Conference Champions

1916-17 TIAA  
 1934-35 SWC - Tri (Arkansas & Rice)  
 1936-37 SWC  
 1954-55 SWC  
 1955-56 SWC  
 1956-57 SWC  
 1957-58 SWC - Co (Arkansas)  
 1961-62 SWC - Co (Texas Tech)  
 1964-65 SWC - Co (Texas)  
 1965-66 SWC  
 1966-67 SWC  
 1971-72 SWC - Co (Texas)  
 1987-88 SWC  
 1992-93 SWC  
 2014-15 American

### Conference Tournament Champs

1987-88 SWC  
 2014-15 American

### SWC Christmas Tournament Champions

1952-53  
 1955-56  
 1956-57

### NCAA Tournament

1954-55 - Regional Semifinal  
 1955-56 - Final Four  
 1956-57 - Regional Semifinal  
 1964-65 - Regional Semifinal  
 1965-66 - Regional Semifinal  
 1666-67 - Regional Final  
 1983-84 - Second Round (32)  
 1984-85 - Second Round (32)  
 1987-88 - Second Round (32)  
 1992-93 - First Round (64)  
 2014-15 - Second Round (64)

### NIT - National Invitation Tournament

1985-86 - 1st Round (32)  
 1999-00 - 1st Round (32)

2013-14 - Final

### CIT - CollegenInsider.com Tournament

2010-11 - Semifinal  
 Collegiate Commissioners Association Invitational  
 1973-74 - 1st Round




**1936-37 SWC Champions** Record: 13-8, 10-2 SWC  
**Head Coach: Jimmie W. St. Clair** Captain: Bill Blanton  
 Ray "Pete" Acker, Billy Dewell, J.D. "Lightning" Norton, Charlie Sprague,  
 Jimmie W. St. Clair (Head Coach), Samuel Fry (Manager).  
**Not Pictured:** Bill "Chico" Blanton, Keith Ranspot.



**1954-55 SWC Champions & NCAA Tournament (Regional Semifinal)**  
 Record: 15-11, 9-3 SWC

**Head Coach: Doc Hayes** Captain: Art Barnes  
**Front Row:** Bob Prewitt (Asst. Coach), Doc Hayes (Head Coach), Art Barnes,  
 Jim Krebs, Nelson Alexander. **Back Row:** Bob Clayton, Joel Krog, Ron Morris,  
 Tom Miller, Carl Scharffenberger, George "Pepper" Lee, Bobby Mills, Bob  
 McGregor, Larry Showalter. **Not Pictured:** Oscar Furlong.



**1916-17 TIAA Champions** Record: 12-2, 4-1 TIAA  
**Head Coach: Dale Morrison** Captain: Marvin Hilburn  
**Front Row:** Joe Moose, Marvin Hilburn, Anton Deschner.  
**Middle Row:** Gervais Strong, Earle Edmondson, West,  
 Dale Morrison (Head Coach).  
**Back Row:** Clyde Roddy, Alva McKnight, Virgil "Lefty" Ford, Leon Cooper.



**1934-35 SWC Tri-Champions** Record: 14-3, 9-3 SWC **Head Coach:**  
**Jimmie W. St. Clair** Captain: Forrest "Whitey" Baccus **Front Row:**  
 Brock Hopkins (Manager), Maurice Orr, Forrest "Whitey" Baccus, Hugh  
 "Curly" Haren, Mitch Gilbert, Foye "Smokey" Zachary, Bill Tipton.  
**Back Row:** Harrel Delafield, Goodwin Bray, Truman Spain, Clyde Carter,  
 Elmo Bellamy, Paul Briggs, Clifton Wilhite,  
 Jimmie W. St. Clair (Head Coach).



**1955-56 SWC Champions & NCAA Tournament (Final Four)**  
 Record: 26-4, 12-0 SWC **Head Coach: Doc Hayes** Captain: Joel Krog  
**Front Row:** Bobby Mills, Rick Herrscher, Joel Krog, Doc Hayes (Head Coach),  
 Jim Krebs, Larry Showalter, Bob Prewitt (Assistant Coach)  
**Second Row:** Willis Tate (SMU President), Bill Eldridge, George "Pepper" Lee,  
 Ronnie Morris, Herschel O'Kelly, Carl Scharffenberger, Bob McGregor, Tom Miller  
**Back Row:** Charles Logan (Manager), K. Smith (Manager).  
**Not Pictured:** Oscar Furlong, Wayne Rudy (Trainer)



**1956-57 SWC Champions & NCAA Tournament (Regional Semifinal)**  
**Record: 22-4, 11-1 SWC Head Coach: Doc Hayes Captain: Bobby Mills**  
**Front Row:** Bob McGregor, Larry Showalter, Jim Krebs, Doc Hayes (Head Coach), Bobby Mills, Rick Herrscher, Bob Prewitt (Assistant Coach)  
**Back Row:** Albo Brown, Herschell O'Kelley, Bob Knapo, Bob Buddendorf, Bill Eldridge, Ned Duncan, Ellis Minton, Ben Smith (Manager)  
**Not Pictured:** Wayne Rudy (Trainer)



**1964-65 SWC Co-Champions & NCAA Tournament (Regional Semifinal)**  
**Record: 17-10, 10-4 SWC Head Coach: Doc Hayes Captain: Gene Elmore**  
**Front Row:** Carroll Hooser, Jim Smith, Bob Prewitt (Asst. Coach), Doc Hayes (Head Coach), Charles Beasley, Mike Marsh. **Middle Row:** Russ Manning (Manager), Bill Ward, Bob Begert. **Back Row:** Bob Jones, Hank Wendorf, Bobby Carpenter, Denny Holman, John Ramsay. **Not Pictured:** Eddie Lane (Trainer)



**1957-58 SWC Co-Champions Record: 15-10, 9-5 SWC**  
**Head Coach: Doc Hayes Captains: Rick Herrscher & Max Williams**  
**Front Row:** Bob Prewitt (Assistant Coach), Max Williams, Ned Duncan, Bobby James, Doc Hayes (Head Coach), Rick Herrscher, Wilbur Marsh, Kim Nash  
**Back Row:** Albert Brown, Bobby Elder, Bill Eldridge, Herschel O'Kelley, Ellis Minton, Carter Creech, Jake Hinrichsen (Manager), John Engelmann  
**Not Pictured:** Wayne Rudy (Trainer)



**1965-66 SWC Champions & NCAA Tournament (Regional Semifinal)**  
**Record: 17-9, 11-3 SWC Head Coach: Doc Hayes Captain: Carroll Hooser**  
**Front Row:** Bob Prewitt (Asst. Coach), Carroll Hooser, Doc Hayes (Head Coach), Bob Begert, John Higginbotham, Mike Harvey, John Rainey (Trainer).  
**Middle Row:** Larry Bender (Manager), Charles Beasley, John Ramsay, Charles Rocky Saxbe (Manager). **Back Row:** Bill Rainer, Denny Holman, Stan Slaughter, Bob Jones, Roby Morris. **Not Pictured:** Eddie Lane (Trainer)



**1961-62 SWC Co-Champions Record: 18-7, 11-3 SWC**  
**Head Coach: Doc Hayes Captain: Jim Hammond**  
**Front Row:** Bill Smith, Bob Davis, Tommy Borders, James Thompson, Jim Brockman, Frank Bumstead, Dave Somerville. **Back Row:** Bob Prewitt (Asst. Coach), Jim Hammond, Steve Jordan, Tom Hillary, Mike Marsh, Jan Loudermilk, David Siegmund, Gene Elmore, John Driver, Doc Hayes (Head Coach).  
**Not Pictured:** Eddie Lane (Trainer), Bob Sterchi (Manager)



**1966-67 SWC Champions & NCAA Tournament (Regional Final)**  
**Record: 20-6, 12-2 SWC Head Coach: Doc Hayes Captain: Bob Begert**  
**Front Row:** Bill Rainer, Denny Holman, Bob Prewitt (Asst. Coach), Doc Hayes (Head Coach), Charles Beasley, Bob Jones, John Rainey (Trainer).  
**Middle Row:** Bob Beggert, John Higginbotham, Roy Hohl (Manager).  
**Back Row:** Larry Bender (Manager), Gary Sibley, Bill Voight, Lynn Phillips, Gregh Emrick, Roby Morris.  
**Not Pictured:** Larry Bender (Trainer), Eddie Lane (Trainer)



### 1971-72 SWC Co-Champions Record: 16-11, 10-4 SWC

Head Coach: **Bob Prewitt** Captain: **Bobby Rollings**

**First Row:** Gary Jaffa (Manager), Mike Pinkham (Assistant Coach), Bob Prewitt (Head Coach), Larry Delzell, John Tuszynski, Rick Billik

**Second Row:** David Miller, Jack Trout, Clayton Korver, Rick Fleetwood, Denny Pertle. **Third Row:** Ruben Triplett, Zachary Thiel, Joe Parks (Manager), Marvin Crane (Manager), Neal Kinlund (Assistant Coach), Bobby Rollings.

**Not Pictured:** Eddie Lane (Trainer), Lynn Phillips (Graduate Assistant Coach), Steve Putnam



### 1984-85 NCAA Tournament (Second Round)

Record: 25-8, 12-4 SWC Head Coach: **Dave Bliss**

**Front Row:** Greg Young (Mgr.) Scott Johnson, Glenn Puddy, Terry Thomas, Larry Davis, Dave Bliss (Head Coach), Jon Koncak, Terry Williams, John Briggs, Carl Wright, Charles Bacarisse (Mgr.). **Back Row:** Doug Ash (Asst. Coach), John Underwood (Asst. Coach), Butch Moore, Reginald Pink, Kevin Lewis, Coyle Winborn, Alan Cozart, Johnny Fuller, Glenn Michael, Ronnie Anderson (Volunteer Coach), Paul Graham (Asst. Coach).




### 1973-74 Collegiate Commissioners Association Invitational - Quarterfinal

Record: 15-12, 10-4 SWC Head Coach: **Bob Prewitt**

**Top Row:** Bob Arnold, Richard Billik, Rusty Bourquein, Jeff Cummings, Joe Galindo, Sammy Hervey. **Middle Row:** Michael Holyfield, Pete Lodwick, Bill Marcellus, Jimmy Murphy, Oscar Roan, Luther Robertson.

**Bottom Row:** John Sagehorn, Ira Terrell, Zachary Theil, John Tuszynski, Bob Prewitt (Head Coach)



### 1985-86 National Invitation Tournament

Record: 18-11, 10-6 SWC Head Coach: **Dave Bliss**


**Top Row:** Kato Armstrong, John Colborne, Johnny Fuller, Scott Johnson, Randy Jones **Middle Row:** Kevin Lewis, Butch Moore, Reginald Muhammad, Vernon Perdue, Glenn Puddy. **Bottom Row:** Terry Thomas, Terry Williams, Coyle Winborn, Dave Bliss (Head Coach).



### 1983-84 NCAA Tournament (Second Round)

Record: 25-8, 12-4 SWC Head Coach: **Dave Bliss**


**Front Row:** Greg Young (Mgr.), Kevin Lewis, John Briggs, Terry Williams, Dave Bliss (Head Coach), Jon Koncak, Larry Davis, Kirk Lundblade, Jeff Howell (Mgr.). **Back Row:** Paul Graham (Asst. Coach), Doug Ash (Asst. Coach), Butch Moore, Reginald Pink, Chuck Anderson, Carl Wright, Scott Johnson, Johnny Fuller, David Gadis, John Underwood (Asst. Coach), Ronnie Anderson (Volunteer Coach). **Not Pictured:** Glenn Michael



### 1987-88 SWC Champions, SWC Tournament Champions & NCAA Tournament (Second Round)

Record: 28-7, 12-4 SWC Head Coach: **Dave Bliss**

**Top Row:** Todd Alexander, Kato Armstrong, John Colborne, J.D. Green, Rod Hampton. **Middle Row:** Eric Longino, Mike Lucas, Carlton McKinney, Reginald Muhammad, Vernon Perdue. **Bottom Row:** Glenn Puddy, Terry Thomas, Coyle Winborn, Dave Bliss (Head Coach).



### 1992-93 SWC Champions & NCAA Tournament (First Round)

Record: 20-8, 12-2 SWC Head Coach: John Shumate

**Top Row:** Chad Allen, Bryan Ballowe, Peter Bates, Keith Chambers, Troy Dornier, Jerome Elenez, James Gatewood. **Middle Row:** Chris Jessen, Greg Kinzer, Gerald Lewis, Tim Mason, Chris Miller. **Bottom Row:** Matt Timme, Ike Upshaw, Raymond Van Beveren, Mike Wilson, John Shumate (Head Coach)



### 2013-14 NIT Final

Record+: 27-10, 12-6 American Head Coach: Larry Brown  
**Back Row:** Jean-Micheal Mudiay, Sterling Brown, Ryan Manuel, Markus Kennedy, Cannen Cunningham, Yanick Moreira, Ben Moore, Keith Frazier, Crandall Head

**Sitting:** Kevin Dunleavy, Nic Moore, Nick Russell, Shawn Williams, Jonathan Wilfong

**Coaches & Staff:** Larry Brown (Head Coach), Tim Jankovich (Associate Head Coach), Ulric Maligi (Assistant Coach), K.T. Turner (Assistant Coach), Jerry Hobbie (Special Assistant to the Head Coach), Eric Snow (Director of Player Development), George Lynch (Strength and Conditioning Coach), Jay Duncan (Director of Basketball Operations), Sean Stout (Video Coordinator), Warren Young (Athletic Trainer)  
 + Wins later vacated (official record 0-10)



### 1999-00 National Invitation Tournament

Record: 21-9, 9-5 WAC Head Coach: Mike Dement

**Front Row:** Mike Dement (Head Coach), Simon Cote (Asst. Coach), Damon Hancock, Anthony Anderson, Stephen Woods, Tom Nabity, Renaldo Bratton, Jimmy Tubbs (Asst. Coach), Robert Lineburg (Asst. Coach).

**Back Row:** Warren Young (Trainer), Brad Hoke (Volunteer Asst.), Nigel Smith, Copley Broer, Jibran Kelley, DeWayne Floyd, Mike Niemi, Jon Forinash, Willie Davis, Jeryl Sasser, Quinton Ross, Eric Holmes (Mgr.), Jon Jost (Strength Coach), Bill Currie (Trainer).



### 2014-15 American Athletic Conference Champions American Athletic Conference Tournament Champions NCAA Second Round

Record: 27-7, 15-3 American (1st) Head Coach: Larry Brown  
**Seated:** Sterling Brown, Jean-Micheal Mudiay, Kevin Dunleavy Jr., Ryan Manuel, Jonathan Wilfong, Nic Moore, Ben Emelogu  
**Standing:** Keith Frazier, Ben Moore, Markus Kennedy, Cannen Cunningham, Yanick Moreira, Semi Ojeleye, Jordan Tolbert  
**Coaches & Staff:** Larry Brown (Head Coach), Tim Jankovich (Associate Head Coach), Ulric Maligi (Assistant Coach), K.T. Turner (Assistant Coach), Jerry Hobbie (Special Assistant to the Head Coach), George Lynch (Dir. of Player Development), Shawn Williams (Graduate Assistant), Rickey Dudley (Strength & Conditioning Coach), Jay Duncan (Dir. of Operations), Sean Stout (Video Coordinator), Warren Young (Athletic Trainer)



### 2010-11 CollegenInsider.com (CIT) (Semifinal)

Record: 20-15, 8-8 C-USA Head Coach: Matt Doherty

**Seated:** Warren Young (Athletic Trainer), Ryan Harp (30), Aliaksei Patshevich (13), Mike Walker (22), Rodney Clinkscales (0), Matt Doherty (Head Coach), Jeremiah Samarrippas (12), Austin Horn (15), Collin Mangrum (1), Leslee Smith (3), Trent Cain (Video Coordinator)

**Standing:** Herman Hudson (Director of Public Relations), Jerry Hobbie (Assistant Coach), Karl Jordan (Strength & Conditioning Coach), London Giles (11), Myles Luttmann (44), Ricmonds Vilde (5), Tomasz Kwiatkowski (14), Papa Dia (42), Robert Nyakundi (24), Justin Haynes (2), Brion Raven (Director of Operations), Reggie Brown (Assistant Coach), Larry Mangino (Assistant Coach)



## Postseason Results

### NCAA Tournament (10-13)

1955	Bradley 81, SMU 79 [16] Tulsa 68, SMU 67 (OT)	West - Semifinal (16) West - 3rd Place	Manhattan, Kan. (Ahearn Field House) Manhattan, Kan. (Ahearn Field House)
1956	SMU 68, Texas Tech 67 [8] SMU 89, [17] Houston 74 [8] SMU 84, [16] Oklahoma City 63 [1] San Francisco 86, [8] SMU 68 [13] Temple 90, [8] SMU 81	West Region - 1st Round (25) West Region - Semifinal (16) West Region - Final (8) Final Four - Semifinal (4) Final Four - 3rd Place	Wichita, Kan. (Levitt Arena) Lawrence, Kan. (Allen Field House) Lawrence, Kan. (Allen Field House) Evanston, Ill. (McGaw Hall) Evanston, Ill. (McGaw Hall)
1957	[2] Kansas 73, [4] SMU 65 (OT) [4] SMU 78, [10] Saint Louis 68	Midwest Region - Semifinal (16) Midwest Region - 3rd Place	Dallas, Texas (Moody Coliseum) Dallas, Texas (Moody Coliseum)
1965	Wichita State 86, SMU 81 SMU 89, Houston 87	Midwest Region - Semifinal (16) Midwest Region - 3rd Place	Manhattan, Kan. (Ahearn Field House) Manhattan, Kan. (Ahearn Field House)
1966	[4] Kansas 76, SMU 70 SMU 89, [7] Cincinnati 84	Midwest Region - Semifinal (16) Midwest Region - 3rd Place	Lubbock, Texas (Lubbock Memorial Coliseum) Lubbock, Texas (Lubbock Memorial Coliseum)
1967	SMU 83, [2] Louisville 81 [7] Houston 83, SMU 75	Midwest Region - Semifinal (16) Midwest Region - Final (8)	Manhattan, Kan. (Ahearn Field House) Manhattan, Kan. (Ahearn Field House)
1984	#9 SMU 83, #8 Miami (Ohio) 69 #1 [2] Georgetown 37, #9 SMU 36	West Region - 1st Round (48) West Region - 2nd Round (32)	Pullman, Wash. (Performing Arts Coliseum) Pullman, Wash. (Performing Arts Coliseum)
1985	#5 SMU 85, #12 Old Dominion 68 #4 [14] Loyola (Ill.) 70, #5 SMU 57	East Region - 1st Round (64) East Region - 2nd Round (32)	Hartford, Conn. (Hartford Civic Center) Hartford, Conn. (Hartford Civic Center)
1988	#7 SMU 83, #10 Notre Dame 75 #2 [5] Duke 94, #7 SMU 79	East Region - 1st Round (64) East Region - 2nd Round (32)	Chapel Hill, N.C. (Smith Center) Chapel Hill, N.C. (Smith Center)
1993	#7 Brigham Young 80, #10 SMU 71	Midwest Region - 1st Round (64)	Chicago, Ill. (Rosemont Horizon)
2015	#11 UCLA 60, #6 [18/19] SMU 59	South - 2nd Rnd (64)	Louisville, Ky. (KFC Yum! Center)

### National Invitation Tournament (4-3) (0-3 +)

1986	Brigham Young 67, SMU 63	1st Round (32)	Provo, Utah (Marriott Center)
2000	SW Missouri State 77, SMU 64	1st Round (32)	Springfield, Mo. (Hammons Student Center)
2014	#1 [-/RV] SMU 68, #8 UC Irvine 54 + #1 [-/RV] SMU 80, #5 LSU 67 + #1 [-/RV] SMU 67, #2 California 65 + #1 [-/RV] SMU 65, #3 Clemson 59 + #1 Minnesota 65, #1 [-/RV] SMU 63	1st Round (32) 2nd Round (16) Quarterfinal Semifinal Final	Dallas, Texas (Moody Coliseum) Dallas, Texas (Moody Coliseum) Dallas, Texas (Moody Coliseum) Dallas, Texas (Moody Coliseum) New York, N.Y. (Madison Square Garden) New York, N.Y. (Madison Square Garden)

+ Wins from 2013-14 later vacated

### CollegiateInsider.com Tournament (CIT) (3-1)

2011	SMU 64, Oral Roberts 57 (OT) SMU 63, Jacksonville 62 SMU 57, Northern Iowa 50 Santa Clara 72, SMU 55	1st Round (24) 2nd Round (12) Quarterfinal Semifinal	Dallas, Texas (Moody Coliseum) Dallas, Texas (Moody Coliseum) Cedar Falls, Iowa (McLeod Center) Dallas, Texas (Moody Coliseum)
------	---------------------------------------------------------------------------------------------------------------	---------------------------------------------------------------	-----------------------------------------------------------------------------------------------------------------------------------------

### Collegiate Commissioners Association Invitational (0-1)

1974	[15] Southern Cal 82, SMU 70	Quarterfinal	St. Louis, Mo. (St. Louis Arena)
------	------------------------------	--------------	----------------------------------

### American Athletic Conference Tournament (3-1)

2014	#6 Houston 68, #3 [25/23] SMU 64	Quarterfinal	Memphis, Tenn. (FedExForum)
2015	#1 [20/21] SMU 74, #8 East Carolina 68 #1 [20/21] SMU 69, #4 Temple 56 #1 [20/21] SMU 62, #6 Connecticut 54	Quarterfinal Semifinal Final	Hartford, Connecticut (XL Center) Hartford, Connecticut (XL Center) Hartford, Connecticut (XL Center)

### Conference USA Tournament (1-7)

2006	#10 SMU 61, #7 Rice 59 #2 [24] UAB 69, #10 SMU 55	1st Round (12) Quarterfinal (8)	Memphis, Tenn. (FedExForum) Memphis, Tenn. (FedExForum)
2007	#6 Southern Miss 59, #11 SMU 52	1st Round (12)	Memphis, Tenn. (FedExForum)
2008	#6 UTEP 71, #11 SMU 49	1st Round (12)	Memphis, Tenn. (FedExForum)
2009	#5 Houston 85, #12 SMU 76	1st Round (12)	Memphis, Tenn. (FedExForum)
2010	#9 UCF 69, #8 SMU 53	1st Round (12)	Tulsa, Okla. (BOK Center)
2011	#10 Rice 58, #7 SMU 57	1st Round (12)	El Paso, Texas (Don Haskins Center)
2012	#6 Marshall 74, #11 SMU 56	1st Round (12)	Memphis, Tenn. (FedExForum)
2013	#7 UAB 53, #10 SMU 52	1st Round (11)	Tulsa, Okla. (BOK Center)

### Western Athletic Conference Tournament (6-9)

1997	#M5 SMU 93, #P4 Colorado State 89 #M1 [3] Utah 59, #M5 SMU 58		Las Vegas, Nev. (Thomas & Mack) Las Vegas, Nev. (Thomas & Mack)
1998	#P5 SMU 76, #M4 Colorado State 71 #P1 [13] TCU 71, #P5 SMU 69		Las Vegas, Nev. (Thomas & Mack) Las Vegas, Nev. (Thomas & Mack)
1999	#M5 SMU 65, #P4 UTEP 64 #M5 SMU 71, #M1 UNLV 70 #P2 [25] New Mexico 57, #M5 SMU 56		Las Vegas, Nev. (Thomas & Mack) Las Vegas, Nev. (Thomas & Mack) Las Vegas, Nev. (Thomas & Mack)
2000	#6 Hawaii 87, #3 SMU 82	Quarterfinal	Fresno, Calif. (Save Mart Center)
2001	#3 UTEP 74, #6 SMU 70	Quarterfinal	Tulsa, Okla. (Reynolds Center)
2002	#5 Nevada 72, #4 SMU 66	Quarterfinal	Tulsa, Okla. (Reynolds Center)
2003	#2 SMU 65, #7 Boise State 58 #3 Nevada 81, #2 SMU 66	Quarterfinal Semifinal	Tulsa, Okla. (Reynolds Center) Tulsa, Okla. (Reynolds Center)
2004	#8 SMU 79, #9 Tulsa 60 #1 Nevada 75, #8 SMU 60	1st Round (10) Quarterfinal	Fresno, Calif. (Save Mart Center) Fresno, Calif. (Save Mart Center)
2005	#3 Rice 63, #6 SMU 47	Quarterfinal	Reno, Nev. (Lawlor Events Center)

# Seeding, M - Mountain Division, P - Pacific Division  
[ ] Associated Press ranking or [AP/Coaches]

### SWC Championship Playoffs (1-3)

1958	Arkansas 61, SMU 55		Shreveport, La.
1962	Texas Tech 71, SMU 67		Fort Worth, Texas
1965	SMU 80, Texas 78		Waco, Texas
1972	Texas 91, SMU 89		Waco, Texas

## SWC Post-Season Classic (11-20)

1976	SMU 103, Texas 90		Dallas, Texas (Moody Coliseum)
	Arkansas 74, SMU 70		Dallas, Texas (Moody Coliseum)
1977	Texas A&M 89, SMU 79		College Station, Texas
1978	SMU 73, Baylor 68		Waco, Texas
	[4] Arkansas 94, SMU 73		Houston, Texas (The Summit)
1979	Houston 74, SMU 67		Houston, Texas (The Summit)
1980	SMU 86, Baylor 83		Dallas, Texas (Reunion Arena)
	Texas Tech 73, SMU 65		San Antonio, Texas (Hemisfair Arena)
1981	Texas Tech 80, SMU 58		Lubbock, Texas
1982	TCU 54, SMU 46		Fort Worth, Texas
1983	SMU 49, Texas 48	Quarterfinal	Dallas, Texas (Reunion Arena)
	SMU 76, Texas Tech 69	Semifinal	Dallas, Texas (Reunion Arena)
	[1] Houston 75, SMU 59	Final	Dallas, Texas (Reunion Arena)
1984	Texas A&M 59, SMU 57	Quarterfinal	Houston, Texas (The Summit)
1985	[20] SMU 84, Houston 72	Quarterfinal	Dallas, Texas (Reunion Arena)
	Arkansas 68, [20] SMU 55	Semifinal	Dallas, Texas (Reunion Arena)
1986	Texas Tech 45, SMU 40	Quarterfinal	Dallas, Texas (Reunion Arena)
1987	Baylor 83, SMU 69	Quarterfinal	Dallas, Texas (Reunion Arena)
1988	SMU 86, TCU 74	Quarterfinal	Dallas, Texas (Reunion Arena)
	SMU 98, Houston 76	Semifinal	Dallas, Texas (Reunion Arena)
	SMU 75, Baylor 64	Final	Dallas, Texas (Reunion Arena)
1989	Texas 93, SMU 91 (OT)	Quarterfinal	Dallas, Texas (Reunion Arena)
1990	[9] Arkansas 84, SMU 61	Quarterfinal	Dallas, Texas (Reunion Arena)
1991	SMU 65, Houston 62	Quarterfinal	Dallas, Texas (Reunion Arena)
	[23] Texas 82, SMU 74	Semifinal	Dallas, Texas (Reunion Arena)
1992	Houston 73, SMU 62	Quarterfinal	Dallas, Texas (Reunion Arena)
1993	TCU 72, SMU 71	Quarterfinal	Dallas, Texas (Reunion Arena)
1994	Texas A&M 85, SMU 66	Quarterfinal	Dallas, Texas (Reunion Arena)
1995	Texas Tech 92, SMU 54	Quarterfinal	Dallas, Texas (Reunion Arena)
1996	SMU 62, Houston 57	Quarterfinal	Dallas, Texas (Reunion Arena)
	Texas 89, SMU 67	Semifinal	Dallas, Texas (Reunion Arena)

## SMU's Milestone Victories (1296-1188)

No.	Opponent	Date	Score
1	Dallas All-Stars	Dec. 16, 1916	40-33
10	Southwestern	Feb. 17, 1917	34-12
50	at TCU	Jan. 29, 1923	37-20
100	at TCU	Feb. 6, 1928	21-19
150	Rice	Jan. 23, 1933	34-33
200	at Texas A&M	Feb. 1938	47-28
250	at Texas A&M	Jan. 1944	65-35
300	at TCU	March 3, 1948	63-48
350	Rice	Dec. 30, 1952	71-62
400	at TCU	Feb. 15, 1956	[12] 26-22
450	Minnesota	Dec. 20, 1958	[20] 67-58
500	at Oklahoma City	Jan. 17, 1962	87-66
550	Georgia Tech	Dec. 4, 1966	83-73
600	Texas Tech	Feb. 1, 1969	87-77
650	Texas A&M	Feb. 6, 1973	(ot) 64-62
700	Tulane	Dec. 10, 1977	78-71
750	Centenary	Dec. 1, 1982	76-75
800	North Texas State	Dec. 19, 1984	[7] 90-45
850	vs. James Madison	Nov. 28, 1987	121-89
900	at Baylor	March 3, 1990	76-64
950	North Texas	Dec. 22, 1994	81-74
1,000	at Stephen F. Austin	Dec. 21, 1998	84-64
1,050	at Rice	Feb. 5, 2001	66-56
1,100	at Tulsa	Jan. 1, 2005	(ot) 95-83
1,150	Texas A&M-Corpus Christi	Dec. 31, 2008	92-52
1,200	TCU	Feb. 8, 2012	68-62
1,250	UC Santa Barbara	Dec. 8, 2014	(ot) 80-73
<b>Moody Coliseum (554-265)</b>			
1	McMurry	Dec. 3, 1956	113-36
10	Texas	Feb. 12, 1957	[6] 76-56
50	Texas	Feb. 7, 1961	70-63
100	Midwestern	Dec. 17, 1966	89-74
150	Rice	Jan. 20, 1973	79-77
200	Texas A&M	Jan. 13, 1979	78-76 [15]
250	Campbell	Dec. 17, 1984	90-70
300	Rice	Jan. 19, 1989	67-57
350	Hardin-Simmons	Nov. 23, 1996	90-34
400	Morris Brown	Jan. 30, 2001	86-72
450	Brown	Jan. 6, 2007	(ot) 60-56
500	Houston	Jan. 18, 2012	70-54
550	Memphis	Jan. 30, 2016	80-68
<b>Moody Coliseum (renovated) (44-4)</b>			
1	[17/15] Connecticut	Jan. 4, 2014	74-65
25	UCF	Jan. 31, 2015	[rv/rv] 75-56
<b>American Athletic Conference (40-14)</b>			
1	[17/15] Connecticut	Jan. 4, 2014	74-65
25	[rv/-] Temple	Feb. 19, 2015	[21/21] 67-58

## The Mustang Legend

Legend has it that when Ford Motor Company was preparing to introduce the sports car that would gain fame as the Mustang, it was considering other names such as Cougar, Bronco, Cheetah and Colt.

But during the 1963 football season, SMU took an undersized, but quick team to Ann Arbor to play a massive Michigan Wolverine squad. Michigan gained the early advantage, but had to fight off the feisty Ponies for a 27-16 win.

After the game, Ford's Lee Iacocca entered the SMU locker room and addressed the disappointed Mustangs.

"Today," Iacocca said, "After watching the SMU Mustangs play with such flair, we reached a decision. We will call our new car the Mustang. Because it will be light, like your team. It will be quick, like your team. And it will be sporty, like your team."

Ford's new car got its name, and the rest, as they say, is history.

## SMU Versus Ranked Opponents

## Versus Ranked Teams Since 1954-55

Overall: 30-123 H: 15-37 A: 6-60 N: 9-26 OT: 2-7  
[AP] or [AP/Coaches]

## 1954-55

D13 at [6] Indiana W, 83-78  
M12 vs. [16] Tulsa ~ L, 68-57  
~ NCAA Midwest Regional (Manhattan, Kan.)

## 1955-56

D9 at [4] Iowa L, 80-62  
D10 at [20] Minnesota W (ot), 82-81  
D17 [18] Kansas W, 81-61  
[8] M16 vs. [17] Houston # W, 89-74  
[8] M17 vs. [16] Oklahoma City # W, 84-63  
[8] M22 vs. [1] San Francisco % L, 86-68  
[8] M23 vs. [13] Temple %^ L, 90-81  
# NCAA West Regional (Lawrence, Kan.)  
% NCAA Final Four (Evanston, Ill.)  
^ NCAA Third Place

## 1956-57

[4] D21 at [7] Kentucky ~ L, 73-67  
[4] M15 [2] Kansas % L (ot), 73-65  
[4] M16 [10] Saint Louis % W, 78-68  
~ Kentucky Invitational (Lexington, Ky.)  
% NCAA Midwest Regional (Moody Coliseum)

## 1957-58

D16 [3] Kentucky W, 65-64

## 1958-59

[18] D11 at [2] Kentucky L, 72-60  
D31 at [19] TCU L, 72-60  
F28 [14] TCU W, 72-71

## 1959-60

J12 at [10] Texas A&M W, 66-64  
F23 [18] Texas A&M W, 81-53

## 1960-61

D27 at [8] Saint Louis L, 74-50

## 1964-65

D5 at [6] Vanderbilt L, 99-67  
D29 vs. [9] Saint Louis ~ W, 82-79  
~ Memphis St. Invitational (Memphis, Tenn.)

## 1965-66

M11 vs. [4] Kansas ~ L, 96-90  
M12 vs. [7] Cincinnati ~ W, 89-84  
~ NCAA Midwest Regional (Lubbock, Texas)

## 1966-67

D10 [2] UTEP L, 71-62  
M17 vs. [2] Louisville ~ W, 83-81  
M18 vs. [7] Houston ~ L, 83-75  
~ NCAA Midwest Regional (Lawrence, Kan.)

## 1967-68

D4 [9] Vanderbilt L (ot), 88-84  
D29 [3] Indiana W, 91-84

## 1968-69

D2 at [13] Vanderbilt L, 97-94  
D7 at [17] Western Kentucky L, 92-79

## 1969-70

D29 at [14] Louisville L, 105-79

## 1970-71

D30 [17] Louisville L, 97-85

## 1971-72

D22 at [19] Louisville L, 96-62

## 1972-73

D29 vs. [13] Houston ~ L, 115-102  
J8 [7] Missouri L, 74-73  
J10 [17] Kansas State L, 57-55  
~ Shreveport Invitational (Shreveport, La.)

## 1973-74

D8 at [1] UCLA L, 77-60  
D29 vs. [12] Arizona ~ L, 86-82  
M14 vs. [15] Southern Cal # L, 82-70  
~ Milwaukee Classic (Milwaukee, Wisc.)  
# C.C.A. Postseason (St. Louis, Mo.)

## 1975-76

D12 at [19] Arizona State L, 88-85  
D13 at [10] Arizona L, 83-81  
D19 vs. [17] Auburn W (ot), 87-85  
~ Sun Bowl Classic (El Paso, Texas)

## 1976-77

D17 vs. [20] St. John's ~ L, 87-71  
D28 at [8] UCLA L, 99-71  
D30 at [13] Arizona L, 117-85  
J27 [15] Arkansas L, 77-59  
F2 at [14] Arkansas L, 81-58  
~ Tennessee Classic (Nashville, Tenn.)

## 1977-78

N26 at [2] Kentucky L, 110-86  
J26 at [4] Arkansas L, 72-65  
J28 [15] Texas L, 85-80  
F16 [1] Arkansas L, 86-75  
F21 at [14] Texas L, 82-74  
M2 vs. [4] Arkansas ~ L, 94-73  
~ SWC Postseason Classic (Houston, Texas)

## 1978-79

N27 at [1] Duke L, 86-80  
D16 at [8] Kansas L, 71-64  
J13 [15] Texas A&M W, 78-76  
J24 [15] Arkansas L, 79-67  
J27 at [17] Texas L, 98-62  
J31 at [12] Texas A&M L, 92-56  
F14 at [11] Arkansas L, 71-55  
F20 [11] Texas W, 81-66

## 1979-80

D5 [19] Kansas W, 89-88  
D21 vs. [19] Purdue ~ L, 85-60  
~ Kentucky Invitational (Lexington, Ky.)

## 1980-81

F24 at [18] Arkansas L, 47-33

## 1981-82

D7 [17] Alabama L, 69-62  
J6 at [11] Arkansas L, 68-48  
J16 at [10] Houston W, 67-66  
F3 at [12] Texas L, 69-56  
F24 [15] Arkansas L, 54-53

## 1982-83

D6 at [13] Alabama L, 74-56  
J8 at [19] Houston L, 105-71  
J15 [7] Arkansas L, 63-56  
F9 [6] Houston L, 85-68  
F14 at [8] Arkansas L, 71-61  
M11 [1] Houston ~ L, 75-59  
~ SWC Postseason Classic (Dallas, Texas - Reunion Arena)

## 1983-84

J5 [7] Houston L, 60-59  
F4 at [6] Houston L, 76-57  
M18 vs. [2] Georgetown ~ L, 37-36  
~ NCAA 2nd Round (Pullman, Wash.)

## 1984-85

[6] D22 vs. [11] Oklahoma ~ W, 85-76  
[4] J13 vs. [5] North Carolina % W, 84-82  
[9] F16 [19] Louisville W, 72-64  
M16 vs. [14] Loyola (Ill.) # L, 70-57  
~ Chaminade Classic (Honolulu, Hawaii)  
% Greensboro, N.C.  
# NCAA 2nd Round (Hartford, Conn.)

## 1985-86

D28 vs. [8] Oklahoma ~ L, 92-69  
J11 at [9] Kansas L, 72-56  
~ All-College Tourney (Oklahoma City, Okla.)

## 1986-87

D21 vs. [16] Georgia Tech ~ L, 63-54  
D30 vs. [4] North Carolina # L (ot), 88-86  
F12 at [18] TCU L, 69-50  
~ Suntory Ball Classic (Tokyo, Japan)  
# Dallas, Texas (Reunion Arena)

## 1987-88

D3 vs. [7] Florida (Reunion Arena) W, 82-76  
D12 at [5] North Carolina L, 90-74  
M19 vs. [5] Duke ~ L, 94-79  
~ NCAA 2nd Round (Chapel Hill, N.C.)

## 1988-89

D3 [16] North Carolina State W, 59-57  
D6 at [6] Oklahoma L, 104-87  
J9 at [20] Kansas L (2ot), 90-82

## 1989-90

D6 [2] Kansas L, 86-53  
J17 [12] Arkansas L, 80-61  
F17 at [8] Arkansas L, 77-48  
M9 vs. [9] Arkansas ~ L, 61-84  
~ SWC Postseason Classic (Dallas, Texas - Reunion Arena)

## 1990-91

J19 at [2] Arkansas L, 98-70  
F20 [3] Arkansas L, 79-70  
M9 vs. [23] Texas L, 82-74  
~ SWC Postseason Classic (Dallas, Texas - Reunion Arena)

## 1991-92

J4 [4] Kansas L, 79-67  
J28 [3] Oklahoma State L, 64-53

## 1992-93

D5 at [20] Tulane L (ot), 103-92  
J4 [13] Arkansas L, 72-53  
J30 [25] Houston W, 70-60

## 1993-94

N28 [10] Oklahoma State L, 88-72  
D30 vs. [6] Kansas ~ L, 84-64  
J3 at [1] Arkansas L, 96-70  
J8 at [5] Kansas L, 91-59  
~ Golden Harvest Classic (Kansas City, Mo.)

## 1994-95

D8 [3] Arkansas L, 78-66  
J7 [5] Kansas L, 97-58

## 1995-96

N30 at [13] Missouri L, 66-51  
J6 at [4] Kansas L, 83-61  
J23 [22] Texas Tech L, 72-60  
F20 at [9] Texas Tech L, 75-54

## 1996-97

J11 at [18] New Mexico L, 78-58  
J16 [9] Utah L, 74-57  
J30 at [21] Tulsa L, 69-49  
F6 [9] New Mexico L, 75-72  
F13 at [5] Utah L, 84-63  
M6 vs. [3] Utah ~ L, 59-58  
~ WAC Tournament (Las Vegas, Nev.)

1997-98

J17	at [24] Hawaii	L, 77-68
F16	at [19] TCU	L, 79-70
M4	vs. [13] TCU -	L, 71-69

- WAC Tournament (Las Vegas, Nev.)

1998-99

N18	at [3] Stanford #	L, 86-51
J11	[20] TCU	L, 92-79
M4	vs. [25] New Mexico -	L, 57-56

# Preseason NIT

- WAC Tournament (Las Vegas, Nev.)

1999-00

F3	at [17] Tulsa	L, 70-59
M4	[15] Tulsa	L (2ot), 83-78

2000-01

D7	at [6] Tennessee	L, 85-76
D30	vs. [17] Oklahoma -	L (ot), 79-78

- Touchstone Energy Tournament (Oklahoma City, Okla.)

2001-02

D1	at [7] Iowa -	L, 86-69
----	---------------	----------

- Hawkeye Classic

2003-04

D15	[9] Wake Forest	L, 78-66
D21	at [17] Purdue -	W, 60-59

- Boilermaker Invitational

2004-05

N29	[6] Oklahoma State	L, 76-57
-----	--------------------	----------

2005-06

J3	[12] Oklahoma	L, 50-47
J14	at [5] Memphis	L, 73-53
M9	vs. [24] UAB -	L, 69-55

- Conference USA Tournament (Memphis, Tenn. - FedExForum)

2006-07

F3	at [11] Memphis	L, 88-52
M3	[6] Memphis	L, 64-61

2007-08

F6	at [1] Memphis	L, 77-48
M5	[2] Memphis	L, 72-55

2008-09

F4	[15] Memphis	L, 79-66
M5	at [5] Memphis	L, 90-47

2013-14

J4	[17/15] Connecticut	W, 74-65 +
[rv/-] J12	at [12/8] at Louisville	L, 71-63
[rv/rv] F1	[22/22] Memphis	W, 87-72 +
[rv/rv] F1	[7/7] Cincinnati	W, 76-55 +
[rv/rv] F23	at [21/21] Connecticut	W, 64-55 +
[18/18] M5	[11/9] Louisville	L, 84-71
[18/18] M8	at [20/20] Memphis	L, 67-58

+Wins from 2013-14 later vacated

2014-15

[22/23] N17	at [13/11] Gonzaga	L, 72-56
[-/rv] N25	[25/-] Arkansas	L, 78-72

## When Ranked

SMU When Ranked Since 1954-55  
Overall: 93-30 H: 50-5 A: 27-19 N: 16-6 OT: 1-2  
[AP] or [AP/Coaches]

1955-56

[19] J10	Texas A&M	W, 97-68
[18] J28	TCU	W, 105-64
[17] J31	at Baylor	W, 92-72
[17] F4	at Arkansas	W, 58-53
[15] F7	Texas	W, 109-96
[12] F15	at TCU	W, 26-22
[12] F18	at Texas A&M	W, 92-80
[12] F21	Baylor	W, 89-68
[12] F25	Arkansas	W, 80-72
[9] F28	at Rice	W, 89-75
[9]	at All-Air Force	W, 88-77
[8] M13	vs. Texas Tech -	W, 68-67
[8] M16	vs. [17] Houston #	W, 89-74
[8] M17	vs. [16] Oklahoma City #	W, 84-63
[8] M22	vs. [1] San Francisco %	L, 86-68
[8] M23	vs. [13] Temple %^	L, 90-81

- NCAA West Regional (Wichita, Kan.)  
# NCAA West Regional (Lawrence, Kan.)  
% NCAA Final Four (Evanston, Ill.)  
^ NCAA Third Place

1956-57

[5] D11	Wichita State	W, 93-70
[5] D15	Xavier (OH)	W, 92-71
[5] D17	Texas Tech	W, 101-72
[4] D21	at [7] Kentucky -	L, 73-67
[4] D22	vs. Dayton -	W, 67-59
[7] D27	vs. TCU #	W, 74-65
[7] D28	vs. Texas A&M #	W, 68-46
[7] D29	vs. Arkansas #	W, 64-60
[4] J2	Baylor	W, 79-64
[4] J8	at Texas A&M	W, 62-53
[4] J12	at TCU	W, 79-63
[3] J15	Rice	W, 59-57
[3] J18	at Texas	L, 77-68
[6] F2	Arkansas	W, 69-55
[4] F5	at Baylor	W, 83-76
[4] F9	at Texas Tech	L, 68-67
[6] F12	Texas	W, 79-56
[6] F19	Texas A&M	W, 71-55
[6] F23	at Rice	W, 75-72
[4] F26	TCU	W, 86-75
[4] M2	at Arkansas	W, 87-59
[4] M15	[2] Kansas %	L (ot), 73-65
[4] M16	[10] Saint Louis %	W, 78-68

- Kentucky Invitational (Lexington, Ky.)  
# SWC Christmas Tournament (Houston, Texas)  
% NCAA Midwest Regional (Moody Coliseum)

1958-59

[18] D11	at [2] Kentucky	L, 72-60
[18] D13	at Vanderbilt	W, 80-72
[20] D17	Oklahoma	W, 59-51
[20] D20	Minnesota	W, 67-58

1984-85

[10] N23	Texas Southern	W, 91-72
[9] D1	NW Louisiana	W, 89-57
[8] D4	at Kentucky	W, 56-54
[8] D8	Centenary	W, 97-79
[7] D14	Idaho	W, 90-71
[7] D15	Oklahoma State	W, 82-65
[7] D17	Campbell	W, 90-70
[6] D19	North Texas State	W, 90-45
[6] D22	vs. [11] Oklahoma -	W, 85-76
[4] D25	vs. Chaminade -	L, 71-70
[7] J2	at Rice	W, 58-54
[7] J5	Arkansas	W (ot), 63-60
[4] J9	Baylor	W, 95-63
[4] J11	at Texas A&M	W, 73-60
[4] J13	vs. [5] North Carolina &	W, 84-82
[3] J19	TCU	W, 74-70
[2] J23	at Texas	W, 54-46
[2] J26	at Texas Tech	L, 64-63
[4] J30	Houston	W, 85-78
[4] F3	Rice	W, 68-52
[4] F6	at Arkansas	L, 69-66
[4] F9	at North Carolina State	L (ot), 82-78
[4] F11	at Baylor	L, 94-90
[9] F13	Texas A&M	W, 81-79
[9] F16	[19] Louisville	W, 72-64
[9] F20	at TCU	L, 72-64
[9] F23	Texas	W, 64-60
[13] F27	Texas Tech	L, 59-54

[13] M3	at Houston	L, 79-76
[20] M8	vs. Houston #	W, 84-72
[20] M9	vs. Arkansas #	L, 68-55

- Chaminade Classic (Honolulu, Hawaii)  
& Greensboro, N.C.  
# SWC Postseason Classic (Dallas, Texas - Reunion Arena)

2013-14

[23/rv] F14	at Rutgers *	W, 70-56 +
[23/rv] F16	at Temple *	L, 71-64
[23/24] M1	UCF *	W, 70-55 +
[18/18] M5	[11/9] Louisville *	L, 84-71
[18/18] M8	at [20/20] Memphis *	L, 67-58
[25/23] M13	vs. Houston -	L, 68-64

\* American Athletic Conference game  
- American Athletic Conference Tournament (Memphis, Tenn. - FedExForum)  
+ Wins from 2013-14 later vacated

2014-15

[22/22] N14	Lamar	W, 93-54
[22/23] N17	at [13/11] Gonzaga	L, 72-56
[22/23] N20	at Indiana	L, 74-68
[22/23] N22	Eastern Washington	W, 77-68
[23/23] F5	Cincinnati *	L, 62-54
[23/23] F7	at [rv/rv] Tulsa *	W, 68-57
[25/25] F12	at Houston *	W, 75-69
[25/25] F14	Connecticut *	W, 73-55
[21/21] F19	[rv/-] Temple *	W, 67-58
[21/21] F26	at Memphis *	W, 66-57
[21/21] M1	at Connecticut *	L, 81-73
[22/22] M8	[rv/-] Tulsa *	W, 67-62
[20/21] M13	vs. East Carolina -	W, 74-68
[20/21] M14	vs. Temple -	W, 69-56
[20/21] M15	at Connecticut -	W, 62-54
[18/19] M19	vs. UCLA #	L, 60-59

\* American Athletic Conference game  
- American Athletic Conference Tournament (Hartford, Conn. - XL Center)  
# NCAA Tournament (Louisville, Ky. - KFC Yum! Center)

2015-16

[T-25/-] N29	Brown	W, 77-69
[22/-] D2	at TCU	W, 75-70
[22/-] D5	New Hampshire	W, 98-44
[19/-] D8	Michigan	W, 82-58
[18/-] D16	Nicholls -	W, 86-42
[18/-] D17	Hampton -	W, 105-72
[18/-] D22	vs Kent State !	W, 90-74
[18/-] D23	vs [rv/rv] Colorado !	W, 70-66
[17/-] D29	at Tulsa *	W, 81-69
[17/-] J2	USF *	W, 72-58
[15/-] J7	[rv/rv] Cincinnati *	W, 59-57
[15/-] J10	UCF *	W, 88-73
[10/-] J13	at East Carolina *	W, 79-55
[10/-] J17	at Tulane *	W, 60-45
[8/-] J19	Houston *	W, 77-73
[8/-] J24	at Temple *	L, 89-80
[13/-] J30	Memphis *	W, 80-68
[12/-] F1	at Houston *	L, 71-68
[12/-] F7	at USF *	W, 92-58
[16/-] F10	Tulsa *	L, 82-77
[16/-] F13	[rv/rv] Gonzaga	W, 69-60
[21/-] F18	at Connecticut *	L, 68-62
[21/-] F21	East Carolina *	W, 74-63
[24/-] F25	at Memphis *	W, 69-62
[24/-] F28	Tulane *	W, 74-53
[24/-] M3	Connecticut *	W, 80-54
[24/-] M6	at [rv/-] Cincinnati *	L, 61-54

\* American Athletic Conference game  
- Continental Tire Las Vegas Classic host rounds (Moody Coliseum)  
! Continental Tire Las Vegas Classic (Las Vegas - Orleans Arena)

## SMU When Both Teams Ranked

SMU When Both Ranked Since 1954-55

Overall: 6-8 H: 2-2 A: 0-4 N: 4-2 OT: 0-1  
[ ] Associated Press Rank or [AP/Coaches]

1955-56

[8] M16	vs. [17] Houston #	W, 89-74
[8] M17	vs. [16] Oklahoma City #	W, 84-63
[8] M22	vs. [1] San Francisco %	L, 86-68
[8] M23	vs. [13] Temple %^	L, 90-81

# NCAA West Regional (Lawrence, Kan.)  
% NCAA Final Four (Evanston, Ill.)  
^ NCAA Third Place

1956-57

[4] D21	at [7] Kentucky	L, 73-67
[4] M15	[2] Kansas -	L (ot), 73-65
[4] M16	[10] Saint Louis -	W, 78-68

- NCAA Midwest Regional (Moody Coliseum)

1958-59

[18] D11	at [2] Kentucky	L, 72-60
----------	-----------------	----------

1984-85

[6] D22	vs. [11] Oklahoma -	W, 85-76
[4] J13	vs. [5] North Carolina %	W, 84-82
[9] F16	[19] Louisville	W, 72-64

- Chaminade Classic (Honolulu, Hawaii)  
& Greensboro, N.C.  
# NCAA 2nd Round (Hartford, Conn.)

2013-14

[18/18] M5	[11/9] Louisville	L, 84-71
[18/18] M8	at [20/20] Memphis	L, 67-58

2014-15

[22/23] N17	at [13/11] Gonzaga	L, 72-56
-------------	--------------------	----------

# Postseason Tournament Boxscores

**'55** Bradley .....81  
SMU .....79  
NCAA West  
Semifinal

SMU Mustangs vs. Bradley Braves  
March 11, 1955 - Manhattan, Kansas (Ahearn Field House)  
NCAA - West Regional - Semifinal

BRADLEY 9-19		fg	ft	fla	reb	pf	pts
Hansen, Jerry	3	11	0	0	12	4	6
Gower, Jack	3	9	2	3	8	5	8
Babetch, Harvey	6	16	6	11	11	3	18
Peterson, Dick	2	7	4	5	5	8	8
Albeck, Stan	5	12	6	7	4	2	16
Dickman, Fred	0	1	0	2	2	0	0
Kent, John	1	4	1	2	3	1	3
Utt, Lee	8	14	6	7	7	3	22
TEAM	5						
TOTALS	28	74	25	37	57	23	81
	1st	pct	2nd	pct	game	pct	
Field Goals	17-40	42.5	11-34	32.4	28-74	37.8	
Free Throws	8-15	80.0	13-22	59.1	25-37	67.6	

SMU 15-10		fg	ft	fla	reb	pf	pts	
20 Krog, Joel	5	17	2	5	11	4	12	
45 McGregor, Bob	1	1	0	0	0	3	2	
16 Scharffenberger, Carl	1	3	2	6	0	1	4	
11 Showalter, Larry	2	9	0	10	0	4	4	
32 Krebs, Jim	5	16	9	11	15	4	19	
31 Miller, Tom	0	4	2	3	0	1	2	
44 Barnes, Art	8	20	4	4	4	2	20	
24 Mills, Bobby	2	5	3	4	4	4	7	
30 Morris, Ron	3	7	3	5	1	3	9	
TEAM	3							
TOTALS	27	82	25	38	48	22	79	
	1st	pct	2nd	pct	game	pct		
Field Goals	12-39	30.8	15-43	34.9	27-82	32.9		
Free Throws	17-25	68.0	8-13	61.5	25-38	65.8		
Officials: John Frazier, John Morrow	Attendance: 3,500							
	1st	2nd	TOT					
Bradley	46	35	-	81				
SMU	41	38	-	79				

**'56** [17] Houston .....74  
[8] SMU .....89  
NCAA West  
Semifinal

SMU Mustangs vs. Houston Cougars  
March 16, 1956 - Lawrence, Kansas (Allen Field House)  
NCAA - West Regional - Semifinal

HOUSTON 19-6		fg	ft	fla	reb	pf	pts
44 Evans, Dean	4	9	2	2	3	1	10
52 Foster, Jack	3	7	2	5	2	8	8
48 Helms, Art	4	18	4	5	10	5	12
50 Tucker, Harlow	3	7	0	0	8	3	6
58 Boldebeck, Don	3	15	3	5	7	5	9
54 Byrd, Larry	0	0	0	1	0	0	0
34 Datson, Danny	5	14	0	1	6	4	10
40 Lopez, Lupe	1	1	0	0	0	2	2
30 McEween, Andy	3	7	0	3	2	3	6
32 Sells, Sam	2	4	2	7	1	4	2
TEAM	4						
TOTALS	28	82	18	32	50	27	74
	1st	pct	2nd	pct	game	pct	
Field Goals	11-36	30.6	17-46	37.0	28-82	34.1	
Free Throws	9-16	56.3	9-16	56.3	18-32	56.3	

SMU 25-2		fg	ft	fla	reb	pf	pts	
15 Herscher, Rick	0	3	8	10	3	0	8	
20 Krog, Joel	0	7	8	10	9	3	8	
22 O'Kelley, Herschel	0	1	0	0	0	1	0	
16 Scharffenberger, Carl	2	2	0	0	1	0	4	
11 Showalter, Larry	4	8	1	4	9	4	9	
32 Krebs, Jim	11	28	5	14	3	2	27	
45 McGregor, Bob	1	1	0	1	2	1	2	
31 Miller, Tom	3	3	1	2	3	7	7	
44 Eldridge, Bill	0	0	0	0	1	0	0	
13 Lee, George	0	1	0	0	0	0	0	
24 Mills, Bobby	3	10	5	6	7	3	11	
30 Morris, Ron	4	10	5	6	6	2	13	
TEAM	5							
TOTALS	28	74	33	46	59	21	89	
	1st	pct	2nd	pct	game	pct		
Field Goals	17-45	37.8	11-29	37.9	28-74	37.8		
Free Throws	13-17	76.5	20-29	69.0	33-46	71.7		
Attendance: 10,000 (unofficial)								
	1st	2nd	TOT					
Houston	31	43	-	74				
SMU	47	42	-	89				

**'56** [13] Temple .....90  
[8] SMU .....81  
NCAA Final Four  
3rd Place

SMU Mustangs vs. Temple Owls  
March 23, 1956 - Evanston, Illinois (McGaw Hall)  
NCAA - Final Four - National 3rd Place Game

SMU 26-4		fg	ft	fla	reb	pf	pts
11 Showalter, Larry	4	12	0	0	6	1	8
20 Krog, Joel	4	12	0	0	11	2	8
15 Herscher, Rick	2	7	1	3	3	0	5
32 Krebs, Jim	9	22	11	12	11	1	29
31 Miller, Tom	0	0	0	0	1	1	0
30 Morris, Ron	2	6	8	8	1	4	12
24 Mills, Bobby	6	10	7	9	1	4	19
TEAM	5						
TOTALS	27	69	27	32	34	13	81
	game	pct					
Field Goals	27-69	39.1					
Free Throws	27-32	84.4					

TEMPLE 27-4		fg	ft	fla	reb	pf	pts	
Norman, Jay	8	20	1	2	22	3	17	
Reinfield, Hal	0	2	0	0	1	0	0	
Fleming, Dan	2	4	1	2	5	1	5	
10 Cohen, Fred	0	1	0	0	1	1	0	
Van Patton, Tink	2	10	2	2	10	4	6	
Rodgers, Guy	6	15	2	2	3	4	14	
6 Lear, Hal	17	30	14	17	7	4	48	
TEAM	5							
TOTALS	35	82	20	25	49	17	90	
	game	pct						
Field Goals	35-82	42.7						
Free Throws	20-25	80.0						
	1st	2nd	TOT					
SMU	38	43	-	81	Attendance: 10,000 (unofficial)			
Temple	41	49	-	90				

**'55** [16] Tulsa .....68  
SMU .....(ot) 67  
NCAA West  
3rd Place

SMU Mustangs vs. Tulsa Golden Hurricane  
March 12, 1955 - Manhattan, Kansas (Ahearn Field House)  
NCAA - West Regional - 3rd Place Game

TULSA 21-7		fg	ft	fla	reb	pf	pts
38 Duncan, Jim	1	5	3	4	4	2	5
30 Patterson, Bob	13	25	10	12	11	2	36
18 Courter, Dick	4	10	6	6	12	4	14
26 Krouse, Jim	1	1	0	1	0	1	0
36 Yates, John	2	3	0	0	2	3	4
33 Born, Junior	2	9	0	4	2	4	2
Evans, Jerry	0	1	0	0	0	3	0
Hacker, Jerry	1	8	0	0	3	3	2
Stewart, Ernie	0	2	1	3	3	1	1
TEAM	3						
TOTALS	24	64	20	29	41	20	68
	1st	pct	2nd	pct	OT	pct	game
Field Goals	14-36	38.9	10-28	35.7	0-0	n/a	24-64
Free Throws	15-20	75.0	5-9	55.6	0-0	n/a	20-29

SMU 15-11		fg	ft	fla	reb	pf	pts	
14 Alexander, Nelson	0	1	0	1	0	0	0	
20 Krog, Joel	3	6	0	3	11	0	6	
45 McGregor, Bob	0	4	2	4	1	2	2	
15 Scharffenberger, Carl	1	3	0	1	4	3	2	
11 Showalter, Larry	0	2	0	0	2	1	0	
32 Krebs, Jim	5	15	5	8	10	4	15	
31 Miller, Tom	6	11	1	3	5	2	13	
44 Barnes, Art	2	15	5	6	7	2	9	
29 Clayton, Bob	0	2	0	0	3	1	0	
13 Lee, George	0	0	0	0	0	0	0	
24 Mills, Bobby	3	6	4	4	1	0	10	
30 Morris, Ron	3	7	4	8	5	3	10	
TEAM	1							
TOTALS	23	72	21	34	54	17	67	
	1st	pct	2nd	pct	OT	pct	game	
Field Goals	11-38	28.9	12-34	35.3	0-0	n/a	23-72	
Free Throws	10-18	55.6	10-14	71.4	1-2	50.0	21-34	
Officials: John Frazier, John Morrow	Attendance: 2,500							
	1st	2nd	OT	TOT				
Tulsa	43	21	4	68				
SMU	33	31	3	67				

**'56** [16] Oklahoma City .....63  
[8] SMU .....84  
NCAA West  
Final

SMU Mustangs vs. Oklahoma City Chiefs  
March 17, 1956 - Lawrence, Kansas (Allen Field House)  
NCAA - West Regional - Final

OKLA. CITY 20-7		fg	ft	fla	reb	pf	pts
34 Dunbar	0	2	0	0	0	2	0
74 Gilbert	1	1	2	2	1	0	4
11 Griffin	7	14	0	1	3	3	14
59 Holloway	3	7	0	0	5	1	6
33 Lee	2	11	4	7	4	3	8
95 Reed	7	20	7	8	9	4	21
22 Bradshaw	4	8	0	0	5	2	8
35 Jeter	0	4	0	3	2	1	0
25 Juby	0	1	0	0	2	1	0
23 Magana	0	1	0	0	7	3	0
85 Wheeler	1	3	0	0	0	2	2
TEAM	1						
TOTALS	25	72	13	21	39	24	63
	1st	pct	2nd	pct	game	pct	
Field Goals	14-46	30.4	11-26	42.3	25-72	34.7	
Free Throws	6-8	75.0	7-13	53.8	13-21	61.9	

SMU 26-2		fg	ft	fla	reb	pf	pts
15 Herscher, Rick	0	0	2	0	0	2	0
20 Krog, Joel	6	16	10	13	12	2	22
22 O'Kelley, Herschel	0	0	0	1	1	0	0
16 Scharffenberger, Carl	0	1	0	1	0	1	0
11 Showalter, Larry	8	15	4	6	1	2	20
45 McGregor, Bob	0	0	0	0	1	0	0
31 Miller, Tom	1	1	6	8	3	2	8
32 Krebs, Jim	2	10	3	4	8	4	7
44 Eldridge, Bill	0	1	0	1	0	0	0
13 Lee, George	0	1	1	2	0	0	1
24 Mills, Bobby	4	6	6	7	2	0	14
30 Morris, Ron	4	5	2	3	5	1	10
TEAM	5						
TOTALS	25	56	34	44	44	12	

'65 Wichita State .86 NCAA Midwest Semifinal SMU .81

SMU Mustangs vs. Wichita State Shockers March 12, 1965 - Manhattan, Kansas (Ahearn Field House) NCAA - Midwest Regional - Semifinal

Table with columns for player name, fg, fga, ft, fta, reb, pf, pts. Includes totals and field goals.

Table with columns for player name, fg, fga, ft, fta, reb, pf, pts. Includes totals and field goals.

'66 [7] Cincinnati .84 NCAA Midwest 3rd Place SMU .89

SMU Mustangs vs. Cincinnati Bearcats March 12, 1966 - Lubbock, Texas (Lubbock Memorial Coliseum) NCAA - Midwest Regional - 3rd Place Game

Table with columns for player name, fg, fga, ft, fta, reb, pf, pts. Includes totals and field goals.

Table with columns for player name, fg, fga, ft, fta, reb, pf, pts. Includes totals and field goals.

'74 SMU .70 CCA Quarterfinal [15] Southern Cal .82

SMU Mustangs vs. Southern California Trojans March 14, 1974 - St. Louis, Mo. (St. Louis Arena) Collegiate Commissioners Association Invitational - Quarterfinal

Table with columns for player name, fg, fga, ft, fta, reb, pf, pts, a, to, min. Includes totals and field goals.

'65 SMU .89 NCAA Midwest 3rd Place Houston .87

SMU Mustangs vs. Houston Cougars March 13, 1965 - Manhattan, Kansas (Ahearn Field House) NCAA - Midwest Regional 3rd Place Game

Table with columns for player name, fg, fga, ft, fta, reb, pf, pts. Includes totals and field goals.

Table with columns for player name, fg, fga, ft, fta, reb, pf, pts. Includes totals and field goals.

'67 [2] Louisville .81 NCAA Midwest Semifinal SMU .83

SMU Mustangs vs. Louisville Cardinals March 17, 1967 - Lawrence, Kansas (Allen Field House) NCAA - Midwest Regional - Semifinal

Table with columns for player name, fg, fga, ft, fta, reb, pf, pts. Includes totals and field goals.

Table with columns for player name, fg, fga, ft, fta, reb, pf, pts. Includes totals and field goals.

'84 #9 SMU .83 NCAA West 1st Round #8 Miami (OH) .69

SMU Mustangs vs. Miami (Ohio) Redhawks March 16, 1984 - Pullman, Washington (Performing Arts Coliseum) NCAA - West Regional - 1st Round

Table with columns for player name, fg, fga, ft, fta, reb, pf, pts, a, to, blk, s, min. Includes totals and field goals.

'66 [4] Kansas .76 NCAA Midwest Semifinal SMU .70

SMU Mustangs vs. Kansas Jayhawks March 11, 1966 - Lubbock, Texas (Lubbock Memorial Coliseum) NCAA - Midwest Regional - Semifinal

Table with columns for player name, fg, fga, ft, fta, reb, pf, pts, a. Includes totals and field goals.

Table with columns for player name, fg, fga, ft, fta, reb, pf, pts, a. Includes totals and field goals.

'67 SMU .75 NCAA Midwest Final [7] Houston .83

SMU Mustangs vs. Houston Cougars March 18, 1967 - Lawrence, Kansas (Allen Field House) NCAA - Midwest Regional - Final

Table with columns for player name, fg, fga, ft, fta, reb, pf, pts, a. Includes totals and field goals.

Table with columns for player name, fg, fga, ft, fta, reb, pf, pts, a. Includes totals and field goals.

'84 #9 SMU .36 NCAA West 2nd Round #1 [2] Georgetown .37

SMU Mustangs vs. Georgetown Hoyas March 18, 1984 - Pullman, Washington (Performing Arts Coliseum) NCAA - West Regional - 2nd Round

Table with columns for player name, fg, fga, ft, fta, reb, pf, pts, a, to, blk, s, min. Includes totals and field goals.



'00 SMU 64 NIT SW Missouri State 77 1st Round

SMU Mustangs vs Southwest Missouri State Bears
March 16, 2000 - at Springfield, Mo. (Hammons Student Center)
National Invitation Tournament (NIT) 1st Round
SMU 21-9
# Player fg ft lg 3pt ft a of de tot pf tp a to blk s min
05 Sasser, Jeryl f 1 8 0 3 4 4 1 3 4 1 5 2 0 0 0 1 28
34 Davis, Willie f 2 10 0 1 1 6 6 7 13 3 3 5 1 1 0 1 29
29 ROUNDTREE, Steven f 1 3 0 0 3 4 1 2 3 4 5 2 2 0 1 12
32 BELL-HOLDER, Damen f 4 9 0 3 2 2 4 3 7 5 10 2 4 1 1 30
04 HANCOCK, Damon g 4 9 0 3 1 2 2 1 3 3 9 1 1 0 0 23
23 Woods, Stephen g 4 1 3 10 0 0 1 1 3 11 0 1 0 0 28
03 Bratton, Renaldo g 0 1 0 1 0 0 0 1 1 0 0 0 0 0 0 5
12 Anderson, Anthony g 3 0 3 3 1 2 0 0 1 1 1 1 0 0 2 6
13 Ross, Quinton 5 10 3 1 4 2 2 5 3 8 1 13 2 1 1 27
20 Nability, Tom 1 1 1 1 0 0 0 0 0 0 3 0 0 0 0 1
33 Kelley, Jibran 0 0 0 0 0 0 1 0 1 1 0 0 0 0 0 9
45 Broer, Copley 0 0 0 0 2 4 2 0 2 0 0 0 0 0 0 6
54 Forinash, Jon 0 3 0 0 0 0 0 0 0 3 0 0 1 0 0 8
TEAM 2 2
Totals..... 23 68 5 28 13 25 20 26 46 18 64 7 6 1 6 200
TOTAL FG% 1st Half: 12-39 30.8% 2nd Half: 11-29 37.9% Game: 33.8% DEAD
3-Pt. FG% 1st Half: 3-15 20.0% 2nd Half: 2-13 15.4% Game: 17.9% REBS
F Throw % 1st Half: 4-10 40.0% 2nd Half: 9-15 60.0% Game: 52.0% 6

Officials: Ron Zeltcher, Winston Sliith, Kelly Self Technical Notes: None. Attendance: 6064
Score by Periods 1st 2nd Total
SMU 31 33 64
SW Missouri State 43 34 77
Pts in the paint-SMU 11, SMS 6. 2nd chance pts-SMU 17, SMS 19. Bench pts-SMU 19, SMS 9.
Score tied-1 time. Lead changed-6 times. Last FG-SMU 2nd-00:44. SMS 2nd-04:34.
Largest lead-SMU by 2 1st-10:16. SMS by 19 2nd-14:17.

SPRINGFIELD, Mo. --- SMU fell 77-64 at SW Missouri State in the opening round of the NIT. SMU (21-9) controlled the boards early and held a 23-21 lead with 10:11 remaining in the half as the two teams exchanged the lead six different times. SW Missouri State (23-10) tied the game at 23-23 with 8:45 remaining and took the lead for good on Eric Judd's 3-pointer - leading 43-31 at the half. SMU opened the second half with an 11-5 run to cut the lead to six, but the Bears responded with a 13-0 run over the next 2:14 behind four 3-pointers to push the lead back to 19. DeWayne Floyd recorded his third double-double of the season with a team-high 15 points to go with 11 rebounds, and Quinton Ross added 13 points in the loss. Willie Davis, who was named MVP of the Pizza Hut Classic after scoring 25 points in the championship game against the Bears, led SMU with 13 rebounds.

'11 SMU 57 CIT Northern Iowa 50 Quarterfinal

SMU Mustangs at Northern Iowa Panthers
March 21, 2011 - at Cedar Falls, Iowa (McLeod Center)
CollegiateInsider.com Tournament (CIT) - Quarterfinal
SMU 20-14
# Player fg ft lg 3pt ft a of de tot pf tp a to blk s min
12 MANGRUM, Collin \* 4 8 2 4 1 2 0 2 3 3 11 3 1 0 0 34
12 SAMARRIPAS, Jeremiah \* 2 4 0 1 1 2 0 2 3 2 5 1 2 0 0 29
22 WALKER, Mike \* 1 4 1 4 4 4 0 2 2 2 7 2 2 1 0 30
24 NYAKUNDI, Robert \* 4 8 3 5 0 0 1 1 3 11 2 2 1 0 25
42 DIA, Papa \* 6 11 0 1 5 7 4 17 21 3 17 1 4 2 38
00 CLINKSCALES, Rodney 0 0 0 0 0 0 0 0 0 0 0 2 0 0 0 10
02 HAYNES, Justin 1 1 0 0 1 4 0 1 1 2 3 1 2 0 0 11
13 PATSEVICH, Alaksai 1 2 1 1 0 0 0 0 0 0 3 0 0 0 2 10
30 HARP, Ryan 0 0 0 0 0 0 0 0 0 2 0 0 0 1 0 13
TEAM 1 2 3
Totals..... 19 38 7 16 12 19 5 28 33 17 57 12 15 1 2 200
TOTAL FG% 1st Half: 12-21 57.1% 2nd Half: 7-17 41.2% Game: 50.0% DEAD
3-Pt. FG% 1st Half: 3-8 37.5% 2nd Half: 4-8 50.0% Game: 43.8% REBS
F Throw % 1st Half: 4-6 66.7% 2nd Half: 8-13 61.5% Game: 62.8% 3

Officials: Terry Oglesby, Jim Schipper, Kipp Kissinger Technicals: None. Attendance: 3968
Score by Periods 1st 2nd Total
SMU 31 26 57
Northern Iowa 23 27 50
Points in the paint-SMU 12, NI 8. Pts off turnovers-SMU 0, NI 9. 2nd chance pts-SMU 5, NI 12.
Fast break pts-SMU 0, NI 0. Bench pts-SMU 6, NI 8. Score tied-0 times. Lead changed-4 times.
Last FG-SMU 2nd-01:17, NI 2nd-00:20. Largest lead-SMU by 13 2nd-14:15, NI by 4 1st-17:18.

CEDAR FALLS, Iowa (SMU) - Papa Dia had 17 points and grabbed a career-high 21 rebounds as SMU defeated Northern Iowa 57-50 in the quarterfinal round of the CIT. Dia had 16th double-double of the season and 29th of his career. The senior had 15 points and 12 rebounds heading in to the half. His 21 boards were the most by a Mustang since Jon Koncak collected 21 rebounds in 1985. Collin Mangrum and Robert Nyakundi added 11 points each. Mangrum also had three rebounds and five assists, while Nyakundi went 3-of-5 from behind the arc to extend his new school record of 3FG made in a season to 93. After falling behind in the opening minutes, the Mustangs regained the lead 4:26 in to the game and never looked back. SMU has won three postseason games in the same year for just the second time in school history (1956 team won three to advance to the NCAA Final Four). The Mustangs outbounded Northern Iowa 30-24, and turned in their best defensive effort of the season. They held the Panthers to 14-for-51 from the field - 5-of-25 from beyond the arc - while Ahelegbe led Northern Iowa with 18 points.

'11 Oral Roberts 57 CIT SMU 64 (ot) 64 1st Round

SMU Mustangs vs Oral Roberts Golden Eagles
March 16, 2011 - at Dallas, Texas (Moody Coliseum)
CollegiateInsider.com Tournament (CIT) - 1st Round
Oral Roberts 19-16
# Player fg ft lg 3pt ft a of de tot pf tp a to blk s min
22 ROUNDTREE, Steven f 1 3 0 0 3 4 1 2 3 4 5 2 2 0 1 12
32 BELL-HOLDER, Damen f 4 9 0 3 2 2 4 3 7 5 10 2 4 1 1 30
04 HANCOCK, Damon g 4 9 0 3 1 2 2 1 3 3 9 1 1 0 0 23
23 Woods, Stephen g 4 1 3 10 0 0 1 1 3 11 0 1 0 0 28
03 Bratton, Renaldo g 0 1 0 1 0 0 0 1 1 0 0 0 0 0 0 5
12 Anderson, Anthony g 3 0 3 3 1 2 0 0 1 1 1 1 0 0 2 6
13 Ross, Quinton 5 10 3 1 4 2 2 5 3 8 1 13 2 1 1 27
20 Nability, Tom 1 1 1 1 0 0 0 0 0 0 3 0 0 0 0 1
33 Kelley, Jibran 0 0 0 0 0 0 1 0 1 1 0 0 0 0 0 9
45 Broer, Copley 0 0 0 0 2 4 2 0 2 0 0 0 0 0 0 6
54 Forinash, Jon 0 3 0 0 0 0 0 0 0 3 0 0 1 0 0 8
TEAM 2 2
Totals..... 22 56 4 16 9 13 10 24 34 23 57 11 17 3 5 225
TOTAL FG% 1st Half: 9-24 37.5% 2nd Half: 11-25 44.0% Game: 39.3% DEAD
3-Pt. FG% 1st Half: 1-8 12.5% 2nd Half: 3-7 42.9% Game: 25.0% REBS
F Throw % 1st Half: 3-6 50.0% 2nd Half: 5-5 100% Game: 69.2% 3

Officials: Eric Curry, Bobby Velkouter, Gerald Williams Attendance: 1090
Technical Notes: Oral Roberts-BELL-HOLDER, DAMEN; STOKES, KYRON; SMU-DIA, PAPA.
Score by Periods 1st 2nd OT Total
Oral Roberts 22 30 5 57
SMU 24 28 12 64
Pts in the paint-ORU 28, SMU 30. Pts off turnovers-ORU 11, SMU 12. 2nd chance pts-ORU 10, SMU 2.
Fast break pts-ORU 0, SMU 8. Bench pts-ORU 4, SMU 25. Score tied-8 times. Lead changed-11 times.
Last FG-ORU 02-02:12, SMU 01-00:50. Largest lead-ORU by 4 1st-19:20, SMU by 7 1st-03:25.

DALLAS (SMU) --- Papa Dia had 17 points, 15 rebounds and five blocked shots as SMU defeated Oral Roberts 64-57 in overtime in the first round of the CIT. It is the first postseason win for SMU since the first round of the 1988 NCAA Tournament and the first postseason appearance for the Mustangs since the NIT in 2000. SMU will host Jacksonville in the second round of the CIT on Saturday at 2 p.m. Justin Haynes had seven points and had two critical free throws for the Mustangs (18-14). Haynes stepped to the line with SMU leading 58-57 with 28 seconds left in overtime and extended SMU's lead to 60-57. Oral Roberts (19-16) turned the ball over before SMU finished the game with two free throws each by Robert Nyakundi and Mike Walker. Nyakundi totaled 15 points for SMU, going 5-of-8 from the field and 4-of-4 at the free throw line. HARP was also 4-of-4 as SMU finished 18-of-22 overall at the line. Dominic Morrison led ORU with 21 points and eight rebounds. Warren Niles scored 13 points and Damen Bell-Holler had 10. SMU shot 45.8 percent to 39.3 for Oral Roberts. SMU led 24-22 at halftime and the game was tied at 52-52 after regulation.

'11 Santa Clara 72 CIT SMU 55 Semifinal

SMU Mustangs vs Santa Clara Broncos
March 25, 2011 - at Dallas, Texas (Moody Coliseum)
CollegiateInsider.com Tournament (CIT) - Semifinal
Santa Clara 23-14
# Player fg ft lg 3pt ft a of de tot pf tp a to blk s min
01 Payne, Troy f 6 0 0 0 3 3 4 4 8 5 15 1 1 0 0 32
10 Dowdell, Ben f 3 5 0 0 1 2 3 2 5 4 7 1 1 0 0 14
15 Trasolini, Marc f 2 9 0 1 0 1 4 3 7 2 4 1 0 0 0 27
00 Rosagone, Evan g 0 10 0 0 8 2 3 1 5 6 3 2 2 1 1 36
21 Foster, Kevin g 13 23 5 13 4 7 0 3 3 13 5 1 4 0 2 38
04 Pericone, Kyle 0 0 0 0 0 0 0 0 1 1 0 0 0 0 0 0 0+
13 Santos, Michael 0 0 0 0 2 2 0 0 5 5 1 2 1 0 0 0 22
14 Gamble, Beau 0 0 0 0 0 0 0 0 0 0 0 0 0 0 0 0 0+
22 Mensah, Nate 0 0 0 0 0 0 0 0 0 0 0 0 0 0 0 0 0+
25 McArthur, John 0 0 0 0 0 0 0 0 0 0 0 0 0 0 0 0 0+
31 Harrison, Nyli 2 4 0 0 0 0 1 3 4 1 4 0 1 0 0 20
33 Bach, Philip 0 0 0 0 0 0 0 0 3 4 0 0 0 0 0 0 0+
42 Cowels, Raymond III 1 1 1 1 0 0 0 0 1 2 3 0 1 0 0 6
TEAM 1 2 3
Totals..... 27 58 6 23 12 18 14 29 43 17 72 7 9 1 2 200
TOTAL FG% 1st Half: 12-28 42.9% 2nd Half: 15-30 50.0% Game: 46.6% DEAD
3-Pt. FG% 1st Half: 4-13 30.8% 2nd Half: 2-10 20.0% Game: 26.1% REBS
F Throw % 1st Half: 4-7 57.1% 2nd Half: 8-11 72.7% Game: 66.7% 2

Officials: Mike Thibodeaux, Kelly Self, Jeff Campbell Attendance: 2458
Score by Periods 1st 2nd Total
Santa Clara 32 40 72
SMU 30 25 55
Pts in the paint-SCU 32, SMU 16. Pts off turnovers-SCU 11, SMU 7. 2nd chance pts-SCU 10, SMU 7.
Fast break pts-SCU 0, SMU 0. Bench pts-SCU 9, SMU 14. Score tied-2 times. Lead changed-7 times.
Last FG-SCU 2nd-02:14, SMU 2nd-06:07. Largest lead-SCU by 17 2nd-00:28, SMU by 9 1st-06:01.

DALLAS (AP) - Kevin Foster scored 35 points, Troy Payne added 15 and Santa Clara beat SMU 72-55 Friday night to reach the championship of the CollegiateInsider.com Tournament. Santa Clara (23-14) will face Iowa or East Tennessee State, who play Saturday. SMU (20-15), finished its first 20-win season since 1999-2000. With the game tied at 51 with 7:44 left, Santa Clara closed on a 21-4 run, including 13 points from Foster over the stretch. Foster sealed the victory with a four-point play with 2:14 left. With two seconds left on the shot clock, he drained a 3 from the left wing while getting fouled to give the Broncos a commanding 66-54 lead.

'11 Jacksonville 62 CIT SMU 63 2nd Round

SMU Mustangs vs Jacksonville Dolphins
March 19, 2011 - at Dallas, Texas (Moody Coliseum)
CollegiateInsider.com Tournament (CIT) - 2nd Round
Jacksonville 20-12
# Player fg ft lg 3pt ft a of de tot pf tp a to blk s min
10 HARDY/Ayron f 0 8 0 1 4 4 1 5 2 4 1 5 2 4 2 2 1 3 33
21 GRAHAM/Delwan f 4 8 0 0 3 5 1 2 3 4 11 1 2 0 4 24
01 COHN/Travis g 8 12 4 6 2 2 1 0 1 0 22 0 0 0 0 0 30
02 POWELL/Russell g 1 7 0 2 2 2 1 2 3 3 4 5 1 1 0 1 30
23 GALVIN/Tevin g 0 4 0 2 0 0 6 1 7 0 0 2 0 0 2 0 24
11 DAVIS/Chris 0 0 0 0 0 0 0 0 0 0 0 0 0 0 0 1 3
12 JEFFERS/Shamile 0 0 0 0 2 2 0 1 1 0 2 0 0 0 1 7
15 CABELL/Alays 3 5 1 1 0 0 1 0 1 2 7 1 3 0 3 11
20 McDOUGALD/Keith 4 9 3 6 1 1 0 1 1 3 12 1 1 0 2 26
34 PALMER/Kalon 0 0 0 0 0 0 0 0 0 0 0 0 0 0 0 3
42 POWELL/Glen 0 4 0 0 0 0 2 0 2 0 0 0 0 0 0 16
TEAM 2 2
Totals..... 20 57 8 18 14 18 12 30 16 62 10 1 1 7 200
TOTAL FG% 1st Half: 7-26 26.9% 2nd Half: 13-31 41.9% Game: 35.1% DEAD
3-Pt. FG% 1st Half: 0-7 0.0% 2nd Half: 8-11 72.7% Game: 44.4% REBS
F Throw % 1st Half: 8-9 88.9% 2nd Half: 6-7 85.7% Game: 87.5% 1

Officials: Jim Haney, Ray Perone, Wally Rutelick Attendance: 894
Technical Notes: Jacksonville-McDOUGALD/Keith TEAM.
Score by Periods 1st 2nd Total
Jacksonville 22 40 62
SMU 36 27 63
Pts in the paint-JU 16, SMU 32. Pts off turnovers-JU 27, SMU 13. 2nd chance pts-JU 12, SMU 5.
Fast break pts-JU 6, SMU 2. Bench pts-JU 21, SMU 9. Score tied-2 times. Lead changed-4 times.
Last FG-JU 2nd-00:04, SMU 2nd-00:14. Largest lead-JU by 1 2nd-00:47, SMU by 21 1st-06:38.

DALLAS (SMU) - Papa Dia had 21 points, including two free throws with 0.1 seconds on the clock, to give SMU a 63-62 win in the 2nd round of the CIT. There were four lead changes in the final 47 seconds. Jacksonville (20-12) took its first lead of the game, 59-58, on a Delwan Graham layup with 47 seconds left. Jeremiah Samarripas answered for SMU (19-14) with a driving reverse layup and a free throw with 14.3 seconds remaining for a 61-59 edge. Travis Cohn put Jacksonville back up 62-61 on a step-back 3-pointer with four seconds on the clock. SMU called timeout at mid-court with 0.8 seconds left. After the timeout, Collin Mangrum found Dia near the basket. Dia was fouled by Graham on the shot to set up the free throws. Dia hit 10-13 field goals for a team-high 24 points and hit 8 rebounds and 3 blocks. Samarripas had a career-high 16 points and hit 3-3 3-pointers. Mike Walker had 9 points and 6 assists. Cohn led Jacksonville with 22 points, all in the 2nd half. Keith McDougal had 12 points and Graham finished with 11. SMU shot 63.2 percent from the field and held Jacksonville to 35.1 percent. SMU started 13-15 from the field and built a 31-10 lead. SMU led 36-22 at halftime.

## #14 #8 UC Irvine .....54 NIT

### #1 [-/RV] SMU .....68 First Round (32)

3/19/14 8:05 p.m. at Dallas, Texas (Moody Coliseum) - NIT First Round (Win later vacated)

**UC Irvine 21-12**

#	Player	tot-fg		3-pt		rebounds		pf	tp	a	to	blk	s	min				
		fg	fga	fg	fga	ft	fta								of	de	tot	
03	David Li, Mamadou	f	3	9	0	0	3	4	5	6	11	4	9	0	1	27		
34	Ndaye, Will	c	2	5	0	0	3	4	3	9	12	4	7	0	1	30		
01	Young, Alex	g	3	8	2	2	2	0	1	1	4	10	5	3	0	33		
05	McNeely, Chris	g	4	11	1	5	0	0	4	4	4	3	9	1	4	0	31	
10	Nelson, Luke	g	0	13	3	10	2	2	0	4	5	4	13	4	3	0	31	
02	Souza, Travis	g	0	1	0	1	0	0	0	1	1	0	0	0	0	7		
24	Dunning, Dominique	g	0	0	0	0	0	0	0	1	1	0	0	0	0	7		
25	Ryan, John	g	2	2	0	0	0	0	2	2	3	0	0	0	0	9		
32	Wright, Aaron	g	1	1	0	0	0	0	1	1	0	2	1	4	0	0	15	
33	Best, Mike	g	1	2	0	0	0	0	0	1	1	0	2	0	0	0	12	
	<b>TEAM</b>																	
	<b>Totals</b>		19	52	6	20	10	14	13	30	43	24	54	11	20	9	3	200
	<b>TOTAL FG%</b>	1st Half: 12-23	52.2%	2nd Half: 7-29	24.1%	Game: 36.5%	DEAD											
	<b>3-Pt. FG%</b>	1st Half: 4-8	50.0%	2nd Half: 2-12	16.7%	Game: 30.0%	REBS											
	<b>F Throw %</b>	1st Half: 2-2	100%	2nd Half: 8-12	66.7%	Game: 71.4%	2											

**SMU 24-9**

#	Player	tot-fg		3-pt		rebounds		pf	tp	a	to	blk	s	min				
		fg	fga	fg	fga	ft	fta								of	de	tot	
02	WILLIAMS, Shawn	f	1	4	0	0	2	2	0	2	2	3	2	0	1	11		
05	KENNEDY, Markus	f	3	14	0	0	3	4	4	2	6	3	6	0	2	1	25	
03	BROWN, Sterling	g	3	5	2	3	0	0	3	4	7	4	8	0	1	0	30	
11	MOORE, Nic	g	2	5	1	3	2	2	0	4	4	1	7	8	1	0	4	33
12	RUSSELL, Nick	g	3	10	1	4	3	4	0	4	4	1	10	3	0	1	37	
01	MANUEL, Ryan	g	0	3	0	1	2	0	0	4	4	0	1	1	0	1	3	14
04	FRAZIER, Keith	g	1	2	1	2	0	0	0	0	0	0	0	0	0	0	7	
13	HEAD, Crawl	g	0	0	0	0	0	0	0	0	0	0	0	0	0	0	0	0
15	CUNNINGHAM, Canner	g	4	9	0	0	0	5	2	1	3	2	17	0	3	2	2	20
34	MOORE, Ben	g	3	7	0	0	5	6	5	2	2	1	1	0	0	1	23	
	<b>TEAM</b>																	
	<b>Totals</b>		20	59	5	12	23	34	17	22	39	16	68	12	8	4	13	200
	<b>TOTAL FG%</b>	1st Half: 10-34	29.4%	2nd Half: 10-25	40.0%	Game: 33.9%	DEAD											
	<b>3-Pt. FG%</b>	1st Half: 2-7	28.6%	2nd Half: 3-5	60.0%	Game: 41.7%	REBS											
	<b>F Throw %</b>	1st Half: 7-11	63.6%	2nd Half: 16-23	69.6%	Game: 67.0%	3											

Officials: Bo Boroski, Mike Nance, Brad Ferrie Technicals: UC Irvine-TEAM. Attendance: 5031

Points in the paint-UCI 16,SMU 20. Points off turnovers-UCI 8,SMU 19. 2nd chance points-UCI 7,SMU 15. Fast break points-UCI 0,SMU 11. Bench points-UCI 6,SMU 32. Score tied-1 time. Lead changed-3 times. Last FG-UCI 2nd-01:16, SMU 2nd-01:53. Largest lead-SMU by 8 1st-14:05, SMU by 14 2nd-00:42.

DALLAS (AP) -- Canner Cunningham scored 17 points to lead SMU to a 68-54 victory Wednesday night over UC Irvine in the first round of the NIT. Ben Moore added 11 points in the Mustangs' first NIT win since 2000. Nick Russell had 10. SMU (24-9) used a 23-7 run in the second half to erase a 35-29 deficit, scoring inside and hitting free throws to balloon the lead to 53-42 with 8:16 left. However, less than 2 minutes later, officials determined the Mustangs inadvertently were given a 1-and-1 opportunity too early, and they subtracted two points from the hosts to make it 51-44 with 7:24 left. Soon after the overturned call, a UC Irvine foul was overturned after discussion by the referees. The call didn't seem to affect the Mustangs, as the Anteaters never got closer than six the rest of the way. Luke Nelson led No. 8 seed UC Irvine (23-12) with 13 points, and Alex Young chipped in 10. After the Anteaters turned a 30-29 halftime lead into a 35-29 advantage less than three minutes into the second half, SMU cranked up its intensity to erase the lead.

## #14 #2 California .....65 NIT

### #1 [-/RV] SMU .....67 Quarterfinal

03/26/14 8:05 p.m. at Dallas, Texas (Moody Coliseum) - NIT Quarterfinals (Win later vacated)

**California 21-14**

#	Player	tot-fg		3-pt		rebounds		pf	tp	a	to	blk	s	min				
		fg	fga	fg	fga	ft	fta								of	de	tot	
45	Kravish, David	f	5	9	0	0	2	2	4	4	4	1	12	4	1	2	37	
01	Cobbs, Justin	g	8	11	2	4	0	0	4	4	4	1	18	7	3	0	0	37
03	Wallace, Tyrone	g	4	10	2	0	0	0	3	3	6	0	0	1	0	1	33	
23	Bird, Jabari	g	8	13	3	6	1	1	0	1	1	2	20	0	2	0	2	39
24	Kreklow, Ricky	g	0	4	0	4	2	2	0	1	2	0	0	2	0	0	2	23
02	Singer, Sam	g	0	0	0	0	0	0	0	0	0	0	0	0	0	0	0	5
14	Behrens, Christian	g	0	1	0	0	0	2	1	2	3	4	2	0	0	0	0	14
15	Mathews, Jordan	g	1	3	1	2	0	0	0	1	1	0	0	0	0	0	0	16
21	Powers, Jeff	g	0	0	0	0	0	0	0	0	0	0	0	0	0	0	0	5
	<b>TEAM</b>																	
	<b>Totals</b>		26	51	6	18	7	7	6	16	22	15	65	15	8	1	7	200
	<b>TOTAL FG%</b>	1st Half: 12-27	44.4%	2nd Half: 14-24	58.3%	Game: 51.0%	DEAD											
	<b>3-Pt. FG%</b>	1st Half: 3-10	30.0%	2nd Half: 3-8	37.5%	Game: 33.3%	REBS											
	<b>F Throw %</b>	1st Half: 2-2	100%	2nd Half: 5-5	100%	Game: 100%	1											

**SMU 26-9**

#	Player	tot-fg		3-pt		rebounds		pf	tp	a	to	blk	s	min				
		fg	fga	fg	fga	ft	fta								of	de	tot	
02	WILLIAMS, Shawn	f	3	6	1	1	0	0	3	3	6	1	7	2	1	0	0	24
05	KENNEDY, Markus	f	8	10	0	0	3	3	6	4	10	2	19	2	1	0	0	29
03	BROWN, Sterling	g	3	7	0	0	0	0	3	3	6	0	0	0	0	1	0	37
11	MOORE, Nic	g	4	11	3	8	0	0	1	1	1	3	11	3	2	0	1	37
12	RUSSELL, Nick	g	2	8	0	3	4	0	1	2	3	1	8	0	4	0	1	39
01	MANUEL, Ryan	g	0	0	0	0	0	0	0	0	0	0	3	0	0	0	1	10
04	FRAZIER, Keith	g	3	6	2	2	1	3	0	1	1	1	9	1	0	0	0	15
15	CUNNINGHAM, Canner	g	0	1	0	0	0	1	2	3	1	0	2	0	2	0	1	16
34	MOORE, Ben	g	1	5	0	0	2	4	3	1	4	2	4	1	1	0	1	15
	<b>TEAM</b>																	
	<b>Totals</b>		24	54	6	17	13	18	17	18	35	11	67	13	9	2	6	200
	<b>TOTAL FG%</b>	1st Half: 12-30	40.0%	2nd Half: 12-24	50.0%	Game: 44.4%	DEAD											
	<b>3-Pt. FG%</b>	1st Half: 3-9	33.3%	2nd Half: 3-8	37.5%	Game: 35.3%	REBS											
	<b>F Throw %</b>	1st Half: 5-8	62.5%	2nd Half: 8-10	80.0%	Game: 72.2%	2											

Officials: Don Daily, Gerry Pollard, Brent Hampton Technicals: None. Attendance: 7038 (sellout)

Points in the paint-CAL 20,SMU 30. Points off turnovers-CAL 9,SMU 8. 2nd chance points-CAL 0,SMU 16. Fast break points-CAL 9,SMU 2. Bench points-CAL 5,SMU 16. Score tied-4 times. Lead changed-7 times. Last FG-CAL 2nd-00:15, SMU 2nd-00:07. Largest lead-CAL by 9 1st-14:07, SMU by 7 2nd-19:03.

DALLAS (AP) -- Hall of Fame coach Larry Brown is headed back to Madison Square Garden, this time taking his SMU Mustangs to the NIT semifinals. Nic Moore provided one more dose of Moody Magic, getting a nice screen from Markus Kennedy on a seldom-used play to make a 3-pointer with 6.5 seconds left to push SMU past California 67-65. The Mustangs (26-9) finished their first season 12-1 at the renovated Moody Coliseum. Kennedy led the Mustangs with 19 points and 10 rebounds. Moore had 11 points, none bigger than the final shot a few steps in front of Brown. Jabari Bird scored 15 of his 20 points after halftime, when Cal (21-14) had to overcome a 7-point deficit. Justin Cobbs had 18 points and David Kravish 12. SMU regained the lead for the first time in more than 8 minutes when Nick Russell, one of two Mustangs seniors, made a reverse layup with 36 seconds left. With the crowd on its feet -- jumping up and down while screaming their loudest -- Cobbs quieted them briefly when he made a 3-pointer with 15 seconds left to put the Golden Bears ahead. Cobbs had one more chance, but his game-ending shot ricocheted off the rim as he fell to the ground in the Cal bench.

## #14 #5 LSU .....67 NIT

### #1 [-/RV] SMU .....80 Second Round (16)

03/24/14 8:10 p.m. at Dallas, Texas (Moody Coliseum) - NIT Quarterfinal (Win later vacated)

**LSU 20-14**

#	Player	tot-fg		3-pt		rebounds		pf	tp	a	to	blk	s	min				
		fg	fga	fg	fga	ft	fta								of	de	tot	
02	COBRYANT III, Johnny	f	6	11	0	0	4	6	4	3	7	2	8	2	3	0	0	26
05	COLEMAN, Shavon	f	3	5	1	2	1	1	1	6	7	0	8	2	2	0	4	28
12	MARTIN, Jared	f	4	13	2	6	0	2	2	5	7	0	10	3	1	0	2	35
25	MICKEY, Jordan	f	6	11	0	1	2	3	1	6	7	3	14	2	3	4	1	37
01	HICKEY, Anthony	g	1	6	0	4	0	0	0	2	2	1	2	4	2	0	1	33
10	STRINGER, Andre	g	5	10	5	10	0	0	0	0	0	0	15	0	2	0	0	30
31	QDO, John	g	0	0	0	0	0	0	0	0	0	0	0	0	0	0	0	0
55	QUARTERMAN, Tim	g	0	1	0	0	2	2	0	0	0	0	3	2	0	0	1	18
	<b>TEAM</b>																	
	<b>Totals</b>		25	57	8	23	9	14	9	22	31	13	67	15	13	4	8	200
	<b>TOTAL FG%</b>	1st Half: 15-31	48.4%	2nd Half: 10-26	38.5%	Game: 43.9%	DEAD											
	<b>3-Pt. FG%</b>	1st Half: 5-10	50.0%	2nd Half: 3-13	23.1%	Game: 34.8%	REBS											
	<b>F Throw %</b>	1st Half: 5-6	83.3%	2nd Half: 4-8	50.0%	Game: 64.3%	2											

**SMU 25-9**

#	Player	tot-fg		3-pt		rebounds		pf	tp	a	to	blk	s	min				
		fg	fga	fg	fga	ft	fta								of	de	tot	
02	WILLIAMS, Shawn	f	5	7	0	0	1	1	1	5	6	3	13	1	0	1	2	24
05	KENNEDY, Markus	f	6	12	0	0	1	1	1	5	6	3	13	3	0	1	1	26
03	BROWN, Sterling	g	1	3	0	1	0	0	0	2	2	1	2	3	2	0	3	20
11	MOORE, Nic	g	6	9	2	3	2	3	1	7	7	3	16	5	2	0	1	28
12	RUSSELL, Nick	g	6	8	4	5	0	1	0	2	3	1	16	4	5	0	0	34
01	MANUEL, Ryan	g	0	1	0	0	1	4	0	2	2	1	6	0	0	1	18	
04	FRAZIER, Keith	g	4	7	3	5	0	0	0	1	1	0	11	1	0	1	0	20
15	CUNNINGHAM, Canner	g	2	4	0	0	0	0	0	0	0	0	1	4	0	1	1	10
34	MOORE, Ben	g	3	5	0	0	0	2	2	2	1	4	0	6	1	0	1	12
35	MOREIRA, Yanick	g	0	1	0	0	0	0	0	0	0	1	0	0	0	0	0	5
	<b>TEAM</b>																	
	<b>Totals</b>		33	57	9	14												

#14

#1 [-/RV] SMU .....63  
#1 Minnesota .....65NIT  
Final

4/3/2014 7pm at Madison Square Garden, New York, NY - NIT Championship Game

#	Player	tot-fg		3-pt		ft	ftr	of	de	tot	pf	tp	a	to	blk	s	min	
		fg	fga	fg	fga													
02	WILLIAMS, Shawn	f	5	5	1	1	0	1	2	2	4	5	11	1	0	1	0	27
03	BROVIN, Sterling	f	0	2	0	2	0	0	0	3	3	1	0	1	0	1	1	21
05	KENNEDY, Markus	f	5	11	0	0	0	1	1	7	8	2	10	3	3	0	2	29
11	MOORE, Nic	g	5	12	1	5	6	8	0	1	1	2	17	7	2	0	2	36
12	RUSSELL, Nick	g	4	5	2	2	5	6	0	6	6	1	15	2	6	0	1	37
01	MANUEL, Ryan	f	1	1	0	0	1	2	0	2	2	2	3	0	3	1	0	16
04	FRAZIER, Keith	g	1	2	0	2	2	0	0	1	1	0	2	0	0	0	0	7
13	HEAD, Crandall	g	0	0	0	0	0	0	0	0	0	1	0	0	0	0	0	3
15	CUNNINGHAM, Cannen	g	0	1	0	0	0	0	0	2	1	3	1	0	0	0	0	12
34	MOORE, Ben	g	2	5	0	0	1	2	2	0	2	1	5	0	0	0	0	9
35	MOREIRA, Yanick	g	0	1	0	0	0	0	0	0	0	0	0	0	0	0	0	3
TEAM																		
Totals.....			22	45	4	12	15	22	8	23	31	16	63	14	14	3	7	200
TOTAL FG%			1st Half:	11-24	45.8%	2nd Half:	11-21	52.4%	Game:	48.9%	DEAD							
3-Pt. FG%			1st Half:	2-6	33.3%	2nd Half:	2-6	33.3%	Game:	33.3%	REBS							
F Throw %			1st Half:	3-4	75.0%	2nd Half:	12-18	66.7%	Game:	68.2%								

#	Player	tot-fg		3-pt		ft	ftr	of	de	tot	pf	tp	a	to	blk	s	min	
		fg	fga	fg	fga													
15	WALKER, MAURICE	f	1	2	0	0	1	4	2	5	7	2	3	1	5	2	1	31
20	HOLLINS, AUSTIN	f	8	12	3	6	0	2	0	0	0	1	19	0	1	0	4	37
24	KING, JOEY	f	2	4	1	2	3	4	0	3	3	3	8	0	1	0	0	35
01	HOLLINS, ANDRE	g	5	15	1	7	3	4	2	2	4	3	14	2	1	0	1	34
04	MATHIEU, DEANDRE	g	5	8	0	2	3	0	0	0	4	13	7	2	0	0	3	33
05	MONEIL, DAQUEIN	g	1	1	0	1	0	0	1	1	1	0	0	0	0	0	0	3
10	OSENIEKS, OTIS	g	1	1	0	0	0	0	1	1	2	0	2	0	0	0	0	6
23	BUGS, CHARLES	g	1	0	0	0	0	0	0	0	0	0	0	0	0	0	0	1
30	SMITH, MALIK	g	2	5	2	5	0	0	0	2	2	2	6	1	0	0	0	12
55	ELIASON, ELLIOTT	g	0	1	0	0	0	0	1	2	3	2	0	0	2	0	0	8
TEAM																		
Totals.....			24	49	7	23	10	17	7	18	25	17	65	13	14	2	8	200
TOTAL FG%			1st Half:	12-25	48.0%	2nd Half:	12-24	50.0%	Game:	49.0%	DEAD							
3-Pt. FG%			1st Half:	5-13	38.5%	2nd Half:	2-10	20.0%	Game:	30.4%	REBS							
F Throw %			1st Half:	1-2	50.0%	2nd Half:	9-15	60.0%	Game:	58.8%								

Officials: Karl Hess, Jeff Anderson, Bo Boroski Technicals: None. Attendance: 5268

SMU 27 36 - 63  
MINNESOTA 30 35 - 65

ALL TOURNAMENT TEAM: Markus Kennedy, Nic Moore-SMU, Andre Hollins, DeAndre Mathieu, MINNESOTA Most Outstanding Player-Austin Hollins, MINNESOTA Points in the paint-SMU 26, MINN 24. Points off turnovers-SMU 9, MINN 21. 2nd chance points-SMU 6, MINN 5. Fast break pts-SMU 0, MINN 10. Bench pts-SMU 10, MINN 8. Score tied-14 times. Lead changed-17 times. Last FG-SMU 2nd-00:06, MINN 2nd-00:45. Largest lead-SMU by 7 2nd-05:52, MINN by 6 1st-02:12.

NEW YORK (AP) -- Austin Hollins hit a tiebreaking 3-pointer with 46.1 seconds left and Minnesota won the NIT championship Thursday night, beating SMU 65-63 to give the Pitino family its latest postseason tournament title. Hollins scored 19 points and Andre Hollins had 14 for the Golden Gophers (25-13), who took home the trophy for the third time. They also won the National Invitation Tournament in 1993 and '98, though the second one was vacated because of an NCAA rules violation involving player eligibility. Nic Moore had 17 points and Nick Russell added 15 for the Mustangs, who led by seven with less than 6 minutes to play. Moore and Markus Kennedy were both named to the All-Tournament Team for the Mustangs. Andre Hollins hit three of four free throws in the final 16.3 seconds to keep help keep Minnesota in front. DeAndre Mathieu scored all 13 his points in the second half for the Gophers.

#15

#11 UCLA .....60  
#6 [18/19] SMU .....59NCAA South  
Second Round

3/19/15 3:17PM at KFC Yum! Center, Louisville, KY

#	Player	tot-fg		3-pt		ft	ftr	of	de	tot	pf	tp	a	to	blk	s	min	
		fg	fga	fg	fga													
05	LOONEY, Kevon	f	3	8	0	3	0	1	3	7	10	3	6	1	1	0	1	32
23	PARKER, Tony	f	1	6	0	0	1	2	1	1	2	2	3	0	2	0	0	18
04	POWELL, Norman	g	5	11	0	2	9	9	0	6	6	3	19	4	5	1	1	39
10	HAMILTON, Isaac	g	1	7	1	4	0	0	0	1	1	1	3	4	5	0	0	36
20	ALFORD, Bryce	g	9	13	9	11	0	0	0	2	2	1	27	1	3	0	0	39
14	GOLOMAN, Gyorgy	g	0	0	0	0	0	0	2	2	4	2	0	0	1	0	0	8
22	ALLEN, Noah	g	0	0	0	0	0	2	1	1	2	1	0	0	0	0	0	6
40	WELSH, Thomas	g	1	2	0	0	0	0	0	6	6	4	2	0	1	4	2	22
TEAM																		
Totals.....			20	47	10	20	10	14	7	27	34	17	60	10	18	5	4	199
TOTAL FG%			1st Half:	12-25	48.0%	2nd Half:	8-22	36.4%	Game:	42.6%	DEAD							
3-Pt. FG%			1st Half:	5-10	50.0%	2nd Half:	5-10	50.0%	Game:	50.0%	REBS							
F Throw %			1st Half:	5-6	83.3%	2nd Half:	5-8	62.5%	Game:	71.4%								

Officials: Antinio Petty, Larry Spaulding, Sean Hull Technicals: None. Attendance: 21265

UCLA 34 26 - 60  
SMU 30 29 - 59

Points in the paint-UCLA 18, SMU 24. Points off turnovers-UCLA 10, SMU 18. 2nd chance points-UCLA 6, SMU 6. Fast break points-UCLA 4, SMU 6. Bench points-UCLA 2, SMU 17. Score tied-7 times. Lead changed-9 times. Last FG-UCLA 2nd-00:13, SMU 2nd-01:25. Largest lead-UCLA by 10 2nd-14:54, SMU by 9 2nd-04:34. UCLA led for 22:53. SMU led for 10:54. Game was tied for 06:09.

LOUISVILLE, Ky. (AP) -- Bryce Alford made four 3-pointers in the final 3:40, his last on a goattending call with 13 seconds remaining, to push 11th-seeded UCLA to a 60-59 upset of sixth-seeded SMU in the teams' NCAA opener. Alford had 27 points on nine long-range shots. The Mustangs (27-7) had two shots to win in the final seconds, but Nic Moore missed a 3-pointer and then a 2-point attempt that advanced the Bruins (21-13). Before Alford's heroics, SMU's Moore, who had 24 points and six 3s, seemed destined to hold that title after three 3-pointers keyed a 19-0 run over 6 1/2 minutes to put the Mustangs up by nine. UCLA leading scorer Norman Powell, who had 19 points, broke the run with a layup and added two free throws that were sandwiched between a series of Alford's shots from behind the arc as he finished 9 of 11 from there and 9 of 13 overall. Moore kept SMU close with three long-range baskets on five attempts, but the Mustangs struggled to score inside the line (6 of 22) and made just 1 of 11 during a 5-minute stretch. SMU began the second half even worse making just 1 of 12 over the first 10 minutes on Brown's layup with 14:09 left. That left the Mustangs down and nearly out with a 44-35 deficit with 9 1/2 minutes left before Moore made the first of consecutive 3-pointers to begin their huge rally. Markus Kennedy added 16 points and nine rebounds for the Mustangs.

## 100-Point Games

Score	Opponent	Date
123-91	Texas Lutheran	12-3-1979
121-86	Texas Wesleyan	12-30-1978
121-89	James Madison	11-28-1987
119-92	Georgia State	12-17-1979
118-67	Texas Southern	12-1-1986
116-84	TCU	2-5-1977
116-85	Alcorn State	12-19-1987
113-36	McMurry	12-3-1956
112-89	Rice	2-5-1966
112-99	at Arkansas	2-13-1971
112-85	Texas Wesleyan	12-19-1979
112-73	Oral Roberts	12-9-1992
111-77	Texas Lutheran	11-28-1977
110-94	TCU	2-2-1965
110-69	Austin College	12-4-1971
110-94	Arkansas	1-30-1973
110-94	North Texas	12-23-1992
110-69	Hardin-Simmons	11-20-1999
109-96	Texas	2-7-1956
109-98	at TCU	2-19-1963
108-84	TCU	1-12-1976
108-71	Rice	2-3-1976
108-77	Hardin-Simmons	1-6-1999
106-83	Oklahoma City	12-9-1972
106-71	San Diego	12-28-1992
106-70	Prairie View A&M	12-17-1997
105-70	Texas Wesleyan	1953-1954
105-64	TCU	1-28-1956
105-78	Austin College	12-1-1970
105-81	Texas	1-28-1984
105-92	at Baylor	2-3-1993
105-72	Hampton	12-17-2015
104-71	TCU	1-23-1973
104-87	UTEP	1-20-2000
103-84	Oklahoma City	1-25-1969
103-90	Texas	1-10-1976
103-72	at Texas	2-29-1984
102-115	vs. Houston	12-28-1972
102-103	Houston	1-29-1977
102-92	at Texas	1-10-1993
102-95	at Oral Roberts	2-20-1993
102-70	Lamar	11-21-2010
101-72	Texas Tech	12-17-1956
101-82	Arlington State	12-22-1966
101-80	at Rice	1-18-1969
101-107	Texas Tech	2-21-1976
101-113	at TCU	1-25-1995
101-72	at P. R.-Mayaguez	12-20-2000
100-80	Minnesota	12-20-1963
100-80	Rice	2-23-1965
100-96	at TCU (ot)	2-28-1966
100-81	Dallas Baptist	1-8-1972
100-79	Hardin-Simmons	12-10-1986
100-65	Prairie View A&M	12-30-1996

SMU 100-Point Game Record: 50-4

Home Record: 40-2

Away/Neutral Record: 10-2

High Home Total: 123 vs. Texas Lutheran, 12-3-79

High Road Total: 112 at Arkansas, 2-13-71

High Neutral Total: 121 vs. JMU, 11-28-87

100-Point Games Allowed by SMU: 38

Back-to-Back 100-Point Games: twice,  
vs. Georgia State & Texas Wesleyan (12-17-79 & 12-19-79);

vs. North Texas &amp; San Diego (12-23-92 &amp; 12-28-92)

Most 100-Point Games in a Season: 6 in 1992-93

100-Point Games By Coach:

Coach	Number	W-L
E.O. (Doc) Hayes	12	12-0
Sonny Allen	11	9-2
Bob Prewitt	10	9-1
John Shumate	7	6-1
Mike Dement	6	6-0
Dave Bliss	6	6-0
Matt Doherty	1	1-0
Tim Jankovich	1	1-0

## Overtime Games

Season	Result	Site	OTs	Season	Result	Site	OTs	SMU IN OT	Overall	AAC	C-USA
1929-30	F19 SMU 36, TCU 35	H +	1OT	2000-01	D30 [17] Oklahoma 79, SMU 78	N &	1OT	Overall	101 (53-48)		9 (5-4)
1930-31	F10 SMU 41, Texas 33	A +	1OT	2002-03	N24 SMU 87, TCU 84	H	1OT	Home	58 (34-24)		6 (4-2)
1931-32	M5 SMU 32, TCU 30	H +	2OT	J2 SMU 88, San Diego 82	H	1OT	Away	33 (17-16)			3 (1-2)
1935-36	J15 SMU 33, Texas 31	A +	2OT	J18 SMU 86, Nevada 76	H >	1OT	Neutral	10 (2-8)			
1938-39	J14 SMU 31, TCU 29	A +	1OT	J28 SMU 86, Tulsa 84	A >	1OT	Single OT	88 (46-42)			8 (4-4)
1939-40	F16 SMU 45, Texas 42	H +	1OT	F1 Boise St. 88, SMU 85	H >	1OT	Double OT	11 (5-6)			1 (1-0)
1941-42	Baylor 45, SMU 41	H +	1OT	2003-04	F5 SMU 71, Nevada 70	H >	1OT	Triple OT	2 (2-0)		
1949-50	F18 Texas 47, SMU 46	A +	1OT	F7 Fresno State 75, SMU 74	H >	2OT					
1951-52	Rice 52, SMU 47	H #	1OT	F21 La. Tech 74, SMU 69	A >	1OT	Most Pts. by SMU	19 vs. Rice, 2-23-2011			
1954-55	F26 SMU 86, Rice 82	A +	1OT	2004-05	N22 SMU 69, Montana St. 61	A	1OT	17 vs. Nevada, 1-18-2003			
	M12 [16] Tulsa 68, SMU 67	N ~	1OT	D30 Rice 66, SMU 64	A >	1OT	17 at Tulsa, 1-1-2005				
1955-56	D10 SMU 82, [20] Minnesota 81	A	1OT	J1 SMU 95, Tulsa 83	A >	1OT	16 vs. Rice, 1-21-2006				
	D30 SMU 76, Rice 73	A #	1OT	M3 SMU 81, Tulsa 74	H >	1OT	C-USA game (1OT)	19 vs. Rice, 2-23-2011			
1956-57	M15 [4] Kansas 73, [2] SMU 65	H ~	1OT	M5 Rice 80, SMU 75	H >	2OT	16 vs. Rice, 1-21-2006				
1957-58	D26 Texas Tech 72, SMU 70	N #	1OT	2005-06	J18 SMU 74, East Carolina 70	A *	1OT	C-USA game (2OT)	13 vs. UTEP, 3-1-2008		
1961-62	F6 SMU 84, Texas 82	H +	1OT	J21 SMU 80, Rice 69	H *	1OT	Most Pts. by Opp.	20 by Tulsa, 3-4-2000 (2nd OT)			
1962-63	J26 Oklahoma City 94, SMU 90	H	1OT	F15 Marshall 75, SMU 72	H *	1OT	17 at UTEP 1-14-2012				
	F2 Rice 75, SMU 72	A +	1OT	2006-07	J6 SMU 60, Brown 56	H	1OT	C-USA game (1OT)	17 at UTEP 1-14-2012		
1963-64	F4 SMU 76, Texas 74	A +	1OT	2007-08	J26 SMU 69, UCF 67	H *	1OT	10 by Marshall 2-15-2006			
1964-65	D28 Memphis 95, SMU 92	A	1OT	M1 SMU 99, UTEP 96	H *	2OT	C-USA game (2OT)	10 vs. UTEP, 3-1-2008			
1965-66	F28 SMU 100, TCU 96	A +	1OT	2008-09	F25 UTEP 61, SMU 58	A *	1OT				
1966-67	D29 SMU 84, Drake 81	N ^	2OT	2010-11	N20 UC Riverside 73, SMU 69	H !	1OT	Most points by SMU player in C-USA game:			
	J3 SMU 85, Baylor 83	A +	1OT	F23 SMU 76, Rice 66	H *	1OT	8, Bryan Hopkins at East Carolina, 1-18-2006 (1OT)				
1967-68	D4 [9] Vanderbilt 88, SMU 84	H	1OT	M16 SMU 64, Oral Roberts 57	H "	1OT	8, Jeremiah Samarippas vs. Rice 2-23-2011 (1OT)				
1968-69	J14 Baylor 90, SMU 78	H +	1OT	2011-12	D4 SMU 69, Ark-Little Rock 63	A	1OT	6, Bamba Fall vs. UTEP, 3-1-2008 (2OT)			
	F18 TCU 87, SMU 84	H +	1OT	D28 Oklahoma State 68, SMU 58	N ?	2OT	Most points by individual opponent in C-USA game:				
	F22 Texas A&M 76, SMU 75	H +	1OT	J14 UTEP 70, SMU 64	A *	1OT	7, Mark Patton of Marshall 2-15-2006 (1OT)				
1969-70	D8 Vanderbilt 104, SMU 99	H	1OT	2012-13	F2 Houston 84, SMU 80	H *	1OT	6, Marvin Kilgore vs. UTEP, 3-1-2008 (2OT)			
	F3 Baylor 83, SMU 81	H +	1OT	2014-15	D8 SMU 80, UC Santa Barbara 73	H	1OT	6, John Bohannon at UTEP, 1-14-2012 (1OT)			
1971-72	J4 SMU 96, Oklahoma 92	H	1OT	[ ] Associated Press Rank			6, Jherrod Stiggers, Houston, 2-2-2013 (1OT)				
	M7 Texas 91, SMU 89	N %	1OT	+ Southwest Conference game							
1972-73	J13 Texas Tech 80, SMU 76	A +	1OT	- NCAA Tournament							
	F6 SMU 64, Texas A&M 62	H +	1OT	# SWC Christmas Tournament							
1974-75	F25 SMU 78, Baylor 77	H +	1OT	^ Sun Bowl Classic (El Paso, Texas)							
	M8 Rice 84, SMU 82	A +	2OT	% SWC Tournament							
1975-76	D19 SMU 87, [17] Auburn 85	N ^	1OT	\$ Kentucky Invitational (Lexington, Ky.)							
1976-77	J18 SMU 75, Baylor 71	H +	1OT	@ Dallas Morning News Classic (Dallas, Texas - Reunion Arena)							
1977-78	F1 SMU 71, Texas A&M 70	H +	1OT	> Western Athletic Conference game							
1979-80	F12 SMU 82, Rice 81	H +	1OT	& Touchstone Energy Tournament (Oklahoma City, Okla.)							
1980-81	J6 SMU 53, Texas 51	A +	1OT	* Conference USA game							
	F12 SMU 72, Houston 70	H +	3OT	" Collegelnsider.com Tournament (CIT)							
1981-82	D22 SMU 87, Texas Wesleyan 78	H	1OT	? The Showcase (Dallas, Texas - American Airlines Center)							
	F6 Houston 73, SMU 71	H +	1OT								
1982-83	F12 SMU 64, Rice 57	H +	1OT								
1983-84	F18 SMU 60, Texas A&M 58	A +	1OT								
1984-85	J5 [7] SMU 63, Arkansas 60	H +	1OT								
	F9 N.C. State 82, [4] SMU 78	A	1OT								
1985-86	D20 Pepperdine 75, SMU 68	N \$	1OT								
1986-87	D30 [4] N. Carolina 88, SMU 86	N @	1OT								
	J3 Baylor 59, SMU 55	H +	1OT								
1987-88	J9 SMU 97, Baylor 93	H +	3OT								
	J13 Arkansas 85, SMU 83	H +	1OT								
	F20 SMU 87, Houston 84	H +	1OT								
1988-89	J9 [20] Kansas 90, SMU 82	A	1OT								
	J21 Houston 84, SMU 83	H +	1OT								
	M10 Texas 93, SMU 91	N %	1OT								
1989-90	J20 Rice 58, SMU 55	A +	1OT								
1990-91	D19 SMU 93, Miami (Fla.) 88	H	2OT								
	J9 SMU 88, UTSA 86	H	1OT								
	F2 Texas Tech 80, SMU 77	A +	2OT								
1991-92	M2 Rice 58, SMU 53	H +	1OT								
1992-93	D5 Tulane 103, SMU 92	A	1OT								
	J27 SMU 68, Texas A&M 65	H +	1OT								
	F6 SMU 78, Rice 77	H +	1OT								
1993-94	D1 St. Louis 90, SMU 85	H	1OT								
	D22 Arizona St. 68, SMU 58	A	1OT								
1995-96	D9 Oklahoma St. 67, SMU 60	H	1OT								
	J27 SMU 87, TCU 83	H +	1OT								
1997-98	F12 SMU 88, San Diego St. 81	H >	1OT								
1998-99	J28 Rice 84, SMU 79	A >	1OT								
1999-00	D20 SMU 67, Chattanooga 66	A	1OT								
	M4 [15] Tulsa 83, SMU 78	H >	2OT								

## OT Games By Coach:

Coach	Number	W-L
E.O. (Doc) Hayes	16	8-8
Mike Dement	15	8-7
Dave Bliss	14	8-6
John Shumate	13	4-9
Bob Prewitt	12	3-9
Matt Doherty	10	6-4
Jimmy Tubbs	8	5-3
Sonny Allen	4	4-0
J.W. St. Clair	4	4-0
F.C. Baccus	3	2-1
Larry Brown	2	1-1