


Baseball Opportunities at SMSU

Over the past 13 seasons, several SMSU players have gone on to play professional baseball following their careers at Southwest Minnesota State University.

In the summer of 2005, pitcher Ryan Morse became SMSU's first ever Major League Baseball draft pick, as he was selected in the 13th round by the Tampa Bay Devil Rays.

In 2001 and 2002, B.J. Richter, who is the school's all-time saves leader, pitched for the Lincoln Saltdogs and Sioux Falls Canaries of the Northern League and the Evansville Otters of the Frontier League. With Evansville in 2001, Richter led the team with 29 appearances, compiling a 3-3 record with 11 saves and an ERA of 1.09.

Under head coach Paul Blanchard SMSU has also placed several players in summer collegiate wood bat leagues. Seven former and current SMSU players (Marc Craigmile, Mike Negen, Ryan Morse, Nathan Koppi, John Goneau Arron Olson and Lex Reinke) have played in the Northwoods League while one player, Nick Rohne has played in the Coastal Plains League. Both are highly respected collegiate summer wood bat leagues.



Ryan Morse

2005 13th Round Draft Pick
Tampa Bay Devil Rays
SMSU's first ever MLB draft pick



Jeff Jonckowski
1994-96
Prairie League
Minneapolis Loons



Jon Deming
1994
North Central League
Marshall Mallards



Kory Kickul
1996
Northern League
Sioux City Explorers



B.J. Richter

2001-2002
•*Northern League*
Lincoln Saltdogs
Sioux Falls Canaries

•*Frontier League*
Evansville Otters



Marc Craigmile
2001-2003
Northwoods League
Alexandria Beetles

Mike Negen
2001
Northwoods League
St. Cloud River Bats



Colby Pack

2005 ABCA 3rd Team
All-America
•SMSU's first ever
Division II All-America

SMSU has placed 12 different players on the American Baseball Coaches Association (ABCA) All-Central Region team since joining NCAA II in 1996. Six SMSU players have been named first team all-region, while pitcher Jeremy Hebl is the only Mustang to earn all-region honors twice. In 2007 Daktronics/CoSIDA and the National Collegiate Baseball Writers Association (NCBWA) awarded its first all-region teams with Nathan Koppi taking home second team honors.



Chris Pack
1998
1st Team



Mark Lickfelt
1998
2nd Team



Jeremy Hebl
1999/2000
1st/2nd Team



Brad Stromdahl
1999
2nd team



B.J. Richter
2000
1st Team



Matt Tiggas
2001
1st Team



Travis Irwin
2001
1st team



Pat O'Brien
2002
1st Team



Colby Pack
2005
1st Team



Ryan Morse
2005
2nd team



Derek Rignell
2005
2nd Team



Nathan Koppi
2007
2nd Team



TABLE OF CONTENTS

2008 SOUTHWEST MINNESOTA STATE BASEBALL SCHEDULE

Table with 4 columns: Date, Opponent, Location, Time. Lists games from Mar. 1 to May 24-31, including opponents like Pittsburg State, East Stroudsburg, and St. Cloud State.

CONTENTS

Table listing contents with page numbers: Table of Contents (1), Quick Facts (1), About SMSU (2), SMSU Administration (2), SMSU Athletic Staff (3), 2008 Roster (4), 2008 Season Outlook (5), Head Coach Paul Blanchard (6-8), etc.

GENERAL INFORMATION

Location: Marshall, MN 56258
Founded: 1967
Enrollment: 3,200
Nickname: Mustangs
Colors: Brown and Vegas Gold
Affiliation: NCAA Division II
Conference: Northern Sun Intercollegiate (NSIC)
President: Dr. David Danahar
Director of Athletics: Chris Hmielewski
Athletics Department Phone: 507-537-7271
Home Field: Alumni Field
Dimensions: LF-330, LC-370, CF-380, RC-358, RF-330
Alumni Field Press Box Phone: 507-829-5925

TEAM HISTORY

First Year of Baseball: 1970
All-Time Record: 728-793-2

TEAM INFORMATION

Head Coach: Paul Blanchard (Minnesota, 1987)
Year Entering/Overall Record: 12th/298-210-1
Office Number: 507-537-7268
Assistant Coaches: John Petersen, Ryan Neale, Bryan Nikkel
2007 Overall/Conference Record: 26-16/17-7 NSIC
Letterwinners Returning/Lost: 15/13

ATHLETIC COMMUNICATIONS

Director of Athletic Communications: Kelly Loft
Office Phone: 507-537-7177
E-Mail: loftkr@southwestmsu.edu
Assistant Director: Crystal Kruger
Office Phone: 507-537-6439
E-Mail: krugercr@southwestmsu.edu
Assistant Director: Andy Schlichting
Office Phone: 507-537-7239
E-Mail: schlica@southwestmsu.edu

KEEP UP WITH THE MUSTANGS

For the most up to the minute coverage of Mustang athletics on the world wide web, log on to www.SMSUmustangs.com the official Web site of SMSU athletics.
The latest news, roster, game stories, box scores, on-line media guide and season statistics are all available on the Southwest Minnesota State athletic web site.
Information on all 11 of SMSU's varsity sports is available on the site as well as general athletic department information including camps and special events.
You can also call the Mustang Sports Hotline at 1-800-470-0638 (in Minnesota) or 507-828-0638 (outside of Minnesota) for the latest scores and information.

2008 SMSU BASEBALL YEARBOOK CREDITS

The 2008 Southwest Minnesota State University baseball yearbook was written, designed and edited by the SMSU athletic communications director Kelly Loft with assistance by Crystal Kruger and Andy Schlichting.
Photography by Kelly Loft, Andy Schlichting and Crystal Kruger.
Special thanks to the Mustang coaching staff and players for their time.

For more information, contact:

Kelly Loft
Athletic Communications Director
1501 State Street - FH 321
Marshall, MN 56258

Office: (507) 537-7177
Fax: (507) 537-6578
E-mail: loftkr@southwestmsu.edu



ABOUT SMSU / ADMINISTRATION

Founded in 1967, Southwest Minnesota State University offers both liberal arts and professional programs on a modern 215-acre campus in Marshall, Minnesota. Since its inception, the primary mission of Southwest Minnesota State University has been to offer undergraduate degree programs.

The largest undergraduate programs at SMSU are elementary and early childhood education and accounting. Wellness and human performance, computer science, literature, business administration, biology, and psychology are among other popular programs.

In 1996, the university began offering its first graduate degrees. Students can currently pursue over 46 baccalaureate majors,

four associate degree majors, 40 minors, 16 preprofessional programs, and three master's degrees (business, education and special education).

Southwest Minnesota State University strives to meet the needs of this region of Minnesota and the Upper Midwest. The university takes special pride in its regional and rural studies, global studies, honors programs, and facilities and services well suited for physically disabled students.

The campus features a total of 24 buildings with all 11 academic buildings, student

center and food service interconnected. Approximately 1,000 students live on campus in 27 well-designed residence halls, which are housed in nine buildings. Each residence hall accommodates about 40 students. The campus also features a child-care facility and a religious center.

The campus landscape has been enhanced in recent years by the construction of the 71,000 square foot multi-purpose R/A (Recreation/Athletic) Facility. A state-of-the-art \$18.2 million Student Center Complex opened in the summer of 2005 and includes food service and student service areas and a grand entrance onto the campus.

Also, the SMSU library had a \$9.2 million renovation that was completed in the fall of 2005 and includes a new entrance, a user-friendlier configuration and numerous technology infrastructure improvements.

SMSU will also be the home of a new \$16 million regional events center which is set to open in the fall of 2007.

Southwest Minnesota State University graduated its first four-year class in 1971.

Today the University's alumni body totals over 12,000, of which over 65 percent live in Minnesota. With an enrollment of 5,039 students and a teaching faculty of 130 full-time and 26 part-time, Southwest Minnesota State offers a friendly, cohesive learning environment with small-sized classes and close interaction between faculty and students.



Dr. David Danahar

• UNIVERSITY PRESIDENT
• SEVENTH YEAR

Dr. David C. Danahar is now in his seventh year as the eighth president at Southwest Minnesota State University, having been appointed by Chancellor James McCormick in the summer of 2001.

President Danahar's tenure can be described in one word: rebirth. Shortly after coming to SMSU, a fire burned down the food service building and severely damaged the Student Center. From that tragedy came opportunity, and it was President Danahar's vision that resulted in the new Student Center and Conference Center on campus, two signature buildings which have reinvigorated the campus and serve both on-and off-campus groups.

President Danahar has also overseen a renovation of the SMSU Library and the construction of the Foundation Residence Apartments. His most recent construction project is the new Regional Event Center, which is scheduled to open in late 2008. The SMSU campus has an entirely new look, and feel, since his arrival.

Danahar came to SMSU from Loyola University in New Orleans, La., where he served as Provost and Vice President for Academic Affairs.

Before his tenure at Loyola, he was at Fairfield University, where he was Dean of the College of Arts and Sciences, while prior to that he was professor of history, director of general education and associate dean of arts and sciences during a 15-year period at the State University of New York at Oswego.

A historian by training, with special interests in Central European history and the Hapsburg Empire, Danahar received his undergraduate degree from Manhattan College and his Master of Arts from the University of Massachusetts. After studying at the University of Vienna in Austria and Oxford University in England, he was awarded his Ph.D. from the University of Massachusetts.

He is a recipient of numerous fellowships and honors, including awards from the National Endowment for the Humanities and the American Council of Learned Societies.

Dr. Danahar has three children, daughters Deirdre and Rebecca and son Michael. Danahar and his wife Cecilia live in Marshall with their son Michael.



Chris Hmielewski

• DIRECTOR OF ATHLETICS
• SECOND YEAR

Chris Hmielewski is in his second year as the director of athletics at Southwest Minnesota State University. Hmielewski was named interim director of athletics on Aug. 17, 2006, before being named to the permanent position on Mar. 22, 2007.

Hmielewski, who was the associate director of enrollment at SMSU before being named to his current position, has made major strides for SMSU athletics in just one year. He has helped oversee the construction of the new Regional Event Center on campus as well as a new softball field and renovation of the current baseball field. He also has been instrumental in fundraising for the department adding over 10 new scholarships for SMSU student-athletes.

Prior to being named to his current position, Hmielewski had served in the SMSU office of admission since 1998, where he began his career as an admission counselor for two years before being promoted to assistant director of enrollment in 2000. He served in that position until 2005 when he was named associate director of enrollment.

No stranger to SMSU athletics, Hmielewski worked in the department for nine years, serving as the pitching coach for the SMSU baseball program for eight years (1997-2004), before taking over the position of hitting coach for the 2005 season. He also spent four years as the athletic department's director of advertising from 1997-2000.

A native of Franklin Park, Ill., Hmielewski played three years of college baseball at Kansas State University playing both first base and pitcher. Following his junior season in 1991, he signed a free agent professional contract with the Montreal Expos organization. He began his pro career as a first baseman, where he was an All-Star during his second season, before being moved to the pitching mound for the next three seasons and advancing as high as Class AA Harrisburg (Eastern League) in 1995.

Hmielewski signed with the Duluth-Superior Dukes of the Northern League in 1996 before an arm injury forced his retirement following the season.

Hmielewski, a graduate of Southwest Minnesota State University with a degree in English, earned his master's degree in education leadership from Minnesota State University, Mankato in 2003.

Chris and his wife Mary Jo have three children, Andrew (9), Ashtin (8) and Matthew (5).





SMSU ADMINISTRATION / STAFF



Rolly Muller

• ASSISTANT A.D. / SENIOR WOMAN ADMINISTRATOR
• 22ND YEAR

Rolly Muller is in her 22nd year with the SMSU athletics department and her 12th year as department's senior woman administrator.

Muller handles many special projects for the department and monitors all athletic budgets.

As SMSU's senior woman administrator, she represents the department at various Northern Sun Intercollegiate Conference and NCAA meetings.

Muller is a 1985 graduate of SMSU with degrees in business administration, marketing, and office management.

Rolly and her husband Chuck live in rural Marshall and have two children.



Sara Granheim

• ATHLETIC DEVELOPMENT DIRECTOR
• 4TH YEAR

Sara Granheim is in her fourth year as SMSU's athletic development director.

Granheim oversees development, marketing and promotions and also assists in other administrative roles.

A 2001 graduate of SMSU with a degree in business administration and physical education/sports management, Granheim was a four-year letterwinner for the SMSU volleyball team from 1998-2001 and was a member of the 2001 NSIC championship team that qualified for the program's first ever NCAA tournament appearance.

Granheim spent two years as assistant athletic communication director at SMSU while earning her master's degree in business administration.

Sara lives in Marshall.



Laura Crowell

• HEAD ATHLETIC TRAINER
• 12TH YEAR

Laura Crowell is in her 11th year as Southwest Minnesota State head athletic trainer.

Crowell joined the Mustang staff in 1996 as an assistant trainer, before assuming the head athletic trainer position in the fall of 1997.

Crowell earned her bachelor's degree in physical education with specialization in athletic

training and her master's degree in higher education from Iowa State University. Prior to her arrival at SMSU, Crowell taught at Northwest Iowa Community College.

As head trainer, Crowell leads full-time and student trainers as well as overseeing the entire athletic training program and facilities at SMSU.

Laura and her husband Scott, live in Marshall, and have four daughters.



Patty Erickson

• ASSISTANT ATHLETIC TRAINER
• 11TH YEAR

Patty Erickson is now in her 11th year in the SMSU athletic training office.

Erickson began as a student trainer at SMSU in 1997 before moving to a graduate assistant position in 2000. In January 2003, she was named assistant athletic trainer and SMSU pool supervisor.

A 2000 graduate of SMSU, Erickson pitched for four seasons on the Mustang softball team and ranks among the program's career leaders in complete games, appearances, strikeouts and wins.

Erickson earned her bachelor's degree in biology and exercise science with a minor in coaching and earned her master's degree in education from SMSU.

Patty lives in Marshall.



Nathan Burns

• ASSISTANT ATHLETIC TRAINER / ACADEMIC SUCCESS COORDINATOR
• 6TH YEAR

Nathan Burns is now in his sixth year at Southwest

Minnesota State as assistant athletic trainer and coordinator of the SMSU Athletic Academic Success Program. Prior to his current position, he spent two seasons as an assistant football coach at SMSU (2000-01).

The Academic Success Program is a support system designed to foster responsibility and enthusiasm for learning emphasizing the University's commitment to education for student-athletes as they strive for a degree.

Burns is a 2000 graduate of Buena Vista University with a degree in science of exercise. He earned his master's degree in physical education from SMSU in 2002.

Nate and his wife Alicia, live in Marshall.



Jodi Fuerstenberg

• ASSISTANT ATHLETIC TRAINER
• 2ND YEAR

Jodi Fuerstenberg enters her second year as an assistant athletic trainer at SMSU.

A native of Windom, Minn., she spent two years as a graduate assistant trainer at SMSU from 2003-05, before spending the 2005-06 school year as an assistant athletic trainer at the University of Missouri-Rolla. While at UMR she provided coverage for 12 different athletic teams primarily working with soccer, basketball and softball.

Fuerstenberg is a 2003 graduate of Buena Vista University with a degree in athletic training. She completed her master's degree in education leadership from SMSU.

Jodi lives in Marshall.



Ross Webskowski

• NCAA COMPLIANCE COORDINATOR
• 4TH YEAR

Ross Webskowski is in his fourth year as SMSU's NCAA compliance coordinator.

As compliance coordinator, his duties are to ensure that the school is in compliance with all SMSU, conference and NCAA rules and regulations governing intercollegiate athletics, monitor eligibility of student-athletes and communicate with the NCAA and conference about rules interpretations and compliance matters.

Webskowski also serves as head women's golf coach at SMSU where in three years as head coach he helped lead the Mustangs to a pair of NSIC championships and two NCAA regional tournament appearances. He was named 2005 NSIC Coach of the Year.

He also served as assistant men's basketball coach for five seasons (1999-2004) before taking over the women's golf program.

Webskowski is a 2002 graduate of SMSU with a degree in health/physical education and earned his master's degree from SMSU in education leadership.

Ross and his wife Heather, live in Marshall.



2008 SMSU ROSTER

No.	Name	Pos.	Ht.	Wt.	Yr.	B/T	Hometown (High School/Previous School)
1	Corey Neale	OF	5-9	150	Jr.	R/R	Watertown, S.D. (Watertown HS)
2	Derick Swenson	OF	5-7	150	So.	R/R	Alexandria, Minn (Alexandria HS)
4	Derek West	OF	5-11	205	Jr.	R/R	Chamberlain, S.D. (Chamberlain HS)
5	Arron Olson	P	5-8	180	Sr.	R/R	Bloomington, Minn. (Jefferson HS)
6	Greg Laughlin	2B	5-11	165	Jr.	R/R	Eden Prairie, Minn. (Eden Prairie HS)
8	Jason Scheffler	P	5-10	170	Fr.	R/R	Willmar, Minn. (Willmar HS)
9	Mark Bendzick	P	6-0	170	Jr.	R/R	Faribault, Minn. (Bethlehem Academy HS)
10	Jared Pick	P	6-3	170	So.	L/L	Luverne, Minn. (Luverne HS)
11	Lex Reinke	SS	6-2	190	Sr.	R/R	Shoreview, Minn. (Mounds View HS)
13	Aaron Rocheleau	OF/P	5-10	185	Jr.	R/R	St. Joseph, Minn. (St. Cloud Apollo HS)
14	Tony Rislov	OF	6-1	196	Jr.	R/R	Pierre, S.D. (Pierre HS)
15	Ryan Stoll	P/SS	6-1	175	Fr.	R/R	Brooklyn Park, Minn. (Park Center HS)
16	Brandon Wilhelmi	P	6-0	170	Sr.	R/R	Clements, Minn. (Springfield HS)
17	Matt Merten	C	5-11	175	Jr.	R/R	St. Cloud, Minn. (Tech HS/Ridgewater College)
19	Chris Koep	P	6-3	185	Fr.	R/L	Alexandria, Minn. (Alexandria HS)
20	Doug Stearns	C	6-2	185	Fr.	L/R	Minnetonka, Minn. (Hopkins HS)
21	Jake Munsch	3B	6-1	180	Jr.	R/R	Alexandria, Minn. (Alexandria HS)
22	Josh Nolan	3B/SS	6-0	185	Jr.	R/R	Rapid City, S.D. (Stevens HS)
23	Adam Schrader	P	6-2	188	So.	R/R	Easton, Minn. (United South Central HS)
24	Tony Shaikoski	P	6-4	170	So.	R/R	Marshall, Minn. (Marshall HS/Dakota State (S.D.))
25	Andrew Kinney	1B/P	6-3	173	So.	L/R	Coon Rapids, Minn. (Coon Rapids HS)
27	Curtis Smith	P	6-5	195	Fr.	L/L	Calgary, Alberta (Vauxhall HS)
28	Grant Nonhof	P	6-2	210	Fr.	L/L	Plymouth, Minn. (Wayzata HS)
29	Andy Williamson	C/P	6-3	165	RFr.	R/R	Fairmont, Minn. (Fairmont HS)
30	Matt Seehusen	OF	6-3	185	Fr.	R/R	Willmar, Minn. (Willmar HS)
31	Scott Rambow	1B/DH	6-2	185	Jr.	L/R	New London, Minn. (New London-Spicer HS/Ridgewater College)
32	Derek Bjoraker	P	6-3	180	So.	L/L	Golden Valley, Minn. (Robbinsdale Armstrong HS)
33	Matt Paulsen	OF/P	6-3	185	RFr.	R/R	Pipestone, Minn. (Pipestone Area HS)
35	Aaron Johnson	P	6-6	210	Fr.	L/L	Red Wing, Minn. (Red Wing HS)
36	Max Zwart	P	6-5	185	RFr.	L/L	Edgerton, Minn. (Edgerton HS)
	Alex Alvarez	P	5-11	160	Fr.	R/R	Mahtomedi, Minn. (Mahtomedi HS)
	Derik Johnson	INF	6-2	180	Fr.	R/R	Slayton, Minn. (Murray County Central HS)
	Aaron Kessler	2B	5-10	160	Fr.	L/R	Glenwood, Minn. (Minnewaska Area HS)
	Alex Mack	OF	5-6	145	Fr.	R/R	Bloomington, Minn. (Kennedy HS)
	Jordan Neubauer	C	5-7	150	Fr.	R/R	Princeton, Minn. (Princeton HS)
	Daniel Niebuhr	OF	5-9	135	Fr.	L/L	Lake Crystal, Minn. (Lake Crystal Wellcome Memorial HS)
	Taylor Rignell	2B	5-9	150	Fr.	R/R	Tracy, Minn. (Tracy-Milroy-Balaton HS)
	Robbie Slinkman	C	6-3	220	RFr.	R/R	Anoka, Minn. (Anoka HS)
	Brandon Wagner	P	6-0	200	Jr.	R/R	Woodbury, Minn. (Woodbury HS)
	Jarrold Zelm	OF	6-0	170	Fr.	R/R	Hutchinson, Minn (Hutchinson HS)

Head Coach: Paul Blanchard (18), 12th season

Assistant Coaches: John Petersen (40), Ryan Neale (12), Bryan Nikkel (7)



2008 SEASON OUTLOOK

The Southwest Minnesota State baseball has 40 players on this season's roster including 15 letter-winners from last season's team that finished 26-16 overall, and third place in the Northern Sun Conference with a record of 17-7. Paul Blanchard, who is in his 12th season as head coach, has guided SMSU to a 298-210-1 record during his 11-year tenure in the Mustang dugout.

The following is a preview of the 2008 squad.

The Mustang offense returns four of its top five hitters from a season ago with senior shortstop Lex Reinke (Shoreview, Minn.) leading the way. Reinke earned second team All-NSIC honors in 2007 batting .372 with 11 doubles, two home runs and 25 RBI. He has played in 125 career games with a career batting average of .337 with 26 doubles and eight home runs. Also returning in 2008 is the team's leading hitter from a year ago junior outfielder Derek West (Chamberlain, S.D.). In his first season as a starter, West batted .411, ranking seventh in the SMSU single-season record book, with 10 doubles and seven stolen bases.


Also returning in 2008 is junior third baseman Jake Munsch (Alexandria, Minn.) and junior second baseman Greg Laughlin (Eden Prairie, Minn.). Munsch ranked third on the team in 2007 with a .389 batting average with four home runs and 25 RBI while Laughlin finished fifth on the squad with a .331 average and was second with nine stolen bases. Laughlin also had one of the best defensive seasons in school history finishing with a .993 fielding percentage while committing just one error in all 42 games.



LEX REINKE

SMSU's leading home run hitter from last season also returns in sophomore first baseman Andrew Kinney (Coon Rapids, Minn.). Kinney played in 34 games as a rookie belting a team-high nine home runs while tying for the team lead with 31 RBI. Junior third baseman Josh Nolan (Rapid City, S.D.), who started 20 games in 2007, is also

back after batting .324 with two home runs and two doubles. Rounding out the list of returning offensive players who saw extended action in 2007 are junior outfielder Corey Neale (Watertown, S.D.) and junior outfielder Tony Rislov (Pierre, S.D.). Neale played in 29 games batting .292 while junior Tony Rislov played in 20 games and finished with a .275 average.



GREG LAUGHLIN

A pair of redshirt freshmen could see time this spring after sitting out last season. Matt Paulsen (Pipestone, Minn.) will compete for an outfield spot while Andy Williamson (Fairmont, Minn.) could see time at catcher or as a relief pitcher. Two junior college transfers from Ridgewater College could also see significant time this season. Junior catcher Matt Merten (St. Cloud, Minn.) and junior first baseman Scott Rambow (New London, Minn.) add solid depth to both positions.

On the pitching mound SMSU will be very young with just two upperclassmen returning from last season's pitching staff. SMSU will be without right-handed starting pitcher John Goneau, a 2006 first team all-conference honoree and one of last season's top pitchers, who left the team for personal reasons. The two veterans of the staff include senior right-handed relief pitcher Brandon Wilhelmi (Clements, Minn) and right-hander reliever Arron Olson (Bloomington, Minn.). Wilhelmi finished with a team-low 3.00 ERA in 12 appearances with two saves in 2007, while Olson finished 3-0 with a team-high five saves in 14 appearances. Olson, who could also see time as a starter, has 11 saves during his career. Junior right-handed reliever Brandon Wagner (Woodbury, Minn.) pitched in nine games last season but could miss the season with an injury.

The starting rotation returns three pitchers who made major impacts a season ago. Sophomore right-hander Adam Schrader (Eason, Minn.) had a strong 2007 season finishing with a team-high six

victories and leading all starting pitchers with a 3.02 ERA. He had three complete games, two shutouts and led the team with 33 strikeouts in 41.2 innings. Sophomore left-hander Jared Pick (Luverne, Minn.) appeared in 10 games making seven starts and ended the season with two complete games. Sophomore right-hander Andrew Kinney will also make a bid for a spot in the rotation after making four appearances last season with three starts and finishing with a 3-0 record and a 3.06 ERA.

Junior right-hander Mark Bendzick (Fairbault, Minn.), who missed most of the last two seasons with an injury and sophomore left-hander Derek Bjoraker (Golden Valley, Minn.) round out the returning pitchers who could see significant innings.

Newcomers expected to compete for spots on the pitching staff include freshman right-hander Aaron Johnson (Red Wing, Minn.), sophomore right-hander Tony Shaikoski (Marshall, Minn.), redshirt freshman left-hander Max Zwart (Edgerton, Minn.) and junior Aaron Rocheleau (St. Joseph, Minn.). Rocheleau played outfield for two seasons but could see time as a relief pitcher.



ARRON OLSON

SMSU will open its 51-game schedule on Mar. 1-2 with a four-game series at Pittsburg State (Kan.) in Pittsburg, Kan. SMSU will then play 10 games at the Gene Cusic Classic in Ft. Myers, Fla., from Mar. 8-14, before beginning its 32-game NSIC season on Mar. 21-22 with a four-game series versus Winona State University at the Metrodome in Minneapolis. The Mustangs home opener is schedule for Mar. 25 versus St. Cloud State at Alumni Field.



HEAD COACH PAUL BLANCHARD



Paul Blanchard, the winningest coach in Southwest Minnesota State baseball history (by percentage), is in his 12th season as head coach where he has recorded 298 wins, one Northern Sun Conference championship, three Northern Sun Conference tournament championships and currently ranks in

the top 50 for winningest active coach in NCAA Division II baseball.

He was named the fifth coach in SMSU history on July 14, 1996.

During his 11-year tenure in the Mustang dugout, Blanchard has molded the Mustang baseball program into a conference contender year in and year out, while recruiting and coaching some of the best players ever to play at SMSU.

During his time at SMSU, Blanchard has coached two NSIC Players of the Year, one NSIC Pitcher of the Year, 13 all-region players, SMSU's only NCAA All-America and SMSU's only Major League Baseball draft pick.

Blanchard's 11 seasons at Southwest Minnesota State has been a period marked by consistently competitive and winning baseball. Since taking over as head coach in 1997, the Mustangs have had 10 winning seasons, won 30 or more games four times and have won three NSIC regular season or tournament championships.

One of the most respected coaches in the Northern Sun Conference and NCAA Division II, Blanchard has been a head coach at the collegiate level for 15 seasons and has racked up a career winning percentage of .615 at the junior college and Division II level. His .586 winning percentage while coaching at SMSU ranks 44th in the nation for NCAA II active coaches.

It would be easy for Blanchard to be satisfied over the past 11 seasons after leading his team to nearly 300 wins, an average of 27 per season, but Blanchard has tasted success everywhere he has been, and he knew when he came to SMSU in the summer of 1996, there was not a better place for a winner to be than at the helm of the Mustang program.

Under his guidance, SMSU baseball has become synonymous with success, as he has led the Mustangs to become one of the most consistent programs in the Central Region.

During his tenure SMSU has ranked in the top ten in the region rankings nearly every season, including just missing the NCAA tournament with a fifth place final ranking in both 1998 and 1999.

After establishing a solid foundation for Mustang baseball, Blanchard has the baseball program setting its sights for higher goals in the future, which include another NSIC championship and the programs first

ever berth into the NCAA tournament.

In his first season as the Mustang skipper in 1997, he led SMSU to a school record best 31-13 record and set 15 school records in the process. The Mustangs capped his first season by winning the NSIC tournament championship held in Marshall.

The 1998 season was a memorable one for Southwest Minnesota State as the team finished 33-16, setting a school record for wins in one season. Southwest finished 14-6 in the NSIC, just one game out of the conference championship and just missed making their first ever appearance in the NCAA tournament. Southwest broke five more team records in 1998 and for the first time in school history had two players named NCAA II All-Region.

The 1999 season once again saw the Mustangs battle for a NCAA playoff spot. Despite finishing just one game out of the regular season championship and winning their third NSIC tournament championship, the Mustangs finished fifth in the Central Region poll, just missing the NCAA tournament for the second straight year.

The 2000 season saw the Mustangs fight through injuries that sidelined nearly every starter at one point during the season. The team battled and still finished second in the NSIC regular season and played in the championship game of the NSIC tournament.

After a young Mustang squad again suffered through injuries in 2001 to post a modest 21-18 season, SMSU rallied in 2002 to record 31 victories and won four straight games in the NSIC tournament to capture the program's first NSIC title since 1996.

In 2003, SMSU won 27 games, tying for the fifth most in one season in school history while earning another spot in the NSIC championship tournament. During the 2004 season, SMSU won 30 games, the fourth most in one season and advanced to the NSIC championship tournament.

In 2005, SMSU won 26 games and once again advanced to the NSIC championship tournament, before falling in the championship game. Following the conclusion of the 2005 season two Mustang players earned honors never seen before at SMSU. Junior pitcher Ryan Morse became SMSU's first-ever Major League Baseball draft pick, being selected in the 13th round by Tampa Bay, while junior third baseman Colby Pack became SMSU's first ever NCAA All-America.

Despite a losing record in 2006, SMSU still advanced to the NSIC tournament where it finished in third place and during the season belted 47 home runs which ranks as the fourth most in school history.

The 2007 season saw SMSU once again post a winning record with 26 victories while finishing with a .336 team batting average ranking second in school history.

Team Records Set Under Blanchard

Table with 2 columns: Statistic and Value/Year. Includes Batting (Base Hits, Total Bases, Home Runs, etc.) and Pitching (Strikeouts, Shutouts, Saves) records.

Pitching

Table with 2 columns: Statistic and Value/Year. Includes Strikeouts, Shutouts, Saves.

Defense

Table with 2 columns: Statistic and Value/Year. Includes Double Plays, Putouts, Fewest Errors, Fielding Percentage.

Victories in one season.....33, 1998

SMSU Player Honors Under Blanchard

- List of player honors including All-American, First Team All-Region Honorees, NSIC Players of the Year, NSIC Pitcher of the Year, CoSIDA Academic All-Americans, and First Team All-NSIC selections.



In the summer of 2003, Blanchard was a staff member of USA Baseball as he helped select players for the USA 16-under national team

Blanchard's Milestone Wins

Table with 2 columns: Win Number and Opponent/Score/Date. Lists milestones from #1 to #250.

Blanchard SMSU Coaching Breakdown

Table with 2 columns: Record Type and Win/Loss Record. Includes Overall, NSIC Record, Home Record, Road Record, Neutral Record.



HEAD COACH PAUL BLANCHARD



A native of Minnetonka, Minn., Blanchard's SMSU squads have been know for solid defense and strong hitting. His teams have broken 10 offensive school records including runs, hits, doubles, triples, home runs, total bases and RBI, while his Mustang defense has also broken several single-season records, including double plays turned, putouts, fewest errors and fielding percentage.

Following the last 11 seasons, SMSU has ranked among the top nationally in fielding percentage, slugging percentage, doubles, home runs, batting average, scoring, stolen bases, pitching, and winning percentage. In 1997 SMSU finished fourth in the nation in fielding, in1998 the pitching staff ranked tenth in ERA, while the 2005 team finished 14th in home runs per game.

The 46-year old Blanchard played two seasons of baseball at Creighton University before transferring to the University of Minnesota where received his bachelor's degree in physical education in 1987. He was awarded a master's degree from the University of Minnesota in physical education in 1991.

While at Minnesota, Blanchard played both football and baseball for the Gophers and was a member of the 1982 Big Ten championship baseball team.

Following his playing days at Minnesota, Blanchard made his move to the coaching ranks as a graduate assistant for the baseball team in 1985. During that season, Blanchard received the David Chelesnik Jr. Award for courage, determination and perseverance.

In 1986, Blanchard was named head coach at Normandale Community College in Bloomington. Blanchard made his first head coaching experience a memorable one, as he lead the Lions to a 28-4 record and a trip to the

NJCAA World Series. Following the season Blanchard received Region 13 and North Central District Coach of the Year honors.

The next season Blanchard returned to the University of Minnesota as an assistant coach, where he spent the 1987, 1988 and 1990 seasons under legendary head coach John Anderson.

After receiving his master's degree in 1991, Blanchard moved to the high school ranks where he became the head coach of Minnetonka High School. During his two-year tenure with the Skippers, his teams were 41-10, winning two conference championships, the 1992 Region 6AA championship and finishing in third place finish at the 1992 state tournament.

In 1993, Blanchard returned to Normandale and revived the magic of 1986. During his three years, he led the program to an overall record of 69-33, which included the 1994 MCCC state championship and a runner-up finish at the Region 13 tournament. During his final season in 1995, he led the Lions to a third place finish in the region.

After leaving Normandale in 1995, he spent one season as an assistant coach at St. John's before taking over at Southwest Minnesota State.

Blanchard, who has spoke at numerous regional and national baseball coaches' conventions, received another honor in 2003. That summer he was named to the USA Baseball staff to help develop the USA Baseball 16-under National Team that competed and won the gold medal at the world championships in Taiwan.

Blanchard and his wife Nancy live in Marshall and are the parents of two children, daughter, Jessica, and son, Joe.

Paul Blanchard Coaching Year-by-Year

Year	School	Title	Record	Conf.	Notes
1985	Minnesota	Assistant Coach	33-23	9-7	Big Ten Champions
1986	Normandale C.C.	Head Coach	28-4		Region XIII Champs, NJCAA World Series
1987	Minnesota	Assistant Coach	36-25	12-4	Big Ten West Division Champions
1988	Minnesota	Assistant Coach	38-28	17-11	Big Ten Champions
1990	Minnesota	Assistant Coach	36-24	19-9	Fourth Place Big Ten
1991	Minnetonka HS	Head Coach	18-6	n/a, 1st	Classic Lake Conference Champions
1992	Minnetonka HS	Head Coach	23-4	n/a, 1st	Classic Lake Conference Champions, State Tournament
1993	Normandale C.C.	Head Coach	17-11	n/a	-
1994	Normandale C.C.	Head Coach	26-12	n/a	Region XIII Runner-up, MCCC State Champions
1995	Normandale C.C.	Head Coach	26-10	n/a	Region XIII Third Place, MCCC State Champions
1996	St. John's	Assistant Coach	19-18	10-10	-
1997	SMSU	Head Coach	31-13	10-6, 3rd	NSIC Tournament Champions; SMSU's first 30-win season
1998	SMSU	Head Coach	33-16	14-6, 2nd	NSIC Tournament Runners-up; school record for wins
1999	SMSU	Head Coach	28-16-1	15-7, 3rd	NSIC Tournament Champions
2000	SMSU	Head Coach	25-18	12-4, 2nd	NSIC Tournament Runners-up
2001	SMSU	Head Coach	21-18	11-5, 3rd	NSIC Tournament Third Place
2002	SMSU	Head Coach	31-19	18-6, 1st	NSIC Champions; third 30-plus win season
2003	SMSU	Head Coach	27-20	16-6, 4th	NSIC Fourth Place; seventh straight winning season
2004	SMSU	Head Coach	30-22	17-11, 3rd	NSIC Third Place; fourth 30-win season
2005	SMSU	Head Coach	26-22	12-10, 2nd	NSIC Second Place; ninth straight winning season
2006	SMSU	Head Coach	20-30	10-8, 4th	NSIC Tournament Third Place
2007	SMSU	Head Coach	26-16	17-7, 3rd	NSIC Third Place; 10th winning season
at Southwest Minnesota State			298-210-1 (.586)		
at Normandale Community College			97-37 (.723)		
at Minnetonka High School			41-10 (.803)		
Record as Head Coach (17 seasons):			436-257-1 (.628)		
at St. John's (assistant coach)			19-18 (.513)		
at Minnesota (assistant coach)			143-100 (.588)		
Overall Coaching Record (22 seasons):			598-373-1 (.615)		



2008 SOUTHWEST MINNESOTA STATE BASEBALL
HEAD COACH PAUL BLANCHARD



Blanchard Through the Years at SMSU...

1997

- In his first season, Blanchard leads SMSU to a school record 31 wins and the NSIC tournament championship. SMSU finishes the season with a 31-13 mark overall, 10-6 NSIC.
- The .705 team winning percentage is the best in school history.
- The Mustangs break seven team records during the course of the season. SMSU sets team records for runs scored (371), batting average (.343), and RBI (330).
- The Mustang defense improved dramatically, as SMSU sets school records for double plays turned (52), fewest errors (52), and fielding percentage (.962).
- Chad Funk, Chris Pack, Dan Smith, and Mark Lickfelt all named All-NSIC.

1998

- The Mustangs set another school record for wins with 33. SMSU finished 33-16, 14-6 NSIC and just misses their first NCAA tournament berth.
- SMSU finishes second in the NSIC and loses in the championship game of the conference tournament.
- Shortstop Mark Lickfelt sets a school record for hits in a season with 64 and also breaks the school's all-time hit. He finished his career with 205 hits.
- Chris Pack finished the season with a school record nine wins.
- Chris Pack (first team) and Mark Lickfelt (second team) become the first ever Mustangs to earn NCAA II All-Central Region honors.
- Southwest broke three more school records, including doubles (94) and base hits (468).
- Dan Smith, Chris Pack, Mark Lickfelt, Jeremy Werner, and Matt Hanson named All-NSIC.

1999

- SMSU finishes 28-16-1, 15-7 NSIC, completing their third straight winning season, the first in school history.
- Southwest played for the regular season NSIC championship during the last game of the season but fell to league champion Minnesota-Duluth in the season finale.
- Mustangs go 3-0 in NSIC tournament to claim their third NSIC tournament championship in four seasons.
- Highlighting the season were wins over nationally ranked SIU-Edwardsville and Indianapolis
- SMSU just misses their first NCAA tournament bid, falling one spot short of a region invite.
- Jeremy Hebl (first team) and Brad Stromdahl (second team) earn all-region honors.
- Jeremy Hebl, David Darr, Brad Stromdahl, Dan Smith named first team All-NSIC.

2000

- Southwest finished the season 25-18, 12-4 NSIC, good for second place.
- SSU takes second place in the NSIC tournament.
- B.J. Richter sets school records for saves (11) and appearances (34).
- Richter (first team) and Jeremy Hebl (second team) earn all-region honors.
- Dan Smith, Matt Hanson, Jeremy Hebl, B.J. Richter, and Matt Tiggas named first team All-NSIC.

2001

- Southwest finished 21-18, 11-4 NSIC, which is a school-best sixth straight winning season
- SMSU hits a team record 50 home runs
- SMSU hit seven home runs in a game twice, setting a new school record
- SMSU tied school record with 24 runs scored in win over Minnesota-Morris
- SMSU beats Wayne State and NSIC pitcher of the year Brady Borner in first round of NSIC tournament.
- Matt Tiggas named NSIC Player of the Year
- Mike Negen named NSIC Newcomer of the Year
- Matt Tiggas, Ryan Dalum, Derrick Jenniges, Marc Craigmile, Mike Negen and Joe Westphal named first team All-NSIC
- Matt Tiggas named first team all-region

2002

- Southwest ends season 31-19, 18-6 NSIC, wins NSIC championship by winning four straight games in NSIC tournament
- SMSU wins fourth NSIC tournament since the tournament began in 1996
- SMSU records third 30-plus win season in school history
- Chris Monaco, Travis Irwin, Jacob Swartout, T.J. Schmidt and Pat O'Brien named first team All-NSIC
- Pat O'Brien named NSIC Pitcher of the Year
- SMSU sets school record with 112 doubles
- Travis Irwin (first team) and Pat O'Brien (second team) named all-region

2003

- Southwest Minnesota State ends season 27-20, 16-6 NSIC
- The 27 wins are tied for the fifth most in one season in school history
- SMSU had five wins against Top 30 teams
- SMSU led the conference in batting average, runs and doubles
- Team batting average of .330 was second best in school history
- Junior Brendan Rokke named second team Academic All-America
- Scott Becker, Craig Braaten, Jeff Groebner, Brad Hundt, Ryan Morse and Nick Rohne named first team All-NSIC

2004

- Southwest Minnesota State finished 30-22, 17-11 NSIC
- Recorded the fourth 30-win season in school
- SMSU's .334 team batting average is second best in school history
- SMSU's 510 hits sets new school record
- SMSU received votes for NCBW Top 25 poll on April 30
- Craig Braaten, Nick Rohne, Colby Pack and Ryan Morse named first team All-NSIC
- Senior Brendan Rokke named first team Academic All-America

2005

- Southwest Minnesota State finishes season 26-22, 12-10 NSIC
- SMSU finishes second in NSIC, losing to Wayne State in finals of NSIC championship tournament
- Ryan Morse becomes first SMSU player ever drafted by a MLB team as he was selected in the 13th round by Tampa Bay
- Colby Pack becomes the program's first ever NCAA All-America, earning third team honors from the ABCA
- Ryan Morse, Colby Pack, Derek Rignell and Nathan Koppi named first team All-NSIC
- Colby Pack named NSIC Player of the Year
- Colby Pack (first team), Ryan Morse (second team) and Derek Rignell (second team) earn all-region honors
- SMSU sets new school record with 52 home runs

2006

- Southwest Minnesota State finishes season 20-30, 10-8 NSIC, fourth place
- SMSU finishes third in NSIC tournament, losing to Concordia in semifinals
- John Goneau and Colby Pack named first team All-NSIC
- Colby Pack named second team Academic All-District

2007

- Southwest Minnesota State finishes season 26-16, 17-7 NSIC, third place
- Nathan Koppi named second team all-region
- Ryan Norman named first team Academic All-District
- Greg Laughlin named second team Academic All-District
- SMSU ties school record with .962 fielding pct.
- SMSU sets school record for fewest errors with 51

Blanchard Versus...

Alderson-Broadbudds (W.V.)	1-0
American International (Ma.)	1-0
Ashland (Ohio)	3-2
Assumption (Ma.)	1-1
Augustana (S.D.)	13-9
Bellarmine (Ky.)	0-1
Bemidji State	29-10
Bloomsburg (Pa.)	1-1
Bluefield State (W.V.)	3-1
Concordia	8-7
Davis & Elkins (W.V.)	0-1
East Stroudsburg (Pa.)	1-0
Edinboro (Pa.)	3-1
Fairmont State (W.V.)	2-0
Findlay (Ohio)	1-0
Gannon (Pa.)	1-0
Gustavus	2-2
Huron (S.D.)	2-1
Indiana (Pa.)	2-3
Indianapolis (Ind.)	5-5
Kentucky Wesleyan	0-1
Lock Haven (Pa.)	6-1
Malone (Ohio)	1-0
Mansfield (Pa.)	1-1
Mary	3-1
Massachusetts-Lowell	0-1
Merrimack (Mass.)	1-0
Minnesota	0-2
Minnesota, Crookston	24-2
Minnesota Duluth	13-10
Minnesota-Morris	20-2
Minnesota State, Mankato	6-15
Nebraska-Omaha	2-5
New Jersey Tech	2-0
Northern State	36-6
North Dakota	7-7-1
North Dakota State	2-6
Pittsburg State (Kan.)	3-8
Oklahoma Panhandle State	0-1
Rockhurst (Mo.)	2-3
Rosary (Ill.)	1-0
Slippery Rock (Pa.)	2-4
St. Anselm (N.H.)	1-0
St. Cloud State	6-4
St. John's	0-2
St. Joseph's (Ind.)	1-0
St. Rose (N.Y.)	1-0
Saginaw Valley State (Mich.)	1-0
South Dakota	1-5
South Dakota State	14-14
Southern Illinois-Edwardsville	1-0
Southern New Hampshire	2-0
Stonehill (Ma.)	0-2
Teikyo Post (Conn.)	1-0
Truman State (Mo.)	2-1
Upper Iowa	5-5
Walsh (Ohio)	1-0
Washburn (Kan.)	1-0
Wayne State (Mich.)	3-4
Wayne State (Neb.)	17-28
West Liberty State (W.V.)	2-0
Winona State	23-23
Wisconsin-Parkside	0-1



ASSISTANT COACHES



John Petersen

Fourth Season Assistant Coach

John Petersen enters his fourth season on the Mustang staff and serves as the team's pitching coach.

During his first season as the team's pitching coach in 2005, the Mustang pitching staff finished second in the NSIC in team earned run average, while junior left-hander Ryan Morse became SMSU's first-ever Major League Baseball draft pick. During his three-year tenure SMSU has had two first team all-conference honorees and a second team all-conference selection.

tion.

A native of Bloomington, Minn., Petersen was a four-year letterwinner for the Mustangs from 1999-2003 and was a member of the 2002 NSIC championship squad.

Petersen, a 1999 honorable mention All-NSIC pick, finished his career with 17 victories ranking fifth in school history. He ranks fourth in school history with 213 innings pitched and is seventh with 43 appearances. He finished his career with 12 complete games, recording 137 strikeouts ranking eighth in the SMSU record book. His best season came in 2002 when he finished 6-3 with a 5.06 ERA in 62.1 innings.

Prior to joining the SMSU coaching staff in 2005, Petersen spent the 2004 season as an assistant coach at NCAA Division I Eastern Kentucky University where he helped lead EKU to a record of 34-17.

Petersen earned his bachelor's degree from SMSU in 2003 with a degree in sports management/physical education while earning his master's degree in sports administration from Eastern Kentucky University in 2004.




Ryan Neale

Fourth Season Assistant Coach

Ryan Neale is in his fourth season as a student assistant coach at SMSU and helps in all facets of the program.

A native of Watertown, S.D., Neale served as the head high school coach at Watertown High School in 2004 and was also an assistant coach of the Watertown American Legion team for the 2004 and 2005 seasons. In the summer of 2006, he served as the director of the Redwood Area Youth Baseball Association in Redwood Falls, Minn.

He is pursuing his bachelor's degree in sports management with a minor in coaching from SMSU.




Bryan Nikkel

First Season Assistant Coach

Bryan Nikkel is in his first season as a student assistant at SMSU. He'll be involved in all facets of the program.

A four-year letterwinner at SMSU, Nikkel appeared in 116 games with 90 starts from 2004-07. He finished his career with a .297 batting average with 11 doubles, six home runs and 49 RBI. He was also named the team's most inspirational in both 2006 and 2007.

A native of Grand Rapids, Minn., Nikkel is pursuing his bachelor's degree in sports management from SMSU.





2008 SOUTHWEST MINNESOTA STATE BASEBALL
2008 MUSTANG PROFILES



Arron Olson

P • Sr. • 5-8 • 180 • R/R
Bloomington, Minn.
Jefferson HS

5



Summer 2007: Joined the LaCrosse Loggers of the Northwoods League late in the season ... appeared in six games with two starts and finished 0-3 in 14.2 innings with a 10.43 ERA.

2007 (Junior): Appeared in 14 games all in relief ... ranked second on the team in appearances ... had a team high five saves with a 4.15 ERA ... struck out 13 batters ... had a season high four strikeouts vs. Mary ... tossed a season-high three innings vs. Ashland.

2006 (Sophomore): Appeared in 17 games out of the bullpen ... racked up a team-high six saves with a 5.27 ERA ... struck out 21 batters ... earned first career save tossing two shutout innings vs. South Dakota State on April 4 ... picked up a save with two strikeouts in one perfect inning vs. Minnesota, Crookston on April 8 ... pitched career-high 3.2 innings and struck out three vs. Nebraska-Omaha on April 10.

2005 (Freshman): Played on the SMSU junior varsity team.

High School: 2004 graduate of Bloomington Jefferson HS ... team captain ... tossed no-hitter in 2004 ... was 5-0 with 2.07 ERA in 2003.

Personal: Born Sept. 20, 1985 ... son of Doug and Shelly Kramer ... history and political science major.

OLSON'S SMSU CAREER STATISTICS

YEAR	W-L	S	ERA	G	GS	CG	SHO	IP	H	R	ER	BB	K
2006	1-2	6	5.27	17	0	0	0	27.1	34	19	16	8	21
2007	3-0	5	4.15	14	0	0	0	17.1	20	11	8	8	13
Total	4-2	11	4.84	31	0	0	0	44.2	54	30	24	16	34

OLSON'S SMSU CAREER HIGHS


Innings: 3.2 vs. Nebraska-Omaha, 4/10/06 Strikeouts: 4, vs. Mary 3/25/07



Lex Reinke

SS • Sr. • 6-2 • 190 • R/R
Shoreview, Minn.
Mounds View HS

11



2007 (Junior): Named second team All-NSIC ... played in 37 games and batted .372 along with two home runs ... had 13 multi-hit games ... had season high three hits vs. Wayne State (Mich.) which included a double and a home run ... second on the team with 11 doubles ... led team with 89 assists ... tied for third on squad with 28 runs scored.

Summer 2006: Played for both the Thunder Bay Border Cats and the LaCrosse Loggers of the Northwoods League ... batted .250 (8-for-32) in 11 games with two doubles and nine RBI for Thunder Bay ... finished with a .225 (18-for-80) batting average with 13 RBI for LaCrosse.

2006 (Sophomore): Played in 48 games and batted .310 with four home runs ... added 25 runs and 21 RBI ... tied for team-high with 16 multi-hit games ... went 3-for-4 with a double and a home run vs. North Dakota on March 15 ... belted three hits, including a double, a home run, and two RBI vs. Winona State on May 6.

2005 (Freshman): Played and started 40 games as a true freshman ... finished the season batting .338 with 50 base hits, including eight doubles, two triples and two home runs ... finished the season with 16 multi-hit games and six multi-RBI games ... had seven multi-hit games in his first ten games played ... career-high three hits in five different games ... belted first career home run in loss to MSU, Mankato ... hit home run in win over South Dakota State ... had three hits including two doubles in win over Winona State.

High School: 2004 graduate of Mounds View HS ... Lions All-Star selection ... played for coach Brad Tullberg ... batted .379 in 2003 as a member of Tri-City Red Legion team that won regional title.

Personal: Born Aug. 28, 1985 ... son of Scott and Tammy Reinke ... business/market-ing major.

REINKE'S SMSU CAREER STATISTICS

Year	G-GS	Avg.	AB	R	H	RBI	2B	3B	HR	TB	SH	BB	K	SB-A	PO	A	E	%
2005	40-40	.338	148	31	50	19	8	2	2	68	1	10	15	7-9	52	111	16	.911
2006	48-46	.310	155	25	48	21	7	1	4	69	0	14	19	2-3	52	102	13	.922
2007	37-37	.372	121	28	45	25	11	0	2	62	3	9	13	3-4	32	89	12	.910
Total	125-123	.337	424	84	143	65	26	3	8	199	4	33	47	12-16	136	302	41	.914

REINKE'S SMSU CAREER HIGHS

Hits: 3, 9x, last vs. Wayne State, 3/11/07 Runs: 3, 2x, last vs. Northern State, 4/22/06
Doubles: 2, 2x, last vs. Northern State 4/23/06 Home Runs: 1, 8x, last vs. Upper Iowa, 4/16/07
RBI: 4, vs. Upper Iowa, 4/16/07



2008 MUSTANG PROFILES



Brandon Wilhelmi

P • Sr. • 6-0 • 170 • R/R
Clements, Minn.
Springfield HS


16



Greg Laughlin

2B • Jr. • 5-11 • 165 • R/R
Eden Prairie, Minn.
Eden Prairie HS

6



2007 (Junior): Appeared in 12 games which ranked third on the team ... posted a 2-0 record with two saves and a 3.00 ERA ... tossed a career-high six innings vs. Wayne State (Mich.) in relief ... tied career-high in strikeouts with four vs. Wayne State (Mich.) ... pitched at least two innings in five games ... earned first career save vs. Slippery Rock (Pa.) pitching three innings.

2006 (Sophomore): Appeared in 16 games on the mound, posting a 1-0 record with a 7.59 ERA ... picked first career victory vs. Northern State with five innings of relief, allowing three runs ... struck out season-high four batters in two innings vs. MSU, Mankato on April 26.

2005 (Freshman): Played in one game ... had one plate appearance and singled in first career at bat in win over Wayne State.

High School: 2004 graduate of Springfield HS ... three-time all-conference selection ... two-time team captain ... batted .400 as a senior ... all-conference pick in football ... also played basketball.

Personal: Born Nov. 16, 1985 ... son of Al and Betty Wilhelmi ... elementary education major.

WILHELMI'S SMSU CAREER STATISTICS

YEAR	W-L	S	ERA	G	GS	CG	SHO	IP	H	R	ER	BB	K
2006	1-0	0	7.59	16	0	0	0	21.1	33	18	18	7	12
2007	2-0	2	3.00	12	0	0	0	21.0	30	8	7	7	16
Total	3-0	2	5.31	28	0	0	0	42.1	63	26	25	14	28

WILHELMI'S SMSU CAREER HIGHS

Innings: 6.0 vs. Wayne State, 3/11/07
Strikeouts: 4, 2x, last vs. Wayne State, 3/11/07

2007 (Sophomore): Named Academic All-NSIC ... earned CoSIDA second team Academic All-District honors ... named SMSU's Defensive Player of the Year Award ... started in all 42 games ... batted .331 with 16 multi-hit games ... finished fifth on the team in batting average ... was 9 of 10 in stolen bases ... committed just one error in 144 chances ... had five three-hit games.

2006 (Freshman): Appeared in 45 games and batted .326 as a true freshman ... had 12 multi-hit games ... hit first career home run vs. Bemidji State on April 3, a two-run shot in the fifth inning to lead the Mustangs to a 4-2 victory ... had career-high four hits vs. Minnesota, Crookston on April 9.

High School: 2005 graduate of Eden Prairie HS ... all-conference selection ... two-year letterwinner ... team captain ... selected to Lions All-Star game ... batted .367 as a senior with 19 RBI.

Personal: Born Mar. 10, 1987 ... son of Mike and Linda Laughlin ... business administration major.

LAUGHLIN'S SMSU CAREER STATISTICS

Year	G-GS	Avg.	AB	R	H	RBI	2B	3B	HR	TB	SH	BB	K	SB-A	PO	A	E	%
2006	45-43	.326	138	26	45	18	5	2	3	63	8	13	25	5-7	67	94	7	.958
2007	42-42	.331	148	31	49	15	6	1	2	63	4	8	27	9-10	67	76	1	.993
Total	87-85	.329	286	57	94	33	11	3	5	126	12	21	52	14-17	134	170	8	.974

LAUGHLIN'S SMSU CAREER HIGHS

Hits: 4 vs. Minn.-Crookston, 4/9/06
Doubles: 1, 11x, last vs. Northern State, 4/18/07
RBI: 2, 8x, last vs. Northern State, 4/18/07
Runs: 3, 2x, last vs. Bemidji State, 4/22/07
Home Runs: 1, 5x, last vs. Crookston, 4/28/07



Mark Bendzick

P • Jr. • 6-0 • 170 • R/R
Fairbault, Minn.
Fairbault HS

9



2007: Sat out season with an injury.

2006 (Sophomore): Appeared in seven games with one start on the mound ... missed most of the season with injury ... received medical redshirt ... had an 0-2 record with a 4.20 ERA ... allowed a team-low .185 opponents' batting average ... allowed just one run in 4.1 innings of relief vs. Indiana (PA) on March 13.

2005 (Freshman): Played on both varsity and junior varsity ... appeared in first career varsity game tossing one inning of relief in win over Bemidji State.

High School: 2004 graduate of Bethlehem Academy HS ... two-time all-conference ... two-time team MVP ... named offensive player of the year as a junior ... also played basketball.

Personal: Born Sept. 11, 1985 ... son of Steve and Theresa Bendzick ... sports management major ... brother Tom was member of team from 2004-06.

BENDZICK'S SMSU CAREER STATISTICS

YEAR	W-L	S	ERA	G	GS	CG	SHO	IP	H	R	ER	BB	K
2005	0-0	0	9.00	1	0	0	0	1.0	0	1	1	1	0
2006	0-2	0	4.20	7	1	0	0	15.0	10	9	7	4	5
Total	0-2	0	4.50	8	1	0	0	16.0	10	10	8	5	5

BENDZICK'S SMSU CAREER HIGHS

Innings: 4.1 vs. Indiana (PA), 3/13/06 Strikeouts: 2, 2x, last vs. Wayne State 3/25/06



Jake Munsch

3B • Jr. • 6-1 • 180 • R/R
Alexandria, Minn.
Alexandria HS

21



2007 (Sophomore): Named Academic All-NSIC ... appeared in 33 games with a batting average of .389 ... finished third on the squad in batting average ... ranked fourth in slugging percentage ... had a career high four hits vs. Minnesota, Crookston along with a career high five RBI ... started the season with a nine-game hitting streak.

2006 (Freshman): Played in 28 games as a true freshman ... batted .214 with 10 RBI ... went 2-for-3 with season-high 3 RBI vs. Slippery Rock on March 16 ... hit first career home run on April 26 vs. Minnesota State-Mankato ... went 2-for-2 with two runs and a triple vs. Winona State on May 7.

High School: 2005 graduate of Alexandria HS ... finished his high school career batting .400 while earning all-conference honors as a senior ... in the summer of 2005 he helped lead Alexandria Legion to the state tournament while batting .457.

Personal: Born July 15, 1986 ... son of Charlie and Kathy Munsch ... education major.

MUNSCH'S SMSU CAREER STATISTICS

Year	G-GS	Avg.	AB	R	H	RBI	2B	3B	HR	TB	SH	BB	K	SB-A	PO	A	E	%
2006	28-18	.214	56	5	12	10	4	1	1	21	4	7	20	0-1	3	10	0	1.000
2007	33-28	.389	95	17	37	25	2	0	4	51	0	8	15	3-5	16	58	5	.937
Total	61-46	.325	151	22	49	35	6	1	5	72	4	15	35	3-6	19	68	5	.946

MUNSCH'S SMSU CAREER HIGHS

Hits: 4, vs. Minnesota, Crookston, 4/28/07 Runs: 3, Minnesota, Crookston, 4/28/07
Doubles: 1, 6x, last vs. Winona State, 5/10/07 Home Runs: 1, 5x, last vs. Minnesota State, 5/1/07
RBI: 5 vs. Minnesota, Crookston, 4/28/07



2008 SOUTHWEST MINNESOTA STATE BASEBALL
2008 MUSTANG PROFILES



Corey Neale

OF • Jr. • 5-9 • 150 • R/R
Watertown, S.D.
Watertown HS


1



Josh Nolan

3B • Jr. • 6-0 • 185 • R/R
Rapid City, S.D.
Stevens HS

22



2007 (Sophomore): Appeared in 29 games with 21 starts and batted .292 ... also appeared in three games as a pitcher, posting a 15.43 ERA in 2.1 innings ... had a three-hit game vs. Wayne State (Mich.) that included a double and an RBI ... tied for fourth on the team in walks with 13 ... had two RBI each in two wins over Bemidji State ... did not allow a run in one inning vs. Lock Haven with all three outs coming on strikeouts.

2006 (Redshirt Freshman): Appeared in 26 games and batted .194 ... also pitched twice, posting a 10.80 ERA in 1.2 innings ... went 1-for-2 with a double and two runs scored vs. Slippery Rock on Mar. 16, collecting his first hit ... had season-high two hits vs. Winona State on May 7 ... did not allow a run in 0.2 innings vs. Augustana on April 18.

2005 (Freshman): Sat out 2005 season as a redshirt.

High School: 2004 graduate of Watertown HS ... batted .333 as a senior with 62 hits, 18 doubles, four home runs ... also played golf.

Personal: Born Apr. 4, 1986 ... son of Dave and Tammy Neale ... management major.

NEALE'S SMSU CAREER STATISTICS

Year	G-GS	Avg.	AB	R	H	RBI	2B	3B	HR	TB	SH	BB	K	SB-A	PO	A	E	%
2006	26-8	.194	31	5	6	2	1	0	0	7	0	7	13	0-0	16	1	2	.895
2007	29-21	.292	65	16	19	10	2	0	0	21	2	13	7	2-5	30	3	2	.943
Total	55-29	.194	96	21	25	12	3	0	0	28	2	20	20	2-5	46	4	4	.926

NEALE'S SMSU CAREER HIGHS

Hits: 3 vs. Wayne State, 3/11/07
Doubles: 1, 3x, last vs. Bemidji State, 4/22/07
RBI: 2, 2x, last vs. Bemidji State, 4/22/07
Runs: 4 vs. Minnesota, Crookston, 4/29/07
Home Runs: 0

NEALE'S SMSU CAREER STATISTICS

YEAR	W-L	S	ERA	G	GS	CG	SHO	IP	H	R	ER	BB	K
2006	0-0	0	10.80	2	0	0	0	1.2	3	2	2	3	1
2007	0-0	0	15.43	3	0	0	0	2.1	6	6	4	4	5
Total	0-0	0	13.50	5	0	0	0	4.0	9	8	6	7	6

NEALE'S SMSU CAREER HIGHS

Innings: 1.0, 2x, last vs. Lock Haven, 3/10/2007
Strikeouts: 3 vs. Lock Haven, 3/10/07

2007 (Sophomore): Appeared in 33 games making 20 starts ... finished with .324 batting average ... had career-high three hits vs. Minnesota, Crookston ... hit first career home run vs. Nebraska-Omaha ... finished the season on six-game hitting streak ... finished with four multi-hit games ... also belted a home run vs. Wayne State (Neb.).

2006 (Freshman): Played in 22 games with 11 starts and batted .172 ... had season-high two RBI vs. Augustana on April 18 ... collected first career hit vs. Pittsburg State on Mar. 5.

High School: 2005 graduate of Rapid City Stevens HS ... 2006 American Legion South Dakota Player of the Year ... named all-state ... member of Rapid City Legion team that advanced to 2005 Legion World Series ... also in football and hockey.

Personal: Born June 19, 1987 ... son of Steve and Trisha Nolan ... business management major.

NOLAN'S SMSU CAREER STATISTICS

Year	G-GS	Avg.	AB	R	H	RBI	2B	3B	HR	TB	SH	BB	K	SB-A	PO	A	E	%
2006	22-11	.172	29	4	5	3	0	0	0	5	1	13	13	1-1	15	20	1	.972
2007	33-20	.324	68	13	22	12	2	0	2	30	5	5	16	3-3	21	43	7	.901
Total	55-31	.278	97	17	27	15	2	0	2	35	6	18	29	4-4	36	63	8	.925

NOLAN'S SMSU CAREER HIGHS

Hits: 3, vs. Minnesota, Crookston, 4/29/07
Doubles: 1, 2x, last vs. Northern State, 4/4/07
RBI: 2, 4x, last vs. Mary, 3/24/07
Runs: 3, vs. Minn.-Crookston, 4/29/07
Home Runs: 1, 2x, last vs. Wayne State, 5/11/07



2008 MUSTANG PROFILES



Tony Rislov

OF • Jr. • 6-1 • 196 • R/R
Pierre, S.D.
Pierre HS

14



2005 (Freshman): Played in 44 games making 40 starts as a true freshman ... batted .180 with two home runs and 15 RBI ... had three hits and three RBI in win over Augustana ... smacked first career home run in win over Pittsburg State ... had three RBI in wins over Minn.-Crookston and Augustana.

High School: 2004 graduate of St. Cloud Apollo HS ... named all-conference as a senior and named to *St. Cloud Times* All-Area team ... played in Lions All-Star Tournament ... batted .346 this past spring with five doubles and two triples ... scored 16 runs and has seven stolen bases ... was 4-2 as a pitcher with a 2.13 ERA ... tossed a one-hitter vs Sauk Rapids ... played for Tim Kundsen.

Personal: Born Mar. 28, 1986 ... son of Kevin and JoAnn Rocheleau ... business management and marketing major.

ROCHELEAU'S SMSU CAREER STATISTICS

Year	G-GS	Avg.	AB	R	H	RBI	2B	3B	HR	TB	SH	BB	K	SB-A	PO	A	E	%
2005	44-40	.180	111	18	20	15	1	0	2	27	3	11	21	3-4	58	2	2	.968
2006	37-16	.261	46	4	12	5	2	0	0	14	0	6	7	0-2	35	0	0	0.1000
Total	81-56	.204	157	22	32	20	3	0	2	41	3	17	28	3-6	93	2	2	.979

ROCHELEAU'S SMSU CAREER HIGHS

Hits: 3 vs. Augustana, 5/3/05
Doubles: 1, 3x, last vs. Winona State, 5/7/06
RBI: 3, 2x, last vs. Augustana, 5/3/05

Runs: 3 vs. Bemidji State, 4/16/05
Home Runs: 1, 2x, last vs. Bemidji State, 4/16/05

SMSU: Also a member of the SMSU football team ... started all 11 games at quarterback for SMSU in 2005, while starting one game in 2006 ... played in three games in 2007.

2007 (Sophomore): Named Academic All-NSIC ... appeared in 20 games and batted .275 ... made 14 starts ... recorded first career hit vs. Pittsburg State along with an RBI and two runs scored ... had one multi-hit game vs. Bemidji State ... finished with two RBI in win over Minnesota, Crookston.

High School: 2004 graduate of T.F. Riggs HS ... played for Jim Iverson ... two-time *Rapid City Journal* All-State ... four-year American Legion baseball member ... batted .418 with 68 RBI and six home runs in 2005 American Legion season ... also competed in football, basketball, and track in high school.

Personal: Born Feb. 19, 1986 ... son of Greg and Diane Rislov ... finance major.

RISLOV'S SMSU CAREER STATISTICS

Year	G-GS	Avg.	AB	R	H	RBI	2B	3B	HR	TB	SH	BB	K	SB-A	PO	A	E	%
2007	20-14	.275	40	8	11	5	0	0	0	11	1	4	9	0-2	0	0	0	.000
Total	20-14	.275	40	8	11	5	0	0	0	11	1	4	9	0-2	0	0	0	0.000

RISLOV'S SMSU CAREER HIGHS

Hits: 2 vs. Bemidji State, 4/21/07
Doubles: 0
RBI: 2 vs. Minn., Crookston, 4/29/07
Runs: 2, 2x, last vs. Minn., Crookston, 4/29/07
Home Runs: 0



Brandon Wagner

P • Jr. • 6-0 • 200 • R/R
Woodbury, Minn.
Woodbury HS



2007 (Sophomore): Appeared in nine games ... posted a 0-2 record with a 11.32 ERA in 10.1 innings ... had season best outing vs. Minnesota, Crookston pitching a perfect inning ... pitched a scoreless inning of relief vs. Bemidji State.

2006 (Freshman): Appeared in 17 games on the mound as a true freshman ... posted a 2-3 record with a 7.52 ERA ... picked up first career win with 3.1 shutout innings of relief vs. Lock Haven on March 12 ... picked up second win vs. Upper Iowa on April 15 with 2.2 shutout innings.

High School: 2005 graduate of Woodbury HS ... one of the top pitchers on Woodbury Legion team that advanced to the 2005 American Legion World Series ... helped lead high school team to a second place finish in the 2004 state tournament.

Personal: Born Apr. 13, 1987 ... son of Doug and Debbie Wagner ... business management major.

WAGNER'S SMSU CAREER STATISTICS

YEAR	W-L	S	ERA	G	GS	CG	SHO	IP	H	R	ER	BB	K
2006	2-3	0	7.52	17	0	0	0	20.1	28	20	17	10	9
2007	0-2	0	11.32	9	0	0	0	10.1	21	16	13	6	3
Total	2-5	0	8.80	26	0	0	0	30.2	49	36	30	16	12

WAGNER'S SMSU CAREER HIGHS

Innings: 3.1 vs. Lock Haven, 3/12/06
Strikeouts: 2 vs. Northern State, 4/23/06



Aaron Rocheleau

P/OF • Jr. • 5-10 • 185 • R/R
St. Joseph, Minn.
St. Cloud Apollo HS

13



2007 (Redshirt): Sat out the season with an injury ... received medical redshirt.

2006 (Sophomore): Played in 37 games with 16 starts ... finished the season batting .261 ... went 2-for-2 vs. Minnesota-Crookston on April 9 ... had a double and two RBI vs. Winona State on May 7.



2008 MUSTANG PROFILES



Derek West

OF • Jr. • 5-11 • 205 • R/R
Chamberlain, S.D.
Chamberlain HS

14



2007 (Sophomore): Appeared in 37 games with 32 starts ... batted a team high .411 with 22 RBIs and two home runs ... had career highs in hits with four and RBIs with four vs. Bemidji State ... hit first career home run vs. Bemidji State ... recorded three hits and three RBI in first start of the season vs. Pittsburg State ... finished with 10 multi-hit games ... ranked second on the team in slugging percentage.

2006 (Sophomore): Played in eight games ... drove in a run vs. Minnesota, Crookston on Apr. 9 with a sacrifice fly ... missed most of the season with an injury and earned medical redshirt.

2005 (Freshman): Played on SMSU junior varsity.

High School: 2004 graduate of Chamberlain HS ... batted .481 as a senior ... academic all-state ... all-state selection ... also played football and basketball.

Personal: Born Apr. 28, 1986 ... son of Rob and Sandy West ... exercise science major.

WEST'S SMSU CAREER STATISTICS

Year	G-GS	Avg.	AB	R	H	RBI	2B	3B	HR	TB	SH	BB	K	SB-A	PO	A	E	%
2006	8-0	.000	2	0	1	0	0	0	0	0	0	1	0-1	2	0	1	.667	
2007	37-32	.411	90	31	37	22	10	1	2	55	4	15	14	7-10	45	2	2	.959
Total	45-32	.402	92	31	37	23	10	1	2	55	4	15	15	7-11	47	2	3	.942

WEST'S SMSU CAREER HIGHS

Hits: 4 vs. Bemidji State 4/22/07
Doubles: 2, 2x, last vs. Bemidji State 4/22/07
RBI: 4 vs. Bemidji State, 4/22/07
Runs: 4 vs. Minn. Crookston 4/28/07
Home Runs: 1, 2x, last vs. Wayne State, 5/11/07



Derek Bjoraker

P • So. • 6-3 • 180 • L/L
Golden Valley, Minn.
Armstrong HS

32



2007 (Sophomore): Appeared in six games with five starts ... suffered injury and received medical redshirt ... posted a record of 1-2 with a 14.73 ERA along with 13

strikeouts ... tossed season-high four innings vs. Slippery Rock with six strikeouts while allowing one run.

2006 (Freshman): Pitched in nine games with five starts as a true freshman ... posted a 3-1 record with a 7.07 ERA and 22 strikeouts ... picked up his first career win with four shutout innings of relief vs. St. Cloud State on March 29 ... struck out career-high seven in six shutout innings vs. Minnesota, Crookston on April 29.

High School: 2005 graduate of Robbinsdale Armstrong HS ... holds school single-season strikeout record ... three-time letterwinner ... finished 7-3 with 1.30 ERA during senior season ... all-conference selection ... finished 13-6 with 147 strikeouts in career.

Personal: Born Jan. 27, 1987 ... son of Steven and Pamela Bjoraker ... international business major.

BJORAKER'S SMSU CAREER STATISTICS

YEAR	W-L	S	ERA	G	GS	CG	SHO	IP	H	R	ER	BB	K
2006	3-1	0	7.07	9	5	0	0	28.0	30	22	22	22	22
2007	1-2	0	14.73	6	5	0	0	11.0	13	20	18	20	13
Total	4-3	0	9.23	15	10	0	0	39.0	43	42	50	42	35

BJORAKER'S SMSU CAREER HIGHS

Innings: 6.0 vs. Minn.-Crookston, 4/9/06
Strikeouts: 7 vs. Minn.-Crookston, 4/9/06



Andrew Kinney

P/1B • So. • 6-3 • 173 • L/R
Coon Rapids, Minn.
Coon Rapids HS

25



2007 (Freshman): Appeared in 34 games and batted .284 as a freshman ... had five multi-hit games ... hit his first home run vs. Pittsburg State on March 5 ... had a career high three hits on Apr. 29 vs. Minnesota, Crookston ... belted game-winning home run in sixth inning vs. Minnesota, Crookston ... also had four pitching appearances with 2three starts ... had career high three strikeouts vs. Northern State ... tossed season-high 5.2 innings in first career start vs. nationally ranked Ashland.

High School: 2006 graduate of Coon Rapids HS ... played for Jerry Coe ... named honorable mention all-state and second team all-metro as a senior ... played in Lion's All-Star Classic ... voted as Mr. Offense and most improved player at Coon Rapids ... named rookie of the year as a junior.

Personal: Born June 8, 1988 ... son of Brian and Sara Kinney ... business management major.

KINNEY'S SMSU CAREER BATTING STATISTICS

Year	G-GS	Avg.	AB	R	H	RBI	2B	3B	HR	TB	SH	BB	K	SB-A	PO	A	E	%
2007	34-24	.284	81	21	23	31	6	0	9	111	3	13	22	1-1	11	3	1	.750
Totals	34-24	.284	81	21	23	31	6	0	9	111	3	13	22	1-1	11	3	1	.750

KINNEY'S SMSU CAREER STATISTICS

YEAR	W-L	S	ERA	G	GS	CG	SHO	IP	H	R	ER	BB	K
2007	3-0	0	3.06	4	3	0	0	17.2	16	7	6	6	6
Totals	3-0	0	3.06	4	3	0	0	17.2	16	7	6	6	6

KINNEY'S SMSU CAREER HIGHS

Hits: 3 vs. Minn., Crookston, 4/29/07
Doubles: 1, 6x, last vs. MSU, Mankato, 5/1/07
RBI: 7 vs. Minn., Crookston, 4/29/07
Runs: 3 vs. Minn., Crookston, 4/29/07
Home Runs: 2 vs. Minn., Crookston, 4/29/07

KINNEY'S SMSU CAREER HIGHS

Innings: 5.2 vs. Ashland, 3/12/07
Strikeouts: 3 vs. Northern State, 4/18/07



2008 MUSTANG PROFILES



Jared Pick

P • So. • 6-3 • 170 • L/L
Luverne, Minn.
Luverne HS

10



2007 (Freshman): Appeared in 10 games with seven starts ... posted a 7.53 ERA with 20 strikeouts and two complete games ... picked up his first career win vs. Bemidji State giving up only two runs in five innings ... struck out season-high five vs. Wayne State ... tossed complete games vs. Wayne State (Mich.) and Upper Iowa.

2006 (Redshirt): Sat out season as a redshirt.

High School: 2005 graduate of Luverne HS ... three-year letterwinner in baseball ... earned All-Southwest Conference honors during junior and senior seasons and honorable mention All-Southwest Conference as a sophomore ... team captain as a senior, while batting .330 with two home runs and 20 stolen bases ... posted a 23-5 career record on the mound, with a 1.70 ERA ... also played football, earning All-Southwest Conference honors ... team captain and honorable mention all-conference as a senior in basketball.

Personal: Born Dec. 31, 1986 ... son of Dennis and Deanna Pick ... sports management major.

PICK'S SMSU CAREER STATISTICS

YEAR	W-L	S	ERA	G	GS	CG	SHO	IP	H	R	ER	BB	K
2007	1-6	0	7.53	10	7	2	0	43.0	60	39	36	16	20
Total	1-6	0	7.53	10	7	2	0	43.0	60	39	36	16	20

PICK'S SMSU CAREER HIGHS

Innings: 6.0, 2x, last vs. Upper Iowa, 4/15/07 Strikeouts: 5 vs. Wayne State, 4/25/07



Adam Schrader

P • So. • 6-2 • 188 • R/R
Easton, Minn.
United South Central HS

23



2007 (Freshman): Named second team All-NSIC ... appeared in eight games ... went 6-2 with a 3.02 ERA, along with three complete games, two shutouts and 33 strikeouts ... didn't allow an earned run in first four starts of the season a span of 25 innings ...

picked up first career win vs. Pittsburg State, pitching 7.0 innings, striking out five, and not allowing a single run ... tied a career high in strikeouts with seven vs. Minnesota, Crookston and Mary ... named NSIC Pitcher of the Week on Mar. 6 and Mar. 26.

2006 (Redshirt): Missed most of the season with an injury ... granted a medical red-shirt ... appeared in eight games on the mound ... struck out 22 batters in 22.1 innings ... went 0-5 with a 12.90 ERA ... struck out career-high seven in five innings vs. Lock Haven on March 12.

High School: 2005 graduate of United South Central ... selected first team all-state ... two-time all-conference selection ... finished career with 15-5 record and 2.40 ERA ... first team all-conference in both football and basketball.

Personal: Born Mar. 10, 1987 ... son of Jeff and Marie Schrader ... ag. business major.

SCHRADER'S SMSU CAREER STATISTICS

YEAR	W-L	S	ERA	G	GS	CG	SHO	IP	H	R	ER	BB	K
2006	0-5	0	12.90	8	7	0	0	22.1	30	34	32	26	22
2007	6-2	0	3.02	8	8	3	2	41.2	41	24	14	21	33
Total	6-7	0	6.47	16	15	3	2	64.0	71	58	46	47	55

SCHRADER'S SMSU CAREER HIGHS

Innings: 7.0, 3x, last vs. Mary, 3/24/07 Strikeouts: 7, 3x, last vs. Minn. Crookston, 4/28/07



Derick Swenson

OF • So. • 5-7 • 150 • R/R
Alexandria, Minn.
Alexandria HS

2



2007 (Freshman): Appeared in 19 games with one start and batted .154 ... earned first career hit and RBI vs. Wayne State ... made first career start vs. Minnesota, Crookston.

High School: 2006 graduate of Alexandria HS ... played for Roger Johnson ... named All-Central Lakes Conference and all-section as a senior ... team captain ... played in Lion's All-Star Classic ... in football, named defensive MVP and honorable mention all-section ... in hockey, named all-conference and all-section ... member of National Honor Society.

Personal: Born May 28, 1988 ... son of John and Carla Swenson ... business management major.

SWENSON'S SMSU CAREER STATISTICS

Year	G-GS	Avg.	AB	R	H	RBI	2B	3B	HR	TB	SH	BB	K	SB-A	PO	A	E	%
2007	19-1	.154	13	5	2	2	0	0	0	2	0	2	4	1-2	1	0	0	01.000
Total	19-1	.154	13	5	2	2	0	0	0	2	0	2	4	1-2	1	0	0	01.000

SWENSON'S SMSU CAREER HIGHS

Hits: 1, 2x, last vs. Minn., Crookston, 4/29/07 Runs: 1, 2x, last vs. Minn., Crookston, 4/29/07
Doubles: 0 Home Runs: 0
RBI: 1, 2x, last vs. Minn., Crookston, 4/29/07



2008 MUSTANG PROFILES



Matt Paulsen


OF • RFr. • 6-3 • 185 • R/R
Pipestone, Minn.
Pipestone Area HS

33

2007 (Redshirt): Sat out the 2007 season as a redshirt.

High School: 2006 graduate of Pipestone Area HS ... played for Rick Zollner ... named all-state twice ... three-time All-Southwest Conference ... three-time all-section ... played in the Lion's All-Star Tournament ... also played football and basketball.

Personal: Born Aug. 27, 1987 ... son of Kevin and Barb Paulsen ... ag. business major.



Max Zwart

P • RFr. • 6-5 • 185 • L/L
Edgerton, Minn.
Edgerton HS

36

2007 (Redshirt): Sat out the 2007 season as a redshirt.

High School: 2006 graduate of Edgerton HS ... played for Steve Ondrush ... five-year letterwinner ... named All-Red Rock Conference four times ... named all-section twice ... also played football and basketball.

Personal: Born Sept. 21, 1987 ... son of Ron and Brenda Zwart ... sports management major.



Robbie Slinkman

C • RFr. • 6-3 • 220 • R/R
Anoka, Minn.
Anoka HS

2007 (Redshirt): Did not play baseball.

2007 (Football): Played in 11 games as a redshirt freshman for the Mustang football team ... finished fifth on the team with 55 tackles including 2.5 for loss ... also had one interception.

High School: 2006 graduate of Anoka HS.

Personal: Son of Bob and Deb Slinkman ... born Mar. 23, 1988 ... business major.



Matt Merten

C • Jr. • 5-11 • 175 • R/R
St. Cloud, Minn.
Tech HS

17

Before SMSU: Played two seasons at Ridgewater College in Willmar, Minn. ... finished the 2007 with a .355 batting average with six doubles, three home runs and two triples in 121 at bats ... member of team that finished seventh at 2007 NJCAA World Series and compiled overall record of 38-8 ... batted .275 as a freshman.

High School: 2005 graduate of St. Cloud Tech HS ... played for Steve Taylor ... all-conference selection as a junior batting .429 with three home runs ... honorable mention all-conference as a senior ... earned team player award as a senior ... career .367 hitter.

Personal: Born July 31, 1986 ... son of Bob and Carolyn Merten ... physical education major.



Andy Williamson

C/P • RFr. • 6-3 • 165 • R/R
Fairmont, Minn.
Fairmont HS

29

2007 (Redshirt): Sat out the 2007 season as a redshirt.

High School: 2006 graduate of Fairmont HS ... played for Jim Uttermarch ... named all-area and all-region as a senior ... named all-conference as a senior and sophomore ... also competed in football and cross country.

Personal: Born July 27, 1987 ... son of Dennis and Barb Williamson ... business finance and business management major.



Scott Rambow

1B • Jr. • 6-2 • 185 • L/R
New London, Minn.
New London-Spicer HS

31

Before SMSU: Played two seasons at Ridgewater College in Willmar, Minn. ... batted .312 with four doubles and 14 RBI in 77 at bats ... team finished seventh at 2007 NJCAA World Series ... batted .449 with six doubles in 78 at bats as a freshman.

High School: 2005 graduate of New London-Spicer HS ... played for coach Doug Wessling ... all-conference and all-area selection ... four-year letterwinner ... batted .520 as a senior ... also played basketball and football.

Personal: Born Feb. 28, 1987 ... son of Steve and Janae Rambow ... business management major.



2008 MUSTANG PROFILES



Tony Shaikoski

P • So. • 6-4 • 170 • R/R
Marshall, Minn.
Marshall HS

24

Before SMSU: Was a member of the Dakota State University (S.D.) baseball team for two seasons ... appeared in eight games in 2007 ... tossed 10 innings and finished the season with a 1.80 ERA ... allowed six hits, two runs and three walks while striking out four ... redshirted during the 2006 season.

High School: 2005 graduate of Marshall HS ... played for coach Pat Irsfeld ... three-year letterwinner ... named All-Southwest Conference and Marshall *Independent* All-Area three times ... named all-section as a senior ... Marshall *Independent* Area Player of the Year as a junior.

Personal: Born May 14, 1987 ... son of Greg and Kim Shaikoski ... chemistry education major.



Derik Johnson

INF • Fr. • 6-2 • 180 • R/R
Slayton, Minn.
Murray County Central HS

High School: 2007 graduate of Murray County Central HS ... played for coach Terry Boelter ... three-year letterwinner ... two-time All-Red Rock Conference ... batted .370 with 20 runs batted in as a senior ... two-year letterwinner in basketball ... two-time all-conference in basketball ... Academic All-State in basketball ... three-year letterwinner in football.

Personal: Born Sept. 14, 1988 ... son of Calvin and Gail Johnson ... health/physical education teaching major.



Alex Alvarez

P • Fr. • 5-11 • 160 • R/R
Mahtomedi, Minn.
Mahtomedi HS

High School: 2007 graduate of Mahtomedi HS ... played for coach John Hardgroove ... recorded 47 strikeouts in 38 innings as a senior ... led the team in ERA as a junior ... had a 4-1 record ... two-time "M Award" winner ... also lettered in nordic skiing, soccer and football.

Personal: Born Mar. 8, 1989 ... son of Tom and Deb Alvarez ... physical education major.



Aaron Kessler

2B • Fr. • 5-10 • 160 • L/R
Glenwood, Minn.
Minnewaska HS

High School: 2007 graduate of Minnewaska Area HS ... played for coach Chris Bennes ... three-year letterwinner ... first team All-West Central Conference as a senior after batting .447 and leading the team in doubles and steals ... honorable mention all-conference as a junior after batting .419 ... batted .464 in American Legion in 2007 ... three-year letterwinner in football ... high honor roll ... Student Council President.

Personal: Born Nov. 8, 1988 ... son of Ruth and Ryan Kessler ... business major.



Aaron Johnson

P • Fr. • 6-6 • 210 • L/L
Red Wing, Minn.
Red Wing HS

29

High School: 2007 graduate of Red Wing HS ... played for Jim Bohmbach and Brian Auge ... three-year letterwinner ... named first team All-Missota Conference as a senior ... *Republican Eagle* All-Area Baseball Player of the Year as a senior ... Lion's All-Star Classic participant ... named honorable mention all-conference and all-area as a junior ... went 9-4 with four saves, a 1.10 ERA and 150 strikeouts in 105 innings between high school and Legion teams in 2007 ... 8-8 with a 2.21 ERA and 121 strikeouts in 97.2 innings in 2006 ... two-time Missota Conference Academic and Co-Curricular Excellence award winner ... two-year letterwinner in basketball.

Personal: Born Feb. 24, 1989 ... son of Mark and Katie Johnson ... undecided major.



Chris Koep

P • Fr. • 6-3 • 185 • R/R
Alexandria, Minn.
Alexandria HS

High School: 2007 graduate of Alexandria HS ... played for coach Roger Johnson ... two-year letterwinner ... honorable mention all-conference as a senior ... team's most improved player as a senior ... also lettered in basketball.

Personal: Born Aug. 26, 1988 ... son of Ken and Ann Koep ... undecided major.

19



2008 MUSTANG PROFILES



Alex Mack

OF • Fr. • 5-6 • 145 • R/R
Bloomington, Minn.
Kennedy HS

3

High School: 2007 graduate of Kennedy HS ... played for coach and former SMSU player, Matt Hanson ... three-year letterwinner ... team captain ... named All-Lake Conference as a senior ... team's most valuable player and best defensive player ... batted .450 as a senior with just three strikeouts the entire season ... hit .306 with 24 runs scored as a junior ... led Bloomington's American Legion team in batting average (.342), slugging percentage (.479) and on-base percentage (.429) in 2006 ... also lettered in football.

Personal: Born Mar. 13, 1989 ... son of Troy and Dianne Mack ... undecided major.



Grant Nonhof

P • Fr. • 6-2 • 180 • R/R
Plymouth, Minn.
Wayzata HS

28

High School: 2007 graduate of Wayzata HS ... played for coach Mike Richards ... named honorable mention All-Classic Lake Conference ... batted .356 with three home runs and 17 runs batted in as a senior ... also lettered in hockey and football.

Personal: Born Mar. 6, 1989 ... son of Jeff and Lyn Nonhof ... exercise science major.



Jordan Neubauer

C • Fr. • 5-7 • 150 • R/R
Princeton, Minn.
Princeton HS

High School: 2007 graduate of Princeton HS ... played for coach Jesse Zimmer ... three-year letterwinner ... named All-Mississippi Eight Conference as a senior ... honorable mention all-conference as a sophomore ... batted .310 with a .465 on-base percentage and 12 stolen bases for Princeton's American Legion team in 2007 ... also threw out 74 percent of base stealers ... four-year letterwinner in basketball and three-year letterwinner in football ... Wendy's High School Heisman nominee.

Personal: Born Nov. 1, 1988 ... son of Kim and Paul Neubauer ... education major.



Taylor Rignell

2B • Fr. • 5-9 • 150 • R/R
Tracy, Minn.
Tracy-Milroy-Balaton HS

High School: 2007 graduate of Tracy-Milroy-Balaton HS ... played for coach Bill Tauer ... three-year letterwinner ... Marshall *Independent* first team all-area as a senior ... batted .338 as a senior and won the team's Gold Glove award ... also three-year letterwinner in football and basketball.

Personal: Born Sept. 30, 1988 ... son of Tom and Cindy Rignell ... brother Derek played catcher for SMSU from 2002-05 ... undecided major.



Dan Niebuhr

OF • Fr. • 5-9 • 135 • L/L
Lake Crystal, Minn.
Lake Crystal Wellcome
Memorial HS

High School: 2007 graduate of Lake Crystal-Wellcome Memorial HS ... played for coach John Madsen ... three-year letterwinner ... named All-Valley Conference twice ... named all-section as a senior ... batted .426 with a .649 on-base percentage as a senior ... batted .416 as a junior ... stole 30 bases between junior and senior seasons ... two-year letterwinner in football.

Personal: Born May 14, 1988 ... son of Harryjohn and Vernett Niebuhr ... undecided major.



Jason Scheffler

P • Fr. • 5-10 • 170 • R/R
Willmar, Minn.
Willmar HS

8

High School: 2007 graduate of Willmar HS ... played for coach Brad Dean ... three-year letterwinner ... team captain ... 4-2 record as a junior and senior.

Personal: Born Sept. 9, 1988 ... son of Dale and Sandy Scheffler ... business management major.



2008 MUSTANG PROFILES



Matt Seehusen

OF • Fr. • 6-3 • 185 • R/R
Willmar, Minn.
Willmar HS

30

High School: 2007 graduate of Willmar HS ... played for coach Brad Dean ... two-year letterwinner ... two-time honorable mention All-Central Lakes Conference ... batted .356 with six home runs as a senior ... batted .340 with three home runs as a junior ... had over 20 stolen bases each year ... three-year letterwinner in basketball.

Personal: Born Mar. 19, 1989 ... son of Galen and Kris Seehusen ... exercise science major.



Ryan Stoll

SS/P • Fr. • 6-1 • 175 • R/R
Brooklyn Park, Minn.
Park Center HS

15

High School: 2007 graduate of Park Center HS ... played for coach Jeff Stoll ... three-year letterwinner ... named first team All-Northwest Suburban Conference as a junior and senior ... honorable mention all-conference as a sophomore ... Lion's All-Star Tournament participant ... St. Paul Saints Metro East/West All-Star participant ... Channel 12 All-Area as a junior and senior ... batted .375 with four stolen bases as a senior ... batted .417 with 10 steals as a junior ... had a .363 career batting average ... two-year letterwinner in football ... honorable mention all-conference as a senior ... member of the National Honor Society.

Personal: Born Jan. 5, 1989 ... son of Jeff and Joan Stoll ... business management major.



Curtis Smith

P • Fr. • 6-5 • 195 • L/L
Calgary, Alberta
Vauxhall HS

27

High School: 2007 graduate of Vauxhall HS ... played for coach Les McTavish ... named to Team Alberta to play in the Canadian National Championships in 2006 ... played on league all-star teams every year in high school ... league leader in innings pitched and strikeouts in 2005 ... also played football and basketball.

Personal: Born Aug. 28, 1989 ... son of Al and Debbie Smith ... health/physical education major.



Jarrod Zelm

OF • Fr. • 6-0 • 170 • R/R
Hutchinson, Minn.
Hutchinson HS

High School: 2007 graduate of Hutchinson HS ... played for Bruce Rosenow ... all-area team ... all-conference honorable mention ... three-time letterwinner.

Personal: Born Jan. 18, 1989 ... son of Jeff and Dawn Zelm ... physical education major.



Doug Stearns

C • Fr. • 6-2 • 185 • L/R
Minnetonka, Minn.
Hopkins HS

20

High School: 2007 graduate of Hopkins HS ... played for coaches Jim Egan and Neil Lerner ... three-year letterwinner ... team captain ... first team all-conference as a senior ... honorable mention all-conference as a junior ... batted .292 with 10 RBI, six doubles and four stolen bases as a senior ... team's best defensive player award as a junior ... member of conference champion team as a junior and senior ... won the Kent Hrbek Award as the South Hennepin League MVP during the 2007 American Legion season ... batted .485 with 46 runs batted in, 16 doubles, two home runs and one triple during the summer of 2007 and was 1-0 with five saves and a 1.63 ERA on the mound ... also a three-year letterwinner in swimming ... team captain ... team's MVP ... member of all-state and All-American Relays as a junior ... section champion in 50 yard freestyle as a senior ... placed 11th at state meet.

Personal: Born July 13, 1989 ... son of Paul and Kaye Stearns ... undecided.



2008 SOUTHWEST MINNESOTA STATE BASEBALL
SMSU YEAR-BY-YEAR / COACHING RECORDS



Year	Coach	Overall			Conference				Honors/Notes
		W	L	Pct.	W	L	Pct.	Place	
1970	Glenn Mattke	0	19	.000	0	15	.000	sixth	1st game vs. Willmar C.C., lost 3-2
1971	Jim Denevan	8	24	.250	1	14	.067	sixth	1st win, April 10 vs. Willmar C.C. Earned first conference win ever (Bemidji State, 9-8)
1972	Jim Denevan	17	18--1	.472	5	10	.333	fourth	
1973	Jim Denevan	18	15	.545	8	7	.533	second	1st winning season in school history
1974	Jim Denevan	23	16	.589	10	4	.714	first	NIC champions ; NAIA District 18 champions
1975	Jim Denevan	7	14	.333	4	6	.400	fourth	
1976	Jim Denevan	18	21	.468	10	10	.500	fourth	
1977	Jim Denevan	10	30	.250	7	13	.350	fifth	
1978	Jim Denevan	14	22	.389	6	14	.300	seventh	
1979	Jim Denevan	11	20	.355	6	12	.333	sixth	
1980	Jim Denevan	10	18	.357	5	11	.313	eighth	
1981	Jim Denevan	21	19	.525	7	9	.438	fifth	second 20-plus win season in school history
1982	Ron Davison	9	24	.273	8	12	.400	sixth	
1983	Jim Denevan	8	23	.258	3	17	.150	seventh	
1984	Jim Denevan	23	15	.605	13	5	.722	second	tied school record for victories in one season
1985	Jim Denevan	19	26	.422	9	11	.450	fourth	
1986	Jim Denevan	27	23	.540	11	6	.647	third	NAIA District 13 champions
1987	Steve Burton	21	23	.477	12	8	.600	second	
1988	Steve Burton	21	22	.488	8	10	.444	sixth	
1989	Steve Burton	17	22	.436	7	9	.438	fifth	
1990	Steve Burton	14	25	.359	8	10	.444	fourth	
1991	Jim Denevan	16	26	.380	8	4	.667	second	
1992	Jim Denevan	15	31	.326	7	11	.389	fourth	
1993	Jim Denevan	17	23	.425	9	6	.600	third	NAIA District 13 champions
1994	Jim Denevan	25	22	.532	12	4	.750	first	NSIC champions
1995	Jim Denevan	17	25	.405	11	7	.611	second	
1996	Jim Denevan	24	17	.585	12	4	.750	first	NSIC champions
1997	Paul Blanchard	31	13	.705	10	6	.625	third	NSIC tournament champions...first 30-plus win season... finished 9-1 in Florida, best southern trip in school history
1998	Paul Blanchard	33	16	.673	14	6	.700	second	School record for victories in one season... NSIC tournament runner-up
1999	Paul Blanchard	28	16--1	.622	15	7	.681	third	NSIC tournament champions
2000	Paul Blanchard	25	18	.581	12	4	.750	second	NSIC tournament runner-up
2001	Paul Blanchard	21	18	.538	11	4	.733	third	
2002	Paul Blanchard	31	19	.620	18	6	.750	first *	NSIC champions
2003	Paul Blanchard	27	20	.574	16	6	.727	fourth *	Third most conference wins in school history
2004	Paul Blanchard	30	22	.576	17	11	.607	third *	Fourth 30-win season in school history
2005	Paul Blanchard	26	22	.541	12	10	.545	second *	NSIC runners-up
2006	Paul Blanchard	20	30	.400	10	8	.556	fourth	NSIC tournament third place
2007	Paul Blanchard	26	16	.619	17	7	.708	third	Second most conference win in school history

* NSIC standings determined by conference championship tournament

SMSU Coaches Overall Record

Jim Denevan (1971-81, 83-86, 91-96), 21 seasons.....	348-448-1, .437
Paul Blanchard (1997-2007), 11 seasons	298-210-1, .586
Steve Burton (1987-90), 4 seasons	73-92, .442
Ron Davison (1982), 1 season	9-24, .273
Glenn Mattke (1970), 1 season	0-19, .000



Glenn Mattke



Jim Denevan

SMSU Coaches NIC/NSIC Record

Jim Denevan (1971-81, 83-86, 91-96), 21 seasons.....	164-185, .467
Paul Blanchard (1997-2007), 11 seasons	152-75, .669
Steve Burton (1987-90), 4 seasons	35-37, .486
Ron Davison (1982), 1 season	8-12, .400
Glenn Mattke (1970), 1 season	0-15, .000



Ron Davison



Steve Burton



2008 SOUTHWEST MINNESOTA STATE BASEBALL



2007 RESULTS

GAME DATE	OPPOSING TEAM	SCORE	R-H-E	R-H-E	INNS	OVERALL	NSIC	PITCHER OF RECORD	ATTEND	TIME	
Mar 04, 2007	at Pittsburg State (KS)	12-16	L	12-18-2	16-18-1	7	0-1-0	0-0-0	Wagner, B. (L 0-1)	-	3:05
Mar 04, 2007	at Pittsburg State (KS)	2-11	L	2-6-0	11-11-1	7	0-2-0	0-0-0	Bjoraker, D. (L 0-1)	211	2:01
Mar 05, 2007	at Pittsburg State (KS)	W 1-0		1-8-0	0-4-0	7	1-2-0	0-0-0	Schrader, A. (W 1-0)	-	1:55
Mar 05, 2007	at Pittsburg State (KS)	W 7-6		7-10-0	6-10-2	7	2-2-0	0-0-0	Kinney, A. (W 1-0)	45	2
@Mar 10, 2007	vsLock Haven (PA)	W 8-7		8-5-1	7-11-5	7	3-2-0	0-0-0	Lindstrom, A (W 1-0)	-	1:57
@Mar 10, 2007	vsLock Haven (PA)	W 11-4		11-12-0	4-4-1	7	4-2-0	0-0-0	Schrader, A. (W 2-0)	76	2:04
@Mar 11, 2007	vsWayne State (MI)	3-9	L	3-12-0	9-15-0	7	4-3-0	0-0-0	Bjoraker, D. (L 0-2)	-	1:55
@Mar 11, 2007	vsWayne State (MI)	4-7	L	4-11-3	7-10-0	7	4-4-0	0-0-0	Pick, J. (L 0-1)	83	2:02
@Mar 12, 2007	vs#21 Ashland (OH)	W 8-7		8-15-1	7-16-3	(10)	5-4-0	0-0-0	Olson, A. (W 1-0)	154	3:25
@Mar 14, 2007	vsNorth Dakota	W 3-0		3-7-0	0-2-2	7	6-4-0	0-0-0	Lindstrom, A (W 2-0)	-	1:25
@Mar 14, 2007	vsNorth Dakota	W 4-1		4-9-2	1-8-2	7	7-4-0	0-0-0	Schrader, A. (W 3-0)	125	1:57
@Mar 15, 2007	vs#27 Slippery Rock (PA)	W 7-2		7-12-3	2-5-1	7	8-4-0	0-0-0	Bjoraker, D. (W 1-2)	-	2:18
@Mar 15, 2007	vs#27 Slippery Rock (PA)	3-6	L	3-4-2	6-10-0	7	8-5-0	0-0-0	Pick, J. (L 0-2)	143	2:01
@Mar 16, 2007	vsNebraska-Omaha	W 7-6		7-11-1	6-10-1	(10)	9-5-0	0-0-0	Olson, A. (W 2-0)	98	2:51
*Mar 24, 2007	at Mary	W 4-3		4-9-0	3-7-3	(9)	10-5-0	1-0-0	Wilhelmi, B. (W 1-0)	-	2:33
*Mar 24, 2007	at Mary	W 7-0		7-11-0	0-2-0	7	11-5-0	2-0-0	Schrader, A. (W 4-0)	187	1:34
*Mar 25, 2007	at Mary	W 11-2		11-12-0	2-4-1	7	12-5-0	3-0-0	Lindstrom, A (W 3-0)	-	1:55
*Mar 25, 2007	at Mary	6-7	L	6-9-2	7-10-1	7	12-6-0	3-1-0	Pick, J. (L 0-3)	143	2:31
*Apr 04, 2007	vsNorthern State	W 12-5		12-18-1	5-11-1	7	13-6-0	4-1-0	Lindstrom, A (W 4-0)	-	2:35
*Apr 04, 2007	vsNorthern State	W 9-1		9-11-0	1-2-4	7	14-6-0	5-1-0	Wilhelmi, B. (W 2-0)	8	1:56
*Apr 12, 2007	at Wayne State	7-19	L	7-11-2	19-17-3	7	14-7-0	5-2-0	Schrader, A. (L 4-1)	-	2:46
*Apr 12, 2007	at Wayne State	1-6	L	1-4-1	6-8-0	7	14-8-0	5-3-0	Goneau, J. (L 0-1)	100	2:08
*Apr 15, 2007	at Upper Iowa	4-5	L	4-8-1	5-11-0	7	14-9-0	5-4-0	Wagner, B. (L 0-2)	200	2:02
*Apr 15, 2007	at Upper Iowa	1-2	L	1-6-0	2-8-0	7	14-10-0	5-5-0	Pick, J. (L 0-4)	300	1:35
*Apr 16, 2007	at Upper Iowa	W 13-7		13-12-1	7-11-0	7	15-10-0	6-5-0	Goneau, J. (W 1-1)	250	2:15
*Apr 16, 2007	at Upper Iowa	5-10	L	5-12-2	10-13-0	7	15-11-0	6-6-0	Schrader, A. (L 4-2)	200	2:10
*Apr 18, 2007	at Northern State	W 9-5		9-9-2	5-5-2	7	16-11-0	7-6-0	Spieker, B. (W 1-0)	63	2:04
*Apr 18, 2007	at Northern State	W 4-2		4-6-0	2-4-1	7	17-11-0	8-6-0	Kinney, A. (W 2-0)	35	1:35
*Apr 21, 2007	at Bemidji State	W 10-7		10-12-1	7-16-2	7	18-11-0	9-6-0	Cobb, N. (W 1-0)	96	1:59
*Apr 21, 2007	at Bemidji State	W 6-2		6-11-0	2-6-2	7	19-11-0	10-6-0	Pick, J. (W 1-4)	84	2:05
*Apr 22, 2007	at Bemidji State	W 1-0		1-5-0	0-6-0	7	20-11-0	11-6-0	Goneau, J. (W 2-1)	63	1:22
*Apr 22, 2007	at Bemidji State	W 15-3		15-17-0	3-8-3	7	21-11-0	12-6-0	Schrader, A. (W 5-2)	46	1:58
*Apr 25, 2007	WAYNE STATE	W 3-2		3-9-0	2-10-1	(9)	22-11-0	13-6-0	Olson, A. (W 3-0)	-	2:29
*Apr 25, 2007	WAYNE STATE	1-7	L	1-6-0	7-10-2	7	22-12-0	13-7-0	Pick, J. (L 1-5)	230	1:51
*Apr 28, 2007	MINNESOTA, CROOKSTON	W 15-0		15-13-1	0-3-1	7	23-12-0	14-7-0	Goneau, J. (W 3-1)	-	1:48
*Apr 28, 2007	MINNESOTA, CROOKSTON	W 5-3		5-6-3	3-6-1	7	24-12-0	15-7-0	Schrader, A. (W 6-2)	324	1:47
*Apr 29, 2007	MINNESOTA, CROOKSTON	W 5-4		5-7-2	4-5-1	7	25-12-0	16-7-0	Cobb, N. (W 2-0)	-	1:36
*Apr 29, 2007	MINNESOTA, CROOKSTON	W 31-3		31-23-3	3-2-8	7	26-12-0	17-7-0	Kinney, A. (W 3-0)	334	2:31
May 01, 2007	at Minnesota State, Mankato	9-10	L	9-10-4	10-8-1	7	26-13-0	17-7-0	Lindstrom, A (L 4-1)	75	2:05
May 01, 2007	at Minnesota State, Mankato	5-14	L	5-8-2	14-14-1	7	26-14-0	17-7-0	Pick, J. (L 1-6)	45	2:19
\$May 10, 2007	vsWinona State	5-6	L	5-9-2	6-9-3	9	26-15-0	17-7-0	Cobb, N. (L 2-1)	150	2:50
\$May 11, 2007	at Wayne State	7-20	L	7-10-6	20-17-2	9	26-16-0	17-7-0	Lindstrom, A (L 4-2)	175	3:12

@ = Gene Cusic Classic, Ft. Myers, Fla. * = NSIC game \$ = NSIC Tournament, Wayne, Neb () extra inning game



2007 SEASON STATISTICS

2007 INDIVIDUAL HITTING STATISTICS

Player	AVG	GP	GS	AB	R	H	2B	3B	HR	RBI	TB	SLG%	BB	HBP	SO	OB%	SF	SH	SB	ATT	PO	A	E	FLD%	
West, Derek	.411	37	32	90	31	37	10	1	2	22	55	.611	15	6	14	2	.523	0	4	7	10	45	2	2	.959
Koppi, Nathan	.403	42	42	149	38	60	12	0	4	31	84	.564	11	3	14	0	.448	2	0	2	4	318	16	4	.988
Munsch, Jake	.389	33	28	95	17	37	2	0	4	25	51	.537	7	0	15	0	.431	0	0	3	5	16	58	5	.937
Reinke, Lex	.372	37	37	121	28	45	11	0	2	25	62	.512	9	0	13	4	.406	3	0	3	4	32	89	12	.910
Laughlin, Greg	.331	42	42	148	31	49	6	1	2	16	63	.426	8	4	27	2	.379	1	3	9	10	67	76	1	.993
Cook, Andy	.329	42	42	146	38	48	7	0	3	25	64	.438	15	3	15	0	.398	2	3	13	17	64	0	6	.914
Nolan, Josh	.324	33	20	68	13	22	2	0	2	12	30	.441	5	0	16	1	.355	3	2	3	3	21	43	7	.901
Norman, Ryan	.314	37	35	118	19	37	5	1	4	27	56	.475	14	0	22	1	.386	0	1	5	7	74	2	1	.987
Nikkel, Bryan	.307	32	32	75	11	23	5	0	1	16	31	.413	4	10	8	2	.402	3	8	3	3	118	32	7	.955
Neale, Corey	.292	29	21	65	16	19	2	0	0	10	21	.323	13	1	7	0	.407	2	0	2	5	30	3	2	.943
Kinney, Andrew	.284	34	23	81	21	23	6	0	9	31	56	.691	13	1	22	0	.385	1	2	1	1	11	3	1	.933
Rislov, Tony	.275	20	14	40	8	11	0	0	0	5	11	.275	4	0	9	1	.341	0	1	0	2	0	0	0	.000
Salisbury, Dereck	.273	13	0	11	5	3	1	0	0	2	4	.364	5	0	3	0	.500	0	0	0	0	4	4	0	1.000
Trumm, Cody	.205	21	10	39	8	8	0	0	1	9	11	.282	3	3	11	1	.311	0	1	0	1	72	10	1	.988
Swenson, Derick	.154	19	1	13	5	2	0	0	0	2	2	.154	2	1	4	0	.313	0	0	1	2	1	0	0	1.000
Vancheri, Mickey	.000	11	0	5	2	0	0	0	0	0	0	.000	0	2	1	0	.286	0	0	0	0	0	0	0	.000
Pick, Jared	.000	1	0	0	0	0	0	0	0	0	0	.000	0	0	0	0	.000	0	0	0	0	4	14	0	1.000
Totals	.335	42	42	1264	291	424	69	3	34	258	601	.475	128	34	201	14	.406	17	25	52	74	893	402	51	.962

2007 INDIVIDUAL PITCHING STATISTICS

Opponents	.311	42	42	1179	237	367	78	8	23	212	530	.450	149	52	187	23	.407	14	26	41	61	886	359	63	.952
Player	ERA	W	L	APP	GS	CG	SHO	CBO	SV	IP	H	R	ER	BB	SO	2B	3B	HR	AB	B/Avg	WP	HBP	BK	SFA	SHA
Hanson-Michelson, A.	0.00	0	0	1	0	0	0	0	0	1.0	0	0	0	1	1	0	0	0	2	.000	0	0	0	0	0
Wilhelmi, Brandon	3.00	2	0	12	0	0	0	0	2	21.0	30	8	7	7	16	3	2	0	86	.349	2	1	1	0	2
Schrader, Adam	3.02	6	2	8	8	3	2	0	0	41.2	41	24	14	21	33	9	2	0	156	.263	6	2	0	1	3
Kinney, Andrew	3.06	3	0	4	3	0	0	0	0	17.2	16	7	6	6	6	4	0	0	63	.254	0	1	0	2	1
Goneau, John	3.35	3	1	7	7	1	1	1	0	37.2	34	15	14	9	26	8	0	2	134	.254	1	13	0	2	5
Olson, Arron	4.15	3	0	14	0	0	0	0	5	17.1	20	11	8	8	13	2	0	2	68	.294	1	3	0	1	1
Spieker, Billy	4.50	1	0	6	2	0	0	0	0	12.0	13	13	6	17	8	2	0	0	47	.277	3	2	1	0	2
Lindstrom, Aaron	5.96	4	2	10	10	2	1	0	0	54.1	78	50	36	19	25	17	2	7	226	.345	5	7	0	1	6
Cobb, Nick	6.17	2	1	15	0	0	0	0	1	23.1	29	20	16	10	8	8	0	3	93	.312	3	5	0	2	2
Pick, Jared	7.53	1	6	10	7	2	0	0	0	43.0	60	39	36	16	20	13	2	7	174	.345	2	4	0	3	4
Wagner, Brandon	11.32	0	2	9	0	0	0	1	0	10.1	21	16	13	6	3	4	0	1	50	.420	0	5	0	1	0
Freeman, Jeff	14.40	0	0	5	0	0	0	1	0	5.0	6	8	8	5	10	2	0	0	22	.273	2	4	0	0	0
Bjoraker, Derek	14.73	1	2	6	5	0	0	0	0	11.0	13	20	18	20	13	4	0	0	43	.302	14	4	1	1	0
Neale, Corey	15.43	0	0	3	0	0	0	0	0	2.1	6	6	4	4	5	2	0	1	15	.400	2	1	0	0	0
Totals	5.56	26	16	42	42	8	5	1	8	297.2	367	237	184	149	187	78	8	23	1179	.311	41	52	3	14	26
Opponents	6.80	16	26	42	42	12	0	0	3	295.1	424	291	223	128	201	69	3	34	1264	.335	37	34	5	17	25

PB - Team (6), Trumm, C. 3, Nikkel, B. 3, Opp (6). Pickoffs - Team (14), Nikkel, B. 7, Pick, J. 5, Trumm, C. 1, Schrader, A.1, Opp (2).

2007 INDIVIDUAL FIELDING STATISTICS

Player	C	PO	A	E	FLD%	DPs	SBA	CS	SBA%	PB	CI	Player	C	PO	A	E	FLD%	DPs	SBA	CS	SBA%	PB	CI
Pick, Jared	18	4	14	0	1.000	0	9	3	.750	0	0	Nikkel, Bryan	157	118	32	7	.955	0	29	12	.707	3	2
Goneau, John	11	2	9	0	1.000	0	3	4	.429	0	0	Lindstrom, Aaron	19	3	15	1	.947	0	12	2	.857	0	0
Cobb, Nick	10	3	7	0	1.000	1	4	1	.800	0	0	Neale, Corey	35	30	3	2	.943	0	0	0	-	0	0
Salisbury, Dereck	8	4	4	0	1.000	1	0	0	-	0	0	Munsch, Jake	79	16	58	5	.937	6	0	0	-	0	0
Wilhelmi, Brandon	5	1	4	0	1.000	0	2	2	.500	0	0	Kinney, Andrew	15	11	3	1	.933	0	2	1	.667	0	0
Bjoraker, Derek	4	1	3	0	1.000	0	2	1	.667	0	0	Schrader, Adam	13	4	8	1	.923	0	4	4	.500	0	0
Wagner, Brandon	3	1	2	0	1.000	0	0	0	-	0	0	Cook, Andy	70	64	0	6	.914	0	0	0	-	0	0
Olson, Arron	2	1	1	0	1.000	1	3	0	1.000	0	0	Reinke, Lex	133	32	89	12	.910	15	0	0	-	0	0
Swenson, Derick	1	1	0	0	1.000	0	0	0	-	0	0	Nolan, Josh	71	21	43	7	.901	5	0	0	-	0	0
Spieker, Billy	1	0	1	0	1.000	0	0	1	.000	0	0	Freeman, Jeff	0	0	0	0	.000	0	0	0	-	0	0
Laughlin, Greg	144	67	76	1	.993	25	0	0	-	0	0	Rislov, Tony	0	0	0	0	.000	0	0	0	-	0	0
Koppi, Nathan	338	318	16	4	.988	28	0	0	-	0	0	Hanson-Michelson	0	0	0	0	.000	0	0	1	.000	0	0
Trumm, Cody	83	72	10	1	.988	0	12	4	.750	3	0	Vancheri, Mickey	0	0	0	0	.000	0	0	0	-	0	0
Norman, Ryan	77	74	2	1	.987	0	0	0	-	0	0	Totals	1346	893	402	51	.962	30	41	20	.672	6	2
West, Derek	49	45	2	2	.959	0	0	0	-	0	0	Opponents	1308	886	359	63	.952	20	52	22	.703	6	2



2008 SOUTHWEST MINNESOTA STATE BASEBALL



YEAR-BY-YEAR BATTING TOTALS

Year	Avg	GP	AB	R	H	2B	3B	HR	RBI	TB	SLG%	BB	HP	SO	OB%	SB	PO	A	E	FLD%
1970	.219	19	521	52	114	11	2	5	47	144	.276	49	4	160	.291	15	379	171	63	.897
1971	.277	32	909	162	252	44	7	15	143	355	.391	150	12	227	.387	29	659	291	95	.909
1972	.238	36	964	161	229	35	9	8	121	306	.317	159	17	229	.355	45	771	308	97	.918
1973	.272	33	909	174	247	33	14	16	150	356	.392	130	8	224	.368	44	690	299	80	.925
1974	.271	39	1112	197	301	61	9	21	161	443	.398	152	19	225	.368	48	857	326	68	.946
1975	.224	21	581	95	130	22	3	9	73	185	.318	71	6	147	.315	19	436	210	53	.924
1976	.275	39	1014	159	279	37	8	18	152	386	.381	139	29	209	.378	21	754	337	87	.926
1977	.225	40	1048	115	236	36	8	4	89	300	.286	136	-	244	.314	29	-	-	-	-
1978	.231	36	918	125	212	31	4	6	92	269	.293	140	5	203	.336	48	714	316	85	.924
1979	.219	31	752	116	165	25	3	9	89	223	.297	128	11	185	.341	63	-	-	-	-
1980	.261	28	690	136	180	25	3	20	103	271	.393	125	8	127	.380	46	-	-	-	-
1981	.298	40	1069	226	319	47	6	15	177	423	.396	166	9	152	.397	101	-	-	-	-
1982	.268	33	874	144	234	44	5	18	132	342	.391	115	4	154	.355	26	623	241	69	.926
1983	.240	31	778	110	187	24	2	9	91	242	.311	134	4	156	.355	29	595	270	76	.919
1984	.318	38	1071	260	341	65	12	39	229	547	.511	180	9	194	.421	26	758	322	91	.922
1985	.317	45	1228	299	389	77	3	27	263	553	.450	228	11	177	.428	31	866	362	163	.883
1986	.318	50	1369	348	436	88	5	46	304	672	.491	269	12	213	.435	45	980	463	115	.926
1987	.292	44	1293	300	377	64	4	28	259	533	.412	261	15	207	.416	110	944	394	76	.946
1988	.317	43	1188	283	377	60	5	27	243	528	.444	203	17	152	.424	102	845	347	97	.925
1989	.268	39	1015	200	272	55	5	20	170	397	.391	154	19	144	.375	55	759	282	83	.926
1990	.303	39	1088	224	330	56	2	23	193	459	.422	165	20	184	.405	23	759	322	83	.929
1991	.263	42	1084	221	285	53	2	20	189	402	.371	191	23	183	.384	63	836	345	105	.918
1992	.295	46	1240	267	366	75	1	26	233	521	.420	260	34	213	.430	50	915	419	103	.928
1993	.280	40	1106	224	310	47	1	14	175	401	.363	180	19	166	.381	51	823	353	88	.930
1994	.298	47	1321	329	393	66	9	30	270	567	.429	243	44	181	.423	62	954	428	86	.941
1995	.271	42	1128	213	306	50	3	23	193	431	.382	162	28	153	.376	82	823	365	88	.931
1996	.317	41	1238	297	392	64	6	40	257	588	.475	190	17	155	.415	36	835	326	89	.929
1997	.343	44	1325	371	454	86	14	36	330	676	.510	219	27	165	.441	97	911	409	52	.962
1998	.319	49	1468	350	468	94	5	39	305	689	.469	204	38	199	.410	53	1067	461	69	.957
1999	.317	45	1277	262	405	79	9	37	233	613	.480	138	37	227	.395	45	932	402	79	.944
2000	.320	43	1286	275	412	64	7	49	253	637	.495	127	25	211	.390	36	926	369	76	.945
2001	.320	39	1165	288	373	74	4	50	254	605	.519	155	46	206	.415	38	835	375	61	.952
2002	.319	50	1493	354	476	112	4	42	318	722	.484	186	69	230	.415	39	1061	483	83	.949
2003	.330	47	1387	363	458	96	6	30	322	656	.473	172	45	227	.415	71	963	419	63	.956
2004	.334	52	1526	362	510	102	10	45	326	767	.503	177	63	228	.422	52	1083	483	89	.946
2005	.317	48	1428	307	452	77	6	52	272	697	.488	148	51	240	.397	63	1028	467	73	.953
2006	.298	50	1442	260	430	75	8	47	234	662	.459	166	42	277	.383	43	1034	437	61	.960
2007	.336	42	1264	291	425	70	3	34	257	603	.447	128	34	201	.407	52	893	402	51	.962

all-time team bests in bold



YEAR-BY-YEAR PITCHING TOTALS

Year	ERA	W	L	GS	CG	SHO	SV	IP	H	R	ER	BB	SO	2B	3B	HR	WP	HBP
1970	6.63	0	19	19	10	0	0	126.1	162	159	93	108	76	-	-	-	7	9
1971	7.47	8	24	32	10	1	0	219.1	316	267	182	163	145	-	-	-	27	12
1972	3.78	17	18	36	19	0	0	257.0	263	183	108	140	207	-	-	-	25	12
1973	4.34	18	15	33	13	3	8	230.0	243	175	111	143	193	-	-	-	19	8
1974	3.55	23	16	39	33	3	0	284.0	265	157	112	127	178	-	-	-	13	8
1975	4.62	7	14	21	13	1	1	146.0	161	108	75	71	95	-	-	-	11	8
1976	5.69	15	20	39	13	4	2	221.1	273	180	140	118	130	-	-	-	-	-
1977	5.95	10	30	40	17	3	0	266.0	314	245	176	164	175	-	-	-	25	11
1978	3.26	14	22	36	19	2	2	235.0	220	159	85	144	167	-	-	4	23	7
1979	5.36	11	20	31	18	3	1	199.2	213	176	119	126	131	-	-	-	18	-
1980	7.01	10	18	28	6	2	2	176.0	223	174	137	118	104	-	-	23	-	15
1981	5.83	21	19	40	20	1	0	268.2	288	219	174	178	127	-	-	31	-	9
1982	6.39	9	24	33	8	2	4	212.2	250	220	151	168	134	-	-	23	-	9
1983	5.83	8	23	31	12	1	2	199.0	252	185	129	130	101	-	-	13	-	15
1984	5.49	23	15	38	22	0	3	255.2	301	261	156	168	131	-	-	-	26	12
1985	6.25	19	26	45	13	0	3	240.1	299	239	167	146	149	-	-	-	19	20
1986	5.20	27	23	50	21	1	4	320.0	378	298	185	230	203	-	-	-	35	14
1987	6.20	21	23	44	17	4	3	315.0	392	292	217	222	198	-	-	-	19	16
1988	8.85	18	25	43	17	1	5	281.2	410	341	277	208	159	-	-	-	25	8
1989	7.40	15	24	39	16	1	1	253.0	335	286	208	182	124	-	-	37	19	11
1990	7.75	14	25	39	14	1	4	253.0	396	306	218	142	122	-	-	44	24	15
1991	5.17	21	21	42	14	3	2	278.2	321	242	160	115	137	-	-	20	10	16
1992	6.85	15	31	46	14	1	1	305.0	397	319	232	234	179	-	-	39	18	30
1993	4.82	17	23	40	16	4	3	274.1	301	229	147	152	159	-	-	24	25	28
1994	6.59	25	22	47	22	2	3	318.0	399	303	233	199	162	-	-	27	19	30
1995	5.97	17	25	42	15	3	2	274.1	310	256	182	205	169	-	-	18	11	44
1996	4.94	24	17	41	14	4	3	298.2	322	210	164	116	163	64	8	22	15	34
1997	5.13	31	13	44	23	1	4	303.2	344	213	173	114	178	54	6	39	17	39
1998	4.25	33	16	49	26	6	5	355.2	381	214	168	143	240	57	6	30	38	16
1999	4.49	28	16	45	13	5	7	310.2	332	212	155	142	239	64	10	23	44	39
2000	5.74	25	18	43	6	4	11	308.2	388	250	197	139	266	67	6	34	32	38
2001	6.01	21	18	39	8	3	6	278.1	296	233	186	138	239	65	2	42	35	39
2002	5.65	31	19	50	14	1	8	353.2	414	296	222	167	258	82	3	45	34	54
2003	6.84	27	20	47	13	2	3	321.0	417	289	244	149	238	95	5	38	33	28
2004	5.29	30	22	52	10	4	5	361.0	417	284	212	143	258	85	6	45	28	46
2005	6.38	26	22	48	5	3	10	342.2	439	306	243	154	235	93	8	32	36	55
2006	6.45	20	30	50	7	5	6	344.2	415	301	247	182	212	91	8	44	37	58
2007	5.56	26	16	42	8	5	8	297.2	367	291	237	184	287	78	8	23	41	52

all-time team bests in **bold**



YEARLY STATISTICAL LEADERS

BATTING AVERAGE table with columns for year, batting average, and player name.

Table of batting averages for years 2006-2010, listing player names and their averages.

Table of batting averages for years 1972-1970, listing player names and their averages.

Table of batting averages for years 1990-1970, listing player names and their averages.

TRIPLES

Table of triple statistics for years 2007-1970, listing player names and the number of triples.

RUNS BATTED IN

Table of runs batted in statistics for years 2007-1970, listing player names and the number of RBIs.

BASE HITS

Table of base hits statistics for years 2007-1970, listing player names and the number of hits.

HOME RUNS

Table of home runs statistics for years 2007-1970, listing player names and the number of home runs.

DOUBLES

Table of doubles statistics for years 2007-1970, listing player names and the number of doubles.

RUNS SCORED

Table of runs scored statistics for years 2007-1970, listing player names and the number of runs scored.

STOLEN BASES

Table of stolen bases statistics for years 2007-1970, listing player names and the number of stolen bases.



YEARLY STATISTICAL LEADERS

Table with columns for Year, Rank, Name, and Year. Lists batting leaders from 1998 to 1970.

BASES ON BALLS

Table with columns for Year, Rank, Name, and Year. Lists bases on balls leaders from 2007 to 1970.

PITCHING VICTORIES

Table with columns for Year, Rank, Name, and Year. Lists pitching victories leaders from 2007 to 1970.

Table with columns for Rank, Name, and Year. Lists various statistical leaders from 8 to 0.

INNINGS PITCHED

Table with columns for Rank, Name, and Year. Lists innings pitched leaders from 54.1 to 40.0.

STRIKEOUTS

Table with columns for Rank, Name, and Year. Lists strikeouts leaders from 33 to 31.

EARNED RUN AVERAGE

Table with columns for Rank, Name, and Year. Lists earned run average leaders from 3.00 to 1.67.

COMPLETE GAMES

Table with columns for Rank, Name, and Year. Lists complete games leaders from 3 to 0.

SAVES

Table with columns for Rank, Name, and Year. Lists saves leaders from 5 to 3.



ALL-TIME LETTERWINNERS

-A-
Jason Adams1998-99
Mike Adelman1989-90, 92-93
John Ahrens2002, 04-05
Matt Aish1996
Jarrod Amadick1995
Christian Anderson1999-02
Ron Ankrum1971
Mark Anshus1981-82
Jeff Asche1989-92

-B-
Mike Barry1971-74
Scott Becker2003-04
Joe Beehler2005
Denny Beers1971-72
Mike Beier1993-94
Randy Beier1990-93
Marc Bell1980-81
Jody Beltz1989-92
Mark Bendzick2005-06
Tom Bendzick2004-06
Jim Benson1973
Steve Berry1970
Todd Beyer2004
Scott Biniek1996-98
Chad Bisson1992-93
Derek Bjoraker2006-07
Jesse Bjur2005
Mike Blum1975
Brian Boe1977
Bryce Boelter1987-88
Dan Boerner1970
Lon Boike1984
Lionel Bolden1972-75
S Boogard1978
Gus Booth1994
Craig Boser1990-91
Jon Bot1993-94
Cory Brady1992
Kevin Brandenburg1980-83
Craig Braaten2003-04
N Brendmon1978
Steve Brigger1995-96
Brisendine1979
Kevin Britt1992, 94-95
Adam Brett1998
Chris Brown1991, 93, 95
Jeff Brown1980-81
Rob Bruner1999-00
Kevin Bruns1978-79
Pete Buckentine1983
Jeremy Burkhardt2003
Steve Burton1980-82
Dale Bush1985
Pat Bushard1977-80

-C-
Dean Champine1972-73
Clements1979
Nick Cobb2007
John Comer1971-74
Andy Cook2006-07
Clark Corbin1989-92
Mike Coquyt1985
Cody Cotton1999-2000, 02-03
Marc Craigmile2001-04
Terry Culhane1976-78

-D-
Mike Dalland1971
Ryan Dalum2001
Denny Daniels1977-79
Joe Daniels1977-80
Kim Daniels1983-84
Mark Daniels1983-85
Dave Darr1999-01
D Delhanty1977
Brad Dekker1997
Jeff Deming1991-94
Jon Deming1991-94

-E-
Tom DeSmet1970
G DeVos1977
K DeVos1977
Joe Dittrich1978-81
Doug Dobmeier1973-76
Eric Dolan2002-03
Jeff Dolan1998
Ron Dolan1993-95
Brian Donnette1983-85
Kent Dormann1990-93
Joe Driscoll1970, 1972, 74
Jim Dundee1975-76
Herm Dybevik1971

-F-
Jeff Fenske1985
Jason Fischer1988-91
Kurt Fishtorn1974
Bill Fitch2004
Trevor Fleck1988
Steve Fleck1987-89
Tim Flemming1980
Mike Formo1975-76
Andy Forno1990
Chad Funk1994-97
Nate Funk1998
Bryan Francis1999-01
Jacob Frank1999-01
Jeff Freeman2007

-G-
Sam Galbraith1978
Tom Gallery1980
Mike Gangelhoff1980-81
Brian Gangl2000
Matt Gardner2004-05
Jon Garrow1988-89
Brian Gerry1983
Larry Gilbertson1977-78
Les Gilbertson1978-80
Brent Gish1970
Jeff Glacker1991
John Goneau2005-07
Al Gonzalez1990-91
Dave Gottleben1984-85
M Grabrian1977
Jeff Groebner2001-03
Brian Gruber1990-91
Jed Gulbranson1995
Dave Gulsvig1972
Brian Gutzmann1979-80

Tom DeSmet1970
G DeVos1977
K DeVos1977
Joe Dittrich1978-81
Doug Dobmeier1973-76
Eric Dolan2002-03
Jeff Dolan1998
Ron Dolan1993-95
Brian Donnette1983-85
Kent Dormann1990-93
Joe Driscoll1970, 1972, 74
Jim Dundee1975-76
Herm Dybevik1971

-H-
Bob Eich1972-73
S. Eichman1986
Mark Eischens1978-79
Chad Elston1997
Brad Engebretson1973-76
Landon Erickson2003
Eric Eveslage2006

-I-
Doug Iverson1984
Travis Irwin1999, 2001-03

-J-
Bob Jacob1982-84
Myron Janssen1974-77
Derrick Jenniges2001-02
Jacob Jenniges2003-04
Huntz Jensen1989
Bob Jerzak1971
Scott Jones1981-84
Steve Jones1981-83
Josh Johnson1991
Mitch Johnson2002-04
Ron Johnson1979
Ted Johnson1997
Jeff Jonckowski1991, 93-94
Mike Jorgenson1979
Troy Jurgenson1989-90
Al Judd1993-94

-K-
Mike Kalthoff1994
Kory Kickul1995-96
Andrew Kinney2007
Greg Kiley1970
Tim Knapper1991-94
Todd Klaers1995-96
Ryan Klosterman1998-00
P.J. Koch2005-06
Jon Kohls1985
Mike Kohn1980
Joe Konkel1983-84
Gary Koosman1970
Nathan Koppi2004-07
Joe Korkowski1987-88
Brian Kramer1992
Bryan Kramer2004-05
Jerry Kramer1987-88
Rick Kramer1980-83
Doug Krogen1979
Ryan Krueger1999-00
Lance Krupke1993-95
Jon Kuelz2000-01
Dave Kuhlman1976-77
Jerry Kuhlman1977-78
Doug Kunde1982-83

-L-
George Ladd1970
Bruce Lahey1973, 75
Mike Lanners1983
Larry Larson1974
Scott Larson1984-86
Greg Laughlin2006-07
Paul Law1973
Chad Lea1986-87

Chase Hillesheim2003-05
Mark Hirschel1971-73
Joey Helget1988
Bill Heller1985-86
Mark Heller1990-91
Chris Helvig1994
Chad Hess1994-97
Tyler Hess1998-01
Keith Hoffman1974-76
Kevin Hoffman1979-80
Dave Hoffman1987-88
Steve Hollarz1995-96
Kevin Honer1992
Steve Hoppe1994
Dave Hooper1977-78
Ulf Hopen1994-95

-M-
Nathan Makela1997-99
Scott Mansch1976
Brian Marks1988-90
Bob Marquardt1976-78
Jim Mattke1977-78
Brad Mathiowetz1989-92
Brian Mathiowetz1989-92
Ross Mattke1970
Brandon May2001-02, 04-05
Jon McCorkell1992-95
Gary McLagan1970
Randy Mechels1985
Jeff Messner1994-95
Perry Mettling1977-79
Kent Meyers1991-94
Scott Michaelis1987-88
Alex Hanson-Mickelson2007
John Mielke1984, 86-87
Craig Miller1979
Tom Miller1981-83
Tim Minter1980-81
Bruce Midlying1973
Chris Monaco2002
Zach Montgomery2006
Jeff Mordhorst1975-76
Jay More1983
Ryan Morse2003-05
Robb Moynagh1991
Jake Munsch2006-07
Mike Munzke1996-97
Tim Musser1978-80

-N-
Corey Neale2006-07
Brian Neary1996-97
Mike Negen2001-04
Al Nelson1974
Charlie Nelson1972-73
John Nemecek2003-04
Bryan Nikkel2004-07
Josh Nolan2006-07
Ryan Norman2006-07

-O-
Pat O'Brien2002-05
Darin Ogdahl1992-93
Arron Olson2006-07
Scott Olson1984
Terry Olson1970
Dan O'Neill1998-01
Chad Osterman1994, 96
Jeff Ostendorf1987, 89
Eric Ostmo1996
Roger Otto1970
Matt Oye2005-06

-P-
Bryce Pack1972-75
Chris Pack1995-98
Colby Pack2003-06
Todd Pack1975-76
Reid Paul1995
Lee Paulson1981
Herb Pauly1993-94
Gary Peary1983-86

-Q-
Tom Leckband1979
Dan Lee1982-83
Dan Lemke1984-87
Dave Lensing1996
Rick Leslie1981-83
Mark Lickfelt1995-98
Tim Lieser1992, 94
Brett Linbo1990-93
Aaron Lindstrom2005-07
Travis Lipetzky2000-01
Tim Littell1988
Bruce Lerohl1970
Kelly Loft1995
Brian Lucker1975-77

Tom Leckband1979
Dan Lee1982-83
Dan Lemke1984-87
Dave Lensing1996
Rick Leslie1981-83
Mark Lickfelt1995-98
Tim Lieser1992, 94
Brett Linbo1990-93
Aaron Lindstrom2005-07
Travis Lipetzky2000-01
Tim Littell1988
Bruce Lerohl1970
Kelly Loft1995
Brian Lucker1975-77

-R-
Pat Raasch1981-82
Al Rahe1995-98
Kevin Rahm1982
Jay Reasner1997
Steve Reinitz1995
Lex Reinke2005-07
Rich Rhinesmith1984-87
Earl Rich1986-89
Mike Richards1988-91
B.J. Richter1997-00
Jim Richter1988-90
Derek Rignell2002-05
Tom Rignell1975-76
Tony Rislov2007
Larry Robinson1995
Aaron Rocheleau2005
Jason Roepke2002-05
Nick Rohne2003-04
Aaron Roger1987
Steve Rogers1981-82
Brendan Rokke2000-04
Jason Ruiz1993, 96
Ruppert1986

-S-
Rod Saffert1986-87
Dereck Salisbury2004-07
Scott Sawatzky1996-99
Mike Scheafer1975-76
Joe Schleicher1982
Blaine Schnaible1986-89
Al Schmidt1982
Darrin Schmidt1989-90
Joey Schugel2004-05
Jeff Siefert1974
Trace Selly1993
Serie1979
Curt Schake1991
Justin Schlemmer1996-97
Gary Schleper1983-84, 86-87
Tom Schleper1985-88
Doug Schliemann1984
Chuck Schmid1988-91
T.J. Schmidt1999-02
Kevin Schmitz1995-98
Adam Schrader2006-07
Jeff Shaner1977-78
Ross Sharkey2003-04
M Shimanski1977
Brad Skoglund1981-82
Dan Smith1997-00
Demetrius Smith1970
Greg Smoley1970
P Soltis1982
Jim Sommer2001-03
Paul Sorenson1970-71
Billy Spieker2003-04, 06-07
Andrew Suby1997-98
Kurtis Sufka1993
Link Steffen1995-96
Tom Steve1982-84
Gary Stock1973
Jeff Stoll1982-83, 85
Chad Stoll1986
Curt Strasheim1979-82

-T-
Bryan Stroh1991-92
Brad Stromdahl1998-99
Lonnie Struckman1994-97
Dale Studor1981-82
G Pielh1987
Logan Pinckney2005-06
Calvin Pollard1976-77
Brian Pommer1994
Cjon Prendi1988
Chuck Prestholdt1970-71
Ralph Price1984
Rick Primus1981
Mike Prunty1976-77
Jesse Pugh2001-02

-U-
Bob Ueland1972-75
Tom Undersander1987-88

-V-
Mickey Vancheri2007
John Van Loan1995
Kirk Vergin1987
Dave Verkinderen1987-89
Scott Verkinderen1981-82
Chuck Vien1985-86
Curt Voges1988
Kurt Voss1985

Tom Leckband1979
Dan Lee1982-83
Dan Lemke1984-87
Dave Lensing1996
Rick Leslie1981-83
Mark Lickfelt1995-98
Tim Lieser1992, 94
Brett Linbo1990-93
Aaron Lindstrom2005-07
Travis Lipetzky2000-01
Tim Littell1988
Bruce Lerohl1970
Kelly Loft1995
Brian Lucker1975-77

-W-
Brandon Wagner2006-07
Spencer Waite2000
James Wajer1998-99
Jerry Wangberg1987-89
Tom Watson1997
Robert Weaver1998-01
Tom Webb1997
Brad Wendland1988
Derek West2006-07
Jeff Wetzel1989-91
Jeremy Werner1996-99
Joe Westphal1999-02
Jerry Wickstrom1970
Ben Wiener2003
Darel Wiener1971-74
Brandon Wilhelmi2005-07
Kedar Witte1994

-X-
Nathan Zacher2004
Walt Zachow1970-73
David Zaeska1988, 91-92

-Y-
Bryan Yost1991, 93
Doug Yost1994-95

-Z-
Nathan Zacher2004
Walt Zachow1970-73
David Zaeska1988, 91-92

Bryan Stroh1991-92
Brad Stromdahl1998-99
Lonnie Struckman1994-97
Dale Studor1981-82
G Pielh1987
Logan Pinckney2005-06
Calvin Pollard1976-77
Brian Pommer1994
Cjon Prendi1988
Chuck Prestholdt1970-71
Ralph Price1984
Rick Primus1981
Mike Prunty1976-77
Jesse Pugh2001-02

-T-
Bryce Tangen1994-96
Steve Tammen1983-85
Doug Theis1973-74
Tom Theis1970-71
Tom Thiele1972-74
Doug Thielen1985-86
Doug Thompson1985-86
Mike Thunker2004
Matt Tiggas2000-01
Lee Timmerman1982-84
Mike Tobin1983-86
Woody Tollefson1974-75
Ron Tondryk1980
Tom Torson1970
Bill Toulouse1992-93
Cody Trumm2006-07
Ryan Tulson1995-96

-U-
Bob Ueland1972-75
Tom Undersander1987-88

-V-
Mickey Vancheri2007
John Van Loan1995
Kirk Vergin1987
Dave Verkinderen1987-89
Scott Verkinderen1981-82
Chuck Vien1985-86
Curt Voges1988
Kurt Voss1985

-W-
Brandon Wagner2006-07
Spencer Waite2000
James Wajer1998-99
Jerry Wangberg1987-89
Tom Watson1997
Robert Weaver1998-01
Tom Webb1997
Brad Wendland1988
Derek West2006-07
Jeff Wetzel1989-91
Jeremy Werner1996-99
Joe Westphal1999-02
Jerry Wickstrom1970
Ben Wiener2003
Darel Wiener1971-74
Brandon Wilhelmi2005-07
Kedar Witte1994

-X-
Nathan Zacher2004
Walt Zachow1970-73
David Zaeska1988, 91-92

-Y-
Bryan Yost1991, 93
Doug Yost1994-95

-Z-
Nathan Zacher2004
Walt Zachow1970-73
David Zaeska1988, 91-92



INDIVIDUAL / TEAM RECORDS

Individual Single Game Records

Hits

6	Dan Smith
	vs. Bemidji State, 5/10/97
6	Chad Funk
	vs. Northern State, 5/9/97

At Bats

7	Matt Hanson
	vs. Augustana (SD), 3/30/01

Runs Scored

5	Nick Rohne
	vs. Minn., Crookston, 4/3/04
5	Ryan Dalum
	vs. Bemidji State, 4/21/01
5	Chad Funk
	vs. Northern State, 4/8/97
5	Jay Helin
	vs. Bemidji State, 4/10/97
5	Tom Theis
	vs. Willmar CC, 4/10/71
5	Darrel Wiener
	vs. Minnesota-Morris, 5/12/74

Runs Batted In

9	Travis Irwin
	vs. Minn., Crookston, 4/4/03

Home Runs

3	Gary Schleper
	vs. Austin (TX), 1986

Doubles

3	Tyler Hess
	vs. Augustana (SD), 5/1/01
3	Rich Rhinesmith
	vs. Augustana (SD), 1984

Triples

2	several times, last, Mark Lickfelt
	vs. Winona State, 5/3/97

Stolen Bases

4	Blaine Schnaible, 4x, last in 1987
4	Darrel Wiener,
	vs. Minnesota-Morris, 5/11/73
4	Steve Burton,
	vs. Westmar, 4/18/81

Bases On Balls

4	Gary Schleper
	vs. Dakota State (SD), 1984

Innings Pitched

14	Earl Rich
	vs. Winona State, 1987

Strikeouts

14	Dean Champine
	vs. Bemidji State, 1973

Team Single Game Records

Hits

29	vs. Bemidji State, 5/10/97
----	----------------------------

Runs Scored

31	vs. Minn., Crookston, 4/29/07
----	-------------------------------

Runs Allowed

28	vs. Minnesota, 4/23/97
----	------------------------

Doubles

7	vs. Minnesota-Morris, 3/31/03
7	vs. Northern State, 5/8/97

Triples

4	vs. Bemidji State, 1973
---	-------------------------

Home Runs

7	vs. Northern State, 4/13/01
7	vs. Minnesota-Morris, 4/14/01

Stolen Bases

8	vs. Minnesota-Morris, 4/25/97
---	-------------------------------

Total Bases*

47	vs. Minnesota-Morris, 4/14/01
47	vs. Bemidji State, 5/10/97

*Record kept since 1997 season

Largest Margins of Victory

28-	SMSU 31, Minnesota, Crookston 3, 2007
21 -	SMSU 21, Minnesota, Crookston 0, 2006
21 -	SMSU 23, Minnesota, Crookston 2, 2004
21 -	SMSU 24, Minnesota-Morris 3, 2001
21 -	SMSU 21, South Dakota State 0, 1976

Largest Margins of Defeat

27 -	Oklahoma Baptist 28, SMSU 1, 1971
25 -	Winona State 27, SMSU 2, 1984
22 -	Wayne State 24, SMSU 2, 2004

Team Single Season Records

HITTING & FIELDING

At Bats	Strikeouts
Most1526 (2004)	Most230 (2002)
Fewest21 (1970)	Fewest.....147 (1975)

Batting Average	Fielding Pct.
Highest343 (1997)	Highest962 (2007, 1997)
Lowest219 (1970), (1979)	Lowest883 (1985)

Runs Scored	Errors
Most371 (1997)	Most105 (1991)
Fewest52 (1970)	Fewest51 (2007)

Hits	Double Plays
Most510 (2004)	Most52 (1997)
Fewest114 (1970)	Fewest6 (1970)

Doubles	PITCHING
Most.....112 (2002)	Strikeouts
Fewest.....11 (1970)	Most226 (2000)
	Fewest76 (1970)

Triples	Walks
Most14 (1973), (1997)	Most230 (1986)
Fewest1 (1992), (1993)	Fewest.....71 (1975)

Home Runs	ERA
Most52 (2005)	Highest3.25 (1978)
Fewest4 (1977)	Lowest7.45 (1971)

Runs Batted In	Earned Runs Allowed
Most.....330 (1997)	Most.....233 (1994)
Fewest47 (1970)	Fewest75 (1975)

Total Bases	Complete Games
Most767 (2004)	Most33 (1974)
Fewest144 (1970)	Fewest6 (1980)

Stolen Bases	Shutouts
Most110 (1988)	Most.....6 (1998)
Fewest15 (1970)	Fewest0 (several times)

Bases On Balls

Most269 (1986)
Fewest.....71 (1975)



2008 SOUTHWEST MINNESOTA STATE BASEBALL
SINGLE SEASON BATTING RECORDS



Batting Average (minimum 75 AB)

1. Curt Strasheim (1981), 61 x 132.....	.462
2. Jason Fischer (1988), 34 x 76447
Gary Schleper (1984), 46 x 103447
4. Rob Bruner (2000), 46 x 108426
5. Matt Tiggas (2001), 46 x 111418
6. Colby Pack (2005), 70 x 169414
7. Derek West (2007), 37 x 90411
Jason Fischer (1990), 51 x 124411
9. Kory Kickul (1996), 61 x 149409
Tim Knapper (1993), 45 x 110409

Hits

1. Colby Pack (2005)	70
2. Joe Westphal (2002)	68
3. Craig Braaten (2004)	67
Chris Monaco (2002)	67
5. Mark Lickfelt (1998)	66
6. Nick Rohne (2004)	65
7. Mark Lickfelt (1997).....	64
8. Travis Irwin (2002)	63
Matt Hanson (1998).....	63
10. Colby Pack (2004)	62

Total Bases

1. Colby Pack (2005)	130
2. Travis Irwin (2002)	129
3. Kory Kickul (1996)	115
4. Colby Pack (2004)	114
5. Matt Hanson (1998).....	109
6. Mark Lickfelt (1998)	108
7. Joe Westphal (2002)	107
8. Colby Pack (2006)	104
9. Craig Braaten (2004)	102
10. Jason Fischer (1990)	99

Slugging Percentage (minimum 75 AB)

1. Ryan Dalum (2001)809
2. Jason Fischer (1990).....	.798
3. Gary Schleper (1984)796
4. Kory Kickul (1996)772
5. Colby Pack (2005).....	.769
6. Matt Tiggas (2000)752
7. Jason Fischer (1989).....	.746
8. Travis Irwin (2002).....	.737
9. Matt Tiggas (2001)727
10. Jason Fischer (1988).....	.711

Doubles

1. Chris Monaco (2002).....	20
2. Joe Westphal (2002)	18
Kory Kickul (1996)	18
4. Nick Rohne (2004)	17
5. Craig Braaten (2003)	16
Travis Irwin (2003)	16
Matt Hanson (1998)	16
Justin Schlemmer (1997)	16
John Comer (1974)	16
10. Derek Rignell (2005)	15
Gary Schleper (1986)	15
Mike Tobin (1986)	15

On-Base Percentage (minimum 75 AB)

1. Gary Schleper (1984)584
2. Rick Leslie (1985).....	.559
3. Curt Strasheim (1981)553
4. Derek West (2007).....	.523
Jon Deming (1994)523
6. Chad Funk (1997).....	.522
7. Jason Fischer (1990)513
8. T.J. Schmidt (2000).....	.510
9. Tom Schleper (1988)509
Brad Skoglund (1982)509

Triples

1. Mark Lickfelt (1997).....	5
Chad Funk (1997).....	5
Darrel Wiener (1973)	5
4. Ryan Norman (2006).....	4
Mark Lickfelt (1998)	4
Scott Jones (1984)	4
Denny Daniels (1978).....	4
Dave Kuhlman (1976)	4
Mike Barry (1971).....	4
9. several tied with	3

Home Runs

1. Travis Irwin (2002)	17
2. Colby Pack (2005)	15
3. Colby Pack (2006)	13
Colby Pack (2004)	13
5. Ryan Dalum (2001)	12
Kory Kickul (1996)	12
Jason Fischer (1990)	12
8. Matt Tiggas (2000).....	11
Jason Fischer (1989).....	11
10. Bryan Kramer (2005).....	10
Joe Westphal (2000)	10
Matt Hanson (1998).....	10
Kory Kickul (1995)	10



COLBY PACK



MATT TIGGAS



TRAVIS IRWIN



2008 SOUTHWEST MINNESOTA STATE BASEBALL
SINGLE SEASON BATTING RECORDS



Runs Scored

1. Nick Rohne (2004)	58
2. Chris Monaco (2002)	54
Travis Irwin (2002)	54
4. Brendan Rokke (2003)	53
Chad Funk (1997)	53
6. Mark Lickfelt (1997)	52
7. Adrian Hebig (1987)	51
8. Nick Rohne (2003)	50
9. Mark Lickfelt (1998)	49
10. T.J. Schmidt (2002)	48
Adrian Hebig (1988)	48

Runs Batted In

1. Travis Irwin (2002)	62
2. Kory Kickul (1996)	56
3. Chad Hess (1994)	53
4. Colby Pack (2005)	50
5. Craig Braaten (2004)	49
Jacob Swartout (2002)	49
Dan Smith (1998)	49
Mike Tobin (1986)	49
9. Craig Braaten (2003)	47
Joe Westphal (2002)	47

Stolen Bases

1. Blaine Schnaible (1987)	34
2. Chad Funk (1997)	32
3. Adrain Hebig (1987)	30
4. Blaine Schnaible (1988)	28
5. Adrain Hebig (1988)	25
Darrel Wiener (1974)	25
7. Curt Strasheim (1981)	23
8. Chad Funk (1996)	22
Adrian Hebig (1989)	22
10. Mark Lickfelt (1997)	20
Mike Beier (1994)	20

Walks

1. Doug Thompson (1986)	44
2. Gary Schleper (1987)	42
3. Tom Schleper (1988)	40
Gary Schleper (1986)	40
5. Adrian Hebig (1987)	39
6. Brett Linbo (1992)	38
7. Derrick Jenniges (2002)	36
Tom Schleper (1987)	35
9. Tom Schleper (1986)	34
Gary Schleper (1984)	34

Hit By Pitch

1. Bryan Kramer (2004)	21
2. Jacob Swartout (2002)	18
3. Christian Anderson (2002)	16
4. Nick Rohne (2004)	14
5. T.J. Schmidt (2002)	13
Colby Pack (2006)	13
7. Bryan Kramer (2005)	12
T.J. Schmidt (2001)	12
Jacob Swartout (2001)	12
10. several tied with	11

Games Played

1. Nick Rohne (2004)	52
Derek Rignell (2004)	52
Bryan Kramer (2004)	52
Brendan Rokke (2004)	52
Craig Braaten (2004)	52
6. several tied with	50

At Bats

1. Joe Westphal (2002)	193
2. Chris Monaco (2002)	183
3. Craig Braaten (2004)	179
4. Brendan Rokke (2004)	176
5. Travis Irwin (2002)	175
Brendan Rokke (2003)	175
7. Nick Rohne (2004)	173
8. Colby Pack (2006)	171
Mike Tobin (1986)	171
10. Colby Pack (2005)	169
Mark Lickfelt (1998)	169



JASON FISCHER



BRYAN KRAMER



DAN SMITH



CAREER BATTING RECORDS

Batting Average (minimum 200 AB)

1. Matt Tiggas (2000-01), 91 x 227401
2. Curt Strasheim (1979-82), 158 x 414..... .382
3. Nathan Koppi (2004- 07), 196 x 519..... .378
4. Colby Pack (2003-06), 208 x 559372
5. Mark Lickfelt (1995-98), 205 x 552371
Mike Barry (1971-74), 146 x 394371
7. Craig Braaten (2003-04), 118 x 321368
8. Rob Bruner (1999-00), 92 x 252365
9. Justin Schlemmer (1996-97), 90 x 247.. .364
10. Kory Kickul (1995-96), 98 x 270363
Tim Knapper (1991-94), 89 x 245363

Triples

1. Mark Lickfelt (1995-98)12
2. Mike Barry (1971-74)10
3. Lionel Bolden (1972-75) 8
4. Chad Funk (1994-97)7
Darrel Wiener (1971-74).....7
6. Dave Kuhlman (1975-76)6
7. Ryan Norman (2006-07)5
Blaine Schnaible (1986-89)5
Scott Jones (1981-84).....5
John Comer (1971-74)..... 5
Denny Daniels (1977-79)..... 5

Stolen Bases

1. Adrian Hebig (1986-89)86
2. Blaine Schnaible (1986-89).....80
3. Chad Funk (1994-97)69
4. Mark Lickfelt (1995-98).....52
5. Darrel Wiener (1971-74)48
6. Jed Hammell (1996-99).....44
7. Dave Hauer (1971-74)39
8. Curt Strasheim (1979-82)37
9. Brendan Rokke (2000-04)36
10. Kevin Britt (1992, 94-95).....32

Slugging Percentage (minimum 200 AB)

1. Matt Tiggas (2000-01)..... .740
2. Kory Kickul (1995-96)693
3. Colby Pack (2003-06)669
4. Jason Fischer (1988-91)..... .647
5. Gary Schleper (1983-84, 86-87)636
6. Travis Irwin (1999-03)617
7. Craig Braaten (2003-04)601
8. Mark Lickfelt (1995-98)..... .587
9. Ryan Norman (2006-07)575
10. Matt Hanson (1998-2001)573

Home Runs

1. Colby Pack (2003-06)42
2. Travis Irwin (1999-03).....34
3. Jason Fischer (1988-91)28
4. Gary Schleper (1983-84, 86-87)27
5. Rich Rhinesmith (1984-87)26
6. Joe Westphal (1999-02).....25
7. Matt Hanson (1998-01)24
8. Chad Hess (1994-97)23
9. Mark Lickfelt (1995-98).....22
Kory Kickul (1995-96)22

Walks

1. Tom Schleper (1985-88).....141
2. Gary Schleper (1983-87)133
3. Adrian Hebig (1986-89).....102
4. Dave Hauer (1971-74)..... 90
5. Mark Lickfelt (1995-98) 88
6. Jeff Deming (1991-94) 84
Brett Linbo (1990-93)84
8. Chad Funk (1994-97).....83
9. Rich Rhinesmith (1984-87) 82
10. Doug Thompson (1985-86)..... 75

On-Base Percentage (minimum 200 AB)

1. Gary Schleper (1983-84, 86-87)507
2. Matt Tiggas (2000-01)498
3. Doug Thompson (1985-86)492
4. T.J. Schmidt (1999-02)482
5. Justin Schlemmer (1996-97)..... .468
6. Mike Barry (1971-74)466
7. Tom Schleper (1985-88)464
8. Curt Strasheim (1979-82)463
9. Craig Braaten (2003-04)460
10. Mark Lickfelt (1995-98)..... .459

Total Bases

1. Colby Pack (2003-06)374
2. Mark Lickfelt (1995-98).....324
3. Rich Rhinesmith (1984-87)310
4. Travis Irwin (1999-2003)300
5. Nathan Koppi (2004-07).....293
6. Jason Fischer (1988-91)292
7. Dan Smith (1997-2000)290
8. Matt Hanson (1998-2001).....285
9. Joe Westphal (1999-2002)283
10. Chad Hess (1994-97)277

Hit By Pitch

1. T.J. Schmidt (1999-02)35
2. Clark Corbin (1989-92)34
3. Bryan Kramer (2004-05).....33
4. Jacob Swartout (1999-02)30
5. Colby Pack (2003-06)23
6. Jed Hammell (1996-99).....22
7. Derek Rignell (2002-05)21
8. Christian Anderson (1999-02)19
9. Nick Rohne (2003-04).....18
Brendan Rokke (2000-04).....18

Hits

1. Colby Pack (2003-06)208
2. Mark Lickfelt (1995-98).....205
3. Dan Smith (1997-00)197
4. Nathan Koppi (2004-07)196
5. Rich Rhinesmith (1984-87)195
6. Joe Westphal (1999-02)177
7. Mike Tobin (1983-86)173
8. Matt Hanson (1998-01)172
9. Chad Hess (1994-97).....171
10. Jason Fischer (1988-91).....163

Runs Scored

1. Adrian Hebig (1986-89)157
2. Mark Lickfelt (1995-98)155
3. Rich Rhinesmith (1984-87)144
4. Colby Pack (2003-06)139
5. Dan Smith (1997-00)133
6. Brendan Rokke (2000-04)130
7. Travis Irwin (1999-03).....128
8. Joe Westphal (1999-02).....124
9. Matt Hanson (1998-01)123
10. Chad Funk (1994-97)122

Games Played

1. Colby Pack (2003-06)178
2. Dan Smith (1997-00)175
3. Rich Rhinesmith (1984-87)174
4. Tom Schleper (1985-88).....173
5. Nathan Koppi (2004-07)172
6. Brendan Rokke (2000-04).....170
7. Chad Hess (1994-97)167
8. Tyler Hess (1998-01)166
9. Gary Percy (1983-86)164
10. Mark Lickfelt (1995-98)163

Doubles

1. Nathan Koppi (2004-07).....44
2. Matt Hanson (1998-01)41
3. Travis Irwin (1999-2003)39
4. Dan Smith (1997-00)37
Jason Fischer (1988-91).....37
5. Colby Pack (2003-06)36
Gary Schleper (1983-84, 86-87)36
8. Derek Rignell (2002-05)35
9. Chad Hess (1994-97)33
Blaine Schnaible (1986-89)33
Mike Tobin (1983-86)33

Runs Batted In

1. Rich Rhinesmith (1984-87)150
2. Chad Hess (1994-97)149
3. Dan Smith (1997-00)148
4. Travis Irwin (1999-03).....144
5. Colby Pack (2003-06)139
6. Mike Tobin (1983-86)134
7. Mark Lickfelt (1995-98)132
8. Gary Schleper (1983-84, 86-87)130
9. Nathan Koppi (2004-07)126
10. Joe Westphal (1999-02).....122

At Bats

1. Dan Smith (1997-00)573
2. Rich Rhinesmith (1984-87)572
3. Colby Pack (2003-06)559
4. Mark Lickfelt (1995-98).....552
5. Joe Westphal (1999-02).....536
6. Brenda Rokke (2000-04).....535
7. Chad Hess (1994-97)534
8. Nathan Koppi (2004-07)519
9. Mike Tobin (1983-86)506
10. Matt Hanson (1998-01)497



2008 SOUTHWEST MINNESOTA STATE BASEBALL
SINGLE SEASON PITCHING RECORDS



Innings Pitched

1. Mike Adelman (1993)	86.2
2. Joe Driscoll (1974)	85.0
3. Chris Pack (1998)	78.0
4. Bryce Pack (1974)	77.0
5. Doug Dobmeier (1974)	74.0
6. Gary Schleper (1987)	72.1
7. Marc Craigmile (2002)	70.1
8. Chris Pack (1996)	69.2
9. Al Rahe (1998).....	68.1
10. Mike Tobin (1986).....	67.1

Wins

1. Chris Pack (1998).....	9
2. Jason Roepke (2004).....	8
Marc Craigmile (2002)	8
Pat O'Brien (2002).....	8
Mike Gangelhoff (1981)	8
Doug Dobmeier (1974).....	8
6. several tied at	7

Appearances

1. B.J. Richter (2000)	34
2. Cody Cotton (2002)	21
3. Cody Cotton (2003)	19
4. Matt Gardner (2004)	18
5. Brandon Wagner (2006)	17
Arron Olson (2006)	17
Brandon May (2005)	17
Bryan Francis (2000).....	17
9. B.J. Richter (1999)	16
Brandon Wilhelmi (2006)	16

Earned Run Average

1. Doug Dobmeier (1975)	1.65
2. B.J. Richter (2000)	1.89
3. Dean Champine (1972).....	2.04
4. Jeremy Hebl (1999).....	2.15
5. Bryce Pack (1974)	2.22
6. Tim Knapper (1993)	2.26
7. Les Gilbertson (1978)	2.29
8. Mike Tobin (1986)	2.54
9. John Goneau (2006)	2.60
Chris Pack (1995)	2.60

Strikeouts

1. Chris Pack (1998).....	82
2. Dean Champine (1973)	76
3. Ryan Morse (2004)	74
Joe Driscoll (1974)	74
5. Jeremy Hebl (1999)	62
6. Ryan Morse (2005)	61
B.J. Richter (2000)	61
8. Tim Knapper (1992)	60
9. Ryan Morse (2003)	55
Dean Champine (1972)	55

Complete Games

1. Joe Driscoll (1974)	11
2. Doug Dobmeier (1974).....	10
3. Bryce Pack (1974).....	9
4. Kevin Schmitz (1998).....	8
5. several tied with	7

Saves

1. B.J. Richter (2000).....	11
2. Arron Olson (2006)	6
Brandon May (2005)	6
B.J. Richter (1999)	6
5. T.J. Schmidt (2002).....	5
6. Matt Gardner (2004)	4
Mike Haus (1990)	4
Tom Schleper (1988)	4
9. several tied with	3

Strikeouts/Per 9 Innings (min. 30 IP)

1. Dean Champine (1973), 62.0 IP	11.03
2. B.J. Richter (2000), 52.1 IP	10.49
3. Jon Kuelz (2001), 34.0 IP.....	10.32
4. Ryan Morse (2004), 65.1 IP	10.19
5. Tim Knapper (1992), 56.2 IP	9.53
6. Chris Pack (1998), 78.0 IP	9.46
7. Ryan Morse (2005), 58.1 IP	9.41
8. Steve Jones (1982), 33.2 IP	9.36
9. Brian Boe (1977), 50.1 IP	9.30
10. Pat Bushard (1980), 39.2 IP.....	9.08

Fewest Walks/Per 9 Innings (min. 30 IP)

1. Kevin Schmitz (1997), 40.2 IP	0.89
2. Doug Dobmeier (1975), 32.2 IP.....	1.10
3. Kevin Schmitz (1998), 62.2 IP	1.44
4. Marc Craigmile (2004), 58.2 IP	1.69
5. Mark Heller (1991), 49.1 IP.....	1.82
6. Chuck Schmid (1991), 57. IP	1.87
7. Jason Roepke (2004), 66.2 IP	1.89
8. Jeff Asche (1992), 60.0 IP	1.95
9. John Petersen (2003), 49.2 IP	1.99
10. John Petersen (2002), 62.1 IP	2.02

Hits Allowed

1. Mike Adelman (1993)	96
2. Jason Roepke (2005).....	92
3. Gary Schleper (1987)	89
4. Jeff Asche (1992)	87
5. John Petersen (2002)	86
6. Chuck Schmid (1990).....	85
7. Ryan Morse (2004)	82
Brian Marks (1990)	82
9. Al Rahe (1998)	81
10. Kirk Vergin (1987)	75
Joe Driscoll (1974)	75

Losses

1. Earl Rich (1988)	7
2. several tied with	6

Runs Allowed

1. Herb Pauly (1994)	66
2. Mike Adelman (1990)	65
3. Earl Rich (1988).....	65
4. Chuck Vien (1986)	61
5. Mike Adelman (1993)	60
6. Tim Knapper (1994).....	58
7. Brian Marks (1990)	57
8. Brad Mathiowetz (1992)	56
9. Earl Rich (1989).....	54
Gary Schleper (1987)	54

Earned Runs Allowed

1. Herb Pauly (1994)	56
2. Earl Rich (1988).....	46
3. Chuck Vien (1986)	45
4. Mike Adelman (1990)	44
5. Mike Adelman (1993)	43
6. Curt Voges (1988)	42
Brian Marks (1990)	42
Tim Knapper (1994).....	42
9. Tom Bendzick (2006).....	41
Chuck Schmid (1988).....	41

Walks

1. Earl Rich (1987)	62
2. Earl Rich (1988).....	60
3. Earl Rich (1989).....	58
4. Brad Mathiowetz (1992)	56
5. Chad Bisson (1993)	55
6. Chuck Vien (1986)	49
7. Gary Percy (1986).....	47
Tim Knapper (1992).....	47
9. Mike Adelman (1992).....	45
Mike Gangelhoff (1981)	45



JOHN PETERSEN



CAREER PITCHING RECORDS

Innings Pitched

1. Chris Pack (1995-98)	274.1
2. Marc Craigmile (2001-04)	228.2
3. Chuck Schmid (1988-91)	218.0
4. John Petersen (1999-03)	213.0
5. Pat O'Brien (2002-05)	211.0
6. Mike Adelman (1989-93)	205.0
7. Bryce Pack (1972-75)	196.0
8. Ryan Morse (2003-05)	189.2
9. Doug Dobmeier (1973-76)	184.2
10. Pat Bushard (1977-80)	182.2

Wins

1. Chris Pack (1995-98)	28
2. Pat O'Brien (2002-05)	24
3. Marc Craigmile (2001-04)	20
4. Doug Dobmeier (1973-76)	19
5. Al Rahe (1995-98)	18
6. Jason Roepke (2002-05)	17
Ryan Morse (2003-05)	17
John Petersen (1999-03)	17
Mike Tobin (1983-86)	17
10. Kevin Schmitz (1995-98)	16
Chuck Schmid (1988-91)	16

Appearances

1. B.J. Richter (1997-00)	58
2. Cody Cotton (1999-03)	56
3. Chris Pack (1995-98)	48
4. Pat O'Brien (2002-05)	46
5. Mike Adelman (1989-93)	45
6. Marc Craigmile (2001-04)	44
7. John Petersen (1999-03)	43
Bryan Francis (1999-01)	43
Tim Knapper (1991-94)	43
10. Brandon May (2001-02, 04-05)	42



JEREMY HEBL

Earned Run Average (min. 70 IP)

1. Dean Champine (1972-73), 119.1 IP	2.34
2. Jeremy Hebl (1999-00), 122.0 IP	3.10
3. Doug Dobmeier (1973-76), 184.2 IP	3.27
4. Chris Pack (1995-98), 274.1 IP	3.31
5. John Goneau (2005-07), 116.0 IP	3.49
6. Mike Tobin (1983-86), 164.2 IP	3.50
7. Bryce Pack (1972-75), 196.0 IP	3.58
8. Jason Adams (1998-99), 81.0 IP	3.67
9. Larry Gilbertson (1977-78), 116.0 IP	3.72
10. Denny Beers (1971-72), 77.0 IP	3.74

Strikeouts

1. Chris Pack (1995-98)	224
2. Ryan Morse (2003-05)	190
Pat O'Brien (2002-05)	190
4. Marc Craigmile (2001-04)	173
5. Pat Bushard (1977-80)	147
6. Earl Rich (1986-89)	142
Tim Knapper (1991-94)	142
8. John Petersen (1999-03)	137
9. Joe Driscoll (1970, 72, 74)	133
10. Dean Champine (1972-73)	131

Complete Games


1. Chris Pack (1995-98)	27
2. Chuck Schmid (1988-91)	22
Doug Dobmeier (1973-76)	22
4. Joe Driscoll (1970, 72, 74)	20
5. Mike Tobin (1983-86)	17
Pat Bushard (1977-80)	17
7. Gary Schleper (1983-84, 86-87)	15
8. Marc Craigmile (2001-04)	14
Kevin Schmitz (1995-98)	14
Mike Adelman (1989-93)	14
Earl Rich (1986-89)	14

Saves

1. B.J. Richter (1997-00)	17
2. Arron Olson (2006-07)	11
3. Matt Gardner (2004-05)	7
4. Brandon May (2001-02, 04-05)	6
5. T.J. Schmidt (1999-02)	5
Cody Cotton (1999-03)	5

Strikeouts/Per 9 Innings (min. 70 IP)

1. Dean Champine (1972-73), 119.1 IP	9.88
2. Robert Weaver (1998-2001), 71.1 IP	9.84
3. Ryan Morse (2003-05), 189.2 IP	9.02
4. B.J. Richter (1997-00), 83.1 IP	8.86
5. Jon Kuelz (2000-01), 90.2 IP	8.54
6. Jeremy Hebl (1999-00), 122.0 IP	8.19
7. Pat O'Brien (2002-05), 211.0 IP	8.10
8. Bob Marquardt (1976-78), 86.0 IP	7.74
9. Denny Beers (1971-72), 77.0 IP	7.71
10. Chris Pack (1995-1998), 274.1 IP	7.35



RYAN MORSE



PAT O'BRIEN



CAREER PITCHING RECORDS

Fewest Walks/Per 9 Innings (min. 70 IP)

1. Doug Dobmeier (1973-76), 184.2 IP.....2.29
2. Chuck Schmid (1988-91), 218.0 IP.....2.35
3. John Goneau (2005-07), 116.0 IP2.41
4. Jason Roepke (2002-05), 178.1 IP2.52
5. Marc Craigmile (2001-04), 228.2 IP2.56
6. John Petersen (1999-2003), 213.0 IP2.62
7. Al Rahe (1995-98), 180.0 IP2.65
8. Jeremy Hebl (1999-00), 122.0 IP.....3.02
9. Joe Driscoll (1970, 72, 74), 171.2 IP3.04
10. Kevin Schmitz (1995-98), 162.0 IP3.06

Hits Allowed

1. Chuck Schmid (1988-91)283
2. John Petersen (1999-03)276
3. Mike Adelman (1989-90, 92-93)261
4. Marc Craigmile (2001-04)253
5. Jason Roepke (2002-05)234
6. Chris Pack (1995-98)226
7. Al Rahe (1995-98)223
8. Pat O'Brien (2002-05)212
9. Gary Schleper (1983-84, 86-87).....211
10. Bryce Pack (1972-75)208

Losses

1. Mike Adelman (1989-90, 92-93)19
2. Pat Bushard (1977-80)18
3. Tim Knapper (1991-94)16
4. John Petersen (1999-03)16
5. Myron Janssen (1974-77)15
6. Earl Rich (1986-89)15
- Chuck Schmid (1988-91).....15
8. Lonnie Struckman (1994-97)13
- Brian Marks (1988-90).....13
- Joe Driscoll (1970, 72, 74)13
- Gary Schleper (1983-84, 86-87)13

Runs Allowed


1. Mike Adelman (1989-90, 92-93)215
2. Marc Craigmile (2001-04)175
3. Earl Rich (1986-89)173
4. Chuck Schmid (1988-91).....170
5. John Petersen (1999-03)157
6. Tim Knapper (1991-94)153
7. Pat O'Brien (2002-05)149
8. Mike Tobin (1983-86)139
9. Gary Schleper (1983-84, 86-87)138
10. Jason Roepke (2002-05)131

Earned Runs Allowed


1. Mike Adelman (1989-90, 92-93)153
2. Marc Craigmile (2001-04)139
3. Chuck Schmid (1988-91).....133
4. John Petersen (1999-03)130
5. Earl Rich (1986-89)129
6. Pat O'Brien (2002-05)118
7. Chris Pack (1995-98)101
8. Jason Roepke (2002-05)100
9. Gary Schleper (1983-84, 86-87)99
10. Tim Knapper (1991-94)96

Walks

1. Earl Rich (1986-89)190
2. Mike Adelman (1989-90, 92-93)140
3. Pat O'Brien (2002-05)132
4. Pat Bushard (1977-80)110
5. Chris Pack (1995-98)107
- Tim Knapper (1991-94)107
- Brad Mathiowetz (1989-92).....107
8. Gary Percy (1983-86).....94
- Bryce Pack (1972-75)94
10. Chuck Vien (1985-86)91



DEAN CHAMPINE



MARC CRAIGMILE

SMSU All-Time No-Hitters

- Bruce Lahey vs. Moorhead State, 4/28/73
- Joe Driscoll vs. Dakota State, 4/9/74
- Les Gilbertson (4 inn.) & Joe Daniels (3 inn.) vs. USD-Springfield, 4/16/79
- Steve Brigger vs. Minn.-Morris, 4/19/95
- Mike Negen vs. Minn.-Morris, 4/4/01
- Ryan Morse vs. Minn.-Crookston, 3/29/05




Joe Driscoll



Joe Daniels




Les Gilbertson



Ryan Morse



Steve Brigger



Mike Negen



POST SEASON AWARD WINNERS

NCAA All-America Honors

2005 - Colby Pack, 3B
ABCA Third Team

NAIA All-America Honors

1986 - Mike Tobin, P
Honorable Mention
Gary Pearcy, OF
Honorable Mention
1989 - Jason Fischer, 1B
Honorable Mention
1993 - Tim Knapper, P
Honorable Mention
Jeff Deming, OF
Honorable Mention

ABCA All-Region (1st team)

1998 - Chris Pack, P
1999 - Jeremy Hebl, P
2000- B.J. Richter, P
2001 - Matt Tiggas, 3B
2002- Travis Irwin, DH
2005- Colby Pack, 3B

ABCA All-Region (2nd team)

1998 - Mark Lickfelt, SS
1999 - Brad Stromdahl, C
2000- Jeremy Hebl, P
2002- Pat O'Brien, P
2005- Ryan Morse, P
2005- Derek Rignell, C

NCBWA All-Region (2nd team)

2007 - Nathan Koppi, 1B

Daktronics All-Region (2nd team)

2007 - Nathan Koppi, 1B

All-NSIC (1st team)

1973 - Mike Barry, UT
Dean Champine, P
Darrel Wiener, OF
1974 - John Comer, C
Lionel Bolden, OF
Bryce Pack, P
1975 - Lionel Bolden, OF
1976 - Doug Dobmeier, P
Steve Hage, INF
Scott Mansch, INF
1977 - Dave Kuhlman, OF
1980 - Pat Bushard, P
Curt Strasheim, INF
1981 - Curt Strasheim, INF
1982 - Curt Strasheim, INF
1983 - Dan Lee, INF
1984 - Rich Rhinesmith, INF
Gary Schleper, OF
Mike Tobin, INF
1985 - Keith Heinrichs, P
Jon Kohls, OF
Rick Leslie, OF

Gary Pearcy, OF
1986 - Gary Pearcy, OF
Rich Rhinesmith, INF
Gary Schleper, OF
Mike Tobin, P
1987 - Rich Rhinesmith, INF
Gary Schleper, INF
1988 - Tom Schleper, C
1989 - Adrian Hebig, OF
1990 - Jason Fischer, INF
1991 - Jason Fischer, INF
Jeff Jonckowski, DH
Chuck Schmid, P
1992 - Mike Adelman, P
Clark Corbin, DH
Jeff Deming, OF
1993 - Jeff Deming, OF
Jeff Jonckowski, DH
Tim Knapper, P
1994 - Jon Deming, C
Chad Hess, OF
Tim Knapper, INF
1995 - Kevin Britt, DH
Chad Hess, C
Chris Pack, P
1996 - Chad Hess, C
Kory Kickul, INF
Mark Lickfelt, INF
Chris Pack, P
1997 - Chad Funk, INF
Chad Hess, C
Mark Lickfelt, INF
Chris Pack, P
Dan Smith, DH
1998 - Matt Hanson, OF
Mark Lickfelt, INF
Chris Pack, P
Dan Smith, C
Jeremy Werner, INF
1999 - Dave Darr, INF
Jeremy Hebl, P
Brad Stromdahl, C
Dan Smith, OF
2000 - Rob Bruner, INF
Matt Hanson, C
Jeremy Hebl, P
B.J. Richter, P
Dan Smith, OF
Matt Tiggas, INF
2001 - Marc Craigmile, P
Ryan Dalum, DH
Derrick Jenniges, C
Mike Negen, P
Matt Tiggas, 3B
Joe Westphal, OF
2002 - Travis Irwin, DH
Chris Monaco, UT
Pat O'Brien, P
T.J. Schmidt, OF
Jacob Swartout, OF
2003 - Scott Becker, 1B

Craig Braaten, OF
Jeff Groebner, 3B
Brad Hundt, 2B
Ryan Morse, P
Nick Rohne, OF
2004- Craig Braaten, OF
Ryan Morse, P
Nick Rohne, OF
Colby Pack, 3B
2005- Colby Pack, 3B
Ryan Morse, P
Derek Rignell, C
Nathan Koppi, 1B
2006- John Goneau, P
Colby Pack, 3B
2007- Nathan Koppi, 1B

All-NSIC (2nd team)

2007 - Lex Reinke, SS
Adam Schrader, P

NSIC Player of the Year

1995 - Chris Pack
1996 - Kory Kickul
2001 - Matt Tiggas
2005 - Colby Pack

NSIC Pitcher of the Year

2002 - Pat O'Brien

NSIC Newcomer of the Year

2001 - Mike Negen

NSIC All-Tournament

2000- Jeremy Hebl, P
B.J. Richter, P
Dan Smith, OF
Matt Tiggas, 3B
2001 - Ryan Dalum, DH
Matt Hanson, 1B
2002- Cody Cotton, P
Marc Craigmile, P
Travis Irwin, DH
Chris Monaco, 2B
Jacob Swartout, OF
2003- Nich Rohne, OF
2004- Bryan Kramer, 2B
Brendan Rokke, SS
Jason Roepke, P
2005- Colby Pack, 3B
Jason MacKinnon, OF
Aaron Lindstrom, P
Brandon May, P
2006- Tom Bendzick, P
Ryan Norman, OF

MVP - NSIC Tournament

2002- Travis Irwin, DH

NAIA All-District

1973 - Mike Barry

John Comer
1974 - Mike Barry
John Comer
1976 - Doug Dobmeier
Scott Mansch
1980 - Curt Strasheim
1981 - Curt Strasheim
1984 - Mark Daniels
Scott Jones
Rich Rhinesmith
Gary Schleper
Mike Tobin
1985 - Jon Kohls
Gary Pearcy
Tom Schleper
Mike Tobin
1986 - Gary Pearcy
Rich Rhinesmith
Gary Schleper
Mike Tobin
1987 - Adrian Hebig
Earl Rich
Rich Rhinesmith
Gary Schleper
Tom Schleper
Krik Vergin
1988 - Adrian Hebig
Tom Schleper
1989 - Jason Fischer
Adrian Hebig
Earl Rich
1990 - Jason Fischer
1991 - Jason Fischer
Jeff Jonckowski
Jeff Wetzl
1992 - Jeff Asche
Kevin Britt
Clark Corbin
Jeff Deming
Darrin Ogdahl
1993 - Mike Adelman
Jeff Jonckowski
Tim Knapper
1994 - Mike Beier
Kevin Britt
Jon Deming
Chad Hess
Tim Knapper

CoSIDA Academic All-America

2003- Brendan Rokke (second team)
2004- Brendan Rokke (first team)

CoSIDA Academic All-District

2000- Rob Bruner (second team)
2003- Brendan Rokke (first team)
2004- Brendan Rokke (first team)
2006- Colby Pack (second team)
2007- Ryan Norman (first team)
Greg Laughlin (second team)



Breaking Down 38 Years of SMSU Baseball

Total Games	1,523
Overall Record	728-793-2 (.478)
Conference Record	365-324 (.529)
Home Record	291-187 (.608)
Over .500 Seasons	17
Under .500 Seasons	21
Average Record	19.1 wins-20.8 losses
Most Games, Opponent	142, Winona State
Most Wins, Opponent	73, Minnesota-Morris
Most Consecutive Wins, Opponent	11, Minnesota-Morris (1993-1995)
Most Losses, Opponent	94, Winona State
Most Consecutive Losses, Opponent	13, Winona State (1970-1974)
Total Runs Scored	8,934 (5.8/gm.)
Total Opponent Runs Scored	9,125 (5.9/gm.)

Shutouts by SMSU	90
Shutouts by Opponents	110
Games of 20 Runs or More by SMSU	17
Games of 20 Runs or More by Opponent	18
Games of 15 Runs or More by SMSU	78

MISC. RECORDS

Most Wins	33 (1998)
Most Losses	31 (1992)
Most Conference Wins	18 (2002)
Most Conference Losses	17 (1983)
Longest Winning Streak	14 (1996-97)
Longest Losing Streak	27 (1970-71)
Longest Conference Win Streak	8 (1995, 1996)
Longest Conference Losing Streak	27 (1970-71)

The Last Time it Happended...

Team/Miscellaneous

Beat a ranked team	#27 Slippery Rock (Pa.) (3/15/07)
Swept an NSIC series at home (4 games)	vs. Minn., Crookston (4/28/07-4/29/07)
Swept an NSIC series on the road (4 games)	Bemidji State (4/21/07-4/22/07)
Got swept by an NSIC team at home (4 games)	never
Got swept by an NSIC team on the road or neutral (4 games)	vs. Wayne State in Maryville, Mo. (3/25/06-3/26/06)
Got swept in a non-conference series (4 games)	vs. Pittsburg State (3/4-5/06)
Won 10 straight games	14, 1996-97
Lost 10 straight games	10, 1985
Won by 10 or more runs	28 (31-3) vs. Minnesota, Crookston (4/29/07)
Won by 15 or more runs	28 (31-3) vs. Minnesota, Crookston (4/29/07)
Won by 20 or more runs	28 (31-3) vs. Minnesota, Crookston (4/29/07)
Lost by 10 or more runs	13 (20-7) vs. Wayne State (5/11/07)
Lost by 15 or more runs	18 (2-20) vs. Wayne State (5/14/05)
Lost by 20 or more runs	20 (21-1) vs. Minnesota State, Mankato (4/6/05)
Won by shutout	(15-0) vs. Minnesota, Crookston (4/28/07)
Lost by shutout	(0-9) vs. Wayne State in Maryville, Mo. (3/26/06)
Beat an NCAA Division I team	7-6 vs. South Dakota State (4/4/06)
Won in extra innings	3-2 (9) vs. Wayne State (4/25/07)
Lost in extra innings	L, 5-6 (8) vs. Augustana (4/18/06)
Lost on a walk-off home run	vs. Pittsburg State (3/6/06)
Turned a triple play	vs. Minnesota, Crookston (4/8/06)
Turned 3 or more double plays	3 vs. Bemidji State (4/22/07)
Committed 5 or more errors	6 vs. Wayne State (5/11/07)

Team/Hitting

Had 5 or more HR in a game	7 vs. Northern State (4/22/06)
Had 15 or more hits in a game	23 vs. Minnesota, Crookston (4/29/07)
Had 20 or more hits in a game	23 vs. Minnesota, Crookston (4/29/07)
Had 25 or more hits in a game	26 vs. Minnesota-Crookston (4/9/06)
Had 5 doubles in a game	5 vs. Bemidji State (4/22/07)
Stole 5 bases or more in a game	6 vs. Winona State (5/13/05)
Scored 10 or more runs in a game	31 vs. Minnesota, Crookston (4/29/07)
Scored 15 or more runs in a game	31 vs. Minnesota, Crookston (4/29/07)
Scored 20 or more runs in a game	31 vs. Minnesota, Crookston (4/29/07)

Team/Pitching

Threw a shutout	vs. Minnesota, Crookston (4/28/07)
Threw consecutive shutouts	3 (4/1/06-4/2/06 vs. Minnesota-Crookston, three straight)
Both teams combined for 35 runs in a game	39 (Minnesota 28, SMSU 11; 4/23/97)
Both teams combined for 30 runs in a game	34 (SMSU 31, Minn., Crookston 3; 4/29/07)
Threw a no-hitter	vs. Minnesota-Crookston (3/29/05)
Threw a 1-hitter	vs. Minnesota, Crookston (4/9/06)
Struck out 10 or more hitters	10 vs. Northern State (4/23/06)
Gave up 10 or more runs in a game	14 vs. Minnesota State, Mankato (5/1/07)
Gave up 15 or more runs in a game	20 vs. Wayne State (5/11/08)
Gave up 20 or more runs in a game	20 vs. Wayne State (5/11/08)
Allowed 0 walks	vs. Minnesota, Crookston 4/28/07)
Allowed 10 or more walks	10 vs. Winona State (5/7/06)
Allowed 15 hits	16 vs. Bemidji State (4/21/07)
Allowed 5 or more home runs	5 vs. Pittsburg State (3/5/06)

Individual/Hitting

Had 5 hits in a game	Jeff Groebner & Travis Irwin vs. Minnesota, Crookston (4/4/03)
Had 5 or more RBI in a game	Ryan Norman (6) vs. MSU, Mankato (5/1/07)
Had 6 or more RBI in a game	Ryan Norman (6) vs. MSU, Mankato (5/1/07)
Had 7 or more RBI in a game	Andrew Kinney (7) vs. Minn., Crookston (4/29/07)
Stole 3 or more bases	Andy Cook (3) vs. Slipper Rock (PA) (3/16/06)
Scored 5 or more runs	Nick Rohne (5) vs. Minn., Crookston (4/3/04)
Had 7 or more at bats in a game	Matt Hanson (7) vs. Augustana (3/30/01)
Had 3 doubles in a game	Derek Rignell (3) vs. Wayne State (5/13/05)
Had 2 triples in a game	Craig Braaten (2) vs. Indiana (PA) (3/7/04)
Had 2 home runs in a game	Ryan Norman vs. MSU, Mankato (5/1/07)
Had 3 home runs in a game	Gary Schleper vs. Austin College (1986)
Hit a walk-off home run	Joe Westphal vs. Bemidji State (4/10/00)
Hit a grand slam	Lex Reinke vs. Upper Iowa (4/16/07)
Had a pinch-hit HR	Bryan Nikkel vs. Bemidji State (3/28/04)
Had consecutive games with a HR	Andrew Kinney, 3 games (4/28-29/07)
Had a 15-game or more hitting streak	Colby Pack, 19 games (4/14-5/13/06)

Individual Pitching

Threw a 7-inning complete game shutout	John Goneau vs. Bemidji State (4/22/07)
Threw a no-hitter	Ryan Morse vs. Minnesota-Crookston (3/29/05)
Threw a perfect game	never
Struck out 10 or more batters	11, Ryan Morse vs. Winona State (5/2/04)



**2008 SOUTHWEST MINNESOTA STATE BASEBALL
NORTHERN SUN INTERCOLLEGIATE CONFERENCE**



The Northern Sun Intercollegiate Conference (NIC) began in 1932 as the Northern Teacher's Athletic Conference. Charter members included Bemidji State, Mankato State, Moorhead State, St. Cloud State and Winona State. In 1942 the conference name was changed to the State Teacher's College Conference of Minnesota, before switching to the Northern Intercollegiate Conference in 1962.

In the spring of 1992 the NSIC was formed out of the merger of the NIC, the men's conference, and the women's Northern Sun Conference (NSC). The NSC had existed since 1979. In the 1999-2000 academic year, the NSIC became an expanded 10-team league from a previous seven-member conference by adding Wayne State College, Concordia University-St. Paul and the University of Minnesota, Crookston. The conference featured eight members from 2004-05 until 2005-06 with the departure of Minnesota Duluth and Minnesota-Morris, but expanded back to 10 schools in 2006-07 as the University of Mary and Upper Iowa University joined the league.

Since 1932, various institutions have competed in the NSIC. Bemidji State University, Minnesota State University Moorhead and Winona State University are charter members and have remained in the conference for the 73 years of its existence. Other current members joined in later years: Southwest Minnesota State University in 1969 and Northern State University in 1978.

Before the NSIC became eligible for National Collegiate Athletic Association (NCAA) championship competition in 1995, its member institutions had an extremely rich tradition in the National Association of Intercollegiate Athletics (NAIA). The NIC's and NSC's tenure in the NAIA included several national championship teams and individuals as well as many national qualifiers.

The NSIC will expand once again during the 2008-09 school year as four new members will join the conference to form a 14-team league. The University of Minnesota Duluth, St. Cloud State University, Augustana College and Minnesota State, Mankato were voted into the league in April of 2007 and will join the NSIC officially in the summer of 2008.

NSIC HEADQUARTERS

161 St. Anthony Ave.
Suite 920
St. Paul, MN 55103
FAX: 651-224-8583

Website: www.northernsun.org

Commissioner: Butch Raymond

Office: 651-288-4015

E-Mail: raymond@northernsun.org

Media Relations Director: Nick Kornder

Office: 651-288-4017

E-Mail: kornder@northernsun.org

Senior Woman Administrator: Erin Lind

Office: 651-288-4016

E-Mail: lind@northernsun.org

NSIC Champions

1960	Mankato State	1993	Northern State, Minnesota Duluth
1961	Winona State	1994	Southwest Minnesota State
1962	Winona State	1995	Winona State
1963	Moorhead State, Winona State	1996	Southwest Minnesota State
1964	St. Cloud State	1997	Bemidji State
1965	St. Cloud State, Winona State	1998	Winona State
1966	Winona State	1999	Minnesota Duluth
1967	St. Cloud State	2000	Winona State
1968	Mankato State	2001	Winona State
1969	St. Cloud State	2002	Southwest Minnesota State **
1970*	St. Cloud State, Minnesota-Morris	2003	Wayne State, Concordia **
1971	St. Cloud State	2004	Wayne State **
1972	Winona State	2005	Wayne State **
1973	Winona State	2006	Wayne State
1974	Southwest Minnesota State	2007	Wayne State
1975	Winona State		
1976	St. Cloud State		
1977	Winona State		
1978	St. Cloud State		
1979	Mankato State		
1980	St. Cloud State		
1981	Mankato State		
1982	Bemidji State		
1983	Moorhead State		
1984	Winona State		
1985	Winona State		
1986	Winona State		
1987	Winona State		
1988	Winona State, Bemidji State		
1989	Winona State		
1990	Winona State		
1991	Winona State		
1992	Minnesota Duluth		

NSIC Tournament Champions

1996	Southwest Minnesota State
1997	Southwest Minnesota State
1998	Winona State
1999	Southwest Minnesota State
2000	Winona State
2001	Wayne State
2002	Southwest Minnesota State
2003	Wayne State, Concordia
2004	Wayne State
2005	Wayne State
2006	Wayne State
2007	Winona State

* SMSU joined the NSIC for baseball in 1970

** From 2002-05, the NSIC champion was determined by the NSIC tournament

SMSU in the NSIC Tournament

1996	@Winona, Minn.	2000	@Winona, Minn.	2004	@Wayne, Neb.
SMSU 15, Minn.-Duluth 10		SMSU 3, Wayne State 1		Wayne State 5, SMSU 1	
SMSU 2, Minn.-Morris 0		Winona State 7, SMSU 6		SMSU 6, Minn.-Duluth 1	
SMSU 16, Minn.-Morris 1		SMSU 14, Minn.-Duluth 13		Winona State 7, SMSU 2	
(NSIC Tournament Champs)		Winona State 10, SMSU 3		(3rd Place)	
		(2nd Place)			
1997	@Marshall, Minn.	2001	@Winona, Minn.	2005	@Wayne, Neb.
SMSU 24, Northern State 7		SMSU 10, Wayne State 8		SMSU 13, Concordia 9	
SMSU 16, Winona State 5		Winona State 6, SMSU 5		Wayne State 8, SMSU 4	
SMSU 3, Bemidji State 2		Wayne State 12, SMSU 5		SMSU 8, Winona State 7	
SMSU 24, Bemidji State 4		(3rd Place)		SMSU 2, Wayne State 0	
(NSIC Tournament Champs)				Wayne State 20, SMSU 2	
				(2nd Place)	
1998	@Bemidji, Minn.	2002	@Bemidji, Minn.	2006	@Wayne, Neb.
SMSU 10, Minn.-Morris 5		Winona State 22, SMSU 4		Wayne State 5, SMSU 1	
Minn.-Duluth 8, SMSU 0		SMSU 12, Bemidji State 8		SMSU 10, Winona State 8	
SMSU 15, Northern State 2		SMSU 6, Wayne State 5		Concordia 7, SMSU 4	
SMSU 16, Minn.-Morris 8		SMSU 7, Wayne State 6		(3rd Place)	
SMSU 9, Minn.-Duluth 1		(NSIC Champs)			
SMSU 10, Winona State 9					
Winona State 5, SMSU 3					
(2nd Place)					
1999	@Morris, Minn.	2003	@Duluth, Minn.	2007	@Wayne, Neb.
SMSU 1, Minn.-Duluth 0		Concordia 6, SMSU 1		Winona State 6, SMSU 5	
SMSU 10, Wayne State 9		Minn.-Duluth 5, SMSU 1		Wayne State 20, SMSU 7	
SMSU 3, Wayne State 2		(4th Place)		(4th Place)	
(NSIC Tournament Champs)					



2008 SOUTHWEST MINNESOTA STATE BASEBALL
2007 NSIC STATISTICS / AWARD WINNERS



NSIC Team Batting

•• NSIC games only ••

Team	AVG	G	AB	R	H	2B	3B	HR	RBI	TB	SLG%	BB	HBP	SO	GDP	OB%	SF	SH	SB-ATT	PO	A	E	FLD%
Wayne State	.375	30	869	295	326	74	14	31	265	521	.600	101	77	100	7	.473	18	38	42-49	627	258	31	.966
Upper Iowa	.355	29	887	238	315	72	9	22	215	471	.531	102	31	134	10	.435	9	11	45-56	609	227	36	.959
Concordia-St. Paul	.353	22	660	169	233	39	2	28	155	360	.545	56	23	116	4	.418	8	8	19-25	451	161	25	.961
SMSU	.349	24	711	185	248	43	1	19	164	350	.492	80	21	90	8	.424	11	14	29-40	503	231	22	.971
Winona State	.336	20	581	153	195	47	6	24	140	326	.561	66	27	105	1	.422	8	16	23-26	420	165	27	.956
Bemidji State	.306	29	834	162	255	49	7	20	149	378	.453	78	31	151	18	.382	9	13	24-35	593	250	37	.958
University of Mary	.297	20	575	117	171	38	9	23	103	296	.515	68	22	132	6	.391	3	4	17-26	408	162	23	.961
Northern State	.287	26	745	131	214	36	9	14	121	310	.416	70	11	149	3	.353	9	8	23-30	523	191	45	.941
Minnesota, Crookston	.174	28	683	55	119	15	3	4	40	152	.223	67	23	243	5	.269	3	9	8-17	540	209	103	.879

NSIC Team Pitching

•• NSIC games only ••

Team	ERA	W-L	G	CG	SHO/CBO	SV	IP	H	R	ER	BB	SO	2B	3B	HR	AB	B/Avg	WP	HBP	BK	SFA	SHA
Winona State	2.96	15-5	20	5	3/2	1	140.0	121	58	46	50	144	25	2	7	525	.230	11	15	1	4	5
Wayne State	3.62	25-5	30	6	5/3	4	209.0	194	90	84	73	215	35	4	10	796	.244	12	25	6	4	17
SMSU	4.13	17-7	24	4	3/1	6	167.2	185	105	77	79	120	37	5	7	636	.291	19	27	1	5	22
University of Mary	5.03	11-9	20	6	2/1	3	136.0	152	98	76	53	97	40	2	6	548	.277	16	17	0	5	11
Concordia-St. Paul	5.63	15-7	22	7	2/0	1	150.1	173	104	94	64	117	30	7	16	605	.286	11	18	1	6	12
Upper Iowa	7.14	18-11	29	8	0/0	1	203.0	272	189	161	73	157	47	4	39	851	.320	24	39	2	11	19
Bemidji State	7.24	7-22	29	6	0/0	0	197.2	303	204	159	58	140	59	3	31	857	.354	21	27	1	8	16
Northern State	8.83	6-20	26	8	0/0	1	174.1	257	218	171	99	121	55	11	22	752	.342	20	36	0	12	14
Minn, Crookston	16.65	0-28	28	4	0/0	0	180.0	415	439	333	139	109	84	22	47	975	.426	39	62	2	23	5

2007 NSIC Standings

	Conference			Overall			
	W	L	PCT	W	L	T	PCT
Wayne State	25	5	.833	37	16	0	.698
*Winona State	15	5	.750	29	15	0	.659
SMSU	17	7	.708	26	16	0	.619
Concordia	15	7	.682	30	3	0	.698
Upper Iowa	18	11	.621	29	21	0	.580
Mary	11	9	.550	16	21	0	.432
Bemidji State	7	22	.241	9	41	0	.180
Northern State	6	20	.231	12	36	0	.250
Minnesota-Crookston	0	28	.000	0	39	0	.000

won NSIC tournament championship

2007 NSIC Individual Statistics

Batting	Avg.	AB	Hits	R	HR	RBI
Dustin Jones, Wayne State	.470	100	47	47	6	34
Mitch Walser, Upper Iowa	.470	100	47	34	8	37
Greg Winegarden, Concordia	.435	62	27	20	0	18
Brenden Furrow, Concordia	.431	58	25	13	1	11
T.J. Johnson, Upper Iowa	.420	100	42	25	1	33

Pitching	ERA	W-L	INN	SO	CG	SHO
Bryan Ruff, Winona State	1.84	3-2	29.1	27	11	44
Justin Kunderman, Winona State	2.70	3-0	20.0	16	7	17
Michael Allen, Mary	3.07	4-1	29.1	27	14	16
Ronnie Sweeney, Upper Iowa	3.23	6-1	39.0	36	16	44
Mike Feldman, Mary	3.33	2-2	27.0	27	19	33

2007 All-Conference Team

NSIC Player of the Year: Ben Barrone, Winona State, Sr.,
NSIC Pitcher of the Year: Matt Borman, Concordia-St. Paul, Sr.
NSIC Newcomer of the Year: Mike Wendland, Winona State, Jr.
NSIC Freshman of the Year: Joe Wendte, Wayne State, Fr.
NSIC Coach of the Year: John Manganaro, Wayne State

First Team All-NSIC

Matt Borman	P	Sr.	Concordia-St. Paul	
Conner Bramley	P	Sr.	Wayne State	
Ronnie Sweeney	P	So.	Upper Iowa	
Bryan Ruff	P	Jr.	Winona State	
Brian Putnam	R-P	Jr.	Upper Iowa	
Ben Barrone	C	Sr.	Winona State	
Nate Koppi	1B	Sr	SMSU	
Jake Waldman	2B	Jr.	Concordia-St. Paul	
Adam Kampsen	3B	Jr.	Northern State	
Scott Bidroski	SS	Sr.	Wayne State	
Marc Manganaro	Utility	Jr.	Wayne State	
Dustin Jones	OF	Sr.	Wayne State	
Mitch Walser	OF	Sr.	Upper Iowa	
Matt Borman	OF	Sr.	Concordia-St. Paul	Andy
Judkins	OF	Sr.	Concordia-St. Paul	Alex
Koch	DH	So.	Wayne State	

SMSU Second Team All-NSIC Honorees

Lex Reinke	SS	Jr.	SMSU
Adam Schrader	P	RFr.	SMSU

2007 NSIC Leaders

Batting Average:	.470	Mitch Walser, Upper Iowa
Slugging Percentage:	.900	Dustin Jones, Wayne State
On Base Percentage:	.591	Ben Barrone, Winona State
Runs Scored:	47	Dustin Jones, Wayne State
Base Hits:	47	Mitch Walser, Upper Iowa
		Dustin Jones, Wayne State
Runs Batted In:	39	Scott Bidroski, Wayne State
Doubles:	13	Marc Manganaro, Wayne State
		Mitch Walser, Upper Iowa
Triples:	4	Adam Hoffman, Wayne State
Home Runs:	10	Matt Borman, Concordia-St. Paul
Total Bases:	88	Mitch Walser, Upper Iowa
Walks:	23	Nate Mendoza, Upper Iowa
At Bats:	107	Dan Berg, Upper Iowa
Stolen Bases:	14	Dustin Jones, Wayne State
ERA:	1.84	Bryan Ruff, Winona State
Innings Pitched:	39.0	Ronnie Sweeney, Upper Iowa
Strike Outs:	44	Bryan Ruff, Winona State
		Ronnie Sweeney, Upper Iowa
Wins:	6	Ronnie Sweeney, Upper Iowa
		John Snyder, Wayne State
Saves:	4	Arron Olson, SW Minnesota State
Appearances:	13	Lincoln Messner, Minnesota, Crookston
Complete Games:	3	Five players tied
Shutouts:	1	Eight players tied



2008 SOUTHWEST MINNESOTA STATE BASEBALL
NSIC YEARLY AWARD WINNERS/ SEASON LEADERS



Player of the Year

1996 Kory Kickul (3B/DH), SMSU
 1997 Joe Burgess (OF), Bemidji State
 1998 Aaron Braund (3B), Winona State
 1999 Matt Joesting (DH), Minn.-Duluth
 2000 Travis Zick (1B), Winona State
2001 Matt Tiggas (3B), SMSU
 2002 Nate Olson (2B), Bemidji State
 2003 Tim Battaglia (OF/P), Minn.-Duluth
 2004 Deacon Burns (OF), Northern State
 Tim Richt (1B), Wayne State
2005 Colby Pack (3B), SMSU
 2006 Joe Magee (OF), Winona State
 2007 Ben Barrone (C), Winona State

Pitcher of the Year

1995 Chris Pack, SMSU
 1996 Not Awarded
 1997 Joe Burgess, Bemidji State
 1998 Chris Swiatkiewicz, Minn.-Duluth
 1999 Chris Swiatkiewicz, Minn.-Duluth
 2000 Brady Borner, Wayne State
 2001 Brady Borner, Wayne State
2002 Pat O'Brien, SMSU
 2003 Travis McCarter, Wayne State
 2004 Nate Miller, Wayne State
 2005 Nick Schumacher, Wayne State
 2006 Travis Mortimore, Wayne State
 2007 Matt Borman, Concordia

Newcomer of the Year

2001 Mike Negen, SMSU
 2002 Joe Korneta, Minnesota-Duluth
 2003 Matt Borman, Concordia
 2004 Jon Schemmel, Concordia
 2005 Brian VanDriel, Wayne State
 2006 Ben Barrone, Winona State
 2007 Mike Wendland, Winona State

Coach of the Year

1996 Jim Denevan, SMSU
 1997 Jim Grimm, Bemidji State
 1998 Gary Grob, Winona State
 1999 Scott Hanna, Minnesota-Duluth
 2000 Gary Grob, Winona State
 2001 John Manganaro, Wayne State
 2002 Jim Grimm, Bemidji State
 2003 Scott Hanna, Minnesota-Duluth
 2004 Kyle Poock, Winona State
 2005 Mark McKenzie, Concordia
 2006 John Manganaro, Wayne State
 2007 John Manganaro, Wayne State

Batting Champion

1966 Dave Provo, St. Cloud State, .429
 1967 Randy Connor, Mankato State, .438
 1968 Mike Dewyre, Winona State, .481
 1969 Dick McNary, Winona State, .385
 1970 Dennis Lorsung, St. Cloud State, .435
 Todd Spencer, Winona State, .435
 1971 Steve Fuchs, St. Cloud State, .574
 1972 Dick McNary, Winona State, .444
 1973 Jeff Ross, Winona State, .444

1974 Jeff Youngbauer, Winona State, .457
 1975 Paul Seaton, Minnesota-Morris, .468
 1975 John Wilkins, Mankato State, .468
 1976 Howie Strey, Winona State, .436
 1977 Howard Bremmer, Bemidji State, .484
 1978 Steve Weber, Mankato State, .380
 1979 Bob Hegman, St. Cloud State, .469
 1980 Mike Carroll, Mankato State, .508
 1981 Kelly Trautmann, Moorhead, .538
 1981 Shane Pribyl, Minnesota-Morris, .538
 1982 Tim Riedl, Winona State, .479
 1983 Brian Becker, Minn.-Morris, .460
 1984 Kent Gaustad, Winona State, .512
 1985 Jon Kohls, Southwest State, .545
 1986 Tim Vieth, Minnesota-Morris, .500
 1987 Keith Eisenmenger, Bemidji State, .542
 1988 Scott Wanshura, Winona State, .590
 1989 Jeff Kaldor, Minn.-Duluth, .455
 1990 Bob Bernier, Winona State, .467
 1991 Jeremy Kendall, Winona State, .417
 1992 Geoff Grausnick, Bemidji State, .448
 1993 Craig Frericks, Minn.-Duluth, .450
1994 Jon Deming, SMSU, .480
 1995 Jeff Wallace, Minnesota-Duluth, .479
 1996 Mike Newman, Northern State, .490
 1997 Matt Joesting, Minn.-Duluth, .550
 1998 Mike Welch, Winona State, .500
 1999 Ryan Skubic, Minnesota-Duluth, .450
 2000 Travis Zick, Winona State, .571
 2001 Eric Fitch, Wayne State, .477
 2002 Joe Korneta, Minnesota-Duluth, .526
 2003 Tim Battaglia, Minn.-Duluth, .517
 2004 Deacon Burns, Northern State, .495
2005 Colby Pack, SMSU, .467
 2006 Alex Kubal, Concordia, .492
 2007 Dustin Jones, Wayne State, .470
 Mitch Walsler, Upper Iowa, .470

Home Run Champion

1966 Several Tied, 3
 1967 Pat Boland, Winona State, 4
 Stan Peichel, Mankato State, 4
 1968 Rick Decker, Minnesota-Morris, 3
 1968 Dale Mettenberg, Minn.-Morris, 3
 1969 Mike Berg, MSU Moorhead, 6
 1970 Todd Spencer, Winona State, 6
 1971 Several Tied, 3
 1972 Several Tied, 2
 1973 Tad Bothwell, Winona State, 5
 1974 Jerry Huettl, Winona State, 5
 Jerry Siljendahl, Minnesota-Morris, 5
 1975 Jim Anderson, MSU Moorhead, 3
 1976 Several Tied, 4
 1977 Warren Mertens, Bemidji State, 7
 1978 Bryan Boelter, Winona State, 5
1979 Ron Johnson, SMSU, 5
 Gene Glynn, Mankato State, 5
 1980 Kurt Heinbegner, Winona State, 5
 Rich Zimney, Northern State, 5
 1981 Kelly Trautmann, MSU Moorhead, 5
 1982 Brian Becker, Minnesota-Morris, 7
 1983 Dennis Sundlie, MSU Moorhead, 5
1984 Rich Rhinesmith, SMSU, 6
 1985 Dan Stier, Northern State, 6
 1986 Several Tied, 3
 1987 Several Tied, 4
 1988 Mike Pietz, Northern State, 10
 1989 Jeff Richmond, Northern State, 6
 1990 Dennis Angellotti, Minn.-Duluth, 6
1991 Jeff Jonckowski, SMSU, 4
1992 Clark Corbin, SMSU, 5
 1993 Chad Christensen, Northern State, 3
1994 Chad Hess, SMSU, 7
1995 Kory Kickul, SMSU, 6
1996 Kory Kickul, SMSU, 9
 1997 Joe Burgess, Bemidji State, 6
 1998 Aaron Braund, Winona State, 10
 1999 Brian Zimmerman, Wayne State, 6
2000 Travis Irwin, SMSU, 6
Joe Westphal, SMSU, 6
 Brian Zimmerman, Wayne State, 6
2001 Matt Tiggas, SMSU, 7
 2002 Kyle Butt, Winona State, 11
 2003 Brian Foy, Wayne State, 7
 Matt Borman, Concordia, 7
 Tim Battaglia, Minn.-Duluth, 7
 Deacon Burns, Northern State, 7
 2004 Deacon Burns, Northern State, 13
 Tim Richt, Wayne State, 13
 2005 Joe Korneta, Winona State, 9
 2006 Erik Quarberg, Concordia, 10
 2007 Matt Borman, Concordia, 10

RBI Champion

1966 Steve Peichel, Mankato State, 11
 Dave Provo, St. Cloud State, 11
 1967 Charles Witcher, St. Cloud State, 15
 1968 Jerry Terrell, Mankato State, 13
 1969 Mike Berg, MSU Moorhead, 15
 1970 Mike Berg, MSU Moorhead, 18
 1971 Steve Fuchs, St. Cloud State, 18
 1972 Mike Stoullil, St. Cloud State, 14
 1973 Tad Bothwell, Winona State, 14
 1974 Jerry Siljendahl, Minn.-Morris, 17
 1975 Mike Stoullil, St. Cloud State, 15
1976 Perry Mettling, SMSU, 16
 Jeff Fleck, Winona State, 16
 1977 Ron Lench, Winona State, 22
 1978 Steve Weber, Mankato State, 28
 1979 Gerald Rohl, Winona State, 17
 1980 Joel Lepel, Mankato State, 20
 1981 Kelly Trautmann, MSU Moorhead, 22
 1982 Brian Becker, Minnesota-Morris, 28
 1983 Brian McAreavy, Winona State, 17
 1984 Dan Walseth, Winona State, 26
 1985 Warren Sbragia, Winona State, 29
 1986 Duane Vike, Winona State, 16
1987 Rich Rhinesmith, SMSU, 27
 1988 Scott Wanshura, Winona State, 36
 1989 Jeff Kaldor, Minnesota-Duluth, 20
 1990 Mike Petrich, Minnesota-Duluth, 25
 1991 Mike Guckeen, Winona State, 15
1992 Clark Corbin, SMSU, 20
 1993 Chris Gove, Winona State, 20
1994 Chad Hess, SMSU, 26
1995 Kory Kickul, SMSU, 24

1996 Kory Kickul, SMSU, 31
 1997 Joe Burgess, Bemidji State, 19
 1998 Aaron Braund, Winona State, 33
 1999 Matt Joesting, Minnesota-Duluth, 30
2000 Joe Westphal, SMSU, 19
Travis Irwin, SMSU, 19
 Jason Mix, Minnesota-Morris, 19
2001 Matt Tiggas, SMSU, 24
2002 Travis Irwin, SMSU, 37
 2003 Tim Battaglia, Minnesota-Duluth, 34
 2004 Tim Richt, Wayne State, 40
 2005 Joe Korneta, Winona State, 29
 2006 Erik Quarberg, Concordia, 28
 2007 Scott Bidroski, Wayne State, 39

Earned Run Average Champion

1966 Curt Walvatne, MSU Moorhead, 1.57
 1967 Jack Peterson, St. Cloud State, 0.64
 1968 Doug Grueing, St. Cloud State, 0.86
 1969 Greg Langevin, Mankato State, 0.00
 1970 Greg Starns, Minnesota-Morris, 0.23
 1971 Greg Thayer, St. Cloud State, 0.86
 1972 Terry Brecht, Winona State, 0.49
 1973 Terry Brecht, Winona State, 1.46
 1974 Warren Mertens, Bemidji State, 0.64
 1975 Jeff Kroschel, Winona State, 0.32
 1976 Tom Regouski, St. Cloud State, 0.75
 1977 Mike Case, Winona State, 0.86
 1978 Dan Hoefs, Minnesota-Morris, 1.01
 1979 Jim Hahn, Mankato State, 0.51
 1980 Pete Franz, Minnesota-Duluth, 1.93
 1981 Brent Wohlers, Mankato State, 1.24
 1982 Wally Axelson, MSU Moorhead, 1.13
 1983 Rick Hill, MSU Moorhead, 1.29
 1984 Ted Benson, Winona State, 0.51
 1985 Dan Stier, Northern State, 1.91
 1986 Ray Miles, Minnesota-Duluth, 1.07
 1987 Brian Zadro, Minnesota-Duluth, 2.04
 1988 Shawn Erickson, Bemidji State, 2.08
 1989 Dennis Karp, Minnesota-Duluth, 1.45
 1990 Kevin Brown, Winona State, 1.29
 1991 Kevin Vincent, Winona State, 0.32
 1992 Mike Lenarz, Minnesota-Duluth, 1.73
1993 Tim Knapper, SMSU, 1.30
1994 Tim Lieser, SMSU, 1.50
1995 Chris Pack, SMSU, 1.23
 1996 Chris Stenzel, Minnesota-Morris, 1.09
 1997 John Broda, Bemidji State, 1.32
 1998 Andy Weidl, Winona State, 0.56
 1999 Chris Swiatkiewicz, Minn.-Duluth, 1.11
 2000 Brady Borner, Wayne State, 1.55
 2001 Dan Weinkauff, Winona State, 0.33
2002 Pat O'Brien, SMSU, 2.20
 2003 Travis McCarter, Wayne State, 0.58
 2004 Brandon Hellenbrand, Winona State, 0.91
 2005 Geoff Bray, Concordia, 2.18
 2006 Travis Mortimore, Wayne State, 0.68
 2007 Bryan Ruff, Winona State, 1.84



2008 SOUTHWEST MINNESOTA STATE BASEBALL
NSIC RECORDS / SMSU TEAM AWARDS



NSIC Individual Season Records

BATTING AVG:	.590	Scott Wanshura, Winona State (1988)
SLUGGING PCT:	1.085	Brian Foy, Wayne State (2003)
ON BASE PCT:	.600	Ben Woodford, Bemidji State (2001)
RUNS SCORED:	47	Dustin Jones, Wayne State (2007)
BASE HITS:	47	Dustin Jones, Wayne State (2007) Mitch Walsler, Upper Iowa (2007)
RUNS BATTED IN:	40	Tim Richt, Wayne State (2004)
DOUBLES:	15	Nick Rohne, SMSU (2004)
	15	Ben Albury, Wayne State (2006)
TRIPLES:	5	Ben Vazquez, Winona State (2004)
HOME RUNS:	13	Deacon Burns, Northern State (2004)
	13	Tim Richt, Wayne State (2004)
TOTAL BASES:	91	Deacon Burns, Northern State (2004)
	91	Tim Richt, Wayne State (2004)
WALKS:	23	Mitch Mendoz, Upper Iowa (2007)
STOLEN BASES:	17	Blaine Schnaible, SMSU (1987)
	17	Gene Glynn, Mankato State (1978)
AT BATS:	107	Dan Berg, Upper Iowa (2007)
ERA (Min. 20 IP):	0.33	Dan Weinkauf, Winona State (2001)
INNINGS PITCHED:	48.2	Chris Swiatkiewicz, Minnesota-Duluth (1999)
STRIKEOUTS:	75	Chris Swiatkiewicz, Minnesota-Duluth (1999)
WINS:	7	Chris Swiatkiewicz, Minnesota-Duluth (1999)
SAVES:	5	Mat O'Brien, Winona State (1999)
APPEARANCES:	13	Lincoln Messner, Minn., Crookston (2007)

NSIC Team Season Records

BATTING AVG:	.413	Winona State (1984)
SLUGGING PCT:	.651	SMSU (2001)
ON BASE PCT:	.476	Wayne State (2005)
RUNS SCORED:	295	Wayne State (2007)
BASE HITS:	326	Wayne State (2007)
RUNS BATTED IN:	265	Wayne State (2007)
DOUBLES:	74	Wayne State (2007)
TRIPLES:	14	Wayne State (2007) & Winona State (2000)
HOME RUNS:	40	SMSU (2004)
TOTAL BASES:	521	Wayne State (2007)
AT BATS:	887	Upper Iowa (2007)
WALKS:	113	Winona State (2004)
STOLEN BASES:	62	Mankato State (1978)
EARNED RUN AVG:	1.11	Winona State (1985)
INNINGS PITCHED:	209.0	Wayne State (2007)
STRIKEOUTS:	215	Wayne State (2007)
SAVES:	7	Wayne State (2006)
	7	Winona State (2004)
WINS:	25	Wayne State (2007)
LOSSES:	28	Minnesota, Crookston (2007)
WINNING STREAK:	29	Wayne State (2005-2006)
LOSING STREAK:	42	Minnesota, Crookston (2006-present)

Southwest Minnesota State Team Award Winners

<u>Most Valuable Player</u>	<u>Best Pitcher</u>	<u>Best Defense</u>	<u>Most Inspirational</u>
1971 - Jon Haapajoki	1971 - John Siem	1971 - Dave Hauer	1971 - Tom Theis
1972 - Dave Hauer	1972 - Joe Driscoll	1972 - Dave Hauer	1972 - Darrel Wiener
1973 - Darrel Wiener	1973 - Dean Champine	1973 - Dave Hauer	1973 - Mike Barry
1974 - Mike Barry	1974 - Doug Dobmeier	1974 - Dave Hauer	1974 - Joe Driscoll
1975 - Lionel Bolden	1975 - Doug Dobmeier	1974 - Dave Hauer	1975 - Brad Engebretson
1976 - Steve Hage	1976 - Doug Dobmeier	1975 - Brad Engebretson	1976 - Brad Engebretson
1977 - Dave Kuhlman	1977 - Brian Boe	1976 - Brad Engebretson	1977 - Larry Gilbertson
1978 - Sam Galbraith	1978 - Larry Gilbertson	1977 - Dave Kuhlman	1978 - Mark Eischens
1979 - Curt Strasheim	1979 - Pat Bushard	1978 - Denny Daniels	1979 - Leon Stugglemeyer
1980 - Curt Strasheim	1980 - Pat Bushard	1979 - Jim Peterson	1980 - Joe Dittrich
1981 - Curt Strasheim	1981 - Mike Gangelhoff	1980 - Curt Strasheim	1981 - Jeff Brown
1982 - Brad Skoglund	1982 - Scott Verkinderen	1981 - Mark Anshus	1982 - Dale Studer
1983 - Dan Lee	1983 - Steve Jones	1982 - Brad Skoglund	1983 - Rick Kramer
1984 - Gary Schleper	1983 - Tom Miller	1983 - Jeff Stoll	1984 - Rich Rhinesmith
1985 - Rick Leslie	1984 - Mike Tobin	1984 - Gary Percy	1985 - Rich Rhinesmith
1986 - Mike Tobin	1985 - Keith Heinrichs	1985 - Gary Percy	1986 - Rich Rhinesmith
1987 - Rich Rhinesmith	1985 - Chuck Vien	1986 - Gary Percy	1987 - Rich Rhinesmith
1988 - Blaine Schnaible	1986 - Mike Tobin	1987 - Tom Schleper	1988 - Adrian Hebig
1989 - Jason Fischer	1987 - Gary Schleper	1988 - Tom Schleper	1989 - Brad Mathiowetz
1990 - Jason Fischer	1987 - Kirk Vergin	1989 - Blaine Schnaible	Brian Mathiowetz
1991 - Jeff Jonckowski	1988 - Chuck Schmid	1990 - Darrin Schmidt	1990 - Brad Mathiowetz
1992 - Jeff Asche	1989 - Earl Rich	1991 - Jeff Asche	Brian Mathiowetz
1993 - Tim Knapper	1990 - Chuck Schmid	1992 - Kevin Britt	1991 - Jeff Wetzel
1994 - Chad Hess	1991 - Brian Gruber	1993 - Mike Beier	1992 - Brett Linbo
1995 - Kevin Britt	1992 - Mike Adelman	1994 - Kent Myers	1993 - Brett Linbo
Kory Kickul	1993 - Mike Adelman	1995 - Kevin Britt	1994 - Mike Beier
1996 - Kory Kickul	1994 - Tim Lieser	1996 - Chris Brown	1995 - Chris Brown
1997 - Chad Funk	1995 - Chris Pack	1997 - Chad Funk	1996 - Jed Hammell
1998 - Mark Lickfelt	1996 - Chris Pack	1998 - Mark Lickfelt	1997 - Chad Hess
1999 - Brad Stromdahl	1997 - Al Rahe	1999 - Jeremy Werner	1998 - Scott Biniek
2000 - Rob Bruner	1998 - Chris Pack	2000 - Brad Stromdahl	1999 - Jed Hammell
2001 - Matt Tiggas	1999 - Jeremy Hebl	2001 - Ryan Krueger	2000 - B.J. Richter
2002 - T.J. Schmidt	2000 - Jeremy Hebl	2002 - Tyler Hess	2001 - Matt Hanson
2003 - Craig Braaten	2001 - Mike Negen	2003 - Derrick Jenniges	2002 - Jacob Swartout
2004 - Colby Pack	2002 - Pat O'Brien	2004 - Brendan Rokke	2003 - John Petersen
2005 - Colby Pack	2003 - Ryan Morse	2005 - Nick Rohne	2004 - Derek Rignell
2006 - Colby Pack	2004 - Jason Roepke	2006 - Derek Rignell	2005 - Derek Rignell
2007 - Nathan Koppi	2005 - Ryan Morse	2007 - Ryan Norman	2006 - Bryan Nikkel
	2006 - John Goneau	2007 - Greg Laughlin	2007 - Bryan Nikkel
	2007 - Aaron Lindstrom		



SMSU'S NSIC YEARLY LEADERS / PLAYERS OF THE WEEK

SMSU's NSIC Individual Leaders

Batting Average		
1985	- Jon Kohls	.545
1994	- Jon Deming	.480
2005	- Colby Pack	.467

Hits		
1976	- Steve Hage	24
1984	- Scott Jones	24
1992	- Jeff Deming	22
1994	- Jon Deming	24
1997	- Chad Funk	24
2001	- Matt Tiggas	24
2002	- Chris Monaco	**38
2003	- Jeff Groebner	32

Home Runs		
1984	- Rich Rhinesmith	6
1986	- Rich Rhinesmith	3
	- Gary Schleper	3
1987	- Bryce Boelter	4
1991	- Jeff Jonckowski	4
1992	- Clark Corbin	5
1994	- Chad Hess	7
1995	- Kory Kickul	6
1996	- Kory Kickul	9
2000	- Travis Irwin	6
	- Joe Westphal	6
2001	- Matt Tiggas	7

Doubles		
1987	- Gary Schleper	8
1991	- Jody Beltz	4
1993	- Tim Knapper	10
2001	- Ryan Dalum	10
2002	- Chris Monaco	12
2004	- Nick Rohne	**15

Triples		
1973	- Lionel Bolden	2
1994	- Kevin Britt	2
1997	- Mark Lickfelt	3
2006	- Ryan Norman	4

Runs Scored		
1976	- Steve Hage	19
1987	- Blaine Schnaible	23
1994	- Jon Deming	21
1995	- Chris Brown	19
1996	- Kory Kickul	24
1997	- Mark Lickfelt	19
2001	- Ryan Dalum	23
2002	- Travis Irwin	31

Total Bases		
1984	- Scott Jones	48
1993	- Tim Knapper	36
1994	- Chad Hess	26
1996	- Kory Kickul	61
2000	- Travis Irwin	44
2001	- Matt Tiggas	51
2002	- Travis Irwin	**75
2005	- Colby Pack	64

Slugging Pct.		
2001	- Matt Tiggas	1.000
	- Ryan Dalum	1.000

Stolen Bases		
1987	- Blaine Schnaible	**17
1988	- Adrian Hebig	12
1995	- Chris Brown	10

1997	- Mark Lickfelt	10
	- Chad Funk	11
2000	- Rob Bruner	7

RBI		
1976	- Perry Mettling	16
1987	- Rich Rhinesmith	27
1992	- Clark Corbin	20
1994	- Chad Hess	26
1995	- Kory Kickul	24
1996	- Kory Kickul	31
2000	- Travis Irwin	19
	- Joe Westphal	19
2001	- Matt Tiggas	24
2002	- Travis Irwin	**37

Earned Run Average		
1993	- Tim Knapper	1.30
1994	- Tim Lieser	1.50
1995	- Chris Pack	1.23
2002	- Pat O'Brien	2.20

Pitching Wins		
1986	- Mike Tobin	3
1995	- Chris Pack	4
1996	- Chris Pack	4
	- Al Rahe	4
2000	- Jon Kuelz	4
2001	- Marc Craigmile	4
2002	- Pat O'Brien	5

Pitching Saves		
2000	- B.J. Richter	4
2001	- Robert Weaver	2

Pitching Appearances		
1979	- Pat Bushard	8
1996	- Chris Pack	6
	- Steve Brigger	6
2000	- B.J. Richter	**12
2001	- Mike Negen	5
	- Marc Craigmile	5
2002	- Cody Cotton	10

Strikeouts Pitched		
1995	- Chris Pack	29
2002	- Pat O'Brien	40
2004	- Ryan Morse	49
2005	- Ryan Morse	38

Complete Games		
1984	- Mike Tobin	5
1986	- Bill Heller	4
1990	- Chuck Schmid	5
1995	- Chris Pack	5
1996	- Chris Pack	4

Innings Pitched		
1981	- Mike Gangelhoff	33.1
1984	- Mike Tobin	34.0
1993	- Mike Adelman	38.1
1995	- Chris Pack	36.2

SMSU's NSIC Team Leaders

Batting Average		
1992	- SMSU	.311
1993	- SMSU	.320
1996	- SMSU	.311
2001	- SMSU	.376
2003	- SMSU	.369

Hits		
1993	- SMSU	127
2001	- SMSU	168
2002	- SMSU	245
2003	- SMSU	242

Home Runs		
1984	- SMSU	23
1986	- SMSU	11
1987	- SMSU	13
1992	- SMSU	14
1996	- SMSU	24
1999	- SMSU	15
2000	- SMSU	20
2001	- SMSU	28
2004	- SMSU	**40

Doubles		
1984	- SMSU	32
1987	- SMSU	29
1992	- SMSU	31
2001	- SMSU	35
2002	- SMSU	**56
2003	- SMSU	55

Triples		
1994	- SMSU	4

Runs Scored		
1994	- SMSU	115
1995	- SMSU	119
1996	- SMSU	124
2001	- SMSU	146
2002	- SMSU	189
2003	- SMSU	207

Total Bases		
1992	- SMSU	226
2001	- SMSU	291
2002	- SMSU	385
2003	- SMSU	354

Stolen Bases		
2003	- SMSU	40

RBI		
1991	- SMSU	66
1996	- SMSU	112
2001	- SMSU	133
2003	- SMSU	182

Slugging Pct.		
2001	- SMSU	**651

Complete Games		
1979	- SMSU	5
1981	- SMSU	9

Strikeouts Pitched		
2002	- SMSU	144

Earned Run Average		
1996	- SMSU	2.90
1999	- SMSU	2.71

Fielding Pct.		
2007	- SMSU	.971

** indicates NSIC Record

NSIC Players of the Week

1984	- Mike Tobin, April 17
	- Gary Schleper, April 24
1986	- Rich Rhinesmith, April 21
	- Mike Tobin, April 28
1987	- Rich Rhinesmith, May 5
1990	- Troy Jurgenson (O), April 16
	- Chuck Schmid (P), April 23
1991	- Chuck Schmid (P), April 9
1993	- Mike Adelman (P), April 13
	- Tim Knapper (O), April 20
	- Tim Knapper (P), April 20
	- Tim Knapper (O), April 27
1994	- Mike Beier (P), April 18
	- Chad Hess (O), April 25
1995	- Steve Brigger (P), April 25
	- Chris Pack (P), May 2
	- Kory Kickul (O), May 9
	- Chris Pack (P), May 9
1996	- Kory Kickul (O), n/a
	- Kory Kickul (O), n/a
1997	- Chad Funk (O), April 15
1998	- Kevin Schmitz (P), May 5
1999	- Jeremy Hebl (P), March 30
	- Tyler Hess (O), April 12
	- Jeremy Hebl (P), April 19
	- Tyler Hess (O), May 11
	- Jeremy Hebl (P), May 11
2000	- B.J. Richter (P), March 23
	- Matt Tiggas (O), March 30
	- Tyler Hess (O), April 18
	- Travis Irwin (O), May 12
2001	- Mike Negen (P), April 16
	- Matt Tiggas (O), April 16
	- Ryan Dalum (O), April 16
	- Marc Craigmile (P), May 2
2002	- Jacob Swartout (O), March 19
	- Travis Irwin (O), April 23
	- Pat O'Brien (P), May 7
2003	- Cody Cotton (P), March 18
	- Ryan Morse (P), April 1
	- Travis Irwin (O), April 7
2004	- Pat O'Brien (P), March 16
	- Pat O'Brien (P), March 22
	- Nathan Koppi (O), March 22
	- Craig Braaten (O), March 30
	- Colby Pack (O), April 5
	- Derek Rignell (O), April 12
	- Pat O'Brien (P), April 20
2005	- Ryan Morse (P), March 21
	- Ryan Morse (P), April 4
	- Derek Rignell (O), April 11
	- Nathan Koppi (O), May 2
	- Colby Pack (O), May 9
2006	- John Goneau (P), March 20
	- John Goneau (P), April 11
	- Billy Spieker (P), May 1
	- Colby Pack (O), May 1
	- Ryan Norman (O), May 8
2007	- Adam Schrader (P), March 6
	- Adam Schrader (P), March 26

(O) = Offensive Player of the Week
(P) = Pitcher of the Week
note, not all records could be found



GAME-BY-GAME RESULTS

1970 (0-19)

Willmar CC	L 2-3
Willmar CC	L 5-7
Winona State	L 0-5
Winona State	L 0-6
Winona State	L 2-3
St. Cloud State	L 0-5
St. Cloud State	L 3-6
St. Cloud State	L 7-14
Moorhead State	L 5-10
Moorhead State	L 2-14
Moorhead State	L 3-7
South Dakota State	L 2-14
South Dakota State	L 4-15
Bemidji State	L 5-17
Bemidji State	L 6-10
Bemidji State	L 3-9
Minnesota-Morris	L 1-6
Minnesota-Morris	L 0-1
Minnesota-Morris	L 2-9

1971 (8-24, 1-14 NIC)

Phillips (OK)	L 2-4
Phillips (OK)	L 2-12
Central Oklahoma	L 3-5
Central Oklahoma	L 2-10
Oklahoma Baptist	L 4-7
Oklahoma Baptist	L 1-28
Central Oklahoma	L 2-11
Central Oklahoma	L 0-9
Willmar CC	W 23-22
Lea College	W 6-3
Lea College	W 9-3
*Minnesota-Morris	L 12-15
*Minnesota-Morris	L 0-4
*Minnesota-Morris	L 4-6
*Winona State	L 7-10
*Winona State	L 4-8
*Winona State	L 3-9
*St. Cloud State	L 2-5
*St. Cloud State	L 1-5
*St. Cloud State	L 1-4
Lea College	L 4-7
Lea College	W 7-2
Dakota State (SD)	L 10-11
Dakota State (SD)	W 5-2
*Moorhead State	L 4-18
*Moorhead State	L 2-3
*Moorhead State	L 3-10
Macalester	W 7-0
Macalester	W 6-5
*Bemidji State	W 9-8
*Bemidji State	L 11-14
*Bemidji State	L 6-7

* NIC game

Final NIC Standings

	W-L	Pct.
1. St. Cloud State	12-3	.800
2. Winona State	11-4	.733
3. Minnesota-Morris	9-5	.643
4. Bemidji State	6-9	.400
5. Moorhead State	5-9	.357
6. SMSU	1-14	.067

1972 (17-18-1, 5-10)

Emporia State (KS)	L 1-13
Emporia State (KS)	L 6-11
Fort Hays State (KS)	L 3-4
Fort Hays State (KS)	W 4-1
Texas Wesleyan	L 0-21
Texas Wesleyan	L 0-5
Texas Lutheran	L 0-5
Texas Lutheran	L 1-4
St. Mary's (TX)	W 4-2
St. Mary's (TX)	W 5-2
Westmar (IA)	W 3-1
Westmar (IA)	W 11-3
Macalester	T 6-6
*St. Cloud State	L 1-4
*St. Cloud State	W 5-3
*St. Cloud State	L 3-15
Dakota State (SD)	W 3-1
Dakota State (SD)	W 7-6
Sioux Falls (SD)	W 15-2
Sioux Falls (SD)	W 7-1
*Moorhead State	L 3-8
*Moorhead State	W 3-1
*Moorhead State	W 10-4
Huron (SD)	W 8-2
Huron (SD)	W 13-10
*Bemidji State	W 6-2
*Bemidji State	L 0-4
*Bemidji State	L 2-7
*Winona State	L 2-3
*Winona State	L 1-3
*Winona State	L 1-2
Lea College	W 11-1
Lea College	L 2-9
*Minnesota-Morris	L 0-5
*Minnesota-Morris	W 8-4
*Minnesota-Morris	L 6-11
* NIC game	

Final NIC Standings

	W-L	Pct.
1. Winona State	12-3	.800
2. St. Cloud State	11-4	.733
3. Moorhead State	6-6	.500
4. Bemidji State	4-7	.364
5. SMSU	5-10	.333
6. Minnesota-Morris	3-11	.214

1973 (18-15, 8-7)

Southwestern (TX)	W 8-0
Southwestern (TX)	W 7-3
Texas Wesleyan	L 4-7
Texas Wesleyan	L 3-14
\$Texas Wesleyan	L 0-4
\$Nebraska-Kearney	W 5-4
\$Fort Hays St. (KS)	L 3-4
\$Fort Hays St. (KS)	L 4-14
\$Plano (TX)	W 4-2
\$Plano (TX)	W 9-7
Westmar (IA)	W 7-1
Westmar (IA)	W 16-5
Dakota State (SD)	W 6-5
Dakota State (SD)	L 1-6
*Bemidji State	W 16-14
*Bemidji State	L 10-18
*Bemidji State	W 10-3
Mankato State	L 9-13
Mankato State	L 1-10
*Winona State	L 0-9
*Winona State	L 6-7
*Winona State	L 0-6
South Dakota State	W 4-1
South Dakota State	W 10-3
*Moorhead State	L 0-3
*Moorhead State	W 1-0
*Moorhead State	W 5-2
*St. Cloud State	L 2-3
*St. Cloud State	W 3-2
*St. Cloud State	L 1-6
*Minnesota-Morris	W 9-6
*Minnesota-Morris	W 6-1
*Minnesota-Morris	W 4-0
\$ Texas Wesleyan Tournament	
* NIC game	

Final NIC Standings

	W-L	Pct.
1. Winona State	14-1	.933
2. SMSU	8-7	.533
2. Bemidji State	8-7	.533
2. St. Cloud State	8-7	.533
5. Moorhead State	4-11	.267
6. Minnesota-Morris	3-12	.200

1974 (23-16, 10-4)

NIC CHAMPIONS
NAIA DISTRICT CHAMPIONS

Southwestern (TX)	W 8-0
Plano (TX)	W 6-1
Plano (TX)	L 2-5
Texas Wesleyan	L 3-4
Dallas (TX)	L 7-11
\$Texas Wesleyan	L 8-11
\$Plano (TX)	L 1-5
\$Wayne State (NE)	W 5-1
\$Missouri-St. Louis	W 6-4
\$Texas Wesleyan	W 7-6
\$John Brown (AR)	L 0-1
Dakota State (SD)	W 9-0
Dakota State (SD)	W 5-1
Morningside (IA)	W 3-2
Morningside (IA)	W 6-3
*St. Cloud State	W 3-2
*St. Cloud State	L 4-5
*St. Cloud State	W 7-4
Mankato State	L 9-10
Mankato State	L 1-5
*Moorhead State	W 2-1
*Moorhead State	W 6-2
*Moorhead State	W 2-1
South Dakota State	L 1-3
South Dakota State	W 6-3
*Bemidji State	L 0-1
*Bemidji State	W 8-2
*Bemidji State	L 2-3
*Winona State	L 10-12
*Winona State	W 7-4
*Winona State	W 4-2
*Minnesota-Morris	W 13-1
*Minnesota-Morris	W 11-6
%St. John's	L 1-2
%St. John's	W 1-0
%St. John's	W 1-0
&Buena Vista (IA)	L 1-9
&Missouri Western State	W 10-4
&Buena Vista (IA)	W 8-5
&Wisconsin-Oskosh	L 8-10
\$ Texas Wesleyan Tournament	
* NIC game	
% NAIA District Tournament	
& NAIA Regional Tournament	

Final NIC Standings

	W-L	Pct.
1. SMSU	10-4	.714
2. Winona State	8-4	.667
3. St. Cloud State	9-5	.643
4. Bemidji State	5-7	.408
5. Minnesota-Morris	4-10	.400
6. Moorhead State	2-8	.200



2008 SOUTHWEST MINNESOTA STATE BASEBALL
GAME-BY-GAME RESULTS



1975 (7-14, 4-6)

Southwestern (TX)	W 8-0
Texas Wesleyan	L 2-8
Texas Wesleyan	L 5-17
Texas Wesleyan	L 1-8
Texas Wesleyan	W 13-6
Plano (TX)	L 3-7
Plano (TX)	L 3-6
Bishop (TX)	L 2-3
Plano (TX)	L 4-5
Plano (TX)	L 3-7
*Bemidji State	W 4-0
*Moorhead State	L 0-1
*Moorhead State	L 2-3
*Moorhead State	W 6-1
Huron (SD)	W N/A
Huron (SD)	W N/A
*St. Cloud State	L 2-3
*St. Cloud State	L 8-9
*St. Cloud State	W 2-1
*Minnesota-Morris	W N/A
*Minnesota-Morris	L N/A
*Minnesota-Morris	L N/A

* NIC game

Final NIC Standings

	W-L	Pct.
1. Winona State	8-3	.728
2. St. Cloud State	10-4	.714
3. Minnesota-Morris	8-6	.571
4. SMSU	4-6	.400
5. Bemidji State	4-8	.333
6. Moorhead State	4-11	.267

1976 (18-21, 10-10)

St. Gregory's (OK)	W 16-5
St. Gregory's (OK)	W 7-1
Dallas (TX)	W 4-0
Dallas (TX)	L 0-7
Plano (TX)	L 1-4
Plano (TX)	L 5-6
Texas Wesleyan	L 4-5
Texas Wesleyan	L 0-8
Texas Wesleyan	L 0-10
Oklahoma Science	W 5-2
Oklahoma Science	L 2-6
*St. Cloud State	L 0-5
*St. Cloud State	W 1-0
*St. Cloud State	L 5-13
*St. Cloud State	L 0-9
Mankato State	L 3-6
Mankato State	L 0-4
*Moorhead State	W 5-4
*Moorhead State	W 4-2
*Moorhead State	W 7-3
*Moorhead State	W 7-4
Dakota State (SD)	W 1-0&
Dakota State (SD)	W 1-0&
*Bemidji State	L 3-4
*Bemidji State	L 0-5
*Bemidji State	W 14-5
*Bemidji State	W 5-2
Northwestern (IA)	W 3-1
Northwestern (IA)	L 2-6
*Winona State	L 8-10
*Winona State	W 11-9
*Winona State	W 15-14
*Winona State	L 0-15
South Dakota State	L 7-12
South Dakota State	W 21-0
*Minnesota-Morris	L 0-12
*Minnesota-Morris	W 3-0
*Minnesota-Morris	L 3-4
*Minnesota-Morris	L 4-11

& game later won by forfeit

* NIC game

Final NIC Standings

	W-L	Pct.
1. St. Cloud State	13-2	.722
2. Winona State	10-4	.714
3. Minnesota-Morris	11-5	.688
4. SMSU	10-10	.500
5. Bemidji State	6-14	.300
6. Moorhead State	2-14	.125

1977 (10-30, 7-13)

<u>Record includes one forfeit win</u>	
Marymount (KS)	L 1-3
Marymount (KS)	L 2-5
Central Oklahoma	L 1-4
Central Oklahoma	L 2-3
Texas Wesleyan	L 1-10
Texas Wesleyan	L 1-6
Hardin-Simmons (TX)	L 1-2
Hardin-Simmons (TX)	L 4-7
Nebraska	L 2-10
Dallas(TX)	L 2-5
Marymount (KS)	L 1-2
Marymount (KS)	L 3-4
St. Thomas	W 2-0
St. Thomas	L 0-3
Mankato State	L 1-2
Mankato State	L 3-8
*Moorhead State	W 3-0
*Moorhead State	W 4-3
*Moorhead State	L 0-3
*Moorhead State	W 4-3
Sioux Falls (SD)	W 8-1
Sioux Falls (SD)	W 16-8
*Minnesota-Duluth	W 3-2
*Minnesota-Duluth	W 7-6
*Minnesota-Duluth	W 3-0
*Minnesota-Duluth	L 4-7&
*St. Cloud State	L 0-5
*St. Cloud State	L 4-5
*St. Cloud State	L 2-6
*St. Cloud State	L 3-4
*Minnesota-Morris	L 0-20
*Minnesota-Morris	L 3-6
*Bemidji State	L 3-13
*Bemidji State	L 6-8
*Bemidji State	L 4-14
*Bemidji State	L 1-17
*Winona State	L 1-7
*Winona State	L 5-6
South Dakota State	L 1-21
South Dakota State	L 3-6

& game later won by forfeit

* NIC game

Final NIC Standings

	W-L	Pct.
1. Winona State	18-4	.818
2. Minnesota-Morris	16-6	.728
3. Bemidji State	13-7	.650
4. St. Cloud State	12-8	.600
5. SMSU	7-13	.350
6. Moorhead State	4-16	.200
7. Minnesota-Duluth	2-18	.100

standings include forfeit win over UMD

1978 (14-22, 6-14)

Ft. Hays State (KS)	L 0-1
Ft. Hays State (KS)	L 0-2
Minot State (ND)	W 8-4
Ft. Hays State (KS)	W 6-2
USD-Springfield	W 11-0
Benedictine (KS)	L 1-6
Bemidji State	L 0-2
Bemidji State	L 3-12
USD-Springfield	W 4-3
Benedictine (KS)	L 5-11
Gustavus	L 3-7
Gustavus	W 13-7
*Minnesota-Duluth	L 1-9
*Minnesota-Duluth	L 0-5
*Bemidji State	W 11-5
*Bemidji State	L 0-7
*Mankato State	L 0-9
*Mankato State	L 4-7
*Mankato State	L 0-3
*Mankato State	W 2-0
*Minnesota-Morris	L 0-6
*Minnesota-Morris	W 5-3
Northwestern (IA)	W 5-2
Northwestern (IA)	W 5-1
*Winona State	L 4-5
*Winona State	L 2-10
*Winona State	L 0-1
*Winona State	L 4-5
South Dakota State	L 2-6
South Dakota State	W 7-2
*St. Cloud State	W 4-3
*St. Cloud State	L 3-5
*Moorhead State	W 4-1
*Moorhead State	L 1-5
*Moorhead State	L 0-5
*Moorhead State	W 5-2

* NIC game

Final NIC Standings

	W-L	Pct.
1. St. Cloud State	16-6	.727
2. Mankato State	17-7	.708
3. Minnesota-Morris	14-8	.636
4. Winona State	15-9	.625
5. Minnesota-Duluth	11-9	.550
6. Bemidji State	8-16	.333
7. SMSU	6-14	.300
8. Moorhead State	3-21	.125



2008 SOUTHWEST MINNESOTA STATE BASEBALL
GAME-BY-GAME RESULTS



1979 (11-20, 6-12)

Chadron State (NE)	W 5-4
Ft. Hays State (KS)	L 2-5
Minot State (ND)	L 2-6
Chadron State (NE)	W 5-1
Ft. Hays State (KS)	L 3-13
Chadron State (NE)	L 5-9
Minot State (ND)	L 0-3
Ft. Hays State (KS)	L 4-5
Minot State (ND)	W 6-2
Ft. Hays State (KS)	L 1-6
Ft. Hays State (KS)	W 8-7
*Moorhead State	W 4-0
*Moorhead State	W 1-0
*St. Cloud State	L 5-14
*St. Cloud State	L 3-15
USD-Springfield	L 0-1
USD-Springfield	W 7-0
*Northern State	W 8-6
*Northern State	W 8-5
*Northern State	L 2-9
*Northern State	L 10-11
*Winona State	L 4-7
*Winona State	L 4-6
*Bemidji State	L 1-3
*Bemidji State	L 0-4
*Bemidji State	L 1-2
*Bemidji State	W 6-2
*Minnesota-Duluth	L 6-7
*Minnesota-Duluth	L 1-7
*Minnesota-Duluth	L 0-16
*Minnesota-Duluth	W 5-4

* NIC game

Final NIC Standings

	W-L	Pct.
1. Mankato State	14-4	.778
2. Winona State	17-5	.773
3. St. Cloud State	12-4	.750
4. Minnesota-Morris	11-8	.579
5. Bemidji State	8-11	.421
6. SMSU	6-12	.333
7. Minnesota-Duluth	5-11	.313
8. Moorhead State	2-8	.200
9. Northern State	2-14	.125

1980 (10-18, 5-11)

Jamestown (ND)	W 7-1
Sioux Falls (SD)	W 15-0
USD-Springfield	W 11-6
Briar Cliff (IA)	L 2-5
Minot State (ND)	W 8-4
Fort Hays State (KS)	L 0-2
John Brown (AR)	L 2-10
John Brown (AR)	L 2-10
John Brown (AR)	L 6-9
John Brown (AR)	L 3-7
Augustana (SD)	L 2-10
Augustana (SD)	W 8-7
*Bemidji State	W 4-1
*Bemidji State	L 6-7
*Moorhead State	W 9-0
*Moorhead State	W 10-1
*Minnesota-Morris	W 7-6
*Minnesota-Morris	L 1-7
*Mankato State	L 4-7
*Mankato State	L 1-9
*Winona State	L 1-13
*Winona State	L 1-5
*Northern State	W 11-5
*Northern State	L 6-11
*St. Cloud State	L 2-8
*St. Cloud State	L 7-8
*Minnesota-Duluth	L 1-2
*Minnesota-Duluth	L 0-10

* NIC game

Final NIC Standings

	W-L	Pct.
1. Mankato State	13-3	.813
1. Winona State	13-3	.813
3. St. Cloud State	12-4	.750
4. Minnesota-Duluth	9-7	.563
5. Minnesota-Morris	7-99	.438
6. SMSU	5-11	.313
6. Moorhead State	5-11	.313
6. Bemidji State	5-11	.313
9. Northern State	3-13	.188

1981 (21-19, 7-9)

Univ. of the Ozarks (AR)	L 1-8
Univ. of the Ozarks (AR)	L 3-5
Univ. of the Ozarks (AR)	W 6-4
Univ. of the Ozarks (AR)	W 3-1
Ouachita Baptist (AR)	W 5-3
Ouachita Baptist (AR)	W 14-5
Henderson State (AR)	L 0-10
Henderson State (AR)	W 11-1
Arkansas Tech	W 4-3
Arkansas Tech	L 2-4
Central Arkansas	L 1-12
Central Arkansas	L 0-4
Sioux Falls (SD)	W 6-5
Sioux Falls (SD)	L 1-3
Huron (SD)	L 6-10
Huron (SD)	L 2-4
Augustana (SD)	W 10-2
Augustana (SD)	W 7-2
*Minnesota-Duluth	L 7-11
*Minnesota-Duluth	L 1-14
*St. Cloud State	W 8-6
*St. Cloud State	W 9-0
!Concordia-St. Paul	W 12-5
!Westmar (IA)	W 15-4
!Concordia-St. Paul	W 6-4
!Westmar (IA)	W 11-8
!Concordia-St. Paul	W 7-2
!Westmar (IA)	L 6-7
*Northern State	L 6-7
*Northern State	W 15-5
*Bemidji State	W 4-2
*Bemidji State	W 8-5
*Moorhead State	W 10-6
*Moorhead State	L 8-9
*Minnesota-Morris	L 2-9
*Minnesota-Morris	L 0-8
*Mankato State	L 0-11
*Mankato State	L 4-7
*Winona State	W 5-3
*Winona State	L 4-8

! Westmar (IA) Tournament

* NIC game

Final NIC Standings

	W-L	Pct.
1. Mankato State	12-2	.857
2. Minnesota-Duluth	8-2	.800
3. Winona State	10-3	.769
4. Bemidji State	8-8	.500
5. SMSU	7-9	.438
5. Minnesota-Morris	7-9	.438
7. St. Cloud State	5-9	.357
8. Moorhead State	4-11	.267
9. Northern State	4-12	.250

1982 (9-24, 8-12)

Arkansas Tech	L 2-6
Arkansas Tech	L 1-3
Univ. of the Ozarks (AR)	W 3-1
Univ. of the Ozarks (AR)	L 0-9
Central Arkansas	L 2-3
Central Arkansas	L 0-7
Henderson State (AR)	L 5-6
Henderson State (AR)	L 1-8
Ouachita Baptist (AR)	L 2-6
Northwestern (IA)	L 7-8
Northwestern (IA)	L 6-7
Winona State	L 2-4
Winona State	L 6-16
*Minnesota-Morris	W 9-7
*Minnesota-Morris	L 10-11
*Minnesota-Morris	W 9-4
*Minnesota-Morris	L 14-15
*Northern State	L 1-9
*Northern State	L 4-7
Huron (SD)	L 3-4
Huron (SD)	L 3-17
*Minnesota-Duluth	W 11-1
*Minnesota-Duluth	W 8-7
*Minnesota-Duluth	L 2-6
*Minnesota-Duluth	W 2-0
*Winona State	L 0-12
*Winona State	W 5-3
*Moorhead State	L 0-4
*Moorhead State	L 0-5
*Moorhead State	L 0-10
*Moorhead State	L 10-12
*Northern State	W 10-0
*Northern State	W 6-2

* NIC game

Final NIC Standings

	W-L	Pct.
1. Bemidji State	14-6	.700
2. Minnesota-Duluth	13-7	.650
3. Winona State	12-8	.600
4. Moorhead State	11-12	.478
5. Minnesota-Morris	10-12	.455
6. SMSU	8-12	.400
7. Northern State	5-16	.238



2008 SOUTHWEST MINNESOTA STATE BASEBALL
GAME-BY-GAME RESULTS



1983 (8-23, 3-17)

Central Arkansas	L	2-3
Central Arkansas	L	5-6
Arkansas-Little Rock	L	5-6
Huron (SD)	L	0-3
Huron (SD)	W	9-0
Northwestern (IA)	W	4-3
Northwestern (IA)	W	12-5
*Winona State	L	1-7
*Winona State	L	1-11
*Bemidji State	W	4-3
*Bemidji State	L	0-3
*Bemidji State	W	3-2
*Bemidji State	L	0-1
*Northern State	L	3-4
*Northern State	L	4-5
Augustana (SD)	L	1-8
Augustana (SD)	W	5-2
*Minnesota-Duluth	L	3-10
*Minnesota-Duluth	L	0-3
*Minnesota-Duluth	L	3-13
*Winona State	L	5-7
*Winona State	L	0-15
*Moorhead State	L	2-13
*Moorhead State	L	5-9
*Moorhead State	L	0-11
*Minnesota-Duluth	L	2-6
*Moorhead State	L	2-6
*Northern State	L	6-7
*Northern State	W	6-4
Huron (SD)	W	12-4
Huron (SD)	L	4-5

* NIC game

Final NIC Standings

	W-L	Pct.
1. Moorhead State	17-4	.810
2. Winona State	12-5	.706
3. Minnesota-Duluth	12-6	.667
4. Northern State	11-13	.458
5. Minnesota-Morris	8-10	.444
6. Bemidji State	8-16	.333
7. SMSU	3-17	.150

1984 (23-15, 13-5)

Northeastern Illinois	L	5-11
Northeastern Illinois	W	4-3
Northeastern Illinois	L	14-24
Northeastern Illinois	L	2-12
Central Oklahoma	L	3-4
Central Oklahoma	W	3-1
Huron (SD)	W	11-3
Huron (SD)	W	7-6
Briar Cliff (IA)	L	5-12
Briar Cliff (IA)	W	4-3
Morningside (IA)	L	2-3
Morningside (IA)	L	5-9
South Dakota State	W	7-6
South Dakota State	L	2-3
Northwestern (IA)	W	2-1
Northwestern (IA)	L	1-4
*Minnesota-Morris	W	8-7
*Minnesota-Morris	W	18-8
Dakota State (SD)	W	7-4
Dakota State (SD)	L	11-13
*Bemidji State	W	9-3
*Bemidji State	W	8-3
*Bemidji State	W	15-12
*Bemidji State	L	2-4
Augustana (SD)	W	12-5
Augustana (SD)	W	10-7
*Northern State	W	9-8
*Northern State	W	13-9
*Winona State	L	5-16
*Winona State	L	2-27
*Winona State	W	6-4
*Winona State	W	4-3
*Northern State	W	9-3
*Northern State	W	8-1
*Minnesota-Duluth	L	3-5
*Minnesota-Duluth	W	15-2
*Minnesota-Duluth	L	0-4
*Minnesota-Duluth	W	9-8

* NIC game

Final NIC Standings

	W-L	Pct.
1. Winona State	14-2	.875
2. SMSU	13-5	.722
3. Minnesota-Duluth	6-6	.500
4. Minnesota-Morris	6-8	.429
5. Northern State	4-12	.250
6. Bemidji State	3-13	.188

1985 (19-26, 9-11)

Huston Tillotson (TX)	W	21-8
Huston Tillotson (TX)	W	16-6
Mary Hardin-Baylor (TX)	W	6-2
Mary Hardin-Baylor (TX)	L	9-16
St. Edward's (TX)	L	3-4
St. Edward's (TX)	W	10-3
Concordia (TX)	L	7-8
Austin (TX)	L	3-5
Austin (TX)	L	2-6
Central Oklahoma	L	3-15
Central Oklahoma	L	1-12
Dakota State (SD)	W	9-5
Dakota State (SD)	W	10-4
South Dakota State	L	7-12
South Dakota State	L	8-13
Morningside (IA)	L	1-4
Morningside (IA)	L	8-9
*Winona State	L	11-13
*Winona State	L	2-11
*Winona State	L	5-6
*Winona State	L	3-13
Northwestern (IA)	L	8-12
Northwestern (IA)	L	6-7
Augustana (SD)	W	11-7
Augustana (SD)	W	12-2
*Minnesota-Morris	L	1-4
*Minnesota-Morris	L	2-4
*Minnesota-Morris	L	2-3
*Minnesota-Morris	W	12-6
*Northern State	L	3-13
*Northern State	L	1-7
*Bemidji State	W	5-4
*Bemidji State	W	5-4
*Bemidji State	L	2-3
*Bemidji State	W	11-1
*Northern State	W	5-3
*Northern State	W	9-8
*Minnesota-Duluth	W	11-7
*Minnesota-Duluth	W	5-1
*Minnesota-Duluth	W	13-2
*Minnesota-Duluth	L	9-11
%Minnesota-Morris	W	4-3
%Winona State	L	0-5
%Bemidji State	W	13-5
%Winona State	L	4-5

* NIC game

%NAIA District Tournament

Final NIC Standings

	W-L	Pct.
1. Winona State	19-1	.950
2. Minnesota-Duluth	10-8	.556
3. Northern State	11-9	.550
4. SMSU	9-11	.450
5. Minnesota-Morris	5-15	.250
6. Bemidji State	4-14	.222

1986 (27-23, 11-6)

NAIA DISTRICT CHAMPIONS

Central Oklahoma	L	3-13
Central Oklahoma	L	5-7
Austin (TX)	W	18-1
Austin (TX)	W	11-1
Huston Tillotson (TX)	W	13-11
Huston Tillotson (TX)	W	8-3
Mary Hardin-Baylor (TX)	L	4-5
Mary Hardin-Baylor (TX)	L	2-4
Concordia (TX)	W	15-10
St. Edward's (TX)	W	6-5
St. Edward's (TX)	L	9-12
Southwestern (TX)	L	5-8
Southwestern (TX)	L	3-4
Nebraska-Omaha	L	9-10
Nebraska-Omaha	L	7-10
Nebraska-Omaha	W	16-9
Nebraska-Omaha	L	5-6
Morningside (IA)	W	11-0
Morningside (IA)	L	3-12
South Dakota State	L	3-4
South Dakota State	L	0-10
*Minnesota-Morris	W	6-4
*Minnesota-Morris	W	5-1
*Minnesota-Morris	W	13-12
*Minnesota-Morris	W	6-5
*Bemidji State	W	16-1
*Bemidji State	W	7-5
*Bemidji State	L	1-2
*Northern State	W	6-5
*Northern State	W	8-5
Grand View (IA)	L	6-9
*Winona State	L	0-4
*Winona State	L	0-4
*Winona State	W	5-4
*Winona State	W	10-9
Sioux Falls (SD)	W	11-1
Sioux Falls (SD)	W	6-1
*Minnesota-Duluth	L	0-9
*Minnesota-Duluth	L	1-3
*Minnesota-Duluth	W	6-2
*Minnesota-Duluth	L	0-3
Augustana (SD)	W	9-4
Augustana (SD)	W	8-3
Mt. Marty (SD)	L	10-15
Mt. Marty (SD)	W	18-1
%Bemidji State	W	14-11
%Winona State	W	7-4
%Winona State	L	5-11
%Winona State	W	7-4
&Missouri Southern State	L	1-11

* NIC game

% NAIA District Tournament
 & NAIA Regional Tournament

Final NIC Standings

	W-L	Pct.
1. Winona State	12-4	.750
2. Minnesota-Duluth	8-4	.667
3. SMSU	11-6	.647
4. Bemidji State	6-10	.375
5. Minnesota-Morris	5-10	.333
6. Northern State	2-10	.200



GAME-BY-GAME RESULTS

1987 (17-22, 12-8)

Table of game results for 1987, listing teams and scores.

* NIC game
% NAIA District Tournament

Final NIC Standings

Final NIC Standings table for 1987 with columns W-L and Pct.

1988 (21-22, 7-11)

Table of game results for 1988, including record notes and game outcomes.

& game later won by forfeit
* NIC game
% NAIA District Tournament

Final NIC Standings

Final NIC Standings table for 1988 with columns W-L and Pct.

standings do not include UMD forfeits

1989 (17-22, 7-9)

Table of game results for 1989, listing teams and scores.

& game later won by forfeit
* NIC game
% NAIA District Tournament

Final NIC Standings

Final NIC Standings table for 1989 with columns W-L, Pct., and rank.

1990 (14-25, 8-10)

Table of game results for 1990, listing teams and scores.

+ NAIA District qualifying series
* NIC game
% NAIA District Tournament

Final NIC Standings

Final NIC Standings table for 1990 with columns W-L, Pct., and rank.



2008 SOUTHWEST MINNESOTA STATE BASEBALL
GAME-BY-GAME RESULTS



1991 (16-26, 8-4)

Record includes five wins later forfeited

Peru State (NE)	L	9-10
Peru State (NE)	W	15-12
Texas Wesleyan	L	0-4
Texas Wesleyan	L	2-6
Union (KY)	W	2-1&
Union (KY)	L	7-8
North Dakota State	L	9-11
Schreiner (TX)	L	2-6
Southwestern (TX)	W	11-6&
Southwestern (TX)	W	8-7&
North Dakota State	W	7-6&
Incarnate Word (TX)	L	0-6
Huston Tillotson (TX)	L	5-9
Huston Tillotson (TX)	W	5-2&
Northwestern (IA)	L	0-6
Northwestern (IA)	W	9-1
South Dakota State	L	2-3
South Dakota State	L	1-11
South Dakota State	L	2-13
South Dakota State	W	5-1
Augustana (SD)	W	6-5
Gustavus	W	5-0
Gustavus	W	4-0
St. Cloud State	L	0-6
St. Cloud State	L	3-13
*Minnesota-Morris	W	3-2
*Minnesota-Morris	L	1-4
*Minnesota-Morris	W	8-3
*Minnesota-Morris	W	5-4
*Northern State	L	3-11
*Northern State	L	1-3
*Bemidji State	W	2-1
*Bemidji State	W	16-6
*Bemidji State	W	10-7
*Bemidji State	L	3-9
*Northern State	W	12-3
*Northern State	W	10-0
Augustana (SD)	L	1-3
Augustana (SD)	W	4-3
%St. Scholastica	W	10-3
%Minnesota-Duluth	L	4-12
%Bemidji State	L	10-15

& game later forfeited

* NIC game

% NAIA District Tournament

Final NIC Standings

	W-L	Pct.
1. Winona State	9-3	.750
2. Minnesota-Duluth	7-3	.700
3. SMSU	8-4	.667
4. Northern State	7-9	.438
5. Minnesota-Morris	5-9	.357
6. Bemidji State	2-10	.166

1992 (15-31, 7-11)

Whittier (CA)	W	15-5
Claremont-Scripps (CA)	L	7-12
LaVerne (CA)	L	6-13
Concordia (CA)	L	3-15
Concordia (CA)	L	0-10
Pt. Loma Nazarene (CA)	L	6-10
Pt. Loma Nazarene (CA)	L	1-9
Northwestern (IA)	W	5-0
Northwestern (IA)	W	14-3
Briar Cliff (IA)	W	13-3
Briar Cliff (IA)	L	0-10
South Dakota State	L	5-10
South Dakota State	L	1-3
South Dakota State	L	6-7
South Dakota State	W	10-9
Minnesota	L	7-24
St. Cloud State	L	2-3
St. Cloud State	L	1-10
Gustavus	L	2-4
Gustavus	L	1-9
*Minnesota-Morris	W	12-2
*Minnesota-Morris	L	4-5
*Minnesota-Morris	L	6-7
*Minnesota-Morris	W	6-1
Augustana (SD)	L	2-3
Augustana (SD)	L	6-7
*Bemidji State	L	2-4
*Bemidji State	W	7-6
*Bemidji State	W	5-2
*Bemidji State	W	12-2
*Winona State	L	0-1
*Winona State	L	3-5
*Winona State	L	6-7
*Winona State	W	3-2
Augustana (SD)	W	7-5
Augustana (SD)	L	2-5
*Northern State	L	13-14
*Northern State	L	4-14
*Minnesota-Duluth	L	2-10
*Minnesota-Duluth	W	18-11
*Minnesota-Duluth	L	4-6
*Minnesota-Duluth	L	4-8
*Minnesota-Morris	W	8-3
%St. Scholastica	W	16-2
%Winona State	L	8-9
%Winona State	L	2-5

* NIC game

% NAIA District Tournament

Final NIC Standings

	W-L	Pct.
1. Minnesota-Duluth	12-3	.800
2. Winona State	11-8	.579
3. Northern State	10-8	.556
4. SMSU	7-11	.429
5. Minnesota-Morris	5-9	.357
6. Bemidji State	4-10	.286

1993 (17-23, 9-6)

NAIA DISTRICT CHAMPIONS		
Concordia Luthern (TX)	L 7-9	
Incarnate Word (TX)	L 5-6	
Incarnate Word (TX)	L 4-8	
Schreiner (TX)	L 1-8	
Schreiner (TX)	L 3-4	
Huron (SD)	W 3-0	
Huron (SD)	W 4-0	
Jamestown (ND)	L 4-8	
Mount Marty (SD)	L 4-6	
South Dakota State	L 5-13	
South Dakota State	L 3-6	
South Dakota State	W 15-10	
South Dakota State	L 1-6	
Gustavus	W	7-4
St. Cloud State	L	3-12
Augustana (SD)	L	6-8
*Winona State	L	1-11
*Winona State	L	5-12
*Winona State	W	8-6
*Winona State	W	8-1
Dordt (IA)	W	9-4
Dordt (IA)	L	4-6
*Minnesota-Morris	W	4-3
*Minnesota-Morris	L	0-1
*Minnesota-Morris	W	2-0
*Minnesota-Morris	W	10-9
*Northern State	L	4-10
*Northern State	W	12-0
*Bemidji State	W	8-2
*Bemidji State	W	12-2
*Northern State	W	5-4
*Northern State	L	4-5
Augustana (SD)	L	5-7
Augustana (SD)	L	5-10
*Minnesota-Duluth	L	3-6
%Concordia-St. Paul	W	10-1
%Winona State	W	9-6
%Minnesota-Morris	W	9-5
&Marian College (WI)	L	1-3
&Grand View (IA)	L	1-7

* NSIC game

% NAIA District Tournament

& NAIA Regional Tournament

Final NSIC Standings

	W-L	Pct.
1. Northern State	10-5	.667
1. Minnesota-Duluth	8-4	.667
3. SMSU	9-6	.600
4. Winona State	9-7	.563
5. Bemidji State	6-8	.429
6. Minnesota-Morris	3-15	.167

1994 (25-22, 12-4)

NSIC CHAMPIONS		
Bellevue (NE)	L	4-10
St. Edward's (TX)	W	9-2
St. Cloud State	L	6-7
Schreiner (TX)	W	4-2
Schreiner (TX)	W	4-2
North Dakota State	W	11-6
North Dakota State	L	1-13
St. Mary's (TX)	L	2-8
St. Mary's (TX)	L	3-13
Evangel (MO)	L	2-4
St. Mary's (TX)	L	8-9
Mount Marty (SD)	L	2-12
Mount Marty (SD)	W	8-3
Wayne State (NE)	L	5-16
South Dakota State	L	12-13
South Dakota State	W	6-5
South Dakota State	L	11-19
Huron (SD)	W	18-1
Huron (SD)	W	17-1
St. Cloud State	L	3-5
St. Cloud State	L	1-3
Gustavus	L	4-7
Gustavus	W	12-2
*Minnesota-Morris	W	8-4
*Minnesota-Morris	W	11-10
*Minnesota-Morris	W	5-2
*Minnesota-Morris	W	9-3
Dordt (IA)	L	3-5
Dordt (IA)	W	8-2
*Bemidji State	L	9-10
*Bemidji State	W	11-9
*Bemidji State	W	15-14
*Bemidji State	W	12-0
*Winona State	L	1-7
*Winona State	W	3-1
*Northern State	W	2-1
*Northern State	W	7-6
Augustana (SD)	W	5-2
Augustana (SD)	L	3-6
*Minnesota-Duluth	W	12-4
*Minnesota-Duluth	L	5-6
*Minnesota-Duluth	L	1-15
*Minnesota-Duluth	W	4-2
*Minnesota-Morris	W	7-0
*Winona State	L	8-10
*Minnesota-Morris	W	13-2
*Winona State	L	13-19

* NSIC game

% NAIA District Tournament

Final NSIC Standings

	W-L	Pct.
1. SMSU	12-4	.750
2. Minnesota-Duluth	11-5	.688
3. Winona State	12-6	.667
4. Northern State	7-9	.438
5. Minnesota-Morris	5-13	.278
6. Bemidji State	3-13	.188



GAME-BY-GAME RESULTS

1995 (17-25, 11-7)

St. Cloud State	L	8-19
St. Edward's (TX)	L	3-4
St. Edward's (TX)	L	5-6
Mary Hardin-Baylor (TX)	L	1-5
Mary Hardin-Baylor (TX)	L	5-13
St. Mary's (TX)	L	3-8
St. Mary's (TX)	L	6-11
Concordia Lutheran (TX)	W	7-4
Concordia Lutheran (TX)	L	4-9
Texas Lutheran	L	1-13
Texas Lutheran	L	0-10
Schreiner (TX)	L	2-4
Schreiner (TX)	L	2-9
Huron (SD)	L	0-3
Huron (SD)	W	2-0
Mount Marty (SD)	W	8-1
Mount Marty (SD)	L	1-9
South Dakota State	L	0-3
South Dakota State	L	10-11
South Dakota State	L	3-8
South Dakota State	L	0-10
Dakota State (SD)	W	11-3
Dakota State (SD)	W	6-1
North Dakota	W	7-6
*Winona State	L	1-5
*Winona State	L	3-4
*Winona State	L	0-1
*Winona State	L	0-6
*Minnesota-Morris	W	13-0
*Minnesota-Morris	L	13-21
*Minnesota-Morris	W	4-3
*Minnesota-Morris	L	8-12
*Northern State	W	10-6
*Northern State	L	4-5
*Bemidji State	W	1-0
*Bemidji State	W	10-3
*Northern State	W	9-1
*Northern State	W	18-1
*Minnesota-Duluth	W	9-6
*Minnesota-Duluth	W	2-1
*Minnesota-Duluth	W	3-1
*Minnesota-Duluth	W	11-10

* NSIC game

Final NSIC Standings

	W-L	Pct.
1. Winona State	14-5	.737
2. SMSU	11-7	.611
3. Minnesota-Duluth	8-7	.533
4. Minnesota-Morris	9-9	.500
5. Northern State	6-8	.429
6. Bemidji State	3-15	.167

1996 (24-17, 12-4)

NSIC CHAMPIONS
NSIC TOURNAMENT CHAMPIONS

South Dakota State	L	1-5
Armstrong State (GA)	L	3-7
South Dakota State	L	3-7
Sacred Heart (CT)	L	1-3
Adelphi (NY)	W	6-5
Adelphi (NY)	W	3-2
Queens (NY)	W	5-0
American International (MA)	W	4-0
Mount Marty (SD)	W	19-12
Mount Marty (SD)	W	9-3
South Dakota	W	18-13
South Dakota	L	7-14
South Dakota State	W	3-2
South Dakota State	L	3-4
South Dakota State	L	3-4
South Dakota State	L	4-8
Augustana (SD)	L	6-7
Augustana (SD)	L	10-17
Augustana (SD)	L	2-5
Augustana (SD)	W	21-7
St. Cloud State	L	3-10
St. Cloud State	L	5-12
*Bemidji State	W	12-2
*Bemidji State	W	15-0
*Bemidji State	W	16-4
*Bemidji State	W	9-1
*Northern State	W	9-4
*Northern State	L	1-2
*Winona State	W	5-2
*Winona State	L	5-6
*Winona State	W	3-2
*Northern State	W	11-8
*Northern State	L	3-4
*Minnesota-Duluth	W	3-1
*Minnesota-Duluth	W	8-3
*Minnesota-Duluth	W	6-1
*Minnesota-Duluth	W	6-1
#Minnesota-Duluth	W	15-10
#Minnesota-Morris	W	2-0
#Minnesota-Morris	W	16-1

* NSIC game

#NSIC Tournament, Winona, Minn.

Final NSIC Standings

	W-L	Pct.
1. SMSU	12-4	.750
2. Minnesota-Morris	10-6	.625
3. Winona State	12-8	.600
4. Minnesota-Duluth	10-9	.526
5. Northern State	7-11	.389
6. Bemidji State	3-16	.158

1997 (31-13, 10-6)

NSIC TOURNAMENT CHAMPIONS

Walsh (OH)	W	11-1
Indianapolis (IN)	W	8-5
Rosary (IL)	W	10-5
St. Rose (NY)	W	6-1
Malone (OH)	W	14-2
Gannon (PA)	W	10-4
Assumption (MA)	W	15-3
Assumption (MA)	L	13-14
North Dakota State	W	3-1
Saginaw Valley State (MI)	W	3-1
South Dakota State	L	6-7
South Dakota State	L	10-15
South Dakota State	W	11-8
Augustana (SD)	W	3-2
Augustana (SD)	W	7-5
*Bemidji State	L	3-4
*Bemidji State	L	0-5
*Bemidji State	L	2-3
*Bemidji State	W	16-5
Mankato State	L	1-11
Mankato State	L	3-6
*Northern State	W	8-4
*Northern State	W	14-1
*Northern State	W	17-2
*Northern State	W	11-0
St. Cloud State	W	3-1
St. Cloud State	W	6-2
Minnesota	L	11-28
*Minnesota-Morris	W	9-8
*Minnesota-Morris	W	4-3
*Minnesota-Morris	W	11-3
*Minnesota-Morris	L	6-7
Augustana (SD)	W	5-3
Augustana (SD)	W	15-2
Gustavus	L	4-5
Gustavus	W	9-7
*Winona State	W	8-3
*Winona State	L	2-4
*Winona State	L	2-3
*Winona State	W	4-1
#Northern State	W	24-7
#Winona State	W	16-5
#Bemidji State	W	3-2
#Bemidji State	W	24-4

* NSIC game

#NSIC Tournament, Marshall, Minn.

Final NSIC Standings

	W-L	Pct.
1. Bemidji State	14-4	.778
2. Winona State	9-5	.643
3. SMSU	10-6	.625
4. Minnesota-Duluth	7-5	.583
5. Minnesota-Morris	2-10	.200
6. Northern State	0-12	.000

1998 (33-16, 14-6)

American International (MA)	W	6-1
Ashland (OH)	W	11-6
Stonehill (MA)	L	7-9
South Dakota	W	10-7
Indiana (PA)	L	6-7
Indiana (PA)	L	5-7
Indianapolis (IN)	L	2-4
Indianapolis (IN)	W	6-0
Lock Haven (PA)	W	4-3
Lock Haven (PA)	W	12-4
South Dakota State	W	6-2
South Dakota State	W	4-1
*Bemidji State	L	8-11
*Bemidji State	W	2-1
*Bemidji State	W	11-0
*Bemidji State	W	9-0
*Northern State	W	10-2
*Northern State	W	15-5
*Northern State	L	2-4
*Northern State	W	7-5
Mankato State	L	4-5
Mankato State	W	1-0
Augustana (SD)	W	8-5
*Minnesota-Duluth	W	11-4
*Minnesota-Duluth	L	10-11
*Minnesota-Duluth	L	1-6
*Minnesota-Duluth	W	5-4
St. Cloud State	L	6-7
St. Cloud State	W	5-3
Augustana (SD)	W	9-4
*Winona State	L	2-4
*Winona State	W	6-4
*Winona State	W	5-4
*Winona State	L	6-9
North Dakota	W	8-4
North Dakota	W	5-2
*Minnesota-Morris	W	16-4
*Minnesota-Morris	W	6-1
*Minnesota-Morris	W	9-0
*Minnesota-Morris	W	10-0
South Dakota State	L	2-4
South Dakota State	L	9-12
#Minnesota-Morris	W	10-5
#Minnesota-Duluth	L	0-8
#Northern State	W	15-2
#Minnesota-Morris	W	16-8
#Minnesota-Duluth	W	9-1
#Winona State	W	10-9
#Winona State	L	3-5

* NSIC game

#NSIC Tournament, Bemidji, Minn.

Final NSIC Standings

	W-L	Pct.
1. Winona State	15-5	.750
2. SMSU	14-6	.700
2. Minnesota-Duluth	14-6	.700
4. Bemidji State	8-12	.400
5. Northern State	5-12	.250
6. Minnesota-Morris	4-16	.200



2008 SOUTHWEST MINNESOTA STATE BASEBALL
GAME-BY-GAME RESULTS



1999 (28-16-1, 15-7)

NSIC TOURNAMENT CHAMPIONS

North Dakota @ Metrodome	L	6-7
North Dakota @ Metrodome	T	3-3
Huron (SD) @ Metrodome	W	13-8
Huron (SD) @ Metrodome	W	7-6
Bellarmine (KY)	L	2-5
Mansfield (PA)	L	1-7
Indianapolis (IN)	W	18-2
Davis & Elkins (WV)	L	5-7
Fairmont State (WV)	W	10-2
Fairmont State (WV)	W	10-3
North Dakota State	W	12-4
North Dakota State	L	1-13
Edinboro (PA)	W	8-7
SIU-Edwardsville	W	6-5
South Dakota State	L	1-2
South Dakota State	L	2-9
South Dakota State	W	8-6
South Dakota State	W	11-7
*Wayne State	L	0-1
*Wayne State	L	1-2
*Wayne State	L	1-2
*Wayne State	L	2-4
*Minnesota-Morris	W	20-7
*Minnesota-Morris	W	17-5
*Minnesota-Morris	W	5-3
*Minnesota-Morris	W	7-0
*Winona State	W	3-2
*Winona State	W	1-0
*Northern State	L	3-9
*Northern State	W	12-8
*Bemidji State	W	4-0
*Bemidji State	W	2-1
*Bemidji State	W	2-1
*Bemidji State	W	5-2
*Northern State	W	8-0
*Northern State	W	4-2
MSU, Mankato	L	9-25
MSU, Mankato	L	0-9
*Minnesota-Duluth	W	9-2
*Minnesota-Duluth	L	3-4
*Minnesota-Duluth	W	5-4
*Minnesota-Duluth	L	1-5
#Minnesota-Duluth	W	1-0
#Wayne State	W	10-9
#Wayne State	W	3-2

*NSIC game
 #NSIC Tournament, Morris, Minn.

Final NSIC Standings

	W-L	Pct.
1. Minnesota-Duluth	16-6	.727
2. Winona State	15-6	.714
3. Wayne State	15-7	.681
4. SMSU	15-7	.681
5. Bemidji State	5-14	.263
6. Minnesota-Morris	4-15	.211
7. Northern State	4-19	.174

2000 (25-18, 12-4)

Findlay (OH)	W	9-6
St. Joseph's (IN)	W	4-0
Edinboro (PA)	W	13-7
Indiana (PA)	W	5-1
Rockhurst (MO)	L	0-3
Rockhurst (MO)	W	6-5
St. Anselm (NH)	W	9-6
Mansfield (OH)	W	14-11
Indianapolis (IN)	L	4-6
Lock Haven (PA)	W	8-4
South Dakota State	W	11-5
South Dakota State	L	2-15
South Dakota State	W	4-1
South Dakota State	L	2-7
St. John's	L	4-5
St. John's	L	9-11
North Dakota	L	6-15
North Dakota	L	7-11
*Minnesota-Duluth	W	3-1
*Minnesota-Duluth	W	8-3
*Bemidji State	W	14-0
*Bemidji State	W	6-4
MSU, Mankato	L	6-11
MSU, Mankato	W	5-3
*Wayne State	L	0-4
*Wayne State	W	8-0
Huron (SD)	L	1-9
*Minnesota-Crookston	W	2-1
*Minnesota-Crookston	W	13-1
Augustana (SD)	L	3-17
Augustana (SD)	L	0-3
*Northern State	W	12-3
*Northern State	L	4-7
*Minnesota-Morris	L	9-10
*Minnesota-Morris	W	1-0
*Concordia	W	9-3
*Concordia	W	17-3
*Winona State	L	3-12
*Winona State	W	8-4
#Wayne State	W	3-1
#Winona State	L	6-7
#Minnesota-Duluth	W	14-13
#Winona State	L	3-10

*NSIC game
 #NSIC Tournament, Winona, Minn.

Final NSIC Standings

	W-L	Pct.
1. Winona State	15-1	.938
2. SMSU	12-4	.750
3. Wayne State	11-5	.688
4. Minnesota-Duluth	9-7	.563
5. Bemidji State	8-8	.500
6. Concordia	6-10	.375
7. Minnesota-Morris	6-10	.375
8. Minnesota-Crookston	3-13	.188
9. Northern State	2-14	.125

2001 (21-18, 11-4)

New Jersey Tech	W	16-1
North Dakota	L	0-2
Bluefield State (WV)	W	13-0
Bluefield State (WV)	W	3-0
West Liberty State (WV)	W	12-4
West Liberty State (WV)	W	1-0
Slippery Rock (PA)	W	3-2
Wisconsin-Parkside	L	7-9
North Dakota State	L	7-12
North Dakota State	L	2-7
Augustana (SD)	W	4-1
South Dakota	L	3-4
Augustana (SD)	L	4-13
South Dakota State	L	9-12
*Minnesota-Crookston	W	10-2
*Minnesota-Crookston	W	18-7
*Northern State	W	5-2
*Northern State	W	22-5
*Minnesota-Morris	W	24-3
*Minnesota-Morris	W	19-1
South Dakota	L	6-12
South Dakota	L	1-14
*Minnesota-Duluth	L	1-17
*Bemidji State	W	15-9
*Bemidji State	W	5-3
Minnesota	L	2-11
*Concordia	W	3-1
*Concordia	W	7-2
*Winona State	W	5-4
*Winona State	L	1-2
Gustavus	L	4-5
Gustavus	W	8-1
Augustana (SD)	L	4-9
Augustana (SD)	W	13-6
*Wayne State	L	6-11
*Wayne State	L	5-13
#Wayne State	W	10-8
#Winona State	L	5-6
#Wayne State	L	5-12

*NSIC game
 #NSIC Tournament, Winona, Minn.

Final NSIC Standings

	W-L	Pct.
1. Winona State	9-1	.900
2. Wayne State	12-2	.857
3. SMSU	11-4	.733
4. Bemidji State	3-5	.375
5. Minnesota-Crookston	5-9	.357
6. Minnesota-Duluth	1-2	.333
7. Concordia	3-8	.273
8. Minnesota-Morris	3-8	.273
9. Northern State	1-0	.100

2002 (31-19, 18-6)

NSIC CHAMPIONS

North Dakota	W	6-4
North Dakota	L	1-14
Indianapolis (IN)	W	5-3
Indianapolis (IN)	L	12-17
Edinboro (PA)	W	12-3
Alderson-Broaddus (WV)	W	3-1
Bluefield State (WV)	W	9-4
Bluefield State (WV)	L	3-6
Edinboro (PA)	L	1-2
So. New Hampshire	W	16-1
Rockhurst (MO)	W	5-4
Oklahoma Panhandle State	L	9-10
North Dakota State	L	3-5
South Dakota State	W	7-5
South Dakota State	L	0-12
South Dakota State	L	4-7
South Dakota State	L	2-5
*Bemidji State	W	8-3
*Bemidji State	W	9-1
*Bemidji State	L	4-9
*Bemidji State	L	1-7
*Northern State	W	8-7
*Northern State	W	15-1
*Winona State	L	7-12
*Winona State	W	7-6
*Winona State	W	5-4
*Winona State	L	2-7
*Northern State	W	6-3
*Northern State	W	10-1
*Minnesota-Crookston	W	22-4
*Minnesota-Crookston	W	8-7
*Minnesota-Crookston	W	9-2
*Minnesota-Crookston	W	8-1
St. Cloud State	W	20-8
St. Cloud State	L	5-21
*Wayne State	L	2-8
*Wayne State	W	7-0
*Wayne State	W	11-4
*Wayne State	L	5-9
Augustana (SD)	L	2-7
Augustana (SD)	L	1-3
*Minnesota-Morris	W	9-1
*Minnesota-Morris	W	11-1
*Minnesota-Morris	W	11-5
*Minnesota-Morris	W	4-2
#Winona State	L	4-22
#Bemidji State	W	12-8
#Winona State	W	10-8
#Wayne State	W	6-5
#Wayne State	W	7-6

*NSIC game
 #NSIC Championships, Bemidji, Minn.

Final NSIC Standings

	W-L	Pct.
1. Bemidji State	13-3	.813
2. Winona State	15-5	.750
3. ^SMSU	18-6	.750
4. Wayne State	15-7	.682
5. Minnesota-Duluth	12-6	.667
6. Concordia	11-9	.550
7. Minnesota-Crookston	5-15	.250
8. Northern State	1-23	.042
9. Minnesota-Morris	0-16	.000

^SMSU won NSIC Championship Tournament



2008 SOUTHWEST MINNESOTA STATE BASEBALL
GAME-BY-GAME RESULTS



2003 (27-20, 16-6)

Indianapolis (IN)	W 3-2
South Dakota	L 1-3
Wayne State (MI)	W 12-11
Wayne State (MI)	L 7-10
Ashland (OH)	L 8-20
Ashland (OH)	W 8-5
Kentucky Wesleyan	L 4-10
Teikyo Post (CT)	W 9-2
So. New Hampshire	W 20-11
Stonehill (MA)	L 1-3
Washburn (KS)	W 12-9
MSU, Mankato	W 5-1
Rockhurst (MO)	L 0-9
Rockhurst (MO)	L 4-8
South Dakota State	W 5-0
South Dakota State	W 7-2
*Minnesota-Morris	W 9-4
*Minnesota-Morris	W 9-1
*Minnesota-Morris	W 19-3
*Minnesota-Morris	W 21-2
MSU, Mankato	W 11-7
MSU, Mankato	L 4-8
*Minnesota-Crookston	W 24-4
*Minnesota-Crookston	W 8-5
*Minnesota-Crookston	L 0-2
*Minnesota-Crookston	W 13-0
*Northern State	W 15-10
*Northern State	W 10-1
*Winona State	L 0-3
*Winona State	L 2-4
*Winona State	W 11-2
*Winona State	W 16-12
*Northern State	W 19-8
*Northern State	L 6-12
*Bemidji State	L 0-7
*Bemidji State	W 9-5
*Wayne State	L 0-20
*Wayne State	W 2-1
*Wayne State	W 5-4
*Wayne State	W 9-2
Augustana (SD)	W 14-6
Augustana (SD)	L 7-12
South Dakota State	L 2-7
North Dakota State	L 6-7
North Dakota State	L 4-13
#Concordia	L 1-6
#Minnesota-Duluth	L 1-5

*NSIC game

#NSIC Championships, Duluth, Minn.

Final NSIC Standings

	W-L	Pct.
1. Minnesota-Duluth	15-3	.833
2. ^Concordia	14-4	.778
3. SMSU	16-6	.727
4. ^Wayne State	12-6	.667
5. Winona State	11-6	.647
6. Bemidji State	11-11	.500
7. Minnesota-Crookston	7-15	.318
8. Northern State	3-18	.143
9. Minnesota-Morris	2-22	.083
^Won NSIC Championship Tournament (tournament not completed due to bad weather)		

2004 (30-22, 17-11)

Indiana (PA)	W 18-6
East Stroudsburg (PA)	W 11-5
Truman State (MO)	W 13-12
Truman State (MO)	W 13-2
Ashland (OH)	L 5-7
South Dakota	L 1-6
Indianapolis (IN)	L 0-9
Slippery Rock (PA)	L 2-3
Bloomsburg (PA)	L 1-5
Bloomsburg (PA)	W 5-1
Merrimack (MA)	W 6-0
Augustana (SD)	W 7-4
Augustana (SD)	W 15-8
MSU, Mankato	L 4-5
MSU, Mankato	W 9-3
St. Cloud State	W 14-4
St. Cloud State	L 2-4
*Bemidji State	W 23-2
*Bemidji State	W 5-4
*Bemidji State	W 3-0
*Bemidji State	W 4-2
*Minnesota-Crookston	W 18-6
*Minnesota-Crookston	W 24-5
*Minnesota-Crookston	L 0-3
*Minnesota-Crookston	W 14-0
South Dakota State	W 6-5
South Dakota State	W 11-9
*Northern State	W 11-9
*Northern State	W 10-5
*Northern State	L 5-10
*Northern State	W 5-4
MSU, Mankato	L 3-5
MSU, Mankato	L 1-6
*Concordia	L 7-13
*Concordia	L 4-5
*Concordia	W 9-0
*Concordia	W 14-9
*Wayne State	L 1-6
*Wayne State	W 6-3
*Minnesota-Duluth	L 4-14
*Minnesota-Duluth	W 6-1
*Minnesota-Duluth	L 3-4
*Minnesota-Duluth	L 5-8
*Wayne State	L 2-24
*Wayne State	L 2-8
*Winona State	W 5-3
*Winona State	W 5-4
*Winona State	W 7-3
*Winona State	L 4-7
#Wayne State	L 1-5
#Minnesota-Duluth	W 6-1
#Winona State	L 2-7

*NSIC game

#NSIC Championships, Wayne, Neb.

Final NSIC Standings

	W-L	Pct.
1. ^Wayne State	19-8	.703
2. Winona State	18-8	.692
3. Minnesota-Duluth	17-8	.680
4. SMSU	17-11	.607
5. Concordia	13-15	.464
6. Bemidji State	11-17	.392
7. Northern State	10-16	.384
8. Minnesota-Crookston	2-24	.076
^Won NSIC Championship Tournament		

2005 (26-22, 12-10)

Pittsburg State (KS)	L 2-3
Pittsburg State (KS)	L 1-5
Pittsburg State (KS)	W 14-11
North Dakota	W 6-3
North Dakota	L 4-11
Wayne State (MI)	W 11-4
Wayne State (MI)	W 11-6
Truman State (MO)	L 3-11
Indianapolis (IN)	L 5-10
New Jersey Tech	W 8-0
UMass-Lowell	L 3-7
*Minnesota-Crookston	W 3-0
*Minnesota-Crookston	W 17-1
*Northern State	W 7-5
*Northern State	L 2-5
*Northern State	W 2-1
*Northern State	W 2-1
MSU, Mankato	L 1-21
MSU, Mankato	L 3-5
*Wayne State	L 0-1
*Wayne State	L 2-3
*Wayne State	W 10-2
*Wayne State	W 13-2
*Bemidji State	W 17-9
*Bemidji State	W 11-3
*Bemidji State	L 3-6
*Bemidji State	L 3-7
Nebraska-Omaha	L 1-11
Nebraska-Omaha	W 9-4
*Concordia	L 1-2
*Concordia	L 5-7
*Concordia	W 5-4
*Concordia	L 8-14
South Dakota State	W 10-5
South Dakota State	L 8-18
*Winona State	W 11-5
*Winona State	L 12-19
*Winona State	W 10-3
*Winona State	L 4-11
Augustana (SD)	W 8-5
Augustana (SD)	W 5-4
Upper Iowa	W 9-2
Upper Iowa	W 8-5
#Concordia	W 13-9
#Wayne State	L 4-8
#Winona State	W 8-7
#Wayne State	W 2-0
#Wayne State	L 2-20

*NSIC game

#NSIC Championships, Wayne, Neb.

Final NSIC Standings

	W-L	Pct.
1. ^Wayne State	19-3	.864
2. Concordia	17-5	.773
3. SMSU	12-10	.545
4. Winona State	12-12	.500
5. Bemidji State	8-14	.364
6. Northern State	8-14	.364
7. Minnesota-Crookston	2-20	.091
^Won NSIC Championship Tournament		

2006 (20-30, 10-8)

Pittsburg State (KS)	L 2-5
Pittsburg State (KS)	L 5-6
Pittsburg State (KS)	L 5-7
Pittsburg State (KS)	L 3-6
Nebraska-Omaha	L 3-4
Nebraska-Omaha	L 0-14
Minnesota-Duluth	W 8-5
Minnesota-Duluth	W 7-3
Lock Haven (PA)	W 4-3
Lock Haven (PA)	L 4-9
Indiana (PA)	L 4-11
North Dakota	L 3-8
North Dakota	W 1-0
Slippery Rock (PA)	L 1-6
Slippery Rock (PA)	L 7-9
Wayne State (MI)	L 5-15
*Wayne State	L 4-7
*Wayne State	L 0-3
*Wayne State	L 2-4
*Wayne State	L 0-9
St. Cloud State	L 1-6
St. Cloud State	W 7-0
*Bemidji State	L 1-9
*Bemidji State	W 4-2
South Dakota State	W 7-6
*Minnesota-Crookston	W 5-2
*Minnesota-Crookston	W 1-0
*Minnesota-Crookston	W 21-0
*Minnesota-Crookston	W 6-0
Nebraska-Omaha	L 2-4
Nebraska-Omaha	L 2-4
Upper Iowa	W 3-1
Upper Iowa	L 2-3
Upper Iowa	W 8-6
Upper Iowa	L 2-8
Augustana (SD)	L 5-6
Augustana (SD)	L 8-12
*Northern State	W 23-10
*Northern State	W 14-2
*Northern State	W 8-5
*Northern State	W 10-6
MSU, Mankato	W 5-3
MSU, Mankato	L 2-16
*Winona State	W 9-4
*Winona State	L 6-10
*Winona State	L 6-7
*Winona State	L 9-15
#Wayne State	L 1-5
#Winona State	W 10-8
#Concordia	L 4-7

*NSIC game

#NSIC Tournament, Wayne, Neb.

Final NSIC Standings

	W-L	Pct.
1. Wayne State	19-1	.950
2. Winona State	17-5	.773
3. Concordia	13-5	.722
4. SMSU	10-8	.556
5. Bemidji State	3-15	.167
6. Northern State	2-16	.111
7. Minnesota-Crookston	0-14	.000



2008 SOUTHWEST MINNESOTA STATE BASEBALL
GAME-BY-GAME RESULTS



2007 (26-16, 17-7)

Pittsburg State (KS)	L	12-16
Pittsburg State (KS)	L	2-11
Pittsburg State (KS)	W	1-0
Pittsburg State (KS)	W	7-6
Lock Haven (PA)	W	8-7
Lock Haven (PA)	W	11-4
Wayne State (MI)	L	3-9
Wayne State (MI)	L	4-7
Ashland (OH)	W	8-7
North Dakota	W	3-0
North Dakota	W	4-1
Slippery Rock (PA)	W	7-2
Slippery Rock (PA)	L	3-6
Nebraska-Omaha	W	7-6
*Mary (ND)	W	4-3
*Mary (ND)	W	7-0
*Mary (ND)	W	11-2
*Mary (ND)	L	6-7
*Northern State	W	12-5
*Northern State	W	9-1
*Wayne State	L	7-19
*Wayne State	L	1-6
*Upper Iowa	L	4-5
*Upper Iowa	L	1-2
*Upper Iowa	W	13-7
*Upper Iowa	L	5-10
*Northern State	W	9-5
*Northern State	W	4-2
*Bemidji State	W	10-7
*Bemidji State	W	6-2
*Bemidji State	W	1-0
*Bemidji State	W	15-3
*Wayne State	W	3-2
*Wayne State	L	1-7
*Minnesota, Crookston	W	15-0
*Minnesota, Crookston	W	5-3
*Minnesota, Crookston	W	5-4
*Minnesota, Crookston	W	31-3
MSU, Mankato	L	9-10
MSU, Mankato	L	5-14
#Winona State	L	5-6
#Wayne State (NE)	L	7-20

*NSIC game
 #NSIC Tournament, Wayne, Neb.

Final NSIC Standings

	W-L	Pct.
1. Wayne State	19-1	.950
2. Winona State	17-5	.773
3. Concordia	13-5	.722
4. SMSU	10-8	.556
5. Bemidji State	3-15	.167
6. Northern State	2-16	.111
7. Minnesota, Crookston	0-14	.000

Alumni Field • The Home of SMSU Baseball

The Southwest Minnesota State baseball complex on the north end of campus is has become one of the top college fields in the upper Midwest.

Over the last several years, Alumni Field has seen numerous changes and continues to make changes every season. In the last several years, two hitting cages have been added, as well as new sod in the infield, an irrigation system, new backstop, new scoreboard, press box, grandstand and a hitter's eye in centerfield.

The improved Southwest Minnesota State baseball complex gives SMSU players some of the best facilities in NCAA II.

SMSU HOME RECORD YEAR-BY-YEAR

Year	Record	Year	Record	Year	Record
1970	0-6	1985	12-4	2000	10-10
1971	2-10	1986	15-5	2001	5-1 (1-1)
1972	7-6	1987	9-5	2002	8-6 (6-4)
1973	5-3	1988	10-6	2003	12-2
1974	11-2	1989	8-4	2004	13-7
1975	4-2	1990	6-5	2005	11-5
1976	9-5	1991	8-4	2006	5-3
1977	6-7	1992	7-7	2007	5-1
1978	7-7	1993	7-8	Total	291-187 (.608)
1979	4-8	1994	8-5	<i>Note: Since 1998 () indicates games played in Marshall.</i>	
1980	5-5	1995	10-3	<i>Since 2003, all games have been played at Alumni Field</i>	
1981	6-6	1996	4-6		
1982	6-4	1997	13-1		
1983	3-9	1998	10-5 (7-4)		
1984	8-4	1999	12-0		



Southwest Minnesota State has had tremendous success playing at home since the program began in 1970. Under head coach Paul Blanchard the success has been even more impressive as SMSU has racked up a home mark of 104-41 in his 11 seasons, including a perfect 12-0 record in 1999.

SMSU is 46-18 at Alumni Field since moving all of its home games to the on-campus ballpark in 2003.

Included in the all-time home record is not only the home games played at Legion Field or Alumni Field, but the many "home" games SMSU has played in the area including the communities of Cottonwood, Milroy, Tracy and Lamberton.





ALL-TIME SERIES RECORDS

Opponent	First	Last	Record
Adelphi (N.Y.)	1996	1996	2-0
Alderson-Broadus (W.V.)	2002	2002	1-0
American International (Mass.)	1996	1998	2-0
Arkansas-Little Rock	1983	1983	0-1
Arkansas Tech	1981	1982	1-3
Ashland (Ohio)	1998	2007	3-2
Assumption (Mass.)	1997	1997	1-1
Augustana (S.D.)	1980	2006	33-29
Austin (Texas)	1985	1987	4-2
Bellarmine (KY)	1999	1999	0-1
Bellevue (Neb.)	1994	1994	0-1
Bemidji State	1970	2007	81-50
Benedictine (Kan.)	1978	1978	0-2
Bishop (Texas)	1975	1975	0-1
Bloomsburg (Pa.)	2004	2004	1-1
Bluefield State (W.V.)	2001	2002	3-1
Briar Cliff (Iowa)	1980	1992	4-5
Buena Vista (Iowa)	1974	1974	1-1
Central Arkansas	1981	1984	1-7
Central Oklahoma State	1971	1986	0-10
Chadron State (Neb.)	1979	1979	2-1
Claremont-Mudd-Scripps (Calif.)	1992	1992	0-1
College of the Ozarks (Ark.)	1981	1982	3-3
Concordia (Calif.)	1992	1992	0-2
Concordia-St. Paul	1981	2007	12-7
Concordia (Texas)	1985	1995	3-6
Dakota State (S.D.)	1971	1995	13-3
Dordt (Iowa)	1993	1994	2-2
Dallas (Texas)	1974	1977	2-2
Dubuque (Iowa)	1987	1987	0-1
Davis & Elkins (W.V.)	1999	1999	0-1
East Stroudsburg (Pa.)	2004	2004	1-0
Emporia State (Kan.)	1972	1973	0-3
Edinboro (Pa.)	1999	2002	3-1
Evangel (Mo.)	1994	1994	0-1
Fairmont State (W.V.)	1999	1999	2-0
Findlay (Ohio)	2000	2000	1-0
Fort Hays State (Kan.)	1972	1980	3-10
Gannon (Pa.)	1997	1997	1-0
Grand View (Iowa)	1986	1993	0-2
Gustavus	1978	2001	10-7
Hardin-Simmons (Texas)	1977	1977	0-2
Henderson State (Ala.)	1981	1982	1-3
Huron (S.D.)	1972	2000	13-8
Huston Tillotson (Texas)	1985	1991	5-7
Incarinate Word (Texas)	1991	1993	0-3
Indiana (Pa.)	1998	2006	2-3

Opponent	First	Last	Record
Indianapolis (Ind.)	1997	2005	5-5
Jamestown (N.D.)	1980	1993	1-1
John Brown (Texax)	1974	1980	0-5
Kentucky Wesleyan	2003	2003	0-1
La Verne (Calif.)	1992	1992	0-1
Lea (Minn.)	1971	1972	4-2
Lock Haven (Pa.)	1998	2007	6-1
Macalester	1971	1972	2-0-1
Malone (Ohio)	1997	1997	1-0
Mansfield (Pa.)	1999	2000	1-1
Marian (Wis.)	1993	1993	0-1
Mary	2007	2007	3-1
Marymount (Kan.)	1977	1977	0-4
Mary Hardin-Baylor (Texas)	1985	1995	1-6
Massachusetts-Lowell	2005	2005	0-1
Merrimack (Mass.)	2004	2004	1-0
Minnesota	1992	2001	0-3
Minnesota, Crookston	2000	2007	24-2
Minnesota Duluth	1977	2006	47-46
Minnesota-Morris	1970	2003	73-40
Minnesota State, Mankato	1973	2007	7-31
Minot State (N.D.)	1978	1980	3-2
Missouri Western State	1974	1974	1-0
Missouri Southern State	1986	1986	0-1
Missouri-St. Louis	1974	1974	1-0
Moorhead State	1970	1983	22-22
Morningside (Iowa)	1974	1986	3-5
Mt. Marty (S.D.)	1986	1995	3-4
Nebraska	1977	1977	0-1
Nebraska-Kearney	1973	1973	1-0
Nebraska-Omaha	1986	2007	3-8
New Jersey Tech	2001	2001	1-0
North Dakota	1995	2006	8-7-1
North Dakota State	1991	2003	3-9
Northern State	1979	2007	74-27
Northeastern Illinois	1984	1984	1-3
North Texas State	1987	1987	0-1
Northwestern (Iowa)	1976	1992	14-8
Oklahoma Baptist	1971	1971	0-2
Oklahoma Panhandle State	2002	2002	0-1
Oklahoma Science & Arts	1976	1976	1-1
Ouachita Baptist (Okla.)	1981	1982	2-1
Peru State (Neb.)	1991	1991	0-2
Phillips (Okla.)	1971	1971	0-2
Pittsburg State (Kan.)	2005	2007	3-8
Plano (Texas)	1973	1976	3-8
Point Loma Nazerine (Calif.)	1992	1992	0-2

Opponent	First	Last	Record
Queens (N.Y.)	1996	1996	1-0
Ridgewater C.C.	1970	1971	1-2
Rockhurst (MO)	2000	2003	2-3
Rosary (Ill.)	1997	1997	1-0
St. Anselm (N.H.)	2000	2000	1-0
St. Cloud State	1970	2006	15-40
St. Edwards (Texas)	1985	1995	6-8
St. Gregory's (Okla.)	1976	1976	2-0
St. John's	1974	2000	2-3
St. Joseph's (Ind.)	2000	2000	1-0
St. Mary's	1987	1987	1-1
St. Mary's (Texas)	1972	1994	2-5
St. Rose (N.Y.)	1997	1997	1-0
St. Scholastica	1991	1992	2-0
St. Thomas	1977	1977	1-1
Sacred Heart (Conn.)	1996	1996	0-1
Saginaw Valley State (Mich.)	1997	1997	1-0
Schreiner (Texas)	1987	1995	2-6
Sioux Falls (S.D.)	1972	1986	8-1
Slippery Rock (Pa.)	2001	2007	2-4
South Dakota	1996	2004	2-6
South Dakota-Springfield	1978	1980	4-1
South Dakota State	1970	2006	33-52
Southern Ill.-Edwardsville	1999	1999	1-0
Southern New Hampshire	2002	2003	2-0
Southwestern Assemblies (Texas)	1973	1973	2-0
Southwestern (Texas)	1986	1991	1-13
Stonehill (Mass.)	1998	2003	0-2
Teikyo Post (Conn.)	2003	2003	1-0
Texas Lutheran	1972	1972	0-2
Texas Wesleyan	1972	1991	2-17
Tiffin (Ohio)	1988	1988	1-1
Truman State (Mo.)	2004	2005	2-1
Union (Ky.)	1991	1991	0-2
Upper Iowa	2005	2007	5-5
Walsh (Ohio)	1997	1997	1-0
Washburn (Kan.)	2003	2003	1-0
Wayne State (Neb.)	1974	2007	18-28
Wayne State (Mich.)	2003	2007	3-4
West Liberty State (W.V.)	2001	2001	2-0
Westmar (Iowa)	1972	1981	6-1
Whittier (Calif.)	1992	1992	1-0
Winona State	1970	2007	45-97
Wisconsin-Oshkosh	1974	1974	0-1
Wisconsin-Parkside	2001	2001	0-1

BOLD indicates 2008 opponent



2008 SOUTHWEST MINNESOTA STATE BASEBALL

MEDIA INFORMATION



General Information

Your hosts at Alumni Field and for all Mustang athletic events are Kelly Loft, athletic communications director and athletic communications assistant directors Crystal Kruger and Andy Schlichting. Media are invited to visit www.SMSUmustangs.com for additional information.

This guide will be supplemented with materials on a regular basis during the year. Permission is granted to quote any portion of this publication in your coverage of SMSU baseball.

If we can ever be of any assistance, please do not hesitate to call on us. In an effort to continue to provide a professional working environment, we have established the following guidelines for the upcoming season:

Athletic Communications Contact

Kelly Loft's office number is 507-537-7177, while Crystal Kruger can be reached at 507-537-6439 and Andy Schlichting at 507-537-7239. Fax number is 507-537-6578.

Working Credentials

Only accredited members of the media will receive credentials for any game. Requests should be made as early as possible. Credentials for games should be directed to Kelly Loft.

Radio Broadcasts

All radio broadcast requests must be approved in advance at least one week before the match through the SMSU Athletic Communications Office.

Head Coach Interviews

Paul Blanchard is available for interviews at any time throughout the week. The best time to reach him is in the morning at 507-537-7268.

Gameday Services for Media & Scouts

Working media members and scouts will be provided with rosters, statistics, a media guide and notified of other developments of interest during the game. Complete game statistics including game box score and play-by-play will be made available following each game.

A fax machine is also available for the media in the athletic offices on third floor in Founders Hall.

Media members wishing to receive a faxed or e-mail copy of the gameday notes before arriving to the field should contact Kelly Loft.

Player Interviews

Player interviews during the week **MUST** be arranged through the Athletic Communications Office. For best results, please make arrangements in advance. Players will return phone calls from media if asked to do so from the athletic communications office.

To set up a phone interview, please contact Kelly Loft. The communications staff will have the player contact you. Your cooperation is appreciated.

Players will be available for interviews before and after practice. Practice is open to the media but is asked to contact the SMSU Athletic Communications Office so we can better assistance you.

SMSUmustangs.com

For the most up to the minute coverage of Mustang athletics on the World Wide Web, log on to www.SMSUmustangs.com the official web site of SMSU athletics.

The latest news, roster, game stories, box scores, on-line media guide and season statistics are all available on the Southwest Minnesota State athletic Web site. Information on all 11 of SMSU's varsity sports is available on the site as well as general athletic department information including camps and special events.

You can also call the **Mustang Sports Hotline** at 1-800-470-0638 (in Minnesota) or 507-828-0638 (outside of Minnesota) for the latest scores and information.

SMSU Primary Media Outlets

KARL Radio

Aaron Zeimer
1414 East College Drive
Marshall, MN 56258
Phone: (507) 532-2282
FAX: (507) 532-3739
ziemera@iw.net

Marshall Independent

Andy Rennecke
508 West Main Street
Marshall, MN 56258
Phone: (507) 537-1551
FAX: (507) 537-1557
arennecke@marshallindependent.com

Sioux Falls Argus Leader

Sports Department
PO Box 5034
Sioux Falls, SD 57117-5034
Phone: (605) 636-4263
FAX: (605) 977-3933

Associated Press

511 S. 11th Ave. Suite 404
Minneapolis, MN 55415
Phone: (800) 552-7250
FAX: (612) 342-5299

Minneapolis Star Tribune

Sports Department
425 Portland Ave.
Minneapolis, MN 55488
Phone: (612) 673-4447
FAX: (612) 673-7774

St. Paul Pioneer Press

Sports Department
345 Cedar Street
St. Paul, MN 55101
Phone: (651) 228-5518
FAX: (651) 228-5527

KSAX-TV

415 Fillmore Street
Alexandria, MN 56308
Phone: (320) 763-5729
FAX: (320) 763-4627

KDLT-TV

Mark Ovenden
3600 S Westport Ave
Sioux Falls, SD 57106
Phone: (605) 361-1357
FAX: (605) 361-3982
sports@kdl.com

SMSU Spur

Sports Editor
BA 122
Phone: 507-537-6228

KELO-TV

Jay Elsen
501 S. Phillips Ave.
Sioux Falls, SD 57104
Phone: (800) 888-5356
FAX: (605) 336-0202
jelsen@keloland.com

KSFY-TV

Erik Thorstenson
300 N. Dakota Ave.
Sioux Falls, SD 57104
Phone: (800) 955-5739
FAX: (605) 336-2067
ethorstenson@ksfy.com

KEYC-TV

Perry Dyke
1570 Lookout Drive
North Mankato, MN 56002
Phone: (507) 625-7905
FAX: (507) 625-5745
tvperry@keyc.com

KSSU-TV & Radio

Campus TV and Radio Station
BA 170
Phone: 507-537-7134

Athletic Communications Staff

Your hosts for Mustang athletics are Kelly Loft, athletic communications director and assistant athletic communications directors Crystal Kruger and Andy Schlichting.

Kelly Loft is in his 11th year as athletic communications director at SMSU and is responsible for publicizing the SMSU athletic programs via press releases, media guides, statistical maintenance and archiving. He also maintains the official SMSU athletics Web site.

During his tenure at SMSU he's been honored three times by the College Sports Information Directors of America (CoSIDA) for publication and writing awards.

A 1997 graduate of Southwest Minnesota State with a degree in radio/television, Loft, interned at Midwest Sports Channel in Minneapolis before taking over at SMSU in 1997.

He currently is working on his master's degree in sports management from SMSU.

Kelly and his wife, Kari, live in Marshall with their son Dillon and daughter Regan.



Kelly Loft

Crystal Kruger is in her second year as assistant athletic communications director at SMSU in 2007-08.

A native of Brewster, Minn., Kruger is a 2006 graduate of Buena Vista University with a degree in mass communications and a minor in communication & performance studies.

A member of the Buena Vista women's basketball team for three seasons, Kruger worked in the BVU sports information office during her senior year and also served as the sports editor for the college newspaper.

Kruger is pursuing her master's degree in sports management.



Crystal Kruger

Andy Schlichting is in his first full year as assistant athletic communications director at SMSU in 2007-08.

Schlichting, a 2006 graduate of SMSU in sports management, began working in the athletic communications office as an intern in the fall of 2006, before taking over as a graduate assistant in January of 2007.

A native of Chaska, Minn., Schlichting was a four-year letterwinner for the SMSU football team earning first team all-region honors as a punter in 2005. He finished his career with a 38.0 punt average which ranks second all-time in school history.

Schlichting is pursuing his master's degree in sports management.



Andy Schlichting