2026-27 Saint Mary's College Men's Basketball

Assistant AD for Communications: Ryan Barnett C: (661) 714-6210 / rab22@stmarys-ca.edu
Tickets: (925) 631-4392 • PO Box 5100 • 1928 Saint Mary's Road • Moraga, CA 94575
www.SMCGaels.com • Twitter, Instagram: @SaintMarysHoops • Facebook: /SMCMensBasketball

Record (6-1) WCC (0-0) Ranking (NR/NR)
Home (6-0) Away (0-0) Neutral (0-1)

Nov. 2	**Illinois State (ESPN+)**	**W, 90-85 (OT)**
Nov. 4	**North Dakota State (ESPN+)**	**W, 105-64**
Nov. 8	vs. Nevada +	L, 95-96 (OT)
Nov.13	**UIC (ESPN+)**	**W, 84-61**
Nov.16	**Portland State (ESPN+)**	**W, 94-78**
Nov.20	**RV/RV Saint Louis (ESPN2)**	**W, 95-78**
Nov.22	**Menlo (ESPN+)**	**W, 94-78**
Nov.26	vs. No. 6/9 UCLA & (FS1)	2:00 PM
Nov.27	vs. No. 7/5 Texas / RV/NR Georgetown & (FOX)	TBD
Dec. 1	**Hofstra (ESPN+)**	**6:30 PM**
Dec. 5	at Oklahama State (TNT)	12:15 PM
Dec. 9	**New Mexico State (ESPN+)**	**7:00 PM**
Dec.12	at New Mexcio (CBSSN)	3:30 PM
Dec.18	**Iona (ESPN+)**	**7:00 PM**
Dec.22	**Harvard (ESPN+)**	**6:00 PM**
Dec.29	**Princeton (ESPN+)**	**7:00 PM**
Jan. 2	**San Diego * (CBSSN)**	**7:00 PM**
Jan. 6	at Denver * (ESPN+)	6:00 PM
Jan.13	**Portland * (ESPN+)**	**7:00 PM**
Jan.16	at Pepperdine * (ESPN+)	3:00 PM
Jan.20	**Pacific * (CBSSN)**	**8:00 PM**
Jan.23	**LMU * (ESPN+)**	**7:00 PM**
Jan.27	at San Francisco * (ESPN2/U)	8:00 PM
Jan.30	**Santa Clara * (ESPN2)**	**7:00 PM**
Feb. 3	at Portland * (CBSSN)	8:00 PM
Feb. 6	at Seattle U * (ESPN2)	8:30 PM
Feb. 9	**San Francisco * (ESPN2)**	**8:00 PM**
Feb.13	at LMU * (CBSSN)	7:30 PM
Feb.18	at Pacific * (CBSSN)	7:30 PM
Feb.21	**Pepperdine * (ESPN+)**	**5:00 PM**
Feb.24	**Seattle U * (ESPN+)**	**7:00 PM**
Feb.27	at Santa Clara * (ESPN2)	7/7:30 PM
Mar.5-9	Credit Union 1 WCC Tournament !	

All times listed PST Key: + = Caesars Lake Tahoe Classic (Tahoe Blue Event Center - Stateline, Nev.); & = Rady Children's Invitational (Jenny Craig Pavilion - San Diego, Calif.); *West Coast Conference opponent; ! = CU1 WCC Men's Basketball Championship (Orleans Arena - Las Vegas, NV)

Rady Children's Invitational

Saint Mary's, UCLA, Texas, Georgetown
- Game 1: SMC vs. UCLA (6-0)
- Game 2: SMC vs. Texas (6-0) -OR- Georgetown (6-0)
- SMC at MTEs Since 2018-19: 8-9
- SMC All-Time vs. UCLA: 2-12
- SMC All-Time vs. Texas: 0-1
- SMC All-Time vs. Georgetown: 0-0

MTE Information:
November 26-27, 2026
Jenny Craig Pavilion -- San Diego, Calif.
TV: FS1 (Thu.)/FOX (Fri.) (Aaron Goldsmith & Jim Jackson)
Live Stats: Stat Broadcast

Gael Spotlight

• The Gaels currently boast the third longest home winning streak in the NCAA, having won each of their last 32 contests inside UCU Pavilion. Saint Mary's has not lost a game on their home floor since Dec. 22, 2024, when they fell 75-68 to Utah State in their non-conference finale. Since then, the Gaels have gone a perfect 18-0 at home vs WCC foes, and 14-0 at home against non-con opponents.

• The Gaels enter the 2026-27 campaign riding a streak of five consecutive NCAA Tournament berths. Prior to the start of this epic run, spanning from 2022-present, the Gaels had only made it to back-to-back NCAA Tournaments once (2012 and 2013). On top of this, Saint Mary's is one of only 13 schools to receive a single digit seed in each of the last five NCAA Tournaments, and is one of only three schools to do so while not coming out of a Power 5 (now Power 4) conference (Gonzaga and UConn). First year Head Coach Mickey McConnell looks to keep this streak going, after serving as an assistant on staff over the first five years of this streak.

• Saint Mary's has also won at least a share of the WCC Title in four consecutive seasons, also a program long streak. The Gaels will now look to be the first team to win a share of five straight WCC title since Gonzaga won 11 in a row from 2013-2023.

• First Team All-WCC point guard Joshua Dent returns to lead this year's Gael side, the only returning first team All-WCC honoree in the conference. Dent will be joined by five fellow returners, Mantas Juzenas, Rory Hawke, Kevin Gad, Jazz Gardner and Trent MacLean. On to compliment this group of Gael vets are 10 newcomers, broken down into five transfers, four true freshmen, and one former G-League Player. With NCAA DI hoops experience under their belts, Jeremy Dent Smith (Stanford), Vangelis Zougris (Louisville), Salih Altuntas (Miami (FL)), Luke Fennell (Syracuse) and Thomas Ndong (Cal Baptist) will bring veteran leadership to the group. The future also looks extremely bright with the likes of true freshmen Darius Bivins, Flynn Pavely, Cooper Lewis and Sam Curvy mixing into the fold. A local product out of Oakland, Jalen Lewis rounds out the group of newcomers after spending time with the Milwuakee Bucks G-League affiliate, the Wisconsin Herd.

About Saint Mary's

» The Gaels hold the highest highest winning percentage (.771) and are tied for the most NCAA Tournament appearances (7) of any NCAA Division I men's basketball program in the state of California since the 2016-17 season.

» Saint Mary's currently has the fourth best win percentage (.771) of any Div. I team in the nation since 2016-17.

» SMC has a 109-31 record (.779) winning percentage against non-conference opponents in regular season games since 2016-17.

» Since 2016-17, SMC has posted a 132-29 (.820) overall record in West Coast Conference play.

» Saint Mary's has been selected for postseason (12 NCAA, 7 NIT) in each of the last 19 seasons, the fourth-longest active streak in the NCAA behind Kansas, Michigan State, and Gonzaga.

» Saint Mary's has now finished t-2nd or higher in the WCC in 19 of the last 23 seasons and has won 25 or more games 16 times in the last 23 seasons.

» The Gaels went 30-6 in the regular season of 2017-18, marking the most single-season wins in program history.

» 1st year Head Coach Mickey McConnell takes the reins of the program in 2026-27, and looks to be the 13th active NCAA Division I coach to play for his alma mater in an NCAA Tournament and be the head coach at his alma mater at an NCAA Tournament. McConnell served as an assistant on the Gaels' coaching staff from 2019-26 and was a part of five NCAA Tournaments as an assistant to go along with the two he played in as a Gael.

2026-27 Saint Mary's Gaels *Indicates Last Game Starter

No.	Name	Pos.	Ht.	Yr.	GP-GS	PPG	RPG	APG	Notes
0	Mantas Juzenas*	G/F	6-6	So.	7-7	20.6	9.4	3.1	Leading scorer and rebounder with 3 double-doubles in 7 gms, Scored a Eurobasket U20 record 46 pts for Lithaunia vs Poland
2	Jeremy Dent-Smith*	G	6-1	Gr.	7-2	9.9	1.9	2.1	Made first SMC start vs SLU, Led ACC in bench scoring at Stanford LY, 2* NCAA DII All-American at CSU Dom. Hills
7	Joshua Dent*	G	6-3	Jr.	7-7	14.6	2.0	5.1	Dropped CH 30 pts vs Nevada (Nov. 8), 1 of 2 returning 1T All-WCC players, Returning leading scorer, 25th Gael from Australia
32	Jazz Gardner*	F/C	7-0	R-Jr.	7-7	4.9	4.0	1.1	Redshirted LY for the Gaels after transfering from Pacific, 53 games played and 56% career FG% in time at Pacific and Nevada
35	Vangelis Zougris*	F	6-8	Sr.	7-7	13.7	5.9	2.0	1 of 2 players in the country shooting at least 75% with 50+ FG Attempts, Started last 6 games LY Louisville (4 postseason)
1	Darius Bivins	G	6-0	Fr.	7-0	12.4	2.1	4.3	Leading Scorer off the bench, 1 of 24 50/40/90 Freshmen in the Country, Gaels' First Ever McDonald's All-American
3	Sam Curvy	G	6-5	Fr.	3-0	0.0	0.0	0.0	Made debut vs NDSU (11/4), Helped Jesuit HS in Portland to a 2nd Place State Finish in '25 and a 3rd Place State Finish in '26
5	Flynn Pavely	C	7-0	Fr.	4-0	1.0	0.2	0.2	Made each of his first 2 collegiate FG Attempts, 1 of 4 Australia Centre of Excellence Products on the Gaels' roster
8	Rory Hawke	G	6-5	R-So.	7-5	3.1	1.6	1.1	A 5th year soph. who saw his first full season of action LY, Made his first 4 collegiate starts LY, 43-81 (0.531) career FG
9	Luke Fennell	G	6-6	So.	6-0	2.3	1.0	1.5	Spent his freshman year at Syracuse, Played at COE with Josh Dent, Represented Australia at the U18 Asia Cup and U19 World Cup
11	Salih Altuntas	C	6-11	So.	1-0	3.0	7.0	0.0	SMC Debut vs. Menlo after missing time injured, 32 gms LY at Miami (FL) (65% FG), Represented Turkiye at the U16, U18 and U20 levels
18	Thomas Ndong	F	6-10	Sr.	7-0	5.3	3.1	0.7	Scored a CH 18 in his SMC debut, More OReb than DReb, Helped CBU to their first NCAA Tournament Berth & 57% FG LY
20	Cooper Lewis	G	6-3	Fr.	3-0	2.0	1.3	0.0	Made debut vs NDSU (11/4), Utah's Gatorade Player of the Year after averaging 27.4 PPG (110 3s made) as a SR at Lehi HS
24	Kevin Gad	F	6-6	R-Sr.	7-0	3.9	1.0	0.7	Started the first seven games of 2025-26 before being sidelines with an injury, 36 of 55 career FG Attempts from 3
42	Trent MacLean	F	6-8	Fr.	4-0	3.0	0.0	0.0	Had made a 3 in each of his 1st 4 games, RS LY, Son of UCLA All-Time Leading Scorer and NBA vet Don MacLean

Saint Mary's Quick Facts

Location. . . . . Moraga, Calif.
Founded 1863
Enrollment . . . . . 2,806 (1,918 undergrad)
Conference: . . . . . West Coast
President . . . . . Dr. Roger Thompson
VP for Intercollegiate Athletics . . . Mike Matoso
Home Arena: University Credit Union Pavilion (3,500)
Head Coach: . . . . . Mickey McConnell
Record at SMC: . . . . . 6-1 (.750) / 1st Year
WCC Record: . . . . . 0-0 (.000)
Career Record: . . . . . Same
2025-26 Record: 27-6
2025-26 WCC Record: 16-2
Players Returning/Lost: 6/9
Starters Returning/Lost: 1/4

Pronunciations

SALIH ALTUNTAS. . . . . Suh-lee al-TOON-tish
Luke FENNELL . . . . . fuh-NELL
Kevin GAD. . . . . Rhymes with Had
Rory HAWKE. . . . . HAWK
MANTAS JUZENAS . . . . . MON-tus yoo-ZAYN-us
Trent MACLEAN . . . . . muh-CLAIN
Thomas NDONG. . . . . en-dong
Flynn PAVELY . . . . . pay-v-lee
VANGELIS ZOUGRIS . . . . . vuh-GEH-liss zoo-griss

2026-27 WCC Preseason Poll

Team (First Place Votes)	Pts
Santa Clara (9)	81
Saint Mary's (1)	70
San Francisco	58
Seattle U	54
Pacific	53
LMU	46
Pepperdine	30
San Diego	26
Portland	22
Denver	10

2025-26 WCC Standings (Final)

Team	WCC	Pct.	Rec.	Pct.
No. 18/18 Gonzaga	16-2	.889	31-4	.886
RV/RV Saint Mary's	**16-2**	**.889**	**27-6**	**.818**
Santa Clara	15-3	.833	26-9	.743
Oregon State	9-9	.500	17-16	.515
San Francisco	8-10	.444	17-16	.515
Pacific	8-10	.444	18-15	.545
Seattle U	8-10	.444	21-14	.600
Washington State	7-11	.389	12-20	.375
Portland	6-12	.333	15-19	.441
LMU	6-12	.333	15-17	.469
San Diego	5-13	.278	12-21	.364
Pepperdine	4-14	.222	9-23	.281

National Polls (Week Four)

Associated Press

RK	TEAM	REC	PTS	TREND
1	Houston (55)	6-0	1466	↑7
2	Virginia (4)	7-0	1316	↑2
3	Florida	6-1	1262	↓2
4	Illinois	5-1	1200	↑8
5	Texas Tech	5-0	1185	↑4
6	UCLA	6-0	1183	↑1
7	Texas	6-0	1114	↓1
8	Arizona	4-1	1073	↑4
9	Tennessee	5-0	1047	↑5
10	UConn	4-1	976	↓7
11	Michigan State	5-1	924	↓9
12	Kansas	5-1	852	↓1
13	St. John's	5-0	768	-
14	Vanderbilt	6-0	688	↑1
15	Alabama	5-0	586	↑1
16	Duke	4-2	468	↓11
17	Miami	5-1	467	-
18	USC	6-0	454	-
19	BYU	5-0	418	↑2
20	LSU	6-0	325	↑5
21	Nebraska	6-0	319	↑3
22	Gonzaga	3-1	262	-
23	Indiana	6-0	237	↑3
24	Memphis	4-1	203	↑2
25	Louisville	3-1	183	↓2

Others receiving votes: Texas A&M 96, Minnesota 25, Iowa State 20, Arkansas 16, Baylor 13, High Point 10, Pittsburgh 5, West Virginia 4, Seton Hall 2, Utah State 2, Michigan 2, Notre Dame 2, Texas State 1, Georgetown 1

Dropped from rankings: Michigan 18, Arkansas 20

Coaches Poll

RK	TEAM	REC	PTS	TREND
1	Houston (29)	6-0	794	↑8
2	Virginia (1)	7-0	728	↑3
3	Florida (1)	6-1	696	↓2
4	Illinois	5-1	671	↑4
5	Texas	6-0	633	↑1
6	Texas Tech	5-0	584	↑5
7	UConn (1)	4-1	570	↓5
8	Arizona	4-1	557	↑4
9	UCLA	6-0	540	↑1
10	Michigan State	5-1	529	↓7
11	Tennessee	5-0	502	↑3
12	Kansas	5-1	469	↓3
13	St. John's	5-0	444	-
14	Vanderbilt	6-0	389	↑2
15	Alabama	5-0	364	-
16	Duke	4-2	335	↓12
17	Miami	5-1	273	-
18	Nebraska	6-0	227	↑2
19	USC	6-0	196	↑3
20	Gonzaga	3-1	166	↓1
21	BYU	5-0	157	↑3
22	LSU	6-0	134	↑3
23	Louisville	3-1	118	↓5
24	Indiana	6-0	83	↑2
25	Memphis	4-1	75	↑1

Others receiving votes: Texas A&M 60, Iowa State 25, Arkansas 22, Michigan 21, Utah State 14, Minnesota 11, High Point 7, Baylor 5, West Virginia 1

Dropped from rankings: Michigan 21, Arkansas 23

2026-27 Saint Mary's Men's Basketball

No.	Name	Pos.	Ht.	Wt.	Yr.	Exp.	Hometown (Previous School)
0	Mantas Juzenas	G/F	6-6	205	So.	1V	Kaunas, Lithuania (BC Zalgiris Kaunas)
1	Darius Bivins	G	6-0	175	Fr.	HS	Washington, D.C. (Bishop O'Connell)
2	Jeremy Dent-Smith	G	6-1	200	Gr.	4V	Hawthorne, Calif. (Stanford)
3	Sam Curvy	G	6-5	190	Fr.	HS	Portland, Ore. (Jesuit)
5	Flynn Pavely	C	7-0	250	Fr.	HS	Frenchs Forest, NSW, Australia (Centre of Excellence)
7	Joshua Dent	G	6-3	190	Jr.	2V	Wollongong, NSW, Australia (Centre of Excellence)
8	Rory Hawke	G	6-5	200	R-So.	1V	Townsville, Queensland, Australia (Centre of Excellence)
9	Luke Fennell	G	6-6	190	So.	1V	Melbourne, Australia (Syracuse)
11	Salih Altuntas	C	6-11	275	So.	1V	Istanbul, Turkiye (Miami (FL))
18	Thomas Ndong	F	6-10	245	Sr.	3V	Montreal, Quebec, Canada (Cal Baptist)
20	Cooper Lewis	G	6-3	195	Fr.	HS	Lehi, Utah (Lehi)
24	Kevin Gad	F	6-6	205	R-Sr.	3V	Livermore, Calif. (Granada)
25	Jalen Lewis	F	6-9	245	Jr.	HS	Oakland, Calif. (Overtime Elite)
32	Jazz Gardner	F/C	7-0	250	R-Jr.	2V	Pasadena, Calif. (Pacific)
35	Vangelis Zougris	F	6-8	245	Sr.	1V	Peristeri, Athens, Greece (Louisville)
42	Trent MacLean	F	6-10	205	R-Fr.	RS	Thousand Oaks, Calif. (SoCal Academy)

Head Coach: Mickey McConnell (Saint Mary's '1/1st Year Head Coach/8th Year on Staff)
Associate Head Coach: Hardy Asrpilla (1st Year), Chris Cobb (1st Year)
Assistant Coaches: Rob Jones (5th Year/2nd Stint), Trey Touchet (7th Year), Dan Sheets (7th Year)
Director of Player Personnel: Holden Wright (6th Year)
Director of Operations: Doc Wellman (1st Year)
Graduate Assistants: Clayton Mahloch (2nd Year), Caden Bruce (1st Year), Campbell Quinn (1st Year)

Another Piece of History Secured

Saint Mary's has opened the 2026-27 campaign by scoring at least 80 points in seven straight contests for the first time in program history. This surpassed last season's program record mark of six 80+ point scoring performances to open a year, as the Gaels opened last season on blistering offensive pace as well. The program record for consecutive 80+ point games at any point in a season is 12 straight to end the 1976-77 season and start the 1977-78 season when the Gaels did it from Feb. 10, 1977 to Dec. 13, 1977.

Gaels Sweep WCC Weekly Awards After 3-0 Week

For the first time since the 2024-25 season, Saint Mary's has swept the West Coast Conference Weekly Awards, as Mantas Juzenas earned WCC Player of the Week honors for the first time in his career, while Darius Bivins won his second consecutive WCC Freshman of the Week award. Juzenas averaged 25.7 PPG and 8.7 RPG in wins over Portland State, Saint Louis and Menlo, shooting 53.5% from the field and 55.2% from three. The Lithuanian native opened his week with a career-high 32 points against Portland State, the second fastest Gael to score 30+ in a game, behind only Patty Mills, who did it as a freshman, and followed that up with 25 points against Saint Louis and 20 against Menlo. Against Portland State, Juzenas also tied the program record for most three pointers made in a half, burying six of his seven in the second frame. For his stellar week, Juzenas was also named the Lou Henson National Player of the Week. Bivins averaged 13 PPG, 5 APG and 3.7 SPG coming off the bench for the Gaels. He has now won each of the last two WCC Freshman of the Week awards, the first Gael since Mikey Lewis in January of 2025 to do so.

More than a Scorer

Through six contests here in 2026-27, Mantas Juzenas ranks 10th in the country in points scored (144) and seventh in the country in total rebounded (66) as of November 22. He is one of only two players in the country to rank in the top-10 in both of these categories. After scoring 77 points and ripping down 26 rebounds in a 3-0 week for the Gaels this past week, Juzenas was honored as both the WCC Player of the Week and the Lou Henson National Player of the Week, both for the first time in his career.

Freshman Phenom

There was much excitement about the signing of Darius Bivins last Spring, becoming the first ever McDonald's All-American to sign on to play for the Gaels. He has lived up to the hype through his first seven contests, as the Gaels leading minutes getter and scorer off the bench. He opened his career with back-to-back double digit scoring efforts, the first Gael since Mikey Lewis in 2024 to do so, and, after a quieter game against Nevada, responded with a career-high 20 point scoring effort against UIC, making him the second fastest Gael true freshman in program history to have a 20 point scoring game, just 11 games into his SMC career. Only Aidan Mahaney did it faster, to open his career against Oral Roberts in 2022. He has continued to score in double-figures in every game since the Nevada contest, and added a career-high seven assists with no turnovers last

Last Time The Gaels...

Played an overtime game	L, 95-96 vs. Nevada (11/8/26)
Scored 100 or more points	105 vs. North Dakota St. (11/4/26)
Allowed 100 or more points	107 at Pacific (1/4/20)
Had 50 or more rebounds	51 vs. Santa Clara (2/25/26)
Had 20 or more assists	21 vs. Menlo (11/22/26)
Had 15 or more steals	15 vs. Yale (12/28/21)
Played ranked opponent	W, 70-59 vs. No. 9/9 Gonzaga (2/28/26)
Def. ranked opponent	W, 70-59 vs. No. 9/9 Gonzaga (2/28/26

Gaels In Team Rankings (As of 11/22)

Category	Total	WCC	NCAA
Ast/Game	21.8	1st	7th
FT Percentage	80.0%	1st	13th
Effective FG Percentage	60.4%	2nd	18th
Ast-to-TO Ratio	1.84	1st	19th
3pt Percentage	41.5%	1st	19th
Scoring Offense	93.9	2nd	20th
3pt Made/Game	11.6	3rd	21st

Gaels In Indvidual Rankings (As of 11/22)

Category (Player)	Total	WCC	NCAA
3pt FG Made (Juzenas)	28	1st	2nd
FG Percentage (Zougris)	75.0%	1st	6th
Rebounds (Juzenas)	66	1st	7th
Double-Doubles (Juzenas)	3	1st	9th
3pt FGM/Game (Juzenas)	4.00	1st	9th
DReb/Game (Juzenas)	7.57	1st	10th
3pt Attempts (Juzenas)	57	1st	10th

Active Gaels In The Pros

Luke Barrett	Benfica	Portugal
Leemet Bockler	Ksiaz Walbrzych	Poland
Kyle Bowen	Melbourne United	Australia
Matthew Dellavedova	Sydney Kings	Australia
Alex Ducas	Balkan	Bulgaria
Malik Fitts	Boulazac Basket Dordogne	France
Jordan Ford	Alba Berlin	Germany
Dan Fotu	Bank of Taiwan	Taiwan
Stephen Holt	San Miguel Kings	Phillipines
Jordan Hunter	SE Melbourne Phoenix	Australia
Tanner Krebs	SE Melbourne Phoenix	Australia
Tommy Kuhse	Rasta Vechta	Germany
Jock Landale	Atlanta Hawks	USA
Augustas Marciulionis	Rytas Vilnius	Lithuania
Paul Marigney	Alvarado	Ecuador
Patty Mills	Lyon-Billeurbanne	France
Alex Murdonja	Botafogo	Brazil
Emmett Naar	Rockingham Flames	Australia
Dane Pineau	Sandringham Sabres	Australia
Mitchell Saxen	Nanterre 92	France
Matthias Tass	PGE Start Lublin	Poland
Brad Waldow	WKK Wroclaw	Poland
Lucas Walker	Sutherland Sharks	Australia
Harry Wessels	Sydney Kings	Australia
Kristers Zoriks	Legia Weszawa	Poland

Saint Mary's Basketball Players From Australia

Years at SMC	Name	Hometown
2001-03	Adam Caporn	Baldivis
2002-06	Daniel Kickert	Melbourne
2007-09	Carlin Hughes	Perth
2007-09	Lucas Walker	Launceston
2008-09	Ben Allen	Melbourne
2007-09	Patrick Mills	Canberra
2008-12	Clint Steindl	Mackay
2009-13	Matthew Dellavedova	Maryborough
2009-13	Jorden Page	Maroochydore
2009-13	Mitchell Young	Logan
2011-14	Matthew Hodgson	Booval
2013-17	Dane Pineau	Melbourne
2013-18	Emmett Naar	Sydney
2014-18	Jock Landale	Melbourne
2015-19	Kyle Clark	Wynyard
2015-19	Jordan Hunter	Sydney
2015-20	Tanner Krebs	Hobart
2016-20	Jock Perry	Melbourne
2018-19	Alex Mudronja	Adelaide
2019-23	Kyle Bowen	Perth
2019-24	Alex Ducas	Geraldton
2023-24	Jensen Bradtke	Sandringham
2022-26	Harry Wessels	Boddington
2023-present	Rory Hawke	Townsville
2024-present	Joshua Dent	Wollongong
2026-present	Luke Fennell	Melbourne
2026-present	Flynn Pavely	Frenchs Forest

week against Menlo. Bivins is one of 24 freshmen in the country with a 50/40/90 shooting line, and is one of only five with that line and averaging double figures per game scoring. Bivins has now won back-to-back WCC Freshman of the Week awards, and is already making an early case for both WCC Freshman and Sixth Man of the Year.

Mr. Efficiency

Vangelis Zougris has been a near unstoppable force around the rim, shooting at 75.0% from the field to open the year, good for 6th best in the country. He is one of just two players in the country to shoot 75% or better from the field with at least 50 field goal attempts.

High Octane Offense

For the first time since the 1970-71 season, the Gaels scored 90 or more points in three straight contests, doing so in their first 3 games against Illinois State, North Dakota State and Nevada. Saint Mary's last achieved this in a span between Feb. 15 and Feb. 20, 1971, with 111 points against Santa Clara, 93 at Nevada and 91 at UNLV. While the Gaels did not reach 90 in their fourth contest, they remained red-hot offensively with 84 points in a 23-point win over UIC, then got back to their 90 point scoring ways with a 94-78 win over Portland State, and adding two 90+ scoring game with a 95-78 win over Saint Louis and a 94-78 win over Menlo, setting the program record for most consecutive 80+ scoring outings to open a season. On the young campaign, Saint Mary's is averaging 93.9 PPG as a team, good for 20th best in the country and well above their program record for scoring offense in a season of 85.0 PPG set back in 1977-78. The Gaels also rank in the top-25 in the country in assists per game (21.8, 7th), free throw percentage (80%, 13th), effective field goal percentage (60.4%, 18th), assist to turnover ratio (1.84, 19th), three point percentage (41.5%, 19th), and three point makes per game (11.6, 21st).

McConnell Inks Two on First National Signing Day

Saint Mary's Head Coach Mickey McConnell had quite a bit of success on his first National Signing Day as head coach, inking Brennan Blackett and Keaundre Morris for the 2027-28 season. This duo of dynamic guards should add to an exciting Gael offense that is already breaking records here in 2026-27.

Brennan Blackett hails from Pleasant Grove, Utah and is currently playing for Pleasant Grove High School. The 6-7 wing averaged 13.3 PPG, 5.4 RPG and 2.9 APG for the Vikings last season, leading them to the UHSAA 5A State Semifinals. The stellar campaign led to Blackett being named a third team All-State honoree and to be named the number two rated prospect out of the state of Utah by Prep Hoops. Blackett also played for the Utah Prospects of the EYBL, where he was named to the All-Breakout team at the EYBL Peach Jam after averaging over 14 PPG in that tournament. Blackett's father, Jeff, played two seasons at the University of Hawaii, from 2003-2005.

"We are excited to have Brennan as a Gael. He comes from an incredible family with deep athletic roots. The combination of his competitiveness, his skillset and his size gives him a lot of versatility on the court." – Head Coach Mickey McConnell

Keaundre Morris is a product of Bella Vista Prep in Arizona, and originally hails from Seattle, Washington. Ranked the 89th best prospect in the country by Rivals and 86th by ESPN, on the grassroots circuit, Morris plays for Team Why Not of the EYBL, where he also was named to the All-Breakout team of 2026 Peach Jam after averaging 14 PPG and burying 15 three pointers over five games.

"We cannot wait for Keaundre to get to campus and begin working with our guys. He comes from an extraordinary family who cares about all the right things and have put him in the right spots to succeed. He is a dynamic scorer that fits perfectly in our system and will continue the long line of elite guards in this program." – Head Coach Mickey McConnell

Gaels Epitomize Reslience

In their first three contests of the year, Saint Mary's has overcome two second half double-digit deficits to force overtime. In the season opener against Illinois State, the Gaels trailed 58-48 with 12:34 remaining in regualtion, before outscoring the Redbirds 42-27 down the stretch to pick up win number one for head coach Mickey McConnell. Six days later in Stateline, Nevada, the Gaels played comeback kids again, this time against the Nevada Wolf Pack, battling back from a 72-62 deficit with four minutes to go on a 17-7 run to close out regulation, eventually falling 96-95 in the overtime thriller. The Gaels did not

Home Win Streaks

Gms	Year(s)	1st Win	Loss
32	**2024-25 -> Pres.**	**12/28/24**	
23	2020-21 -> 22-23	2/22/21	11/30/22
19	2009-10 -> 10-11	1/16/10	2/19/11
18	1957-58 -> 59-60	3/4/58	3/1/60
16	2016-17 -> 17-18	2/16/17	2/10/18
16	2011-12	11/11/11	2/15/12
15	2015-16	11/13/15	2/11/16
15	2006-07 -> 07-08	2/19/07	2/23/08
13	2012-13	11/10/12	2/14/13
12	2012-13 -> 13-14	2/21/13	1/9/14
12	2003-04 -> 04-05	2/29/04	1/15/05
12	1996-97 -> 97-98	12/1/96	12/4/98

Gaels Post 20-Win Seasons

Saint Mary's surpassed the 20-win mark for the 18th straight season in 2025-26 and for the 21st time in school history. In every year the Gaels have won more than 20 games, they have advanced to postseason play.

Season	Overall Record	Reached 20th Win	Postseason
2025-26	27-6	24	NCAA
2024-25	29-6	23	NCAA
2023-24	26-8	26	NCAA
2022-23	26-7	24	NCAA
2021-22	26-8	25	NCAA
2019-20	26-8	25	NCAA (Cancelled)
2018-19	22-12	30	NCAA
2017-18	30-6	22	NIT
2016-17	29-5	22	NCAA
2015-16	29-6	24	NIT
2014-15	21-10	26	NIT
2013-14	23-12	29	NIT
2012-13	28-7	24	NCAA
2011-12	27-6	22	NCAA
2010-11	25-8	24	NIT
2009-10	28-6	23	NCAA
2008-09	28-7	25	NIT
2007-08	25-7	23	NCAA
2004-05	25-9	26	NCAA
1996-97	23-8	27	NCAA
1988-89	25-5	23	NCAA

30-Win Seasons in California

Since 2007-08, the state of California has produced nine 30-win seasons in Division I NCAA Men's Basketball:

San Diego State (2010-11): 34-3
(2013-14): 31-5
(2019-20): 30-2
(2022-23): 32-7

UCLA (2007-08): 35-4
(2016-17): 31-5
(2022-23): 31-6

Saint Mary's (2017-18): 30-6

UC San Diego (2024-25): 30-5

UC Irvine (2024-25): 32-7

Gaels Enjoy Success At Home vs WCC

Over the last 18 seasons, Saint Mary's has lost just eight times at home to a WCC opponent other than Gonzaga.

	WCC Overall	WCC Home	WCC Finish
2008	12-2	7-0	2nd
2009	10-4	6-1	2nd
2010	11-3	6-1	2nd
2011	11-3	6-1	t1st
2012	14-2	7-1	1st
2013	14-2	7-1	2nd
2014	11-7	6-3	4th
2015	12-4	7-2	t2nd
2016	15-3	8-1	t1st
2017	16-2	8-1	2nd
2018	16-2	8-1	2nd
2019	11-5	7-1	t2nd
2020	11-5	6-2	t3rd
2021	4-6	2-3	4th*
2022	12-3	7-0	2nd
2023	14-2	8-0	t1st
2024	15-1	7-1	1st
2025	17-1	9-0	1st
2026	16-2	9-0	t1st
Total	241-58	131-20	

play in an overtime game in 2025-26, but did play a pair of overtime games in December of the 2024-25 season against UTSA and Boise State. The last time that the Gaels erased a second half double-digit deficit to force overtime was in the 2013 WCC Tournament, erasing a 45-35 deficit against San Diego to win 69-66.

Everybody Eats

Just two games into the season, Saint Mary's has already played all 14 of their active players, with 12 of those 14 scoring. The last time the Gaels had 12 different scorers just two games in the season was the 2023-24 campaign, as Saint Mary's had 12 different players score in their season opener victory over Stanislaus State.

It Took 'em a Half

In the first 20 minutes of the Mickey McConnell era in Moraga, Saint Mary's found themselves trailing Illinois State 39-33. The Gaels shot just 1-8 from three and turned the ball over seven times, while allowing the Redbirds to shoot at a 45% clip from the field. Since that point, Saint Mary's has outscored its opponents 624-501. Since the second half against Illinois State, the Gaels have shot 52.1% from the field, 42.8% from three, and have turned it over just 75 times in 270 minutes of play.

Record Breaking Three Point Barrage

For the first time in program history, Saint Mary's splashed home 20 three pointers in a 105-64 win over North Dakota State, breaking the previous record of 19 made threes in a single contest, set against Cal Poly on Dec. 14, 2015. Nine different Gaels made a triple in this one, led by a 5-6 perimeter clip from Josh Dent. The Gaels converted those 20 threes on just 31 attempts, good for a 64.5% clip, the best since Dec. 14, 2019 in a win at Cal.

An Opening Night for the Newcomers

Of the 10 Gaels who took the floor inside UCU Pavilion in the season opener against Illinois State, five were first year Gaels. Those five all provided significant impact in the come from behind victory. Despite playing just six minutes, Luke Fennell made both of his field goal attempts late in the second half, helping the Gaels mount their comeback with five points. Jeremy Dent-Smith stuffed the stat sheet with six points, four assists, no turnovers and five steals, becoming the first Gael since Joshua Jefferson to record at least four assists and five steals without a turnover in a single game. True freshman Darius Bivins dropped 11 points in his collegiate debut, making him the first true freshman since Mikey Lewis in 2024 to score in double figures in his collegiate debut. Bivins also had the steal and score late in OT to ice the game. Vangelis Zougris became the first Gael since Matthias Tass to go a perfect 7-for-7 from the field in a contest (Nov. 17, 2021 vs. Bellarmine). Rounding out the group with arguably the biggest impact was Thomas Ndong, as the senior scored a career-high 18 points on 7-9 shooting while ripping down six boards off the bench.

A Near Three Decade First

Mickey McConnell became the first Saint Mary's Men's Basketball head coach to win in his coaching debut since Dave Bollwinkel in 1997. He is the 14th all-time Saint Mary's head coach, out of 27 total head coaches in program history to win in his coaching debut.

Juzenas Shines in Exhibition Shootout with Utah State

Saint Mary's played host to Pac12 newcomer Utah State in their preseason exhibition. The two 2026 NCAA Tournament teams, now both under the direction of new head coaches, duked it out in an offensive showdown, with the Aggies outlasting the Gaels, 97-89. Despite the loss, Gaels fans were dazzled by second year wing Mantas Juzenas, who dropped 24 points on 8-18 shooting (5-12 from three) and ripped down eight boards. Joining Juzenas with a strong showing was Vangelis Zougris, who introduced himself to Moraga with a 12 point, 14 rebound double-double. Returner Rory Hawke and true freshman Darius Bivins rounded out the double-digit scoring efforts, each with 11. The Gaels knocked down a whopping 35 field goals in the exhibition, more than in any contest a year ago, and had a +12 advantage on the glass, including a +13 advantage on the offensive boards.

Dent Earns Preseason All-WCC Honors

As the only All-WCC honoree from a year ago to return to his roster in 2026-27, it should come as no surprise that junior point guard Joshua Dent has been named to the preseason All-WCC team. Dent finished third on the Gaels a year ago by averaging 13.2 PPG, while leading the squad and ranking third in the conference with 185 assists (5.6 APG).

Saint Mary's Record When...

Overall record	6-1
Conference record	0-0
Monday	2-0
Tuesday	0-0
Wednesday	1-0
Thursday	0-0
Friday	2-0
Saturday	0-0
Sunday	1-1
Wearing White	6-0
Wearing Blue	0-1
Wearing Red	0-0
Playing at Home	6-0
Playing on the Road	0-0
Playing at a Neutral Site	0-1
Leading at Halftime	5-0
Trailing at Halftime	1-1
Tied at Halftime	0-0
Shooting better FG% than opponent	4-0
Shooting equal FG% as opponent	0-0
Shooting worse FG% than opponent	2-1
Shooting better 3-FG% than opponent	3-0
Shooting equal 3-FG% as opponent	1-0
Shooting worse 3-FG% than opponent	2-1
Shooting better FT% than opponent	3-1
Shooting equal FT% as opponent	0-0
Shooting worse FT% than opponent	3-0
Outrebound opponent	4-0
Equal Rebounds as opponent	2-1
Outrebounded by opponent	0-0

SMC's Scoring Total Is...

35-49 Points	0-0
50-59 Points	0-0
60-69 Points	0-0
70-79 Points	0-0
80-89 Points	1-0
90-99 Points	4-1
100+ Points	1-0

Scoring Margin Is...

1 point	0-1
2 points	0-0
3-5 points	1-0
6-9 points	0-0
10-19 points	3-0
20 or more	2-0

The Last Time A Gael...

Scored 40 or more points
. . . . . 42 by Jordan Ford vs. Pepperdine, 3/7/20

Scored 30 or more points
. . 32 by Mantas Juzenas vs. Portland State, 11/16/26

Totaled 20 or more rebounds
. . . . . 20 by Ken Jones vs. Santa Clara, 2/15/79

Totaled 15 or more rebounds
. . . . . .15 by Paulius Murauskas at Pacific, 2/14/26

Totaled 10 or more assists
. . . . . .11 by Joshua Dent vs. Pepperdine, 2/11/26

Recorded a double-double (pts./reb.)
. . .25/10 by Mantas Juzenas vs. Saint Louis, 11/20/26

Recorded a double-double (pts./ast.)
. . . . . 12/11 by Joshua Dent vs. Pepperdine, 2/11/26

At least two players with a double-double
Paulius Murauskas (16/11), Dillan Shaw (11/14) & Harry Wessels (10/10) vs. Santa Clara, 2/25/26

At least three players with a double-double
Paulius Murauskas (16/11), Dillan Shaw (11/14) & Harry Wessels (10/10) vs. Santa Clara, 2/25/26



Mickey McConnell, Saint Mary's Head Coach

Since returning to his alma mater Saint Mary's in the summer of 2019, Mickey McConnell helped guide the Gaels to a 175-54 (.764) over seven seasons on staff, and will look to continue that success as the program's 27th head coach..

McConnell, who played under Randy Bennett from 2007-11, was named WCC Player of the Year his senior season and was a First Team All-WCC honoree his junior year. Under McConnell's tutelage, he has coached Augustas Marciulionis to back-to-back WCC Players of the Year and three-straight WCC Defensive Players of the Year in Logan Johnson and Mitchell Saxen twice.

After graduating in 2011, McConnell spent a lengthy eight year professional career in Europe minus a one-year stint in 2013-14 with the Texas Legends, the Dallas Mavericks' G-League team. The former Gael played in Italy, Germany, Spain, and France and last appeared with Élan Béarnais in the French LNB Pro A league. In his final pro season, McConnell averaged nearly 36 minutes per game and 13.2 points while shooting 43.8 percent from beyond the arc.

McConnell ranks as one of the best players to ever wear a Gaels uniform as his name is littered among the program's record book. He sits in the top-5 all-time in 3-point percentage, 3-pointers made, and assists and posted one of the best perimeter shooting seasons in SMC history when he made 51 percent (77-of-151) of his attempts from deep as a junior. He is one of a handful of Gaels who have been First Team All-WCC twice in his career.

The Mesa, Ariz. native became the sixth player in school history to earn WCC Player of the Year during his senior campaign after he averaged 16.4 points, 6.1 assists and owned an impeccable shooting line of .504/.456/.887.

One of McConnell's crowning moments was his deep three-pointer late in the game against Villanova during the second round the 2010 NCAA Tournament that helped propel the team to their first ever Sweet 16.

McConnell was also a 31st round draft pick of the Los Angeles Dodgers in the 2011 MLB draft. He and his wife Meagan, a Saint Mary's College alum, have two kids, son Miles and daughter Logan.

Mickey McConnell: A Snapshot

- 2007-11: Saint Mary's Point Guard (2011 WCC Player of the Year)
- 2011-19: Pro Basketball Player (USA, Italy, Germany, Spain, France)
- 2019-22: Saint Mary's Assistant Coach (66-26, 1 NCAA Tournament Berth)
- 2022-26: Saint Mary's Associate Head Coach (109-27, 4 WCC Titles, 4 NCAA Tournament Berths)
- 2026-pres.: Saint Mary's Head Coach (6-1)

Gaels Year-by-Year with McConnell on Staff
(2019-present)

Year	Overall	Conf.	Conf. Finish
2019-20	26-8 (.788)	11-5	T3rd WCC
2020-21	14-10 (.583)	4-6	4th WCC
2021-22	26-8 (.765)	12-3	2nd WCC
2022-23	27-8 (.771)	14-2	T1st WCC
2023-24	26-8 (.765)	15-1	1st WCC
2024-25	29-6 (.829)	17-1	1st WCC
2025-26	27-5 (.844)	16-2	T1st WCC
2026-27 (HC)	6-1	0-0	
Overall	181-54 (.770)	89-20 (.817)	

A Changing of Guard in the WCC

Mickey McConnell is one of three new head coaches in the West Coast Conference, joining Griff Aldrich at Pepperdine and JR Blount at San Diego. In total there are 54 head coaches at new programs in the 2026-27 season. It will be exciting to track how these three perform in a new-look WCC, that will no longer have the two winningest coaches in conference history, Randy Bennett and Mark Few, on the sidelines of WCC contests.

WCC First Year Coaches (As of 11/22)

No.	Name	School	Record
1.	**Mickey McConnell**	**SMC**	**6-1**
	JR Blount	USD	6-1
3.	Griff Aldrich	PEP	3-3

New Head Coaches at 2026 NCAA Tournament Teams (As of 11/22)

No.	Name	School	Record
1.	Ben Jacobson	USU	5-0
2.	**Mickey McConnell**	**SMC**	**6-1**
3.	Justin Gainey	NC State	5-1
4.	Dustin Ford	Akron	4-1
	Michael Malone	UNC	4-1
6.	Nevada Smith	Siena	4-2
7.	Mike Boynton	Mich	3-2
8.	Chris Mack	So. Florida	3-3
	Kyle Green	UNI	3-3
10.	Adam Howard	Troy	3-4
11.	Kyle Getter	CBU	2-5

Player Coaches

Mickey McConnell is one of 50 active head men's basketball coaches to currently be serving at their alma mater. That number widdles down to 29 who played in an NCAA Tournament at their alma mater. McConnell will now look to join the elite company of 12 coaches who have led their team to an NCAA Tournament as a student-athlete and as a head coach.

Active Coaches to Coach and Play for their Alma Mater in the NCAA Tournament

Name	as a Player	as a Coach
Anthony Grant, Dayton	'84 - '85	'24
Jon Scheyer, Duke	'07 - '10	'23 - '26
Speedy Claxton, Hofstra	'00	'26
Mark Pope, Kentucky	'95 - '96	'25 - '26
Penny Hardaway, Memphis	'92 - '93	'22 - '23, '25
Travis DeCuire, Montana	'92	'18 - '19, '25
Jeff Boals, Ohio	'94	'21
Fran McCaffery, Penn	'80, '82	'26
Mitch Henderson, Princeton	'96 - '98	'17, '23
Matt Painter, Purdue	'90 - '91, '93	'07 - '12, '15 - '26
Jamie Dixon, TCU	'87	'18, '22 - '24, '26
Andy Kennedy, UAB	'90	'22, '24

The Newest Branch of the Bennett Coaching Tree

Mickey McConnell has become the latest branch on Randy Bennett's coaching tree, taking the helm for the Gaels here in 2026-27. Other notable head coaches from this coaching tree include Kyle Smith (Stanford), Eran Ganot (Hawaii) and Justin Joyner (Oregon State).

History Lesson

In Saint Mary's program history, only four coaches have met or surpassed 15 wins in their innaugural seasons. Lynne Nance (17-13, 1986-87) holds the record for most wins in year one at the helm.

0 MANTAS JUZENAS

Sophomore G/F 6-6 215 Kaunas, Lithuania / BC Zalgiris Kaunas

Season/Career Highs

POINTS
SEASON: 32 vs Portland St. (11.16.26)
CAREER: 32 vs Portland St. (11.16.26)

REBOUNDS
SEASON: 11 2x last vs NDSU (11.4.26)
CAREER: 11 2x last vs NDSU (11.4.26)

FIELD GOALS MADE
SEASON: 11 vs Portland St. (11.16.26)
CAREER: 11 vs Portland St. (11.16.26)

FIELD GOAL ATTEMPTS
SEASON: 20 vs Portland St. (11.16.26)
CAREER: 20 vs Portland St. (11.16.26)

3-POINT FIELD GOALS MADE
SEASON: 7 vs Portland St. (11.16.26)
CAREER: 7 vs Portland St. (11.16.26)

3-POINT FIELD GOAL ATTEMPTS
SEASON: 13 vs Nevada (11.8.26)
CAREER: 13 vs Nevada (11.8.26)

FREE THROWS MADE
SEASON: 8 vs Saint Louis (11.20.26)
CAREER: 8 vs Saint Louis (11.20.26)

FREE THROW ATTEMPTS
SEASON: 8 vs Saint Louis (11.20.26)
CAREER: 8 vs Saint Louis (11.20.26)

ASSISTS
SEASON: 7 vs ND State (11.4.26)
CAREER: 7 vs ND State (11.4.26)

STEALS
SEASON: 2 2x last vs SLU (11.20.26)
CAREER: 2 2x last vs SLU (11.20.26)

BLOCKS
SEASON: 1 3x last vs Menlo (11.22.26)
CAREER: 1 3x last vs Menlo (11.22.26)

MINUTES PLAYED
SEASON: 41 vs Nevada (11.8.26)
CAREER: 41 vs Nevada (11.8.26)



AS A FRESHMAN (2025-26): Appeared in 26 games as a true freshman, making his first collegiate start in the NCAA Tournament against Texas A&M (Mar. 19)...Averaged 2.1 PPG while shooting 45.9% from the field and 48.4% from beyond the arc...Buried a three against Chattanooga (Nov. 7) good for his first collegiate bucket...Each of his first 11 collegiate field goals came from three...Scored in double-figures for the first time in his career against San Diego (Feb. 4), knocking down three triples against the Toreros on four attempts...Most impactful moments game against Gonzaga (Feb. 28) in the Gaels WCC Title clinching win, canning four three points in just nine minutes of play, providing a huge spark off the bench.

PRIOR TO SAINT MARY'S: Burst onto the scene in the 2023-24 campaign for Zalgiris Kaunas II of the NKL (second tier of Lithuanian Basketball), averaging 9.8 points per contest and shooting 45.1% from the field over 16 games...A year later, moved from key rotation player to leading scorer and rebounder, averaging 16.2 points and 7.0 rebounds per game, as well as 3.8 assists and 1.2 steals per contest, both good for second on the team...Led his team to a 20-10 regular season record, good for fourth, and a trip to the NKL Semifinals, before eventually winning the third place series 3-0 over Palanga...Following the culmination of the 2024-25 season, was named first team All-NKL and to the NKL All-Defensive team...Also made 10 appearances for the first team squad of BC Zalgiris Kaunas, averaging 4.6 points per contest and shooting 51.4% from the field...Suited up for his country at the U16 and U18 levels, competing in the 2022 FIBA U16 European Championships (winning gold), the 2023 FIBA U18 European Championships (9.6 PPG, 6.6 RPG), and the 2024 FIBA U18 European Championships (11.3 PPG, 5.6 RPG).

2026-27

Opp	P	R	A
Illinois St.	20	11	3
North Dakota St.	9	11	7
Nevada	24	8	4
UIC	14	10	1
Portland St.	32	8	2
Saint Louis	25	10	2
Menlo	20	8	3
UCLA			
G'twn OR Texas			
Hofstra			
Oklahoma St.			
New Mexico St.			
New Mexico			
Iona			
Harvard			
Princeton			
San Diego			
Denver			
Portland			
Pepperdine			
Pacific			
LMU			
San Francisco			
Santa Clara			
Portland			
Seatle U			
San Francisco			
LMU			
Pacific			
Pepperdine			
Seattle U			
Santa Clara			

				Field Goals		3-Point		F-Throws		Rebounds									Scoring	
SEASON	TEAM	GP-GS	MIN/AVG	FG-FGA	FG%	3FG-3FGA	3FG%	FT-FTA	FT%	OFF	DEF	TOT	AVG	PF-FO	A	TO	BLK	STL	PTS	AVG
2025-26	SMC	26-1	150/5.8	17-37	.459	15-31	.484	5-9	.556	8	29	37	1.4	11-0	7	7	0	3	54	2.1
2026-27	SMC	7-7	241/34.4	45-94	.479	28-57	.491	26-33	.788	13	53	66	9.4	17-0	22	18	3	8	144	20.6
TOTAL		33-8	391/11.8	62-131	.473	43-88	.489	31-42	.738	21	82	103	3.1	28-0	29	25	3	11	198	6.0

1 DARIUS BIVINS

Freshman G 6-0 175 Washington, D.C. / Bishop O'Connell

Season/Career Highs

POINTS
SEASON: 20 vs UIC (11.13.26)
CAREER: 20 vs UIC (11.13.26)

REBOUNDS
SEASON: 5 vs UIC (11.13.26)
CAREER: 5 vs UIC (11.13.26)

FIELD GOALS MADE
SEASON: 9 vs UIC (11.13.26)
CAREER: 9 vs UIC (11.13.26)

FIELD GOAL ATTEMPTS
SEASON: 12 vs UIC (11.13.26)
CAREER: 12 vs UIC (11.13.26)

3-POINT FIELD GOALS MADE
SEASON: 2 4x last vs Menlo (11.22.26)
CAREER: 2 4x last vs Menlo (11.22.26)

3-POINT FIELD GOAL ATTEMPTS
SEASON: 6 vs Saint Louis (11.20.26)
CAREER: 6 vs Saint Louis (11.20.26)

FREE THROWS MADE
SEASON: 6 vs Saint Louis (11.20.26)
CAREER: 6 vs Saint Louis (11.20.26)

FREE THROW ATTEMPTS
SEASON: 6 vs Saint Louis (11.20.26)
CAREER: 6 vs Saint Louis (11.20.26)

ASSISTS
SEASON: 7 vs Menlo (11.22.26)
CAREER: 7 vs Menlo (11.22.26)

STEALS
SEASON: 4 2x last vs Menlo (11.22.26)
CAREER: 4 2x last vs Menlo (11.22.26)

BLOCKS
SEASON: 2 vs Menlo (11.22.26)
CAREER: 2 vs Menlo (11.22.26)

MINUTES PLAYED
SEASON: 31 vs Menlo (11.22.26)
CAREER: 31 vs Menlo (11.22.26)



PRIOR TO SAINT MARY'S: Spent his last two seasons competing for Bishop O'Connell High School, leading his squad to back-to-back VISAA Division I State Championship games...Serving as his team's starting point guard in those two years, led the Knights in scoring and assists in both his junior and senior campaigns, averaging 11.4 PPG and 3.8 APG in 2024-25 and a whopping 17.4 PPG, 4.6 APG and 3.0 SPG last year...In his underclassman years, played for Alexandria City High School, helping the Titans to back-to-back Virginia Section District Four titles...After appearing in just eight games as a freshman, burst onto the scene as a sophomore, averaging 15.6 PPG, 4.3 APG and 4.4 SPG, leading his squad to the VHSL Class 6 Regional Semifinals... Following his prep career, was selected as a McDonald's All-American, competing in the annual McDonald's All-America game in Glendale, Arizona...Played 12 minutes in that contest for Team East...The only McDonald's All-American to commit to a mid-major program.

2026-27

Opp	P	R	A
Illinois St.	11	2	3
North Dakota St.	12	1	6
Nevada	5	0	2
UIC	20	5	4
Portland St.	14	2	4
Saint Louis	13	2	4
Menlo	12	3	7
UCLA			
G'twn OR Texas			
Hofstra			
Oklahoma St.			
New Mexico St.			
New Mexico			
Iona			
Harvard			
Princeton			
San Diego			
Denver			
Portland			
Pepperdine			
Pacific			
LMU			
San Francisco			
Santa Clara			
Portland			
Seattle U			
San Francisco			
LMU			
Pacific			
Pepperdine			
Seattle U			
Santa Clara			

				Field Goals		3-Point		F-Throws		Rebounds									Scoring	
SEASON	TEAM	GP-GS	MIN/AVG	FG-FGA	FG%	3FG-3FGA	3FG%	FT-FTA	FT%	OFF	DEF	TOT	AVG	PF-FO	A	TO	BLK	STL	PTS	AVG
2026-27	SMC	7-0	180/25.7	32-61	.525	10-23	.435	13-14	.929	1	14	15	2.1	20-1	30	7	3	17	87	12.4
TOTAL		7-0	180/25.7	32-61	.525	10-23	.435	13-14	.929	1	14	15	2.1	20-1	30	7	3	17	87	12.4

2 JEREMY DENT-SMITH

Graduate G 6-1 200 Hawthorne, Calif. / Stanford Univ.

Season/Career Highs

POINTS
SEASON: 20 vs Nevada (11.8.26)
CAREER: 41 at CP Pomona (1.25.24)

REBOUNDS
SEASON: 5 vs Saint Louis (11.20.26)
CAREER: 11 vs CP Humboldt (2.20.25)

FIELD GOALS MADE
SEASON: 7 vs Nevada (11.8.26)
CAREER: 12 at CP Pomona (1.25.24)

FIELD GOAL ATTEMPTS
SEASON: 15 vs Nevada (11.8.26)
CAREER: 26 at CP Humboldt (1.25.25)

3-POINT FIELD GOALS MADE
SEASON: 3 vs Nevada (11.8.26)
CAREER: 9 at CP Pomona (1.25.24)

3-POINT FIELD GOAL ATTEMPTS
SEASON: 9 vs Nevada (11.8.26)
CAREER: 13 at CP Pomona (1.25.24)

FREE THROWS MADE
SEASON: 9 vs Saint Louis (11.20.26)
CAREER: 13 2x last at CSUEB (3.1.25)

FREE THROW ATTEMPTS
SEASON: 10 vs Saint Louis (11.20.26)
CAREER: 15 at Seattle Pac. (11.11.24)

ASSISTS
SEASON: 4 vs Illinois State (11.2.26)
CAREER: 7 3x last vs CSUSM (2.1.25)

STEALS
SEASON: 5 vs Illinois State (11.2.26)
CAREER: 5 vs Illinois State (11.2.26)

BLOCKS
SEASON: N/A
CAREER: 1 15x last at Miami (1.28.26)

MINUTES PLAYED
SEASON: 32 vs Saint Louis (11.20.26)
CAREER: 42 2x last vs DBU (3.27.25)



PRIOR TO SAINT MARY'S: Stanford (2025-2026), Cal State Dominguez Hills (2022-25)

AS A SENIOR (2025-26): Made 33 appearances in his lone season for the Cardinal, starting four games…Finished as the Cardinal's fourth leading scorer, and top bench scorer, averaging 8.2 PPG…Shot 37.9% from beyond the arc, the second best mark on the team…His 50 assists ranked third for the Cardinal, while his 26 steals ranked fourth…Three times scored 20 or more in a contest: 21 against Notre Dame (Mar. 4), 20 against North Carolina (Jan. 14), and 20 against Cal (Jan. 24)...Averaged 10.1 PPG off the bench in ACC contests, the only player in the conference to average double-figures off the bench…Shot 42.4% from three against ACC foes, sixth best in the conference.

2026-27

Opp	P	R	A
Illinois St.	6	2	4
North Dakota St.	10	1	3
Nevada	20	1	2
UIC	5	1	0
Portland St.	0	2	1
Saint Louis	16	5	2
Menlo	12	1	3
UCLA			
G'twn OR Texas			
Hofstra			
Oklahoma St.			
New Mexico St.			
New Mexico			
Iona			
Harvard			
Princeton			
San Diego			
Denver			
Portland			
Pepperdine			
Pacific			
LMU			
San Francisco			
Santa Clara			
Portland			
Seatle U			
San Francisco			
LMU			
Pacific			
Pepperdine			
Seattle U			
Santa Clara			

AS A JUNIOR (2024-25): Earned his second First Team All-CCAA nod and his second NABC First Team All-American nod while playing at Cal State Dominguez Hills…Appeared in 37 games, starting 36…Averaged 19.2 PPG, 4.6 RPG, 3.0 APG and 1.5 SPG…Set the CSUDH single season scoring record, scoring 710 points…Five times scored at least 30 in a game, including 33 in a Final Four victory over Dallas Baptist…Tallied a trio of double-doubles as a junior, headlined by a 30 point, 10 rebound showing at Cal State East Bay (Mar. 1)...Led CSUDH to a CCAA title, and a trip all the way to the NCAA DII National Championship game.

AS A SOPHOMORE (2023-24): Named the CCAA Player of the Year in his second season with the Toros, as well as an NABC First Team All-American…Appeared in 30 games, starting 28…Finished second in the CCAA, averaging 17.6 PPG, while adding 3.9 RPG, 2.8 APG and 1.5 SPG…Shot 46% from the field…Buried a program single game record nine three pointers, scoring a career-high 41 points against Cal Poly Pomona (Jan. 25)...Followed that up with 28 points and eight boards two days later against Cal State San Bernardino, earning DII National Player of the Week honors…Had his first collegiate double-double against Cal State San Marcos (Dec. 2), going for 18 points and 10 rebounds.

AS A FRESHMAN (2022-23): Appeared in 26 games as a true freshman at CSUDH, starting the final six of the season… Averaged 6.3 PPG…Dropped a season-high 23 points against rival Cal State LA (Feb. 18).

HIGH SCHOOL: Scored over 1200 points during his prep career at Gardena Serra High School…Four times was honored as an All-Del Rey League selection…Averaged 18 PPG, 6 RPG, 4 APG and 3 SPG throughout his time at Serra.

				Field Goals		3-Point		F-Throws		Rebounds									Scoring	
SEASON	TEAM	GP-GS	MIN/AVG	FG-FGA	FG%	3FG-3FGA	3FG%	FT-FTA	FT%	OFF	DEF	TOT	AVG	PF-FO	A	TO	BLK	STL	PTS	AVG
2022-23	CSUDH	26-6	408/15.7	58-171	.339	33-98	.337	16-35	.457	9	40	49	1.9	31-1	25	30	2	10	165	6.3
2023-24	CSUDH	30-28	874/29.1	176-376	.468	62-166	.373	113-142	.796	22	95	117	3.9	90-2	84	64	4	44	527	17.6
2024-25	CSUDH	36-35	1150/31.9	223-522	.427	90-255	.353	149-181	.823	28	137	165	4.6	86-3	107	92	6	53	685	19.0
2025-26	Stan	33-4	663/20.1	89-241	.369	58-153	.379	34-41	.829	9	49	58	1.8	59-0	50	41	3	26	270	8.2
2026-27	SMC	7-2	164/23.4	20-63	.317	8-35	.229	21-22	.955	3	10	13	1.9	20-1	15	7	0	13	69	9.9
TOTAL FOR SMC		**7-2**	**164/23.4**	**20-63**	**.317**	**8-35**	**.229**	**21-22**	**.955**	**3**	**10**	**13**	**1.9**	**20-1**	**15**	**7**	**0**	**13**	**69**	**9.9**
TOTAL		**132-75**	**3258/24.7**	**566-1373**	**.412**	**251-707**	**.355**	**333-421**	**.791**	**71**	**331**	**402**	**3.0**	**286-7**	**281**	**234**	**15**	**146**	**1716**	**13.0**

3 SAM CURVY

Freshman G 6-5 190 Portland, Ore. / Jesuit

Season/Career Highs

POINTS
SEASON: N/A
CAREER: N/A

REBOUNDS
SEASON: N/A
CAREER: N/A

FIELD GOALS MADE
SEASON: N/A
CAREER: N/A

FIELD GOAL ATTEMPTS
SEASON: 1 vs UIC (11.13.26)
CAREER: 1 vs UIC (11.13.26)

3-POINT FIELD GOALS MADE
SEASON: N/A
CAREER: N/A

3-POINT FIELD GOAL ATTEMPTS
SEASON: 1 vs UIC (11.13.26)
CAREER: 1 vs UIC (11.13.26)

FREE THROWS MADE
SEASON: N/A
CAREER: N/A

FREE THROW ATTEMPTS
SEASON: N/A
CAREER: N/A

ASSISTS
SEASON: N/A
CAREER: N/A

STEALS
SEASON: N/A
CAREER: N/A

BLOCKS
SEASON: N/A
CAREER: N/A

MINUTES PLAYED
SEASON: 2 2x last vs UIC (11.13.26)
CAREER: 2 2x last vs UIC (11.13.26)



PRIOR TO SAINT MARY'S: A three-year varsity athlete at Jesuit... Helped lead the Crusaders to a 56-30 record over his three seasons of competition, including a runner-up finish at the 6A State Championship in 2025 and a third place finish at the same tournament in 2026...A 6-4 wing, he is a gifted athlete and can score inside and out on the floors...A two-sport athlete at Jesuit, he also competed for his school's track and field team, competing in jumps and sprints, and qualifying for the state championships in the triple jump as a junior.

2026-27

Opp	P	R	A
Illinois St.	DNP		
North Dakota St.	0	0	0
Nevada	DNP		
UIC	0	0	0
Portland St.	DNP		
Saint Louis	DNP		
Menlo	0	0	0
UCLA			
G'twn OR Texas			
Hofstra			
Oklahoma St.			
New Mexico St.			
New Mexico			
Iona			
Harvard			
Princeton			
San Diego			
Denver			
Portland			
Pepperdine			
Pacific			
LMU			
San Francisco			
Santa Clara			
Portland			
Seatle U			
San Francisco			
LMU			
Pacific			
Pepperdine			
Seattle U			
Santa Clara			

				Field Goals		3-Point		F-Throws		Rebounds									Scoring	
SEASON	TEAM	GP-GS	MIN/AVG	FG-FGA	FG%	3FG-3FGA	3FG%	FT-FTA	FT%	OFF	DEF	TOT	AVG	PF-FO	A	TO	BLK	STL	PTS	AVG
2026-27	SMC	3-0	5/1.7	0-1	.000	0-1	.000	0-0	.000	0	0	0	0.0	0-0	0	0	0	0	0	0.0
TOTAL		3-0	5/1.7	0-1	.000	0-1	.000	0-0	.000	0	0	0	0.0	0-0	0	0	0	0	0	0.0

5 FLYNN PAVELY

Freshman C 7-0 250 Frenchs Forest, NSW, Australia / Centre of Excellence

Season/Career Highs

POINTS
SEASON: 2 2x last vs UIC (11.13.26)
CAREER: 2 2x last vs UIC (11.13.26)

REBOUNDS
SEASON: 1 vs ND State (11.4.26)
CAREER: 1 vs ND State (11.4.26)

FIELD GOALS MADE
SEASON: 1 2x last vs UIC (11.13.26)
CAREER: 1 2x last vs UIC (11.13.26)

FIELD GOAL ATTEMPTS
SEASON: 1 2x last vs UIC (11.13.26)
CAREER: 1 2x last vs UIC (11.13.26)

3-POINT FIELD GOALS MADE
SEASON: N/A
CAREER: N/A

3-POINT FIELD GOAL ATTEMPTS
SEASON: N/A
CAREER: N/A

FREE THROWS MADE
SEASON: N/A
CAREER: N/A

FREE THROW ATTEMPTS
SEASON: N/A
CAREER: N/A

ASSISTS
SEASON: 1 vs ND State (11.4.26)
CAREER: 1 vs ND State (11.4.26)

STEALS
SEASON: N/A
CAREER: N/A

BLOCKS
SEASON: 1 vs ND State (11.4.26)
CAREER: 1 vs ND State (11.4.26)

MINUTES PLAYED
SEASON: 9 vs ND State (11.4.26)
CAREER: 9 vs ND State (11.4.26)



PRIOR TO SAINT MARY'S: A product of the Australian Centre of Excellence, which produced the likes of current Gaels Joshua Dent, Rory Hawk and Luke Fennell, as well as numerous Gael alums including Patty Mills, Matthew Dellevadova, Alex Ducas, and Kyle Bowen...Has competed at the highest level of Australian prep basketball, helping lead the CoE to a runner-up finish in the regular season of the NBL1 East and a trip to the NBL1 East Semifinals.

2026-27

Opp	P	R	A
Illinois St.	DNP		
North Dakota St.	2	1	1
Nevada	DNP		
UIC	2	0	0
Portland St.	0	0	0
Saint Louis	DNP		
Menlo	0	0	0
UCLA			
G'twn OR Texas			
Hofstra			
Oklahoma St.			
New Mexico St.			
New Mexico			
Iona			
Harvard			
Princeton			
San Diego			
Denver			
Portland			
Pepperdine			
Pacific			
LMU			
San Francisco			
Santa Clara			
Portland			
Seatle U			
San Francisco			
LMU			
Pacific			
Pepperdine			
Seattle U			
Santa Clara			

				Field Goals		3-Point		F-Throws		Rebounds									Scoring	
SEASON	TEAM	GP-GS	MIN/AVG	FG-FGA	FG%	3FG-3FGA	3FG%	FT-FTA	FT%	OFF	DEF	TOT	AVG	PF-FO	A	TO	BLK	STL	PTS	AVG
2026-27	SMC	4-0	19/4.8	2-2	1.000	0-0	.000	0-0	.000	0	1	1	0.3	3-0	1	1	1	0	4	1.0
TOTAL		4-0	19/4.8	2-2	1.000	0-0	.000	0-0	.000	0	1	1	0.3	3-0	1	1	1	0	4	1.0

7 JOSHUA DENT

Junior G 6-3 190 Wollongong, N.S.W, Australia / Centre of Excellence

Season/Career Highs

POINTS
SEASON: 30 vs Nevada (11.8.26)
CAREER: 30 vs Nevada (11.8.26)

REBOUNDS
SEASON: 3 2x last vs PSU (11.16.26)
CAREER: 7 vs Fla. Atlantic (12.19.25)

FIELD GOALS MADE
SEASON: 10 vs Nevada (11.8.26)
CAREER: 10 vs Nevada (11.8.26)

FIELD GOAL ATTEMPTS
SEASON: 17 vs Nevada (11.8.26)
CAREER: 17 3x last vs Nevada (11.8.26)

3-POINT FIELD GOALS MADE
SEASON: 5 2x last vs Nevada (11.8.26)
CAREER: 6 vs Washington St (1.10.26)

3-POINT FIELD GOAL ATTEMPTS
SEASON: 8 vs Nevada (11.8.26)
CAREER: 9 4x last vs TAMU (3.19.26)

FREE THROWS MADE
SEASON: 9 vs Saint Louis (11.20.26)
CAREER: 10 at San Francisco (1.13.26)

FREE THROW ATTEMPTS
SEASON: 10 vs Portland St. (11.16.26)
CAREER: 10 2x last vs PSU (11.16.26)

ASSISTS
SEASON: 10 vs UIC (11.13.26)
CAREER: 11 3x last vs PEP (2.11.26)

STEALS
SEASON: 2 vs Nevada (11.8.26)
CAREER: 5 2x last at Pacific (2.14.26)

BLOCKS
SEASON: N/A
CAREER: 2 vs Virginia Tech (11.27.25)

MINUTES PLAYED
SEASON: 43 2x last vs Nevada (11.8.26)
CAREER: 43 2x last vs Nevada (11.8.26)



2026-27

Opp	P	R	A
Illinois St.	7	3	2
North Dakota St.	17	2	6
Nevada	30	2	5
UIC	9	2	10
Portland St.	15	3	7
Saint Louis	12	1	4
Menlo	12	1	2
UCLA			
G'twn OR Texas			
Hofstra			
Oklahoma St.			
New Mexico St.			
New Mexico			
Iona			
Harvard			
Princeton			
San Diego			
Denver			
Portland			
Pepperdine			
Pacific			
LMU			
San Francisco			
Santa Clara			
Portland			
Seatle U			
San Francisco			
LMU			
Pacific			
Pepperdine			
Seattle U			
Santa Clara			

CAREER HIGHLIGHTS
First Team All-WCC (2025-26)
First Team WCC All-Academic (2025-26)
Best Free Throw Percentage in Program History Entering the 2026-27 Season (90.9%)
AS A SOPHOMORE (2025-26): One of just two players to start every game for the Gaels...Took the reigns as the team's starting point guard following the graduation of Augustas Marciulionis, and did not miss a beat... Averaged 13.2 PPG (third best on the team) and a team-high 5.6 APG and 1.6 SPG while shooting 46.7% from the field, 40.4% from three and 91.8% (WCC-Best) from the stripe...After scoring 14 points all of last season, surpassed that with 18 in his season debut against St. Thomas (Nov. 3)...Five times scored at least 20 points in a game, including a career-best 26 against Washington State (Jan. 10)...Notched his first three collegiate double-doubles against Oregon State (Jan. 21), San Francisco (Feb. 7) and Pepperdine (Feb. 11)...Played the full 40 minutes in 13 contests this year, and led the WCC in minutes played... After only playing a minute in last year's NCAA Tournament, scored 18 against Texas A&M (Mar. 19) in the Gaels first round NCAA Tournament game this year...Named both a first team All-WCC honoree and a first team WCC All-Academic team member.

AS A FRESHMAN (2024-25): Appeared in 24 games off the bench in his true freshman campaign…Played a season-long 13 minutes against Stanislaus State (Nov. 20), recording his first two collegiate rebounds, and his first assist…Played 12 minutes in the Gaels non-conference finale vs Utah State, scoring his first collegiate bucket, a three pointer, while dishing out a career-high three assists… His best performance came on the road at San Diego, when he scored eight points on 3-5 shooting (2-3 from three) to go along with two assists and three steals in just nine minutes against the Toreros (Jan. 11).

PRIOR TO SAINT MARY'S: Will become the 25th Gael in program history to hail from Australia...Well sized point guard who has shown equal abilities to both score and distribute the basketball...Played alongside current Gael Rory Hawke for the Centre of Excellence...Averaged seven points, five rebounds and five assists per contest last season for COE...Represented Australia in the U17 FIBA World Cup, averaging 13 points and four assists per game, while shooting 49% from the field.

				Field Goals		3-Point		F-Throws		Rebounds									Scoring	
SEASON	TEAM	GP-GS	MIN/AVG	FG-FGA	FG%	3FG-3FGA	3FG%	FT-FTA	FT%	OFF	DEF	TOT	AVG	PF-FO	A	TO	BLK	STL	PTS	AVG
2024-25	SMC	24-0	84/3.5	5-17	.294	3-11	.273	1-2	.500	0	4	4	0.2	3-0	7	5	0	3	14	0.6
2025-26	SMC	33-33	1195/36.2	142-304	.467	61-151	.404	89-97	.918	10	72	82	2.5	60-0	185	76	5	52	434	13.2
2026-27	SMC	7-7	234/33.5	29-56	.518	17-33	.515	27-30	.900	0	14	14	2.0	12-0	36	12	0	6	102	14.6
TOTAL		64-40	1514/23.7	176-377	.467	81-195	.415	117-129	.907	10	90	100	1.6	75-0	228	93	5	61	550	8.6

8 RORY HAWKE

R-Sophomore G 6-5 200 Townsville, Queensland, Australia / Centre of Excellence

Season/Career Highs

POINTS
SEASON: 15 vs ND State (11.4.26)
CAREER: 15 vs ND State (11.4.26)

REBOUNDS
SEASON: 4 vs Nevada (11.8.26)
CAREER: 4 3x last vs Nevada (11.8.26)

FIELD GOALS MADE
SEASON: 6 vs ND State (11.4.26)
CAREER: 6 vs ND State (11.4.26)

FIELD GOAL ATTEMPTS
SEASON: 6 vs ND State (11.4.26)
CAREER: 6 2x last vs NDSU(11.4.26)

3-POINT FIELD GOALS MADE
SEASON: 3 vs ND State (11.4.26)
CAREER: 3 2x last vs NDSU (11.4.26)

3-POINT FIELD GOAL ATTEMPTS
SEASON: 3 2x last vs Nevada (11.8.26)
CAREER: 3 3x last vs Nevada (11.8.26)

FREE THROWS MADE
SEASON: 2 vs Portland St. (11.16.26)
CAREER: 4 vs Wichita State (11.26.25)

FREE THROW ATTEMPTS
SEASON: 3 vs Illinois State (11.2.26)
CAREER: 4 2x lats at Wash St (2.21.26)

ASSISTS
SEASON: 2 2x last vs PSU (11.16.26)
CAREER: 2 3x last vs PSU (11.16.26)

STEALS
SEASON: N/A
CAREER: 3 vs Stan State (11.6.23)

BLOCKS
SEASON: N/A
CAREER: 1 at LMU (12.28.25)

MINUTES PLAYED
SEASON: 22 vs Illinois State (11.2.26)
CAREER: 25 vs Wichita State (11.26.25)



AS A REDSHIRT FRESHMAN (2025-26): Appeared in 32 contests, starting four in his first full season of action... Averaged 2.4 PPG while shooting 50.9% from the field... Made his season debut against St. Thomas (Nov. 3) scoring four points in his first game in two years...Made his first collegiate start in the Battle 4 Atlantis Semifinals against Viriginia Tech (Nov. 27), scoring 10 points on 4-5 shooting in the victorious effort...Hit the game winning three pointer on the road at LMU (Dec. 28)...Season-best 11 points came at home against Portland (Jan. 2).

AS A REDSHIRT FRESHMAN (2024-25): Did not appear in a game for the Gaels while working back from injury.

2026-27

Opp	P	R	A
Illinois St.	1	3	1
North Dakota St.	15	1	1
Nevada	0	4	1
UIC	0	1	2
Portland St.	4	1	2
Saint Louis	2	1	1
Menlo	0	0	0
UCLA			
G'twn OR Texas			
Hofstra			
Oklahoma St.			
New Mexico St.			
New Mexico			
Iona			
Harvard			
Princeton			
San Diego			
Denver			
Portland			
Pepperdine			
Pacific			
LMU			
San Francisco			
Santa Clara			
Portland			
Seatle U			
San Francisco			
LMU			
Pacific			
Pepperdine			
Seattle U			
Santa Clara			

AS A REDSHIRT FRESHMAN (2023-24): Retained a redshirt year after appearing in six games before having his season come to an end due to injury...Showed strong scoring ability in his six appearances, shooting 8-10 from the field and a perfect 4-4 from beyond the arc...Scored 13 points in his first collegiate appearance against Stanislaus State (Nov. 6).

AS A FRESHMAN (2022-23): Spent his freshman season as a redshirt after joining midseason and did not appear in any games.

PRIOR TO SAINT MARY'S: Hawke played on the U20 Australian Championship team for Queensland, and he caught the eyes of selectors for the Boomers, who added him to the roster...made his national team debut in the FIBA World Cup Qualifiers, much like current Gael, Alex Ducas...put up some very strong numbers with the Centre of Excellence during the 2022 Australian State League season, averaging 16.1 points per game, accounting for nearly 20% of the team's scoring...shot 53.8% from the floor and 34.5% from beyond the arc, while grabbing 5.6 rebounds per game and dishing out 2.8 assists per game... his eight-game performance at the U20 Championship saw him average 15.5 points with 7.9 rebounds per game.

				Field Goals		3-Point		F-Throws		Rebounds									Scoring	
SEASON	TEAM	GP-GS	MIN/AVG	FG-FGA	FG%	3FG-3FGA	3FG%	FT-FTA	FT%	OFF	DEF	TOT	AVG	PF-FO	A	TO	BLK	STL	PTS	AVG
2023-24	SMC	6-0	26/4.4	8-10	.800	4-4	1.000	3-4	.750	4	2	6	1.0	1-0	1	2	0	2	23	3.8
2025-26	SMC	32-4	342/10.7	27-53	.509	4-18	.222	18-23	.783	7	31	38	1.2	33-0	11	17	1	7	76	2.4
2026-27	SMC	7-5	99/14.1	8-18	.444	3-10	.300	3-5	.600	3	8	11	1.6	5-0	8	4	0	0	22	3.1
TOTAL		45-9	467/10.4	43-81	.531	11-32	.344	24-32	.750	14	41	55	1.2	39-0	20	23	1	9	121	2.7

9 LUKE FENNELL

Sophomore G 6-6 190 Melbourne, Australia / Syracuse

Season/Career Highs

POINTS
SEASON: 5 vs Illinois State (11.2.26)
CAREER: 6 vs Drexel (11.15.25)

REBOUNDS
SEASON: 2 3x last vs UIC (11.13.26)
CAREER: 3 vs Binghamton (11.3.25)

FIELD GOALS MADE
SEASON: 2 2x last vs NDSU (11.4.26)
CAREER: 2 2x last vs NDSU (11.4.26)

FIELD GOAL ATTEMPTS
SEASON: 5 vs ND State (11.4.26)
CAREER: 5 vs ND State (11.4.26)

3-POINT FIELD GOALS MADE
SEASON: 1 2x last vs Menlo (11.22.26)
CAREER: 1 4x last vs Menlo (11.22.26)

3-POINT FIELD GOAL ATTEMPTS
SEASON: 3 vs ND State (11.4.26)
CAREER: 3 vs ND State (11.4.26)

FREE THROWS MADE
SEASON: N/A
CAREER: 3 vs Drexel (11.15.25)

FREE THROW ATTEMPTS
SEASON: N/A
CAREER: 3 vs Drexel (11.15.25)

ASSISTS
SEASON: 4 vs UIC (11.13.26)
CAREER: 4 vs UIC (11.13.26)

STEALS
SEASON: 1 vs UIC (11.13.26)
CAREER: 1 3x last vs UIC (11.13.26)

BLOCKS
SEASON: N/A
CAREER: N/A

MINUTES PLAYED
SEASON: 11 vs ND State (11.4.26)
CAREER: 14 3x last at Iowa St (11.26.25)



2026-27

Opp	P	R	A
Illinois St.	5	2	0
North Dakota St.	4	2	2
Nevada	0	0	0
UIC	2	2	4
Portland St.	0	0	1
Saint Louis	DNP		
Menlo	3	0	2
UCLA			
G'twn OR Texas			
Hofstra			
Oklahoma St.			
New Mexico St.			
New Mexico			
Iona			
Harvard			
Princeton			
San Diego			
Denver			
Portland			
Pepperdine			
Pacific			
LMU			
San Francisco			
Santa Clara			
Portland			
Seatle U			
San Francisco			
LMU			
Pacific			
Pepperdine			
Seattle U			
Santa Clara			

PRIOR TO SAINT MARY'S: Syracuse (2025-26)
AS A FRESHMAN (2025-26): As a true freshman for the Orange, appeared in 10 games...Scored his first collegiate bucket while ripping down a season-high three boards in his debut against Binghamton...Dropped a career-high points six against Drexel a little less than two weeks later.

AUSTRALIAN NATIONAL TEAM: Represented his country at the U18 and U19 levels in the 2024 FIBA U18 Asia Cup and the 2025 U19 World Cup...In the U18 Asia Cup, helped lead his team to a gold medal, averaging 11.8 PPG, including a tournament best 24 points, five rebounds and four assists in the semi-finals against Jordan...In the U19 World Cup, helped Australia to a sixth place finish in the 16 team tournament...Averaged 10.6 PPG and shot 16-for-33 from beyond the arc...Had a pair of 18 point showings in that tournament, going 4-for-6 from three in his 18 point quarterfinals against Germany, and 5-for-10 from three in his 18 point fifth place game against Canada.

HIGH SCHOOL: Like many Gael greats before him, a product of the Basketball Australia Centre of Excellence... Played alongside current Gael PG Joshua Dent at CoE, where the duo combined to average 23 PPG in the 2024 campaign...In three years at CoE, averaged 12.7 PPG and shot 45.2% from the field, 39.4% from three and 82.6% from the stripe.

				Field Goals		3-Point		F-Throws		Rebounds									Scoring	
SEASON	TEAM	GP-GS	MIN/AVG	FG-FGA	FG%	3FG-3FGA	3FG%	FT-FTA	FT%	OFF	DEF	TOT	AVG	PF-FO	A	TO	BLK	STL	PTS	AVG
2025-26	SU	10-0	65/6.5	3-14	.214	2-8	.250	3-3	1.000	0	6	6	0.6	2-0	4	2	0	2	11	1.1
2026-27	SMC	6-0	38/6.4	6-14	.429	2-7	.286	0-0	.000	2	4	6	1.0	5-0	9	1	0	1	14	2.3
TOTAL FOR SMC		**6-0**	**38/6.4**	**6-14**	**.429**	**2-7**	**.286**	**0-0**	**.000**	**2**	**4**	**6**	**1.0**	**5-0**	**9**	**1**	**0**	**1**	**14**	**2.3**
TOTAL		**16-0**	**103/6.4**	**9-28**	**.321**	**4-15**	**.267**	**3-3**	**1.000**	**2**	**10**	**12**	**0.8**	**7-0**	**13**	**3**	**0**	**3**	**25**	**1.6**

11 SALIH ALTUNTAS

Sophomore C 6-11 275 Istanbul, Turkiye / Miami (FL)

Season/Career Highs

POINTS
SEASON: 3 vs Menlo (11.22.26)
CAREER: 13 vs Delaware St. (11.23.25)

REBOUNDS
SEASON: 7 vs Menlo (11.22.26)
CAREER: 11 vs Delaware St. (11.23.25)

FIELD GOALS MADE
SEASON: 1 vs Menlo (11.22.26)
CAREER: 6 vs Delaware St. (11.23.25)

FIELD GOAL ATTEMPTS
SEASON: 4 vs Menlo (11.22.26)
CAREER: 7 vs Delaware St. (11.23.25)

3-POINT FIELD GOALS MADE
SEASON: N/A
CAREER: N/A

3-POINT FIELD GOAL ATTEMPTS
SEASON: N/A
CAREER: N/A

FREE THROWS MADE
SEASON: 1 vs Menlo (11.22.26)
CAREER: 3 vs Elon (11.20.25)

FREE THROW ATTEMPTS
SEASON: 4 vs Menlo (11.22.26)
CAREER: 4 2x last vs Menlo (11.22.26)

ASSISTS
SEASON: N/A
CAREER: 1 4x last vs ULM (12.13.25)

STEALS
SEASON: 1 vs Menlo (11.22.26)
CAREER: 4 vs Delaware St. (11.23.25)

BLOCKS
SEASON: N/A
CAREER: 1 13x last vs BC (2.28.26)

MINUTES PLAYED
SEASON: 13 vs Menlo (11.22.26)
CAREER: 20 vs Delaware St. (11.23.25)



2026-27

Opp	P	R	A
Illinois St.	DNP		
North Dakota St.	DNP		
Nevada	DNP		
UIC	DNP		
Portland St.	DNP		
Saint Louis	DNP		
Menlo	3	7	0
UCLA			
G'twn OR Texas			
Hofstra			
Oklahoma St.			
New Mexico St.			
New Mexico			
Iona			
Harvard			
Princeton			
San Diego			
Denver			
Portland			
Pepperdine			
Pacific			
LMU			
San Francisco			
Santa Clara			
Portland			
Seatle U			
San Francisco			
LMU			
Pacific			
Pepperdine			
Seattle U			
Santa Clara			

PRIOR TO SAINT MARY'S: Miami (FL) (2025-26)
AS A FRESHMAN (2025-26): Proved to be an incredibly strong finisher on the interior for the Canes in his lone year of action...Shooting 65.7% from the field, the big man missed more than just one field goal once during his freshman campaign...Most memorable moment of his first collegiate year came just three weeks in, when he went for a 13 point, 11 rebound double-double against Delaware State (Nov. 23), converting on 6-7 field goal attempts.

ANADOLU EFES ISTANBUL: Earned a starting role for the U19 team of Anadolu Efes Istanbul during the 2022-23 campaign, and held onto it for three years before his move to America...Over those three years, appeared in 54 contests and averaged 12.4 PPG and 9.6 RPG, while shooting 66.8% from the field...Also appeared in 20 games for the senior club for Anadolu Efes Istanbul....After being named an honorable mention All-Turkish U19 League honoree in 2023, twice made his way onto the first team All-Turkish U19 League list in 2024 and 2025.

TURKISH NATIONAL TEAM: Represented his home nation of Turkiye at the U16, U18 and U20 levels...Began turning heads for the Turkish Basketball Federation in 2024, representing Turkiye in both the U18 and U20 Eurobasket Tournaments, serving as the U18 squad's leading rebounder and second leading scorer, and the U20 squad's fourth leading scorer and rebounder...A year later, led the U20 Turkiye National Team to a bronze medal finish at the U20 Eurobasket Group B Tournament, averaging 10 PPG and 6 RPG.

				Field Goals		3-Point		F-Throws		Rebounds									Scoring	
SEASON	TEAM	GP-GS	MIN/AVG	FG-FGA	FG%	3FG-3FGA	3FG%	FT-FTA	FT%	OFF	DEF	TOT	AVG	PF-FO	A	TO	BLK	STL	PTS	AVG
2025-26	UM	32-0	252/7.9	23-35	.657	0-0	.000	6-16	.375	20	42	62	1.9	54-3	4	12	13	7	52	1.6
2026-27	SMC	1-0	13/12.8	1-4	.250	0-0	.000	1-4	.250	5	2	7	7.0	3-0	0	3	0	1	3	3.0
TOTAL FOR SMC		1-0	13/12.8	1-4	.250	0-0	.000	1-4	.250	5	2	7	7.0	3-0	0	3	0	1	3	3.0
TOTAL		33-0	265/8.0	24-39	.615	0-0	.000	7-20	.350	25	44	69	2.1	57-3	4	15	13	8	55	1.7

18 THOMAS NDONG

Senior F 6-10 245 Montreal, Quebec / Cal Baptist

Season/Career Highs

POINTS
SEASON: 18 vs Illinois State (11.2.26)
CAREER: 18 vs Illinois State (11.2.26)

REBOUNDS
SEASON: 8 vs Nevada (11.8.26)
CAREER: 17 vs Sac St (12.20.25)

FIELD GOALS MADE
SEASON: 7 vs Illinois State (11.2.26)
CAREER: 7 vs Illinois State (11.2.26)

FIELD GOAL ATTEMPTS
SEASON: 9 2x last vs Nevada (11.8.26)
CAREER: 9 3x last vs Nevada (11.8.26)

3-POINT FIELD GOALS MADE
SEASON: 1 vs Illinois State (11.2.26)
CAREER: 1 6x last vs Ill. St (11.2.26)

3-POINT FIELD GOAL ATTEMPTS
SEASON: 1 vs Illinois State (11.2.26)
CAREER: 2 6x last at UC Irvine (11.7.25)

FREE THROWS MADE
SEASON: 3 vs Illinois State (11.2.26)
CAREER: 6 at Utah (12.6.25)

FREE THROW ATTEMPTS
SEASON: 4 vs Illinois State (11.2.26)
CAREER: 8 at Utah (12.6.25)

ASSISTS
SEASON: 1 5x last vs Menlo (11.22.26)
CAREER: 4 at Utah (12.6.25)

STEALS
SEASON: 1 2x last vs UIC (11.13.26)
CAREER: 2 at Utah (12.6.25)

BLOCKS
SEASON: 1 2x last vs Menlo (11.22.26)
CAREER: 2 3x last vs Ab Christ (2.7.26)

MINUTES PLAYED
SEASON: 28 vs Nevada (11.8.26)
CAREER: 30 at Utah (12.6.25)



PRIOR TO SAINT MARY'S: Cal Baptist (2025-2026), Oregon State (2023-25)
AS A JUNIOR (2025-26): Appeared in 32 of the Lancers 34 games last season, starting 19....6-10 big man averaged 4.9 PPG and 6.5 RPG, shooting 56.8% from the field...Dropped a career-high 14 points in his CBU debut against USC Upstate, then matched those 14 points to go along with 11 boards in his first collegiate double-double at Utah...Biggest game for the Lancers came just two weeks later against Sacramento State, scoring 12 and ripping down 17 rebounds...In his time at CBU, was coached by now Gaels Associate Head Coach Hardy Asprilla.

2026-27

Opp	P	R	A
Illinois St.	18	6	1
North Dakota St.	0	0	1
Nevada	6	8	0
UIC	5	2	1
Portland St.	2	2	1
Saint Louis	0	0	0
Menlo	6	3	1
UCLA			
G'twn OR Texas			
Hofstra			
Oklahoma St.			
New Mexico St.			
New Mexico			
Iona			
Harvard			
Princeton			
San Diego			
Denver			
Portland			
Pepperdine			
Pacific			
LMU			
San Francisco			
Santa Clara			
Portland			
Seatle U			
San Francisco			
LMU			
Pacific			
Pepperdine			
Seattle U			
Santa Clara			

AS A SOPHOMORE (2024-25): Saw action in 14 games in his second season in Corvallis...Shot 45.5% from the field... Scored a season-high four points against Sacramento State on Dec. 17...Six days later, went for three points and four rebounds against Oakland.

AS A FRESHMAN (2023-24): As a true freshman for the Beavers, appeared in 21 games, including his first collegiate start against Colorado...In just his second collegiate game, scored a season-best six points and ripped down a season-high eight rebounds against Troy... Finished out the year averaging 1.8 PPG and 2.0 RPG.

CANADIAN NATIONAL TEAM: Represented his home nation of Canada in the FIBA U18 Americas Championship, helping his squad to a third place finish, averaging six points and six boards per game while shooting 67% from the field.

HIGH SCHOOL: Spent his prep career at the NBA Academy Latin America in San Luis Potosi, Mexico...Competed at the 2021 G-League Winter Showcase and in the 2022 NBA Academy Games.

				Field Goals		3-Point		F-Throws		Rebounds									Scoring	
SEASON	TEAM	GP-GS	MIN/AVG	FG-FGA	FG%	3FG-3FGA	3FG%	FT-FTA	FT%	OFF	DEF	TOT	AVG	PF-FO	A	TO	BLK	STL	PTS	AVG
2023-24	OSU	21-1	188/9.0	10-33	.303	4-11	.364	14-24	.583	10	31	41	2.0	36-0	9	7	3	6	38	1.8
2024-25	OSU	13-0	50/3.9	5-11	.455	0-1	.000	1-2	.500	1	6	7	0.5	5-0	2	1	2	2	11	0.8
2025-26	CBU	32-19	560/17.5	63-111	.568	1-5	.200	31-50	.620	70	138	208	6.5	62-2	12	31	16	15	158	4.9
2026-27	SMC	7-0	93/13.2	16-26	.615	1-2	.500	4-6	.667	13	9	22	3.1	11-0	5	4	2	2	37	5.3
TOTAL FOR SMC		7-0	93/13.2	16-26	.615	1-2	.500	4-6	.667	13	9	22	3.1	11-0	5	4	2	2	37	5.3
TOTAL		73-20	891/12.2	94-181	.519	6-19	.316	50-82	.610	94	184	278	3.8	114-2	28	43	23	25	244	3.3

20 COOPER LEWIS

Freshman G 6-3 195 Lehi, Utah / Lehi

Season/Career Highs

POINTS
SEASON: 6 vs ND State (11.4.26)
CAREER: 6 vs ND State (11.4.26)

REBOUNDS
SEASON: 2 2x last vs UIC (11.13.26)
CAREER: 2 2x last vs UIC (11.13.26)

FIELD GOALS MADE
SEASON: 2 vs ND State (11.4.26)
CAREER: 2 vs ND State (11.4.26)

FIELD GOAL ATTEMPTS
SEASON: 4 vs ND State (11.4.26)
CAREER: 4 vs ND State (11.4.26)

3-POINT FIELD GOALS MADE
SEASON: 2 vs ND State (11.4.26)
CAREER: 2 vs ND State (11.4.26)

3-POINT FIELD GOAL ATTEMPTS
SEASON: 3 vs ND State (11.4.26)
CAREER: 3 vs ND State (11.4.26)

FREE THROWS MADE
SEASON: N/A
CAREER: N/A

FREE THROW ATTEMPTS
SEASON: N/A
CAREER: N/A

ASSISTS
SEASON: N/A
CAREER: N/A

STEALS
SEASON: N/A
CAREER: N/A

BLOCKS
SEASON: N/A
CAREER: N/A

MINUTES PLAYED
SEASON: 9 vs ND State (11.4.26)
CAREER: 9 vs ND State (11.4.26)



2026-27			
Opp	P	R	A
Illinois St.	DNP		
North Dakota St.	6	2	0
Nevada	DNP		
UIC	0	2	0
Portland St.	0	0	0
Saint Louis	DNP		
Menlo	DNP		
UCLA			
G'twn OR Texas			
Hofstra			
Oklahoma St.			
New Mexico St.			
New Mexico			
Iona			
Harvard			
Princeton			
San Diego			
Denver			
Portland			
Pepperdine			
Pacific			
LMU			
San Francisco			
Santa Clara			
Portland			
Seatle U			
San Francisco			
LMU			
Pacific			
Pepperdine			
Seattle U			
Santa Clara			

PRIOR TO SAINT MARY'S: After playing sparingly in his first two seasons at Lehi High School, propelled himself to notoriety in his junior campaign, averaging 18.4 points per game...A torn meniscus sidelined him for most of the summer, but hard work paid off as he was ready to go at the start of his senior campaign, averaging 22.2 points per game in non-conference play, and an incredible 31.4 points per game throughout the remainder of the campaign...That boiled down to a season in which he averaged 27.4 points per game, and buried 110 three pointers, more than double the amount he made in his junior year...Scored 40 or more points in three games during his high school career, and led Lehi to a 6A Championship...As Utah's Mr Basketball and Utah's Gatorade Player of the Year, Cooper is joined by some elite company, including former Detroit Piston and New Orleans Pelican Frank Jackson (who played for his father at Lone Peak), and former Dallas Maverick and 2016 WCC Player of the Year Kyle Collinsworth...Comes to the Gaels after completing a two-year LDS Mission in Portland, Oregon.

				Field Goals		3-Point		F-Throws		Rebounds									Scoring	
SEASON	TEAM	GP-GS	MIN/AVG	FG-FGA	FG%	3FG-3FGA	3FG%	FT-FTA	FT%	OFF	DEF	TOT	AVG	PF-FO	A	TO	BLK	STL	PTS	AVG
2026-27	SMC	3-0	14/4.6	2-5	.400	2-4	.500	0-0	.000	0	4	4	1.3	0-0	0	1	0	0	6	2.0
TOTAL		3-0	14/4.6	2-5	.400	2-4	.500	0-0	.000	0	4	4	1.3	0-0	0	1	0	0	6	2.0

24 KEVIN GAD

R-Senior F 6-6 205 Livermore, Calif. / Granada

Season/Career Highs

POINTS
SEASON: 9 2x last vs Menlo (11.22.26)
CAREER: 9 3x last vs Menlo (11.22.26)

REBOUNDS
SEASON: 2 2x last vs Menlo (11.22.26)
CAREER: 4 vs Ohio (11.11.25)

FIELD GOALS MADE
SEASON: 3 2x last vs Menlo (11.22.26)
CAREER: 3 4x last vs Menlo (11.22.26)

FIELD GOAL ATTEMPTS
SEASON: 5 vs ND State (11.4.26)
CAREER: 5 vs ND State (11.4.26)

3-POINT FIELD GOALS MADE
SEASON: 3 vs ND State (11.4.26)
CAREER: 3 2x last vs NDSU (11.4.26)

3-POINT FIELD GOAL ATTEMPTS
SEASON: 5 vs ND State (11.4.26)
CAREER: 5 vs ND State (11.4.26)

FREE THROWS MADE
SEASON: 2 2x last vs Menlo (11.22.26)
CAREER: 2 2x last vs Menlo (11.22.26)

FREE THROW ATTEMPTS
SEASON: 2 2x last vs Menlo (11.22.26)
CAREER: 2 2x last vs Menlo (11.22.26)

ASSISTS
SEASON: 3 vs Menlo (11.22.26)
CAREER: 3 vs Menlo (11.22.26)

STEALS
SEASON: N/A
CAREER: 1 2x last vs UNT (11.14.25)

BLOCKS
SEASON: 1 vs UIC (11.13.26)
CAREER: 1 2x last vs UIC (11.13.26)

MINUTES PLAYED
SEASON: 15 vs Menlo (11.22.26)
CAREER: 15 vs Menlo (11.22.26)



2026-27

Opp	P	R	A
Illinois St.	2	1	1
North Dakota St.	9	1	0
Nevada	0	1	0
UIC	7	0	0
Portland St.	0	0	0
Saint Louis	0	2	1
Menlo	9	2	3
UCLA			
G'twn OR Texas			
Hofstra			
Oklahoma St.			
New Mexico St.			
New Mexico			
Iona			
Harvard			
Princeton			
San Diego			
Denver			
Portland			
Pepperdine			
Pacific			
LMU			
San Francisco			
Santa Clara			
Portland			
Seatle U			
San Francisco			
LMU			
Pacific			
Pepperdine			
Seattle U			
Santa Clara			

AS A REDSHIRT JUNIOR (2025-26): Started each of the first seven games for the Gaels before being shutdown with an injury...Averaged 1.4 PPG and 1.3 RPG in those first seven games...Made his first collegiate start in the season opener against St. Thomas (Nov. 3)...Went for a season-high seven points on 3-4 shooting and four rebounds against Ohio (Nov. 11).

AS A REDSHIRT SOPHOMORE (2024-25): Made 15 appearances off the bench for the second straight season…Scored a season best five points in back-to-back appearances against LMU (Jan.7) and San Diego (Jan. 11)...Shot 50% from the field (5-10)...Finished the year with a career-high five assists.

AS A REDSHIRT FRESHMAN (2023-24): Made 15 appearances off the bench in his first season of action with the Gaels...Brought down a pair of rebounds in his debut performance against Stanislaus State (Nov. 6)... Scored his first two collegiate buckets in his first ever WCC appearance against Portland, knocking down a three and a layup...Went for nine points on 3-4 shooting from beyond the arc in three minutes of play at Pacific.

AS A FRESHMAN (2022-23): Spent his freshman season as a redshirt and did not appear in any games.

PRIOR TO SAINT MARY'S: Graduated from Granada High School in Livermore in 2022...walks onto the Gaels roster after leading the Matadors to a 17-9 record as a senior, falling in the EBAL championship game before falling in the second round of the CIF playoffs...named First Team All-EBAL as a senior.

25 JALEN LEWIS

Junior F 6-9 245 Oakland, Calif. / Bishop O'Dowd

Season/Career Highs

POINTS
SEASON:
CAREER:

REBOUNDS
SEASON:
CAREER:

FIELD GOALS MADE
SEASON:
CAREER:

FIELD GOAL ATTEMPTS
SEASON:
CAREER:

3-POINT FIELD GOALS MADE
SEASON:
CAREER:

3-POINT FIELD GOAL ATTEMPTS
SEASON:
CAREER:

FREE THROWS MADE
SEASON:
CAREER:

FREE THROW ATTEMPTS
SEASON:
CAREER:

ASSISTS
SEASON:
CAREER:

STEALS
SEASON:
CAREER:

BLOCKS
SEASON:
CAREER:

MINUTES PLAYED
SEASON:
CAREER:



WISCONSIN HERD (2024-25): Appeared in 22 games in his lone season with the Wisconsin Herd, the G-League Affiliate of the Milwaukee Bucks…Shot 60% from three in limited action…Scored 13 points and ripped down 18 rebounds in his time with the Herd.

OVERTIME ELITE (2021-24): Signed with Overtime Elite following his sophomore season at Bishop O'Dowd, making him the youngest American professional basketball player in history…Spent three seasons with City Reapers.

HIGH SCHOOL: Prepped at East Bay high school basketball powerhouse Bishop O'Dowd for his first two years of high school hoops…Helped his squad to back-to-back unbeaten league titles in 2020 and 2021…In his freshman year, guided his team to the CIF Open Division Regional Finals before COVID-19 forced the cancellation of the remainder of the tournament.

2026-27

Opp	P	R	A
Illinois St.	DNP		
North Dakota St.	DNP		
Nevada	DNP		
UIC	DNP		
Portland St.	DNP		
Saint Louis	DNP		
Menlo	DNP		
UCLA			
G'twn OR Texas			
Hofstra			
Oklahoma St.			
New Mexico St.			
New Mexico			
Iona			
Harvard			
Princeton			
San Diego			
Denver			
Portland			
Pepperdine			
Pacific			
LMU			
San Francisco			
Santa Clara			
Portland			
Seatle U			
San Francisco			
LMU			
Pacific			
Pepperdine			
Seattle U			
Santa Clara			

				Field Goals		3-Point		F-Throws		Rebounds									Scoring	
SEASON	TEAM	GP-GS	MIN/AVG	FG-FGA	FG%	3FG-3FGA	3FG%	FT-FTA	FT%	OFF	DEF	TOT	AVG	PF-FO	A	TO	BLK	STL	PTS	AVG
2023-24	SMC	15-0	30/2.0	7-19	.368	5-14	.357	0-0	.000	2	6	8	0.5	2-0	1	1	1	1	19	1.3
2024-25	SMC	15-0	33/2.2	5-10	.500	2-6	.333	0-0	.000	0	5	5	0.3	4-0	4	1	0	0	12	0.8
2025-26	SMC	7-7	71/10.1	4-11	.364	2-6	.333	0-0	.000	4	5	9	1.3	6-0	5	1	0	1	10	1.4
2026-27	SMC	7-0	50/7.2	9-15	.600	5-10	.500	4-4	1.000	1	6	7	1.0	5-0	5	2	1	0	27	3.9
TOTAL		**44-7**	**184/4.2**	**25-55**	**.455**	**14-36**	**.389**	**4-4**	**1.000**	**7**	**22**	**29**	**0.7**	**17-0**	**15**	**5**	**2**	**2**	**68**	**1.5**

32 JAZZ GARDNER

R-Junior F/C 7-0 250 Pasadena, Calif. / Pacific

Season/Career Highs

POINTS
SEASON: 7 vs ND State (11.4.26)
CAREER: 15 at Illinois State (12.7.24)

REBOUNDS
SEASON: 8 vs Saint Louis (11.20.26)
CAREER: 11 vs CSUF (11.30.24)

FIELD GOALS MADE
SEASON: 3 2x last vs Menlo (11.22.26)
CAREER: 7 vs Wash State (1.30.25)

FIELD GOAL ATTEMPTS
SEASON: 6 vs Saint Louis (11.20.26)
CAREER: 9 at Illinois State (12.7.24)

3-POINT FIELD GOALS MADE
SEASON: 1 vs ND State (11.4.26)
CAREER: 1 4x last vs NDSU (11.4.26)

3-POINT FIELD GOAL ATTEMPTS
SEASON: 1 4x last vs Menlo (11.22.26)
CAREER: 2 2x last at Ill State (12.7.24)

FREE THROWS MADE
SEASON: 1 vs UIC (11.13.26)
CAREER: 3 vs San Jose State (2.2.24)

FREE THROW ATTEMPTS
SEASON: 2 vs UIC (11.13.26)
CAREER: 3 vs San Jose State (2.2.24)

ASSISTS
SEASON: 3 vs Portland St. (11.16.26)
CAREER: 4 vs Jessup (11.4.24)

STEALS
SEASON: 1 vs Saint Louis (11.20.26)
CAREER: 1 8x last vs Port (2.22.25)

BLOCKS
SEASON: 3 vs ND State (11.4.26)
CAREER: 3 4x last vs NDSU (11.4.26)

MINUTES PLAYED
SEASON: 21 vs UIC (11.13.26)
CAREER: 33 vs Wash State (1.30.25)



AS A JUNIOR (2025-26): Spent his first year in Moraga as a redshirt and did not appear in any games.

PRIOR TO SAINT MARY'S: Pacific (2024-2025), Nevada (2023-24)
AS A SOPHOMORE (2024-25): Transferred to Pacific for his sophomore year, where he served as the every game center for the Tigers, under first year head coach Dave Smart...Saw time in every game for Pacific, and starting 27 of those 33 games, demonstrating strong touch around the rim, shooting 60% from the field...Ripped down a career-best 11 rebounds, including five o-boards against Cal State Fullerton... Scored a career-high 15 on the road at Illinois State on 6-9 shooting, and a week later, scored 12 at UNLV on a 6-8 field goal clip...Biggest moment of his Tiger career came against Washington State, when he went a perfect 7-7 from the field, including the game winning layup with five seconds remaining to secure the Tigers the season sweep of the Cougars.

2026-27

Opp	P	R	A
Illinois St.	4	1	0
North Dakota St.	7	1	2
Nevada	4	3	1
UIC	5	5	0
Portland St.	4	6	3
Saint Louis	4	8	1
Menlo	6	4	0
UCLA			
G'twn OR Texas			
Hofstra			
Oklahoma St.			
New Mexico St.			
New Mexico			
Iona			
Harvard			
Princeton			
San Diego			
Denver			
Portland			
Pepperdine			
Pacific			
LMU			
San Francisco			
Santa Clara			
Portland			
Seatle U			
San Francisco			
LMU			
Pacific			
Pepperdine			
Seattle U			
Santa Clara			

AS A FRESHMAN (2023-24): After receiving over 20 Division I offers, chose to begin his collegiate career in Reno for Coach Steve Alford and the Nevada Wolf Pack...In his collegiate debut, went for seven points and eight boards against Sacramento State...Followed that up with the best two game stretch of his freshman campaign a week later, going for eight points and seven rebounds on 4-6 shooting against Pacific, followed by a 13 point outpouring on 6-7 shooting against Portland.

HIGH SCHOOL: Spent time at both Los Altos High School and West Ranch High School in Southern California, leading both squads to the CIF State Playoffs...Earned four star status from both ESPN and 247 Sports.

				Field Goals		3-Point		F-Throws		Rebounds									Scoring	
SEASON	TEAM	GP-GS	MIN/AVG	FG-FGA	FG%	3FG-3FGA	3FG%	FT-FTA	FT%	OFF	DEF	TOT	AVG	PF-FO	A	TO	BLK	STL	PTS	AVG
2023-24	Nevada	20-0	130/6.5	22-49	.449	2-11	.182	4-9	.444	15	25	40	2.0	14-0	3	9	3	1	50	2.5
2024-25	PAC	33-27	581/17.6	71-118	.602	1-2	.500	8-18	.444	50	74	124	3.8	58-0	12	20	19	7	151	4.6
2026-27	SMC	7-7	108/15.4	16-30	.533	1-4	.250	1-4	.250	15	13	28	4.0	6-0	8	7	6	1	34	4.9
TOTAL FOR SMC		7-7	108/15.4	16-30	.533	1-4	.250	1-4	.250	15	13	28	4.0	6-0	8	7	6	1	34	4.9
TOTAL		60-34	820/13.7	109-197	.553	4-17	.235	13-31	.419	80	112	192	3.2	78-0	23	36	28	9	235	3.9

35 VANGELIS ZOUGRIS

Senior F 6-8 245 Peristeri, Athens, Greece / Louisville

Season/Career Highs

POINTS
SEASON: 23 vs Saint Louis (11.20.26)
CAREER: 23 vs Saint Louis (11.20.26)

REBOUNDS
SEASON: 9 vs Menlo (11.22.26)
CAREER: 9 vs Menlo (11.22.26)

FIELD GOALS MADE
SEASON: 9 2x last vs SLU (11.20.26)
CAREER: 9 2x last vs SLU (11.20.26)

FIELD GOAL ATTEMPTS
SEASON: 14 vs Saint Louis (11.20.26)
CAREER: 14 vs Saint Louis (11.20.26)

3-POINT FIELD GOALS MADE
SEASON: N/A
CAREER: N/A

3-POINT FIELD GOAL ATTEMPTS
SEASON: 1 3x last vs Menlo (11.22.26)
CAREER: 1 3x last vs Menlo (11.22.26)

FREE THROWS MADE
SEASON: 5 vs Saint Louis (11.20.26)
CAREER: 5 vs Saint Louis (11.20.26)

FREE THROW ATTEMPTS
SEASON: 5 vs Saint Louis (11.20.26)
CAREER: 5 2x last vs SLU (11.20.26)

ASSISTS
SEASON: 3 2x last vs SLU (11.20.26)
CAREER: 3 2x last vs SLU (11.20.26)

STEALS
SEASON: 3 vs Portland St. (11.16.26)
CAREER: 3 2x last vs PSU (11.16.26)

BLOCKS
SEASON: 1 4x last vs PSU (11.16.26)
CAREER: 1 9x last vs PSU (11.16.26)

MINUTES PLAYED
SEASON: 35 vs Saint Louis (11.20.26)
CAREER: 35 vs Saint Louis (11.20.26)



PRIOR TO SAINT MARY'S: Louisville (2025-26)
AS A JUNIOR (2025-26): Spent his lone season of college basketball in the ACC with Louisville...Appeared in 27 of a possible 35 games, starting each of the final six, including both the of the Cardinals' ACC Tournament games, and both of their NCAA Tournament games...A force on the interior, shooting 57% from the field, including a 4-5 clip in the ACC Tournament and a 7-10 clip in the Big Dance...Two biggest games at Louisville came during March Madness, going for six points and six boards in the opening round win over South Florida, followed by eight points on 4-5 shooting in a narrow loss to Michigan State.

2026-27			
Opp	**P**	**R**	**A**
Illinois St.	16	4	2
North Dakota St.	11	5	2
Nevada	6	7	2
UIC	12	5	2
Portland St.	20	4	3
Saint Louis	23	7	3
Menlo	8	9	0
UCLA			
G'twn OR Texas			
Hofstra			
Oklahoma St.			
New Mexico St.			
New Mexico			
Iona			
Harvard			
Princeton			
San Diego			
Denver			
Portland			
Pepperdine			
Pacific			
LMU			
San Francisco			
Santa Clara			
Portland			
Seatle U			
San Francisco			
LMU			
Pacific			
Pepperdine			
Seattle U			
Santa Clara			

PERISTERI ATHENS (2021-25): Spent four years prior to his time at Louisville playing for Peristeri Athens of the Greek Basketball League...Appeared in 86 contests for the senior club, shooting 64% from the field in that time... In his final season before coming to America, put together a breakout campaign, averaging 7.9 points per game and 4.6 rebounds per game, while shooting 69% from the field as one of the team's starting bigs...Helped his team to the GBL Quarterfinals and to the Basketball Champions League Play-Ins that year.

GREEK NATIONAL TEAM: Represented his home nation at numerous levels, including his first appearance for the Senior Greek National Team in 2025...In 2023, led the U20 Greek National Team to a bronze medal finish at the U20 European Championship, averaging 14 PPG and 11 RPG to earn a first team all-tournament nod...Repeated that effort in a bronze medal finish in the 2024 U20 European Championship, averaging 12 PPG and 8 RPG...In five contests with the senior national team, averaged 5 PPG and 6 RPG.

				Field Goals		3-Point		F-Throws		Rebounds									Scoring	
SEASON	TEAM	GP-GS	MIN/AVG	FG-FGA	FG%	3FG-3FGA	3FG%	FT-FTA	FT%	OFF	DEF	TOT	AVG	PF-FO	A	TO	BLK	STL	PTS	AVG
2025-26	LOU	27-6	246/9.1	28-49	.571	0-0	.000	15-23	.652	35	31	66	2.4	39-0	17	21	5	9	71	2.6
2026-27	SMC	7-7	182/26.0	42-56	.750	0-3	.000	12-18	.667	20	21	41	5.9	20-2	14	16	5	7	96	13.7
TOTAL FOR SMC		7-7	182/26.0	42-56	.750	0-3	.000	12-18	.667	20	21	41	5.9	20-2	14	16	5	7	96	13.7
TOTAL		34-13	428/12.6	70-105	.667	0-3	.000	27-41	.659	55	52	107	3.1	59-2	31	37	10	16	167	4.9

42 TRENT MacLEAN

R-Freshman F 6-10 205 Thousand Oaks, Calif. / SoCal Academy

Season/Career Highs

POINTS
SEASON: 3 4x last vs Menlo (11.22.26)
CAREER: 3 4x last vs Menlo (11.22.26)

REBOUNDS
SEASON: N/A
CAREER: N/A

FIELD GOALS MADE
SEASON: 1 4x last vs Menlo (11.22.26)
CAREER: 1 4x last vs Menlo (11.22.26)

FIELD GOAL ATTEMPTS
SEASON: 2 2x last vs Menlo (11.22.26)
CAREER: 2 2x last vs Menlo (11.22.26)

3-POINT FIELD GOALS MADE
SEASON: 1 4x last vs Menlo (11.22.26)
CAREER: 1 4x last vs Menlo (11.22.26)

3-POINT FIELD GOAL ATTEMPTS
SEASON: 2 2x last vs Menlo (11.22.26)
CAREER: 2 2x last vs Menlo (11.22.26)

FREE THROWS MADE
SEASON: N/A
CAREER: N/A

FREE THROW ATTEMPTS
SEASON: N/A
CAREER: N/A

ASSISTS
SEASON: N/A
CAREER: N/A

STEALS
SEASON: N/A
CAREER: N/A

BLOCKS
SEASON: N/A
CAREER: N/A

MINUTES PLAYED
SEASON: 5 vs ND State (11.4.26)
CAREER: 5 vs ND State (11.4.26)



AS A FRESHMAN (2025-26): Spent his first year in Moraga as a redshirt and did not appear in any games.

PRIOR TO SAINT MARY'S: Led Thousand Oaks High School to the State Tournament as a junior...Transferred to SoCal Academy, where he spent last year competing with and against some of the top talent in all of prep basketball in events like the Holiday Hoopsgiving, the Made Hoops Main Event, the Tarkanian Classic, and HoopHall West...His abilities on the court earned him national attention, earning a four star designation and ranking as the 141st player in the prep class of 2025.

PERSONAL: Son of UCLA all-time leading scorer and nine year NBA veteran Don MacLean

2026-27

Opp	P	R	A
Illinois St.	DNP		
North Dakota St.	3	0	0
Nevada	DNP		
UIC	3	0	0
Portland St.	3	0	0
Saint Louis	DNP		
Menlo	3	0	0
UCLA			
G'twn OR Texas			
Hofstra			
Oklahoma St.			
New Mexico St.			
New Mexico			
Iona			
Harvard			
Princeton			
San Diego			
Denver			
Portland			
Pepperdine			
Pacific			
LMU			
San Francisco			
Santa Clara			
Portland			
Seatle U			
San Francisco			
LMU			
Pacific			
Pepperdine			
Seattle U			
Santa Clara			

				Field Goals		3-Point		F-Throws		Rebounds									Scoring	
SEASON	TEAM	GP-GS	MIN/AVG	FG-FGA	FG%	3FG-3FGA	3FG%	FT-FTA	FT%	OFF	DEF	TOT	AVG	PF-FO	A	TO	BLK	STL	PTS	AVG
2026-27	SMC	4-0	10/2.5	4-6	.667	4-6	.667	0-0	.000	0	0	0	0.0	5-0	0	0	0	0	12	3.0
TOTAL		4-0	10/2.5	4-6	.667	4-6	.667	0-0	.000	0	0	0	0.0	5-0	0	0	0	0	12	3.0

2026-27 Saint Mary's (CA) Men's Basketball
Combined Team Statistics
All games

as of Nov 23, 2026

Game Records

Record	Overall	Home	Away	Neutral
ALL GAMES	6-1	6-0	0-0	0-1
CONFERENCE	0-0	0-0	0-0	0-0
NON-CONFERENCE	6-1	6-0	0-0	0-1

Score by Periods

Team	1st	2nd	OT	TOT
Saint Mary's (CA)	284	344	29	657
Opponents	247	268	25	540

Team Box Score

No.	Player				Total		3-Point		F-Throw		Rebounds											
		GP-GS	MIN	AVG	FG-FGA	FG%	3FG-3FGA	3FG%	FT-FTA	FT%	OFF	DEF	TOT	AVG	PF	DQ	A	TO	BLK	STL	PTS	AVG
0	JUZENAS, Mantas	7-7	240:59	34.4	45-94	.479	28-57	.491	26-33	.788	13	53	66	9.4	17	0	22	18	3	8	144	20.6
7	DENT, Joshua	7-7	234:19	33.5	29-56	.518	17-33	.515	27-30	.900	0	14	14	2.0	12	0	36	12	0	6	102	14.6
35	ZOUGRIS, Vangelis	7-7	181:53	26.0	42-56	.750	0-3	.000	12-18	.667	20	21	41	5.9	20	2	14	16	5	7	96	13.7
1	BIVINS, Darius	7-0	180:11	25.7	32-61	.525	10-23	.435	13-14	.929	1	14	15	2.1	20	1	30	7	3	17	87	12.4
2	DENT-SMITH, Jeremy	7-2	163:32	23.4	20-63	.317	8-35	.229	21-22	.955	3	10	13	1.9	20	1	15	7	0	13	69	9.9
18	NDONG, Thomas	7-0	92:38	13.2	16-26	.615	1-2	.500	4-6	.667	13	9	22	3.1	11	0	5	4	2	2	37	5.3
32	GARDNER, Jazz	7-7	107:57	15.4	16-30	.533	1-4	.250	1-4	.250	15	13	28	4.0	6	0	8	7	6	1	34	4.9
24	GAD, Kevin	7-0	50:16	7.2	9-15	.600	5-10	.500	4-4	1.000	1	6	7	1.0	5	0	5	2	1	0	27	3.9
8	HAWKE, Rory	7-5	98:52	14.1	8-18	.444	3-10	.300	3-5	.600	3	8	11	1.6	5	0	8	4	0	0	22	3.1
42	MACLEAN, Trent	4-0	10:03	2.5	4-6	.667	4-6	.667	0-0	.000	0	0	0	0.0	5	0	0	0	0	0	12	3.0
11	ALTUNTAS, Salih	1-0	12:47	12.8	1-4	.250	0-0	.000	1-4	.250	5	2	7	7.0	3	0	0	3	0	1	3	3.0
9	FENNELL, Luke	6-0	38:13	6.4	6-14	.429	2-7	.286	0-0	.000	2	4	6	1.0	5	0	9	1	0	1	14	2.3
20	LEWIS, Cooper	3-0	13:53	4.6	2-5	.400	2-4	.500	0-0	.000	0	4	4	1.3	0	0	0	1	0	0	6	2.0
5	PAVELY, Flynn	4-0	19:21	4.8	2-2	1.000	0-0	.000	0-0	.000	0	1	1	0.3	3	0	1	1	1	0	4	1.0
3	CURVY, Samson	3-0	05:06	1.7	0-1	.000	0-1	.000	0-0	.000	0	0	0	0.0	0	0	0	0	0	0	0	0.0
Team											12	13	25									
Total		**7**	**1450**		**232-451**	**.514**	**81-195**	**.415**	**112-140**	**.800**	**88**	**172**	**260**	**37.1**	**132**	**4**	**153**	**83**	**21**	**56**	**657**	**93.9**
Opponents		**7**	**1450**		**191-404**	**.473**	**50-144**	**.347**	**108-150**	**.720**	**59**	**149**	**208**	**29.7**	**130**	**4**	**116**	**97**	**14**	**51**	**540**	**77.1**

Team Statistics

	SMC	OPP
Scoring	**657**	**540**
Points per game	93.9	77.1
Scoring margin	+16.7	-
Field goals-att	**232-451**	**191-404**
Field goal pct	.514	.473
3 point fg-att	**81-195**	**50-144**
3-point FG pct	.415	.347
3-pt FG made per game	11.6	7.1
Free throws-att	**112-140**	**108-150**
Free throw pct	.800	.720
F-Throws made per game	16.0	15.4
Rebounds	**260**	**208**
Rebounds per game	37.1	29.7
Rebounding margin	+7.4	-
Assists	**153**	**116**
Assists per game	21.9	16.6
Turnovers	**83**	**97**
Turnovers per game	11.9	13.9
Turnover margin	+2.0	-
Assist/turnover ratio	1.8	1.2
Steals	**56**	**51**
Steals per game	8.0	7.3
Blocks	**21**	**14**
Blocks per game	3.0	2.0
Winning streak	**4**	**-**
Home win streak	6	-
Attendance	**17078**	**0**
Home games-Avg/Game	6-2846	0-0
Neutral site-Avg/Game	-	1-3323

Team Results

Date	Opponent		Score	Att.
11/02/2026	Illinois St.	Wot	90-85	2788
11/04/2026	North Dakota St.	W	105-64	2701
11/08/2026	vs Nevada	Lot	95-96	3323
11/13/2026	UIC	W	84-61	3076
11/16/2026	Portland St.	W	94-78	2716
11/20/2026	Saint Louis	W	95-78	3409
11/22/2026	Menlo	W	94-78	2388

Team Box Score

Home Games

No.	Player				Total		3-Point		F-Throw		Rebounds											
		GP-GS	MIN	AVG	FG-FGA	FG%	3FG-3FGA	3FG%	FT-FTA	FT%	OFF	DEF	TOT	AVG	PF	DQ	A	TO	BLK	STL	PTS	AVG
0	JUZENAS, Mantas	6-6	200:25	33.4	38-76	.500	23-44	.523	21-26	.808	12	46	58	9.7	15	0	18	18	3	7	120	20.0
35	ZOUGRIS, Vangelis	6-6	159:30	26.6	39-50	.780	0-2	.000	12-18	.667	17	17	34	5.7	15	1	12	13	4	7	90	15.0
1	BIVINS, Darius	6-0	160:28	26.7	31-58	.534	10-23	.435	10-10	1.000	1	14	15	2.5	15	0	28	7	3	16	82	13.7
7	DENT, Joshua	6-6	191:26	31.9	19-39	.487	12-25	.480	22-25	.880	0	12	12	2.0	10	0	31	9	0	4	72	12.0
2	DENT-SMITH, Jeremy	6-2	132:08	22.0	13-48	.271	5-26	.192	18-19	.947	2	10	12	2.0	15	0	13	5	0	10	49	8.2
18	NDONG, Thomas	6-0	64:34	10.8	13-17	.765	1-2	.500	4-6	.667	8	6	14	2.3	10	0	5	4	2	2	31	5.2
32	GARDNER, Jazz	6-6	94:54	15.8	14-26	.538	1-3	.333	1-4	.250	15	10	25	4.2	4	0	7	7	6	1	30	5.0
24	GAD, Kevin	6-0	45:26	7.6	9-15	.600	5-10	.500	4-4	1.000	1	5	6	1.0	5	0	5	2	1	0	27	4.5
8	HAWKE, Rory	6-4	78:42	13.1	8-14	.571	3-7	.429	3-5	.600	3	4	7	1.2	3	0	7	3	0	0	22	3.7
42	MACLEAN, Trent	4-0	10:03	2.5	4-6	.667	4-6	.667	0-0	.000	0	0	0	0.0	5	0	0	0	0	0	12	3.0
11	ALTUNTAS, Salih	1-0	12:47	12.8	1-4	.250	0-0	.000	1-4	.250	5	2	7	7.0	3	0	0	3	0	1	3	3.0
9	FENNELL, Luke	5-0	36:18	7.3	6-14	.429	2-7	.286	0-0	.000	2	4	6	1.2	4	0	9	0	0	1	14	2.8
20	LEWIS, Cooper	3-0	13:53	4.6	2-5	.400	2-4	.500	0-0	.000	0	4	4	1.3	0	0	0	1	0	0	6	2.0
5	PAVELY, Flynn	4-0	19:21	4.8	2-2	1.000	0-0	.000	0-0	.000	0	1	1	0.3	3	0	1	1	1	0	4	1.0
3	CURVY, Samson	3-0	05:06	1.7	0-1	.000	0-1	.000	0-0	.000	0	0	0	0.0	0	0	0	0	0	0	0	0.0
Team											10	11	21									
Total		**6**	**1225**		**199-375**	**.531**	**68-160**	**.425**	**96-121**	**.793**	**76**	**146**	**222**	**37.0**	**107**	**1**	**136**	**73**	**20**	**49**	**562**	**93.7**
Opponents		**6**	**1225**		**157-345**	**.455**	**45-133**	**.338**	**85-114**	**.746**	**54**	**116**	**170**	**28.3**	**113**	**3**	**92**	**85**	**12**	**44**	**444**	**74.0**

Neutral Site Games

Team Box Score

No.	Player				Total		3-Point		F-Throw		Rebounds											
		GP-GS	MIN	AVG	FG-FGA	FG%	3FG-3FGA	3FG%	FT-FTA	FT%	OFF	DEF	TOT	AVG	PF	DQ	A	TO	BLK	STL	PTS	AVG
7	DENT, Joshua	1-1	42:53	42.9	10-17	.588	5-8	.625	5-5	1.000	0	2	2	2.0	2	0	5	3	0	2	30	30.0
0	JUZENAS, Mantas	1-1	40:34	40.6	7-18	.389	5-13	.385	5-7	.714	1	7	8	8.0	2	0	4	0	0	1	24	24.0
2	DENT-SMITH, Jeremy	1-0	31:24	31.4	7-15	.467	3-9	.333	3-3	1.000	1	0	1	1.0	5	1	2	2	0	3	20	20.0
18	NDONG, Thomas	1-0	28:04	28.1	3-9	.333	0-0	.000	0-0	.000	5	3	8	8.0	1	0	0	0	0	0	6	6.0
35	ZOUGRIS, Vangelis	1-1	22:24	22.4	3-6	.500	0-1	.000	0-0	.000	3	4	7	7.0	5	1	2	3	1	0	6	6.0
1	BIVINS, Darius	1-0	19:44	19.7	1-3	.333	0-0	.000	3-4	.750	0	0	0	0.0	5	1	2	0	0	1	5	5.0
32	GARDNER, Jazz	1-1	13:03	13.1	2-4	.500	0-1	.000	0-0	.000	0	3	3	3.0	2	0	1	0	0	0	4	4.0
24	GAD, Kevin	1-0	04:50	4.8	0-0	.000	0-0	.000	0-0	.000	0	1	1	1.0	0	0	0	0	0	0	0	0.0
8	HAWKE, Rory	1-1	20:10	20.2	0-4	.000	0-3	.000	0-0	.000	0	4	4	4.0	2	0	1	1	0	0	0	0.0
9	FENNELL, Luke	1-0	01:55	1.9	0-0	.000	0-0	.000	0-0	.000	0	0	0	0.0	1	0	0	1	0	0	0	0.0
Team											2	2	4									
Total		**1**	**225**		**33-76**	**.434**	**13-35**	**.371**	**16-19**	**.842**	**12**	**26**	**38**	**38.0**	**25**	**3**	**17**	**10**	**1**	**7**	**95**	**95.0**
Opponents		**1**	**225**		**34-59**	**.576**	**5-11**	**.455**	**23-36**	**.639**	**5**	**33**	**38**	**38.0**	**17**	**1**	**24**	**12**	**2**	**7**	**96**	**96.0**

Away Games

2026-27 Saint Mary's (CA) Men's Basketball
Team Game-by-Game
All games

				Total		3-Pointers		Free throws		Rebounds										
Opponent	Date	Score		FG-FGA	PCT	3FG-3FGA	PCT	FT-FTA	PCT	OFF	DEF	TOT	AVG	PF	A	TO	BLK	STL	PTS	AVG
Illinois St.	11/02/2026	90-85	Wot	34-68	.500	4-17	.235	18-26	.692	16	25	41	41.0	20	18	11	2	12	90	90.0
North Dakota St.	11/04/2026	105-64	W	39-58	.672	20-31	.645	7-10	.700	3	27	30	35.5	19	31	8	7	2	105	97.5
vs Nevada	11/08/2026	95-96	Lot	33-76	.434	13-35	.371	16-19	.842	12	26	38	36.3	25	17	10	1	7	95	96.7
UIC	11/13/2026	84-61	W	33-61	.541	12-27	.444	6-8	.750	14	28	42	37.8	20	24	16	4	7	84	93.5
Portland St.	11/16/2026	94-78	W	33-65	.508	11-23	.478	17-22	.773	11	21	32	36.6	18	24	10	1	9	94	93.6
Saint Louis	11/20/2026	95-78	W	25-57	.439	8-27	.296	37-38	.974	14	24	38	36.8	17	18	14	2	9	95	93.8
Menlo	11/22/2026	94-78	W	35-66	.530	13-35	.371	11-17	.647	18	21	39	37.1	13	21	14	4	10	94	93.9
Total		**657**		**232-451**	**.514**	**81-195**	**.415**	**112-140**	**.800**	**88**	**172**	**260**	**37.1**	**132**	**153**	**83**	**21**	**56**	**657**	**93.9**
Opponents		540		191-404	.473	50-144	.347	108-150	.720	59	149	208	29.7	130	116	97	14	51	540	77.1

Saint Mary's (CA) Averages

Games Played	Points/ game	FG Pct	3FG Pct	FT Pct	Rebounds/ game	Assists/ game	Turnovers/ game	Assist/Turnover ratio	Steals/ game	Blocks/ game
7	93.9	51.4	41.5	80.0	37.1	21.9	11.9	1.8	8.0	3.0

2026-27 Saint Mary's (CA) Men's Basketball
Opponents Game-by-Game
All games

				Total		3-Pointers		Free throws		Rebounds										
Opponent	Date	Score		FG-FGA	PCT	3FG-3FGA	PCT	FT-FTA	PCT	OFF	DEF	TOT	AVG	PF	A	TO	BLK	STL	PTS	AVG
Illinois St.	11/02/2026	90-85	Wot	28-58	.483	13-27	.481	16-23	.696	10	23	33	33.0	21	20	18	0	5	85	85.0
North Dakota St.	11/04/2026	105-64	W	23-61	.377	5-23	.217	13-19	.684	13	17	30	31.5	15	12	11	0	7	64	74.5
vs Nevada	11/08/2026	95-96	Lot	34-59	.576	5-11	.455	23-36	.639	5	33	38	33.7	17	24	12	2	7	96	81.7
UIC	11/13/2026	84-61	W	20-55	.364	5-18	.278	16-21	.762	9	16	25	31.5	12	11	12	4	9	61	76.5
Portland St.	11/16/2026	94-78	W	30-56	.536	5-14	.357	13-18	.722	8	24	32	31.6	20	15	15	2	3	78	76.8
Saint Louis	11/20/2026	95-78	W	27-58	.466	8-27	.296	16-21	.762	8	19	27	30.8	30	17	16	3	10	78	77.0
Menlo	11/22/2026	94-78	W	29-57	.509	9-24	.375	11-12	.917	6	17	23	29.7	15	17	13	3	10	78	77.1
Total		**540**		**191-404**	**.473**	**50-144**	**.347**	**108-150**	**.720**	**59**	**149**	**208**	**29.7**	**130**	**116**	**97**	**14**	**51**	**540**	**77.1**
Saint Mary's (CA)		657		232-451	.514	81-195	.415	112-140	.800	88	172	260	37.1	132	153	83	21	56	657	93.9

Opponents Averages

Games Played	Points/ game	FG Pct	3FG Pct	FT Pct	Rebounds/ game	Assists/ game	Turnovers/ game	Assist/Turnover ratio	Steals/ game	Blocks/ game
7	77.1	47.3	34.7	72.0	29.7	16.6	13.9	1.2	7.3	2.0

Saint Mary's (CA) - Game Highs

POINTS	105		North Dakota St. (11/04/2026)
	95		Saint Louis (11/20/2026)
	95		vs Nevada (N) (11/08/2026)
	94		Menlo (11/22/2026)
	94		Portland St. (11/16/2026)
FIELD GOALS MADE	39		North Dakota St. (11/04/2026)
	35		Menlo (11/22/2026)
FIELD GOAL ATTEMPTS	76		vs Nevada (N) (11/08/2026)
	68		Illinois St. (11/02/2026)
FIELD GOAL PERCENTAGE	.672	(39-58)	North Dakota St. (11/04/2026)
	.541	(33-61)	UIC (11/13/2026)
3 PT FG MADE	20		North Dakota St. (11/04/2026)
	13		Menlo (11/22/2026)
	13		vs Nevada (N) (11/08/2026)
3 PT FG ATTEMPTS	35		Menlo (11/22/2026)
	35		vs Nevada (N) (11/08/2026)
3 PT FG PERCENTAGE	.645	(20-31)	North Dakota St. (11/04/2026)
	.478	(11-23)	Portland St. (11/16/2026)
FREE THROWS MADE	37		Saint Louis (11/20/2026)
	18		Illinois St. (11/02/2026)
FREE THROW ATTEMPTS	38		Saint Louis (11/20/2026)
	26		Illinois St. (11/02/2026)
FREE THROW PERCENTAGE	.974	(37-38)	Saint Louis (11/20/2026)
	.842	(16-19)	vs Nevada (N) (11/08/2026)
REBOUNDS	42		UIC (11/13/2026)
	41		Illinois St. (11/02/2026)
ASSISTS	31		North Dakota St. (11/04/2026)
	24		Portland St. (11/16/2026)
	24		UIC (11/13/2026)
STEALS	12		Illinois St. (11/02/2026)
	10		Menlo (11/22/2026)
BLOCKED SHOTS	7		North Dakota St. (11/04/2026)
	4		Menlo (11/22/2026)
	4		UIC (11/13/2026)
TURNOVERS	16		UIC (11/13/2026)
	14		Menlo (11/22/2026)
	14		Saint Louis (11/20/2026)
FOULS	25		vs Nevada (N) (11/08/2026)
	20		UIC (11/13/2026)
	20		Illinois St. (11/02/2026)

Opponent - Game Highs

POINTS	96		vs Nevada (N) (11/08/2026)
	85		Illinois St. (11/02/2026)
	78		Menlo (11/22/2026)
	78		Saint Louis (11/20/2026)
	78		Portland St. (11/16/2026)
FIELD GOALS MADE	34		vs Nevada (N) (11/08/2026)
	30		Portland St. (11/16/2026)
FIELD GOAL ATTEMPTS	61		North Dakota St. (11/04/2026)
	59		vs Nevada (N) (11/08/2026)
FIELD GOAL PERCENTAGE	.576	(34-59)	vs Nevada (N) (11/08/2026)
	.536	(30-56)	Portland St. (11/16/2026)
3 PT FG MADE	13		Illinois St. (11/02/2026)
	9		Menlo (11/22/2026)
3 PT FG ATTEMPTS	27		Saint Louis (11/20/2026)
	27		Illinois St. (11/02/2026)
3 PT FG PERCENTAGE	.481	(13-27)	Illinois St. (11/02/2026)
	.455	(5-11)	vs Nevada (N) (11/08/2026)
FREE THROWS MADE	23		vs Nevada (N) (11/08/2026)
	16		Saint Louis (11/20/2026)
	16		UIC (11/13/2026)
	16		Illinois St. (11/02/2026)
FREE THROW ATTEMPTS	36		vs Nevada (N) (11/08/2026)
	23		Illinois St. (11/02/2026)
FREE THROW PERCENTAGE	.917	(11-12)	Menlo (11/22/2026)
	.762	(16-21)	Saint Louis (11/20/2026)
	.762	(16-21)	UIC (11/13/2026)
REBOUNDS	38		vs Nevada (N) (11/08/2026)
	33		Illinois St. (11/02/2026)
ASSISTS	24		vs Nevada (N) (11/08/2026)
	20		Illinois St. (11/02/2026)
STEALS	10		Menlo (11/22/2026)
	10		Saint Louis (11/20/2026)
BLOCKED SHOTS	4		UIC (11/13/2026)
	3		Menlo (11/22/2026)
	3		Saint Louis (11/20/2026)
TURNOVERS	18		Illinois St. (11/02/2026)
	16		Saint Louis (11/20/2026)
FOULS	30		Saint Louis (11/20/2026)
	21		Illinois St. (11/02/2026)

Game 1 — Saint Mary's 90, Illinois State 85 (OT)
Date: 11.2.26 - Moraga, Calif.

Illinois St. - 85 Record: 0-1

NO.	Name		Min	FG M-A	3P M-A	FT M-A	Rebounds OR	DR	TOT	Fouls PF	FD	TP	AS	TO	ST	Blocks BS	BA	+/-
0	Noah Cleveland	F	24:54	2-4	0-0	0-0	0	5	5	3	1	4	2	3	2	0	0	-1
35	Chase Walker	F	17:44	2-4	0-0	4-6	2	2	4	5	5	8	2	6	0	0	0	-13
3	Mason Klabo	G	32:16	2-7	2-6	6-6	1	1	2	2	4	12	3	1	0	0	0	4
5	Demarion Burch	G	39:04	3-6	2-3	1-2	0	4	4	2	1	9	3	3	0	0	0	-1
11	Johnny Kinziger	G	41:54	10-16	6-10	4-4	0	3	3	2	3	30	4	4	1	0	0	-7
15	Nick Allen		10:53	1-4	0-0	0-2	4	1	5	3	1	2	2	0	0	0	1	5
9	Malik Messina-Moore		31:40	6-14	3-7	1-3	2	1	3	3	3	16	4	1	2	0	1	-9
33	Louie Semona		04:58	0-1	0-1	0-0	0	1	1	0	1	0	0	0	0	0	0	-2
24	Zaxton King		06:17	0-0	0-0	0-0	0	0	0	0	0	0	0	0	0	0	0	-4
1	Deng Garang		15:20	2-2	0-0	0-0	0	4	4	1	0	4	0	0	0	0	0	3
Team							1	1	2	0		0		0				
Totals				28-58	13-27	16-23	10	23	33	21	19	85	20	18	5	0	2	-5

Major Fouls: Walker (F1) 2nd 14:46

Saint Mary's (CA) - 90 Record: 1-0

NO.	Name		Min	FG M-A	3P M-A	FT M-A	Rebounds OR	DR	TOT	Fouls PF	FD	TP	AS	TO	ST	Blocks BS	BA	+/-
35	Vangelis Zougris	F	22:30	7-7	0-0	2-4	2	2	4	5	4	16	2	2	1	1	0	4
32	Jazz Gardner	C	12:18	2-4	0-1	0-1	0	1	1	0	1	4	1	0	0	0	0	-3
0	Mantas Juzenas	G	37:34	8-14	1-3	3-5	5	6	11	3	5	20	3	4	1	0	0	12
7	Joshua Dent	G	43:08	2-7	0-3	3-3	0	3	3	0	2	7	2	2	1	0	0	0
8	Rory Hawke	G	22:19	0-2	0-2	1-3	1	2	3	3	2	1	1	2	0	0	0	-6
18	Thomas Ndong		24:17	7-9	1-1	3-4	4	2	6	1	3	18	1	0	1	1	0	6
1	Darius Bivins		22:09	4-10	1-2	2-2	0	2	2	3	2	11	3	1	3	0	0	15
24	Kevin Gad		07:52	1-4	0-2	0-0	0	1	1	0	0	2	1	0	0	0	0	-7
2	Jeremy Dent-Smith		27:05	1-9	0-2	4-4	0	2	2	4	2	6	4	0	5	0	0	6
9	Luke Fennell		05:48	2-2	1-1	0-0	1	1	2	1	0	5	0	0	0	0	0	-2
Team							3	3	6	0		0		0				
Totals				34-68	4-17	18-26	16	25	41	20	21	90	18	11	12	2	0	5

Major Fouls: Juzenas (F1) 1st 14:56 Juzenas (TF) 1st 5:42

	ILST	SMC
Biggest lead	10 (2nd 12:34)	7 (1st OT 0:11)
Best Scoring Run	8 (1st 2:14)	9 (2nd 3:30)
Lead Changes	14	
Times Tied	11	
Time with Lead	26:56	11:27

Points from	ILST	SMC
Turnovers	16	24
Paint	24	54
Second Chance	7	19
Fast Breaks	15	15
Bench	22	42

Period by Period Scoring	1st	2nd	OT1	TOT
ILST	39	38	8	85
SMC	33	44	13	90

Game Notes: SMC #35 F/O at 2:50 (2nd) ♦ ISU #35 F/O at 2:13 (OT) ♦

Game 2 — Saint Mary's 105, North Dakota State 64
Date: 11.4.26 - Moraga, Calif.

North Dakota St. - 64 Record: 1-1

NO.	Name		Min	FG M-A	3P M-A	FT M-A	Rebounds OR	DR	TOT	Fouls PF	FD	TP	AS	TO	ST	Blocks BS	BA	+/-
3	Kaden Tate	F	09:52	2-6	0-1	0-0	2	2	4	3	0	4	0	1	1	0	2	-11
44	Andrew Nagy	F	23:18	2-7	1-4	3-4	1	2	3	2	3	8	1	2	0	0	2	-27
0	Rob Diaz III	G	18:06	4-6	1-2	0-0	0	0	0	1	0	9	1	0	0	0	0	-23
1	Melvin Bell Jr.	G	20:52	0-5	0-0	1-3	2	0	2	2	2	1	0	2	3	0	1	-28
5	Andy Stefonowicz	G	23:27	1-7	0-3	1-2	0	1	1	0	2	3	3	1	1	0	2	-34
2	Riley Massey		16:41	2-7	0-3	2-2	2	1	3	2	2	6	4	0	0	0	0	-11
7	Carson Smith		17:12	1-2	0-1	2-3	1	3	4	2	3	4	0	0	0	0	0	-13
23	Karl Poorn		16:30	6-9	2-2	1-1	1	3	4	2	3	15	0	3	2	0	0	-14
4	Max Iversen		19:30	4-7	1-3	2-3	1	0	1	0	2	11	3	0	0	0	0	-13
14	Jaziah Harper		13:02	1-3	0-2	1-1	0	3	3	1	2	3	0	0	0	0	0	-15
13	Amir Danforth		13:17	0-1	0-1	0-0	0	0	0	0	0	0	0	0	0	0	0	-7
11	Jack Robison		08:13	0-1	0-1	0-0	0	0	0	0	0	0	0	0	0	0	0	-9
Team							3	2	5	0		0		2				
Totals				23-61	5-23	13-19	13	17	30	15	19	64	12	11	7	0	7	-41

Major Fouls: NONE

Saint Mary's (CA) - 105 Record: 2-0

NO.	Name		Min	FG M-A	3P M-A	FT M-A	Rebounds OR	DR	TOT	Fouls PF	FD	TP	AS	TO	ST	Blocks BS	BA	+/-
35	Vangelis Zougris	F	20:25	5-5	0-0	1-3	1	4	5	3	4	11	2	1	0	1	0	33
32	Jazz Gardner	C	15:12	3-5	1-1	0-0	0	1	1	0	1	7	2	1	0	3	0	19
0	Mantas Juzenas	G	28:28	2-7	2-5	3-4	0	11	11	1	5	9	7	1	0	1	0	35
7	Joshua Dent	G	21:43	6-7	5-6	0-0	0	2	2	2	0	17	6	1	1	0	0	26
8	Rory Hawke	G	17:47	6-6	3-3	0-0	0	1	1	0	1	15	1	1	0	0	0	21
1	Darius Bivins		22:24	5-7	2-2	0-0	0	1	1	2	1	12	6	1	1	1	0	24
2	Jeremy Dent-Smith		16:40	3-5	1-2	3-3	1	0	1	1	3	10	3	1	0	0	0	13
18	Thomas Ndong		10:15	0-0	0-0	0-0	0	0	0	4	0	0	1	0	0	0	2	
24	Kevin Gad		10:10	3-5	3-5	0-0	0	1	1	2	0	9	0	0	0	0	0	10
9	Luke Fennell		11:19	2-5	0-3	0-0	0	2	2	0	0	4	2	0	0	0	0	9
5	Flynn Pavely		09:20	1-1	0-0	0-0	0	1	1	1	0	2	1	0	0	1	0	5
20	Cooper Lewis		09:06	2-4	2-3	0-0	0	2	2	0	0	6	0	1	0	0	0	4
42	Trent MacLean		04:48	1-1	1-1	0-0	0	0	0	3	0	3	0	0	0	0	0	2
3	Samson Curvy		02:24	0-0	0-0	0-0	0	0	0	0	0	0	0	0	0	0	0	2
Team							1	1	2	0		0		0				
Totals				39-58	20-31	7-10	3	27	30	19	15	105	31	8	2	7	0	41

Major Fouls: NONE

	NDSU	SMC
Biggest lead	2 (1st 17:24)	43 (2nd 0:35)
Best Scoring Run	5 (1st 17:24)	10 (1st 13:57)
Lead Changes	2	
Times Tied	2	
Time with Lead	00:19	37:45

Points from	NDSU	SMC
Turnovers	7	17
Paint	34	34
Second Chance	4	4
Fast Breaks	9	13
Bench	39	46

Period by Period Scoring	1st	2nd	TOT
NDSU	26	38	64
SMC	45	60	105

Game 3 — Saint Mary's 95, Nevada 96 (OT)
Date: 11.8.26 - Stateline, Nev.

Saint Mary's (CA) - 95 Record: 2-1

NO.	Name		Min	FG M-A	3P M-A	FT M-A	Rebounds OR	DR	TOT	Fouls PF	FD	TP	AS	TO	ST	Blocks BS	BA	+/-
35	Vangelis Zougris	F	22:24	3-6	0-1	0-0	3	4	7	5	0	6	2	3	0	1	1	-6
32	Jazz Gardner	C	13:03	2-4	0-1	0-0	0	3	3	2	0	4	1	0	0	0	0	-1
0	Mantas Juzenas	G	40:34	7-18	5-13	5-7	1	7	8	2	6	24	4	0	1	0	0	1
7	Joshua Dent	G	42:53	10-17	5-8	5-5	0	2	2	2	5	30	5	3	2	0	0	2
8	Rory Hawke	G	20:10	0-4	0-3	0-0	0	4	4	2	0	0	1	1	0	0	0	5
1	Darius Bivins		19:44	1-3	0-0	3-4	0	0	0	5	2	5	2	0	1	0	0	-8
2	Jeremy Dent-Smith		31:24	7-15	3-9	3-3	1	0	1	5	3	20	2	2	3	0	1	6
18	Thomas Ndong		28:04	3-9	0-0	0-0	5	3	8	1	1	6	0	0	0	0	0	2
24	Kevin Gad		04:50	0-0	0-0	0-0	0	1	1	0	0	0	0	0	0	0	0	-3
9	Luke Fennell		01:55	0-0	0-0	0-0	0	0	0	1	0	0	0	0	0	0	0	-3
Team							2	2	4	0		0		0				
Totals				33-76	13-35	16-19	12	26	38	25	17	95	17	10	7	1	2	-1

Major Fouls: NONE

Nevada - 96 Record: 2-0

NO.	Name		Min	FG M-A	3P M-A	FT M-A	Rebounds OR	DR	TOT	Fouls PF	FD	TP	AS	TO	ST	Blocks BS	BA	+/-
3	Elijah Price	F	37:30	4-11	0-0	3-5	1	10	11	3	4	11	3	3	2	0	1	1
0	Simon Majok	C	11:55	0-0	0-0	1-2	0	2	2	0	2	1	0	0	0	0	1	1
1	Styles Phipps	G	30:45	10-12	1-2	4-6	0	3	3	5	5	25	5	2	1	0	0	2
7	Vaughn Weems	G	34:57	12-20	4-8	5-6	0	5	5	4	3	33	1	0	3	1	0	5
9	Peter Bandelj	G	31:06	3-6	0-1	4-5	1	1	2	2	2	10	6	1	0	0	0	0
2	Myles Walker		14:15	1-2	0-0	0-1	0	2	2	2	1	2	5	2	0	0	0	-1
34	Cedric Lath		12:07	0-1	0-0	0-0	0	2	2	0	0	0	0	0	0	0	0	5
6	TJ Coulter		05:50	0-0	0-0	1-2	0	2	2	0	2	1	3	1	0	0	0	-4
8	Keyon Kensie Jr.		17:50	4-6	0-0	1-3	0	2	2	0	3	9	0	1	0	0	0	1
17	Peyton White		25:43	0-1	0-0	4-6	2	1	3	1	3	4	1	1	1	0	0	-4
15	SJ Madison		03:01	0-0	0-0	0-0	0	0	0	0	0	0	0	1	0	0	0	-1
Team							1	3	4	0		0		0				
Totals				34-59	5-11	23-36	5	33	38	17	25	96	24	12	7	2	1	1

Major Fouls: NONE

	SMC	NEV
Biggest lead	9 (1st 18:17)	10 (1st 1:08)
Best Scoring Run	9 (1st 18:17)	10 (1st 1:08)
Lead Changes	7	
Times Tied	11	
Time with Lead	08:33	30:26

Points from	SMC	NEV
Turnovers	15	19
Paint	26	46
Second Chance	10	5
Fast Breaks	13	15
Bench	31	16

Period by Period Scoring	1st	2nd	OT1	TOT
SMC	35	44	16	95
NEV	42	37	17	96

Game 4 — Saint Mary's 84, UIC 61
Date: 11.13.26 - Moraga, Calif.

UIC - 61 Record: 3-1

NO.	Name		Min	FG M-A	3P M-A	FT M-A	Rebounds OR	DR	TOT	Fouls PF	FD	TP	AS	TO	ST	Blocks BS	BA	+/-
1	Jayce Nathaniel	F	30:03	3-7	0-2	5-8	2	1	3	0	4	11	2	1	1	1	1	-15
0	Ahmad Henderson II	G	21:29	1-9	1-5	2-2	0	1	1	0	3	5	2	1	1	0	1	-13
5	Rashund Washington Jr	G	25:31	1-6	1-3	1-2	2	3	5	2	2	4	2	3	2	2	0	-24
22	Mekhi Lowery	G	17:27	2-6	0-0	0-0	2	0	2	4	0	4	0	3	1	0	1	-15
23	Gabe Cupps	G	23:58	3-6	1-2	1-1	0	1	1	1	3	8	3	2	1	0	0	-24
10	Lucas Scroggins		18:13	0-0	0-0	0-0	0	3	3	2	0	0	0	1	0	1	0	-13
55	Benny Gealer		25:31	5-12	1-4	7-7	0	2	2	1	5	18	2	1	1	0	0	-9
2	Elijah Garrett		18:30	3-6	1-1	0-0	0	1	1	1	1	7	0	0	1	0	1	-6
18	Dikembe Shaw		11:04	2-3	0-1	0-0	0	1	1	0	1	4	0	0	0	0	0	1
4	Nano Barrantes		08:14	0-0	0-0	0-1	2	2	4	1	1	0	0	0	0	0	0	3
Team							2	1	3	0		0		0				
Totals				20-55	5-18	16-21	10	16	26	12	20	61	11	12	8	4	4	-23

Major Fouls: NONE

Saint Mary's (CA) - 84 Record: 3-1

NO.	Name		Min	FG M-A	3P M-A	FT M-A	Rebounds OR	DR	TOT	Fouls PF	FD	TP	AS	TO	ST	Blocks BS	BA	+/-
35	Vangelis Zougris	F	25:46	5-8	0-0	2-2	4	1	5	1	1	12	2	4	1	1	2	22
32	Jazz Gardner	C	20:57	2-2	0-0	1-2	2	3	5	1	2	5	0	2	0	2	0	14
0	Mantas Juzenas	G	28:09	5-12	4-7	0-0	1	9	10	3	4	14	1	3	1	0	2	15
7	Joshua Dent	G	27:50	3-5	3-5	0-0	0	2	2	1	1	9	10	1	0	0	0	20
8	Rory Hawke	G	17:48	0-2	0-0	0-0	0	1	1	0	0	0	2	0	0	0	0	17
2	Jeremy Dent-Smith		11:16	2-8	1-6	0-0	0	1	1	3	0	5	0	1	2	0	0	8
18	Thomas Ndong		12:37	2-2	0-0	1-2	2	0	2	2	2	5	1	2	1	0	0	6
1	Darius Bivins		26:29	9-12	2-4	0-0	1	4	5	3	1	20	4	1	1	0	0	24
9	Luke Fennell		08:23	1-3	0-0	0-0	1	1	2	1	0	2	4	0	1	0	0	1
24	Kevin Gad		05:12	2-2	1-1	2-2	0	0	0	2	1	7	0	0	0	1	0	5
5	Flynn Pavely		06:48	1-1	0-0	0-0	0	0	0	2	0	2	0	1	0	0	0	-3
20	Cooper Lewis		04:02	0-1	0-1	0-0	0	2	2	0	0	0	0	0	0	0	0	-5
42	Trent MacLean		02:53	1-2	1-2	0-0	0	0	0	1	0	3	0	0	0	0	0	-5
3	Samson Curvy		01:50	0-1	0-1	0-0	0	0	0	0	0	0	0	0	0	0	0	-4
Team							3	3	6	0		0		0				
Totals				33-61	12-27	6-8	14	27	41	20	12	84	24	15	7	4	4	23

Major Fouls: NONE

	UIC	SMC
Biggest lead	3 (1st 14:33)	30 (2nd 2:35)
Best Scoring Run	10 (2nd 0:35)	8 (1st 3:38)
Lead Changes	4	
Times Tied	3	
Time with Lead	03:08	33:56

Points from	UIC	SMC
Turnovers	14	19
Paint	26	40
Second Chance	6	23
Fast Breaks	3	10
Bench	29	44

Period by Period Scoring	1st	2nd	TOT
UIC	24	37	61
SMC	42	42	84

Game 5 — Saint Mary's 94, Portland State 78
Date: 11.16.26 - Moraga, Calif.

Portland St. - 78 Record: 2-3

NO.	Name		Min	FG M-A	3P M-A	FT M-A	Rebounds OR	DR	TOT	Fouls PF	FD	TP	AS	TO	ST	Blocks BS	BA	+/-
23	Jaquay Randolph	F	36:23	8-11	1-1	2-3	5	9	14	3	3	19	1	1	1	0	1	-10
17	KC Ibekwe	C	19:24	1-4	0-0	0-0	1	2	3	4	2	2	1	3	0	0	0	-4
0	Yaroslav Nikonov	G	36:50	8-18	1-4	6-6	0	1	1	3	5	23	4	5	0	1	0	-11
1	Dennis Johnson III	G	35:27	5-11	2-5	3-4	0	5	5	2	3	15	5	2	0	1	0	-7
8	Emil Skytta	G	15:25	4-5	0-0	0-1	0	2	2	3	1	8	2	2	1	0	0	-1
2	Luke Kearney		26:49	4-5	1-2	0-0	0	2	2	2	2	9	1	1	0	0	0	-12
5	Trevor Frank		03:36	0-1	0-1	0-0	0	0	0	0	0	0	0	1	0	0	0	-10
24	Antonio Pusateri		09:05	0-0	0-0	1-2	0	2	2	1	1	1	0	0	1	0	0	-6
22	Gantas Krizanauskas		12:20	0-1	0-1	0-0	0	0	0	1	0	0	1	0	0	0	0	-15
4	Nehemiah Pollard		04:43	0-0	0-0	1-2	1	0	1	1	1	1	0	0	0	0	0	-4
Team							1	1	2	0		0		0				
Totals				30-56	5-14	13-18	8	24	32	20	18	78	15	15	3	2	1	-16

Major Fouls: Skytta (F1) 1st 18:14

Saint Mary's (CA) - 94 Record: 4-1

NO.	Name		Min	FG M-A	3P M-A	FT M-A	Rebounds OR	DR	TOT	Fouls PF	FD	TP	AS	TO	ST	Blocks BS	BA	+/-
35	Vangelis Zougris	F	32:19	9-11	0-0	2-3	3	1	4	1	3	20	3	0	3	1	0	11
32	Jazz Gardner	C	16:53	2-4	0-0	0-1	3	3	6	3	1	4	3	2	0	0	0	11
0	Mantas Juzenas	G	37:13	11-20	7-11	3-4	0	8	8	3	6	32	2	3	2	0	0	13
7	Joshua Dent	G	37:10	3-9	1-3	8-10	0	3	3	2	6	15	7	2	0	0	0	15
8	Rory Hawke	G	13:02	1-2	0-1	2-2	1	0	1	0	1	4	2	0	0	0	0	-1
1	Darius Bivins		30:13	5-11	2-4	2-2	0	2	2	4	2	14	4	3	4	0	1	13
18	Thomas Ndong		05:32	1-2	0-0	0-0	1	1	2	0	0	2	1	0	0	0	0	-12
2	Jeremy Dent-Smith		22:51	0-3	0-2	0-0	0	2	2	4	1	0	1	0	0	0	1	21
9	Luke Fennell		01:52	0-2	0-1	0-0	0	0	0	0	0	0	1	0	0	0	0	1
5	Flynn Pavely		00:45	0-0	0-0	0-0	0	0	0	0	0	0	0	0	0	0	0	2
20	Cooper Lewis		00:45	0-0	0-0	0-0	0	0	0	0	0	0	0	0	0	0	0	2
24	Kevin Gad		00:45	0-0	0-0	0-0	0	0	0	0	0	0	0	0	0	0	0	2
42	Trent MacLean		00:45	1-1	1-1	0-0	0	0	0	1	0	3	0	0	0	0	0	2
Team							3	1	4	0		0		0				
Totals				33-65	11-23	17-22	11	21	32	18	20	94	24	10	9	1	2	16

Major Fouls: Gardner (F1) 2nd 9:30

	PSU	SMC
Biggest lead	10 (1st 14:11)	16 (2nd 0:02)
Best Scoring Run	7 (1st 16:03)	8 (1st 9:07)
Lead Changes	4	
Times Tied	2	
Time with Lead	09:12	29:03

Points from	PSU	SMC
Turnovers	11	23
Paint	36	38
Second Chance	11	11
Fast Breaks	9	12
Bench	11	19

Period by Period Scoring	1st	2nd	TOT
PSU	38	40	78
SMC	44	50	94

Game 6 — Saint Mary's 95, RV/RV Saint Louis 78
Date: 11.20.26 - Moraga, Calif.

Saint Louis - 78 Record: 3-2

NO.	Name		Min	FG M-A	3P M-A	FT M-A	Rebounds OR	DR	TOT	Fouls PF	FD	TP	AS	TO	ST	Blocks BS	BA	+/-
7	Alon Michaeli	F	18:58	2-6	0-0	0-0	2	4	6	2	0	4	1	1	1	1	1	-14
9	Ishan Sharma	F	15:26	0-1	0-1	2-2	0	0	0	5	0	2	0	3	0	0	0	-20
1	Quentin Jones	G	27:15	2-6	0-2	1-1	1	3	4	5	3	5	6	3	1	0	0	-15
3	Trey Green	G	30:56	5-8	4-7	1-2	1	2	3	3	1	15	2	1	1	0	0	-14
4	Amari McCottry	G	30:54	6-11	2-5	7-9	0	0	0	3	5	21	3	3	4	0	0	-25
0	Kellen Thames		24:59	7-9	0-1	5-6	1	6	7	2	3	19	0	1	2	0	0	0
15	Jax Kerr		17:07	2-7	1-4	0-0	0	0	0	4	2	5	3	3	1	2	0	-1
24	Cam Hutson		11:35	0-2	0-2	0-1	1	0	1	4	1	0	2	0	0	0	0	7
14	Luke Laczkowski		20:11	2-6	1-5	0-0	1	2	3	1	1	5	0	1	0	0	0	-1
6	Sheek Pearson		02:39	1-2	0-0	0-0	0	0	0	1	0	2	0	0	0	0	1	-2
Team							1	2	3	0		0		0				
Totals				27-58	8-27	16-21	8	19	27	30	16	78	17	16	10	3	2	-17

Major Fouls: NONE

Saint Mary's (CA) - 95 Record: 5-1

| NO. | Name | | Min

Game 7 — Saint Mary's 94, Menlo 78

Date: 11.22.26 - Moraga, Calif.

Menlo - 78 Record: 2-1

NO.	Name		Min	FG M-A	3P M-A	FT M-A	Rebounds OR	DR	TOT	Fouls PF	FD	TP	AS	TO	ST	Blocks BS	BA	+/-
15	James Porter III	F	19:42	1-2	0-0	0-0	0	0	0	3	2	2	1	2	0	0	0	-4
33	Salim Arikat	F	21:48	9-13	6-8	1-1	0	2	2	3	1	25	0	2	2	1	0	-3
0	Kai Brown	G	25:35	3-8	0-2	2-2	1	1	2	0	2	8	5	3	1	0	0	-11
2	Amani Johnson	G	18:52	0-2	0-1	0-0	1	1	2	0	1	0	4	2	1	1	1	-2
3	Daniel Huerta	G	16:43	2-5	1-3	0-0	0	1	1	1	0	5	1	0	1	0	0	3
4	Jonathan Moxie		14:40	1-4	0-2	4-4	0	2	2	4	2	6	1	1	3	0	1	-16
10	Quentin Thompson		23:50	6-8	1-2	4-5	2	1	3	1	4	17	1	2	0	0	0	-17
12	Marvin Brumfield		11:44	3-4	1-2	0-0	1	1	2	0	0	7	0	0	1	0	0	-14
1	Devon Woods		13:33	1-5	0-3	0-0	1	0	1	2	0	2	3	0	0	0	1	-9
22	Jamison Beesley		12:41	2-4	0-1	0-0	0	0	0	1	0	4	1	0	0	0	1	-5
11	Alec Day		06:52	0-0	0-0	0-0	0	0	0	0	0	0	0	0	0	0	0	-4
25	Diego Sarabia		06:00	1-2	0-0	0-0	0	1	1	0	0	2	0	1	0	1	0	0
5	Reed Nagel		04:46	0-0	0-0	0-0	0	1	1	0	0	0	0	0	1	0	0	-4
32	Alex Jacob		01:37	0-0	0-0	0-0	0	0	0	0	0	0	0	0	0	0	0	3
34	Kingston Matin		01:37	0-0	0-0	0-0	0	0	0	0	0	0	0	0	0	0	0	3
Team							0	6	6	0		0			0			
Totals				29-57	9-24	11-12	6	17	23	15	12	78	17	13	10	3	4	-16

Major Fouls: Porter III (TF) 2nd 13:20

Saint Mary's (CA) - 94 Record: 6-1

NO.	Name		Min	FG M-A	3P M-A	FT M-A	Rebounds OR	DR	TOT	Fouls PF	FD	TP	AS	TO	ST	Blocks BS	BA	+/-
35	Vangelis Zougris	F	23:23	4-5	0-1	0-1	5	4	9	2	3	8	0	4	0	0	0	14
32	Jazz Gardner	C	10:18	3-5	0-1	0-0	4	0	4	0	0	6	0	1	0	0	0	-6
0	Mantas Juzenas	G	29:01	6-12	4-9	4-5	3	5	8	2	3	20	3	3	1	1	0	18
2	Jeremy Dent-Smith	G	21:44	4-13	2-8	2-2	0	1	1	0	1	12	3	0	3	0	2	3
7	Joshua Dent	G	28:30	4-8	2-5	2-3	0	1	1	1	2	12	2	1	1	0	0	16
1	Darius Bivins		30:46	5-8	2-5	0-0	0	3	3	1	0	12	7	0	4	2	0	22
11	Salih Altuntas		12:47	1-4	0-0	1-4	5	2	7	3	3	3	0	3	1	0	1	20
8	Rory Hawke		04:40	0-0	0-0	0-0	0	0	0	0	0	0	0	0	0	0	0	-4
18	Thomas Ndong		09:38	3-3	0-0	0-0	1	2	3	1	0	6	1	0	0	1	0	-5
24	Kevin Gad		15:18	3-4	1-2	2-2	0	2	2	1	2	9	3	2	0	0	0	5
9	Luke Fennell		08:57	1-2	1-2	0-0	0	0	0	2	0	3	2	0	0	0	0	3
5	Flynn Pavely		02:29	0-0	0-0	0-0	0	0	0	0	0	0	0	0	0	0	0	1
42	Trent MacLean		01:37	1-2	1-2	0-0	0	0	0	0	0	3	0	0	0	0	0	-3
3	Samson Curvy		00:52	0-0	0-0	0-0	0	0	0	0	0	0	0	0	0	0	0	-4
Team							0	1	1	0		0			0			
Totals				35-66	13-35	11-17	18	21	39	13	14	94	21	14	10	4	3	16

Major Fouls: Altuntas (TF) 2nd 13:20

	MENLO	SMC
Biggest lead	9 (1st 15:28)	20 (2nd 1:05)
Best Scoring Run	7 (1st 16:57)	11 (1st 12:52)

Points from	MENLO	SMC
Turnovers	13	17
Paint	36	38

Period by Period Scoring	1st	2nd	TOT
MENLO	41	37	78

Game 8 — Saint Mary's, UCLA

Date: 11.26.26 - San Diego, Calif.

Game 9 — Saint Mary's, Georgetown/Texas

Date: 11.27.26 - San Diego, Calif.

Game 10 — Saint Mary's, Hofstra

Date: 12.1.26 - Moraga, Calif.

Game 11 — Saint Mary's, Oklahoma State

Date: 12.5.26 - Stillwater, Okla.

Game 12 — Saint Mary's, New Mexico State

Date: 12.9.26 - Moraga, Calif.

Game	
13	Saint Mary's New Mexico Date: 12.12.26 - Albuquerque, N.M.

Game	
14	Saint Mary's Iona Date: 12.18.26 - Moraga, Calif.

Game	
15	Saint Mary's Harvard Date: 12.22.26 - Moraga, Calif.

Game	
16	Saint Mary's Princeton Date: 12.29.26 - Moraga, Calif.

Game	
17	Saint Mary's San Diego Date: 1.2.27 - Moraga, Calif.

Game	
18	Saint Mary's Denver Date: 1.6.27 - Denver, Colo.

Game 19
Saint Mary's
Portland
Date: 1.13.27 - Moraga, Calif.

Game 20
Saint Mary's
Pepperdine
Date: 1.16.27 - Malibu, Calif.

Game 21
Saint Mary's
Pacific
Date: 1.20.27 - Moraga, Calif.

Game 22
Saint Mary's
LMU
Date: 1.23.27 - Moraga, Calif.

Game 23
Saint Mary's
San Francisco
Date: 1.27.27 - San Francisco, Calif.

Game 24
Saint Mary's
Santa Clara
Date: 1.30.27 - Moraga, Calif.

Game	
25	Saint Mary's Portland Date: 2.3.27 - Portland, Ore.

Game	
26	Saint Mary's Seattle U Date: 2.6.27 - Seattle, Wash.

Game	
27	Saint Mary's San Francisco Date: 2.9.27 - Moraga, Calif.

Game	
28	Saint Mary's LMU Date: 2.13.27 - Los Angeles, Calif.

Game	
29	Saint Mary's Pacific Date: 2.18.27 - Stockton, Calif.

Game	
30	Saint Mary's Pepperdine Date: 2.21.27 - Moraga, Calif.

Game	
31	Saint Mary's Seattle U Date: 2.24.27 - Moraga, Calif

Game	
32	Saint Mary's Santa Clara Date: 2.27.27 - Santa Clara, Calif.

2026-27 SAINT MARY'S BASKETBALL
Radio / TV Chart



0 MANTAS JUZENAS
G/F, 6-6, Sophomore
Kaunas, Lithuania



1 DARIUS BIVINS
G, 7-0, Freshman
Washington, D.C.



2 JEREMY DENT-SMITH
G, 6-1, Grad Student
Hawthorne, Calif.



3 SAM CURVY
G, 6-5, Freshman
Portland, Ore.



5 FLYNN PAVELY
C, 7-0, Freshman
Frenchs Forest, Australia



7 JOSHUA DENT
G, 6-3, Junior
Wollongong, Australia



8 RORY HAWKE
G, 6-6, Redshirt-Sophomore
Townsville, Australia



9 LUKE FENNELL
G, 6-6, Sophomore
Melbourne, Australia



11 SALIH ALTUNTAS
C, 6-11, Sophomore
Istanbul, Turkiye



18 THOMAS NDONG
F, 6-10, Senior
Montreal, Canada



20 COOPER LEWIS
G, 6-3, Freshman
Lehi, Utah



24 KEVIN GAD
F, 6-6, Redshirt-Senior
Livermore, Calif.



25 JALEN LEWIS
F, 6-9, Junior
Oakland, Calif.



32 JAZZ GARDNER
F/C, 7-0, Redshirt-Junior
Pasadena, Calif.



35 VANGELIS ZOUGRIS
F, 6-8, Senior
Peristeri, Greece



42 TRENT MacLEAN
F, 6-10, Redshirt-Freshman
Thousand Oaks, Calif.



MICKEY MCCONNELL
Head Coach
1st Season



HARDY ASPRILLA
Associate Head Coach



CHRIS COBB
Associate Head Coach

Saint Mary's Team Records

Most Victories
Season — 30 in 2017-18 (30-6/.833); 29 in 2015-16 (29-6/.829); 29 in 2016-17 (29-5/.853); 29 in 2017-18 (29-5/.853); 29 in 2024-25 (29-6/.829); 28 in 2008-09 (28-7/.800); 28 in 2009-10 (28-6/.823); 28 in 2012-13 (28-7/.800)
Home — 20 in 2015-16 (20-1); 18 in 2017-18 (18-2); 17 in 2025-26 (17-0); 16 in 2011-12 (16-1); 2013-14 (16-3); 2021-22 (16-0); 2022-23 (16-2); 2024-25 (16-1); 15 in 2016-17 (15-2); 2010-11 (15-2); 2008-09 (15-1); 2007-08 (15-1); 2004-05 (15-1)
Road — 10 in 1988-89 (10-1); 2016-17 (10-1); 2017-18 (10-1)
WCC Season — 17 in 2024-25 (17-1); 16 in 2016-17 (16-2); 2017-18 (16-2); 2025-26 (16-2); 15 in 2015-16 (15-3); 2023-24 (15-1); 14 in 2011-12 (14-2); 2012-13 (14-2); 2022-23 (14-2)

Highest Winning Percentage
Season — 1.000 (15-0) in 1917-18; .857 (25-5) in 1988-89; .853 (29-5) in 2016-17
Home — 1.000 (17-0) in 2025-26; .952 (20-1) in 2015-16
WCC Season — .944 in 2024-25 (17-1); .938 in 2023-24 (15-1); .917 in 1958-59 (11-1)

Longest Win Streaks
Overall — 19 (2017-18); 16 (2023-24); 15 (2008-09); 13 (1958-59); 12 (2022-23, 2011-12); 11 (2010-11); 10 (2024-25); 9 (2016-17, 2013-14, 2012-13, 2004-05, 1996-97, 1994-95, 1988-89)
Home — **32 (2024-pres.)**; 23 (2021-23); 19 (2009-11); 18 (1957-60); 17 (2010-12); 16 (2016-18); 15 (2006-08, 2015-16); 13 (2012-13)

Longest Losing Streaks
20, 2000-01; 17, 1969-70; 14, 1974-75, 1966-67; 11, 1962-63

Most Points Scored
Season — 2,772, 2017-18 (36 games)
Game — 121 vs. Chicago State, 2010-11
WCC Game — 119 vs. Loyola Marymount, 1989-90

Most Points Allowed
Season — 2,341, 1976-77 (27 games)
Game — 150 by Loyola Marymount, 1989-90
WCC Game — 150 by Loyola Marymount, 1989-90

Highest Scoring Average
Season — 85.0, 1977-78 (2,294 points in 27 games)

Most Field Goals Made
Season — 1,014, 2017-18 (1,970 attempted in 36 games)
Game — 50 vs. UC San Diego, January 31, 1977 (81 attempted)

Most Field Goals Attempted
Season — 2,088, 2024-25 (940 made in 35 games)
Game — 106 vs. Loyola Marymount, Feb. 10, 1990 (45 made)

Highest Field Goal Percentage
Season — 53.5, 1988-89 (859-1606)
Game — 71.2 vs. Sonoma State, Nov. 24, 2019

Most 3-Point Field Goals Made
Season — 303, 2015-16 (35 games)
Game — **20 vs. North Dakota State, Nov. 4, 2026 (31 attempted)**

Most 3-Point Field Goals Attempted
Season — 747, 2015-16 (35 games); 744, 2016-17 (34 games)
Game — 40 vs. North Carolina A&T, Dec. 15, 2011; vs. Portland, Jan. 30, 2020

Highest 3-Point Field Goal Percentage
Season — 48.1, 1986-87 (82-182 in 30 games)
Game — 1.000 vs. Portland, February 19, 1987 (3-3)

Most Assists
Season — 563, 2016-17 (34 games); 561, 2010-11 (34 games)
Game — 35 vs. Loyola Marymount, February 1, 1990

Most Blocks
Season — 178, 2006-07 (30 games)
Game — 14 vs. Pepperdine, January 27, 2007

Most Free Throws Made
Season — 618, 2013-14 (873 attempts in 35 games); 553, 2004-05 (763 attempts in 34 games)
Game — 41 vs. Pepperdine, January 7, 1956 (51 attempts)
Consecutive — 30 vs. St. Thomas (10) and Chattanooga (20), Nov. 4-7, 2025

Most Free Throws Attempted
Season — 873, 2013-14 (618 attempts in 35 games); 799, 2006-07 (551 made in 32 games)
Game — 51 vs. Pepperdine, January 7, 1956 (41 made)

Highest Free Throw Percentage (min. 10 attempts)
Season — 79.8, 2025-26 (542-679 in 33 games)
Game — 1.000 vs. Washington State, Jan. 10, 2026 (20-20); 1.000 vs. Loyola Marymount, Feb. 2, 2022 (18-18); 1.000 vs. Loyola Marymount, Feb. 20, 2020 (16-16); 1.000 at San Diego, February 14, 2015 (12-12); 1.000 on 10-10 4x, most recently at Pepperdine, Dec. 30, 2025

Most Rebounds
Season — 1,390, 2024-25 (35 games)
Game — 72 vs. Pacific, January 9, 1965

Highest Rebounding Average
Season — 64.3, 1964-65 (1,356 rebounds in 26 games)

Most Personal Fouls
Season — 678, 2013-14 (35 games); 643, 1980-81 (27 games)
Game — 37 vs. Nevada, 1950-51 season

Fewest Points Allowed
Season — 1,475, 1949-50 (59.0 average in 25 games)
Game — 13 by California (1917-18)

Lowest Average Points Allowed
Season — 55.1, 1948-49 (1,654 points in 30 games); 57.5, 2016-17 (1954 in 34 games)

Fewest Field Goals Allowed
Season — 543, 1954-55 (25 games)

Fewest Field Goal Attempts Allowed
Season — 1,298, 2020-21 (558 made in 24 games)

Lowest Field Goal Percentage Allowed
Season — 34.7, 1958-59 (571-1647 in 25 games)

Fewest Made Free Throws Allowed
Season — 238, 1974-75 (339 attempted in 26 games)

Fewest Free Throw Attempts Allowed
Season — 339, 1974-75 (238 made in 26 games)

Lowest Free Throw Percentage Allowed
Season — 59.7, 1959-60 (324-543 in 26 games)

Fewest Rebounds Allowed
Season — 759, 2020-21 (24 games)

Lowest Rebounding Average Allowed
Season — 27.5, 2017-18 (989 in 36 games); 27.7, 2023-24 (942 in 34 games)

Saint Mary's Individual Records

Most Points
Career 1,933 by Matthew Dellavedova (2009-2013)
Season 761 by Jock Landale (2017-18)
Game 43 by Jim Moore vs. Sacramento State (12/12/64)
WCC Game 40 by Odell Johnson vs. Pepperdine (1/7/56)
40 by Paul Marigney vs. Pepperdine (2/29/04)

Highest Scoring Average
Career 20.0 by Sam Hill (1969-71)
Season 23.8 by Steve Gray (1962-63) (595 points)

Most Field Goals Made
Career 737 by Omar Samhan (2006-10)
Season 301 by Jock Landale (2017-18)
Game 19 by Peter Thibeaux vs. Southern Utah (1/11/83)

Most Field Goals Attempted
Career 1,494 by David Vann (1978-82)
Season 549 by Jordan Ford (2019-20)
Game 30 by Jordan Ford vs. Pepperdine (3/7/20)

Highest Field Goal Percentage
Career 62.5 by Jock Landale (2014-18)
Season 69.4 by Mason Forbes (2023-24)
Game 100.0 by A.J. Rollins at Portland, (1/9/97) (11-11)

Most 3-Point Field Goals Made
Career 288 by Matthew Dellavedova (2009-2013)
Season 96 by David Sivulich (1995-96)
Game 8 by David Sivulich at Long Beach St. (12/19/95) (8-15)
8 by Eric Schraeder vs. Iowa State (11/25/98) (8-11)

Most 3-Point Field Goals Made in a Half
Game **6 by Mantas Juzenas vs Portland State (11.16.26)**
(7-11 for the game, 6-9 in the second half)
6 by Alex Ducas vs Santa Clara (3.11.24)
(7-11 for the game, 6-7 in the first half)
6 by Patrick Mills at Gonzaga (1.29.09)
(6-8 for the game, 6-8 in the first half)
6 by Josh Unruh at San Francisco (2/2/95)
(6-13 for the game, 6-10 in the first half)
6 by Chris Johnson at CS Northridge (2/6/95)
(7-13 for the game, 6-7 in the second half)

Most 3-Point Field Goals Attempted
Career 761 by Matthew Dellavedova (2009-2013)
Season 260 by David Sivulich (1995-96)
Game 17 by David Sivulich vs. Rhode Island (1/2/96) (5-17)

Highest 3-Point Field Goal Percentage
Career 47.7 by Paul Robertson (1983-87) (73-160)
Season 51.0 by Mickey McConnell (2009-10) (77-151)
Game 1.000 by Todd Golden vs. Gonzaga (2/4/08) (6-6)

Most Free Throws Made
Career 470 by Diamon Simpson (2005-09)
Season 175 by Odell Johnson (1956-57)
Game 17 by Odell Johnson vs. USF (2.8.57) (20 attempts)
Consecutive 31 by Dan Galvin (1947-48)

Most Free Throws Attempted
Career 777 by Diamon Simpson (2005-09)
Season 267 by Diamon Simpson (2008-09)
Game 21 by George McLaughlin vs. USF (2/13/53)

Highest Free Throw Percentage
Career **90.7 by Joshua Dent (2024-pres.) (117-129)**
Season 1.000 by Danny Galvan (1947-48) (31-31)
Game 1.000, (12-12), Stephen Holt vs. Akron (11/12/13)
1.000, (11-11), Eric Schraeder vs. Alaska (11/28/98)
Brad Waldow vs. Boise State (12/6/14);
Jordan Ford at New Mexico State (11/14/18) &
vs. Gonzaga (3/10/20)

Most Rebounds
Career 1,130 by Diamon Simpson (2005-09)
Season 377 by Diamon Simpson (2008-09)
Game 24 by Mike Wadsworth vs. UC Davis (12/11/53)

Highest Rebound Average
Career 13.5 by Tom Meschery (1958-1961)
Season 14.2 by Tom Meschery (1959-60) (313 Rebounds)

Most Personal Fouls
Career 379 by David Cooke (1981-1985)
Season 111 by Mitchell Saxen (2022-23)

Most Assists
Career 816 by Emmett Naar (2014-18)
Season 284 by Emmett Naar (2017-18)
Game 16 by Ray Orgill vs. Southern Utah (12/3/80)

Most Steals
Career 174 by Diamon Simpson (2005-09)
Season 72 by Erick Newman (1988-89)
Game 9 by Stephen Holt vs. College of Idaho (11/12/10)

Most Blocks
Career 258 by Omar Samhan (2006-10)
Season 99 by Omar Samhan (2009-10)
Game 9 by Omar Samhan vs. Howard (12/30/09)
9 by Brad Millard vs. Colorado (11/19/99)

Single Game Scoring Margins

Biggest Victories
1. 79 point vs. Stanislaus State (107-28), November 6, 2023
2. 69 points vs. Chicago State (121-52), November 23, 2010
3. 58 points vs. Berkeley Athletic Club (67-9), 1936-37
4. 56 points vs. Southern Utah (92-36), December 16, 2015
   56 points vs. UC Santa Cruz (95-38), December 9, 2001
   56 points vs. Sonoma State (118-62), December 4, 1993
7. 54 points vs. UC Merced (96-42), November 22, 2025
8. 53 points vs. Jackson State (120-67), December 11, 2012
   53 points vs. Sacramento State (96-43), December 8, 1984
10. 52 points vs. UC Santa Cruz (93-41), November 18. 2005
    52 points vs. U.S. International (104-52), January 12, 1985
    52 points vs. Calgary (92-40), December 4, 1997

Biggest Losses
1. 60 points at Arizona (41-101), December 2, 2000
2. 54 points vs. Gonzaga (48-102), January 13, 2000
3. 51 points at Brigham Young (57-108), December 10, 1966
4. 48 points at Gonzaga (46-94), February 9, 2019
5. 45 points at Pacific (71-116), March 6, 1971
6. 44 points at Santa Clara (69-113), February 10, 1979
   44 points at Pacific (52-96), February 4, 1964
   44 points vs Colorado (61-105), December 6, 2000
9. 43 points at UCLA (70-113), December 6, 1980
10. 42 points vs. UC Santa Barbara (37-79), December 19, 1992
    42 points at Santa Clara (65-107), February 26, 1972
    42 points vs. Pacific (59-101), January 14, 1970
    42 points at CS Hayward (63-106), December 28, 1967