SAINT LOUIS

2022-23 Game Notes

GAME 29

vs. La Salle

February 19, 2023 // St. Louis, Missouri (Chaifetz Arena)

SLU Record	11-17
A-10	7-6
Home	7-5
Away	3-10
Neutral	1-2
Nonconference	4-11

November

3	Maryville (exh.)	L, 70-78
7	at Indiana State	L, 62-64
11	SIUE	W, 95-38
13	at Northern Iowa	L, 64-84
15	at Missouri State	L, 55-71
18	Green Bay	L, 70-73
20	South Dakota	L, 67-71
25	vs. No. 21 Baylor	L, 58-92
26	vs. Belmont	L, 68-78
27	vs. Air Force	W, 77-58
30	at Missouri	L, 52-82

December

3	Illinois State	W, 75-65
5	at Ball State	L, 51-85
8	Wichita State	L, 74-77
17	at Memphis	L, 71-83
21	Southern Illinois	W, 82-54
28	Loyola Chicago*	L, 47-60

January

1	at VCU*	W, 86-83 OT
7	at Saint Joseph's*	L, 47-71
12	Rhode Island*	L, 65-76
15	Dayton*	W, 80-69
18	at Duquesne*	L, 63-68
25	at Davidson*	L, 71-75
28	Fordham*	W, 87-84

February

1	George Mason*	W, 68-56
5	at St. Bonaventure*	W, 75-61
8	at Dayton*	W, 74-65
11	G. Washington*	W, 76-64
15	at Richmond*	L, 74-84
19	La Salle*	2 p.m.
22	Massachusetts*	7 p.m.
25	at Loyola Chicago*	1 p.m.

Saint Louis Billikens (11-17, 7-6 A-10)

Head Coach: Rebecca Tillett (William & Mary, 1999)
Tillett's record at Saint Louis: 11-17 (first year)
Tillett's career record: 62-85 (fifth year)

La Salle Explorers (16-11, 7-5 A-10)

Head Coach: Mountain MacGillivray (Temple, 1996)
MacGillivray's record at La Salle: 63-79 (fifth year)
MacGillivray's career record: Same

KEY STORYLINES

•Saint Louis attempts to get back on the winning track this afternoon as the Billikens take on the La Salle Explorers.

•SLU began the weekend in eighth place in the Atlantic 10 Conference standings. The top four teams at season's end earn a double bye in the A-10 Tournament, while teams 5-9 have a single bye.

•Saint Louis is coming off an 84-74 loss at Richmond Wednesday night that halted the Billikens' winning streak at five. **Kyla McMakin** scored a game-high 24 points; **Brooke Flowers** posted her 10th double-double of the season with 17 points and a game-high 11 rebounds; and **Julia Martinez** tallied 10 rebounds and a game-high nine assists.

•SLU's 74.2 scoring average in the last nine games has lifted the Billikens to fourth in the A-10 in scoring average (69.1 ppg). The Bills have averaged 74.8 points in the last four games; for the first time since late in the 2017-18 season, they have scored at least 70 points in four consecutive outings.

•**Julia Martinez** broke SLU's single-season steals record in the Dayton game Feb. 8. Martinez has 95 thefts this year, topping the previous mark of 87.

•**Martinez** is fourth on the Billikens' career steals chart with 171; third-place Dawn Elser had 173. She is ninth on SLU's career assists list with 313.

•**Martinez** is the only player in A-10 women's basketball this season who ranks among the league's top 10 in steals, offensive rebounds, total rebounds and assists. She leads the A-10 and is fourth nationally in steals per game (3.39), ranks second in the league and 14th nationally in offensive rebounds per game (3.9), stands eighth in the conference in assists per game (4.2) and is 10th in the conference in total rebounds per game (8.0). In addition, Martinez is fifth in the conference in free throw attempts (106).

•**Martinez** is averaging 9.5 rebounds and 4.8 offensive caroms in the last 14 games; 11.2 points in her last 11 outings; 4.1 steals in the last nine games; and 7.7 assists in the last seven games.

•After shooting just 58 percent from the foul line in the first 14 games this season, **Martinez** has connected at 76.8 percent (43-of-56) in the last 14 contests.

•**Brooke Flowers** is the nation's leading shot-blocker with 4.04 per game. Flowers has five or more rejections in eight games this season, including a school-record 11 vs. George Mason which are the most by an NCAA Division I player, female or male, this season.

•**Flowers** added 10 points and a team season-high 18 rebounds in the Mason game for the first triple-double in SLU women's basketball history. She joined Cameron Brink of the Stanford women's team as the only players in Division I, women or men, to register a points/rebounds/blocks triple-double this season.

•With nine field goals vs. George Washington, **Flowers** reached the required number to qualify for the A-10 rankings in field goal percentage and now ranks second in the league at 54.1 percent. She is 17-of-29 (.586) from the field over the last two games.

•**Flowers'** 8.7 rebounds per contest rank seventh in the A-10, her 10 double-doubles are tied for fourth in the league

continued

and tied for 38th in the nation, and her 144 field goals made are seventh in the conference.

•**Flowers** has averaged 11.1 total rebounds and 4.2 offensive boards in the last 10 games, and 16.0 points in the last nine contests.

•**Flowers** holds all three SLU blocks records (378 career, 113 this season, 11 single game). Her 378 career rejections rank 22nd in Division I history, are 161 more than second place at SLU, and are most among active Division I women. Flowers also owns the school record of 1,173 career rebounds (third among active players). Her 37 double-doubles rank 17th among active players.

•With 1,189 points, **Flowers** ranks 17th on the Saint Louis career list. She needs 12 points to take over 16th place and 23 for 15th place. On the Billikens' single-season rebounds list for seniors, she is fifth with 244 caroms.

•**Kyla McMakin** is 11th in career scoring average (18.1 ppg), 11th in career points (2,123), 13th in career field goals made (764), 17th in career free throw accuracy (.851) and 48th in career free throws made (349) among active Division I players.

•**McMakin** leads the A-10 in free throws made (102). She is second in free throw attempts (122), third in scoring average (17.6 ppg), and fourth in free throw percentage (.836) and field goals made (169).

•**McMakin** is averaging 20 points over the last six games.

•With 492 points, **McMakin** ranks eighth on SLU's single-season points chart. At her current scoring pace, she would conclude the regular season in third place. McMakin is third on SLU's single-season list for seniors and is approaching Jackie Kemph's record of 514 points.

•**McMakin's** 102 free throws made rank third on the Billikens' single-season list for seniors. She is fifth on SLU's senior list with 52 3-pointers.

•**Kennedy Calhoun** is ninth in the A-10 in steals per game (1.96) and 10th in assists per game (4.1). Calhoun has made 23 of her last 26 free throw attempts (.885).

•With 55 steals this season, **Calhoun** is sixth on Saint Louis' overall single-season list and second on the Bills' single-season list for sophomores.

•**Peyton Kennedy** is 39-of-74 (.527) from the field in her last 11 games. Kennedy has averaged 12.3 points in the last six outings. She is 23 of her last 25 (.920) from the free throw line.

•The Billikens lead the A-10 in four categories – 5.5 blocks per game (ninth nationally), 14.6 offensive rebounds per game (23rd), 9.6 steals per game (48th) and 13.0 free throws made per game.

•SLU ranks second in the league in free throw percentage (.776), third in turnovers forced per game (17.5) and free throw attempts per game (16.8), and fourth in scoring offense (69.1 ppg).

•The Billikens have averaged 16.9 offensive rebounds and have shot 80.2 percent (202-of-252) from the foul line over the last 14 games. SLU is 55-of-65 (84.6 percent) from the stripe in the last four games.

•Saint Louis has shot 47 percent or higher from the field six times this season. Four of those performances have occurred in the last nine games.

•The Billikens have made 23 3-pointers over the last three games, their highest total in a three-game stretch this season.

No.	Name	Yr.	Pos.	Ht.	Hometown (High School/Last School)	Pronunciation
00	Kyla McMakin	Sr.	G	5-11	Virginia Beach, Va. (Ocean Lakes/Longwood)	KIGH-luh mick-MAKE-in
2	Camree Clegg	Gr.	G	5-5	Westland, Mich. (Wayne Memorial/St. John's)	cam-ree CLAG
3	Abby Liber	Fr.	G	6-0	Avon, Ohio (Avon)	lie-bur
4	Kennedy Calhoun	So.	G	5-5	Harrisburg, N.C. (Hickory Ridge/Longwood)	
10	Isabel Tillett	R-Fr.	G	5-9	Manassas, Va. (Cosby/Longwood)	
11	Julia Martinez	Sr.	G	5-10	Chicago, Ill. (Loyola Academy)	
12	Sevval Gul	R-Jr.	F	6-4	Istanbul, Turkey (Ferenhbace/Arizona)	shuh-vawl gull
15	Ashleigh Connor	Fr.	G	5-11	Pittsburgh, Pa. (Mount Lebanon)	
21	Nafatoumata Haidara	Sr.	F	6-5	Bamako, Mali (Largo/Chicago State)	nafa-too-mah-tuh high-druh
22	Mia Nicastro	Fr.	G/F	6-2	St. Charles, Mo. (St. Charles West)	ME-uh
24	Kiley Bess	Jr.	G	6-0	Poplar Bluff, Mo. (Poplar Bluff)	
32	Peyton Kennedy	Jr.	F	5-11	Rockford, Ill. (Boylan Catholic)	
34	Sarah Lazar	So.	F	6-3	Madison, Wis. (Edgewood)	luh-ZAR
35	Bri Johns	Jr.	G/F	5-11	Alexandria, Va. (Thomas Edison/Longwood)	BREE
42	Brooke Flowers	Sr.	F/C	6-5	St. Louis, Mo. (Metro Academic & Classical)	

Head Coach: Rebecca Tillett (1st year)
Assistant Coaches: Tiffany Sardin (associate, 1st year), Ryenn Micaletti (associate, 1st year), Tra'Dayja Smith (1st year)
Director of Scouting and Program Development: Jessica Olmstead (1st year)
Director of Operations: Christy Jordan (1st year)
Video Coordinator: Matt Dickman (1st year)

BILLIKENS BASKETBALL
2022-23 Broadcast Roster



00 Kyla McMakin

- One of 16 active Div. I players with 2,000 or more pts.
- Set SLU record with 40 points in the win over VCU

G • 5-11 • Sr. • Virginia Beach, Va. • Ocean Lakes (Longwood)

	MIN	PTS	REB	APG	FG%	3FG%	FT%
2022-23	33.5	17.6	3.3	1.3	.313	.261	.836
CAREER	34.6	18.1	4.5	1.6	.354	.308	.851

[redacted]



2 Camree Clegg

- Led SLU with 20 points (six 3-ptrs.) in win at Dayton
- Career bests in assists (8) & rebounds (5) vs. Air Force

G • 5-5 • Gr. • Westland, Mich. • Wayne Memorial (St. John's)

	MIN	PTS	REB	APG	FG%	3FG%	FT%
2022-23	18.3	5.8	1.2	1.7	.307	.287	.950
CAREER	13.9	4.3	1.0	1.7	.345	.331	.832

3 Abby Liber

- Avon's all-time leading scorer with 1,139 career points
- All-State second team member in Ohio

G • 6-0 • Fr. • Avon, Ohio • Avon

	MIN	PTS	REB	APG	FG%	3FG%	FT%
2022-23	2.1	0.3	0.2	0.0	.333	.000	.000
CAREER	2.1	0.3	0.2	0.0	.333	.000	.000

4 Kennedy Calhoun

- Top 10 in the A-10 in assists and steals
- Career-best 14 assists in the win over SIUE

G • 5-5 • So. • Harrisburg, N.C. • Hickory Ridge (Longwood)

	MIN	PTS	STL	APG	FG%	3FG%	FT%
2022-23	32.6	5.6	2.0	4.1	.360	.189	.848
CAREER	31.7	6.2	2.3	3.1	.395	.248	.677

10 Isabel Tillett

- Daughter of head coach Rebecca Tillett
- First collegiate action and point in win over SIUE

G • 5-9 • R-Fr. • Manassas, Va. • Cosby (Longwood)

	MIN	PTS	REB	APG	FG%	3FG%	FT%
2022-23	2.3	0.2	0.2	0.0	.000	.000	.500
CAREER	2.3	0.2	0.2	0.0	.000	.000	.500

11 Julia Martinez

- Set SLU's single-season steals record in win at Dayton
- Narrowly missed triple-double (14/14/8 assts.) vs. URI

G • 5-10 • Sr. • Chicago, Ill. • Loyola Academy

	MIN	PTS	REB	APG	FG%	3FG%	FT%
2022-23	30.0	9.9	8.0	4.2	.429	.263	.679
CAREER	22.8	4.9	5.2	3.2	.377	.258	.652

12 Sevval Gul

- Had 4 points and 3 rebounds in 6 minutes at Duquesne
- Played with Turkish National Team last summer

F • 6-4 • R-Jr. • Istanbul, Turkey • Ferenhbace (Arizona)

	MIN	PTS	REB	APG	FG%	3FG%	FT%
2022-23	5.8	2.0	1.1	0.1	.444	.000	.500
CAREER	11.3	3.5	2.4	0.4	.412	.103	.438

15 Ashleigh Connor

- Registered 1,776 career points at Mount Lebanon
- Connected on 164 treys on a .407 shooting percentage

G • 5-11 • Fr. • Pittsburgh, Pa. • Mount Lebanon

	MIN	PTS	REB	APG	FG%	3FG%	FT%
2022-23	--	--	--	--	--	--	--
CAREER	--	--	--	--	--	--	--

21 Nafatoumata Haidara

- Saw her first action as a Billiken vs. Dayton Jan. 15
- Played in 25 games (seven starts) at Chicago State

F • 6-5 • Sr. • Bamako, Mali • Largo (Chicago State)

	MIN	PTS	REB	APG	FG%	BPG	FT%
2022-23	4.0	0.2	1.2	0.0	.000	0.5	.500
CAREER	11.3	2.4	3.3	0.2	.485	0.6	.211

22 Mia Nicastro

- 11 points, 5 rebounds in win at St. Bonaventure
- Two-time A-10 Rookie of the Week

G/F • 6-2 • Fr. • St. Charles, Mo. • St. Charles West

	MIN	PTS	REB	APG	FG%	3FG%	FT%
2022-23	17.0	5.8	4.3	0.4	.427	.143	.784
CAREER	17.0	5.8	4.3	0.4	.427	.143	.784



24 Kiley Bess

- Hit three 3-pointers for nine points at St. Bonaventure
- Suffered a torn ACL in early February last season

G • 6-0 • Jr. • Poplar Bluff, Mo. • Poplar Bluff

	MIN	PTS	REB	APG	FG%	3FG%	FT%
2022-23	5.2	1.8	0.5	0.1	.333	.364	1.000
CAREER	13.9	3.7	1.8	0.5	.358	.325	.682



32 Peyton Kennedy

- 11.4 scoring average off the bench in the last five games
- Career-best 25 points against Wichita State

F • 5-11 • Jr. • Rockford, Ill. • Boylan Catholic

	MIN	PTS	REB	APG	FG%	3FG%	FT%
2022-23	16.6	8.4	4.2	0.7	.466	.333	.882
CAREER	15.7	5.8	3.3	0.8	.390	.227	.796

34 Sarah Lazar

- Played in 19 games, including one start, last season
- Collected seven points and two steals against SJU

F • 6-3 • So. • Madison, Wis. • Edgewood

	MIN	PTS	REB	APG	FG%	3FG%	FT%
2022-23	2.1	0.5	0.3	0.3	1.000	.000	.000
CAREER	6.8	0.9	0.6	0.1	.259	.111	.625

35 Bri Johns

- Started the final 24 contests for Longwood last season
- Drilled four 3-pointers at Missouri and at Ball State

G/F • 5-11 • Jr. • Alexandria, Va. • Thomas Edison (Longwood)

	MIN	PTS	REB	APG	FG%	3FG%	FT%
2022-23	13.9	2.7	1.8	0.6	.342	.296	.750
CAREER	15.5	3.5	2.5	0.7	.361	.272	.667

42 Brooke Flowers

- Posted SLU's first-ever triple-double vs. George Mason
- Made the Naismith Def. Player of the Year Watch List

F/C • 6-5 • Sr. • St. Louis, Mo. • Metro Academic & Classical

	MIN	PTS	REB	APG	FG%	BPG	FT%
2022-23	32.3	11.8	8.7	0.6	.541	4.0	.672
CAREER	27.0	8.8	8.7	0.6	.479	2.8	.617

Quick Facts

Location ..... St. Louis, Mo. (63103)
Founded 1818
Enrollment 13,546
Nickname ..... Billikens
School Colors ..... Blue & White
Facility ..... Chaifetz Arena
Capacity *10,600*
Affiliation ..... Division I
Conference ..... Atlantic 10
President ..... Dr. Fred Pestello
Alma Mater ..... John Carroll (1974)
Athletics Director ..... Chris May
Alma Mater ..... Iowa State (1985)

Coaching Staff

Head Coach ..... Rebecca Tillett
Alma Mater ..... William & Mary (1999)
Record at SLU (Yr) 11-17 (1)
Record Overall (Yr) 62-85 (5)
Associate Head Coach ..... Tiffany Sardin
Alma Mater ..... Virginia (2006)
Year at SLU 1st
Associate Head Coach ..... Ryenn Micaletti
Alma Mater ..... Seton Hill (2011)
Year at SLU 1st
Assistant Coach ..... Tra'Dayja Smith
Alma Mater ..... Longwood (2021)
Year at SLU 1st
Dir. Scouting and Prgm Dev. ..... Jessica Olmstead
Alma Mater ..... Mercyhurst (2006)
Year at SLU 1st
Director of Operations ..... Christy Jordan
Alma Mater ..... Old Dominion (2019)
Year at SLU 1st
Video Coordinator ..... Matt Dickman
Alma Mater ..... Kansas Wesleyan
Year at SLU 1st

Team Information

2021-22 Overall Record 9-18
Atlantic 10 Record 5-9
Atlantic 10 Finish 11th
Letterwinners Returning/Lost 6/7
Starters Returning/Lost 3/2
Newcomers 9

Media Relations

Women's BB SID (interim) ..... Mickey Smith
Office Phone 314-977-3463
Cell Phone 314-610-8496
Email ..... mickey.smith@slu.edu

Flowers Returns for Fifth Season

• St. Louis native Brooke Flowers returned for a fifth season in 2022-23. Flowers is the program's all-time leader in blocked shots (378) and rebounds (1,173).
• Flowers is one of 15 players on the Naismith Defensive Player of the Year Watch List for women's basketball.
• She was named A-10 Player of the Week for Jan. 30-Feb. 5 after posting the Billikens' first-ever triple-double vs. George Mason (10 points, 18 rebounds, 11 blocks).
• Flowers leads the NCAA with 4.04 blocks per game. Her school-record 11 blocks vs. George Mason are the most by a Division I player, women or men, this season.
• Flowers' 113 blocks are the Billikens' single-season record. In her fifth year, she holds five of the top eight spots on the chart.
• The senior became just the second Billiken to eclipse the 1,000-rebound threshold in her career in the game against Air Force.
• Among active players in the NCAA, Flowers ranks first in blocked shots, third in rebounds and 17th in double-doubles (37).
• Flowers was named the 2021-22 Atlantic 10 Conference Defensive Player of the Year after posting an NCAA second-ranked 3.52 blocks per game, as well as pulling down an A-10 best and NCAA ninth-ranked 11.5 rebounds per contest.
• In addition to being the league's Defensive Player of the Year, Flowers earned a spot on the All-Conference third team and All-Defensive team for a second straight season.
• Flowers was one of 25 members on the preseason watch list for the 2023 Becky Hammon Mid-Major Player of the Year Award.

Makin' It Rain

• Kyla McMakin broke SLU's single-game scoring record with a 40-point performance in the road win at VCU. One of 17 40-point efforts in NCAA Division I this season, it is the highest total by an A-10 player in the 2022-23 campaign.
• McMakin joined Nicole Cardano-Hillary (George Mason, 11/24/19) as the only A-10 players since the 2009-10 season to score 40+ points in a single game.
• Her 33-point effort vs. Fordham was her fourth total of 30 or more points this season.
• Among active players in NCAA Division I women's basketball, she ranks 11th in scoring average (18.1 ppg), 11th in points (2,123), 13th in field goals made (764), 17th in free throw percentage (85.1 percent) and 48th in free throws made (349).
• With 492 points, McMakin ranks eighth on SLU's overall single-season list and third on the Billikens' season list for seniors. Her 102 free throws made rank third on the Bills' season list for seniors. She is fifth on SLU's senior list with 52 3-pointers.
• McMakin has scored in double digits in 104 of 117 career games.
• At Longwood, McMakin was a three-time All-Big South Conference first-team member and led the league in scoring in two of her three seasons. She concluded her Big South career ranked 17th all-time in the league in scoring.
• McMakin finished her 2021-22 campaign ranked 23rd nationally with 619 points, 20th with 235 made field goals and 53rd with an average of 18.2 points.

Martinez Plays Tough

• Senior guard Julia Martinez, the A-10 Player of the Week for Jan. 9-15, ranks fourth in steals per game (3.39) in NCAA Division I.
• Martinez set a school season record for steals in the Dayton game Feb. 8. She comes into the La Salle game with 95 thefts this year. Martinez is fourth in career steals (171) at SLU.
• Over the last 18 outings, Martinez is averaging 12.0 points, 9.0 rebounds, 5.7 assists and 3.8 steals. The assists and steals lead the Billikens during that stretch.
• Martinez' 13 assists vs. Fordham are tied for the third-highest total in NCAA Division I this season.
• She has two different double-double combos this year – four with points/rebounds, one with assists/rebounds.
• Martinez nearly recorded SLU women's basketball's first-ever triple-double vs. Rhode Island, turning in 14 points, a career-high-tying 14 boards and eight assists.
• She led SLU to a program-record 24 steals with seven steals, in just 17 minutes, in the win over SIUE. She had a career-high eight steals in the Jan. 15 victory over Dayton.
• Martinez is also a big contributor on the boards, grabbing 8.0 per game (10th in the A-10) including a 9.5 average in her last 14 outings.

Ball Hawk Point Guard

• Sophomore Kennedy Calhoun was one of the top defensive guards in the country in her rookie campaign at Longwood last season, ranking ninth in the NCAA with 89 steals and 27th with 2.6 steals per game.
• This year, Calhoun's 55 steals are sixth on Saint Louis' overall single-season list and second on SLU's season list for sophomores. She ranks ninth in the A-10 with 1.96 steals per game.
• In addition to her defensive prowess, Calhoun is 10th in the conference with 4.1 assists per game.
• Calhoun's career-best 14 assists against SIUE are tied for the second-highest total by an individual across the country in a game this season.
• The sophomore knocked down two clutch free throws in the closing seconds of regulation to tie the game and send the Billikens to overtime in an eventual victory over VCU Jan. 1.
• The guard helped propel the Billikens to a win over Air Force with a season-best 14 points, along with three assists and two rebounds. She went 6-6 from the free throw line.

Kennedy's Big Game

• Junior Peyton Kennedy registered a career-best 25 points against Wichita State on a career-high nine field goals. She also matched her career make of four 3-pointers.
• She's scored in double figures 10 times this season, most recently 13 points in the win over George Washington.
• Kennedy is fourth on the Billikens in rebounding with 4.2 rebounds per game.
• Nearly half her boards have come on the offensive glass (53 of 113).

A-10 Rookie Honors

• Freshman Mia Nicastro was named the Atlantic 10 Conference Rookie of the Week on Dec. 19 and then again on Dec. 27.
• She became the first Billiken to take home an A-10 weekly honor this season.
• The St. Charles, Mo., native registered a career-best 13 points, along with four rebounds and a steal, at Memphis.
• Nicastro was then one of six Billikens to score in double figures in a dominant win over Southern Illinois, registering 12 points and six rebounds.

Breakout vs. SIUE

• SLU registered its largest scoring output since the 2017-18 season, forced 31 turnovers, broke its single-game steals record and held SIUE to 38 points in a 95-38 victory over the Cougars.
• The 95 points were the most since a 96-73 victory over Saint Joseph's on Jan. 21, 2018.
• The Billikens registered a school-record 24 steals, surpassing their previous best of 23. Julia Martinez led the way with seven in the game.

Saint Louis Team Highs/Lows

Points
High: 95 vs. SIUE (11/11/22)
Low: 47 vs. Loyola Chicago & at Saint Joseph's

FGs Made
High: 39 vs. SIUE (11/11/22)
Low: 15 vs. Loyola Chicago & at Saint Joseph's

3FGs Made
High: 10 vs. Green Bay (11/18/22)
Low: 0 vs. Loyola Chicago (12/28/22)

FTs Made
High: 22 vs. Belmont (11/26/22)
Low: 4 at Davidson (1/25/23)

Rebounds
High: 54 vs. George Mason (2/1/23)
Low: 26 at Missouri State (11/11/22)

Assists
High: 28 vs. SIUE (11/11/22)
Low: 5 vs. Loyola Chicago (12/28/22)

Steals
High: 24 vs. SIUE (11/11/22)
Low: 5 vs. Rhode Island (1/12/23)

Blocks
High: 13 vs. Dayton (1/15/23)
Low: 0 at Saint Joseph's (1/7/23)

Individual Game Highs

Points
SLU: 40, Kyla McMakin at VCU (1/1/23)
Opponent: 26, Destinee Wells, Belmont (11/26/22)

FGs Made
SLU: 14, Kyla McMakin at VCU (1/1/23)
Opponent: 11, Suzi-Rose Deegan, Davidson (1/25/23)

3FGs Made
SLU: 6, Clegg at Dayton; McMakin vs. Green Bay & at VCU
Opponent: 6, Lauren Hansen, Missouri (11/30/22)

FTs Made
SLU: 9, Kyla McMakin at Richmond
Opponent: 9, Sarah Te-Biasu, VCU (1/1/23)

Rebounds
SLU: 18, Brooke Flowers vs. George Mason (2/1/23)
Opponent: 22, Nalani Kaysia, George Mason (2/1/23)

Assists
SLU: 14, Kennedy Calhoun vs. SIUE (11/11/22)
Opponent: 10, Jaden Owens, Baylor (11/25/22)

Steals
SLU: 8, Julia Martinez vs. Dayton (1/15/23)
Opponent: 7, Mayowa Taiwo, George Washington (2/11/23)

Blocks
SLU: 11, Brooke Flowers vs. George Mason (2/1/23)
Opponent: 4, four players

Flowers Hits Milestones

• Brooke Flowers tied the Billikens' all-time rebounding record with board No. 1,000 in the game against Air Force and then broke the mark with her first rebound against Missouri Nov. 30.
• She then posted the 1,000th point of her career Dec. 17 at Memphis.

Billikens Break Free Throw Mark

• The Billikens set a program record against Illinois State by going 18-18 from the free throw line, the highest percentage all-time for a SLU team (minimum 15 attempts).
• Peyton Kennedy and Julia Martinez led the way with six makes each, and the team went 10-10 in the fourth quarter to ice the game.

Clegg's Quick Impact

• After earning a bachelor's degree in sports management and an MBA in finance at St. John's, Camree Clegg is pursuing a master's degree in supply chain management at SLU.
• Clegg averaged 3.3 assists for the Red Storm last season. She dished out a total of 102 helpers.
• Clegg's 19 points at Indiana State tied for the highest scoring output in a season opener by a Billiken in the last six seasons.

A-10 Preseason Awards

• Seniors Brooke Flowers and Kyla McMakin were voted to an Atlantic 10 Conference preseason All-Conference team, being selected to the second and third teams, respectively.
• Flowers was also chosen to the five-woman All-Defensive team.
• Flowers was named the 2021-22 Atlantic 10 Conference Defensive Player of the Year after posting an NCAA second-ranked 3.52 blocks per game last season, as well as pulling down an A-10 best and NCAA ninth-ranked 11.5 rebounds per contest.
• McMakin was three times named to the Big South Conference All-Conference first team while at Longwood.
• The Billikens were picked to finish 12th in the A-10 preseason poll, voted on by all 15 league head coaches. UMass was the top selection.

Double-Doubles

Player	Season	Career
Brooke Flowers	10*	37*
Julia Martinez	5	7
Kyla McMakin	-	3
Sevval Gul	-	1
Nafatoumata Haidara	-	1

Includes triple-double

Double-Digit Scoring Games

Player	Season	Career
Kyla McMakin	23	104
Brooke Flowers	20	59
Camree Clegg	4	12
Peyton Kennedy	10	15
Kennedy Calhoun	5	12
Julia Martinez	11	16
Marisa Warren	--	7
Kiley Bess	--	6
Briana Johns	2	6
Sevval Gul	--	4
Mia Nicastro	6	6
Nafatoumata Haidara	--	2

Double-Digit Rebounding Games

Player	Season	Career
Brooke Flowers	11	54
Julia Martinez	10	13
Kyla McMakin	--	3
Nafatoumata Haidara	--	3
Kennedy Calhoun	--	1
Sevval Gul	--	1

The Last Time The Billikens... *(only SLU, not opponents)*

Team

Scored 100 points ..... 101, vs. Lipscomb (12/17/17)
Scored 90 points ..... 95, vs SIUE (11/11/22)
Shot 60 percent ..... 60.6, at Davidson (12/31/16)
Shot 50 percent ..... 51.9, vs. GW (2/11/23)
Played a ranked team ..... #21 Baylor (11/25/22)
Beat a ranked team ..... vs. 23 Duquesne (84-81 - 2/18/16)
Played overtime ..... at VCU (1/1/23)
Won overtime game ..... at VCU (1/1/23)
Played double overtime ..... vs. Fordham (1/31/18)
Won double overtime ..... vs. Fordham (1/31/18)
Played triple overtime ..... vs. Dayton (1/23/18)
Won triple overtime game ..... vs. Dayton (1/23/18)

Individual

40+ points .....40, Kyla McMakin at VCU (1/1/23)
30+ points .....33, Kyla McMakin vs. Fordham (1/28/23)
20+ rebounds .... 21, Brooke Flowers vs. Massachusetts (1/24/21)
15+rebounds.....18, Brooke Flowers vs. George Mason (2/1/23)
10+ assists ..... 13, Julia Martinez vs. Fordham (1/28/23)
5+steals.....5, Julia Martinez vs. George Mason (2/1/23)
5+blocks .....8, Brooke Flowers at Dayton (2/8/23)
2 players with 20+ points ..... vs. Fordham (1/28/23)
4 players with 10+ points ..... at St. Bonaventure (2/5/23)
5 players with 10+ points ..... vs. Southern Illinois (12/21/22)
6 players with 10+ points ..... vs. Southern Illinois (12/21/22)
Triple-double.....Brooke Flowers vs. George Mason (2/1/23)
Double-double ..... Brooke Flowers at Richmond (2/15/23)

Series vs. La Salle

Record	10-8
Streak	L1
Home	5-2
Road	5-5
Neutral	0-1
Last 10	7-3
Last matchup	2/19/22
Result	L, 73-65

2022-23 Honor Roll

Brooke Flowers

A-10 Player of the Week (Feb. 6)
Naismith Def. Player of the Year Watch List
A-10 Preseason All-Conference second team
A-10 Preseason All-Defensive team
Becky Hammon Mid-Major POY Watch List

Julia Martinez

A-10 Player of the Week (Jan. 16)

Kyla McMakin

A-10 Preseason All-Conference third team
A-10 Player of the Week (Jan. 2)

Mia Nicastro

A-10 Rookie of the Week (Dec. 19)
A-10 Rookie of the Week (Dec. 27)

2022-23 Statistical Leaders

(# of times player has led in each category)

Player	Points	Rebounds	Assists	Steals
Kyla McMakin	15	1	2	3
Marisa Warren	-	-	-	-
Camree Clegg	3	-	3	1
Abby Liber	-	-	-	-
Kennedy Calhoun	1	-	12	5
Isabel Tillett	-	-	-	-
Julia Martinez	3	11	12	18
Sevval Gul	-	-	-	-
Ashleigh Connor	-	-	-	-
Nafatoumata Haidara	-	-	-	-
Mia Nicastro	-	1	-	2
Kiley Bess	-	-	-	1
Peyton Kennedy	1	1	-	-
Sarah Lazar	-	-	-	-
Briana Johns	2	-	1	-
Brooke Flowers	3	16	-	1

Game-by-Game Starting Lineup

GAME					
Indiana State	Calhoun	Clegg	McMakin	Johns	Flowers
SIUE	Calhoun	Clegg	McMakin	Johns	Flowers
Northern Iowa	Calhoun	Clegg	McMakin	Johns	Flowers
Missouri State	Calhoun	Clegg	McMakin	Johns	Flowers
Green Bay	Calhoun	Clegg	McMakin	Martinez	Flowers
South Dakota	Calhoun	Clegg	McMakin	Martinez	Flowers
Baylor	Calhoun	Clegg	McMakin	Martinez	Flowers
Belmont	Calhoun	McMakin	Martinez	Nicastro	Flowers
Air Force	Calhoun	McMakin	Martinez	Nicastro	Flowers
Missouri	Calhoun	McMakin	Martinez	Nicastro	Flowers
Illinois State	Calhoun	McMakin	Martinez	Kennedy	Flowers
Ball State	Calhoun	McMakin	Martinez	Kennedy	Flowers
Wichita State	Calhoun	McMakin	Martinez	Johns	Flowers
Memphis	Calhoun	McMakin	Martinez	Kennedy	Flowers
Southern Illinois	Calhoun	McMakin	Martinez	Nicastro	Flowers
Loyola Chicago	Calhoun	McMakin	Martinez	Nicastro	Flowers
VCU	Calhoun	McMakin	Martinez	Nicastro	Flowers
Saint Joseph's	Calhoun	McMakin	Martinez	Nicastro	Flowers
Rhode Island	Calhoun	McMakin	Martinez	Nicastro	Flowers
Dayton	Calhoun	McMakin	Martinez	Nicastro	Flowers
Duquesne	Calhoun	McMakin	Martinez	Nicastro	Flowers
Davidson	Calhoun	McMakin	Martinez	Nicastro	Flowers
Fordham	Calhoun	McMakin	Martinez	Nicastro	Flowers
George Mason	Calhoun	McMakin	Martinez	Nicastro	Flowers
St. Bonaventure	Calhoun	McMakin	Martinez	Nicastro	Flowers
Dayton	Calhoun	McMakin	Martinez	Nicastro	Flowers
George Washington	Calhoun	McMakin	Martinez	Nicastro	Flowers
Richmond	Calhoun	McMakin	Martinez	Nicastro	Flowers
La Salle					
Massachusetts					
Loyola Chicago					

REBECCA TILLETT
Head Coach

William & Mary, 1999
Record at SLU: 11-17 (first season)
Overall Record: 62-85 (fifth season)

Rebecca Tillett was named the head women's basketball coach at Saint Louis University on April 12, 2022, becoming the eighth head coach in the program's history.

Tillett spent the previous four years reinvigorating the women's team at Longwood University, a tenure that culminated with a conference championship, the program's first NCAA Tournament appearance and the Lancers' first NCAA Tournament victory.

Tillett inherited a Longwood squad that was just 31-119 in the five seasons prior to her arrival, and she turned the Lancers into a postseason team in just her third year. She went 36-23 across the final two seasons and, in addition to the 2021-22 NCAA Tournament, helped the Lancers earn a spot in the Women's Basketball Invitational in 2020-21.

Winners in 15 of their final 17 games in 2021-22, the Lancers turned in their best overall and league records since joining the Big South nearly 10 years prior, finishing 22-12 overall and 15-3 in the conference. Five Lancers earned Big South postseason accolades for a second consecutive season, including the league's Player of the Year and Defensive Player of the Year.

Tillett's transformation of the program took the Lancers from a 3-27 mark in her first season to Big South Tournament champions and March Madness participants in just three years.

Tillett's team in 2021-22 was strong defensively, ranking in the top 35 nationally in blocks (4.7, 27th) and steals (9.9, 35th).

Prior to Longwood, Tillett began to climb the ranks on Navy's bench in 2014-15, earning a promotion to recruiting coordinator in 2016-17 and associate head coach in 2017-18. In her four seasons, Navy went 81-47, including a program-record 25 wins in 2017-18, and reached the Patriot League Championship final and the Women's National Invitation Tournament.

Before her stop at Navy, Tillett spent one season as an assistant coach with Division II Indiana University of Pennsylvania in 2013-14, where she helped the Crimson Hawks to an 18-10 record.

Prior to coaching collegiately, Tillett amassed a 166-72 overall record in a 10-year tenure with Virginia high schools, including stints at Osbourn Park High School in Manassas (2001-07) and Forest Park High School in Woodbridge (2007-13).

Tillett earned her bachelor's degree from The College of William & Mary in 1999.

Year-by-Year Breakdown

Year	School	Overall	Conference	Postseason
2018-19	Longwood	3-27 (.100)	2-16 (.111)	
2019-20	Longwood	12-18 (.400)	8-12 (.400)	
2020-21	Longwood	14-11 (.560)	12-6 (.667)	WBI
2021-22	Longwood	22-12 (.647)	15-3 (.833)	NCAA
Total (4 years)		**51-68 (.429)**	**37-37 (.500)**	
2022-23	Saint Louis	11-17 (.393)	7-6 (.538)	
Total (1 year)		**11-17 (.393)**	**7-6 (.538)**	
CAREER (5 years)		**62-85 (.422)**	**44-43 (.506)**	

Record Against Conferences

Conference	Record	Last Win
ACC	0-3	--
American	0-4	--
America East	0-1	--
Atlantic 10	7-9	George Washington, 2/11/23
Big Ten	0-1	--
Big 12	0-2	--
Big South	41-40	Campbell, 3/6/22
CAA	0-1	--
Colonial	1-3	UNCW, 11/13/19
Conference USA	0-1	--
Horizon	0-1	--
Ivy League	1-0	Brown, 11/16/19
Mid-American	0-1	--
MEAC	1-1	MD Eastern Shore, 11/27/18
Mid-Eastern	3-2	Howard, 12/19/20
Missouri Valley	2-4	Southern Illinois, 12/21/22
Mountain West	1-0	Air Force, 11/27/22
Northeast	2-2	Mount St. Mary's, 3/17/22
Ohio Valley	1-1	SIUE, 11/11/22
Patriot League	0-1	--
SEC	0-2	--
Southern	0-3	--
Southland	1-0	Lamar, 11/30/21
Summit	0-1	--
WAC	0-1	--

MAJOR
Computer Science

SEASON/CAREER HIGHS

POINTS
SEASON: 40 at VCU, 1/1/23
CAREER: 40 at VCU, 1/1/23

FIELD GOALS
SEASON: 14 at VCU, 1/1/23
CAREER: 14 at VCU, 1/1/23

3-POINT FIELD GOALS
SEASON: 6, twice
CAREER: 7 vs. Presbyterian, 3/10/20

FREE THROWS MADE
SEASON: 9 at Richmond, 2/15/23
CAREER: 12 at Campbell, 2/22/20

FREE THROWS ATTEMPTED
SEASON: 13 at Richmond, 2/15/23
CAREER: 13, twice

REBOUNDS
SEASON: 9 vs. Green Bay, 11/18/22
CAREER: 12 at Winthrop, 1/21/20

OFFENSIVE REBOUNDS
SEASON: 3, twice
CAREER: 6 at Saint Francis, 11/20/21

ASSISTS
SEASON: 4, twice
CAREER: 5, twice

BLOCKS
SEASON: 2, twice
CAREER: 3 vs. Towson, 12/5/20

STEALS
SEASON: 3 vs. SIUE, 11/11/22
CAREER: 6 vs. Campbell, 3/6/22

MINUTES
SEASON: 40 vs. Fordham, 1/28/23
CAREER: 40, nine times

00 ▪ KYLA MCMAKIN

Senior • G • 5-11 • Virginia Beach, Va. • Ocean Lakes/Longwood

2022-23 ▪ Senior

• Poured in 33 points in the win over Fordham
• In the Davidson game, became the 10th active player in NCAA Division I women's basketball to score 2,000 career points
• Broke SLU's single-game record with a 40-point performance in the overtime road win at VCU, on a career-best 14 made field goals
• Connected on eight free throws on her way to 24 points and four assists against Belmont
• Neared a double-double with 31 points and nine rebounds against Green Bay
• Poured in 31 points, including five 3-pointers, in her first game at Chaifetz Arena against SIUE

At Longwood (2019-22)

• Three-time All-Big South first-team member
• Posted more than 1,600 points in three seasons
• Helped the team to an NCAA Tournament win
• Led Big South in scoring in back-to-back seasons
• Following the 2021-22 season, her 1,629 career points ranked fifth among juniors in the NCAA, while her 18.3 scoring average was sixth
• Joined the 1,000-point club just 54 games into her career
• Ranked 17th all-time in scoring in the Big South
• Finished the 2021-22 season ranked 23rd in the NCAA with 619 points, 20th with 235 made field goals and 53rd with an average of 18.2 points
• Averaged 18.8, 17.9 and 18.3 points, respectively, across her first three collegiate seasons
• As a sophomore in 2020-21, led the Big South in scoring for a second straight season and helped the Lancers earn a berth in the WBI

Prep

• Recorded 1,990 points and 1,055 rebounds, with averages of 25.7 points and 18.0 rebounds
• Became the first player at Ocean Lakes to secure 1,000 rebounds in her illustrious career
• Named the 2019 Regional Player of the Year and Virginia Beach 2019 Player of the Year
• Earned a spot on the 2019 first team All-Region

2022-23 Game-by-Game Stats

				Total		3-Pointers		Free throws		Rebounds										
Opponent	Date	GS	MIN	FG-FGA	PCT	3FG-3FGA	PCT	FT-FTA	PCT	OFF	DEF	TOT	AVG	PF	A	TO	BLK	STL	PTS	AVG
at Indiana St.	11/07/2022	*	31:49	4-18	.222	2-4	.500	4-6	.667	0	0	0	0.0	1	0	5	0	0	14	14.0
SIUE	11/11/2022	*	24:30	11-17	.647	5-7	.714	4-4	1.000	1	1	2	1.0	0	1	4	0	3	31	22.5
at UNI	11/13/2022	*	34:47	5-16	.313	1-6	.167	5-6	.833	0	0	0	0.7	4	0	3	1	1	16	20.3
at Missouri St.	11/15/2022	*	38:15	7-24	.292	0-7	.000	3-4	.750	0	1	1	0.8	1	0	2	0	1	17	19.5
Green Bay	11/18/2022	*	38:06	11-25	.440	6-13	.462	3-3	1.000	2	7	9	2.4	1	1	2	0	1	31	21.8
South Dakota	11/20/2022	*	37:46	7-21	.333	2-9	.222	2-2	1.000	3	4	7	3.2	3	1	3	1	2	18	21.2
vs Baylor	11/25/2022	*	26:36	2-14	.143	1-6	.167	2-2	1.000	1	3	4	3.3	2	0	3	0	1	7	19.1
vs Belmont	11/26/2022	*	32:59	7-21	.333	2-7	.286	8-9	.889	2	0	2	3.1	4	4	3	0	1	24	19.8
vs Air Force	11/27/2022	*	32:10	8-23	.348	1-8	.125	2-2	1.000	2	3	5	3.3	2	1	3	0	1	19	19.7
at Missouri	11/30/2022	*	29:14	3-14	.214	2-7	.286	2-2	1.000	0	1	1	3.1	1	3	2	1	0	10	18.7
Illinois St.	12/03/2022	*	38:55	8-20	.400	4-10	.400	2-2	1.000	0	4	4	3.2	1	2	3	0	2	22	19.0
at Ball St.	12/05/2022	*	22:52	1-14	.071	0-6	.000	0-0	.000	0	3	3	3.2	3	0	3	0	1	2	17.6
Wichita St.	12/08/2022	*	31:24	2-7	.286	1-2	.500	2-2	1.000	0	2	2	3.1	4	0	4	0	1	7	16.8
at Memphis	12/17/2022	*	36:10	10-28	.357	2-9	.222	1-2	.500	2	1	3	3.1	2	1	2	0	2	23	17.2
Southern Ill.	12/21/2022	*	32:50	7-21	.333	1-6	.167	4-4	1.000	3	2	5	3.2	2	2	1	0	1	19	17.3
Loyola Chicago	12/28/2022	*	36:00	4-20	.200	0-7	.000	8-8	1.000	1	3	4	3.3	1	2	2	0	0	16	17.3
at VCU	01/01/2023	*	38:38	14-33	.424	6-13	.462	6-8	.750	0	3	3	3.2	1	2	1	0	1	40	18.6
at Saint Joseph's	01/07/2023	*	33:34	1-14	.071	1-4	.250	2-2	1.000	1	3	4	3.3	2	2	4	0	0	5	17.8
Rhode Island	01/12/2023	*	33:20	4-23	.174	1-8	.125	2-2	1.000	0	0	0	3.1	2	0	3	0	1	11	17.5
Dayton	01/15/2023	*	30:31	6-17	.353	1-3	.333	3-4	.750	0	2	2	3.1	3	1	1	2	0	16	17.4
at Duquesne	01/18/2023	*	32:28	4-20	.200	1-9	.111	5-6	.833	2	1	3	3.0	1	3	1	0	0	14	17.2
at Davidson	01/25/2023	*	35:11	4-16	.250	1-5	.200	1-2	.500	1	4	5	3.1	2	1	4	1	2	10	16.9
Fordham	01/28/2023	*	39:50	11-20	.550	3-5	.600	8-11	.727	0	4	4	3.2	1	2	1	1	2	33	17.6
George Mason	02/01/2023	*	35:28	8-25	.320	2-9	.222	4-6	.667	0	6	6	3.3	2	1	5	0	1	22	17.8
at St. Bonaventure	02/05/2023	*	35:48	6-19	.316	1-9	.111	4-4	1.000	1	3	4	3.3	3	4	2	2	2	17	17.8
at Dayton	02/08/2023	*	33:24	4-20	.200	1-9	.111	0-0	.000	0	2	2	3.3	1	0	2	0	2	9	17.4
George Washington	02/11/2023	*	32:49	4-13	.308	1-2	.500	6-6	1.000	0	4	4	3.3	3	2	3	1	0	15	17.3
at Richmond	02/15/2023	*	32:08	6-17	.353	3-9	.333	9-13	.692	1	2	3	3.3	3	1	4	1	0	24	17.6
Totals		**28**	**937:31**	**169-540**	**.313**	**52-199**	**.261**	**102-122**	**.836**	**23**	**69**	**92**	**3.3**	**56**	**37**	**76**	**11**	**29**	**492**	**17.6**

				Field Goals		3-Point		F-Throws		Rebounds									Scoring	
SEASON	TEAM	GP-GS	MIN/AVG	FG-FGA	FG%	3FG-3FGA	3FG%	FT-FTA	FT%	OFF	DEF	TOT	AVG	PF-FO	A	TO	BLK	STL	PTS	AVG
2019-20	LWU	30-30	1085/36.2	205-558	.367	73-214	.341	82-102	.804	36	121	157	5.2	86-4	50	87	14	59	565	18.8
2020-21	LWU	25-25	887/35.5	155-458	.338	50-176	.284	87-100	.870	27	96	123	4.9	62-1	51	74	14	38	447	17.9
2021-22	LWU	34-34	1142/33.6	235-601	.391	71-209	.340	78-86	.907	62	93	155	4.6	67-0	44	92	9	57	619	18.2
2022-23	SLU	28-28	938/33.5	169-540	.313	52-199	.261	102-122	.836	23	69	92	3.3	56-0	37	76	11	29	492	17.6
TOTAL FOR SLU		**28-28**	**938/33.5**	**169-540**	**.313**	**52-199**	**.261**	**102-122**	**.836**	**23**	**69**	**92**	**3.3**	**56-0**	**37**	**76**	**11**	**29**	**492**	**17.6**
TOTAL		**117-117**	**4051/34.6**	**764-2157**	**.354**	**246-798**	**.308**	**349-410**	**.851**	**148**	**379**	**527**	**4.5**	**271-5**	**182**	**329**	**48**	**183**	**2123**	**18.1**

MAJOR
Master of Supply Chain Management Candidate

2 ▪ CAMREE CLEGG

Graduate • G • 5-5 • Westland, Mich. • Wayne Memorial/St. John's

2022-23 ▪ Graduate Student

•Buried a career-high six 3-pointers en route to a team-high 20 points in the win at Dayton
• Collected career highs with eight assists and five rebounds against Air Force
• Team-best 20 points, along with four assists, at UNI
• Pumped in a career-high seven field goals on her way to 19 points at Indiana State

2021-22 ▪ Graduate Student (St. John's)

• Played in 31 games, including 21 starts
• Averaged a team-best 3.3 assists
• Dished out a total of 102 helpers
• Averaged 6.4 points and had six games with double figures, including two 20-point efforts
• Posted the team's best three-point and free throw percentages at .385 (35-91) and .857 (42-49), respectively

2020-21 ▪ Redshirt Sophomore (St. John's)

• Earned minutes in all 23 games for the Red Storm

2019-20 ▪ Sophomore (St. John's)

• Sat out due to NCAA transfer regulations

2018-19 ▪ Freshman (Clemson)

• Suited up for all 33 games
• Recorded four points and an assist in an NCAA Tournament first round victory over the University of South Dakota

Prep

• Played three seasons
• Helped the team to a 55-14 record and a trio of conference titles
• Named All-State each year
• Collected 1,000th point in the first game of her senior season
• As a senior, averaged 24.1 points, 6.7 assists and 4.1 rebounds

SEASON/CAREER HIGHS

POINTS
SEASON: 20, twice
CAREER: 23 vs. Providence, 2/20/22

FIELD GOALS
SEASON: 7, twice
CAREER: 7, twice

3-POINT FIELD GOALS
SEASON: 6 at Dayton, 2/8/23
CAREER: 6 at Dayton, 2/8/23

FREE THROWS MADE
SEASON: 5 at Northern Iowa, 11/13/22
CAREER: 7 vs. Providence, 2/20/22

FREE THROWS ATTEMPTED
SEASON: 5 at Northern Iowa, 11/13/22
CAREER: 8 vs. Providence, 2/20/22

REBOUNDS
SEASON: 5 vs. Air Force, 11/27/22
CAREER: 5 vs. Air Force, 11/27/22

OFFENSIVE REBOUNDS
SEASON: 1 at Missouri State, 11/15/22
CAREER: 1, seven times

ASSISTS
SEASON: 8 vs. Air Force, 11/27/22
CAREER: 8 vs. Air Force, 11/27/22

BLOCKS
SEASON: N/A
CAREER: 1, twice

STEALS
SEASON: 2 at Missouri State, 11/15/22
CAREER: 4 at Fairleigh Dickinson, 11/28/20

MINUTES
SEASON: 38 at Northern Iowa, 11/13/22
CAREER: 39 vs. Charlotte, 11/27/21

2022-23 Game-by-Game Stats

				Total		3-Pointers		Free throws		Rebounds										
Opponent	Date	GS	MIN	FG-FGA	PCT	3FG-3FGA	PCT	FT-FTA	PCT	OFF	DEF	TOT	AVG	PF	A	TO	BLK	STL	PTS	AVG
at Indiana St.	11/07/2022	*	28:39	7-13	.538	4-8	.500	1-1	1.000	0	4	4	4.0	2	1	6	0	0	19	19.0
SIUE	11/11/2022	*	27:50	2-9	.222	1-4	.250	4-4	1.000	0	2	2	3.0	2	3	0	0	0	9	14.0
at UNI	11/13/2022	*	37:58	6-13	.462	3-10	.300	5-5	1.000	0	2	2	2.7	0	4	5	0	1	20	16.0
at Missouri St.	11/15/2022	*	32:53	2-10	.200	1-5	.200	4-4	1.000	1	2	3	2.8	3	4	5	0	2	9	14.3
Green Bay	11/18/2022	*	34:19	3-11	.273	1-6	.167	0-0	.000	0	1	1	2.4	4	4	5	0	1	7	12.8
South Dakota	11/20/2022	*	32:28	4-8	.500	2-3	.667	1-2	.500	0	2	2	2.3	4	3	2	0	1	11	12.5
vs Baylor	11/25/2022	*	25:43	2-11	.182	1-8	.125	0-0	.000	0	1	1	2.1	0	3	5	0	0	5	11.4
vs Belmont	11/26/2022		16:09	0-8	.000	0-5	.000	0-0	.000	0	0	0	1.9	3	3	1	0	0	0	10.0
vs Air Force	11/27/2022		16:22	2-4	.500	1-3	.333	2-2	1.000	0	5	5	2.2	2	8	4	0	0	7	9.7
at Missouri	11/30/2022		08:28	0-5	.000	0-3	.000	0-0	.000	0	1	1	2.1	0	0	1	0	0	0	8.7
Illinois St.	12/03/2022		11:22	1-3	.333	1-3	.333	0-0	.000	0	0	0	1.9	1	1	1	0	0	3	8.2
at Ball St.	12/05/2022		13:43	0-1	.000	0-0	.000	0-0	.000	0	1	1	1.8	2	0	2	0	1	0	7.5
Wichita St.	12/08/2022		06:41	0-3	.000	0-2	.000	0-0	.000	0	0	0	1.7	0	0	1	0	1	0	6.9
at Memphis	12/17/2022		13:53	3-5	.600	3-5	.600	0-0	.000	0	1	1	1.6	0	1	3	0	0	9	7.1
Southern Ill.	12/21/2022		11:47	0-3	.000	0-2	.000	0-0	.000	0	0	0	1.5	0	0	2	0	0	0	6.6
Loyola Chicago	12/28/2022		07:26	0-1	.000	0-1	.000	0-0	.000	0	1	1	1.5	0	0	1	0	1	0	6.2
at VCU	01/01/2023		12:07	1-4	.250	0-1	.000	0-0	.000	0	0	0	1.4	0	1	0	0	1	2	5.9
at Saint Joseph's	01/07/2023		12:50	0-4	.000	0-2	.000	2-2	1.000	0	1	1	1.4	1	0	0	0	0	2	5.7
Rhode Island	01/12/2023		16:01	1-7	.143	1-6	.167	0-0	.000	0	0	0	1.3	1	1	0	0	0	3	5.6
Dayton	01/15/2023		11:36	1-4	.250	1-3	.333	0-0	.000	0	0	0	1.3	2	0	3	0	0	3	5.5
at Duquesne	01/18/2023		13:23	2-8	.250	2-7	.286	0-0	.000	0	0	0	1.2	1	1	1	0	1	6	5.5
at Davidson	01/25/2023		12:12	0-2	.000	0-1	.000	0-0	.000	0	0	0	1.1	1	1	3	0	0	0	5.2
Fordham	01/28/2023		06:52	1-2	.500	1-1	1.000	0-0	.000	0	1	1	1.1	1	1	1	0	0	3	5.1
at Dayton	02/08/2023		31:44	7-12	.583	6-10	.600	0-0	.000	0	3	3	1.2	1	2	0	0	0	20	5.8
George Washington	02/11/2023		13:31	2-2	1.000	1-1	1.000	0-0	.000	0	1	1	1.2	1	0	1	0	1	5	5.7
at Richmond	02/15/2023		19:29	3-10	.300	1-8	.125	0-0	.000	0	2	2	1.2	3	1	2	0	1	7	5.8
Totals		**7**	**475:26**	**50-163**	**.307**	**31-108**	**.287**	**19-20**	**.950**	**1**	**31**	**32**	**1.2**	**35**	**43**	**55**	**0**	**12**	**150**	**5.8**

				Field Goals		3-Point		F-Throws		Rebounds									Scoring	
SEASON	TEAM	GP-GS	MIN/AVG	FG-FGA	FG%	3FG-3FGA	3FG%	FT-FTA	FT%	OFF	DEF	TOT	AVG	PF-FO	A	TO	BLK	STL	PTS	AVG
2018-19	CU	33-0	162/4.9	23-66	.348	21-57	.368	14-21	.667	3	9	12	0.4	7-0	11	11	1	2	81	2.5
2020-21	SJU	23-0	292/12.7	17-67	.254	9-34	.265	14-17	.824	2	17	19	0.8	21-0	35	38	1	10	57	2.5
2021-22	SJU	31-21	645/20.8	60-139	.432	35-91	.385	42-49	.857	1	54	55	1.8	46-0	102	71	0	18	197	6.4
2022-23	SLU	26-7	475/18.3	50-163	.307	31-108	.287	19-20	.950	1	31	32	1.2	35-0	43	55	0	12	150	5.8
TOTAL FOR SLU		**26-7**	**475/18.3**	**50-163**	**.307**	**31-108**	**.287**	**19-20**	**.950**	**1**	**31**	**32**	**1.2**	**35-0**	**43**	**55**	**0**	**12**	**150**	**5.8**
TOTAL		**113-28**	**1574/13.9**	**150-435**	**.345**	**96-290**	**.331**	**89-107**	**.832**	**7**	**111**	**118**	**1.0**	**109-0**	**191**	**175**	**2**	**42**	**485**	**4.3**

MAJOR
Accounting

3 • ABBY LIBER

Freshman • G • 6-0 • Avon, Ohio • Avon

2022-23 • Freshman

• Scored her first collegiate bucket in the win over SIUE

Prep

• Scored 1,139 points in her career, Avon High School's all-time record
• Averaged 19.0 points, 8.0 rebounds, 2.7 steals, 2.4 assists and 1.0 blocks
• Four-year varsity player and three-year varsity captain
• All-Ohio second team
• Two-time Northeast Lakes All-District first team
• All-Lorain County Miss Basketball
• Two-time All-Lorain County Player of the Year
• Three-time All-Lorain County first team
• Three-time All-Southwestern Conference first team
• All-Southwestern Conference MVP (junior)
• All-Southwestern Conference Scholar Athlete basketball award

SEASON/CAREER HIGHS

POINTS
SEASON: 2 vs. SIUE, 11/11/22
CAREER: *Same as season high

FIELD GOALS
SEASON: 1 vs. SIUE, 11/11/22
CAREER: *Same as season high

3-POINT FIELD GOALS
SEASON: N/A
CAREER: *Same as season high

FREE THROWS MADE
SEASON: N/A
CAREER: *Same as season high

FREE THROWS ATTEMPTED
SEASON: N/A
CAREER: *Same as season high

REBOUNDS
SEASON: 1 vs. Baylor, 11/25/22
CAREER: *Same as season high

OFFENSIVE REBOUNDS
SEASON: N/A
CAREER: *Same as season high

ASSISTS
SEASON: N/A
CAREER: *Same as season high

BLOCKS
SEASON: N/A
CAREER: *Same as season high

STEALS
SEASON: 1 vs. SIUE, 11/11/22
CAREER: *Same as season high

MINUTES
SEASON: 4 vs. SIUE, 11/11/22
CAREER: *Same as season high

2022-23 Game-by-Game Stats

				Total		3-Pointers		Free throws		Rebounds										
Opponent	Date	GS	MIN	FG-FGA	PCT	3FG-3FGA	PCT	FT-FTA	PCT	OFF	DEF	TOT	AVG	PF	A	TO	BLK	STL	PTS	AVG
SIUE	11/11/2022		04:06	1-2	.500	0-0	.000	0-0	.000	0	0	0	0.0	0	0	1	0	1	2	2.0
vs Baylor	11/25/2022		03:54	0-0	.000	0-0	.000	0-0	.000	0	1	1	0.5	0	0	0	0	0	0	1.0
vs Air Force	11/27/2022		01:04	0-0	.000	0-0	.000	0-0	.000	0	0	0	0.3	0	0	0	0	0	0	0.7
at Missouri	11/30/2022		01:04	0-1	.000	0-1	.000	0-0	.000	0	0	0	0.3	0	0	0	0	0	0	0.5
at Ball St.	12/05/2022		01:35	0-0	.000	0-0	.000	0-0	.000	0	0	0	0.2	0	0	0	0	0	0	0.4
at Saint Joseph's	01/07/2023		00:56	0-0	.000	0-0	.000	0-0	.000	0	0	0	0.2	0	0	0	0	0	0	0.3
Totals		**0**	**12:39**	**1-3**	**.333**	**0-1**	**.000**	**0-0**	**.000**	**0**	**1**	**1**	**0.2**	**0**	**0**	**1**	**0**	**1**	**2**	**0.3**

				Field Goals		3-Point		F-Throws		Rebounds									Scoring	
SEASON	TEAM	GP-GS	MIN/AVG	FG-FGA	FG%	3FG-3FGA	3FG%	FT-FTA	FT%	OFF	DEF	TOT	AVG	PF-FO	A	TO	BLK	STL	PTS	AVG
2022-23	SLU	6-0	13/2.1	1-3	.333	0-1	.000	0-0	.000	0	1	1	0.2	0-0	0	1	0	1	2	0.3
TOTAL		**6-0**	**13/2.1**	**1-3**	**.333**	**0-1**	**.000**	**0-0**	**.000**	**0**	**1**	**1**	**0.2**	**0-0**	**0**	**1**	**0**	**1**	**2**	**0.3**

MAJOR
Sports Business

4 • KENNEDY CALHOUN

Sophomore • G • 5-5 • Harrisburg, N.C. • Hickory Ridge/Longwood

2022-23 • Sophomore

• Has moved into the top 10 on SLU's single-season steals list
• Knocked down two clutch free throws in the closing seconds of regulation to send the Billikens to overtime in an eventual road win at VCU
• Recorded 10 points, eight assists, six rebounds and four steals in the win over Southern Illinois
• Registered 10 points, including two treys against Wichita State
• Collected 14 points and three assists in the win over Air Force
• Posted nine points and seven assists against South Dakota
• Dished out a career-best 14 assists in the Billikens' win over SIUE

2021-22 • Freshman (Longwood)

• One of the top defensive guards in the country in her rookie campaign, ranking ninth in the NCAA with 89 steals and 27th with 2.6 steals per game
• Helped the Lancers to a Big South Conference Championship and the program's first NCAA Tournament victory
• Earned a spot on the Big South All-Rookie team after posting the fourth most steals in a single season at Longwood
• Averaged 10.4 points in Big South play and had seven double-digit point contests, including five in league play

Prep

• An All-Conference honoree in three straight seasons
• Earned All-District first team plaudits and averaged 16.6 points, 5.5 rebounds, 4.4 assists and 4.1 steals as a senior

SEASON/CAREER HIGHS

POINTS
SEASON: 14, twice
CAREER: 18 at Winthrop, 2/12/22

FIELD GOALS
SEASON: 5 vs. Dayton, 1/15/23
CAREER: 6 at Winthrop, 2/12/22

3-POINT FIELD GOALS
SEASON: 2, twice
CAREER: 2, eight times

FREE THROWS MADE
SEASON: 6 vs. Air Force, 11/27/22
CAREER: 6, twice

FREE THROWS ATTEMPTED
SEASON: 6 vs. Air Force, 11/27/22
CAREER: 12 at UNC Asheville, 1/8/22

REBOUNDS
SEASON: 6, three times
CAREER: 10 at High Point, 1/25/22

OFFENSIVE REBOUNDS
SEASON: 3 vs. Green Bay, 11/18/22
CAREER: 5 vs. USC Upstate, 1/19/22

ASSISTS
SEASON: 14 vs. SIUE, 11/11/22
CAREER: 14 vs. SIUE, 11/11/22

BLOCKS
SEASON: 1, twice
CAREER: 2 vs. Gardner-Webb, 1/22/22

STEALS
SEASON: 5 at Memphis, 12/17/22
CAREER: 6, three times

MINUTES
SEASON: 42 at VCU, 1/1/23
CAREER: 42 at VCU, 1/1/23

2022-23 Game-by-Game Stats

				Total		3-Pointers		Free throws		Rebounds										
Opponent	Date	GS	MIN	FG-FGA	PCT	3FG-3FGA	PCT	FT-FTA	PCT	OFF	DEF	TOT	AVG	PF	A	TO	BLK	STL	PTS	AVG
at Indiana St.	11/07/2022	*	33:28	1-2	.500	0-0	.000	2-4	.500	1	4	5	5.0	3	6	3	0	1	4	4.0
SIUE	11/11/2022	*	30:28	2-7	.286	0-3	.000	0-0	.000	0	2	2	3.5	2	14	8	0	4	4	4.0
at UNI	11/13/2022	*	33:49	0-2	.000	0-1	.000	0-0	.000	2	1	3	3.3	4	5	4	0	4	0	2.7
at Missouri St.	11/15/2022	*	26:33	2-4	.500	0-1	.000	0-0	.000	2	0	2	3.0	4	1	5	0	2	4	3.0
Green Bay	11/18/2022	*	32:09	0-4	.000	0-1	.000	1-2	.500	3	3	6	3.6	3	5	2	1	0	1	2.6
South Dakota	11/20/2022	*	34:41	4-12	.333	1-5	.200	0-0	.000	1	3	4	3.7	4	7	5	0	2	9	3.7
vs Baylor	11/25/2022	*	26:27	2-5	.400	0-3	.000	0-0	.000	1	2	3	3.6	3	1	4	0	4	4	3.7
vs Belmont	11/26/2022	*	32:58	1-5	.200	0-3	.000	4-4	1.000	0	4	4	3.6	5	2	3	0	1	6	4.0
vs Air Force	11/27/2022	*	32:53	4-6	.667	0-0	.000	6-6	1.000	1	1	2	3.4	3	3	3	0	1	14	5.1
at Missouri	11/30/2022	*	28:22	1-3	.333	1-2	.500	2-2	1.000	1	1	2	3.3	4	4	4	0	2	5	5.1
Illinois St.	12/03/2022	*	31:52	1-2	.500	0-0	.000	0-0	.000	0	3	3	3.3	5	5	6	0	1	2	4.8
at Ball St.	12/05/2022	*	25:21	3-7	.429	0-2	.000	0-0	.000	1	1	2	3.2	0	1	3	0	0	6	4.9
Wichita St.	12/08/2022	*	36:29	4-8	.500	2-5	.400	0-0	.000	2	1	3	3.2	4	3	4	0	1	10	5.3
at Memphis	12/17/2022	*	35:49	0-6	.000	0-2	.000	2-3	.667	1	3	4	3.2	3	6	2	0	5	2	5.1
Southern Ill.	12/21/2022	*	36:03	4-7	.571	0-0	.000	2-2	1.000	0	6	6	3.4	3	8	3	0	4	10	5.4
Loyola Chicago	12/28/2022	*	34:41	2-3	.667	0-0	.000	0-0	.000	0	3	3	3.4	4	2	4	0	2	4	5.3
at VCU	01/01/2023	*	42:05	0-4	.000	0-2	.000	4-4	1.000	0	3	3	3.4	4	7	5	0	2	4	5.2
at Saint Joseph's	01/07/2023	*	32:06	1-4	.250	1-1	1.000	2-2	1.000	1	3	4	3.4	1	3	4	0	0	5	5.2
Rhode Island	01/12/2023	*	36:27	4-10	.400	2-6	.333	4-4	1.000	0	0	0	3.2	4	2	6	0	1	14	5.7
Dayton	01/15/2023	*	37:56	5-9	.556	1-3	.333	0-0	.000	1	5	6	3.4	3	5	3	1	3	11	6.0
at Duquesne	01/18/2023	*	37:39	2-8	.250	1-2	.500	1-1	1.000	2	0	2	3.3	5	4	3	0	1	6	6.0
at Davidson	01/25/2023	*	34:04	2-4	.500	0-0	.000	0-0	.000	0	3	3	3.3	2	4	7	0	0	4	5.9
Fordham	01/28/2023	*	25:23	0-1	.000	0-0	.000	1-2	.500	1	1	2	3.2	4	3	5	0	2	1	5.7
George Mason	02/01/2023	*	33:29	1-6	.167	0-3	.000	2-2	1.000	1	2	3	3.2	3	4	3	0	2	4	5.6
at St. Bonaventure	02/05/2023	*	35:34	1-5	.200	0-3	.000	0-0	.000	1	1	2	3.2	4	2	1	0	2	2	5.4
at Dayton	02/08/2023	*	24:40	2-4	.500	0-1	.000	4-4	1.000	0	3	3	3.2	4	3	3	0	2	8	5.5
George Washington	02/11/2023	*	36:07	3-4	.750	0-0	.000	1-2	.500	0	3	3	3.1	3	3	6	0	4	7	5.6
at Richmond	02/15/2023	*	26:10	2-8	.250	1-4	.250	1-2	.500	1	0	1	3.1	5	3	0	0	2	6	5.6
Totals		**28**	**913:42**	**54-150**	**.360**	**10-53**	**.189**	**39-46**	**.848**	**24**	**62**	**86**	**3.1**	**96**	**116**	**109**	**2**	**55**	**157**	**5.6**

				Field Goals		3-Point		F-Throws		Rebounds									Scoring	
SEASON	TEAM	GP-GS	MIN/AVG	FG-FGA	FG%	3FG-3FGA	3FG%	FT-FTA	FT%	OFF	DEF	TOT	AVG	PF-FO	A	TO	BLK	STL	PTS	AVG
2021-22	LWU	34-34	1049/30.9	79-187	.422	21-72	.292	47-81	.580	38	83	121	3.6	100-2	74	91	4	89	226	6.6
2022-23	SLU	28-28	914/32.6	54-150	.360	10-53	.189	39-46	.848	24	62	86	3.1	96-4	116	109	2	55	157	5.6
TOTAL FOR SLU		**28-28**	**914/32.6**	**54-150**	**.360**	**10-53**	**.189**	**39-46**	**.848**	**24**	**62**	**86**	**3.1**	**96-4**	**116**	**109**	**2**	**55**	**157**	**5.6**
TOTAL		**62-62**	**1963/31.7**	**133-337**	**.395**	**31-125**	**.248**	**86-127**	**.677**	**62**	**145**	**207**	**3.3**	**196-6**	**190**	**200**	**6**	**144**	**383**	**6.2**

MAJOR
Sports Business

10 • ISABEL TILLETT

Redshirt Freshman • G • 5-9 • Manassas, Va. • Cosby/Longwood

2022-23 • Redshirt Freshman

• Recorded a steal and a rebound against No. 21 Baylor
• Knocked down a free throw for her first collegiate point in the win over SIUE

2021-22 • Freshman (Longwood)

• Did not see any game action, earning a redshirt

Prep

• Advanced to the state finals once and semifinals twice in her final three seasons
• Hit a pair of treys and scored 10 points in Cosby's Region A Championship win that sent them to the state semifinals
• Captained the team as a senior and averaged 10.0 points, 5.0 rebounds, 4.0 assists and 3.0 steals

SEASON/CAREER HIGHS

POINTS
SEASON: 1 vs. SIUE, 11/11/22
CAREER: *Same as season high

FIELD GOALS
SEASON: N/A
CAREER: *Same as season high

3-POINT FIELD GOALS
SEASON: N/A
CAREER: *Same as season high

FREE THROWS MADE
SEASON: 1 vs. SIUE, 11/11/22
CAREER: *Same as season high

FREE THROWS ATTEMPTED
SEASON: 2 vs. SIUE, 11/11/22
CAREER: *Same as season high

REBOUNDS
SEASON: 1 vs. Baylor, 11/25/22
CAREER: *Same as season high

OFFENSIVE REBOUNDS
SEASON: N/A
CAREER: *Same as season high

ASSISTS
SEASON: N/A
CAREER: *Same as season high

BLOCKS
SEASON: N/A
CAREER: *Same as season high

STEALS
SEASON: 1 vs. Baylor, 11/25/22
CAREER: *Same as season high

MINUTES
SEASON: 5 vs. Baylor, 11/25/22
CAREER: *Same as season high

2022-23 Game-by-Game Stats

				Total		3-Pointers		Free throws		Rebounds										
Opponent	Date	GS	MIN	FG-FGA	PCT	3FG-3FGA	PCT	FT-FTA	PCT	OFF	DEF	TOT	AVG	PF	A	TO	BLK	STL	PTS	AVG
SIUE	11/11/2022		03:36	0-0	.000	0-0	.000	1-2	.500	0	0	0	0.0	0	0	0	0	0	1	1.0
vs Baylor	11/25/2022		04:41	0-0	.000	0-0	.000	0-0	.000	0	1	1	0.5	0	0	0	0	1	0	0.5
vs Air Force	11/27/2022		01:07	0-0	.000	0-0	.000	0-0	.000	0	0	0	0.3	0	0	0	0	0	0	0.3
at Missouri	11/30/2022		01:04	0-0	.000	0-0	.000	0-0	.000	0	0	0	0.3	0	0	0	0	0	0	0.3
at Ball St.	12/05/2022		01:35	0-0	.000	0-0	.000	0-0	.000	0	0	0	0.2	1	0	0	0	0	0	0.2
at Saint Joseph's	01/07/2023		01:36	0-0	.000	0-0	.000	0-0	.000	0	0	0	0.2	0	0	0	0	0	0	0.2
Totals		**0**	**13:39**	**0-0**	**.000**	**0-0**	**.000**	**1-2**	**.500**	**0**	**1**	**1**	**0.2**	**1**	**0**	**0**	**0**	**1**	**1**	**0.2**

				Field Goals		3-Point		F-Throws		Rebounds									Scoring	
SEASON	TEAM	GP-GS	MIN/AVG	FG-FGA	FG%	3FG-3FGA	3FG%	FT-FTA	FT%	OFF	DEF	TOT	AVG	PF-FO	A	TO	BLK	STL	PTS	AVG
2022-23	SLU	6-0	14/2.3	0-0	.000	0-0	.000	1-2	.500	0	1	1	0.2	1-0	1	0	0	2	1	0.2
TOTAL		**6-0**	**14/2.3**	**0-0**	**.000**	**0-0**	**.000**	**1-2**	**.500**	**0**	**1**	**1**	**0.2**	**1-0**	**1**	**0**	**0**	**2**	**1**	**0.2**

MAJOR
Exercise Science

11 • JULIA MARTINEZ

Senior • G • 5-10 • Chicago, Ill. • Loyola Academy

2022-23 • Senior

•Reached 300 career assists in the GW game, moving into ninth place all-time at SLU
•Approached a triple-double with 13 points, eight rebounds and eight assists in the win at Dayton
• Career-high 13 assists and 12 rebounds in the win over Fordham
• Narrowly missed the first triple-double in SLU women's basketball history with 14 points, 14 rebounds and eight assists vs. Rhode Island
• Scored a team-high 18 points and had a career-high eight steals in the win over Dayton
• Double-double of 16 points and 11 rebounds in the win over Southern Illinois
• Third career double-double against Wichita State, posting a quadruple-nickel with 20 points, 12 rebounds, seven steals and six assists
• Career high in points (20) and free throws (6) in the win over Illinois State

2021-22 • Junior

• Posted 4.5 assists per game in league games only, fifth best in the A-10
• Over the final seven games to end the regular season, she averaged 5.4 points, 6.1 rebounds, 6.7 assists and 2.3 steals
• Played the full 40 minutes in the final five games
• Picked up a double-double with a career-best 12 assists, along with 11 rebounds, at La Salle
• Posted 16 points and a career-best 14 rebounds in the final game of the season against George Mason

2020-21 • Sophomore

• SLU ranks: second in assists (69), third in rebounds (4.8 rpg) and steals (17), fourth in three-pointers (9) and sixth in scoring (4.5 ppg)
• A-10 ranks: fourth in assist-to-turnover ratio (2.3) and seventh in assists (3.6 apg)
• Posted a career day against Bradley, setting a career high with 17 points on 5-of-11 shooting, while also adding eight rebounds

2019-20 • Freshman

• Led the team seven times in steals and four times in assists
• Dished out a game-high six assists and grabbed seven rebounds against UT Martin
• Tied a career high with seven rebounds, along with four assists in 20 minutes in the win over UMass

SEASON/CAREER HIGHS

POINTS
SEASON: 20, twice
CAREER: 20, twice

FIELD GOALS
SEASON: 9 at Davidson, 1/25/23
CAREER: 9 at Davidson, 1/25/23

3-POINT FIELD GOALS
SEASON: 2 vs. Illinois State, 12/3/22
CAREER: 3 vs. DePaul, 3/19/21

FREE THROWS MADE
SEASON: 7 vs. George Mason, 2/1/23
CAREER: 7 vs. George Mason, 2/1/23

FREE THROWS ATTEMPTED
SEASON: 9 vs. George Mason, 2/1/23
CAREER: 9 vs. George Mason, 2/1/23

REBOUNDS
SEASON: 14 vs. Rhode Island, 1/12/23
CAREER: 14, twice

OFFENSIVE REBOUNDS
SEASON: 8, three times
CAREER: 8, four times

ASSISTS
SEASON: 13 vs. Fordham, 1/28/23
CAREER: 13 vs. Fordham, 1/28/23

BLOCKS
SEASON: 2 vs. Dayton, 1/15/23
CAREER: 2 vs. Dayton, 1/15/23

STEALS
SEASON: 8 vs. Dayton, 1/15/23
CAREER: 8 vs. Dayton, 1/15/23

MINUTES
SEASON: 39, twice
CAREER: 40, five times

2022-23 Game-by-Game Stats

				Total		3-Pointers		Free throws		Rebounds										
Opponent	Date	GS	MIN	FG-FGA	PCT	3FG-3FGA	PCT	FT-FTA	PCT	OFF	DEF	TOT	AVG	PF	A	TO	BLK	STL	PTS	AVG
at Indiana St.	11/07/2022		19:28	4-4	1.000	0-0	.000	0-4	.000	2	2	4	4.0	2	1	1	0	4	8	8.0
SIUE	11/11/2022		16:40	3-4	.750	0-1	.000	0-0	.000	1	4	5	4.5	2	3	2	1	7	6	7.0
at UNI	11/13/2022		15:33	0-1	.000	0-0	.000	1-2	.500	3	4	7	5.3	4	0	3	0	2	1	5.0
at Missouri St.	11/15/2022		21:11	1-3	.333	0-1	.000	0-4	.000	3	2	5	5.3	4	2	1	0	3	2	4.3
Green Bay	11/18/2022	*	15:35	0-2	.000	0-0	.000	4-4	1.000	1	1	2	4.6	2	1	2	0	0	4	4.2
South Dakota	11/20/2022	*	27:45	2-4	.500	0-0	.000	4-5	.800	5	7	12	5.8	3	2	6	0	4	8	4.8
vs Baylor	11/25/2022	*	28:38	1-5	.200	0-1	.000	3-4	.750	5	3	8	6.1	2	2	0	0	0	5	4.9
vs Belmont	11/26/2022	*	27:33	3-8	.375	0-2	.000	3-5	.600	5	3	8	6.4	4	1	3	0	3	9	5.4
vs Air Force	11/27/2022	*	27:25	3-7	.429	0-1	.000	2-3	.667	0	5	5	6.2	1	2	3	0	2	8	5.7
at Missouri	11/30/2022	*	34:23	4-9	.444	1-3	.333	0-0	.000	4	2	6	6.2	3	2	4	0	2	9	6.0
Illinois St.	12/03/2022	*	33:08	6-12	.500	2-3	.667	6-6	1.000	3	6	9	6.5	3	3	1	0	2	20	7.3
at Ball St.	12/05/2022	*	30:13	5-13	.385	0-2	.000	0-2	.000	0	3	3	6.2	2	3	2	0	3	10	7.5
Wichita St.	12/08/2022	*	39:21	7-14	.500	1-6	.167	5-8	.625	7	5	12	6.6	4	6	5	0	7	20	8.5
at Memphis	12/17/2022	*	32:11	4-7	.571	0-0	.000	1-3	.333	2	3	5	6.5	4	5	2	0	4	9	8.5
Southern Ill.	12/21/2022	*	36:45	5-9	.556	0-0	.000	6-6	1.000	7	4	11	6.8	2	3	6	1	3	16	9.0
Loyola Chicago	12/28/2022	*	32:58	3-9	.333	0-0	.000	3-6	.500	8	5	13	7.2	5	1	6	1	5	9	9.0
at VCU	01/01/2023	*	39:10	3-5	.600	0-0	.000	3-6	.500	5	7	12	7.5	4	9	5	0	5	9	9.0
at Saint Joseph's	01/07/2023	*	29:44	4-12	.333	1-2	.500	4-4	1.000	3	5	8	7.5	3	3	4	0	1	13	9.2
Rhode Island	01/12/2023	*	34:23	6-7	.857	1-1	1.000	1-2	.500	4	10	14	7.8	4	8	1	0	1	14	9.5
Dayton	01/15/2023	*	32:59	7-10	.700	0-1	.000	4-4	1.000	3	2	5	7.7	3	4	3	2	8	18	9.9
at Duquesne	01/18/2023	*	36:30	3-13	.231	1-5	.200	3-4	.750	8	2	10	7.8	4	3	5	0	4	10	9.9
at Davidson	01/25/2023	*	33:49	9-16	.563	1-1	1.000	0-2	.000	4	2	6	7.7	4	6	3	1	2	19	10.3
Fordham	01/28/2023	*	38:54	2-17	.118	0-1	.000	2-2	1.000	6	6	12	7.9	1	13	3	0	5	6	10.1
George Mason	02/01/2023	*	36:37	3-6	.500	0-1	.000	7-9	.778	1	6	7	7.9	4	6	2	0	5	13	10.3
at St. Bonaventure	02/05/2023	*	23:11	1-7	.143	0-0	.000	2-2	1.000	8	2	10	8.0	2	4	9	0	4	4	10.0
at Dayton	02/08/2023	*	28:37	4-9	.444	0-2	.000	5-6	.833	3	5	8	8.0	1	8	4	0	4	13	10.1
George Washington	02/11/2023	*	33:07	2-5	.400	1-2	.500	3-3	1.000	3	4	7	7.9	3	8	5	0	2	8	10.0
at Richmond	02/15/2023	*	34:37	2-8	.250	1-2	.500	0-0	.000	4	6	10	8.0	4	9	7	0	3	5	9.9
Totals		**24**	**840:25**	**97-226**	**.429**	**10-38**	**.263**	**72-106**	**.679**	**108**	**116**	**224**	**8.0**	**84**	**118**	**98**	**6**	**95**	**276**	**9.9**

				Field Goals		3-Point		F-Throws		Rebounds									Scoring	
SEASON	TEAM	GP-GS	MIN/AVG	FG-FGA	FG%	3FG-3FGA	3FG%	FT-FTA	FT%	OFF	DEF	TOT	AVG	PF-FO	A	TO	BLK	STL	PTS	AVG
2019-20	SLU	31-0	350/11.3	4-30	.133	0-4	.000	6-12	.500	16	53	69	2.2	27-0	52	42	2	21	14	0.5
2020-21	SLU	19-4	423/22.3	29-72	.403	9-23	.391	19-35	.543	18	74	92	4.8	22-0	69	30	0	17	86	4.5
2021-22	SLU	20-18	616/30.8	31-99	.313	4-24	.167	34-48	.708	44	77	121	6.1	45-1	74	53	5	38	100	5.0
2022-23	SLU	28-24	840/30.0	97-226	.429	10-38	.263	72-106	.679	108	116	224	8.0	84-1	118	98	6	95	276	9.9
TOTAL		**98-46**	**2230/22.8**	**161-427**	**.377**	**23-89**	**.258**	**131-201**	**.652**	**186**	**320**	**506**	**5.2**	**178-2**	**313**	**223**	**13**	**171**	**476**	**4.9**

MAJOR
Psychology

12 • SEVVAL GUL

Redshirt Junior • F • 6-4 • Istanbul, Turkey • Ferenhbace/Arizona

2021-22 • Redshirt Sophomore

• Saw action in 26 games, including 14 starts
• Recorded her first career double-double with 14 points and 11 rebounds against Davidson, including eight boards on the offensive glass
• Tallied 14 points and grabbed six rebounds against Northern Kentucky
• Posted 14 points, eight rebounds and two blocks in the win over Indiana State

2020-21 • Sophomore

• Joined the Billikens in January 2021
• Sat out due to eligibility purposes

2019-20 • Freshman (Arizona)

• Played in 16 games for Arizona in her freshman season
• Scored her first career points on Nov. 12 at Chicago State
• Had career highs with eight points and four rebounds vs. UC Riverside in 14 minutes

Prior to SLU

• Played for Ferenhbace, one of the best clubs in all of Europe
• Averaged 11 points and nine rebounds for the U18 Turkish National Team at the 2018 European Championships
• Played on the U20 team in the U20 European Championships
• Played for the U16 team in the 2015 European Championships

SEASON/CAREER HIGHS

POINTS
SEASON: 7 vs. SIUE 11/11/22
CAREER: 14, three times

FIELD GOALS
SEASON: 3, twice
CAREER: 7, twice

3-POINT FIELD GOALS
SEASON: N/A
CAREER: 1, three times

FREE THROWS MADE
SEASON: 1, twice
CAREER: 1, seven times

FREE THROWS ATTEMPTED
SEASON: 2, twice
CAREER: 2, eight times

REBOUNDS
SEASON: 3 at Duquesne, 1/18/23
CAREER: 11 vs. Davidson, 2/12/22

OFFENSIVE REBOUNDS
SEASON: 1, four times
CAREER: 8 vs. Davidson, 2/12/22

ASSISTS
SEASON: 1 at Missouri State, 11/15/22
CAREER: 3 vs. Prairie View, 11/20/19

BLOCKS
SEASON: 1, twice
CAREER: 2, three times

STEALS
SEASON: N/A
CAREER: 2 at SIUE, 12/9/21

MINUTES
SEASON: 17 at Missouri State, 11/15/22
CAREER: 34 vs. Indiana State, 11/14/21

2022-23 Game-by-Game Stats

				Total		3-Pointers		Free throws		Rebounds										
Opponent	Date	GS	MIN	FG-FGA	PCT	3FG-3FGA	PCT	FT-FTA	PCT	OFF	DEF	TOT	AVG	PF	A	TO	BLK	STL	PTS	AVG
at Indiana St.	11/07/2022		04:58	1-1	1.000	0-0	.000	0-0	.000	0	0	0	0.0	0	0	1	0	0	2	2.0
SIUE	11/11/2022		12:17	3-4	.750	0-0	.000	1-2	.500	1	1	2	1.0	2	0	2	0	0	7	4.5
at UNI	11/13/2022		04:46	0-1	.000	0-0	.000	0-0	.000	0	2	2	1.3	1	0	1	0	0	0	3.0
at Missouri St.	11/15/2022		17:27	3-5	.600	0-0	.000	0-0	.000	1	1	2	1.5	4	1	1	1	0	6	3.8
Green Bay	11/18/2022		04:54	1-2	.500	0-0	.000	0-0	.000	0	0	0	1.2	3	0	1	0	0	2	3.4
South Dakota	11/20/2022		00:52	0-0	.000	0-0	.000	0-0	.000	0	1	1	1.2	2	0	1	1	0	0	2.8
vs Baylor	11/25/2022		06:35	0-3	.000	0-0	.000	1-2	.500	0	0	0	1.0	2	0	0	0	0	1	2.6
vs Air Force	11/27/2022		04:15	1-2	.500	0-0	.000	0-0	.000	1	0	1	1.0	1	0	0	0	0	2	2.5
at Missouri	11/30/2022		02:43	1-3	.333	0-0	.000	0-0	.000	1	1	2	1.1	0	0	1	0	0	2	2.4
Illinois St.	12/03/2022		01:29	0-0	.000	0-0	.000	0-0	.000	0	0	0	1.0	2	0	0	0	0	0	2.2
at Ball St.	12/05/2022		04:35	0-0	.000	0-0	.000	0-0	.000	0	1	1	1.0	1	0	0	0	0	0	2.0
at Saint Joseph's	01/07/2023		04:23	0-3	.000	0-1	.000	0-0	.000	0	0	0	0.9	0	0	0	0	0	0	1.8
at Duquesne	01/18/2023		06:17	2-3	.667	0-0	.000	0-0	.000	0	3	3	1.1	1	0	1	0	0	4	2.0
Totals		**0**	**75:30**	**12-27**	**.444**	**0-1**	**.000**	**2-4**	**.500**	**4**	**10**	**14**	**1.1**	**19**	**1**	**9**	**2**	**0**	**26**	**2.0**

				Field Goals		3-Point		F-Throws		Rebounds									Scoring	
SEASON	TEAM	GP-GS	MIN/AVG	FG-FGA	FG%	3FG-3FGA	3FG%	FT-FTA	FT%	OFF	DEF	TOT	AVG	PF-FO	A	TO	BLK	STL	PTS	AVG
2019-20	UA	16-0	110/6.9	13-27	.481	0-3	.000	0-2	.000	7	16	23	1.4	17-0	7	9	1	1	26	1.6
2021-22	SLU	26-14	437/16.8	66-167	.395	3-25	.120	5-10	.500	29	65	94	3.6	39-0	12	37	10	9	140	5.4
2022-23	SLU	13-0	76/5.8	12-27	.444	0-1	.000	2-4	.500	4	10	14	1.1	19-0	1	9	2	0	26	2.0
TOTAL FOR SLU		**39-14**	**512/13.1**	**78-194**	**.402**	**3-26**	**.115**	**7-14**	**.500**	**33**	**75**	**108**	**2.8**	**58-0**	**13**	**46**	**12**	**9**	**166**	**4.3**
TOTAL		**55-14**	**622/11.3**	**91-221**	**.412**	**3-29**	**.103**	**7-16**	**.438**	**40**	**91**	**131**	**2.4**	**75-0**	**20**	**55**	**13**	**10**	**192**	**3.5**

MAJOR
Health Sciences

SEASON/CAREER HIGHS

POINTS
SEASON: N/A
CAREER: *Same as season high

FIELD GOALS
SEASON: N/A
CAREER: *Same as season high

3-POINT FIELD GOALS
SEASON: N/A
CAREER: *Same as season high

FREE THROWS MADE
SEASON: N/A
CAREER: *Same as season high

FREE THROWS ATTEMPTED
SEASON: N/A
CAREER: *Same as season high

REBOUNDS
SEASON: N/A
CAREER: *Same as season high

OFFENSIVE REBOUNDS
SEASON: N/A
CAREER: *Same as season high

ASSISTS
SEASON: N/A
CAREER: *Same as season high

BLOCKS
SEASON: N/A
CAREER: *Same as season high

STEALS
SEASON: N/A
CAREER: *Same as season high

MINUTES
SEASON: N/A
CAREER: *Same as season high

15 • ASHLEIGH CONNOR

Freshman • G • 5-11 • Pittsburgh, Pa. • Mount Lebanon

Prep

- Scored 1,776 points in her career
- Connected on 164 treys on a .407 shooting percentage
- Shot 80 percent from the charity stripe
- Averaged 4.2 assists and 7.5 rebounds
- Three-time All-State first team selection
- Pittsburgh Post Gazette Player of the Year
- WPIAL Fab 5 Player
- Almanac Pre-Season and Post-Season Player of the Year
- Finalist for Miss PA Basketball
- Four-time All-Section and All-Conference
- WPIAL 6A Champions 2022
- PIAA State Championship Runner Up 2022
- Four-time Big 56 selection
- Two-year team captain

2022-23 Game-by-Game Stats

MAJOR
Sociology

SEASON/CAREER HIGHS

POINTS
SEASON: 1 vs. George Mason, 2/1/23
CAREER: 17 at Tarleton State, 2/19/22

FIELD GOALS
SEASON: N/A
CAREER: 7 at Tarleton State, 2/19/22

3-POINT FIELD GOALS
SEASON: N/A
CAREER: N/A

FREE THROWS MADE
SEASON: 1 vs. George Mason, 2/1/23
CAREER: 3 at Tarleton State, 2/19/22

FREE THROWS ATTEMPTED
SEASON: 2 vs. George Mason, 2/1/23
CAREER: 8 at Tarleton State, 2/19/22

REBOUNDS
SEASON: 2, twice
CAREER: 15 at Utah Valley, 1/27/22

OFFENSIVE REBOUNDS
SEASON: 1, three times
CAREER: 9 at Utah Valley, 1/27/22

ASSISTS
SEASON: N/A
CAREER: 1, five times

BLOCKS
SEASON: 1, three times
CAREER: 3 at Grand Canyon, 2/24/22

STEALS
SEASON: 1 vs. Dayton, 1/15/23
CAREER: 3 vs. California Baptist, 3/2/22

MINUTES
SEASON: 9 vs. Dayton, 1/15/23
CAREER: 32 vs. California Baptist, 3/2/22

21 • NAFATOUMATA HAIDARA

Senior • F • 6-5 • Bamako, Mali • Largo/Chicago State

2021-22 • Junior (Chicago State)

- Played in 25 games and started in seven
- Totaled 335 minutes on the season
- Blocked 16 shots, second-most on CSU
- Averaged 2.9 points and 3.5 rebounds per game
- Snagged Division I career-high 15 rebounds at Utah Valley
- Posted first Division I double-double, 17 points and 11 rebounds, at Tarleton

2020-21 • Sophomore (Hutchinson)

- Appeared in 24 games
- Scored 5.9 points per game on 48.7 percent shooting
- Scored in double figures four times
- Snagged six rebounds per game
- Part of a Hutchinson team that won the Jayhawk West Conference

2020-21 • Freshman (Hutchinson)

- Appeared in 23 games
- Scored 7.5 points per contest while shooting above 50 percent from the field

2022-23 Game-by-Game Stats

				Total		3-Pointers		Free throws		Rebounds										
Opponent	Date	GS	MIN	FG-FGA	PCT	3FG-3FGA	PCT	FT-FTA	PCT	OFF	DEF	TOT	AVG	PF	A	TO	BLK	STL	PTS	AVG
Dayton	01/15/2023		09:13	0-0	.000	0-0	.000	0-0	.000	1	1	2	2.0	1	0	2	1	1	0	0.0
at Duquesne	01/18/2023		03:42	0-0	.000	0-0	.000	0-0	.000	0	2	2	2.0	0	0	0	0	0	0	0.0
at Davidson	01/25/2023		01:37	0-0	.000	0-0	.000	0-0	.000	1	0	1	1.7	0	0	1	0	0	0	0.0
George Mason	02/01/2023		03:14	0-0	.000	0-0	.000	1-2	.500	1	0	1	1.5	2	0	1	1	0	1	0.3
at Dayton	02/08/2023		00:57	0-0	.000	0-0	.000	0-0	.000	0	0	0	1.2	1	0	1	0	0	0	0.2
George Washington	02/11/2023		05:30	0-0	.000	0-0	.000	0-0	.000	0	1	1	1.2	0	0	0	1	0	0	0.2
Totals		**0**	**24:13**	**0-0**	**.000**	**0-0**	**.000**	**1-2**	**.500**	**3**	**4**	**7**	**1.2**	**4**	**0**	**5**	**3**	**1**	**1**	**0.2**

				Field Goals		3-Point		F-Throws		Rebounds									Scoring	
SEASON	TEAM	GP-GS	MIN/AVG	FG-FGA	FG%	3FG-3FGA	3FG%	FT-FTA	FT%	OFF	DEF	TOT	AVG	PF-FO	A	TO	BLK	STL	PTS	AVG
2021-22	CSU	25-7	327/13.1	33-68	.485	0-0	.000	7-36	.194	37	59	96	3.8	41-0	5	27	16	6	73	2.9
2022-23	SLU	6-0	24/4.0	0-0	.000	0-0	.000	1-2	.500	3	4	7	1.2	4-0	0	5	3	1	1	0.2
TOTAL FOR SLU		**6-0**	**24/4.0**	**0-0**	**.000**	**0-0**	**.000**	**1-2**	**.500**	**3**	**4**	**7**	**1.2**	**4-0**	**0**	**5**	**3**	**1**	**1**	**0.2**
TOTAL		**31-7**	**351/11.3**	**33-68**	**.485**	**0-0**	**.000**	**8-38**	**.211**	**40**	**63**	**103**	**3.3**	**45-0**	**5**	**32**	**19**	**7**	**74**	**2.4**

MAJOR
Business Administration

SEASON/CAREER HIGHS

POINTS
SEASON: 13 at Memphis, 12/17/22
CAREER: *Same as season high

FIELD GOALS
SEASON: 5, three times
CAREER: *Same as season high

3-POINT FIELD GOALS
SEASON: 1, six times
CAREER: *Same as season high

FREE THROWS MADE
SEASON: 5, twice
CAREER: *Same as season high

FREE THROWS ATTEMPTED
SEASON: 6 at Memphis, 12/17/22
CAREER: *Same as season high

REBOUNDS
SEASON: 8 vs. Loyola Chicago, 12/28/22
CAREER: *Same as season high

OFFENSIVE REBOUNDS
SEASON: 4, three times
CAREER: *Same as season high

ASSISTS
SEASON: 3 vs. Rhode Island, 1/12/23
CAREER: *Same as season high

BLOCKS
SEASON: 1, four times
CAREER: *Same as season high

STEALS
SEASON: 3 at Missouri, 11/30/22
CAREER: *Same as season high

MINUTES
SEASON: 29 vs. Rhode Island, 1/12/23
CAREER: *Same as season high

22 • MIA NICASTRO

Freshman • G/F • 6-2 • St. Charles, Mo. • St. Charles West

2022-23 • Freshman

- Tallied 11 points and five rebounds to help defeat St. Bonaventure
- Named A-10 Rookie of the Week for a second consecutive Week on Dec. 27
- Had 12 points and six boards in the win over Southern Illinois
- Named the A-10 Rookie of the Week on Dec. 19
- Collected 13 points, four rebounds and a steal at Memphis
- Connected on all five attempts from the free throw line, finishing with nine points at Ball State
- Swiped three steals at Missouri
- Grabbed six boards against Belmont, her first collegiate start
- Recorded 12 points and seven rebounds against No. 21 Baylor
- Posted six points, four rebounds, one block and a steal at Missouri State
- Registered her first collegiate points on a bucket in the win over SIUE

Prep

- Two-time Gateway Athletic Conference North champion
- Two-time Gateway Athletic Conference North Player of the Year
- Member of the 1,000-point club
- Averaged 21.2 points and 8.9 rebounds as a junior
- Also earned four letters in volleyball

2022-23 Game-by-Game Stats

				Total		3-Pointers		Free throws		Rebounds										
Opponent	Date	GS	MIN	FG-FGA	PCT	3FG-3FGA	PCT	FT-FTA	PCT	OFF	DEF	TOT	AVG	PF	A	TO	BLK	STL	PTS	AVG
at Indiana St.	11/07/2022		01:49	0-0	.000	0-0	.000	0-0	.000	0	1	1	1.0	0	0	0	0	0	0	0.0
SIUE	11/11/2022		03:33	1-2	.500	0-0	.000	0-0	.000	1	2	3	2.0	0	0	0	0	0	2	1.0
at Missouri St.	11/15/2022		19:11	2-5	.400	1-3	.333	1-2	.500	3	1	4	2.7	1	1	2	1	1	6	2.7
Green Bay	11/18/2022		06:13	0-1	.000	0-1	.000	0-0	.000	0	1	1	2.3	0	0	0	0	0	0	2.0
South Dakota	11/20/2022		07:15	0-0	.000	0-0	.000	0-0	.000	1	0	1	2.0	2	1	0	0	0	0	1.6
vs Baylor	11/25/2022		19:18	5-8	.625	0-3	.000	2-2	1.000	4	3	7	2.8	0	0	2	0	1	12	3.3
vs Belmont	11/26/2022	*	18:53	1-4	.250	0-2	.000	0-0	.000	0	6	6	3.3	1	0	1	0	1	2	3.1
vs Air Force	11/27/2022	*	16:29	2-5	.400	0-3	.000	0-0	.000	0	5	5	3.5	4	1	1	0	1	4	3.3
at Missouri	11/30/2022	*	12:49	0-2	.000	0-1	.000	0-0	.000	0	1	1	3.2	0	0	2	0	3	0	2.9
Illinois St.	12/03/2022		05:05	0-0	.000	0-0	.000	0-0	.000	1	1	2	3.1	0	0	1	0	0	0	2.6
at Ball St.	12/05/2022		14:42	2-5	.400	0-2	.000	5-5	1.000	2	1	3	3.1	4	0	0	0	0	9	3.2
Wichita St.	12/08/2022		17:54	3-7	.429	0-3	.000	2-4	.500	2	4	6	3.3	2	0	0	0	2	8	3.6
at Memphis	12/17/2022		21:44	4-7	.571	0-0	.000	5-6	.833	0	4	4	3.4	4	0	2	0	1	13	4.3
Southern Ill.	12/21/2022	*	21:45	5-7	.714	1-1	1.000	1-2	.500	2	4	6	3.6	3	0	1	1	0	12	4.9
Loyola Chicago	12/28/2022	*	25:34	2-9	.222	0-2	.000	1-2	.500	4	4	8	3.9	2	0	2	0	1	5	4.9
at VCU	01/01/2023	*	25:22	3-8	.375	0-1	.000	1-2	.500	3	4	7	4.1	2	0	2	0	2	7	5.0
at Saint Joseph's	01/07/2023	*	24:20	5-12	.417	1-4	.250	0-0	.000	2	4	6	4.2	3	1	1	0	1	11	5.4
Rhode Island	01/12/2023	*	29:01	4-9	.444	0-2	.000	0-0	.000	0	2	2	4.1	2	3	1	0	2	8	5.5
Dayton	01/15/2023	*	23:04	2-5	.400	0-1	.000	4-4	1.000	2	2	4	4.1	3	1	1	1	1	8	5.6
at Duquesne	01/18/2023	*	18:28	2-4	.500	0-0	.000	2-2	1.000	2	4	6	4.2	3	1	0	0	1	6	5.7
at Davidson	01/25/2023	*	24:31	4-7	.571	1-2	.500	1-1	1.000	2	4	6	4.2	2	0	0	0	1	10	5.9
Fordham	01/28/2023	*	17:20	2-4	.500	0-1	.000	0-0	.000	0	2	2	4.1	1	0	2	0	0	4	5.8
George Mason	02/01/2023	*	19:03	3-7	.429	1-3	.333	1-2	.500	4	2	6	4.2	2	1	1	0	0	8	5.9
at St. Bonaventure	02/05/2023	*	19:54	4-9	.444	0-3	.000	3-3	1.000	2	3	5	4.3	0	0	1	0	0	11	6.1
at Dayton	02/08/2023	*	12:32	1-4	.250	0-1	.000	0-0	.000	1	2	3	4.2	1	0	0	0	0	2	5.9
George Washington	02/11/2023	*	09:36	2-3	.667	0-1	.000	0-0	.000	1	4	5	4.2	1	0	3	0	0	4	5.8
at Richmond	02/15/2023	*	23:00	2-9	.222	1-2	.500	0-0	.000	3	4	7	4.3	3	1	1	1	0	5	5.8
Totals		**17**	**458:26**	**61-143**	**.427**	**6-42**	**.143**	**29-37**	**.784**	**42**	**75**	**117**	**4.3**	**46**	**11**	**27**	**4**	**19**	**157**	**5.8**

				Field Goals		3-Point		F-Throws		Rebounds									Scoring	
SEASON	TEAM	GP-GS	MIN/AVG	FG-FGA	FG%	3FG-3FGA	3FG%	FT-FTA	FT%	OFF	DEF	TOT	AVG	PF-FO	A	TO	BLK	STL	PTS	AVG
2022-23	SLU	27-17	458/17.0	61-143	.427	6-42	.143	29-37	.784	42	75	117	4.3	46-0	11	27	4	19	157	5.8
TOTAL		**27-17**	**458/17.0**	**61-143**	**.427**	**6-42**	**.143**	**29-37**	**.784**	**42**	**75**	**117**	**4.3**	**46-0**	**11**	**27**	**4**	**19**	**157**	**5.8**

MAJOR
Health Sciences

24 ▪ KILEY BESS

Junior • G • 6-0 • Poplar Bluff, Mo. • Poplar Bluff

2022-23 ▪ Junior

• Went 3-of-4 from the arc for nine points in the win over St. Bonaventure

2021-22 ▪ Sophomore

• Played in 16 games before going down with a season-ending injury in early February
• Her 18 points and six field goals at SEMO were career highs
• Connected on three or more 3-pointers in three contests
• Scored 10 fourth-quarter points, including two treys, against Northern Kentucky
• Knocked down four 3-pointers in the win at Illinois-Chicago
• A-10 Commissioner's Honor Roll

2020-21 ▪ Freshman

• Played in eight games
• Collected one assist in three minutes of action in her Billiken debut against Memphis
• Recorded her first collegiate point in the Billikens conference opener against Fordham
• Grabbed one rebound in a win at Saint Joseph's
• A-10 Commissioner's Honor Roll

Prep

• Earned four basketball letters, four volleyball letters and one soccer letter
• Named to the All-State team (junior and senior)
• Earned All-Conference and All-District honors all four years
• Named the Conference Player of the Year (junior and senior)
• McDonald's All-America Nominee (senior)
• Poplar Bluff High School Girl's all-time leading scorer (2,301 points)
• Poplar Bluff most points scored in a game (50 points)
• Conference, District and Sectional champion her senior season
• Gene Bess (grandfather) is college basketball's all-time winningest coach (1,300 wins)

SEASON/CAREER HIGHS

POINTS
SEASON: 9 at St. Bonaventure, 2/5/23
CAREER: 18 at SEMO, 12/3/21

FIELD GOALS
SEASON: 3 at St. Bonaventure, 2/5/23
CAREER: 6 at SEMO, 12/3/21

3-POINT FIELD GOALS
SEASON: 3 at St. Bonaventure, 2/5/23
CAREER: 4 at Illinois-Chicago, 12/18/21

FREE THROWS MADE
SEASON: 2 at Richmond, 2/15/23
CAREER: 3 at SEMO, 12/18/21

FREE THROWS ATTEMPTED
SEASON: 2 at Richmond, 2/15/23
CAREER: 4, twice

REBOUNDS
SEASON: 3 at St. Bonaventure, 2/5/23
CAREER: 6 at SEMO, 12/3/21

OFFENSIVE REBOUNDS
SEASON: 1 at St. Bonaventure, 2/5/23
CAREER: 4 at SEMO, 12/3/21

ASSISTS
SEASON: 1 at Ball State, 12/3/22
CAREER: 2, three times

BLOCKS
SEASON: N/A
CAREER: 1 vs. Duquesne, 1/22/22

STEALS
SEASON: 2 at Saint Joseph's, 1/7/23
CAREER: 3 at Dayton, 1/16/22

MINUTES
SEASON: 21 at St. Bonaventure, 2/5/23
CAREER: 43 vs. St. Bonaventure

2022-23 Game-by-Game Stats

				Total		3-Pointers		Free throws		Rebounds										
Opponent	Date	GS	MIN	FG-FGA	PCT	3FG-3FGA	PCT	FT-FTA	PCT	OFF	DEF	TOT	AVG	PF	A	TO	BLK	STL	PTS	AVG
at Ball St.	12/05/2022		09:23	0-2	.000	0-2	.000	0-0	.000	0	1	1	1.0	1	1	1	0	0	0	0.0
at Memphis	12/17/2022		00:01	0-0	.000	0-0	.000	0-0	.000	0	0	0	0.5	0	0	0	0	0	0	0.0
Loyola Chicago	12/28/2022		01:36	0-1	.000	0-1	.000	0-0	.000	0	0	0	0.3	0	0	0	0	0	0	0.0
at Saint Joseph's	01/07/2023		02:00	0-2	.000	0-1	.000	0-0	.000	0	0	0	0.3	0	0	0	0	1	0	0.0
at St. Bonaventure	02/05/2023		21:07	3-4	.750	3-4	.750	0-0	.000	1	2	3	0.8	0	0	0	0	0	9	1.8
at Dayton	02/08/2023		01:35	1-1	1.000	1-1	1.000	0-0	.000	0	0	0	0.7	0	0	0	0	0	3	2.0
George Washington	02/11/2023		02:58	0-1	.000	0-1	.000	0-0	.000	0	0	0	0.6	0	0	0	0	0	0	1.7
at Richmond	02/15/2023		03:12	0-1	.000	0-1	.000	2-2	1.000	0	0	0	0.5	0	0	0	0	0	2	1.8
Totals		**0**	**41:53**	**4-12**	**.333**	**4-11**	**.364**	**2-2**	**1.000**	**1**	**3**	**4**	**0.5**	**1**	**1**	**1**	**0**	**1**	**14**	**1.8**

				Field Goals		3-Point		F-Throws		Rebounds									Scoring	
SEASON	TEAM	GP-GS	MIN/AVG	FG-FGA	FG%	3FG-3FGA	3FG%	FT-FTA	FT%	OFF	DEF	TOT	AVG	PF-FO	A	TO	BLK	STL	PTS	AVG
2020-21	SLU	8-0	13/1.7	0-3	.000	0-1	.000	1-2	.500	0	1	1	0.1	2-0	1	0	0	0	1	0.1
2021-22	SLU	16-1	391/24.4	35-94	.372	22-68	.324	12-18	.667	8	45	53	3.3	27-0	13	15	1	17	104	6.5
2022-23	SLU	8-0	42/5.2	4-12	.333	4-11	.364	2-2	1.000	1	3	4	0.5	1-0	1	1	0	1	14	1.8
TOTAL		**32-1**	**446/13.9**	**39-109**	**.358**	**26-80**	**.325**	**15-22**	**.682**	**9**	**49**	**58**	**1.8**	**30-0**	**15**	**16**	**1**	**18**	**119**	**3.7**

MAJOR
Entrepreneurship

32 ▪ PEYTON KENNEDY

Junior • F • 5-11• Rockford, Ill. • Boylan Catholic

2022-23 ▪ Junior

• 17 and 16 points off the bench in wins over Fordham and St. Bonaventure, respectively
• Career-best 25 points and nine field goals against Wichita State
• Went 6-6 from the free throw line in the win over Illinois State, helping the Billikens to a program-record 18-18 from the charity stripe
• 11 points and five rebounds against No. 21 Baylor
• Sank a career-best five free throws against South Dakota, posting nine points and four rebounds.
• Registered 11 points and seven rebounds, including five on the offensive glass, at UNI

2021-22 ▪ Sophomore

• Posted career bests of 19 points and nine rebounds in the win over Saint Joseph's
• Averaged 11.8 points, 7.0 rebounds and 33.8 minutes over the final six games of the regular season
• Tallied 14 points at George Washington
• Posted 17 points and seven field goals at SIUE
• A-10 Commissioner's Roll

2020-21 ▪ Freshman

• Nailed four 3-pointers en route to 15 points and nine rebounds in her Billiken debut against Memphis
• Went a perfect 4-for-4 from the free throw line against UMass, adding one rebound and one assist
• Netted two points and grabbed three rebounds in a game against UMass
• Blocked two shots and pulled down three rebounds in 12 minutes of action at St. Bonaventure
• A-10 Commissioner's Honor Roll.

Prep

• Earned four basketball letters and two track and field letters
• Named to the All-Conference team (senior and sophomore)
• Named to the All-State team (senior)
• Track and field All-Conference (freshman and sophomore)

SEASON/CAREER HIGHS

POINTS
SEASON: 25 vs. Wichita State, 12/8/22
CAREER: 25 vs. Wichita State, 12/8/22

FIELD GOALS
SEASON: 9 vs. Wichita State, 12/8/22
CAREER: 9 vs. Wichita State, 12/8/22

3-POINT FIELD GOALS
SEASON: 4 vs. Wichita State, 12/8/22
CAREER: 4, twice

FREE THROWS MADE
SEASON: 6 vs. Illinois State, 12/3/22
CAREER: 6 vs. Illinois State, 12/3/22

FREE THROWS ATTEMPTED
SEASON: 6, three times
CAREER: 7 vs. Memphis, 12/4/20

REBOUNDS
SEASON: 9 at St. Bonaventure, 2/5/23
CAREER: 9, three times

OFFENSIVE REBOUNDS
SEASON: 5, three times
CAREER: 5, four times

ASSISTS
SEASON: 4 at Dayton, 2/8/23
CAREER: 4 at Dayton, 2/8/23

BLOCKS
SEASON: 1, three times
CAREER: 2 at St. Bonaventure, 1/29/21

STEALS
SEASON: 3, twice
CAREER: 3, twice

MINUTES
SEASON: 29 at Dayton, 2/8/23
CAREER: 38 vs. Saint Joseph's, 2/16/22

2022-23 Game-by-Game Stats

				Total		3-Pointers		Free throws		Rebounds										
Opponent	Date	GS	MIN	FG-FGA	PCT	3FG-3FGA	PCT	FT-FTA	PCT	OFF	DEF	TOT	AVG	PF	A	TO	BLK	STL	PTS	AVG
at Indiana St.	11/07/2022		11:37	1-3	.333	0-1	.000	1-1	1.000	3	5	8	8.0	3	2	0	0	0	3	3.0
SIUE	11/11/2022		16:15	5-7	.714	1-2	.500	0-0	.000	2	0	2	5.0	3	1	1	1	3	11	7.0
at UNI	11/13/2022		18:56	3-12	.250	1-3	.333	4-4	1.000	5	2	7	5.7	2	0	2	0	2	11	8.3
at Missouri St.	11/15/2022		06:32	0-1	.000	0-0	.000	0-0	.000	0	0	0	4.3	0	0	0	0	0	0	6.3
Green Bay	11/18/2022		09:00	1-1	1.000	0-0	.000	0-0	.000	1	1	2	3.8	0	1	1	0	0	2	5.4
South Dakota	11/20/2022		12:09	2-3	.667	0-0	.000	5-5	1.000	1	3	4	3.8	2	1	0	0	0	9	6.0
vs Baylor	11/25/2022		19:29	5-12	.417	1-3	.333	0-0	.000	4	1	5	4.0	2	1	2	0	0	11	6.7
vs Belmont	11/26/2022		11:08	1-5	.200	0-1	.000	2-2	1.000	3	3	6	4.3	3	0	1	0	0	4	6.4
vs Air Force	11/27/2022		15:10	2-3	.667	0-1	.000	0-0	.000	1	6	7	4.6	4	0	1	0	0	4	6.1
at Missouri	11/30/2022		20:05	4-9	.444	1-4	.250	0-0	.000	1	3	4	4.5	3	0	2	1	0	9	6.4
Illinois St.	12/03/2022	*	18:06	2-6	.333	0-1	.000	6-6	1.000	1	2	3	4.4	2	0	0	0	1	10	6.7
at Ball St.	12/05/2022	*	10:02	0-0	.000	0-0	.000	1-2	.500	0	2	2	4.2	0	1	2	0	0	1	6.3
Wichita St.	12/08/2022		26:32	9-16	.563	4-8	.500	3-6	.500	1	3	4	4.2	4	2	0	0	1	25	7.7
at Memphis	12/17/2022	*	14:07	3-6	.500	1-2	.500	0-0	.000	1	0	1	3.9	4	0	3	0	0	7	7.6
Southern Ill.	12/21/2022		20:53	4-12	.333	2-4	.500	2-2	1.000	3	2	5	4.0	2	0	0	0	3	12	7.9
Loyola Chicago	12/28/2022		10:30	1-6	.167	0-1	.000	1-2	.500	5	1	6	4.1	3	0	0	0	0	3	7.6
at VCU	01/01/2023		12:28	2-4	.500	0-1	.000	2-2	1.000	1	1	2	4.0	2	0	0	0	0	6	7.5
Rhode Island	01/12/2023		13:35	3-4	.750	0-0	.000	1-1	1.000	1	2	3	3.9	2	1	3	0	0	7	7.5
Dayton	01/15/2023		10:29	4-6	.667	1-1	1.000	0-0	.000	0	2	2	3.8	1	1	0	0	2	9	7.6
at Duquesne	01/18/2023		12:59	2-5	.400	0-1	.000	0-0	.000	3	2	5	3.9	2	0	1	0	1	4	7.4
at Davidson	01/25/2023		08:04	2-4	.500	0-0	.000	0-0	.000	1	0	1	3.8	2	1	1	0	1	4	7.2
Fordham	01/28/2023		26:51	6-10	.600	0-1	.000	5-5	1.000	1	4	5	3.8	4	0	4	0	2	17	7.7
George Mason	02/01/2023		20:57	2-7	.286	0-2	.000	5-6	.833	2	4	6	3.9	3	0	0	0	2	9	7.7
at St. Bonaventure	02/05/2023		28:14	5-8	.625	1-2	.500	5-5	1.000	4	5	9	4.1	1	2	0	0	0	16	8.1
at Dayton	02/08/2023		28:39	4-8	.500	1-3	.333	2-2	1.000	5	2	7	4.2	2	4	1	0	2	11	8.2
George Washington	02/11/2023		28:09	5-11	.455	3-7	.429	0-0	.000	0	4	4	4.2	1	0	2	1	0	13	8.4
at Richmond	02/15/2023		18:31	4-7	.571	0-2	.000	0-0	.000	3	0	3	4.2	1	2	1	0	0	8	8.4
Totals		**3**	**449:27**	**82-176**	**.466**	**17-51**	**.333**	**45-51**	**.882**	**53**	**60**	**113**	**4.2**	**58**	**20**	**28**	**3**	**20**	**226**	**8.4**

				Field Goals		3-Point		F-Throws		Rebounds									Scoring	
SEASON	TEAM	GP-GS	MIN/AVG	FG-FGA	FG%	3FG-3FGA	3FG%	FT-FTA	FT%	OFF	DEF	TOT	AVG	PF-FO	A	TO	BLK	STL	PTS	AVG
2020-21	SLU	14-0	91/6.5	4-35	.114	4-22	.182	9-13	.692	9	12	21	1.5	16-1	4	8	3	2	21	1.5
2021-22	SLU	25-12	495/19.8	49-135	.363	8-55	.145	32-44	.727	31	53	84	3.4	50-0	27	42	6	12	138	5.5
2022-23	SLU	27-3	449/16.6	82-176	.466	17-51	.333	45-51	.882	53	60	113	4.2	58-0	20	28	3	20	226	8.4
TOTAL		**66-15**	**1036/15.7**	**135-346**	**.390**	**29-128**	**.227**	**86-108**	**.796**	**93**	**125**	**218**	**3.3**	**124-1**	**51**	**78**	**12**	**34**	**385**	**5.8**

MAJOR
Civil Engineering

34 • SARAH LAZAR

Sophomore • F • 6-3 • Madison, Wis. • Edgewood

2021-22 • Freshman

• Played in 19 games and made one start
• Season highs: seven points, three made free throws, four free-throw attempts, two steals and 32 minutes vs. Saint Joseph's; two field goals vs. two opponents; one 3-pointer vs. two opponents; three rebounds vs. two opponents; one offensive rebound vs. two opponents; one assist vs. two opponents; one block at George Washington
• Collected seven points, two steals and one rebound against Saint Joseph's
• Posted her first collegiate point on a free throw against Florida
• Recorded her first career field goal on her way to three points, three rebounds and one block at George Washington
• Nailed a three-pointer in the win at George Mason
• A-10 Commissioner's Honor Roll

Prep

• Named All-State first team, All-Conference first team and All-Area honorable mention for the 2019-20 season.
• Four-year varsity starter who shot 56 percent from the floor last season, averaging 11.7 points and 1.5 blocks in her junior campaign.
• Her 43 blocked shots as a sophomore ranked second in the conference.

SEASON/CAREER HIGHS

POINTS
SEASON: 2 vs. SIUE, 11/11/22
CAREER: 7 vs. Saint Joseph's, 2/16/22

FIELD GOALS
SEASON: 1 vs. SIUE, 11/11/22
CAREER: 2, twice

3-POINT FIELD GOALS
SEASON: N/A
CAREER: 1, twice

FREE THROWS MADE
SEASON: N/A
CAREER: 3 vs. Saint Joseph's, 2/16/22

FREE THROWS ATTEMPTED
SEASON: N/A
CAREER: 4 vs. Saint Joseph's, 2/16/22

REBOUNDS
SEASON: 1 vs. SIUE, 11/11/22
CAREER: 3, twice

OFFENSIVE REBOUNDS
SEASON: N/A
CAREER: 1, twice

ASSISTS
SEASON: 1 vs. SIUE, 11/11/22
CAREER: 1, twice

BLOCKS
SEASON: N/A
CAREER: 1 at George Washington, 2/14/22

STEALS
SEASON: N/A
CAREER: 2 vs. Saint Joseph's, 2/16/22

MINUTES
SEASON: 4 vs. SIUE, 11/11/22
CAREER: 32 vs. Saint Joseph's, 2/16/22

2022-23 Game-by-Game Stats

				Total		3-Pointers		Free throws		Rebounds										
Opponent	Date	GS	MIN	FG-FGA	PCT	3FG-3FGA	PCT	FT-FTA	PCT	OFF	DEF	TOT	AVG	PF	A	TO	BLK	STL	PTS	AVG
SIUE	11/11/2022		04:06	1-1	1.000	0-0	.000	0-0	.000	0	1	1	1.0	1	1	0	0	0	2	2.0
vs Baylor	11/25/2022		01:30	0-0	.000	0-0	.000	0-0	.000	0	0	0	0.5	0	0	0	0	0	0	1.0
vs Air Force	11/27/2022		01:04	0-0	.000	0-0	.000	0-0	.000	0	0	0	0.3	0	0	0	0	0	0	0.7
at Ball St.	12/05/2022		01:35	0-0	.000	0-0	.000	0-0	.000	0	0	0	0.3	0	0	0	0	0	0	0.5
Totals		**0**	**08:15**	**1-1**	**1.000**	**0-0**	**.000**	**0-0**	**.000**	**0**	**1**	**1**	**0.3**	**1**	**1**	**0**	**0**	**0**	**2**	**0.5**

				Field Goals		3-Point		F-Throws		Rebounds									Scoring	
SEASON	TEAM	GP-GS	MIN/AVG	FG-FGA	FG%	3FG-3FGA	3FG%	FT-FTA	FT%	OFF	DEF	TOT	AVG	PF-FO	A	TO	BLK	STL	PTS	AVG
2021-22	SLU	19-1	147/7.7	6-26	.231	2-18	.111	5-8	.625	2	10	12	0.6	8-0	2	9	1	4	19	1.0
2022-23	SLU	4-0	8/2.1	1-1	1.000	0-0	.000	0-0	.000	0	1	1	0.3	1-0	1	0	0	0	2	0.5
TOTAL		**23-1**	**155/6.8**	**7-27**	**.259**	**2-18**	**.111**	**5-8**	**.625**	**2**	**11**	**13**	**0.6**	**9-0**	**3**	**9**	**1**	**4**	**21**	**0.9**

MAJOR
Economics

35 ▪ BRI JOHNS

Junior • G/F • 5-11 • Alexandria, Va. • Thomas Edison/Longwood

2022-23 ▪ Junior

• Tied a career high again with four 3-pointers at Ball State
• Tied a career high with four 3-pointers at Missouri
• Drained three treys on her way to nine points against Green Bay

2021-22 ▪ Sophomore (Longwood)

• Saw action in 34 games, including starting the final 24 contests
• Averaged 4.5 points, 3.3 rebounds and 18.2 minutes
• Helped the Lancers to a Big South Conference championship and their first victory in an NCAA Tournament game

2020-21 ▪ Freshman (SEMO)

• Saw action in five contests
• Grabbed three rebounds and dished out two assists

Prep

• Named First-Team All-State and Third-Team All-Met as a senior
• District and Region Player of the Year and earned a spot on the All-Defensive team
• 2020 State Champion
• All-District in all four years of high school
• Averaged 15.1 points and 8.9 boards as a senior, while grabbing 3.1 steals and blocking 2.0 shots per game
• Averaged 11.4 points and 5.4 rebounds as a junior
• Played on Elevate Elite AAU

SEASON/CAREER HIGHS

POINTS
SEASON: 12 at Missouri, 11/30/22
CAREER: 16 at Presbyterian, 1/1/22

FIELD GOALS
SEASON: 4, twice
CAREER: 6 at Presbyterian, 1/1/22

3-POINT FIELD GOALS
SEASON: 4, twice
CAREER: 4, three times

FREE THROWS MADE
SEASON: 4 vs. Loyola Chicago, 12/28/22
CAREER: 4 vs. Loyola Chicago, 12/28/22

FREE THROWS ATTEMPTED
SEASON: 4 vs. Loyola Chicago, 12/28/22
CAREER: 4 vs. Loyola Chicago, 12/28/22

REBOUNDS
SEASON: 6 at Saint Joseph's, 1/7/23
CAREER: 8, three times

OFFENSIVE REBOUNDS
SEASON: 3 at Saint Joseph's, 1/7/23
CAREER: 3, twice

ASSISTS
SEASON: 3 at Ball State, 12/3/22
CAREER: 4, twice

BLOCKS
SEASON: 2, twice
CAREER: 3, twice

STEALS
SEASON: 2 vs. SIUE, 11/11/22
CAREER: 3 vs. Presbyterian, 2/19/22

MINUTES
SEASON: 30 at Indiana State, 11/7/22
CAREER: 30 at Indiana State, 11/7/22

2022-23 Game-by-Game Stats

				Total		3-Pointers		Free throws		Rebounds										
Opponent	Date	GS	MIN	FG-FGA	PCT	3FG-3FGA	PCT	FT-FTA	PCT	OFF	DEF	TOT	AVG	PF	A	TO	BLK	STL	PTS	AVG
at Indiana St.	11/07/2022	*	30:22	1-6	.167	0-4	.000	0-0	.000	1	1	2	2.0	3	1	0	1	1	2	2.0
SIUE	11/11/2022	*	21:25	0-2	.000	0-1	.000	0-0	.000	2	3	5	3.5	1	0	0	2	2	0	1.0
at UNI	11/13/2022	*	25:39	2-10	.200	1-6	.167	1-2	.500	1	1	2	3.0	2	0	0	0	0	6	2.7
at Missouri St.	11/15/2022	*	08:56	0-1	.000	0-1	.000	0-0	.000	0	1	1	2.5	2	1	2	0	1	0	2.0
Green Bay	11/18/2022		25:39	3-4	.750	3-4	.750	0-0	.000	0	1	1	2.2	3	2	1	1	0	9	3.4
South Dakota	11/20/2022		14:59	0-2	.000	0-2	.000	0-0	.000	1	1	2	2.2	0	1	0	0	0	0	2.8
vs Baylor	11/25/2022		08:18	0-1	.000	0-1	.000	0-0	.000	0	0	0	1.9	2	0	0	0	1	0	2.4
vs Belmont	11/26/2022		11:58	2-3	.667	1-2	.500	0-0	.000	0	0	0	1.6	1	0	0	0	0	5	2.8
vs Air Force	11/27/2022		12:22	2-2	1.000	0-0	.000	0-0	.000	1	2	3	1.8	3	1	0	0	0	4	2.9
at Missouri	11/30/2022		26:54	4-6	.667	4-6	.667	0-0	.000	1	2	3	1.9	3	1	1	0	1	12	3.8
Illinois St.	12/03/2022		18:40	1-4	.250	0-1	.000	0-0	.000	1	3	4	2.1	2	2	2	0	0	2	3.6
at Ball St.	12/05/2022		24:10	4-8	.500	4-8	.500	0-0	.000	1	4	5	2.3	2	3	0	0	1	12	4.3
Wichita St.	12/08/2022	*	11:24	0-1	.000	0-1	.000	0-0	.000	0	0	0	2.2	1	1	0	1	0	0	4.0
at Memphis	12/17/2022		09:41	0-0	.000	0-0	.000	0-0	.000	0	0	0	2.0	2	0	1	0	0	0	3.7
Southern Ill.	12/21/2022		07:09	0-0	.000	0-0	.000	0-0	.000	1	0	1	1.9	1	0	1	0	0	0	3.5
Loyola Chicago	12/28/2022		15:30	1-4	.250	0-3	.000	4-4	1.000	2	0	2	1.9	0	0	2	0	1	6	3.6
at VCU	01/01/2023		17:31	3-6	.500	1-4	.250	0-0	.000	1	2	3	2.0	2	0	0	0	1	7	3.8
at Saint Joseph's	01/07/2023		22:09	1-5	.200	0-2	.000	0-0	.000	3	3	6	2.2	3	1	1	0	2	2	3.7
Rhode Island	01/12/2023		01:57	0-0	.000	0-0	.000	0-0	.000	0	1	1	2.2	1	0	0	0	0	0	3.5
Dayton	01/15/2023		06:58	0-2	.000	0-1	.000	0-0	.000	0	2	2	2.2	0	0	0	0	0	0	3.4
at Duquesne	01/18/2023		07:13	1-3	.333	1-3	.333	0-0	.000	0	0	0	2.0	2	1	0	2	0	3	3.3
at Davidson	01/25/2023		12:09	0-0	.000	0-0	.000	0-0	.000	1	1	2	2.0	3	0	1	0	0	0	3.2
Fordham	01/28/2023		09:01	0-1	.000	0-0	.000	0-0	.000	1	1	2	2.0	1	1	1	0	0	0	3.0
George Mason	02/01/2023		14:26	0-1	.000	0-1	.000	1-2	.500	1	0	1	2.0	3	0	1	0	0	1	3.0
at St. Bonaventure	02/05/2023		03:57	0-1	.000	0-1	.000	0-0	.000	0	1	1	2.0	1	0	0	0	0	0	2.8
George Washington	02/11/2023		03:43	1-2	.500	1-2	.500	0-0	.000	0	0	0	1.9	1	0	0	1	0	3	2.8
at Richmond	02/15/2023		04:24	0-1	.000	0-0	.000	0-0	.000	0	0	0	1.8	0	0	0	0	0	0	2.7
Totals		**5**	**376:34**	**26-76**	**.342**	**16-54**	**.296**	**6-8**	**.750**	**19**	**30**	**49**	**1.8**	**45**	**16**	**14**	**8**	**11**	**74**	**2.7**

				Field Goals		3-Point		F-Throws		Rebounds									Scoring	
SEASON	TEAM	GP-GS	MIN/AVG	FG-FGA	FG%	3FG-3FGA	3FG%	FT-FTA	FT%	OFF	DEF	TOT	AVG	PF-FO	A	TO	BLK	STL	PTS	AVG
2020-21	SEMO	5-0	25/4.9	0-7	.000	0-5	.000	0-0	.000	0	3	3	0.6	0-0	2	1	1	0	0	0.0
2021-22	LWU	34-24	620/18.2	61-158	.386	28-103	.272	4-7	.571	27	85	112	3.3	66-1	25	19	26	22	154	4.5
2022-23	SLU	27-5	377/13.9	26-76	.342	16-54	.296	6-8	.750	19	30	49	1.8	45-0	16	14	8	11	74	2.7
TOTAL FOR SLU		**27-5**	**377/13.9**	**26-76**	**.342**	**16-54**	**.296**	**6-8**	**.750**	**19**	**30**	**49**	**1.8**	**45-0**	**16**	**14**	**8**	**11**	**74**	**2.7**
TOTAL		**66-29**	**1021/15.5**	**87-241**	**.361**	**44-162**	**.272**	**10-15**	**.667**	**46**	**118**	**164**	**2.5**	**111-1**	**43**	**34**	**35**	**33**	**228**	**3.5**

MAJOR
Exercise Science

42 ▪ BROOKE FLOWERS

Senior • F/C • 6-5 • St. Louis, Mo. • Metro Academic & Classical

2022-23 ▪ Senior (extra eligibility)

- 21 points (9-of-13 FG) in the win over GW
- Registered eight blocks in the win at Dayton
- A-10 Player of the Week for Jan. 30-Feb. 5
- Posted the program's first-ever triple-double in the George Mason game (10 points, 18 rebounds, school-record 11 blocks)
- One of 15 players on the Naismith Defensive Player of the Year Watch List
- Scored a career-high 24 points at Davidson, followed by 23 in the win over Fordham
- Included on the Becky Hammon Mid-Major Player of the Year Watch List

2021-22 ▪ Senior

- Named the Atlantic 10 Conference Defensive Player of the Year
- Earned a spot on the All-Conference third team and All-Defensive team
- Finished the season ranked second all-time for the Billikens in a single season in rebounds (288), rebounding average (11.5) and blocks (88)
- Finished third in the NCAA with 3.5 blocks per game, sixth in total blocks (88) and ninth in rebounds per game (11.5)
- One of two players in the A-10 to average a double-double on the year
- Recorded nine double-doubles on the season

2020-21 ▪ Junior

- Named to the Atlantic 10 third team and All-Defensive team
- Averaged a double-double on the season
- Recorded eight double-doubles

2019-20 ▪ Sophomore

- Matched her freshman season number of 68 blocks, tying herself for third all-time in a single season at SLU

2021-22 ▪ Freshman

- A-10 All-Rookie team and All-Defensive team
- Played in all 31 games and started the last 20
- Was 32nd in the nation in blocked shots (2.2 per game)
- Placed third in blocks (68) and fifth in rebounds (264) on SLU's all-time single-season lists

SEASON/CAREER HIGHS

POINTS
SEASON: 24 at Davidson, 1/25/23
CAREER: 24 at Davidson, 1/25/23

FIELD GOALS
SEASON: 11 at Davidson, 1/25/23
CAREER: 11, twice

3-POINT FIELD GOALS
SEASON: N/A
CAREER: 1, three times

FREE THROWS MADE
SEASON: 5 vs. Dayton, 1/15/23
CAREER: 6 at Indiana State, 12/30/19

FREE THROWS ATTEMPTED
SEASON: 8 vs. Dayton, 1/15/23
CAREER: 9 at St. Bonaventure, 1/29/21

REBOUNDS
SEASON: 18 vs. George Mason, 2/1/23
CAREER: 21 vs. Massachusetts, 1/24/21

OFFENSIVE REBOUNDS
SEASON: 7 vs. Rhode Island, 1/12/23
CAREER: 8, twice

ASSISTS
SEASON: 3 vs. SIUE, 11/11/22
CAREER: 5 at Southeast Missouri St., 12/3/21

BLOCKS
SEASON: 11 vs. George Mason, 2/1/23
CAREER: 11 vs. George Mason, 2/1/23

STEALS
SEASON: 3 at Richmond, 2/15/23
CAREER: 3 at Richmond, 2/15/23

MINUTES
SEASON: 38, three times
CAREER: 52 vs. Dayton, 1/23/19

2022-23 Game-by-Game Stats

				Total		3-Pointers		Free throws		Rebounds										
Opponent	Date	GS	MIN	FG-FGA	PCT	3FG-3FGA	PCT	FT-FTA	PCT	OFF	DEF	TOT	AVG	PF	A	TO	BLK	STL	PTS	AVG
at Indiana St.	11/07/2022	*	31:14	4-8	.500	0-0	.000	2-3	.667	1	4	5	5.0	4	0	3	7	0	10	10.0
SIUE	11/11/2022	*	24:26	7-8	.875	0-0	.000	0-0	.000	4	9	13	9.0	0	3	0	2	1	14	12.0
at UNI	11/13/2022	*	28:31	5-10	.500	0-0	.000	0-1	.000	1	11	12	10.0	3	1	1	2	2	10	11.3
at Missouri St.	11/15/2022	*	29:02	5-9	.556	0-0	.000	1-2	.500	3	2	5	8.8	3	0	2	3	0	11	11.3
Green Bay	11/18/2022	*	34:05	7-10	.700	0-0	.000	0-0	.000	0	5	5	8.0	1	1	2	3	0	14	11.8
South Dakota	11/20/2022	*	32:05	6-10	.600	0-0	.000	0-0	.000	1	3	4	7.3	1	0	3	9	0	12	11.8
vs Baylor	11/25/2022	*	22:44	5-8	.625	0-0	.000	3-5	.600	2	3	5	7.0	2	0	1	4	2	13	12.0
vs Belmont	11/26/2022	*	35:25	4-7	.571	0-0	.000	4-5	.800	3	6	9	7.3	4	1	6	3	1	12	12.0
vs Air Force	11/27/2022	*	31:43	7-9	.778	0-0	.000	1-2	.500	2	11	13	7.9	1	2	3	5	1	15	12.3
at Missouri	11/30/2022	*	27:08	1-2	.500	0-0	.000	1-2	.500	0	5	5	7.6	2	0	1	3	0	3	11.4
Illinois St.	12/03/2022	*	36:40	6-9	.667	0-0	.000	2-2	1.000	0	6	6	7.5	2	0	3	7	0	14	11.6
at Ball St.	12/05/2022	*	28:35	5-8	.625	0-0	.000	1-2	.500	2	3	5	7.3	0	0	0	2	0	11	11.6
Wichita St.	12/08/2022	*	26:45	1-4	.250	0-0	.000	0-0	.000	0	5	5	7.1	3	0	1	3	0	2	10.8
at Memphis	12/17/2022	*	36:23	4-9	.444	0-0	.000	0-0	.000	2	4	6	7.0	1	0	3	3	1	8	10.6
Southern Ill.	12/21/2022	*	32:48	5-11	.455	0-0	.000	3-4	.750	4	10	14	7.5	1	0	2	7	1	13	10.8
Loyola Chicago	12/28/2022	*	24:50	1-7	.143	0-0	.000	0-0	.000	2	4	6	7.4	2	0	4	1	0	2	10.3
at VCU	01/01/2023	*	36:54	4-5	.800	0-0	.000	1-1	1.000	2	4	6	7.3	3	0	1	4	0	9	10.2
at Saint Joseph's	01/07/2023	*	28:12	2-9	.222	0-0	.000	2-2	1.000	4	5	9	7.4	1	0	0	2	1	6	9.9
Rhode Island	01/12/2023	*	35:16	3-11	.273	0-0	.000	2-3	.667	7	5	12	7.6	1	0	1	3	0	8	9.8
Dayton	01/15/2023	*	37:14	5-9	.556	0-0	.000	5-8	.625	4	9	13	7.9	3	1	4	6	1	15	10.1
at Duquesne	01/18/2023	*	31:21	4-10	.400	0-0	.000	2-2	1.000	5	7	12	8.1	0	1	1	4	0	10	10.1
at Davidson	01/25/2023	*	38:23	11-14	.786	0-0	.000	2-3	.667	2	3	5	8.0	2	1	0	1	1	24	10.7
Fordham	01/28/2023	*	35:49	10-13	.769	0-0	.000	3-6	.500	5	5	10	8.0	3	0	2	1	0	23	11.3
George Mason	02/01/2023	*	36:46	5-12	.417	0-0	.000	0-0	.000	3	15	18	8.5	4	0	1	11	0	10	11.2
at St. Bonaventure	02/05/2023	*	32:15	6-13	.462	0-0	.000	4-6	.667	5	7	12	8.6	0	1	1	3	0	16	11.4
at Dayton	02/08/2023	*	37:51	4-12	.333	0-0	.000	0-0	.000	0	9	9	8.6	3	1	0	8	1	8	11.3
George Washington	02/11/2023	*	34:30	9-13	.692	0-0	.000	3-3	1.000	5	4	9	8.6	0	2	1	4	2	21	11.6
at Richmond	02/15/2023	*	38:29	8-16	.500	0-0	.000	1-2	.500	6	5	11	8.7	0	1	2	2	3	17	11.8
Totals		**28**	**905:24**	**144-266**	**.541**	**0-0**	**.000**	**43-64**	**.672**	**75**	**169**	**244**	**8.7**	**50**	**16**	**49**	**113**	**18**	**331**	**11.8**

				Field Goals		3-Point		F-Throws		Rebounds									Scoring	
SEASON	TEAM	GP-GS	MIN/AVG	FG-FGA	FG%	3FG-3FGA	3FG%	FT-FTA	FT%	OFF	DEF	TOT	AVG	PF-FO	A	TO	BLK	STL	PTS	AVG
2018-19	SLU	31-20	734/23.7	108-253	.427	1-1	1.000	30-64	.469	86	178	264	8.5	67-0	15	43	68	6	247	8.0
2019-20	SLU	32-10	627/19.6	58-129	.450	1-1	1.000	25-47	.532	54	130	184	5.8	45-0	11	44	68	7	142	4.4
2020-21	SLU	19-16	543/28.6	80-165	.485	1-1	1.000	32-48	.667	56	137	193	10.2	37-0	11	35	41	10	193	10.2
2021-22	SLU	25-25	841/33.6	112-235	.477	0-0	.000	52-72	.722	84	204	288	11.5	39-0	24	40	88	17	276	11.0
2022-23	SLU	28-28	905/32.3	144-266	.541	0-0	.000	43-64	.672	75	169	244	8.7	50-0	16	49	113	18	331	11.8
TOTAL		**135-99**	**3649/27.0**	**502-1048**	**.479**	**3-3**	**1.000**	**182-295**	**.617**	**355**	**818**	**1173**	**8.7**	**238-0**	**77**	**211**	**378**	**58**	**1189**	**8.8**

Overall Statistics

Game Records

Record	Overall	Home	Away	Neutral
ALL GAMES	11-17	7-5	3-10	1-2
CONFERENCE	7-6	4-2	3-4	0-0
NON-CONFERENCE	4-11	3-3	0-6	1-2

Score by Periods

Team	1st	2nd	3rd	4th	OT	TOT
Saint Louis	458	435	502	529	10	1934
Opponents	451	508	512	513	7	1991

Team Box Score

No.	Player				Total		3-Point		F-Throw		Rebounds											
		GP-GS	MIN	AVG	FG-FGA	FG%	3FG-3FGA	3FG%	FT-FTA	FT%	OFF	DEF	TOT	AVG	PF	DQ	A	TO	BLK	STL	PTS	AVG
00	MCMAKIN, Kyla	28-28	937:31	33.5	169-540	.313	52-199	.261	102-122	.836	23	69	92	3.3	56	0	37	76	11	29	492	17.6
42	FLOWERS, Brooke	28-28	905:24	32.3	144-266	.541	0-0	.000	43-64	.672	75	169	244	8.7	50	0	16	49	113	18	331	11.8
11	MARTINEZ, Julia	28-24	840:25	30.0	97-226	.429	10-38	.263	72-106	.679	108	116	224	8.0	84	1	118	98	6	95	276	9.9
32	KENNEDY, Peyton	27-3	449:27	16.6	82-176	.466	17-51	.333	45-51	.882	53	60	113	4.2	58	0	20	28	3	20	226	8.4
22	NICASTRO, Mia	27-17	458:26	17.0	61-143	.427	6-42	.143	29-37	.784	42	75	117	4.3	46	0	11	27	4	19	157	5.8
2	CLEGG, Camreé	26-7	475:26	18.3	50-163	.307	31-108	.287	19-20	.950	1	31	32	1.2	35	0	43	55	0	12	150	5.8
4	CALHOUN, Kennedy	28-28	913:42	32.6	54-150	.360	10-53	.189	39-46	.848	24	62	86	3.1	96	4	116	109	2	55	157	5.6
35	JOHNS, Briana	27-5	376:34	13.9	26-76	.342	16-54	.296	6-8	.750	19	30	49	1.8	45	0	16	14	8	11	74	2.7
1	WARREN, Marisa	12-0	91:56	7.7	10-19	.526	2-5	.400	3-5	.600	5	13	18	1.5	6	0	6	10	1	6	25	2.1
12	GUL, Sevval	13-0	75:30	5.8	12-27	.444	0-1	.000	2-4	.500	4	10	14	1.1	19	0	1	9	2	0	26	2.0
24	BESS, Kiley	8-0	41:53	5.2	4-12	.333	4-11	.364	2-2	1.000	1	3	4	0.5	1	0	1	1	0	1	14	1.8
34	LAZAR, Sarah	4-0	08:15	2.1	1-1	1.000	0-0	.000	0-0	.000	0	1	1	0.3	1	0	1	0	0	0	2	0.5
3	LIBER, Abby	6-0	12:39	2.1	1-3	.333	0-1	.000	0-0	.000	0	1	1	0.2	0	0	0	1	0	1	2	0.3
21	HAIDARA, Nafatoumata	6-0	24:13	4.0	0-0	.000	0-0	.000	1-2	.500	3	4	7	1.2	4	0	0	5	3	1	1	0.2
10	TILLETT, Isabel	6-0	13:39	2.3	0-0	.000	0-0	.000	1-2	.500	0	1	1	0.2	1	0	1	0	0	2	1	0.2
Team											52	66	118					14				
Total		**28**	**5625**		**711-1802**	**.395**	**148-563**	**.263**	**364-469**	**.776**	**410**	**711**	**1121**	**40.0**	**502**	**5**	**387**	**496**	**153**	**270**	**1934**	**69.1**
Opponents		**28**	**5625**		**716-1769**	**.405**	**217-615**	**.353**	**342-493**	**.694**	**402**	**726**	**1128**	**40.3**	**474**	**4**	**378**	**489**	**87**	**233**	**1991**	**71.1**

Team Statistics

	SLU	OPP
Scoring	**1934**	**1991**
Points per game	69.1	71.1
Scoring margin	-2.0	-
Field goals-att	**711-1802**	**716-1769**
Field goal pct	.395	.405
3 point fg-att	**148-563**	**217-615**
3-point FG pct	.263	.353
3-pt FG made per game	5.3	7.8
Free throws-att	**364-469**	**342-493**
Free throw pct	.776	.694
F-Throws made per game	13.0	12.2
Rebounds	**1121**	**1128**
Rebounds per game	40.0	40.3
Rebounding margin	-0.3	-
Assists	**387**	**378**
Assists per game	13.8	13.5
Turnovers	**496**	**489**
Turnovers per game	17.7	17.5
Turnover margin	-0.3	-
Assist/turnover ratio	0.8	0.8
Steals	**270**	**233**
Steals per game	9.6	8.3
Blocks	**153**	**87**
Blocks per game	5.5	3.1
Winning streak	**0**	**-**
Home win streak	4	-
Attendance	**13801**	**23788**
Home games-Avg/Game	12-1150	13-1830
Neutral site-Avg/Game	-	3-175

Team Results

Date	Opponent		Score	Att.
11/07/2022	at Indiana St.	L	62-64	1092
11/11/2022	SIUE	W	95-38	352
11/13/2022	at UNI	L	64-84	1966
11/15/2022	at Missouri St.	L	55-71	1870
11/18/2022	Green Bay	L	70-73	230
11/20/2022	South Dakota	L	67-71	325
11/25/2022	vs Baylor	L	58-92	213
11/26/2022	vs Belmont	L	68-78	176
11/27/2022	vs Air Force	W	77-58	135
11/30/2022	at Missouri	L	52-82	2395
12/03/2022	Illinois St.	W	75-65	315
12/05/2022	at Ball St.	L	51-85	1011
12/08/2022	Wichita St.	L	74-77	275
12/17/2022	at Memphis	L	71-83	731
12/21/2022	Southern Ill.	W	82-54	460
12/28/2022	Loyola Chicago	L	47-60	475
01/01/2023	at VCU	Wot	86-83	478
01/07/2023	at Saint Joseph's	L	47-71	518
01/12/2023	Rhode Island	L	65-76	346
01/15/2023	Dayton	W	80-69	1024
01/18/2023	at Duquesne	L	63-68	833
01/25/2023	at Davidson	L	71-75	488
01/28/2023	Fordham	W	87-84	913
02/01/2023	George Mason	W	68-56	7582
02/05/2023	at St. Bonaventure	W	75-61	267
02/08/2023	at Dayton	W	74-65	11635
02/11/2023	George Washington	W	76-64	1504
02/15/2023	at Richmond	L	74-84	504

Atlantic 10 Conference Statistics

Game Records

Record	Overall	Home	Away	Neutral
ALL GAMES	7-6	4-2	3-4	0-0
CONFERENCE	7-6	4-2	3-4	0-0
NON-CONFERENCE	0-0	0-0	0-0	0-0

Score by Periods

Team	1st	2nd	3rd	4th	OT	TOT
Saint Louis	217	207	225	254	10	913
Opponents	203	232	240	234	7	916

Team Box Score

No.	Player				Total		3-Point		F-Throw		Rebounds											
		GP-GS	MIN	AVG	FG-FGA	FG%	3FG-3FGA	3FG%	FT-FTA	FT%	OFF	DEF	TOT	AVG	PF	DQ	A	TO	BLK	STL	PTS	AVG
00	MCMAKIN, Kyla	13-13	449:09	34.5	76-257	.296	22-92	.239	58-72	.806	7	37	44	3.4	25	0	21	33	8	11	232	17.8
42	FLOWERS, Brooke	13-13	447:50	34.4	72-144	.500	0-0	.000	25-36	.694	50	82	132	10.2	22	0	8	18	50	9	169	13.0
11	MARTINEZ, Julia	13-13	434:36	33.4	49-124	.395	6-18	.333	37-50	.740	60	62	122	9.4	42	1	82	57	4	49	141	10.8
32	KENNEDY, Peyton	12-0	219:26	18.3	40-80	.500	6-21	.286	21-23	.913	26	27	53	4.4	24	0	11	13	1	10	107	8.9
22	NICASTRO, Mia	13-13	271:45	20.9	36-90	.400	4-23	.174	13-16	.813	26	41	67	5.2	25	0	8	15	2	9	89	6.8
4	CALHOUN, Kennedy	13-13	436:20	33.6	25-70	.357	6-25	.240	20-23	.870	8	27	35	2.7	46	2	45	50	1	23	76	5.8
2	CLEGG, Camreé	11-0	157:11	14.3	18-56	.321	13-41	.317	2-2	1.000	0	9	9	0.8	12	0	8	12	0	5	51	4.6
1	WARREN, Marisa	3-0	19:51	6.6	3-6	.500	1-1	1.000	0-0	.000	2	0	2	0.7	2	0	0	1	1	1	7	2.3
24	BESS, Kiley	6-0	32:28	5.4	4-10	.400	4-9	.444	2-2	1.000	1	2	3	0.5	0	0	0	0	0	1	14	2.3
12	GUL, Sevval	2-0	10:40	5.3	2-6	.333	0-1	.000	0-0	.000	0	3	3	1.5	1	0	0	1	0	0	4	2.0
35	JOHNS, Briana	12-0	118:58	9.9	7-26	.269	3-17	.176	5-6	.833	9	11	20	1.7	17	0	3	6	3	4	22	1.8
21	HAIDARA, Nafatoumata	6-0	24:13	4.0	0-0	.000	0-0	.000	1-2	.500	3	4	7	1.2	4	0	0	5	3	1	1	0.2
10	TILLETT, Isabel	1-0	01:36	1.6	0-0	.000	0-0	.000	0-0	.000	0	0	0	0.0	0	0	1	0	0	1	0	0.0
3	LIBER, Abby	1-0	00:56	0.9	0-0	.000	0-0	.000	0-0	.000	0	0	0	0.0	0	0	0	0	0	0	0	0.0
Team											25	30	55					6				
Total		**13**	**2625**		**332-869**	**.382**	**65-248**	**.262**	**184-232**	**.793**	**217**	**335**	**552**	**42.5**	**220**	**3**	**187**	**217**	**73**	**124**	**913**	**70.2**
Opponents		**13**	**2625**		**331-818**	**.405**	**98-290**	**.338**	**156-212**	**.736**	**170**	**335**	**505**	**38.8**	**210**	**2**	**171**	**216**	**46**	**100**	**916**	**70.5**

Team Statistics

	SLU	OPP
Scoring	**913**	**916**
Points per game	70.2	70.5
Scoring margin	-0.2	-
Field goals-att	**332-869**	**331-818**
Field goal pct	.382	.405
3 point fg-att	**65-248**	**98-290**
3-point FG pct	.262	.338
3-pt FG made per game	5.0	7.5
Free throws-att	**184-232**	**156-212**
Free throw pct	.793	.736
F-Throws made per game	14.2	12.0
Rebounds	**552**	**505**
Rebounds per game	42.5	38.8
Rebounding margin	+3.6	-
Assists	**187**	**171**
Assists per game	14.4	13.2
Turnovers	**217**	**216**
Turnovers per game	16.7	16.6
Turnover margin	-0.1	-
Assist/turnover ratio	0.9	0.8
Steals	**124**	**100**
Steals per game	9.5	7.7
Blocks	**73**	**46**
Blocks per game	5.6	3.5
Winning streak	**0**	**-**
Home win streak	4	-
Attendance	**11844**	**14723**
Home games-Avg/Game	6-1974	7-2103
Neutral site-Avg/Game	-	0-0

Team Results

Date	Opponent		Score	Att.
12/28/2022	Loyola Chicago	L	47-60	475
01/01/2023	at VCU	Wot	86-83	478
01/07/2023	at Saint Joseph's	L	47-71	518
01/12/2023	Rhode Island	L	65-76	346
01/15/2023	Dayton	W	80-69	1024
01/18/2023	at Duquesne	L	63-68	833
01/25/2023	at Davidson	L	71-75	488
01/28/2023	Fordham	W	87-84	913
02/01/2023	George Mason	W	68-56	7582
02/05/2023	at St. Bonaventure	W	75-61	267
02/08/2023	at Dayton	W	74-65	11635
02/11/2023	George Washington	W	76-64	1504
02/15/2023	at Richmond	L	74-84	504

Results

Game Records

Record	Overall	Home	Away	Neutral
ALL GAMES	11-17	7-5	3-10	1-2
CONFERENCE	7-6	4-2	3-4	0-0
NON-CONFERENCE	4-11	3-3	0-6	1-2

Team Results

Date	Opponent		Score	Att.	High Points	High Rebounds
11/07/2022	at Indiana St.	L	62-64	1092	(19) CLEGG, Camreé	(8) KENNEDY, Peyton
11/11/2022	SIUE	W	95-38	352	(31) MCMAKIN, Kyla	(13) FLOWERS, Brooke
11/13/2022	at UNI	L	64-84	1966	(20) CLEGG, Camreé	(12) FLOWERS, Brooke
11/15/2022	at Missouri St.	L	55-71	1870	(17) MCMAKIN, Kyla	(5) FLOWERS, Brooke
						(5) MARTINEZ, Julia
11/18/2022	Green Bay	L	70-73	230	(31) MCMAKIN, Kyla	(9) MCMAKIN, Kyla
11/20/2022	South Dakota	L	67-71	325	(18) MCMAKIN, Kyla	(12) MARTINEZ, Julia
11/25/2022	vs Baylor	L	58-92	213	(13) FLOWERS, Brooke	(8) MARTINEZ, Julia
11/26/2022	vs Belmont	L	68-78	176	(24) MCMAKIN, Kyla	(9) FLOWERS, Brooke
11/27/2022	vs Air Force	W	77-58	135	(19) MCMAKIN, Kyla	(13) FLOWERS, Brooke
11/30/2022	at Missouri	L	52-82	2395	(12) JOHNS, Briana	(6) MARTINEZ, Julia
12/03/2022	Illinois St.	W	75-65	315	(22) MCMAKIN, Kyla	(9) MARTINEZ, Julia
12/05/2022	at Ball St.	L	51-85	1011	(12) JOHNS, Briana	(5) FLOWERS, Brooke
						(5) JOHNS, Briana
12/08/2022	Wichita St.	L	74-77	275	(25) KENNEDY, Peyton	(12) MARTINEZ, Julia
12/17/2022	at Memphis	L	71-83	731	(23) MCMAKIN, Kyla	(6) FLOWERS, Brooke
12/21/2022	Southern Ill.	W	82-54	460	(19) MCMAKIN, Kyla	(14) FLOWERS, Brooke
12/28/2022	Loyola Chicago	L	47-60	475	(16) MCMAKIN, Kyla	(13) MARTINEZ, Julia
01/01/2023	at VCU	Wot	86-83	478	(40) MCMAKIN, Kyla	(12) MARTINEZ, Julia
01/07/2023	at Saint Joseph's	L	47-71	518	(13) MARTINEZ, Julia	(9) FLOWERS, Brooke
01/12/2023	Rhode Island	L	65-76	346	(14) MARTINEZ, Julia	(14) MARTINEZ, Julia
					(14) CALHOUN, Kennedy	
01/15/2023	Dayton	W	80-69	1024	(18) MARTINEZ, Julia	(13) FLOWERS, Brooke
01/18/2023	at Duquesne	L	63-68	833	(14) MCMAKIN, Kyla	(12) FLOWERS, Brooke
01/25/2023	at Davidson	L	71-75	488	(24) FLOWERS, Brooke	(6) MARTINEZ, Julia
						(6) NICASTRO, Mia
01/28/2023	Fordham	W	87-84	913	(33) MCMAKIN, Kyla	(12) MARTINEZ, Julia
02/01/2023	George Mason	W	68-56	7582	(22) MCMAKIN, Kyla	(18) FLOWERS, Brooke
02/05/2023	at St. Bonaventure	W	75-61	267	(17) MCMAKIN, Kyla	(12) FLOWERS, Brooke
02/08/2023	at Dayton	W	74-65	11635	(20) CLEGG, Camreé	(9) FLOWERS, Brooke
02/11/2023	George Washington	W	76-64	1504	(21) FLOWERS, Brooke	(9) FLOWERS, Brooke
02/15/2023	at Richmond	L	74-84	504	(24) MCMAKIN, Kyla	(11) FLOWERS, Brooke

Attendance Summary

	Games	Attend	Avg/Game
Home	12	13801	1150
Away	13	23788	1830
Neutral	3	524	175
Total	**28**	**38113**	**1361**

Team Game-by-Game

				Total		3-Pointers		Free throws		Rebounds										
Opponent	**Date**	**Score**		**FG-FGA**	**PCT**	**3FG-3FGA**	**PCT**	**FT-FTA**	**PCT**	**OFF**	**DEF**	**TOT**	**AVG**	**PF**	**A**	**TO**	**BLK**	**STL**	**PTS**	**AVG**
at Indiana St.	11/07/2022	62-64	L	23-56	.411	6-18	.333	10-19	.526	12	27	39	39.0	18	12	21	8	6	62	62.0
SIUE	11/11/2022	95-38	W	39-68	.574	7-19	.368	10-12	.833	15	30	45	42.0	13	28	19	6	24	95	78.5
at UNI	11/13/2022	64-84	L	21-65	.323	6-26	.231	16-20	.800	13	25	38	40.7	20	10	19	3	12	64	73.7
at Missouri St.	11/15/2022	55-71	L	22-62	.355	2-18	.111	9-16	.563	16	10	26	37.0	22	10	20	5	10	55	69.0
Green Bay	11/18/2022	70-73	L	26-60	.433	10-25	.400	8-9	.889	11	24	35	36.6	17	15	18	5	2	70	69.2
South Dakota	11/20/2022	67-71	L	25-60	.417	5-19	.263	12-14	.857	14	26	40	37.2	21	16	21	11	9	67	68.8
vs Baylor	11/25/2022	58-92	L	22-67	.328	3-25	.120	11-15	.733	18	21	39	37.4	15	8	18	4	10	58	67.3
vs Belmont	11/26/2022	68-78	L	21-63	.333	4-23	.174	22-26	.846	16	26	42	38.0	27	11	19	3	7	68	67.4
vs Air Force	11/27/2022	77-58	W	31-62	.500	2-17	.118	13-15	.867	10	41	51	39.4	23	18	21	5	6	77	68.4
at Missouri	11/30/2022	52-82	L	19-55	.345	9-27	.333	5-6	.833	10	23	33	38.8	16	10	21	5	9	52	66.8
Illinois St.	12/03/2022	75-65	W	25-56	.446	7-18	.389	18-18	1.000	9	30	39	38.8	18	13	17	7	7	75	67.5
at Ball St.	12/05/2022	51-85	L	20-60	.333	4-22	.182	7-11	.636	7	22	29	38.0	16	11	15	2	6	51	66.2
Wichita St.	12/08/2022	74-77	L	27-61	.443	8-27	.296	12-22	.545	12	21	33	37.6	22	12	16	4	13	74	66.8
at Memphis	12/17/2022	71-83	L	28-68	.412	6-18	.333	9-14	.643	10	21	31	37.1	20	13	18	3	13	71	67.1
Southern Ill.	12/21/2022	82-54	W	30-70	.429	4-13	.308	18-20	.900	20	29	49	37.9	14	13	16	9	12	82	68.1
Loyola Chicago	12/28/2022	47-60	L	15-63	.238	0-15	.000	17-22	.773	25	22	47	38.5	18	5	21	3	10	47	66.8
at VCU	01/01/2023	86-83	Wot	31-70	.443	7-22	.318	17-23	.739	14	27	41	38.6	18	19	15	4	12	86	67.9
at Saint Joseph's	01/07/2023	47-71	L	15-67	.224	5-18	.278	12-12	1.000	16	27	43	38.9	15	11	15	2	8	47	66.7
Rhode Island	01/12/2023	65-76	L	25-71	.352	5-23	.217	10-12	.833	14	21	35	38.7	17	15	15	3	5	65	66.6
Dayton	01/15/2023	80-69	W	30-62	.484	4-13	.308	16-20	.800	11	26	37	38.6	19	13	18	13	16	80	67.3
at Duquesne	01/18/2023	63-68	L	22-74	.297	6-27	.222	13-15	.867	25	23	48	39.0	19	14	14	6	8	63	67.1
at Davidson	01/25/2023	71-75	L	32-63	.508	3-9	.333	4-8	.500	14	20	34	38.8	18	14	20	3	7	71	67.3
Fordham	01/28/2023	87-84	W	32-68	.471	4-9	.444	19-26	.731	16	27	43	39.0	16	20	20	2	11	87	68.1
George Mason	02/01/2023	68-56	W	22-64	.344	3-19	.158	21-29	.724	17	37	54	39.6	23	12	15	12	10	68	68.1
at St. Bonaventure	02/05/2023	75-61	W	26-66	.394	5-22	.227	18-20	.900	23	26	49	40.0	11	13	14	5	8	75	68.4
at Dayton	02/08/2023	74-65	W	27-70	.386	9-27	.333	11-12	.917	10	28	38	39.9	14	18	11	8	11	74	68.6
George Washington	02/11/2023	76-64	W	28-54	.519	7-16	.438	13-14	.929	10	28	38	39.9	13	15	22	8	9	76	68.9
at Richmond	02/15/2023	74-84	L	27-77	.351	7-28	.250	13-19	.684	22	23	45	40.0	19	18	17	4	9	74	69.1
Total		**1934**		**711-1802**	**.395**	**148-563**	**.263**	**364-469**	**.776**	**410**	**711**	**1121**	**40.0**	**502**	**387**	**496**	**153**	**270**	**1934**	**69.1**
Opponents		1991		716-1769	.405	217-615	.353	342-493	.694	402	726	1128	40.3	474	378	489	87	233	1991	71.1

Saint Louis Averages

Games Played	Points/ game	FG Pct	3FG Pct	FT Pct	Rebounds/ game	Assists/ game	Turnovers/ game	Assist/Turnover ratio	Steals/ game	Blocks/ game
28	69.1	39.5	26.3	77.6	40.0	13.8	17.7	0.8	9.6	5.5

Box Scores

Official Basketball Box Score - Final

Saint Louis at Indiana St.

11/07/22 Hulman Center, Terre Haute
2022-23 Women's Basketball

Game Time: 11:00 AM
Game Duration: 2:02
Attendance: 1,092

Officials: Brad Maxey, Maria Gearhart, Stacey Lee

Saint Louis - 62 Record: 0-1

NO.	Name		Min	FG M-A	3P M-A	FT M-A	Rebounds OR	DR	TOT	Fouls PF	FD	TP	AS	TO	ST	Blocks BS	BA	+/-
42	Brooke Flowers	F	31:14	4-8	0-0	2-3	1	4	5	4	4	10	0	3	0	7	0	-9
00	Kyla McMakin	G	31:49	4-18	2-4	4-6	0	0	0	1	4	14	0	5	0	0	3	-12
2	Camreé Clegg	G	28:39	7-13	4-8	1-1	0	4	4	2	1	19	1	6	0	0	0	4
4	Kennedy Calhoun	G	33:28	1-2	0-0	2-4	1	4	5	3	6	4	6	3	1	0	0	-6
35	Briana Johns	G	30:22	1-6	0-4	0-0	1	1	2	3	3	2	1	0	1	1	0	-10
11	Julia Martinez		19:27	4-4	0-0	0-4	2	2	4	2	2	8	1	1	4	0	0	0
32	Peyton Kennedy		11:37	1-3	0-1	1-1	3	5	8	3	1	3	2	0	0	0	0	5
12	Sevval Gul		04:58	1-1	0-0	0-0	0	0	0	0	0	2	0	1	0	0	0	10
1	Marisa Warren		06:37	0-1	0-1	0-0	1	1	2	0	0	0	1	2	0	0	0	8
22	Mia Nicastro		01:49	0-0	0-0	0-0	0	1	1	0	0	0	0	0	0	0	0	0
Team							3	5	8			0		0				
Totals				23-56	6-18	10-19	12	27	39	18	21	62	12	21	6	8	3	-2

Technical Fouls::NONE

Shooting By Period			
1st	FG%	3-11	27.3%
	3PT%	1-4	25.0%
	FT%	2-6	33.3%
2nd	FG%	7-15	46.7%
	3PT%	0-3	0.0%
	FT%	1-4	25%
3rd	FG%	9-17	52.9%
	3PT%	3-6	50.0%
	FT%	1-1	100%
4th	FG%	4-13	30.8%
	3PT%	2-5	40.0%
	FT%	6-8	75%
GM	FG%	23-56	41.1%
	3PT%	6-18	33.3%
	FT%	10-19	52.6%

Dead Ball Rebounds: 6, 0

Indiana St. - 64 Record: 1-0

NO.	Name		Min	FG M-A	3P M-A	FT M-A	Rebounds OR	DR	TOT	Fouls PF	FD	TP	AS	TO	ST	Blocks BS	BA	+/-
00	Mya Glanton	F	19:38	2-5	0-0	0-0	4	1	5	5	3	4	2	1	1	0	3	3
24	Chelsea Cain	F	23:16	5-9	0-0	4-5	3	0	3	4	5	14	3	5	2	0	1	11
4	Ella Sawyer	G	19:14	1-2	0-0	1-2	0	4	4	1	2	3	3	0	1	1	0	-2
23	Anna McKendree	G	29:47	7-13	3-6	2-2	0	6	6	0	3	19	2	2	4	0	1	3
51	Del'Janae Williams	G	26:52	5-16	4-6	1-2	0	1	1	3	1	15	0	2	3	0	0	3
11	Adrian Folks		10:24	0-3	0-0	0-0	2	1	3	0	2	0	0	0	0	0	2	-6
44	Caitlin Anderson		13:46	1-3	0-0	0-0	0	1	1	2	0	2	0	1	0	0	0	6
12	Natalia Lalic		12:54	1-5	0-1	0-0	0	1	1	2	0	2	1	1	0	0	0	-6
33	Bella Finnegan		20:46	1-9	1-4	0-0	1	2	3	1	0	3	2	1	1	1	1	4
14	Hattie Westerfeld		14:59	1-2	0-0	0-0	4	2	6	3	0	2	0	0	0	1	0	13
2	Sommer Pitzer		03:04	0-0	0-0	0-0	0	0	0	0	1	0	0	1	0	0	0	-5
31	Lily Niebuhr		05:20	0-3	0-0	0-0	2	0	2	0	1	0	0	0	0	0	0	-14
Team							4	5	9			0		1				
Totals				24-70	8-17	8-11	20	24	44	21	18	64	13	15	12	3	8	2

Technical Fouls::NONE

Shooting By Period			
1st	FG%	4-16	25.0%
	3PT%	2-6	33.3%
	FT%	2-2	100%
2nd	FG%	6-17	35.3%
	3PT%	1-2	50.0%
	FT%	0-0	0%
3rd	FG%	3-18	16.7%
	3PT%	1-2	50.0%
	FT%	1-2	50%
4th	FG%	11-19	57.9%
	3PT%	4-7	57.1%
	FT%	5-7	71.4%
GM	FG%	24-70	34.3%
	3PT%	8-17	47.1%
	FT%	8-11	72.7%

Dead Ball Rebounds: 2, 0

	SLU	INS
Biggest lead	14 (4th 7:46)	5 (1st 7:28)
Best Scoring Run	14(3rd 1:57)	9(4th 0:10)
Lead Changes	10	
Times Tied	1	
Time with Lead	19:13	18:14

Points from	SLU	INS
Turnovers	11	18
Paint	28	22
Second Chance	10	19
Fast Breaks	6	10
Bench	13	9

Period by Period Scoring	1st	2nd	3rd	4th	TOT
SLU	9	15	22	16	62
INS	12	13	8	31	64

Official Basketball Box Score - Final

SIUE at Saint Louis

11/11/22 Chaifetz Arena, St. Louis
2022-23 Women's Basketball

Game Time: 7:30 PM
Game Duration: 1:44
Attendance: 352

Officials: Jules Gallien, Brandon Breese, Britt White

SIUE - 38 Record: 0-1

NO.	Name		Min	FG M-A	3P M-A	FT M-A	Rebounds OR	DR	TOT	Fouls PF	FD	TP	AS	TO	ST	Blocks BS	BA	+/-
5	Ajulu Thatha	F	21:05	2-6	1-4	1-2	3	3	6	3	3	6	1	3	1	1	0	-33
12	Mikayla Kinnard	F	15:14	0-4	0-0	0-0	0	0	0	1	0	0	0	2	0	0	1	-27
4	Macy Silvey	G	18:19	2-6	0-3	0-0	0	2	2	1	0	4	0	2	2	0	0	-30
11	Niya Danfort	G	20:40	2-8	0-2	1-2	2	2	4	2	4	5	2	4	1	0	1	-34
33	KK Rodriguez	G	16:49	0-4	0-2	0-0	0	0	0	1	0	0	2	5	1	0	1	-25
0	Olivia Clayton		20:23	3-4	0-0	0-0	2	0	2	2	0	6	0	1	1	0	0	-28
14	Molly Sheehan		15:58	2-4	2-4	0-0	0	1	1	3	0	6	0	2	1	0	0	-19
2	Destine Duckworth		14:54	2-8	0-1	4-4	0	2	2	1	3	8	0	2	0	0	2	-7
32	Madison Webb		17:38	1-2	0-0	1-2	3	1	4	0	3	3	0	3	3	1	0	-25
24	Sofie Lowis		13:17	0-4	0-3	0-0	0	0	0	1	0	0	1	3	0	1	0	-14
10	Ana Blank		12:11	0-5	0-2	0-0	2	0	2	1	0	0	0	4	1	0	0	-14
25	Taylor Goss		07:53	0-1	0-0	0-0	0	0	0	0	0	0	0	0	0	0	1	-15
42	Tyler Butler		04:06	0-0	0-0	0-0	0	1	1	1	0	0	0	0	0	0	0	-10
22	Sophie Sullivan		01:33	0-0	0-0	0-0	0	0	0	0	0	0	0	0	0	0	0	-4
Team							2	3	5			0		0				
Totals				14-56	3-21	7-10	14	15	29	17	13	38	6	31	9	2	6	-57

Technical Fouls::NONE

Shooting By Period			
1st	FG%	5-14	35.7%
	3PT%	2-6	33.3%
	FT%	2-2	100%
2nd	FG%	1-16	6.3%
	3PT%	0-6	0.0%
	FT%	0-0	0%
3rd	FG%	7-14	50.0%
	3PT%	1-3	33.3%
	FT%	1-2	50%
4th	FG%	1-12	8.3%
	3PT%	0-6	0.0%
	FT%	4-6	66.7%
GM	FG%	14-56	25.0%
	3PT%	3-21	14.3%
	FT%	7-10	70.0%

Dead Ball Rebounds: 1, 0

Saint Louis - 95 Record: 1-1

NO.	Name		Min	FG M-A	3P M-A	FT M-A	Rebounds OR	DR	TOT	Fouls PF	FD	TP	AS	TO	ST	Blocks BS	BA	+/-
42	Brooke Flowers	F	24:26	7-8	0-0	0-0	4	9	13	0	0	14	3	0	1	2	0	28
00	Kyla McMakin	G	24:30	11-17	5-7	4-4	1	1	2	0	3	31	1	4	3	0	0	29
2	Camreé Clegg	G	27:50	2-9	1-4	4-4	0	2	2	2	6	9	3	0	0	0	2	29
4	Kennedy Calhoun	G	30:28	2-7	0-3	0-0	0	2	2	2	2	4	14	8	4	0	0	46
35	Briana Johns	G	21:25	0-2	0-1	0-0	2	3	5	1	1	0	0	0	2	2	0	31
11	Julia Martinez		16:40	3-4	0-1	0-0	1	4	5	2	2	6	3	2	7	1	0	28
32	Peyton Kennedy		16:15	5-7	1-2	0-0	2	0	2	3	1	11	1	1	3	1	0	20
1	Marisa Warren		10:48	3-5	0-1	0-0	1	2	3	0	0	6	2	0	3	0	0	18
12	Sevval Gul		12:17	3-4	0-0	1-2	1	1	2	2	1	7	0	2	0	0	0	21
22	Mia Nicastro		03:33	1-2	0-0	0-0	1	2	3	0	0	2	0	0	0	0	0	7
3	Abby Liber		04:06	1-2	0-0	0-0	0	0	0	0	0	2	0	1	1	0	0	10
34	Sarah Lazar		04:06	1-1	0-0	0-0	0	1	1	1	0	2	1	0	0	0	0	10
10	Isabel Tillett		03:36	0-0	0-0	1-2	0	0	0	0	1	1	0	0	0	0	0	8
Team							2	3	5			0		1				
Totals				39-68	7-19	10-12	15	30	45	13	17	95	28	19	24	6	2	57

Technical Fouls::NONE

Shooting By Period			
1st	FG%	11-15	73.3%
	3PT%	3-4	75.0%
	FT%	7-8	87.5%
2nd	FG%	8-16	50.0%
	3PT%	3-5	60.0%
	FT%	2-2	100%
3rd	FG%	10-19	52.6%
	3PT%	1-6	16.7%
	FT%	0-0	0%
4th	FG%	10-18	55.6%
	3PT%	0-4	0.0%
	FT%	1-2	50%
GM	FG%	39-68	57.4%
	3PT%	7-19	36.8%
	FT%	10-12	83.3%

Dead Ball Rebounds: 1, 0

	SIUE	SLU
Biggest lead	0 (1st 10:00)	57 (4th 0:07)
Best Scoring Run	7(3rd 4:25)	19(3rd 8:06)
Lead Changes	0	
Times Tied	0	
Time with Lead	00:00	39:33

Points from	SIUE	SLU
Turnovers	8	38
Paint	16	50
Second Chance	9	24
Fast Breaks	10	17
Bench	23	37

Period by Period Scoring	1st	2nd	3rd	4th	TOT
SIUE	14	2	16	6	38
SLU	32	21	21	21	95

Official Basketball Box Score - Final

Saint Louis at UNI

11/13/22 McLeod Center, Cedar Falls
2022-23 Women's Basketball

Game Time: 2:00 PM
Game Duration: 1:55
Attendance: 1,966

Officials: Greg Small, Zac Brost, Kina Brown

Saint Louis - 64 Record: 1-2

NO.	Name		Min	FG M-A	3P M-A	FT M-A	Rebounds OR	DR	TOT	Fouls PF	FD	TP	AS	TO	ST	Blocks BS	BA	+/-
42	Brooke Flowers	F	28:31	5-10	0-0	0-1	1	11	12	3	1	10	1	1	2	2	0	-10
00	Kyla McMakin	G	34:47	5-16	1-6	5-6	0	0	0	4	5	16	0	3	1	1	0	-22
2	Camreé Clegg	G	37:58	6-13	3-10	5-5	0	2	2	0	8	20	4	5	1	0	0	-18
4	Kennedy Calhoun	G	33:49	0-2	0-1	0-0	2	1	3	4	0	0	5	4	4	0	1	-30
35	Briana Johns	G	25:39	2-10	1-6	1-2	1	1	2	2	1	6	0	0	0	0	0	-9
11	Julia Martinez		15:33	0-1	0-0	1-2	3	4	7	4	2	1	0	3	2	0	0	4
32	Peyton Kennedy		18:57	3-12	1-3	4-4	5	2	7	2	2	11	0	2	2	0	6	-12
12	Sevval Gul		04:46	0-1	0-0	0-0	0	2	2	1	0	0	0	1	0	0	0	-3
Team							1	2	3			0		0				
Totals				21-65	6-26	16-20	13	25	38	20	19	64	10	19	12	3	7	-20

Technical Fouls::NONE

Shooting By Period			
1st	FG%	5-14	35.7%
	3PT%	3-8	37.5%
	FT%	1-2	50%
2nd	FG%	5-12	41.7%
	3PT%	1-4	25.0%
	FT%	7-8	87.5%
3rd	FG%	5-18	27.8%
	3PT%	1-5	20.0%
	FT%	2-3	66.7%
4th	FG%	6-21	28.6%
	3PT%	1-9	11.1%
	FT%	6-7	85.7%
GM	FG%	21-65	32.3%
	3PT%	6-26	23.1%
	FT%	16-20	80.0%

Dead Ball Rebounds: 2, 1

UNI - 84 Record: 2-0

NO.	Name		Min	FG M-A	3P M-A	FT M-A	Rebounds OR	DR	TOT	Fouls PF	FD	TP	AS	TO	ST	Blocks BS	BA	+/-
42	Grace Boffeli	F	28:59	4-6	0-1	4-6	5	7	12	3	5	12	5	5	0	1	0	18
30	Cynthia Wolf	C	23:56	1-5	0-2	0-0	1	5	6	2	1	2	2	2	1	1	0	12
0	Maya McDermott	G	26:15	8-14	5-9	2-2	0	1	1	2	2	23	2	3	2	0	1	18
12	Kam Finley	G	22:09	3-9	1-4	4-4	2	1	3	3	2	11	1	1	1	0	0	13
14	Riley Wright	G	24:04	3-6	2-5	1-4	0	2	2	1	3	9	0	1	0	0	0	15
2	Cailyn Morgan		17:36	3-4	1-2	1-2	0	1	1	2	1	8	2	1	2	1	0	14
5	Ryley Goebel		14:06	1-5	0-1	0-0	3	6	9	1	2	2	0	2	0	4	1	-1
22	Taryn Wharton		12:53	1-6	0-2	0-0	0	2	2	2	1	2	0	1	2	0	0	-3
24	Kayba Laube		22:18	3-9	3-8	0-0	0	4	4	2	1	9	1	1	1	0	1	14
32	Rachael Heittola		05:52	1-1	0-0	2-4	1	1	2	1	2	4	0	1	0	0	0	1
3	Ellie Foster		01:52	1-1	0-0	0-0	0	0	0	0	0	2	0	1	0	0	0	-1
Team							3	0	3			0		1				
Totals				29-66	12-34	14-22	15	30	45	19	20	84	13	20	9	7	3	20

Technical Fouls::NONE

Shooting By Period			
1st	FG%	4-17	23.5%
	3PT%	2-11	18.2%
	FT%	3-4	75%
2nd	FG%	8-16	50.0%
	3PT%	4-10	40.0%
	FT%	2-5	40%
3rd	FG%	8-18	44.4%
	3PT%	4-8	50.0%
	FT%	4-7	57.1%
4th	FG%	9-15	60.0%
	3PT%	2-5	40.0%
	FT%	5-6	83.3%
GM	FG%	29-66	43.9%
	3PT%	12-34	35.3%
	FT%	14-22	63.6%

Dead Ball Rebounds: 4, 3

	SLU	UNI
Biggest lead	6 (2nd 8:46)	21 (4th 2:40)
Best Scoring Run	7(1st 0:49)	10(3rd 1:05)
Lead Changes	5	
Times Tied	4	
Time with Lead	05:49	30:03

Points from	SLU	UNI
Turnovers	10	16
Paint	22	26
Second Chance	7	17
Fast Breaks	2	13
Bench	12	27

Period by Period Scoring	1st	2nd	3rd	4th	TOT
SLU	14	18	13	19	64
UNI	13	22	24	25	84

Official Basketball Box Score - Final

Saint Louis at Missouri St.

11/15/22 Great Southern Bank Arena, Springfield
2022-23 Women's Basketball

Game Time: 6:00 PM
Game Duration: 1:54
Attendance: 1,870

Officials: Kevin Pethte, Doug Knight, Nicole Brannon

Saint Louis - 55 Record: 1-3

NO.	Name		Min	FG M-A	3P M-A	FT M-A	Rebounds OR	DR	TOT	Fouls PF	FD	TP	AS	TO	ST	Blocks BS	BA	+/-
42	Brooke Flowers	F	29:02	5-9	0-0	1-2	3	2	5	3	2	11	0	2	0	3	2	-8
00	Kyla McMakin	G	38:15	7-24	0-7	3-4	0	1	1	1	5	17	0	2	1	0	0	-12
2	Camreé Clegg	G	32:53	2-10	1-5	4-4	1	2	3	3	7	9	4	5	2	0	0	-9
4	Kennedy Calhoun	G	26:33	2-4	0-1	0-0	2	0	2	4	0	4	1	5	2	0	1	-15
35	Briana Johns	G	08:56	0-1	0-1	0-0	0	1	1	2	0	0	1	2	1	0	0	-8
12	Sevval Gul		17:26	3-5	0-0	0-0	1	1	2	4	2	6	1	1	0	1	0	-9
11	Julia Martinez		21:11	1-3	0-1	0-4	3	2	5	4	2	2	2	1	3	0	0	-12
32	Peyton Kennedy		06:32	0-1	0-0	0-0	0	0	0	0	0	0	0	0	0	0	1	-9
22	Mia Nicastro		19:12	2-5	1-3	1-2	3	1	4	1	1	6	1	2	1	1	0	2
Team							3	0	3			0		0				
Totals				22-62	2-18	9-16	16	10	26	22	19	55	10	20	10	5	4	-16

Technical Fouls::NONE

Shooting By Period			
1st	FG%	3-13	23.1%
	3PT%	0-4	0.0%
	FT%	0-0	0%
2nd	FG%	6-14	42.9%
	3PT%	1-5	20.0%
	FT%	4-8	50%
3rd	FG%	9-18	50.0%
	3PT%	1-3	33.3%
	FT%	0-1	0%
4th	FG%	4-17	23.5%
	3PT%	0-6	0.0%
	FT%	5-7	71.4%
GM	FG%	22-62	35.5%
	3PT%	2-18	11.1%
	FT%	9-16	56.3%

Dead Ball Rebounds: 3, 1

Missouri St. - 71 Record: 1-1

NO.	Name		Min	FG M-A	3P M-A	FT M-A	Rebounds OR	DR	TOT	Fouls PF	FD	TP	AS	TO	ST	Blocks BS	BA	+/-
3	Kennedy Taylor	F	18:22	2-3	0-0	2-6	3	7	10	2	5	6	1	4	1	0	0	11
34	Indya Green	F	33:19	6-11	0-0	2-4	7	8	15	2	3	14	0	2	2	1	1	11
5	Aniya Thomas	G	34:25	6-12	0-2	2-4	3	4	7	1	4	14	5	4	4	0	0	13
20	Isabelle Delarue	G	22:30	5-11	5-8	3-4	1	1	2	3	2	18	3	2	1	1	0	27
21	Sydney Wilson	G	20:03	3-6	1-1	2-2	2	0	2	2	2	9	3	3	0	0	0	18
4	Capria Brown		09:24	1-4	0-0	0-0	2	1	3	3	0	2	0	3	2	0	2	-5
12	Jaiden Bryant		25:10	0-2	0-1	0-0	2	2	4	2	1	0	2	2	1	0	0	-3
14	Jade Masogayo		21:44	3-5	0-0	0-2	1	3	4	2	4	6	3	0	2	2	1	8
1	Taylor Woodhouse		10:59	1-3	0-2	0-0	0	0	0	1	1	2	0	6	0	0	0	6
13	Ifunanya Nwachukwu		03:04	0-1	0-0	0-0	1	0	1	1	0	0	0	0	0	0	1	-5
23	Khloe Moad		01:00	0-0	0-0	0-0	0	1	1	0	0	0	0	0	0	0	0	-1
Team							2	1	3			0		1				
Totals				27-58	6-14	11-22	24	28	52	19	22	71	17	27	13	4	5	16

Technical Fouls::NONE

Shooting By Period			
1st	FG%	8-19	42.1%
	3PT%	2-5	40.0%
	FT%	2-2	100%
2nd	FG%	8-17	47.1%
	3PT%	1-4	25.0%
	FT%	2-4	50%
3rd	FG%	5-9	55.6%
	3PT%	1-1	100.0%
	FT%	1-4	25%
4th	FG%	6-13	46.2%
	3PT%	2-4	50.0%
	FT%	6-12	50%
GM	FG%	27-58	46.6%
	3PT%	6-14	42.9%
	FT%	11-22	50.0%

Dead Ball Rebounds: 7, 0

	SLU	MSU
Biggest lead	0 (1st 10:00)	20 (4th 4:15)
Best Scoring Run	6(3rd 6:01)	12(2nd 9:49)
Lead Changes	0	
Times Tied	0	
Time with Lead	00:00	39:21

Points from	SLU	MSU
Turnovers	23	23
Paint	30	38
Second Chance	18	23
Fast Breaks	8	6
Bench	14	10

Period by Period Scoring	1st	2nd	3rd	4th	TOT
SLU	6	17	19	13	55
MSU	20	19	12	20	71

Box Scores

Official Basketball Box Score - Final

Green Bay at Saint Louis

11/18/22 Chaifetz Arena, St. Louis
2022-23 Women's Basketball

Game Time: 7:00 PM
Game Duration: 1:52
Attendance: 230

Officials: Ashley Gloss, Linda Miles, Aaron Brooks

Green Bay - 73 Record: 2-1

NO.	Name		Min	FG M-A	3P M-A	FT M-A	Rebounds OR	DR	TOT	Fouls PF	FD	TP	AS	TO	ST	Blocks BS	BA	+/-
34	Maddy Schreiber	F	33:41	4-8	2-3	0-0	5	2	7	0	1	10	2	1	2	1	2	4
45	Brooklyn Blackburn	F	26:55	5-8	0-1	2-4	2	3	5	2	2	12	1	0	1	0	0	5
0	Hailey Oskey	G	33:57	5-13	1-3	2-2	4	5	9	4	5	13	4	2	2	1	0	10
1	Cassie Schiltz	G	31:42	5-9	2-3	2-2	0	3	3	1	2	14	1	1	0	0	0	3
22	Bailey Butler	G	32:41	4-12	1-6	4-4	0	2	2	3	4	13	3	2	0	0	1	3
12	Callie Genke		07:02	1-3	1-2	0-0	0	0	0	3	1	3	1	1	0	0	0	-1
13	Tatum Koenig		07:19	0-2	0-1	0-0	1	0	1	0	1	0	0	0	0	0	1	0
11	Natalie McNeal		02:49	0-1	0-1	0-0	0	0	0	0	0	0	0	1	0	0	0	-3
21	Jasmine Kondrakiewicz		12:22	1-3	1-2	0-0	0	1	1	0	0	3	0	1	1	0	0	-2
24	Sydney Levy		11:32	1-4	1-2	2-2	0	1	1	2	1	5	2	1	0	0	1	-4
Team							2	6	8			0		3				
Totals				26-63	9-24	12-14	14	23	37	15	17	73	14	13	6	2	5	3

Technical Fouls::NONE

Shooting By Period		
1st FG%	8-18	44.4%
3PT%	4-10	40.0%
FT%	0-0	0%
2nd FG%	9-17	52.9%
3PT%	2-4	50.0%
FT%	3-4	75%
3rd FG%	6-14	42.9%
3PT%	2-4	50.0%
FT%	1-2	50%
4th FG%	3-14	21.4%
3PT%	1-6	16.7%
FT%	8-8	100%
GM FG%	26-63	41.3%
3PT%	9-24	37.5%
FT%	12-14	85.7%

Dead Ball Rebounds: 1, 0

Saint Louis - 70 Record: 1-4

NO.	Name		Min	FG M-A	3P M-A	FT M-A	Rebounds OR	DR	TOT	Fouls PF	FD	TP	AS	TO	ST	Blocks BS	BA	+/-
42	Brooke Flowers	F	34:05	7-10	0-0	0-0	0	5	5	1	1	14	1	2	0	3	0	-1
00	Kyla McMakin	G	38:06	11-25	6-13	3-3	2	7	9	1	5	31	1	2	1	0	0	-3
2	Camreé Clegg	G	34:19	3-11	1-6	0-0	0	1	1	4	1	7	4	5	1	0	1	0
4	Kennedy Calhoun	G	32:10	0-4	0-1	1-2	3	3	6	3	3	1	5	2	0	1	1	-14
11	Julia Martinez	G	15:35	0-2	0-0	4-4	1	1	2	2	4	4	1	2	0	0	0	4
35	Briana Johns		25:38	3-4	3-4	0-0	0	1	1	3	0	9	2	1	0	1	0	1
12	Sevval Gul		04:54	1-2	0-0	0-0	0	0	0	3	0	2	0	1	0	0	0	-4
22	Mia Nicastro		06:13	0-1	0-1	0-0	0	1	1	0	0	0	0	0	0	0	0	-10
32	Peyton Kennedy		09:00	1-1	0-0	0-0	1	1	2	0	1	2	1	1	0	0	0	12
Team							4	4	8			0		2				
Totals				26-60	10-25	8-9	11	24	35	17	15	70	15	18	2	5	2	-3

Technical Fouls::NONE

Shooting By Period		
1st FG%	5-17	29.4%
3PT%	0-3	0.0%
FT%	4-4	100%
2nd FG%	8-17	47.1%
3PT%	5-9	55.6%
FT%	1-1	100%
3rd FG%	7-12	58.3%
3PT%	2-3	66.7%
FT%	2-2	100%
4th FG%	6-14	42.9%
3PT%	3-10	30.0%
FT%	1-2	50%
GM FG%	26-60	43.3%
3PT%	10-25	40.0%
FT%	8-9	88.9%

Dead Ball Rebounds: 1, 0

	GB	SLU
Biggest lead	12 (3rd 9:03)	2 (1st 9:44)
Best Scoring Run	9(2nd 3:18)	9(3rd 3:33)
Lead Changes	5	
Times Tied	5	
Time with Lead	35:45	01:06

Points from	GB	SLU
Turnovers	23	14
Paint	28	24
Second Chance	10	8
Fast Breaks	9	9
Bench	11	13

Period by Period Scoring	1st	2nd	3rd	4th	TOT
GB	20	23	15	15	73
SLU	14	22	18	16	70

Official Basketball Box Score - Final

South Dakota at Saint Louis

11/20/22 Chaifetz Arena, St. Louis
2022-23 Women's Basketball

Game Time: 3:00 PM
Game Duration: 1:57
Attendance: 325

Officials: Justin Paluch, Abby Burmeister, Aaron Brooks

South Dakota - 71 Record: 4-1

NO.	Name		Min	FG M-A	3P M-A	FT M-A	Rebounds OR	DR	TOT	Fouls PF	FD	TP	AS	TO	ST	Blocks BS	BA	+/-
30	Jeniah Ugofsky	F	20:06	5-7	1-2	2-4	2	2	4	4	5	13	2	3	2	0	0	0
41	Alexi Hempe	F	32:03	2-8	0-2	0-0	3	4	7	2	0	4	2	1	1	1	1	15
3	Macy Guebert	G	34:21	3-13	2-4	3-3	1	2	3	2	4	11	4	0	0	1	1	-1
21	Grace Larkins	G	31:02	5-13	1-5	6-6	1	5	6	4	4	17	3	8	1	1	1	13
32	Madison Grange	G	25:33	2-6	0-1	3-3	1	3	4	2	4	7	0	2	0	1	1	-2
2	Nicole Avila-Ambrosi		14:17	0-1	0-0	1-2	0	0	0	0	1	1	1	1	1	0	0	-4
24	Walker Demers		13:02	3-8	1-1	0-0	8	3	11	3	1	7	0	0	1	0	4	2
25	Cassidy Carson		12:44	0-3	0-2	1-2	0	0	0	1	1	1	1	0	0	0	0	-3
10	Morgan Hansen		06:41	0-2	0-1	0-0	0	0	0	3	1	0	0	0	0	0	1	-4
20	Carley Duffney		10:11	3-7	2-2	2-2	0	1	1	0	0	10	1	0	0	0	2	4
Team							5	2	7			0		1				
Totals				23-68	7-20	18-22	21	22	43	21	21	71	14	16	6	4	11	4

Technical Fouls::NONE

Shooting By Period		
1st FG%	2-14	14.3%
3PT%	1-5	20.0%
FT%	5-6	83.3%
2nd FG%	8-19	42.1%
3PT%	3-4	75.0%
FT%	2-3	66.7%
3rd FG%	8-19	42.1%
3PT%	1-5	20.0%
FT%	2-3	66.7%
4th FG%	5-16	31.3%
3PT%	2-6	33.3%
FT%	9-10	90%
GM FG%	23-68	33.8%
3PT%	7-20	35.0%
FT%	18-22	81.8%

Dead Ball Rebounds: 2, 0

Saint Louis - 67 Record: 1-5

NO.	Name		Min	FG M-A	3P M-A	FT M-A	Rebounds OR	DR	TOT	Fouls PF	FD	TP	AS	TO	ST	Blocks BS	BA	+/-
42	Brooke Flowers	F	32:05	6-10	0-0	0-0	1	3	4	1	2	12	0	3	0	9	1	-2
00	Kyla McMakin	G	37:46	7-21	2-9	2-2	3	4	7	3	3	18	1	3	2	1	2	-2
2	Camreé Clegg	G	32:28	4-8	2-3	1-2	0	2	2	4	2	11	3	2	1	0	1	-2
4	Kennedy Calhoun	G	34:41	4-12	1-5	0-0	1	3	4	4	5	9	7	5	2	0	0	-3
11	Julia Martinez	G	27:45	2-4	0-0	4-5	5	7	12	3	5	8	2	6	4	0	0	-5
35	Briana Johns		14:59	0-2	0-2	0-0	1	1	2	0	0	0	1	0	0	0	0	-1
12	Sevval Gul		00:52	0-0	0-0	0-0	0	1	1	2	0	0	0	1	0	1	0	1
32	Peyton Kennedy		12:09	2-3	0-0	5-5	1	3	4	2	4	9	1	0	0	0	0	-2
22	Mia Nicastro		07:15	0-0	0-0	0-0	1	0	1	2	0	0	1	0	0	0	0	-4
Team							1	2	3			0		1				
Totals				25-60	5-19	12-14	14	26	40	21	21	67	16	21	9	11	4	-4

Technical Fouls::NONE

Shooting By Period		
1st FG%	5-15	33.3%
3PT%	0-4	0.0%
FT%	8-8	100%
2nd FG%	7-15	46.7%
3PT%	2-7	28.6%
FT%	2-2	100%
3rd FG%	9-10	90.1%
3PT%	0-0	0.0%
FT%	2-3	66.7%
4th FG%	10-17	58.8%
3PT%	3-8	37.5%
FT%	0-1	0%
GM FG%	25-60	41.7%
3PT%	5-19	26.3%
FT%	12-14	85.7%

Dead Ball Rebounds: 1, 0

	USD	SLU
Biggest lead	6 (3rd 0:26)	12 (2nd 3:28)
Best Scoring Run	10(3rd 1:31)	7(2nd 4:15)
Lead Changes	9	
Times Tied	1	
Time with Lead	14:03	25:33

Points from	USD	SLU
Turnovers	11	19
Paint	28	34
Second Chance	20	17
Fast Breaks	11	15
Bench	19	9

Period by Period Scoring	1st	2nd	3rd	4th	TOT
USD	10	21	19	21	71
SLU	18	18	8	23	67

Official Basketball Box Score - Final

Saint Louis at Baylor

11/25/22 Hertz Arena, Estero
Gulf Coast Showcase - Game 1

Game Time: 11:00 AM
Game Duration: 1:35
Attendance: 213

Officials: Saif Esho, Ify Seales, Tiffany Bridges

Saint Louis - 58 Record: 1-6

NO.	Name		Min	FG M-A	3P M-A	FT M-A	Rebounds OR	DR	TOT	Fouls PF	FD	TP	AS	TO	ST	Blocks BS	BA	+/-
42	Brooke Flowers	F	22:44	5-8	0-0	3-5	2	3	5	2	3	13	0	1	2	4	0	-14
00	Kyla McMakin	G	26:36	2-14	1-6	2-2	1	3	4	2	1	7	0	3	1	0	0	-34
2	Camreé Clegg	G	25:43	2-11	1-8	0-0	0	1	1	0	3	5	3	5	0	0	0	-24
4	Kennedy Calhoun	G	26:27	2-5	0-3	0-0	1	2	3	3	3	4	1	4	4	0	0	-26
11	Julia Martinez	G	28:38	1-5	0-1	3-4	5	3	8	2	3	5	2	0	0	0	0	-19
32	Peyton Kennedy		19:29	5-12	1-3	0-0	4	1	5	2	0	11	1	2	0	0	0	-16
35	Briana Johns		08:18	0-1	0-1	0-0	0	0	0	2	0	0	0	0	1	0	0	-11
22	Mia Nicastro		19:17	5-8	0-3	2-2	4	3	7	0	1	12	0	2	1	0	0	-15
10	Isabel Tillett		04:41	0-0	0-0	0-0	0	1	1	0	0	0	0	0	1	0	0	0
12	Sevval Gul		06:35	0-3	0-0	1-2	0	0	0	2	1	1	0	0	0	0	1	-5
1	Marisa Warren		06:08	0-0	0-0	0-0	0	1	1	0	0	0	1	1	0	0	0	-6
3	Abby Liber		03:54	0-0	0-0	0-0	0	1	1	0	0	0	0	0	0	0	0	1
34	Sarah Lazar		01:30	0-0	0-0	0-0	0	0	0	0	0	0	0	0	0	0	0	-1
Team							1	2	3			0		0				
Totals				22-67	3-25	11-15	18	21	39	15	15	58	8	18	10	4	1	-34

Technical Fouls::NONE

Shooting By Period		
1st FG%	3-19	15.8%
3PT%	1-9	11.1%
FT%	4-4	100%
2nd FG%	5-17	29.4%
3PT%	0-5	0.0%
FT%	2-2	100%
3rd FG%	9-15	60.0%
3PT%	2-4	50.0%
FT%	2-3	66.7%
4th FG%	5-16	31.3%
3PT%	0-7	0.0%
FT%	3-6	50%
GM FG%	22-67	32.8%
3PT%	3-25	12.0%
FT%	11-15	73.3%

Dead Ball Rebounds: 1, 0

Baylor - 92 Record: 4-1

NO.	Name		Min	FG M-A	3P M-A	FT M-A	Rebounds OR	DR	TOT	Fouls PF	FD	TP	AS	TO	ST	Blocks BS	BA	+/-
51	Caitlin Bickle	F	18:03	4-6	1-3	0-0	3	2	5	1	1	9	4	0	1	0	0	16
5	Darianna Littlepage-Buggs	G	21:14	6-12	0-0	1-1	5	9	14	1	1	13	1	2	0	0	1	11
10	Jaden Owens	G	31:45	4-8	1-3	2-2	1	4	5	1	2	11	10	5	3	0	1	34
21	Ja'Mee Asberry	G	17:52	6-8	2-4	0-0	1	0	1	1	3	14	2	0	2	0	0	29
24	Sarah Andrews	G	29:22	6-15	4-11	0-0	0	2	2	1	0	16	6	1	2	0	0	30
4	Jana Van Gytenbeek		21:20	1-3	1-2	0-0	0	3	3	2	1	3	0	2	0	0	0	7
22	Bella Fontleroy		20:32	4-10	0-4	2-4	3	6	9	4	2	10	0	0	2	0	0	20
25	Kendra Gillispie		11:57	2-3	0-0	3-4	1	1	2	1	2	7	1	1	0	0	1	19
30	Catarina Ferreira		17:55	2-6	0-3	2-3	1	2	3	1	2	6	1	0	0	0	0	5
20	Erika Porter		05:07	0-1	0-0	0-0	1	0	1	1	0	0	0	1	0	0	1	-3
12	Kyla Abraham		04:53	1-1	0-0	1-2	0	0	0	1	1	3	0	0	0	1	0	2
Team							1	1	2			0		0				
Totals				36-73	9-30	11-16	17	30	47	15	15	92	25	11	11	1	4	34

Technical Fouls::NONE

Shooting By Period		
1st FG%	9-17	52.9%
3PT%	3-7	42.9%
FT%	4-4	100%
2nd FG%	10-20	50.0%
3PT%	2-7	28.6%
FT%	1-3	33.3%
3rd FG%	14-22	63.6%
3PT%	3-8	37.5%
FT%	1-1	100%
4th FG%	3-14	21.4%
3PT%	1-8	12.5%
FT%	5-8	62.5%
GM FG%	36-73	49.3%
3PT%	9-30	30.0%
FT%	11-16	68.8%

Dead Ball Rebounds: 4, 0

	SLU	BAY
Biggest lead	0 (1st 10:00)	39 (4th 7:58)
Best Scoring Run	8(4th 4:53)	10(1st 6:59)
Lead Changes	0	
Times Tied	0	
Time with Lead	00:00	39:35

Points from	SLU	BAY
Turnovers	6	24
Paint	32	46
Second Chance	15	24
Fast Breaks	1	25
Bench	24	29

Period by Period Scoring	1st	2nd	3rd	4th	TOT
SLU	11	12	22	13	58
BAY	25	23	32	12	92

Official Basketball Box Score - Final

Belmont at Saint Louis

11/26/22 Hertz Arena, Estero
Gulf Coast Showcase - Game 5

Game Time: 11:00 AM
Game Duration: 1:50
Attendance: 176

Officials: Mark Berger, Keisha Brown, Xiomara Cruz

Belmont - 78 Record: 2-4

NO.	Name		Min	FG M-A	3P M-A	FT M-A	Rebounds OR	DR	TOT	Fouls PF	FD	TP	AS	TO	ST	Blocks BS	BA	+/-
3	Madison Bartley	F	13:40	0-2	0-1	0-0	1	1	2	2	1	0	1	4	0	0	1	-13
0	Tuti Jones	G	34:14	4-12	1-6	1-4	1	7	8	4	4	10	1	3	1	0	0	10
5	Sydni Harvey	G	33:49	3-10	2-7	3-6	1	3	4	3	4	11	3	1	1	0	1	-1
11	Destinee Wells	G	37:19	8-15	3-5	7-7	0	3	3	3	5	26	4	6	1	0	0	13
23	Nikki Baird	G	10:09	0-1	0-1	0-0	0	1	1	1	1	0	0	0	0	1	0	-8
10	Blair Schoenwald		09:19	1-3	1-3	0-0	0	1	1	2	1	3	0	1	1	0	0	6
12	Kilyn McGuff		31:08	6-9	3-4	5-5	1	2	3	4	5	20	2	1	1	0	0	24
22	Tessa Miller		26:20	2-4	0-1	2-6	6	10	16	4	6	6	2	1	1	2	1	23
14	Kendal Cheesman		02:16	0-0	0-0	0-0	0	0	0	0	0	0	0	0	0	0	0	-1
24	Kate Hollifield		01:46	1-1	0-0	0-0	0	0	0	0	0	2	0	1	0	0	0	-3
Team							1	1	2			0		1				
Totals				25-57	10-28	18-28	11	29	40	23	27	78	13	19	6	3	3	10

Technical Fouls::NONE

Shooting By Period		
1st FG%	6-14	42.9%
3PT%	2-7	28.6%
FT%	2-4	50%
2nd FG%	10-16	62.5%
3PT%	3-5	60.0%
FT%	1-3	33.3%
3rd FG%	5-12	41.7%
3PT%	3-7	42.9%
FT%	5-5	100%
4th FG%	4-15	26.7%
3PT%	2-9	22.2%
FT%	10-16	62.5%
GM FG%	25-57	43.9%
3PT%	10-28	35.7%
FT%	18-28	64.3%

Dead Ball Rebounds: 5, 0

Saint Louis - 68 Record: 1-7

NO.	Name		Min	FG M-A	3P M-A	FT M-A	Rebounds OR	DR	TOT	Fouls PF	FD	TP	AS	TO	ST	Blocks BS	BA	+/-
22	Mia Nicastro	F	18:53	1-4	0-2	0-0	0	6	6	1	0	2	0	1	1	0	0	-8
42	Brooke Flowers	F	35:25	4-7	0-0	4-5	3	6	9	4	4	12	1	6	1	3	0	3
00	Kyla McMakin	G	32:59	7-21	2-7	8-9	2	0	2	4	7	24	4	3	1	0	1	2
4	Kennedy Calhoun	G	32:58	1-5	0-3	4-4	0	4	4	5	2	6	2	3	1	0	1	-17
11	Julia Martinez	G	27:33	3-8	0-2	3-5	5	3	8	4	4	9	1	3	3	0	1	2
32	Peyton Kennedy		11:08	1-5	0-1	2-2	3	3	6	3	1	4	0	1	0	0	0	-22
2	Camreé Clegg		16:09	0-8	0-5	0-0	0	0	0	3	1	0	3	1	0	0	0	-15
35	Briana Johns		11:58	2-3	1-2	0-0	0	0	0	1	0	5	0	0	0	0	0	-10
1	Marisa Warren		12:57	2-2	1-1	1-1	0	3	3	2	4	6	0	1	0	0	0	15
Team							3	1	4			0		0				
Totals				21-63	4-23	22-26	16	26	42	27	23	68	11	19	7	3	3	-10

Technical Fouls::NONE

Shooting By Period		
1st FG%	9-15	60.0%
3PT%	1-3	33.3%
FT%	3-3	100%
2nd FG%	1-14	7.1%
3PT%	0-5	0.0%
FT%	2-4	50%
3rd FG%	5-16	31.3%
3PT%	1-5	20.0%
FT%	10-10	100%
4th FG%	6-18	33.3%
3PT%	2-10	20.0%
FT%	7-9	77.8%
GM FG%	21-63	33.3%
3PT%	4-23	17.4%
FT%	22-26	84.6%

Dead Ball Rebounds: 1, 0

	BEL	SLU
Biggest lead	24 (3rd 2:53)	15 (1st 5:45)
Best Scoring Run	12(1st 1:49)	15(1st 5:45)
Lead Changes	1	
Times Tied	2	
Time with Lead	25:28	12:48

Points from	BEL	SLU
Turnovers	23	31
Paint	24	24
Second Chance	10	11
Fast Breaks	2	6
Bench	31	15

Period by Period Scoring	1st	2nd	3rd	4th	TOT
BEL	16	24	18	20	78
SLU	22	4	21	21	68

Box Scores

Official Basketball Box Score - Final

Air Force at Saint Louis

11/27/22 Hertz Arena, Estero
Gulf Coast Showcase - Game 9

Game Time: 11:00 AM
Game Duration: 1:46
Attendance: 135

Officials: Kylie Galloway, Xiomara Cruz, Keisha Brown

Air Force - 58 Record: 3-4

NO.	Name		Min	FG M-A	3P M-A	FT M-A	Rebounds OR	DR	TOT	Fouls PF	FD	TP	AS	TO	ST	Blocks BS	BA	+/-
30	Dasha Macmillan	F	21:25	2-4	0-2	1-2	0	4	4	1	4	5	0	1	2	0	0	-7
33	Nikki McDonald	F	27:54	1-6	0-1	1-2	1	0	1	2	4	3	0	0	0	0	1	-27
4	Madison Smith	G	21:50	2-9	1-3	0-0	0	0	0	4	0	5	0	1	1	0	1	-9
10	Kamri Heath	G	31:11	3-13	1-2	8-10	0	3	3	2	6	15	1	2	2	0	0	-16
40	Jo Huntimer	G	35:20	4-8	1-4	1-2	0	3	3	4	2	10	4	3	2	0	0	-11
2	Milahnie Perry		09:29	1-6	0-1	1-2	0	1	1	0	1	3	0	0	1	0	0	-11
13	Faith Shelton		11:29	1-4	1-2	0-2	1	5	6	2	1	3	0	1	0	0	1	-5
5	Taylor Britt		22:10	3-7	1-2	0-0	2	1	3	4	1	7	0	2	2	0	0	-10
31	Emily Adams		19:12	3-8	0-0	1-7	3	4	7	2	4	7	0	2	3	0	2	1
Team							3	2	5			0		1				
Totals				20-65	5-17	13-27	10	23	33	21	23	58	5	13	13	0	5	-19

Technical Fouls::NONE

Shooting By Period		
1st FG%	2-15	13.3%
3PT%	0-3	0.0%
FT%	1-2	50%
2nd FG%	6-16	37.5%
3PT%	2-6	33.3%
FT%	4-6	66.7%
3rd FG%	3-18	16.7%
3PT%	1-5	20.0%
FT%	4-10	40%
4th FG%	9-16	56.3%
3PT%	2-3	66.7%
FT%	4-9	44.4%
GM FG%	20-65	30.8%
3PT%	5-17	29.4%
FT%	13-27	48.1%

Dead Ball Rebounds: 7, 0

Saint Louis - 77 Record: 2-7

NO.	Name		Min	FG M-A	3P M-A	FT M-A	Rebounds OR	DR	TOT	Fouls PF	FD	TP	AS	TO	ST	Blocks BS	BA	+/-
22	Mia Nicastro	F	16:29	2-5	0-3	0-0	0	5	5	4	1	4	1	1	1	0	0	16
42	Brooke Flowers	F	31:43	7-9	0-0	1-2	2	11	13	1	2	15	2	3	1	5	0	19
00	Kyla McMakin	G	32:10	8-23	1-8	2-2	2	3	5	2	2	19	1	3	1	0	0	18
4	Kennedy Calhoun	G	32:53	4-6	0-0	6-6	1	1	2	3	6	14	3	3	1	0	0	24
11	Julia Martinez	G	27:25	3-7	0-1	2-3	0	5	5	1	4	8	2	3	2	0	0	16
32	Peyton Kennedy		15:10	2-3	0-1	0-0	1	6	7	4	3	4	0	1	0	0	0	9
35	Briana Johns		12:22	2-2	0-0	0-0	1	2	3	3	0	4	1	0	0	0	0	4
2	Camreé Clegg		16:22	2-4	1-3	2-2	0	5	5	2	3	7	8	4	0	0	0	2
1	Marisa Warren		07:56	0-1	0-1	0-0	1	2	3	2	0	0	0	3	0	0	0	-4
12	Sevval Gul		04:15	1-2	0-0	0-0	1	0	1	1	0	2	0	0	0	0	0	3
10	Isabel Tillett		01:07	0-0	0-0	0-0	0	0	0	0	0	0	0	0	0	0	0	-4
3	Abby Liber		01:04	0-0	0-0	0-0	0	0	0	0	0	0	0	0	0	0	0	-4
34	Sarah Lazar		01:04	0-0	0-0	0-0	0	0	0	0	0	0	0	0	0	0	0	-4
Team							1	1	2			0		0				
Totals				31-62	2-17	13-15	10	41	51	23	21	77	18	21	6	5	0	19

Technical Fouls::NONE

Shooting By Period		
1st FG%	8-15	53.3%
3PT%	0-4	0.0%
FT%	2-2	100%
2nd FG%	8-17	47.1%
3PT%	0-3	0.0%
FT%	4-4	100%
3rd FG%	8-15	53.3%
3PT%	1-5	20.0%
FT%	5-7	71.4%
4th FG%	7-15	46.7%
3PT%	1-5	20.0%
FT%	2-2	100%
GM FG%	31-62	50.0%
3PT%	2-17	11.8%
FT%	13-15	86.7%

Dead Ball Rebounds: 0, 1

Technical Fouls::NONE

	AFA	SLU
Biggest lead	0 (1st 10:00)	27 (3rd 0:47)
Best Scoring Run	11(2nd 3:30)	12(1st 1:56)
Lead Changes	0	
Times Tied	1	
Time with Lead	00:00	39:19

Points from	AFA	SLU
Turnovers	15	8
Paint	20	50
Second Chance	5	6
Fast Breaks	8	10
Bench	20	17

Period by Period Scoring	1st	2nd	3rd	4th	TOT
AFA	5	18	11	24	58
SLU	18	20	22	17	77

Official Basketball Box Score - Final

Saint Louis at Missouri

11/30/22 Mizzou Arena, Columbia
2022-23 Women's Basketball

Game Time: 7:00 PM
Game Duration: 1:52

Officials: Cameron Inouye, Natasha Camy, Frank Steratore

Saint Louis - 52 Record: 2-8

NO.	Name		Min	FG M-A	3P M-A	FT M-A	Rebounds OR	DR	TOT	Fouls PF	FD	TP	AS	TO	ST	Blocks BS	BA	+/-
22	Mia Nicastro	F	12:49	0-2	0-1	0-0	0	1	1	0	0	0	0	3	3	0	0	-11
42	Brooke Flowers	F	27:08	1-2	0-0	1-2	0	5	5	2	2	3	0	1	0	3	0	-36
00	Kyla McMakin	G	29:14	3-14	2-7	2-2	0	1	1	1	1	10	3	2	0	1	2	-32
4	Kennedy Calhoun	G	28:22	1-3	1-2	2-2	1	1	2	4	2	5	4	4	2	0	0	-24
11	Julia Martinez	G	34:23	4-9	1-3	0-0	4	2	6	3	2	9	2	4	2	0	1	-15
35	Briana Johns		26:54	4-6	4-6	0-0	1	2	3	3	0	12	1	1	1	0	0	-26
2	Camreé Clegg		08:28	0-5	0-3	0-0	0	1	1	0	1	0	0	1	0	0	1	-7
32	Peyton Kennedy		20:05	4-9	1-4	0-0	1	3	4	3	0	9	0	2	0	1	0	3
12	Sevval Gul		02:43	1-3	0-0	0-0	1	1	2	0	1	2	0	1	0	0	0	2
1	Marisa Warren		07:46	1-1	0-0	0-0	0	4	4	0	0	2	0	1	1	0	0	-4
3	Abby Liber		01:04	0-1	0-1	0-0	0	0	0	0	0	0	0	0	0	0	0	0
10	Isabel Tillett		01:04	0-0	0-0	0-0	0	0	0	0	0	0	0	0	0	0	0	0
Team							2	2	4			0		2				
Totals				19-55	9-27	5-6	10	23	33	16	9	52	10	22	9	5	4	-30

Technical Fouls::NONE

Shooting By Period		
1st FG%	5-13	38.5%
3PT%	4-10	40.0%
FT%	0-0	0%
2nd FG%	2-11	18.2%
3PT%	0-2	0.0%
FT%	1-2	50%
3rd FG%	6-14	42.9%
3PT%	2-6	33.3%
FT%	4-4	100%
4th FG%	6-17	35.3%
3PT%	3-9	33.3%
FT%	0-0	0%
GM FG%	19-55	34.5%
3PT%	9-27	33.3%
FT%	5-6	83.3%

Dead Ball Rebounds: 0, 0

Missouri - 82 Record: 7-1

NO.	Name		Min	FG M-A	3P M-A	FT M-A	Rebounds OR	DR	TOT	Fouls PF	FD	TP	AS	TO	ST	Blocks BS	BA	+/-
43	Hayley Frank	F	25:38	5-10	4-7	0-0	0	5	5	0	1	14	1	1	1	1	1	29
32	Jayla Kelly	C	12:54	3-6	0-0	5-7	0	4	4	1	4	11	0	2	0	0	1	13
1	Lauren Hansen	G	31:28	9-17	6-11	0-0	0	3	3	1	2	24	1	0	1	1	1	28
4	Mama Dembele	G	25:42	4-5	1-1	0-1	1	2	3	1	1	9	5	3	3	0	1	23
13	Haley Troup	G	20:57	1-4	1-3	0-0	1	2	3	1	1	3	6	1	1	0	0	27
20	Sarah Linthacum		14:43	3-4	0-0	0-0	3	2	5	0	1	6	1	3	1	0	0	11
2	Sara-Rose Smith		21:37	1-3	1-3	2-2	1	4	5	2	3	5	1	2	3	0	0	4
24	Ashton Judd		23:46	2-9	1-2	1-2	1	2	3	0	1	6	1	3	1	0	1	0
40	Micah Linthacum		10:58	1-1	0-0	0-0	2	0	2	2	1	2	0	0	0	0	0	8
21	Averi Kroenke		12:17	1-4	0-0	0-0	0	2	2	1	1	2	2	2	2	2	0	7
Team							4	1	5			0		0				
Totals				30-63	14-27	8-12	13	27	40	9	16	82	18	17	13	4	5	30

Technical Fouls::NONE

Shooting By Period		
1st FG%	8-16	50.0%
3PT%	5-7	71.4%
FT%	1-3	33.3%
2nd FG%	6-13	46.2%
3PT%	3-6	50.0%
FT%	0-0	0%
3rd FG%	9-17	52.9%
3PT%	5-10	50.0%
FT%	3-3	100%
4th FG%	7-17	41.2%
3PT%	1-4	25.0%
FT%	4-6	66.7%
GM FG%	30-63	47.6%
3PT%	14-27	51.9%
FT%	8-12	66.7%

Dead Ball Rebounds: 1, 0

	SLU	MIZ
Biggest lead	0 (1st 10:00)	32 (4th 3:27)
Best Scoring Run	10(3rd 2:25)	13(2nd 5:30)
Lead Changes	0	
Times Tied	2	
Time with Lead	00:00	38:41

Points from	SLU	MIZ
Turnovers	15	15
Paint	16	28
Second Chance	9	18
Fast Breaks	5	14
Bench	25	21

Period by Period Scoring	1st	2nd	3rd	4th	TOT
SLU	14	5	18	15	52
MIZ	22	15	26	19	82

Official Basketball Box Score - Final

Illinois St. at Saint Louis

12/03/22 Chaifetz Arena, St. Louis
2022-23 Women's Basketball

Game Time: 7:00 PM
Game Duration: 1:49
Attendance: 315

Officials: Bruce Morris, Brandon Enterline, Jennifer Washo

Illinois St. - 65 Record: 5-2

NO.	Name		Min	FG M-A	3P M-A	FT M-A	Rebounds OR	DR	TOT	Fouls PF	FD	TP	AS	TO	ST	Blocks BS	BA	+/-
24	DeAnna Wilson	F	25:31	4-16	0-0	4-4	5	2	7	3	5	12	1	3	0	0	3	-1
32	Kate Bullman	F	26:34	3-10	0-2	0-0	2	5	7	5	2	6	1	2	0	0	0	-9
3	Mary Crompton	G	37:42	6-10	4-7	2-2	0	3	3	1	1	18	2	2	1	0	0	-5
12	Maya Wong	G	38:07	2-8	1-2	4-4	1	0	1	2	5	9	1	2	2	0	2	-17
14	Paige Robinson	G	36:20	5-15	3-8	2-2	2	3	5	4	2	15	2	2	1	0	0	-8
1	Jasmine McGinnis-Taylor		14:29	0-4	0-0	0-0	3	5	8	0	0	0	1	0	0	0	2	-9
2	Ta'Shonna Wright-Gaskins		13:23	2-4	0-0	1-2	2	3	5	3	3	5	1	3	0	2	0	-2
21	Abbie Aalsma		07:26	0-4	0-1	0-0	2	0	2	0	0	0	0	0	0	0	0	2
33	Hannah Kelle		00:28	0-0	0-0	0-0	0	0	0	1	0	0	0	1	0	0	0	-1
Team							2	1	3			0		0				
Totals				22-71	8-20	13-14	19	22	41	19	18	65	9	15	4	2	7	-10

Technical Fouls::NONE

Shooting By Period		
1st FG%	6-20	30.0%
3PT%	3-6	50.0%
FT%	5-6	83.3%
2nd FG%	5-16	31.3%
3PT%	1-3	33.3%
FT%	5-5	100%
3rd FG%	7-17	41.2%
3PT%	2-4	50.0%
FT%	3-3	100%
4th FG%	4-18	22.2%
3PT%	2-7	28.6%
FT%	0-0	0%
GM FG%	22-71	31.0%
3PT%	8-20	40.0%
FT%	13-14	92.9%

Dead Ball Rebounds: 1, 0

Saint Louis - 75 Record: 3-8

NO.	Name		Min	FG M-A	3P M-A	FT M-A	Rebounds OR	DR	TOT	Fouls PF	FD	TP	AS	TO	ST	Blocks BS	BA	+/-
32	Peyton Kennedy	F	18:06	2-6	0-1	6-6	1	2	3	2	5	10	0	0	1	0	0	10
42	Brooke Flowers	F	36:40	6-9	0-0	2-2	0	6	6	2	1	14	0	3	0	7	1	10
00	Kyla McMakin	G	38:55	8-20	4-10	2-2	0	4	4	1	7	22	2	3	2	0	1	8
4	Kennedy Calhoun	G	31:52	1-2	0-0	0-0	0	3	3	5	0	2	5	6	1	0	0	2
11	Julia Martinez	G	33:08	6-12	2-3	6-6	3	6	9	3	4	20	3	1	2	0	0	18
35	Briana Johns		18:40	1-4	0-1	0-0	1	3	4	2	1	2	2	2	0	0	0	2
2	Camreé Clegg		11:22	1-3	1-3	0-0	0	0	0	1	0	3	1	1	0	0	0	-6
12	Sevval Gul		01:29	0-0	0-0	0-0	0	0	0	2	0	0	0	0	0	0	0	-2
22	Mia Nicastro		05:05	0-0	0-0	0-0	1	1	2	0	0	0	1	0	0	0	0	0
1	Marisa Warren		04:43	0-0	0-0	2-2	0	0	0	0	1	2	0	0	1	0	0	8
Team							3	5	8			0		0				
Totals				25-56	7-18	18-18	9	30	39	18	19	75	13	17	7	7	2	10

Technical Fouls::NONE

Shooting By Period		
1st FG%	7-15	46.7%
3PT%	4-7	57.1%
FT%	2-2	100%
2nd FG%	8-17	47.1%
3PT%	2-5	40.0%
FT%	2-2	100%
3rd FG%	5-11	45.5%
3PT%	1-4	25.0%
FT%	4-4	100%
4th FG%	5-13	38.5%
3PT%	0-2	0.0%
FT%	10-10	100%
GM FG%	25-56	44.6%
3PT%	7-18	38.9%
FT%	18-18	100.0%

Dead Ball Rebounds: 0, 0

	ILST	SLU
Biggest lead	3 (4th 8:33)	11 (4th 0:23)
Best Scoring Run	8(3rd 1:48)	10(4th 0:23)
Lead Changes	12	
Times Tied	8	
Time with Lead	06:17	29:17

Points from	ILST	SLU
Turnovers	9	21
Paint	22	24
Second Chance	20	8
Fast Breaks	9	14
Bench	5	7

Period by Period Scoring	1st	2nd	3rd	4th	TOT
ILST	20	16	19	10	65
SLU	20	20	15	20	75

Official Basketball Box Score - Final

Saint Louis at Ball St.

12/05/22 Worthen Arena, Muncie, Ind.
2022-23 Women's Basketball

Game Time: 6:30 PM
Game Duration: 1:53
Attendance: 1,011

Officials: Cameron Inouye, Michael McConnell, Mark Berger

Saint Louis - 51 Record: 3-9

NO.	Name		Min	FG M-A	3P M-A	FT M-A	Rebounds OR	DR	TOT	Fouls PF	FD	TP	AS	TO	ST	Blocks BS	BA	+/-
32	Peyton Kennedy	F	10:02	0-0	0-0	1-2	0	2	2	0	3	1	1	2	0	0	0	-22
42	Brooke Flowers	F	28:35	5-8	0-0	1-2	2	3	5	0	2	11	0	0	0	2	0	-27
00	Kyla McMakin	G	22:52	1-14	0-6	0-0	0	3	3	3	1	2	0	3	1	0	0	-25
4	Kennedy Calhoun	G	25:21	3-7	0-2	0-0	1	1	2	0	0	6	1	3	0	0	1	-30
11	Julia Martinez	G	30:13	5-13	0-2	0-2	0	3	3	2	4	10	3	2	3	0	0	-30
22	Mia Nicastro		14:42	2-5	0-2	5-5	2	1	3	4	3	9	0	0	0	0	0	-4
35	Briana Johns		24:10	4-8	4-8	0-0	1	4	5	2	0	12	3	0	1	0	0	-9
2	Camreé Clegg		13:43	0-1	0-0	0-0	0	1	1	2	1	0	0	2	1	0	0	-8
1	Marisa Warren		11:39	0-2	0-0	0-0	0	0	0	0	0	0	2	0	0	0	1	-1
12	Sevval Gul		04:35	0-0	0-0	0-0	0	1	1	1	0	0	0	0	0	0	0	-5
24	Kiley Bess		09:23	0-2	0-2	0-0	0	1	1	1	0	0	1	1	0	0	0	-3
3	Abby Liber		01:35	0-0	0-0	0-0	0	0	0	0	0	0	0	0	0	0	0	-2
10	Isabel Tillett		01:35	0-0	0-0	0-0	0	0	0	1	0	0	0	0	0	0	0	-2
34	Sarah Lazar		01:35	0-0	0-0	0-0	0	0	0	0	0	0	0	0	0	0	0	-2
Team							1	2	3			0		2				
Totals				20-60	4-22	7-11	7	22	29	16	14	51	11	15	6	2	2	-34

Technical Fouls::NONE

Shooting By Period		
1st FG%	6-15	40.0%
3PT%	1-4	25.0%
FT%	1-1	100%
2nd FG%	4-15	26.7%
3PT%	1-5	20.0%
FT%	1-2	50%
3rd FG%	5-15	33.3%
3PT%	1-6	16.7%
FT%	0-0	0%
4th FG%	5-15	33.3%
3PT%	1-7	14.3%
FT%	5-8	62.5%
GM FG%	20-60	33.3%
3PT%	4-22	18.2%
FT%	7-11	63.6%

Dead Ball Rebounds: 2, 0

Ball St. - 85 Record: 6-2

NO.	Name		Min	FG M-A	3P M-A	FT M-A	Rebounds OR	DR	TOT	Fouls PF	FD	TP	AS	TO	ST	Blocks BS	BA	+/-
10	Thelma Dis Agustsdottir	F	28:16	6-8	5-6	0-0	1	5	6	0	1	17	2	2	0	0	0	29
30	Anna Clephane	G	25:36	6-15	0-4	4-4	0	4	4	1	2	16	1	1	1	0	1	31
0	Ally Becki		21:02	2-7	0-2	2-2	2	4	6	0	2	6	4	1	4	0	0	22
14	Marie Kiefer		23:41	4-6	1-2	0-0	1	10	11	1	0	9	1	1	0	1	1	28
24	Madelyn Bischoff		22:32	5-7	2-3	1-4	0	0	0	0	3	13	3	0	0	0	0	22
11	Sydney Bolden		13:30	0-1	0-0	1-2	0	0	0	4	3	1	2	2	1	0	0	6
20	Alex Richard		14:53	4-6	0-0	2-2	1	1	2	4	1	10	2	0	0	0	0	5
1	Hana Mühl		16:52	1-2	0-1	0-0	1	2	3	1	1	2	4	1	0	1	0	8
42	Annie Rauch		13:10	1-2	0-0	4-4	1	1	2	2	2	6	0	0	1	0	0	6
4	Sydney Shafer		14:31	2-5	1-3	0-0	0	2	2	0	1	5	1	1	1	0	0	10
22	Estel Puiggros		05:57	0-2	0-1	0-0	1	1	2	1	0	0	1	1	0	0	0	3
Team							2	5	7			0		0				
Totals				31-61	9-22	14-18	10	35	45	14	16	85	21	10	8	2	2	34

Technical Fouls::NONE

Shooting By Period		
1st FG%	7-15	46.7%
3PT%	2-6	33.3%
FT%	6-8	75%
2nd FG%	8-15	53.3%
3PT%	3-6	50.0%
FT%	0-0	0%
3rd FG%	9-17	52.9%
3PT%	3-6	50.0%
FT%	2-4	50%
4th FG%	7-14	50.0%
3PT%	1-4	25.0%
FT%	6-6	100%
GM FG%	31-61	50.8%
3PT%	9-22	40.9%
FT%	14-18	77.8%

Dead Ball Rebounds: 2, 0

	SLU	BSU
Biggest lead	0 (1st 10:00)	37 (4th 4:31)
Best Scoring Run	5(2nd 5:06)	9(3rd 7:48)
Lead Changes	0	
Times Tied	0	
Time with Lead	00:00	38:51

Points from	SLU	BSU
Turnovers	7	14
Paint	32	40
Second Chance	4	12
Fast Breaks	8	12
Bench	21	24

Period by Period Scoring	1st	2nd	3rd	4th	TOT
SLU	14	10	11	16	51
BSU	22	19	23	21	85

Box Scores

Official Basketball Box Score - Final

Wichita St. at Saint Louis

12/08/22 Chaifetz Arena, St. Louis
2022-23 Women's Basketball

Game Time: 7:00 PM
Game Duration: 1:57
Attendance: 275

Officials: Joseph Vaszily, Ashley Gloss, Krystle Apellaniz

Wichita St. - 77 Record: 8-1

NO.	Name		Min	FG M-A	3P M-A	FT M-A	Rebounds OR	DR	TOT	Fouls PF	FD	TP	AS	TO	ST	Blocks BS	BA	+/-
24	Trajata Colbert	F	29:08	3-8	0-0	2-2	2	5	7	4	2	8	1	2	0	0	2	17
35	Jane Asinde	F	33:05	5-8	0-0	6-10	4	7	11	3	7	16	5	4	4	0	1	6
1	DJ McCarty	G	32:04	6-13	1-2	3-7	1	4	5	3	5	16	4	6	3	0	1	-3
10	Curtessia Dean	G	28:47	8-13	1-2	1-1	4	6	10	1	2	18	2	4	0	1	0	17
20	Shamaryah Duncan	G	32:53	2-8	1-3	5-6	0	1	1	3	4	10	0	3	0	0	0	-4
4	Nhug Bosch Duran		20:18	2-4	1-2	1-2	0	0	0	2	1	6	1	1	1	0	0	-4
3	Ornella Niankan		18:49	1-2	0-0	1-2	1	1	2	1	1	3	1	1	0	0	0	-16
13	Ella Anciaux		04:56	0-0	0-0	0-0	0	0	0	1	0	0	0	0	0	0	0	2
Team							3	3	6			0		0				
Totals				27-56	4-9	19-30	15	27	42	18	22	77	14	21	8	1	4	3

Technical Fouls::NONE

Shooting By Period		
1st FG%	8-22	36.4%
3PT%	2-3	66.7%
FT%	3-6	50%
2nd FG%	8-10	80.0%
3PT%	0-0	0.0%
FT%	5-7	71.4%
3rd FG%	9-16	56.3%
3PT%	1-3	33.3%
FT%	1-1	100%
4th FG%	2-8	25.0%
3PT%	1-3	33.3%
FT%	10-16	62.5%
GM FG%	27-56	48.2%
3PT%	4-9	44.4%
FT%	19-30	63.3%

Dead Ball Rebounds: 4, 0

Saint Louis - 74 Record: 3-10

NO.	Name		Min	FG M-A	3P M-A	FT M-A	Rebounds OR	DR	TOT	Fouls PF	FD	TP	AS	TO	ST	Blocks BS	BA	+/-
42	Brooke Flowers	F	26:44	1-4	0-0	0-0	0	5	5	3	1	2	0	1	0	3	0	-21
00	Kyla McMakin	G	31:24	2-7	1-2	2-2	0	2	2	4	2	7	0	4	1	0	0	-2
4	Kennedy Calhoun	G	36:29	4-8	2-5	0-0	2	1	3	4	1	10	3	4	1	0	0	-4
11	Julia Martinez	G	39:21	7-14	1-6	5-8	7	5	12	4	7	20	6	5	7	0	0	-2
35	Briana Johns	G	11:24	0-1	0-1	0-0	0	0	0	1	1	0	1	0	0	1	0	-22
22	Mia Nicastro		17:54	3-7	0-3	2-4	2	4	6	2	2	8	0	0	2	0	0	17
32	Peyton Kennedy		26:32	9-16	4-8	3-6	1	3	4	4	3	25	2	0	1	0	1	14
2	Camreé Clegg		06:41	0-3	0-2	0-0	0	0	0	0	0	0	0	1	1	0	0	4
1	Marisa Warren		03:31	1-1	0-0	0-2	0	0	0	0	1	2	0	1	0	0	0	1
Team							0	1	1			0		0				
Totals				27-61	8-27	12-22	12	21	33	22	18	74	12	16	13	4	1	-3

Technical Fouls::NONE

Shooting By Period		
1st FG%	5-16	31.3%
3PT%	1-7	14.3%
FT%	0-0	0%
2nd FG%	4-15	26.7%
3PT%	1-8	12.5%
FT%	0-4	0%
3rd FG%	7-11	63.6%
3PT%	4-6	66.7%
FT%	7-10	70%
4th FG%	11-19	57.9%
3PT%	2-6	33.3%
FT%	5-8	62.5%
GM FG%	27-61	44.3%
3PT%	8-27	29.6%
FT%	12-22	54.5%

Dead Ball Rebounds: 5, 0

	WSU	SLU
Biggest lead	27 (3rd 6:11)	0 (1st 10:00)
Best Scoring Run	12(2nd 7:14)	11(3rd 3:41)
Lead Changes	0	
Times Tied	0	
Time with Lead	38:59	00:00

Points from	WSU	SLU
Turnovers	20	25
Paint	32	36
Second Chance	13	17
Fast Breaks	11	16
Bench	9	35

Period by Period Scoring	1st	2nd	3rd	4th	TOT
WSU	21	21	20	15	77
SLU	11	9	25	29	74

Official Basketball Box Score - Final

Saint Louis at Memphis

12/17/22 Elma Roane Fieldhouse, Memphis, Tenn.
2022-23 Women's Basketball

Game Time: 2:00 PM
Game Duration: 2:06
Attendance: 731

Officials: Teresa Stuck, Mark Resch, Courtney Robinson

Saint Louis - 71 Record: 3-11

NO.	Name		Min	FG M-A	3P M-A	FT M-A	Rebounds OR	DR	TOT	Fouls PF	FD	TP	AS	TO	ST	Blocks BS	BA	+/-
32	Peyton Kennedy	F	14:07	3-6	1-2	0-0	1	0	1	4	0	7	0	3	0	0	0	-5
42	Brooke Flowers	F	36:23	4-9	0-0	0-0	2	4	6	1	0	8	0	3	1	3	0	-15
00	Kyla McMakin	G	36:10	10-28	2-9	1-2	2	1	3	2	4	23	1	2	2	0	0	-18
4	Kennedy Calhoun	G	35:49	0-6	0-2	2-3	1	3	4	3	5	2	6	2	5	0	1	-6
11	Julia Martinez	G	32:11	4-7	0-0	1-3	2	3	5	4	2	9	5	2	4	0	0	3
22	Mia Nicastro		21:45	4-7	0-0	5-6	0	4	4	4	5	13	0	2	1	0	0	-11
35	Briana Johns		09:41	0-0	0-0	0-0	0	0	0	2	0	0	0	1	0	0	0	2
2	Camreé Clegg		13:53	3-5	3-5	0-0	0	1	1	0	0	9	1	3	0	0	0	-10
24	Kiley Bess		00:01	0-0	0-0	0-0	0	0	0	0	0	0	0	0	0	0	0	0
Team							2	5	7			0		0				
Totals				28-68	6-18	9-14	10	21	31	20	16	71	13	18	13	3	1	-12

Technical Fouls::NONE

Shooting By Period		
1st FG%	7-18	38.9%
3PT%	1-4	25.0%
FT%	3-4	75%
2nd FG%	11-16	68.8%
3PT%	3-4	75.0%
FT%	0-1	0%
3rd FG%	7-17	41.2%
3PT%	1-5	20.0%
FT%	5-7	71.4%
4th FG%	3-17	17.6%
3PT%	1-5	20.0%
FT%	1-2	50%
GM FG%	28-68	41.2%
3PT%	6-18	33.3%
FT%	9-14	64.3%

Dead Ball Rebounds: 0, 1

Memphis - 83 Record: 7-5

NO.	Name		Min	FG M-A	3P M-A	FT M-A	Rebounds OR	DR	TOT	Fouls PF	FD	TP	AS	TO	ST	Blocks BS	BA	+/-
1	Hannah Riddick	F	20:53	1-4	0-0	0-2	2	8	10	1	1	2	0	2	1	0	0	-8
20	Jada Wright	C	17:41	2-5	0-1	0-0	3	7	10	1	1	4	1	4	0	1	1	9
0	Destyne Jackson	G	16:15	0-2	0-1	4-6	0	0	0	3	3	4	2	2	0	0	0	-3
2	Madison Griggs	G	27:18	7-15	5-11	0-0	0	1	1	1	0	19	1	4	2	0	0	5
23	Jamirah Shutes	G	31:57	5-12	1-5	4-6	1	3	4	2	4	15	2	4	1	0	0	12
3	Shelbee Brown		15:48	2-3	0-0	0-0	0	3	3	3	1	4	3	2	4	0	1	25
5	Emani Jefferson		25:29	4-6	0-1	4-6	2	4	6	3	7	12	5	2	0	0	0	13
11	Tanyuel Welch		12:54	4-4	0-0	0-0	0	0	0	0	0	8	1	0	0	0	0	9
24	Makaiya Brooks		06:07	2-3	2-3	0-0	0	0	0	0	0	6	0	0	0	0	0	0
34	Destiny Thomas		12:41	1-2	0-0	0-0	1	1	2	1	0	2	0	3	1	0	1	1
53	Lanetta Williams		09:54	2-4	0-0	2-3	3	1	4	1	2	6	0	0	0	0	0	-2
35	Aliyah Green		03:03	0-0	0-0	1-2	0	0	0	0	1	1	0	0	0	0	0	-1
Team							3	6	9			0		1				
Totals				30-60	8-22	15-25	15	34	49	16	20	83	15	24	9	1	3	12

Technical Fouls::NONE

Shooting By Period		
1st FG%	8-15	53.3%
3PT%	2-6	33.3%
FT%	1-2	50%
2nd FG%	5-15	33.3%
3PT%	1-6	16.7%
FT%	7-13	53.8%
3rd FG%	6-14	42.9%
3PT%	1-5	20.0%
FT%	5-6	83.3%
4th FG%	11-16	68.8%
3PT%	4-5	80.0%
FT%	2-4	50%
GM FG%	30-60	50.0%
3PT%	8-22	36.4%
FT%	15-25	60.0%

Dead Ball Rebounds: 3, 1

	SLU	MEM
Biggest lead	15 (2nd 2:53)	15 (4th 1:16)
Best Scoring Run	11(2nd 6:10)	14(4th 1:16)
Lead Changes	6	
Times Tied	4	
Time with Lead	21:43	15:23

Points from	SLU	MEM
Turnovers	29	19
Paint	36	36
Second Chance	8	11
Fast Breaks	12	14
Bench	22	39

Period by Period Scoring	1st	2nd	3rd	4th	TOT
SLU	18	25	20	8	71
MEM	19	18	18	28	83

Official Basketball Box Score - Final

Southern Ill. at Saint Louis

12/21/22 Chaifetz Arena, St. Louis, MO
2022-23 Women's Basketball

Game Time: 4:00 PM
Game Duration: 1:48
Attendance: 460

Officials: Brandon Appel, Ty Bills, Abby Burmeister

Southern Ill. - 54 Record: 3-6

NO.	Name		Min	FG M-A	3P M-A	FT M-A	Rebounds OR	DR	TOT	Fouls PF	FD	TP	AS	TO	ST	Blocks BS	BA	+/-
21	Seairra Hughes	F	09:32	2-5	0-0	0-0	2	3	5	2	0	4	0	1	0	0	0	-2
0	Quierra Love	G	23:36	1-3	1-2	0-0	2	1	3	1	1	3	1	1	1	0	1	-25
1	Tyranny Brown	G	32:30	1-5	1-2	1-4	1	0	1	2	2	4	2	5	0	0	1	-25
4	Laniah Randle	G	18:27	0-2	0-0	0-0	4	2	6	1	1	0	1	1	2	0	1	-33
23	Ashley Jones	G	26:36	4-10	2-4	3-4	1	3	4	0	4	13	2	4	0	0	0	-4
55	Promise Taylor		21:58	3-8	0-0	0-1	0	5	5	4	3	6	1	3	0	4	4	-11
15	Aja Holmes		29:17	5-15	3-10	0-0	1	2	3	1	1	13	0	2	0	0	1	-12
24	Adrianna Katcher		03:16	0-0	0-0	0-0	0	0	0	0	0	0	0	1	1	0	0	-2
22	Jaidynn Mason		24:39	4-15	0-2	1-1	1	2	3	1	2	9	3	2	2	1	1	-15
10	Zoe Belcher		04:16	1-1	0-0	0-0	0	0	0	1	0	2	0	0	0	0	0	-3
3	Sydney Prochaska		05:53	0-0	0-0	0-0	0	1	1	4	0	0	0	1	1	0	0	-8
Team							2	3	5			0		1				
Totals				21-64	7-20	5-10	14	22	36	17	14	54	10	22	7	5	9	-28

Technical Fouls::NONE

Shooting By Period		
1st FG%	4-13	30.8%
3PT%	1-4	25.0%
FT%	0-0	0%
2nd FG%	9-20	45.0%
3PT%	4-9	44.4%
FT%	0-0	0%
3rd FG%	4-18	22.2%
3PT%	2-6	33.3%
FT%	1-4	25%
4th FG%	4-13	30.8%
3PT%	0-1	0.0%
FT%	4-6	66.7%
GM FG%	21-54	32.8%
3PT%	7-20	35.0%
FT%	5-10	50.0%

Dead Ball Rebounds: 5, 0

Saint Louis - 82 Record: 4-11

NO.	Name		Min	FG M-A	3P M-A	FT M-A	Rebounds OR	DR	TOT	Fouls PF	FD	TP	AS	TO	ST	Blocks BS	BA	+/-
22	Mia Nicastro	F	21:45	5-7	1-1	1-2	2	4	6	3	1	12	0	1	0	1	0	14
42	Brooke Flowers	F	32:48	5-11	0-0	3-4	4	10	14	1	3	13	0	2	1	7	1	17
00	Kyla McMakin	G	32:50	7-21	1-6	4-4	3	2	5	2	4	19	2	1	1	0	1	21
4	Kennedy Calhoun	G	36:03	4-7	0-0	2-2	0	6	6	3	2	10	8	3	4	0	0	28
11	Julia Martinez	G	36:45	5-9	0-0	6-6	7	4	11	2	4	16	3	6	3	1	0	28
32	Peyton Kennedy		20:53	4-12	2-4	2-2	3	2	5	2	3	12	0	0	3	0	2	25
35	Briana Johns		07:09	0-0	0-0	0-0	1	0	1	1	0	0	0	1	0	0	0	0
2	Camreé Clegg		11:47	0-3	0-2	0-0	0	0	0	0	0	0	0	2	0	0	1	7
Team							0	1	1			0		0				
Totals				30-70	4-13	18-20	20	29	49	14	17	82	13	16	12	9	5	28

Technical Fouls::NONE

Shooting By Period		
1st FG%	7-17	41.2%
3PT%	2-5	40.0%
FT%	4-4	100%
2nd FG%	5-15	33.3%
3PT%	0-2	0.0%
FT%	2-2	100%
3rd FG%	8-21	38.1%
3PT%	1-4	25.0%
FT%	5-6	83.3%
4th FG%	10-17	58.8%
3PT%	1-2	50.0%
FT%	7-8	87.5%
GM FG%	30-70	42.9%
3PT%	4-13	30.8%
FT%	18-20	90.0%

Dead Ball Rebounds: 0, 0

	SIU	SLU
Biggest lead	3 (2nd 3:40)	28 (4th 0:22)
Best Scoring Run	9(2nd 8:51)	11(3rd 5:09)
Lead Changes	6	
Times Tied	1	
Time with Lead	03:34	35:10

Points from	SIU	SLU
Turnovers	16	24
Paint	20	46
Second Chance	6	23
Fast Breaks	5	14
Bench	30	12

Period by Period Scoring	1st	2nd	3rd	4th	TOT
SIU	9	22	11	12	54
SLU	20	12	22	28	82

Official Basketball Box Score - Final

Loyola Chicago at Saint Louis

12/28/22 Chaifetz Arena, St. Louis
2022-23 Women's Basketball

Game Time: 7:00 PM
Game Duration: 1:47
Attendance: 475

Officials: Ashley Gloss, Ashlee Goode, Jennifer Washo

Loyola Chicago - 60 Record: 6-8 (1-0)

NO.	Name		Min	FG M-A	3P M-A	FT M-A	Rebounds OR	DR	TOT	Fouls PF	FD	TP	AS	TO	ST	Blocks BS	BA	+/-
14	Sophia Nolan	F	12:55	1-2	0-1	1-1	1	1	2	3	1	3	1	2	0	0	0	4
55	Julia Hoefling	F	24:42	0-0	0-0	0-0	0	2	2	4	0	0	0	1	0	1	0	3
10	Maya Chandler	G	32:11	6-12	3-6	0-0	0	5	5	4	2	15	0	3	3	0	1	13
12	Sam Galanopoulos	G	34:38	5-13	1-4	4-4	2	0	2	0	3	15	1	4	2	0	0	9
22	Anna Brown	G	10:53	0-3	0-3	3-4	0	1	1	1	2	3	0	1	0	0	0	-8
13	Kira Chivers		27:17	4-10	1-5	1-2	0	2	2	0	2	10	2	2	1	0	0	16
15	Sitori Tanin		29:02	5-8	0-0	0-1	2	6	8	1	4	10	3	3	2	1	1	11
41	Emma Nolan		13:21	1-3	0-1	0-0	2	5	7	3	4	2	1	3	2	0	0	8
25	Mallory Ramage		15:01	1-2	0-0	0-0	0	2	2	1	0	2	2	0	1	0	1	9
Team							2	2	4			0		1				
Totals				23-53	5-20	9-12	9	26	35	17	18	60	10	20	11	2	3	13

Technical Fouls::NONE

Shooting By Period		
1st FG%	5-13	38.5%
3PT%	0-5	0.0%
FT%	0-1	0%
2nd FG%	5-11	45.5%
3PT%	2-4	50.0%
FT%	3-4	75%
3rd FG%	6-13	46.2%
3PT%	1-4	25.0%
FT%	6-7	85.7%
4th FG%	7-16	43.8%
3PT%	2-7	28.6%
FT%	0-0	0%
GM FG%	23-53	43.4%
3PT%	5-20	25.0%
FT%	9-12	75.0%

Dead Ball Rebounds: 2, 0

Saint Louis - 47 Record: 4-12 (0-1)

NO.	Name		Min	FG M-A	3P M-A	FT M-A	Rebounds OR	DR	TOT	Fouls PF	FD	TP	AS	TO	ST	Blocks BS	BA	+/-
22	Mia Nicastro	F	25:34	2-9	0-2	1-2	4	4	8	2	1	5	0	2	1	0	0	-7
42	Brooke Flowers	F	24:50	1-7	0-0	0-0	2	4	6	2	1	2	0	4	0	1	0	-4
00	Kyla McMakin	G	36:00	4-20	0-7	8-8	1	3	4	1	6	16	2	2	0	0	0	-7
4	Kennedy Calhoun	G	34:41	2-3	0-0	0-0	0	3	3	4	0	4	2	4	2	0	1	-7
11	Julia Martinez	G	32:58	3-9	0-0	3-6	8	5	13	5	4	9	1	6	5	1	0	-14
32	Peyton Kennedy		10:30	1-6	0-1	1-2	5	1	6	3	2	3	0	0	0	0	1	-3
2	Camreé Clegg		07:26	0-1	0-1	0-0	0	1	1	0	1	0	0	1	1	0	0	-6
35	Briana Johns		15:30	1-4	0-3	4-4	2	0	2	0	2	6	0	2	1	0	0	-11
1	Marisa Warren		10:55	1-3	0-0	0-0	2	0	2	1	0	2	0	0	0	1	0	-2
24	Kiley Bess		01:36	0-1	0-1	0-0	0	0	0	0	0	0	0	0	0	0	0	-4
Team							1	1	2			0		0				
Totals				15-63	0-15	17-22	25	22	47	18	17	47	5	21	10	3	2	-13

Technical Fouls::NONE

Shooting By Period		
1st FG%	4-15	26.7%
3PT%	0-5	0.0%
FT%	2-2	100%
2nd FG%	6-16	31.3%
3PT%	0-2	0.0%
FT%	1-4	25%
3rd FG%	4-16	25.0%
3PT%	0-3	0.0%
FT%	8-8	100%
4th FG%	2-16	12.5%
3PT%	0-5	0.0%
FT%	6-8	75%
GM FG%	15-63	23.8%
3PT%	0-15	0.0%
FT%	17-22	77.3%

Dead Ball Rebounds: 2, 0

	LUC	SLU
Biggest lead	16 (4th 4:34)	8 (1st 6:53)
Best Scoring Run	8(1st 0:38)	8(1st 6:53)
Lead Changes	5	
Times Tied	3	
Time with Lead	24:42	11:47

Points from	LUC	SLU
Turnovers	24	15
Paint	28	22
Second Chance	12	16
Fast Breaks	12	14
Bench	24	11

Period by Period Scoring	1st	2nd	3rd	4th	TOT
LUC	10	15	19	16	60
SLU	10	11	16	10	47

Box Scores

Official Basketball Box Score - Final

Saint Louis at VCU

01/01/23 Stuart C. Siegel Center, Richmond

2022-23 Women's Basketball

Game Time: 1:00 PM
Game Duration: 2:18
Attendance: 478

Officials: Bryan Brunette, Courtney Robinson, Ray Bullock

Saint Louis - 86 Record: 5-12 (1-1)

NO.	Name		Min	FG M-A	3P M-A	FT M-A	Rebounds OR	DR	TOT	Fouls PF	FD	TP	AS	TO	ST	Blocks BS	BA	+/-
22	Mia Nicastro	F	25:21	3-8	0-1	1-2	3	4	7	2	2	7	0	2	2	0	0	10
42	Brooke Flowers	F	36:54	4-5	0-0	1-1	2	4	6	3	1	9	0	1	0	4	0	0
00	Kyla McMakin	G	38:38	14-33	6-13	6-8	0	3	3	1	6	40	2	1	1	0	1	-3
4	Kennedy Calhoun	G	42:04	0-4	0-2	4-4	0	3	3	4	2	4	7	5	2	0	1	5
11	Julia Martinez	G	39:10	3-5	0-0	3-6	5	7	12	4	4	9	9	5	5	0	1	5
32	Peyton Kennedy		12:29	2-4	0-1	2-2	1	1	2	2	2	6	0	0	0	0	0	5
35	Briana Johns		17:31	3-6	1-4	0-0	1	2	3	2	1	7	0	0	1	0	2	-8
2	Camreé Clegg		12:07	1-4	0-1	0-0	0	0	0	0	1	2	1	0	1	0	0	-1
1	Marisa Warren		00:46	1-1	0-0	0-0	0	0	0	0	0	2	0	0	0	0	0	2
Team							2	3	5			0		1				
Totals				31-70	7-22	17-23	14	27	41	18	19	86	19	15	12	4	5	3

Technical Fouls:: NONE

Shooting By Period		
1st FG%	9-18	50.0%
3PT%	0-4	0.0%
FT%	3-5	60%
2nd FG%	5-16	31.3%
3PT%	0-3	0.0%
FT%	1-2	50%
3rd FG%	8-16	50.0%
3PT%	4-8	50.0%
FT%	2-2	100%
4th FG%	6-12	50.0%
3PT%	3-5	60.0%
FT%	7-8	87.5%
:OT FG%	3-8	37.5%
3PT%	0-2	0.0%
FT%	4-6	66.7%
GM FG%	31-70	44.3%
3PT%	7-22	31.8%
FT%	17-23	73.9%

Dead Ball Rebounds: 3, 2

VCU - 83 Record: 3-10 (0-1)

NO.	Name		Min	FG M-A	3P M-A	FT M-A	Rebounds OR	DR	TOT	Fouls PF	FD	TP	AS	TO	ST	Blocks BS	BA	+/-
32	Keowa Walters	F	24:13	8-9	0-0	0-0	2	4	6	2	0	16	1	1	0	1	0	-8
34	Mykel Parham	F	22:53	1-1	0-0	0-0	1	1	2	2	0	2	0	0	1	1	0	-17
0	Sarah Te-Biasu	G	39:21	5-16	3-9	9-12	2	2	4	4	8	22	8	4	3	0	1	2
3	Timaya Lewis-Eutsey	G	19:56	2-6	1-2	3-6	1	3	4	3	4	8	3	2	2	0	1	8
11	Mary-Anna Asare	G	26:05	2-8	0-2	1-2	2	2	4	3	1	5	4	6	1	0	0	-7
2	Janika Griffith-Wallace		26:19	3-10	2-6	2-2	0	1	1	1	1	10	1	1	1	1	0	-2
33	Elze Motekaityte		13:00	0-4	0-1	0-0	1	3	4	0	0	0	1	1	0	0	0	-9
4	Grace Hutson		21:15	2-7	2-4	0-0	1	4	5	2	0	6	0	0	0	1	1	13
1	Anisja Harris		10:44	2-2	2-2	0-0	1	1	2	1	0	6	0	1	0	0	0	0
22	Jennifer Ezeh		18:01	3-4	0-0	2-3	2	3	5	0	3	8	0	0	0	1	1	7
35	Samantha Robinson		03:13	0-0	0-0	0-0	0	1	1	1	1	0	0	1	0	0	0	-2
Team							1	3	4			0		0				
Totals				28-67	10-26	17-25	14	28	42	19	18	83	18	17	8	5	4	-3

Technical Fouls:: NONE

Shooting By Period		
1st FG%	8-18	44.4%
3PT%	1-3	33.3%
FT%	2-2	100%
2nd FG%	5-12	41.7%
3PT%	1-2	50.0%
FT%	0-0	0%
3rd FG%	6-14	42.9%
3PT%	2-7	28.6%
FT%	5-10	50%
4th FG%	6-14	42.9%
3PT%	5-10	50.0%
FT%	10-13	76.9%
:OT FG%	3-9	33.3%
3PT%	1-4	25.0%
FT%	0-0	0%
GM FG%	28-67	41.8%
3PT%	10-26	38.5%
FT%	17-25	68.0%

Dead Ball Rebounds: 4, 0

	SLU	VCU
Biggest lead	13 (3rd 4:38)	5 (1st 6:41)
Best Scoring Run	8(3rd 6:47)	10(3rd 1:46)
Lead Changes	10	
Times Tied	10	
Time with Lead	26:39	14:08

Points from	SLU	VCU
Turnovers	17	16
Paint	44	30
Second Chance	16	9
Fast Breaks	9	14
Bench	17	30

Period by Period Scoring	1st	2nd	3rd	4th	OT1	TOT
SLU	21	11	22	22	10	86
VCU	19	11	19	27	7	83

Official Basketball Box Score - Final

Saint Louis at Saint Joseph's

01/07/23 Michael J. Hagan '85 Arena, Philadelphia

2022-23 Women's Basketball

Game Time: 2:00 PM
Game Duration: 1:45
Attendance: 516

Officials: Rod Creech, Brandon Appel, Kelsey Reynolds

Saint Louis - 47 Record: 5-13 (1-2)

NO.	Name		Min	FG M-A	3P M-A	FT M-A	Rebounds OR	DR	TOT	Fouls PF	FD	TP	AS	TO	ST	Blocks BS	BA	+/-
22	Mia Nicastro	F	24:20	5-12	1-4	0-0	2	4	6	3	0	11	1	1	1	0	0	-7
42	Brooke Flowers	F	28:12	2-9	0-0	2-2	4	5	9	1	1	6	0	1	1	0	0	-17
00	Kyla McMakin	G	33:34	1-14	1-4	2-2	1	3	4	2	2	5	1	3	0	0	1	-20
4	Kennedy Calhoun	G	32:06	1-4	1-1	2-2	1	3	4	1	1	5	3	4	1	0	0	-19
11	Julia Martinez	G	29:44	4-12	1-2	4-4	3	5	8	3	3	13	3	4	1	0	1	-23
35	Briana Johns		22:09	1-5	0-2	0-0	3	3	6	3	0	2	1	1	1	0	0	-24
2	Camreé Clegg		12:50	0-4	0-2	2-2	0	1	1	1	2	2	0	0	0	0	0	-7
1	Marisa Warren		08:10	1-2	1-1	0-0	0	0	0	1	1	3	0	0	1	0	0	-7
12	Savval Gul		04:23	0-3	0-1	0-0	0	0	0	0	0	0	0	1	0	0	0	-2
24	Kiley Bess		02:00	0-2	0-1	0-0	0	0	0	0	0	0	0	0	2	0	0	2
10	Isabel Tillett		01:36	0-0	0-0	0-0	0	0	0	0	0	0	0	0	0	0	0	2
3	Abby Liber		00:56	0-0	0-0	0-0	0	0	0	0	0	0	0	0	0	0	0	2
Team							2	3	5			0		0				
Totals				15-67	5-18	12-12	16	27	43	15	10	47	9	15	8	0	2	-24

Technical Fouls:: NONE

Shooting By Period		
1st FG%	5-17	29.4%
3PT%	1-1	100.0%
FT%	0-0	0%
2nd FG%	3-12	25.0%
3PT%	0-3	0.0%
FT%	4-4	100%
3rd FG%	3-16	18.8%
3PT%	2-4	50.0%
FT%	4-4	100%
4th FG%	4-22	18.2%
3PT%	2-10	20.0%
FT%	4-4	100%
GM FG%	15-67	22.4%
3PT%	5-18	27.8%
FT%	12-12	100.0%

Dead Ball Rebounds: 2, 0

Saint Joseph's - 71 Record: 13-2 (3-0)

NO.	Name		Min	FG M-A	3P M-A	FT M-A	Rebounds OR	DR	TOT	Fouls PF	FD	TP	AS	TO	ST	Blocks BS	BA	+/-
0	Talya Brugler	F	32:32	6-10	0-2	1-1	2	5	7	1	3	13	1	1	3	0	0	23
4	Laura Ziegler	F	28:34	6-12	3-5	1-2	2	7	9	1	2	16	2	1	0	0	0	21
1	Olivia Mullins	G	28:45	4-9	1-2	3-4	0	5	5	0	2	12	2	1	2	0	0	19
14	Katie Jekot	G	25:31	2-5	0-3	0-0	1	3	4	1	2	4	5	2	0	0	0	21
21	Mackenzie Smith	G	17:01	1-9	0-4	0-0	3	1	4	0	1	2	1	1	0	1	0	12
3	Emma Boslet		18:20	3-7	2-3	2-2	0	2	2	2	2	10	1	0	1	0	0	18
5	Julia Nystrom		21:05	3-5	1-2	0-0	0	1	1	0	0	7	0	1	0	0	0	12
22	Jaden Walker		15:06	1-2	0-0	2-2	0	4	4	3	1	4	1	0	0	1	0	11
11	Kaylie Griffin		04:39	0-1	0-0	0-0	0	1	1	0	1	0	0	1	0	0	0	-4
33	Emirson Devenie		04:39	1-2	0-1	0-0	0	1	1	2	0	2	0	2	0	0	0	-6
30	Paula Maurina		03:48	0-0	0-0	1-2	0	0	0	0	1	1	0	0	0	0	0	-7
Team							0	3	3			0		0				
Totals				27-62	7-22	10-13	8	33	41	10	15	71	13	10	6	2	0	24

Technical Fouls:: NONE

Shooting By Period		
1st FG%	6-18	33.3%
3PT%	1-5	20.0%
FT%	1-2	50%
2nd FG%	9-17	52.9%
3PT%	2-8	25.0%
FT%	2-2	100%
3rd FG%	8-16	50.0%
3PT%	3-8	50.0%
FT%	3-3	100%
4th FG%	4-11	36.4%
3PT%	1-3	33.3%
FT%	4-6	66.7%
GM FG%	27-62	43.5%
3PT%	7-22	31.8%
FT%	10-13	76.9%

Dead Ball Rebounds: 3, 1

	SLU	SJU
Biggest lead	4 (1st 8:03)	31 (4th 3:48)
Best Scoring Run	6(2nd 5:45)	13(2nd 0:15)
Lead Changes	3	
Times Tied	0	
Time with Lead	07:31	31:23

Points from	SLU	SJU
Turnovers	8	24
Paint	16	32
Second Chance	12	5
Fast Breaks	6	4
Bench	7	24

Period by Period Scoring	1st	2nd	3rd	4th	TOT
SLU	11	10	12	14	47
SJU	14	22	22	13	71

Official Basketball Box Score - Final

Rhode Island at Saint Louis

01/12/23 Chaifetz Arena, St. Louis

2022-23 Women's Basketball

Game Time: 7:00 PM
Game Duration: 1:55
Attendance: 340

Officials: Mark McClenney, John Capolino, Whitney Armstrong

Rhode Island - 76 Record: 13-3 (4-0)

NO.	Name		Min	FG M-A	3P M-A	FT M-A	Rebounds OR	DR	TOT	Fouls PF	FD	TP	AS	TO	ST	Blocks BS	BA	+/-
15	Emma Squires	F	10:52	1-1	0-0	0-0	0	1	1	3	0	2	0	3	0	0	0	-5
20	Mayé Touré	F	34:26	4-13	0-1	6-6	3	7	10	3	4	14	1	8	2	2	3	14
1	Sophie Phillips	G	09:00	0-1	0-0	0-0	0	0	0	1	0	0	0	0	0	0	0	-14
21	Madison Hattix-Covington	G	28:01	6-10	0-2	2-2	2	2	4	0	1	14	1	0	0	2	0	-3
35	Sayawni Lassiter	G	28:41	4-8	3-6	3-6	0	7	7	2	5	14	6	6	2	0	0	9
13	Anaelle Dulat		24:44	0-2	0-0	0-0	1	7	8	0	1	0	1	1	2	0	0	8
3	Dolly Cairns		21:09	3-7	0-2	1-1	0	3	3	1	1	7	0	1	0	0	0	17
30	Ines Debroise		11:19	0-1	0-0	2-3	0	2	2	4	2	2	2	2	0	0	0	2
11	Hawa Komara		09:58	0-0	0-0	0-0	0	1	1	2	0	0	0	0	0	0	0	5
33	Emmi Rinat		21:50	7-9	4-6	5-6	0	1	1	0	3	23	0	0	0	0	0	22
Team							2	1	3			0		0				
Totals				25-52	7-17	19-24	8	32	40	16	17	76	11	21	6	4	3	11

Technical Fouls:: NONE

Shooting By Period		
1st FG%	7-12	58.3%
3PT%	1-4	25.0%
FT%	6-7	85.7%
2nd FG%	7-13	53.8%
3PT%	4-4	100.0%
FT%	2-2	100%
3rd FG%	5-13	38.5%
3PT%	0-4	0.0%
FT%	4-5	80%
4th FG%	6-14	42.9%
3PT%	2-5	40.0%
FT%	7-10	70%
GM FG%	25-52	48.1%
3PT%	7-17	41.2%
FT%	19-24	79.2%

Dead Ball Rebounds: 3, 0

Saint Louis - 65 Record: 5-14 (1-3)

NO.	Name		Min	FG M-A	3P M-A	FT M-A	Rebounds OR	DR	TOT	Fouls PF	FD	TP	AS	TO	ST	Blocks BS	BA	+/-
22	Mia Nicastro	F	29:01	4-9	0-2	0-0	0	2	2	2	1	8	3	1	2	0	0	-9
42	Brooke Flowers	F	35:16	3-11	0-0	2-3	7	5	12	1	4	8	0	1	0	3	2	-6
00	Kyla McMakin	G	33:20	4-23	1-8	2-2	0	0	0	2	1	11	0	3	1	0	1	-12
4	Kennedy Calhoun	G	36:27	4-10	2-6	4-4	0	0	0	4	5	14	2	6	1	0	0	-9
11	Julia Martinez	G	34:23	6-7	1-1	1-2	4	10	14	4	2	14	8	1	1	0	0	1
2	Camreé Clegg		16:01	1-7	1-6	0-0	0	0	0	1	2	3	1	0	0	0	1	-17
35	Briana Johns		01:57	0-0	0-0	0-0	0	1	1	1	0	0	0	0	0	0	0	-2
32	Peyton Kennedy		13:35	3-4	0-0	1-1	1	2	3	2	1	7	1	3	0	0	0	-1
Team							2	1	3			0		0				
Totals				25-71	5-23	10-12	14	21	35	17	16	65	15	15	5	3	4	-11

Technical Fouls:: NONE

Shooting By Period		
1st FG%	8-17	47.1%
3PT%	0-3	0.0%
FT%	4-4	100%
2nd FG%	8-16	50.0%
3PT%	2-6	33.3%
FT%	1-1	100%
3rd FG%	5-17	29.4%
3PT%	2-5	40.0%
FT%	1-2	50%
4th FG%	4-21	19.0%
3PT%	1-9	11.1%
FT%	4-5	80%
GM FG%	25-71	35.2%
3PT%	5-23	21.7%
FT%	10-12	83.3%

Dead Ball Rebounds: 2, 0

	URI	SLU
Biggest lead	12 (4th 4:45)	7 (1st 6:42)
Best Scoring Run	10(1st 1:47)	7(2nd 3:59)
Lead Changes	11	
Times Tied	10	
Time with Lead	16:40	17:54

Points from	URI	SLU
Turnovers	18	16
Paint	30	34
Second Chance	8	9
Fast Breaks	22	9
Bench	32	10

Period by Period Scoring	1st	2nd	3rd	4th	TOT
URI	21	20	14	21	76
SLU	20	19	13	13	65

Official Basketball Box Score - Final

Dayton at Saint Louis

01/15/23 Chaifetz Arena, St. Louis

2022-23 Women's Basketball

Game Time: 1:00 PM
Game Duration: 1:56
Attendance: 1,084

Officials: Jeffrey Smith, Krystle Apolaniz, Sarah Williams

Dayton - 69 Record: 3-13 (2-3)

NO.	Name		Min	FG M-A	3P M-A	FT M-A	Rebounds OR	DR	TOT	Fouls PF	FD	TP	AS	TO	ST	Blocks BS	BA	+/-
5	Arianna Smith	F	35:02	4-7	1-1	0-0	3	5	8	3	3	9	1	5	0	0	2	-15
23	Mariah Perez	F	34:09	5-12	0-0	1-1	3	3	6	2	2	11	1	5	2	0	3	-7
3	Anyssa Jones	G	19:01	2-7	1-1	2-7	2	5	7	4	7	7	1	2	1	0	3	-2
11	Sydney Freeman	G	37:37	4-11	1-4	3-4	0	2	2	2	3	12	6	5	2	0	1	-11
33	Destiny Bohanon	G	36:46	7-15	3-7	0-0	1	2	3	4	1	17	1	0	2	0	2	-12
1	Nayo Lear		19:59	2-5	0-0	3-4	1	2	3	0	3	7	3	3	0	0	1	-8
2	Taisiya Koziova		17:26	2-7	2-6	0-0	0	1	1	4	0	6	2	2	0	0	1	0
Team							4	3	7			0		0				
Totals				26-64	8-19	9-16	14	23	37	19	19	69	15	22	7	0	13	-11

Technical Fouls:: NONE

Shooting By Period		
1st FG%	5-14	35.7%
3PT%	1-2	50.0%
FT%	1-2	50%
2nd FG%	5-12	41.7%
3PT%	2-6	33.3%
FT%	3-4	75%
3rd FG%	8-22	36.4%
3PT%	1-3	33.3%
FT%	5-8	62.5%
4th FG%	8-16	50.0%
3PT%	4-8	50.0%
FT%	0-2	0%
GM FG%	26-64	40.6%
3PT%	8-19	42.1%
FT%	9-16	56.3%

Dead Ball Rebounds: 5, 0

Saint Louis - 80 Record: 6-14 (2-3)

NO.	Name		Min	FG M-A	3P M-A	FT M-A	Rebounds OR	DR	TOT	Fouls PF	FD	TP	AS	TO	ST	Blocks BS	BA	+/-
22	Mia Nicastro	F	23:04	2-5	0-1	4-4	2	2	4	3	4	8	1	1	1	1	0	21
42	Brooke Flowers	F	37:14	5-9	0-0	5-8	4	9	13	3	5	15	1	4	1	6	0	11
00	Kyla McMakin	G	30:31	6-17	1-3	3-4	0	2	2	3	5	16	1	1	1	0	2	14
4	Kennedy Calhoun	G	37:56	5-9	1-3	0-0	1	5	6	3	0	11	5	3	3	1	0	13
11	Julia Martinez	G	32:59	7-10	0-1	4-4	3	2	5	3	4	18	4	3	8	2	0	15
21	Nafatoumata Haidara		09:13	0-0	0-0	0-0	1	1	2	1	0	0	0	2	1	1	0	-9
2	Camreé Clegg		11:36	1-4	1-3	0-0	0	0	0	2	0	3	0	3	0	0	0	-5
32	Peyton Kennedy		10:29	4-6	1-1	0-0	0	2	2	1	1	9	1	0	2	0	0	-1
35	Briana Johns		06:58	0-2	0-1	0-0	0	2	2	0	0	0	0	0	0	0	0	-4
Team							0	1	1			0		1				
Totals				30-62	4-13	16-20	11	26	37	19	19	80	13	18	16	13	0	11

Technical Fouls:: NONE

Shooting By Period		
1st FG%	3-15	20.0%
3PT%	1-5	20.0%
FT%	0-0	0%
2nd FG%	6-12	50.0%
3PT%	0-2	0.0%
FT%	5-6	83.3%
3rd FG%	11-20	55.0%
3PT%	2-4	50.0%
FT%	2-4	50%
4th FG%	10-15	66.7%
3PT%	1-2	50.0%
FT%	9-10	90%
GM FG%	30-62	48.4%
3PT%	4-13	30.8%
FT%	16-20	80.0%

Dead Ball Rebounds: 2, 0

	DAY	SLU
Biggest lead	9 (2nd 3:50)	14 (4th 0:32)
Best Scoring Run	8(1st 4:24)	12(4th 0:53)
Lead Changes	18	
Times Tied	7	
Time with Lead	23:08	13:03

Points from	DAY	SLU
Turnovers	13	26
Paint	32	42
Second Chance	10	7
Fast Breaks	14	23
Bench	13	12

Period by Period Scoring	1st	2nd	3rd	4th	TOT
DAY	12	15	22	20	69
SLU	7	17	26	30	80

Box Scores

Official Basketball Box Score - Final
Saint Louis at Duquesne
01/18/23 UPMC Cooper Fieldhouse, Pittsburgh
2022-23 Women's Basketball

Game Time: 6:00 PM
Game Duration: 1:39
Attendance: 633

Officials: Karen Presto, Bruce Morris, Jules Gallien

Saint Louis - 63 Record: 6-15 (2-4)

NO.	Name		Min	FG M-A	3P M-A	FT M-A	Rebounds OR	DR	TOT	Fouls PF	FD	TP	AS	TO	ST	Blocks BS	BA	+/-
22	Mia Nicastro	F	18:28	2-4	0-0	0-0	2	4	6	3	0	4	1	0	1	0	1	-6
42	Brooke Flowers	F	31:21	4-10	0-0	5-5	5	7	12	0	3	13	1	1	0	4	2	0
00	Kyla McMakin	G	32:28	4-20	1-9	5-6	2	1	3	1	3	14	3	1	0	0	0	-16
4	Kennedy Calhoun	G	37:39	1-7	1-2	2-2	2	0	2	5	1	5	4	3	1	0	1	-2
11	Julia Martinez	G	36:30	3-13	1-5	3-4	8	2	10	4	4	10	2	5	4	0	2	-5
2	Camreé Clegg		13:23	2-8	2-7	0-0	0	0	0	1	1	6	1	1	1	0	1	13
21	Nafatoumata Haidara		03:42	0-0	0-0	0-0	0	2	2	0	0	0	0	0	0	0	0	-6
32	Peyton Kennedy		12:59	2-5	0-1	0-0	3	2	5	2	0	4	0	1	1	0	0	-11
35	Briana Johns		07:13	1-3	1-3	0-0	0	0	0	2	0	3	1	0	0	2	0	4
12	Sevval Gul		06:17	2-3	0-0	0-0	0	3	3	1	1	4	0	1	0	0	0	4
Team							3	2	5			0		1				
Totals				21-73	6-27	15-17	25	23	48	19	13	63	13	14	8	6	7	-5

Technical Fouls:: NONE

Shooting By Period		
1st FG%	3-18	16.7%
3PT%	1-9	11.1%
FT%	1-2	50%
2nd FG%	3-17	17.6%
3PT%	0-3	0.0%
FT%	4-4	100%
3rd FG%	10-19	52.6%
3PT%	3-6	50.0%
FT%	0-0	0%
4th FG%	5-19	26.3%
3PT%	2-9	22.2%
FT%	10-11	90.9%
GM FG%	21-73	28.8%
3PT%	6-27	22.2%
FT%	15-17	88.2%

Dead Ball Rebounds: 2, 0

Duquesne - 68 Record: 13-6 (3-3)

NO.	Name		Min	FG M-A	3P M-A	FT M-A	Rebounds OR	DR	TOT	Fouls PF	FD	TP	AS	TO	ST	Blocks BS	BA	+/-
20	Amaya Hamilton	F	37:45	3-9	1-1	3-4	2	7	9	2	6	10	6	5	4	1	3	3
31	Precious Johnson	C	31:00	4-7	0-0	0-0	3	5	8	4	2	8	0	1	1	4	1	10
4	Megan McConnell	G	38:39	5-8	3-5	3-4	2	8	10	2	5	16	5	0	0	0	0	3
11	Naelle Bernard	G	30:45	3-11	0-8	2-3	0	0	0	2	3	8	1	3	0	1	0	7
24	Tess Myers	G	35:51	4-11	3-7	2-2	0	5	5	0	2	13	1	3	0	0	0	7
14	Lauren Wasylson		06:48	1-1	1-1	0-0	1	1	2	1	0	3	2	0	0	0	0	2
44	Ayanna Townsend		12:01	4-10	0-0	0-1	3	1	4	2	1	8	0	2	0	1	2	-3
5	Reilly Sunday		05:11	1-1	0-0	0-0	0	0	0	0	0	2	0	1	2	0	0	-4
Team							2	0	2			0		0				
Totals				25-58	8-22	10-14	13	27	40	13	19	68	15	15	7	7	6	5

Technical Fouls:: NONE

Shooting By Period		
1st FG%	11-20	55.0%
3PT%	3-9	33.3%
FT%	1-1	100%
2nd FG%	5-13	38.5%
3PT%	3-5	60.0%
FT%	0-1	0%
3rd FG%	5-12	41.7%
3PT%	2-5	40.0%
FT%	3-4	75%
4th FG%	4-13	30.8%
3PT%	0-3	0.0%
FT%	6-8	75%
GM FG%	25-58	43.1%
3PT%	8-22	36.4%
FT%	10-14	71.4%

Dead Ball Rebounds: 1, 0

	SLU	DUQ
Biggest lead	2 (1st 9:50)	27 (3rd 7:18)
Best Scoring Run	12(3rd 3:16)	11(1st 4:33)
Lead Changes	1	
Times Tied	1	
Time with Lead	00:43	38:10

Points from	SLU	DUQ
Turnovers	13	15
Paint	24	26
Second Chance	21	13
Fast Breaks	5	14
Bench	17	13

Period by Period Scoring	1st	2nd	3rd	4th	TOT
SLU	8	10	23	22	63
DUQ	26	13	15	14	68

Official Basketball Box Score - Final
Saint Louis at Davidson
01/25/23 John M. Belk Arena, Davidson
2022-23 Women's Basketball

Game Time: 7:00 PM
Game Duration: 2:02
Attendance: 468

Officials: Rod Creech, Katie Lukanich, Brandon Marion

Saint Louis - 71 Record: 8-16 (2-5)

NO.	Name		Min	FG M-A	3P M-A	FT M-A	Rebounds OR	DR	TOT	Fouls PF	FD	TP	AS	TO	ST	Blocks BS	BA	+/-
22	Mia Nicastro	F	24:31	4-7	1-2	1-1	2	4	6	2	1	10	0	0	1	0	0	0
42	Brooke Flowers	F	38:23	11-14	0-0	2-3	2	3	5	2	2	24	1	0	1	1	0	1
00	Kyla McMakin	G	35:11	4-16	1-5	1-2	1	4	5	2	3	10	1	4	2	1	1	-9
4	Kennedy Calhoun	G	34:04	2-4	0-0	0-0	0	3	3	2	1	4	4	7	0	0	1	-4
11	Julia Martinez	G	33:49	9-16	1-1	0-2	4	2	6	4	3	19	6	3	2	1	2	5
2	Camreé Clegg		12:12	0-2	0-1	0-0	0	0	0	1	0	0	1	3	0	0	0	-7
32	Peyton Kennedy		08:04	2-4	0-0	0-0	1	0	1	2	1	4	1	1	1	0	2	-1
21	Nafatoumata Haidara		01:37	0-0	0-0	0-0	1	0	1	0	0	0	0	1	0	0	0	-5
35	Briana Johns		12:09	0-0	0-0	0-0	1	1	2	3	0	0	0	1	0	0	0	0
Team							2	3	5			0		0				
Totals				32-63	3-9	4-8	14	20	34	18	11	71	14	20	7	3	6	-4

Technical Fouls:: NONE

Shooting By Period		
1st FG%	9-17	52.9%
3PT%	2-3	66.7%
FT%	1-2	50%
2nd FG%	8-15	53.3%
3PT%	0-3	0.0%
FT%	1-1	100%
3rd FG%	8-15	53.3%
3PT%	0-1	0.0%
FT%	2-5	40%
4th FG%	7-16	43.8%
3PT%	1-2	50.0%
FT%	0-0	0%
GM FG%	32-63	50.8%
3PT%	3-9	33.3%
FT%	4-8	50.0%

Dead Ball Rebounds: 2, 0

Davidson - 75 Record: 11-9 (4-2)

NO.	Name		Min	FG M-A	3P M-A	FT M-A	Rebounds OR	DR	TOT	Fouls PF	FD	TP	AS	TO	ST	Blocks BS	BA	+/-
24	Adelaide Fuller	F	15:03	1-3	0-0	0-0	0	1	1	3	1	2	0	0	0	0	0	-2
33	Elle Sutphin	F	40:00	8-12	1-2	8-8	4	7	11	2	5	25	3	1	2	4	1	4
00	Suzi-Rose Deegan	G	35:53	11-16	0-4	0-0	2	3	5	1	1	22	1	1	1	0	0	1
14	Maddie Plank	G	33:00	3-9	1-1	4-5	1	4	5	2	6	11	6	5	1	1	0	-3
44	Issy Morgan	G	36:58	2-7	1-1	2-2	0	2	2	1	2	7	3	2	4	1	1	7
00	Sallie Schutz		12:27	0-1	0-0	0-0	0	0	0	1	0	0	1	2	0	0	0	-5
1	Mallorie Haines		28:39	2-6	2-4	2-2	0	1	1	1	3	8	0	2	1	0	1	18
Team							2	0	2			0		0				
Totals				27-56	5-12	16-17	9	18	27	11	18	75	14	13	9	6	3	4

Technical Foul:: Team 3rd 3:12

Shooting By Period		
1st FG%	6-17	35.3%
3PT%	1-4	25.0%
FT%	2-2	100%
2nd FG%	7-16	43.8%
3PT%	1-3	33.3%
FT%	4-4	100%
3rd FG%	8-10	80.0%
3PT%	1-1	100.0%
FT%	6-6	100%
4th FG%	6-13	46.2%
3PT%	2-4	50.0%
FT%	4-5	80%
GM FG%	27-56	48.2%
3PT%	5-12	41.7%
FT%	16-17	94.1%

Dead Ball Rebounds: 1, 1

	SLU	DAV
Biggest lead	12 (1st 4:03)	4 (4th 1:34)
Best Scoring Run	10(3rd 9:07)	10(2nd 7:24)
Lead Changes	9	
Times Tied	10	
Time with Lead	28:24	05:25

Points from	SLU	DAV
Turnovers	15	20
Paint	52	40
Second Chance	17	11
Fast Breaks	10	10
Bench	4	8

Period by Period Scoring	1st	2nd	3rd	4th	TOT
SLU	21	17	18	15	71
DAV	15	19	23	18	75

Official Basketball Box Score - Final
Fordham at Saint Louis
01/28/23 Chaifetz Arena, St. Louis
2022-23 Women's Basketball

Game Time: 7:00 PM
Game Duration: 1:57
Attendance: 913

Officials: Felicia Young, Ashley Gibas, Kelsey Reynolds

Fordham - 84 Record: 14-8 (6-3)

NO.	Name		Min	FG M-A	3P M-A	FT M-A	Rebounds OR	DR	TOT	Fouls PF	FD	TP	AS	TO	ST	Blocks BS	BA	+/-
21	Jada Dapaa	F	30:22	5-6	0-0	0-0	3	5	8	2	3	10	4	3	0	0	0	9
24	Kaitlyn Downey	F	28:06	6-14	4-9	0-0	0	8	8	5	0	16	5	2	1	1	1	-4
2	Anna DeWolfe	G	36:14	8-14	5-6	0-0	0	1	1	5	2	21	1	1	1	1	1	0
3	Aaliah Dingle	G	39:07	8-16	1-5	5-6	3	2	5	4	6	22	4	1	3	0	0	-1
13	Sarah Karpell	G	29:07	3-8	0-1	0-0	0	0	0	2	2	6	4	4	0	0	0	1
1	Matilda Flood		10:50	0-4	0-3	2-2	0	1	1	3	2	2	2	1	1	0	0	0
33	Colleen McQuillen		14:43	2-7	1-5	0-0	1	2	3	1	0	5	0	2	0	0	0	-16
10	Rose Nelson		11:31	1-3	0-0	0-0	2	0	2	0	1	2	0	2	1	1	0	-4
Team							3	4	7			0		0				
Totals				33-72	11-29	7-8	12	23	35	22	16	84	20	16	7	3	2	-3

Technical Fouls:: NONE

Shooting By Period		
1st FG%	6-18	33.3%
3PT%	3-9	33.3%
FT%	2-2	100%
2nd FG%	9-15	60.0%
3PT%	3-5	60.0%
FT%	0-0	0%
3rd FG%	12-17	70.6%
3PT%	3-3	100.0%
FT%	4-4	100%
4th FG%	6-22	27.3%
3PT%	2-12	16.7%
FT%	1-2	50%
GM FG%	33-72	45.8%
3PT%	11-29	37.9%
FT%	7-8	87.5%

Dead Ball Rebounds: 1, 0

Saint Louis - 87 Record: 7-16 (3-5)

NO.	Name		Min	FG M-A	3P M-A	FT M-A	Rebounds OR	DR	TOT	Fouls PF	FD	TP	AS	TO	ST	Blocks BS	BA	+/-
22	Mia Nicastro	F	17:20	2-4	0-1	0-0	0	2	2	1	1	4	0	2	0	0	1	-3
42	Brooke Flowers	F	35:49	10-13	0-0	3-6	5	5	10	3	3	23	0	2	0	1	0	0
00	Kyla McMakin	G	39:50	11-20	3-5	8-11	0	4	4	1	6	33	2	1	2	1	0	3
4	Kennedy Calhoun	G	25:23	0-1	0-0	1-2	1	1	2	4	1	1	3	5	2	0	0	9
11	Julia Martinez	G	38:54	2-17	0-1	2-2	6	6	12	1	5	6	13	3	5	0	2	2
32	Peyton Kennedy		26:51	6-10	0-1	5-5	1	4	5	4	6	17	0	4	2	0	0	9
2	Camreé Clegg		06:52	1-2	1-1	0-0	0	1	1	1	0	3	1	1	0	0	0	1
35	Briana Johns		09:01	0-1	0-0	0-0	1	1	2	1	0	0	1	1	0	0	0	-6
Team							2	3	5			0		1				
Totals				32-68	4-9	19-26	16	27	43	16	22	87	20	20	11	2	3	3

Technical Fouls:: NONE

Shooting By Period		
1st FG%	10-16	62.5%
3PT%	2-3	66.7%
FT%	7-7	100%
2nd FG%	8-19	42.1%
3PT%	2-3	66.7%
FT%	2-3	66.7%
3rd FG%	7-20	35.0%
3PT%	0-2	0.0%
FT%	2-2	100%
4th FG%	7-13	53.8%
3PT%	0-1	0.0%
FT%	8-14	57.1%
GM FG%	32-68	47.1%
3PT%	4-9	44.4%
FT%	19-26	73.1%

Dead Ball Rebounds: 4, 0

	FOR	SLU
Biggest lead	6 (3rd 0:50)	14 (1st 0:57)
Best Scoring Run	8(1st 6:25)	11(1st 0:57)
Lead Changes	6	
Times Tied	4	
Time with Lead	07:09	29:46

Points from	FOR	SLU
Turnovers	23	26
Paint	32	50
Second Chance	2	23
Fast Breaks	15	8
Bench	9	20

Period by Period Scoring	1st	2nd	3rd	4th	TOT
FOR	17	21	31	15	84
SLU	29	20	16	22	87

Official Basketball Box Score - Final
George Mason at Saint Louis
02/01/23 Chaifetz Arena, St. Louis
2022-23 Women's Basketball

Game Time: 11:00 AM
Game Duration: 1:56
Attendance: 7,562

Officials: Ryan Durham, Jennifer Washe, Ivan Fulton

George Mason - 56 Record: 11-12 (4-6)

NO.	Name		Min	FG M-A	3P M-A	FT M-A	Rebounds OR	DR	TOT	Fouls PF	FD	TP	AS	TO	ST	Blocks BS	BA	+/-
42	Nalani Kaysia	F	35:23	5-21	0-0	3-6	11	11	22	1	5	13	2	1	1	3	6	-16
1	Jazmyn Doster	C	13:24	3-6	0-0	0-4	3	2	5	4	4	6	0	0	1	0	3	-2
0	Taylor Jameson	G	33:31	4-18	3-11	2-2	0	0	0	2	2	13	1	3	2	0	1	-16
14	Paula Suarez	G	33:06	1-11	0-2	2-2	1	4	5	4	2	4	3	4	2	3	2	-8
15	J-Naya Ephraim	G	29:31	0-2	0-0	6-8	4	9	13	4	4	6	1	3	0	0	0	-5
4	Sonia Smith		29:18	4-11	0-1	2-2	0	0	0	4	5	10	0	2	1	0	0	-14
30	Amy O'Hara		04:31	0-1	0-0	0-0	0	0	0	1	0	0	0	0	0	0	0	-2
23	Nekhu Mitchell		12:13	0-3	0-1	1-2	1	0	1	1	1	1	2	0	0	0	0	1
5	Trey Kennedy		03:41	0-0	0-0	0-0	0	1	1	2	0	0	0	0	0	0	0	3
3	Jada Brown		05:22	1-2	1-2	0-0	1	0	1	1	0	3	0	0	0	0	0	-1
Team							2	1	3			0		0				
Totals				18-75	4-17	16-26	23	28	51	24	23	56	9	13	7	6	12	-12

Technical Fouls:: NONE

Shooting By Period		
1st FG%	2-15	13.3%
3PT%	0-1	0.0%
FT%	0-0	0%
2nd FG%	7-21	33.3%
3PT%	0-3	0.0%
FT%	8-11	72.7%
3rd FG%	4-18	22.2%
3PT%	1-5	20.0%
FT%	4-8	50%
4th FG%	5-21	23.8%
3PT%	3-8	37.5%
FT%	4-7	57.1%
GM FG%	18-75	24.0%
3PT%	4-17	23.5%
FT%	16-26	61.5%

Dead Ball Rebounds: 6, 0

Saint Louis - 68 Record: 8-16 (4-5)

NO.	Name		Min	FG M-A	3P M-A	FT M-A	Rebounds OR	DR	TOT	Fouls PF	FD	TP	AS	TO	ST	Blocks BS	BA	+/-
22	Mia Nicastro	F	19:03	3-7	1-3	1-2	4	2	6	2	2	8	1	1	0	0	0	-3
42	Brooke Flowers	F	36:46	5-12	0-0	0-0	3	15	18	4	0	10	0	1	0	11	0	11
00	Kyla McMakin	G	35:28	8-25	2-9	4-6	0	6	6	2	5	22	1	5	1	0	3	16
4	Kennedy Calhoun	G	33:29	1-6	0-3	2-2	1	2	3	3	1	4	4	3	2	0	1	5
11	Julia Martinez	G	36:37	3-6	0-1	7-9	1	6	7	4	8	13	6	2	5	0	1	13
32	Peyton Kennedy		20:57	2-7	0-2	5-6	2	4	6	3	5	9	0	0	2	0	1	15
21	Nafatoumata Haidara		03:14	0-0	0-0	1-2	1	0	1	2	1	1	0	1	0	1	0	1
35	Briana Johns		14:26	0-1	0-1	1-2	1	0	1	3	2	1	0	1	0	0	0	2
Team							4	2	6			0		1				
Totals				22-64	3-19	21-29	17	37	54	23	24	68	12	15	10	12	6	12

Technical Fouls:: NONE

Shooting By Period		
1st FG%	5-14	35.7%
3PT%	1-3	33.3%
FT%	3-4	75%
2nd FG%	4-15	26.7%
3PT%	1-4	25.0%
FT%	5-8	62.5%
3rd FG%	7-18	38.9%
3PT%	0-6	0.0%
FT%	5-8	62.5%
4th FG%	6-17	35.3%
3PT%	1-6	16.7%
FT%	8-9	88.9%
GM FG%	22-64	34.4%
3PT%	3-19	15.8%
FT%	21-29	72.4%

Dead Ball Rebounds: 5, 1

	GMU	SLU
Biggest lead	1 (2nd 1:46)	16 (4th 0:34)
Best Scoring Run	5(2nd 8:34)	9(1st 0:00)
Lead Changes	2	
Times Tied	1	
Time with Lead	00:20	36:46

Points from	GMU	SLU
Turnovers	11	9
Paint	16	26
Second Chance	19	16
Fast Breaks	8	15
Bench	14	11

Period by Period Scoring	1st	2nd	3rd	4th	TOT
GMU	4	22	13	17	56
SLU	14	14	19	21	68

Box Scores

Official Basketball Box Score - Final

Saint Louis at St. Bonaventure

02/05/23 Reilly Center, St. Bonaventure, N.Y.
2022-23 St. Bonaventure Women's Basketball

Game Time: 1:00 PM
Game Duration: 1:46
Attendance: 297

Officials: John Capolino, Ed Sidlesky, Courtney Robinson

Saint Louis - 75 Record: 9-16 (5-5)

NO.	Name		Min	FG M-A	3P M-A	FT M-A	Rebounds OR	DR	TOT	Fouls PF	FD	TP	AS	TO	ST	Blocks BS	BA	+/-
22	Mia Nicastro	F	19:54	4-9	0-3	3-3	2	3	5	0	2	11	0	1	0	0	0	-4
42	Brooke Flowers	F	32:15	6-13	0-0	4-6	5	7	12	0	4	16	1	1	0	3	1	15
00	Kyla McMakin	G	35:49	6-19	1-9	4-4	1	3	4	3	2	17	4	2	2	2	0	16
4	Kennedy Calhoun	G	35:34	1-5	0-3	0-0	1	1	2	4	2	2	2	1	2	0	0	12
11	Julia Martinez	G	23:10	1-7	0-0	2-2	8	2	10	2	2	4	4	9	4	0	0	-5
32	Peyton Kennedy		28:14	5-8	1-2	5-5	4	5	9	1	5	16	2	0	0	0	0	18
35	Briana Johns		03:57	0-1	0-1	0-0	0	1	1	1	0	0	0	0	0	0	0	1
24	Kiley Bess		21:07	3-4	3-4	0-0	1	2	3	0	2	9	0	0	0	0	0	19
Team							1	2	3			0		0				
Totals				26-66	5-22	18-20	23	26	49	11	19	75	13	14	8	5	1	14

Technical Fouls:: NONE

Shooting By Period		
1st FG%	7-15	46.7%
3PT%	2-6	33.3%
FT%	2-4	50%
2nd FG%	5-15	33.3%
3PT%	2-5	40.0%
FT%	6-6	100%
3rd FG%	9-20	45.0%
3PT%	0-6	0.0%
FT%	4-4	100%
4th FG%	5-16	31.3%
3PT%	1-5	20.0%
FT%	6-6	100%
GM FG%	26-66	39.4%
3PT%	5-22	22.7%
FT%	18-20	90.0%

Dead Ball Rebounds: 1, 0

St. Bonaventure - 61 Record: 4-22 (1-10)

NO.	Name		Min	FG M-A	3P M-A	FT M-A	Rebounds OR	DR	TOT	Fouls PF	FD	TP	AS	TO	ST	Blocks BS	BA	+/-
3	Iyanna Lops	F	38:56	5-16	0-5	0-0	0	9	9	2	0	10	1	5	0	1	1	-15
12	Taylor Napper	F	19:17	0-1	0-0	0-0	1	0	1	2	0	0	0	1	1	0	1	-11
1	Breauna Ware	G	25:11	7-12	1-1	1-4	2	1	3	4	4	16	3	1	0	0	1	-23
2	Nadechka Laccen	G	18:19	1-4	0-1	1-1	1	1	2	4	2	3	2	3	1	0	0	-4
13	Maddie Dziezgowski	G	30:53	0-5	0-4	0-0	0	2	2	2	0	0	1	2	1	0	1	-2
14	Nikki Oppenheimer		27:35	6-12	4-8	1-1	1	1	2	1	4	17	3	2	0	0	1	-1
24	Payton Fields		29:49	5-11	3-6	0-0	2	4	6	3	1	13	0	1	1	0	0	-13
11	Kirah Dandridge		04:12	0-0	0-0	0-0	0	0	0	0	0	0	0	0	0	0	0	-4
22	Kaitlyn Parker		05:48	1-1	0-0	0-0	1	0	1	1	0	2	0	0	1	0	0	3
Team							5	0	5			0		2				
Totals				25-62	8-25	3-6	13	18	31	19	11	61	10	17	5	1	5	-14

Technical Fouls:: NONE

Shooting By Period		
1st FG%	7-16	43.8%
3PT%	2-7	28.6%
FT%	1-2	50%
2nd FG%	7-15	46.7%
3PT%	3-5	60.0%
FT%	0-0	0%
3rd FG%	7-15	46.7%
3PT%	2-4	50.0%
FT%	2-2	100%
4th FG%	4-16	25.0%
3PT%	1-9	11.1%
FT%	0-2	0%
GM FG%	25-62	40.3%
3PT%	8-25	32.0%
FT%	3-6	50.0%

Dead Ball Rebounds: 1, 0

	SLU	SBU
Biggest lead	14 (4th 0:27)	4 (2nd 8:45)
Best Scoring Run	9(2nd 6:03)	8(2nd 8:45)
Lead Changes	8	
Times Tied	4	
Time with Lead	32:46	03:22

Points from	SLU	SBU
Turnovers	13	14
Paint	32	26
Second Chance	17	4
Fast Breaks	10	6
Bench	25	32

Period by Period Scoring	1st	2nd	3rd	4th	TOT
SLU	18	18	22	17	75
SBU	17	17	18	9	61

Official Basketball Box Score - Final

Saint Louis at Dayton

02/08/23 University of Dayton Arena, Dayton, Ohio
2022-23 Women's Basketball

Game Time: 11:02 AM
Game Duration: 1:55
Attendance: 11,635

Officials: Bryan Brunette, Kayla Maxey, Colleen Thompson

Saint Louis - 74 Record: 10-16 (6-5)

NO.	Name		Min	FG M-A	3P M-A	FT M-A	Rebounds OR	DR	TOT	Fouls PF	FD	TP	AS	TO	ST	Blocks BS	BA	+/-
22	Mia Nicastro	F	12:32	1-4	0-1	0-0	1	2	3	1	0	2	0	0	0	0	1	-4
42	Brooke Flowers	F	37:52	4-12	0-0	0-0	0	9	9	3	1	8	1	0	1	8	0	9
00	Kyla McMakin	G	33:24	4-20	1-9	0-0	0	2	2	1	1	9	0	2	2	0	0	2
4	Kennedy Calhoun	G	24:40	2-4	0-1	4-4	0	3	3	4	3	8	3	3	2	0	0	7
11	Julia Martinez	G	28:37	4-9	0-2	5-6	3	5	8	1	4	13	8	4	4	0	0	7
2	Camreé Clegg		31:44	7-12	6-10	0-0	0	3	3	1	1	20	2	0	0	0	0	14
32	Peyton Kennedy		28:39	4-8	1-3	2-2	5	2	7	2	4	11	4	1	2	0	0	12
24	Kiley Bess		01:35	1-1	1-1	0-0	0	0	0	0	0	3	0	0	0	0	0	-3
21	Nafatoumata Haidara		00:57	0-0	0-0	0-0	0	0	0	1	0	0	0	1	0	0	0	1
Team							1	2	3			0		0				
Totals				27-70	9-27	11-12	10	28	38	14	14	74	18	11	11	8	1	9

Technical Fouls:: NONE

Shooting By Period		
1st FG%	8-20	40.0%
3PT%	2-7	28.6%
FT%	2-2	100%
2nd FG%	8-17	47.1%
3PT%	3-7	42.9%
FT%	2-2	100%
3rd FG%	6-16	31.3%
3PT%	2-6	33.3%
FT%	0-0	0%
4th FG%	6-17	35.3%
3PT%	2-7	28.6%
FT%	7-8	87.5%
GM FG%	27-70	38.6%
3PT%	9-27	33.3%
FT%	11-12	91.7%

Dead Ball Rebounds: 0, 0

Dayton - 85 Record: 4-16 (3-8)

NO.	Name		Min	FG M-A	3P M-A	FT M-A	Rebounds OR	DR	TOT	Fouls PF	FD	TP	AS	TO	ST	Blocks BS	BA	+/-
23	Mariah Perez	F	37:46	7-17	0-0	5-9	6	6	12	4	7	19	0	3	0	1	3	-5
2	Talsiya Koziova	G	38:12	3-7	3-6	0-0	1	4	5	3	1	9	0	3	1	0	1	-6
3	Anyssa Jones	G	36:29	7-18	2-4	4-5	3	12	15	1	4	20	0	3	1	0	4	-9
11	Sydney Freeman	G	39:15	3-12	0-5	0-0	0	1	1	4	0	6	4	8	0	0	0	-9
33	Destiny Bohanon	G	39:04	4-14	1-3	2-2	0	4	4	2	1	11	7	5	2	0	0	-3
42	Eleanor Monyek		09:14	0-0	0-0	0-0	2	0	2	0	1	0	0	0	0	0	0	-13
Team							7	7	14			0		0				
Totals				24-68	6-18	11-16	19	34	53	14	14	65	11	22	4	1	8	-9

Technical Fouls:: NONE

Shooting By Period		
1st FG%	6-14	42.9%
3PT%	2-4	50.0%
FT%	2-6	33.3%
2nd FG%	6-18	33.3%
3PT%	3-5	60.0%
FT%	3-4	75%
3rd FG%	7-17	41.2%
3PT%	0-1	0.0%
FT%	2-2	100%
4th FG%	5-19	26.3%
3PT%	1-8	12.5%
FT%	4-4	100%
GM FG%	24-68	35.3%
3PT%	6-18	33.3%
FT%	11-16	68.8%

Dead Ball Rebounds: 2, 0

	STL	DAY
Biggest lead	10 (2nd 5:39)	5 (4th 6:31)
Best Scoring Run	12(4th 0:07)	11(4th 8:27)
Lead Changes	5	
Times Tied	4	
Time with Lead	27:56	10:43

Points from	STL	DAY
Turnovers	19	9
Paint	30	32
Second Chance	13	15
Fast Breaks	20	10
Bench	34	0

Period by Period Scoring	1st	2nd	3rd	4th	TOT
STL	20	21	12	21	74
DAY	16	18	16	15	65

Official Basketball Box Score - Final

George Washington at Saint Louis

02/11/23 Chaifetz Arena, St. Louis
2022-23 Women's Basketball

Game Time: 7:00 PM
Game Duration: 1:49
Attendance: 1,554

Officials: Brandon Enterline, Shawn Goode, Sarah Williams

George Washington - 64 Record: 16-10 (8-5)

NO.	Name		Min	FG M-A	3P M-A	FT M-A	Rebounds OR	DR	TOT	Fouls PF	FD	TP	AS	TO	ST	Blocks BS	BA	+/-
31	Mayowa Taiwo	F	37:49	2-7	0-0	0-0	5	4	9	4	3	4	1	2	7	0	4	-10
10	Nya Lok	G	29:15	6-12	3-6	2-2	7	2	9	1	2	17	1	2	1	1	1	-14
15	Taylor Webster	G	10:08	1-3	0-1	0-0	0	0	0	0	0	2	0	1	0	0	0	-9
21	Mia Lakstigala	G	38:38	1-12	1-9	4-4	1	3	4	2	2	7	2	1	2	0	1	-8
24	Asjah Innis	G	23:20	5-9	1-4	1-2	0	3	3	3	3	12	1	2	1	0	0	-16
2	Nya Robertson		28:47	5-19	3-13	5-6	1	0	1	0	3	18	3	4	3	0	0	2
20	Maxine Engel		26:12	2-10	0-7	0-0	3	0	3	3	0	4	2	0	0	0	2	-7
13	Caia Loving		05:51	0-1	0-0	0-0	0	1	1	0	0	0	0	0	0	0	0	2
Team							5	4	9			0		1				
Totals				22-73	8-40	12-14	22	17	39	13	13	64	10	13	14	1	8	-12

Technical Fouls:: NONE

Shooting By Period		
1st FG%	7-23	30.4%
3PT%	3-10	30.0%
FT%	0-0	0%
2nd FG%	4-12	33.3%
3PT%	2-9	22.2%
FT%	7-8	87.5%
3rd FG%	5-18	27.8%
3PT%	0-7	0.0%
FT%	2-2	100%
4th FG%	6-20	30.0%
3PT%	3-14	21.4%
FT%	3-4	75%
GM FG%	22-73	30.1%
3PT%	8-40	20.0%
FT%	12-14	85.7%

Dead Ball Rebounds: 3, 0

Saint Louis - 76 Record: 11-16 (7-5)

NO.	Name		Min	FG M-A	3P M-A	FT M-A	Rebounds OR	DR	TOT	Fouls PF	FD	TP	AS	TO	ST	Blocks BS	BA	+/-
22	Mia Nicastro	F	09:36	2-3	0-1	0-0	1	4	5	1	0	4	0	3	0	0	0	0
42	Brooke Flowers	F	34:30	9-13	0-0	3-3	5	4	9	0	3	21	2	1	2	4	0	13
00	Kyla McMakin	G	32:49	4-13	1-2	6-6	0	4	4	3	4	15	2	3	0	1	0	15
4	Kennedy Calhoun	G	36:07	3-4	0-0	1-2	0	3	3	3	2	7	3	6	4	0	0	15
11	Julia Martinez	G	33:07	2-5	1-2	3-3	3	4	7	3	2	8	8	5	2	0	0	9
32	Peyton Kennedy		28:09	5-11	3-7	0-0	0	4	4	1	1	13	0	2	0	1	1	10
21	Nafatoumata Haidara		05:30	0-0	0-0	0-0	0	1	1	0	0	0	0	0	0	1	0	-1
2	Camreé Clegg		13:31	2-2	1-1	0-0	0	1	1	1	1	5	0	1	1	0	0	-5
35	Briana Johns		03:43	1-2	1-2	0-0	0	0	0	1	0	3	0	0	0	1	0	-1
24	Kiley Bess		02:58	0-1	0-1	0-0	0	0	0	0	0	0	0	0	0	0	0	5
Team							1	3	4			0		1				
Totals				28-54	7-16	13-14	10	28	38	13	13	76	15	22	9	8	1	12

Technical Fouls:: NONE

Shooting By Period		
1st FG%	8-14	57.1%
3PT%	3-5	60.0%
FT%	1-2	50%
2nd FG%	7-15	46.7%
3PT%	2-3	66.7%
FT%	1-1	100%
3rd FG%	6-11	54.5%
3PT%	1-3	33.3%
FT%	4-4	100%
4th FG%	7-14	50.0%
3PT%	1-5	20.0%
FT%	7-7	100%
GM FG%	28-54	51.9%
3PT%	7-16	43.8%
FT%	13-14	92.9%

Dead Ball Rebounds: 0, 0

	GWU	SLU
Biggest lead	6 (2nd 3:09)	12 (4th 5:08)
Best Scoring Run	11(2nd 9:03)	9(2nd 0:30)
Lead Changes	2	
Times Tied	2	
Time with Lead	07:30	31:13

Points from	GWU	SLU
Turnovers	28	17
Paint	26	38
Second Chance	19	16
Fast Breaks	7	2
Bench	22	21

Period by Period Scoring	1st	2nd	3rd	4th	TOT
GWU	17	17	12	18	64
SLU	20	17	17	22	76

Official Basketball Box Score - Final

Saint Louis at Richmond

02/15/23 Robins Center, Richmond
2022-23 Women's Basketball

Game Time: 5:03 PM
Game Duration: 1:55
Attendance: 504

Officials: Toni Pollo, Brandon Appel, Roy Jackson

Saint Louis - 74 Record: 11-17 (7-6)

NO.	Name		Min	FG M-A	3P M-A	FT M-A	Rebounds OR	DR	TOT	Fouls PF	FD	TP	AS	TO	ST	Blocks BS	BA	+/-
22	Mia Nicastro	F	23:00	2-9	1-2	0-0	3	4	7	3	0	5	1	1	0	1	2	-5
42	Brooke Flowers	F	38:29	8-16	0-0	1-2	6	5	11	0	2	17	1	2	3	2	4	-15
00	Kyla McMakin	G	32:08	6-17	3-9	9-13	1	2	3	3	5	24	1	4	0	1	0	-8
4	Kennedy Calhoun	G	26:10	2-8	1-4	1-2	1	0	1	5	1	6	3	0	2	0	0	-11
11	Julia Martinez	G	34:37	2-8	1-2	0-0	4	6	10	4	3	5	9	7	3	0	2	-8
32	Peyton Kennedy		18:31	4-7	0-2	0-0	3	0	3	1	0	8	2	1	0	0	0	0
2	Camreé Clegg		19:29	3-10	1-8	0-0	0	2	2	3	0	7	1	2	1	0	0	0
35	Briana Johns		04:24	0-1	0-0	0-0	0	0	0	0	1	0	0	0	0	0	0	-1
24	Kiley Bess		03:12	0-1	0-1	2-2	0	0	0	0	1	2	0	0	0	0	0	-2
Team							4	4	8			0		0				
Totals				27-77	7-28	13-19	22	23	45	19	13	74	18	17	9	4	8	-10

Technical Fouls:: NONE

Shooting By Period		
1st FG%	6-14	42.9%
3PT%	2-4	50.0%
FT%	4-4	100%
2nd FG%	9-24	37.5%
3PT%	3-7	42.9%
FT%	1-2	50%
3rd FG%	4-23	17.4%
3PT%	0-9	0.0%
FT%	1-4	25%
4th FG%	8-16	50.0%
3PT%	2-8	25.0%
FT%	7-9	77.8%
GM FG%	27-77	35.1%
3PT%	7-28	25.0%
FT%	13-19	68.4%

Dead Ball Rebounds: 6, 0

Richmond - 84 Record: 16-8 (5-5)

NO.	Name		Min	FG M-A	3P M-A	FT M-A	Rebounds OR	DR	TOT	Fouls PF	FD	TP	AS	TO	ST	Blocks BS	BA	+/-
20	Addie Budnik	F	33:16	4-9	2-7	0-0	1	5	6	1	0	10	4	3	2	3	1	12
44	Maggie Doogan	F	36:11	6-11	2-5	5-6	1	6	7	2	5	19	1	4	2	3	0	12
1	Grace Townsend	G	32:29	3-8	0-1	7-7	0	6	6	3	7	13	7	2	0	1	0	10
25	Katie Hill	G	29:37	4-11	1-3	2-3	1	2	3	2	3	11	2	5	1	0	1	21
32	Siobhan Ryan	G	23:49	3-6	3-4	0-0	1	2	3	3	0	9	1	2	0	0	1	5
11	Cayla Williams		03:49	1-1	0-0	0-0	0	0	0	0	0	2	0	0	0	0	0	0
22	Rachel Ullstrom		25:18	5-5	2-2	0-0	2	4	6	1	1	12	0	0	3	0	0	-3
2	Sydney Boone		08:47	2-5	1-1	3-3	0	0	0	0	2	8	0	1	0	0	1	-3
13	Torin Rogers		03:49	0-0	0-0	0-2	0	1	1	0	1	0	0	0	0	0	0	-2
24	Emilija Krista Grava		02:55	0-0	0-0	0-0	0	0	0	1	0	0	0	0	1	1	0	-2
Team							0	2	2			0		0				
Totals				28-56	11-23	17-21	6	28	34	13	19	84	15	17	9	8	4	10

Technical Fouls:: NONE

Shooting By Period		
1st FG%	6-15	40.0%
3PT%	2-3	66.7%
FT%	1-1	100%
2nd FG%	7-11	63.6%
3PT%	0-0	0.0%
FT%	2-2	100%
3rd FG%	6-14	42.9%
3PT%	2-7	28.6%
FT%	2-3	66.7%
4th FG%	9-16	56.3%
3PT%	1-4	25.0%
FT%	12-15	80%
GM FG%	28-56	50.0%
3PT%	11-23	47.8%
FT%	17-21	81.0%

Dead Ball Rebounds: 3, 0

	SLU	RIC
Biggest lead	5 (1st 9:10)	13 (4th 1:30)
Best Scoring Run	7(2nd 5:12)	9(3rd 8:19)
Lead Changes	9	
Times Tied	9	
Time with Lead	10:18	23:57

Points from	SLU	RIC
Turnovers	15	17
Paint	34	34
Second Chance	13	2
Fast Breaks	7	16
Bench	17	22

Period by Period Scoring	1st	2nd	3rd	4th	TOT
SLU	18	22	9	25	74
RIC	15	22	16	31	84

LIVESTATS BY GENIUS SPORTS