



HISTORY & RECORD BOOK

***UPDATED THROUGH 2022 SEASON**

TABLE OF CONTENTS

National Championships	2-13
NCAA Tournament Summary	14-15
Career Records	16
Season Records	17
Single-Game Records	18
NCAA Tournament Records	18
Annual Scoring Leaders	19
Individual Honors	20-22
Year-by-Year Results	23-29
Series Records	30-31
Alumni (Field Players)	32-35
Alumni (Goalkeepers)	36
Annual Team Awards	37
Billikens in MLS	38
Billikens in the Pros	39-40
US Soccer/Hall of Fame	41



NATIONAL CHAMPIONSHIP SEASONS



1959

Head Coach: Bob Guelker
Overall Record: 11-1-0

NCAA Tournament Ledger

Saint Louis 4, San Francisco 0 (FR)
Saint Louis 6, CC-New York 2 (SF)
Saint Louis 5, Bridgeport 2 (F)



1960

Head Coach: Bob Guelker
Overall Record: 14-1-0

NCAA Tournament Ledger

Saint Louis 2, California 0 (FR)
Saint Louis 2, West Chester 1 (SF)
Saint Louis 3, Maryland 2 (F)



1962

Head Coach: Bob Guelker
Overall Record: 12-0-1

NCAA Tournament Ledger

Saint Louis 9, Stanford 3 (FR)
Saint Louis 2, Michigan State 0 (SF)
Saint Louis 4, Maryland 3 (F)



1963

Head Coach: Bob Guelker
Overall Record: 13-1-0

NCAA Tournament Ledger

Saint Louis 2, Michigan State 0 (FR)
Saint Louis 3, San Francisco 2 (QF)
Saint Louis 7, Maryland 3 (SF)
Saint Louis 3, Navy 0 (F)



1965

Head Coach: Bob Guelker
Overall Record: 14-0-0

NCAA Tournament Ledger

Saint Louis 2, Ohio 1 (FR)
Saint Louis 5, San Francisco 2 (QF)
Saint Louis 3, Navy 1 (SF)
Saint Louis 1, Michigan State 0 (F)



NATIONAL CHAMPIONSHIP SEASONS



1967

Head Coach: Harry Keough
Overall Record: 8-3-2

NCAA Tournament Ledger

Saint Louis 6, Colorado Coll. 1 (FR)
Saint Louis 4, San Jose St. 3 (QF)
Saint Louis 1, Navy 0 (SF)
Saint Louis 0, Michigan State 0 (F)
(Co-Champions were declared due to inclement weather)



1969

Head Coach: Harry Keough
Overall Record: 13-0-0

NCAA Tournament Ledger

Saint Louis 4, SIUE 0 (SR)
Saint Louis 2, Cleveland St. 1 (QF)
Saint Louis 2, Harvard 1 (SF)
Saint Louis 4, San Francisco 0 (F)



1970

Head Coach: Harry Keough
Overall Record: 14-0-1

NCAA Tournament Ledger

Saint Louis 7, Akron 0 (SR)
Saint Louis 2, SIUE 1 (QF)
Saint Louis 1, Hartwick 0 (SF)
Saint Louis 1, UCLA 0 (F)



1972

Head Coach: Harry Keough
Overall Record: 15-2-3

NCAA Tournament Ledger

Saint Louis 2, Bowling Green 0 (SR)
Saint Louis 3, Ohio 1 (QF)
Saint Louis 2, Howard 1 (SF)
Saint Louis 4, UCLA 2 (F)



1973

Head Coach: Harry Keough
Overall Record: 15-2-3

NCAA Tournament Ledger

Saint Louis 6, Bowling Green 0 (SR)
Saint Louis 3, SIUE 0 (QF)
Saint Louis 3, Brown 1 (SF)
Saint Louis 2, UCLA 1 (ot) (F)



1959 NATIONAL CHAMPIONS

This is it," exulted John Dueker. "You can feel no more. There is no more to feel." A player for the first Billiken varsity soccer team, Dueker made those comments after SLU captured the first NCAA soccer championship in 1959.

The Billikens defeated the University of Bridgeport 5-2 on Saturday, Nov. 28, in Storrs, Conn., on a day so powerfully wrought with wind and rain that the score was kept inside a plastic bag.

Dueker had plenty to crow about. It was the first year that soccer was a varsity sport at Saint Louis. The team was comprised entirely of St. Louisans as compared to semifinalist City College of New York (CCNY), which had 14 foreign-born players on a roster of 16. The SLU team budget was \$200. The players had to kick in for their shoes, and head coach Bob Guelker volunteered his services. That was a good thing, because he was the only one who owned a ball.

The Billikens entered that inaugural NCAA Tournament with an 8-1-0 record after outscoring their opponents 56-6. But the NCAA handicapped the Bills by ruling two Billiken starters ineligible. Starters Bob Kauffman and Bob Pisoni both were ruled ineligible under the 10-semester rule.

Additionally, the Billikens lost scoring leader George Endler for the tournament. Endler led the club with 24 goals in the nine regular season games, but was injured in the regular season finale against Purdue. Except for a few minutes, he would watch the tournament from the bench.

That left Jack Dueker, captain Jerry Knobbe, Tom Trost and Don Range as the key players in the NCAA trophy hunt. Gene Block was the goalkeeper. Bob Malone, Tom Richmond, John Fuchs, John Michalski and John Klein were other important cogs in the machine.

Nevertheless, Guelker had to hunt for some talent. He found a SLU student who was tearing up the local Catholic Youth Council league, and the young man graciously accepted the invitation to help the Billikens in their championship quest.

"I was attending Saint Louis University and working," said Michael Shanahan, who would go on to become chairman of the National Hockey League's St. Louis Blues and chairman of the University's board of trustees. "I got four goals in a game one day, and that must have caught Guelker's eye. He called me and asked why I wasn't playing for the Bills.



"I said that I was working and didn't have time for the practices. He invited me to come out. He said he was losing two guys because of eligibility. I took him up."

Shanahan ended up contributing goals in each of the last two victories as the Bills rolled to the first of their record 10 NCAA titles. "That was a great team," he said. "It had such great talent. I was lucky to be on it. I just wanted to play."

But it was Guelker who held it all together. Soccer had been a club sport at Saint Louis until Guelker approached then-athletic director Bob Stewart with an offer to coach the team for free.

Stewart had been a soccer player at Syracuse University and was looking for a fall replacement for football, which the University had dropped after 1949. Stewart leaned on some boosters to accumulate a little more than \$200, and the Billikens were in business. Posters were put up in the West Pine Gym on campus announcing tryouts ... "just bring your own equipment and don't be looking for scholarships."

Guelker passed away in 1986 after a Hall of Fame coaching career that concluded at SIU Edwardsville. "I think Guelker had more influence on soccer in the United States than anybody else in any other sport," said former athletic trainer Kim Tucci, who now is owner of The Pasta House Co. restaurants in St. Louis. "Not so much in tactical skills, but what he got from his players and the organization of the game."

Saint Louis opened the tourney with a convincing 4-0 whitewash of an impressive University of San Francisco side before an estimated crowd of 3,000 at the old Public Schools Stadium on North Kingshighway in St. Louis. That put the Billikens in the final four, which was played during the Thanksgiving holiday.

Range gave thanks on Thursday, Nov. 26, with a two-goal effort that rallied the Bills past CCNY. In the other semifinal, Bridgeport prevailed over West Chester 2-1 in a battle that carried on for two days. While Bridgeport and West Chester waged their war, the Bills enjoyed a day off by seeing the sights of New York City.

The championship match was played in horrible conditions as an all-day rain turned the pitch into a quagmire. Trost commended Guelker for some strategic moves, "He brought Dueker up to the forward line," he recalled. "Jack ended up scoring a couple of goals." An All-American in '59, Dueker netted a hat trick as the Billikens rolled to a 5-2 triumph. Bridgeport coach John McKeon was impressed by the Saint Louis performance. "It would take an all-star team picked from the other three semifinalists to give the Billikens anything like a close game," McKeon said.

Most of the preceding information was accumulated from the St. Louis Post-Dispatch in a 30th anniversary article that was printed Sept. 27, 1989.



1960 NATIONAL CHAMPIONS

In 1959, the Saint Louis University soccer team set the standard for what it takes to win a national championship. The 1959 Billikens that won the first NCAA championship in history had depth, no individual playmakers, and they were unselfish.

So it came as no surprise that coach Bob Guelker's 1960 Billiken outfit had the same qualities as the 1959 team.

"We've got a team just like last year's – well-rounded, no individual stars and good bench strength," said All-American co-captain John Klein. "That's what makes a team. If all the players are good, you've got depth, and that's what makes for a winning combination."

That winning combination carried SLU to a 14-1 record and its second national championship in as many years.

Gerry Balassi, Bob Malone, Tom McDonnell, All-American Don Range and Bob Trigg headed the potent Billiken attack in Guelker's 5-3-2 offensive-minded setup. Balassi spearheaded the Billiken juggernaut. He tallied a team-high 19 goals and 14 assists. Range, an inside right forward, was equally dominant up front. The senior scored 16 goals while adding 12 assists. Trigg knocked in 14 goals to complete the arsenal of goal-scoring up front.

McDonnell and Malone chipped in nine and four goals, respectively. Tom Barry came off the bench and added four goals. The Billikens scored 73 goals in 15 games, averaging 4.87 goals per game. But perhaps the most stunning aspect of the Billiken frontline was its ability to pass the ball. Of the team's 73 goals, assists were registered on 64.

The unselfish trio of Klein, John Michalski and Tom Richmond anchored the midfield for the Billikens. Contrary to most modern-day teams, Guelker used his midfield as a go-between for the defense and the frontline. Klein, Michalski and Richmond's main task was retrieving the ball from the defense and getting it up to the quick and aggressive Billiken forwards. One need to only look at the statistics to realize how unselfish the three players were. Klein chalked up three goals and one assist. Richmond had one goal and one assist. Michalski tallied only one assist on the year.

Defenders Mike Shanahan and Tom Hennessy and goalie Bill Mueller resembled a brick wall in the defensive end. The Billikens allowed only 11 goals and 129 shots.

The year didn't start out too well for the defending champs. In addition to finding out that George Endler, the 1959 leading scorer, would not return from a knee injury, SLU dropped its first match of the season to Fairleigh-Dickinson 3-2.

But coach Guelker didn't worry. Despite the loss, he said, "The team is definitely developing into a fine ballclub."

"Fine" turned out to be an inadequate term. The Billikens rebounded from the loss by posting three consecutive shutouts over Wheaton College (4-0), Illinois (3-0) and Indiana (12-0). After defeating Washington (Mo.) University 5-1, the Billikens faced their stiffest challenge of the year: a match with the Michigan State Spartans.

Many people across the country thought that the Spartans-Billikens contest could determine the national champion. The Spartans were leading the Eastern Division of the Midwestern Collegiate Conference with a 6-0 mark, and the Billikens were in first place in the Western Division at 5-1. The game was huge in determining which team could represent the Midwest Region in the NAAs. If both teams finished with identical records at the end of the conference season, the winner of the game likely would represent the Midwest Region in the NCAA Tournament.

The Spartans didn't provide too much of a challenge for the Billikens. Trigg notched three goals and an assist, and Range added one goal to lead SLU to a 4-0 win. The team credited the decisive win to Guelker. He decided to tinker

with the forward line, moving Range and Trigg to the center-forward positions and dropping Malone behind the front line. The tactic paid off as Michigan State had trouble defending two center-forwards.

The early-season victory over a highly touted opponent seemed to lift the Billikens. After handling Pittsburgh 4-0 – a game which Trigg said SLU needed to win in order to bring SLU's soccer prestige in the East back to its old level – the Billikens rolled through their next four games. Air Force, Navy Pier, Chicago and Purdue couldn't disrupt the Billikens as they made their NCAA Tournament run.

After a 5-3 victory over Akron, the other soccer power in the Midwest, the Midwest Collegiate Conference picked SLU to represent the region in the eight-team NCAA field.

Guelker's Billikens started the tourney at Fairgrounds Park in St. Louis with a quarterfinal match against the California Bears. The Billikens overpowered the Bears, winning the game 2-0. Balassi and Trigg notched the goals as the Bills outshot the Bears 38-12. Mueller only had to make two saves on the afternoon.

In the semifinal versus West Chester, the Billikens pelted the West Chester goalkeeper, forcing him to make 23 saves. The only two other shots that the Billikens took were goals. After West Chester tied the game, Balassi kicked in the game-winner to give the Billikens a 2-1 win.

Maryland awaited SLU in the final. Mike Quinn replaced Mueller in goal, and he gave up an early goal to give the Terrapins a 1-0 lead. But Range and Balassi soon found their scoring touch. Range tacked on the Billikens' first goal. Balassi got the second, and Range added another. Maryland scored a late goal to trim the lead to 3-2 but couldn't get any more. The Billikens had won their second national championship.





1962 NATIONAL CHAMPIONS

West Chester College snapped Saint Louis University's two-year stranglehold on the national championship in 1961. But it didn't deter coach Bob Guelker's Billikens from making another assault on the crown.

Guelker and his Bills picked up their third championship in four years with a 4-3 victory over Maryland in the championship game. The win completed SLU's first unbeaten season as the Billikens went 12-0-1.

Guelker had pointed to 1962 as a rebuilding year. The Billikens lost 10 lettermen from the 1961 finalist team, including All-American Bob Malone and John Michalski from the forward line. They returned only four starters: Tom Klein, Bob Trigg, Tom McDonnell and Gerry Balassi.



But those four took over the offensive duties for SLU. Balassi led the club with 16 goals and 14 assists. Trigg, who missed three games in the middle of the season, scored 12 goals while tacking on four assists. Klein picked up nine goals, and McDonnell added four while dishing out 10 assists. Tim Knox and Tom Mataya each subbed in on the forward line and supplied the team with 16 goals between them.

Seniors Al Toczylowski and Ed Oswald, along with goalie Roger Rupp, all stood tall in the defensive end for the Bills. With backs Don Ceresia, Joe Hennessy and Bill Vieth, they yielded 14 goals on 104 shots. They came up big in pushing aside last-minute attacks from Notre Dame, Harris Teachers College, Washington (Mo.) University, Michigan State and Maryland.

The Bills started the 1962 season much like they began the past two seasons—slowly. In 1960, SLU lost to Fairleigh Dickinson to begin the season, and the Bills lost to Akron in the second game of the year in 1961. In 1962, SLU topped Indiana in the first contest of the year. But the Billikens tied Notre Dame 3-3 in the second game, and they barely squeaked by Harris Teachers College 2-1. The Bills appeared to be in a little rut.

Guelker noted before the season began that his team lacked "that basic harmony that's always been ours in the past."

His squad soon began to gel and motor through the season. After routing Navy Pier, Indiana Tech and Illinois by a combined score of 27-1, SLU edged Washington (Mo.) University 2-1.



After dispatching Chicago 13-0 and Wheaton 3-0, the Billikens beat Michigan State 2-1 thanks to two goals by Tom Klein. He scored the game-winner late in the fourth quarter to send the Bills into the NCAA tourney. The Billikens played their best soccer of the year in the contest.

"From the standpoint of skill, it was definitely our best game," Guelker said. "And we were up so much for it. I doubt that we could have lost."

SLU thumped Stanford 9-3 in the quarterfinals, placing them in the semifinals for a rematch with Michigan State. The Billikens had emotions running high for the game. Not only was the contest a rematch with Michigan State and for a berth in the finals, but also the Bills were playing the game in memory of Mike Quinn. Quinn, who was in the nets when SLU defeated Maryland for the 1960 title, was killed in a car accident the week before the game. "We played this one for Mike," Guelker said.

Oswald scored his only goal of the year on a volley shot over his head in the first quarter. Balassi added a penalty-kick goal to secure a 2-0 win. Cliff Stevenson, a member of the NCAA rules committee, said of the game, "Saint Louis was passing well, and Michigan State had only individual efforts – no teamwork."

In the Maryland match, the Billikens snagged an early 2-0 lead in the first quarter on two goals by Balassi. But the Bills sat back in a defensive shell for the next three quarters. Their attack never truly got going, and Maryland took advantage. The Terrapins scored a goal late in the first period and then tallied two more right before the half to take a 3-2 lead.

The squads played a scoreless third quarter and 13 scoreless minutes in the fourth. It looked as though Maryland would win its first title. But Balassi stole the ball at midfield and dribbled 40 yards to the Terps' goal. Rob Williamson made the initial save on Balassi's first shot, but Balassi headed the rebound past the keeper to tie the game.

Then, just as in the Michigan State semifinal, a fullback knocked in the game-winning goal. Hennessy moved up from the back line and into the penalty area for a corner kick. Balassi struck the ball from the spot and Hennessy buried his shot to give the Bills a 4-3 win. Like Oswald, it was Hennessy's first goal of the season.

"At the beginning of the season I predicted that this would be a rebuilding year; next year was to be our big one," Guelker said. "However, I'm glad I was wrong this time."



1963 NATIONAL CHAMPIONS

The Saint Louis University Billiken soccer squad had a lot to live up to in 1963. In the four previous seasons of Billiken soccer, coach Bob Guelker's Bills were an aggressive, high-scoring machine that averaged 5.2 goals per game. Meanwhile, the defense shut down opponents, yielding only 0.71 goals per game in four years. On top of that, the Billikens had to try to uphold the past four squads' winter tradition of bringing back championship hardware from the NCAA tournament.

The 1963 club accomplished all of the above and more. In winning the program's fourth title in five years, the Billikens established a school record with 94 goals scored in 14 games, an average of 6.7 per game. Sophomore forward Carl Gentile netted 30 of those goals, also a school record. Forward Pat McBride, a fellow sophomore, collected 17 assists, which was a school record until Matt McKeon broke that mark in 1995. McBride also scored 18 goals. And the defense posted nine shutouts while giving up 12 goals.

The Billikens defeated Navy 3-0 in the championship match to gain the title, capping a 13-1-0 season.

Nearly everything was perfect for SLU during the season – except for a late-season loss to rival Michigan State. The offense clicked in every game with great passing and all-around solid forward play. Tom McDonnell added 11 goals and nine assists to Gentile and McBride's 48 goals. Reserve Tom Layton tallied seven goals and four assists. Terry Knox scored five goals and assisted on nine. Tom Mataya knocked in three goals and added five assists, while Tim Knox added two goals and five assists. In all, 14 Billikens scored at least one goal.

The defensive bunch of Don Ceresia, Joe Hennessy, Dan Leahy, Jack Gilsinn and Bill Vieth teamed with Roger Rupp to frustrate the opposition. Ceresia, Hennessy, Rupp and Vieth started on the 1962 team. They used their valuable experience as a cohesive unit to shut down rival attacks. And when they shut down the opposition, the defense quickly turned things around on the other side for the counterattack.

"Everybody deserves a lot of credit, but the way Bill Vieth, Don Ceresia, Joe Hennessy, Jack Gilsinn and Dan Leahy give you the ball, you can't miss up front," said McBride. "You just feel relaxed, and then you have a goalie like Roger Rupp – why, we have everything going for us."

The Bills blitzed through the early part of the regular season. SLU shut out Air Force (4-0),

MacMurray (3-0) and Ball State (12-0) to start the year. After giving up the first goal of the year to Notre Dame in an 8-1 victory, the Billikens continued to blank their opponents. In a four-game stretch, SLU notched 39 goals while holding Wheaton, Chicago, Washington (Mo.) University and Miami scoreless. The Bills then pounded Illinois 10-2 before the big contest with Michigan State.

The Spartans clipped the Bills in the game, winning 4-3. But SLU avenged the loss the next week in the first round of the NCAA playoffs with a 2-0 win in East Lansing.


The San Francisco Dons faced the Billikens in the quarterfinal round. The Bills came from behind twice in the game to tie the score. Gentile evened the score at 1-1 right before the half, and McBride drew level terms in the second half at 2-2. In sudden-death overtime, Gentile booted in the game-winner to send SLU to the semifinals.

After playing three close games in a row, the Bills were looking to break out a little. Maryland was the unlucky recipient of a SLU rampage. The Billikens rocked the Terps 7-3, prompting Terrapins coach Doyle Royal to say, "That's the fastest and best college team I've ever seen."

SLU battled Navy in the final. McBride set the tone early by scoring his 18th goal of the year in the first four minutes of the game. Gentile and Terry Knox bagged one goal apiece in the third quarter to put the game out of reach. Rupp made nine saves on the day, several of them saving goals.

The Billikens earned rave reviews at the tourney final.

"Those boys could have played on equal terms with some of the best in Europe today," said Navy coach Glen Warner after the championship game. "We were outrun from the start, and the way Saint Louis sped those forward-moving passes, we didn't have a chance."





1965 NATIONAL CHAMPIONS

Six years of soccer competition. Six NCAA appearances. Four NCAA championships. A cumulative record of 74-6-2.

Those numbers translated into domination of the collegiate soccer scene for the Saint Louis University Billikens in the early 1960s. But while coach Bob Guelker's Billikens were becoming the superpower of soccer, one thing eluded the soccer program: a perfect season.

That changed in 1965, as the Bills picked up their fifth NCAA championship in seven years by rolling through the season with a 14-0-0 record. And this from a team that was supposed to undergo a rebuilding year.

Entering the 1965 season, Guelker returned only three seniors from the 1964 semifinalist squad: Carl Gentile, Pat McBride and Jack Gilsinn. Besides those three, goalkeeper Don Brennan was the only returning Billiken with game action. Fourteen juniors and six sophomores filled out the remainder of the Billiken outfit.


Everyone knew that Gentile and McBride would be dangerous up top. The two forwards had compiled phenomenal numbers in their first two years on the varsity. Gentile ripped the cords 57 times in two years, establishing the school's scoring record, and McBride scored 36 goals in two years. Jack Kinealy, Jay Moore and Wally Werner filled out the forward line for Guelker. Offense was never a problem in the past, and generating offense was the least of Guelker's worries in 1965.

But everyone thought that the Billikens' defense would have holes. All-American Don Ceresia and co-captain Dan Leahy graduated, leaving Gilsinn as the only Billiken with experience in the back. Gene Baker, Tim McAuliffe, Bill Murphy and Joe Westhus were to try to provide relief.

The defense proved everyone wrong. Gilsinn, Brennan and company held opponents to 10 goals on the year and posted seven shutouts, including five straight to open the season. SLU knocked off Illinois, Wheaton, Northwestern, Notre Dame and Air Force to start the year.

"When the season started, everyone said this would be our off year," said Brennan. "Well, no one is going to outplay this squad."

The undefeated Miami Hurricanes looked to be a tough opponent for the Billikens in their sixth game. SLU brushed aside the 'Canes, but Miami did something no other team had done: it scored twice on the vaunted Bills defense in a 6-2 loss.



After a friendly match with SLU alumni, the Billikens faced their toughest challenge of the year in Michigan State. SLU was 6-1-1 against the Spartans in the past six years, knocking them out of the playoffs in 1962 and 1963. MSU was favored by two goals in this matchup, as coach Gene Kenney's squad had goal-scorer and St. Louisan Guy Busch at the forward spot.

SLU took a 1-0 lead on a goal by Kinealy in the first quarter. The Spartans responded with a tally from Busch in the first frame. Busch's second goal in the third quarter gave MSU a 2-1 lead. It was the first time that the Bills had trailed all year. In the fourth quarter, the forward line got rolling. Gentile scored and then set up Kinealy's game-winner at 16:45 to hand SLU a 3-2 win. Guelker was ecstatic after the victory.

"It was a tremendous team effort to make a come-from-behind win like that," said Guelker. "Our boys were up for this one just a little more than Michigan State and perhaps hungrier for the victory."

In the NAAs, the Billikens faced Ohio University at Fairgrounds Park in St. Louis. Guelker warned his Billikens not to take the Bobcats lightly, as they only lost to Michigan State 2-0. SLU fell behind 1-0 in the first quarter.

Ohio tried to protect its lead by falling back into a defensive mode. It didn't work. Kinealy came up big in the third quarter, knocking in a 12-yard shot past the Bobcat keeper. Then McBride scored in the first minute of the fourth quarter on a shot that squeaked by the keeper for a 2-1 triumph.

The Billikens headed west to tackle the San

Francisco Dons in a quarterfinal match. For the second game in a row, SLU trailed in the early going. USF grabbed a 1-0 advantage in the first quarter on a goal by Tam Sagastami. After tying the game in the second quarter, the Bills erupted for three goals in the third period. Kinealy's hat trick paced the Bills, placing them in the semifinals for a seventh consecutive year.

Navy, the 1964 national champs, awaited SLU in the semifinals at Fairgrounds Park. The Midshipmen had eliminated the Bills in last year's tournament in the semis and were looking to continue a 28-game unbeaten streak.

SLU knocked off Navy 3-1 to advance to the championship game with Michigan State, which had defeated Army. Werner, Gentile and Kinealy scored for SLU.

The championship was almost like a St. Louis Catholic Youth Council reunion match, as SLU's roster was full of locals, and Michigan State had eight St. Louisans. The local flavor and the fact that the match was in St. Louis could have contributed to the feistiness of the players. The contest was plagued with a load of fouls, and there were a couple of near brawls.

The physical play led to the lone goal of the match. MSU's Nick Krat took down McBride in the penalty box, and the referee awarded a penalty kick. Gentile converted to give the Billikens a 1-0 lead in the third quarter. Gentile missed another PK minutes later, but the Billiken defense held tight. SLU won its fifth title in seven years while continuing its mastery of MSU.

"I thought we outplayed them and had more opportunities to score," Guelker said. "But if it had to be on a penalty kick, we're just glad we won. And we're champions."



1967 NATIONAL CHAMPIONS

"The day of domination in college soccer is over," said coach Bob Guelker after his Billikens lost 2-1 in four overtimes to San Francisco in the 1966 NCAA quarterfinals. It was the first time in Saint Louis University's soccer history that the team failed to make it to the semifinals of the national tournament.

"With more teams in the circuits, no team will dominate," Guelker said. "With these better teams coming up, the competition will get keen throughout the season, not just during the tourney."

SLU certainly did not dominate the opposition in the 1967 season under new coach Harry Keough. The Bills posted a record of 8-3-2. SLU tallied only 31 goals in 13 games, its lowest production in the program's history. The Billikens also gave up a school-record 19 goals.

But the team was good enough to string together a couple of wins in the tournament, reach the NCAA final against Michigan State and continue SLU's domination of the sport. In a driving thunderstorm and on a field already filled with puddles, the Spartans and Billikens played to a scoreless tie in 42 minutes of action. The NCAA called the game right before halftime because of the terrible conditions, naming Michigan State and SLU co-champions. It was SLU's sixth title and Michigan State's first.

"I wish we could have won it, but at least we upheld the tradition of the school," said Keough after the game. "I don't believe you could single out an outstanding star in that mud. Everyone gave his best."

Keough had trouble singling out anyone as his star player in 1967; it was a complete team effort. Forwards John Pisani, Wally Werner and Gene Geimer led the team in scoring, notching six goals apiece. Tom Bokern was a threat as well, scoring four goals while adding three assists. Dave Schlitt knocked in two goals as did substitute Jack Galmiche.

The defensive corps of Gary Rensing, Tom Rich, Brad Melchoir, Steve Frank and Bill McDermott bent in the early games but didn't break in the late-season contests. It wasn't a glamorous club, but everyone came together to win the title.

The Billikens had ups and downs throughout Keough's first season. SLU lost goalkeeper Don Brennan from the 1966 squad, leaving Keough without an experienced goalie. The problem proved to be serious in the early part of the season. Jim Conley gave up four goals on 11

shots in the alumni game. He picked up the win in a 4-1 victory over Air Force, but he broke his finger. Bill Donley filled in as the replacement.

Donley won his first match against South Florida but struggled against SIU-Carbondale. He surrendered five goals on only seven shots. Donley hung tough, though, and was starting to come around when another setback occurred. He was ruled ineligible for the NCAA playoffs, throwing Conley back into the fire. Conley fared well in the tourney, picking up three wins and the championship tie.

Just when Donley started to excel after the SIUC debacle, the offense suffered a setback. Charles Zoeller, who had scored three goals on the year, broke his ankle in the Quincy match. That forced Dave Schlitt to move up from the back line to the forward line. As a result, McDermott took over in the back.


The schedule gave the Billikens all they could handle as well. After falling to the alumni, SLU knocked off Air Force at home and South Florida on the road. But the Salukis shocked the Billikens in Carbondale for a 5-4 win.

The Bills were a little lucky to pick up wins in back-to-back contests against Rockhurst and Quincy. After 88 minutes of play in the Rockhurst game, the score was tied 1-1. Rockhurst, an NAIA member, was forbidden to play overtime by its member association. But they decided to try to take down the Bills.

Schlitt took exception to the fact the Hawks weren't satisfied with the tie. He assisted on Bokern's game-winner and then added a goal of his own to secure a 3-1 win. Against Quincy, Bokern was fouled in the penalty area in the fourth quarter. Werner made the penalty kick to give SLU a 1-0 win.

SLU twice erased two-goal deficits against undefeated Michigan State to tie the Spartans 3-3 in East Lansing.

SLU captured an easy 4-0 victory over Indiana. But Keough's club followed that with a loss



to South Florida. Although SLU stubbed its toe, the NCAA awarded the Bills their ninth consecutive berth in the playoffs.

The Billikens clobbered Colorado College 6-1 in their first-round game. Then in a seesaw contest with San Jose State, the Bills edged the Spartans 4-3, placing them in the semifinals against an old playoff foe, Navy.

Before a classic semifinal with the Midshipmen, Keough said, "We have as good a chance as any club. If standing up under pressure means anything, we've been through lots of it this season."

On a muddy field, the Middies and the Billikens scrapped and clawed at each other through 87 minutes of scoreless soccer. But then Galmiche sent a shot at the Navy goal. Goalie Dan Bowler couldn't get a handle on the ball, and it fell to the foot of Werner. He calmly tapped the ball in with 21 seconds left in regulation to send SLU to the final against MSU.

The final, if it had continued, probably would have been just as good as the semifinal. The teams were even in every category. Shots were 5-5; corner kicks were 3-3; saves were even at 8-8; and both squads had two great scoring opportunities. But the rain was too much. The teams agreed to halt the action and declare each other co-champions.



1969 NATIONAL CHAMPIONS

In 1969, the Saint Louis Billikens were in the midst of a run that would result in five NCAA soccer championships in seven seasons. The 1969 team itself triggered the most dominating stretch in collegiate soccer until Virginia won four consecutive titles during the '90s.

From 1969-73, Saint Louis set high standards for collegiate soccer. The Billikens posted a 74-5-7 (.901) record, outscored their opponents 276-56, had winning streaks of 24 and 19 games, posted a 45-game unbeaten streak that stretched over three seasons and won four championships. Only Howard's 2-1 victory over Saint Louis in the 1971 NCAA title match prevented the Bills from hoisting five consecutive championship banners. The NCAA later vacated the title when Howard was ruled to have used ineligible players.

Individually, Al Trost won the first of his two national Player of the Year awards that would lead to the award landing at Saint Louis for five straight seasons.

The Billikens cruised through a 9-0-0 unbeaten regular season in 1969 by dominating their opponents 36-5. Saint Louis entered the NCAA Tournament with a wary eye on first-round opponent and archrival SIU Edwardsville.

Top-ranked Saint Louis dispatched the Cougars 4-0 and marched through the second round by handling Cleveland State 2-1 in a quarterfinal match played in Akron, Ohio.

In the national semifinals in San Jose, Calif., Saint Louis hooked up with unbeaten Harvard on Dec. 5. The Crimson also entered the match unbeaten at 14-0.

Freshman Mike Seerey, who like Trost would eventually win two national Player of the Year awards, put the Billikens on top with an eight-yard strike to the left corner of the goal late in the first quarter.

Riding the outstanding play of goalkeeper Bill Meyers, Harvard staved off the Saint Louis University attack despite being outshot 27-11. The Crimson tied the match midway through the second quarter as Charlie Thomas beat Billiken keeper Don Copple, who yielded only his seventh goal of the season. But the Billiken defense was so tenacious that Copple only had to make two saves for the game.

Trost pumped in the game-winner with 1:58 remaining in regulation time. Trost converted a rebound of Gene Geimer's hard shot that Meyers had turned away.

San Francisco got past Maryland 1-0 in the other semifinal as the Dons handed the Terps their first shutout in four years.

The Billikens overcame a sluggish first half in the final to overwhelm the Dons 4-0 at San Jose State's Spartan Field on Dec. 7.

Head coach Harry Keough, who was thrown fully clothed into the showers by his celebrating players, thought his team played a so-so game in the first half. "Maybe our boys were a little tight," he said. "Our passing was ragged.

"We had a little get-together at the half. We improved and started to move the ball better in the second half.

"The whole key was San Francisco's failure to take advantage of our inability to play well in the first half. I don't think that we ever got up to the level that we did in beating Harvard."

Trost got the Bills on the board with a penalty kick two minutes into the third period. When USF keeper John Camacho stopped Trost's first attempt, the referee ruled that Camacho moved his foot before the kick and gave Trost a second attempt, which he converted.

The Billikens carried that one-goal advantage to the fourth period and then broke the game

open. Jim Leeker tallied from six yards just two minutes into the period. Six minutes later, Jim Pisani connected off a cross from Seerey. Gary Rensing closed the scoring on a penalty kick with five minutes remaining.

The Dons complained bitterly to the referee about the final PK and saw three players – Camacho, center back Carlos Martin and defender Hans Friessen – ejected.

"The game was rugged all the way, and tempers ran high toward the end on both sides," Keough said.

In a wide-open affair, the Bills outshot the Dons 24-18, but Copple was called upon to make only two saves. Camacho made seven stops for the Dons.

Trost was named offensive MVP, and freshman defender Pat Leahy was named defensive MVP.





1970 NATIONAL CHAMPIONS

During Bob Guelker's tenure as coach of the Billikens, there were two constants in Billiken soccer – an explosive offense and a solid defense. Under coach Harry Keough, who took over the program in 1967, those constants remained. They were especially present during the 1970 season when the Billikens won their eighth NCAA title in 11 years with a 1-0 victory over UCLA.

The Billikens rolled through the season undefeated, recording a 14-0-1 mark. SLU gave up only six goals during the season, two of which came in an exhibition game with the St. Louis Stars. Goalies Don Copple and Al Steck posted 10 shutouts, which at the time were the most in Billiken history. The Billikens destroyed the competition during the regular season by averaging 4.1 goals per game. They were in the midst of a 45-game unbeaten streak, with the only blemish coming from a scoreless tie with Quincy in 1970.

"They have skill, speed, brilliant ball movement and tight defense," said Hartwick head coach Al Miller after his team's 1-0 semifinal loss to the Bills. "They've got everything."

Al "The Hawk" Trost led "The Big Blue Machine." He received the Robert Hermann Award for outstanding college player in the nation for a second consecutive year. Trost patrolled the midfield for SLU, knocking in nine goals and adding five assists. Second-team All-American Joe Hamm joined Trost in the midfield. Both players were adept at ballhandling and had tremendous poise. They were considered the reasons why the Billikens were so successful.

The team also was loaded with freshmen starters. Dan Counce was the team's leading scorer as a center-forward with 14 goals and eight assists. The other starting freshmen were defenders. Denny Werner, Bob Matteson and Mark Demling teamed up with senior Ed Neusel to form a formidable back line that allowed few shots on Copple. Jim Bokern and Denny Hadican, who scored the game-winning goal against UCLA, subbed on the forward line.

Sophomore Mike Seerey, named "Mr. Striker" by his teammates, was the other center-forward with Counce. Seerey scored the decisive goal in the Hartwick contest in the fourth quarter to lift the Billikens, and he assisted on the game-winner in the championship. Jim Draude and Joe Leeker played the wings in Keough's 4-2-4 system. Both of those players joined the other opportunistic Bills in raiding the opponents' goal.

Coach Keough and assistant Val Pelizarro preached ball control, patience and conditioning to their players. Undoubtedly, those were the things that made the Billikens champions. It was something that every coach noted when his team tried to challenge SLU.

"Besides the skill of the players, they have tremendous anticipation of ball movement, don't yield an inch and keep up constant pressure," said West Chester coach Jerry Yeagley. "This is the best Billiken team among many good ones I've seen in the last nine years."

The Billikens were on their way to the NCAA Tournament as the No. 1-ranked team in the nation when they ran into the SIU Edwardsville Cougars in the Midwest Regional. SLU had defeated SIUE in the regular season 3-1, but the Cougars sought revenge.

In a defensive struggle, SIUE went up three minutes and 38 seconds into the fourth quarter on a goal by Chris Carenza. But SLU attacked relentlessly to get the equalizer. Hamm crossed a ball to Counce, who knocked in the tying goal at 9:45 of the period. Then with 10 seconds left in the game, Counce inadvertently notched the game-winning goal.

"I think I would have been hit squarely in the face or head by (Pat) Leahy's boot," said Counce, "so I dove down and tried to get a piece of it with my head and deflect it. I guess I was as surprised as anyone else when it went over (goalie) Benben's head and into the cords."

The Billikens faced a confident UCLA team in the final before 8,000 fans at SIU Edwardsville's Cougar Field. After defeating Howard 4-3 in the semifinals, UCLA coach Dennis Storer said, "We have the best offensive team in the country. I don't think the Billikens will shut us out."

UCLA, full of foreign-born players, was certainly quick and played a fast-paced game. But in the championship game, the Bruins played a more deliberate style. They played long balls down the flanks, trying to get their strikers behind the Billiken defense. But the back four of Neusel, Werner, Matteson and Demling stymied UCLA, allowing only



12 shots. Meanwhile, the Bruin defense and goalie Steve Burnside were just as effective in stopping SLU. The score was 0-0 at the half.

In the third quarter, the Bills broke through. Seerey sent a cross from the left side into a circle of players in the box. The ball somehow found Hadican, who headed home the game-winner at 11:36 of the third quarter. Interestingly, Counce was just getting ready to enter the game to replace Hadican. The goal was Hadican's second of the year.



1972 NATIONAL CHAMPIONS

Dan Counce was a junior on the 1972 Saint Louis University soccer team and was a major cog in one of the greatest runs in NCAA soccer history. Counce was a part of three title teams and one runner-up. He saw a group that knew how to win. "We all had a winning attitude," he recalled. "Most of our guys had won national championships at the amateur, high school or club level. This was a group that truly refused to lose."

"We also prided ourselves in being American players, homegrown players, because most of the good college teams were dominated by foreign players."

When the Bills dropped the 1971 title match to Howard, it was their first loss in 45 games dating back to 1968. Billiken alumnus and ESPN soccer analyst Bill McDermott calls the '72 team part of the halcyon era of SLU soccer. "This group truly put Billiken soccer on the map," he said. "They captured that nationwide notoriety for the Saint Louis program and the city that we still enjoy to this day."

Joe Clarke, a freshman defender on that 1972 team, would later go on to coach the Billikens for 14 years. There never was any doubt in his mind that the Billikens would reclaim the title that year. "If we didn't win it all, our season would have been a failure," Clarke noted.

Clarke knew he was about to join a special group of players. "That team was big, fast and hard," he recalled. "We were awfully strong up the middle with Counce, (Denny) Hadican and Bob Matteson, who made game-breaking plays regularly. Plus, we had the best goalie in the history of the program in Chuck (Zorumski). We wouldn't have won it without Chuck."

Under the guidance of legendary SLU coach and soccer Hall of Famer Harry Keough, the Billikens began their run to a ninth national championship on Nov. 24, 1972 – Thanksgiving Day. Saint Louis opened the NCAA Tournament by eliminating Bowling Green 2-0 at Musial Field in St. Louis. Midfielder Tim Logush put the Bills in front at 24:03 when he headed a well-placed cross from Denny Hadican into the right corner of the net. Sophomore defender Bruce Hudson made it 2-0 at 31:06 on a penalty kick.

Saint Louis advanced to the regional final in Athens, Ohio, where it was challenged by Ohio University. Despite a 16-day layoff, the Bills overwhelmed the Bobcats with three first-half goals and swamped OU 3-1.

Twenty minutes into the match, Mike Seerey,



an All-American who was on his way to winning his second consecutive Hermann Trophy as the nation's outstanding collegiate player, put Saint Louis on top with an assist from defender Dale Harmon. Only 10 minutes later, Bruce Hutton built the margin to two goals on a penalty kick after Seerey was fouled. Counce scored the Bills' final goal off a pass from defender Mark Demling.

The Billikens qualified for their fourth straight final four and found Howard, Cornell and UCLA left in their path. The semifinal was a rematch of the previous year's title game that saw Howard upset the two-time defending champion Billikens. Howard was eventually stripped of the championship for using ineligible players.

The Billikens grabbed the early lead at 21:19 when Hadican scored unassisted by rifling a 10-footer past Howard keeper Andemichael Selassie. But the Bison answered at 24:32 on an Ian Bain 20-footer.

The teams battled on even terms for the next 74 minutes before Hadican passed to Counce, who headed the ball into the upper right corner after 8:37 of sudden death OT. It was Howard's first loss of the season after 14 wins and a tie.

Beating Howard in the return match was a huge moment for Counce and the Billikens. "When they were stripped of the 1971 title, we didn't want a championship handed to us, because we felt as if we lost that match,"

he said. "We wanted to beat them on our own merits."

UCLA dispatched Cornell 1-0 and set up a rematch of the 1970 championship match when the Bills beat the Bruins. The title game was hard fought. Counce again put the Bills on top first at 41:52 on a cross played by Clarke. Early in the second half, the Bills moved to a two-goal margin when Hadican converted a breakaway off a Logush throw-in.

Then it got a little testy. UCLA's Tekeda Alemu tallied the Bruins' first goal on a header, but exchanged punches with defender Denny Werner following the goal. Both benches emptied, and it was 15 minutes before play was restored. Although no one was ejected, two Billikens had to leave the game. Zorumski suffered a gashed lip that required stitches, and Hudson departed with a mild concussion.

The Bruins began to apply heavy pressure on backup keeper Al Steck, but Seerey came through with two goals within a 61-second span to secure the outcome. The 1971 national Player of the Year tallied his first on a rebound of Logush's free kick. The second came on a pass from Counce.

Saint Louis triumphed 4-2 to finish 15-2-3. It was only the second time in 20 games that the Billikens had surrendered two goals.

Counce was named the tournament's Most Valuable Offensive Player. He recalled the thrill of winning a national championship. "It's the pinnacle to win a title," he stated. "I was fortunate to win three, and words can't describe the feeling. You have to experience it."

McDermott remembers Counce. "He always was the big man in the big games," he said. "Between Counce and Seerey, that was a formidable duo. They were two bona fide goal scorers who gave as much physically as they took."

"They both had the entire package for goal scorers. They were dynamic with the ball at their feet and had the improvisational skills to move off the ball. Plus, they had that arrogance and nasty streak that all great goal scorers have."



1973 NATIONAL CHAMPIONS

In the storied history of Saint Louis University soccer, there was arguably no greater run than the four-year dominance of the Class of '74. That senior class played in four NCAA championship matches and won three of them, including its final title in 1973.

That four-year era produced a record of 61-5-7, a winning percentage of .884. The Bills' prolific attack scored 228 goals, while solid defense yielded just 49.

The Billikens tuned up for their 10th title run with an eight-match international tour. SLU played three games in Brazil and one each in Colombia, Chile, Argentina, Uruguay and Mexico.

In the NCAA title match at Miami's Orange Bowl, UCLA jumped out to an early advantage on a Firooz Fowzi goal at 4:24 after a Billiken miscue. Billiken All-America midfielder Bob Matteson mis-hit a ball when he attempted to knock a back pass to goalkeeper Chuck Zorumski. Fowzi intercepted and put UCLA on top.

The Billikens picked up the offensive tempo in an attempt to tie the game and outshot the Bruins 34-12 after the early UCLA goal. SLU finally tied the game at 54:44. Denny Hadican's long through-ball sent Dan Counce in on UCLA keeper Fred Decker. Living up to his big-game reputation, Counce beat Decker high to send the game to overtime.

The 1972 tournament offensive MVP, Counce again made the play to set up the game-winner. He picked up a free ball in front of the UCLA net and knocked it in at 5:43 of the overtime session to give SLU its 10th national championship. Fittingly, Counce was the Bills'



The Billikens acknowledge the crowd before an exhibition match in Bogota, Columbia.

leading scorer with 11 goals and four assists. He also claimed the Hermann Award as the nation's outstanding player.

Billiken head coach Harry Keough thought it was an outstanding title match. "There were no losers here tonight," he said. "(UCLA head coach) Dennis Storer's players pushed our team to play their best soccer in order to win this game."

The Billikens reached the final by rolling past Brown 3-1 in the semifinals. Counce converted a pretty passing sequence as Matteson, Jim Bokern and Tim Logush all had touches before the Billiken All-American finished the play. The Bills' second goal was a superlative individual effort by Matteson, who dribbled 75 yards before beating BU keeper Mike Hampden.

Saint Louis turned the game into a rout when freshman midfielder Bruce Rudroff scored on an indirect free kick with Matteson picking up an assist.

Zorumski lost his shutout when the Bears' Lamin Sarr converted a 2-on-1 break at 82:51. That set up the meeting with UCLA, which had dispatched Clemson 2-1 in overtime in the other semifinal.

The Billikens carried the No. 1 ranking and a 12-2-3 record into the NCAA Tournament. They grabbed the top ranking by blanking then-No. 1 SIU Edwardsville 1-0 in the annual

Bronze Boot match. A rematch with the second-ranked Cougars in the regional final loomed after the Bills dispatched Bowling Green 6-0 in a first-round game. This time, the Billikens overpowered the Cougars 3-0 to earn their fifth straight appearance in the final four.

The senior group's talent was undeniable. Both Counce and Matteson played in the Senior Bowl in Orlando the day after the championship match. Counce was the game's MVP as he scored the only goal of the game to give the West side a 1-0 victory.

Seven Billiken seniors were drafted by North American Soccer League teams following the season. First-round picks included Counce by Boston, Mark Demling by San Francisco and Matteson by Dallas. Jim Bokern was selected by his hometown St. Louis Stars, Denny Hadican went to Seattle, and Denny Werner joined Counce in Boston. Zorumski passed on an opportunity to play professionally with Denver to pursue his medical career.



Bob Matteson



NCAA TOURNAMENT SUMMARY

1959 • NATIONAL CHAMPIONS

St. Louis, Mo.
Saint Louis 4, San Francisco 0 (FR)
Storrs, Conn.
Saint Louis 6, CC-New York 2 (SF)
Saint Louis 5, Bridgeport 2 (F)

1960 • NATIONAL CHAMPIONS

St. Louis, Mo.
Saint Louis 2, California 0 (FR)
Brooklyn, N.Y.
Saint Louis 2, West Chester 1 (SF)
Saint Louis 3, Maryland 2 (F)

1961

San Francisco, Calif.
Saint Louis 1, San Francisco 0 (FR)
St. Louis, Mo.
Saint Louis 6, Rutgers 1 (SF)
West Chester 2, Saint Louis 0 (F)

1962 • NATIONAL CHAMPIONS

St. Louis, Mo.
Saint Louis 9, Stanford 3 (FR)
Saint Louis 2, Michigan St. 0 (SF)
Saint Louis 4, Maryland 3 (F)

1963 • NATIONAL CHAMPIONS

St. Louis, Mo.
Saint Louis 2, Michigan State 0 (FR)
Saint Louis 3, San Francisco 2 (SR)
New Brunswick, N.J.
Saint Louis 7, Maryland 3 (SF)
Saint Louis 3, Navy 0 (F)

1964

St. Louis, Mo.
Saint Louis 5, San Jose St. 0 (QF)
Providence, R.I.
Navy 2, Saint Louis 1 (SF)

1965 • NATIONAL CHAMPIONS

St. Louis, Mo.
Saint Louis 2, Ohio 1 (FR)
San Francisco, Calif.
Saint Louis 5, San Francisco 2 (QF)
St. Louis, Mo.
Saint Louis 3, Navy 1 (SF)
Saint Louis 1, Michigan St. 0 (F)

1966

Colorado Springs, Colo.
Saint Louis 5, Colorado Coll. 1 (FR)
San Francisco, Calif.
San Francisco 2, Saint Louis 1 (QF)

1967 • NATIONAL CHAMPIONS*

St. Louis, Mo.
Saint Louis 6, Colorado Coll. 0 (FR)
San Jose, Calif.
Saint Louis 4, San Jose St. 3 (QF)

Saint Louis 1, Navy 0 (SF)
Saint Louis 0, Michigan St. 0 (F)
*Co-champions

1968

St. Louis, Mo.
Saint Louis 3, West Virginia 2 (FR)
College Park, Md.
Maryland 3, Saint Louis 1 (SR)

1969 • NATIONAL CHAMPIONS

St. Louis, Mo.
Saint Louis 4, SIU Edwardsville 0 (SR)
Akron, Ohio
Saint Louis 2, Cleveland St. 1 (QF)
Edwardsville, Ill.
Saint Louis 2, Harvard 1 (SF)
Saint Louis 4, San Francisco 0 (F)

1970 • NATIONAL CHAMPIONS

Edwardsville, Ill.
Saint Louis 7, Akron 0 (SR)
Saint Louis 2, SIU Edwardsville 1 (QF)
Saint Louis 1, Hartwick 0 (SF)
Saint Louis 1, UCLA 0 (F)

1971

Edwardsville, Ill.
Saint Louis 4, Ohio 0 (SR)
Saint Louis 3, SIU Edwardsville 1 (QF)
Miami, Fla.
Saint Louis 3, San Francisco 2 (SF)
Howard 3, Saint Louis 2 (F)
Howard vacated title due to ineligible players

1972 • NATIONAL CHAMPIONS

St. Louis, Mo.
Saint Louis 2, Bowling Green 0 (SR)
Athens, Ohio
Saint Louis 3, Ohio 1 (QF)
Miami, Fla.
Saint Louis 2, Howard 1 (ot) (SF)
Saint Louis 4, UCLA 2 (F)

1973 • NATIONAL CHAMPIONS

St. Louis, Mo.
Saint Louis 6, Bowling Green 0 (FR)
Saint Louis 3, SIU Edwardsville 0 (QF)
Miami, Fla.
Saint Louis 3, Brown 1 (SF)
Saint Louis 2, UCLA 1 (ot) (F)

1974

St. Louis, Mo.
Saint Louis 1, Cleveland St. 0 (FR)
Edwardsville, Ill.
Saint Louis 2, SIU Edwardsville 1 (ot) (QF)
St. Louis, Mo.
Saint Louis 1, UCLA 1 (ot) (SF)
Howard 2, Saint Louis 1 (ot) (F)

1975

Edwardsville, Ill.
Saint Louis 2, Akron 1 (SR)
SIU Edwardsville 2, Saint Louis 1 (QF)

1976

Edwardsville, Ill.
SIU Edwardsville 2, Saint Louis 1 (SR)

1977

Cleveland, Ohio
Cleveland St. 2, Saint Louis 0 (SR)

1978

St. Louis, Mo.
SIU Edwardsville 3, Saint Louis 2 (3ot) (SR)

1979

Edwardsville, Ill.
SIU Edwardsville 2, Saint Louis 1 (FR)

1980

St. Louis, Mo.
Saint Louis 3, Southern Methodist 1 (SR)
San Francisco 3, Saint Louis 2 (QF)

1981

Charleston, Ill.
Eastern Illinois 1, Saint Louis 0 (SR)

1983

St. Louis, Mo.
Saint Louis 2, Southern Methodist 1 (FR)
Charleston, Ill.
Saint Louis 2, Eastern Illinois 1 (SR)
Bloomington, Ind.
Indiana 4, Saint Louis 2 (QF)

1984

St. Louis, Mo.
Saint Louis 5, Southern Methodist 3 (RC)
Bloomington, Ind.
Indiana 2, Saint Louis 1 (TR)

1986

St. Louis, Mo.
Saint Louis 2, California 0 (FR)
Dallas, Texas
Southern Methodist 3, Saint Louis 1 (SR)

1987

St. Louis, Mo.
San Diego State 2, Saint Louis 1 (FR)

1988

St. Louis, Mo.
Southern Methodist 2, Saint Louis 1 (2ot) (FR)



NCAA TOURNAMENT SUMMARY

1989

St. Louis, Mo.
Fresno St. 2, Saint Louis 1 (FR)

1990

St. Louis, Mo.
Saint Louis 1, George Mason 0 (FR)
Bloomington, Ind.
Indiana 2, Saint Louis 1 (SR)

1991

St. Louis, Mo.
Saint Louis 4, North Carolina 0 (SR)
Saint Louis 3, North Carolina St. 0 (TR)
Tampa, Fla.
Virginia 3, Saint Louis 2 (3ot) (SF)

1992

St. Louis, Mo.
Saint Louis 2, Bowling Green 1 (FR)
Durham, N.C.
Duke 4, Saint Louis 3 (SR)

1993

Portland, Ore.
Saint Louis 0, Portland 0
(SLU advances on PKs 3-2)
San Francisco, Calif.
San Francisco 2, Saint Louis 1 (FR)

1994

St. Louis, Mo.
Creighton 2, Saint Louis 1 (FR)

1995

Dallas, Texas
Southern Methodist 4, Saint Louis 1 (ot) (FR)

1997

St. Louis, Mo.
Saint Louis 2, Missouri State 0 (FR)
Saint Louis 1, Creighton 0 (SR)
Dallas, Texas
Saint Louis 0, Southern Methodist 0 (OT) (QF)
(SLU advances on PKs 5-3)
Richmond, Va.
Virginia 3, Saint Louis 1 (SF)

1998

St. Louis, Mo.
Creighton 4, Saint Louis 1 (2ot) (FR)

1999

St. Louis, Mo.
Saint Louis 3, Illinois-Chicago 2 (FR)
UCLA 2, Saint Louis 0 (SR)

2000

St. Louis, Mo.
Saint Louis 0, Kentucky 0 (OT) (FR)
(UK advances on PKs 4-2)

2001

St. Louis, Mo.
Saint Louis 2, UMKC 1 (FR)
Saint Louis 3, Loyola (Md.) 0 (SR)
Palo Alto, Calif.
Stanford 1, Saint Louis 0 (QF)

2002

St. Louis, Mo.
Saint Louis 1, New Mexico 0 (SR)
College Park, Md.
Maryland 1, Saint Louis 0 (ot) (TR)

2003

St. Louis, Mo.
Saint Louis 1, Binghamton 0 (ot) (SR)
Saint Louis 3, Washington 2 (ot) (TR)
College Park, Md.
Maryland 4, Saint Louis 2 (QF)

2006

St. Louis, Mo.
Northwestern 1, Saint Louis 0 (SR)

2007

St. Louis, Mo.
Saint Louis 0, Illinois-Chicago 0 (FR)
(UIC advances on PKs 6-5)

2008

St. Louis, Mo.
Saint Louis 1, Drake 0 (2OT) (FR)
Bloomington, Ind.
Indiana 2, Saint Louis 0 (SR)

2009

St. Louis, Mo.
Saint Louis 2, Missouri State 1 (FR)
Tulsa, Okla.
Tulsa 4, Saint Louis 3 (OT) (SR)

2012

St. Louis, Mo.
Fairleigh Dickinson 2, Saint Louis 1 (2OT) (SR)

2014

St. Louis, Mo.
Saint Louis 2, Tulsa 0 (FR)
Louisville, Ky.
Louisville 2, Saint Louis 1 (SR)

2021

St. Louis, Mo.
Saint Louis 5, LIU 1 (SR)
Durham, N.C.
Saint Louis 4, Duke 3 (TR)
Seattle, Wash.
Washington 2, Saint Louis 0 (QF)

2022

St. Louis, Mo.
Saint Louis 4, Memphis 2 (FR)
Bloomington, Ind.
Indiana 1, Saint Louis 0 (SR)

NCAA Facts

NCAA Championships Won: 10
NCAA Title Game Appearances: 13
NCAA Final Four Appearances: 16
NCAA Appearances: 50
Overall NCAA Record: 71-38-5

Key

FR – First Round
SR – Second Round
TR – Third Round
QF – Quarterfinal
SF – Semifinal
F – Final



CAREER RECORDS

Points in a Career

	G	A	Pts
1. Brian McBride (1990-93)	72	40	184
2. Carl Gentile (1963-65)	67	26	160
3. Gerry Balassi (1960-62)	52	39	143
4. Matt McKeon (1992-95)	47	46	140
5. Pat McBride (1963-65)	46	38	130
6. Mike Seerey (1969-72)	54	19	127
7. Dan Counce (1970-73)	45	22	112
8. John Hayes (1978-81)	48	11	107
9. Bob Trigg (1960-62)	40	24	104
10. Dan Walters (1984-87)	41	19	101
Jack Jewsbury (1999-02)	38	25	101
12. Jack Kinealy (1964-66)	46	7	99
13. Robert Kristo (2011-14)	41	15	97
14. Don Huber (1975-78)	34	28	96
15. Steve Sullivan (1977-80)	43	9	95
16. John Klein (2018-22)	29	27	85
17. Tom Hayes (1982-85)	35	13	83
18. Tom McDonnell (1960-63)	24	28	76
19. Denny Hadican (1970-73)	23	27	73
Kyle Patterson (2005-08)	29	15	73
21. Don Range (1959-60)	27	18	72
John DiRaimondo (2003-06)	22	28	72

Goals in a Career

1. Brian McBride (1990-93)	72
2. Carl Gentile (1963-65)	67
3. Mike Seerey (1969-72)	54
4. Gerry Balassi (1960-62)	52
5. John Hayes (1978-81)	48
6. Matt McKeon (1992-95)	47
7. Pat McBride (1963-65)	46
Jack Kinealy (1964-66)	46
9. Dan Counce (1970-73)	45
10. Steve Sullivan (1977-80)	43

Assists in a Career

1. Matt McKeon (1992-95)	46
2. Brian McBride (1990-93)	40
3. Gerry Balassi (1960-62)	39
4. Pat McBride (1963-65)	38
5. Mike Sorber (1989-92)	29
6. John DiRaimondo (2003-06)	28
Tom McDonnell (1960-63)	28
Don Huber (1975-78)	28
9. Terry Knox (1962-64)	27
Denny Hadican (1970-73)	27
John Klein (2018-22)	27
12. Carl Gentile (1963-65)	26
13. Jack Jewsbury (1999-02)	25
14. David Graydon (2012-15)	24
Alex Sweetin (2009-13)	24
Steve Kickham (1986-89)	24
Bob Trigg (1960-62)	24

Career Goalkeeping Wins (since 1984)

1. Kevin Johnston (1987-90)	52
2. Casey Klipfel (1994-97)	40
3. Nick Shackelford (2010-13)	39
4. Ross Kaufman (2006-09)	33
5. John Politis (1998-2001)	32
Martin Hutton (2002-04)	32
7. Sascha Otte (2014-17)	30
Paul Nagy (1997-2000)	30
9. Steve Fuchs (1983-86)	25

Career GAA (since 1974)

	G	GA	GAA
1. John Politis ('98-01)	42	24	0.59
2. Rob Vallero ('74-76)	53	39	0.74
3. Pat Disbennett ('04-08)	42	29	0.75
4. Jay Zaber ('89-92)	35	23	0.77
5. Dale Smith ('79-80)	26	22	0.80
6. Patrick Schulte ('19-22)	51	44	0.84
7. Ross Kaufman (2006-09)	52	42	0.89
8. Kevin Johnston ('87-90)	77	70	0.90
9. Nick Shackelford ('10-13)	64	61	0.92
10. Martin Hutton ('02-04)	49	53	1.03
Jim Tietjens ('78-79)	35	37	1.03

Minimum 25 matches

Career Saves

1. Pat Baker ('81-84)	320
2. Steve Fuchs ('83-86)	292
3. Kevin Johnston ('87-90)	280
4. Rob Vallero ('74-76)	253
5. Casey Klipfel ('94-97)	252

Career Coaching Ledger

	W-L-T
Bob Guelker (1959-66)	95-10-5
Harry Keough (1967-82)	213-50-23
Joe Clarke (1983-96)	205-75-29
Bob Warming (1997-2000)	60-17-10
Dan Donigan (2001-09)	118-42-23
Mike McGinty (2010-17)	81-56-14
Kevin Kalish (2018-present)	53-22-14

Career Winning Percentage

	PCT
1. Bob Guelker (1959-66)	.886
2. Harry Keough (1967-82)	.785
3. Bob Warming (1997-2000)	.747
4. Joe Clarke (1983-96)	.710
5. Dan Donigan (2001-09)	.708
6. Kevin Kalish (2018-present)	.674
7. Mike McGinty (2010-17)	.583

Career Wins

	Wins
1. Harry Keough (1967-82)	213
2. Joe Clarke (1983-96)	205
3. Dan Donigan (2001-09)	118
4. Bob Guelker (1959-66)	95
5. Mike McGinty (2010-17)	81
6. Bob Warming (1997-00)	60
7. Kevin Kalish (2018-21)	53

MISCELLANEOUS RECORDS

All-Time Record

825-273-118

Consecutive Winning Seasons

37 (1959-95)

Most Wins

20-2-2 (1991)

Fewest Wins

5-10-3 (1996)

Most Improved W-L Record

+8.0 (1997) 16-5-4 after 5-10-3 (1996)

Longest Winning Streak

1. 24 games (1970-71)

2. 19 games (1969-70)

Longest Unbeaten Streak

45 games (1969-71)

Longest Losing Streak

5 games (1996)

Longest Winless Streak

7 (1996 and 2016)

Consecutive Home Wins

26 (2001-03)

Consecutive Road Wins

14 (1970-71)

Most Overtime Games

11 (2003)

Most Overtime Wins

7 (2003)

Consecutive Shutout Games

1. 7 (1974)

2. 6 (1988)

3. 5 (1993), (2002), (2008)

Fewest Time Between Goals/One Player

Matt McKeon vs. Dayton (9/6/93), 00:22

Fastest Goal to Start a Game

Matt McKeon vs. UALR (10/21/94), 00:14

Consecutive Shutout Minutes

John Politis (9/15/00 - 11/4/00) 554:48



SEASON RECORDS

Points in a Season

	G	A	Pts
1. Carl Gentile (1963)	30	10	70
2. Carl Gentile (1964)	27	7	61
3. Brian McBride (1993)	24	9	57
4. Mike Seerey (1971)	24	7	55
5. Matt McKeon (1995)	17	20	54
Dipsy Selolwane (2001)	25	4	54
7. Pat McBride (1963)	18	17	53
8. Gerry Balassi (1960)	19	14	52
9. Gerry Endler (1959)	24	3	51
10. Brian McBride (1991)	20	9	49
Brian McBride (1992)	16	17	49
Jack Kinealy (1965)	24	1	49
Don Huber (1978)	17	15	49
14. Gerry Balassi (1962)	16	14	46
Matt McKeon (1993)	15	16	46
16. Tom Hayes (1983)	19	7	45
Gerry Balassi (1961)	17	11	45
18. Don Range (1960)	16	12	44
Pat McBride (1964)	18	8	44
Steve Sullivan (1979)	20	4	44

Goals in a Season

1. Carl Gentile (1963)	30
2. Carl Gentile (1964)	27
3. Dipsy Selolwane (2001)	25
4. Jack Kinealy (1965)	24
George Endler (1959)	24
Mike Seerey (1971)	24
Brian McBride (1993)	24
8. Steve Sullivan (1979)	20
Brian McBride (1991)	20
10. Steve Sullivan (1980)	19
Tom Hayes (1983)	19
Gerry Balassi (1960)	19

Assists in a Season

1. Matt McKeon (1995)	20
2. Pat McBride (1963)	17
Mike Sorber (1991)	17
Brian McBride (1992)	17
5. Matt McKeon (1993)	16
6. John Klein (2021)	15
Don Huber (1978)	15
8. Gerry Balassi (1962)	14
Gerry Balassi (1960)	14
Brad Davis (2001)	14

Goalkeeping Wins in a Season

1. Kevin Johnston (1988)	18
Kevin Johnston (1990)	18
John Politis (2001)	18
4. Jay Zaber (1992)	17
5. Patrick Schulte (2021)	16
Nick Shackelford (2012)	16
Casey Klipfel (1997)	16
Paul Nagy (1999)	16
9. Shaun Fogarty (1991)	15
Martin Hutton (2002)	15
Carlos Tofern (2022)	15

Goals Against Average in a Season

1. Rob Vallero (1974)	0.45
2. Eddie L'Homedieu (1993)	0.55
3. John Politis (2000)	0.57
4. Rob Vallero (1976)	0.61
5. Casey Klipfel (1997)	0.65
6. Ross Kaufman (2007)	0.66
7. John Politis (2001)	0.67
8. Kevin Johnston (1988)	0.73
Shaun Fogarty (1991)	0.73
10. Nick Shackelford (2013)	0.77

Saves in a Season

1. Rob Vallero (1974)	141
2. Jim Tietjens (1979)	118
3. Rick Apodaca (1977)	113
4. Jim Tietjens (1978)	107
5. Pat Baker (1982)	104

Shutouts in a Season

1. Kevin Johnston (1988)	16
2. Sascha Otte (2014)	12
Kevin Johnston (1990)	12
4. Shaun Fogarty (1991)	10
5. Patrick Schulte (2021)	9
Nick Shackelford (2012)	9
Eddie L'Homedieu (1993)	9

Points in a Season (Team)

1. 1964	240
2. 1962	205

Goals in a Season (Team)

1. 1963	94
2. 1964	88
3. 1960, 1962	73
5. 1959	71

Assists in a Season (Team)

1. 1991	71
2. 1960	64
3. 1992	62

Goals Allowed in a Season (Team)

1. 1994	33
2. 1996	32
3. 1987	30
4. 2011	28
4. 1983	26
5. 1985, 1992, 1999	25

Shutouts in a Season (Team)

1. 1988	16
2. 1991	13
3. 1989, 1990, 1993, 2014	12
7. 2008	11

Saves in a Season (Team)

1. 1979	154
2. 1974	152
3. 1983	132

HERMANN STADIUM RECORDS

SINGLE GAME

Goals

SLU: 9 (3x) last vs. Blackburn (10/11/22)
Opp: 4 (4x) last vs. Akron (9/10/11)

Shots on Goal

SLU: 28 vs. Memphis State (9/6/93)
Opp: 12 (twice) last vs. Tulsa (9/26/09)

Total Shots

SLU: 44 vs. Blackburn (10/11/22)
Opp: 24 vs. Tulsa (9/26/09)

Corner Kicks

SLU: 17 (twice) last vs. Air Force (10/9/02)
Opp: 17 vs. Fla. International (9/13/03)

Goalie Saves

SLU: 10 vs. Charlotte (11/5/11)
Opp: 15 (thrice) last vs. Cincinnati (10/3/91)

SINGLE SEASON

Most Wins: 13 (1991, 2002)

Most Losses: 5 (2015)

Most Ties: 4 (2018)

Most SLU Goals: 40 (1991)

Most Opponent Goals: 13 (1999)

Fewest SLU Goals: 12 (1990 and 2016)

Fewest Opponent Goals: 2 (2014)

Unbeaten Seasons:

13-0-0 (2002)

13-0-1 (1991)

12-0-0 (2001)

11-0-0 (2014)

10-0-3 (2021)

9-0-0 (1993)

6-0-3 (2010)

7-0-1 (2013)



SINGLE-GAME RECORDS

Points in a Game

1. Carl Gentile vs. Chicago (10/13/63)..... 12
2. George Endler vs. Dayton (1959) 10
George Endler vs. MacMurray (1959) ... 10
Tim Knox vs. Indiana Tech (10/17/62)... 10

Goals in a Game

1. Carl Gentile vs. Chicago (10/13/63)..... 6
2. George Endler vs. Dayton (1959) 5
George Endler vs. MacMurray (1959) 5
4. 12 players tied with..... 4
- last Vedad Ibisevic vs. UAB (11/14/03)

Assists in a Game

1. John Klein vs. GW (10/23/21)..... 3
John DiRaimondo vs. St. Joe's (10/9/05) 3
John DiRaimondo vs. Cinc. (11/18/03) ... 3
Brad Davis vs. Vanderbilt (9/1/00)..... 3
Matt McKeon vs. UAB (10/10/93) 3
Matt McKeon vs. Stanford (10/3/93) 3
Mike Seerey vs. Rider (9/21/70) 3
John Pisani vs. SIU-C (10/4/67)..... 3
Tom Bokern vs. MacMurray (10/15/66).. 3
Gerry Balassi vs. Akron (11/15/61) 3

Shots in a Game

1. George Endler vs. Chicago (1959).....20
2. George Endler vs. MacMurray (1959) ... 19
3. Bob Trigg vs. Indiana (9/29/62) 18
4. Jack Kinealy vs. Air Force (9/24/66) 14
Jack Kinealy vs. Indiana (9/30/66)..... 14
6. Carl Gentile vs. Wheaton (10/2/65)..... 13
Gerry Balassi vs. Wash. (10/25/62)..... 13
Bob Trigg vs. Notre Dame (10/6/62) 13

Saves in a Game

1. Rob Vallero vs. Howard (12/5/74)..... 17
2. Casey Klipfel vs. SMU (11/19/95) 14
Pat Baker vs. Alabama A&M (9/19/81) .. 14
4. Rob Vallero vs. Quincy (10/19/74)..... 13
5. Martin Hutton vs. Virginia (8/31/03) 12
Steve Fuchs vs. UMSL (10/29/85) 12
Pat Baker vs. Wisconsin (10/4/81)..... 12
Rob Vallero vs. Washington (10/11/74) 12

Points in a Game (Team)

1. vs. Illinois (10/3/64)44
2. vs. Indiana Tech (10/17/62).....39
3. vs. Chicago (10/13/63)32
4. vs. Vanderbilt (9/1/00).....27
vs. Blackburn (10/11/22) 27

Goals in a Game (Team)

1. vs. Chicago (10/13/63)16
vs. Illinois (10/3/64)16
3. vs. Indiana Tech (10/17/62).....14
4. vs. Chicago (10/27/62)13
5. vs. Washington (10/19/63).....12

Goals Allowed (Team)

1. vs. Southern Illinois (10/4/67)..... 5
vs. San Francisco (9/20/75) 5
vs. Indiana (10/10/76) 5
vs. Clemson (10/4/87) 5

Shots in a Game (Team) (since '76)

1. vs. Blackburn (10/11/22)44
2. vs. Westminster (9/1/99).....39
3. vs. Cleveland State (9/19/76)35
4. vs. Ill.-Chicago (11/7/76).....33
5. vs. SIU Edwardsville (9/8/95).....30
vs. UMSL (9/9/84)30

Assists in a Game (Team)

1. vs. Purdue (11/12/60) 12
vs. Illinois (10/3/64) 12
3. vs. Indiana Tech (10/17/62)..... 11
4. vs. Blackburn (10/11/22) 9
vs. Bradley (10/19/88)..... 9
vs. Vanderbilt (9/1/00) 9
vs. UMSL (9/1/04) 9

Saves in a Game (Team)

1. vs. Howard (12/5/74) 17
2. vs. SMU (11/19/95) 14
3. vs. Quincy (10/19/74) 13
4. vs. Virginia (8/31/03) 12
vs. UMSL (10/29/85) 12
vs. Wisconsin (10/4/81) 12
vs. Washington (10/11/74)..... 12

NCAA TOURNAMENT RECORDS

INDIVIDUAL

Goals

- 3 John Hayes vs. SMU (11/30/80)
John Pisani vs. Colorado St. (11/18/67)
Carl Gentile vs. San Jose St. (11/28/64)
Tom Klein vs. Stanford (11/17/62)

Assists

- 2 Michael Robson vs. Tulsa (11/22/09)
Will John vs. Maryland (12/7/03)
Jeff DiMaria vs. UIC (11/21/99)
Brian McBride vs. BGSU (11/15/92)
Mike Sorber vs. NC State (11/30/91)
David Fernandez vs. SMU (11/23/84)
Denny Hadican vs. Ohio (11/27/71)
Al Trost vs. Akron (11/21/70)
Tom Klein vs. Stanford (11/17/62)
Gerry Balassi vs. Stanford (11/17/62)

Points

- 8 Tom Klein vs. Stanford (11/17/62)

Shots

- 13 Roger Rupp vs. Stanford (11/17/62)

Saves

- 17 Casey Klipfel vs. SMU (11/19/95)

TEAM

Goals

- 9 vs. Stanford (11/17/62)

Assists

- 7 vs. Stanford (11/17/62)

Points

- 25 vs. Stanford (11/17/62)

Shots

- 48 vs. Colorado College (11/18/67)

Corner Kicks

- 18 vs. SIU Edwardsville (11/19/78)

DON COPPLE SHINES IN NCAA TOURNEY

Former Saint Louis University goalkeeper Don Copple, who was in the nets during SLU's national championship titles in 1969 and 1970, holds one of the lowest career goals against average in NCAA Tournament play. In eight games in 1969 and 1970, Copple posted a 0.38 GAA, yielding just three goals in 720 minutes of action.

The Billikens' nine goals versus Stanford in the 1962 NCAA first-round match is tied for first in NCAA Tournament play.



ANNUAL SCORING LEADERS

GOALS

1959	George Endler	24
1960	Gerry Balassi	19
1961	Gerry Balassi	17
1962	Gerry Balassi	16
1963	Carl Gentile	30
1964	Carl Gentile	27
1965	Jack Kinealy	23
1966	Jack Kinealy	11
1967	John Pisani	6
1968	John Pisani	8
1969	Al Trost	11
1970	Dan Counce	14
1971	Mike Seerey	24
1972	Mike Seerey	14
1973	Dan Counce	11
1974	Kevin Handlan, Tim Logush	8
1975	Don Aubuchon	12
1976	Tom Malle	7
1977	Don Huber	5
1978	Don Huber	17
1979	Steve Sullivan	20
1980	Steve Sullivan	19
1981	John Hayes	17
1982	Joe Olwig	7
1983	Tom Hayes	19
1984	Dan Walters	13
1985	Dan Walters	10
1986	Tim Miramonti	8
1987	Dan Walters	10
1988	Dave Toural	16
1989	Dave Toural	13
1990	Brian McBride	12
1991	Brian McBride	20
1992	Brian McBride	16
1993	Brian McBride	24
1994	Matt McKeon	12
1995	Matt McKeon	17
1996	Tim Leonard	7
1997	Brian Benton	7
1998	Dominic DaPra	8
1999	Jeff DiMaria, Jason Mims	9
2000	Jack Jewsbury	13
2001	Dipsy Selolwane	25
2002	Jason Cole	18
2003	Vedad Ibisevic	18
2004	Will John	10
2005	John DiRaimondo	9
2006	John DiRaimondo	5
2007	Kyle Patterson	10
2008	Kyle Patterson	12
2009	Mike Roach	11
2010	Five tied	3
2011	Robert Kristo	6
2012	Robert Kristo	11
2013	Robert Kristo	10
2014	Robert Kristo	14
2015	Vince Ciciarelli	6
2016	Joe Saad	4
2017	Lennart Hein	5
2018	John Klein	9
2019	Leo Novaes	6
2020	Simon Becher	5
2021	Simon Becher	14
2022	John Klein	7

ASSISTS

1959	Tom Trost	13
1960	Gerry Balassi	14
1961	Tony Tieber	12
1962	Gerry Balassi	14
1963	Pat McBride	17
1964	Terry Knox	9
1965	Pat McBride	13
1966	Tom Bokern	8
1967	John Pisani	6
1968	Tom Bokern	6
1969	Gene Geimer	7
1970	Dan Counce	8
1971	Denny Hadican	13
1972	Bob O'Leary	8
1973	Tim Logush	5
1974	Don Aubuchon, Pete Collico	7
1975	Don Aubuchon	7
1976	Larry Hulcer	6
1977	Ty Keough	7
1978	Don Huber	15
1979	Tom Malle	13
1980	Mike O'Mara, Joe Olwig	7
1981	John Hayes	5
1982	Dave Fernandez	4
1983	Steve Maurer	12
1984	Dan Walters	7
1985	Steve Hunsicker, Tim Strange	6
1986	Tim Strange	6
1987	Steve Kickham	10
1988	John Johnson	12
1989	John Johnson	12
1990	Brian McBride, Mark Santel	5
1991	Mike Sorber	17
1992	Brian McBride	17
1993	Matt McKeon	16
1994	Matt McKeon	7
1995	Matt McKeon	20
1996	Tim Leonard	4
1997	Kevin Quigley	13
1998	Jason Mims	8
1999	Marty Tappel, Brian Hadican	9
2000	D. Beck, B. Davis, N. Walls	6
2001	Brad Davis	14
2002	Kevin Wickart	12
2003	John DiRaimondo	10
2004	Danny Wynn	6
2005	John DiRaimondo	10
2006	John DiRaimondo, Casey Spiess	5
2007	Brandon Barklage	5
2008	Brandon Barklage	10
2009	Alex Sweetin	6
2010	Jon Roeckle	5
2011	Mike Roach	4
2012	David Graydon	7
2013	Alex Sweetin	9
2014	David Graydon/Marco Heskamp	6
2015	Joe Saad	5
2016	Joe Saad	5
2017	Leo Novaes	5
2018	Leo Novaes	5
2019	Leo Novaes	5
2020	John Klein	4
2021	John Klein	15
2022	Lane Warrington	6

POINTS

1959	George Endler	51
1960	Gerry Balassi	52
1961	Gerry Balassi	45
1962	Gerry Balassi	46
1963	Carl Gentile	70
1964	Carl Gentile	61
1965	Jack Kinealy	47
1966	Jack Kinealy	24
1967	John Pisani	18
1968	John Pisani	18
1969	Al Trost	25
1970	Dan Counce	36
1971	Mike Seerey	55
1972	Mike Seerey	32
1973	Dan Counce	26
1974	Kevin Handlan, Tim Logush	22
1975	Don Aubuchon	31
1976	Don Huber, Tom Malle	17
1977	Don Huber	15
1978	Don Huber	49
1979	Steve Sullivan	44
1980	Steve Sullivan	42
1981	John Hayes	39
1982	Joe Olwig	17
1983	Tom Hayes	45
1984	Dan Walters	33
1985	Dan Walters	22
1986	Dan Walters, Tim Miramonti	19
1987	Dan Walters	25
1988	Dave Toural	36
1989	Dave Toural	30
1990	Brian McBride	29
1991	Brian McBride	49
1992	Brian McBride	49
1993	Brian McBride	57
1994	Matt McKeon	31
1995	Matt McKeon	54
1996	Tim Leonard	18
1997	Kevin Quigley	23
1998	Dominic DaPra	20
1999	Jeff DiMaria	26
2000	Jack Jewsbury	31
2001	Dipsy Selolwane	54
2002	Jason Cole	42
2003	Vedad Ibisevic	40
2004	Will John	24
2005	John DiRaimondo	28
2006	John DiRaimondo	15
2007	Kyle Patterson	24
2008	Kyle Patterson	29
2009	Mike Roach	24
2010	Three tied	8
2011	Robert Kristo	14
2012	Robert Kristo	27
2013	Robert Kristo	25
2014	Robert Kristo	30
2015	Vince Ciciarelli	14
2016	Joe Saad	13
2017	Lennart Hein	10
2018	John Klein	19
2019	Leo Novaes	17
2020	Simon Becher, John Klein	12
2021	Simon Becher	38
2022	John Klein	19



INDIVIDUAL HONORS

Hermann Trophy

Al Trost	1969
Al Trost	1970
Mike Seerey	1971
Mike Seerey	1972
Dan Counce	1973

MAC National Player of the Year

Matt McKeon	1995
-------------	------

All-America

Jerry Knobbe (2nd)	1959
Jack Dueker (1st)	1959
Tom Trost	1959
John Klein (2nd)	1960
Bob Malone (1st)	1961
Gerry Balassi (2nd)	1961
John Michalski (HM)	1961
Gerry Balassi (1st)	1962
Bill Vieth (1st)	1962
Joe Hennessey (1st)	1963
Bill Vieth (HM)	1963
Don Ceresia (1st)	1964
Pat McBride (1st)	1964
Carl Gentile (1st)	1965
Pat McBride (1st)	1965
Jack Kinealy (1st)	1966
Steve Rick (HM)	1966
Wally Werner (1st)	1967
Steve Frank (2nd)	1968
Al Trost (2nd)	1969
Al Trost (1st)	1970
Joe Hamm (HM)	1970
Mike Seerey (1st)	1971
Joe Hamm (HM)	1971
Bob Matteson (HM)	1971
Bob Matteson (HM)	1973
Dan Counce (HM)	1973
Bruce Hudson (1st)	1974
Bruce Rudroff (HM)	1974
Joe Clarke (HM)	1975
Ty Keough (HM)	1975
Don Droege (HM)	1975
Ty Keough (1st)	1976
Bruce Rudroff (HM)	1976
Ty Keough (HM)	1977
Ty Keough (1st)	1978
Don Huber (HM)	1978
Larry Hulcer (HM)	1978
Steve Sullivan (2nd)	1979
Jim Tietjens (2nd)	1979
Bill McKeon (2nd)	1979
Mark Frederickson (HM)	1979
John Hayes (HM)	1979
Bill McKeon (1st)	1980
John Hayes (2nd)	1980
Mark Frederickson (2nd)	1980
John Hayes (1st)	1981
Chris Kenny (2nd)	1983
Steve Fuchs (2nd)	1986
Mark Santel (1st)	1988
John Johnson (2nd)	1988
John Johnson (2nd)	1989

Mark Santel (2nd)	1989
Mark Santel (1st)	1990
Steve Kuntz (2nd)	1991
Brian McBride (2nd)	1992
Brian McBride (1st)	1993
Shane Battelle (1st)	1993
Matt McKeon (HM)	1993
Matt McKeon (1st)	1994
Matt McKeon (1st)	1995
Kevin Quigley (3rd)	1997
Kevin Kalish (1st)	1998
Jeff DiMaria (1st)	1999
Brad Davis (FR)	2000
Jack Jewsbury (3rd)	2000
Dipsy Selolwane (1st)	2001
Brad Davis (2nd)	2001
Jason Cole (HM)	2001
Jack Jewsbury (2nd)	2002
Jason Cole (3rd)	2002
Vedad Ibisevic (1st)	2003
John DiRaimondo (3rd)	2006
Calum Angus (2nd)	2007
Calum Angus (1st)	2008
Tim Ream (3rd)	2009
Robert Kristo (3rd)	2012
Robert Kristo (3rd)	2013
Robert Kristo (1st)	2014
Simon Becher (1st)	2021
Kipp Keller (2nd)	2021

United Soccer Coaches

All-Region

Jack Jewsbury	2000
Joe Hammes	2000
Jason Cole	2000
Brad Davis	2000
Brad Davis (1st)	2001
Dipsy Selolwane (1st)	2001
Marty Tappel (1st)	2001
Jack Jewsbury (2nd)	2001
Mike Hill (3rd)	2001
Jason Cole (3rd)	2001
John Politis (3rd)	2001
Jason Cole (1st)	2002
Jack Jewsbury (1st)	2002
Nick Gannon (2nd)	2002
Kevin Wickart (2nd)	2002
Vedad Ibisevic (1st)	2003
John DiRaimondo (2nd)	2003
Will John (2nd)	2003
Martin Hutton (3rd)	2003
John DiRaimondo (2nd)	2004
Will John (2nd)	2004
Tim Ward (2nd)	2004
John DiRaimondo (1st)	2005
Ryan Wileman (2nd)	2005
John DiRaimondo (1st)	2006
Eric Sweetin (1st)	2006
Dan Guffey (2nd)	2006
Calum Angus (3rd)	2006
Calum Angus (1st)	2007
Dado Hamzagic (1st)	2007
Kyle Patterson (1st)	2007

Tim Ream (1st)	2007
Eric Sweetin (1st)	2007
Kyle Patterson (1st)	2008
Brandon Barklage (2nd)	2008
Tim Ream (2nd)	2008
Rob Viviano (HM)	2008
Tim Ream (1st)	2009
Mike Roach (1st)	2009
Alex Sweetin (3rd)	2009
Calum Angus (1st)	2008
Michael Robson (2nd)	2010
Robert Kristo (1st)	2012
Anthony Manning (1st)	2012
David Graydon (2nd)	2012
Robert Kristo (1st)	2013
Alex Sweetin (1st)	2013
Anthony Manning (2nd)	2013
David Graydon (3rd)	2013
Robert Kristo (1st)	2014
David Graydon (2nd)	2014
Anthony Manning (2nd)	2014
Raymond Lee (3rd)	2014
Tyler David (2nd)	2015
Devin Boyce (2nd)	2018
Lennart Hein (2nd)	2018
John Klein (3rd)	2018
Christian Buendia (2nd)	2020
Kipp Keller (2nd)	2020
Simon Becher (1st)	2021
Kipp Keller (1st)	2021
John Klein (1st)	2021
A.J. Palazzolo (2nd)	2021
Patrick Schulte (2nd)	2021
John Klein (1st)	2022
Alberto Suarez (1st)	2022
Christian Buendia (3rd)	2022

Academic All-America

Steve Bee	1990-91
Casey Klipfel	1997
Kevin Quigley	1997
Kevin Kalish	1998-99
Jeff DiMaria	1999-2000
Jack Jewsbury	2002
Nick Gannon	2003
John DiRaimondo	2006
John DiRaimondo	2007
Dan Guffey	2007
Pat Disbennett	2008

Academic All-District

Jack Jewsbury	2002
Andy Pusateri	2002
Martin Hutton	2003
Andy Pusateri	2003
John DiRaimondo	2004
John DiRaimondo	2005
Jeff Sackman	2005
John DiRaimondo	2006
Dan Guffey	2006
Pat Disbennett	2008
Kyle Hayes	2008
James Dice	2010

Nick Maglasang	2011
Adnan Gabeljic	2012
Nick Maglasang	2012
Adnan Gabeljic	2013
Marco Heskamp	2014
Kingsley Bryce	2014
Max Karcher	2016
Christian Buendia	2022
Jack Mika	2022
Donny Ross	2022
Brogan Townsend	2022

MCC All-League

Tim Miramonti (1st)	1987
Tom Strunk (1st)	1987
Dan Walters (1st)	1987
John Johnson (1st)	1988
Kevin Johnston (1st)	1988
Mark Santel (1st)	1988
Tom Strunk (1st)	1988
Dave Toural (1st)	1988
John Johnson (1st)	1989
Kevin Johnston (1st)	1989
Mark Santel (1st)	1989
Dave Toural (1st)	1989
Steve Kickham (2nd)	1989
Steve Kuntz (2nd)	1989
Rich Bright (1st)	1990
Steve Kuntz (1st)	1990
Brian McBride (1st)	1990
Mark Santel (1st)	1990
Steve Bee (2nd)	1990
Kevin Johnston (2nd)	1990

MCC All-Newcomer Team

Steve Bee	1989
Scott McDaniel	1989
Jeff Davis	1990
Brian McBride	1990

MCC All-Tournament Team

John Johnson	1989
Mark Santel	1989
Dave Toural	1989
Jason Huber	1990
John Lynn	1990
Scott McDaniel	1990
Mark Santel	1990

MCC Coach of the Year

Joe Clarke	1989
------------	------

MCC Player of the Week

Kevin Johnson	10/17/88
Dave Toural	9/25/89

C-USA Offensive Player of the Year

Matt McKeon	1995
Jack Jewsbury	2000
Dipsy Selolwane	2001
Jason Cole	2002



INDIVIDUAL HONORS

C-USA Defensive Player of the Year

Marty Tappel 2001

C-USA Freshman of the Year

Jacob Thomas 1995
Brad Davis 2000
Vedad Ibisevic 2003

C-USA All-Conference

Eric Cherveney (1st) 1995
Matt McKeon (1st) 1995
Jacob Thomas (1st) 1995
Kevin Quigley (2nd) 1995
Mike Moriarty (HM) 1995
Pat Moriarty (HM) 1995
Mark Filla (1st) 1996
Tim Leonard (2nd) 1996
Kevin Quigley (2nd) 1996
Ken Costello (3rd) 1996
Mike Moriarty (3rd) 1996
Kevin Quigley (1st) 1997
Kevin Kalish (1st) 1997
Mike Moriarty (2nd) 1997
Casey Klipfel (2nd) 1997
Brian Benton (3rd) 1997
Ken Costello (3rd) 1997
Tim Tedoni (3rd) 1997
Jeff DiMaria (1st) 1998
Kevin Kalish (1st) 1998
Brian Benton (2nd) 1998
Jason Mims (2nd) 1998
Mike Moriarty (2nd) 1998
Jeff DiMaria (1st) 1999
Jason Mims (1st) 1999
Paul Nagy (1st) 1999
Jason Cole (2nd) 1999
David Williams (2nd) 1999
Vedad Alagic (3rd) 1999
Joe Hammes (3rd) 1999
Jack Jewsbury (1st) 2000
Brad Davis (1st) 2000
Joe Hammes (1st) 2000
Mike Hill (2nd) 2000
Jason Cole (2nd) 2000
John Politis (2nd) 2000
Marty Tappel (3rd) 2000
Dipsy Selolwane (1st) 2001
Brad Davis (1st) 2001
Mike Hill (1st) 2001
Jason Cole (1st) 2001
Marty Tappel (1st) 2001
John Politis (1st) 2001
Jack Jewsbury (2nd) 2001
David Beck (2nd) 2001
Mike Kirchoff (3rd) 2001
Jason Cole (1st) 2002
Jack Jewsbury (1st) 2002
Joe Hammes (1st) 2002
Nick Gannon (1st) 2002
Nick Walls (2nd) 2002
Kevin Wickart (2nd) 2002
Mike Kirchoff (3rd) 2002
Martin Hutton (3rd) 2002

Vedad Ibisevic (1st) 2003
Nick Gannon (1st) 2003
Will John (2nd) 2003
John DiRaimondo (2nd) 2003
Brian Grazier (2nd) 2003
Andy Pusateri (2nd) 2003
Martin Hutton (2nd) 2003
Cooper McKee (3rd) 2003
Will John (1st) 2004
John DiRaimondo (1st) 2004
Ryan Wileman (1st) 2004
Brett Branan (2nd) 2004
Tim Ward (2nd) 2004

C-USA All-Freshman Team

Ken Costello 1995
Mike Moriarty 1995
Pat Moriarty 1995
Jacob Thomas 1995
Nick Bokern 1996
Dave Williams 1996
Dominic DaPra 1998
Marty Tappel 1998
Jason Cole 1999
Jack Jewsbury 1999
Brad Davis 2000
Andy Pusateri 2000
Cooper McKee 2002
Danny Wynn 2002
Vedad Ibisevic 2003
John DiRaimondo 2003
Will John 2003
Brian Grazier 2003
Brandon Gasparovic 2004
Tim Ward 2004

C-USA Tourney Most Valuable F

Matt McKeon 1995
Tim Leonard 1997
Nick Walls 2000
Dipsy Selolwane 2001

C-USA Tourney Most Valuable MF

Jacob Thomas 1995
Kevin Quigley 1997
Jeff DiMaria 1999
Brad Davis 2000
Brad Davis 2001

C-USA Tourney Most Valuable D

Kevin Kalish 1997
Jeff DiMaria 1999
Joe Hammes 2000
Marty Tappel 2001

C-USA Tourney Most Valuable GK

Casey Klipfel 1997
John Politis 2001

C-USA All-Tournament Team

Jason Cole 2002
Andy Pusateri 2002

Nick Walls 2002
Kevin Wickart 2002
Vedad Ibisevic 2003
Nick Gannon 2003
Martin Hutton 2003
Andy Pusateri 2003
Brett Branan 2004
Alex Matteson 2004

C-USA Coach of the Year

Dan Donigan 2001

C-USA Player of the Week

Matt McKeon 9/11/95
Matt McKeon 10/2/95
Matt McKeon 10/9/95
Casey Klipfel (DEF) 9/8/97
Kevin Quigley (OFF) 9/22/97
Kevin Quigley (OFF) 10/27/97
Jeff DiMaria (OFF) 9/14/98
Jeff DiMaria (OFF) 9/21/98
Brian Benton (OFF) 10/12/98
Mike Moriarty (DEF) 10/12/98
Vedad Alagic (OFF) 11/2/98
Paul Nagy (DEF) 9/7/99
Paul Nagy (DEF) 9/21/99
Jason Cole (DEF) 9/28/99
Jack Jewsbury (OFF) 10/4/99
Jason Mims (OFF) 11/1/99
Joe Hammes (DEF) 11/8/99
Brad Davis (OFF) 10/2/00
John Politis (DEF) 10/2/00
Jason Cole (DEF) 10/9/00
John Politis (DEF) 10/30/00
Jack Jewsbury (OFF) 11/6/00
Brad Davis (OFF) 9/4/01
Dipsy Selolwane (OFF) 9/10/01
Mike Kirchoff (DEF) 9/10/01
John Politis (DEF) 10/15/01
Dipsy Selolwane (OFF) 10/22/01
Nick Gannon (DEF) 9/23/02
Jason Cole (OFF) 9/30/02
Martin Hutton (DEF) 9/30/02
Andy Pusateri (DEF) 10/7/02
Jack Jewsbury (OFF) 10/14/02
David Peplinski (OFF) 9/2/03
Will John (OFF) 9/8/03
Andy Pusateri (DEF) 9/8/03
Martin Hutton (DEF) 9/15/03
Will John (OFF) 10/13/03
Nick Gannon (DEF) 10/13/03
John DiRaimondo (OFF) 11/3/03
Will John (OFF) 9/7/04
Will John (OFF) 9/13/04
Will John (OFF) 10/11/04

A-10 Offensive Player of the Year

John DiRaimondo 2005
Kyle Patterson 2007
Robert Kristo 2014
Simon Becher 2021
John Klein 2022

A-10 Defensive Player of the Year

Calum Angus 2007
Tim Ream 2009
Anthony Manning 2013
Anthony Manning 2014
Patrick Schulte 2020
Kipp Keller 2021
Alberto Suarez 2022

A-10 Midfielder of the Year

Alex Sweetin 2013
David Graydon 2014

A-10 Rookie of the Year

Eric Sweetin 2005
Rob Viviano 2006
Alex Sweetin 2009
John Klein 2018

A-10 Student-Athlete of the Year

John DiRaimondo 2005

A-10 All-Conference

John DiRaimondo (1st) 2005
Ryan Wileman (1st) 2005
Danny Wynn (1st) 2005
Eric Sweetin (2nd) 2005
Calum Angus (HM) 2005
Jeff Sackman (HM) 2005
John DiRaimondo (1st) 2006
Dan Guffey (1st) 2006
Eric Sweetin (1st) 2006
Calum Angus (2nd) 2006
Casey Spiess (2nd) 2006
Dado Hamzagic (HM) 2006
Calum Angus (1st) 2007
Kyle Patterson (1st) 2007
Dado Hamzagic (1st) 2007
Eric Sweetin (1st) 2007
Tim Ream (2nd) 2007
Scott Wisniewski (2nd) 2007
Rob Viviano (HM) 2007
Calum Angus (1st) 2008
Kyle Patterson (1st) 2008
Brandon Barklage (2nd) 2008
Pat Disbennett (2nd) 2008
Tim Ream (2nd) 2008
Tim Ream (1st) 2009
Mike Roach (2nd) 2009
Josh Aranda (HM) 2009
Benny Estes (2nd) 2010
Michael Robson (2nd) 2010
Alex Sweetin (2nd) 2010
Michael Robson (HM) 2011
Chad Vandegriffe (HM) 2011
Robert Kristo (1st) 2012
Anthony Manning (2nd) 2012
Jon Roeckle (2nd) 2012
Alex Sweetin (2nd) 2012
Robert Kristo (1st) 2013
Anthony Manning (1st) 2013
Alex Sweetin (1st) 2013
Kingsley Bryce (2nd) 2013



INDIVIDUAL HONORS

Tyler David (2nd)	2013
David Graydon (2nd)	2013
David Graydon (1st)	2014
Robert Kristo (1st)	2014
Anthony Manning (1st)	2014
Tyler David (2nd)	2014
Raymond Lee (2nd)	2014
Tyler David (1st)	2015
Vince Ciciarelli (2nd)	2015
Filip Pavisic (2nd)	2015
Max Karcher (2nd)	2016
Joe Saad (2nd)	2016
Lennart Hein (1st)	2017
Devin Boyce (1st)	2018
Lennart Hein (1st)	2018
Leo Novaes (1st)	2019
Devin Boyce (2nd)	2019
Matteo Kidd (2nd)	2019
Kipp Keller (2nd)	2019
Patrick Schulte (1st)	2020
Christian Buendia (1st)	2020
Simon Becher (1st)	2020
Mujeeb Murana (1st)	2020
Kipp Keller (2nd)	2020
John Klein (2nd)	2020
Mason Leeth (2nd)	2020
Simon Becher (1st)	2021
Kipp Keller (1st)	2021
John Klein (1st)	2021
A.J. Palazzolo (1st)	2021
Patrick Schulte (1st)	2021
Mujeeb Murana (2nd)	2021
Christian Buendia (1st)	2022
John Klein (1st)	2022
Alberto Suarez (1st)	2022

A-10 All-Rookie Team

Calum Angus	2005
Dado Hamzagic	2005
Kyle Patterson	2005
Eric Sweetin	2005
Rob Viviano	2006
Beau Bellomy	2007
Alex Johnston	2008
Benny Estes	2009
Alex Sweetin	2009
Jon Roeckle	2010
Raymond Lee	2011
Robert Kristo	2011
David Graydon	2012
Max Karcher	2014
Sascha Otte	2014
Anthony Brown	2015
Lennart Hein	2015
Saadq Mohammed	2016
Quayyum Murana	2016
John Klein	2018
Kipp Keller	2019
Mujeeb Murana	2019
Patrick Schulte	2019
Christian Buendia	2020
Mason Leeth	2020
Seth Anderson	2021

Isaiah Parker	2021
CJ Coppola	2022
Max Floriani	2022

A-10 Academic All-Conference

John DiRaimondo	2005
Jeff Sackman	2005
John DiRaimondo	2006
Ross Kaufman	2007
Pat Disbennett	2008
Kyle Hayes	2008
Ross Kaufman	2009
James Dice	2010
Adnan Gabeljic	2012
Adnan Gabeljic	2013
Kingsley Bryce	2014
Max Karcher	2016
Lennart Hein	2018
David Viox	2019
Keaton Schieffer	2020
Simon Becher	2021
Christian Buendia	2022

A-10 Championship MOP

Mike Roach	2009
Kingsley Bryce	2012
Patrick Schulte	2021
Carlos Tofern	2022

A-10 All-Championship Team

Alex Matteson	2005
Eric Sweetin	2005
Ryan Wileman	2005
Calum Angus	2006
Alex Matteson	2006
Eric Sweetin	2006
Dado Hamzagic	2007
Tim Ream	2007
Eric Sweetin	2007
Calum Angus	2008
Tim Ream	2008
Josh Aranda	2009
Mike Roach	2009
Tim Ream	2009
Chad Vandegriffe	2010
Kingsley Bryce	2012
Adnan Gabeljic	2012
Robert Kristo	2012
Nick Shackelford	2012
Kingsley Bryce	2013
David Graydon	2013
Anthony Manning	2013
Alex Sweetin	2013
Kingsley Bryce	2014
Robert Kristo	2014
Christian Buendia	2020
Simon Becher	2021
John Klein	2021
Mujeeb Murana	2021
Chase Niece	2021
Patrick Schulte	2021
Chander Vaughn	2021
CJ Coppola	2022

John Klein	2022
Alberto Suarez	2022
Carlos Tofern	2022
Lane Warrington	2022

A-10 Player of the Week

John DiRaimondo	10/10/05
Ryan Wileman	10/17/05
John DiRaimondo	9/5/06
Casey Spiess	10/30/06
Kyle Patterson	9/17/07
Kyle Patterson	10/8/07
Kyle Patterson	11/5/07
Kyle Patterson	9/8/08
Tim Ream	10/6/08
Kyle Patterson	10/20/08
Tim Ream	10/12/09
Nick Maglasang	9/27/10
Alex Johnston	9/6/11
Robert Kristo	10/15/12
Kingsley Bryce	10/21/13
Robert Kristo	11/4/13
Tyler David	9/15/14
Robert Kristo	9/22/14
Anthony Manning	10/20/14
Kingsley Bryce	11/3/14
Robert Kristo	11/10/14
Vince Ciciarelli	8/31/15
Vince Ciciarelli	9/8/15
Anthony Brown - OFF	8/29/16
Grant Owens - OFF	9/6/16
Ben Yeager - DEF	10/17/16
Joe Saad - OFF	10/24/16
Leo Novaes - OFF	9/25/17
Devin Boyce - OFF	9/17/18
Patrick Schulte - DEF	10/14/19
Simon Becher - OFF	3/1/21
Patrick Schulte - DEF	3/1/21
Patrick Schulte - DEF	3/15/21
Patrick Schulte - DEF	9/14/21
Kipp Keller - DEF	9/27/21
Simon Becher - OFF	10/4/21
Mujeeb Murana - DEF	10/4/21
Simon Becher - OFF	10/11/21
Kipp Keller - DEF	11/1/21
John Klein - OFF	9/6/22
Alberto Suarez - DEF	9/6/22
John Klein - OFF	9/16/22
Carlos Tofern - DEF	10/17/22
Alberto Suarez - OFF	10/24/22

The A-10 began awarding Offensive and Defensive Player of the Week awards in 2016.

A-10 Rookie of the Week

Dado Hamzagic	9/6/05
Dado Hamzagic	10/3/05
Larry Geraghty	10/10/05
Kyle Patterson	10/24/05
Ross Kaufman	9/18/06
Ross Kaufman	10/23/06
Beau Bellomy	11/5/07
Jonas Reiter	9/8/08
Nick Maglasang	9/14/09
Alex Sweetin	10/12/09

Jake Brown	11/9/09
Raymond Lee	9/6/11
Kingsley Bryce	9/19/11
Robert Kristo	10/17/11
David Graydon	9/4/12
Sascha Otte	9/2/14
Sascha Otte	9/22/14
Saadq Mohammed	10/10/16
Saadq Mohammed	10/17/16
Quayyum Murana	10/24/16
Patrick Wilkinson	9/11/17
Spencer Jones	9/25/17
John Klein	9/17/18
John Klein	11/7/18
Isaiah Parker	9/27/21
Isaiah Parker	10/18/21
Isaiah Parker	11/1/21

A-10 Coach of the Year

Dan Donigan	2006
Dan Donigan	2007
Mike McGinty	2012
Mike McGinty	2013
Mike McGinty	2016
Kevin Kalish	2021
Kevin Kalish	2022

NSCAA Region Coach of the Year

Dan Donigan	2003
Dan Donigan	2007
Mike McGinty	2012
Kevin Kalish	2021

NSCAA Region Asst. Coach of the Year

Mike Sorber	2006
Jason O'Keefe	2012



YEAR-BY-YEAR RESULTS

1959

Record: 11-1-0

Head Coach: Bob Guelker

◆NCAA Champions

S26	at Dayton	A	W	10-0
O3	at Illinois	A	W	6-1
O7	MacMurray	H	W	11-1
O11	Indiana	H	W	5-0
O17	at Michigan State	A	W	4-2
O24	Chicago	H	W	6-0
O31	Navy Pier	H	W	8-0
N7	Wheaton	A	L	1-2
N14	Purdue	H	W	5-0
N22	San Francisco #	H	W	4-0
N26	CCNY #	N	W	6-2
N28	Bridgeport #	N	W	5-2

NCAA Tournament (N-site at Storrs, Conn.)

1960

Record: 14-1

Head Coach: Bob Guelker

◆NCAA Champions

S17	Fairleigh Dickinson	A	L	2-3
S24	Wheaton	H	W	4-0
O1	Illinois	A	W	3-0
O8	Indiana	H	W	12-0
O11	Washington (Mo.)	H	W	5-1
O15	Michigan State	A	W	4-0
O22	Pittsburgh	H	W	4-0
O28	Air Force	A	W	3-1
N5	Navy Pier	A	W	2-0
N6	Chicago	A	W	10-0
N12	Purdue	H	W	12-0
N18	Akron	H	W	5-3
N21	California #	H	W	2-0
N25	West Chester #	N	W	2-1
N26	Maryland #	N	W	3-2

NCAA Tournament (N-site at Brooklyn, N.Y.)

1961

Record: 13-2-0

Head Coach: Bob Guelker

◆NCAA Runner-Up

S23	Navy Pier	H	W	4-1
S30	Akron	H	L	2-3
O8	Illinois	H	W	4-0
O12	Washington (Mo.)	H	W	4-3
O14	Indiana	H	W	8-1
O21	Indiana Tech	H	W	12-0
O21	Pittsburgh	A	W	4-0
O28	Air Force	H	W	4-1
N4	Wheaton	A	W	2-0
N5	Chicago	A	W	10-1
N11	Michigan State	A	W	1-0
N15	Akron	H	W	7-2
N18	San Francisco #	A	W	1-0
N23	Rutgers #	H	W	6-1
N25	West Chester #	H	L	0-2

NCAA Tournament

1962

Record: 12-0-1

Head Coach: Bob Guelker

◆NCAA Champions

S29	Indiana	A	W	6-1
O6	Notre Dame	A	T	3-3
O10	Harris Teachers	H	W	2-1
O13	Navy Pier	A	W	6-1
O17	Indiana Tech	A	W	14-0
O20	Illinois	H	W	7-0
O25	Washington (Mo.)	H	W	2-1
O27	Chicago	H	W	13-0

N3	Wheaton	H	W	3-0
N10	Michigan State	H	W	2-1
N17	Stanford #	H	W	9-3
N22	Michigan State #	H	W	2-0
N24	Maryland #	H	W	4-3

NCAA Tournament

1963

Record: 13-1-0

Head Coach: Bob Guelker

◆NCAA Champions

S21	Air Force	H	W	4-0
S25	MacMurray	H	W	3-0
S28	Ball State	H	W	12-0
O4	Notre Dame	H	W	8-1
O12	Wheaton	A	W	5-0
O13	Chicago	A	W	16-0
O19	Washington (Mo.)	A	W	12-0
O26	Miami (Fla.)	A	W	6-0
N2	Illinois	A	W	10-2
N9	Michigan State	A	L	3-4
N22	Michigan State #	H	W	2-0
N27	San Francisco • #	H	W	3-2
D5	Maryland #	N	W	7-3
D7	Navy #	N	W	3-0

NCAA Tournament (N-site at N. Brunswick, N.J.)
• denotes overtime session

1964

Record: 11-1-1

Head Coach: Bob Guelker

◆NCAA Semifinals

S26	Air Force	A	W	4-2
O3	Illinois	A	W	16-0
O7	MacMurray	A	W	8-1
O10	Navy Pier	A	W	10-0
O11	Marquette	A	W	10-1
O17	Washington (Mo.)	H	W	5-0
O24	Miami (Fla.)	H	W	7-0
O31	Georgia Tech	H	W	7-0
N7	Michigan State	H	T	1-1
N14	Wheaton	H	W	6-0
N18	Indiana	H	W	8-2
N28	San Jose State #	H	W	5-0
D3	Navy #	N	L	1-2

NCAA Tournament (N-site at Providence, R.I.)

1965

Record: 14-0-0

Head Coach: Bob Guelker

◆NCAA Champions

S25	Illinois	A	W	6-0
O2	Wheaton	A	W	1-0
O3	Northwestern	A	W	4-0
O9	Notre Dame	A	W	10-0
O16	Air Force	H	W	4-0
O23	Miami (Fla.)	A	W	6-2
O30	Alumni	H	W	6-1
N6	Michigan State	A	W	3-2
N10	MacMurray	H	W	5-1
N13	Marquette	H	W	10-0
N20	Ohio #	H	W	2-1
N27	San Francisco #	A	W	5-2
D2	Navy #	H	W	3-1
D4	Michigan State #	H	W	1-0

NCAA Tournament (N-site at ???)

1966

Record: 7-4-3

Head Coach: Bob Guelker

◆NCAA Quarterfinals

S24	Air Force	A	W	2-0
-----	-----------	---	---	-----

S28	Quincy	A	L	1-2
S30	Indiana	A	T	2-2
O2	Rockhurst	A	L	0-1
O8	British Columbia	H	W	1-0
O9	Kutis	H	L	1-2
O15	MacMurray	A	W	5-0
O22	Miami (Fla.)	H	W	9-0
O23	Northwestern	H	W	6-0
O29	Alumni	H	T	0-0
N5	Michigan State	H	T	1-1
N12	Illinois	A	W	4-1
N20	Colorado College #	A	W	5-1
N26	San Francisco #	A	L	1-2

NCAA Tournament

1967

Record: 8-3-3

Head Coach: Harry Keough

◆NCAA Co-Champions

S16	Alumni	H	L	0-4
S23	Air Force	H	W	4-1
O4	SIU Carbondale	A	L	4-5
O11	South Florida	A	W	1-0
O14	Rockhurst	H	W	3-1
O21	Quincy	H	W	1-0
O30	Michigan State	A	T	3-3
N4	Indiana	H	W	4-0
N11	South Florida	H	L	0-1
N18	Colorado College #	H	W	6-1
N25	San Jose State #	A	W	4-3
N30	Navy #	N	W	1-0
D2	Michigan State #	N	T	0-0

NCAA Tournament (N-site at San Jose, Calif.)

1968

Record: 10-1-1

Head Coach: Harry Keough

◆NCAA Second Round

S20	Air Force	A	W	1-0
S22	Colorado College	A	W	4-0
	Alumni	H	W	4-0
O5	South Florida	H	W	3-1
O13	Rockhurst	A	W	3-1
O15	SIU Carbondale	H	W	6-0
O19	Quincy	A	W	2-1
O26	Michigan State	H	T	0-0
N2	Indiana	A	W	5-0
N10	Washington (Mo.)	A	W	6-0
N16	West Virginia #	H	W	3-2
N22	Maryland #	A	L	1-3

NCAA Tournament

1969

Record: 13-0-0

Head Coach: Harry Keough

◆NCAA Champions

S20	Alumni	H	W	2-1
S25	West Berlin	H	W	3-1
S27	SLCC-Flo. Valley	H	W	2-0
O4	Northern Illinois	H	W	8-0
O11	Rockhurst	H	W	6-1
O18	Quincy	H	W	2-1
O25	Michigan State	A	W	2-0
N1	Washington (Mo.)	H	W	8-0
N8	South Florida	A	W	3-1
N22	SIUE #	H	W	4-0
N29	Cleveland State #	A	W	2-1
D4	Harvard #	N	W	2-1
D6	San Francisco #	N	W	4-0

NCAA Tournament (N-site at Edwardsville, Ill.)

1970

Record: 14-0-1

Head Coach: Harry Keough

◆NCAA Champions

S19	Saint Joseph's	A	W	4-0
S21	Rider	A	W	6-0
S25	Air Force	H	W	3-0
O3	St. Louis Stars	H	W	4-2
O10	Rockhurst	A	W	3-0
O13	Eastern Illinois	H	W	5-0
O17	Quincy	A	T	0-0
O24	South Florida	A	W	5-1
O25	British Columbia	H	W	5-1
O31	Indiana	H	W	8-0
N7	SIUE	A	W	3-1
N21	Akron #	N	W	7-0
N28	SIUE #	A	W	2-1
D3	Hartwick #	N	W	1-0
D5	UCLA #	N	W	1-0

NCAA Tournament (N-site at Edwardsville, Ill.)

1971

Record: 17-1-0

Head Coach: Harry Keough

◆NCAA Runner-Up

S4	Alumni	H	W	2-1
S11	Mo.-St. Louis	H	W	2-1
S18	Wooster	A	W	8-0
S19	Cleveland State	A	W	5-2
S25	Murray State	H	W	11-0
S29	MacMurray	H	W	9-1
O2	Wheaton	A	W	3-0
O5	Eastern Illinois	A	W	2-0
O9	Rockhurst	H	W	4-0
O16	Quincy	H	W	2-0
O23	South Florida	A	W	4-1
O30	Northern Illinois	A	W	5-1
N6	SIU Edwardsville	H	W	2-1
N20	Illinois-Chicago	A	W	4-1
N27	Ohio #	N	W	4-0
D4	SIUE #	A	W	3-1
D30	San Francisco #	N	W	3-2
D30	Howard #	N	L	2-3

NCAA Tournament (N-site at Miami, Fla.)

1972

Record: 15-2-3

Head Coach: Harry Keough

◆NCAA Champions

S9	Mo.-St. Louis	A	L	0-1
S16	UW-Green Bay	H	W	1-0
S19	MacMurray	A	W	11-0
S23	Air Force	A	W	5-1
S24	Metropolitan St.	A	W	7-1
S25	Washington	A	T	0-0
S26	Seattle Pacific	A	T	1-1
S28	San Francisco	A	W	1-0
S30	San Francisco	A	W	4-1
O7	Wheaton	H	W	5-0
O8	Cleveland State	H	W	4-1
O14	Rockhurst	A	W	3-0
O21	Quincy	A	L	0-1
O28	South Florida •	H	W	1-0
N5	SIU Edwardsville <	N	T	1-1
N18	Illinois-Chicago	H	W	7-0
N23	Bowling Green #	H	W	2-0
D8	Ohio #	A	W	3-1
D27	Howard • #	N	W	2-1
D29	UCLA #	N	W	4-2

NCAA Tournament (N-site at Miami, Fla.)

• denotes overtime session

< game played at Busch Stadium (St. Louis, Mo.)



YEAR-BY-YEAR RESULTS

1973

Record: 15-2-3

Head Coach: Harry Keough

◆NCAA Champions

S8	Mo.-St.Louis	H	T	3-3
S13	Springfield	A	W	2-0
S15	Pennsylvania @	N	W	2-0
S17	Connecticut	A	W	2-1
S20	National Uruguay	H	L	1-2
S22	Davis & Elkins !	N	W	2-0
S23	West Virginia !	N	W	4-1
S29	Quincy	H	W	5-2
O6	UW-Green Bay	A	L	0-1
O8	Cleveland State	A	T	1-1
O13	Rockhurst	H	W	2-1
O27	South Florida	A	W	2-1
O29	Rollins	A	W	3-1
N3	SIUE	H	W	1-0
N17	Illinois-Chicago	A	T	0-0
N19	American	H	W	1-0
N24	Bowling Green #	H	W	6-0
D9	SIUE < #	N	W	3-0
J2	Brown #	N	W	3-1
J4	UCLA • #	N	W	2-1

@ Springfield, Mass.

! Quincy Tournament (Quincy, Ill.)

NCAA Tournament (N-site at Miami, Fla.)

< game played at Busch Stadium (St. Louis)

• denotes overtime session

1974

Record: 18-3-1

Head Coach: Harry Keough

◆NCAA Runner-Up

S7	Western Illinois	H	W	2-0
S13	Mo.-St. Louis <	N	W	2-1
S20	Rollins	A	W	1-0
S21	Miami (Fla.)	A	W	8-1
S23	Florida International	A	W	1-0
S28	Philadelphia Textile !	N	L	0-1
S29	UW-Parkside !	N	W	3-1
O4	UCLA <	N	W	4-1
O6	Cleveland State	H	W	2-1
O10	Santa Clara	A	W	4-0
O11	Washington	A	W	3-0
O12	San Jose State	A	W	1-0
O19	Quincy	A	T	0-0
O25	Clemson <	N	W	2-0
O27	UW-Green Bay	H	W	6-0
N2	South Florida	H	W	1-0
N8	SIUE <	N	L	0-1
N10	Illinois-Chicago	H	W	2-1
N24	Cleveland State #	H	W	1-0
N29	SIUE *** #	A	W	2-1
12/5	UCLA ** < #	N	W	2-1
12/7	Howard *** < #	N	L	1-2

! Quincy Tournament (Quincy, Ill.)

NCAA Tournament (N-site at Miami, Fla.)

< game played at Busch Stadium (St. Louis)

• denotes overtime session

1975

Record: 13-5-2

Head Coach: Harry Keough

◆NCAA Quarterfinals

S6	Mo.-St. Louis •	H	L	2-4
S11	Springfield	A	W	2-0
S13	Connecticut •	A	W	2-1
S15	Brown	A	W	2-0
S20	San Francisco	H	L	2-5
S21	British Columbia	H	W	3-1
S27	Cleveland State	A	W	2-1

O3	UCLA	H	W	2-0
O5	Clemson	A	L	1-2
O11	Indiana	H	W	4-1
O12	Rockhurst	H	W	3-1
O18	Western Illinois	A	W	1-0
O24	Quincy • <	N	T	1-1
O26	SMU	H	W	6-2
O30	Rollins •	A	W	2-0
N1	South Florida •	A	T	0-0
N7	SIU Edwardsville <	N	L	1-2
N9	Illinois-Chicago	A	W	6-0
N22	Akron	N	W	2-1
N29	SIU Edwardsville	A	L	1-2

< game played at Busch Stadium (St. Louis)

NCAA Tournament (N-site at Edwardsville, Ill.)

• denotes overtime session

1976

Record: 14-4-1

Head Coach: Harry Keough

◆NCAA Second Round

S10	Mo.- St. Louis	H	W	1-0
S12	Western Illinois	H	W	1-0
S19	Cleveland State	H	W	6-0
S24	San Francisco	A	T	1-1
S25	San Jose State	A	W	1-0
S28	Santa Clara	A	W	4-1
S30	Westmont	A	W	2-0
O2	UCLA	A	L	1-2
O3	California	A	W	5-1
O9	Rockhurst	A	W	2-0
O10	Indiana	A	L	1-5
O15	Quincy	A	W	2-1
O22	Clemson <	H	L	1-3
O30	UW-Green Bay	A	W	2-0
O31	South Florida	H	W	2-0
N6	SIU Edwardsville <	N	W	1-0
N7	Chicago •	H	W	4-3
N12	SMU	A	W	3-0
N21	SIUE #	A	L	1-3

< game played at Busch Stadium (St. Louis)

NCAA Tournament

• denote overtime session

1977

Record: 13-5-0

Head Coach: Harry Keough

◆NCAA Second Round

S2	Mo.- St. Louis	H	W	1-0
S8	Springfield	A	W	2-1
S10	Connecticut	A	W	1-0
S12	Brown	A	W	2-1
S17	Akron	A	W	2-1
S19	Cleveland State	A	L	0-1
S23	San Francisco	H	W	2-1
O9	Rockhurst	H	W	2-0
O12	Harris-Stowe	H	W	3-0
O15	Northern Illinois	A	W	3-0
O21	Quincy •	H	W	3-2
O23	Clemson	A	L	1-3
O27	Rollins	A	W	3-2
O29	South Florida	A	W	2-1
N4	SIUE	H	L	2-3
N8	Western Illinois	A	W	3-2
N13	Indiana	H	L	0-1
N18	Cleveland State #	A	L	0-2

NCAA Tournament

• denotes overtime session

1978

Record: 16-4-1

Head Coach: Harry Keough

◆NCAA Second Round

A25	Evansville	A	W	4-2
S4	Covenant	A	W	8-1
S8	Mo.-St. Louis	A	W	2-1
S10	Eastern Illinois	W	H	2-0
S15	Cleveland State	H	W	2-0
S17	Cincinnati	H	W	7-0
S22	San Francisco !	N	L	2-3
S23	San Jose State !	A	W	3-1
S30	James Madison%	N	W	9-0
O1	Loyola (Md.)%	A	W	3-2
O8	Indiana	A	L	0-2
O11	North Texas State •	H	T	2-2
O14	Quincy	A	L	0-1
O17	Harris-Stowe	H	W	3-2
O20	Fairleigh-Dickinson	H	W	3-1
O22	UW-Milwaukee	H	W	5-0
O29	Rollins	H	W	3-1
O31	South Florida	H	W	2-1
N5	Western Illinois	H	W	4-1
N11	SIUE <	H	W	1-0
N19	SIUE *** #	H	L	2-3

! Shrine Tournament (San Jose, Calif.)

% Loyola Tournament (Baltimore, Md.)

< game played at Busch Stadium (St. Louis)

NCAA Tournament game

• denotes overtime session

1979

Record: 14-5-0

Head Coach: Harry Keough

◆NCAA First Round

A31	Mo.- St. Louis	H	W	3-0
S2	UCLA	H	W	2-0
S8	Connecticut	H	W	2-1
S10	Boston College	A	W	2-0
S14	Evansville	H	W	3-0
S16	Cleveland State	A	W	2-1
S21	Loyola (Md.)	H	W	3-1
S25	Harris-Stowe	A	W	5-0
S29	Rockhurst	A	W	5-0
O5	Indiana	H	L	1-3
O7	Cincinnati	A	W	5-0
O12	Hartwick	H	W	2-1
O14	Quincy	H	L	0-1
O18	Long Island	A	W	1-0
O20	Fairleigh Dickinson	A	L	0-1
O25	Rollins	A	W	2-1
O27	South Florida	A	W	4-2
N2	SIUE <	N	L	0-2
N17	SIUE #	A	L	1-2

< game played at Busch Stadium (St. Louis)

NCAA Tournament game

1980

Record: 13-5-2

Head Coach: Harry Keough

◆NCAA Quarterfinals

S1	Marquette #	N	W	2-1
S2	UW-Milwaukee #	A	L	0-1
S5	Connecticut	A	L	0-2
S7	Mo.-St. Louis	A	W	3-0
S12	Cleveland State •	H	W	1-0
S14	Notre Dame	H	W	6-1
S19	SMU	A	W	2-0
S21	TCU	A	W	4-0
S27	Hartwick	A	W	3-1
S29	Penn State	A	L	2-3
O5	Indiana	A	W	3-0

O11	Quincy	A	W	4-2
O13	San Francisco	H	L	0-1
O17	South Florida	H	W	2-1
O19	Rockhurst	H	T	1-1
O24	Avila •	H	T	1-1
O26	Rollins	H	W	7-0
O30	SIUE <	N	W	5-1
N30	SMU #	H	W	3-1
D7	San Francisco #	H	L	2-3

! Wis.-Milwaukee Tournament

< game played at Busch Stadium (St. Louis)

NCAA Tournament game

• denotes overtime session

1981

Record: 11-3-4

Head Coach: Harry Keough

◆NCAA Second Round

S2	Connecticut •	A	L	3-4
S4	Fairleigh Dickinson	A	W	4-1
S12	Cleveland State •	A	W	2-1
S13	Notre Dame •	A	L	3-4
S16	Evansville •	A	T	3-3
S19	Alabama A&M	H	W	2-1
S21	SMU •	H	T	2-2
S26	Rockhurst	H	W	2-0
O2	Indiana	H	W	1-0
O4	Wisconsin •	H	T	0-0
O6	North Texas State	H	W	2-0
O9	Quincy	H	W	3-1
O22	Rollins	A	T	1-1
O24	South Florida	A	W	2-1
O30	SIUE <	N	W	2-1
N8	Brown	H	W	4-0
N10	Mo.-St. Louis	H	W	3-1
N20	Eastern Illinois #	A	L	0-1

< game played at Busch Stadium (St. Louis)

NCAA Tournament game

• denotes overtime session

1982

Record: 9-7-2

Head Coach: Harry Keough

S2	Mo.-St. Louis	A	W	3-0
S5	Quincy	H	W	4-1
S10	North Texas State	A	T	1-1
S12	SMU	A	L	1-2
S15	Philadelphia Textile •	H	T	0-0
S17	Santa Clara	A	L	0-3
S18	San Jose State	A	W	3-0
S24	Alabama A&M	H	W	3-2
S26	Cleveland State	H	L	1-2
O2	Indiana	A	L	0-4
O9	Quincy	A	W	4-1
O15	Eastern Illinois	A	L	0-1
O16	Western Illinois !	N	W	3-0
O19	Avila	H	W	3-2
O22	Rockhurst	H	W	3-1
O24	Creighton	H	W	2-0
O29	SIUE	A	L	0-2
O31	Rollins	H	L	0-1

• denotes overtime session

! game played in Charleston, Ill.

1983

Record: 15-4-2

Head Coach: Joe Clarke

◆NCAA Third Round

S3	Loyola Chicago !	H	W	8-1
S4	NE Louisiana !	H	W	3-2
S10	Mo.-St. Louis	H	W	3-1
S16	at Western Illinois	A	W	3-0



YEAR-BY-YEAR RESULTS

S18 Quincy	A	W	2-1
S20 Illinois State	A	W	5-1
S23 North Texas State	H	W	5-1
S25 SMU	H	W	3-1
S30 Indiana	H	T	2-2
O2 Rockhurst	A	W	1-0
O7 Quincy	H	W	3-1
O16 Alabama A&M	A	L	0-4
O19 Tulsa	H	W	4-1
O22 Eastern Illinois	H	L	0-3
O28 SIU Edwardsville <	N	W	3-1
N4 Evansville	A	W	1-1
N6 Rollins	A	W	5-1
N9 South Florida	A	L	0-1
N16 SMU #	H	W	2-1
N20 Eastern Illinois #	A	W	2-1
N27 Indiana #	A	L	1-2

! adidas All-Star Invitational (St. Louis)
< game played at Busch Stadium (St. Louis)
NCAA Tournament game

1984

Record: 11-5-3

Head Coach: Joe Clarke

◆NCAA Third Round

S1 Creighton	H	W	5-0
S9 Mo.-St. Louis •	A	W	2-1
S13 Eastern Michigan	H	W	7-0
S15 Loyola (Md.) •	H	T	1-1
S18 Western Illinois	H	W	2-1
S21 North Texas State	A	L	0-2
S23 SMU	A	W	1-0
S28 Indiana •	A	T	2-2
S30 San Francisco	H	L	1-2
O7 Notre Dame	H	W	3-1
O12 Wisconsin	H	W	4-1
O14 Michigan State	H	L	1-3
O17 Quincy	A	W	1-0
O21 Eastern Illinois	A	L	0-1
O26 SIUE • <	N	W	1-0
N2 South Carolina • !	N	T	0-0
N3 at Florida Int'l. !	A	W	2-1
N23 SMU #	H	W	5-3
D2 Indiana #	A	L	2-4

! Florida International Tournament
< game played at Busch Stadium (St. Louis)
NCAA Tournament game
• denotes overtime session

1985

Record: 10-7-4

Head Coach: Joe Clarke

S1 Creighton	H	W	3-2
S3 at Northern Illinois	A	W	2-0
S6 N.C. State • !	H	T	1-1
S7 Penn State !	H	L	1-2
S13 California \$	N	L	0-2
S14 San Francisco • \$	A	T	0-0
S20 North Texas State %	N	L	0-1
S21 SMU	H	L	0-2
S27 Indiana <	N	W	2-1
O1 Western Illinois	A	L	0-1
O5 Michigan State	H	W	2-0
O11 Marquette	A	W	4-1
O13 Wisconsin	A	W	1-0
O16 Quincy	H	W	4-0
O19 Eastern Illinois	H	W	3-2
O25 SIU Edwardsville <	N	W	4-1
O29 Mo.-St. Louis	H	W	4-2
11/1 Boston College	A	L	0-1
11/3 Connecticut •	A	L	2-3
11/6 Illinois State •	H	T	2-2

N10 Evansville •	A	T	1-1
------------------	---	---	-----

! SLU Puma Invitational (St. Louis)
\$ MetLife Invitational (San Francisco, Calif.)
% game played in Edwardsville, Ill.
< game played at Busch Stadium (St. Louis)
• denotes overtime session

1986

Record: 13-5-2

Head Coach: Joe Clarke

◆NCAA Second Round

A31 Washington (Mo.)	A	W	2-0
S6 Clemson	H	T	2-2
S9 Mo.-St. Louis	A	W	2-0
S13 Fresno State \$	N	L	1-2
S14 San Francisco \$	A	W	1-0
S19 Evansville	H	L	1-2
S20 South Carolina	H	L	2-3
S26 Michigan State	A	T	1-1
S28 Indiana	A	W	3-1
O4 Florida Int'l !	N	W	3-0
O5 Old Dominion !	N	W	2-1
O8 Illinois State	H	W	2-1
O11 Northern Illinois	H	W	2-1
O14 Quincy	A	W	2-0
O18 Eastern Illinois	A	W	3-0
O24 North Texas State	A	W	1-0
O26 SMU	A	L	0-2
N1 SIUE	A	W	1-0
N8 Western Illinois	W	H	3-2
N16 California #	H	W	2-0
N23 SMU #	A	L	1-3

\$ MetLife Invitational (San Francisco, Calif.)
! Purple Aces Classic (Evansville, Ind.)
NCAA Tournament game

1987

Record: 12-7-4 (No MCC reg-season)

Head Coach: Joe Clarke

◆NCAA First Round

S1 Washington (Mo.)	A	T	3-3
S5 Wisconsin !	N	W	2-0
S6 UW-Milwaukee !	A	W	1-0
S11 Loyola Chicago	H	W	3-1
S17 Quincy	H	L	2-4
S20 Evansville	A	W	1-0
S25 Air Force	H	W	3-1
S27 Indiana	H	L	1-3
O2 Penn State \$	N	W	4-1
O4 Clemson \$	A	L	1-5
O8 Illinois State	A	L	1-2
O10 Northern Illinois	H	W	2-1
O12 Mo.-St. Louis	H	W	2-1
O16 San Francisco %	N	T	1-1
O18 Virginia %	N	T	1-1
O21 Bradley	H	W	7-0
O23 North Texas State	H	T	1-1
O25 SMU	H	L	1-2
O30 SIU Edwardsville	H	W	2-0
N4 Eastern Illinois	H	W	1-0
N7 Dayton ^	N	W	4-0
N8 Evansville ^	N	L	1-2
N15 San Diego State #	H	L	1-2

Wis.-Milwaukee Tournament
\$ Clemson Umbro Tournament
% SMU Soccer Classic
^ MCC Tournament (Indianapolis, Ind.)
NCAA Tournament game

1988

Record: 18-4-2 (No MCC reg-season)

Head Coach: Joe Clarke

◆NCAA Second Round

S2 Washington (Mo.)	A	W	2-0
S4 Mo.-St. Louis	A	W	1-0
S7 Ohio State	H	W	2-0
S10 Evansville	H	T	2-2
S13 Quincy •	A	W	1-0
S16 Air Force •	A	L	2-3
S18 New Mexico	N	W	4-0
S23 Xavier	A	W	4-0
S25 Indiana	A	L	0-3
S28 Missouri State	H	W	4-0
O2 Loyola Chicago	H	W	2-0
O5 Illinois State	H	W	1-0
O8 SIUE	A	W	5-0
O11 Akron	H	W	2-0
O14 Princeton !	N	W	4-1
O16 Rutgers !	H	W	2-0
O19 Bradley	H	W	11-0
O21 North Texas	A	W	2-1
O23 SMU	A	T	0-0
O27 Eastern Illinois •	A	W	4-3
O30 Western Illinois	H	W	5-0
N5 Dayton ^ +	H	W	1-0
N6 Notre Dame ^	H	L	0-2
N20 SMU • #	H	L	1-2

! Played at Air Force
Rutgers MetLife Classic
^ MCC Tournament (St. Louis, Mo.)
+ Dayton forfeits, actual score 2-0
NCAA Tournament match
• denotes overtime session

1989

Record: 18-5-2 (5-1-0 MCC)

Head Coach: Joe Clarke

◆NCAA First Round

S2 Notre Dame !	N	W	2-0
S3 Indiana !	A	T	1-1
S6 Washington (Mo.)	A	W	1-0
S8 Mo.-St. Louis	H	W	3-0
S10 Evansville*	A	L	0-3
S13 Western Illinois •	A	W	3-1
S15 Xavier*	A	W	4-0
S17 Dayton*	A	W	1-0
S20 Quincy	H	W	3-2
S22 Xavier*	H	W	4-0
S24 Evansville*	H	W	3-0
S29 SIUE •	H	W	3-1
O1 Northern Illinois	H	W	2-0
O4 Illinois State	A	W	1-0
O7 Dayton*	H	W	3-0
O13 Loyola (Md.)	A	L	1-3
O15 George Mason	A	T	0-0
O20 North Texas	H	W	3-2
O22 SMU	H	L	0-1
O26 Eastern Illinois	H	W	4-1
O29 Akron	A	W	1-0
N2 Detroit ^	A	W	3-1
N3 Notre Dame ^	H	W	2-1
N5 Evansville ^	H	L	1-4
N12 Fresno State #	H	L	1-2

! adidas MetLife Classic (Bloomington, Ind.)
** Midwest Collegiate Conference match*
^ MCC Tournament (St. Louis, Mo.)
NCAA Tournament
• denotes overtime session

1990

Record: 18-5-2 (5-1-0 MCC)

Head Coach: Joe Clarke

◆NCAA Second Round

S1 Evansville*	H	L	0-1
S4 Loyola Chicago*	H	W	1-0
S7 vs. Virginia#	N	T	1-1
S8 San Francisco#	N	W	3-2
S12 Western Illinois	H	W	3-0
S14 Notre Dame*	A	W	3-2
S16 Detroit*	A	W	5-1
S21 Marquette*	H	W	1-0
S23 Indiana	H	L	1-2
S29 SIUE	A	W	3-2
O3 Illinois State	H	W	2-1
O5 Xavier*	A	W	2-0
O7 Dayton*	A	W	3-0
O12 Howard %	H	W	1-0
O13 Loyola (Md.) %	H	W	1-0
O16 Butler*	H	L	1-2
O19 North Texas	A	W	3-2
O21 SMU	A	T	1-1
O26 Northern Illinois	H	W	3-0
O26 Quincy	A	W	3-0
O29 Notre Dame ^	H	W	1-0
N1 Marquette ^	H	W	2-0
N2 Evansville ^	H	L	0-1
N11 George Mason #	H	W	1-0
N17 at Indiana	A	L	1-2

Indiana MetLife Classic
% Saint Louis Classic
** Midwest Collegiate Conference match*
^ MCC Tournament (St. Louis, Mo.)

1991

Record: 20-2-2 (5-0-0 MCC)

Head Coach: Joe Clarke

◆NCAA Semifinals

◆GMW Tournament Champions

◆GMW Reg.-Season Champions

S6 Penn State !	N	W	2-1
S8 Stanford • !	N	T	1-1
S11 Tulsa	H	W	3-0
S13 Notre Dame	H	W	2-0
S15 Evansville	A	W	2-0
S20 DePaul*	A	W	3-1
S22 Indiana	A	L	1-2
S27 SIUE	H	W	3-2
O2 Illinois State	A	W	2-1
O5 San Diego State • \$	H	T	0-0
O6 Quincy \$	H	W	3-0
O12 UAB* @	N	W	1-0
O13 Marquette* •	A	W	2-1
O18 North Texas	H	W	3-0
O20 SMU	H	W	2-0
O23 Memphis State*	H	W	6-2
O26 Northern Illinois	A	T	2-2
O30 Eastern Illinois	A	W	1-0
N3 Cincinnati*	H	W	3-1
N9 Marquette ^	H	W	5-0
N10 Cincinnati ^	H	W	5-0
N23 North Carolina #	H	W	4-0
N30 N.C. State #	H	W	3-0
D6 Virginia ••• #	N	L	2-3

! adidas MetLife Classic (Bloomington, Ind.)
\$ St. Louis Soccer Master-Umbro Classic
** Great Midwest Conference match*
@ Milwaukee, Wis.
^ GMW Tournament (St. Louis, Mo.)
NCAA Tournament (N-site at Tampa, Fla.)
• denotes overtime session



YEAR-BY-YEAR RESULTS

1992

Record: 18-4-1 (4-0-1 GMW)

Head Coach: Joe Clarke

- ◆ NCAA Second Round
- ◆ GMW Reg-Season Champions
- ◆ GMW Tournament Champions

S5	South Florida !	N	W	2-0
S7	Florida International	A	W	4-3
S10	Northern Illinois	H	W	3-0
S13	South Carolina	A	L	1-3
S18	Eastern Illinois	H	W	2-1
S20	Indiana	H	W	2-0
S26	SIUE	A	W	1-0
O2	Creighton • \$	H	L	1-2
O3	Boston College \$	H	W	3-0
O7	Evansville •	H	W	3-1
O10	Memphis State* •	A	T	1-1
O11	UAB* %	N	W	3-0
O14	Quincy •	A	W	4-2
O16	DePaul*	H	W	4-0
O17	Marquette*	H	W	3-0
O23	SMU	A	W	3-1
O25	North Texas	A	L	1-4
O30	Illinois State •	H	W	2-0
N1	Cincinnati*	A	W	1-0
N7	Cincinnati ^	H	W	7-1
N8	Memphis State ^	H	W	4-1
N15	Bowling Green #	A	W	2-1
N22	Duke #	A	L	3-4

! game played in Miami, Fla.

\$ St. Louis Soccer Master-Umbro Classic

% Memphis, Tenn.

* Great Midwest Conference match

^ GMW Tournament (St. Louis, Mo.)

NCAA Tournament

• denotes overtime session

1993

Record: 16-5-1 (6-0-0 GMW)

Head Coach: Joe Clarke

- ◆ NCAA Second Round
- ◆ GMW Reg-Season Champions
- ◆ GMW Tournament Champions

S4	Loyola Chicago	H	W	4-1
S6	Dayton*	H	W	9-0
S11	Creighton	A	L	0-1
S17	Memphis State*	H	W	4-0
S19	Indiana	A	L	0-3
S24	SIUE	H	W	3-0
S26	Quincy	H	W	3-1
O1	San Francisco • !	N	L	2-3
O3	Stanford !	A	W	3-0
O5	Evansville	A	W	1-0
O10	UAB*	H	W	5-1
O12	Tulsa	H	W	5-3
O15	DePaul*	A	W	3-0
O17	Marquette*	A	W	3-0
O22	SMU	H	W	2-0
O24	North Texas	H	W	4-0
O29	Illinois State	A	W	1-0
O31	Cincinnati*	H	W	6-0
N6	Dayton ^	N	W	5-1
N7	Memphis State • ^	A	L	0-1
N14	Portland • # +	A	T	0-0
N20	San Francisco #	A	L	1-2

! Stanford Tournament

* Great Midwest Conference match

^ GMW Tournament (Memphis, Tenn.)

NCAA Tournament

+ SLU advances on PKs

• denotes overtime session

1994

Record: 16-6-0 (5-1-0 GMW)

Head Coach: Joe Clarke

- ◆ NCAA First Round

S3	North Carolina • !	N	W	2-1
S4	South Carolina !	N	W	1-0
S7	DePaul*	H	W	8-3
S10	Marquette*	H	W	1-0
S16	Charlotte	H	W	2-1
S18	Indiana	H	L	0-4
S23	Dayton* •	A	W	3-1
S25	Cincinnati*	A	W	6-0
O4	Tulsa	A	W	3-2
O7	Memphis*	A	W	3-2
O9	UAB*	A	L	0-4
O12	Furman	A	W	1-0
O15	SIUE	A	W	4-1
O17	Quincy	A	W	2-0
O21	UALR \$	N	W	4-2
O23	SMU	A	L	2-4
O29	Creighton •	H	W	2-1
N2	Illinois State	H	W	2-1
N5	Evansville	H	L	0-2
N10	Dayton ^	N	W	2-1
N11	Marquette ^	N	L	0-1
N20	Creighton #	H	L	1-2

! adidas MetLife Classic (Bloomington, Ind.)

\$ at SMU (Dallas, Texas)

* Great Midwest Conference match

^ GMW Tournament (Birmingham, Ala.)

1995

Record: 15-6-1 (6-1-1 C-USA)

Head Coach: Joe Clarke

- ◆ NCAA First Round

- ◆ C-USA Tournament Champions

S2	Boston U. !	N	L	0-2
S3	N.C. State !	N	W	5-1
S8	SIU Edwardsville	H	W	4-0
S10	Cincinnati	H	W	4-1
S14	Charlotte*	A	W	4-3
S17	Indiana	A	L	0-1
S22	DePaul*	A	W	6-1
S27	Eastern Illinois	H	W	4-0
S30	South Florida*	H	W	4-0
O3	Evansville	A	W	3-1
O6	Memphis*	H	W	4-0
O8	Quincy	H	W	5-1
O14	Davidson \$	N	W	3-1
O15	South Carolina \$	A	L	3-4
O20	UAB* • %	H	T	0-0
O22	SMU %	H	L	1-2
O28	Louisville*	A	W	2-0
N3	Marquette*	A	L	0-1
N9	Memphis ^	N	W	1-0
N10	South Florida ^	N	W	3-2
N12	Charlotte ^	N	W	2-0
N19	SMU • #	A	L	1-4

! adidas MetLife Classic (Bloomington, Ind.)

\$ MetLife Classic (Columbia, S.C.)

% Saint Louis Umbro Tournament

* Conference USA match

^ C-USA Tournament (Milwaukee, Wis.)

NCAA Tournament

• denotes overtime session

1996

Record: 5-10-3 (5-2-1 C-USA)

Head Coach: Joe Clarke

A31	Marquette	H	W	5-0
S6	American !	N	L	0-2
S8	Virginia • !	A	L	1-2
S14	Creighton \$	N	L	1-3

S15	SMU \$	A	L	1-4
S21	South Florida*	A	L	1-3
S25	Cincinnati* •	A	T	0-0
S29	Ohio State •	H	T	4-4
O2	DePaul*	H	W	3-0
O5	Loyola Chicago	H	L	1-2
O11	Louisville*	H	W	4-1
O13	Memphis*	A	W	1-0
O18	UAB*	A	L	1-2
O20	Charlotte*	H	W	3-2
O25	CSU-Fullerton • %	N	T	0-0
O27	UCLA %	A	L	2-3
N3	Evansville	H	L	1-3
N12	Memphis ^	H	L	0-1

! Virginia Tournament (Charlottesville, Va.)

\$ SMU Tournament (Dallas, Texas)

% UCLA Tournament (Los Angeles, Calif.)

* Conference USA match

^ C-USA Tournament

1997

Record: 16-5-4 (5-2-1 C-USA)

Head Coach: Bob Warming

- ◆ NCAA Semifinals

- ◆ C-USA Tournament Champions

A29	#6 Creighton •	H	T	1-1
A31	#6 Creighton	A	L	0-1
S5	#20 Clemson !	N	W	2-1
S6	#7 Rutgers • !	N	W	2-1
S12	Missouri State • \$	H	T	1-1
S14	#1 UCLA \$	H	L	0-2
S19	UMKC	H	W	3-0
S21	South Florida*	H	W	3-1
S26	Memphis* •	A	W	2-1
S28	Ohio State	A	W	1-0
O3	Louisville*	A	L	0-1
O5	Cincinnati* •	A	T	1-1
O10	Charlotte*	A	L	1-2
O12	UAB*	A	W	3-0
O19	Evansville	A	W	1-0
O24	#17 Marquette*	H	W	2-1
O26	DePaul* •	H	W	2-1
O31	Butler	H	W	1-0
N8	Louisville ^	H	W	1-0
N14	#13 Marquette ^	N	W	2-0
N16	South Florida • ^	A	W	3-1
N23	#18 Missouri State #	H	W	2-0
N30	#7 Creighton #	H	W	1-0
D7	#2 SMU ••• # +	A	T	0-0
D12	#6 Virginia #	N	L	1-3

! adidas Foot Locker Tourney (Bloomington, Ind.)

\$ SLU Umbro Classic

* Conference USA match

^ C-USA Tournament (N-site at Tampa, Fla.)

+ SLU advances on PKs

NCAA Tournament (N-site at Richmond, Va.)

• denotes overtime session

1998

Record: 14-5-1 (6-1-1 C-USA)

Head Coach: Bob Warming

- ◆ NCAA First Round

- ◆ C-USA Reg-Season Co-Champs.

S1	Tulsa	H	W	3-0
S4	#10 Creighton !	A	L	0-1
S6	Drake !	N	W	2-1
S9	Missouri State	H	W	2-1
S11	Hartford \$	N	L	0-1
S13	California \$	N	W	2-0
S18	Evansville	H	W	3-2
S20	#1 SMU	H	W	3-0
S25	Marquette* •	A	W	2-1

S27	DePaul* •	A	W	3-2
O2	Louisville* •	H	W	1-0
O4	Cincinnati* •	A	T	1-1
O9	#23 Charlotte*	H	W	1-0
O11	UAB*	H	W	2-0
O16	Memphis*	H	W	2-0
O23	South Florida* •	A	L	1-2
O26	#19 Butler	A	W	3-0
O30	UMKC	H	W	5-2
N7	Memphis • ^	H	L	0-1
N22	#11 Creighton •• #	H	L	1-4

Creighton Ameritas Kickoff Classic

\$ UAB Nike Classic (Birmingham, Ala.)

* Conference USA match

NCAA Tournament

1999

Record: 17-4-2 (7-1-0 C-USA)

Head Coach: Bob Warming

- ◆ NCAA Second Round

- ◆ C-USA Reg-Season Co-Champs.

S1	Westminster	H	W	4-0
S3	#14 Butler !	N	W	2-0
S5	#1 Indiana • !	N	W	1-0
S9	Missouri State •	H	T	1-1
S12	#6 Creighton	H	L	0-1
S17	#7 SMU • \$	A	W	1-0
S18	Charleston \$	N	W	3-0
S25	Memphis*	H	W	4-0
S30	Tulsa	H	W	5-0
O3	#16 Cincinnati*	A	W	1-0
O6	DePaul*	A	W	2-1
O9	South Florida*	H	W	3-2
O13	UMKC •	H	W	2-1
O17	Charlotte*	A	W	2-1
O24	UAB*	A	L	2-3
O27	Marquette* •	H	W	4-3
O30	Louisville*	H	W	4-1
N6	#25 California • %	A	T	1-1
N7	#17 Stanford %	N	W	2-0
N12	Cincinnati ••• ^	N	W	3-2
N14	#22 UAB	A	L	0-4
N21	Illinois-Chicago #	H	W	3-2
N28	#3 UCLA #	H	L	0-2

! adidas Classic (Bloomington, Ind.)

\$ SMU Tournament (Dallas, Texas)

% adidas Tournament (Berkeley, Calif.)

* Conference USA match

^ C-USA Tournament (N-site at Birmingham, Ala.)

NCAA Tournament

• denotes overtime session

2000

Record: 13-3-3 (6-1-1 C-USA)

Head Coach: Dan Donigan

- ◆ NCAA First Round

- ◆ C-USA Reg-Season Champions

- ◆ C-USA Tournament Champions

S1	Vanderbilt	H	W	9-0
S8	California !	H	W	3-0
S10	SMU !	H	L	2-3
S15	James Madison \$	N	L	1-2
S17	Cornell \$	N	W	3-1
S23	Missouri State •	H	T	1-1
S27	DePaul*	H	W	4-0
S30	UAB*	H	W	1-0
O6	Rutgers • %	A	W	2-1
O8	#3 St. John's • %	N	W	1-0
O14	Louisville*	A	W	3-1
O18	Cincinnati* •	H	T	0-0
O21	Charlotte*	H	L	0-2
O24	Marquette*	A	W	1-0
O28	Memphis* •	A	W	1-0



YEAR-BY-YEAR RESULTS

N4	South Florida*	A	W	4-3
N10	Memphis ^	H	W	3-2
N12	UAB ^	H	W	2-1
N18	Kentucky *** # +	H	T	0-0

Saint Louis Nike Classic

\$ Vanderbilt Classic

% Rutgers adidas Classic

* Conference USA match

^ C-USA Tournament

NCAA Tournament

+ Kentucky advances on PKs

• denotes overtime session

2001

Record: 18-2-0 (9-1-0 C-USA)

Head Coach: Dan Donigan

◆ NCAA Quarterfinals

◆ C-USA Reg.-Season Champions

◆ C-USA Tournament Champions

S1	Eastern Illinois	H	W	4-1
S7	#10 Rutgers !	H	W	1-0
S9	#4 North Carolina !	H	W	2-1
S23	East Carolina*	A	W	5-1
S26	Missouri State	H	W	2-1
S29	TCU*	H	W	4-0
O3	DePaul*	A	W	3-0
O6	Memphis*	H	W	3-2
O13	Cincinnati*	A	W	4-0
O20	#25 South Florida*	H	W	5-1
O24	UAB*	A	L	0-1
O27	Louisville*	H	W	2-1
O31	Western Illinois	H	W	2-0
N3	Marquette*	H	W	2-1
N7	Charlotte*	A	W	3-1
N16	Charlotte ^	N	W	4-1
N18	Marquette ^	N	W	2-0
N25	UMKC #	H	W	2-1
D1	Loyola (Md.) #	H	W	3-0
D7	#2 Stanford #	A	L	0-1

! Saint Louis Nike Classic

* Conference USA match

^ C-USA Tournament (Tampa, Fla.)

NCAA Tournament

2002

Record: 15-4-2 (7-2-1 C-USA)

Head Coach: Dan Donigan

◆ NCAA Third Round

◆ C-USA Reg.-Season Champions

◆ C-USA Tournament Champions

A31	#24 Wake Forest • !	N	T	1-1
S2	#4 North Carolina !	A	L	1-2
S7	Marquette*	A	L	0-1
S13	Missouri State \$	H	W	2-1
S15	James Madison \$	H	W	3-1
S21	UAB*	H	W	3-0
S25	Charlotte*	H	W	2-0
S28	Louisville*	A	W	2-0
O2	Eastern Illinois*	H	W	4-0
O5	#10 Furman	H	W	2-0
O9	Air Force	H	W	4-2
O12	Cincinnati*	H	W	2-1
O19	South Florida*	A	L	1-2
O23	TCU*	A	T	3-3
O30	DePaul*	H	W	5-1
N2	Memphis*	A	W	2-1
N9	East Carolina*	H	W	6-0
N15	Louisville ^	H	W	3-1
N17	Cincinnati ^	H	W	3-2
N27	New Mexico #	H	W	1-0
D2	#2 Maryland • #	A	L	0-1

! UNC Nike Classic

\$ SLU Nike Classic

* Conference USA match

^ C-USA Tournament

NCAA Tournament

• denotes overtime session

2003

Record: 15-4-3 (6-2-1 C-USA)

Head Coach: Dan Donigan

◆ NCAA Quarterfinals

◆ C-USA Reg.-Season Co-Champs.

◆ C-USA Tournament Champions

A29	Akron !	N	W	1-0
A31	#14 Virginia • !	A	W	3-2
S5	#19 Clemson \$	N	W	2-0
S7	#14 Furman • \$	A	W	1-0
S13	#16 Fla. InternationalH	W	1-0	
S20	Charlotte* •	A	W	2-0
S24	Western Illinois •	H	T	4-4
S27	Louisville*	H	L	0-2
O1	Marquette* •	H	T	0-0
O5	East Carolina*	A	W	2-1
O8	DePaul*	A	W	1-0
O11	USF* •	H	W	2-1
O18	#21 Cincinnati* •	A	L	3-4
O24	#24 Indiana	A	L	1-2
O29	Memphis* •	H	W	2-1
N2	Bradley	H	W	-0
N8	#20 UAB*	A	W	3-1
N14	#24 UAB ^	N	W	5-1
N16	Charlotte • ^ +	N	T	2-2
N26	Binghamton • #	H	W	1-0
N30	#13 Washington • #	H	W	3-2
D7	#2 Maryland #	A	L	2-4

! Virginia adidas Classic

\$ Furman Soccer Classic

* Conference USA match

^ C-USA Tournament (Memphis, Tenn.)

+ SLU wins C-USA championship on PKs

NCAA Tournament

• denotes overtime session

2004

Record: 9-8-1 (5-3-1 C-USA)

Head Coach: Dan Donigan

S1	UMSL	H	W	8-0
----	------	---	---	-----

S4	Marquette*	H	W	3-0
----	------------	---	---	-----

S10	#24 SMU • !	H	L	0-1
-----	-------------	---	---	-----

S12	#11 Virginia !	H	W	2-1
-----	----------------	---	---	-----

S17	George Mason \$	N	L	0-3
-----	-----------------	---	---	-----

S18	#7 St. John's \$	A	L	0-1
-----	------------------	---	---	-----

S25	#16 South Florida* •	A	T	2-2
-----	----------------------	---	---	-----

S29	DePaul*	H	W	4-0
-----	---------	---	---	-----

O2	Charlotte*	H	L	0-2
----	------------	---	---	-----

O6	Missouri State	H	W	3-2
----	----------------	---	---	-----

O9	#24 UAB*	H	W	2-1
----	----------	---	---	-----

O16	Louisville*	A	W	3-0
-----	-------------	---	---	-----

O20	Cincinnati*	H	L	0-1
-----	-------------	---	---	-----

O23	#22 Memphis*	A	L	0-2
-----	--------------	---	---	-----

O29	East Carolina*	H	W	1-0
-----	----------------	---	---	-----

O31	#8 Indiana •	H	L	1-2
-----	--------------	---	---	-----

N12	South Florida ^	N	W	2-0
-----	-----------------	---	---	-----

N13	Memphis ^	N	L	0-1
-----	-----------	---	---	-----

* Conference USA match

! SLU Nike Classic

\$ St. John's Nike Classic

^ C-USA Tournament (Louisville, Ky.)

• denotes overtime session

2005

Record: 9-5-5 (6-1-2 A-10)

Head Coach: Dan Donigan

◆ A-10 Reg.-Season Co-Champs.

S1	UMKC	H	W	3-0
----	------	---	---	-----

S3	#3 Duke	H	L	1-3
----	---------	---	---	-----

S9	#1 Indiana • !	N	T	1-1
----	----------------	---	---	-----

S11	#17 Notre Dame • !	A	L	0-1
-----	--------------------	---	---	-----

S16	SMU \$	A	W	4-2
-----	--------	---	---	-----

S17	Tulsa \$	N	L	1-4
-----	----------	---	---	-----

S24	Northern Illinois	H	L	0-1
-----	-------------------	---	---	-----

O1	Michigan	H	W	2-1
----	----------	---	---	-----

O7	Temple*	H	W	2-1
----	---------	---	---	-----

O9	Saint Joseph's*	H	W	8-0
----	-----------------	---	---	-----

O14	Rhode Island* •	H	W	2-1
-----	-----------------	---	---	-----

O16	Massachusetts*	H	W	5-0
-----	----------------	---	---	-----

O22	Duquesne* •	A	W	3-2
-----	-------------	---	---	-----

O28	George Washington* A	L	0-2
-----	----------------------	---	-----

O30	La Salle* •	A	T	1-1
-----	-------------	---	---	-----

N4	Charlotte* •	A	T	1-1
----	--------------	---	---	-----

N6	Richmond*	A	W	3-0
----	-----------	---	---	-----

A-10 Tournament / St. Louis, Mo.

N11	Dayton • ^ +	H	T	1-1
-----	--------------	---	---	-----

N13	Rhode Island • ^ @	H	T	2-2
-----	--------------------	---	---	-----

! Notre Dame Tournament

\$ SMU Classic

* Atlantic 10 Conference match

^ A-10 Tournament (St. Louis, Mo.)

+ SLU advances on PKs

@ URI advances on PKs

• denotes overtime session

2006

Record: 13-5-2 (8-0-1 A-10)

Head Coach: Dan Donigan

◆ NCAA Second Round

◆ A-10 Reg.-Season Champions

A26	Illinois-Chicago	H	L	0-1
-----	------------------	---	---	-----

S1	Notre Dame • !	N	T	0-0
----	----------------	---	---	-----

S3	#2 Connecticut !	N	W	5-1
----	------------------	---	---	-----

S8	#12 Santa Clara	A	L	1-4
----	-----------------	---	---	-----

S10	Navy %	N	W	2-0
-----	--------	---	---	-----

S15	#9 Indiana	H	W	1-0
-----	------------	---	---	-----

S22	#3 SMU	H	L	0-3
-----	--------	---	---	-----

S26	Missouri State	H	W	1-0
-----	----------------	---	---	-----

S30	Duquesne*	H	W	1-0
-----	-----------	---	---	-----

O6	St. Bonaventure*	H	W	4-2
----	------------------	---	---	-----

O8	#12 Fordham*	H	W	1-0
----	--------------	---	---	-----

O13	Xavier* •	H	T	2-2
-----	-----------	---	---	-----

O15	Dayton*	H	W	2-0
-----	---------	---	---	-----

O20	Saint Joseph's*	A	W	2-0
-----	-----------------	---	---	-----

O22	Temple*	A	W	1-0
-----	---------	---	---	-----

O27	UMass*	A	W	3-1
-----	--------	---	---	-----

O29	Rhode Island*	A	W	3-1
-----	---------------	---	---	-----

N3	Duquesne ^	N	W	1-0
----	------------	---	---	-----

N5	Rhode Island ^	N	L	0-2
----	----------------	---	---	-----

N16	Northwestern #	H	L	0-1
-----	----------------	---	---	-----

\$ Indiana adidas Classic

% played at Santa Clara

* Atlantic 10 Conference match

^ A-10 Tournament (Charlotte, N.C.)

NCAA Tournament

• denotes overtime session

2007

Record: 12-2-5 (8-1-0 A-10)

Head Coach: Dan Donigan

◆ NCAA First Round

◆ A-10 Reg.-Season Champions

A31	#8 SMU •	A	T	1-1
-----	----------	---	---	-----

S7	NC State • !	N	T	1-1
----	--------------	---	---	-----

S9	#2 Duke !	A	L	0-2
----	-----------	---	---	-----

S13	Loyola Marymount \$	H	W	1-0
-----	---------------------	---	---	-----

S15	#2 Indiana \$	H	W	2-1
-----	---------------	---	---	-----

S22	Bradley	A	W	2-0
-----	---------	---	---	-----

S29	Central Florida	H	W	3-0
-----	-----------------	---	---	-----

O6	Buffalo •	H	T	3-3
----	-----------	---	---	-----

O12	St. Bonaventure*	A	W	1-0
-----	------------------	---	---	-----

O14	Duquesne*	A	W	1-0
-----	-----------	---	---	-----

O19	UMass*	H	L	0-1
-----	--------	---	---	-----

O21	Rhode Island*	H	W	3-1
-----	---------------	---	---	-----

O26	Richmond*	A	W	2-0
-----	-----------	---	---	-----

O28	George Washington* A	W	3-1
-----	----------------------	---	-----

N2	Saint Joseph's*	H	W	8-0
----	-----------------	---	---	-----

N4	Temple*	H	W	5-1
----	---------	---	---	-----

N10	Charlotte*	H	W	5-1
-----	------------	---	---	-----

N16	vs. Charlotte • ^ +	N	T	0-0
-----	---------------------	---	---	-----

N23	Ill.-Chicago • # @	H	T	0-0
-----	--------------------	---	---	-----

! Duke/adidas Classic

\$ SLU/Nike Classic

* Atlantic 10 Conference match

^ A-10 Tournament (Dayton, Ohio)



YEAR-BY-YEAR RESULTS

N6	Temple*	A	W	1-0
N8	Saint Joseph's*	A	W	3-0
N13	Rhode Island ^	N	W	3-2
N15	Dayton ^	N	W	2-0
N19	#19 Missouri State #	H	W	2-1
N22	#17 Tulsa • #	A	L	3-4

! Portland Nike Invitational

% at Toyota Park (Bridgeview, Ill.)

\$ Akron Tournament

* Atlantic 10 Conference match

^ A-10 Tournament (Kingston, R.I.)

NCAA Tournament

• denotes overtime session

2010

Record: 9-7-3 (5-3-1 A-10)

Head Coach: Mike McGinty

S1	New Mexico	A	L	2-3
S4	South Florida ••	H	T	0-0
S10	Oral Roberts	H	W	5-2
S17	#2 Tulsa	A	L	1-4
S25	Drake ••	H	W	1-0
S28	Missouri State ••	H	T	0-0
O1	Clemson	A	L	0-1
O8	Duquesne*	A	W	1-0
O10	St. Bonaventure*	A	L	0-1
O15	Richmond*	A	L	0-1
O17	George Washington*	A	W	1-0
O22	#21 Charlotte*	A	L	1-3
O26	UMKC •	H	W	2-1
O29	Temple*	H	W	3-0
O31	Saint Joseph's*	H	W	3-0
N5	Rhode Island*	H	W	1-0
N7	Massachusetts* ••	H	T	2-2
N11	St. Bonaventure ^	N	W	2-1
N12	La Salle ^	N	L	0-2

* Atlantic 10 Conference match

^ A-10 Tournament (Charlotte, N.C.)

• denotes overtime session

2011

Record: 6-10-1 (4-5-0 A-10)

Head Coach: Mike McGinty

A27	Northern Illinois	H	L	1-2
S2	#18 Indiana !	A	L	1-3
S4	#10 Notre Dame •• !	N	W	2-1
S10	#4 Akron	H	L	0-4
S16	#17 South Florida \$	A	W	2-1
S18	Florida Gulf Coast \$	N	L	0-1
S24	Missouri State ••	H	T	1-1
O1	Drake	A	L	3-4
O7	Rhode Island*	A	L	0-1
O9	Massachusetts*	A	L	0-1
O14	Duquesne*	H	W	2-1
O16	St. Bonaventure*	H	W	1-0
O21	Fordham*	A	W	2-1
O23	La Salle ••	A	L	2-3
O28	Dayton*	H	W	3-1
O30	Xavier* ••	H	L	0-1
N5	Charlotte* ••	H	L	1-2

! adidas/IU Credit Union Classic

\$ USF Tournament

* Atlantic 10 Conference match

• denotes overtime session

2012

Record: 16-5-0 (7-2-0 A-10)

Head Coach: Mike McGinty

◆ NCAA Second Round

◆ A-10 Tournament Champions

A24	#12 Indiana !	H	L	1-2
A26	Drake !	H	W	1-0
S1	UMKC	H	W	3-1

S4	#18 Louisville	H	W	1-0
S8	Denver	A	L	1-2
S15	Evansville	H	W	4-1
S22	#7 Creighton	A	W	3-1
S29	Central Arkansas	H	W	3-0
O5	#17 Xavier*	A	L	2-3
O7	Dayton*	A	W	1-0
O12	#21 VCU* ••	H	W	3-2
O14	Richmond	H	W	2-1
O19	Saint Joseph's	A	W	1-0
O21	Temple	A	W	3-1
O26	#22 Charlotte	H	L	0-1
O28	George Washington	H	W	5-0
N4	Butler	H	W	4-0
N8	La Salle ^	N	W	3-1
N9	Xavier ^	N	W	1-0
N11	#19 VCU ^	N	W	3-0
N18	F. Dickinson •• #	H	L	1-2

! Billiken Classic

* Atlantic 10 Conference match

^ A-10 Tournament (Charlotte, N.C.)

NCAA Tournament

• denotes overtime session

2013

Record: 14-5-2 (6-0-2 A-10)

Head Coach: Mike McGinty

◆ A-10 Reg.-Season Champions

A30	Oral Roberts	H	W	3-1
S6	Cincinnati !	A	W	4-0
S8	Northern Illinois •• !	N	W	1-0
S11	Evansville	A	L	1-2
S14	Denver	H	W	1-0
S21	#12 Connecticut	A	L	1-2
S28	Central Arkansas	H	W	4-1
O2	#3 Creighton	H	W	1-0
O6	VCU	A	L	1-2
O11	Fordham*	H	W	2-0
O13	G. Washington* ••	H	T	1-1
O19	#24 Dayton*	H	W	3-1
O25	St. Bonaventure* ••	A	T	2-2
O27	Duquesne*	A	W	2-0
O31	#11 Louisville	A	L	2-3
N3	Saint Joseph's*	H	W	4-1
N8	Rhode Island*	A	W	5-0
N10	Massachusetts*	A	W	2-1
N14	Massachusetts ^	N	W	2-0
N15	La Salle ^	N	W	2-1
N17	George Mason ^	N	L	0-1

! Bearcat Soccer Classic (Cincinnati, Ohio)

* Atlantic 10 Conference match

^ A-10 Tournament (Dayton, Ohio)

• denotes overtime session

2014

Record: 14-5-2 (5-1-2 A-10)

Head Coach: Mike McGinty

◆ NCAA Second Round

A29	Tulsa	H	W	1-0
A31	Virginia Tech	H	W	3-1
S6	Memphis	A	L	0-4
S9	#5 Louisville	H	W	1-0
S13	Evansville	H	W	3-1
S16	UMKC	H	W	2-0
S20	#3 Creighton •	A	W	1-0
S27	Central Arkansas	H	W	2-0
O1	#16 Indiana	A	L	1-3
O5	St. Bonaventure*	H	W	3-0
O10	Davidson* ••	A	T	0-0
O12	George Mason*	A	L	2-3
O17	Duquesne*	H	W	1-0
O19	Massachusetts*	H	W	5-0
O25	Dayton* ••	A	T	2-2

N2	#21 Rhode Island*	H	W	1-0
N7	VCU*	A	W	1-0
N13	La Salle ^	N	W	3-1
N14	Fordham ^	N	L	1-2
N20	Tulsa #	H	W	2-0
N23	#13 Louisville #	A	L	1-2

* Atlantic 10 Conference match

^ A-10 Tournament (Richmond, Va.)

NCAA Tournament

• denotes overtime session

2015

Record: 8-7-2 (4-2-2 A-10)

Head Coach: Mike McGinty

A28	Tulsa •	A	W	1-0
S4	Memphis	H	W	3-0
S11	#11 Akron	A	L	2-3
S15	#10 Louisville •	A	W	3-2
S18	#15 Denver	H	L	0-1
S26	Central Arkansas	H	W	3-1
S30	Indiana ••	H	L	2-3
O3	Rhode Island* ••	A	T	1-1
O7	Dayton* •	H	L	2-3
O10	Massachusetts* ••	A	T	0-0
O14	Wisconsin ••	H	L	1-2
O17	Fordham	H	W	1-0
O21	VCU	H	W	2-0
O24	Davidson	H	W	1-0
O31	St. Bonaventure	A	W	1-0
N7	George Washington* ••	H	L	0-1
N12	Rhode Island ^	N	L	2-4

* Atlantic 10 Conference match

^ A-10 Tournament (Fairfax, Va.)

• denotes overtime session

2016

Record: 7-8-3 (6-2-0 A-10)

Head Coach: Mike McGinty

◆ A-10 Reg.-Season Champions

A26	#5 Wake Forest	A	W	1-0
A28	#8 North Carolina	A	L	0-3
S4	Tulsa ••	H	T	1-1
S10	Marquette ••	H	T	1-1
S15	Denver	A	L	0-2
S20	#13 Louisville	H	L	0-1
S24	VCU ••	H	T	1-1
S27	Wisconsin	A	L	0-2
O1	La Salle*	A	W	2-1
O8	Dayton*	A	W	1-0
O12	Rhode Island*	H	W	1-0
O15	George Mason*	H	W	2-1
O19	Davidson* •	A	W	2-1
O22	St. Bonaventure*	H	W	5-0
O25	#5 Indiana	A	L	0-5
O29	Fordham* ••	H	L	1-2
N5	George Washington	A	L	0-1
N10	Dayton^ •	N	L	1-2

* Atlantic 10 Conference match

^ A-10 Tournament (Davidson, N.C.)

• denotes overtime session

2017

Record: 7-9-1 (4-4-0 A-10)

Head Coach: Mike McGinty

A25	#8 Syracuse •	H	L	1-2
A27	#22 Michigan State	H	L	0-2
S2	#2 Wake Forest	H	L	1-4
S9	Marquette	A	W	1-0
S16	Akron ••	H	T	0-0
S23	#5 Stanford	H	W	2-0
S26	Denver	H	L	1-3
S30	Massachusetts*	H	L	1-3
O4	Duquesne*	A	W	3-0

O11	VCU*	A	L	0-4
O14	George Mason*	A	W	3-2
O18	Dayton*	A	L	0-4
O21	Davidson* •	H	L	0-1
O24	Tulsa •	A	W	2-1
O28	Fordham*	A	W	2-1
N1	Saint Joseph's*	H	W	2-0
N5	#25 Massachusetts^	A	L	0-1

* Atlantic 10 Conference match

^ A-10 Tournament

• denotes overtime session

2018

Record: 6-4-7 (3-1-4 A-10)

Head Coach: Kevin Kalish

A24	#17 Notre Dame ••	A	T	1-1
A26	Memphis	H	L	1-2
S4	Marquette	H	W	3-1
S8	SMU ••	H	T	1-1
S11	#23 Tulsa	A	W	3-0
S16	Central Arkansas	H	W	2-1
S21	SIUE ••	H	T	1-1
S29	Dayton* ••	A	T	2-2
O3	Rhode Island*	A	L	1-3
O6	La Salle*	H	W	4-2
O10	VCU* ••	H	T	0-0
O13	St. Bonaventure*	A	W	2-1
O17	Duquesne* ••	H	T	0-0
O23	#11 Denver	A	L	1-2
O27	George Washington*	H	W	2-0
O31	Saint Joseph's* ••	A	T	3-3
N4	George Mason ^ ••	A	L	0-1

* Atlantic 10 Conference match

^ A-10 Tournament

• denotes overtime session

2019

Record: 10-7 (6-2 A-10)

Head Coach: Kevin Kalish

A31	#9 Notre Dame	H	L	2-3
S6	SMU	A	L	0-2
S13	SIUE ••	A	W	2-1
S17	Tulsa	H	W	1-0
S21	Davidson*	A	W	1-0
S24	Memphis	A	L	2-3
S28	Rhode Island*	H	W	1-0
O1	Marquette	A	W	6-2
O5	Massachusetts*	A	W	2-0
O9	George Mason*	H	W	2-0
O12	La Salle*	A	W	2-0
O15	Denver	H	W	1-0
O19	Dayton*	H	L	1-2
O22	Virginia	A	L	0-3
O26	Duquesne*	A	W	1-0
N2	Fordham*	H	L	0-2
N9	Fordham ^	H	L	0-1

* Atlantic 10 Conference match

^ A-10 Tournament

• denotes overtime session

2020

Record: 9-5 (4-2 A-10)

Head Coach: Kevin Kalish

Season played February-April, 2021,
due to COVID-19 pandemic

F3	Kansas City	H	W	3-0
F6	McKendree	H	W	2-1
F13	Marquette •	A	L	0-1
F22	Butler	A	W	2-0
F26	Xavier !	N	W	3-1
M2	Columbia College	H	L	0-1
M7	Lipscomb	H	W	2-0
M13	Dayton*	H	W	2-0



YEAR-BY-YEAR RESULTS

M17	St. Bonaventure*	A	W	2-0
M20	Duquesne* **	A	L	0-1
M28	Dayton* **	A	L	0-1
A3	St. Bonaventure*	H	W	6-1
A10	Duquesne*	H	W	4-0
A15	Fordham ^	N	L	1-2

! Indianapolis, Ind.

* Atlantic 10 Conference match

^ A-10 Tournament (Dayton, Ohio)

• denotes overtime session

2021

Record: 16-1-4 (8-0-0 A-10)

Head Coach: Kevin Kalish

◆ NCAA Quarterfinals

◆ A-10 Reg.-Season Champions

◆ A-10 Tournament Champions

A26	Louisville	H	W	2-1
A29	Creighton	H	W	4-0
S3	Illinois-Chicago **	H	T	2-2
S6	Memphis	H	W	3-0
S10	SMU **	A	T	1-1
S14	SIUE **	H	T	1-1
S18	Massachusetts*	A	W	3-2
S25	George Mason*	H	W	4-0
S28	Kansas City	A	W	1-0
O2	Fordham*	H	W	2-0
O4	Saint Joseph's*	A	W	3-2
O9	VCU*	A	W	4-1
O16	Dayton*	H	W	2-0
O23	George Washington* A	W	4-0	
O30	Rhode Island*	H	W	3-1
N6	Dayton ^	H	W	2-0
N11	Fordham ^% **	H	T	0-0
N14	Duquesne ^	H	W	2-1
N21	LIU #	H	W	5-1
N27	Duke #	A	W	4-3
D4	Washington #	A	L	0-2

* Atlantic 10 Conference match

^ A-10 Tournament (St. Louis, Mo.)

% SLU advances on PKs

• denotes overtime session

2022

Record: 12-5-3 (6-1-1 A-10)

Head Coach: Kevin Kalish

◆ NCAA Second Round

◆ A-10 Reg.-Season Champions

◆ A-10 Tournament Champions

A25	Louisville	A	L	1-3
A28	Lipscomb	H	L	1-2
S2	Creighton	A	W	3-2
S9	SMU	H	L	0-3
S13	SIUE	A	W	4-1
S17	La Salle*	A	W	3-1
S24	VCU*	H	T	0-0
S27	Marquette*	H	W	2-1
O1	Loyola Chicago*	H	W	2-1
O5	Rhode Island*	A	L	2-3
O8	Fordham*	A	W	2-1
O11	Blackburn	H	W	9-1
O15	George Washington* H	W	1-0	
O22	Dayton*	A	W	3-1
O29	Saint Joseph's*	H	W	1-0
N4	Massachusetts ^	H	W	1-0
N9	Dayton ^% **	H	T	1-1
N13	Loyola Chicago ^% **	H	T	0-0
N17	Memphis #	H	W	4-2
N20	Indiana #	A	L	0-1

* Atlantic 10 Conference match

^ A-10 Tournament (St. Louis, Mo.)

% SLU advances on PKs

• denotes overtime session



SERIES RECORDS

OPPONENT	W-L-T	LAST	OUTCOME	OPPONENT	W-L-T	LAST	OUTCOME
Air Force	12-1-0	2002	SLU 4-2 (H)	Illinois	8-0-0	1966	SLU 4-1 (A)
Akron	8-4-1	2017	Tie 0-0 (H)	Illinois-Chicago	11-1-3	2021	Tie 2-2 (H)
Alabama A&M	2-1-0	1983	A&M 4-0 (A)	Illinois State	8-1-1	1994	SLU 2-1 (H)
American	1-1-0	1996	AU 2-0 (N)	Indiana	17-24-5	2022	IU 1-0 (A)
Avila	1-0-1	1982	SLU 3-2 (H)	Indiana Tech	2-0-0	1962	SLU 14-0 (A)
Ball State	1-0-0	1963	SLU 12-0 (H)	James Madison	2-1-0	2002	SLU 3-1 (H)
Binghamton	1-0-0	2003	SLU 1-0 OT (H)	Kansas City	11-0-0	2021	SLU 1-0 (A)
Blackburn	1-0-0	2022	SLU 9-1 (H)	Kentucky	0-0-1	2000	Tie 0-0 (H)
Boston College	2-1-0	1992	SLU 3-0 (H)	La Salle	9-2-1	2022	SLU 3-1 (A)
Boston University	0-1-0	1995	BU 2-0 (N)	Lipscomb	1-1-0	2022	LIP 2-1 (H)
Bowling Green State	3-0-0	1992	SLU 2-1 (H)	LIU	2-0-0	2021	SLU 5-1 (H)
Bradley	4-0-0	2007	SLU 2-0 (A)	Little Rock	1-0-0	1994	SLU 5-2 (N)
Bridgeport	1-0-0	1959	SLU 5-3 (N)	Louisville	14-6-0	2022	LOU 3-1 (A)
British Columbia	3-0-0	1975	SLU 3-1 (H)	Loyola Chicago	7-1-1	2022	Tie 0-0 (H)
Brown	4-0-0	1981	SLU 4-0 (H)	Loyola (Md.)	4-1-1	2001	SLU 3-0 (H)
Buffalo	0-0-1	2007	Tie 3-3 (H)	Loyola Marymount	1-0-1	2008	Tie 2-2 OT (A)
Butler	5-1-0	2020	SLU 2-0 (A)	MacMurray	7-0-0	1972	SLU 11-0 (H)
California	5-1-1	2000	SLU 3-0 (H)	Marquette	22-4-2	2022	SLU 2-1 (H)
California-Riverside	1-0-0	2008	SLU 3-0 (N)	Maryland	3-3-0	2003	UM 4-2 (A)
Cal State-Fullerton	0-0-1	1996	Tie 0-0 (N)	Massachusetts	8-6-2	2022	SLU 1-0 (H)
Central Arkansas	5-0-0	2018	SLU 2-1 (H)	Memphis	18-8-1	2022	SLU 4-2 (H)
Central Florida	1-0-0	2007	SLU 3-0 (H)	Metropolitan State	1-0-0	1972	SLU 7-1 (H)
Charlotte	12-7-3	2012	CHA 0-1 (H)	Miami (Fla.)	5-0-0	1974	SLU 8-1 (A)
Chicago	5-0-0	1963	SLU 16-0 (A)	Michigan	1-0-0	2005	SLU 2-1 (H)
Cincinnati	15-2-4	2013	SLU 4-0 (A)	Michigan State	10-3-6	2017	MSU 2-0 (H)
City College of New York	1-0-0	1959	SLU 6-2 (N)	UMSL	17-2-2	2004	SLU 8-0 (H)
Clemson	4-5-1	2010	CLEM 1-0 (A)	Missouri State	9-0-5	2011	Tie 1-1 (H)
Cleveland State	11-3-1	1982	CSU 2-1 (H)	Murray State	1-0-0	1971	SLU 11-1 (H)
College of Charleston	1-0-0	1999	SLU 3-0 (N)	National Uruguay	0-1-0	1973	NU 2-1 (H)
Colorado College	3-0-0	1968	SLU 4-0 (A)	Naval Academy	4-1-0	2006	SLU 2-0 (N)
Columbia College	0-1-0	2020	COL 1-0 (H)	Navy Pier	5-0-0	1964	SLU 10-0 (H)
Connecticut	5-4-1	2013	UCONN 2-1 (A)	New Mexico	2-2-0	2010	UNM 3-2 (A)
Cornell	1-0-0	2000	SLU 3-1 (N)	North Carolina	3-2-0	2016	UNC 2-0 (A)
Covenant	1-0-0	1978	SLU 8-1 (A)	North Carolina State	2-0-2	2007	Tie 1-1 (N)
Creighton	10-8-2	2022	SLU 3-2 (A)	Northeastern Louisiana	1-0-0	1983	SLU 3-2 (H)
Davidson	4-1-1	2019	SLU 1-0 (A)	Northern Illinois	12-2-0	2013	SLU 2-1 OT (N)
Davis & Elkins	1-0-0	1973	SLU 2-0 (N)	North Texas	7-4-2	1993	SLU 4-0 (H)
Dayton	20-7-4	2022	Tie 1-1 (A)	Northwestern	2-1-1	2008	Tie 0-0 (H)
Denver	3-5-0	2019	SLU 1-0 (H)	Notre Dame	10-4-3	2019	ND 2-3 (H)
DePaul	14-0-0	2004	SLU 4-0 (H)	Ohio University	3-0-0	1972	SLU 3-1 (A)
Detroit	2-0-0	1990	SLU 5-1 (A)	Ohio State	2-0-1	1997	SLU 1-0 (A)
Drake	4-1-0	2012	SLU 1-0 (H)	Old Dominion	1-0-0	1986	SLU 2-1 (N)
Duke	1-3-0	2021	SLU 4-3 (A)	Oral Roberts	2-0-0	2013	SLU 3-1 (H)
Duquesne	13-1-1	2021	SLU 2-1 (H)	Penn State	2-2-0	1991	SLU 2-1 (N)
East Carolina	4-0-0	2004	SLU 1-0 (H)	Pennsylvania	1-0-0	1973	SLU 2-0 (N)
Eastern Illinois	14-4-0	2002	SLU 4-0 (H)	Philadelphia Textile	0-1-1	1982	Tie 0-0 OT (H)
Eastern Michigan	1-0-0	1984	SLU 7-0 (H)	Pittsburgh	2-0-0	1961	SLU 4-0 (H)
Evansville	12-9-4	2014	SLU 3-1 (H)	Portland	1-1-1	2009	UP 3-1 (A)
Fairleigh Dickinson	2-3-0	2012	FDU 1-2 2OT (H)	Princeton	1-0-0	1988	SLU 4-1 (N)
Florida Gulf Coast	0-1-0	2011	FGCU 1-0 (N)	Purdue	2-0-0	1960	SLU 12-0 (H)
Florida International	6-0-0	2009	SLU 1-0 (N)	Quincy	24-5-3	1995	SLU 5-1 (H)
Fordham	9-6-1	2022	SLU 2-1 (A)	Rhode Island	11-5-2	2022	URI 3-2 (A)
Fresno State	0-2-0	1989	FSU 2-1 (H)	Richmond	4-1-0	2012	SLU 2-1 (H)
Furman	3-0-0	2003	SLU 1-0 OT (A)	Rider	1-0-0	1970	SLU 6-0 (A)
George Mason	5-4-1	2021	SLU 4-0 (H)	Rockhurst	14-1-1	1983	SLU 1-0 (A)
George Washington	7-3-1	2022	SLU 1-0 (H)	Rollins	8-1-1	1983	SLU 5-1 (A)
Georgia Tech	1-0-0	1964	SLU 7-0 (H)	Rutgers	5-0-0	2001	SLU 1-0 (H)
Harris-Stowe	4-0-0	1979	SLU 5-0 (H)	St. Bonaventure	11-1-1	2020	SLU 6-1 (H)
Hartford	0-1-0	1998	UH 1-0 (N)	St. John's	1-1-0	2004	SJ 1-0 (A)
Hartwick	3-0-0	1980	SLU 3-1 (A)	Saint Joseph's	11-0-1	2022	SLU 1-0 (H)
Harvard	1-0-0	1969	SLU 2-1 (A)	SLCC-Florissant Valley	1-0-0	1969	SLU 2-0 (H)
Howard	2-2-0	1990	SLU 1-0 (H)	San Diego	0-0-1	2008	Tie 1-1 OT (N)



SERIES RECORDS

OPPONENT	W-L-T	LAST	OUTCOME
San Diego State	0-1-1	1991	Tie 0-0 OT (H)
San Francisco	11-8-3	1993	USF 2-1 (A)
San Jose State	6-0-0	1982	SLU 3-0 (A)
Santa Clara	2-2-0	2006	SCU 4-1 (A)
Seattle Pacific	0-0-1	1972	Tie 1-1 (A)
South Carolina	1-3-1	1995	USC 4-3 (A)
Southern Illinois	1-1-0	1968	SLU 6-0 (H)
SIU Edwardsville	27-9-3	2022	SLU 4-1 (A)
Southern Methodist	14-16-7	2022	SMU 3-0 (H)
South Florida	25-5-3	2011	SLU 2-1 (A)
Springfield	3-0-0	1977	SLU 2-1 (A)
Stanford	4-1-1	2017	SLU 2-0 (H)
Syracuse	0-1-0	2017	SU 2-1 OT (H)
TCU	2-0-1	2002	Tie 3-3 OT (A)
Temple	6-0-0	2012	SLU 3-1 (A)
Tulsa	12-4-1	2019	SLU 1-0 (H)
UAB	11-5-1	2004	SLU 2-1 (H)
UCLA	7-4-0	1999	UCLA 2-0 (H)
Vanderbilt	1-0-0	2000	SLU 9-0 (H)
VCU	4-2-3	2022	Tie 0-0 (H)
Virginia	2-4-2	2019	Vir 3-0 (A)
Virginia Tech	1-0-0	2014	SLU 3-1 (H)
Wake Forest	1-1-1	2017	WF 4-1 (H)
Washington	3-1-1	2021	WAS 0-2 (A)
Washington (Mo.)	10-0-1	1989	SLU 1-0 (A)
West Berlin	1-0-0	1969	SLU 3-1 (H)
West Chester State	1-1-0	1961	WCS 2-0 (N)
West Virginia	2-0-0	1973	SLU 4-1 (N)
Western Illinois	13-1-1	2003	Tie 4-4 (H)
Westmont	1-0-0	1976	SLU 2-0 (A)
Westminster	1-0-0	1999	SLU 4-0 (H)
Wheaton	8-1-0	1972	SLU 5-0 (H)
Wisconsin	3-2-1	2016	WIS 2-0 (A)
UW-Green Bay	3-1-0	1976	SLU 2-0 (A)
UW-Milwaukee	2-1-0	1987	SLU 1-0 (A)
UW-Parkside	1-0-0	1974	SLU 3-1 (A)
Wooster	1-0-0	1971	SLU 8-0 (A)
Xavier	8-2-1	2020	SLU 3-1 (N)



CAREER STATISTICS (FIELD PLAYERS)

• A •		
Adalsteinsson, Aron	2019	0-0-0
Adams, Jacob	1996-97	0-0-0
Akwari, Stephen	2004	DNP
Alagic, Vedad	1997-2000	13-14-40
Alwang, Chris	2020-22	0-2-2
Amann, Harry	1968	NA
Anderson, Seth	2021-22	5-6-16
Angus, Calum	2005-08	7-5-19
Apodaca, Joe	1981-82	0-0-0
Aranda, Josh	2006-09	0-4-4
Armistead, Sean	2017-18	0-0-0
Aubuchon, Don	1974-77	22-16-60

• B •		
Badolato, Mike	1987	0-0-0
Baggett, Travis	1997	DNP
Baker, Gene	1964-65	0-0-0
Baker, Pat	1981-84	0-1-1
Balassi, Gerry	1960-62	52-39-143
Balmer, John	1964	NA
Barklage, Brandon	2007-08	10-15-35
Barkley, Ben	2017	0-0-0
Barry, Tom	1959-61	10-8-28
Basecke, Graham	2010-11	0-0-0
Battelle, Shane	1991-93	13-16-42
Bayer, Bill	1963	3-0-6
Beaudoin, Paul	1981-83	4-5-13
Becher, Simon	2019-21	21-13-55
Beck, David	2000-01	4-13-21
Bee, Steve	1989-90	0-5-5
Behnen, Dave	1963	NA
Bellomy, Beau	2007, 09-11	7-3-17
Benne, Mo	2003-06	0-4-4
Benton, Brian	1997-98	13-11-37
Bessey, Jack	2019-21	0-0-0
Boasso, Matteo	2022	1-0-2
Boemecke, Josh	2007	0-0-0
Bokern, Jim	1970-73	18-15-51
Bokern, Nick	1996-99	8-17-33
Bokern, Tom	1966-68	4-8-16
Bonavides, Flavio	2014	DNP
Bortolon, Stephen	2009-10	3-5-11
Bovill, John	2014	DNP
Boyce, Devin	2018-19	9-7-25
Boyd, Fred	1961-64	9-0-18
Bozdeck, Dave	1984-87	4-10-18
Branan, Brett	2004	0-2-2
Brangman, Donte	2012	0-1-1
Brassil, Tim	1967	NA
Brcic, Gary	1974-76	0-0-0
Briggs, Christian	2010-12	3-1-7
Bright, Richie	1987-90	4-7-15
Brown, Anthony	2015-18	8-11-27
Brown, Bill	1963-64	2-2-6
Brown, Jake	2009-10	1-3-5
Brown, Mike	1996	1-1-3
Bruch, Chris	2019-21	3-0-6
Bryce, Charles	2007-08, 10	1-0-2
Bryce, Kingsley	2011-14	23-12-58
Bryon, Jim	1961-63	5-2-12
Buendia, Christian	2020-22	7-6-20

Buford, Carlos	1978	0-0-0
Burdge, Eric	1989-91	0-0-0
Butler, John	1961-63	8-4-20
Byrne, Mike	1991-93	9-13-31

• C •		
Carroll, Derek	1993-94	8-3-19
Carroll, Mark	1986	0-0-0
Ceresia, Don	1962-64	3-0-6
Cherveny, Eric	1992-95	8-9-25
Cicciarelli, Nick	2004	1-0-2
Cicciarelli, Vince	2015	6-2-14
Ciminieri, Jon	1999-01	0-0-0
Clarke, Joe	1972-75	4-8-16
Cole, Jason	1999-2002	22-13-57
Collico, Pete	1974-77	11-16-38
Conley, Jim	1966-67	NA
Conroy, Pat	2012-13	0-0-0
Conway, Tim	1972-75	1-0-1
Cook, JT	2015	0-0-0
Coppola, C.J.	2022	6-1-13
Corbett, Duncan	2016-17	1-4-6
Corbett, Craig	1994-97	16-11-43
Costello, Ken	1995-98	0-1-1
Counce, Dan	1970-73	45-22-112
Cronin, Larry	1961-63	5-0-10

• D •		
Dames, Rory	1991-94	1-3-5
DaPra, Dominic	1998-99	10-7-27
David, Tyler	2012-15	3-0-6
Davies, Eric	2015-18	1-1-3
Davis, Brad	2000-01	21-20-62
Davis, Jeff	1990-92	7-12-26
Davis, Miles	2013-16	0-0-0
DeGrand, Ryan	1990-93	0-2-2
Delgado, Andy	1987	0-0-0
Delgado, Jose	1986-89	3-6-12
Demling, Mark	1970-73	1-3-5
De Sa Queen, Doug	1971	0-1-1
Deschler, Len	1973	1-1-3
Diarra, Moussa	2017	0-0-0
Dice, James	2007-10	3-0-6
Diekemper, Jerry	1966	NA
DiMaria, Jeff	1997-99	15-11-41
DiRaimondo, John	2003-06	22-28-72
Dix, Tom	1961	1-2-4
Dolan, Tim	2016	DNP
Dolphy, Desmond	2017	0-0-0
Dominice, Mark	1987	0-0-0
Domino, Tom	1995	0-0-0
Donley, Bill	1967-68	NA
Donnelly, Mike	1986-87	3-3-9
Doran, Dan	1978-81	5-6-16
Doran, Daryl	1981	0-1-1
Doran, Don	1975-76	0-0-0
Dorrian, John	1983-84	1-1-3
Drake, Vince	1965-67	0-0-0
Draude, Jim	1968-71	NA
Droege, Don	1973-76	9-5-23
Dueker, John	1959	9-8-26
Duggan, Pat	1964	NA

Dutko, Terry	1988-89	0-1-1
--------------	---------	-------

• E •		
Easton, Grady	2022	2-0-4
Eilerman, John	1969-72	9-1-19
Eise, Steve	1985-88	13-5-31
Endler, George	1959	24-3-51
Endler, Robert	1959	NA
Ernst, Bob	1962-64	0-1-1
Estaque, Yann	2005	0-0-0
Estes, Benny	2009-10	5-1-11
Evans, Jim	1968-70	0-0-0

• F •		
Faddis, Nick	2021	0-0-0
Fernandez, David	1981-84	11-15-37
Filla, Joe	1978-81	9-8-26
Filla, Mark	1995-96	9-9-27
Finnegan, Mike	1970-71	NA
Fischer, Wayne	1967-68	NA
Fletcher, Frank	1965	NA
Floriani, Max	2022	0-4-4
Flynn, Dan T.	1975-77	4-5-13
Flynn, Dan M.	2000-01	0-0-0
Flynn, Tim	1968-71	NA
Frale, Isaac	2012-13	DNP
Frank, Steve	1967-69	NA
Frederickson, Mark	1978-81	9-18-36
Fuchs, John	1959	0-0-0

• G •		
Gabeljic, Adnan	2010-13	14-7-35
Galmiche, Jack	1967-69	NA
Gannon, Nick	2000-03	0-2-2
Garcia, Bob	1964-66	NA
Garcia, Patrick	2002-05	2-0-4
Gasparovic, Brandon	2004-07	1-1-3
Geerling, Dave	1985	0-0-0
Geerling, Dave	2014	0-0-0
Geimer, Gene	1967-69	NA
Gentile, Carl	1963-65	67-26-160
Geraghty, Larry	2005-06	3-0-6
Gibbs, Karson	2022	0-0-0
Gieseke, Julian	2012-16	3-0-6
Gilsinn, Jack	1963-65	5-4-14
Goegel, Mark	1969-70	NA
Goforth, Mike	1986-87	3-3-9
Goldschmidt, Don	1974-77	8-3-19
Gonzalez, Andy	1979-82	0-1-1
Gonzalez, Bill	1969-70	0-0-0
Goudie, Chas	2007	DNP
Graham, Justin	2014	0-0-0
Grasso, Sal	1965	NA
Gravett, Oliver	2019	DNP
Gray, Carson	2015-16	0-0-0
Graydon, David	2012-15	7-24-38
Grazier, Brian	2003-07	1-7-9
Griffard, Pat	1959-61	1-0-2
Groark, Kevin	1985	4-3-11
Guarino, Gary	1973-77	11-7-29
Guffey, Dan	2003-06	0-5-5
Guttmann, Jim	1970-73	1-8-10



CAREER STATISTICS (FIELD PLAYERS)

Guzman, Chris 1991-95 1-2-4

• H •

Hadican, Brian	1997-2000	2-11-15
Hadican, Denny	1970-73	23-27-73
Hadican, Patrick	2007	0-0-0
Hagerty, Chad	2005	0-1-1
Hajderovic, Faik	2015	2-2-6
Hamm, Joe	1969-72	11-8-30
Hammes, Joe	1998-2002	5-8-18
Hampp, Wesley	1986-87	1-1-3
Hamzagic, Dado	2005-08	15-18-48
Handlan, Kevin	1973-76	22-18-62
Hankey, Joe	1998-99	0-0-0
Hansmann, Brad	1994-98	2-5-9
Harmon, Dale	1971-72	2-1-5
Hawkins, Reed	2018	0-0-0
Hayes, John	1978-81	48-11-107
Hayes, Kyle	2006-09	12-5-29
Hayes, Tom	1982-85	35-13-83
Heider, Constantin	2016-18	2-1-5
Hein, Lennart	2015-18	6-5-17
Hellesen, Brent	2008	1-0-2
Hennessey, Dan	1983	0-1-1
Hennessey, Joe	1961-63	1-1-3
Hennessey, Tom	1960-61, 65	0-0-0
Herald, Matt	1999-2001	DNP
Herd, Casey	2007	0-0-0
Hernandez, Jair	2016-17	1-0-2
Heskamp, Marco	2012-15	0-13-13
Hidalgo, William	2011-14	6-6-18
Hill, Mike	1999-2001	3-10-16
Hoerdeman, Bob	1967	NA
Hoffman, Richie	2012	DNP
Hoffmann, Tim	1972-75	3-4-10
Holloway, Joda	2009-12	0-0-0
Holmes, Jimmy	2006-10	11-4-26
Hopson, Kyle	2002-03	0-0-0
Horton, Jeff	1986-89	20-13-53
Hotfelder, Dan	1992	0-2-2
Huber, Don	1975-78	34-28-96
Huber, Jason	1989-92	19-10-48
Hudson, Bruce	1971-74	12-4-28
Hulcer, Larry	1975-78	13-18-44
Hunsicker, Steve	1982-85	3-8-14

• I •

Ibisevic, Vedad	2003	18-4-40
Imig, Gary	1992-93	0-0-0
Iverson, Caleb	2020-22	0-2-2

• J •

Janisch, Tom	1981-82	0-0-0
Jaramillo, James	2008-09	4-7-15
Jewsbury, Jack	1999-2002	38-25-101
John, Will	2003-04	19-9-47
Johnson, Brian	2020-22	0-1-1
Johnson, Johnny	1988-89	20-22-62
Johnson, Ron	1965-66	5-3-13
Johnston, Alex	2008-11	6-6-18
Johnston, Kevin	1987-90	0-1-1
Jones, Jack	2003-04	DNP

Jones, Spencer 2017-18 1-1-3

• K •

Kalish, Kevin	1997-98	0-3-3
Kamer, Jerry	1979	NA
Kandzetic, Emir	2009	0-0-0
Karcher, Max	2014-16	5-3-13
Karidis, Spiros	2016	0-0-0
Karl, Khalil	2012-13	0-0-0
Kaschner, Rudy	1961	4-3-11
Kauffman, Bob	1959	0-2-2
Kavanaugh, Jim	1981-85	7-9-23
Kekec, David	2007-08	0-0-0
Keller, Kipp	2019-21	5-2-12
Kelly, Kevin	1963-64	NA
Kelly, Pat	2003	DNP
Kenny, Chris	1982-83	3-2-8
Keough, Ty	1975-78	14-20-48
Kerber, Bob	1964-66	0-0-0
Kickham, Steve	1986-89	10-24-44
Kiely, Jay	1974-77	2-2-6
Kinealy, Jack	1964-66	46-7-99
Kirchhoff, Mike	2000-02	8-6-22
Klein, Al	1960-61	0-0-0
Klein, John	2018-22	29-27-85
Klein, John	1959-60	4-4-12
Klein, John	1985-86	1-1-3
Klein, Tom	1961-62	24-14-62
Knobbe, Jerr	1959	1-5-7
Knopf, Keith	1987	6-1-13
Knox, Terry	1962-64	13-27-53
Knox, Tim	1962-64	21-17-59
Kocel, Scott	2009	0-0-0
Koenig, Joe	1983-86	2-0-4
Kohring, Josh	2012-14	0-0-0
Komodi, Kevin	2021-23	4-7-15
Koshakji, JP	2018	DNP
Kristo, Robert	2011-14	41-15-97
Kruckmeyer, Bob	1978-80	0-0-0
Krupp, Jacob	2017-18	1-1-3
Kuenzel, Dave	1977-78	0-0-0
Kuntz, Steve	1988-91	9-12-30
Kustura, Dan	1979-80	1-5-7

• L •

Lacey, Lohn	1964	NA
Ladi, Steve	1980-82	0-3-3
Lawler, Shane	1994	0-0-0
Layton, Tom	1963	7-4-18
Leahy, Dan	1962-64	1-4-6
Leahy, Pat	1969-72	11-5-27
Ledbetter, Rich	1993	0-0-0
Lee, Raymond	2011-14	14-6-34
Leeker, Jim	1966-69	NA
Leeker, Joe	1968-70	NA
Leeth, Mason	2020-21	7-3-17
Legut, Erich	2020-22	2-0-4
Lenius, Brady	2015-16	0-0-0
Leonard, Tim	1993-97	18-17-53
Lipski, Ed	1964	2-0-4
Logush, Tim	1971-74	24-22-70
Luzacky, Jim	1980-83	0-1-1

Lynn, John 1988-91 11-5-27

• M •

MacDonald, Scott	1979-80	0-3-3
Mach, Matt	2005	0-0-0
Madeiros, Andre	1993-95	2-1-5
Maglasang, Nick	2009-12	4-8-16
Makowiecki, John	2019-20	0-0-0
Malle, Tom	1976-79	22-22-66
Malone, Bob	1959-61	17-22-56
Malone, Terry	1959	2-1-5
Mann, Raymond	1962-63	11-2-24
Manna, Lee	1959	0-0-0
Manning, Anthony	2011-14	5-2-12
Mannion, Dan	1964	3-4-10
Manta, Luis	2013-14, 2016	0-0-0
Mataya, Tom	1962-64	13-13-39
Matteson, Alex	2003-06	13-7-33
Matteson, Bob	1970-73	7-9-23
Maurer, Steve	1982-85	15-17-47
McAuliffe, Tim	1964-66	1-3-5
McAvin, Matt	1993-94	7-11-25
McBride, Brian	1990-93	72-40-184
McBride, Pat	1963-65	46-38-130
McCarthy, Joe	1970	NA
McDermott, Bill	1967-69	NA
McDonald, Bob	1978	0-0-0
McDoniel, Scott	1989-92	8-15-31
McDonnell, Tom	1960-63	24-28-76
McKee, Cal	2011	0-0-0
McKee, Cooper	2002-03	3-7-13
McKeon, Bill	1979-82	5-10-20
McKeon, Matt	1992-95	47-46-140
McMahon, Mark	1974	0-0-0
McNabb, Tyler	2008	DNP
McPartland, Shannon	1994-96	12-6-30
Meagher, Dan	1982-83	13-6-32
Meek, John	1988-89	0-2-2
Melchior, Brad	1966-67	1-2-4
Menendez, Mike	1981-84	7-17-31
Merlo, Dan	1988-91	17-5-39
Merubia, George	1967	NA
Michalski, John	1959-61	0-1-1
Michler, Tom	1980-81	1-0-1
Mika, Jack	2020-22	3-0-6
Mika, Jeff	1988-92	3-4-10
Mims, Jason	1997-99	10-16-36
Minors, Jair	2012-13, 15-16	4-1-9
Miramonti, Bob	1965-66	2-1-5
Miramonti, Tim	1984-87	21-16-58
Mohammed, Saadiq	2016-17	5-2-12
Moore, Daniel	2020-22	1-0-2
Moore, Jay	1964-66	19-14-52
Moore, Jeremy	1992-94	6-4-16
Moore, Mike	1961-63	1-1-3
Mootz, Nick	2018	DNP
Moriarty, Mike	1995-98	10-6-26
Moriarty, Pat	1995-98	0-5-5
Moses, Andrew	2002-05	1-4-6
Moses, Ryan	2009-10	0-0-0
Mueller, Irvin	1967	NA
Murana, Mujeeb	2019-21	6-2-14



CAREER STATISTICS (FIELD PLAYERS)

Murana, Quayyum	2016-19	1-1-3
Murphy, Jim	1964-66	1-2-4
Murphy, Noah	2015-16	0-0-0
Murray, Tim	1994	0-1-1

• N •

Nagy, Paul	1997-2000	0-2-2
Neusel, Ed	1968-70	NA
Neusel, Tom	1973-75	0-0-0
Newport, Devon	2009-10	3-2-8
Newport, Ian	2009	0-0-0
Newsham, John	1978-80	1-3-5
Niece, Chase	2018-21	6-2-14
Niehoff, Jim	1968-69	NA
Nikodem, Steve	1984	2-1-5
Norwood, Mark	1983-85	2-0-4
Novaes, Leo	2016-19	13-15-41

• O •

O'Connell, Bobby	1998-2001	1-1-3
Odrizola, Inigo	1989	1-2-4
Okpoye, Enzo	2022	2-0-4
O'Leary, Bob	1971-72	4-10-18
Olson, Dylan	2022	0-1-1
Olwig, Joe	1979-82	12-13-37
Olwig, Dan	2009-10	0-0-0
O'Mara, Mike	1980-81	10-10-30
Osborne, Jordan	2007	DNP
Oswald, Ed	1960-62	1-1-3
O'Toole, Tim	1968-69	NA
Owens, Grant	2015-16	1-2-4

• P •

Palazzolo, A.J.	2021	3-1-7
Palomarez, Jeffrey	2015	0-0-0
Park, Andrew	2008	0-0-0
Parker, Eddie	2003-05	1-1-3
Parker, Isaiah	2021	3-7-13
Paskiewicz, Mike	1979	0-0-0
Patterson, Kyle	2005-08	29-15-73
Pavisc, Filip	2013-15	6-8-20
Pelizzaro, Matt	1978	0-1-1
Pelizzaro, Mike	1985-88	0-0-0
Pelizzaro, Tom	1972-75	1-2-4
Pelizzaro, Tony	1987-90	0-0-0
Peplinski, David	2003	2-2-6
Pepper, Adam	2003-04	0-0-0
Pickett, Steve	1978	1-0-2
Pinon, Ed	1991-92	1-0-2
Pisani, John	1967-69	NA
Pisoni, Bob	1959*	6-7-19
Platas, Alberto	2001	0-0-0
Popovic, Nebojsa	2015	0-0-0
Poston, Mike	1967	NA
Proost, Mike	1983-84	0-0-0
Pryzbeck, Zack	2005-06	0-0-0
Pusateri, Andy	2000-03	2-10-14

• Q •

Quigley, Kevin	1994-97	15-21-51
Quigley, Mike	2000-01	0-0-0

• R •

Ramadan, Youseff	2018	0-0-0
Ramos, Carlos	1984	0-0-0
Range, Don	1959-60	27-18-72
Ream, Tim	2006-09	6-12-24
Reeder, Andrew	2004-07	0-0-0
Reinhardt, Loren	1999-2002	1-2-4
Reis, Greg	1985-88	4-8-16
Reiter, Jonas	2008	2-0-4
Renaud, Tom*	1972-75	2-0-4
Rensing, Gary	1967-69	NA
Reyes, Hansel	2011	0-0-0
Reyes, Miguel	1990	0-0-0
Rich, Tom	1966-68	NA
Richards, Akeem	2016-17	2-0-4
Richmond, Tom	1959-60	1-0-2
Rick, Jim	1962-63	0-0-0
Rick, John	1968-69	0-0-0
Rick, Steve	1965-66	0-0-0
Riggs, Brian	1993-96	0-1-1
Rivers-Hardware, Andre	2015-18	0-3-3
Roach, Mike	2009-11	14-7-35
Robinson, Mark	1997-1999	2-1-5
Robson, Michael	2009-12	3-6-12
Rodriguez, Alberto	2001	0-0-0
Roeckle, Jon	2010-13	7-15-29
Roeslein, John	1973-74	6-5-17
Roeslein, Rudolph	1967-69	NA
Roettgers, Mike	2010	0-0-0
Rogers, Mike	1987	0-0-0
Rooney, Colin	2005	0-1-1
Roseman, Jeff	1995-96, 98	3-9-15
Ross, Donny	2021-22	0-1-1
Rowan, Sam	2020-21	0-2-2
Rozanski, Stan	1967-68	NA
Rudroff, Bruce	1973-76	10-8-28
Rupp, Tanner	1994-97	16-5-37

• S •

Saad, Joe	2013-16	6-10-22
Salvat, Santiago	1995	0-0-0
Sanders, Jim	1975-78	0-1-1
Santel, Chris	1991-94	15-17-47
Santel, Mark	1986-90	17-16-50
Sarr, Patrick	2014-17	3-1-7
Sartori, Tim	1998-2001	0-1-1
Sasieta, Sito	2010	1-0-2
Schell, Mark	1976-79	0-0-0
Schieffer, Keaton	2017-20	1-2-4
Schlitt, Dave	1965-67	NA
Schneider, Blake	2011	0-0-0
Schoenbeck, Tom	1964	1-0-2
Schuler, Frank	1975-78	3-4-10
Schulte, Matt	1983-84	0-2-2
Schultz, Pete	1996	0-0-0
Schulze, Dan	1995-98	8-3-19
Schwalbe, Gerry	1962-64	1-1-3
Seerey, Denny	1978-81	7-4-18
Seerey, Mike	1969-72	54-19-127
Selolwane, Dipsy	2001	25-4-54
Shanahan, Michael	1960	2-2-6
Shireman, Jake	2015-16	0-0-0

Shterenberg, Alex	2021-22	0-3-3
Singer, Ben	1995-96	0-0-0
Sirinek, David	1963-64	0-0-0
Small, Fred	1992	0-0-0
Smith, Keegan	2008	0-0-0
Sorber, Mike	1989-92	13-29-55
Spiess, Casey	2003-06	5-9-19
Stahl, Tom	1965-67	NA
Steck, Al	1970-73	0-0-0
Stephan, Ben	2007	DNP
Steward, Simeon	2006	DNP
Stistrup Peterson, Mads	2021	3-3-9
Stockmann, Greg	1974-77	0-0-0
Stojanovic, Stefan	2019-20	1-2-4
Stooksberry, Lee	1992-96	5-9-19
Strange, Tim	1985-89	17-19-53
Strunk, Tom	1985-88	5-11-21
Stumpf, Gene	1981-83	0-1-1
Stumpf, Mike	1983-87	6-5-17
Suarez, Alberto	2022	6-0-12
Sullivan, Steve	1977, 79-80	43-9-95
Svigos, Jonathan	2009-12	1-1-3
Sweetin, Alex	2009-13	18-24-60
Sweetin, Eric	2005-08	0-2-2

• T •

Tangaro, Tom	1978-80	8-3-19
Tappel, Marty	1998-2001	3-19-25
Tedoni, Tim	1997-99	0-2-2
Thomas, Jacob	1995	7-8-22
Tieber, Tony	1960-61	5-14-24
Toczykowski, Al	1961-62	1-0-2
Torretti, Tom	1970-73	0-0-0
Toural, Dave	1988-89	29-8-66
Townsend, Brogan	2021-22	2-0-4
Trigg, Bob	1960-62	40-24-104
Trost, Al	1968-70	26-9-61
Trost, Tim	1996	0-0-0
Trost, Tom	1959	6-13-25
Tsambo, Ntando	2002	1-0-2

• U •

Usina, Flynt	1983	1-1-3
--------------	------	-------

• V •

Vallero, Rob	1974-76	0-1-1
Van der Velde, Dirk	2012-13	0-0-0
Vandegriffe, Chad	2010-11	1-2-4
Vanderzalm, Adrian	1963	0-0-0
van Nispen, Andrew	2017	0-0-0
Vargas, Jamie	1972	0-0-0
Vaughn, Chandler	2020-21	2-4-8
Vierling, Steve	1967	NA
Vieth, Bill	1961-63	6-8-20
Vieth, Bill Jr.	1982-85	7-6-20
Vieth, Bob	1965	0-0-0
Vijil, Jason	1998-99	11-5-27
Vilmer, Jason	2003-06	0-0-0
Viox, David	2018-19	2-0-4
Vizcaino, Francisco	2013-14	4-5-13
Vitale, Vince	2004	1-0-2
Viviano, Rob	2006-09	0-4-4



CAREER STATISTICS (FIELD PLAYERS)

Vorst, Scott	1977	0-0-0
Voss, Corey	1987-90	1-2-4

• W •

Walls, Nick	1999-2002	18-17-53
Walsh, Tom	1966	0-0-0
Walters, Dan	1984-87	41-19-101
Ward, Tim	2004	0-4-4
Warhaft, Bryce	2022	0-0-0
Warren, Larry	1966-68	NA
Warrington, Lane	2022	0-6-6
Weah, Patrick	2020	1-0-2
Weaver, Dan	1980-81	0-1-1
Webster, Iwan	2021	0-0-0
Werkmeister, Ryan	1996-98	0-3-3
Werley, Richard	1960	0-1-1
Werner, Denny	1970-73	3-4-10
Werner, Wally	1965-67	NA
Westerfield, Brendan	2011	0-0-0
Westhus, Joe	1964-66	1-0-2
Wickart, Kevin	2002-03	3-12-18
Wileman, Ryan	2002-05	18-9-45
Wiley, Jim	1961	1-0-2
Wilkinson, Patrick	2017-21	1-7-9
Williams, David	1996-99	1-4-6
Williams, Johnny	2000-01	DNP
Wilmering, Bobby	2006-07	0-0-0
Wilson, Brad	1993	1-4-6
Winecoff, John	1960	0-1-1
Winkelmann, Paul	1982-85	1-3-5
Wisniewski, Scott	2006-09	11-8-30
Wombacher, Tim	2003	DNP
Wolff, Jordan	2009-10	0-0-0
Wrzosek, Daniel	2009	0-0-0
Wynn, Danny	2002-05	3-14-20

• Y •

Young, Christian	2014	DNP
------------------	------	-----

• Z •

Zoeller, Chuck	1967-69	NA
----------------	---------	----

Listing is Name, Years played and G-A-P

MISSING SOMEONE?

If you or someone you know played soccer at the University but isn't listed above, please send the name and seasons played to brian.kunderman@slu.edu.



CAREER STATISTICS (GOALKEEPERS)

GP	SV	GA	SHO	W-L-T	GP	SV	GA	SHO	W-L-T	GP	SV	GA	SHO	W-L-T
Andre, David – 2013-15 4 8 4 0 0-2-0					Hutton, Martin – 2002-04 49 200 51 14 32-11-5					Sackman, Jeff – 2001-05 28 88 33 2 12-6-6				
Apodaca, Rick – 1975-77 25 134 29 3					Johnson, Evan – 2008 DNP					Sade, Yuval – 2021-22 3 10 8 0 1-2-0				
Baker, Pat – 1981-84 40 320 64 14					Johnston, Kevin – 1987-90 78 280 70 32 52-17-7					Saffle, Dillon – 2010-12 2 1 0 0 0-0-0				
Billman, Nick – 2006 7 12 5 1 1-2-1					Kamm, Travis – 1998-2002 4 1 1 0 0-0-0					Seefeld, Bryan – 2013-14, 2016 DNP				
Block, Gene – 1959 NA					Kelly, Dan – 1995-96 14 32 14 2 4-4-1					Shackelford, Nick – 2010-93 64 246 61 21 39-20-5				
Brcic, Dave – 1976 6 45 5 3					Kaufman, Ross – 2006-09 52 147 42 20 33-10-3					Schaller, Mike – 1993-96 16 20 6 0 4-3-0				
Brennan, Don – 1964-66 NA					Klipfel, Casey – 1994-97 67 252 77 20 40-19-6					Schulte, Patrick – 2019-21 51 126 44 22 35-12-4				
Calvert, Grant – 2020-21 DNP					LeGrand, Jeff – 1977-80 10 17 2 0 0-0-0					Shapiro, Nate – 2022 1 0 1 0 0-0-0				
Cashel, Tim – 1987 14 70 16 4 8-3-3					L'Hommedieu, Ed – 1990-93 17 56 10 7 12-3-1					Smith, Dale – 1979-80 26 136 22 7				
Cherish, Jason – 1999-2002 1 0 0 0 0-0-0					Long, Sean – 2006-07 DNP					Spurlin, Mike – 1992 2 4 3 0 1-0-0				
Copple, Don – 1968-70 56					Meinhardt, Dan – 1985-86 3 0 0 0 0-0-0					Steitz, David – 2006-07 0 0 0 0 0-0-0				
Disbennett, Pat – 2004-08 42 122 29 12 18-9-8					Molski, Todd – 1991 1 0 0 0 0-0-0				5	Stiebel, Seth – 2018 11 22 10 3 3-2-5				
Dolan, Tim – 2016 DNP					Moriarty, Pat – 1998 1 1 0 0 0-0-0					Taylor, Mason – 2019 DNP				
Dutko, Terry – 1988-89 11 22 5 4 6-1-0					Mueller, William – 1959-61 NA					Tietjens, Jim – 1978-79 35 225 37 6				
Dyer, Lucas – 2008-09 DNP					Murray, Terry – 1987 1 1 0 0 0-0-0					Tocco, Tony – 1965-66 NA				
Ellinger, Ed – 1982 3 5 1 1					Nagy, Paul – 1997-2000 46 156 52 11 30-10-5					Tofern, Carlos – 2022 1 49 15 5 11-3-3				
Fogarty, Shaun – 1991 18 42 16 6 15-2-1					O'Connell, Kevin – 1964 NA					Vallero, Rob – 1974-76 53 253 39 18				
Frederking, Ty – 2016-20 9 16 9 1 3-2-1					Osgood, Jared – 2017-19 DNP					Vassel, Roman – 2013-15 DNP				
Fuchs, Steve – 1983-86 58 292 71 11 25-14-7					Otis, Steve – 1974 8 11 3 0 0-0-0					Walker, Eric – 2020 DNP				
Genovese, Tim – 1985 5 9 4 2 2-1-1					Otte, Sascha – 2014-17 65 206 81 25 30-26-8					Werner, Jay – 1981 DNP				
Goga, Rob – 1986-89 5 3 0 0 0-0-0					Pais, Mark – 2009-11 19 82 33 5 9-8-1					Wozniak, J.J. – 1993-94 16 42 18 2 8-4-0				
Gladstone, Jordan – 2010-12 DNP					Politis, John – 1998-2001 42 135 24 18 32-4-2					Wright, Evan – 2012 DNP				
Greathouse, David – 2003-05 DNP					Quinn, Mike NA					Zaber, Jay 1989-92 34 107 23 9 22-4-2				
Grow, Steven – 2007 1 0 0 0 0-0-0					Robben, Dave – 1961 NA					Zorumski, Chuck – 1972-73 29 148				
Herleth, Bob – 1971-73 13 25					Rupp, Roger – 1961-63 NA									



TEAM AWARDS

Most Valuable Player

The player most vital to the team's success, as chosen by the players

1973	Chuck Zorumski
1974	Bruce Hudson
1975	Joe Clarke
1976	Bruce Rudroff
1977	Dan Flynn
1978	Larry Hulcer
1979	Steve Sullivan
1980	Steve Sullivan/John Hayes
1981	John Hayes
1983	Tom Hayes
1984	Dan Walters
1985	Steve Fuchs/Dan Walters
1986	Steve Fuchs
1987	Dan Walters
1988	Steve Eise
1989	David Toural/John Johnson
1990	Mark Santel
1991	Steve Kuntz
1992	Brian McBride
1993	Brian McBride/Shane Battelle
1994	Matt McKeon
1995	Matt McKeon
1996	Tim Leonard
1997	Kevin Quigley
1998	Mike Moriarty
1999	Jeff DiMaria
2000	Joe Hammes/Jack Jewsbury
2001	Dipsy Selolwane
2002	Jack Jewsbury
2003	Vedad Ibisevic
2004	Will John
2005	John DiRaimondo
2006	Dan Guffey
2007	Kyle Patterson
2008	Brandon Barklage/Kyle Patterson
2009	Tim Ream
2010	Michael Robson
2011	Michael Robson
2012	Robert Kristo
2013	Alex Sweetin
2014	Robert Kristo
2015	Filip Pavisic
2016	Joe Saad

12th Man

Recognition for meritorious service and support of Billiken soccer

1984	Bill Hopfinger
1985	Bill McDermott
1986	Dan Flynn
1987	Fred Weber
1988	Glenn Jamboretz
1989	Dr. Robert Burdge
1990	Rev. Lawrence Biondi, SJ
1991	Jim Liebe
1992	William & Jack Massa
1993	Tom DeGrand
1994	Steve Santel
1995	Jan Mangelsdorf
1996	John Kuntz

1997	Joe Westhus
1998	Paul Stark, SJ
1999	Rich Moffitt/Jim Anthony
2000	Steve Bee/Jason Huber/Dan Merlo/Jeff Mika/Jay Zaber
2001	Meaghan Westhus
2002	Dan Kelly, Pete Sorber
2003	Art and Laurie Pusateri
2004	Doug McIlhagga
2005	Jack Stapleton
2006	Dr. Scott Goldman/Jim Whalen/The St. Louis Sports Commission
2007	Janet Oberle
2008	Jim Murphy

Alumni Achievement

Recognition of former players or staff for professional and personal achievements after graduation

1985	Pat Leahy
1986	Al Trost
1987	Mike Shanahan/J. Kim Tucci
1988	Brad Melchoir
1989	John Eilerman
1990	Bill McDermott
1991	Steve Frank
1992	Dan Leahy
1993	Denny Hadican
1994	Mike Sorber/Ty Keough/Bob Albus/Dan Flynn/Bill McDermott
1995	Jim Bokern
1996	Jim Tietjens
1997	Dan Counce
1998	Brian McBride/Jim Kavanaugh/Bruce Hudson
1999	Daryl Doran/John Johnson
2000	Don Brennan, Ph.D.
2001	Joe Clarke
2002	Harry Keough/Val Pelizzaro
2003	Carl Gentile/Pat McBride
2004	Chuck Zorumski, M.D.
2005	David Schlitt, M.D.
2006	Kevin Kalish
2007	Mark Demling/Jim Murphy
2008	Mark Santel

Mark Demling Award

The player who puts the team first and foremost, and gives everything he has to the team, as chosen by the players

1983	Chris Kenny
1984	Steve Hunsicker
1985	Steve Hunsicker
1986	Tim Miramonti
1987	Richie Bright
1988	Tom Strunk
1989	Richie Bright
1990	Richie Bright/Steve Bee
1991	Steve Kuntz
1992	Shane Battelle/Scott McDoniel
1993	Shane Battelle
1994	Chris Santel
1995	Eric Cherveney

1996	Ken Costello
1997	Mike Moriarty
1998	Ken Costello
1999	Jason Mims
2000	Mike Hill/Bobby O'Connell
2001	Mike Kirchhoff
2002	Andy Pusateri
2003	Nick Gannon
2004	Jeff Sackman
2005	Jeff Sackman
2006	Nick Billman
2007	Brian Grazier
2008	Josh Aranda/Ross Kaufman
2009	Josh Aranda
2010	James Dice
2011	Blake Schneider
2012	Michael Robson
2013	Kingsley Bryce
2014	Kingsley Bryce
2015	Tyler David
2016	Anthony Brown

Goal of the Year

Best goal of the season as chosen by the players

1986	Mike Donnelly vs. Indiana
1987	Dan Walters vs. Eastern Illinois
1988	Tie - Mark Santel vs. Evansville; Jason Huber vs. SIU Edwardsville
1989	Mark Santel vs. Detroit
1990	Jason Huber vs. Northern Illinois
1991	Brian McBride vs. N.C. State
1992	Jeff Davis vs. Quincy
1993	Shane Battelle vs. San Francisco
1994	Matt McAvin vs. North Carolina
1995	Matt McKeon vs. Charlotte
1996	Mark Filla vs. UCLA
1997	Brian Hadican vs. South Florida
1998	Mike Moriarty vs. UAB
1999	Jeff DiMaria vs. Indiana
2000	Brad Davis vs. St. John's
2001	Bobby O'Connell vs. Marquette
2002	Jason Cole vs. Missouri State
2003	Will John vs. UAB
2004	Ryan Wileman vs. UAB
2005	Kyle Patterson vs. Duquesne
2006	Alex Matteson vs. Indiana
2007	Brandon Barklage vs. Loyola Marymount
2008	Brandon Barklage at Loyola Marymount
2009	Tim Ream vs. Rhode Island
2010	Nick Maglasang vs. Drake
2011	Alex Johnston vs. Notre Dame
2012	Robert Kristo vs. Creighton
2013	Alex Sweetin vs. Creighton
2014	Robert Kristo vs. Indiana
2015	Faik Hajderovic vs. Louisville
2016	Saadq Mohammed vs. Dayton



BILLIKENS IN MAJOR LEAGUE SOCCER

Saint Louis University soccer is rich in tradition. It makes sense that Billiken soccer plays a big part in this country's professional outdoor soccer league, Major League Soccer. In addition, former Billikens have played on soccer's greatest stages – the World Cup, the Olympics, the Premier League, the German Bundesliga, among others.

In all, 38 former Billikens have been drafted into Major League Soccer:

MLS SuperDraft (2023)

John Klein – St. Louis CITY (second round, 30th overall)

MLS SuperDraft (2022)

Isaiah Parker – FC Dallas (first round, 3rd overall)
Kipp Keller – Portland Timbers (first round, 5th overall)
Patrick Schulte – Columbus Crew (first round, 12th overall)
Simon Becher – Vancouver Whitecaps FC (first round, 16th overall)
Chandler Vaughn – LA Galaxy (third round, 60th overall)
Chase Niece – FC Dallas (third round, 66th overall)

Major League Soccer SuperDraft (2019)

Lennart Hein – Portland Timbers (second round, 47th overall)

MLS SuperDraft (2016)

Vince Ciciarelli – Columbus Crew (third round, 60th overall)
Faik Hajderovic – Sporting Kansas City (fourth round, 72nd overall)
Tyler David – Vancouver Whitecaps FC (fourth round, 77th overall)

MLS SuperDraft (2015)

Kingsley Bryce – Chicago Fire (second round, 28th overall)
Anthony Manning – Portland Timbers (third round, 52nd overall)
Robert Kristo – Columbus Crew (third round, 55th overall)
Raymond Lee – Philadelphia Union (fourth round, 71st overall)

MLS SuperDraft (2014)

Adnan Gabeljic – Sporting Kansas City (second round, 38th overall)
Alex Sweetin – Philadelphia Union (third round, 46th overall)

MLS Supplemental Draft (2012)

Mike Roach – New England Revolution (fourth round, 60th overall)

MLS SuperDraft (2010)

Tim Ream – New York Red Bulls (second round, 18th overall)

MLS SuperDraft (2009)

Dado Hamzagic – New England Revolution (second round, 25th overall)
Brandon Barlage – D.C. United (third round, 36th overall)
Kyle Patterson – Los Angeles Galaxy (fourth round, 48th overall)

MLS SuperDraft (2008)

Brian Grazier – Colorado Rapids (fourth round, 47th overall)

MLS Supplemental Draft (2007)

John DiRaimondo – Colorado Rapids (first round, 4th overall)

MLS SuperDraft (2005)

Tim Ward – MetroStars (first round, 12th overall)
Will John – Chicago Fire (second round, 18th overall)

MLS Supplemental Draft (2005)

Danny Wynn – New England Revolution (first round, 11th overall)

MLS SuperDraft (2003)

Jason Cole – Colorado Rapids (third round, 27th overall)
Jack Jewsbury – Kansas City Wizards (fifth round, 43rd overall)

MLS SuperDraft (2002)

Brad Davis – MetroStars (first round, third overall)
Dipsy Selolwane – Chicago Fire (third round, 36th overall)

MLS SuperDraft (2000)

Jeff DiMaria – Colorado Rapids (third round, 26th overall)

MLS College Draft (1998)

Kevin Kalish – Kansas City Wiz (third round, 26th overall)

MLS College Draft (1996)

Matt McKeon – Kansas City Wiz (first round, first overall)

MLS Inaugural Player Draft (1996)

Brian McBride – Columbus Crew (first round, first overall)
Shane Battelle – Columbus Crew (11th round, 101st overall)

MLS Inaugural Allocations (1996)

Mark Santel – Dallas Burn
Mike Sorber – Kansas City Wiz



BILLIKENS IN THE PROS

Calum Angus	• A - D • Wilmington Hammerheads, GAIS (Sweden), Pune, Dempo, East Bengal (India)	Joe Filla Steve Frank Mark Frederickson	Thunder Kansas City Comets St. Louis Stars Kansas City Comets, St. Louis Steamers, St. Louis Storm	Roughnecks, Rochester Rhinos, Pittsburgh Riverhounds, Hartford Athletic, Chattanooga FC, Kansas City Comets
Pat Baker	Tacoma Stars, St. Louis Steamers	Adnan Gabeljic	Sporting Kansas City, Sacramento Republic	St. Louis Stars Nashville Metros, Hershey (A League)
Brandon Barklage	D.C. United, NY Red Bulls, Saint Louis FC	Jack Galmiche Gene Geimer	St. Louis Stars St. Louis, Boston, Chicago	St. Louis, New Jersey, Indianapolis
Shane Battelle	Columbus Crew	Carl Gentile	St. Louis Stars	St. Louis Steamers
Simon Becher	Vancouver Whitecaps	Brian Grazier	Colorado Rapids	Portland Timbers, Indy
Mo Benne	Chicago Storm	Denny Hadican	Seattle Sounders	Eleven, Motala AIF, Detroit City
Jim Bokern	St. Louis Stars	Faik Hajkerovic	Sporting Kansas City, NK Vinogradar, Saint Louis FC	St. Louis Stars Cleveland, Canton
Devin Boyce	Saint Louis FC, Colorado Rapids U23, Brazos Valley Cavalry, Union Omaha, Memphis 901	Joe Hammes	Milwaukee Wave	Milwaukee Rampage, Wolfsvurg, Germany, Columbus Crew
Brett Branan	Minnesota (A League)	Dado Hamzagic	FK Sarajevo (Bosnia)	Fulham FC, England, Chicago Fire
David Brcic	NY Cosmos, Wichita Wings, L.A. Lazers	Kevin Handlan	Tulsa, San Jose, St. Louis, Chicago, Kansas City	St. Louis Stars St. Louis Ambush, Milwaukee Rampage, St. Louis Steamers
Kingsley Bryce	Chicago Fire, Saint Louis FC	John Hayes Tom Hayes	St. Louis Steamers St. Louis Steamers, Louisville Thunder	Kansas City Kansas City Wizards, Colorado Rapids
Derek Carroll	St. Louis Ambush	Lennart Hein	Portland Timbers	Dallas
Don Ceresia	St. Louis Stars	Don Huber	Minnesota, Tulsa, Baltimore	Houston Dynamo
Vince Cicciarelli	Columbus Crew, Saint Louis FC, LA Galaxy II	Bruce Hudson	St. Louis Stars	FC Dallas
Joe Clarke	St. Louis Stars, Calif. Surf, St. Louis Steamers	Larry Hulcer	Los Angeles, New York, St. Louis Steamers	St. Louis Stars
Jason Cole	Syracuse FC	Steve Hunsicker	St. Louis Steamers	• O - Z •
Pete Collico	Cincinnati (A League)	Martin Hutton	Kansas City Wizards, Houston Dynamo	St. Louis, California
Craig Corbett	St. Louis Steamers	Vedad Ibisevic	Paris St. Germain, Alemania Achen, 1899 Hoffenheim, VfB Stuttgart	St. Louis Steamers
Ken Costello	St. Louis Steamers	Jack Jewsbury	Kansas City Wizards, Portland Timbers	Saint Louis FC
Dan Counce	Boston, San Antonio, Hawaii, California, Toronto, St. Louis Steamers	Will John	Chicago Fire, Kansas City Wizards, Randers FC	St. Louis CITY SC 2
Brad Davis	NY/NJ Metrostars, Dallas Burn, San Jose Earthquakes, Houston Dynamo	Johnny Johnson	St. Louis Steamers	FC Dallas
Jeff Davis	Colorado Foxes, St. Louis Steamers, Kansas City Comets	Kevin Kalish	• K - N • Kansas City Wizards, St. Louis Ambush	Los Angeles Galaxy, Tamworth
Tyler David	Vancouver Whitecaps, Saint Louis FC, BK-46, Hartford Athletic, Union Omaha, Des Moines Menace, Minneapolis City	Jim Kavanaugh	L.A. Lazers, St. Louis Steamers	Colorado Foxes, Kansas City Attack
Mark Demling	San Jose, San Diego, San Francisco	Chris Kenny	Chicago, St. Louis Steamers	St. Louis Stars
Jeff DiMaria	Colorado Rapids, St. Louis Steamers	Kipp Keller	Austin FC	Nashville Metros, St. Louis Steamers
John DiRaimondo	Colorado Rapids, D.C. United	Ty Keough	Cincinnati, San Diego, St. Louis Steamers	St. Louis Stars
Daryl Doran	St. Louis Steamers, St. Louis Storm, St. Louis Ambush	Jack Kinealy	St. Louis Stars	NY Red Bulls, Bolton
Jim Draude	St. Louis Steamers	Mike Kirchhoff	St. Louis Steamers	Wanderers, Fulham FC
Don Droege	Rochester, Washington, Atlanta, Tulsa, Tampa Bay, St. Louis Steamers	John Klein	St. Louis CITY SC, CITY2	St. Louis Stars, Chicago
Steve Eise	• E - J • St. Louis Steamers	Casey Klipfel	Nashville Metros	New England Revolution, Saint Louis FC
Dave Fernandez	L.A. Lazers, Louisville	Robert Kristo	Columbus Crew, Spezia Calcio, Fidelis Andria, Tuttocuoio, VfL Osnabruck, North Carolina FC, St. Louis Ambush	New Jersey, Indianapolis
		Steve Kuntz	St. Louis Ambush, Milwaukee Rampage	Seattle, Hartford, Memphis
		Tom Layton	St. Louis Stars	L.A. Zodiac
		Raymond Lee	Philadelphia Union, Tulsa	St. Louis Storm, Colorado Foxes, Dallas Burn, Kansas City Wizards
				St. Louis
				St. Louis Steamers
				Columbus Crew
				Miami, St. Louis Stars



BILLIKENS IN THE PROS

Dipsy Selolwane	Chicago Fire, Real Salt Lake, Ajax Cape Town, Supersport United, Pretoria
Mike Sorber	Kansas City Wizards, NY/NJ MetroStars, Chicago Fire
Tom Strunk	St. Louis Steamers
Steve Sullivan	St. Louis Steamers
Jacob Thomas	Braunschweig, Germany
Jim Tietjens	Columbus Crew
Al Trost	Ft. Lauderdale, Kansas City
Chad Vandegriffe	St. Louis Stars, Seattle, California Surf
Chandler Vaughn	Saint Louis FC
Scott Vorst	LA Galaxy
Nick Walls	Los Angeles, St. Louis Steamers
Tim Ward	Milwaukee Wave, Chicago Fire
Denny Werner	NY/NJ MetroStars, Columbus Crew, Colorado Rapids
Ryan Wileman	Indianapolis
Brad Wilson	Rochester Raging Rhinos
Danny Wynn	L.A. Galaxy
Chuck Zorumski	New England Revolution
	St. Louis Stars



U.S. SOCCER / HALL OF FAME

BILLIKENS IN US SOCCER

<i>Player</i>	<i>Caps (G)</i>	<i>Era</i>
Joe Clarke	8	1975-80
Dan Counce	6	1974-76
Brad Davis	17	2005-14
Dan Donigan*	1	1990
Don Droege	9	1977-79
Steve Frank	1	1973
Gene Geimer	6 (1)	1972-73
Carl Gentile	8 (4)	1964-68
Joe Hamm	7 (1)	1971-72
John Hayes	2	1979-80
Bruce Hudson	3	1975
Larry Hulcer	11 (1)	1979-80
Harry Keough*	18 (1)	1949-57
Ty Keough	14	1979-80
Jack Kinealy	2	1967
Tim Logush	1	1975
Bob Matteson	2	1974
Brian McBride	95 (30)	1993-2006
Pat McBride	9	1964-75
Bill McKeon	4	1979-80
Matt McKeon	2	1999
Bob O'Leary	1	1973
Val Pellizaro*	2	1957
John Pisani	3	1963
Tim Ream	51 (1)	2010-p
Bruce Rodroff	2	1979
Mark Santel	10 (1)	1988-93
Mike Seerey	8 (4)	1972
Al Trost	24 (3)	1971-78

* SLU coaches

Dan Flynn (1973-77)

U.S. Soccer CEO/Secretary General
2000-2019

Bob Guelker (SLU coach

1959-66)

U.S. Soccer President – 1967-69

Brian McBride (1990-93)

U.S. Men's National Team GM –2020-22

Mike Sorber (1989-92)

U.S. Men's National Team
Assistant Coach – 2007-11

FIFA WORLD CUP APPEARANCES

<i>Player</i>	<i>Year</i>
Mike Sorber (U.S.)	1994
Brian McBride (U.S.)	1998
Brian McBride (U.S.)	2002
Brian McBride (U.S.)	2006
Brad Davis (U.S.)	2014
Vedad Ibisevic (Bosnia)	2014
Tim Ream (U.S.)	2022

Assistant Coach

Mike Sorber (U.S.)	2010
--------------------	------

NATIONAL SOCCER HALL OF FAME (YEAR INDUCTED)

Al Trost (2006)
Harry Keough (1976)
Brian McBride (2014)
Pat McBride (1994)

BILLIKEN HALL OF FAME

<i>Player</i>	<i>Year Inducted</i>
Calum Angus	2019
Gene C. Baker	1998
Gerry Balassi	1995
Shane Battelle	1999
Jim Bokern	1996
Donald Brennan	1998
Don Ceresia	1994
Joe Clarke	1995
Jason Cole	2013
Dan Counce	1994
Brad Davis	2009
Mark Demling	1999
Jeff DiMaria	2007
John DiRaimondo	2015
Vince Drake	1999
Don Droege	1995
Jack Dueker	1994
John Eilerman	2002
Dan Flynn	2000
Steve Frank	1995
Mark Frederickson	1995
Steve Fuchs	1995
Jack Galmiche	2019
Gene Geimer	2004
Carl Gentile	1994
Jack Gillsinn	2015
Bob Guelker	1979
Dennis Hadican	2001
Joe Hamm	1995
John Hayes	1995
Joe Hennessy	1994
Don Huber	1995
Bruce Hudson	1995
Larry Hulcer	1995
Jack Jewsbury	2011
John Johnson	1995
Kevin Johnston	2011
Kevin Kalish	2007
Jim Kavanaugh	2015
Chris Kenny	1995
Harry Keough	1994

Ty Keough	1994
Jack Kinealy	1994
John Klein	1995
Jerry Knobbe	1995
Terry Knox	2019
Robert Kristo	2022
Steve Kuntz	1997
Dan Leahy	1994
Pat Leahy	1994
Tim Logush	2007
Bob Malone	1995
Tom Mataya	2005
Bob Matteson	1995
Brian McBride	1999
Pat McBride	1994
Bill McDermott	1992
Bill McKeon	1995
Matthew McKeon	2002
John Michalski	1995
Ed Neusel	1999
Kevin Quigley	2005
Don Range	2017
Gary Rensing	1997
Steve Rick	1995
Bruce Rudroff	1995
Mark Santel	1996
Mike Seerey	1994
Dipsy Selolwane	2009
Mike Sorber	1998
Steve Sullivan	1995
Jim Tietjens	1995
Tony Tocco	2000
Bob Trigg	1995
Al Trost	1994
Tom Trost	1995
Bill Vieth	1995
Denny Werner	2002
Wally Werner	1995