



# SAINT LOUIS

## 2022-23 Game Notes

GAME  
23



vs. **Fordham**

January 28, 2023 // St. Louis, Mo. (Chaifetz Arena)

### SLU Record

**6-16**

A-10	2-5
Home	4-5
Away	1-9
Neutral	1-2
Nonconference	4-11

### November

3	Maryville (exh.)	L, 70-78
7	at Indiana State	L, 62-64
11	SIUE	W, 95-38
13	at Northern Iowa	L, 64-84
15	at Missouri State	L, 55-71
18	Green Bay	L, 70-73
20	South Dakota	L, 67-71
25	vs. No. 21 Baylor	L, 58-92
26	vs. Belmont	L, 68-78
27	vs. Air Force	W, 77-58
30	at Missouri	L, 52-82

### December

3	Illinois State	W, 75-65
5	at Ball State	L, 51-85
8	Wichita State	L, 74-77
17	at Memphis	L, 71-83
21	Southern Illinois	W, 82-54
28	Loyola Chicago*	L, 47-60

### January

1	at VCU*	W, 86-83 OT
7	at Saint Joseph's*	L, 47-71
12	Rhode Island*	L, 65-76
15	Dayton*	W, 80-69
18	at Duquesne*	L, 63-68
25	at Davidson*	L, 71-75
28	Fordham*	7 p.m.

### February

1	George Mason*	11 a.m.
5	at St. Bonaventure*	Noon
8	at Dayton*	10 a.m.
11	George Washington*	7 p.m.
15	at Richmond*	5 p.m.
19	La Salle*	2 p.m.
22	Massachusetts*	7 p.m.
25	at Loyola Chicago*	1 p.m.



### Saint Louis Billikens (6-16, 2-5 A-10)

Head Coach: Rebecca Tillett (William & Mary, 1999)

Tillett's record at Saint Louis: 6-16 (first year)

Tillett's career record: 57-84 (fifth year)



### Fordham Rams (14-7, 6-2 A-10)

Interim Head Coach: Candice Green (Colgate, 2012)

Green's record at Fordham: 14-7 (first year)

Green's career record: Same

### KEY STORYLINES

• **Brooke Flowers** is one of 15 players named to the Naismith Defensive Player of the Year Watch List for NCAA Division I women's basketball.

• **Brooke Flowers** (11-of-14 FG, career-high 24 points) and **Julia Martinez** (9-of-16 FG, 19 points) combined for 43 points and 67-percent shooting in SLU's 75-71 loss at Davidson Wednesday night. The Billikens shot 50.8 percent from the floor, their highest mark in a conference game this season.

• **Julia Martinez** had two steals at Davidson to lift her season total to 72, the school record for a senior and second on SLU's overall single-season list. The school record is 87 set by Theza Fitzpatrick in 1983-84.

• **Martinez** is in eighth place on the Billikens' career steals chart (148). She needs four to move into seventh place, six for sixth place and nine for fifth place.

• **Martinez** ranks second in the Atlantic 10 and ninth in the nation in steals per game (3.27). She is second in the league and 22nd nationally in offensive rebounds per game (3.8), and her 7.7 total rebounds per game are good for ninth in the conference. Martinez is averaging 9.9 total rebounds and 5.3 offensive caroms in the last eight games, and 14.8 points in her last five outings (all double-digit totals).

• **Brooke Flowers** is the nation's top shot-blocker with 3.82 per game. Flowers pulls down 8.0 rebounds per contest to rank seventh in the A-10. She has averaged 10.5 boards, including 4.5 on the offensive glass, in the last four games.

• With 84 blocks this year, **Flowers** needs just seven to break Arlene Lampe's school record of 90 established in 1984-85. She already holds Billiken career marks for blocks (349, 132 more than second place at SLU and most among active NCAA Division I women's basketball players) and rebounds (1,104, third among active players). Flowers' 33 double-doubles are 18th among active players.

• **Kyla McMakin** reached two career milestones in the Davidson game. She became the 10th active player in NCAA Division I women's basketball to reach 2,000 points (2,003), and she surpassed 500 rebounds.

• **McMakin** shoots 86.6 percent (71-of-82) from the free throw line, ranking second in the A-10 and 50th in the nation. McMakin is fifth in the A-10 with 16.9 points per game.

• Among active players in NCAA Division I women's basketball, **McMakin** is ninth in career scoring average (18.0 ppg), 10th in career free throw accuracy (85.9 percent) and 12th in career field goals made (725).

• **Kennedy Calhoun** is sixth in the A-10 with 4.5 assists per game and 10th with 1.9 steals per game. Calhoun has made her last 14 free throw attempts.

• **Peyton Kennedy** is shooting 56.5 percent (13-of-23) over her last five games.

• SLU leads the A-10 and is 14th nationally in blocks per game (5.2). The Bills also top the league in offensive rebounds per game (14.2, 42nd nationally) and steals per game (9.6, 62nd nationally).

• SLU has averaged 17.4 offensive boards over the last eight games.

• SLU's 77.1-percent mark from the foul line is third in the A-10 and 30th in the nation. The Bills are shooting 81.3 percent (109-of-134) from the stripe over the last eight games.

• Saint Louis ranks second in the conference in turnovers forced per game (17.8) and fourth in free throws made per game (12.2).



**Kyla  
McMakin**



**Camree  
Clegg**



**Abby  
Liber**



**Kennedy  
Calhoun**



**Isabel  
Tillett**



**Julia  
Martinez**



**Sevval  
Gul**



**Ashleigh  
Connor**



**Nafatoumata  
Haidara**



**Mia  
Nicastro**



**Kiley  
Bess**



**Peyton  
Kennedy**



**Sarah  
Lazar**



**Bri  
Johns**



**Brooke  
Flowers**

No.	Name	Yr.	Pos.	Ht.	Hometown (High School/Last School)	Pronunciation
00	Kyla McMakin	Sr.	G	5-11	Virginia Beach, Va. (Ocean Lakes/Longwood)	KIGH-luh mick-MAKE-in
2	Camree Clegg	Gr.	G	5-5	Westland, Mich. (Wayne Memorial/St. John's)	cam-ree CLAG
3	Abby Liber	Fr.	G	6-0	Avon, Ohio (Avon)	lie-bur
4	Kennedy Calhoun	So.	G	5-5	Harrisburg, N.C. (Hickory Ridge/Longwood)	
10	Isabel Tillett	R-Fr.	G	5-9	Manassas, Va. (Cosby/Longwood)	
11	Julia Martinez	Sr.	G	5-10	Chicago, Ill. (Loyola Academy)	
12	Sevval Gul	R-Jr.	F	6-4	Istanbul, Turkey (Ferenhbace/Arizona)	shuh-vawl gull
15	Ashleigh Connor	Fr.	G	5-11	Pittsburgh, Pa. (Mount Lebanon)	
21	Nafatoumata Haidara	Sr.	F	6-5	Bamako, Mali (Largo/Chicago State)	nafa-too-mah-tuh high-druh
22	Mia Nicastro	Fr.	G/F	6-2	St. Charles, Mo. (St. Charles West)	ME-uh
24	Kiley Bess	Jr.	G	6-0	Poplar Bluff, Mo. (Poplar Bluff)	
32	Peyton Kennedy	Jr.	F	5-11	Rockford, Ill. (Boylan Catholic)	
34	Sarah Lazar	So.	F	6-3	Madison, Wis. (Edgewood)	luh-ZAR
35	Bri Johns	Jr.	G/F	5-11	Alexandria, Va. (Thomas Edison/Longwood)	BREE
42	Brooke Flowers	Sr.	F/C	6-5	St. Louis, Mo. (Metro Academic & Classical)	

**Head Coach:** Rebecca Tillett (1st year)

**Assistant Coaches:** Tiffany Sardin (associate, 1st year), Ryenn Micaletti (associate, 1st year), Tra'Dayja Smith (1st year)

**Director of Scouting and Program Development:** Jessica Olmstead (1st year)
















**Director of Operations:** Christy Jordan (1st year)

**Video Coordinator:** Matt Dickman (1st year)



# BILLIKENS BASKETBALL

## 2022-23 Broadcast Roster

	<b>00</b>	<p><b>Kyla McMakin</b></p> <ul style="list-style-type: none"> <li>• Became the 10th active Div. I player with 2,000 points</li> <li>• Set SLU record with 40 points in the win over VCU</li> </ul>	<p><i>G • 5-II • Sr. • Virginia Beach, Va. • Ocean Lakes (Longwood)</i></p> <table border="1"> <thead> <tr> <th></th> <th>MIN</th> <th>PTS</th> <th>REB</th> <th>APG</th> <th>FG%</th> <th>3FG%</th> <th>FT%</th> </tr> </thead> <tbody> <tr> <td>2022-23</td> <td>33.1</td> <td>16.9</td> <td>3.1</td> <td>1.2</td> <td>.305</td> <td>.263</td> <td>.866</td> </tr> <tr> <td>CAREER</td> <td>34.6</td> <td>18.0</td> <td>4.5</td> <td>1.5</td> <td>.355</td> <td>.311</td> <td>.859</td> </tr> </tbody> </table>		MIN	PTS	REB	APG	FG%	3FG%	FT%	2022-23	33.1	16.9	3.1	1.2	.305	.263	.866	CAREER	34.6	18.0	4.5	1.5	.355	.311	.859
	MIN	PTS	REB	APG	FG%	3FG%	FT%																				
2022-23	33.1	16.9	3.1	1.2	.305	.263	.866																				
CAREER	34.6	18.0	4.5	1.5	.355	.311	.859																				
	<b>2</b>	<p><b>Camree Clegg</b></p> <ul style="list-style-type: none"> <li>• Team-high 19 points in the opener at Indiana State</li> <li>• Career bests in assists (8) &amp; rebounds (5) vs. Air Force</li> </ul>	<p><i>G • 5-5 • Gr. • Westland, Mich. • Wayne Memorial (St. John's)</i></p> <table border="1"> <thead> <tr> <th></th> <th>MIN</th> <th>PTS</th> <th>REB</th> <th>APG</th> <th>FG%</th> <th>3FG%</th> <th>FT%</th> </tr> </thead> <tbody> <tr> <td>2022-23</td> <td>18.4</td> <td>5.2</td> <td>1.1</td> <td>1.8</td> <td>.270</td> <td>.250</td> <td>.950</td> </tr> <tr> <td>CAREER</td> <td>13.8</td> <td>4.1</td> <td>1.0</td> <td>1.7</td> <td>.335</td> <td>.322</td> <td>.832</td> </tr> </tbody> </table>		MIN	PTS	REB	APG	FG%	3FG%	FT%	2022-23	18.4	5.2	1.1	1.8	.270	.250	.950	CAREER	13.8	4.1	1.0	1.7	.335	.322	.832
	MIN	PTS	REB	APG	FG%	3FG%	FT%																				
2022-23	18.4	5.2	1.1	1.8	.270	.250	.950																				
CAREER	13.8	4.1	1.0	1.7	.335	.322	.832																				
	<b>3</b>	<p><b>Abby Liber</b></p> <ul style="list-style-type: none"> <li>• Avon's all-time leading scorer with 1,139 career points</li> <li>• All-State second team member in Ohio</li> </ul>	<p><i>G • 6-0 • Fr. • Avon, Ohio • Avon</i></p> <table border="1"> <thead> <tr> <th></th> <th>MIN</th> <th>PTS</th> <th>REB</th> <th>APG</th> <th>FG%</th> <th>3FG%</th> <th>FT%</th> </tr> </thead> <tbody> <tr> <td>2022-23</td> <td>2.1</td> <td>0.3</td> <td>0.2</td> <td>0.0</td> <td>.333</td> <td>.000</td> <td>.000</td> </tr> <tr> <td>CAREER</td> <td>2.1</td> <td>0.3</td> <td>0.2</td> <td>0.0</td> <td>.333</td> <td>.000</td> <td>.000</td> </tr> </tbody> </table>		MIN	PTS	REB	APG	FG%	3FG%	FT%	2022-23	2.1	0.3	0.2	0.0	.333	.000	.000	CAREER	2.1	0.3	0.2	0.0	.333	.000	.000
	MIN	PTS	REB	APG	FG%	3FG%	FT%																				
2022-23	2.1	0.3	0.2	0.0	.333	.000	.000																				
CAREER	2.1	0.3	0.2	0.0	.333	.000	.000																				
	<b>4</b>	<p><b>Kennedy Calhoun</b></p> <ul style="list-style-type: none"> <li>• Led SLU in scoring (14 pts.) for first time vs. URI</li> <li>• Career-best 14 assists in the win over SIUE</li> </ul>	<p><i>G • 5-5 • So. • Harrisburg, N.C. • Hickory Ridge (Longwood)</i></p> <table border="1"> <thead> <tr> <th></th> <th>MIN</th> <th>PTS</th> <th>STL</th> <th>APG</th> <th>FG%</th> <th>3FG%</th> <th>FT%</th> </tr> </thead> <tbody> <tr> <td>2022-23</td> <td>33.3</td> <td>5.9</td> <td>1.9</td> <td>4.5</td> <td>.369</td> <td>.214</td> <td>.882</td> </tr> <tr> <td>CAREER</td> <td>31.8</td> <td>6.3</td> <td>2.3</td> <td>3.1</td> <td>.401</td> <td>.263</td> <td>.670</td> </tr> </tbody> </table>		MIN	PTS	STL	APG	FG%	3FG%	FT%	2022-23	33.3	5.9	1.9	4.5	.369	.214	.882	CAREER	31.8	6.3	2.3	3.1	.401	.263	.670
	MIN	PTS	STL	APG	FG%	3FG%	FT%																				
2022-23	33.3	5.9	1.9	4.5	.369	.214	.882																				
CAREER	31.8	6.3	2.3	3.1	.401	.263	.670																				
	<b>10</b>	<p><b>Isabel Tillett</b></p> <ul style="list-style-type: none"> <li>• Daughter of head coach Rebecca Tillett</li> <li>• First collegiate action and point in win over SIUE</li> </ul>	<p><i>G • 5-9 • R-Fr. • Manassas, Va. • Cosby (Longwood)</i></p> <table border="1"> <thead> <tr> <th></th> <th>MIN</th> <th>PTS</th> <th>REB</th> <th>APG</th> <th>FG%</th> <th>3FG%</th> <th>FT%</th> </tr> </thead> <tbody> <tr> <td>2022-23</td> <td>2.3</td> <td>0.2</td> <td>0.2</td> <td>0.0</td> <td>.000</td> <td>.000</td> <td>.500</td> </tr> <tr> <td>CAREER</td> <td>2.3</td> <td>0.2</td> <td>0.2</td> <td>0.0</td> <td>.000</td> <td>.000</td> <td>.500</td> </tr> </tbody> </table>		MIN	PTS	REB	APG	FG%	3FG%	FT%	2022-23	2.3	0.2	0.2	0.0	.000	.000	.500	CAREER	2.3	0.2	0.2	0.0	.000	.000	.500
	MIN	PTS	REB	APG	FG%	3FG%	FT%																				
2022-23	2.3	0.2	0.2	0.0	.000	.000	.500																				
CAREER	2.3	0.2	0.2	0.0	.000	.000	.500																				
	<b>11</b>	<p><b>Julia Martinez</b></p> <ul style="list-style-type: none"> <li>• A-10 Player of the Week for Jan. 9-15</li> <li>• Narrowly missed triple-double (14/14/8 assts.) vs. URI</li> </ul>	<p><i>G • 5-10 • Sr. • Chicago, Ill. • Loyola Academy</i></p> <table border="1"> <thead> <tr> <th></th> <th>MIN</th> <th>PTS</th> <th>REB</th> <th>APG</th> <th>FG%</th> <th>3FG%</th> <th>FT%</th> </tr> </thead> <tbody> <tr> <td>2022-23</td> <td>29.3</td> <td>10.3</td> <td>7.7</td> <td>3.2</td> <td>.477</td> <td>.267</td> <td>.631</td> </tr> <tr> <td>CAREER</td> <td>22.1</td> <td>4.6</td> <td>4.9</td> <td>2.9</td> <td>.392</td> <td>.259</td> <td>.626</td> </tr> </tbody> </table>		MIN	PTS	REB	APG	FG%	3FG%	FT%	2022-23	29.3	10.3	7.7	3.2	.477	.267	.631	CAREER	22.1	4.6	4.9	2.9	.392	.259	.626
	MIN	PTS	REB	APG	FG%	3FG%	FT%																				
2022-23	29.3	10.3	7.7	3.2	.477	.267	.631																				
CAREER	22.1	4.6	4.9	2.9	.392	.259	.626																				
	<b>12</b>	<p><b>Sevval Gul</b></p> <ul style="list-style-type: none"> <li>• Had 4 points and 3 rebounds in 6 minutes at Duquesne</li> <li>• Played with Turkish National Team last summer</li> </ul>	<p><i>F • 6-4 • R-Jr. • Istanbul, Turkey • Ferenhbase (Arizona)</i></p> <table border="1"> <thead> <tr> <th></th> <th>MIN</th> <th>PTS</th> <th>REB</th> <th>APG</th> <th>FG%</th> <th>3FG%</th> <th>FT%</th> </tr> </thead> <tbody> <tr> <td>2022-23</td> <td>5.8</td> <td>2.0</td> <td>1.1</td> <td>0.1</td> <td>.444</td> <td>.000</td> <td>.500</td> </tr> <tr> <td>CAREER</td> <td>11.3</td> <td>3.5</td> <td>2.4</td> <td>0.4</td> <td>.412</td> <td>.103</td> <td>.438</td> </tr> </tbody> </table>		MIN	PTS	REB	APG	FG%	3FG%	FT%	2022-23	5.8	2.0	1.1	0.1	.444	.000	.500	CAREER	11.3	3.5	2.4	0.4	.412	.103	.438
	MIN	PTS	REB	APG	FG%	3FG%	FT%																				
2022-23	5.8	2.0	1.1	0.1	.444	.000	.500																				
CAREER	11.3	3.5	2.4	0.4	.412	.103	.438																				
	<b>15</b>	<p><b>Ashleigh Connor</b></p> <ul style="list-style-type: none"> <li>• Registered 1,776 career points at Mount Lebanon</li> <li>• Connected on 164 treys on a .407 shooting percentage</li> </ul>	<p><i>G • 5-II • Fr. • Pittsburgh, Pa. • Mount Lebanon</i></p> <table border="1"> <thead> <tr> <th></th> <th>MIN</th> <th>PTS</th> <th>REB</th> <th>APG</th> <th>FG%</th> <th>3FG%</th> <th>FT%</th> </tr> </thead> <tbody> <tr> <td>2022-23</td> <td>--</td> <td>--</td> <td>--</td> <td>--</td> <td>--</td> <td>--</td> <td>--</td> </tr> <tr> <td>CAREER</td> <td>--</td> <td>--</td> <td>--</td> <td>--</td> <td>--</td> <td>--</td> <td>--</td> </tr> </tbody> </table>		MIN	PTS	REB	APG	FG%	3FG%	FT%	2022-23	--	--	--	--	--	--	--	CAREER	--	--	--	--	--	--	--
	MIN	PTS	REB	APG	FG%	3FG%	FT%																				
2022-23	--	--	--	--	--	--	--																				
CAREER	--	--	--	--	--	--	--																				
	<b>21</b>	<p><b>Nafatoumata Haidara</b></p> <ul style="list-style-type: none"> <li>• Saw her first action as a Billiken vs. Dayton Jan. 15</li> <li>• Played in 25 games (seven starts) at Chicago State</li> </ul>	<p><i>F • 6-5 • Sr. • Bamako, Mali • Largo (Chicago State)</i></p> <table border="1"> <thead> <tr> <th></th> <th>MIN</th> <th>PTS</th> <th>REB</th> <th>APG</th> <th>FG%</th> <th>BPG</th> <th>FT%</th> </tr> </thead> <tbody> <tr> <td>2022-23</td> <td>4.8</td> <td>0.0</td> <td>1.7</td> <td>0.0</td> <td>.000</td> <td>0.3</td> <td>.000</td> </tr> <tr> <td>CAREER</td> <td>12.2</td> <td>2.6</td> <td>3.6</td> <td>0.2</td> <td>.485</td> <td>0.6</td> <td>.194</td> </tr> </tbody> </table>		MIN	PTS	REB	APG	FG%	BPG	FT%	2022-23	4.8	0.0	1.7	0.0	.000	0.3	.000	CAREER	12.2	2.6	3.6	0.2	.485	0.6	.194
	MIN	PTS	REB	APG	FG%	BPG	FT%																				
2022-23	4.8	0.0	1.7	0.0	.000	0.3	.000																				
CAREER	12.2	2.6	3.6	0.2	.485	0.6	.194																				
	<b>22</b>	<p><b>Mia Nicastro</b></p> <ul style="list-style-type: none"> <li>• Career-best 13 points at Memphis</li> <li>• Two-time A-10 Rookie of the Week</li> </ul>	<p><i>G/F • 6-2 • Fr. • St. Charles, Mo. • St. Charles West</i></p> <table border="1"> <thead> <tr> <th></th> <th>MIN</th> <th>PTS</th> <th>REB</th> <th>APG</th> <th>FG%</th> <th>3FG%</th> <th>FT%</th> </tr> </thead> <tbody> <tr> <td>2022-23</td> <td>17.0</td> <td>5.9</td> <td>4.2</td> <td>0.4</td> <td>.439</td> <td>.129</td> <td>.781</td> </tr> <tr> <td>CAREER</td> <td>17.0</td> <td>5.9</td> <td>4.2</td> <td>0.4</td> <td>.439</td> <td>.129</td> <td>.781</td> </tr> </tbody> </table>		MIN	PTS	REB	APG	FG%	3FG%	FT%	2022-23	17.0	5.9	4.2	0.4	.439	.129	.781	CAREER	17.0	5.9	4.2	0.4	.439	.129	.781
	MIN	PTS	REB	APG	FG%	3FG%	FT%																				
2022-23	17.0	5.9	4.2	0.4	.439	.129	.781																				
CAREER	17.0	5.9	4.2	0.4	.439	.129	.781																				
	<b>24</b>	<p><b>Kiley Bess</b></p> <ul style="list-style-type: none"> <li>• Saw first action Dec. 5 at Ball State since ACL injury</li> <li>• Suffered a torn ACL in early February last season</li> </ul>	<p><i>G • 6-0 • Jr. • Poplar Bluff, Mo. • Poplar Bluff</i></p> <table border="1"> <thead> <tr> <th></th> <th>MIN</th> <th>PTS</th> <th>REB</th> <th>APG</th> <th>FG%</th> <th>3FG%</th> <th>FT%</th> </tr> </thead> <tbody> <tr> <td>2022-23</td> <td>3.3</td> <td>0.0</td> <td>0.3</td> <td>0.3</td> <td>.000</td> <td>.000</td> <td>.000</td> </tr> <tr> <td>CAREER</td> <td>14.9</td> <td>3.8</td> <td>2.0</td> <td>0.5</td> <td>.343</td> <td>.301</td> <td>.650</td> </tr> </tbody> </table>		MIN	PTS	REB	APG	FG%	3FG%	FT%	2022-23	3.3	0.0	0.3	0.3	.000	.000	.000	CAREER	14.9	3.8	2.0	0.5	.343	.301	.650
	MIN	PTS	REB	APG	FG%	3FG%	FT%																				
2022-23	3.3	0.0	0.3	0.3	.000	.000	.000																				
CAREER	14.9	3.8	2.0	0.5	.343	.301	.650																				
	<b>32</b>	<p><b>Peyton Kennedy</b></p> <ul style="list-style-type: none"> <li>• Had nine points and two steals in the win over Dayton</li> <li>• Career-best 25 points against Wichita State</li> </ul>	<p><i>F • 5-II • Jr. • Rockford, Ill. • Boylan Catholic</i></p> <table border="1"> <thead> <tr> <th></th> <th>MIN</th> <th>PTS</th> <th>REB</th> <th>APG</th> <th>FG%</th> <th>3FG%</th> <th>FT%</th> </tr> </thead> <tbody> <tr> <td>2022-23</td> <td>14.2</td> <td>7.2</td> <td>3.8</td> <td>0.6</td> <td>.448</td> <td>.353</td> <td>.848</td> </tr> <tr> <td>CAREER</td> <td>14.7</td> <td>5.2</td> <td>3.1</td> <td>0.7</td> <td>.369</td> <td>.216</td> <td>.767</td> </tr> </tbody> </table>		MIN	PTS	REB	APG	FG%	3FG%	FT%	2022-23	14.2	7.2	3.8	0.6	.448	.353	.848	CAREER	14.7	5.2	3.1	0.7	.369	.216	.767
	MIN	PTS	REB	APG	FG%	3FG%	FT%																				
2022-23	14.2	7.2	3.8	0.6	.448	.353	.848																				
CAREER	14.7	5.2	3.1	0.7	.369	.216	.767																				
	<b>34</b>	<p><b>Sarah Lazar</b></p> <ul style="list-style-type: none"> <li>• Played in 19 games, including one start, last season</li> <li>• Collected seven points and two steals against SJU</li> </ul>	<p><i>F • 6-3 • So. • Madison, Wis. • Edgewood</i></p> <table border="1"> <thead> <tr> <th></th> <th>MIN</th> <th>PTS</th> <th>REB</th> <th>APG</th> <th>FG%</th> <th>3FG%</th> <th>FT%</th> </tr> </thead> <tbody> <tr> <td>2022-23</td> <td>2.1</td> <td>0.5</td> <td>0.3</td> <td>0.3</td> <td>1.000</td> <td>.000</td> <td>.000</td> </tr> <tr> <td>CAREER</td> <td>6.8</td> <td>0.9</td> <td>0.6</td> <td>0.1</td> <td>.259</td> <td>.111</td> <td>.625</td> </tr> </tbody> </table>		MIN	PTS	REB	APG	FG%	3FG%	FT%	2022-23	2.1	0.5	0.3	0.3	1.000	.000	.000	CAREER	6.8	0.9	0.6	0.1	.259	.111	.625
	MIN	PTS	REB	APG	FG%	3FG%	FT%																				
2022-23	2.1	0.5	0.3	0.3	1.000	.000	.000																				
CAREER	6.8	0.9	0.6	0.1	.259	.111	.625																				
	<b>35</b>	<p><b>Bri Johns</b></p> <ul style="list-style-type: none"> <li>• Started the final 24 contests for Longwood last season</li> <li>• Drilled four 3-pointers in two of the last four games</li> </ul>	<p><i>G/F • 5-II • Jr. • Alexandria, Va. • Thomas Edison (Longwood)</i></p> <table border="1"> <thead> <tr> <th></th> <th>MIN</th> <th>PTS</th> <th>REB</th> <th>APG</th> <th>FG%</th> <th>3FG%</th> <th>FT%</th> </tr> </thead> <tbody> <tr> <td>2022-23</td> <td>15.5</td> <td>3.2</td> <td>2.0</td> <td>0.7</td> <td>.357</td> <td>.300</td> <td>.833</td> </tr> <tr> <td>CAREER</td> <td>16.2</td> <td>3.7</td> <td>2.6</td> <td>0.7</td> <td>.366</td> <td>.272</td> <td>.692</td> </tr> </tbody> </table>		MIN	PTS	REB	APG	FG%	3FG%	FT%	2022-23	15.5	3.2	2.0	0.7	.357	.300	.833	CAREER	16.2	3.7	2.6	0.7	.366	.272	.692
	MIN	PTS	REB	APG	FG%	3FG%	FT%																				
2022-23	15.5	3.2	2.0	0.7	.357	.300	.833																				
CAREER	16.2	3.7	2.6	0.7	.366	.272	.692																				
	<b>42</b>	<p><b>Brooke Flowers</b></p> <ul style="list-style-type: none"> <li>• Made the Naismith Def. Player of the Year Watch List</li> <li>• Career-high 24 points at Davidson</li> </ul>	<p><i>F/C • 6-5 • Sr. • St. Louis, Mo. • Metro Academic &amp; Classical</i></p> <table border="1"> <thead> <tr> <th></th> <th>MIN</th> <th>PTS</th> <th>REB</th> <th>APG</th> <th>FG%</th> <th>BPG</th> <th>FT%</th> </tr> </thead> <tbody> <tr> <td>2022-23</td> <td>31.4</td> <td>10.7</td> <td>8.0</td> <td>0.5</td> <td>.545</td> <td>3.8</td> <td>.681</td> </tr> <tr> <td>CAREER</td> <td>26.6</td> <td>8.5</td> <td>8.6</td> <td>0.6</td> <td>.475</td> <td>2.7</td> <td>.615</td> </tr> </tbody> </table>		MIN	PTS	REB	APG	FG%	BPG	FT%	2022-23	31.4	10.7	8.0	0.5	.545	3.8	.681	CAREER	26.6	8.5	8.6	0.6	.475	2.7	.615
	MIN	PTS	REB	APG	FG%	BPG	FT%																				
2022-23	31.4	10.7	8.0	0.5	.545	3.8	.681																				
CAREER	26.6	8.5	8.6	0.6	.475	2.7	.615																				

Quick Facts

Location St. Louis, Mo. (63103)
Founded 1818
Enrollment 13,546
Nickname Billikens
School Colors Blue & White
Facility Chaifetz Arena
Capacity 10,600
Affiliation Division I
Conference Atlantic 10
President Dr. Fred Pestello
Alma Mater John Carroll (1974)
Athletics Director Chris May
Alma Mater Iowa State (1985)

Coaching Staff

Head Coach Rebecca Tillet
Alma Mater William & Mary (1999)
Record at SLU (Yr) 6-16 (1)
Record Overall (Yr) 57-84 (5)
Associate Head Coach Tiffany Sardin
Alma Mater Virginia (2006)
Year at SLU 1st
Associate Head Coach Ryenn Micaletti
Alma Mater Seton Hill (2011)
Year at SLU 1st
Assistant Coach Tra'Dayja Smith
Alma Mater Longwood (2021)
Year at SLU 1st
Dir. Scouting and Prgm Dev. Jessica Olmstead
Alma Mater Mercyhurst (2006)
Year at SLU 1st
Director of Operations Christy Jordan
Alma Mater Old Dominion (2019)
Year at SLU 1st
Video Coordinator Matt Dickman
Alma Mater Kansas Wesleyan
Year at SLU 1st

Team Information

2021-22 Overall Record 9-18
Atlantic 10 Record 5-9
Atlantic 10 Finish 11th
Letterwinners Returning/Lost 6/7
Starters Returning/Lost 3/2
Newcomers 9

Media Relations

Women's BBSID (interim) Mickey Smith
Office Phone 314-977-3463
Cell Phone 314-610-8496
Email mickey.smith@slu.edu

Flowers Returns for Fifth Season

- St. Louis native Brooke Flowers returned for a fifth season in 2022-23. Flowers is the program's all-time leader in blocked shots (349) and rebounds (1,104).
Flowers is one of 15 players on the Naismith Defensive Player of the Year Watch List for women's basketball.
Flowers leads the NCAA with 84 total blocks and 3.82 blocks per game this season. She tied a program record with nine blocks against South Dakota. Those nine blocks are the second most by an NCAA player in a game this season.
Flowers' 84 blocks are third most in a single season by a Billiken. In her fifth year, she holds five of the top eight spots on the chart. SLU's record for blocks in a season is 90, set by Arlene Lampe in the 1984-85 season.
The senior became just the second Billiken to eclipse the 1,000-rebound threshold in her career in the game against Air Force.
Among active players in the NCAA, Flowers ranks first in blocked shots, third in rebounds and 18th in double-doubles (33).
Flowers was named the 2021-22 Atlantic 10 Conference Defensive Player of the Year after posting an NCAA second-ranked 3.52 blocks per game, as well as pulling down an A-10 best and NCAA ninth-ranked 11.5 rebounds per contest.
In addition to being the league's Defensive Player of the Year, Flowers earned a spot on the All-Conference third team and All-Defensive team for a second straight season.
Flowers was one of 25 members on the preseason watch list for the 2023 Becky Hammon Mid-Major Player of the Year Award.

Makin' It Rain

- Kyla McMakin broke SLU's single-game scoring record with a 40-point performance in the road win at VCU. One of 13 40-point efforts in NCAA Division I this season, it is the highest total by an A-10 player in the 2022-23 campaign.
McMakin joined Nicole Cardano-Hillary (George Mason, 11/24/19) as the only A-10 players since the 2009-10 season to score 40+ points in a single game.
Among active players in NCAA Division I women's basketball, she ranks ninth in scoring average (18.0 ppg), 10th in points (2,003) and free throw percentage (85.9 percent) and 12th in field goals made (725).
McMakin has scored double digits in 99 of 111 career games.
At Longwood, McMakin was a three-time All-Big South Conference first-team member and led the league in scoring in two of her three seasons. She concluded her Big South career ranked 17th all-time in the league in scoring.
McMakin finished her 2021-22 campaign ranked 23rd nationally with 619 points, 20th with 235 made field goals and 53rd with an average of 18.2 points.
McMakin's 2,003 career points and 18.0 career scoring average would be atop SLU's all-time charts. Her career .859 mark from the charity stripe would be second all-time for the Billikens.

Martinez Plays Tough

- Senior guard Julia Martinez, the A-10 Player of the Week for Jan. 9-15, ranks ninth in steals per game (3.3) in NCAA Division I.
Her 72 steals are a Billiken record for a senior and already second most overall in a single season at SLU. Theza Fitzpatrick holds the school mark of 87 steals in the 1983-84 campaign.
Over the last 12 outings, Martinez is averaging 13.9 points, 9.0 rebounds, 4.5 assists and 3.8 steals. All but the scoring average lead the Billikens during that stretch.
Martinez nearly recorded SLU women's basketball's first-ever triple-double vs. Rhode Island, turning in 14 points, a career-high-tying 14 boards and eight assists.
She led SLU to a program-record 24 steals with seven steals, in just 17 minutes, in the win over SIUE. She had a career-high eight steals in a victory over Dayton.
Martinez is also a big contributor on the boards, grabbing 7.7 per game (ninth in the A-10) including a 9.9 average in her last eight outings.

### Ball Hawk Point Guard

- Sophomore Kennedy Calhoun was one of the top defensive guards in the country in her rookie campaign at Longwood last season, ranking ninth in the NCAA with 89 steals and 27th with 2.6 steals per game.
- In addition to her defensive prowess, Calhoun ranks sixth in the A-10 with 4.5 assists per game.
- Calhoun's career-best 14 assists against SIUE are tied for the second-highest total by an individual across the country in a game this season.
- The sophomore knocked down two clutch free throws in the closing seconds of regulation to tie the game and send the Billikens to overtime in an eventual victory over VCU Jan. 1.
- Calhoun's 1.9 steals per game rank 10th in the conference.
- The guard helped propel the Billikens to a win over Air Force with a season-best 14 points, along with three assists and two rebounds. She went 6-6 from the free throw line.

### Kennedy's Big Game

- Junior Peyton Kennedy registered a career-best 25 points against Wichita State on a career-high nine field goals. She also matched her career make of four 3-pointers.
- She's scored in double figures six times this season.
- Kennedy is fourth on the Billikens in rebounding, with 3.8 rebounds per game.
- Nearly half her boards have come on the offensive glass (38 of 79).

### A-10 Rookie Honors

- Freshman Mia Nicastro was named the Atlantic 10 Conference Rookie of the Week on Dec. 19 and then again on Dec. 27.
- She became the first Billiken to take home an A-10 weekly honor this season.
- The St. Charles, Mo., native registered a career-best 13 points, along with four rebounds and a steal, at Memphis.
- Nicastro was then one of six Billikens to score in double figures in a dominant win over Southern Illinois, registering 12 points and six rebounds.

### Breakout vs. SIUE

- SLU registered its largest scoring output since the 2017-18 season, forced 31 turnovers, broke its single-game steals record and held SIUE to 38 points in a 95-38 victory over the Cougars.
- The 95 points were the most since a 96-73 victory over Saint Joseph's on Jan. 21, 2018.
- The Billikens registered a school-record 24 steals, surpassing their previous best of 23. Julia Martinez led the way with seven in the game.

### Saint Louis Team Highs/Lows

#### Points

High: 95 vs. SIUE (11/11/22)  
Low: 47 vs. Loyola Chicago & at Saint Joseph's

#### FGs Made

High: 39 vs. SIUE (11/11/22)  
Low: 15 vs. Loyola Chicago & at Saint Joseph's

#### 3FGs Made

High: 10 vs. Green Bay (11/18/22)  
Low: 0 vs. Loyola Chicago (12/28/22)

#### FTs Made

High: 22 vs. Belmont (11/26/22)  
Low: 4 at Davidson (1/25/23)

#### Rebounds

High: 51 vs. Air Force (11/27/22)  
Low: 26 at Missouri State (11/11/22)

#### Assists

High: 28 vs. SIUE (11/11/22)  
Low: 5 vs. Loyola Chicago (12/28/22)

#### Steals

High: 24 vs. SIUE (11/11/22)  
Low: 5 vs. Rhode Island (1/12/23)

#### Blocks

High: 13 vs. Dayton (1/15/23)  
Low: 0 at Saint Joseph's (1/7/23)

### Individual Game Highs

#### Points

SLU: 40, Kyla McMakin at VCU (1/1/23)  
Opponent: 26, Destinee Wells, Belmont (11/26/22)

#### FGs Made

SLU: 14, Kyla McMakin at VCU (1/1/23)  
Opponent: 11, Suzi-Rose Deegan, Davidson (1/25/23)

#### 3FGs Made

SLU: 6, Kyla McMakin vs. Green Bay & at VCU  
Opponent: 6, Lauren Hansen, Missouri (11/30/22)

#### FTs Made

SLU: 8, Kyla McMakin vs. Belmont and Loyola Chicago  
Opponent: 9, Sarah Te-Biasu, VCU (1/1/23)

#### Rebounds

SLU: 14, Martinez vs. URI (1/12/23); Flowers vs. SIU (12/21/22)  
Opponent: 16, Tessa Miller, Belmont (11/26/22)

#### Assists

SLU: 14, Kennedy Calhoun vs. SIUE (11/11/22)  
Opponent: 10, Jaden Owens, Baylor (11/25/22)

#### Steals

SLU: 8, Julia Martinez vs. Dayton (1/15/23)  
Opponent: 4, seven players

#### Blocks

SLU: 9, Brooke Flowers vs. South Dakota (11/20/22)  
Opponent: 4, four players

Flowers Hits Milestones

- Brooke Flowers tied the Billikens' all-time rebounding record with board No. 1,000 in the game against Air Force and then broke the mark with her first rebound against Missouri Nov. 30.
She then posted the 1,000th point of her career Dec. 17 at Memphis.

Billikens Break Free Throw Mark

- The Billikens set a program record against Illinois State by going 18-18 from the free throw line, the highest percentage all-time for a SLU team (minimum 15 attempts).
Peyton Kennedy and Julia Martinez led the way with six makes each, and the team went 10-10 in the fourth quarter to ice the game.

Clegg's Quick Impact

- After earning a bachelor's degree in sports management and an MBA in finance at St. John's, Camree Clegg is pursuing a master's degree in supply chain management at SLU.
Clegg averaged 3.3 assists for the Red Storm last season. She dished out a total of 102 helpers, a number that just one Billiken has eclipsed in the past four years.
Clegg's 19 points at Indiana State tied for the highest scoring output in a season opener by a Billiken in the last six seasons.

A-10 Preseason Awards

- Seniors Brooke Flowers and Kyla McMakin were voted to an Atlantic 10 Conference preseason All-Conference team, being selected to the second and third teams, respectively.
Flowers was also chosen to the five-woman All-Defensive team.
Flowers was named the 2021-22 Atlantic 10 Conference Defensive Player of the Year after posting an NCAA second-ranked 3.52 blocks per game last season, as well as pulling down an A-10 best and NCAA ninth-ranked 11.5 rebounds per contest.
McMakin was three times named to the Big South Conference All-Conference first team while at Longwood.
The Billikens were picked to finish 12th in the A-10 preseason poll, voted on by all 15 league head coaches. UMass was the top selection.

Table with 3 columns: Player, Season, Career. Rows include Brooke Flowers (6, 33), Julia Martinez (4, 6), Kyla McMakin (-, 3), Sevval Gul (-, 1), Nafatoumata Haidara (-, 1).

Table with 3 columns: Player, Season, Career. Rows include Kyla McMakin (18, 99), Brooke Flowers (15, 54), Camree Clegg (3, 11), Peyton Kennedy (6, 11), Kennedy Calhoun (5, 12), Julia Martinez (9, 14), Marisa Warren (--, 7), Kiley Bess (--, 6), Briana Johns (2, 6), Sevval Gul (--, 4), Mia Nicastro (5, 5), Nafatoumata Haidara (--, 2).

Table with 3 columns: Player, Season, Career. Rows include Brooke Flowers (7, 50), Julia Martinez (7, 10), Kyla McMakin (--, 3), Nafatoumata Haidara (--, 3), Kennedy Calhoun (--, 1), Sevval Gul (--, 1).

The Last Time The Billikens... (only SLU, not opponents)

Team

- Scored 100 points ..... 101, vs. Lipscomb (12/17/17)
Scored 90 points ..... 95, vs SIUE (11/11/22)
Shot 60 percent ..... 60.6, at Davidson (12/31/16)
Shot 50 percent ..... 50.8, at Davidson (1/25/23)
Played a ranked team ..... #21 Baylor (11/25/22)
Beat a ranked team ..... vs. 23 Duquesne (84-81 - 2/18/16)
Played overtime ..... at VCU (1/1/23)
Won overtime game ..... at VCU (1/1/23)
Played double overtime ..... vs. Fordham (1/31/18)
Won double overtime ..... vs. Fordham (1/31/18)
Played triple overtime ..... vs. Dayton (1/23/18)
Won triple overtime game ..... vs. Dayton (1/23/18)

Individual

- 40+ points .....40, Kyla McMakin at VCU (1/1/23)
30+ points ..... 40, Kyla McMakin at VCU (1/1/23)
20+ rebounds .... 21, Brooke Flowers vs. Massachusetts (1/24/21)
15+ rebounds ..... 16, Brooke Flowers vs. UMass (2/26/22)
10+ assists ..... 14, Kennedy Calhoun vs. SIUE (11/11/22)
5+steals.....8,JuliaMartinezvs.Dayton(1/15/23)
5+blocks ..... 6, Brooke Flowers vs. Dayton (1/15/23)
2 players with 20+ points ..... vs. Wichita State (12/3/22)
4 players with 10+ points ..... at Davidson (1/25/23)
5 players with 10+ points ..... vs. Southern Illinois (12/21/22)
6 players with 10+ points ..... vs. Southern Illinois (12/21/22)
Triple-double ..... Never
Double-double ..... Flowers/Martinez at Duquesne (1/18/23)

### Series vs. Fordham

Record .....	11-11
Streak .....	L1
Home .....	7-4
Road .....	3-6
Neutral.....	1-1
Last 10 .....	5-5
Last matchup .....	1/17/21
Result .....	L, 72-63

### 2022-23 Honor Roll

#### Brooke Flowers

- A-10 Preseason All-Conference second team
- A-10 Preseason All-Defensive team
- Becky Hammon Mid-Major POY Watch List

#### Julia Martinez

- A-10 Player of the Week (Jan. 16)

#### Kyla McMakin

- A-10 Preseason All-Conference third team
- A-10 Player of the Week (Jan. 2)

#### Mia Nicastro

- A-10 Rookie of the Week (Dec. 19)
- A-10 Rookie of the Week (Dec. 27)

### 2022-23 Statistical Leaders

(# of times player has led in each category)

Player	Points	Rebounds	Assists	Steals
Kyla McMakin	11	1	1	3
Marisa Warren	-	-	-	-
Camree Clegg	2	-	3	1
Abby Liber	-	-	-	-
Kennedy Calhoun	1	-	12	4
Isabel Tillett	-	-	-	-
Julia Martinez	3	10	6	13
Sevval Gul	-	-	-	-
Ashleigh Connor	-	-	-	-
Nafatoumata Haidara	-	-	-	-
Mia Nicastro	-	1	-	2
Kiley Bess	-	-	-	1
Peyton Kennedy	1	1	-	-
Sarah Lazar	-	-	-	-
Briana Johns	2	-	1	-
Brooke Flowers	2	11	-	-

### Game-by-Game Starting Lineup

GAME					
<i>Indiana State</i>	Calhoun	Clegg	McMakin	Johns	Flowers
<i>SIUE</i>	Calhoun	Clegg	McMakin	Johns	Flowers
<i>Northern Iowa</i>	Calhoun	Clegg	McMakin	Johns	Flowers
<i>Missouri State</i>	Calhoun	Clegg	McMakin	Johns	Flowers
<i>Green Bay</i>	Calhoun	Clegg	McMakin	Martinez	Flowers
<i>South Dakota</i>	Calhoun	Clegg	McMakin	Martinez	Flowers
<i>Baylor</i>	Calhoun	Clegg	McMakin	Martinez	Flowers
<i>Belmont</i>	Calhoun	McMakin	Martinez	Nicastro	Flowers
<i>Air Force</i>	Calhoun	McMakin	Martinez	Nicastro	Flowers
<i>Missouri</i>	Calhoun	McMakin	Martinez	Nicastro	Flowers
<i>Illinois State</i>	Calhoun	McMakin	Martinez	Kennedy	Flowers
<i>Ball State</i>	Calhoun	McMakin	Martinez	Kennedy	Flowers
<i>Wichita State</i>	Calhoun	McMakin	Martinez	Johns	Flowers
<i>Memphis</i>	Calhoun	McMakin	Martinez	Kennedy	Flowers
<i>Southern Illinois</i>	Calhoun	McMakin	Martinez	Nicastro	Flowers
<i>Loyola Chicago</i>	Calhoun	McMakin	Martinez	Nicastro	Flowers
<i>VCU</i>	Calhoun	McMakin	Martinez	Nicastro	Flowers
<i>Saint Joseph's</i>	Calhoun	McMakin	Martinez	Nicastro	Flowers
<i>Rhode Island</i>	Calhoun	McMakin	Martinez	Nicastro	Flowers
<i>Dayton</i>	Calhoun	McMakin	Martinez	Nicastro	Flowers
<i>Duquesne</i>	Calhoun	McMakin	Martinez	Nicastro	Flowers
<i>Davidson</i>	Calhoun	McMakin	Martinez	Nicastro	Flowers
<i>Fordham</i>					
<i>George Mason</i>					
<i>St. Bonaventure</i>					
<i>Dayton</i>					
<i>George Washington</i>					
<i>Richmond</i>					
<i>La Salle</i>					
<i>Massachusetts</i>					
<i>Loyola Chicago</i>					



**REBECCA TILLETT**

**Head Coach**

William & Mary, 1999  
 Record at SLU: 6-16 (first season)  
 Overall Record: 57-84 (fifth season)

Rebecca Tillett was named the head women’s basketball coach at Saint Louis University on April 12, 2022, becoming the eighth head coach in the program’s history.

Tillett spent the previous four years reinvigorating the women’s team at Longwood University, a tenure that culminated with a conference championship, the program’s first NCAA Tournament appearance and the Lancers’ first NCAA Tournament victory.

Tillett inherited a Longwood squad that was just 31-119 in the five seasons prior to her arrival, and she turned the Lancers into a postseason team in just her third year. She went 36-23 across the final two seasons and, in addition to the 2021-22 NCAA Tournament, helped the Lancers earn a spot in the Women’s Basketball Invitational in 2020-21.

Winners in 15 of their final 17 games in 2021-22, the Lancers turned in their best overall and league records since joining the Big South nearly 10 years prior, finishing 22-12 overall and 15-3 in the conference. Five Lancers earned Big South postseason accolades for a second consecutive season, including the league’s Player of the Year and Defensive Player of the Year.

Tillett’s transformation of the program took the Lancers from a 3-27 mark in her first season to Big South Tournament champions and March Madness participants in just three years.

Tillett’s team in 2021-22 was strong defensively, ranking in the top 35 nationally in blocks (4.7, 27th) and steals (9.9, 35th).

Prior to Longwood, Tillett began to climb the ranks on Navy’s bench in 2014-15, earning a promotion to recruiting coordinator in 2016-17 and associate head coach in 2017-18. In her four seasons, Navy went 81-47, including a program-record 25 wins in 2017-18, and reached the Patriot League Championship final and the Women’s National Invitation Tournament.

Before her stop at Navy, Tillett spent one season as an assistant coach with Division II Indiana University of Pennsylvania in 2013-14, where she helped the Crimson Hawks to an 18-10 record.

Prior to coaching collegiately, Tillett amassed a 166-72 overall record in a 10-year tenure with Virginia high schools, including stints at Osbourn Park High School in Manassas (2001-07) and Forest Park High School in Woodbridge (2007-13).

Tillett earned her bachelor’s degree from The College of William & Mary in 1999.

Year-by-Year Breakdown				
Year	School	Overall	Conference	Postseason
2018-19	Longwood	3-27 (.100)	2-16 (.111)	
2019-20	Longwood	12-18 (.400)	8-12 (.400)	
2020-21	Longwood	14-11 (.560)	12-6 (.667)	WBI
2021-22	Longwood	22-12 (.647)	15-3 (.833)	NCAA
<b>Total (4 years)</b>		<b>51-68 (.429)</b>	<b>37-37 (.500)</b>	
2022-23	Saint Louis	6-16 (.273)	2-5 (.286)	
<b>Total (1 year)</b>		<b>6-16 (.273)</b>	<b>2-5 (.286)</b>	
<b>CAREER (5 years)</b>		<b>57-84 (.404)</b>	<b>39-42 (.481)</b>	

Record Against Conferences		
Conference	Record	Last Win
ACC	0-3	--
American	0-4	--
America East	0-1	--
Atlantic 10	3-8	Dayton, 1/15/23
Big 10	0-1	--
Big 12	0-2	--
Big South	41-40	Campbell, 3/6/22
CAA	0-1	--
Colonial	1-3	UNCW, 11/13/19
Conference USA	0-1	--
Horizon	0-1	--
Ivy League	1-0	Brown, 11/16/19
Mid-American	0-1	--
MEAC	1-1	MD Eastern Shore, 11/27/18
Mid-Eastern	3-2	Howard, 12/19/20
Missouri Valley	2-4	Southern Illinois, 12/21/22
Mountain West	1-0	Air Force, 11/27/22
Northeast	2-2	Mount St. Mary’s, 3/17/22
Ohio Valley	1-1	SIUE, 11/11/22
Patriot League	0-1	--
SEC	0-2	--
Southern	0-3	--
Southland	1-0	Lamar, 11/30/21
Summit	0-1	--
WAC	0-1	--

Before her stop at Navy, Tillett spent one season as an assistant coach with Division II Indiana University of Pennsylvania in 2013-14, where she helped the Crimson Hawks to an 18-10 record.

Prior to coaching collegiately, Tillett amassed a 166-72 overall record in a 10-year tenure with Virginia high schools, including stints at Osbourn Park High School in Manassas (2001-07) and Forest Park High School in Woodbridge (2007-13).

Tillett earned her bachelor’s degree from The College of William & Mary in 1999.

## PLAYER PROFILES

# 00 - KYLA MCMAKIN

Senior • G • 5-11 • Virginia Beach, Va. • Ocean Lakes/Longwood



**MAJOR**  
Computer Science

### SEASON/CAREER HIGHS

#### POINTS

SEASON: 40 at VCU, 1/1/23  
CAREER: 40 at VCU, 1/1/23

#### FIELD GOALS

SEASON: 14 at VCU, 1/1/23  
CAREER: 14 at VCU, 1/1/23

#### 3-POINT FIELD GOALS

SEASON: 6, twice  
CAREER: 7 vs. Presbyterian, 3/10/20

#### FREE THROWS MADE

SEASON: 8, twice  
CAREER: 12 at Campbell, 2/22/20

#### FREE THROWS ATTEMPTED

SEASON: 9 vs. Belmont, 11/26/22  
CAREER: 13 at Campbell, 2/22/20

#### REBOUNDS

SEASON: 9 vs. Green Bay, 11/18/22  
CAREER: 12 at Winthrop, 1/21/20

#### OFFENSIVE REBOUNDS

SEASON: 3, twice  
CAREER: 6 at Saint Francis, 11/20/21

#### ASSISTS

SEASON: 4 vs. Belmont, 11/26/22  
CAREER: 5, twice

#### BLOCKS

SEASON: 2 vs. Dayton, 1/15/23  
CAREER: 3 vs. Towson, 12/5/20

#### STEALS

SEASON: 3 vs. SIUE, 11/11/22  
CAREER: 6 vs. Campbell, 3/6/22

#### MINUTES

SEASON: 39 vs. Illinois State, 12/3/22  
CAREER: 40, eight times

### 2022-23 • Senior

- In the Davidson game, became the 10th active player in NCAA Division I women's basketball to score 2,000 career points
- Broke SLU's single-game record with a 40-point performance in the overtime road win at VCU, on a career-best 14 made field goals
- Connected on eight free throws on her way to 24 points and four assists against Belmont
- Neared a double-double with 31 points and nine rebounds against Green Bay
- Poured in 31 points, including five 3-pointers, in her first game at Chaifetz Arena against SIUE

### At Longwood (2019-22)

- Three-time All-Big South first-team member
- Posted more than 1,600 points in three seasons
- Helped the team to an NCAA Tournament win
- Led the Big South in scoring in back-to-back seasons
- Following the 2021-22 season, her 1,629 career points ranked fifth among juniors in the NCAA, while her 18.3 scoring average was sixth

- Joined the 1,000-point club just 54 games into her career
- Ranked 17th all-time in scoring in the Big South
- Finished the 2021-22 season ranked 23rd in the NCAA with 619 points, 20th with 235 made field goals and 53rd with an average of 18.2 points
- Averaged 18.8, 17.9 and 18.3 points, respectively, across her first three collegiate seasons
- As a sophomore in 2020-21, led the Big South in scoring for a second straight season and helped the Lancers earn a berth in the WBI

### Prep

- Recorded 1,990 points and 1,055 rebounds, with averages of 25.7 points and 18.0 rebounds
- Became the first player at Ocean Lakes to secure 1,000 rebounds in her illustrious career
- Named the 2019 Regional Player of the Year and Virginia Beach 2019 Player of the Year
- Earned a spot on the 2019 first team All-Region

### 2022-23 Game-by-Game Stats

Opponent	Date	GS	MIN	Total			3-Pointers		Free throws		Rebounds				PF	A	TO	BLK	STL	PTS	AVG
				FG-FGA	PCT	3FG-3FGA	PCT	FT-FTA	PCT	OFF	DEF	TOT	AVG								
at Indiana St.	11/07/2022	*	31:49	4-18	.222	2-4	.500	4-6	.667	0	0	0	0	0	1	0	5	0	0	14	14.0
SIUE	11/11/2022	*	24:30	11-17	.647	5-7	.714	4-4	1.000	1	1	2	1.0	0	1	4	0	3	31	22.5	
at UNI	11/13/2022	*	34:47	5-16	.313	1-6	.167	5-6	.833	0	0	0	0.7	4	0	3	1	1	16	20.3	
at Missouri St.	11/15/2022	*	38:15	7-24	.292	0-7	.000	3-4	.750	0	1	1	0.8	1	0	2	0	1	17	19.5	
Green Bay	11/18/2022	*	38:06	11-25	.440	6-13	.462	3-3	1.000	2	7	9	2.4	1	1	2	0	1	31	21.8	
South Dakota	11/20/2022	*	37:46	7-21	.333	2-9	.222	2-2	1.000	3	4	7	3.2	3	1	3	1	2	18	21.2	
vs Baylor	11/25/2022	*	26:36	2-14	.143	1-6	.167	2-2	1.000	1	3	4	3.3	2	0	3	0	1	7	19.1	
vs Belmont	11/26/2022	*	32:59	7-21	.333	2-7	.286	8-9	.889	2	0	2	3.1	4	4	3	0	1	24	19.8	
vs Air Force	11/27/2022	*	32:10	8-23	.348	1-8	.125	2-2	1.000	2	3	5	3.3	2	1	3	0	1	19	19.7	
at Missouri	11/30/2022	*	29:14	3-14	.214	2-7	.286	2-2	1.000	0	1	1	3.1	1	3	2	1	0	10	18.7	
Illinois St.	12/03/2022	*	38:55	8-20	.400	4-10	.400	2-2	1.000	0	4	4	3.2	1	2	3	0	2	22	19.0	
at Ball St.	12/05/2022	*	22:52	1-14	.071	0-6	.000	0-0	.000	0	3	3	3.2	3	0	3	0	1	2	17.6	
Wichita St.	12/08/2022	*	31:24	2-7	.286	1-2	.500	2-2	1.000	0	2	2	3.1	4	0	4	0	1	7	16.8	
at Memphis	12/17/2022	*	36:10	10-28	.357	2-9	.222	1-2	.500	2	1	3	3.1	2	1	2	0	2	23	17.2	
Southern Ill.	12/21/2022	*	32:50	7-21	.333	1-6	.167	4-4	1.000	3	2	5	3.2	2	2	1	0	1	19	17.3	
Loyola Chicago	12/28/2022	*	36:00	4-20	.200	0-7	.000	8-8	1.000	1	3	4	3.3	1	2	2	0	0	16	17.3	
at VCU	01/01/2023	*	38:38	14-33	.424	6-13	.462	6-8	.750	0	3	3	3.2	1	2	1	0	1	40	18.6	
at Saint Joseph's	01/07/2023	*	33:34	1-14	.071	1-4	.250	2-2	1.000	1	3	4	3.3	2	2	4	0	0	5	17.8	
Rhode Island	01/12/2023	*	33:20	4-23	.174	1-8	.125	2-2	1.000	0	0	0	3.1	2	0	3	0	1	11	17.5	
Dayton	01/15/2023	*	30:31	6-17	.353	1-3	.333	3-4	.750	0	2	2	3.1	3	1	1	2	0	16	17.4	
at Duquesne	01/18/2023	*	32:28	4-20	.200	1-9	.111	5-6	.833	2	1	3	3.0	1	3	1	0	0	14	17.2	
at Davidson	01/25/2023	*	35:11	4-16	.250	1-5	.200	1-2	.500	1	4	5	3.1	2	1	4	1	2	10	16.9	
<b>Totals</b>			<b>22 728:04</b>	<b>130-426</b>	<b>.305</b>	<b>41-156</b>	<b>.263</b>	<b>71-82</b>	<b>.866</b>	<b>21</b>	<b>48</b>	<b>69</b>	<b>3.1</b>	<b>43</b>	<b>27</b>	<b>59</b>	<b>6</b>	<b>22</b>	<b>372</b>	<b>16.9</b>	

SEASON	TEAM	GP-GS	MIN/AVG	Field Goals		3-Point		F-Throws		Rebounds				Scoring						
				FG-FGA	FG%	3FG-3FGA	3FG%	FT-FTA	FT%	OFF	DEF	TOT	AVG	PF-FO	A	TO	BLK	STL	PTS	AVG
2019-20	LWU	30-30	1085/36.2	205-558	.367	73-214	.341	82-102	.804	36	121	157	5.2	86-4	50	87	14	59	565	18.8
2020-21	LWU	25-25	887/35.5	155-458	.338	50-176	.284	87-100	.870	27	96	123	4.9	62-1	51	74	14	38	447	17.9
2021-22	LWU	34-34	1142/33.6	235-601	.391	71-209	.340	78-86	.907	62	93	155	4.6	67-0	44	92	9	57	619	18.2
2022-23	SLU	22-22	728/33.1	130-426	.305	41-156	.263	71-82	.866	21	48	69	3.1	43-0	27	59	6	22	372	16.9
<b>TOTAL FOR SLU</b>	<b>22-22</b>	<b>728/33.1</b>	<b>130-426</b>	<b>.305</b>	<b>41-156</b>	<b>.263</b>	<b>71-82</b>	<b>.866</b>	<b>21</b>	<b>48</b>	<b>69</b>	<b>3.1</b>	<b>43-0</b>	<b>27</b>	<b>59</b>	<b>6</b>	<b>22</b>	<b>372</b>	<b>16.9</b>	
<b>TOTAL</b>	<b>111-111</b>	<b>3841/34.6</b>	<b>725-2043</b>	<b>.355</b>	<b>235-755</b>	<b>.311</b>	<b>318-370</b>	<b>.859</b>	<b>146</b>	<b>358</b>	<b>504</b>	<b>4.5</b>	<b>258-5</b>	<b>172</b>	<b>312</b>	<b>43</b>	<b>176</b>	<b>2003</b>	<b>18.0</b>	

## PLAYER PROFILES

# 2 - CAMREE CLEGG

Graduate • G • 5-5 • Westland, Mich. • Wayne Memorial/St. John's



**MAJOR**  
Master of Supply Chain  
Management Candidate

### SEASON/CAREER HIGHS

#### POINTS

SEASON: 20 at Northern Iowa, 11/13/22  
CAREER: 23 vs. Providence, 2/20/22

#### FIELD GOALS

SEASON: 7 at Indiana State, 11/7/22  
CAREER: 7 at Indiana State, 11/7/22

#### 3-POINT FIELD GOALS

SEASON: 4 at Indiana State, 11/7/22  
CAREER: 5 at Georgetown, 1/25/22

#### FREE THROWS MADE

SEASON: 5 at Northern Iowa, 11/13/22  
CAREER: 7 vs. Providence, 2/20/22

#### FREE THROWS ATTEMPTED

SEASON: 5 at Northern Iowa, 11/13/22  
CAREER: 8 vs. Providence, 2/20/22

#### REBOUNDS

SEASON: 5 vs. Air Force, 11/27/22  
CAREER: 5 vs. Air Force, 11/27/22

#### OFFENSIVE REBOUNDS

SEASON: 1 at Missouri State, 11/15/22  
CAREER: 1, seven times

#### ASSISTS

SEASON: 8 vs. Air Force, 11/27/22  
CAREER: 8 vs. Air Force, 11/27/22

#### BLOCKS

SEASON: N/A  
CAREER: 1, twice

#### STEALS

SEASON: 2 at Missouri State, 11/15/22  
CAREER: 4 at Fairleigh Dickinson, 11/28/20

#### MINUTES

SEASON: 38 at Northern Iowa, 11/13/22  
CAREER: 39 vs. Charlotte, 11/27/21

### 2022-23 • Graduate Student

- Collected career highs with eight assists and five rebounds against Air Force
- Team-best 20 points, along with four assists, at UNI
- Pumped in a career-high seven field goals on her way to 19 points at Indiana State

### 2021-22 • Graduate Student (St. John's)

- Played in 31 games, including 21 starts
- Averaged a team-best 3.3 assists
- Dished out a total of 102 helpers
- Averaged 6.4 points and had six games with double figures, including two 20-point efforts
- Posted the team's best three-point and free throw percentages at .385 (35-91) and .857 (42-49), respectively

### 2020-21 • Redshirt Sophomore (St. John's)

- Earned minutes in all 23 games for the Red Storm

### 2020-21 • Sophomore (St. John's)

- Sat out due to NCAA transfer regulations

### 2019-20 • Freshman (Clemson)

- Suited up for all 33 games
- Recorded four points and an assist in an NCAA Tournament first round victory over the University of South Dakota

### Prep

- Played three seasons
- Helped the team to a 55-14 record and a trio of conference titles
- Named All-State each year
- Collected 1,000th point in the first game of her senior season
- As a senior, averaged 24.1 points, 6.7 assists and 4.1 rebounds

### 2022-23 Game-by-Game Stats

Opponent	Date	GS	MIN	Total		3-Pointers		Free throws		Rebounds				PF	A	TO	BLK	STL	PTS	AVG
				FG-FGA	PCT	3FG-3FGA	PCT	FT-FTA	PCT	OFF	DEF	TOT	AVG							
at Indiana St.	11/07/2022	*	28:39	7-13	.538	4-8	.500	1-1	1.000	0	4	4	4.0	2	1	6	0	0	19	19.0
SIUE	11/11/2022	*	27:50	2-9	.222	1-4	.250	4-4	1.000	0	2	2	3.0	2	3	0	0	0	9	14.0
at UNI	11/13/2022	*	37:58	6-13	.462	3-10	.300	5-5	1.000	0	2	2	2.7	0	4	5	0	1	20	16.0
at Missouri St.	11/15/2022	*	32:53	2-10	.200	1-5	.200	4-4	1.000	1	2	3	2.8	3	4	5	0	2	9	14.3
Green Bay	11/18/2022	*	34:19	3-11	.273	1-6	.167	0-0	.000	0	1	1	2.4	4	4	5	0	1	7	12.8
South Dakota	11/20/2022	*	32:28	4-8	.500	2-3	.667	1-2	.500	0	2	2	2.3	4	3	2	0	1	11	12.5
vs Baylor	11/25/2022	*	25:43	2-11	.182	1-8	.125	0-0	.000	0	1	1	2.1	0	3	5	0	0	5	11.4
vs Belmont	11/26/2022		16:09	0-8	.000	0-5	.000	0-0	.000	0	0	0	1.9	3	3	1	0	0	0	10.0
vs Air Force	11/27/2022		16:22	2-4	.500	1-3	.333	2-2	1.000	0	5	5	2.2	2	8	4	0	0	7	9.7
at Missouri	11/30/2022		08:28	0-5	.000	0-3	.000	0-0	.000	0	1	1	2.1	0	0	1	0	0	0	8.7
Illinois St.	12/03/2022		11:22	1-3	.333	1-3	.333	0-0	.000	0	0	0	1.9	1	1	1	0	0	3	8.2
at Ball St.	12/05/2022		13:43	0-1	.000	0-0	.000	0-0	.000	0	1	1	1.8	2	0	2	0	1	0	7.5
Wichita St.	12/08/2022		06:41	0-3	.000	0-2	.000	0-0	.000	0	0	0	1.7	0	0	1	0	1	0	6.9
at Memphis	12/17/2022		13:53	3-5	.600	3-5	.600	0-0	.000	0	1	1	1.6	0	1	3	0	0	9	7.1
Southern Ill.	12/21/2022		11:47	0-3	.000	0-2	.000	0-0	.000	0	0	0	1.5	0	0	2	0	0	0	6.6
Loyola Chicago	12/28/2022		07:26	0-1	.000	0-1	.000	0-0	.000	0	1	1	1.5	0	0	1	0	1	0	6.2
at VCU	01/01/2023		12:07	1-4	.250	0-1	.000	0-0	.000	0	0	0	1.4	0	1	0	0	1	2	5.9
at Saint Joseph's	01/07/2023		12:50	0-4	.000	0-2	.000	2-2	1.000	0	1	1	1.4	1	0	0	0	0	2	5.7
Rhode Island	01/12/2023		16:01	1-7	.143	1-6	.167	0-0	.000	0	0	0	1.3	1	1	0	0	0	3	5.6
Dayton	01/15/2023		11:36	1-4	.250	1-3	.333	0-0	.000	0	0	0	1.3	2	0	3	0	0	3	5.5
at Duquesne	01/18/2023		13:23	2-8	.250	2-7	.286	0-0	.000	0	0	0	1.2	1	1	1	0	1	6	5.5
at Davidson	01/25/2023		12:12	0-2	.000	0-1	.000	0-0	.000	0	0	0	1.1	1	1	3	0	0	0	5.2
<b>Totals</b>			<b>7 403:50</b>	<b>37-137</b>	<b>.270</b>	<b>22-88</b>	<b>.250</b>	<b>19-20</b>	<b>.950</b>	<b>1</b>	<b>24</b>	<b>25</b>	<b>1.1</b>	<b>29</b>	<b>39</b>	<b>51</b>	<b>0</b>	<b>10</b>	<b>115</b>	<b>5.2</b>

SEASON	TEAM	GP-GS	MIN/AVG	Field Goals		3-Point		F-Throws		Rebounds				Scoring						
				FG-FGA	FG%	3FG-3FGA	3FG%	FT-FTA	FT%	OFF	DEF	TOT	AVG	PF-FO	A	TO	BLK	STL	PTS	AVG
2018-19	CU	33-0	162/4.9	23-66	.348	21-57	.368	14-21	.667	3	9	12	0.4	7-0	11	11	1	2	81	2.5
2020-21	SJU	23-0	292/12.7	17-67	.254	9-34	.265	14-17	.824	2	17	19	0.8	21-0	35	38	1	10	57	2.5
2021-22	SJU	31-21	645/20.8	60-139	.432	35-91	.385	42-49	.857	1	54	55	1.8	46-0	102	71	0	18	197	6.4
2022-23	SLU	22-7	404/18.4	37-137	.270	22-88	.250	19-20	.950	1	24	25	1.1	29-0	39	51	0	10	115	5.2
<b>TOTAL FOR SLU</b>	<b>22-7</b>	<b>404/18.4</b>	<b>37-137</b>	<b>.270</b>	<b>22-88</b>	<b>.250</b>	<b>19-20</b>	<b>.950</b>	<b>1</b>	<b>24</b>	<b>25</b>	<b>1.1</b>	<b>29-0</b>	<b>39</b>	<b>51</b>	<b>0</b>	<b>10</b>	<b>115</b>	<b>5.2</b>	
<b>TOTAL</b>	<b>109-28</b>	<b>1503/13.8</b>	<b>137-409</b>	<b>.335</b>	<b>87-270</b>	<b>.322</b>	<b>89-107</b>	<b>.832</b>	<b>7</b>	<b>104</b>	<b>111</b>	<b>1.0</b>	<b>103-0</b>	<b>187</b>	<b>171</b>	<b>2</b>	<b>40</b>	<b>450</b>	<b>4.1</b>	

## PLAYER PROFILES

# 3 - ABBY LIBER

**Freshman • G • 6-0 • Avon, Ohio • Avon**



**MAJOR**  
Accounting

### SEASON/CAREER HIGHS

#### POINTS

SEASON: 2 vs. SIUE, 11/11/22  
CAREER: \*Same as season high

#### FIELD GOALS

SEASON: 1 vs. SIUE, 11/11/22  
CAREER: \*Same as season high

#### 3-POINT FIELD GOALS

SEASON: N/A  
CAREER: \*Same as season high

#### FREE THROWS MADE

SEASON: N/A  
CAREER: \*Same as season high

#### FREE THROWS ATTEMPTED

SEASON: N/A  
CAREER: \*Same as season high

#### REBOUNDS

SEASON: 1 vs. Baylor, 11/25/22  
CAREER: \*Same as season high

#### OFFENSIVE REBOUNDS

SEASON: N/A  
CAREER: \*Same as season high

#### ASSISTS

SEASON: N/A  
CAREER: \*Same as season high

#### BLOCKS

SEASON: N/A  
CAREER: \*Same as season high

#### STEALS

SEASON: 1 vs. SIUE, 11/11/22  
CAREER: \*Same as season high

#### MINUTES

SEASON: 4 vs. SIUE, 11/11/22  
CAREER: \*Same as season high

### 2022-23 • Freshman

- Scored her first collegiate bucket in the win over SIUE

### Prep

- Scored 1,139 points in her career, Avon High School's all-time record
- Averaged 19.0 points, 8.0 rebounds, 2.7 steals, 2.4 assists and 1.0 blocks
- Four-year varsity player and three-year varsity captain
- All-Ohio second team
- Two-time Northeast Lakes All-District first team
- All-Lorain County Miss Basketball
- Two-time All-Lorain County Player of the Year
- Three-time All-Lorain County first team
- Three-time All-Southwestern Conference first team
- All-Southwestern Conference MVP (junior)
- All-Southwestern Conference Scholar Athlete basketball award

### 2022-23 Game-by-Game Stats

Opponent	Date	GS	MIN	Total		3-Pointers		Free throws		Rebounds				PF	A	TO	BLK	STL	PTS	AVG
				FG-FGA	PCT	3FG-3FGA	PCT	FT-FTA	PCT	OFF	DEF	TOT	AVG							
SIUE	11/11/2022		04:06	1-2	.500	0-0	.000	0-0	.000	0	0	0	0.0	0	0	1	0	1	2	2.0
vs Baylor	11/25/2022		03:54	0-0	.000	0-0	.000	0-0	.000	0	1	1	0.5	0	0	0	0	0	0	1.0
vs Air Force	11/27/2022		01:04	0-0	.000	0-0	.000	0-0	.000	0	0	0	0.3	0	0	0	0	0	0	0.7
at Missouri	11/30/2022		01:04	0-1	.000	0-1	.000	0-0	.000	0	0	0	0.3	0	0	0	0	0	0	0.5
at Ball St.	12/05/2022		01:35	0-0	.000	0-0	.000	0-0	.000	0	0	0	0.2	0	0	0	0	0	0	0.4
at Saint Joseph's	01/07/2023		00:56	0-0	.000	0-0	.000	0-0	.000	0	0	0	0.2	0	0	0	0	0	0	0.3
<b>Totals</b>		<b>0</b>	<b>12:39</b>	<b>1-3</b>	<b>.333</b>	<b>0-1</b>	<b>.000</b>	<b>0-0</b>	<b>.000</b>	<b>0</b>	<b>1</b>	<b>1</b>	<b>0.2</b>	<b>0</b>	<b>0</b>	<b>1</b>	<b>0</b>	<b>1</b>	<b>2</b>	<b>0.3</b>

		Field Goals		3-Point		F-Throws		Rebounds				Scoring										
SEASON	TEAM	GP-GS	MIN/AVG	FG-FGA	FG%	3FG-3FGA	3FG%	FT-FTA	FT%	OFF	DEF	TOT	AVG	PF	FO	A	TO	BLK	STL	PTS	AVG	
2022-23	SLU	6-0	13/2.1	1-3	.333	0-1	.000	0-0	.000	0	1	1	0.2	0-0	0	1	0	1	0	1	2	0.3
<b>TOTAL</b>		<b>6-0</b>	<b>13/2.1</b>	<b>1-3</b>	<b>.333</b>	<b>0-1</b>	<b>.000</b>	<b>0-0</b>	<b>.000</b>	<b>0</b>	<b>1</b>	<b>1</b>	<b>0.2</b>	<b>0-0</b>	<b>0</b>	<b>1</b>	<b>0</b>	<b>1</b>	<b>0</b>	<b>1</b>	<b>2</b>	<b>0.3</b>

## PLAYER PROFILES

# 4 • KENNEDY CALHOUN



**MAJOR  
Sports Business**

### SEASON/CAREER HIGHS

#### POINTS

SEASON: 14, twice  
CAREER: 18 at Winthrop, 2/12/22

#### FIELD GOALS

SEASON: 5 vs. Dayton, 1/15/23  
CAREER: 6 at Winthrop, 2/12/22

#### 3-POINT FIELD GOALS

SEASON: 2, twice  
CAREER: 2, eight times

#### FREE THROWS MADE

SEASON: 6 vs. Air Force, 11/27/22  
CAREER: 6, twice

#### FREE THROWS ATTEMPTED

SEASON: 6 vs. Air Force, 11/27/22  
CAREER: 12 at UNC Asheville, 1/8/22

#### REBOUNDS

SEASON: 6, three times  
CAREER: 10 at High Point, 1/25/22

#### OFFENSIVE REBOUNDS

SEASON: 3 vs. Green Bay, 11/18/22  
CAREER: 5 vs. USC Upstate, 1/19/22

#### ASSISTS

SEASON: 14 vs. SIUE, 11/11/22  
CAREER: 14 vs. SIUE, 11/11/22

#### BLOCKS

SEASON: 1, twice  
CAREER: 2 vs. Gardner-Webb, 1/22/22

#### STEALS

SEASON: 5 at Memphis, 12/17/22  
CAREER: 6, three times

#### MINUTES

SEASON: 42 at VCU, 1/1/23  
CAREER: 42 at VCU, 1/1/23

**Sophomore • G • 5-5 • Harrisburg, N.C. • Hickory Ridge/Longwood**

### 2022-23 • Sophomore

- Knocked down two clutch free throws in the closing seconds of regulation to send the Billikens to overtime in an eventual road win at VCU
- Recorded 10 points, eight assists, six rebounds and four steals in the win over Southern Illinois
- Registered 10 points, including two treys against Wichita State
- Collected 14 points and three assists in the win over Air Force
- Posted nine points and seven assists against South Dakota
- Dished out a career-best 14 assists in the Billikens' win over SIUE

### 2021-22 • Freshman (Longwood)

- One of the top defensive guards in the country in her rookie campaign, ranking ninth in the NCAA with 89 steals and 27th with 2.6 steals per game
- Helped the Lancers to a Big South Conference Championship and the program's first NCAA Tournament victory
- Earned a spot on the Big South All-Rookie team after posting the fourth most steals in a single season at Longwood
- Averaged 10.4 points in Big South play and had seven double-digit point contests, including five in league play

### Prep

- An All-Conference honoree in three straight seasons
- Earned All-District first team plaudits and averaged 16.6 points, 5.5 rebounds, 4.4 assists and 4.1 steals as a senior

### 2022-23 Game-by-Game Stats

Opponent	Date	GS	MIN	Total		3-Pointers		Free throws		Rebounds				PF	A	TO	BLK	STL	PTS	AVG	
				FG-FGA	PCT	3FG-3FGA	PCT	FT-FTA	PCT	OFF	DEF	TOT	AVG								
at Indiana St.	11/07/2022	*	33:28	1-2	.500	0-0	.000	2-4	.500	1	4	5	5.0	3	6	3	0	1	4	4.0	
SIUE	11/11/2022	*	30:28	2-7	.286	0-3	.000	0-0	.000	0	2	2	3.5	2	14	8	0	4	4	4.0	
at UNI	11/13/2022	*	33:49	0-2	.000	0-1	.000	0-0	.000	2	1	3	3.3	4	5	4	0	4	0	2.7	
at Missouri St.	11/15/2022	*	26:33	2-4	.500	0-1	.000	0-0	.000	2	0	2	3.0	4	1	5	0	2	4	3.0	
Green Bay	11/18/2022	*	32:09	0-4	.000	0-1	.000	1-2	.500	3	3	6	3.6	3	5	2	1	0	1	2.6	
South Dakota	11/20/2022	*	34:41	4-12	.333	1-5	.200	0-0	.000	1	3	4	3.7	4	7	5	0	2	9	3.7	
vs Baylor	11/25/2022	*	26:27	2-5	.400	0-3	.000	0-0	.000	1	2	3	3.6	3	1	4	0	4	4	3.7	
vs Belmont	11/26/2022	*	32:58	1-5	.200	0-3	.000	4-4	1.000	0	4	4	3.6	5	2	3	0	1	6	4.0	
vs Air Force	11/27/2022	*	32:53	4-6	.667	0-0	.000	6-6	1.000	1	1	2	3.4	3	3	3	0	1	14	5.1	
at Missouri	11/30/2022	*	28:22	1-3	.333	1-2	.500	2-2	1.000	1	1	2	3.3	4	4	4	0	2	5	5.1	
Illinois St.	12/03/2022	*	31:52	1-2	.500	0-0	.000	0-0	.000	0	3	3	3.3	5	5	6	0	1	2	4.8	
at Ball St.	12/05/2022	*	25:21	3-7	.429	0-2	.000	0-0	.000	1	1	2	3.2	0	1	3	0	0	6	4.9	
Wichita St.	12/08/2022	*	36:29	4-8	.500	2-5	.400	0-0	.000	2	1	3	3.2	4	3	4	0	1	10	5.3	
at Memphis	12/17/2022	*	35:49	0-6	.000	0-2	.000	2-3	.667	1	3	4	3.2	3	6	2	0	5	2	5.1	
Southern Ill.	12/21/2022	*	36:03	4-7	.571	0-0	.000	2-2	1.000	0	6	6	3.4	3	8	3	0	4	10	5.4	
Loyola Chicago	12/28/2022	*	34:41	2-3	.667	0-0	.000	0-0	.000	0	3	3	3.4	4	2	4	0	2	4	5.3	
at VCU	01/01/2023	*	42:05	0-4	.000	0-2	.000	4-4	1.000	0	3	3	3.4	4	7	5	0	2	4	5.2	
at Saint Joseph's	01/07/2023	*	32:06	1-4	.250	1-1	1.000	2-2	1.000	1	3	4	3.4	1	3	4	0	0	5	5.2	
Rhode Island	01/12/2023	*	36:27	4-10	.400	2-6	.333	4-4	1.000	0	0	0	3.2	4	2	6	0	1	14	5.7	
Dayton	01/15/2023	*	37:56	5-9	.556	1-3	.333	0-0	.000	1	5	6	3.4	3	5	3	1	3	11	6.0	
at Duquesne	01/18/2023	*	37:39	2-8	.250	1-2	.500	1-1	1.000	2	0	2	3.3	5	4	3	0	1	6	6.0	
at Davidson	01/25/2023	*	34:04	2-4	.500	0-0	.000	0-0	.000	0	3	3	3.3	2	4	7	0	0	4	5.9	
<b>Totals</b>			<b>22</b>	<b>732:19</b>	<b>45-122</b>	<b>.369</b>	<b>9-42</b>	<b>.214</b>	<b>30-34</b>	<b>.882</b>	<b>20</b>	<b>52</b>	<b>72</b>	<b>3.3</b>	<b>73</b>	<b>98</b>	<b>91</b>	<b>2</b>	<b>41</b>	<b>129</b>	<b>5.9</b>

		Field Goals		3-Point		F-Throws		Rebounds				Scoring								
SEASON	TEAM	GP-GS	MIN/AVG	FG-FGA	FG%	3FG-3FGA	3FG%	FT-FTA	FT%	OFF	DEF	TOT	AVG	PF-FO	A	TO	BLK	STL	PTS	AVG
2021-22	LWU	34-34	1049/30.9	79-187	.422	21-72	.292	47-81	.580	38	83	121	3.6	100-2	74	91	4	89	226	6.6
2022-23	SLU	22-22	732/33.3	45-122	.369	9-42	.214	30-34	.882	20	52	72	3.3	73-3	98	91	2	41	129	5.9
<b>TOTAL FOR SLU</b>	<b>22-22</b>	<b>732/33.3</b>	<b>45-122</b>	<b>.369</b>	<b>9-42</b>	<b>.214</b>	<b>30-34</b>	<b>.882</b>	<b>20</b>	<b>52</b>	<b>72</b>	<b>3.3</b>	<b>73-3</b>	<b>98</b>	<b>91</b>	<b>2</b>	<b>41</b>	<b>129</b>	<b>5.9</b>	
<b>TOTAL</b>	<b>56-56</b>	<b>1782/31.8</b>	<b>124-309</b>	<b>.401</b>	<b>30-114</b>	<b>.263</b>	<b>77-115</b>	<b>.670</b>	<b>58</b>	<b>135</b>	<b>193</b>	<b>3.4</b>	<b>173-5</b>	<b>172</b>	<b>182</b>	<b>6</b>	<b>130</b>	<b>355</b>	<b>6.3</b>	

## PLAYER PROFILES

# 10 - ISABEL TILLET

**Redshirt Freshman • G • 5-9 • Manassas, Va. • Cosby/Longwood**



**MAJOR  
Sports Business**

### SEASON/CAREER HIGHS

#### POINTS

SEASON: 1 vs. SIUE, 11/11/22  
CAREER: \*Same as season high

#### FIELD GOALS

SEASON: N/A  
CAREER: \*Same as season high

#### 3-POINT FIELD GOALS

SEASON: N/A  
CAREER: \*Same as season high

#### FREE THROWS MADE

SEASON: 1 vs. SIUE, 11/11/22  
CAREER: \*Same as season high

#### FREE THROWS ATTEMPTED

SEASON: 2 vs. SIUE, 11/11/22  
CAREER: \*Same as season high

#### REBOUNDS

SEASON: 1 vs. Baylor, 11/25/22  
CAREER: \*Same as season high

#### OFFENSIVE REBOUNDS

SEASON: N/A  
CAREER: \*Same as season high

#### ASSISTS

SEASON: N/A  
CAREER: \*Same as season high

#### BLOCKS

SEASON: N/A  
CAREER: \*Same as season high

#### STEALS

SEASON: 1 vs. Baylor, 11/25/22  
CAREER: \*Same as season high

#### MINUTES

SEASON: 5 vs. Baylor, 11/25/22  
CAREER: \*Same as season high

### 2022-23 • Redshirt Freshman

- Recorded a steal and a rebound against No. 21 Baylor
- Knocked down a free throw for her first collegiate point in the win over SIUE

### 2021-22 • Freshman (Longwood)

- Did not see any game action, earning a redshirt

### Prep

- Advanced to the state finals once and semifinals twice in her final three seasons
- Hit a pair of treys and scored 10 points in Cosby's Region A Championship win that sent them to the state semifinals
- Captained the team as a senior and averaged 10.0 points, 5.0 rebounds, 4.0 assists and 3.0 steals

### 2022-23 Game-by-Game Stats

Opponent	Date	GS	MIN	Total		3-Pointers		Free throws		Rebounds				PF	A	TO	BLK	STL	PTS	AVG
				FG-FGA	PCT	3FG-3FGA	PCT	FT-FTA	PCT	OFF	DEF	TOT	AVG							
SIUE	11/11/2022		03:36	0-0	.000	0-0	.000	1-2	.500	0	0	0	0.0	0	0	0	0	0	1	1.0
vs Baylor	11/25/2022		04:41	0-0	.000	0-0	.000	0-0	.000	0	1	1	0.5	0	0	0	0	1	0	0.5
vs Air Force	11/27/2022		01:07	0-0	.000	0-0	.000	0-0	.000	0	0	0	0.3	0	0	0	0	0	0	0.3
at Missouri	11/30/2022		01:04	0-0	.000	0-0	.000	0-0	.000	0	0	0	0.3	0	0	0	0	0	0	0.3
at Ball St.	12/05/2022		01:35	0-0	.000	0-0	.000	0-0	.000	0	0	0	0.2	1	0	0	0	0	0	0.2
at Saint Joseph's	01/07/2023		01:36	0-0	.000	0-0	.000	0-0	.000	0	0	0	0.2	0	0	0	0	0	0	0.2
<b>Totals</b>		<b>0</b>	<b>13:39</b>	<b>0-0</b>	<b>.000</b>	<b>0-0</b>	<b>.000</b>	<b>1-2</b>	<b>.500</b>	<b>0</b>	<b>1</b>	<b>1</b>	<b>0.2</b>	<b>1</b>	<b>0</b>	<b>0</b>	<b>0</b>	<b>1</b>	<b>1</b>	<b>0.2</b>

SEASON	TEAM	GP	GS	MIN	AVG	Field Goals		3-Point		F-Throws		Rebounds				Scoring						
						FG-FGA	FG%	3FG-3FGA	3FG%	FT-FTA	FT%	OFF	DEF	TOT	AVG	PF	FO	A	TO	BLK	STL	PTS
2022-23	SLU	6-0		14/2.3		0-0	.000	0-0	.000	1-2	.500	0	1	1	0.2	1-0	1	0	0	2	1	0.2
<b>TOTAL</b>		<b>6-0</b>		<b>14/2.3</b>		<b>0-0</b>	<b>.000</b>	<b>0-0</b>	<b>.000</b>	<b>1-2</b>	<b>.500</b>	<b>0</b>	<b>1</b>	<b>1</b>	<b>0.2</b>	<b>1-0</b>	<b>1</b>	<b>0</b>	<b>0</b>	<b>2</b>	<b>1</b>	<b>0.2</b>

## PLAYER PROFILES

# 11 - JULIA MARTINEZ

Senior • G • 5-10 • Chicago, Ill. • Loyola Academy



**MAJOR**  
Exercise Science

### SEASON/CAREER HIGHS

#### POINTS

SEASON: 20, twice  
CAREER: 20, twice

#### FIELD GOALS

SEASON: 9 at Davidson, 1/25/23  
CAREER: 9 at Davidson, 1/25/23

#### 3-POINT FIELD GOALS

SEASON: 2 vs. Illinois State, 12/3/22  
CAREER: 3 vs. DePaul, 3/19/21

#### FREE THROWS MADE

SEASON: 6, twice  
CAREER: 6, twice

#### FREE THROWS ATTEMPTED

SEASON: 8 vs. Wichita State, 12/8/22  
CAREER: 8 vs. Wichita State, 12/8/22

#### REBOUNDS

SEASON: 14 vs. Rhode Island, 1/12/23  
CAREER: 14, twice

#### OFFENSIVE REBOUNDS

SEASON: 8, twice  
CAREER: 8, three times

#### ASSISTS

SEASON: 8 vs. Rhode Island, 1/12/23  
CAREER: 12 at La Salle, 2/19/22

#### BLOCKS

SEASON: 2 vs. Dayton, 1/15/23  
CAREER: 2 vs. Dayton, 1/15/23

#### STEALS

SEASON: 8 vs. Dayton, 1/15/23  
CAREER: 8 vs. Dayton, 1/15/23

#### MINUTES

SEASON: 39 vs. Wichita State, 12/8/22  
CAREER: 40, five times

### 2022-23 • Senior

- Narrowly missed the first triple-double in SLU women's basketball history with 14 points, 14 rebounds and eight assists vs. Rhode Island
- Scored a team-high 18 points and had a career-high eight steals in the win over Dayton
- Double-double of 16 points and 11 rebounds in the win over Southern Illinois
- Third career double-double against Wichita State, posting a quadruple-nickel with 20 points, 12 rebounds, seven steals and six assists
- Career high in points (20) and free throws (6) in the win over Illinois State
- Seven steals in the win over SIUE, leading SLU to a school-record 24 steals

### 2021-22 • Junior

- Collected her first two career double-doubles
- Posted 4.5 assists per game in league games only, fifth best in the A-10
- Over the final seven games to end the regular season, she averaged 5.4 points, 6.1 rebounds, 6.7 assists and 2.3 steals
- Played the full 40 minutes in the final five games
- Picked up a double-double with a career-best 12 assists, along with 11 rebounds, at La Salle

- Recorded multi-assist contests in all but four games she played in
- Posted 16 points and a career-best 14 rebounds in the final game of the season against George Mason

### 2020-21 • Sophomore

- SLU ranks: second in assists (69), third in rebounds (4.8 rpg) and steals (17), fourth in three-pointers (9) and sixth in scoring (4.5 ppg)
- A-10 ranks: fourth in assist-to-turnover ratio (2.3) and seventh in assists (3.6 apg)
- Posted a career day against Bradley, setting a career high with 17 points on 5-of-11 shooting, while also adding eight rebounds

### 2019-20 • Freshman

- Led the team seven times in steals and four times in assists
- Dished out a game-high six assists and grabbed seven rebounds against UT Martin
- Made her first collegiate field goal on her way to two points, four rebounds and four assists at SIUE
- Tied a career-high with seven rebounds, along with four assists in 20 minutes in the win over UMass

### 2022-23 Game-by-Game Stats

Opponent	Date	GS	MIN	Total		3-Pointers		Free throws		Rebounds				PF	A	TO	BLK	STL	PTS	AVG
				FG-FGA	PCT	3FG-3FGA	PCT	FT-FTA	PCT	OFF	DEF	TOT	AVG							
at Indiana St.	11/07/2022		19:28	4-4	1.000	0-0	.000	0-4	.000	2	2	4	4.0	2	1	1	0	4	8	8.0
SIUE	11/11/2022		16:40	3-4	.750	0-1	.000	0-0	.000	1	4	5	4.5	2	3	2	1	7	6	7.0
at UNI	11/13/2022		15:33	0-1	.000	0-0	.000	1-2	.500	3	4	7	5.3	4	0	3	0	2	1	5.0
at Missouri St.	11/15/2022		21:11	1-3	.333	0-1	.000	0-4	.000	3	2	5	5.3	4	2	1	0	3	2	4.3
Green Bay	11/18/2022	*	15:35	0-2	.000	0-0	.000	4-4	1.000	1	1	2	4.6	2	1	2	0	0	4	4.2
South Dakota	11/20/2022	*	27:45	2-4	.500	0-0	.000	4-5	.800	5	7	12	5.8	3	2	6	0	4	8	4.8
vs Baylor	11/25/2022	*	28:38	1-5	.200	0-1	.000	3-4	.750	5	3	8	6.1	2	2	0	0	0	5	4.9
vs Belmont	11/26/2022	*	27:33	3-8	.375	0-2	.000	3-5	.600	5	3	8	6.4	4	1	3	0	3	9	5.4
vs Air Force	11/27/2022	*	27:25	3-7	.429	0-1	.000	2-3	.667	0	5	5	6.2	1	2	3	0	2	8	5.7
at Missouri	11/30/2022	*	34:23	4-9	.444	1-3	.333	0-0	.000	4	2	6	6.2	3	2	4	0	2	9	6.0
Illinois St.	12/03/2022	*	33:08	6-12	.500	2-3	.667	6-6	1.000	3	6	9	6.5	3	3	1	0	2	20	7.3
at Ball St.	12/05/2022	*	30:13	5-13	.385	0-2	.000	0-2	.000	0	3	3	6.2	2	3	2	0	3	10	7.5
Wichita St.	12/08/2022	*	39:21	7-14	.500	1-6	.167	5-8	.625	7	5	12	6.6	4	6	5	0	7	20	8.5
at Memphis	12/17/2022	*	32:11	4-7	.571	0-0	.000	1-3	.333	2	3	5	6.5	4	5	2	0	4	9	8.5
Southern Ill.	12/21/2022	*	36:45	5-9	.556	0-0	.000	6-6	1.000	7	4	11	6.8	2	3	6	1	3	16	9.0
Loyola Chicago	12/28/2022	*	32:58	3-9	.333	0-0	.000	3-6	.500	8	5	13	7.2	5	1	6	1	5	9	9.0
at VCU	01/01/2023	*	39:10	3-5	.600	0-0	.000	3-6	.500	5	7	12	7.5	4	9	5	0	5	9	9.0
at Saint Joseph's	01/07/2023	*	29:44	4-12	.333	1-2	.500	4-4	1.000	3	5	8	7.5	3	3	4	0	1	13	9.2
Rhode Island	01/12/2023	*	34:23	6-7	.857	1-1	1.000	1-2	.500	4	10	14	7.8	4	8	1	0	1	14	9.5
Dayton	01/15/2023	*	32:59	7-10	.700	0-1	.000	4-4	1.000	3	2	5	7.7	3	4	3	2	8	18	9.9
at Duquesne	01/18/2023	*	36:30	3-13	.231	1-5	.200	3-4	.750	8	2	10	7.8	4	3	5	0	4	10	9.9
at Davidson	01/25/2023	*	33:49	9-16	.563	1-1	1.000	0-2	.000	4	2	6	7.7	4	6	3	1	2	19	10.3
<b>Totals</b>			<b>18 645:22</b>	<b>83-174</b>	<b>.477</b>	<b>8-30</b>	<b>.267</b>	<b>53-84</b>	<b>.631</b>	<b>83</b>	<b>87</b>	<b>170</b>	<b>7.7</b>	<b>69</b>	<b>70</b>	<b>68</b>	<b>6</b>	<b>72</b>	<b>227</b>	<b>10.3</b>

SEASON	TEAM	GP-GS	MIN/AVG	Field Goals		3-Point		F-Throws		Rebounds				Scoring						
				FG-FGA	FG%	3FG-3FGA	3FG%	FT-FTA	FT%	OFF	DEF	TOT	AVG	PF-FO	A	TO	BLK	STL	PTS	AVG
2019-20	SLU	31-0	350/11.3	4-30	.133	0-4	.000	6-12	.500	16	53	69	2.2	27-0	52	42	2	21	14	0.5
2020-21	SLU	19-4	423/22.3	29-72	.403	9-23	.391	19-35	.543	18	74	92	4.8	22-0	69	30	0	17	86	4.5
2021-22	SLU	20-18	616/30.8	31-99	.313	4-24	.167	34-48	.708	44	77	121	6.1	45-1	74	53	5	38	100	5.0
2022-23	SLU	22-18	645/29.3	83-174	.477	8-30	.267	53-84	.631	83	87	170	7.7	69-1	70	68	6	72	227	10.3
<b>TOTAL</b>	<b>92-40</b>	<b>2035/22.1</b>	<b>147-375</b>	<b>.392</b>	<b>21-81</b>	<b>.259</b>	<b>112-179</b>	<b>.626</b>	<b>161</b>	<b>291</b>	<b>452</b>	<b>4.9</b>	<b>163-2</b>	<b>265</b>	<b>193</b>	<b>13</b>	<b>148</b>	<b>427</b>	<b>4.6</b>	

# 12 - SEVVAL GUL

Redshirt Junior • F • 6-4 • Istanbul, Turkey • Ferenhbase/Arizona



MAJOR  
Psychology

### SEASON/CAREER HIGHS

#### POINTS

SEASON: 7 vs. SIUE 11/11/22  
CAREER: 14, three times

#### FIELD GOALS

SEASON: 3, twice  
CAREER: 7, twice

#### 3-POINT FIELD GOALS

SEASON: N/A  
CAREER: 1, three times

#### FREE THROWS MADE

SEASON: 1, twice  
CAREER: 1, seven times

#### FREE THROWS ATTEMPTED

SEASON: 2, twice  
CAREER: 2, eight times

#### REBOUNDS

SEASON: 3 at Duquesne, 1/18/23  
CAREER: 11 vs. Davidson, 2/12/22

#### OFFENSIVE REBOUNDS

SEASON: 1, four times  
CAREER: 8 vs. Davidson, 2/12/22

#### ASSISTS

SEASON: 1 at Missouri State, 11/15/22  
CAREER: 3 vs. Prairie View, 11/20/19

#### BLOCKS

SEASON: 1, twice  
CAREER: 2, three times

#### STEALS

SEASON: N/A  
CAREER: 2 at SIUE, 12/9/21

#### MINUTES

SEASON: 17 at Missouri State, 11/15/22  
CAREER: 34 vs. Indiana State, 11/14/21

### 2021-22 • Redshirt Sophomore

- Saw action in 26 games, including 14 starts
- Recorded her first career double-double with 14 points and 11 rebounds against Davidson, including eight boards on the offensive glass
- Tallied 14 points and grabbed six rebounds against Northern Kentucky
- Posted 14 points, eight rebounds and two blocks in the win over Indiana State

### 2020-21 • Sophomore

- Joined the Billikens in January 2021
- Sat out due to eligibility purposes

### 2019-20 • Freshman (Arizona)

- Played in 16 games for Arizona in her freshman season
- Scored her first career points on Nov. 12 at Chicago State
- Had career highs with eight points and four rebounds vs. UC Riverside in 14 minutes

### Prior to SLU

- Played for Ferenhbase, one of the best clubs in all of Europe
- Averaged 11 points and nine rebounds for the U18 Turkish National Team at the 2018 European Championships
- Played on the U20 team in the U20 European Championships
- Played for the U16 team in the 2015 European Championships

### 2022-23 Game-by-Game Stats

Opponent	Date	GS	MIN	Total		3-Pointers		Free throws		Rebounds				Other				PTS	AVG	
				FG-FGA	PCT	3FG-3FGA	PCT	FT-FTA	PCT	OFF	DEF	TOT	AVG	PF	A	TO	BLK			STL
at Indiana St.	11/07/2022		04:58	1-1	1.000	0-0	.000	0-0	.000	0	0	0	0.0	0	0	1	0	0	2	2.0
SIUE	11/11/2022		12:17	3-4	.750	0-0	.000	1-2	.500	1	1	2	1.0	2	0	2	0	0	7	4.5
at UNI	11/13/2022		04:46	0-1	.000	0-0	.000	0-0	.000	0	2	2	1.3	1	0	1	0	0	0	3.0
at Missouri St.	11/15/2022		17:27	3-5	.600	0-0	.000	0-0	.000	1	1	2	1.5	4	1	1	1	0	6	3.8
Green Bay	11/18/2022		04:54	1-2	.500	0-0	.000	0-0	.000	0	0	0	1.2	3	0	1	0	0	2	3.4
South Dakota	11/20/2022		00:52	0-0	.000	0-0	.000	0-0	.000	0	1	1	1.2	2	0	1	1	0	0	2.8
vs Baylor	11/25/2022		06:35	0-3	.000	0-0	.000	1-2	.500	0	0	0	1.0	2	0	0	0	0	1	2.6
vs Air Force	11/27/2022		04:15	1-2	.500	0-0	.000	0-0	.000	1	0	1	1.0	1	0	0	0	0	2	2.5
at Missouri	11/30/2022		02:43	1-3	.333	0-0	.000	0-0	.000	1	1	2	1.1	0	0	1	0	0	2	2.4
Illinois St.	12/03/2022		01:29	0-0	.000	0-0	.000	0-0	.000	0	0	0	1.0	2	0	0	0	0	0	2.2
at Ball St.	12/05/2022		04:35	0-0	.000	0-0	.000	0-0	.000	0	1	1	1.0	1	0	0	0	0	0	2.0
at Saint Joseph's	01/07/2023		04:23	0-3	.000	0-1	.000	0-0	.000	0	0	0	0.9	0	0	0	0	0	0	1.8
at Duquesne	01/18/2023		06:17	2-3	.667	0-0	.000	0-0	.000	0	3	3	1.1	1	0	1	0	0	4	2.0
<b>Totals</b>			<b>0 75:30</b>	<b>12-27</b>	<b>.444</b>	<b>0-1</b>	<b>.000</b>	<b>2-4</b>	<b>.500</b>	<b>4</b>	<b>10</b>	<b>14</b>	<b>1.1</b>	<b>19</b>	<b>1</b>	<b>9</b>	<b>2</b>	<b>0</b>	<b>26</b>	<b>2.0</b>

SEASON	TEAM	GP-GS	MIN/AVG	Field Goals	3-Point	F-Throws	Rebounds	Other				Scoring								
				FG-FGA	FG%	3FG-3FGA	3FG%	FT-FTA	FT%	OFF	DEF	TOT	AVG	PF-FO	A	TO	BLK	STL	PTS	AVG
2019-20	UA	16-0	110/6.9	13-27	.481	0-3	.000	0-2	.000	7	16	23	1.4	17-0	7	9	1	1	26	1.6
2021-22	SLU	26-14	437/16.8	66-167	.395	3-25	.120	5-10	.500	29	65	94	3.6	39-0	12	37	10	9	140	5.4
2022-23	SLU	13-0	76/5.8	12-27	.444	0-1	.000	2-4	.500	4	10	14	1.1	19-0	1	9	2	0	26	2.0
<b>TOTAL FOR SLU</b>		<b>39-14</b>	<b>512/13.1</b>	<b>78-194</b>	<b>.402</b>	<b>3-26</b>	<b>.115</b>	<b>7-14</b>	<b>.500</b>	<b>33</b>	<b>75</b>	<b>108</b>	<b>2.8</b>	<b>58-0</b>	<b>13</b>	<b>46</b>	<b>12</b>	<b>9</b>	<b>166</b>	<b>4.3</b>
<b>TOTAL</b>		<b>55-14</b>	<b>622/11.3</b>	<b>91-221</b>	<b>.412</b>	<b>3-29</b>	<b>.103</b>	<b>7-16</b>	<b>.438</b>	<b>40</b>	<b>91</b>	<b>131</b>	<b>2.4</b>	<b>75-0</b>	<b>20</b>	<b>55</b>	<b>13</b>	<b>10</b>	<b>192</b>	<b>3.5</b>

## PLAYER PROFILES

# 15 • ASHLEIGH CONNOR

Freshman • G • 5-11 • Pittsburgh, Pa. • Mount Lebanon



**MAJOR**  
Health Sciences

### SEASON/CAREER HIGHS

#### POINTS

SEASON: N/A

CAREER: \*Same as season high

#### FIELD GOALS

SEASON: N/A

CAREER: \*Same as season high

#### 3-POINT FIELD GOALS

SEASON: N/A

CAREER: \*Same as season high

#### FREE THROWS MADE

SEASON: N/A

CAREER: \*Same as season high

#### FREE THROWS ATTEMPTED

SEASON: N/A

CAREER: \*Same as season high

#### REBOUNDS

SEASON: N/A

CAREER: \*Same as season high

#### OFFENSIVE REBOUNDS

SEASON: N/A

CAREER: \*Same as season high

#### ASSISTS

SEASON: N/A

CAREER: \*Same as season high

#### BLOCKS

SEASON: N/A

CAREER: \*Same as season high

#### STEALS

SEASON: N/A

CAREER: \*Same as season high

#### MINUTES

SEASON: N/A

CAREER: \*Same as season high

### Prep

- Scored 1,776 points in her career
- Connected on 164 treys on a .407 shooting percentage
- Shot 80 percent from the charity stripe
- Averaged 4.2 assists and 7.5 rebounds
- Three-time All-State first team selection
- Pittsburgh Post Gazette Player of the Year
- WPIAL Fab 5 Player
- Almanac Pre-Season and Post-Season Player of the Year
- Finalist for Miss PA Basketball
- Four-time All-Section and All-Conference
- WPIAL 6A Champions 2022
- PIAA State Championship Runner Up 2022
- Four-time Big 56 selection
- Two-year team captain

### 2022-23 Game-by-Game Stats

## PLAYER PROFILES

# 21 - NAFATOU MATA HAIDARA

Senior • F • 6-5 • Bamako, Mali • Largo/Chicago State



MAJOR  
Sociology

### SEASON/CAREER HIGHS

#### POINTS

SEASON: N/A

CAREER: 17 at Tarleton State, 2/19/22

#### FIELD GOALS

SEASON: N/A

CAREER: 7 at Tarleton State, 2/19/22

#### 3-POINT FIELD GOALS

SEASON: N/A

CAREER: N/A

#### FREE THROWS MADE

SEASON: N/A

CAREER: 3 at Tarleton State, 2/19/22

#### FREE THROWS ATTEMPTED

SEASON: N/A

CAREER: 8 at Tarleton State, 2/19/22

#### REBOUNDS

SEASON: 2, twice

CAREER: 15 at Utah Valley, 1/27/22

#### OFFENSIVE REBOUNDS

SEASON: 1, twice

CAREER: 9 at Utah Valley, 1/27/22

#### ASSISTS

SEASON: N/A

CAREER: 1, five times

#### BLOCKS

SEASON: 1 vs. Dayton, 1/15/23

CAREER: 3 at Grand Canyon, 2/24/22

#### STEALS

SEASON: 1 vs. Dayton, 1/15/23

CAREER: 3 vs. California Baptist, 3/2/22

#### MINUTES

SEASON: 9 vs. Dayton, 1/15/23

CAREER: 32 vs. California Baptist, 3/2/22

### 2021-22 • Junior (Chicago State)

- Played in 25 games and started in seven
- Totaled 335 minutes on the season
- Blocked 16 shots, second-most on CSU
- Averaged 2.9 points and 3.5 rebounds per game
- Snagged Division I career-high 15 rebounds at Utah Valley
- Posted first Division I double-double, 17 points and 11 rebounds, at Tarleton

### 2020-21 • Sophomore (Hutchinson)

- Appeared in 24 games
- Scored 5.9 points per game on 48.7 percent shooting
- Scored in double figures four times
- Snagged six rebounds per game
- Part of a Hutchinson team that won the Jayhawk West Conference

### 2020-21 • Freshman (Hutchinson)

- Appeared in 23 games
- Scored 7.5 points per contest while shooting above 50 percent from the field

### 2022-23 Game-by-Game Stats

Opponent	Date	GS	MIN	Total		3-Pointers		Free throws		Rebounds				Other						
				FG-FGA	PCT	3FG-3FGA	PCT	FT-FTA	PCT	OFF	DEF	TOT	AVG	PF	A	TO	BLK	STL	PTS	AVG
Dayton	01/15/2023		09:13	0-0	.000	0-0	.000	0-0	.000	1	1	2	2.0	1	0	2	1	1	0	0.0
at Duquesne	01/18/2023		03:42	0-0	.000	0-0	.000	0-0	.000	0	2	2	2.0	0	0	0	0	0	0	0.0
at Davidson	01/25/2023		01:37	0-0	.000	0-0	.000	0-0	.000	1	0	1	1.7	0	0	1	0	0	0	0.0
<b>Totals</b>		<b>0</b>	<b>14:32</b>	<b>0-0</b>	<b>.000</b>	<b>0-0</b>	<b>.000</b>	<b>0-0</b>	<b>.000</b>	<b>2</b>	<b>3</b>	<b>5</b>	<b>1.7</b>	<b>1</b>	<b>0</b>	<b>3</b>	<b>1</b>	<b>1</b>	<b>0</b>	<b>0.0</b>

		Field Goals		3-Point		F-Throws		Rebounds				Scoring								
SEASON	TEAM	GP-GS	MIN/AVG	FG-FGA	FG%	3FG-3FGA	3FG%	FT-FTA	FT%	OFF	DEF	TOT	AVG	PF-FO	A	TO	BLK	STL	PTS	AVG
2021-22	CSU	25-7	327/13.1	33-68	.485	0-0	.000	7-36	.194	37	59	96	3.8	41-0	5	27	16	6	73	2.9
2022-23	SLU	3-0	15/4.8	0-0	.000	0-0	.000	0-0	.000	2	3	5	1.7	1-0	0	3	1	1	0	0.0
<b>TOTAL FOR SLU</b>		<b>3-0</b>	<b>15/4.8</b>	<b>0-0</b>	<b>.000</b>	<b>0-0</b>	<b>.000</b>	<b>0-0</b>	<b>.000</b>	<b>2</b>	<b>3</b>	<b>5</b>	<b>1.7</b>	<b>1-0</b>	<b>0</b>	<b>3</b>	<b>1</b>	<b>1</b>	<b>0</b>	<b>0.0</b>
<b>TOTAL</b>		<b>28-7</b>	<b>342/12.2</b>	<b>33-68</b>	<b>.485</b>	<b>0-0</b>	<b>.000</b>	<b>7-36</b>	<b>.194</b>	<b>39</b>	<b>62</b>	<b>101</b>	<b>3.6</b>	<b>42-0</b>	<b>5</b>	<b>30</b>	<b>17</b>	<b>7</b>	<b>73</b>	<b>2.6</b>

## PLAYER PROFILES

# 22 • MIA NICASTRO

**Freshman • G/F • 6-2 • St. Charles, Mo. • St. Charles West**



**MAJOR**  
Business Administration

### SEASON/CAREER HIGHS

#### POINTS

SEASON: 13 at Memphis, 12/17/22  
CAREER: \*Same as season high

#### FIELD GOALS

SEASON: 5, three times  
CAREER: \*Same as season high

#### 3-POINT FIELD GOALS

SEASON: 1, four times  
CAREER: \*Same as season high

#### FREE THROWS MADE

SEASON: 5, twice  
CAREER: \*Same as season high

#### FREE THROWS ATTEMPTED

SEASON: 6 at Memphis, 12/17/22  
CAREER: \*Same as season high

#### REBOUNDS

SEASON: 8 vs. Loyola Chicago, 12/28/22  
CAREER: \*Same as season high

#### OFFENSIVE REBOUNDS

SEASON: 4, twice  
CAREER: \*Same as season high

#### ASSISTS

SEASON: 3 vs. Rhode Island, 1/12/23  
CAREER: \*Same as season high

#### BLOCKS

SEASON: 1, three times  
CAREER: \*Same as season high

#### STEALS

SEASON: 3 at Missouri, 11/30/22  
CAREER: \*Same as season high

#### MINUTES

SEASON: 29 vs. Rhode Island, 1/12/23  
CAREER: \*Same as season high

### 2022-23 • Freshman

- Named A-10 Rookie of the Week for a second consecutive Week on Dec. 27
- Had 12 points and six boards in the win over Southern Illinois
- Named the A-10 Rookie of the Week on Dec. 19
- Collected 13 points, four rebounds and a steal at Memphis
- Connected on all five attempts from the free throw line, finishing with nine points at Ball State
- Swiped three steals at Missouri
- Grabbed six boards against Belmont, her first collegiate start
- Recorded 12 points and seven rebounds against No. 21 Baylor
- Posted six points, four rebounds, one block and a steal at Missouri State
- Registered her first collegiate points on a bucket in the win over SIUE

### Prep

- Two-time Gateway Athletic Conference North champion
- Two-time Gateway Athletic Conference North Player of the Year
- Member of the 1,000-point club
- Averaged 21.2 points and 8.9 rebounds as a junior
- Also earned four letters in volleyball

### 2022-23 Game-by-Game Stats

Opponent	Date	GS	MIN	Total		3-Pointers		Free throws		Rebounds				Other				PTS	AVG			
				FG-FGA	PCT	3FG-3FGA	PCT	FT-FTA	PCT	OFF	DEF	TOT	AVG	PF	A	TO	BLK			STL		
at Indiana St.	11/07/2022		01:49	0-0	.000	0-0	.000	0-0	.000	0	1	1	1.0	0	0	0	0	0	0	0	0	0.0
SIUE	11/11/2022		03:33	1-2	.500	0-0	.000	0-0	.000	1	2	3	2.0	0	0	0	0	0	0	0	2	1.0
at Missouri St.	11/15/2022		19:11	2-5	.400	1-3	.333	1-2	.500	3	1	4	2.7	1	1	2	1	1	1	6	2.7	
Green Bay	11/18/2022		06:13	0-1	.000	0-1	.000	0-0	.000	0	1	1	2.3	0	0	0	0	0	0	0	0	2.0
South Dakota	11/20/2022		07:15	0-0	.000	0-0	.000	0-0	.000	1	0	1	2.0	2	1	0	0	0	0	0	0	1.6
vs Baylor	11/25/2022		19:18	5-8	.625	0-3	.000	2-2	1.000	4	3	7	2.8	0	0	2	0	1	12	3.3		
vs Belmont	11/26/2022	*	18:53	1-4	.250	0-2	.000	0-0	.000	0	6	6	3.3	1	0	1	0	1	2	3.1		
vs Air Force	11/27/2022	*	16:29	2-5	.400	0-3	.000	0-0	.000	0	5	5	3.5	4	1	1	0	1	4	3.3		
at Missouri	11/30/2022	*	12:49	0-2	.000	0-1	.000	0-0	.000	0	1	1	3.2	0	0	2	0	3	0	2.9		
Illinois St.	12/03/2022		05:05	0-0	.000	0-0	.000	0-0	.000	1	1	2	3.1	0	0	1	0	0	0	0	2.6	
at Ball St.	12/05/2022		14:42	2-5	.400	0-2	.000	5-5	1.000	2	1	3	3.1	4	0	0	0	0	0	9	3.2	
Wichita St.	12/08/2022		17:54	3-7	.429	0-3	.000	2-4	.500	2	4	6	3.3	2	0	0	0	2	8	3.6		
at Memphis	12/17/2022		21:44	4-7	.571	0-0	.000	5-6	.833	0	4	4	3.4	4	0	2	0	1	13	4.3		
Southern Ill.	12/21/2022	*	21:45	5-7	.714	1-1	1.000	1-2	.500	2	4	6	3.6	3	0	1	1	0	12	4.9		
Loyola Chicago	12/28/2022	*	25:34	2-9	.222	0-2	.000	1-2	.500	4	4	8	3.9	2	0	2	0	1	5	4.9		
at VCU	01/01/2023	*	25:22	3-8	.375	0-1	.000	1-2	.500	3	4	7	4.1	2	0	2	0	2	7	5.0		
at Saint Joseph's	01/07/2023	*	24:20	5-12	.417	1-4	.250	0-0	.000	2	4	6	4.2	3	1	1	0	1	11	5.4		
Rhode Island	01/12/2023	*	29:01	4-9	.444	0-2	.000	0-0	.000	0	2	2	4.1	2	3	1	0	2	8	5.5		
Dayton	01/15/2023	*	23:04	2-5	.400	0-1	.000	4-4	1.000	2	2	4	4.1	3	1	1	1	1	8	5.6		
at Duquesne	01/18/2023	*	18:28	2-4	.500	0-0	.000	2-2	1.000	2	4	6	4.2	3	1	0	0	1	6	5.7		
at Davidson	01/25/2023	*	24:31	4-7	.571	1-2	.500	1-1	1.000	2	4	6	4.2	2	0	0	0	1	10	5.9		
<b>Totals</b>			<b>11</b>	<b>357:01</b>	<b>47-107</b>	<b>.439</b>	<b>4-31</b>	<b>.129</b>	<b>25-32</b>	<b>.781</b>	<b>31</b>	<b>58</b>	<b>89</b>	<b>4.2</b>	<b>38</b>	<b>9</b>	<b>19</b>	<b>3</b>	<b>19</b>	<b>123</b>	<b>5.9</b>	

SEASON	TEAM	GP-GS	MIN/AVG	Field Goals		3-Point		F-Throws		Rebounds				Scoring						
				FG-FGA	FG%	3FG-3FGA	3FG%	FT-FTA	FT%	OFF	DEF	TOT	AVG	PF-FO	A	TO	BLK	STL	PTS	AVG
2022-23	SLU	21-11	357/17.0	47-107	.439	4-31	.129	25-32	.781	31	58	89	4.2	38-0	9	19	3	19	123	5.9
<b>TOTAL</b>		<b>21-11</b>	<b>357/17.0</b>	<b>47-107</b>	<b>.439</b>	<b>4-31</b>	<b>.129</b>	<b>25-32</b>	<b>.781</b>	<b>31</b>	<b>58</b>	<b>89</b>	<b>4.2</b>	<b>38-0</b>	<b>9</b>	<b>19</b>	<b>3</b>	<b>19</b>	<b>123</b>	<b>5.9</b>

# 24 • KILEY BESS

Junior • G • 6-0 • Poplar Bluff, Mo. • Poplar Bluff



**MAJOR**  
Health Sciences

### SEASON/CAREER HIGHS

**POINTS**

SEASON: N/A  
CAREER: 18 at SEMO, 12/3/21

**FIELD GOALS**

SEASON: N/A  
CAREER: 6 at SEMO, 12/3/21

**3-POINT FIELD GOALS**

SEASON: N/A  
CAREER: 4 at Illinois-Chicago, 12/18/21

**FREE THROWS MADE**

SEASON: N/A  
CAREER: 3 at SEMO, 12/18/21

**FREE THROWS ATTEMPTED**

SEASON: N/A  
CAREER: 4, twice

**REBOUNDS**

SEASON: 1 at Ball State, 12/3/22  
CAREER: 6 at SEMO, 12/3/21

**OFFENSIVE REBOUNDS**

SEASON: N/A  
CAREER: 4 at SEMO, 12/3/21

**ASSISTS**

SEASON: 1 at Ball State, 12/3/22  
CAREER: 2, three times

**BLOCKS**

SEASON: N/A  
CAREER: 1 vs. Duquesne, 1/22/22

**STEALS**

SEASON: 2 at Saint Joseph's, 1/7/23  
CAREER: 3 at Dayton, 1/16/22

**MINUTES**

SEASON: 9 at Ball State, 12/3/22  
CAREER: 43 vs. St. Bonaventure

**2021-22 • Sophomore**

- Played in 16 games before going down with a season-ending injury in early February
- Her 18 points and six field goals at SEMO were career highs
- Connected on three or more 3-pointers in three contests
- Scored 10 fourth-quarter points, including two treys, against Northern Kentucky
- Knocked down four 3-pointers in the win at Illinois-Chicago
- A-10 Commissioner's Honor Roll

**2020-21 • Freshman**

- Played in eight games
- Collected one assist in three minutes of action in her Billiken debut against Memphis
- Recorded her first collegiate point in the Billikens conference opener against Fordham
- Grabbed one rebound in a win at Saint Joseph's
- A-10 Commissioner's Honor Roll

**Prep**

- Earned four basketball letters, four volleyball letters and one soccer letter
- Named to the All-State team (junior and senior)
- Earned All-Conference and All-District honors all four years
- Named the Conference Player of the Year (junior and senior)
- McDonald's All-America Nominee (senior)
- Poplar Bluff High School Girl's all-time leading scorer (2,301 points)
- Poplar Bluff most points scored in a game (50 points)
- Conference, District and Sectional champion her senior season
- Gene Bess (grandfather) is college basketball's all-time winningest coach (1,300 wins)

**2022-23 Game-by-Game Stats**

Opponent	Date	GS	MIN	Total		3-Pointers		Free throws		Rebounds				Other							
				FG-FGA	PCT	3FG-3FGA	PCT	FT-FTA	PCT	OFF	DEF	TOT	AVG	PF	FO	A	TO	BLK	STL	PTS	AVG
at Ball St.	12/05/2022		09:23	0-2	.000	0-2	.000	0-0	.000	0	1	1	1.0	1	1	1	0	0	0	0	0.0
at Memphis	12/17/2022		00:01	0-0	.000	0-0	.000	0-0	.000	0	0	0	0.5	0	0	0	0	0	0	0	0.0
Loyola Chicago	12/28/2022		01:36	0-1	.000	0-1	.000	0-0	.000	0	0	0	0.3	0	0	0	0	0	0	0	0.0
at Saint Joseph's	01/07/2023		02:00	0-2	.000	0-1	.000	0-0	.000	0	0	0	0.3	0	0	0	0	0	2	0	0.0
<b>Totals</b>		<b>0</b>	<b>13:00</b>	<b>0-5</b>	<b>.000</b>	<b>0-4</b>	<b>.000</b>	<b>0-0</b>	<b>.000</b>	<b>0</b>	<b>1</b>	<b>1</b>	<b>0.3</b>	<b>1</b>	<b>1</b>	<b>1</b>	<b>0</b>	<b>2</b>	<b>0</b>	<b>0.0</b>	

SEASON	TEAM	GP-GS	MIN/AVG	Field Goals		3-Point		F-Throws		Rebounds				Scoring						
				FG-FGA	FG%	3FG-3FGA	3FG%	FT-FTA	FT%	OFF	DEF	TOT	AVG	PF	FO	A	TO	BLK	STL	PTS
2020-21	SLU	8-0	13/1.7	0-3	.000	0-1	.000	1-2	.500	0	1	1	0.1	2-0	1	0	0	0	1	0.1
2021-22	SLU	16-1	391/24.4	35-94	.372	22-68	.324	12-18	.667	8	45	53	3.3	27-0	13	15	1	17	104	6.5
2022-23	SLU	4-0	13/3.3	0-5	.000	0-4	.000	0-0	.000	0	1	1	0.3	1-0	1	1	0	1	0	0.0
<b>TOTAL</b>	<b>28-1</b>	<b>417/14.9</b>	<b>35-102</b>	<b>.343</b>	<b>22-73</b>	<b>.301</b>	<b>13-20</b>	<b>.650</b>	<b>8</b>	<b>47</b>	<b>55</b>	<b>2.0</b>	<b>30-0</b>	<b>15</b>	<b>16</b>	<b>1</b>	<b>18</b>	<b>105</b>	<b>3.8</b>	

## PLAYER PROFILES

# 32 • PEYTON KENNEDY

Junior • F • 5-11 • Rockford, Ill. • Boylan Catholic



MAJOR  
Entrepreneurship

### SEASON/CAREER HIGHS

#### POINTS

SEASON: 25 vs. Wichita State, 12/8/22  
CAREER: 25 vs. Wichita State, 12/8/22

#### FIELD GOALS

SEASON: 9 vs. Wichita State, 12/8/22  
CAREER: 9 vs. Wichita State, 12/8/22

#### 3-POINT FIELD GOALS

SEASON: 4 vs. Wichita State, 12/8/22  
CAREER: 4, twice

#### FREE THROWS MADE

SEASON: 6 vs. Illinois State, 12/3/22  
CAREER: 6 vs. Illinois State, 12/3/22

#### FREE THROWS ATTEMPTED

SEASON: 6, twice  
CAREER: 7 vs. Memphis, 12/4/20

#### REBOUNDS

SEASON: 8 at Indiana State, 11/7/22  
CAREER: 9, twice

#### OFFENSIVE REBOUNDS

SEASON: 5, twice  
CAREER: 5, three times

#### ASSISTS

SEASON: 2, twice  
CAREER: 3, three times

#### BLOCKS

SEASON: 1, twice  
CAREER: 2 at St. Bonaventure, 1/29/21

#### STEALS

SEASON: 3, twice  
CAREER: 3, twice

#### MINUTES

SEASON: 27 vs. Wichita State, 12/8/22  
CAREER: 38 vs. Saint Joseph's, 2/16/22

### 2022-23 • Junior

- Career-best 25 points and nine field goals against Wichita State
- Went 6-6 from the free throw line in the win over Illinois State, helping the Billikens to a program-record 18-18 from the charity stripe
- Had 11 points and five rebounds against No. 21 Baylor
- Sunk a career-best five free throws against South Dakota, posting nine points and four rebounds.
- Registered 11 points and seven rebounds, including five on the offensive glass, at UNI

### 2021-22 • Sophomore

- Posted career bests of 19 points and nine rebounds in the win over Saint Joseph's
- Averaged 11.8 points, 7.0 rebounds and 33.8 minutes over the final six games of the regular season
- Tallied 14 points at George Washington
- Posted 17 points and seven field goals at SIUE
- A-10 Commissioner's Roll

### 2020-21 • Freshman

- Nailed four 3-pointers en route to 15 points and nine rebounds in her Billiken debut against Memphis
- Went a perfect 4-for-4 from the free throw line against UMass, adding one rebound and one assist
- Netted two points and grabbed three rebounds in a game against UMass
- Blocked two shots and pulled down three rebounds in 12 minutes of action at St. Bonaventure
- A-10 Commissioner's Honor Roll.

### Prep

- Earned four basketball letters and two track and field letters
- Named to the All-Conference team (senior and sophomore)
- Named to the All-State team (senior)
- Track and field All-Conference (freshman and sophomore)

### 2022-23 Game-by-Game Stats

Opponent	Date	GS	MIN	Total		3-Pointers		Free throws		Rebounds				PF	A	TO	BLK	STL	PTS	AVG
				FG-FGA	PCT	3FG-3FGA	PCT	FT-FTA	PCT	OFF	DEF	TOT	AVG							
at Indiana St.	11/07/2022		11:37	1-3	.333	0-1	.000	1-1	1.000	3	5	8	8.0	3	2	0	0	0	3	3.0
SIUE	11/11/2022		16:15	5-7	.714	1-2	.500	0-0	.000	2	0	2	5.0	3	1	1	1	3	11	7.0
at UNI	11/13/2022		18:56	3-12	.250	1-3	.333	4-4	1.000	5	2	7	5.7	2	0	2	0	2	11	8.3
at Missouri St.	11/15/2022		06:32	0-1	.000	0-0	.000	0-0	.000	0	0	0	4.3	0	0	0	0	0	0	6.3
Green Bay	11/18/2022		09:00	1-1	1.000	0-0	.000	0-0	.000	1	1	2	3.8	0	1	1	0	0	2	5.4
South Dakota	11/20/2022		12:09	2-3	.667	0-0	.000	5-5	1.000	1	3	4	3.8	2	1	0	0	0	9	6.0
vs Baylor	11/25/2022		19:29	5-12	.417	1-3	.333	0-0	.000	4	1	5	4.0	2	1	2	0	0	11	6.7
vs Belmont	11/26/2022		11:08	1-5	.200	0-1	.000	2-2	1.000	3	3	6	4.3	3	0	1	0	0	4	6.4
vs Air Force	11/27/2022		15:10	2-3	.667	0-1	.000	0-0	.000	1	6	7	4.6	4	0	1	0	0	4	6.1
at Missouri	11/30/2022		20:05	4-9	.444	1-4	.250	0-0	.000	1	3	4	4.5	3	0	2	1	0	9	6.4
Illinois St.	12/03/2022	*	18:06	2-6	.333	0-1	.000	6-6	1.000	1	2	3	4.4	2	0	0	0	1	10	6.7
at Ball St.	12/05/2022	*	10:02	0-0	.000	0-0	.000	1-2	.500	0	2	2	4.2	0	1	2	0	0	1	6.3
Wichita St.	12/08/2022		26:32	9-16	.563	4-8	.500	3-6	.500	1	3	4	4.2	4	2	0	0	1	25	7.7
at Memphis	12/17/2022	*	14:07	3-6	.500	1-2	.500	0-0	.000	1	0	1	3.9	4	0	3	0	0	7	7.6
Southern Ill.	12/21/2022		20:53	4-12	.333	2-4	.500	2-2	1.000	3	2	5	4.0	2	0	0	0	3	12	7.9
Loyola Chicago	12/28/2022		10:30	1-6	.167	0-1	.000	1-2	.500	5	1	6	4.1	3	0	0	0	0	3	7.6
at VCU	01/01/2023		12:28	2-4	.500	0-1	.000	2-2	1.000	1	1	2	4.0	2	0	0	0	0	6	7.5
Rhode Island	01/12/2023		13:35	3-4	.750	0-0	.000	1-1	1.000	1	2	3	3.9	2	1	3	0	0	7	7.5
Dayton	01/15/2023		10:29	4-6	.667	1-1	1.000	0-0	.000	0	2	2	3.8	1	1	0	0	2	9	7.6
at Duquesne	01/18/2023		12:59	2-5	.400	0-1	.000	0-0	.000	3	2	5	3.9	2	0	1	0	1	4	7.4
at Davidson	01/25/2023		08:04	2-4	.500	0-0	.000	0-0	.000	1	0	1	3.8	2	1	1	0	1	4	7.2
<b>Totals</b>		<b>3</b>	<b>298:06</b>	<b>56-125</b>	<b>.448</b>	<b>12-34</b>	<b>.353</b>	<b>28-33</b>	<b>.848</b>	<b>38</b>	<b>41</b>	<b>79</b>	<b>3.8</b>	<b>46</b>	<b>12</b>	<b>20</b>	<b>2</b>	<b>14</b>	<b>152</b>	<b>7.2</b>

		Field Goals		3-Point		F-Throws		Rebounds				Scoring								
SEASON	TEAM	GP-GS	MIN/AVG	FG-FGA	FG%	3FG-3FGA	3FG%	FT-FTA	FT%	OFF	DEF	TOT	AVG	PF-FO	A	TO	BLK	STL	PTS	AVG
2020-21	SLU	14-0	91/6.5	4-35	.114	4-22	.182	9-13	.692	9	12	21	1.5	16-1	4	8	3	2	21	1.5
2021-22	SLU	25-12	495/19.8	49-135	.363	8-55	.145	32-44	.727	31	53	84	3.4	50-0	27	42	6	12	138	5.5
2022-23	SLU	21-3	298/14.2	56-125	.448	12-34	.353	28-33	.848	38	41	79	3.8	46-0	12	20	2	14	152	7.2
<b>TOTAL</b>		<b>60-15</b>	<b>885/14.7</b>	<b>109-295</b>	<b>.369</b>	<b>24-111</b>	<b>.216</b>	<b>69-90</b>	<b>.767</b>	<b>78</b>	<b>106</b>	<b>184</b>	<b>3.1</b>	<b>112-1</b>	<b>43</b>	<b>70</b>	<b>11</b>	<b>28</b>	<b>311</b>	<b>5.2</b>

## PLAYER PROFILES

# 34 • SARAH LAZAR

**Sophomore • F • 6-3 • Madison, Wis. • Edgewood**



**MAJOR**  
Civil Engineering

### SEASON/CAREER HIGHS

#### POINTS

SEASON: 2 vs. SIUE, 11/11/22  
CAREER: 7 vs. Saint Joseph's, 2/16/22

#### FIELD GOALS

SEASON: 1 vs. SIUE, 11/11/22  
CAREER: 2, twice

#### 3-POINT FIELD GOALS

SEASON: N/A  
CAREER: 1, twice

#### FREE THROWS MADE

SEASON: N/A  
CAREER: 3 vs. Saint Joseph's, 2/16/22

#### FREE THROWS ATTEMPTED

SEASON: N/A  
CAREER: 4 vs. Saint Joseph's, 2/16/22

#### REBOUNDS

SEASON: 1 vs. SIUE, 11/11/22  
CAREER: 3, twice

#### OFFENSIVE REBOUNDS

SEASON: N/A  
CAREER: 1, twice

#### ASSISTS

SEASON: 1 vs. SIUE, 11/11/22  
CAREER: 1, twice

#### BLOCKS

SEASON: N/A  
CAREER: 1 at George Washington, 2/14/22

#### STEALS

SEASON: N/A  
CAREER: 2 vs. Saint Joseph's, 2/16/22

#### MINUTES

SEASON: 4 vs. SIUE, 11/11/22  
CAREER: 32 vs. Saint Joseph's, 2/16/22

### 2021-22 • Freshman

- Played in 19 games and made one start
- Season highs: seven points, three made free throws, four free-throw attempts, two steals and 32 minutes vs. Saint Joseph's; two field goals vs. two opponents; one 3-pointer vs. two opponents; three rebounds vs. two opponents; one offensive rebound vs. two opponents; one assist vs. two opponents; one block at George Washington
- Collected seven points, two steals and one rebound against Saint Joseph's
- Posted her first collegiate point on a free throw against Florida
- Recorded her first career field goal on her way to three points, three rebounds and one block at George Washington
- Nailed a three-pointer in the win at George Mason
- A-10 Commissioner's Honor Roll

### Prep

- Named All-State first team, All-Conference first team and All-Area honorable mention for the 2019-20 season.
- Four-year varsity starter who shot 56 percent from the floor last season, averaging 11.7 points and 1.5 blocks in her junior campaign.
- Her 43 blocked shots as a sophomore ranked second in the conference.

### 2022-23 Game-by-Game Stats

Opponent	Date	GS	MIN	Total		3-Pointers		Free throws		Rebounds				PF	A	TO	BLK	STL	PTS	AVG
				FG-FGA	PCT	3FG-3FGA	3FG%	FT-FTA	FT%	OFF	DEF	TOT	AVG							
SIUE	11/11/2022		04:06	1-1	1.000	0-0	.000	0-0	.000	0	1	1	1.0	1	1	0	0	0	2	2.0
vs Baylor	11/25/2022		01:30	0-0	.000	0-0	.000	0-0	.000	0	0	0	0.5	0	0	0	0	0	0	1.0
vs Air Force	11/27/2022		01:04	0-0	.000	0-0	.000	0-0	.000	0	0	0	0.3	0	0	0	0	0	0	0.7
at Ball St.	12/05/2022		01:35	0-0	.000	0-0	.000	0-0	.000	0	0	0	0.3	0	0	0	0	0	0	0.5
<b>Totals</b>		<b>0</b>	<b>08:15</b>	<b>1-1</b>	<b>1.000</b>	<b>0-0</b>	<b>.000</b>	<b>0-0</b>	<b>.000</b>	<b>0</b>	<b>1</b>	<b>1</b>	<b>0.3</b>	<b>1</b>	<b>1</b>	<b>0</b>	<b>0</b>	<b>0</b>	<b>2</b>	<b>0.5</b>

		Field Goals		3-Point		F-Throws		Rebounds				Scoring								
SEASON	TEAM	GP-GS	MIN/AVG	FG-FGA	FG%	3FG-3FGA	3FG%	FT-FTA	FT%	OFF	DEF	TOT	AVG	PF-FO	A	TO	BLK	STL	PTS	AVG
2021-22	SLU	19-1	147/7.7	6-26	.231	2-18	.111	5-8	.625	2	10	12	0.6	8-0	2	9	1	4	19	1.0
2022-23	SLU	4-0	8/2.1	1-1	1.000	0-0	.000	0-0	.000	0	1	1	0.3	1-0	1	0	0	0	2	0.5
<b>TOTAL</b>		<b>23-1</b>	<b>155/6.8</b>	<b>7-27</b>	<b>.259</b>	<b>2-18</b>	<b>.111</b>	<b>5-8</b>	<b>.625</b>	<b>2</b>	<b>11</b>	<b>13</b>	<b>0.6</b>	<b>9-0</b>	<b>3</b>	<b>9</b>	<b>1</b>	<b>4</b>	<b>21</b>	<b>0.9</b>

## PLAYER PROFILES

# 35 • BRI JOHNS

Junior • G/F • 5-11 • Alexandria, Va. • Thomas Edison/Longwood



MAJOR  
Economics

### SEASON/CAREER HIGHS

#### POINTS

SEASON: 12 at Missouri, 11/30/22  
CAREER: 16 at Presbyterian, 1/1/22

#### FIELD GOALS

SEASON: 4, twice  
CAREER: 6 at Presbyterian, 1/1/22

#### 3-POINT FIELD GOALS

SEASON: 4, twice  
CAREER: 4, three times

#### FREE THROWS MADE

SEASON: 4 vs. Loyola Chicago, 12/28/22  
CAREER: 4 vs. Loyola Chicago, 12/28/22

#### FREE THROWS ATTEMPTED

SEASON: 4 vs. Loyola Chicago, 12/28/22  
CAREER: 4 vs. Loyola Chicago, 12/28/22

#### REBOUNDS

SEASON: 6 at Saint Joseph's, 1/7/23  
CAREER: 8, three times

#### OFFENSIVE REBOUNDS

SEASON: 3 at Saint Joseph's, 1/7/23  
CAREER: 3, twice

#### ASSISTS

SEASON: 3 at Ball State, 12/3/22  
CAREER: 4, twice

#### BLOCKS

SEASON: 2, twice  
CAREER: 3, twice

#### STEALS

SEASON: 2 vs. SIUE, 11/11/22  
CAREER: 3 vs. Presbyterian, 2/19/22

#### MINUTES

SEASON: 30 at Indiana State, 11/7/22  
CAREER: 30 at Indiana State, 11/7/22

### 2022-23 • Junior

- Tied a career high again with four 3-pointers at Ball State
- Tied a career high with four 3-pointers at Missouri
- Drained three treys on her way to nine points against Green Bay

### 2021-22 • Sophomore (Longwood)

- Saw action in 34 games, including starting the final 24 contests
- Averaged 4.5 points, 3.3 rebounds and 18.2 minutes
- Helped the Lancers to a Big South Conference championship and their first victory in an NCAA Tournament game

### 2020-21 • Freshman (SEMO)

- Saw action in five contests
- Grabbed three rebounds and dished out two assists

### Prep

- Named First-Team All-State and Third-Team All-Met as a senior
- District and Region Player of the Year and earned a spot on the All-Defensive team
- 2020 State Champion
- All-District in all four years of high school
- Averaged 15.1 points and 8.9 boards as a senior, while grabbing 3.1 steals and blocking 2.0 shots per game
- Averaged 11.4 points and 5.4 rebounds as a junior
- Played on Elevate Elite AAU

### 2022-23 Game-by-Game Stats

Opponent	Date	GS	MIN	Total		3-Pointers		Free throws		Rebounds				Other							
				FG-FGA	PCT	3FG-3FGA	PCT	FT-FTA	PCT	OFF	DEF	TOT	AVG	PF	A	TO	BLK	STL	PTS	AVG	
at Indiana St.	11/07/2022	*	30:22	1-6	.167	0-4	.000	0-0	.000	1	1	2	2.0	3	1	0	1	1	2	2.0	
SIUE	11/11/2022	*	21:25	0-2	.000	0-1	.000	0-0	.000	2	3	5	3.5	1	0	0	2	2	0	1.0	
at UNI	11/13/2022	*	25:39	2-10	.200	1-6	.167	1-2	.500	1	1	2	3.0	2	0	0	0	0	6	2.7	
at Missouri St.	11/15/2022	*	08:56	0-1	.000	0-1	.000	0-0	.000	0	1	1	2.5	2	1	2	0	1	0	2.0	
Green Bay	11/18/2022		25:39	3-4	.750	3-4	.750	0-0	.000	0	1	1	2.2	3	2	1	1	0	9	3.4	
South Dakota	11/20/2022		14:59	0-2	.000	0-2	.000	0-0	.000	1	1	2	2.2	0	1	0	0	0	0	2.8	
vs Baylor	11/25/2022		08:18	0-1	.000	0-1	.000	0-0	.000	0	0	0	1.9	2	0	0	0	1	0	2.4	
vs Belmont	11/26/2022		11:58	2-3	.667	1-2	.500	0-0	.000	0	0	0	1.6	1	0	0	0	5	2.8		
vs Air Force	11/27/2022		12:22	2-2	1.000	0-0	.000	0-0	.000	1	2	3	1.8	3	1	0	0	4	2.9		
at Missouri	11/30/2022		26:54	4-6	.667	4-6	.667	0-0	.000	1	2	3	1.9	3	1	1	0	1	12	3.8	
Illinois St.	12/03/2022		18:40	1-4	.250	0-1	.000	0-0	.000	1	3	4	2.1	2	2	2	0	0	2	3.6	
at Ball St.	12/05/2022		24:10	4-8	.500	4-8	.500	0-0	.000	1	4	5	2.3	2	3	0	0	1	12	4.3	
Wichita St.	12/08/2022	*	11:24	0-1	.000	0-1	.000	0-0	.000	0	0	0	2.2	1	1	0	1	0	0	4.0	
at Memphis	12/17/2022		09:41	0-0	.000	0-0	.000	0-0	.000	0	0	0	2.0	2	0	1	0	0	0	3.7	
Southern Ill.	12/21/2022		07:09	0-0	.000	0-0	.000	0-0	.000	1	0	1	1.9	1	0	1	0	0	0	3.5	
Loyola Chicago	12/28/2022		15:30	1-4	.250	0-3	.000	4-4	1.000	2	0	2	1.9	0	0	2	0	1	6	3.6	
at VCU	01/01/2023		17:31	3-6	.500	1-4	.250	0-0	.000	1	2	3	2.0	2	0	0	0	1	7	3.8	
at Saint Joseph's	01/07/2023		22:09	1-5	.200	0-2	.000	0-0	.000	3	3	6	2.2	3	1	1	0	2	2	3.7	
Rhode Island	01/12/2023		01:57	0-0	.000	0-0	.000	0-0	.000	0	1	1	2.2	1	0	0	0	0	0	3.5	
Dayton	01/15/2023		06:58	0-2	.000	0-1	.000	0-0	.000	0	2	2	2.2	0	0	0	0	0	0	3.4	
at Duquesne	01/18/2023		07:13	1-3	.333	1-3	.333	0-0	.000	0	0	0	2.0	2	1	0	2	0	3	3.3	
at Davidson	01/25/2023		12:09	0-0	.000	0-0	.000	0-0	.000	1	1	2	2.0	3	0	1	0	0	0	3.2	
<b>Totals</b>			<b>5</b>	<b>341:03</b>	<b>25-70</b>	<b>.357</b>	<b>15-50</b>	<b>.300</b>	<b>5-6</b>	<b>.833</b>	<b>17</b>	<b>28</b>	<b>45</b>	<b>2.0</b>	<b>39</b>	<b>15</b>	<b>12</b>	<b>7</b>	<b>11</b>	<b>70</b>	<b>3.2</b>

SEASON	TEAM	GP-GS	MIN/AVG	FG-FGA	FG%	3FG-3FGA	3FG%	FT-FTA	FT%	OFF	DEF	TOT	AVG	PF-FO	A	TO	BLK	STL	PTS	AVG
2020-21	SEMO	5-0	25/4.9	0-7	.000	0-5	.000	0-0	.000	0	3	3	0.6	0-0	2	1	1	0	0	0.0
2021-22	LWU	34-24	620/18.2	61-158	.386	28-103	.272	4-7	.571	27	85	112	3.3	66-1	25	19	26	22	154	4.5
2022-23	SLU	22-5	341/15.5	25-70	.357	15-50	.300	5-6	.833	17	28	45	2.0	39-0	15	12	7	11	70	3.2
<b>TOTAL FOR SLU</b>		<b>22-5</b>	<b>341/15.5</b>	<b>25-70</b>	<b>.357</b>	<b>15-50</b>	<b>.300</b>	<b>5-6</b>	<b>.833</b>	<b>17</b>	<b>28</b>	<b>45</b>	<b>2.0</b>	<b>39-0</b>	<b>15</b>	<b>12</b>	<b>7</b>	<b>11</b>	<b>70</b>	<b>3.2</b>
<b>TOTAL</b>		<b>61-29</b>	<b>985/16.2</b>	<b>86-235</b>	<b>.366</b>	<b>43-158</b>	<b>.272</b>	<b>9-13</b>	<b>.692</b>	<b>44</b>	<b>116</b>	<b>160</b>	<b>2.6</b>	<b>105-1</b>	<b>42</b>	<b>32</b>	<b>34</b>	<b>33</b>	<b>224</b>	<b>3.7</b>

PLAYER PROFILES

# 42 • BROOKE FLOWERS

Senior • F/C • 6-5 • St. Louis, Mo. • Metro Academic & Classical



**MAJOR**  
Exercise Science

**SEASON/CAREER HIGHS**

**POINTS**

SEASON: 24 at Davidson, 1/25/23  
CAREER: 24 at Davidson, 1/25/23

**FIELD GOALS**

SEASON: 11 at Davidson, 1/25/23  
CAREER: 11, twice

**3-POINT FIELD GOALS**

SEASON: N/A  
CAREER: 1, three times

**FREE THROWS MADE**

SEASON: 5 vs. Dayton, 1/15/23  
CAREER: 6 at Indiana State, 12/30/19

**FREE THROWS ATTEMPTED**

SEASON: 8 vs. Dayton, 1/15/23  
CAREER: 9 at St. Bonaventure, 1/29/21

**REBOUNDS**

SEASON: 14 vs. Southern Illinois, 12/21/22  
CAREER: 21 vs. Massachusetts, 1/24/21

**OFFENSIVE REBOUNDS**

SEASON: 7 vs. Rhode Island, 1/12/23  
CAREER: 8, twice

**ASSISTS**

SEASON: 3 vs. SIUE, 11/11/22  
CAREER: 5 at Southeast Missouri St., 12/3/21

**BLOCKS**

SEASON: 9 vs. South Dakota, 11/20/22  
CAREER: 9 vs. South Dakota, 11/20/22

**STEALS**

SEASON: 2, twice  
CAREER: 2, eight times

**MINUTES**

SEASON: 38 at Davidson, 1/25/23  
CAREER: 52 vs. Dayton, 1/23/19

**2022-23 • Senior (extra eligibility)**

- One of 15 players on the Naismith Defensive Player of the Year Watch List
- Scored a career-high 24 points at Davidson
- Pulled down the 1,000th rebound of her career in the win over Air Force
- Tied SLU's single-game record with nine blocks against South Dakota
- Included on the Becky Hammon Mid-Major Player of the Year Watch List

**2021-22 • Senior**

- Named the Atlantic 10 Conference Defensive Player of the Year
- Earned a spot on the All-Conference third team and All-Defensive team
- Finished the season ranked second all-time for the Billikens in a single season in rebounds (288), rebounding average (11.5) and blocks (88)
- Ended her senior season ranked first all-time at SLU in blocks (265) and second in rebounds (929)
- Finished third in the NCAA with 3.5 blocks per game, sixth in total blocks (88) and ninth in rebounds per game (11.5)

- One of two players in the A-10 to average a double-double on the year
- Recorded nine double-doubles on the season

**2020-21 • Junior**

- Named to the Atlantic 10 third team and All-Defensive team
- Averaged a double-double on the season
- Recorded eight double-doubles

**2019-20 • Sophomore**

- Matched her freshman season number of 68 blocks, tying herself for third all-time in a single season at SLU

**2021-22 • Freshman**

- A-10 All-Rookie team and All-Defensive team
- Played in all 31 games and started the last 20
- Was 32nd in the nation in blocked shots (2.2 per game)
- Placed third in blocks (68) and fifth in rebounds (264) on SLU's all-time single-season lists

**2022-23 Game-by-Game Stats**

Opponent	Date	GS	MIN	Total		3-Pointers		Free throws		Rebounds				PF	A	TO	BLK	STL	PTS	AVG	
				FG-FGA	PCT	3FG-3FGA	PCT	FT-FTA	PCT	OFF	DEF	TOT	AVG								
at Indiana St.	11/07/2022	*	31:14	4-8	.500	0-0	.000	2-3	.667	1	4	5	5.0	4	0	3	7	0	10	10.0	
SIUE	11/11/2022	*	24:26	7-8	.875	0-0	.000	0-0	.000	4	9	13	9.0	0	3	0	2	1	14	12.0	
at UNI	11/13/2022	*	28:31	5-10	.500	0-0	.000	0-1	.000	1	11	12	10.0	3	1	1	2	2	10	11.3	
at Missouri St.	11/15/2022	*	29:02	5-9	.556	0-0	.000	1-2	.500	3	2	5	8.8	3	0	2	3	0	11	11.3	
Green Bay	11/18/2022	*	34:05	7-10	.700	0-0	.000	0-0	.000	0	5	5	8.0	1	1	2	3	0	14	11.8	
South Dakota	11/20/2022	*	32:05	6-10	.600	0-0	.000	0-0	.000	1	3	4	7.3	1	0	3	9	0	12	11.8	
vs Baylor	11/25/2022	*	22:44	5-8	.625	0-0	.000	3-5	.600	2	3	5	7.0	2	0	1	4	2	13	12.0	
vs Belmont	11/26/2022	*	35:25	4-7	.571	0-0	.000	4-5	.800	3	6	9	7.3	4	1	6	3	1	12	12.0	
vs Air Force	11/27/2022	*	31:43	7-9	.778	0-0	.000	1-2	.500	2	11	13	7.9	1	2	3	5	1	15	12.3	
at Missouri	11/30/2022	*	27:08	1-2	.500	0-0	.000	1-2	.500	0	5	5	7.6	2	0	1	3	0	3	11.4	
Illinois St.	12/03/2022	*	36:40	6-9	.667	0-0	.000	2-2	1.000	0	6	6	7.5	2	0	3	7	0	14	11.6	
at Ball St.	12/05/2022	*	28:35	5-8	.625	0-0	.000	1-2	.500	2	3	5	7.3	0	0	0	2	0	11	11.6	
Wichita St.	12/08/2022	*	26:45	1-4	.250	0-0	.000	0-0	.000	0	5	5	7.1	3	0	1	3	0	2	10.8	
at Memphis	12/17/2022	*	36:23	4-9	.444	0-0	.000	0-0	.000	2	4	6	7.0	1	0	3	3	1	8	10.6	
Southern Ill.	12/21/2022	*	32:48	5-11	.455	0-0	.000	3-4	.750	4	10	14	7.5	1	0	2	7	1	13	10.8	
Loyola Chicago	12/28/2022	*	24:50	1-7	.143	0-0	.000	0-0	.000	2	4	6	7.4	2	0	4	1	0	2	10.3	
at VCU	01/01/2023	*	36:54	4-5	.800	0-0	.000	1-1	1.000	2	4	6	7.3	3	0	1	4	0	9	10.2	
at Saint Joseph's	01/07/2023	*	28:12	2-9	.222	0-0	.000	2-2	1.000	4	5	9	7.4	1	0	0	2	1	6	9.9	
Rhode Island	01/12/2023	*	35:16	3-11	.273	0-0	.000	2-3	.667	7	5	12	7.6	1	0	1	3	0	8	9.8	
Dayton	01/15/2023	*	37:14	5-9	.556	0-0	.000	5-8	.625	4	9	13	7.9	3	1	4	6	1	15	10.1	
at Duquesne	01/18/2023	*	31:21	4-10	.400	0-0	.000	2-2	1.000	5	7	12	8.1	0	1	1	4	0	10	10.1	
at Davidson	01/25/2023	*	38:23	11-14	.786	0-0	.000	2-3	.667	2	3	5	8.0	2	1	0	1	1	24	10.7	
<b>Totals</b>			<b>22</b>	<b>689:44</b>	<b>102-187</b>	<b>.545</b>	<b>0-0</b>	<b>.000</b>	<b>32-47</b>	<b>.681</b>	<b>51</b>	<b>124</b>	<b>175</b>	<b>8.0</b>	<b>40</b>	<b>11</b>	<b>42</b>	<b>84</b>	<b>12</b>	<b>236</b>	<b>10.7</b>

SEASON	TEAM	GP-GS	MIN/AVG	Field Goals		3-Point		F-Throws		Rebounds				Scoring						
				FG-FGA	FG%	3FG-3FGA	3FG%	FT-FTA	FT%	OFF	DEF	TOT	AVG	PF-FO	A	TO	BLK	STL	PTS	AVG
2018-19	SLU	31-20	734/23.7	108-253	.427	1-1	1.000	30-64	.469	86	178	264	8.5	67-0	15	43	68	6	247	8.0
2019-20	SLU	32-10	627/19.6	58-129	.450	1-1	1.000	25-47	.532	54	130	184	5.8	45-0	11	44	68	7	142	4.4
2020-21	SLU	19-16	543/28.6	80-165	.485	1-1	1.000	32-48	.667	56	137	193	10.2	37-0	11	35	41	10	193	10.2
2021-22	SLU	25-25	841/33.6	112-235	.477	0-0	.000	52-72	.722	84	204	288	11.5	39-0	24	40	88	17	276	11.0
2022-23	SLU	22-22	690/31.4	102-187	.545	0-0	.000	32-47	.681	51	124	175	8.0	40-0	11	42	84	12	236	10.7
<b>TOTAL</b>	<b>129-93</b>	<b>3434/26.6</b>	<b>460-969</b>	<b>.475</b>	<b>3-3</b>	<b>1.000</b>	<b>171-278</b>	<b>.615</b>	<b>331</b>	<b>773</b>	<b>1104</b>	<b>8.6</b>	<b>228-0</b>	<b>72</b>	<b>204</b>	<b>349</b>	<b>52</b>	<b>1094</b>	<b>8.5</b>	

## Overall Statistics

### Game Records

Record	Overall	Home	Away	Neutral
ALL GAMES	6-16	4-5	1-9	1-2
CONFERENCE	2-5	1-2	1-3	0-0
NON-CONFERENCE	4-11	3-3	0-6	1-2

### Score by Periods

Team	1st	2nd	3rd	4th	OT	TOT
Saint Louis	339	323	407	401	10	1480
Opponents	365	391	406	408	7	1577

### Team Box Score

No.	Player				Total		3-Point		F-Throw		Rebounds								PTS	AVG		
		GP-GS	MIN	AVG	FG-FGA	FG%	3FG-3FGA	3FG%	FT-FTA	FT%	OFF	DEF	TOT	AVG	PF	DQ	A	TO			BLK	STL
00	MCKAKIN, Kyla	22-22	728:04	33.1	130-426	.305	41-156	.263	71-82	.866	21	48	69	3.1	43	0	27	59	6	22	372	16.9
42	FLOWERS, Brooke	22-22	689:44	31.4	102-187	.545	0-0	.000	32-47	.681	51	124	175	8.0	40	0	11	42	84	12	236	10.7
11	MARTINEZ, Julia	22-18	645:22	29.3	83-174	.477	8-30	.267	53-84	.631	83	87	170	7.7	69	1	70	68	6	72	227	10.3
32	KENNEDY, Peyton	21-3	298:06	14.2	56-125	.448	12-34	.353	28-33	.848	38	41	79	3.8	46	0	12	20	2	14	152	7.2
4	CALHOUN, Kennedy	22-22	732:19	33.3	45-122	.369	9-42	.214	30-34	.882	20	52	72	3.3	73	3	98	91	2	41	129	5.9
22	NICASTRO, Mia	21-11	357:01	17.0	47-107	.439	4-31	.129	25-32	.781	31	58	89	4.2	38	0	9	19	3	19	123	5.9
2	CLEGG, Camreé	22-7	403:50	18.4	37-137	.270	22-88	.250	19-20	.950	1	24	25	1.1	29	0	39	51	0	10	115	5.2
35	JOHNS, Briana	22-5	341:03	15.5	25-70	.357	15-50	.300	5-6	.833	17	28	45	2.0	39	0	15	12	7	11	70	3.2
1	WARREN, Marisa	12-0	91:56	7.7	10-19	.526	2-5	.400	3-5	.600	5	13	18	1.5	6	0	6	10	1	6	25	2.1
12	GUL, Seval	13-0	75:30	5.8	12-27	.444	0-1	.000	2-4	.500	4	10	14	1.1	19	0	1	9	2	0	26	2.0
34	LAZAR, Sarah	4-0	08:15	2.1	1-1	1.000	0-0	.000	0-0	.000	0	1	1	0.3	1	0	1	0	0	0	2	0.5
3	LIBER, Abby	6-0	12:39	2.1	1-3	.333	0-1	.000	0-0	.000	0	1	1	0.2	0	0	0	1	0	1	2	0.3
10	TILLET, Isabel	6-0	13:39	2.3	0-0	.000	0-0	.000	1-2	.500	0	1	1	0.2	1	0	1	0	0	2	1	0.2
24	BESS, Kiley	4-0	13:00	3.3	0-5	.000	0-4	.000	0-0	.000	0	1	1	0.3	1	0	1	1	0	1	0	0.0
21	HAIDARA, Nafatoumata	3-0	14:32	4.8	0-0	.000	0-0	.000	0-0	.000	2	3	5	1.7	1	0	0	3	1	1	0	0.0
Team											39	50	89					11				
<b>Total</b>		<b>22</b>	<b>4425</b>		<b>549-1403</b>	<b>.391</b>	<b>113-442</b>	<b>.256</b>	<b>269-349</b>	<b>.771</b>	<b>312</b>	<b>542</b>	<b>854</b>	<b>38.8</b>	<b>406</b>	<b>4</b>	<b>291</b>	<b>397</b>	<b>114</b>	<b>212</b>	<b>1480</b>	<b>67.3</b>
<b>Opponents</b>		<b>22</b>	<b>4425</b>		<b>566-1363</b>	<b>.415</b>	<b>169-463</b>	<b>.365</b>	<b>276-402</b>	<b>.687</b>	<b>307</b>	<b>578</b>	<b>885</b>	<b>40.2</b>	<b>369</b>	<b>2</b>	<b>303</b>	<b>391</b>	<b>67</b>	<b>187</b>	<b>1577</b>	<b>71.7</b>

### Team Statistics

	SLU	OPP
<b>Scoring</b>	<b>1480</b>	<b>1577</b>
Points per game	67.3	71.7
Scoring margin	-4.4	-
<b>Field goals-att</b>	<b>549-1403</b>	<b>566-1363</b>
Field goal pct	.391	.415
<b>3 point fg-att</b>	<b>113-442</b>	<b>169-463</b>
3-point FG pct	.256	.365
3-pt FG made per game	5.1	7.7
<b>Free throws-att</b>	<b>269-349</b>	<b>276-402</b>
Free throw pct	.771	.687
F-Throws made per game	12.2	12.5
<b>Rebounds</b>	<b>854</b>	<b>885</b>
Rebounds per game	38.8	40.2
Rebounding margin	-1.4	-
<b>Assists</b>	<b>291</b>	<b>303</b>
Assists per game	13.2	13.8
<b>Turnovers</b>	<b>397</b>	<b>391</b>
Turnovers per game	18.0	17.8
Turnover margin	-0.3	-
Assist/turnover ratio	0.7	0.8
<b>Steals</b>	<b>212</b>	<b>187</b>
Steals per game	9.6	8.5
<b>Blocks</b>	<b>114</b>	<b>67</b>
Blocks per game	5.2	3.0
<b>Winning streak</b>	<b>0</b>	<b>-</b>
Home win streak	1	-
<b>Attendance</b>	<b>3802</b>	<b>11382</b>
Home games-Avg/Game	9-422	10-1138
Neutral site-Avg/Game	-	3-175

### Team Results

Date	Opponent	Score	Att.
11/07/2022	at Indiana St.	L 62-64	1092
11/11/2022	SIUE	W 95-38	352
11/13/2022	at UNI	L 64-84	1966
11/15/2022	at Missouri St.	L 55-71	1870
11/18/2022	Green Bay	L 70-73	230
11/20/2022	South Dakota	L 67-71	325
11/25/2022	vs Baylor	L 58-92	213
11/26/2022	vs Belmont	L 68-78	176
11/27/2022	vs Air Force	W 77-58	135
11/30/2022	at Missouri	L 52-82	2395
12/03/2022	Illinois St.	W 75-65	315
12/05/2022	at Ball St.	L 51-85	1011
12/08/2022	Wichita St.	L 74-77	275
12/17/2022	at Memphis	L 71-83	731
12/21/2022	Southern Ill.	W 82-54	460
12/28/2022	Loyola Chicago	L 47-60	475
01/01/2023	at VCU	Wot 86-83	478
01/07/2023	at Saint Joseph's	L 47-71	518
01/12/2023	Rhode Island	L 65-76	346
01/15/2023	Dayton	W 80-69	1024
01/18/2023	at Duquesne	L 63-68	833
01/25/2023	at Davidson	L 71-75	488

## Atlantic 10 Conference Statistics

### Game Records

Record	Overall	Home	Away	Neutral
ALL GAMES	2-5	1-2	1-3	0-0
CONFERENCE	2-5	1-2	1-3	0-0
NON-CONFERENCE	0-0	0-0	0-0	0-0

### Score by Periods

Team	1st	2nd	3rd	4th	OT	TOT
Saint Louis	98	95	130	126	10	459
Opponents	117	115	134	129	7	502

### Team Box Score

No.	Player	Total			3-Point		F-Throw		Rebounds				PF DQ A TO BLK STL PTS AVG									
		GP-GS	MIN	AVG	FG-FGA	FG%	3FG-3FGA	3FG%	FT-FTA	FT%	OFF	DEF	TOT	AVG	PF	DQ	A	TO	BLK	STL	PTS	AVG
00	MCKAKIN, Kyla	7-7	239:42	34.2	37-143	.259	11-49	.224	27-32	.844	5	16	21	3.0	12	0	11	16	3	4	112	16.0
11	MARTINEZ, Julia	7-7	239:34	34.2	35-72	.486	4-10	.400	18-28	.643	35	33	68	9.7	27	1	34	27	4	26	92	13.1
42	FLOWERS, Brooke	7-7	232:10	33.2	30-65	.462	0-0	.000	14-19	.737	26	37	63	9.0	12	0	3	11	21	3	74	10.6
22	NICASTRO, Mia	7-7	170:20	24.3	22-54	.407	2-12	.167	9-11	.818	15	24	39	5.6	17	0	6	7	1	9	55	7.9
4	CALHOUN, Kennedy	7-7	254:57	36.4	16-42	.381	5-14	.357	11-11	1.000	4	17	21	3.0	23	1	27	32	1	9	48	6.9
32	KENNEDY, Peyton	6-0	68:05	11.3	14-29	.483	1-4	.250	4-5	.800	11	8	19	3.2	12	0	3	5	0	4	33	5.5
35	JOHNS, Briana	7-0	83:27	11.9	6-20	.300	2-13	.154	4-4	1.000	7	9	16	2.3	11	0	2	4	2	4	18	2.6
1	WARREN, Marisa	3-0	19:51	6.6	3-6	.500	1-1	1.000	0-0	.000	2	0	2	0.7	2	0	0	1	1	1	7	2.3
2	CLEGG, Camréé	7-0	85:35	12.2	5-30	.167	4-21	.190	2-2	1.000	0	2	2	0.3	6	0	4	8	0	3	16	2.3
12	GUL, Sevval	2-0	10:40	5.3	2-6	.333	0-1	.000	0-0	.000	0	3	3	1.5	1	0	0	1	0	0	4	2.0
21	HAIDARA, Nafatoumata	3-0	14:32	4.8	0-0	.000	0-0	.000	0-0	.000	2	3	5	1.7	1	0	0	3	1	1	0	0.0
10	TILLET, Isabel	1-0	01:36	1.6	0-0	.000	0-0	.000	0-0	.000	0	0	0	0.0	0	0	1	0	0	1	0	0.0
24	BESS, Kiley	2-0	03:36	1.8	0-3	.000	0-2	.000	0-0	.000	0	0	0	0.0	0	0	0	0	0	1	0	0.0
3	LIBER, Abby	1-0	00:56	0.9	0-0	.000	0-0	.000	0-0	.000	0	0	0	0.0	0	0	0	0	0	0	0	0.0
Team											12	14	26				3					
<b>Total</b>		<b>7</b>	<b>1425</b>		<b>170-470</b>	<b>.362</b>	<b>30-127</b>	<b>.236</b>	<b>89-112</b>	<b>.795</b>	<b>119</b>	<b>166</b>	<b>285</b>	<b>40.7</b>	<b>124</b>	<b>2</b>	<b>91</b>	<b>118</b>	<b>34</b>	<b>66</b>	<b>459</b>	<b>65.6</b>
<b>Opponents</b>		<b>7</b>	<b>1425</b>		<b>181-412</b>	<b>.439</b>	<b>50-138</b>	<b>.362</b>	<b>90-121</b>	<b>.744</b>	<b>75</b>	<b>187</b>	<b>262</b>	<b>37.4</b>	<b>105</b>	<b>0</b>	<b>96</b>	<b>118</b>	<b>26</b>	<b>54</b>	<b>502</b>	<b>71.7</b>

### Team Statistics

	SLU	OPP
<b>Scoring</b>	<b>459</b>	<b>502</b>
Points per game	65.6	71.7
Scoring margin	-6.1	-
<b>Field goals-att</b>	<b>170-470</b>	<b>181-412</b>
Field goal pct	.362	.439
<b>3 point fg-att</b>	<b>30-127</b>	<b>50-138</b>
3-point FG pct	.236	.362
3-pt FG made per game	4.3	7.1
<b>Free throws-att</b>	<b>89-112</b>	<b>90-121</b>
Free throw pct	.795	.744
F-Throws made per game	12.7	12.9
<b>Rebounds</b>	<b>285</b>	<b>262</b>
Rebounds per game	40.7	37.4
Rebounding margin	+3.3	-
<b>Assists</b>	<b>91</b>	<b>96</b>
Assists per game	13.0	13.7
<b>Turnovers</b>	<b>118</b>	<b>118</b>
Turnovers per game	16.9	16.9
Turnover margin	0.0	-
Assist/turnover ratio	0.8	0.8
<b>Steals</b>	<b>66</b>	<b>54</b>
Steals per game	9.4	7.7
<b>Blocks</b>	<b>34</b>	<b>26</b>
Blocks per game	4.9	3.7
<b>Winning streak</b>	<b>0</b>	<b>-</b>
Home win streak	1	-
<b>Attendance</b>	<b>1845</b>	<b>2317</b>
Home games-Avg/Game	3-615	4-579
Neutral site-Avg/Game	-	0-0

### Team Results

Date	Opponent	Score	Att.
12/28/2022	Loyola Chicago	L 47-60	475
01/01/2023	at VCU	Wot 86-83	478
01/07/2023	at Saint Joseph's	L 47-71	518
01/12/2023	Rhode Island	L 65-76	346
01/15/2023	Dayton	W 80-69	1024
01/18/2023	at Duquesne	L 63-68	833
01/25/2023	at Davidson	L 71-75	488

## Results

### Game Records

Record	Overall	Home	Away	Neutral
ALL GAMES	6-16	4-5	1-9	1-2
CONFERENCE	2-5	1-2	1-3	0-0
NON-CONFERENCE	4-11	3-3	0-6	1-2

### Team Results

Date	Opponent		Score	Att.	High Points	High Rebounds
11/07/2022	at Indiana St.	L	62-64	1092	(19) CLEGG, Camreé	(8) KENNEDY, Peyton
11/11/2022	SIUE	W	95-38	352	(31) MCKAKIN, Kyla	(13) FLOWERS, Brooke
11/13/2022	at UNI	L	64-84	1966	(20) CLEGG, Camreé	(12) FLOWERS, Brooke
11/15/2022	at Missouri St.	L	55-71	1870	(17) MCKAKIN, Kyla	(5) FLOWERS, Brooke (5) MARTINEZ, Julia
11/18/2022	Green Bay	L	70-73	230	(31) MCKAKIN, Kyla	(9) MCKAKIN, Kyla
11/20/2022	South Dakota	L	67-71	325	(18) MCKAKIN, Kyla	(12) MARTINEZ, Julia
11/25/2022	vs Baylor	L	58-92	213	(13) FLOWERS, Brooke	(8) MARTINEZ, Julia
11/26/2022	vs Belmont	L	68-78	176	(24) MCKAKIN, Kyla	(9) FLOWERS, Brooke
11/27/2022	vs Air Force	W	77-58	135	(19) MCKAKIN, Kyla	(13) FLOWERS, Brooke
11/30/2022	at Missouri	L	52-82	2395	(12) JOHNS, Briana	(6) MARTINEZ, Julia
12/03/2022	Illinois St.	W	75-65	315	(22) MCKAKIN, Kyla	(9) MARTINEZ, Julia
12/05/2022	at Ball St.	L	51-85	1011	(12) JOHNS, Briana	(5) FLOWERS, Brooke (5) JOHNS, Briana
12/08/2022	Wichita St.	L	74-77	275	(25) KENNEDY, Peyton	(12) MARTINEZ, Julia
12/17/2022	at Memphis	L	71-83	731	(23) MCKAKIN, Kyla	(6) FLOWERS, Brooke
12/21/2022	Southern Ill.	W	82-54	460	(19) MCKAKIN, Kyla	(14) FLOWERS, Brooke
12/28/2022	Loyola Chicago	L	47-60	475	(16) MCKAKIN, Kyla	(13) MARTINEZ, Julia
01/01/2023	at VCU	Wot	86-83	478	(40) MCKAKIN, Kyla	(12) MARTINEZ, Julia
01/07/2023	at Saint Joseph's	L	47-71	518	(13) MARTINEZ, Julia	(9) FLOWERS, Brooke
01/12/2023	Rhode Island	L	65-76	346	(14) MARTINEZ, Julia (14) CALHOUN, Kennedy	(14) MARTINEZ, Julia
01/15/2023	Dayton	W	80-69	1024	(18) MARTINEZ, Julia	(13) FLOWERS, Brooke
01/18/2023	at Duquesne	L	63-68	833	(14) MCKAKIN, Kyla	(12) FLOWERS, Brooke
01/25/2023	at Davidson	L	71-75	488	(24) FLOWERS, Brooke	(6) MARTINEZ, Julia (6) NICASTRO, Mia

### Attendance Summary

	Games	Attend	Avg/Game
Home	9	3802	422
Away	10	11382	1138
Neutral	3	524	175
<b>Total</b>	<b>22</b>	<b>15708</b>	<b>714</b>

## Team Game-by-Game

Opponent	Date	Score		Total		3-Pointers		Free throws		Rebounds				PF	A	TO	BLK	STL	PTS	AVG
				FG-FGA	PCT	3FG-3FGA	PCT	FT-FTA	PCT	OFF	DEF	TOT	AVG							
at Indiana St.	11/07/2022	62-64	L	23-56	.411	6-18	.333	10-19	.526	12	27	39	39.0	18	12	21	8	6	62	62.0
SIUE	11/11/2022	95-38	W	39-68	.574	7-19	.368	10-12	.833	15	30	45	42.0	13	28	19	6	24	95	78.5
at UNI	11/13/2022	64-84	L	21-65	.323	6-26	.231	16-20	.800	13	25	38	40.7	20	10	19	3	12	64	73.7
at Missouri St.	11/15/2022	55-71	L	22-62	.355	2-18	.111	9-16	.563	16	10	26	37.0	22	10	20	5	10	55	69.0
Green Bay	11/18/2022	70-73	L	26-60	.433	10-25	.400	8-9	.889	11	24	35	36.6	17	15	18	5	2	70	69.2
South Dakota	11/20/2022	67-71	L	25-60	.417	5-19	.263	12-14	.857	14	26	40	37.2	21	16	21	11	9	67	68.8
vs Baylor	11/25/2022	58-92	L	22-67	.328	3-25	.120	11-15	.733	18	21	39	37.4	15	8	18	4	10	58	67.3
vs Belmont	11/26/2022	68-78	L	21-63	.333	4-23	.174	22-26	.846	16	26	42	38.0	27	11	19	3	7	68	67.4
vs Air Force	11/27/2022	77-58	W	31-62	.500	2-17	.118	13-15	.867	10	41	51	39.4	23	18	21	5	6	77	68.4
at Missouri	11/30/2022	52-82	L	19-55	.345	9-27	.333	5-6	.833	10	23	33	38.8	16	10	21	5	9	52	66.8
Illinois St.	12/03/2022	75-65	W	25-56	.446	7-18	.389	18-18	1.000	9	30	39	38.8	18	13	17	7	7	75	67.5
at Ball St.	12/05/2022	51-85	L	20-60	.333	4-22	.182	7-11	.636	7	22	29	38.0	16	11	15	2	6	51	66.2
Wichita St.	12/08/2022	74-77	L	27-61	.443	8-27	.296	12-22	.545	12	21	33	37.6	22	12	16	4	13	74	66.8
at Memphis	12/17/2022	71-83	L	28-68	.412	6-18	.333	9-14	.643	10	21	31	37.1	20	13	18	3	13	71	67.1
Southern Ill.	12/21/2022	82-54	W	30-70	.429	4-13	.308	18-20	.900	20	29	49	37.9	14	13	16	9	12	82	68.1
Loyola Chicago	12/28/2022	47-60	L	15-63	.238	0-15	.000	17-22	.773	25	22	47	38.5	18	5	21	3	10	47	66.8
at VCU	01/01/2023	86-83	Wot	31-70	.443	7-22	.318	17-23	.739	14	27	41	38.6	18	19	15	4	12	86	67.9
at Saint Joseph's	01/07/2023	47-71	L	15-67	.224	5-18	.278	12-12	1.000	16	27	43	38.9	15	11	15	2	8	47	66.7
Rhode Island	01/12/2023	65-76	L	25-71	.352	5-23	.217	10-12	.833	14	21	35	38.7	17	15	15	3	5	65	66.6
Dayton	01/15/2023	80-69	W	30-62	.484	4-13	.308	16-20	.800	11	26	37	38.6	19	13	18	13	16	80	67.3
at Duquesne	01/18/2023	63-68	L	22-74	.297	6-27	.222	13-15	.867	25	23	48	39.0	19	14	14	6	8	63	67.1
at Davidson	01/25/2023	71-75	L	32-63	.508	3-9	.333	4-8	.500	14	20	34	38.8	18	14	20	3	7	71	67.3
<b>Total</b>		<b>1480</b>		<b>549-1403</b>	<b>.391</b>	<b>113-442</b>	<b>.256</b>	<b>269-349</b>	<b>.771</b>	<b>312</b>	<b>542</b>	<b>854</b>	<b>38.8</b>	<b>406</b>	<b>291</b>	<b>397</b>	<b>114</b>	<b>212</b>	<b>1480</b>	<b>67.3</b>
Opponents		1577		566-1363	.415	169-463	.365	276-402	.687	307	578	885	40.2	369	303	391	67	187	1577	71.7

### Saint Louis Averages

Games Played	Points/game	FG Pct	3FG Pct	FT Pct	Rebounds/game	Assists/game	Turnovers/game	Assist/Turnover ratio	Steals/game	Blocks/game
22	67.3	39.1	25.6	77.1	38.8	13.2	18.0	0.7	9.6	5.2

# Box Scores

Official Basketball Box Score - Final  
**Saint Louis at Indiana St.**  
 11/07/22 Hulman Center, Terre Haute  
 2022-23 Women's Basketball  
 Game Time: 11:00 AM  
 Game Duration: 2:02  
 Attendance: 1,092  
 Officials: Brad Maxey, Maria Gearhart, Stacy Lee

**Saint Louis - 62** Record: 0-1

NO. Name	Min	FG	3P	FT	Rebounds		Fouls	TP	AS	TO	ST	Blocks		+/-	
					OR	DR						BS	BA		
42 Brooke Flowers	31:14	4-8	0-0	2-3	1	4	5	4	10	0	3	0	7	0	-9
00 Kyla McMakin	31:49	4-18	2-4	4-6	0	0	0	1	14	0	5	0	3	3	-12
2 Camr�e Clegg	28:39	7-13	4-8	1-1	0	4	4	2	19	1	6	0	0	0	4
4 Kennedy Calhoun	33:28	1-2	0-0	2-4	1	4	5	3	6	4	6	3	1	0	-6
35 Briana Johns	30:22	1-6	0-4	0-0	1	1	2	3	3	2	1	0	1	0	-0
11 Julia Martinez	19:27	4-4	0-0	0-4	2	2	4	2	2	8	1	1	4	0	0
32 Peyton Kennedy	11:37	1-3	0-1	1-1	3	5	8	3	1	3	2	0	0	0	5
12 Seval Gul	04:58	1-1	0-0	0-0	0	0	0	0	2	0	0	1	0	0	10
1 Marisa Warren	06:37	0-1	0-1	0-0	1	1	2	0	0	0	1	2	0	0	8
22 Mia Nicastro	01:49	0-0	0-0	0-0	1	1	2	0	0	0	0	0	0	0	0
<b>Team</b>					3	5	8		0		0				
<b>Totals</b>		23-56	6-18	10-19	12	27	39	18	21	62	12	21	6	8	3

Shooting By Period  
 1st FG% 3-11 27.3%  
 3PT% 1-4 25.0%  
 FT% 2-6 33.3%  
 2nd FG% 7-15 46.7%  
 3PT% 0-3 0.0%  
 FT% 1-4 25.0%  
 3rd FG% 9-17 52.9%  
 3PT% 3-6 50.0%  
 FT% 1-1 100%  
 4th FG% 4-13 30.8%  
 3PT% 2-5 40.0%  
 FT% 6-8 75%  
 GM FG% 23-56 41.1%  
 3PT% 6-18 33.3%  
 FT% 10-19 52.6%  
 Dead Ball Rebounds: 6, 0  
 Technical Fouls: NONE

Official Basketball Box Score - Final  
**Indiana St. - 64** Record: 1-0

NO. Name	Min	FG	3P	FT	Rebounds		Fouls	TP	AS	TO	ST	Blocks		+/-	
					OR	DR						BS	BA		
00 Mya Glanton	15:38	2-5	0-0	0-0	4	1	5	5	3	4	2	1	0	3	3
24 Chelsea Cain	23:16	5-9	0-0	4-5	3	0	3	4	5	14	3	5	2	0	11
4 Ella Sawyer	18:14	1-2	0-0	1-2	0	0	4	1	2	3	0	0	1	1	0
23 Anna McKendree	29:47	7-13	3-6	2-2	0	6	6	0	3	19	2	2	4	0	1
51 DeJanas Williams	26:52	5-16	4-6	1-2	0	1	1	3	15	0	2	3	0	0	3
11 Adrian Foke	10:24	0-3	0-0	0-0	2	1	3	0	2	0	0	0	0	0	2
44 Caitlin Anderson	13:46	1-3	0-0	0-0	0	1	1	2	0	2	0	1	0	0	6
12 Natalia Lalic	12:54	1-5	0-1	0-0	0	1	1	2	0	2	1	1	0	0	-6
33 Bella Finnegan	20:46	1-9	1-4	0-0	1	2	3	1	0	3	2	1	1	1	4
14 Hattie Westerfeld	14:59	1-2	0-0	0-0	4	2	6	3	0	2	0	0	0	1	13
2 Wesley Pltzer	03:04	0-0	0-0	0-0	0	0	0	0	1	0	0	1	0	0	-5
31 Lily Niebubr	05:20	0-3	0-0	0-0	2	0	2	0	1	0	0	0	0	0	-14
<b>Team</b>					4	5	9		0		1				
<b>Totals</b>		24-70	8-17	8-11	20	24	44	21	18	64	13	15	12	3	8

Shooting By Period  
 1st FG% 4-16 25.0%  
 3PT% 2-6 33.3%  
 FT% 2-2 100%  
 2nd FG% 6-17 35.3%  
 3PT% 1-2 50.0%  
 FT% 0-0 0%  
 3rd FG% 3-16 18.8%  
 3PT% 1-2 50.0%  
 FT% 1-2 50%  
 4th FG% 11-19 57.9%  
 3PT% 4-7 57.1%  
 FT% 5-7 71.4%  
 GM FG% 24-70 34.3%  
 3PT% 8-17 47.1%  
 FT% 8-11 72.7%  
 Dead Ball Rebounds: 2, 0  
 Technical Fouls: NONE

SLU		INS		Points from		SLU		INS		Period by Period Scoring					
Biggest lead	14 (4th 7:46)	5 (1st 7:28)	Turnovers	11	18	1st	2nd	3rd	4th	TOT	1st	2nd	3rd	4th	TOT
Best Scoring Run	14 (3rd 1:57)	9 (4th 0:10)	Paint	28	22	SLU	9	15	22	16	62	62			
Lead Changes	10		Second Chance	10	19	INS	12	13	8	31	64				
Times Tied	1		Fast Breaks	6	10										
Time with Lead	19:13	18:14	Bench	13	9										

Official Basketball Box Score - Final  
**SUIE at Saint Louis**  
 11/11/22 Chalet Arena, St. Louis  
 2022-23 Women's Basketball  
 Game Time: 7:30 PM  
 Game Duration: 1:44  
 Attendance: 352  
 Officials: Jules Galien, Brandon Bressa, Britt White

**SUIE - 38** Record: 0-1

NO. Name	Min	FG	3P	FT	Rebounds		Fouls	TP	AS	TO	ST	Blocks		+/-	
					OR	DR						BS	BA		
5 Ajulu Thatha	21:05	2-6	1-4	1-2	3	0	6	3	3	6	1	3	1	1	-33
12 Mikayla Kinnard	15:14	0-4	0-0	0-0	0	0	0	0	1	0	0	2	0	0	-27
4 Macy Silvey	18:19	2-6	0-3	0-0	0	2	2	1	0	4	0	2	2	0	-30
11 Niya Danfort	20:40	2-8	0-2	1-2	2	2	4	2	4	5	2	4	1	0	-34
33 KK Rodriguez	16:49	0-4	0-2	0-0	0	0	0	1	0	0	2	5	1	0	-25
0 Olivia Clayton	20:23	3-4	0-0	0-0	2	0	2	0	2	6	0	1	1	0	-28
2 Camr�e Clegg	15:58	2-4	2-4	0-0	0	1	1	3	0	6	0	2	1	0	-19
20 Destine Duckworth	14:54	2-8	0-1	4-4	0	2	2	1	3	8	0	2	0	0	-7
32 Madison Webb	17:38	1-2	0-0	1-2	3	1	4	0	3	3	0	3	1	0	-25
24 Sofie Louis	13:17	0-4	0-3	0-0	0	0	0	1	0	0	1	3	0	0	-14
10 Ana Blank	12:11	0-5	0-2	0-0	2	0	2	1	0	0	0	4	1	0	-14
25 Taylor Goss	07:53	0-1	0-0	0-0	0	0	0	0	0	0	0	0	0	0	-15
42 Tyler Butler	04:06	0-0	0-0	0-0	0	1	1	0	1	0	0	0	0	0	-10
22 Sophie Sullivan	01:33	0-0	0-0	0-0	0	0	0	0	0	0	0	0	0	0	-4
<b>Team</b>					2	3	5		0		0				
<b>Totals</b>		14-56	3-21	7-10	14	15	29	17	13	38	6	31	9	2	6

Shooting By Period  
 1st FG% 5-14 35.7%  
 3PT% 2-6 33.3%  
 FT% 2-2 100%  
 2nd FG% 1-16 6.3%  
 3PT% 0-6 0.0%  
 FT% 0-0 0%  
 3rd FG% 7-14 50.0%  
 3PT% 1-3 33.3%  
 FT% 1-2 50%  
 4th FG% 1-12 8.3%  
 3PT% 0-6 0.0%  
 FT% 4-6 66.7%  
 GM FG% 14-56 25.0%  
 3PT% 3-21 14.3%  
 FT% 7-10 70.0%  
 Dead Ball Rebounds: 1, 0  
 Technical Fouls: NONE

Official Basketball Box Score - Final  
**Saint Louis - 95** Record: 1-1

NO. Name	Min	FG	3P	FT	Rebounds		Fouls	TP	AS	TO	ST	Blocks		+/-	
					OR	DR						BS	BA		
42 Brooke Flowers	24:26	7-8	0-0	0-0	4	9	13	0	0	14	3	0	1	2	28
00 Kyla McMakin	24:30	11-17	5-7	4-4	1	1	2	0	3	31	1	4	3	0	29
4 Ella Sawyer	27:50	2-9	1-4	4-4	0	2	2	2	6	9	0	0	0	2	23
23 Anna McKendree	30:28	2-7	0-3	0-0	0	2	2	2	4	14	6	0	0	0	46
51 DeJanas Williams	31:25	0-2	0-1	0-0	0	2	3	5	1	1	0	0	0	2	0
35 Briana Johns	16:40	3-4	0-1	0-0	1	4	5	2	2	6	3	2	7	1	0
11 Julia Martinez	16:15	5-7	1-2	0-0	2	0	2	3	1	11	1	3	1	0	20
32 Peyton Kennedy	10:48	3-5	0-1	0-0	1	2	3	0	0	6	2	0	3	0	18
1 Marisa Warren	12:17	3-4	0-0	1-2	1	2	1	2	1	7	0	2	0	0	0
12 Seval Gul	03:33	1-2	0-0	0-0	1	2	3	0	0	2	0	0	0	0	7
23 Abby Liber	04:06	1-2	0-0	0-0	0	0	0	0	0	2	0	1	1	0	0
34 Sarah Lazar	04:06	1-1	0-0	0-0	0	1	1	1	0	2	1	0	0	0	10
10 Isabel Tillet	03:36	0-0	0-0	1-2	0	0	0	0	0	1	1	0	0	0	0
<b>Team</b>					2	3	5		0		0				
<b>Totals</b>		39-68	7-19	10-12	15	30	45	13	17	95	28	19	24	6	2

Shooting By Period  
 1st FG% 11-15 73.3%  
 3PT% 3-4 75.0%  
 FT% 7-8 87.5%  
 2nd FG% 8-16 50.0%  
 3PT% 3-5 60.0%  
 FT% 2-2 100%  
 3rd FG% 10-19 52.6%  
 3PT% 1-6 16.7%  
 FT% 0-0 0%  
 4th FG% 10-18 55.6%  
 3PT% 0-4 0.0%  
 FT% 1-2 50%  
 GM FG% 39-68 57.4%  
 3PT% 7-19 36.8%  
 FT% 10-12 83.3%  
 Dead Ball Rebounds: 1, 0  
 Technical Fouls: NONE

SUIE		SLU		Points from		SUIE		SLU		Period by Period Scoring					
Biggest lead	0 (1st 10:00)	57 (4th 0:07)	Turnovers	8	38	1st	2nd	3rd	4th	TOT	1st	2nd	3rd	4th	TOT
Best Scoring Run	7 (3rd 4:25)	19 (3rd 8:06)	Paint	16	50	SUIE	14	2	16	6	38				
Lead Changes	0		Second Chance	9	24										
Times Tied	0		Fast Breaks	10	17										
Time with Lead	00:00	39:33	Bench	23	37										

Official Basketball Box Score - Final  
**Saint Louis at UNI**  
 11/13/22 McLeod Center, Cedar Falls  
 2022-23 Women's Basketball  
 Game Time: 2:00 PM  
 Game Duration: 1:55  
 Attendance: 1,966  
 Officials: Greg Smit, Zac Bross, Kira Brown

**Saint Louis - 64** Record: 1-2

NO. Name	Min	FG	3P	FT	Rebounds		Fouls	TP	AS	TO	ST	Blocks		+/-	
					OR	DR						BS	BA		
42 Brooke Flowers	28:59	5-10	0-0	0-1	11	12	3	1	10	1	2	2	0	-10	
00 Kyla McMakin	34:47	5-16	1-6	5-6	0	0	4	5	16	0	3	1	1	0	-22
2 Camr�e Clegg	37:58	6-13	3-10	5-5	0	2	0	2	0	4	5	1	0	0	-18
4 Kennedy Calhoun	33:49	0-2	0-1												

# Box Scores

**Green Bay at Saint Louis**  
 Official Basketball Box Score - Final  
 11/18/22 Chalet Arena, St. Louis  
 2022-23 Women's Basketball  
 Game Time: 7:00 PM  
 Game Duration: 1:52  
 Attendance: 230

Record: 2-1  
 Officials: Ashley Gloss, Linda Miles, Aaron Brooks

NO. Name	Min	FG	3P	FT	Rebounds		Fouls		TP	AS	TO	ST	Blocks		+/-	
					OR	DR	PF	FD					BS	BA		
33 Maddy Schreiber	4-8	2-3	0-0	5	2	7	0	1	10	2	1	2	1	2	4	
45 Brooklyn Blackburn	26:55	5-8	0-1	2-4	2	3	5	2	2	12	1	0	1	0	0	
0 Hailey Oskey	33:57	5-13	1-3	2-2	4	5	9	4	5	13	4	2	2	1	0	
1 Cassie Schiltz	31:42	5-9	2-3	2-2	0	3	3	1	2	14	1	1	0	0	0	
22 Bailey Butler	32:41	4-12	1-6	4-4	0	2	2	3	4	13	3	2	0	0	1	
12 Callie Genke	07:02	1-3	1-2	0-0	0	0	0	3	1	3	1	1	0	0	0	
13 Tatum Koenig	07:19	0-2	0-1	0-0	1	0	1	0	1	0	1	0	0	0	0	
11 Natalie McNeal	02:49	0-1	0-0	0-0	0	0	0	0	0	0	0	1	0	0	0	
21 Jasmine Kondrakiewicz	12:22	1-3	1-2	0-0	1	1	1	0	0	3	0	1	1	0	0	
24 Sydney Levy	11:32	1-4	1-2	2-2	0	1	1	2	1	5	2	1	0	0	1	
<b>Team</b>					2	6	8		0		3					
<b>Totals</b>		26-63	9-24	12-14	14	23	37	15	17	73	14	13	6	2	5	3

Shooting By Period  
 1st FG% 8-18 44.4%  
 2nd FG% 9-17 52.9%  
 3rd FG% 4-10 40.0%  
 4th FG% 3-14 21.4%  
 FT% 8-10 80.0%  
 GM FG% 26-63 41.3%  
 3PT% 9-24 37.5%  
 FT% 12-14 85.7%

Technical Fouls: NONE  
 Dead Ball Rebounds: 1,0

**Saint Louis - 70**  
 Record: 1-4

NO. Name	Min	FG	3P	FT	Rebounds		Fouls		TP	AS	TO	ST	Blocks		+/-	
					OR	DR	PF	FD					BS	BA		
42 Brooke Flowers	34:05	7-10	0-0	0-0	5	5	1	1	14	1	2	0	3	0	-1	
00 Kyla McMakin	33:06	11-25	6-13	3-3	2	7	9	1	5	31	1	2	1	0	0	
2 Camree Clegg	34:19	3-11	1-6	0-0	1	1	4	1	7	4	5	1	0	1	0	
4 Kennedy Calhoun	32:10	0-4	0-1	1-2	3	6	3	3	1	5	2	0	1	1	-4	
11 Julia Martinez	15:35	0-2	0-0	4-4	1	1	2	4	4	1	2	0	0	0	0	
35 Briana Johns	25:38	3-4	3-4	0-0	1	1	3	0	9	2	1	0	1	0	0	
12 Seval Gul	04:54	1-2	0-0	0-0	0	0	3	0	2	0	1	0	0	0	-4	
22 Mia Nicastro	06:13	0-1	0-1	0-0	1	1	0	0	0	0	0	0	0	0	0	
32 Peyton Kennedy	09:00	1-1	0-0	0-0	1	1	0	1	2	1	1	0	0	0	12	
<b>Team</b>					4	4	8		0	2						
<b>Totals</b>		26-60	10-25	8-9	11	24	35	17	15	70	15	18	2	5	2	-3

Shooting By Period  
 1st FG% 5-17 29.4%  
 2nd FG% 9-17 52.9%  
 3rd FG% 0-3 0.0%  
 4th FG% 2-12 16.7%  
 FT% 8-9 88.9%  
 GM FG% 26-60 43.3%  
 3PT% 10-25 40.0%  
 FT% 8-9 88.9%

Technical Fouls: NONE  
 Dead Ball Rebounds: 1,0

Biggest lead	GB		SLU		Points from Turnovers	Paint	Second Chance	Fast Breaks	Bench
	1st	2nd	3rd	4th					
Best Scoring Run	9(2 <sup>nd</sup> 3:18)	2(1 <sup>st</sup> 9:44)	23	14	23	24	10	8	9
Lead Changes	5	5	5	5	5	5	5	5	5
Times Tied	5	5	5	5	5	5	5	5	5
Time with Lead	35:45	01:06	18	16	16	16	16	16	16

**South Dakota at Saint Louis**  
 Official Basketball Box Score - Final  
 11/20/22 Chalet Arena, St. Louis  
 2022-23 Women's Basketball  
 Game Time: 3:00 PM  
 Game Duration: 1:57  
 Attendance: 325

Record: 4-1  
 Officials: Justin Pauch, Abby Burnmeister, Aaron Brooks

NO. Name	Min	FG	3P	FT	Rebounds		Fouls		TP	AS	TO	ST	Blocks		+/-	
					OR	DR	PF	FD					BS	BA		
30 Jeniah Ugofsky	20:06	5-7	1-2	2-4	2	2	4	4	5	13	2	3	2	0	0	
41 Alexi Hempe	32:03	2-8	0-2	0-0	3	4	7	2	0	4	2	1	1	1	15	
3 Macy Guebert	34:21	3-13	2-4	3-3	1	2	3	2	4	11	4	0	0	1	-1	
21 Grace Larkins	31:02	5-13	1-5	6-6	1	5	6	4	4	17	3	8	1	1	13	
32 Madison Grange	25:33	2-6	0-1	3-3	1	3	4	2	4	7	0	2	0	1	-2	
2 Nicole Avila-Ambrosi	14:17	0-1	0-0	1-2	0	0	0	1	1	1	1	1	0	0	-4	
24 Walker Demers	13:02	3-8	1-1	0-0	8	3	11	3	1	7	0	0	1	0	4	
25 Cassidy Carson	12:44	0-3	0-2	1-2	0	0	0	1	1	1	0	0	0	0	-3	
10 Morgan Hansen	08:41	0-2	0-1	0-0	0	0	3	1	0	0	0	0	0	0	-4	
20 Carley Duffney	10:11	3-7	2-2	2-2	0	1	1	0	0	10	1	0	0	0	2	
<b>Team</b>					5	2	7		0		1					
<b>Totals</b>		23-68	7-20	18-22	21	22	43	21	21	71	14	16	6	4	11	4

Shooting By Period  
 1st FG% 2-14 14.3%  
 2nd FG% 8-19 42.1%  
 3rd FG% 3-4 75.0%  
 4th FG% 2-3 66.7%  
 FT% 8-19 42.1%  
 GM FG% 23-68 33.8%  
 3PT% 7-20 35.0%  
 FT% 18-22 81.8%

Technical Fouls: NONE  
 Dead Ball Rebounds: 2,0

**Saint Louis - 67**  
 Record: 1-5

NO. Name	Min	FG	3P	FT	Rebounds		Fouls		TP	AS	TO	ST	Blocks		+/-	
					OR	DR	PF	FD					BS	BA		
42 Brooke Flowers	32:05	6-10	0-0	0-0	1	3	4	1	2	12	0	3	0	3	1	
00 Kyla McMakin	37:46	7-21	2-9	2-2	3	4	7	3	3	18	1	3	2	1	2	
2 Camree Clegg	32:28	4-8	2-3	1-2	0	2	2	4	2	11	3	2	1	0	-2	
4 Kennedy Calhoun	34:41	4-12	1-5	0-0	1	3	4	5	9	7	5	2	0	0	-3	
11 Julia Martinez	27:45	2-4	0-0	4-5	7	12	3	4	8	2	6	4	0	0	-5	
35 Briana Johns	14:56	0-2	0-0	0-0	1	1	2	0	0	0	0	0	0	0	-1	
12 Seval Gul	00:52	0-0	0-0	0-0	1	1	2	0	0	1	0	0	1	0	0	
32 Peyton Kennedy	12:09	2-3	0-0	5-5	1	3	4	2	4	9	1	0	0	0	-2	
22 Mia Nicastro	07:15	0-0	0-0	0-0	1	0	1	2	0	1	0	0	0	0	0	
<b>Team</b>					1	2	3		0		1					
<b>Totals</b>		25-60	5-19	12-14	14	26	40	21	21	67	16	21	9	11	4	-4

Shooting By Period  
 1st FG% 5-15 33.3%  
 2nd FG% 9-19 47.1%  
 3rd FG% 5-11 45.5%  
 4th FG% 1-1 100%  
 FT% 1-2 50%  
 GM FG% 25-60 41.7%  
 3PT% 5-19 26.3%  
 FT% 12-14 85.7%

Technical Fouls: NONE  
 Dead Ball Rebounds: 1,0

Biggest lead	USD		SLU		Points from Turnovers	Paint	Second Chance	Fast Breaks	Bench
	1st	2nd	3rd	4th					
Best Scoring Run	6(3 <sup>rd</sup> 0:26)	12(2 <sup>nd</sup> 3:28)	11	19	11	19	17	11	15
Lead Changes	9	9	9	9	9	9	9	9	9
Times Tied	1	1	1	1	1	1	1	1	1
Time with Lead	14:03	25:33	18	18	18	18	18	18	18

**Saint Louis - 88**  
 Official Basketball Box Score - Final  
 11/25/22 Hertz Arena, Estero  
 Gulf Coast Showcase - Game 1  
 Game Time: 11:00 AM  
 Game Duration: 1:35  
 Attendance: 213

Record: 1-6  
 Officials: Salf Escho, Iy Seales, Tiffany Bridges

NO. Name	Min	FG	3P	FT	Rebounds		Fouls		TP	AS	TO	ST	Blocks		+/-
					OR	DR	PF	FD					BS	BA	
42 Brooke Flowers	22:44	5-8	0-0	3-5	2	3	5	2	3	13	0	1	2	4	-14
00 Kyla McMakin	28:36	2-14	1-6	2-2	1	3	4	2	1	7	0	3	1	0	-34
5 Sydni Harvey	25:43	2-11	1-8	0-0	1	1	0	3	3	5	0	0	0	0	-24
4 Kennedy Calhoun	26:27	2-5	0-3	0-0	1	2	3	3	4	1	4	4	0	0	-26
11 Julia Martinez	28:38	1-5	0-1	3-4	3	5	2	3	5	2	0	0	0	0	-19
32 Peyton Kennedy	19:29	5-12	1-3	0-0	4	1	5	2	0	11	1	2	0	0	-16
35 Briana Johns	08:18	0-1	0-1	0-0	0	0	0	2	0	0	0	1	0	0	-11
22 Mia Nicastro	19:17	5-8	0-3	2-2	4	3	7	0	1	12	0	2	1	0	-15
10 Isabel Tillet	04:41	0-0	0-0	0-0	1	1	0	0	0	0	0	0	0	0	0
12 Seval Gul	06:35	0-3	0-0	1-2	0	0	0	2	1	1	0	0	0	0	-5
1 Marisa Warren	05:08	0-0	0-0	0-0	1	1	0	0	0	1	0	0	0	0	-6
3 Abby Liber	03:54	0-0	0-0	0-0	1	1	0	0	0	0	0	0	0	0	1
34 Sarah Lazar	01:30	0-0	0-0	0-0	0	0	0	0	0	0	0	0	0	0	-1
<b>Team</b>					1	2	3		0		0				
<b>Totals</b>		22-67	3-25	11-15	18	21	39	15	15	58	8	18	10	4	-34

Shooting By Period  
 1st FG% 3-19 15.8%  
 2nd FG% 5-17 29.4%  
 3rd FG% 2-5 40.0%  
 4th FG% 9-15 60.0%  
 FT% 2-4 50.0%  
 GM FG% 22-67 32.8%  
 3PT% 3-25 12.0%  
 FT% 11-15 73.3%

Technical Fouls: NONE  
 Dead Ball Rebounds: 1,0

**Baylor - 92**  
 Record: 4-1

NO. Name	Min	FG	3P	FT	Rebounds		Fouls		TP	AS	TO	ST	Blocks		+/-
					OR	DR	PF	FD					BS	BA	
51 Caitlin Bickie	18:03	4-6	1-3	0-0	3	2	5	1	1	9	4	0	1	0	0
5 Dariana Littlepage-Buggs	21:14	6-12	0-0	1-1	5	9	14	1	1	13	1	2	0	0	11
10															

# Box Scores

**Official Basketball Box Score - Final**  
**Air Force at Saint Louis**  
 11/27/22 Hertz Arena, Estero  
 Gulf Coast Showcase - Game 9  
 Game Time: 11:00 AM  
 Game Duration: 1:48  
 Attendance: 135  
 Officials: Kyle Galway, Xiomara Cruz, Keisha Brown

**Air Force - 58** Record: 3-4

NO. Name	Min	FG			FT			Rebounds		Fouls		TP	AS	TO	ST	Blocks		+/-
		M/A	MA	MA	OR	DR	TOT	PF	FD	BS	BA							
30 Dasha Macmillan	21:25	2-4	0-2	1-2	0	4	4	1	4	5	0	1	2	0	0	0	0	-7
33 Nikki McDonald	27:54	1-6	0-1	1-2	1	0	1	2	4	3	0	0	0	0	0	0	0	-27
4 Madison Smith	21:50	2-9	1-3	0-0	0	0	0	4	0	5	0	1	1	0	1	0	-9	
10 Kamri Heath	31:11	3-13	1-2	8-10	0	3	3	2	6	15	1	2	2	0	0	0	-16	
40 Jo Hunter	35:20	4-8	1-4	1-2	0	3	3	4	2	10	4	3	2	0	0	0	-11	
2 Milahnie Perry	09:29	1-6	0-1	1-2	0	1	1	0	1	3	0	0	0	0	0	0	-11	
13 Faith Shelton	11:29	1-4	1-2	0-2	1	5	6	2	1	3	0	1	0	0	1	0	-5	
5 Taylor Britt	25:10	3-7	1-2	0-0	2	1	3	4	1	7	0	2	2	0	0	0	-10	
31 Emily Adams	19:12	3-8	0-0	1-7	3	4	7	2	4	7	0	2	3	0	2	1	-1	
<b>Team</b>					3	5	5	0	0	1	1	0	1	0	0	0	-7	
<b>Totals</b>		20-65	5-17	13-27	10	23	33	21	23	58	5	13	13	0	5	-19		

Shooting By Period  
 1st FG% 2-15 13.3%  
 2nd FG% 6-16 37.5%  
 3rd FG% 2-6 33.3%  
 4th FG% 3-8 37.5%  
 FT% 4-10 40%  
 3PT% 1-5 20.0%  
 FT% 4-10 40%  
 GM FG% 9-16 56.3%  
 3PT% 2-3 66.7%  
 FT% 4-9 44.4%  
 GM FG% 20-65 30.8%  
 3PT% 5-17 29.4%  
 FT% 13-27 48.1%

Technical Fouls: NONE  
 Dead Ball Rebounds: 7, 0

**Official Basketball Box Score - Final**  
**Saint Louis - 77** Record: 2-7

NO. Name	Min	FG			FT			Rebounds		Fouls		TP	AS	TO	ST	Blocks		+/-
		M/A	MA	MA	OR	DR	TOT	PF	FD	BS	BA							
22 Mia Nicastro	16:29	2-5	0-3	0-0	0	5	5	4	1	4	1	1	1	1	0	0	16	
42 Brooke Flowers	31:43	7-9	0-0	1-2	2	11	13	1	2	15	2	3	1	5	0	0	19	
00 Kyia McMakin	32:10	8-23	1-9	2-2	3	5	2	2	19	1	3	1	0	0	0	0	18	
4 Kennedy Calhoun	32:53	4-6	0-0	6-6	1	2	3	6	14	3	3	1	0	0	0	0	24	
11 Julia Martinez	27:25	3-7	0-1	2-3	0	5	5	1	4	8	3	2	3	2	0	0	16	
32 Peyton Kennedy	15:10	2-3	0-1	0-0	1	6	7	4	3	4	0	1	0	0	0	0	9	
35 Briana Johns	12:22	2-2	0-0	0-0	1	2	3	0	4	1	0	0	0	0	0	0	4	
2 Camrèe Clegg	16:22	2-4	1-3	2-2	0	5	5	2	3	7	8	4	0	0	0	0	-2	
1 Marisa Warren	07:56	0-1	0-1	0-0	1	2	3	0	0	0	0	0	0	0	0	0	-4	
12 Sevvul Gul	04:15	1-2	0-0	0-0	0	1	1	0	1	2	0	0	0	0	0	0	3	
10 Isabel Tillet	01:07	0-0	0-0	0-0	0	0	0	0	0	0	0	0	0	0	0	0	-4	
3 Abby Liber	01:04	0-0	0-0	0-0	0	0	0	0	0	0	0	0	0	0	0	0	-4	
34 Sarah Lazar	01:04	0-0	0-0	0-0	0	0	0	0	0	0	0	0	0	0	0	0	-4	
<b>Team</b>					1	1	2	0	0	0	0	0	0	0	0	0	0	
<b>Totals</b>		31-62	2-17	13-15	10	41	51	23	21	77	18	21	6	5	0	19		

Shooting By Period  
 1st FG% 8-15 53.3%  
 2nd FG% 3-6 50.0%  
 3rd FG% 8-17 47.1%  
 4th FG% 4-10 40.0%  
 FT% 5-15 33.3%  
 3PT% 1-5 20.0%  
 FT% 5-15 33.3%  
 GM FG% 31-62 50.0%  
 3PT% 2-17 11.8%  
 FT% 13-15 86.7%

Technical Fouls: NONE  
 Dead Ball Rebounds: 0, 1

Biggest lead	AFA		SLU	Points from Turnovers	AFA		SLU	Period by Period Scoring					
	1st	2nd	3rd		1st	2nd	3rd	4th	TOT				
Best Scoring Run	11 (2nd 3:30)	12 (1st 1:56)	1	20	50	5	6	AFA 5	18	11	24	58	
Lead Changes	0	1	0	8	10	6	6	SLU 18	20	22	17	77	
Times Tied	1	0	0	20	17	17	17						
Time with Lead	00:00	39:19											

**Official Basketball Box Score - Final**  
**Saint Louis at Missouri**  
 11/30/22 Mizou Arena, Columbia  
 2022-23 Women's Basketball  
 Game Time: 7:00 PM  
 Game Duration: 1:33  
 Attendance: 135  
 Officials: Cameron Inouye, Natasha Camy, Frank Strasser

**Saint Louis - 52** Record: 2-8

NO. Name	Min	FG			FT			Rebounds		Fouls		TP	AS	TO	ST	Blocks		+/-
		M/A	MA	MA	OR	DR	TOT	PF	FD	BS	BA							
22 Mia Nicastro	12:49	0-2	0-1	0-0	0	1	1	0	0	0	0	0	0	3	0	0	-11	
42 Brooke Flowers	27:08	1-2	0-0	1-2	0	5	5	2	2	3	0	0	0	0	0	0	-36	
00 Kyia McMakin	29:14	3-14	2-7	2-2	0	1	1	1	1	10	3	2	0	0	1	2	-32	
4 Kennedy Calhoun	28:22	1-3	1-2	2-2	1	1	2	4	2	5	4	4	2	0	0	0	-24	
11 Julia Martinez	34:23	4-9	1-3	0-0	4	2	6	3	2	9	2	4	2	0	0	0	-15	
35 Briana Johns	25:54	4-6	4-6	0-0	1	2	3	0	12	1	1	0	0	0	0	0	-26	
2 Camrèe Clegg	08:28	0-5	0-3	0-0	0	1	1	0	0	0	0	0	0	0	0	0	-7	
32 Peyton Kennedy	20:05	4-9	1-4	0-0	1	3	4	0	3	9	0	2	0	1	0	0	3	
12 Sevvul Gul	02:43	1-3	0-0	0-0	1	2	0	1	2	0	0	0	0	0	0	0	-2	
1 Marisa Warren	07:46	1-1	0-0	0-0	4	4	0	0	2	0	0	0	0	0	0	0	-4	
3 Abby Liber	01:04	0-1	0-1	0-0	0	0	0	0	0	0	0	0	0	0	0	0	-2	
10 Isabel Tillet	01:04	0-0	0-0	0-0	0	0	0	0	0	0	0	0	0	0	0	0	-2	
<b>Team</b>					2	2	4	0	0	2	2	0	2	2	5	4	-30	
<b>Totals</b>		19-55	9-27	5-6	10	23	33	16	9	52	10	22	9	5	4	-30		

Shooting By Period  
 1st FG% 5-13 38.5%  
 2nd FG% 2-11 18.2%  
 3rd FG% 1-2 50.0%  
 4th FG% 6-14 42.9%  
 FT% 4-4 100%  
 3PT% 2-6 33.3%  
 FT% 4-4 100%  
 GM FG% 19-55 34.5%  
 3PT% 9-27 33.3%  
 FT% 5-6 83.3%

Technical Fouls: NONE  
 Dead Ball Rebounds: 0, 0

**Official Basketball Box Score - Final**  
**Missouri - 82** Record: 7-1

NO. Name	Min	FG			FT			Rebounds		Fouls		TP	AS	TO	ST	Blocks		+/-
		M/A	MA	MA	OR	DR	TOT	PF	FD	BS	BA							
43 Hayley Frank	25:38	5-10	4-7	0-0	0	5	5	0	1	14	1	1	1	1	1	1	29	
32 Jayla Kelly	02:54	3-6	0-0	5-7	0	4	4	1	4	11	0	2	0	0	0	0	13	
1 Lauren Hansen	31:28	9-17	6-11	0-0	0	3	3	1	2	24	1	0	1	1	1	1	28	
4 Mama Dembele	25:42	4-5	1-1	0-1	1	2	3	1	1	9	5	3	3	0	0	0	23	
20 Sarah Linthacum	14:43	3-4	0-0	0-0	3	2	5	0	6	1	0	1	0	0	0	0	11	
2 Sara-Rose Smith	21:37	1-3	1-3	2-2	1	4	5	2	3	5	1	3	1	0	0	0	4	
24 Ashton Judd	23:46	2-9	1-2	1-2	1	2	3	0	1	6	1	3	1	0	0	0	0	
40 Michal Linthacum	10:58	1-1	0-0	0-0	2	0	2	1	2	0	0	0	0	0	0	0	0	
21 Averi Kroenke	12:17	1-4	0-0	0-0	0	2	2	1	2	2	2	2	2	2	2	0	7	
<b>Team</b>					4	1	5	0	0	0	0	0	0	0	0	0	0	
<b>Totals</b>		30-63	14-27	8-12	13	27	40	9	16	82	18	17	13	4	5	30		

Shooting By Period  
 1st FG% 8-16 50.0%  
 2nd FG% 5-7 71.4%  
 3rd FG% 1-3 33.3%  
 4th FG% 6-13 46.2%  
 FT% 0-0 0%  
 3PT% 3-6 50.0%  
 FT% 0-0 0%  
 3rd FG% 9-17 52.9%  
 3PT% 5-10 50.0%  
 FT% 3-3 100%  
 4th FG% 7-17 41.2%  
 3PT% 1-4 25.0%  
 FT% 4-6 66.7%  
 GM FG% 30-63 47.6%  
 3PT% 14-27 51.9%  
 FT% 8-12 66.7%

Technical Fouls: NONE  
 Dead Ball Rebounds: 1, 0

Biggest lead	SLU		MIZ	Points from Turnovers	SLU		MIZ	Period by Period Scoring					
	1st	2nd	3rd		1st	2nd	3rd	4th	TOT				
Best Scoring Run	10 (3rd 2:25)	13 (2nd 5:30)	0	16	28	16	28	SLU 14	5	18	15	52	
Lead Changes	0	1	0	8	18	6	6	SLU 22	15	26	19	82	
Times Tied	2	0	0	25	14	14	14						
Time with Lead	00:00	38:41											

**Official Basketball Box Score - Final**  
**Illinois St. at Saint Louis**  
 12/03/22 Chazler Arena, St. Louis  
 2022-23 Women's Basketball  
 Game Time: 7:00 PM  
 Game Duration: 1:49  
 Attendance: 315  
 Officials: Bruce Morris, Brandon Entlerne, Jennifer Washo

**Illinois St. - 65** Record: 5-2

NO. Name	Min	FG			FT			Rebounds		Fouls		TP	AS	TO	ST	Blocks		+/-
		M/A	MA	MA	OR	DR	TOT	PF	FD	BS	BA							
24 DeAnna Wilson	25:31	4-16	0-0	4-4	5	2	7	3	5	12	1	3	0	0	0	0	3	
32 Kate Bullman	28:34	3-10	0-2	0-0	2	5	7	5	2	6	1	2	0	0	0	0	-9	
3 Mary Crompton	37:42	6-10	4-7	2-2	0	3	3	1	1	18	2	2	1	0	0	0	-5	
12 Maya Wong	38:07	2-8	1-2	4-4	1	0	1	2	5	9	1	2	2	0	2	-17		
14 Paige Robinson	36:20	5-15	3-8	2-2	2	3	5	4	2	15								

# Box Scores

**Wichita St. at Saint Louis**  
 Official Basketball Box Score - Final  
 Wichita St. at Saint Louis  
 12/22/22 Chaffetz Arena, St. Louis  
 2022-23 Women's Basketball  
 Game Time: 7:00 PM  
 Game Duration: 1:57  
 Attendance: 275  
 Officials: Joseph Vaszily, Ashley Glass, Krystle Apollanis

Record: 8-1

NO. Name	Min	FG	3P	FT	Rebounds		Fouls		TP	AS	TO	ST	Blocks		+/-	
					OR	DR	PF	FD					BS	BA		
24 Trajatta Colbert	29:08	3-8	0-0	2-2	2	5	7	4	2	8	1	2	0	0	2	17
35 Jane Asinde	33:05	5-8	0-0	6-10	4	7	11	3	7	16	5	4	4	0	1	6
1 DJ McCarty	32:04	6-13	1-2	3-7	1	4	5	3	5	16	4	6	3	0	1	-3
10 Curtessia Dean	28:47	8-13	1-2	1-1	4	6	10	1	2	18	2	4	0	1	0	17
20 Shamayah Duncan	32:53	2-8	1-3	5-6	0	1	1	3	4	10	0	3	0	0	0	-4
4 Nnug Bosch Duran	20:18	2-4	1-2	1-2	0	0	0	2	1	6	1	1	1	0	0	-4
3 Ornela Niankan	18:49	1-2	0-0	1-2	1	2	1	1	1	3	1	1	0	0	0	-16
13 Ella Anclaux	04:56	0-0	0-0	0-0	0	0	0	0	0	0	0	0	0	0	0	2
Team		3	3	6						0	0					
Totals	27:56	4-9	19-30	15	27	42	18	22	77	14	21	8	1	4	3	

Shooting By Period  
 1st FG%: 2-3 36.4%  
 3PT%: 2-3 66.7%  
 FT%: 3-6 50.0%  
 2nd FG%: 8-10 80.0%  
 3PT%: 0-0 0.0%  
 FT%: 5-7 71.4%  
 3rd FG%: 9-16 56.3%  
 3PT%: 1-3 33.3%  
 FT%: 1-1 100.0%  
 4th FG%: 2-8 25.0%  
 3PT%: 1-3 33.3%  
 FT%: 10-16 62.5%  
 GM FG%: 27-56 48.2%  
 3PT%: 4-9 44.4%  
 FT%: 19-30 63.3%

Technical Fouls: NONE  
 Dead Ball Rebounds: 4, 0

Record: 3-10

NO. Name	Min	FG	3P	FT	Rebounds		Fouls		TP	AS	TO	ST	Blocks		+/-	
					OR	DR	PF	FD					BS	BA		
42 Brooke Flowers	25:44	1-4	0-0	0-0	0	5	5	3	1	2	0	1	0	3	0	-21
00 Kyia McMakin	31:24	2-7	1-2	2-2	0	2	2	4	2	7	0	4	1	0	0	-2
4 Kennedy Calhoun	36:29	4-8	2-5	0-0	2	1	3	1	1	10	3	4	1	0	0	-4
11 Julia Martinez	39:21	7-14	1-6	5-8	7	5	12	4	7	20	6	5	7	0	0	-2
35 Briana Johns	11:24	0-1	0-1	0-0	0	0	0	1	1	0	1	0	0	1	0	-22
22 Mia Nicastro	17:54	3-7	0-3	2-4	2	4	6	2	2	8	0	0	2	0	0	17
32 Peyton Kennedy	26:32	9-16	4-8	3-6	1	3	4	3	25	2	0	1	0	1	14	
2 Camr�e Clegg	06:41	0-3	0-2	0-0	0	0	0	0	0	0	1	1	0	0	0	4
1 Marisa Warren	03:31	1-1	0-0	0-2	0	0	0	0	1	2	0	1	0	0	1	1
Team		0	1	1						0	0					
Totals	27:61	8-27	12-22	12	21	33	22	18	74	12	16	13	4	1	-3	

Shooting By Period  
 1st FG%: 5-16 31.3%  
 3PT%: 1-7 14.3%  
 FT%: 0-0 0%  
 2nd FG%: 4-15 26.7%  
 3PT%: 1-8 12.5%  
 FT%: 0-4 0%  
 3rd FG%: 7-11 63.6%  
 3PT%: 4-6 66.7%  
 FT%: 7-10 70%  
 4th FG%: 11-19 57.9%  
 3PT%: 2-6 33.3%  
 FT%: 8-27 29.6%  
 GM FG%: 27-61 44.3%  
 3PT%: 8-27 29.6%  
 FT%: 12-22 54.5%

Technical Fouls: NONE  
 Dead Ball Rebounds: 5, 0

Points from	Turnovers	Paint	Second Chance	Fast Breaks	Bench	Period by Period Scoring				
						1st	2nd	3rd	4th	
WSU	27 (3rd 6:11)	0 (1st 10:00)	0	13	11	11	9	25	29	74
SLU	11 (3rd 3:41)	0	13	17	11	11	9	25	29	74

**Saint Louis at Memphis**  
 Official Basketball Box Score - Final  
 Saint Louis at Memphis  
 12/17/22 Elma Roane Fieldhouse, Memphis, Tenn.  
 2022-23 Women's Basketball  
 Game Time: 2:00 PM  
 Game Duration: 2:06  
 Attendance: 751  
 Officials: Teresa Buck, Mark Reech, Courtney Robinson

Record: 3-11

NO. Name	Min	FG	3P	FT	Rebounds		Fouls		TP	AS	TO	ST	Blocks		+/-	
					OR	DR	PF	FD					BS	BA		
32 Peyton Kennedy	14:07	3-6	1-2	0-0	1	0	1	0	4	0	7	0	3	0	0	-5
42 Brooke Flowers	36:23	4-9	0-0	0-0	2	4	6	1	0	8	0	3	1	3	0	-15
00 Kyia McMakin	36:10	10-28	2-9	1-2	2	1	3	2	4	23	1	2	2	0	0	-18
4 Kennedy Calhoun	35:49	0-6	0-2	0-3	1	3	4	3	5	2	6	2	5	0	1	-6
11 Julia Martinez	32:11	4-7	0-0	1-3	2	3	5	4	2	9	5	2	4	0	0	3
22 Mia Nicastro	21:45	4-7	0-0	5-6	0	4	4	4	5	10	2	1	0	0	0	-11
35 Briana Johns	08:41	0-0	0-0	0-0	0	0	0	2	0	0	1	0	0	0	0	2
2 Camr�e Clegg	13:53	3-5	3-5	0-0	0	1	1	0	0	9	1	3	0	0	0	-10
24 Kiley Bess	00:01	0-0	0-0	0-0	0	0	0	0	0	0	0	0	0	0	0	0
Team		2	5	7						0	0					
Totals	28:68	6-18	9-14	10	21	31	20	16	71	13	18	13	3	1	-12	

Shooting By Period  
 1st FG%: 7-18 38.9%  
 3PT%: 1-4 25.0%  
 FT%: 3-4 75%  
 2nd FG%: 11-16 68.8%  
 3PT%: 3-4 75.0%  
 FT%: 0-1 0%  
 3rd FG%: 7-17 41.2%  
 3PT%: 1-5 20.0%  
 FT%: 5-7 71.4%  
 4th FG%: 3-17 17.6%  
 3PT%: 1-5 20.0%  
 FT%: 1-2 50%  
 GM FG%: 28-68 41.2%  
 3PT%: 6-18 33.3%  
 FT%: 9-14 64.3%

Technical Fouls: NONE  
 Dead Ball Rebounds: 0, 1

Record: 7-5

NO. Name	Min	FG	3P	FT	Rebounds		Fouls		TP	AS	TO	ST	Blocks		+/-	
					OR	DR	PF	FD					BS	BA		
11 Hannah Riddick	20:53	1-4	0-0	0-2	2	8	10	1	1	2	0	2	1	0	0	-3
20 Jada Wright	17:41	2-5	0-1	0-0	3	7	10	1	1	4	1	4	0	1	1	9
0 Destyne Jackson	16:15	0-2	0-1	4-6	0	0	0	3	4	2	2	0	0	0	0	-3
2 Madison Griggs	27:18	7-15	5-11	0-0	0	1	1	0	19	1	4	2	0	0	5	
23 Jamirah Shutes	31:57	5-12	1-5	4-6	1	3	4	2	4	15	2	4	1	0	0	12
3 Shelbee Brown	15:48	2-3	0-0	0-0	0	3	3	1	4	3	2	4	0	1	26	
5 Emami Jefferson	25:29	4-6	0-1	4-6	2	4	6	3	7	12	5	2	0	0	13	
11 Tanyuel Welch	12:54	4-4	0-0	0-0	0	0	0	0	0	8	1	0	0	0	9	
24 Makayia Brooks	06:07	2-3	2-3	0-0	0	0	0	0	0	6	0	0	0	0	0	0
34 Destiny Thomas	12:41	1-2	0-0	0-0	1	2	1	0	2	0	3	1	0	1	1	
53 Lanetta Williams	08:54	2-4	0-0	2-3	3	1	4	1	2	6	0	0	0	0	0	-1
35 Alyyah Green	03:03	0-0	0-0	1-2	0	0	0	0	1	1	0	0	0	0	0	-1
Team		3	6	9						0	1					
Totals	30:60	9-22	15-25	15	34	49	16	20	83	15	24	9	1	3	12	

Shooting By Period  
 1st FG%: 8-15 53.3%  
 3PT%: 2-6 33.3%  
 FT%: 1-2 50%  
 2nd FG%: 5-15 33.3%  
 3PT%: 1-6 16.7%  
 FT%: 7-13 53.8%  
 3rd FG%: 6-14 42.9%  
 3PT%: 1-5 20.0%  
 FT%: 5-6 83.3%  
 4th FG%: 11-16 68.8%  
 3PT%: 4-5 80.0%  
 FT%: 2-4 50%  
 GM FG%: 30-60 50.0%  
 3PT%: 8-22 36.4%  
 FT%: 15-25 60.0%

Technical Fouls: NONE  
 Dead Ball Rebounds: 3, 1

Points from	Turnovers	Paint	Second Chance	Fast Breaks	Bench	Period by Period Scoring				
						1st	2nd	3rd	4th	
SLU	15 (2nd 2:53)	15 (4th 1:16)	6	8	11	18	25	20	8	71
MEM	11 (4th 1:16)	0	8	11	12	18	18	28	8	83

**Southern Ill. at Saint Louis**  
 Official Basketball Box Score - Final  
 Southern Ill. at Saint Louis  
 12/21/22 Chaffetz Arena, St. Louis, MO  
 2022-23 Women's Basketball  
 Game Time: 4:00 PM  
 Game Duration: 1:48  
 Attendance: 460  
 Officials: Brandon Appel, Tyi Bly, Abby Burmeister

Record: 3-6

NO. Name	Min	FG	3P	FT	Rebounds		Fouls		TP	AS	TO	ST	Blocks		+/-	
					OR	DR	PF	FD					BS	BA		
21 Saira Hughes	09:32	2-5	0-0	0-0	2	3	5	2	0	4	0	1	0	0	0	-2
0 Quiera Love	23:36	1-3	1-2	0-0	2	1	3	1	3	1	1	1	0	0	1	-25
1 Tyranny Brown	32:30	1-5	1-2	1-4	1	0	1	1	2	4	2	5	0	0	1	-25
4 Laniyah Randle	18:27	0-2	0-0	0-0	4	2	6	1	1	0	1	2	0	1	-33	
23 Ashley Jones	26:36	4-10	2-4	3-4	1	3	4	0	13	2	4	0	0	0	-4	
55 Promise Taylor	21:58	3-8	0-0	0-1	0	5	5	4	3	6	1	3	0	4	4	-11
15 Aja Holmes	29:17	5-15	3-10	0-0	1	2	3	1	1	13	0	2	0	0	1	-12
24 Adrianna Katcher	03:16	0-0	0-0	0-0	0	0	0	0	0	0	1	1	0	0	0	-2
22 Jaidyn Mason	24:39	4-15	0-2	1-1	1	2	3	1	2	9	3	2	2	1	1	-15
10 Zoe Belcher	04:16	1-1	0-0	0-0	0	0	1	0	0	2	0	0	0	0	0	-3
3 Sydney Prochaska	05:53	0-0	0-0	0-0	0	1	1	4	0	0	1	1	0	0	0	-8
Team		2	3	6						0	1					
Totals	21:64	7-20	5-10	14	22	36	17	14	54	10	22	7	5	9	-28	

Shooting By Period  
 1st FG%: 4-13 30.8%  
 3PT%: 1-4 25.0%  
 FT%: 0-0 0%  
 2nd FG%: 9-20 45.0%  
 3PT%: 4-9 44.4%  
 FT%: 0-0 0%  
 3rd FG%: 4-18 22.2%  
 3PT%: 2-6 33.3%  
 FT%: 1-4 25%  
 4th FG%: 4-13 30.8%  
 3PT%: 0-1 0%  
 FT%: 4-6 66.7%  
 GM FG%: 21-64 32.8%  
 3PT%: 7-20 35.0%  
 FT%: 5-10 50.0%

Technical Fouls: NONE  
 Dead Ball Rebounds: 5, 0

Record: 4-11

NO. Name	Min	FG	3P	FT	Rebounds		Fouls		TP	AS	
----------	-----	----	----	----	----------	--	-------	--	----	----	--

# Box Scores

Official Basketball Box Score - Final  
**Saint Louis at VCU**  
 01/01/23 Stuart C. Segal Center, Richmond  
 2022-23 Women's Basketball  
 Game Time: 1:00 PM  
 Game Duration: 2:18  
 Attendance: 478  
 Officials: Bryan Brunette, Courtney Robinson, Ray Bullock

**Saint Louis - 86** Record: 5-12 (1-1)

NO. Name	Min	FG	3P	FT	Rebounds	Fouls	TP	AS	TO	ST	Blocks	+/-
		M/A	M/A	M/A	OR DR TOT	PF					BS BA	
22 Mia Nicastro	25:21	3-8	0-1	1-2	3 4 7	2 2	7	0	2	2	0 0	10
42 Brooke Flowers	F 36:54	4-5	0-0	1-1	2 4 6	3 1	9	0	1	0	4 0	0
00 Kyla McMakin	G 38:38	14-33	6-13	6-8	0 3 3	1 6	40	2	1	1	0 1	-3
4 Kennedy Calhoun	G 42:04	0-4	0-2	4-4	0 3 3	4 2	4	7	5	2	0 1	5
11 Julia Martinez	G 39:10	3-5	0-0	3-6	5 7 12	4 4	9	9	5	0	1 5	0
32 Peyton Kennedy	12:29	2-4	0-1	2-2	1 2 3	2 2	6	0	0	0	0 0	5
35 Briana Johns	17:31	3-6	1-4	0-0	1 2 3	2 1	7	0	0	1	0 2	-8
2 Camr6e Clegg	12:07	1-4	0-1	0-0	0 0 0	0 1	2	1	0	1	0 0	-1
1 Marisa Warren	00:46	1-1	0-0	0-0	0 0 0	0 0	2	0	0	0	0 0	2
<b>Team</b>					2 3 5	0	0	1				
<b>Totals</b>	31-70	7-22	17-23	14	27 41	18	19	86	19	15	12 4	5 3

Shooting By Period  
 1st FG% 9-18 50.0%  
 3PT% 0-4 0.0%  
 FT% 3-5 60.0%  
 2nd FG% 5-16 31.3%  
 3PT% 0-3 0.0%  
 FT% 1-2 50.0%  
 3rd FG% 4-16 25.0%  
 3PT% 3-5 60.0%  
 FT% 2-2 100.0%  
 4th FG% 6-12 50.0%  
 3PT% 3-5 60.0%  
 FT% 7-8 87.5%  
 OT FG% 3-8 37.5%  
 3PT% 0-2 0.0%  
 FT% 4-6 66.7%  
 GM FG% 31-70 44.3%  
 3PT% 7-22 31.8%  
 FT% 17-23 73.9%

Technical Fouls: NONE  
 Dead Ball Rebounds: 3.2

**VCU - 83** Record: 3-19 (0-1)

NO. Name	Min	FG	3P	FT	Rebounds	Fouls	TP	AS	TO	ST	Blocks	+/-
		M/A	M/A	M/A	OR DR TOT	PF					BS BA	
32 Keowa Walters	F 24:13	8-9	0-0	0-0	2 4 6	2 0	16	1	1	0	1 0	-8
34 Mykel Parham	F 22:53	1-1	0-0	1-2	2 0 2	0 0	0	1	1	0	0	-17
0 Sarah To-Biasu	G 39:21	5-16	3-9	9-12	2 2 4	4 8	22	8	4	3	0 1	2
3 Timaya Lewis-Eutsey	G 19:56	2-6	1-2	3-6	1 3 4	3 4	8	3	2	0	1 8	0
11 Mary-Anna Asare	G 26:05	2-8	0-2	1-2	2 2 4	3 1	5	4	6	1	0 0	-7
2 Janika Griffith-Wallace	26:19	3-10	2-6	2-2	1 1 1	1 1	10	1	1	1	0 0	-2
33 Etze Motekaitye	13:00	0-4	0-1	0-0	1 3 4	0 0	0	1	1	0	0 0	-9
4 Grace Huston	21:15	2-7	2-4	0-0	1 4 5	2 0	6	0	0	0	1 1	13
1 Anisja Harris	10:44	2-2	2-2	0-0	1 1 2	1 0	6	0	1	0	0 0	0
22 Jennifer Ezech	18:01	3-4	0-0	2-3	2 3 5	0 3	8	0	0	0	1 1	7
35 Samantha Robinson	03:13	0-0	0-0	0-0	1 1 1	1 1	0	0	1	0	0 0	-2
<b>Team</b>					1 3 4	0	0					
<b>Totals</b>	28-67	10-26	17-25	14	28 42	19	18	83	18	17	8 5	4 -3

Shooting By Period  
 1st FG% 8-18 44.4%  
 3PT% 1-3 33.3%  
 FT% 2-2 100.0%  
 2nd FG% 6-12 50.0%  
 3PT% 1-2 50.0%  
 FT% 0-0 0.0%  
 3rd FG% 6-14 42.9%  
 3PT% 2-7 28.6%  
 FT% 5-10 50.0%  
 4th FG% 6-14 42.9%  
 3PT% 5-10 50.0%  
 FT% 10-13 76.9%  
 OT FG% 3-9 33.3%  
 3PT% 1-4 25.0%  
 FT% 0-0 0.0%  
 GM FG% 28-67 41.8%  
 3PT% 10-26 38.5%  
 FT% 17-25 68.0%  
 Dead Ball Rebounds: 4.0

Technical Fouls: NONE

	SLU	VCU
Biggest lead	13 (3rd 4:38)	5 (1st 6:41)
Best Scoring Run	8 (3rd 6:47)	10 (3rd 1:46)
Lead Changes	10	
Times Tied	10	
Time with Lead	26:39	14:08

Points from	SLU	VCU
Turnovers	17	16
Paint	44	30
Second Chance	16	9
Fast Breaks	9	14
Bench	17	30

Period by Period Scoring	1st	2nd	3rd	4th	OT	TOT
SLU	21	11	22	22	10	86
VCU	19	11	19	27	7	83

Official Basketball Box Score - Final  
**Saint Louis at Saint Joseph's**  
 01/07/23 Michael J. Hagan '86 Arena, Philadelphia  
 2022-23 Women's Basketball  
 Game Time: 2:00 PM  
 Game Duration: 1:45  
 Attendance: 816  
 Officials: Rod Creech, Brandon Appel, Kelley Reynolds

**Saint Louis - 47** Record: 5-13 (1-3)

NO. Name	Min	FG	3P	FT	Rebounds	Fouls	TP	AS	TO	ST	Blocks	+/-
		M/A	M/A	M/A	OR DR TOT	PF					BS BA	
22 Mia Nicastro	F 24:20	5-12	1-4	0-0	2 4 6	3 0	11	1	1	1	0 0	-7
42 Brooke Flowers	F 28:12	2-9	0-0	2-2	4 5 9	1 1	6	0	1	0	0 0	-17
00 Kyla McMakin	G 33:34	1-14	1-4	2-2	1 3 4	2 2	5	1	3	0	0 1	-20
4 Kennedy Calhoun	G 32:06	1-4	1-1	2-2	1 3 4	1 1	5	3	4	1	0 0	-19
11 Julia Martinez	G 29:44	4-12	1-2	4-4	3 5 8	3 3	13	3	4	1	0 1	-23
35 Briana Johns	22:06	1-5	0-2	0-0	3 3 6	8 0	2	1	1	1	0 0	-24
2 Camr6e Clegg	12:50	0-4	0-2	2-2	0 1 1	1 2	2	0	0	0	0 0	-7
1 Marisa Warren	08:10	1-2	1-1	0-0	0 0 0	1 1	3	0	1	0	0 0	-7
12 Savannah Gul	04:23	0-3	0-1	0-0	0 0 0	0 0	0	0	0	0	0 0	-2
24 Kiley Bess	02:00	0-2	0-1	0-0	0 0 0	0 0	0	0	0	0	0 0	-2
10 Isabel Tillet	01:36	0-0	0-0	0-0	0 0 0	0 0	0	0	0	0	0 0	-2
3 Abby Liber	00:56	0-0	0-0	0-0	0 0 0	0 0	0	0	0	0	0 0	-2
<b>Team</b>					2 3 5	0	0					
<b>Totals</b>	15-67	5-18	12-12	16	27 43	15	10	47	9	15	8 0	2 -24

Shooting By Period  
 1st FG% 5-17 29.4%  
 3PT% 1-1 100.0%  
 FT% 0-0 0.0%  
 2nd FG% 3-12 25.0%  
 3PT% 0-3 0.0%  
 FT% 4-4 100.0%  
 3rd FG% 9-16 56.3%  
 3PT% 2-4 50.0%  
 FT% 4-4 100.0%  
 4th FG% 4-22 18.2%  
 3PT% 2-10 20.0%  
 FT% 4-4 100.0%  
 GM FG% 15-67 22.4%  
 3PT% 5-18 27.8%  
 FT% 12-12 100.0%

Technical Fouls: NONE  
 Dead Ball Rebounds: 2.0

**Saint Joseph's - 71** Record: 13-2 (3-0)

NO. Name	Min	FG	3P	FT	Rebounds	Fouls	TP	AS	TO	ST	Blocks	+/-
		M/A	M/A	M/A	OR DR TOT	PF					BS BA	
0 Talya Brugler	F 32:32	6-10	0-2	1-1	2 5 7	1 3	13	1	1	3	0 0	23
4 Laura Ziegler	F 28:34	6-12	3-5	1-2	2 7 9	1 2	16	2	1	0	0 0	21
1 Olivia Mullins	G 28:45	4-9	1-2	3-4	0 5 5	0 2	12	2	1	2	0 0	19
14 Katie Jekot	G 25:31	2-5	0-3	0-0	1 3 4	1 2	4	5	2	0	0 0	21
21 Mackenzie Smith	G 17:01	1-9	0-4	0-0	3 1 4	0 1	2	1	1	0	1 0	12
8 Emma Boslet	18:20	3-7	2-3	2-2	0 2 2	2 2	10	1	0	1	0 0	18
5 Julia Nystrom	21:05	3-5	1-2	0-0	0 1 1	0 0	7	0	0	0	0 0	10
22 Jaden Walker	15:06	1-2	0-0	2-2	0 4 4	3 1	4	1	0	0	1 0	11
11 Kaylee Griffin	04:30	0-1	0-0	0-0	1 1 1	0 1	0	0	0	0	0 0	-4
33 Emerson Davernie	04:39	1-2	0-1	0-0	0 1 1	2 0	2	0	2	0	0 0	-6
30 Paula Mauriner	03:48	0-0	0-0	1-2	0 0 0	1 1	0	0	0	0	0 0	-7
<b>Team</b>					0 3 3	0	0					
<b>Totals</b>	27-62	7-22	10-13	16	33 41	10	15	71	13	10	6 2	0 24

Shooting By Period  
 1st FG% 6-18 33.3%  
 3PT% 1-5 20.0%  
 FT% 1-2 50.0%  
 2nd FG% 9-17 52.9%  
 3PT% 2-8 25.0%  
 FT% 2-2 100.0%  
 3rd FG% 8-16 50.0%  
 3PT% 1-3 33.3%  
 FT% 3-3 100.0%  
 4th FG% 4-11 36.4%  
 3PT% 1-3 33.3%  
 FT% 4-6 66.7%  
 GM FG% 27-62 43.5%  
 3PT% 7-22 31.8%  
 FT% 10-13 76.9%

Technical Fouls: NONE  
 Dead Ball Rebounds: 3.1

	SLU	SJU
Biggest lead	4 (1st 8:03)	31 (4th 3:48)
Best Scoring Run	6 (2nd 5:45)	13 (2nd 0:15)
Lead Changes	3	
Times Tied	0	
Time with Lead	07:31	31:23

Points from	SLU	SJU
Turnovers	8	24
Paint	12	32
Second Chance	12	5
Fast Breaks	6	4
Bench	7	24

Period by Period Scoring	1st	2nd	3rd	4th	TOT
SLU	11	10	12	14	47
SJU	14	22	22	13	71

Official Basketball Box Score - Final  
**Rhode Island at Saint Louis**  
 01/10/23 Chiles Arena, St. Louis  
 2022-23 Women's Basketball  
 Game Time: 7:00 PM  
 Game Duration: 1:58  
 Attendance: 346  
 Officials: Mark McElroy, John Capolino, Whitney Armstrong

**Rhode Island - 78** Record: 13-3 (4-0)

NO. Name	Min	FG	3P	FT	Rebounds	Fouls	TP	AS	TO	ST	Blocks	+/-
		M/A	M/A	M/A	OR DR TOT	PF					BS BA	
15 Emma Squires	F 10:52	1-1	0-0	0-0	0 1 1	3 0	2	0	3	0	0 0	-5
20 Maye Touré	F 34:26	4-13	0-1	6-6	3 7 10	3 4	14	1	8	2	2 3	14
1 Sophie Philippe	G 09:00	0-1	0-0	0-0	0 0 0	0 0	0	0	0	0	0 0	-14
21 Madison Hattch-Covington	G 28:01	6-10	0-2	2-2	2 4 4	0 1	14	1	0	0	2 0	-3
35 Sayawari Laasator	G 28:41	4-8	3-6	3-6	0 7 7	2 5	14	6	2	0	0 9	9
13 Anaelle Dutat	24:44	0-2	0-0	0-0	1 7 8	0 1	0	1	1	2	0 0	8
3 Dolly Cairns	21:09	3-7	0-2	1-1	0 3 3	1 1	7	0	1	0	0 0	17
30 Ines Debroise	11:19	0-1	0-0	2-3	0 2 2	4 2	2	2	2	0	0 0	2
11 Hawa Komara	09:58	0-0	0-0	0-0	1 1 2	0 0	0	0	0	0	0 0	5
33 Emmi Rinat	21:50	7-9	4-6	5-6	0 1 1	0 3	23	0	0	0	0 0	22
<b>Team</b>					2 1 3	0	0					
<b>Totals</b>	25-52	7-17	19-24	8	32 40	16	17	76	11	21	6 4	3 11

Shooting By Period  
 1st FG% 7-12 58.3%  
 3PT% 1-4 25.0%  
 FT% 6-7 85.7%  
 2nd FG% 7-13 53.8%  
 3PT% 4-10 40.0%  
 FT% 2-2 100.0%  
 3rd FG% 5-13 38.5%  
 3PT% 0-4 0.0%  
 FT% 4-5 80.0%  
 4th FG% 6-14 42.9%  
 3PT% 2-6 33.3%  
 FT% 7-10 70.0%  
 GM FG% 25-52 48.1%  
 3PT% 7-17 41.2%  
 FT% 19-24 79.2%

Technical Fouls: NONE  
 Dead Ball Rebounds: 3.0

**Saint Louis -**

# Box Scores

Official Basketball Box Score - Final															Game Time: 6:00 PM	
Saint Louis at Duquesne															Game Duration: 1:58	
01/18/23 UPMC Cooper Fieldhouse, Pittsburgh															Attendance: 636	
2022-23 Women's Basketball															Officials: Karen Prisco, Bruce Morris, Julie Gallo	
<b>Saint Louis - 63</b>															<b>Record: 6-15 (2-4)</b>	
NO.	Name	Min	FG	3P	FT	Rebounds	Fouls	TP	AS	TO	ST	Blocks	+	-	Shooting By Period	
22	Mia Nicastro	F 18:28	2-4	0-0	0-0	2 4 6	3 0 4	1	0	1	0	1	0	1	1 <sup>st</sup> FG% 3-18 16.7%	
42	Brooke Flowers	F 31:21	4-10	0-0	5-5	5 7 12	0 3 13	1	1	0	4	2	0	0	3 <sup>rd</sup> FG% 1-9 11.1%	
00	Kyla McMakin	G 32:28	4-20	1-9	5-6	2 1 3	1 3 14	3	1	0	0	0	-16	0	FT% 1-2 50%	
4	Kennedy Calhoun	G 37:39	1-7	1-2	2-2	2 0 2	5 1 5	4	3	1	0	1	-2	0	2 <sup>nd</sup> FG% 3-17 17.6%	
11	Julia Martinez	G 36:30	3-13	1-5	3-4	8 2 10	4 4 10	2	5	4	0	2	-5	0	3 <sup>rd</sup> FT% 0-3 0.0%	
2	Camrae Clegg	13:28	2-8	2-7	0-0	0 0 0	1 1 8	1	1	1	0	1	13	0	4 <sup>th</sup> FG% 10-19 52.6%	
21	Nafaboumata Haidera	03:42	0-0	0-0	0-0	0 0 0	0 0 0	0	0	0	0	0	-9	0	SPT% 3-6 50.0%	
32	Peyton Kennedy	12:59	2-5	0-1	0-0	3 2 5	2 0 4	0	1	1	0	0	-11	0	FT% 0-0 0%	
35	Briana Johns	07:13	1-3	1-3	0-0	0 0 0	2 0 3	1	0	0	2	0	0	0	GM FG% 5-19 26.3%	
12	Savval Gul	06:17	2-3	0-0	0-0	0 3 3	1 1 4	0	1	0	0	0	4	0	SPT% 2-9 22.2%	
<b>Team</b>						3 2 5	0	0	1	0	0	0	0	0	FT% 10-11 90.9%	
<b>Totals</b>			21-73	6-27	15-17	25 23 48	19 13 63	13 14 8	6 7 5							GM FG% 21-73 28.9%
Technical Fouls: NONE															Dead Ball Rebounds: 2 0	
<b>Duquesne - 68</b>															<b>Record: 13-6 (3-3)</b>	
NO.	Name	Min	FG	3P	FT	Rebounds	Fouls	TP	AS	TO	ST	Blocks	+	-	Shooting By Period	
20	Amaya Hamilton	F 37:45	3-9	1-1	3-4	2 7 9	2 6 10	6	5	4	1	3	3	0	1 <sup>st</sup> FG% 11-20 55.0%	
31	Precious Johnson	C 31:00	4-7	0-0	0-0	3 5 8	4 2 8	0	1	1	4	1	10	0	3 <sup>rd</sup> FT% 3-9 33.3%	
4	Megan McConnell	G 38:59	5-8	3-5	3-4	2 8 10	2 5 16	5	0	0	0	0	3	0	FT% 1-1 100%	
11	Niaelle Bernard	G 30:45	3-11	0-8	2-3	0 0 0	2 3 5	1	3	0	1	0	7	0	2 <sup>nd</sup> FG% 5-13 38.5%	
24	Tess Myers	G 25:51	4-11	3-7	2-2	0 5 0	2 13 1	3	0	0	0	0	7	0	SPT% 3-5 60.0%	
44	Lauren Wasyleon	05:48	1-1	1-1	0-0	1 1 2	1 0 3	2	0	0	0	0	2	0	FT% 0-1 0%	
14	Ayanna Townsend	12:01	4-10	0-0	1-1	3 1 4	2 1 8	0	2	0	1	2	-3	0	3 <sup>rd</sup> FG% 5-12 41.7%	
5	Reilly Sunday	05:11	1-1	0-0	0-0	0 0 0	0 0 2	0	1	2	0	0	-4	0	SPT% 2-5 40.0%	
<b>Team</b>						2 0 2	0	0	0	0	0	0	0	0	FT% 3-4 75%	
<b>Totals</b>			25-56	8-22	10-14	13 27 40	13 19 68	15 15 7	7 7 6							GM FG% 25-56 43.1%
Technical Fouls: NONE															Dead Ball Rebounds: 1 0	
			SLU		DUQ		Points from		SLU		DUQ		Period by Period Scoring			
Biggest lead			2 (1 <sup>st</sup> 9:50)		27 (3 <sup>rd</sup> 7:18)		Turnovers		13		15					
Best Scoring Run			12 (3 <sup>rd</sup> 3:16)		11 (1 <sup>st</sup> 4:33)		Paint		24		26					
Lead Changes			1		1		Second Chance		21		13		SLU 8 10 23 22 63			
Times Tied			1		1		Fast Breaks		5		14		DUQ 26 13 15 14 68			
Time with Lead			00:43		38:10		Bench		17		13					

Official Basketball Box Score - Final															Game Time: 7:00 PM	
Saint Louis at Davidson															Game Duration: 2:02	
01/22/23 John M. Bek Arena, Davidson															Attendance: 408	
2022-23 Women's Basketball															Officials: Rod Creech, Kalia Lukavich, Brandon Maron	
<b>Saint Louis - 71</b>															<b>Record: 8-16 (2-5)</b>	
NO.	Name	Min	FG	3P	FT	Rebounds	Fouls	TP	AS	TO	ST	Blocks	+	-	Shooting By Period	
22	Mia Nicastro	F 24:31	4-7	1-2	1-1	2 4 6	2 1 10	0	0	1	0	0	0	0	1 <sup>st</sup> FG% 9-17 52.9%	
42	Brooke Flowers	F 38:23	11-14	0-0	2-3	2 3 5	2 2 24	1	0	1	1	0	1	0	3 <sup>rd</sup> FT% 2-3 66.7%	
00	Kyla McMakin	G 35:11	4-16	1-5	1-2	1 4 5	2 3 10	1	4	2	1	1	-9	0	FT% 1-2 50%	
4	Kennedy Calhoun	G 34:04	2-4	0-0	0-0	0 3 3	2 1 4	4	4	7	0	0	-4	0	2 <sup>nd</sup> FG% 8-15 53.3%	
11	Julia Martinez	G 33:49	9-16	1-1	0-2	4 2 6	4 3 19	6	3	2	1	2	6	0	3 <sup>rd</sup> FT% 0-3 0.0%	
2	Camrae Clegg	12:19	0-2	0-1	0-0	0 0 0	1 0 0	1	3	0	0	0	-7	0	FT% 1-1 100%	
32	Peyton Kennedy	G 08:04	2-4	0-0	0-0	1 0 1	2 1 4	1	1	1	0	0	2	-1	3 <sup>rd</sup> FG% 8-16 50.0%	
21	Nafaboumata Haidera	07:37	0-0	0-0	0-0	0 0 0	0 0 0	0	1	0	0	0	0	0	SPT% 0-1 0.0%	
35	Briana Johns	12:09	0-0	0-0	0-0	1 1 2	3 0 0	0	1	0	0	0	0	0	FT% 2-6 40%	
<b>Team</b>						2 3 5	0	0	0	0	0	0	0	0	4 <sup>th</sup> FG% 7-16 43.8%	
<b>Totals</b>			32-63	3-9	4-8	14 20 34	18 11 71	14 20	7 3 6							SPT% 1-2 50.0%
Technical Fouls: NONE															Dead Ball Rebounds: 2 0	
<b>Davidson - 75</b>															<b>Record: 11-9 (4-2)</b>	
NO.	Name	Min	FG	3P	FT	Rebounds	Fouls	TP	AS	TO	ST	Blocks	+	-	Shooting By Period	
24	Adelaide Fuller	F 15:03	1-3	0-0	0-0	0 1 1	3 1 2	0	0	0	0	0	-2	0	1 <sup>st</sup> FG% 6-17 35.3%	
33	Elle Suphin	F 40:00	8-12	1-2	8-8	4 7 11	2 5 25	3	1	2	4	1	4	0	3 <sup>rd</sup> FT% 2-2 100%	
00	Suzi-Rose Deegan	G 35:53	11-18	0-4	0-0	2 3 5	1 1 22	1	1	1	1	0	0	1	2 <sup>nd</sup> FG% 7-16 43.8%	
14	Maddie Plank	G 33:00	3-9	1-1	4-5	1 4 5	2 6 11	6	5	1	1	0	-3	0	SPT% 1-3 33.3%	
44	Isay Morgan	G 36:58	2-7	1-1	2-2	0 2 2	1 2 7	3	2	4	1	1	7	0	FT% 4-4 100%	
00	Selle Schutz	18:27	0-1	0-0	0-0	0 0 0	0 0 0	0	1	2	0	0	-5	0	3 <sup>rd</sup> FG% 9-10 90.0%	
1	Mallorie Haines	25:39	2-6	2-4	2-2	0 1 1	3 8 0	2	1	0	1	0	18	0	SPT% 1-1 100.0%	
<b>Team</b>						2 0 2	0	0	0	0	0	0	0	0	FT% 6-6 100%	
<b>Totals</b>			27-56	5-12	16-17	9 18 27	11 18 75	14 13 9	6 3 4							GM FG% 27-56 48.2%
Technical Fouls: Team 3 <sup>rd</sup> 3:12															Dead Ball Rebounds: 1 1	
			SLU		DAV		Points from		SLU		DAV		Period by Period Scoring			
Biggest lead			12 (1 <sup>st</sup> 4:03)		4 (4 <sup>th</sup> 1:34)		Turnovers		15		20					
Best Scoring Run			10 (3 <sup>rd</sup> 9:07)		10 (2 <sup>nd</sup> 7:24)		Paint		52		40					
Lead Changes			9		9		Second Chance		17		11		SLU 21 17 18 15 71			
Times Tied			10		10		Fast Breaks		10		10		DAV 15 19 23 18 75			
Time with Lead			28:24		05:25		Bench		4		8					