

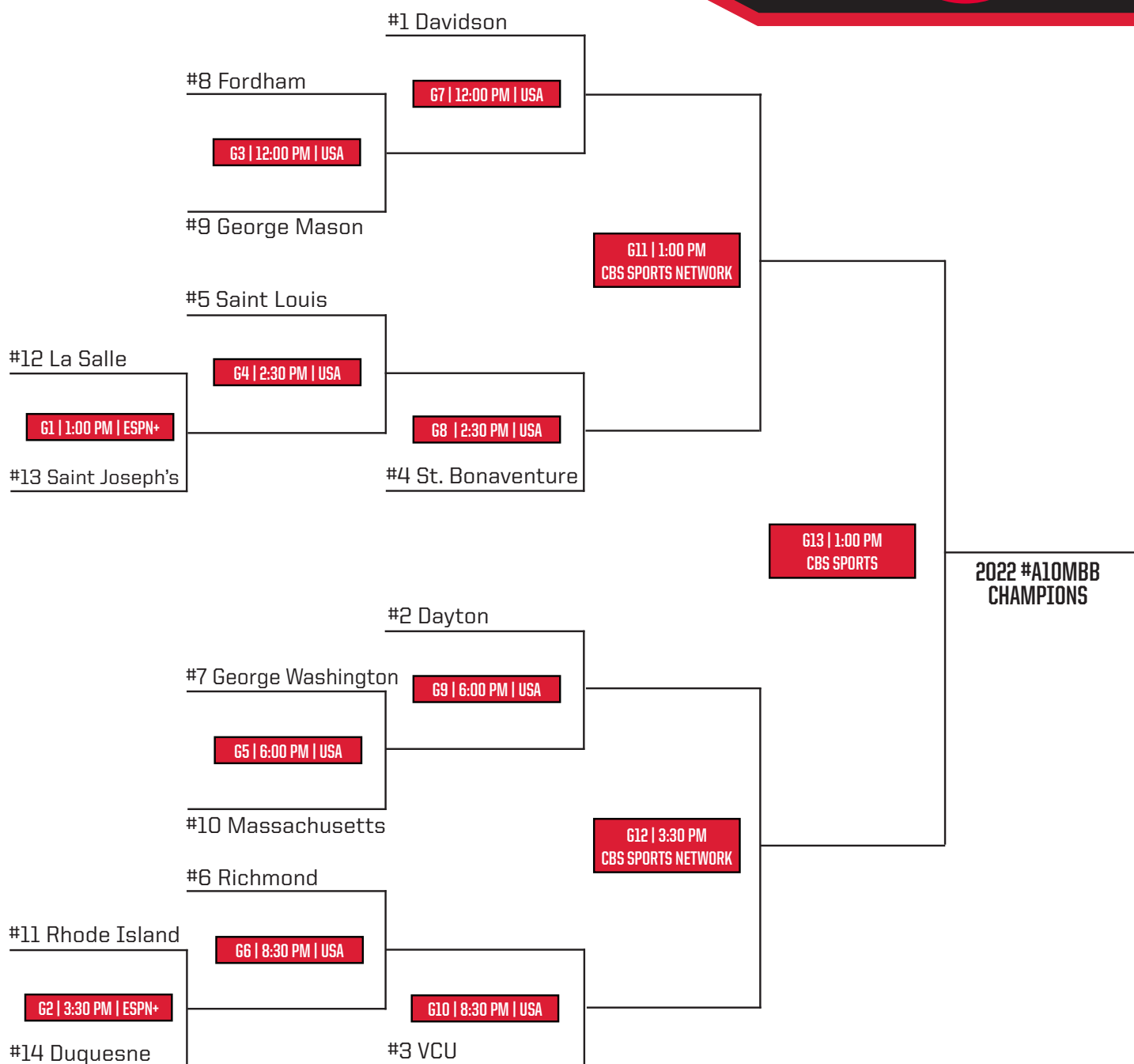


**THE JOURNEY IS
THE REWARD**

JS



MARCH 9-13 | CAPITAL ONE ARENA | WASHINGTON, D.C. | @A10MBB | #A10MBB



FIRST ROUND
WED, MARCH 9

SECOND ROUND
THURS, MARCH 10

QUARTERFINALS
FRI, MARCH 11

SEMIFINALS
SAT, MARCH 12

FINAL
SUN, MARCH 13



#A10MBB CHAMPIONSHIP MEDIA GUIDE

2022 #A10MBB CHAMPIONSHIP
CAPITAL ONE ARENA // WASHINGTON, D.C.



SLU Record		21-10
A-10		12-6
Home		14-4
Away		5-6
Neutral		2-0
Nonconference		9-4

October

Tue. 26	Rockhurst (exh.)	W, 84-42
Sun. 31	Lindenwood (exh.)	W, 89-66

November

Tue. 9	Central Arkansas	W, 96-61
Wed. 10	Harris-Stowe	W, 127-54
Fri. 12	Eastern Illinois	W, 86-44
Tue. 16	at #11 Memphis	L, 74-90
Sat. 20	Mercer^	W, 75-58
Tue. 23	vs. Illinois State^	W, 82-76
Wed. 24	vs. Stephen F. Austin^	W, 79-68
Tue. 30	at Boise State	W, 86-82 (OT)

December

Sat. 4	UAB	L, 72-77
Tue. 7	Belmont	L, 59-64
Sat. 11	Boston College	W, 79-68
Sat. 18	#13 Auburn	L, 70-74
Wed. 22	vs. Drake~	Canceled

January

Sun. 2	Richmond*	W, 76-69
Sat. 8	Iona	W, 68-67
Tue. 11	at Dayton*	L, 63-68
Sat. 15	Fordham*	W, 63-45
Thu. 20	at UMass*	L, 85-91
Sun. 23	UMass*	W, 90-59
Wed. 26	George Washington*	W, 80-67
Sat. 29	at Duquesne*	W, 77-53

February

Wed. 2	at George Mason*	W, 92-90 (2OT)
Sat. 5	Dayton*	W, 72-61
Tue. 8	at La Salle*	W, 75-57
Fri. 11	St. Bonaventure*	L, 61-68
Mon. 14	at St. Bona*	L, 79-83
Wed. 16	La Salle*	W, 90-64
Sat. 19	at Davidson*	L, 58-79
Tue. 22	Saint Joseph's*	W, 72-61
Fri. 25	at Richmond*	L, 66-68

March

Wed. 2	at Rhode Island*	W, 80-74
Sat. 5	VCU*	W, 69-65

^ Cancun Challenge | ~ Las Vegas, Nev. | * A-10 game

"THE JOURNEY IS THE REWARD"



#5 Saint Louis Billikens (21-10)

Head Coach: Travis Ford (Kentucky, 1994)
Ford's record at SLU: 110-75 (6th year)
Ford's career record: 446-341 (25th year)

NOTABLES

- Saint Louis heads to Washington, D.C., and Capital One Arena for the 2022 Atlantic 10 Conference Men's Basketball Championship.
- The Billikens captured the No. 5 seed and will await Wednesday's first round matchup between #12 La Salle and #13 Saint Joseph's to learn their opponent for Thursday's second-round action.
- The winner of that Thursday second-round game advances to take on No. 4 seed St. Bonaventure on Friday in the quarterfinals.
- The Billikens have won two games in a row and enter the A-10 Championship with a 21-10 overall record. SLU concluded the regular-season with a 69-65 win over VCU at Chaifetz Arena.
- **Yuri Collins** leads the NCAA in total assists (248) and assists per game (8.0). He owns school records for career assists, single-season assists and single-game assists.
- Collins' 64 steals are 17th in the NCAA and tied for sixth all-time in a single season at SLU.
- **Gibson Jimerson** led the Billikens in scoring in their last two games and is the team leader in scoring in all games (16.2 ppg) and A-10 games only (16.3 ppg).
- **Francis Okoro** leads the Billikens in rebounding at 7.8 rpg. His .614 field-goal percentage in league games only ranked second in the A-10.
- **Fred Thatch Jr.** is playing his best basketball as of late. In A-10 games only, he is averaging 11.5 ppg and 6.1 rpg while shooting 45.2 percent from 3-point range.
- The Billikens lead the A-10 in scoring offense (77.5 ppg), rebounds per game (38.7), orpg (12.0), rebound margin (+6.5), free-throws made (472), free-throws attempted (616) and free-throw percentage (.766).
- Saint Louis has won three conference tournament titles - the 2000 Conference USA Championship, the 2013 Atlantic 10 Championship, and the 2019 Atlantic 10 Championship. SLU owns a 15-13 all-time record in A-10 Championship tilts.

BILLIKENS AT A GLANCE

PROBABLE STARTERS

No.	Name	Pos.	Ht	Wt	Yr.-Exp.	Hometown	GP-GS	PPG	RPG	MPG
1	Yuri Collins	G	6-0	185	So.-2L	St. Louis, Mo.	31-31	11.0	4.0	33.1
5	Francis Okoro	F	6-9	235	Jr.-2L	Imo, Nigeria	31-18	10.7	7.8	23.2
15	Jordan Nesbitt	G	6-6	200	Fr.-1L	St. Louis, Mo.	31-29	8.9	4.3	25.9
20	Fred Thatch Jr.	G	6-3	215	R-So.-3L	Sikeston, Mo.	30-15	9.3	5.4	25.3
24	Gibson Jimerson	G	6-5	200	R-Fr.-2L	Richmond, Va.	31-30	16.2	2.3	33.5

RESERVES

2	Markhi Strickland	G/F	6-5	210	Fr.-1L	Miami, Fla.	12-1	2.6	0.8	5.2
11	Rashad Williams	G	6-2	185	Jr.-3L	Detroit, Mich.	17-0	2.4	0.5	8.5
12	Marten Linssen	F	6-8	240	Jr.-3L	Dusseldorf, Germany	27-12	7.5	3.9	15.0
13	Andre Lorentsson	F	6-8	215	Fr.-1L	Gothenburg, Sweden	7-0	1.7	0.7	5.9
22	Terrence Hargrove Jr.	F	6-4	215	So.-2L	East St. Louis, Ill.	31-16	6.9	4.3	22.0
23	Lassina Traore	F	6-9	215	Fr.-1st yr	Abidjan, Ivory Coast	18-0	2.6	2.9	8.1
30	Brandon Courtney	G	6-3	200	Jr.-3L	Trenton, Ill.	6-0	1.8	0.7	2.8
55	DeAndre Jones	G	5-11	160	Sr.-4L	Boise, Idaho	30-1	3.8	1.5	14.6

A-10 SEEDS/SCHEDULE

Seed		A-10	Overall
#1	Davidson	15-3	25-5
#2	Dayton	14-4	22-9
#3	VCU	14-4	21-8
#4	St. Bonaventure	12-5	20-8
#5	Saint Louis	12-6	21-10
#6	Richmond	10-8	19-12
#7	George Washington	8-9	12-17
#8	Fordham	8-10	15-15
#9	George Mason	7-9	14-15
#10	UMass	7-11	14-16
#11	Rhode Island	5-12	14-15
#12	La Salle	5-13	10-18
#13	Saint Joseph's	5-13	11-18
#14	Duquesne	1-16	6-23

1st Round - Wednesday, March 9 (ESPN+)

Game 1: #12 LAS vs. #13 SJU | 1pm

Game 2: #11 URI vs. #14 DUQ | 3:30pm

2nd Round - Thursday, March 10 (USA)

Game 3: #8 FOR vs. #9 GM | Noon

Game 4: #5 SLU vs. Winner Game 1 | 2:30pm

Game 5: #7 GW vs. #10 UMass | 6pm

Game 6: #6 RICH vs. Winner Game 2 | 8:30pm

Quarterfinals - Friday, March 11 (USA)

Game 7: #1 DAV vs. Winner Game 3 | Noon

Game 8: #4 SBU vs. Winner Game 4 | 2:30pm

Game 9: #2 DAY vs. Winner Game 5 | 6pm

Game 10: #3 VCU vs. Winner Game 6 | 8:30pm

Semifinals - Saturday, March 12 (CBSSN)

Game 11: Winner Game 7

vs. Winner Game 8 | 1pm

Game 12: Winner Game 9

vs. Winner Game 10 | 3:30pm

Final - Sunday, March 13 (CBS)


Game 13: Winner Game 11

vs. Winner Game 12 | 1pm


2021-22 Saint Louis Billikens



**Yuri
Collins**



**Markhi
Strickland**



**Javonte
Perkins**



**Francis
Okoro**



**Rashad
Williams**




**Marten
Linssen**




**Andre
Lorentsson**



**Jordan
Nesbitt**




**Fred
Thatch Jr.**



**Terrence
Hargrove Jr.**




**Lassina
Traore**



**Gibson
Jimerson**



**Brandon
Courtney**



**DeAndre
Jones**

NUMERICAL ROSTER

NO.	NAME	POS.	HT.	WT.	YR.-EXP	HOMETOWN (PREVIOUS SCHOOLS)
1	Yuri Collins	G	6-0	185	So.-2L	St. Louis, Mo. (St. Mary's)
2	Markhi Strickland	G/F	6-5	210	Fr.-1L	Miami, Fla. (Victory Rock Prep)
3	Javonte Perkins	G/F	6-6	215	Sr.-2L	St. Louis, Mo. (Miller Career Academy/SWIC)
5	Francis Okoro	F	6-9	235	Jr.-2L	Imo, Nigeria (Normal West/Oregon)
11	Rashad Williams	G	6-2	185	Jr.-3L	Detroit, Mich. (Wayne Mem./Oakland/Cleveland State)
12	Marten Linssen	F	6-8	240	Jr.-3L	Dusseldorf, Germany (Schloss-Gymnasium Benrath/UNC Wilmington/Valparaiso)
13	Andre Lorentsson	F	6-8	215	Fr.-1L	Gothenburg, Sweden (RIG Mark Kinna)
15	Jordan Nesbitt	G	6-6	200	Fr.-1L	St. Louis, Mo. (St. Louis Christian Academy/Memphis)
20	Fred Thatch Jr.	G	6-3	215	R-So.-3L	Sikeston, Mo. (Sikeston)
22	Terrence Hargrove Jr.	F	6-4	215	So.-2L	East St. Louis, Ill. (East St. Louis)
23	Lassina Traore	F	6-9	215	Fr.-1st yr.	Abidjan, Ivory Coast (Victory Rock Prep)
24	Gibson Jimerson	G	6-5	200	R-Fr.-2L	Richmond, Va. (Montverde Academy)
30	Brandon Courtney	G	6-3	200	Jr.-2L	Trenton, Ill. (Wesclin)
55	DeAndre Jones	G	5-11	160	Sr.-4L	Boise, Idaho (Borah/Central Arkansas)

ALPHABETICAL

1	Yuri Collins
30	Brandon Courtney
22	Terrence Hargrove Jr.
24	Gibson Jimerson
55	DeAndre Jones
12	Marten Linssen
13	Andre Lorentsson
15	Jordan Nesbitt
5	Francis Okoro
3	Javonte Perkins
2	Markhi Strickland
20	Fred Thatch Jr.
23	Lassina Traore
11	Rashad Williams

SAINT LOUIS STAFF

Name	Position // Year at SLU	Alma Mater // Year
Travis Ford	Head Coach // 6th	Kentucky // 1994
Corey Tate	Assoc. Head Coach // 6th	Missouri // 1997
Ray Giacoletti	Assistant Coach // 2nd as asst. coach	Minot State // 1985
Phil Forte	Assistant Coach // 1st as asst. coach	Oklahoma State // 2017
Michael Wilson	Director of Operations // 6th	TCU // 2015
Christian Nunez	Director of Player Development // 3rd	Farmingdale State // 2013
Brad Lewis	Video & Analytics Coordinator // 1st	Oklahoma State // 2018
Thomas Dziagwa	Graduate Student Manager // 1st	Oklahoma State // 2020
Davell Roby	Graduate Student Manager // 1st	Saint Louis // 2018

NOTE

SLU elected to **NOT** advance athletic eligibility this season, as the 2020-21 season did not count against a player's eligibility. The "YR." listed on the roster helps represent eligibility remaining (including this year). Fr.=four years remaining; So.=three years remaining; Jr.=two years remaining; Sr.=final year of eligibility.

PRONUNCIATIONS

#2 Markhi Strickland – **Mark-eye**
 #12 Marten Linssen – **Martin LINN-sin**
 #15 Jordan Nesbitt – **Nezz-bit**
 #23 Lassina Traore – **Luh-see-nah Tray-ore-ee**
 Ray Giacoletti – **Jack-ah-lett-e**
 Phil Forte – **Four-tay**

Scan the QR
code for an audio
pronunciation guide



Audio: bit.ly/3oa3W2c

BILLIKENS CAPTURE NO. 5 SEED IN A-10 CHAMPIONSHIP

- Saint Louis is the No. 5 seed for the 2022 Atlantic 10 Conference Men's Basketball Championship, which is being held this week at Capital One Arena in Washington, D.C.
- The Billikens will open the Championship on Thursday, March 10, at 1:30 p.m. (CT) against the winner of Wednesday's first-round game between #12 La Salle and #13 Saint Joseph's.
- If the Billikens advance, they would play in the quarterfinals on Friday at 1:30 p.m. (CT) against No. 4-seed St. Bonaventure. The semifinals would take place Saturday at Noon (CT), and the A-10 Championship game is set for Sunday at Noon (CT).

FOLLOWING THE ACTION

- All SLU games at the A-10 Men's Basketball Championship will air on KMOX 1120 AM. Billiken Hall of Famers and longtime SLU men's basketball radio partners **Bob Ramsey** and **Earl Austin Jr.** are on the call, as usual. Ramsey is in his 36th season calling Billiken hoops, while Austin is in his 31st year.
- Wednesday's first-round games will be streamed live on ESPN+. The second round games on Thursday and Friday's quarterfinals will be televised nationally on USA Network. Saturday's semifinals air on CBS Sports Network, while Sunday's title game will be televised on CBS.

SCHOOLS WITH MULTIPLE A-10 CHAMPIONSHIP TITLES

Active A-10 Schools only

1.	UMass	5 (last in 1996)
2.	SJU	4 (last in 2016)
3.	SLU	2 (last in 2019)
	SBU	2 (last in 2021)
	URI	2 (last in 2017)
	GW	2 (last in 2007)

Duquesne, Dayton, VCU, Davidson and Richmond have won the A-10 Championship once

SLU SEARCHING FOR THIRD A-10 TITLE; FOURTH OVERALL

- Saint Louis is one of six active A-10 schools that has won multiple A-10 Championship crowns.
- The first came in 2013, when the No. 1-seed Billikens rolled through a stacked A-10 that featured five NCAA Tournament squads that year including SLU. The others were Butler, La Salle, Temple and VCU.
- The most recent Billikens' A-10 crown came in 2019, when the sixth-seeded SLU reeled off four wins in four days to capture the A-10 title.
- Prior to the 2013 title, the Billikens' only other conference championship came in 2000 when Saint Louis was in Conference USA. As the No. 9 seed, the Billikens won four games in four days at the Pyramid in Memphis, Tennessee. To this day, SLU fans refer to it simply as "The Miracle in Memphis."

JIMERSON UP FOR ACADEMIC ALL-AMERICAN

- **Gibson Jimerson**, who maintains a GPA above 3.9 as a third-year international business major, was named to the CoSIDA Academic All-District Team on Feb. 17. He is now eligible for the NCAA Division I Academic All-America Team, which is voted upon by members of CoSIDA and announced on March 14.
- He is vying to become the 7th Academic All-American in school history: John Kilo (1967), Rich Niemann (1968), Ted Mimlitz (1986), Scott Highmark (1994 & 1995), Kevin Lisch (2009) and Brian Conklin (2012).

COLLINS REWRITING SLU ASSISTS RECORDS

- Point guard **Yuri Collins** is the NCAA leader in total assists (248) and assists per game (8.0 apg). Collins will likely end up as the NCAA statistical champion in at least the total assists category, as he is well ahead of the next active player on the list.
- Collins is the Billikens' career assist leader with 535 career helpers and counting. He surpassed the previous record of 436, which was held by **Josh Fisher** (2004-08).
- Collins' 248 assists this year are the most in school history, bettering **Jim Roder's** (1986-87) previous record of 235. Earlier this year, Collins broke Roder's single-game record with 19 assists vs. BC.
- Collins' career 6.60 assists average is second among all active NCAA Division I players and is a school record.
- In addition to his assists totals, Collins is putting up strong numbers defensively. He is 18th in the NCAA in steals (64) and 32nd nationally in steals per game (2.06).
- Senior transfer **DeAndre Jones**, Central Arkansas' all-time assists leader, has 522 career assists. SLU and Louisville are the only teams in NCAA Division I with two players with 500+ career assists.

NCAA ASSISTS LEADERS

Through games of 3/5

TOTAL ASSISTS

1.	Yuri Collins (SLU)	248
2.	Jalen Moore (Oakland)	231
3.	Ta'lon Cooper (Morehead St.)	202
4.	Hunter Maldonado (Wyoming)	192
5.	Tavian Dunn-Martin (FGCU)	188

ASSISTS PER GAME

1.	Yuri Collins (SLU)	8.0
2.	Jalen Moore (Oakland)	7.7
3.	Sahvir Wheeler (Kentucky)	6.9
4.	Grant Sheffield (Nevada)	6.5
5.	Hunter Maldonado (Wyoming)	6.4

CONFERENCE TOURNAMENT HISTORY

YEAR	SEED	RECORD	FINISH
Midwestern Collegiate Conference			
<i>Head coach: Rich Grawer</i>			
1983-84	#6	0-1	Quarterfinals
1984-85	#6	0-1	Quarterfinals
1985-86	#2	2-1	Runner-up
1986-87	#4	2-1	Runner-up
1987-88	#3	0-1	First round
1988-89	#2	1-1	Semifinals
1989-90	#3	0-1	Quarterfinals
1990-91	#3	2-1	Runner-up
Great Midwest Conference			
1991-92	#6	0-1	Quarterfinals
<i>Head coach: Charlie Spoonhour</i>			
1992-93	#6	1-1	Semifinals
1993-94	#2	1-1	Semifinals
1994-95	#2	2-1	Runner-up
Conference USA			
1995-96	#9	1-1	Quarterfinals
1996-97	#9	1-1	Quarterfinals
1997-98	#5	1-1	Quarterfinals
1998-99	#7	1-1	Quarterfinals
<i>Head coach: Lorenzo Romar</i>			
1999-00	#9	4-0	Champions
2000-01	#7	1-1	Quarterfinals
2001-02	#5	0-1	First Round
<i>Head coach: Brad Soderberg</i>			
2002-03	#4	1-1	Semifinals
2003-04	#7	2-1	Semifinals
2004-05	#10	0-1	First Round
Atlantic 10 Conference			
2005-06	#4	0-1	Quarterfinals
2006-07	#7	2-1	Semifinals
<i>Head Coach: Rick Majerus</i>			
2007-08	#9	0-1	First Round
2008-09	#9	1-1	Quarterfinals
2009-10	#4	0-1	Quarterfinals
2010-11	#11	0-1	First Round
2011-12	#2	1-1	Semifinals
<i>Head Coach: Jim Crews</i>			
2012-13	#1	3-0	Champions
2013-14	#1	0-1	Semifinals
2014-15	#14	0-1	First Round
2015-16	#13	1-1	Second Round
<i>Head Coach: Travis Ford</i>			
2016-17	#11	1-1	Second Round
2017-18	#6	1-1	Quarterfinals
2018-19	#6	4-0	Champions
2019-20	#4	Not played (COVID-19)	
2020-21	#4	1-1	Semifinals
2021-22	#5		

OVERALL RECORD

38-34

A-10 CHAMPIONSHIP ALL-TIME RECORD

15-13

2021-22 SLU QUICK FACTS

General Information

School Name	Saint Louis University
City/ZIP	St. Louis, MO 63103
Founded	1818
Enrollment	12,883
Nickname	Billikens
Colors	Blue and White
NCAA Affiliation	NCAA Division I
Conference	Atlantic 10 Conference
President	Dr. Fred Pestello
Director of Athletics	Chris May
Faculty Athletics Representative	Dr. Michael Ross
Facility	Chaifetz Arena (10,600)
Athletic Dept. Phone	(314) 977-3177
Ticket Office Phone	(314) 977-4SLU

2021-22 Staff

Head Coach	Travis Ford
Alma Mater, Year	Kentucky, 1994
Record at School	110-75 (6th year)
Career Record	446-341 (25th year)
Associate Head Coach	Corey Tate
Alma Mater, Year	Missouri, 1997
Season at SLU	Sixth
Assistant Coach	Ray Giacoletti
Alma Mater, Year	Minot State, 1985
Season at SLU	Third (second as asst. coach)
Assistant Coach	Phil Forte
Alma Mater, Year	Oklahoma State, 2017
Season at SLU	Third (first as asst. coach)
Director of Basketball Operations	Michael Wilson
Alma Mater, Year	TCU, 2015
Season at SLU	Sixth (third as DOBO)
Director of Player Development	Christian Nunez
Alma Mater, Year	Farmingdale State, 2013
Season at SLU	Third (second as DOPD)
Scouting & Analytics Coordinator	Brad Lewis
Alma Mater, Year	Oklahoma State, 2018
Season at SLU	First
Graduate Student Managers	Davell Roby, Thomas Dziagwa

2020-21 Season at a Glance

Overall Record Last Year	14-7
Home	12-1
Away	1-4
Neutral	1-2
Conference Record (Finish)	6-4 (4th)
Conference Tournament	1-1 (Semifinals)
Postseason	0-1 (NIT)

2021-22 Outlook

Players Returning/Lost	10/5
Starters Returning/Lost	3/2
Newcomers	4

Billiken Media Relations

Assistant AD (MBB Contact)	Brian Kunderman
Email	brian.kunderman@slu.edu
Office	314-977-3346
Cell (texts preferred)	314-808-4868
Website	SLUBillikens.com

JIMERSON AMONG A-10 SCORING LEADERS

► Guard **Gibson Jimerson** ranks seventh in the Atlantic 10 Conference in scoring with 16.2 ppg. He is scoring at a 16.3 ppg clip in A-10 games only, also seventh in the league.

► Jimerson has led the Billikens in scoring in each of the last two games. Prior to this stretch, he hadn't led the team in scoring in the last 11 games that he led SLU in scoring.

► Jimerson is a career 41.1 percent shooter from 3-point range, which currently ranks fifth in school history.

► Jimerson's 71 treys ranks 10th in a single-season at SLU. With three more, he'll jump all the way to 4th in a single season in school history.

► He has gone to the line 111 times in 31 games this season. Before this year, he went the line just 19 times total in 31 games over two seasons. Jimerson shoots 82.3 percent from the line for his career.

► While this is Jimerson's third season with the Billikens, he is technically a freshman eligibility wise. He received a medical hardship waiver his first season (2019-20) after injuring his foot after playing in 10 games, the maximum amount of games allowed for him to play in and still receive the waiver. Last season did not count against a players' eligibility due to the pandemic.

3-Point FGs made in a Season

1.	Erwin Claggett (1994-95)	103
2.	Erwin Claggett (1993-94)	87
3.	Jeff Luechtefeld (1990-91)	82
4.	H Waldman (1994-95)	73
5.	Gibson Jimerson (2021-22)	71
	3 others tied	71

SLU Career 3-Point FG Pct.

1.	Roland Gray (1986-89)	.457
2.	H Waldman (1994-95)	.420
3.	Marcus Bartley (2014-16)	.415
4.	Erwin Claggett (1992-95)	.412
5.	Gibson Jimerson (2019-p)	.411

Minimum 100 attempts

OKORO EFFICIENT FROM THE FIELD

► **Francis Okoro**, who was named A-10 Player of the Week earlier this year, is second in the A-10 in field-goal percentage in conference games only, shooting .614 percent from the floor.

► In all games, Okoro is third in the A-10 with a .590 field-goal percentage, which ranks sixth in a single season in school history.

► Okoro is also leading the Billikens in rebounding (7.8 rpg), helping to fill the void left by departing seniors **Jordan Goodwin** (fourth at SLU in career rebounds) and **Hasahn French** (fifth at SLU in career rebounds). Okoro is third in the league in rebounding in all games (7.8) and fourth conference games only (8.3).

FORD REACHES 100 SLU WINS

► The Billikens' win against Fordham Jan. 15 was the 100th of head coach **Travis Ford's** SLU career.

► He is just the fifth head coach in SLU history to reach 100 wins at the school and the first since the legendary **Charlie Spoonhour**.

► Ford also reached 100 wins while at Oklahoma State, posted 155 victories in eight seasons with the Cowboys.

► The Billikens have reached 20 wins for the third time in Ford's tenure. He is one of four head coaches in school history with three or more 20+ win seasons.

SLU CAREER WINS - HEAD COACH

1.	Eddie Hickey (1947-58)	212
2.	Rich Grawer (1983-92)	159
3.	Charlie Spoonhour (1992-99)	122
4.	John Benington (1958-65)	118
5.	Travis Ford (2016-p)	110
6.	Rick Majerus (2007-12)	95

20-WIN SEASONS at SLU

1.	Eddie Hickey (1947-58)	5
T2.	Travis Ford (2016-p)	3
T2.	Rich Grawer (1983-92)	3
T2.	Charlie Spoonhour (1992-99)	3

MASTER FRED

► **Fred Thatch Jr.** is playing his best basketball of the season as of late. He has had three double-doubles recently (the first three of his career). He has matched his career scoring high of 21 points twice recently as well.

► In A-10 games only, Thatch averaged 11.5 ppg and 6.1 rpg. He shot .452 from 3-point range (14-31).

► The Billikens' six-game winning streak during conference play coincided with when Thatch was inserted into the starting lineup prior to the UMass home game.

► While this is Thatch's fourth year with the Bills, he is technically a sophomore eligibility wise. He received a medical hardship waiver after playing in just six games in his second year (2019-20), and last season did not count against a players' eligibility due to the pandemic.

► Thatch has already earned an undergraduate degree from the Chaifetz School of Business while maintaining a GPA above 3.4. He is enrolled in the University's prestigious MBA program.

COLLINS IS A TWO-TIME A-10 PLAYER OF THE WEEK

► **Yuri Collins** was named the Atlantic 10 Conference's co-Player of the Week Feb. 7. It was the second time this season he earned the nod.

► In SLU's two wins that week (George Mason and Dayton), Collins averaged 25.5 ppg, 9.5 apg and 6.5 rpg. He shot 50 percent from both the floor and 3-point range, and was 16-of-17 from the charity stripe.

► The Billiken faithful are already proclaiming the Feb. 2 win against George Mason the "Yuri Collins Game." In addition to the scoring (career-high 35), assists (13) and last-second heroics, Collins turned in his first "quadruple nickel" while adding five rebounds and five steals. It was Collins' fourth straight double-double.

BILLIKENS IMPRESSIVE FROM THE FOUL LINE

- ▶ Saint Louis has been impressive from the free-throw line, as it leads the A-10 in FTs made, attempted, and %.
- ▶ SLU has hit 80 percent or better in 12 games this season.
- ▶ The Billikens ranked No. 350 out of 350 schools in free-throw percentage in 2019-20 (.580, 419-723).

BILLIKENS IN THE A-10

- ▶ Saint Louis is in its 17th year playing in the Atlantic 10 Conference.
- ▶ The Billikens have an all-time record of 150-129 in A-10 tilts.
- ▶ Saint Louis has won two Atlantic 10 Conference regular-season crowns (2013 and 2014) and two A-10 tournament titles (2013 and 2019).

HOME SWEET CHAIFETZ

- ▶ Saint Louis is in its 14th season playing inside the 10,600-seat Chaifetz Arena.
- ▶ SLU has an all-time record of 181-64 at Chaifetz Arena, which includes an 14-4 mark this year.
- ▶ Chaifetz Arena is named after SLU alumnus **Dr. Richard A. Chaifetz**. Dr. Chaifetz is a world-renowned entrepreneur and business leader, who in 1984 founded ComPsych Corporation, which today is the world's largest provider of employee assistance programs, behavioral health and wellness services.

BILLIKENS WIN CANCUN CHALLENGE

- ▶ Saint Louis topped Illinois State and Stephen F. Austin at the Hard Rock Hotel Riviera Maya in November to claim the 2021 Cancun Challenge title.
- ▶ **Gibson Jimerson** scored 19 points in both games in Mexico to capture the tourney's Most Valuable Player honors. **Marten Linssen** joined Jimerson on the All-Tournament team.
- ▶ It was SLU's first MTE win since the 2011-12 Billiken team won the 76 Classic in Anaheim, California.
- ▶ Following the wins in Mexico, the Billikens headed to Boise and defeated Boise State for their school-record seventh win in the month of November.

PERKINS LOST FOR SEASON WITH ACL TEAR

- ▶ **Javonte Perkins** suffered a torn ACL in his left knee in the first half of the Billikens' exhibition game against Rockhurst on Oct. 26. He will miss the rest of the season.
- ▶ Perkins was taking advantage of an extra year of eligibility in 2021-22, awarded to all student-athletes as a result of the COVID-19 pandemic. Last season, he earned second-team All-Conference honors after leading the Billikens in scoring with 17.1 ppg. He shot .456 from the field, .376 from 3-point range and an A-10-leading .866 from the free-throw line.
- ▶ In 2019-20, Perkins was voted the Atlantic 10 Conference's Sixth Man of the Year after leading SLU with 18.2 ppg in A-10 play, a school record. His 15.9 career scoring average ranks 10th in school history.

REMEMBERING FORD STUEN

- ▶ The Billikens remember and honor assistant coach **Ford Stuen**, who passed away May 11, 2021, at the age of 29. Stuen, the nephew of head coach **Travis Ford**, played at Oklahoma State for his uncle and served on the Billikens' staff the last five years.
- ▶ The Billikens wear a patch on their jersey with the "FS" script. That is how Ford would sign his name on the many hand-written notes and letters that he would send to family, friends, and coaching colleagues.
- ▶ The program has taken up one of Ford's favorite quotes for this season: **The Journey is the Reward**
- ▶ On opening night, Nov. 9, 2021, a banner was unveiled honoring **Ford Stuen** that will forever hang in the Chaifetz Arena rafters.

QUICK HISTORY LESSON

- ▶ The Billikens won the 1948 National Invitation Tournament. That team was led by **Ed Macauley**, who went on to an NBA Hall of Fame career. Easy Ed's No. 50 is retired by SLU.
- ▶ The AP poll was first released the next season, and SLU was the first-ever No. 1 in the inaugural poll in 1949.
- ▶ **Anthony Bonner** (1986-90) is the Billikens' school-record holder in points (1,972) and rebounds (1,424).
- ▶ The Billikens have made 10 NCAA Tournament appearances, the last coming in 2019. SLU made three straight NCAA Tournaments from 2012-14, winning its opening game in all three.

SLU'S RECORD WHEN...

	2021-22	FORD ERA
at Home (all games)	14-4	78-24
at Home (A-10)	8-1	38-13
at Home (nonconference)	6-3	41-11
on Road (all games)	5-6	21-40
on Road (A-10)	4-5	17-31
on Road (nonconference)	1-1	4-8
Neutral Site (all games)	2-0	11-11
Leading at halftime	20-4	84-20
Trailing at halftime	1-6	19-55
Tied at halftime	0-0	7-0
Overtime (all games)	2-0	5-2
Overtime (A-10 game)	1-0	4-2
Double overtime	1-0	2-0
Games decided by 3 pts/less	2-1	15-11
Games decided by 4-10 pts	7-7	41-32
Games decided by 11-19 pts	6-1	34-15
Games decided by 20+ pts	6-1	20-17
Winning opening tip	13-6	63-31
Losing opening tip	8-4	46-45
SLU scores 49 points or less	0-0	1-5
SLU scores 50-59 points	0-2	2-29
SLU scores 60-69 points	3-3	33-26
SLU scores 70-79 points	8-4	44-11
SLU scores 80-89 points	5-1	24-4
SLU scores 90-99 points	4-0	4-0
SLU scores 100+ points	1-0	2-0
Better shooting % than opp.	16-2	83-13
Opp. shoots better	4-8	26-62
Shooting the same	1-0	1-0
SLU shoots 50%+	7-2	31-4
SLU shoots 40-49%	13-5	56-35
SLU shoots below 40%	1-3	23-36
Opp. shoots 50%+	0-4	5-21
Opp. shoots 40-49%	11-6	46-46
Opp. shoots below 40%	10-0	60-7
SLU makes more 3s	10-3	48-19
Opp. makes more 3s	7-6	48-49
3s are equal	2-2	12-8
SLU outrebounds opp.	17-5	88-45
Opp. outrebounds SLU	4-5	19-29
Tied in rebounds	0-0	2-1
SLU commits less turnovers	11-3	61-22
SLU commits more turnovers	8-7	38-49
Turnovers are equal	2-0	11-4
SLU records 10+ steals	4-1	19-6
SLU records 15+ assists	12-2	61-14
Playing in November	7-1	25-10
Playing in December	1-3	22-17
Playing in January	5-3	21-20
Playing in February	4-5	26-21
Playing in March	2-0	16-8
Playing on Monday	0-1	3-2
Playing on Tuesday	5-3	14-14
Playing on Wednesday	6-0	28-18
Playing on Thursday	0-1	5-4
Playing on Friday	1-2	7-10
Playing on Saturday	7-3	40-22
Playing on Sunday	2-0	13-5
Playing before 5pm	8-1	36-20
Playing at night	13-9	74-55
Wearing white uniforms	13-4	65-23
Wearing blue uniforms	2-2	15-24
Wearing gray uniforms	2-2	11-7
Wearing black uniforms	4-2	18-21

RECORD BOOK WATCH

Scoring Average - CAREER

	G	Pts	Avg.
1. David Burns (1979-81)	54	1,049	19.4
2. Dick Boushka (1952-55)	75	1,448	19.3
3. Harry Rogers (1970-73)	81	1,491	18.4
4. Joe Wiley (1967-70)	78	1,368	17.5
5. Lewis McKinney (1973-76)	77	1,325	17.2
6. Donnie Dobbs (1992-94)	58	965	16.6
7. Erwin Claggett (1992-95)	116	1,910	16.5
8. Justin Love (1999-2000)	57	931	16.3
9. Luther Burden (1982-85)	84	1,349	16.1
10. Bill Morris (1973-75)	45	715	15.9
Javonte Perkins (2019-p)	52	825	15.9

3-Point Field Goal Percentage - CAREER

	3FG	3FGA	Pct
1. Roland Gray (1986-89)	105	230	.457
2. H Waldman (1994-95)	131	312	.420
3. Marcus Bartley (2014-16)	66	159	.415
4. Erwin Claggett (1992-95)	295	716	.412
5. Gibson Jimerson (2019-p)	132	321	.411
6. Justin Love (1999-00)	113	278	.406
7. Drew Diener (2000-03)	124	310	.400
8. Jason Edwin (2001-02)	55	139	.396
9. Kevin Lisch (2005-09)	259	656	.395
10. Carlos McCauley (1993-96)	51	130	.392

NOTE: Minimum 100 attempts

Free Throw Percentage - CAREER

	FTM	FTA	Pct
1. Darryl Lenard (1983-86)	110	128	.859
2. Luther Burden (1982-85)	283	333	.850
3. Luke Meyer (2004-08)	163	196	.832
4. Gibson Jimerson (2019-p)	107	130	.823
5. Carlos Martinez (1969-72)	153	186	.823
6. Harry Rogers (1970-73)	365	444	.822
7. Rich Niemann (1965-68)	202	248	.815
8. Kevin Lisch (2005-09)	396	489	.810
9. Justin Love (1999-00)	204	253	.806
10. Harold Alcorn (1954-57)	300	373	.804

NOTE: Minimum 100 free throws made

Total Assists - CAREER (since 1969-70)

1. Yuri Collins (2019-p)	535
2. Josh Fisher (2001-04)	436
3. Charles Newberry (1987-90)	424
4. Jordair Jett (2010-14)	422
5. Kwamain Mitchell (2008-13)	420
6. Jordan Goodwin (2017-21)	404
7. LaTodd Johnson (1980-83)	400
8. Darryl Lenard (1983-85)	370
9. Jim Roder (1985-87)	353
10. Jamall Walker (1996-99)	350

Total Steals - CAREER (since 1975-76)

1. Jordan Goodwin (2017-21)	225
2. Anthony Bonner (1986-90)	192
3. Josh Fisher (2001-04)	179
4. Jordair Jett (2010-14)	174
5. Kwamain Mitchell (2008-13)	172
6. Mike McCall Jr. (2010-14)	165
7. Anthony Drejai (2003-06)	148
8. Erwin Claggett (1992-95)	145
9. Yuri Collins (2019-p)	133
Kevin Lisch (2005-09)	133

Field Goal Percentage - SEASON

	FG	FA	Pct
1. Melvin Robinson (1990-91)	157	243	.646
2. Melvin Robinson (1989-90)	103	163	.632
3. D.J. Foreman (2017-18)	87	139	.626
4. Carlos Skinner (1990-91)	69	112	.616
5. Anthony Bonner (1986-87)	138	234	.592
6. Francis Okoro (2021-22)	128	217	.590
7. Willie Reed (2009-10)	176	300	.587
8. Craig Shaver (1978-79)	137	234	.585
9. Cory Remekun (2012-13)	59	101	.584
10. David Burns (1980-81)	227	392	.579

NOTE: Minimum 100 attempts

3-Pointers Made - SEASON

1. Erwin Claggett (1994-95)	103
2. Erwin Claggett (1993-94)	87
3. Jeff Luechtefeld (1990-91)	82
4. H Waldman (1994-95)	73
5. Gibson Jimerson (2021-22)	71
Erwin Claggett (1992-93)	71
Justin Love (1999-00)	71
Kevin Lisch (2008-09)	71
9. Scott Highmark (1993-94)	69
Cody Ellis (2011-12)	69

Total Assists - SEASON (since 1975-76)

1. Yuri Collins (2021-22)	248
2. Jim Roder (1986-87)	235
3. Charles Newberry (1989-90)	193
4. Yuri Collins (2019-20)	171
5. Jordair Jett (2013-14)	164
6. LaTodd Johnson (1981-82)	153
7. H Waldman (1993-94)	150
Jeff Luechtefeld (1990-91)	150
9. H Waldman (1994-95)	145
10. LaTodd Johnson (1980-81)	142

Total Steals - SEASON

1. H Waldman (1994-95)	74
2. Anthony Bonner (1989-90)	70
3. Larry Hughes (1997-98)	69
Jeff Luechtefeld (1990-91)	69
5. Jordan Goodwin (2018-19)	66
6. Yuri Collins (2021-22)	64
Jordan Goodwin (2019-20)	64
8. LaTodd Johnson (1980-81)	59
9. Anthony Bonner (1988-89)	58
10. Charles Newberry (1989-90)	55

Points in a Season - TEAM

1. 2,750 (37 games)	1988-89
2. 2,636 (33 games)	1990-91
3. 2,541 (35 games)	1986-87
4. 2,423 (28 games)	1989-90
5. 2,401 (31 games)	2021-22
6. 2,399 (36 games)	2018-19
7. 2,388 (35 games)	2012-13
8. 2,374 (34 games)	2013-14
9. 2,350 (31 games)	1994-95
10. 2,337 (29 games)	1993-94

Scoring Average - TEAM

1. 86.5 ppg	1989-90
2. 82.7 ppg	1955-56
3. 80.6 ppg	1993-94
4. 79.9 ppg	1990-91
5. 79.8 ppg	1954-55
6. 77.5 ppg	2021-22
7. 77.3 ppg	1956-57

8. 76.1 ppg	1965-65
9. 75.9 ppg	1967-68
10. 75.8 ppg	1994-95

Field Goals Made - TEAM

1. 1,018 (37 games)	1988-89
2. 984 (33 games)	1990-91
3. 946 (23 games)	1986-87
4. 888 (28 games)	1989-90
5. 859 (31 games)	2021-22
6. 855 (36 games)	2018-19
7. 841 (29 games)	1970-71
8. 829 (34 games)	2013-14
9. 822 (28 games)	1954-55
10. 818 (25 games)	1955-56
818 (27 games)	1975-76

3-Point Field Goals Made - TEAM

1. 284 (31 games)	1994-95
2. 253 (29 games)	1993-94
3. 238 (34 games)	2011-12
4. 233 (33 games)	1990-91
5. 230 (33 games)	2016-17
6. 215 (36 games)	2009-10
7. 211 (31 games)	2021-22
8. 210 (35 games)	2012-13
9. 205 (36 games)	2018-19
10. 199 (32 games)	2015-16

3-Point Field Percentage - TEAM

1. .394 (233-592)	1990-91
2. .392 (150-383)	1992-93
3. .389 (284-730)	1994-95
4. .387 (253-654)	1993-94
5. .386 (115-298)	2000-01
6. .375 (118-315)	1989-90
7. .374 (135-361)	1988-89
8. .373 (211-565)	2021-22
9. .367 (189-516)	2006-07
10. .359 (238-663)	2011-12

Free Throw Percentage - TEAM

1. .768 (414-539)	1984-85
2. .768 (400-521)	1983-84
3. .766 (472-616)	2021-22
4. .758 (507-669)	1971-72
5. .738 (432-585)	1987-88
6. .733 (322-439)	1981-82
7. .731 (448-613)	1969-70
8. .728 (591-812)	1986-87
9. .727 (419-576)	1992-93
10. .725 (437-603)	2006-07

Assists - TEAM

1. 588 (23 games)	1986-87
2. 572 (33 games)	1990-91
3. 556 (37 games)	1988-89
4. 536 (28 games)	1989-90
5. 510 (29 games)	1993-94
6. 487 (30 games)	1985-86
7. 482 (34 games)	2013-14
8. 470 (31 games)	1994-95
9. 462 (31 games)	2021-22
10. 460 (36 games)	2018-19

2021-22 INDIVIDUAL GAME HIGHS

Points

SLU: 35, Yuri Collins vs. George Mason

OPP: 32, Josh Odoro, George Mason

FGs Made

SLU: 11, several times

OPP: 11, several times

FGs Attempted

SLU: 24, Yuri Collins vs. George Mason

OPP: 22, Josh Odoro, George Mason

3FGs Made

SLU: 7, Gibson Jimerson vs. UMass

OPP: 5, DeVon Cooper, George Mason

3FGs Attempted

SLU: 13, Gibson Jimerson vs. Boston College

OPP: 11, DeVon Cooper, George Mason

FTs Made

SLU: 10, Yuri Collins vs. George Mason

OPP: 12, Tyler Burton, Richmond

FTs Attempted

SLU: 12, Marten Linssen vs. SFA

OPP: 14, Tyler Burton, Richmond

Rebounds

SLU: 15, Francis Okoro, at Richmond

OPP: 17, Davonte Gaines, George Mason

Assists

SLU: 19, Yuri Collins vs. Boston College

OPP: 8, twice

Blocks

SLU: 4, twice

OPP: 6, three times

Steals

SLU: 5, Yuri Collins, three times

OPP: 4, three times

SLU TEAM HIGHS/LOWS

Points

High: 127 vs. Harris-Stowe

Low: 58 at Davidson

FGs Made

High: 50 vs. Harris-Stowe

Low: 20 vs. Iona

3FGs Made

High: 14 vs. Harris-Stowe

Low: 2 at Richmond

FTs Made

High: 30 at Boise State

Low: 7 vs. St. Bonaventure

Rebounds

High: 55 vs. UMass

Low: 27 vs. UAB

Assists

High: 29 vs. Harris-Stowe

Low: 7 vs. Iona

Blocks

High: 7 vs. Harris-Stowe

Low: 0, twice

Steals

High: 14 vs. Harris-Stowe

Low: 1 at Dayton

GAME-BY-GAME STARTING LINEUP

GAME

Central Arkansas	Collins	Jimerson	Nesbitt	Hargrove	Linssen
Harris-Stowe	Collins	Jimerson	Nesbitt	Hargrove	Linssen
Eastern Illinois	Collins	Jimerson	Nesbitt	Hargrove	Linssen
at Memphis	Collins	Jimerson	Nesbitt	Hargrove	Linssen
Mercer	Collins	Jimerson	Nesbitt	Hargrove	Linssen
vs. Illinois State	Collins	Jimerson	Nesbitt	Hargrove	Linssen
vs. Stephen F. Austin	Collins	Jimerson	Nesbitt	Hargrove	Linssen
at Boise State	Collins	Jimerson	Nesbitt	Hargrove	Linssen
UAB	Collins	Jimerson	Nesbitt	Hargrove	Linssen
Belmont	Collins	Jimerson	Nesbitt	Hargrove	Linssen
Boston College	Collins	Jimerson	Nesbitt	Hargrove	Linssen
Auburn	Collins	Jimerson	Nesbitt	Hargrove	Linssen
Richmond	Collins	Jimerson	Strickland	Thatch	Okoro
Iona	Collins	Jimerson	Nesbitt	Hargrove	Okoro
at Dayton	Collins	Jimerson	Nesbitt	Hargrove	Okoro
Fordham	Collins	Jimerson	Nesbitt	Hargrove	Okoro
at Massachusetts	Collins	Jimerson	Nesbitt	Hargrove	Okoro
Massachusetts	Collins	Jimerson	Nesbitt	Thatch	Okoro
George Washington	Collins	Jimerson	Nesbitt	Thatch	Okoro
at Duquesne	Collins	Jimerson	Nesbitt	Thatch	Okoro
at George Mason	Collins	Jimerson	Nesbitt	Thatch	Okoro
Dayton	Collins	Jimerson	Nesbitt	Thatch	Okoro
at La Salle	Collins	Jimerson	Nesbitt	Thatch	Okoro
St. Bonaventure	Collins	Jimerson	Nesbitt	Thatch	Okoro
at St. Bonaventure	Collins	Jimerson	Nesbitt	Thatch	Okoro
La Salle	Collins	Jimerson	Nesbitt	Thatch	Okoro
at Davidson	Collins	Jimerson	Nesbitt	Thatch	Okoro
Saint Joseph's	Collins	Jimerson	Nesbitt	Thatch	Okoro
at Richmond	Collins	Jimerson	Nesbitt	Thatch	Okoro
at Rhode Island	Collins	Jimerson	Nesbitt	Thatch	Okoro
at Rhode Island	Collins	Jones	Courtney	Thatch	Linssen

MISCELLANEOUS PLAYER STATS

STAT	17-18	18-19	19-20	20-21	21-22	CAREER
Triple-Doubles						
DeAndre Jones	1	-	-	-	-	1
Double-Doubles						
Francis Okoro	-	-	2	-	6	8
Yuri Collins	-	-	-	-	7	7
Fred Thatch Jr.	-	-	-	-	3	3
Marten Linssen	-	-	2	-	-	2
Terrence Hargrove Jr.	-	-	-	-	2	2
DeAndre Jones	1	-	-	-	-	1
Jordan Nesbitt	-	-	-	-	1	1
Double-Digit Points						
DeAndre Jones	8	19	14	6	2	49
Rashad Williams	-	18	14	16	-	48
Javonte Perkins	-	-	22	20	-	42
Gibson Jimerson	-	-	5	7	25	37
Marten Linssen	-	-	17	2	8	27
Yuri Collins	-	-	2	3	20	25
Fred Thatch Jr.	-	3	2	4	13	22
Francis Okoro	-	2	3	-	16	21
Terrence Hargrove Jr.	-	-	6	3	6	15
Jordan Nesbitt	-	-	-	-	13	13
Lassina Traore	-	-	-	-	1	1
Double-Digit Rebounds						
Francis Okoro	-	2	2	-	8	12
Fred Thatch Jr.	-	-	-	-	3	3
DeAndre Jones	1	-	-	-	1	2
Terrence Hargrove Jr.	-	-	-	-	2	2
Marten Linssen	-	-	2	-	-	2
Yuri Collins	-	-	-	-	1	1
Jordan Nesbitt	-	-	-	-	1	1
Led SLU in scoring (includes ties)						
Javonte Perkins	-	-	12	13	-	25
Gibson Jimerson	-	-	2	1	15	18
Yuri Collins	-	-	-	-	5	5
Terrence Hargrove Jr.	-	-	1	1	2	4
Francis Okoro	-	-	-	-	3	3
Fred Thatch Jr.	-	-	-	-	3	3
Jordan Nesbitt	-	-	-	-	2	2
Marten Linssen	-	-	-	-	2	2
DeAndre Jones	-	-	-	-	1	1

SPECIALTY STATS

	Points in Paint	Points Off TO	2nd Chance	Fast Break	Bench	SLU's Largest Lead	SLU's Largest Deficit	Times Tied	Lead Changes	Margins Half	Margins Final
Central Arkansas	50/30	27/14	20/10	16/5	35/24	35 (2nd, 0:31)	6 (1st, 13:30)	4	8	+11	+35
Harris-Stowe	68/12	42/0	27/10	21/0	64/18	75 (2nd, 3:45)	None	2	0	+42	+73
Eastern Illinois	40/14	19/12	18/3	23/6	30/19	46 (2nd, 10:12)	2 (1st, 17:26)	1	1	+34	+42
at Memphis	36/42	27/19	12/10	16/28	15/42	3 (1st, 18:41)	24 (2nd, 14:02)	3	3	-15	-16
Mercer	40/24	10/14	14/11	27/10	27/10	17 (2nd, 0:59)	9 (1st, 13:06)	3	4	+3	+17
vs. Illinois State	34/36	19/18	5/9	17/12	19/18	11 (1st, 9:20)	2 (2nd, 10:09)	3	4	+1	+6
vs. Stephen F. Austin	24/42	18/23	9/3	13/20	18/26	13 (1st, 1:31)	3 (1st, 14:12)	3	6	+12	+11
at Boise State	32/38	12/15	4/15	14/14	31/12	4 (1st, 2:04)	11 (1st, 16:54)	17	12	+4	+4
UAB	28/32	17/18	6/17	7/9	41/27	10 (1st, 0:31)	9 (2nd, 4:18)	4	11	+7	-5
Belmont	30/40	10/14	14/6	5/2	6/14	15 (1st, 12:33)	5 (2nd, 2:08)	3	3	+6	-5
Boston College	34/26	12/15	6/6	12/11	22/14	23 (2nd, 13:11)	2 (1st, 19:24)	1	1	+17	+11
Auburn	40/32	11/15	11/12	11/7	12/26	13 (2nd, 9:13)	8 (1st, 1:00)	8	5	-8	-4
Richmond	36/32	13/6	10/13	13/10	20/8	8 (2nd, 19:04)	3 (1st, 18:01)	0	3	+5	+7
Iona	30/24	15/20	20/14	19/4	9/19	4 (1st, 15:10)	11 (1st, 5:18)	11	11	-1	+1
at Dayton	24/22	10/17	2/11	16/22	10/18	5 (1st, 10:21)	16 (2nd, 4:20)	2	3	-10	-5
Fordham	32/18	9/12	5/8	11/7	9/8	18 (2nd, 0:35)	6 (1st, 16:47)	2	4	+6	+18
at Massachusetts	44/36	13/14	13/12	17/11	29/33	7 (1st, 12:31)	8 (2nd, 0:06)	15	26	+1	-6
Massachusetts	46/14	12/8	25/13	14/4	25/24	34 (2nd, 8:15)	3 (1st, 16:59)	1	1	+9	+31
George Washington	50/26	19/9	15/5	20/13	12/11	21 (2nd, 12:48)	None	0	0	+13	+13
at Duquesne	42/22	24/3	9/10	15/6	19/19	28 (2nd, 4:27)	1 (1st, 10:39)	2	2	+13	+24
at George Mason	36/44	21/11	11/17	12/13	16/2	14 (2nd, 11:31)	7 (1st, 14:57)	6	4	+5	+2
Dayton	26/26	13/8	10/12	5/10	23/15	17 (2nd, 3:58)	3 (1st, 19:05)	1	1	+9	+11
at La Salle	46/22	14/8	9/9	4/3	13/8	18 (2nd, 1:20)	3 (1st, 19:35)	1	1	+14	+18
St. Bonaventure	30/36	6/16	8/8	4/16	15/4	11 (1st, 10:17)	9 (2nd, 8:38)	1	2	-4	-7
at St. Bonaventure	30/58	1/22	8/13	5/20	9/4	2 (1st, 18:49)	16 (1st, 0:19)	3	2	-16	-4
La Salle	42/26	12/14	9/8	16/3	30/19	29 (2nd, 10:57)	None	0	0	+19	+26
at Davidson	24/20	14/13	8/4	9/4	18/6	None	24 (2nd, 1:42)	0	0	-13	-21
Saint Joseph's	42/30	3/5	2/6	8/10	11/4	15 (2nd, 7:10)	None	1	0	+5	+11
at Richmond	44/26	15/23	13/8	4/5	14/17	12 (1st, 1:28)	8 (2nd, 7:19)	8	7	+10	-2
at Rhode Island	32/38	10/12	18/10	8/15	7/39	15 (2nd, 13:08)	10 (1st, 7:02)	4	9	+6	+6
VCU	26/40	20/11	7/7	5/18	33/9	21 (2nd, 17:32)	None	0	0	+17	+4

Stats listed as SLU/Opponent



TRAVIS FORD

Head Coach

Kentucky, 1994

Record at SLU: 110-75 (6th year)

Overall Record: 446-341 (25th year)

In six years as Saint Louis University's head men's basketball coach, Travis Ford has reinvigorated the program and reestablished its place on the national stage.

The 2021-22 season is Ford's sixth year at SLU and his 25th season overall as a head coach. He has a 110-75 record at SLU and a 446-341 record overall.

Hired in March 2016, Ford inherited a program that won 11 games in each of the two years prior. He proceeded to improve the Billikens' win total over the next four seasons. Saint Louis captured the 2019 Atlantic 10 Conference Championship and went to the NCAA Tournament. Over the last four seasons (this year included), Ford has guided the Billikens to a 81-36 record, an NCAA appearance, and an NIT appearance. The 2019-20 Billikens were poised for another postseason bid before the season was canceled due to the COVID-19 pandemic.

In 2020-21, the Billikens were ranked in the AP Top 25 for four straight weeks. After a lengthy COVID-19 shutdown, the Billikens were firmly on the bubble for the NCAA Tournament before ultimately earning a No. 1 seed for the postseason NIT.

Ford guided Saint Louis to a magical year in 2018-19. SLU was picked to win the league, but the Billikens went through a tough stretch of losing five of six games at one point in the conference season. As the No. 6 seed in the 2019 A-10 Championship at Barclays Center in Brooklyn, the Billikens registered four wins in four days to capture the A-10 title and the league's automatic bid into the NCAA Tournament (Ford's seventh NCAA appearance as a head coach). It was a wild ride for the Billikens at the A-10 Championship, as they either trailed or was tied at halftime in all four of the games. Photos, videos and GIFs of Ford jumping onto the SLU dogpile after its victory in the title game against St. Bonaventure will live on in Billiken history for years to come.

In addition to his six years at SLU, Ford has had head-coaching stints at Oklahoma State (eight years, 2008-16), Massachusetts (three years, 2005-08), Eastern Kentucky (five years, 2000-05) and Campbellsville University (three years, 1997-2000). Ford has led his team to the NCAA Tournament seven times. He has coached six players who have gone on to play in the NBA and six who have been named a conference player of the year.

Ford played the majority of his collegiate career at the University of Kentucky, helping the Wildcats to NCAA Tournament appearances in each of his three seasons (1992, 1993, 1994). He was a junior on the 1993 Wildcat team that advanced to the NCAA Final Four. Ford transferred to Kentucky after one season (1989-90) at the University of Missouri.

Ford is a native of Madisonville, Kentucky. He and his wife, Heather, have three children: Brooks, Kyleigh and Shane. Ford earned a bachelor's degree in communications at the University of Kentucky in 1994.

TRAVIS FORD'S CAREER BREAKDOWN

Year	School	Overall	Conference	Postseason
1997-98	Campbellsville	7-26 (.212)	N/A	
1998-99	Campbellsville	28-3 (.903)	10-2	
1999-00	Campbellsville	23-11 (.676)	8-4	NAIA Tournament
Total	Three seasons	58-40 (.592)	18-6 (.750)	
2000-01	Eastern Kentucky	7-19 (.269)	1-15 (.063)	
2001-02	Eastern Kentucky	7-20 (.259)	3-13 (.188)	
2002-03	Eastern Kentucky	11-17 (.393)	5-11 (.313)	
2003-04	Eastern Kentucky	14-15 (.483)	8-8 (.500)	
2004-05	Eastern Kentucky	22-9 (.710)	11-5 (.688)	NCAA First Round
Total	Five seasons	61-80 (.432)	28-52 (.350)	
2005-06	Massachusetts	13-15 (.464)	8-8 (.500)	
2006-07	Massachusetts	24-9 (.727)	13-3 (.813)	NIT 2nd Round
2007-08	Massachusetts	25-11 (.694)	10-6 (.625)	NIT Runner-Up
Total	Three seasons	62-35 (.639)	31-17 (.646)	
2008-09	Oklahoma State	23-12 (.657)	9-7 (.563)	NCAA Second Round
2009-10	Oklahoma State	22-11 (.667)	9-7 (.563)	NCAA First Round
2010-11	Oklahoma State	20-14 (.588)	6-10 (.375)	NIT 2nd Round
2011-12	Oklahoma State	15-18 (.455)	7-11 (.389)	
2012-13	Oklahoma State	24-9 (.727)	13-5 (.722)	NCAA First Round
2013-14	Oklahoma State	21-13 (.618)	8-10 (.444)	NCAA First Round
2014-15	Oklahoma State	18-14 (.563)	8-10 (.444)	NCAA First Round
2015-16	Oklahoma State	12-20 (.375)	3-15 (.167)	
Total	Eight seasons	155-111 (.585)	63-80 (.441)	
2016-17	Saint Louis	12-21 (.364)	6-12 (.333)	
2017-18	Saint Louis	17-16 (.515)	9-9 (.500)	
2018-19	Saint Louis	23-13 (.639)	10-8 (.556)	NCAA First Round
2019-20	Saint Louis	23-8 (.742)	12-6 (.667)	Postseason canceled
2020-21	Saint Louis	14-7 (.667)	6-4 (.600)	NIT First Round
2021-22	Saint Louis	21-10 (.677)	12-6 (.667)	
Total	Six seasons	110-75 (.595)	55-45 (.550)	
CAREER	25 Seasons	446-341 (.567)	193-198 (.494)	
As a Player				
1989-90	Missouri	29-8 (.784)	12-2 (.857)	NCAA First Round
1991-92	Kentucky	29-7 (.806)	12-4 (.750)	NCAA Elite Eight
1992-93	Kentucky	30-4 (.882)	13-3 (.813)	NCAA Final Four (semifinal)
1993-94	Kentucky	27-7 (.794)	12-4 (.750)	NCAA Second Round
Total		115-26 (.816)	49-13 (.790)	





SEASON/CAREER HIGHS

POINTS

SEASON: 35 at George Mason, 2/2/22
CAREER: 35 at George Mason, 2/2/22

REBOUNDS

SEASON: 12 vs. Auburn, 12/18/21
CAREER: 12 vs. Auburn, 12/18/21

ASSISTS

SEASON: 19 vs. Boston College, 12/11/21
CAREER: 19 vs. Boston College, 12/11/21

STEALS

SEASON: 5, three times
CAREER: 5, three times

BLOCKS

SEASON: 2 at La Salle, 2/8/22
CAREER: 2 at La Salle, 2/8/22

FIELD GOALS MADE

SEASON: 11 at George Mason, 2/2/22
CAREER: 11 at George Mason, 2/2/22

FIELD GOAL ATTEMPTS

SEASON: 24 at George Mason, 2/2/22
CAREER: 24 at George Mason, 2/2/22

3-PT. FIELD GOALS MADE

SEASON: 3, twice
CAREER: 3, twice

3-PT. FIELD GOALS ATT

SEASON: 7 at George Mason, 2/2/22
CAREER: 7 at George Mason, 2/2/22

FREE THROWS MADE

SEASON: 10 at George Mason, 2/2/22
CAREER: 10 at George Mason, 2/2/22

FREE THROWS ATTEMPTED

SEASON: 10 at George Mason, 2/2/22
CAREER: 10 at George Mason, 2/2/22

MINUTES PLAYED

SEASON: 47 at George Mason, 2/2/22
CAREER: 47 at George Mason, 2/2/22

1 • YURI COLLINS

Sophomore • G • 6-0 • 185 • St. Louis, Mo. • St. Mary's | MAJOR: Sports Business



CURRENT SEASON | 2021-22

- Leads the NCAA in assists (241) and assist per game (8.0).
- School record-holder in career assists, single-season assists and single-game assists.
- Two-time A-10 Player of the Week.
- Second in the A-10 and 17th in the NCAA in steals.
- Had a career-high 35 points at George Mason and scored the game-winning shot at the double overtime buzzer.
- Scored 24 points in the win over Richmond.
- Set the school record with 19 assists vs. BC while also making all five of his shots from the field en route to 14 points, giving him his second double-double of the year.
- Flirted with a triple-double against Auburn, scoring 13 points, posting 12 rebounds (career-high) and eight assists.

2020-21 • Sophomore

- Appeared in all 19 games and made 17 starts.
- Led A-10 and was 10th in NCAA with 6.1 assists per game.
- His 2.83 assist-to-turnover ratio was 19th nationally.
- Finished with 116 assists.
- Averaged 5.1 points and 2.8 rebounds.
- Twice scored a season-high 17 points in wins over NC State and in the A-10 quarterfinals against UMass.
- Dished out a season-high 11 assists against Dayton and had a 10-assist outing versus Indiana State.

- Scored a then career-high 12 points and finished an assist shy of a double-double with nine helpers against UCA.

2019-20 • Freshman

- Appeared in all 31 games and made 27 starts.
- Atlantic 10 Conference All-Rookie team pick.
- Broke the SLU freshman record with 171 assists, third in a single-season in SLU history across all classes.
- Led all freshmen in the NCAA with 5.5 assists per game.
- Eighth in the A-10 and second on the Billikens with 46 steals.
- His 46 steals were 3rd among freshman in a single season.
- Dished out a season-high 12 assists vs. VCU.
- Posted season scoring highs in back-to-back games at Saint Joseph's (10 points) and at La Salle (11 points).

PRIOR TO SLU

- Noted as one of the top point guards to ever play in the St. Louis area in the prep scene out of St. Mary's HS.
- Helped St. Mary's to its first-ever state semifinal appearance and a Missouri Class 4 state runner-up finish.
- Averaged 22.6 ppg, 5.4 rpg, 7.0 apg and 2.9 spg for the Dragons as a senior.
- St. Mary's all-time leader in assists and steals.
- Ran with Bradley Beal Elite, where he was fourth in the Nike EYBL in assists.

2021-22 Game-by-Game Stats

Opponent	Date	GS	MIN	Total		3-Pointers		Free throws		Rebounds				PF	A	TO	BLK	STL	PTS	AVG	
				FG-FGA	PCT	3FG-3FGA	PCT	FT-FTA	PCT	OFF	DEF	TOT	AVG								
Central Ark.	11/09/2021	*	24:06	5-9	.556	1-2	.500	3-4	.750	0	3	3	3.0	0	12	2	0	4	14	14.0	
Harris-Stowe	11/10/2021	*	15:06	2-3	.667	0-0	.000	0-0	.000	0	2	2	2.5	3	10	0	1	3	4	9.0	
Eastern Ill.	11/12/2021	*	23:33	3-6	.500	1-2	.500	4-4	1.000	0	3	3	2.7	1	6	1	0	1	11	9.7	
at Memphis	11/16/2021	*	29:12	3-13	.231	0-3	.000	3-3	1.000	0	1	1	2.3	2	7	6	0	5	9	9.5	
Mercer	11/20/2021	*	32:37	3-11	.273	1-1	1.000	1-2	.500	0	1	1	2.0	3	7	4	0	1	8	9.2	
vs Illinois St.	11/23/2021	*	37:38	3-9	.333	1-5	.200	0-0	.000	1	3	4	2.3	1	8	8	1	3	7	8.8	
vs SFA	11/24/2021	*	35:50	2-7	.286	0-0	.000	7-8	.875	1	2	3	2.4	2	4	6	0	1	11	9.9	
at Boise St.	11/30/2021	*	29:09	5-13	.385	0-0	.000	5-6	.833	0	3	3	2.5	3	1	3	0	1	15	9.9	
UAB	12/04/2021	*	29:10	1-4	.250	0-2	.000	2-2	1.000	0	0	0	2.2	4	7	4	0	1	4	9.2	
Belmont	12/07/2021	*	36:44	5-13	.385	0-2	.000	1-3	.333	0	5	5	2.5	1	6	6	0	2	11	9.4	
Boston College	12/11/2021	*	37:45	5-5	1.000	1-1	1.000	3-5	.600	0	4	4	2.6	1	19	2	0	2	14	9.8	
Auburn	12/18/2021	*	38:23	6-11	.545	1-2	.500	0-2	.000	1	11	12	3.4	5	8	6	0	3	13	10.1	
Richmond	01/02/2022	*	36:36	10-17	.588	3-5	.600	1-3	.333	0	6	6	3.6	2	8	6	0	2	24	11.2	
Iona	01/08/2022	*	37:10	1-7	.143	1-1	1.000	8-8	1.000	1	7	8	3.9	3	3	3	0	0	11	11.1	
at Dayton	01/11/2022	*	32:44	1-5	.200	0-1	.000	2-2	1.000	0	1	1	3.7	5	9	7	0	0	4	10.7	
Fordham	01/15/2022	*	36:45	3-9	.333	1-1	1.000	4-6	.667	0	4	4	3.8	1	9	5	0	4	11	10.7	
at Massachusetts	01/20/2022	*	32:54	1-3	.333	0-2	.000	0-0	.000	0	6	6	3.9	4	9	3	0	0	2	10.2	
Massachusetts	01/23/2022	*	29:52	4-11	.364	1-6	.167	1-1	1.000	1	4	5	3.9	1	12	1	0	3	10	10.2	
George Washington	01/26/2022	*	31:41	5-5	1.000	0-0	.000	1-1	1.000	0	5	5	4.0	3	12	2	0	2	11	10.2	
at Duquesne	01/29/2022	*	34:25	4-8	.500	1-2	.500	2-2	1.000	0	7	7	4.2	1	10	5	0	4	11	10.3	
at George Mason	02/02/2022	*	47:01	11-24	.458	3-7	.429	10-10	1.000	0	5	5	4.2	3	13	3	0	5	35	11.4	
Dayton	02/05/2022	*	36:56	4-6	.667	2-3	.667	6-7	.857	1	7	8	4.4	2	6	6	1	2	16	11.6	
at La Salle	02/08/2022	*	36:59	4-11	.364	0-0	.000	0-0	.000	0	5	5	4.4	2	8	2	2	3	8	11.5	
St. Bonaventure	02/11/2022	*	40:00	8-15	.533	1-2	.500	1-1	1.000	0	4	4	4.4	3	7	8	0	2	18	11.8	
at St. Bonaventure	02/14/2022	*	25:28	2-2	1.000	0-0	.000	0-0	.000	0	0	0	4.2	5	10	6	0	0	4	11.4	
La Salle	02/16/2022	*	22:49	2-3	.667	0-1	.000	1-2	.500	0	1	1	4.1	1	6	1	0	1	5	11.2	
at Davidson	02/19/2022	*	34:22	3-7	.429	0-0	.000	4-4	1.000	0	2	2	4.0	4	5	3	0	1	10	11.1	
Saint Joseph's	02/22/2022	*	37:48	7-10	.700	1-1	1.000	2-2	1.000	0	2	2	3.9	1	6	3	0	1	17	11.4	
at Richmond	02/25/2022	*	35:14	1-8	.125	0-1	.000	0-0	.000	1	3	4	3.9	4	4	4	0	0	2	11.0	
at Rhode Island	03/02/2022	*	32:08	4-8	.500	1-2	.500	1-2	.500	1	4	5	4.0	3	9	5	0	5	10	11.0	
VCU	03/05/2022	*	36:02	4-7	.571	0-0	.000	4-5	.800	0	5	5	4.0	3	7	5	0	2	12	11.0	
Totals			31	1026:07	122-270	.452	21-55	.382	77-95	.811	8	116	124	4.0	77	248	126	5	64	342	11.0

Collins' Career Stats

SEASON	TEAM	GP-GS	MIN/AVG	Field Goals FG-FGA FG%	3-Point 3FG-3FGA 3FG%	F-Throws FT-FTA FT%	Rebounds OFF DEF TOT AVG	PF-FO	A	TO	BLK	STL	PTS	AVG
2019-20	SLU	31-27	972/31.3	56-150 .373	11-30 .367	44-78 .564	12 76 88 2.8	79-3	171	99	0	46	167	5.4
2020-21	SLU	19-17	539/28.4	35-87 .402	7-29 .241	20-30 .667	6 47 53 2.8	37-1	116	41	2	23	97	5.1
2021-22	SLU	31-31	1026/33.1	122-270 .452	21-55 .382	77-95 .811	8 116 124 4.0	77-3	248	126	5	64	342	11.0
TOTAL		81-75	2536/31.3	213-507 .420	39-114 .342	141-203 .695	26 239 265 3.3	193-7	535	266	7	133	606	7.5



SEASON/CAREER HIGHS

POINTS

SEASON: 7, twice
CAREER: 7, twice

REBOUNDS

SEASON: 3 vs. La Salle, 2/16/22
CAREER: 4 vs. SIUE, 11/25/20

ASSISTS

SEASON: 1, twice
CAREER: 2 vs. UCA, 12/8/20

STEALS

SEASON: 2 vs. Central Ark., 11/9/21
CAREER: 4 vs. UAPB, 12/5/20

BLOCKS

SEASON:
CAREER: 1 vs. LSU, 11/28/20

FIELD GOALS MADE

SEASON: 3, three times
CAREER: 3, four times

FIELD GOAL ATTEMPTS

SEASON: 6 vs. Harris-Stowe, 11/10/21
CAREER: 6, twice

3-PT. FIELD GOALS MADE

SEASON:
CAREER:

3-PT. FIELD GOALS ATTEMPTED

SEASON: 1 vs. Eastern Illinois, 11/12/21
CAREER: 1 vs. Eastern Illinois, 11/12/21

FREE THROWS MADE

SEASON: 2 vs. UMass, 1/23/22
CAREER: 2 vs. UMass, 1/23/22

FREE THROWS ATTEMPTED

SEASON: 4 vs. UMass, 1/23/22
CAREER: 4 vs. UMass, 1/23/22

MINUTES PLAYED

SEASON: 18 vs. Harris-Stowe, 11/10/21
CAREER: 18 vs. Harris-Stowe, 11/10/21

2 • MARKHI STRICKLAND



Freshman • G/F • 6-5 • 210 • Miami, Fla. • Victory Rock Prep | MAJOR: Entrepreneurship

CURRENT SEASON | 2021-22

- Has appeared in 12 games, including six in conference play.
- Made his first-career start in the Richmond game and converted a big 3-point play in the second half.
- Hit all three of his shots from the field en route to six points in the home win against La Salle.
- Had a highlight-reel dunk at Duquesne.
- Hit a pair of free throws against UMass.
- Turned in two minutes of action in the Billikens' last game, a win over Iona.
- Recorded a career-high seven points in the Billikens' first two games against Central Arkansas and Harris-Stowe.

2020-21 • Freshman

- Appeared in seven games and averaged 2.6 points.

- Played 15 minutes in his debut against SIUE and scored three points with four rebounds.
- Hit both of his shots from the field en route to five points and also posted four steals in the win over Arkansas-Pine Bluff.
- Went 3-3 from the field for six points in the La Salle win.
- Scored on an emphatic putback dunk in the win at Fordham.

PREVIOUS

- Attended prep school at Victory Rock Prep in Bradenton, Fla.
- Graduated from IMG Academy in Bradenton.
- Played on the Nike EYBL circuit with E1T1.
- Father, Mark, played eight years in the NBA.


2021-22 Game-by-Game Stats

Opponent	Date	GS	MIN	Total		3-Pointers		Free throws		Rebounds				PF	A	TO	BLK	STL	PTS	AVG
				FG-FGA	PCT	3FG-3FGA	PCT	FT-FTA	PCT	OFF	DEF	TOT	AVG							
Central Ark.	11/09/2021		10:16	3-4	.750	0-0	.000	1-2	.500	0	0	0	0.0	1	0	0	0	2	7	7.0
Harris-Stowe	11/10/2021		18:00	3-6	.500	0-0	.000	1-1	1.000	0	2	2	1.0	0	1	0	0	1	7	7.0
Eastern Ill.	11/12/2021		07:03	1-3	.333	0-1	.000	0-1	.000	0	0	0	0.7	1	0	0	0	0	2	5.3
at Memphis	11/16/2021		03:21	1-1	1.000	0-0	.000	0-0	.000	1	0	1	0.8	2	0	0	0	0	2	4.5
Mercer	11/20/2021		00:02	0-0	.000	0-0	.000	0-0	.000	0	0	0	0.6	0	0	0	0	0	0	3.6
Richmond	01/02/2022	*	03:40	1-3	.333	0-0	.000	1-1	1.000	1	0	1	0.7	2	0	0	0	0	3	3.5
Iona	01/08/2022		02:04	0-2	.000	0-0	.000	0-0	.000	0	0	0	0.6	0	0	0	0	0	0	3.0
at Dayton	01/11/2022		00:39	0-0	.000	0-0	.000	0-0	.000	0	0	0	0.5	0	0	1	0	0	0	2.6
Fordham	01/15/2022		03:48	0-0	.000	0-0	.000	0-0	.000	0	0	0	0.4	0	0	2	0	0	0	2.3
Massachusetts	01/23/2022		05:15	0-2	.000	0-0	.000	2-4	.500	1	1	2	0.6	0	0	0	0	1	2	2.3
at Duquesne	01/29/2022		03:38	1-3	.333	0-0	.000	0-0	.000	0	0	0	0.5	1	0	1	0	0	2	2.3
La Salle	02/16/2022		04:35	3-3	1.000	0-0	.000	0-0	.000	1	2	3	0.8	1	1	0	0	1	6	2.6
Totals		1	62:21	13-27	.481	0-1	.000	5-9	.556	4	5	9	0.8	8	2	4	0	5	31	2.6

Player Averages

Games Played	Minutes/game	Points/game	FG Pct	3FG Pct	FT Pct	Rebounds/game	Assists/game	Turnovers/game	Assist/Turnover ratio	Steals/game	Blocks/game
12	5.2	2.6	48.1	0.0	55.6	0.8	0.2	0.3	0.5	0.4	0.0

Strickland's Career Stats				Field Goals		3-Point		F-Throws		Rebounds				Scoring						
SEASON	TEAM	GP-GS	MIN/AVG	FG-FGA	FG%	3FG-3FGA	3FG%	FT-FTA	FT%	OFF	DEF	TOT	AVG	PF-FO	A	TO	BLK	STL	PTS	AVG
2020-21	SLU	7-0	51/7.3	7-14	.500	0-0	.000	4-8	.500	3	7	10	1.4	6-0	2	2	1	7	18	2.6
2021-22	SLU	12-1	62/5.2	13-27	.481	0-1	.000	5-9	.556	4	5	9	0.8	8-0	2	4	0	5	31	2.6
TOTAL		19-1	114/6.0	20-41	.488	0-1	.000	9-17	.529	7	12	19	1.0	14-0	4	6	1	12	49	2.6


SEASON/CAREER HIGHS
POINTS

SEASON:
CAREER: 33 at Saint Joseph's, 2/1/20

REBOUNDS

SEASON:
CAREER: 9 at Boston College, 11/27/19

ASSISTS

SEASON:
CAREER: 5 vs. LSU, 11/28/20

STEALS

SEASON:
CAREER: 3 at La Salle, 2/3/21

BLOCKS

SEASON:
CAREER: 2, twice

FIELD GOALS MADE

SEASON:
CAREER: 10 vs. LSU, 11/28/20

FIELD GOAL ATTEMPTS

SEASON:
CAREER: 19, twice

3-PT. FIELD GOALS MADE

SEASON:
CAREER: 5 at Davidson, 1/22/20

3-PT. FIELD GOALS ATTEMPTED

SEASON:
CAREER: 10 vs. St. Bonaventure, 2/6/21

FREE THROWS MADE

SEASON:
CAREER: 13 at Saint Joseph's, 2/1/20

FREE THROWS ATTEMPTED

SEASON:
CAREER: 14, twice

MINUTES PLAYED

SEASON:
CAREER: 39 at VCU, 2/23/21

3 • JAVONTE PERKINS

Senior • G/F • 6-6 • 195 • St. Louis, Mo. • SWIC | MAJOR: Sociology


CURRENT SEASON | 2021-22

- Suffered a torn ACL in the Billikens' exhibition opener on Oct. 26 against Rockhurst and will miss the rest of the season.
- Preseason first-team All-Conference.

2020-21 • Senior

- Started all 21 games and led the Billikens in scoring (17.1 ppg).
- Second-team All-Conference selection.
- Through two seasons as a Billiken, ranks 10th in school history with a 15.9 career scoring average.
- Shot .456 from the field, .376 from 3-point range and an A-10-leading .866 from the free-throw line.
- His .866 mark from the charity stripe was sixth in a single season in school history and fourth among seniors in a single season.
- Averaged 18.3 ppg in the Billikens' 13 home games, a Chaifetz Arena record.
- Hit 50 percent of his shots from 3-point range (29-58) at home, a Chaifetz Arena record.
- Named A-10 Player of the Week Nov. 30.
- Scored in double figures in all but one game and scored 20 points or more seven times.
- Dropped a season-high 32 points, one point off of his career high, in the win against LSU.
- Scored 20 points in the win over NC State.
- Turned in 21 points in the win at home against St. Bonaventure.
- Was 8-of-10 from the field and 3-of-4 from distance en route to 19 points in the home victory vs. La Salle.
- Pumped in 25 points in the A-10 quarterfinal round victory against UMass.
- Had 21 points in the NIT game versus Mississippi State.
- Pulled down a season-high seven rebounds in consecutive games against Dayton, VCU and Richmond.

2019-20 • Junior

- Third-team All-Conference selection (Atlantic 10).
- Voted A-10 Sixth Man of the Year.
- Two-time A-10 Player of the Week (Feb. 3, 2020 and Feb. 24, 2020).

- Led the Billikens with 18.2 ppg in A-10 play, a school record.
- Scored in double figures in all but two A-10 games.
- Had seven 20+ scoring games in league play.
- Fifth in the A-10 in scoring in league games.
- Fourth in the A-10 with 119 free throws made.
- Led the team in scoring in a team-high 12 games.
- His 465 points were the 10th most by a junior in school history.
- During A-10 play, shot 49.3 percent from the field, 41.2 percent from 3-point range and 77.9 percent from the stripe.
- Scored 33 points at Saint Joseph's, the most ever by a Billiken in an A-10 road game.
- Became the first Billiken in 20 years to registered back-to-back 25-point scoring outputs when he did so against Dayton and Davidson.
- Scored 25 points in the home win against VCU.
- Turned in 25 points in the road victory at George Mason.

Prior to SLU

- Played two seasons at Southwestern Illinois College (SWIC) in Belleville.
- SWIC's all-time leading scorer.
- Finished third in scoring in the NJCAA as a sophomore with 26.4 ppg.
- Shot 53.7 percent from the field and 36 percent from the arc last season for the Blue Storm.
- Brought down nearly 8.0 rebounds per game and distributed close to 3.0 assists per game in 2018-19.
- As a freshman, averaged 20.0 ppg while shooting 60.5 percent from the field, 42.6 percent from 3-point range and 81.4 percent from the line.
- Prepped at Miller Career Academy in St. Louis.
- As a senior in 2016-17, Perkins led the Phoenix with 20.8 ppg and 15.6 rpg.
- He also led the team in scoring as a junior (15.7 ppg) and sophomore (13.0 ppg).

Perkins' Career Stats				Field Goals		3-Point		F-Throws		Rebounds								Scoring		
SEASON	TEAM	GP-GS	MIN/AVG	FG-FGA	FG%	3FG-3FGA	3FG%	FT-FTA	FT%	OFF	DEF	TOT	AVG	PF-FO	A	TO	BLK	STL	PTS	AVG
2019-20	SLU	31-1	849/27.4	153-345	.443	40-114	.351	119-155	.768	35	72	107	3.5	83-1	22	36	9	24	465	15.0
2020-21	SLU	21-21	639/30.4	132-284	.465	38-101	.376	58-67	.866	15	66	81	3.9	50-1	38	30	11	15	360	17.1
TOTAL		52-22	1488/28.6	285-629	.453	78-215	.363	177-222	.797	50	138	188	3.6	133-2	60	66	20	39	825	15.9



5 • FRANCIS OKORO

Junior • F • 6-9 • 235 • Imo, Nigeria | Oregon | MAJOR: Environmental Studies

SEASON/CAREER HIGHS

POINTS

SEASON: 23 at Richmond, 2/25/22
CAREER: 23 at Richmond, 2/25/22

REBOUNDS

SEASON: 15 at Richmond, 2/25/22
CAREER: 17 vs. Montana, 12/18/19

ASSISTS

SEASON: 1, eight times
CAREER: 1, 21 times

STEALS

SEASON: 3 vs. Richmond, 1/2/22
CAREER: 3 vs. Richmond, 1/2/22

BLOCKS

SEASON: 4 vs. Iona, 1/8/22
CAREER: 6 vs. Utah, 3/14/19

FIELD GOALS MADE

SEASON: 9 vs. GW, 1/26/22
CAREER: 9 vs. GW, 1/26/22

FIELD GOAL ATTEMPTS

SEASON: 14 vs. GW, 1/26/22
CAREER: 14 vs. GW, 1/26/22

3-PT. FIELD GOALS MADE

SEASON:
CAREER:

3-PT. FIELD GOALS ATTEMPTED

SEASON:
CAREER:

FREE THROWS MADE

SEASON: 7, twice
CAREER: 7, twice

FREE THROWS ATTEMPTED

SEASON: 8, three times
CAREER: 8, three times

MINUTES PLAYED

SEASON: 26 at Richmond, 2/25/22
CAREER: 36 at Richmond, 2/25/22

CURRENT SEASON | 2021-22

- Billikens' leading rebounder.
- Second on team in scoring in A-10 games only.
- A-10 Player of the Week after averaging a double-double in games against Saint Joseph's and Richmond.
- Scored a career-high 23 points and pulled down a season-best 15 rebounds at Richmond for his sixth double-double.
- Also had double-doubles in A-10 play vs. George Washington and Fordham.
- Had 13 points, 14 rebounds and blocked four shots vs. Iona.
- Finished with 17 points on 7-of-8 shooting vs. Boston College.
- Had his first double-double as a Billiken with 11 points and 12 rebounds against Eastern Illinois.
- Finished 8-of-9 from the field for 18 points against Harris-Stowe.

2019-20 • Sophomore (at Oregon)

- Appeared in 29 contests (18 starts) and averaged 3.3 ppg and 4.2 rpg.
- Shot 53.7 percent from the field (26-of-67).
- Had a career-high 17 rebounds and tied a then-career high with 12 points in the Ducks' win against Montana.
- That was his first game back after traveling to Nigeria for the memorial service for his father, Francis, who passed away in December.
- Had 10 points and 10 rebounds against Fresno State.

2018-19 • Freshman (at Oregon)

- Appeared in 37 games his freshman season (22 starts), averaging 3.1 ppg and 3.2 rpg.
- His insertion into the starting lineup in February helped spark a 10-game winning streak.
- Tied a Pac-12 Tournament record with a career-high six blocked shots against Utah.
- Turned in nine points and 10 rebounds against Washington.
- Registered a season-high 10 points against Portland State and matched it later in the year against Arizona.

PREVIOUS

- Was raised in Imo, Nigeria, and came to the United States prior to high school to live with family in Normal, Illinois.
- Played for Bradley Beal Elite in the Nike EYBL with Billiken teammates Yuri Collins, Terrence Hargrove and Fred Thatch.
- Consensus four-star recruit and was listed as the No. 24 recruit in ESPN's top 60 in 2019 before reclassifying for 2018.
- Touted as the eight-best center in the nation by ESPN coming out of high school.
- For BBE in 2017, averaged 8.7 ppg and 9.0 rpg while also blocking 39 shots in 21 games.
- Earned All-State honors as senior at Normal West High School after averaging 15.7 ppg and 12.4 rpg.

2021-22 Game-by-Game Stats

Opponent	Date	GS	MIN	Total		3-Pointers		Free throws		Rebounds				PF	A	TO	BLK	STL	PTS	AVG
				FG-FGA	PCT	3FG-3FGA	PCT	FT-FTA	PCT	OFF	DEF	TOT	AVG							
Central Ark.	11/09/2021		17:12	1-5	.200	0-0	.000	2-4	.500	2	5	7	7.0	2	1	0	1	0	4	4.0
Harris-Stowe	11/10/2021		14:18	8-9	.889	0-0	.000	2-2	1.000	4	4	8	7.5	4	0	1	1	1	18	11.0
Eastern Ill.	11/12/2021		18:11	2-4	.500	0-0	.000	7-8	.875	6	6	12	9.0	4	1	1	1	1	11	11.0
at Memphis	11/16/2021		22:22	1-6	.167	0-0	.000	5-6	.833	9	4	13	10.0	3	0	1	3	2	7	10.0
Mercer	11/20/2021		21:26	1-2	.500	0-0	.000	5-6	.833	1	4	5	9.0	3	0	1	3	1	7	9.4
vs Illinois St.	11/23/2021		21:45	2-3	.667	0-0	.000	2-5	.400	4	5	9	9.0	1	0	0	0	1	6	8.8
vs SFA	11/24/2021		16:09	0-3	.000	0-0	.000	0-0	.000	1	1	2	8.0	5	0	1	3	0	0	7.6
at Boise St.	11/30/2021		28:14	3-7	.429	0-0	.000	2-2	1.000	1	3	4	7.5	4	1	1	0	0	8	7.6
UAB	12/04/2021		21:39	3-5	.600	0-0	.000	6-8	.750	2	3	5	7.2	1	1	0	1	0	12	8.1
Belmont	12/07/2021		05:08	1-3	.333	0-0	.000	0-0	.000	2	0	2	6.7	2	0	1	0	1	2	7.5
Boston College	12/11/2021		28:28	7-8	.875	0-0	.000	3-3	1.000	1	5	6	6.6	4	0	2	3	1	17	8.4
Auburn	12/18/2021		26:48	5-9	.556	0-0	.000	2-6	.333	6	2	8	6.8	2	0	0	1	0	12	8.7
Richmond	01/02/2022	*	29:54	4-7	.571	0-0	.000	1-1	1.000	1	7	8	6.8	2	1	0	1	3	9	8.7
Iona	01/08/2022	*	28:50	5-8	.625	0-0	.000	3-4	.750	5	9	14	7.4	4	0	3	4	0	13	9.0
at Dayton	01/11/2022	*	36:03	3-8	.375	0-0	.000	1-1	1.000	3	5	8	7.4	1	0	1	3	0	7	8.9
Fordham	01/15/2022	*	23:25	5-9	.556	0-0	.000	1-1	1.000	0	10	10	7.6	3	0	2	0	0	11	9.0
at Massachusetts	01/20/2022	*	20:42	7-11	.636	0-0	.000	2-2	1.000	2	5	7	7.5	5	0	1	0	0	16	9.4
Massachusetts	01/23/2022	*	13:47	0-1	.000	0-0	.000	1-2	.500	2	4	6	7.4	2	0	1	1	0	1	8.9
George Washington	01/26/2022	*	33:52	9-14	.643	0-0	.000	4-4	1.000	4	7	11	7.6	2	1	2	0	1	22	9.6
at Duquesne	01/29/2022	*	18:22	7-9	.778	0-0	.000	0-0	.000	2	6	8	7.7	4	0	1	1	2	14	9.9
at George Mason	02/02/2022	*	24:12	6-8	.750	0-0	.000	2-2	1.000	4	5	9	7.7	5	1	0	1	1	14	10.0
Dayton	02/05/2022	*	21:12	2-3	.667	0-0	.000	1-2	.500	2	5	7	7.7	3	1	0	2	0	5	9.8
at La Salle	02/08/2022	*	25:50	9-11	.818	0-0	.000	1-1	1.000	1	6	7	7.7	4	0	0	2	0	19	10.2
St. Bonaventure	02/11/2022	*	24:54	6-10	.600	0-0	.000	2-3	.667	1	3	4	7.5	1	0	3	1	1	14	10.4
at St. Bonaventure	02/14/2022	*	27:24	5-8	.625	0-0	.000	4-4	1.000	2	5	7	7.5	2	0	3	0	0	14	10.5
La Salle	02/16/2022	*	22:04	2-3	.667	0-0	.000	2-3	.667	1	5	6	7.4	2	0	1	0	1	6	10.3
at Davidson	02/19/2022	*	26:49	4-8	.500	0-0	.000	1-2	.500	2	9	11	7.6	4	0	1	0	0	9	10.3
Saint Joseph's	02/22/2022	*	28:46	6-11	.545	0-0	.000	3-4	.750	3	7	10	7.6	3	2	0	3	1	15	10.5
at Richmond	02/25/2022	*	35:46	8-11	.727	0-0	.000	7-8	.875	4	11	15	7.9	3	0	3	0	0	23	10.9
at Rhode Island	03/02/2022	*	23:59	3-8	.375	0-0	.000	3-5	.600	1	6	7	7.9	4	1	2	1	0	9	10.8
VCU	03/05/2022		21:41	3-5	.600	0-0	.000	2-2	1.000	2	4	6	7.8	4	0	1	1	1	8	10.7
Totals		18	719:12	128-217	.590	0-0	.000	77-101	.762	81	161	242	7.8	93	11	34	38	19	333	10.7

Okoro's Career Stats				Field Goals		3-Point		F-Throws		Rebounds				Scoring						
SEASON	TEAM	GP-GS	MIN/AVG	FG-FGA	FG%	3FG-3FGA	3FG%	FT-FTA	FT%	OFF	DEF	TOT	AVG	PF-FO	A	TO	BLK	STL	PTS	AVG
2018-19	Oregon	37-22	500/13.5	45-96	.469	0-0	.000	23-49	.469	49	70	119	3.2	65-1	6	26	20	7	113	3.1
2019-20	Oregon	29-18	496/17.1	36-67	.537	0-0	.000	24-51	.471	50	71	121	4.2	68-3	7	19	22	9	96	3.3
2021-22	SLU	31-18	719/23.2	128-217	.590	0-0	.000	77-101	.762	81	161	242	7.8	93-3	11	34	38	19	333	10.7
TOTAL FOR SLU		31-18	719/23.2	128-217	.590	0-0	.000	77-101	.762	81	161	242	7.8	93-3	11	34	38	19	333	10.7
TOTAL		97-58	1715/17.7	209-380	.550	0-0	.000	124-201	.617	180	302	482	5.0	226-7	24	79	80	35	542	5.6



11 • RASHAD WILLIAMS



Junior • G • 6-2 • 185 • Detroit, Mich. | Oakland | MAJOR: Communication

SEASON/CAREER HIGHS

POINTS

SEASON: 9 vs. Harris-Stowe, 11/10/21
CAREER: 37 vs. Detroit Mercy, 1/31/20

REBOUNDS

SEASON: 2 vs. Harris-Stowe, 11/10/21
CAREER: 9 at Green Bay, 3/5/20

ASSISTS

SEASON: 6 vs. Harris-Stowe, 11/10/21
CAREER: 6 vs. Harris-Stowe, 11/10/21

STEALS

SEASON: 1 at George Mason, 2/2/22
CAREER: 4, twice

BLOCKS

SEASON:
CAREER: 1 at Oakland, 2/2/19

FIELD GOALS MADE

SEASON: 3 vs. Harris-Stowe, 11/10/21
CAREER: 12 at Michigan State, 12/13/20

FIELD GOAL ATTEMPTS

SEASON: 8 vs. Harris-Stowe, 11/10/21
CAREER: 28 at Michigan State, 12/13/20

3-PT. FIELD GOALS MADE

SEASON: 3 vs. Harris-Stowe, 11/10/21
CAREER: 10 at Oklahoma State, 12/5/20

3-PT. FIELD GOALS ATTEMPTED

SEASON: 7 vs. Harris-Stowe, 11/10/21
CAREER: 20 at Oklahoma State, 12/5/20

FREE THROWS MADE

SEASON: 2 vs. GW, 1/26/22
CAREER: 14 at Detroit Mercy, 1/31/20

FREE THROWS ATTEMPTED

SEASON: 2 vs. GW, 1/26/22
CAREER: 15 at Detroit Mercy, 1/31/20

MINUTES PLAYED

SEASON: 23 vs. Harris-Stowe, 11/10/21
CAREER: 49 vs. Green Bay, 2/23/20

CURRENT SEASON | 2021-22

- Has appeared in 17 games this season, including 11 in conference play.
- Knocked down a pair of treys in the win at Duquesne.
- Hit a big 3-pointer in the second half at UMass.
- Drained two 3-pointers against Central Arkansas and three against Harris-Stowe.

2020-21 • Junior (at Oakland)

- Appeared in 28 games and made 25 starts.
- Averaged 13.6 ppg.
- Scored in double-figures 16 times and had eight games with 20 or more points.
- Led the nation with 277 3-point attempts.
- His 94 made 3-pointers was fifth in the country.
- Two-time Horizon League Player of the Week.
- Drained 10 3-pointers en route to 32 points at Oklahoma State.
- Recorded 36 points at Michigan State.

2019-20 • Sophomore (at Oakland)

- Appeared in 15 games after being named eligible by the NCAA in the second semester.
- Averaged 19.5 ppg in the limited season, scoring in double figures in all but one game.
- Drained a team-high 61 3-pointers.
- Scored a career-high 37 points against Detroit Mercy and drew Horizon League Player of the Year honors.
- Had 34 points after making 11 of 19 shots at NKU.

2018-19 • Freshman (at Cleveland State)

- Named to the Horizon League All-Freshman team.
- Played in 31 games with nine starts.
- Turned in 10.8 ppg and shot better than 40 percent from 3-point range.
- Led the Horizon League in 3-point field goal percentage (.408).
- Drained 91 3-pointers to set a Cleveland State freshman record.
- Scored in double-figures on 18 occasions.
- Turned in a season-high 25 points, thanks in part to seven 3s, at Illinois State.

Previous

- Michigan Mr. Basketball candidate at Wayne Memorial High School.
- Averaged 23.7 points and 6.7 assists his senior year, shooting better than 50 percent (77-153) from 3-point range.
- Honorable-mention All-State and Detroit Free Press All-West first team pick.
- Led team to its first district title in 21 years and was first player to earn AP All-State honors in 20 years.
- Helped Wayne Memorial to a 35-12 record in his two years.
- Played his freshman and sophomore seasons at Romulus High School.

2021-22 Game-by-Game Stats

Opponent	Date	GS	MIN	Total		3-Pointers		Free throws		Rebounds			PF		A	TO	BLK	STL	PTS	AVG
				FG-FGA	PCT	3FG-3FGA	PCT	FT-FTA	PCT	OFF	DEF	TOT	AVG							
Central Ark.	11/09/2021		13:16	2-4	.500	2-4	.500	0-0	.000	0	1	1	1.0	1	0	0	0	0	6	6.0
Harris-Stowe	11/10/2021		23:01	3-8	.375	3-7	.429	0-0	.000	1	1	2	1.5	2	6	1	0	0	9	7.5
Eastern Ill.	11/12/2021		16:53	0-1	.000	0-1	.000	0-0	.000	0	0	0	1.0	1	2	2	0	0	0	5.0
at Memphis	11/16/2021		06:37	0-1	.000	0-1	.000	0-0	.000	0	0	0	0.8	0	0	0	0	0	0	3.8
vs Illinois St.	11/23/2021		02:28	0-1	.000	0-1	.000	0-0	.000	0	1	1	0.8	0	0	0	0	0	0	3.0
at Boise St.	11/30/2021		05:59	1-2	.500	1-2	.500	0-0	.000	0	0	0	0.7	1	0	2	0	0	3	3.0
Richmond	01/02/2022		02:58	0-2	.000	0-2	.000	0-0	.000	0	0	0	0.6	0	0	1	0	0	0	2.6
Fordham	01/15/2022		03:12	0-1	.000	0-1	.000	0-0	.000	0	0	0	0.5	0	0	0	0	0	0	2.3
at Massachusetts	01/20/2022		05:54	1-4	.250	1-4	.250	0-0	.000	0	0	0	0.4	0	0	0	0	0	3	2.3
Massachusetts	01/23/2022		10:51	1-7	.143	1-6	.167	0-0	.000	0	1	1	0.5	0	0	0	0	0	3	2.4
George Washington	01/26/2022		09:09	0-5	.000	0-4	.000	2-2	1.000	0	0	0	0.5	1	1	0	0	0	2	2.4
at Duquesne	01/29/2022		12:42	2-6	.333	2-5	.400	0-0	.000	0	0	0	0.4	2	0	1	0	0	6	2.7
at George Mason	02/02/2022		10:02	1-4	.250	1-3	.333	0-0	.000	1	1	2	0.5	0	0	0	0	1	3	2.7
Dayton	02/05/2022		02:56	1-3	.333	1-3	.333	0-0	.000	0	0	0	0.5	0	0	0	0	0	3	2.7
St. Bonaventure	02/11/2022		04:38	0-1	.000	0-1	.000	0-0	.000	0	0	0	0.5	1	0	0	0	0	0	2.5
La Salle	02/16/2022		10:41	0-0	.000	0-0	.000	0-0	.000	0	1	1	0.5	0	2	1	0	0	0	2.4
at Davidson	02/19/2022		02:35	1-1	1.000	1-1	1.000	0-0	.000	0	1	1	0.5	2	0	1	0	0	3	2.4
Totals		0	143:52	13-51	.255	13-46	.283	2-2	1.000	2	7	9	0.5	11	11	9	0	1	41	2.4

Player Averages

Games Played	Minutes/game	Points/game	FG Pct	3FG Pct	FT Pct	Rebounds/game	Assists/game	Turnovers/game	Assist/Turnover ratio	Steals/game	Blocks/game
17	8.5	2.4	25.5	28.3	100.0	0.5	0.6	0.5	1.2	0.1	0.0

Williams' Career Stats				Field Goals		3-Point		F-Throws		Rebounds				Scoring						
SEASON	TEAM	GP-GS	MIN/AVG	FG-FGA	FG%	3FG-3FGA	3FG%	FT-FTA	FT%	OFF	DEF	TOT	AVG	PF-FO	A	TO	BLK	STL	PTS	AVG
2018-19	CSU	31-9	728/23.5	111-274	.405	91-223	.408	23-30	.767	3	54	57	1.8	48-0	23	39	1	18	336	10.8
2019-20	Oak	15-15	574/38.3	86-251	.343	61-189	.323	59-69	.855	1	45	46	3.1	36-1	27	40	0	10	292	19.5
2020-21	Oak	28-25	797/28.5	125-362	.345	94-277	.339	37-47	.787	3	40	43	1.5	36-1	25	42	0	22	381	13.6
2021-22	SLU	17-0	144/8.5	13-51	.255	13-46	.283	2-2	1.000	2	7	9	0.5	11-0	11	9	0	1	41	2.4
TOTAL FOR SLU		17-0	144/8.5	13-51	.255	13-46	.283	2-2	1.000	2	7	9	0.5	11-0	11	9	0	1	41	2.4
TOTAL		91-49	2243/24.7	335-938	.357	259-735	.352	121-148	.818	9	146	155	1.7	131-2	86	130	1	51	1050	11.5



SEASON/CAREER HIGHS

POINTS

SEASON: 19 vs. SFA, 11/24/21
CAREER: 20 vs. Northeastern, 2/13/20

REBOUNDS

SEASON: 8 vs. SFA, 11/24/21
CAREER: 13 vs. Charleston, 2/22/20

ASSISTS

SEASON: 2, three times
CAREER: 3 vs. La Salle, 2/18/21

STEALS

SEASON: 3 vs. Eastern Illinois, 11/12/21
CAREER: 3, twice

BLOCKS

SEASON: 4 vs. UAB, 12/4/21
CAREER: 4 vs. UAB, 12/4/21

FIELD GOALS MADE

SEASON: 5, twice
CAREER: 9, twice

FIELD GOAL ATTEMPTS

SEASON: 8, three times
CAREER: 13 vs. JMU, 2019-20

3-PT. FIELD GOALS MADE

SEASON:
CAREER:

3-PT. FIELD GOALS ATTEMPTED

SEASON: 1 vs. Harris-Stowe, 11/10/21
CAREER: 1 vs. Harris-Stowe, 11/10/21

FREE THROWS MADE

SEASON: 9 vs. SFA, 11/24/21
CAREER: 9 vs. SFA, 11/24/21

FREE THROWS ATTEMPTED

SEASON: 12 vs. SFA, 11/24/21
CAREER: 12 vs. SFA, 11/24/21

MINUTES PLAYED

SEASON: 27 vs. SFA, 11/24/21
CAREER: 35 vs. Drexel, 2019-20

12 • MARTEN LINSSEN

Junior • F • 6-8 • 240 • Dusseldorf, Germany | UNC Wilmington | MBA Candidate



CURRENT SEASON | 2021-22

- Has appeared in 27 games with 13 starts.
- Was 3-of-3 from the field to help account for his 10 points in the home game vs. St. Bonaventure.
- Hit all five of his shots from the field en route to a team-high 17 points against Dayton.
- Had nine points and seven rebounds against Belmont.
- Turned in 11 points and set a career high with four blocked shots against UAB.
- Scored a season-high 19 points in the Cancun Challenge title game against SFA & named to All-Tournament team.
- Was 4-of-4 from the field en route to eight points against Central Arkansas.

2020-21 • Junior

- Named to the Atlantic 10 Commissioner's Honor Roll.
- Appeared in all 21 games and averaged 5.5ppg and 2.1rpg.
- Shot 64.6 percent (42-65) from the field and 80 percent (32-40) from the free-throw line.
- Started the first two games of the season for Hasahn French who was recovering from an injury.
- Turned in a season-high 11 points in the season-opening win against SIUE.

2019-20 • Sophomore (at UNC Wilmington)

- Appeared in 32 games (29 starts) for the Seahawks.
- Averaged 10.5 ppg and 4.6 rpg.
- Second in the CAA in field goal percentage (.596).
- Scored in double-figures in 17 games and turned in two double-doubles.
- Had a career-high 20 points at Northeastern.
- Turned in 16 points and 13 rebounds against Charleston.
- Averaged 14.6 ppg over the last seven games of the season.

2018-19

- Sat out season per NCAA transfer regulations.

2017-18 • Freshman (at Valparaiso)

- Played in 22 games for the Crusaders.
- Averaged 2.0 ppg and 2.0 rpg.
- Had a season-high 12 points (5-of-5 shooting from the field) and season-best seven boards in a win over Kent State.

PREVIOUS

- Played on Germany's U18 team at the 206 European Championships.
- Member of Bayer Giants Leverkusen.
- Selected to 2017 NBBL All-Star team after averaging 12.8 ppg and 8.9 rpg.

2021-22 Game-by-Game Stats

Opponent	Date	GS	MIN	Total		3-Pointers		Free throws		Rebounds				PF	A	TO	BLK	STL	PTS	AVG	
				FG-FGA	PCT	3FG-3FGA	PCT	FT-FTA	PCT	OFF	DEF	TOT	AVG								
Central Ark.	11/09/2021	*	12:47	4-4	1.000	0-0	.000	0-0	.000	0	1	1	1.0	2	0	1	0	1	8	8.0	
Harris-Stowe	11/10/2021	*	15:46	4-6	.667	0-1	.000	4-4	1.000	1	2	3	2.0	0	2	0	1	2	12	10.0	
Eastern Ill.	11/12/2021	*	15:17	5-8	.625	0-0	.000	5-6	.833	2	2	4	2.7	3	1	2	1	3	15	11.7	
at Memphis	11/16/2021	*	15:49	4-8	.500	0-0	.000	3-4	.750	4	2	6	3.5	5	0	1	1	0	11	11.5	
Mercer	11/20/2021	*	18:18	3-6	.500	0-0	.000	3-4	.750	3	2	5	3.8	2	1	1	1	1	9	11.0	
vs Illinois St.	11/23/2021	*	17:28	3-5	.600	0-0	.000	4-4	1.000	2	3	5	4.0	3	1	0	0	0	10	10.8	
vs SFA	11/24/2021	*	27:26	5-8	.625	0-0	.000	9-12	.750	2	6	8	4.6	3	1	1	2	1	19	12.0	
at Boise St.	11/30/2021	*	16:46	1-4	.250	0-0	.000	5-6	.833	2	3	5	4.6	5	0	2	1	0	7	11.4	
UAB	12/04/2021	*	18:21	4-6	.667	0-0	.000	3-4	.750	0	2	2	4.3	2	2	1	4	0	11	11.3	
Belmont	12/07/2021	*	25:44	4-7	.571	0-0	.000	1-2	.500	1	6	7	4.6	4	2	1	1	1	9	11.1	
Boston College	12/11/2021	*	11:32	1-1	1.000	0-0	.000	2-2	1.000	2	1	3	4.5	4	0	2	0	0	4	10.5	
Auburn	12/18/2021	*	13:12	2-7	.286	0-0	.000	2-2	1.000	2	1	3	4.3	1	0	0	0	0	6	10.1	
at Massachusetts	01/20/2022		09:00	1-1	1.000	0-0	.000	0-0	.000	1	1	2	4.2	2	1	1	0	0	2	9.5	
Massachusetts	01/23/2022		15:46	2-6	.333	0-0	.000	4-4	1.000	2	2	4	4.1	1	0	1	1	0	8	9.4	
George Washington	01/26/2022		16:40	1-3	.333	0-0	.000	2-2	1.000	3	2	5	4.2	2	1	0	0	0	4	9.0	
at Duquesne	01/29/2022		09:48	1-4	.250	0-0	.000	1-2	.500	3	1	4	4.2	4	0	0	0	0	3	8.6	
at George Mason	02/02/2022		11:44	1-2	.500	0-0	.000	3-4	.750	0	3	3	4.1	5	0	0	0	0	5	8.4	
Dayton	02/05/2022		18:48	5-5	1.000	0-0	.000	7-8	.875	0	2	2	4.0	2	1	0	1	0	17	8.9	
at La Salle	02/08/2022		08:55	0-2	.000	0-0	.000	1-2	.500	0	2	2	3.9	3	1	2	0	0	1	8.5	
St. Bonaventure	02/11/2022		15:06	3-3	1.000	0-0	.000	4-6	.667	0	3	3	3.9	2	0	0	0	0	10	8.6	
at St. Bonaventure	02/14/2022		12:36	1-1	1.000	0-0	.000	2-2	1.000	0	1	1	3.7	2	1	2	0	0	4	8.3	
La Salle	02/16/2022		14:05	2-3	.667	0-0	.000	0-0	.000	0	6	6	3.8	3	1	1	0	1	4	8.1	
at Davidson	02/19/2022		13:11	1-5	.200	0-0	.000	0-0	.000	1	5	6	3.9	2	0	0	0	0	2	7.9	
Saint Joseph's	02/22/2022		11:14	3-5	.600	0-0	.000	0-1	.000	0	2	2	3.8	2	1	1	1	0	6	7.8	
at Richmond	02/25/2022		04:14	1-1	1.000	0-0	.000	2-2	1.000	1	0	1	3.7	2	0	1	0	0	4	7.6	
at Rhode Island	03/02/2022		16:01	1-4	.250	0-0	.000	3-4	.750	3	2	5	3.8	4	0	2	0	1	5	7.5	
VCU	03/05/2022	*	18:19	2-5	.400	0-0	.000	2-4	.500	0	6	6	3.9	1	1	2	2	0	6	7.5	
Totals			13	403:54	65-120	.542	0-1	.000	72-91	.791	35	69	104	3.9	71	18	25	17	11	202	7.5

Linssen's Career Stats				Field Goals		3-Point		F-Throws		Rebounds				Scoring						
SEASON	TEAM	GP-GS	MIN/AVG	FG-FGA	FG%	3FG-3FGA	3FG%	FT-FTA	FT%	OFF	DEF	TOT	AVG	PF-FO	A	TO	BLK	STL	PTS	AVG
2017-18	VALPO	22-0	163/7.4	13-30	.433	0-0	.000	19-33	.576	15	29	44	2.0	39-2	6	15	7	12	45	2.0
2019-20	UNCW	32-29	660/20.6	136-228	.596	0-0	.000	65-93	.699	56	90	146	4.6	86-4	13	30	23	17	337	10.5
2020-21	SLU	21-2	247/11.8	42-65	.646	0-0	.000	32-40	.800	23	21	44	2.1	50-2	8	20	10	5	116	5.5
2021-22	SLU	27-13	404/15.0	65-120	.542	0-1	.000	72-91	.791	35	69	104	3.9	71-3	18	25	17	11	202	7.5
TOTAL FOR SLU		48-15	651/13.6	107-185	.578	0-1	.000	104-131	.794	58	90	148	3.1	121-5	26	45	27	16	318	6.6
TOTAL		102-44	1474/14.4	256-443	.578	0-1	.000	188-257	.732	129	209	338	3.3	246-11	45	90	57	45	700	6.9



SEASON/CAREER HIGHS

POINTS

SEASON: 5 vs. Harris-Stowe, 11/10/21
CAREER: 5 vs. Harris-Stowe, 11/10/21

REBOUNDS

SEASON: 2, twice
CAREER: 2, twice

ASSISTS

SEASON: 2 vs. Harris-Stowe, 11/10/21
CAREER: 2 vs. Harris-Stowe, 11/10/21

STEALS

SEASON: 1 vs. Harris-Stowe, 11/10/21
CAREER: 1, twice

BLOCKS

SEASON:
CAREER:

FIELD GOALS MADE

SEASON: 2 vs. Harris-Stowe, 11/10/21
CAREER: 2 vs. Harris-Stowe, 11/10/21

FIELD GOAL ATTEMPTS

SEASON: 2 vs. Harris-Stowe, 11/10/21
CAREER: 2, twice

3-PT. FIELD GOALS MADE

SEASON: 1, twice
CAREER: 1, twice

3-PT. FIELD GOALS ATTEMPTED

SEASON: 1, twice
CAREER: 2 vs. SIUE, 11/25/20

FREE THROWS MADE

SEASON:
CAREER: 2 vs. SIUE, 11/25/20

FREE THROWS ATTEMPTED

SEASON:
CAREER: 2 vs. SIUE, 11/25/20

MINUTES PLAYED

SEASON: 17 vs. Harris-Stowe, 11/10/21
CAREER: 17 vs. Harris-Stowe, 11/10/21

13 • ANDRE LORENTSSON

Freshman • F • 6-8 • 215 • Gothenburg, Sweden • Rig Mark Kinna | MAJOR: Deciding



CURRENT SEASON | 2021-22

- Has appeared in seven games for the Billikens.
- Had a dunk late in the home win against La Salle.
- Hit a 3-pointer in the win over Eastern Illinois.
- Recorded his first collegiate field goals in the Harris-Stowe game, finishing with a career-best five points.

2020-21 • Freshman

- Named to the Atlantic 10 Commissioner's Honor Roll.
- Appeared in four games for the Billikens.
- Hit a pair of free throws for his first collegiate points in the season opener against SIUE.
- Also appeared in wins against Arkansas-Pine Bluff, Fordham and La Salle.

PREVIOUS

- Competed in the National Prep School Invitational in Rhode Island in January with RIG Mark Kinna and posted a 2-1 record.
- Averaged 20 ppg in the NPSI, with a large portion of his scoring coming from beyond the arc.
- Averaged 17.7 ppg on 55 percent shooting from the field, including a 45 percent (44-97) mark from 3-point range last season.
- Averaged more than 6.0 rebounds per game while dishing out better than 3.0 assists per game.
- Also shot 85 percent from the free-throw line.
- Played for Sweden in the U16 European Championship (2017) and the U18 European Championship (2018).

2021-22 Game-by-Game Stats

Opponent	Date	GS	MIN	Total FG-FGA	PCT	3FG-3FGA	PCT	Free throws FT-FTA	PCT	Rebounds OFF DEF TOT AVG	PF	A	TO	BLK	STL	PTS	AVG
Central Ark.	11/09/2021		10:16	0-0	.000	0-0	.000	0-0	.000	0 0 0 0.0	0	1	1	0	0	0	0.0
Harris-Stowe	11/10/2021		16:44	2-2	1.000	1-1	1.000	0-0	.000	0 1 1 0.5	2	2	1	0	1	5	2.5
Eastern Ill.	11/12/2021		05:05	1-1	1.000	1-1	1.000	0-0	.000	0 2 2 1.0	1	0	0	0	0	3	2.7
at Memphis	11/16/2021		01:43	0-0	.000	0-0	.000	0-0	.000	0 0 0 0.0	0	0	0	0	0	0	2.0
Massachusetts	01/23/2022		02:22	0-0	.000	0-0	.000	0-0	.000	0 0 0 0.0	0	1	0	0	0	0	1.6
George Washington	01/26/2022		02:01	1-1	1.000	0-0	.000	0-0	.000	0 2 2 0.8	0	0	0	0	0	2	1.7
La Salle	02/16/2022		03:05	1-1	1.000	0-0	.000	0-0	.000	0 0 0 0.0	0	0	1	0	0	2	1.7
Totals		0	41:16	5-5	1.000	2-2	1.000	0-0	.000	0 5 5 0.7	3	4	3	0	1	12	1.7

Player Averages

Games Played	Minutes/game	Points/game	FG Pct	3FG Pct	FT Pct	Rebounds/game	Assists/game	Turnovers/game	Assist/Turnover ratio	Steals/game	Blocks/game
7	5.9	1.7	100.0	100.0	0.0	0.7	0.6	0.4	1.3	0.1	0.0

Lorentsson's Career Stats				Field Goals		3-Point		F-Throws		Rebounds									Scoring	
SEASON	TEAM	GP-GS	MIN/AVG	FG-FGA	FG%	3FG-3FGA	3FG%	FT-FTA	FT%	OFF	DEF	TOT	AVG	PF-FO	A	TO	BLK	STL	PTS	AVG
2020-21	SLU	4-0	19/4.8	0-4	.000	0-4	.000	2-2	1.000	0	3	3	0.8	3-0	0	0	0	1	2	0.5
2021-22	SLU	7-0	41/5.9	5-5	1.000	2-2	1.000	0-0	.000	0	5	5	0.7	3-0	4	3	0	1	12	1.7
TOTAL		11-0	61/5.5	5-9	.556	2-6	.333	2-2	1.000	0	8	8	0.7	6-0	4	3	0	2	14	1.3


SEASON/CAREER HIGHS
POINTS

SEASON: 19 vs. Harris-Stowe, 11/10/21
CAREER: 19 vs. Harris-Stowe, 11/10/21

REBOUNDS

SEASON: 12 vs. UMass, 1/23/22
CAREER: 12 vs. UMass, 1/23/22

ASSISTS

SEASON: 3, twice
CAREER: 3, twice

STEALS

SEASON: 3 vs. GW, 1/26/22
CAREER: 3 vs. GW, 1/26/22

BLOCKS

SEASON: 2 at George Mason, 2/2/22
CAREER: 2 at George Mason, 2/2/22

FIELD GOALS MADE

SEASON: 7, twice
CAREER: 7, twice

FIELD GOAL ATTEMPTS

SEASON: 14 at Memphis, 11/16/21
CAREER: 14 at Memphis, 11/16/21

3-PT. FIELD GOALS MADE

SEASON: 5, twice
CAREER: 5, twice

3-PT. FIELD GOALS ATTEMPTED

SEASON: 8 vs. Harris-Stowe, 11/10/21
CAREER: 8 vs. Harris-Stowe, 11/10/21

FREE THROWS MADE

SEASON: 8 vs. Iona, 1/8/22
CAREER: 8 vs. Iona, 1/8/22

FREE THROWS ATTEMPTED

SEASON: 8, twice
CAREER: 8, twice

MINUTES PLAYED

SEASON: 37 vs. Auburn, 12/18/21
CAREER: 37 vs. Auburn, 12/18/21

15 • JORDAN NESBITT

Freshman • G • 6-6 • 200 • St. Louis, Mo. • SLCA • Memphis | MAJOR: Deciding


CURRENT SEASON | 2021-22

- Has appeared in 31 games (29 starts) in his first season with the Billikens.
- Fifth on the team in scoring with 8.9 ppg.
- Went for 16 points and set the two with three early 3-pointers in the home win against La Salle.
- Led Billikens with 18 points at St. Bonaventure, which included a 5-7 performance from 3-point range.
- Had 14 points, including 10 in the second half, in the win at George Mason.
- Had the first double-double of his career with 17 points and 12 boards against UMass.
- Played a career-high 34 minutes against Iona and led the Billikens with 15 points, which included a trey and an 8-8 performance from the free-throw line.
- Was 4-7 from the field en route to 12 points vs. Richmond.
- Had 11 points against Auburn, including a clutch game-tying 3-pointer with less than a minute to go.
- Pumped in 19 points and grabbed nine boards against Harris-Stowe.
- Made his Billiken debut against Central Arkansas and went for 15 points and six rebounds.

2020-21 • Freshman (at Memphis)

- Enrolled at Memphis early and joined the team for the spring 2021 semester.
- Played in three games for the Tigers for a total of 12 minutes.
- Hit a 3-pointer against South Florida for his first collegiate points.
- Brought down a pair of rebounds against Central Florida in his collegiate debut.

Previous

- Prepped at St. Louis Christian Academy.
- Prior to enrolling at Memphis, was averaging 16.6 points, 8.7 rebounds and 4.2 assists his senior year at SLCA.
- Averaged a double-double of 25 points and 19 rebounds as a junior for SLCA.
- Four-star prospect and rated No. 48 overall by 247Sports.com.
- Sports Illustrated All-America candidate heading into senior year at SLCA.
- Ran with Bradley Beal Elite on the AAU circuit.

2021-22 Game-by-Game Stats

Opponent	Date	GS	MIN	Total		3-Pointers		Free throws		Rebounds				PF	A	TO	BLK	STL	PTS	AVG	
				FG-FGA	PCT	3FG-3FGA	PCT	FT-FTA	PCT	OFF	DEF	TOT	AVG								
Central Ark.	11/09/2021	*	22:17	6-11	.545	0-3	.000	3-4	.750	2	4	6	6.0	2	0	1	1	0	15	15.0	
Harris-Stowe	11/10/2021	*	17:51	7-11	.636	5-8	.625	0-0	.000	4	5	9	7.5	2	2	0	1	1	19	17.0	
Eastern Ill.	11/12/2021	*	15:55	3-8	.375	0-2	.000	0-1	.000	0	5	5	6.7	2	1	0	0	0	6	13.3	
at Memphis	11/16/2021	*	28:39	3-14	.214	2-6	.333	5-8	.625	1	3	4	6.0	3	3	0	1	2	13	13.3	
Mercer	11/20/2021	*	15:03	0-0	.000	0-0	.000	1-2	.500	0	2	2	5.2	2	2	1	0	0	1	10.8	
vs Illinois St.	11/23/2021	*	23:19	5-7	.714	2-4	.500	2-2	1.000	0	1	1	4.5	4	1	1	0	2	14	11.3	
vs SFA	11/24/2021	*	28:58	4-7	.571	1-2	.500	0-0	.000	0	4	4	4.4	4	1	0	0	0	9	11.0	
at Boise St.	11/30/2021	*	31:39	1-8	.125	1-4	.250	3-4	.750	1	7	8	4.9	1	1	0	1	1	6	10.4	
UAB	12/04/2021	*	22:31	2-8	.250	0-2	.000	0-0	.000	2	3	5	4.9	0	1	0	0	2	4	9.7	
Belmont	12/07/2021	*	27:49	2-4	.500	0-1	.000	3-6	.500	3	2	5	4.9	3	2	1	1	2	7	9.4	
Boston College	12/11/2021	*	26:31	4-9	.444	3-6	.500	0-0	.000	0	2	2	4.6	5	0	3	0	2	11	9.5	
Auburn	12/18/2021	*	37:11	3-13	.231	1-6	.167	4-6	.667	2	4	6	4.8	2	1	3	1	2	11	9.7	
Richmond	01/02/2022	*	24:51	4-7	.571	1-3	.333	3-4	.750	1	2	3	4.6	3	1	0	0	2	12	9.8	
Iona	01/08/2022	*	34:26	3-11	.273	1-3	.333	8-8	1.000	4	1	5	4.6	5	1	2	0	0	15	10.2	
at Dayton	01/11/2022	*	29:52	2-7	.286	1-3	.333	0-2	.000	0	3	3	4.5	4	1	2	0	0	5	9.9	
Fordham	01/15/2022	*	20:40	2-4	.500	1-2	.500	0-0	.000	0	3	3	4.4	3	1	2	0	0	5	9.6	
at Massachusetts	01/20/2022	*	24:57	2-4	.500	2-3	.667	2-2	1.000	2	2	4	4.4	3	0	0	0	0	8	9.5	
Massachusetts	01/23/2022	*	20:22	7-10	.700	0-2	.000	3-5	.600	4	8	12	4.8	4	2	0	1	0	17	9.9	
George Washington	01/26/2022	*	23:21	1-5	.200	0-0	.000	3-4	.750	1	1	2	4.7	0	3	0	0	3	5	9.6	
at Duquesne	01/29/2022	*	24:28	3-7	.429	0-2	.000	1-1	1.000	2	1	3	4.6	1	1	0	1	0	7	9.5	
at George Mason	02/02/2022	*	42:16	4-9	.444	2-6	.333	4-5	.800	1	4	5	4.6	4	1	6	2	2	14	9.7	
Dayton	02/05/2022	*	24:58	1-6	.167	0-2	.000	0-0	.000	1	3	4	4.6	2	0	1	0	1	2	9.4	
at La Salle	02/08/2022	*	34:25	2-5	.400	0-2	.000	4-5	.800	1	3	4	4.6	3	1	0	0	0	8	9.3	
St. Bonaventure	02/11/2022	*	23:46	0-4	.000	0-2	.000	0-0	.000	2	5	7	4.7	2	1	3	1	0	0	8.9	
at St. Bonaventure	02/14/2022	*	34:47	6-11	.545	5-7	.714	1-2	.500	0	1	1	4.5	1	2	2	0	1	18	9.3	
La Salle	02/16/2022	*	23:11	6-10	.600	3-5	.600	1-1	1.000	2	1	3	4.5	4	2	3	0	0	16	9.5	
at Davidson	02/19/2022	*	25:56	2-8	.250	1-3	.333	0-0	.000	1	3	4	4.4	4	1	1	0	0	5	9.4	
Saint Joseph's	02/22/2022	*	22:13	2-4	.500	1-2	.500	0-0	.000	1	1	2	4.4	3	0	1	0	0	5	9.2	
at Richmond	02/25/2022	*	34:09	2-7	.286	0-5	.000	0-0	.000	5	2	7	4.4	1	2	2	0	1	4	9.0	
at Rhode Island	03/02/2022	*	27:59	4-8	.500	0-1	.000	3-4	.750	2	2	4	4.4	2	2	0	0	1	11	9.1	
VCU	03/05/2022	*	07:26	0-0	.000	0-0	.000	2-2	1.000	0	0	0	4.3	1	0	2	0	0	2	8.9	
Totals			29	801:47	93-227	.410	33-97	.340	56-78	.718	45	88	133	4.3	80	37	37	11	25	275	8.9

Nesbitt's Career Stats				Field Goals		3-Point		F-Throws		Rebounds				Scoring						
SEASON	TEAM	GP-GS	MIN/AVG	FG-FGA	FG%	3FG-3FGA	3FG%	FT-FTA	FT%	OFF	DEF	TOT	AVG	PF-FO	A	TO	BLK	STL	PTS	AVG
2020-21	Mem	3-0	12/3.9	1-4	.250	1-3	.333	0-0	.000	0	3	3	1.0	2-0	1	3	0	0	3	1.0
2021-22	SLU	31-29	802/25.9	93-227	.410	33-97	.340	56-78	.718	45	88	133	4.3	80-2	37	37	11	25	275	8.9
TOTAL FOR SLU		31-29	802/25.9	93-227	.410	33-97	.340	56-78	.718	45	88	133	4.3	80-2	37	37	11	25	275	8.9
TOTAL		34-29	814/23.9	94-231	.407	34-100	.340	56-78	.718	45	91	136	4.0	82-2	38	40	11	25	278	8.2



SEASON/CAREER HIGHS

POINTS

SEASON: 21, twice
CAREER: 21, twice

REBOUNDS

SEASON: 13, twice
CAREER: 13, twice

ASSISTS

SEASON: 6 at Davidson, 2/19/22
CAREER: 6 at Davidson, 2/19/22

STEALS

SEASON: 3, three times
CAREER: 5 vs. Duquesne, 3/6/19

BLOCKS

SEASON: 3 vs. GW, 1/26/22
CAREER: 3 vs. GW, 1/26/22

FIELD GOALS MADE

SEASON: 8, three times
CAREER: 8, three times

FIELD GOAL ATTEMPTS

SEASON: 17 at Rhode Island, 3/2/22
CAREER: 17 at Rhode Island, 3/2/22

3-PT. FIELD GOALS MADE

SEASON: 3 at Rhode Island, 3/2/22
CAREER: 4 vs. Oregon State, 12/9/18

3-PT. FIELD GOALS ATTEMPTED

SEASON: 5 at Rhode Island, 3/2/22
CAREER: 5, twice

FREE THROWS MADE

SEASON: 6 at St. Bonaventure, 2/14/22
CAREER: 6 at St. Bonaventure, 2/14/22

FREE THROWS ATTEMPTED

SEASON: 6, three times
CAREER: 8 at Fordham, 1/15/19

MINUTES PLAYED

SEASON: 36 at St. Bonaventure, 2/14/22
CAREER: 37 vs. Oregon State, 12/9/18

20 • FRED THATCH JR.



RS Sophomore • G • 6-3 • 215 • Sikeston, Mo. • Sikeston HS | MAJOR: MBA Candidate

CURRENT SEASON | 2021-22

- In A-10 games, ranks 4th in scoring and 2nd in rebounding.
- Tied career highs of 21 points and 13 rebounds at URI.
- Scored a career-high 21 points on 8-of-11 shooting in the home win vs. La Salle.
- Turned in his first-career double-double with 14 points and 10 rebounds at La Salle.
- Scored 20 points against UMass on 8-of-14 shooting.
- Had nine points against Iona, including the game-winning putback in the final seconds.

2020-21 • Sophomore

- Already earned an undergraduate degree in Sports Business.
- Turned in 5.4 ppg and 3.7 rpg and was 3rd with 17 steals.
- Averaged 6.9 ppg in A-10 games only, fourth on the squad.
- Shot 42.5% from the field and 82.4% from the line.
- Scored a season-high 13 points vs. UMass.
- Turned in 12 points in both games against La Salle.

2019-20 • Sophomore (earned medical hardship waiver)

- Made 6 appearances & received a medical hardship waiver.
- Had season-high 11 points against Eastern Wash. and FGCU.

2018-19 • Freshman

- Named to the Atlantic 10 Commissioner's Honor Roll.
- His 36 games played tied a school record for games played by a freshman.
- Posted 28 steals on the season, including a career-high five in the win against Duquesne.
- Turned in 16 points on 5-of-7 shooting from the field and 4-of-5 from the arch in the win against Oregon State.
- Had seven points, including an emphatic dunk off of a steal, in the win over Butler.
- Scored 12 points in A-10 wins against Dayton and George Washington.

Prior to SLU

- Helped Sikeston HS to the state tournament his senior year.
- Named the Missouri Basketball Coaches Association Player of the Year after averaging more than 25.0 ppg as a senior.
- Became the first Sikeston player in history to record more than 2,000 points, and he is also the school's all-time leader in rebounds, steals and assists.
- Played AAU for the St. Louis Eagles.

2021-22 Game-by-Game Stats

Opponent	Date	GS	MIN	Total		3-Pointers		Free throws		Rebounds				PF	A	TO	BLK	STL	PTS	AVG
				FG-FGA	PCT	3FG-3FGA	PCT	FT-FTA	PCT	OFF	DEF	TOT	AVG							
Central Ark.	11/09/2021		14:24	2-3	.667	0-1	.000	2-3	.667	1	2	3	3.0	2	2	1	0	2	6	6.0
Harris-Stowe	11/10/2021		05:56	0-2	.000	0-1	.000	0-0	.000	0	0	0	1.5	1	0	1	0	1	0	3.0
Eastern Ill.	11/12/2021		19:35	2-6	.333	0-1	.000	0-0	.000	2	7	9	4.0	1	3	1	0	1	4	3.3
at Memphis	11/16/2021		14:50	0-1	.000	0-0	.000	1-4	.250	1	3	4	4.0	2	0	3	0	1	1	2.8
Mercer	11/20/2021		28:46	8-9	.889	0-1	.000	4-6	.667	5	3	8	4.8	2	0	2	1	3	20	6.2
vs Illinois St.	11/23/2021		18:28	3-6	.500	0-0	.000	1-3	.333	2	3	5	4.8	3	0	1	0	1	7	6.3
vs SFA	11/24/2021		20:30	3-7	.429	1-4	.250	1-2	.500	1	3	4	4.7	2	2	0	0	2	8	6.6
at Boise St.	11/30/2021		30:02	4-6	.667	0-1	.000	4-4	1.000	0	5	5	4.8	2	2	0	0	1	12	7.3
UAB	12/04/2021		31:24	4-6	.667	1-2	.500	3-4	.750	0	4	4	4.7	2	1	2	0	1	12	7.8
Belmont	12/07/2021		15:28	0-1	.000	0-0	.000	0-0	.000	0	5	5	4.7	1	1	0	0	1	0	7.0
Boston College	12/11/2021		19:57	2-3	.667	1-1	1.000	0-0	.000	1	5	6	4.8	2	0	1	0	0	5	6.8
Auburn	12/18/2021		08:29	0-1	.000	0-0	.000	0-0	.000	0	0	0	4.4	1	1	2	0	0	0	6.3
Richmond	01/02/2022	*	20:28	1-2	.500	0-0	.000	1-2	.500	1	1	2	4.2	4	1	0	2	0	3	6.0
Iona	01/08/2022		21:52	4-9	.444	0-1	.000	1-1	1.000	4	3	7	4.4	4	1	2	0	3	9	6.2
at Dayton	01/11/2022		25:38	3-10	.300	1-2	.500	3-3	1.000	2	3	5	4.5	3	1	0	1	0	10	6.5
at Massachusetts	01/20/2022		26:50	8-14	.571	0-2	.000	4-4	1.000	1	4	5	4.5	4	4	3	0	2	20	7.3
Massachusetts	01/23/2022	*	25:49	3-6	.500	0-0	.000	0-0	.000	2	5	7	4.6	4	0	1	0	1	6	7.2
George Washington	01/26/2022	*	29:01	1-4	.250	0-0	.000	0-0	.000	2	3	5	4.7	2	0	2	3	1	2	6.9
at Duquesne	01/29/2022	*	26:37	6-9	.667	1-2	.500	1-2	.500	3	0	3	4.6	2	2	1	1	1	14	7.3
at George Mason	02/02/2022	*	31:59	2-7	.286	1-2	.500	0-0	.000	0	2	2	4.5	3	0	1	0	2	5	7.2
Dayton	02/05/2022	*	29:34	4-9	.444	0-2	.000	4-4	1.000	2	3	5	4.5	2	3	1	0	1	12	7.4
at La Salle	02/08/2022	*	28:58	5-9	.556	0-0	.000	4-6	.667	4	6	10	4.7	1	2	1	1	1	14	7.7
St. Bonaventure	02/11/2022	*	29:43	3-9	.333	2-3	.667	0-0	.000	2	5	7	4.8	5	0	3	0	2	8	7.7
at St. Bonaventure	02/14/2022	*	36:12	5-10	.500	1-2	.500	6-6	1.000	1	12	13	5.2	4	4	1	0	1	17	8.1
La Salle	02/16/2022	*	28:25	8-11	.727	2-2	1.000	3-4	.750	3	4	7	5.2	2	2	3	0	1	21	8.6
at Davidson	02/19/2022	*	36:09	2-9	.222	2-4	.500	2-3	.667	2	2	4	5.2	3	6	1	1	0	8	8.6
Saint Joseph's	02/22/2022	*	32:52	4-6	.667	1-1	1.000	1-3	.333	2	6	8	5.3	1	1	0	0	0	10	8.7
at Richmond	02/25/2022	*	34:00	7-14	.500	0-2	.000	1-1	1.000	0	3	3	5.2	2	1	1	1	3	15	8.9
at Rhode Island	03/02/2022	*	38:03	8-17	.471	3-5	.600	2-4	.500	3	10	13	5.5	1	1	0	1	1	21	9.3
VCU	03/05/2022	*	27:37	1-7	.143	0-2	.000	7-8	.875	1	3	4	5.4	4	3	4	0	0	9	9.3
Totals		15	757:35	103-213	.484	17-44	.386	56-77	.727	48	115	163	5.4	72	44	39	12	34	279	9.3

Thatch's Career Stats				Field Goals		3-Point		F-Throws		Rebounds				Scoring						
SEASON	TEAM	GP-GS	MIN/AVG	FG-FGA	FG%	3FG-3FGA	3FG%	FT-FTA	FT%	OFF	DEF	TOT	AVG	PF-FO	A	TO	BLK	STL	PTS	AVG
2018-19	SLU	36-2	700/19.4	51-142	.359	18-67	.269	33-54	.611	42	54	96	2.7	85-3	30	29	12	28	153	4.3
2019-20	SLU	6-4	94/15.6	9-27	.333	2-12	.167	9-13	.692	4	17	21	3.5	10-0	2	4	1	4	29	4.8
2020-21	SLU	20-3	340/17.0	37-87	.425	5-16	.313	28-34	.824	36	38	74	3.7	42-1	20	11	3	17	107	5.4
2021-22	SLU	30-15	758/25.3	103-213	.484	17-44	.386	56-77	.727	48	115	163	5.4	72-1	44	39	12	34	279	9.3
TOTAL		92-24	1891/20.5	200-469	.426	42-139	.302	126-178	.708	130	224	354	3.8	209-5	96	83	28	83	568	6.2


SEASON/CAREER HIGHS
POINTS

SEASON: 20 at Memphis, 11/16/21
CAREER: 27 vs. Maryville, 12/17/19

REBOUNDS

SEASON: 11, twice
CAREER: 11, twice

ASSISTS

SEASON: 2 vs. Illinois State, 11/23/21
CAREER: 2, twice

STEALS

SEASON: 3 vs. Auburn, 12/18/21
CAREER: 3 vs. Auburn, 12/18/21

BLOCKS

SEASON: 3 vs. Harris-Stowe, 11/10/21
CAREER: 3, twice

FIELD GOALS MADE

SEASON: 9 at Memphis, 11/16/21
CAREER: 9, twice

FIELD GOAL ATTEMPTS

SEASON: 23 at Memphis, 11/16/21
CAREER: 23 at Memphis, 11/16/21

3-PT. FIELD GOALS MADE

SEASON: 4 at Dayton, 1/11/22
CAREER: 4 at Dayton, 1/11/22

3-PT. FIELD GOALS ATTEMPTED

SEASON: 6, twice
CAREER: 6, three times

FREE THROWS MADE

SEASON: 2, twice
CAREER: 9 vs. Maryville, 12/17/19

FREE THROWS ATTEMPTED

SEASON: 4 vs. UMass, 1/23/22
CAREER: 12 vs. Maryville, 12/17/19

MINUTES PLAYED

SEASON: 36 at Memphis, 11/16/21
CAREER: 36 at Memphis, 11/16/21

22 • TERRENCE HARGROVE JR.

Soph. • G/F • 6-4 • 215 • East St. Louis, Ill. • East St. Louis | MAJOR: Communication


CURRENT SEASON | 2021-22

- Electrifying athlete who has appeared in all 31 games with 16 starts.
- Scored 13 points in the home win vs. La Salle on 5-8 shooting.
- Had 14 points at Dayton, which included a 4-of-5 performance from the 3-point range.
- Turned in a team-high 17 points to go along with seven rebounds against Auburn.
- Had 13 points on 6-of-7 shooting against SFA.
- Scored 15 points and snagged 11 rebounds against Mercer for his second straight double-double.
- Notched his first-career double-double with 20 points and 11 boards at Memphis.

2020-21 • Sophomore

- Appeared in 19 games and averaged 4.2 ppg.
- Shot 42.6 percent from the field and 42.4 percent from 3-point range.
- Recorded a season-high 11 points in the season opening win over SIUE.
- Went 4-for-4 from the field (2-of-2 from 3) en route to 10 points in the regular-season finale win against UMass.
- Led the Billikens with eight points at Dayton.
- Hit two treys en route to 10 points and played a season-high 20 minutes in the NIT game against Mississippi State.

2019-20 • Freshman

- Appeared in 25 games.
- Shot a team-best 51.6 percent from the field.
- Registered career highs of 27 points and seven rebounds against Maryville.
- Scored in double figures in three-straight wins late in the conference season (VCU, Saint Joseph's, at Rhode Island).
- Led SLU with four points in overtime at La Salle and finished with seven points for the game.
- Turned in 10 points on 4-of-5 shooting against Kansas State.
- Registered 11 points and brought down five rebounds at Duquesne.

Prior to SLU

- Prepped at East St. Louis High School in East St. Louis, Illinois.
- Led East St. Louis to its first-ever state championship.
- Averaged 18.5 ppg, 9.0 rpg and 3.0 bpg for the Flyers.
- Scored 32 points and added 10 rebounds in the Flyers' comeback win in the state championship game.
- Illinois Class 3A All-State first team selection.
- Played for Bradley Beal Elite.

2021-22 Game-by-Game Stats

Opponent	Date	GS	MIN	Total		3-Pointers		Free throws		Rebounds				PF	A	TO	BLK	STL	PTS	AVG	
				FG-FGA	PCT	3FG-3FGA	PCT	FT-FTA	PCT	OFF	DEF	TOT	AVG								
Central Ark.	11/09/2021	*	19:11	3-6	.500	1-2	.500	0-0	.000	0	3	3	3.0	2	0	1	0	1	7	7.0	
Harris-Stowe	11/10/2021	*	16:58	3-6	.500	0-0	.000	1-2	.500	3	3	6	4.5	0	1	0	3	1	7	7.0	
Eastern Ill.	11/12/2021	*	21:04	3-5	.600	0-0	.000	0-0	.000	1	3	4	4.3	0	0	1	0	0	6	6.7	
at Memphis	11/16/2021	*	35:42	9-23	.391	1-4	.250	1-3	.333	5	6	11	6.0	3	1	0	1	1	20	10.0	
Mercer	11/20/2021	*	36:27	6-9	.667	3-4	.750	0-0	.000	2	9	11	7.0	1	0	2	1	1	15	11.0	
vs Illinois St.	11/23/2021	*	30:25	6-7	.857	1-1	1.000	0-0	.000	0	3	3	6.3	2	2	7	0	0	13	11.3	
vs SFA	11/24/2021	*	22:06	1-6	.167	1-3	.333	0-0	.000	2	3	5	6.1	3	1	1	0	0	3	10.1	
at Boise St.	11/30/2021	*	17:44	2-3	.667	1-1	1.000	1-2	.500	0	2	2	5.6	2	0	0	0	0	6	9.6	
UAB	12/04/2021	*	20:10	1-3	.333	1-2	.500	1-2	.500	0	6	6	5.7	0	0	0	0	0	4	9.0	
Belmont	12/07/2021	*	27:40	2-8	.250	1-4	.250	0-0	.000	1	4	5	5.6	1	0	2	0	0	5	8.6	
Boston College	12/11/2021	*	29:05	4-10	.400	1-5	.200	0-0	.000	0	2	2	5.3	2	0	2	1	0	9	8.6	
Auburn	12/18/2021	*	34:49	7-13	.538	1-5	.200	2-2	1.000	3	4	7	5.4	2	0	1	1	3	17	9.3	
Richmond	01/02/2022	*	28:47	1-9	.111	0-4	.000	0-0	.000	2	3	5	5.4	2	1	0	0	0	2	8.8	
Iona	01/08/2022	*	24:46	2-8	.250	1-5	.200	2-2	1.000	2	5	7	5.5	0	1	4	1	1	7	8.6	
at Dayton	01/11/2022	*	27:58	5-7	.714	4-5	.800	0-0	.000	2	3	5	5.5	2	1	2	1	1	14	9.0	
Fordham	01/15/2022	*	28:01	4-10	.400	0-0	.000	0-0	.000	2	1	3	5.3	2	1	0	0	0	8	8.9	
at Massachusetts	01/20/2022	*	18:55	2-4	.500	2-3	.667	1-2	.500	1	1	2	5.1	2	2	2	0	1	7	8.8	
Massachusetts	01/23/2022	*	18:04	3-9	.333	0-6	.000	0-4	.000	3	3	6	5.2	0	1	0	0	0	6	8.7	
George Washington	01/26/2022	*	15:11	0-5	.000	0-3	.000	0-0	.000	0	0	0	4.9	1	0	0	0	0	0	8.2	
at Duquesne	01/29/2022	*	16:10	1-6	.167	0-1	.000	0-0	.000	1	2	3	4.8	0	0	0	1	1	2	7.9	
at George Mason	02/02/2022	*	27:21	2-6	.333	1-2	.500	0-1	.000	2	2	4	4.8	1	1	0	1	0	5	7.8	
Dayton	02/05/2022	*	14:51	1-2	.500	1-1	1.000	0-0	.000	0	4	4	4.7	2	1	2	1	0	3	7.5	
at La Salle	02/08/2022	*	16:37	3-5	.600	2-3	.667	0-0	.000	1	4	5	4.7	2	0	3	0	0	8	7.6	
St. Bonaventure	02/11/2022	*	23:52	2-5	.400	1-4	.250	0-0	.000	1	4	5	4.8	0	1	1	0	0	5	7.5	
at St. Bonaventure	02/14/2022	*	12:17	0-3	.000	0-3	.000	0-0	.000	0	1	1	4.6	0	1	0	0	0	0	7.2	
La Salle	02/16/2022	*	22:55	5-8	.625	2-3	.667	1-2	.500	0	4	4	4.6	1	2	3	0	0	13	7.4	
at Davidson	02/19/2022	*	19:16	4-9	.444	1-6	.167	0-0	.000	2	2	4	4.6	1	0	0	0	0	9	7.4	
Saint Joseph's	02/22/2022	*	13:01	0-1	.000	0-1	.000	0-0	.000	0	3	3	4.5	1	1	0	0	0	0	7.2	
at Richmond	02/25/2022	*	11:51	2-4	.500	1-2	.500	2-2	1.000	0	0	0	4.3	1	0	1	0	0	7	7.2	
at Rhode Island	03/02/2022	*	15:38	1-4	.250	0-1	.000	0-0	.000	0	2	2	4.3	3	0	0	0	0	2	7.0	
VCU	03/05/2022	*	15:37	2-5	.400	0-1	.000	0-0	.000	3	1	4	4.3	2	0	2	0	1	4	6.9	
Totals			16	682:28	87-209	.416	28-85	.329	12-24	.500	39	93	132	4.3	41	19	37	12	12	214	6.9

Hargrove's Career Stats				Field Goals		3-Point		F-Throws		Rebounds										Scoring	
SEASON	TEAM	GP-GS	MIN/AVG	FG-FGA	FG%	3FG-3FGA	3FG%	FT-FTA	FT%	OFF	DEF	TOT	AVG	PF-FO	A	TO	BLK	STL	PTS	AVG	
2019-20	SLU	25-0	315/12.6	51-98	.520	4-15	.267	28-42	.667	18	38	56	2.2	28-0	9	11	11	5	134	5.4	
2020-21	SLU	19-0	193/10.2	29-68	.426	14-33	.424	7-9	.778	13	17	30	1.6	22-0	7	12	2	5	79	4.2	
2021-22	SLU	31-16	682/22.0	87-209	.416	28-85	.329	12-24	.500	39	93	132	4.3	41-0	19	37	12	12	214	6.9	
TOTAL		75-16	1191/15.9	167-375	.445	46-133	.346	47-75	.627	70	148	218	2.9	91-0	35	60	25	22	427	5.7	


SEASON/CAREER HIGHS
POINTS

SEASON: 14 vs. Harris-Stowe, 11/10/21
CAREER: 14 vs. Harris-Stowe, 11/10/21

REBOUNDS

SEASON: 9 vs. Fordham, 1/15/22
CAREER: 9 vs. Fordham, 1/15/22

ASSISTS

SEASON: 2 at Duquesne, 1/29/22
CAREER: 2 at Duquesne, 1/29/22

STEALS

SEASON: 1, twice
CAREER: 1, twice

BLOCKS

SEASON: 1, twice
CAREER: 1, twice

FIELD GOALS MADE

SEASON: 6 vs. Harris-Stowe, 11/10/21
CAREER: 6 vs. Harris-Stowe, 11/10/21

FIELD GOAL ATTEMPTS

SEASON: 8 vs. Harris-Stowe, 11/10/21
CAREER: 8 vs. Harris-Stowe, 11/10/21

3-PT. FIELD GOALS MADE

SEASON:
CAREER:

3-PT. FIELD GOALS ATTEMPTED

SEASON:
CAREER:

FREE THROWS MADE

SEASON: 2, three times
CAREER: 2, three times

FREE THROWS ATTEMPTED

SEASON: 3 vs. Harris-Stowe, 11/10/21
CAREER: 3 vs. Harris-Stowe, 11/10/21

MINUTES PLAYED

SEASON: 17 vs. Harris-Stowe, 11/10/21
CAREER: 17 vs. Harris-Stowe, 11/10/21

23 • LASSINA TRAORE



Freshman • F • 6-9 • 215 • Abidjan, Ivory Coast • Victory Rock Prep | MAJOR: Deciding

CURRENT SEASON | 2021-22

- Has appeared in 18 games, including 10 during conference play.
- Is the only true freshman on the Billikens' roster
- Contributed valuable minutes late in the first half at La Salle.
- Pulled down five boards at Duquesne and dished out a career-high two assists.
- Went 2-of-3 from the field against George Washington.
- Turned in a career-high nine rebounds in the win against Fordham.
- Scored four points and was solid defensively in nine minutes of action against Belmont.
- Had a productive 10 minutes against Central Arkansas with four points and seven rebounds in his debut.
- Followed that up with a 14-point, 7-rebound performance in the win over Harris-Stowe.

Previous

- Comes to SLU from Victory Rock Prep in Bradenton, Florida, the same prep school attended by Billiken Markhi Strickland.
- Also played briefly at the Dynasty Sports Institute in Quebec City, Quebec, prior to the COVID-19 pandemic.
- Was to participate in the 2018 FIBA U18 African Championships, but Ivory Coast had to pull out of the tournament before play began.

2021-22 Game-by-Game Stats

Opponent	Date	GS	MIN	Total		3-Pointers		Free throws		Rebounds				PF	A	TO	BLK	STL	PTS	AVG
				FG-FGA	PCT	3FG-3FGA	PCT	FT-FTA	PCT	OFF	DEF	TOT	AVG							
Central Ark.	11/09/2021		10:01	2-2	1.000	0-0	.000	0-1	.000	3	4	7	7.0	2	0	2	0	1	4	4.0
Harris-Stowe	11/10/2021		16:44	6-8	.750	0-0	.000	2-3	.667	3	4	7	7.0	3	1	0	0	0	14	9.0
Eastern Ill.	11/12/2021		11:34	4-6	.667	0-0	.000	0-0	.000	3	3	6	6.7	2	0	1	0	1	8	8.7
at Memphis	11/16/2021		01:49	0-0	.000	0-0	.000	0-0	.000	0	1	1	5.3	1	0	0	0	0	0	6.5
vs SFA	11/24/2021		00:47	0-0	.000	0-0	.000	0-0	.000	0	0	0	4.2	0	0	1	0	0	0	5.2
Belmont	12/07/2021		09:08	1-2	.500	0-0	.000	2-2	1.000	0	1	1	3.7	0	0	2	1	0	4	5.0
Auburn	12/18/2021		01:08	0-0	.000	0-0	.000	0-0	.000	0	0	0	3.1	0	0	1	0	0	0	4.3
Richmond	01/02/2022		10:06	2-3	.667	0-0	.000	2-2	1.000	1	3	4	3.3	2	0	1	0	0	6	4.5
Iona	01/08/2022		11:10	0-0	.000	0-0	.000	0-0	.000	1	0	1	3.0	2	0	1	1	0	0	4.0
at Dayton	01/11/2022		03:57	0-0	.000	0-0	.000	0-0	.000	0	1	1	2.8	0	0	0	0	0	0	3.6
Fordham	01/15/2022		16:35	0-1	.000	0-0	.000	0-0	.000	3	6	9	3.4	4	1	4	0	0	0	3.3
at Massachusetts	01/20/2022		10:18	0-1	.000	0-0	.000	0-0	.000	0	1	1	3.2	3	0	1	0	0	0	3.0
Massachusetts	01/23/2022		10:27	2-4	.500	0-0	.000	0-0	.000	4	2	6	3.4	2	0	1	0	1	4	3.1
George Washington	01/26/2022		02:50	2-3	.667	0-0	.000	0-0	.000	0	1	1	3.2	1	0	1	0	0	4	3.1
at Duquesne	01/29/2022		11:50	0-1	.000	0-0	.000	0-0	.000	1	4	5	3.3	0	2	2	0	1	0	2.9
at George Mason	02/02/2022		07:51	0-0	.000	0-0	.000	0-0	.000	0	1	1	3.2	3	0	0	0	0	0	2.8
at La Salle	02/08/2022		05:15	1-1	1.000	0-0	.000	0-0	.000	1	0	1	3.1	1	0	0	0	0	2	2.7
La Salle	02/16/2022		03:51	0-1	.000	0-0	.000	0-0	.000	0	1	1	2.9	0	1	0	1	0	0	2.6
Totals			0 145:21	20-33	.606	0-0	.000	6-8	.750	20	33	53	2.9	26	5	18	3	4	46	2.6

Player Averages

Games Played	Minutes/game	Points/game	FG Pct	3FG Pct	FT Pct	Rebounds/game	Assists/game	Turnovers/game	Assist/Turnover ratio	Steals/game	Blocks/game
18	8.1	2.6	60.6	0.0	75.0	2.9	0.3	1.0	0.3	0.2	0.2

Traore's Career Stats				Field Goals		3-Point		F-Throws		Rebounds								Scoring		
SEASON	TEAM	GP-GS	MIN/AVG	FG-FGA	FG%	3FG-3FGA	3FG%	FT-FTA	FT%	OFF	DEF	TOT	AVG	PF-FO	A	TO	BLK	STL	PTS	AVG
2021-22	SLU	18-0	145/8.1	20-33	.606	0-0	.000	6-8	.750	20	33	53	2.9	26-0	5	18	3	4	46	2.6
TOTAL		18-0	145/8.1	20-33	.606	0-0	.000	6-8	.750	20	33	53	2.9	26-0	5	18	3	4	46	2.6



SEASON/CAREER HIGHS

POINTS

SEASON: 31 vs. UMass, 1/23/22
CAREER: 31 vs. UMass, 1/23/22

REBOUNDS

SEASON: 8 at La Salle, 2/8/22
CAREER: 8 at La Salle, 2/8/22

ASSISTS

SEASON: 3 at Boise State, 11/30/21
CAREER: 3, three times

STEALS

SEASON: 3, twice
CAREER: 3, twice

BLOCKS

SEASON: 1 vs. Richmond, 1/2/22
CAREER: 1, three times

FIELD GOALS MADE

SEASON: 11 vs. GW, 1/26/22
CAREER: 11 vs. GW, 1/26/22

FIELD GOAL ATTEMPTS

SEASON: 20 vs. GW, 1/26/22
CAREER: 20 vs. GW, 1/26/22

3-PT. FIELD GOALS MADE

SEASON: 7 vs. UMass, 1/23/22
CAREER: 7 vs. UMass, 1/23/22

3-PT. FIELD GOALS ATTEMPTED

SEASON: 13 vs. Boston College, 12/11/21
CAREER: 13 vs. Boston College, 12/11/21

FREE THROWS MADE

SEASON: 8, twice
CAREER: 8, twice

FREE THROWS ATTEMPTED

SEASON: 8, three times
CAREER: 8, three times

MINUTES PLAYED

SEASON: 41 at Boise State, 11/30/21
CAREER: 41 at Boise State, 11/30/21

24 • GIBSON JIMERSON

RS Freshman • G • 6-5 • 200 • Richmond, Va. • Montverde | MAJOR: Intl. Business



CURRENT SEASON | 2021-22

- Has led Billikens in scoring all season.
- Candidate for Academic All-American.
- Drilled five treys en route to 22 points at Rhode Island.
- Went for 28 points with six treys in the win against GW.
- Turned in a career-high 31 points vs. UMass and tied the Chaifetz Arena record with seven 3-pointers.
- Named MVP of the Cancun Challenge after leading the Billikens in scoring during the tourney.

2020-21 • RS Freshman

- Atlantic 10 Conference All-Academic team selection.
- Appeared in all 21 games and made 16 starts.
- Averaged 7.8 points per game.
- Shot 43.3 percent from the field and 39.4 percent from 3.
- His 37 3-point field goals made tied for ninth in a single season in SLU history for freshmen.
- His 3-point field goal percentage (.394, 37-94) ranked sixth among freshmen in a single season in school history.
- Scored a season-high 21 points on 8-of-16 shooting in the win over Central Arkansas.
- Pumped in 16 points, thanks in part to four 3s, in the win against LSU.

2019-20 • Freshman

- Had his season cut short by a foot injury suffered in practice on Dec. 16, 2019, and received a hardship waiver to get the year of eligibility back.
- Two-time A-10 Rookie of the Week.
- Shot 42.9 percent from 3-point range, the second-best mark by a freshman in school history.
- Scored a career-high 25 points (10-16 shooting from the field; 5-10 from 3-point range) in the win against High Point.
- Had 22 points – thanks in part to six 3-pointers – in the win against Tulane.

Prior to SLU

- Played at Montverde Academy in Florida his senior year.
- Led the Montverde Academy Center for Basketball Development (CBD) team in scoring and shooting percentage.
- Playing for Boo Williams on the AAU circuit, he was one of the top shooters in the EYBL, connecting on 48.8 percent (60-123) from the field and 46 percent (40-87) from the arc.
- He also ranked fourth on the circuit in offensive efficiency.
- Also prepped at St. Christopher's and Benedictine in Richmond, Virginia, before transferring to Montverde.
- Was among the leading scorers in the Richmond area as a junior, tallying 26.0 ppg at St. Christopher's.

2021-22 Game-by-Game Stats

Opponent	Date	GS	MIN	Total		3-Pointers		Free throws		Rebounds				PF	A	TO	BLK	STL	PTS	AVG
				FG-FGA	PCT	3FG-3FGA	PCT	FT-FTA	PCT	OFF	DEF	TOT	AVG							
Central Ark.	11/09/2021	*	25:23	6-16	.375	3-7	.429	2-2	1.000	1	1	2	2.0	0	0	1	0	1	17	17.0
Harris-Stowe	11/10/2021	*	16:59	8-11	.727	3-4	.750	2-2	1.000	1	0	1	1.5	0	0	1	0	0	21	19.0
Eastern Ill.	11/12/2021	*	24:14	7-14	.500	1-7	.143	3-4	.750	1	0	1	1.3	0	0	0	0	0	18	18.7
at Memphis	11/16/2021	*	22:18	1-3	.333	1-2	.500	3-4	.750	0	0	0	1.0	1	0	1	0	0	6	15.5
Mercer	11/20/2021	*	34:46	5-12	.417	1-4	.250	4-6	.667	0	1	1	1.0	0	0	2	0	0	15	15.4
vs Illinois St.	11/23/2021	*	32:15	4-12	.333	3-6	.500	8-8	1.000	0	3	3	1.3	3	0	0	0	0	19	16.0
vs SFA	11/24/2021	*	29:15	5-10	.500	2-5	.400	7-8	.875	0	3	3	1.6	0	1	5	0	0	19	16.4
at Boise St.	11/30/2021	*	40:41	6-8	.750	1-2	.500	8-8	1.000	0	5	5	2.0	5	3	3	0	0	21	17.0
UAB	12/04/2021	*	30:50	3-8	.375	1-4	.250	1-2	.500	0	2	2	2.0	2	0	3	0	3	8	16.0
Belmont	12/07/2021	*	37:59	8-17	.471	3-5	.600	2-2	1.000	2	0	2	2.0	0	1	1	0	0	21	16.5
Boston College	12/11/2021	*	37:58	6-18	.333	5-13	.385	2-2	1.000	0	1	1	1.9	0	1	1	0	0	19	16.7
Auburn	12/18/2021	*	36:13	2-6	.333	1-4	.250	6-6	1.000	0	2	2	1.9	1	2	0	0	0	11	16.3
Richmond	01/02/2022	*	34:40	5-14	.357	1-4	.250	6-7	.857	0	1	1	1.8	0	0	1	1	2	17	16.3
Iona	01/08/2022	*	34:51	5-13	.385	0-4	.000	3-3	1.000	0	1	1	1.8	2	1	1	0	3	13	16.1
at Dayton	01/11/2022	*	36:58	8-14	.571	3-4	.750	4-4	1.000	0	2	2	1.8	2	1	0	0	0	23	16.5
Fordham	01/15/2022	*	39:46	7-13	.538	2-3	.667	3-4	.750	2	0	2	1.8	1	0	1	0	0	19	16.7
at Massachusetts	01/20/2022	*	37:45	7-16	.438	2-5	.400	7-8	.875	1	2	3	1.9	1	3	0	0	0	23	17.1
Massachusetts	01/23/2022	*	34:45	11-17	.647	7-10	.700	2-3	.667	0	1	1	1.8	1	0	2	0	2	31	17.8
George Washington	01/26/2022	*	30:51	11-20	.550	6-11	.545	0-0	.000	3	1	4	1.9	1	0	1	0	0	28	18.4
at Duquesne	01/29/2022	*	30:02	5-14	.357	2-8	.250	0-0	.000	0	3	3	2.0	1	2	1	0	0	12	18.1
at George Mason	02/02/2022	*	39:19	3-14	.214	2-7	.286	0-0	.000	1	2	3	2.0	4	0	2	0	1	8	17.6
Dayton	02/05/2022	*	38:33	5-12	.417	4-6	.667	0-0	.000	0	2	2	2.0	3	0	0	0	0	14	17.4
at La Salle	02/08/2022	*	35:37	4-14	.286	1-4	.250	4-6	.667	2	6	8	2.3	0	2	0	0	0	13	17.2
St. Bonaventure	02/11/2022	*	38:01	2-10	.200	2-9	.222	0-2	.000	0	3	3	2.3	2	0	0	0	0	6	16.8
at St. Bonaventure	02/14/2022	*	37:43	6-9	.667	2-5	.400	3-3	1.000	0	3	3	2.4	2	2	1	0	0	17	16.8
La Salle	02/16/2022	*	27:08	5-9	.556	2-4	.500	0-0	.000	0	2	2	2.3	0	1	0	0	0	12	16.6
at Davidson	02/19/2022	*	31:20	3-10	.300	2-4	.500	0-0	.000	1	0	1	2.3	0	0	1	0	1	8	16.3
Saint Joseph's	02/22/2022	*	34:13	5-14	.357	0-4	.000	4-6	.667	0	4	4	2.4	1	2	0	0	0	14	16.2
at Richmond	02/25/2022	*	36:33	4-8	.500	0-2	.000	0-2	.000	0	0	0	2.3	1	1	0	0	1	8	15.9
at Rhode Island	03/02/2022	*	36:06	7-13	.538	5-9	.556	3-5	.600	0	1	1	2.2	1	0	0	0	0	22	16.1
VCU	03/05/2022	*	34:32	6-10	.600	3-5	.600	4-4	1.000	1	2	3	2.3	2	0	1	0	0	19	16.2
Totals		30	1037:34	170-379	.449	71-171	.415	91-111	.820	16	54	70	2.3	37	23	30	1	14	502	16.2

Jimerson's Career Stats				Field Goals		3-Point		F-Throws		Rebounds									Scoring	
SEASON	TEAM	GP-GS	MIN/AVG	FG-FGA	FG%	3FG-3FGA	3FG%	FT-FTA	FT%	OFF	DEF	TOT	AVG	PF-FO	A	TO	BLK	STL	PTS	AVG
2019-20	SLU	10-0	248/24.8	39-83	.470	24-56	.429	6-7	.857	2	13	15	1.5	13-0	4	9	1	4	108	10.8
2020-21	SLU	21-16	452/21.5	58-134	.433	37-94	.394	10-12	.833	6	23	29	1.4	16-0	20	15	1	7	163	7.8
2021-22	SLU	31-30	1038/33.5	170-379	.449	71-171	.415	91-111	.820	16	54	70	2.3	37-1	23	30	1	14	502	16.2
TOTAL		62-46	1738/28.0	267-596	.448	132-321	.411	107-130	.823	24	90	114	1.8	66-1	47	54	3	25	773	12.5



SEASON/CAREER HIGHS

POINTS

SEASON: 6 vs. Harris-Stowe, 11/10/21
CAREER: 6 vs. Harris-Stowe, 11/10/21

REBOUNDS

SEASON: 2 vs. UMass, 1/23/22
CAREER: 2 vs. UMass, 1/23/22

ASSISTS

SEASON: 1 vs. Eastern Illinois, 11/12/21
CAREER: 1 vs. Eastern Illinois, 11/12/21

STEALS

SEASON:
CAREER: 1 vs. E. Wash., 11/13/19

BLOCKS

SEASON:
CAREER:

FIELD GOALS MADE

SEASON: 2 vs. Harris-Stowe, 11/10/21
CAREER: 2 vs. Harris-Stowe, 11/10/21

FIELD GOAL ATTEMPTS

SEASON: 4 vs. Harris-Stowe, 11/10/21
CAREER: 4 vs. Harris-Stowe, 11/10/21

3-PT. FIELD GOALS MADE

SEASON: 2 vs. Harris-Stowe, 11/10/21
CAREER: 2 vs. Harris-Stowe, 11/10/21

3-PT. FIELD GOALS ATTEMPTED

SEASON: 3 vs. Harris-Stowe, 11/10/21
CAREER: 3 vs. Harris-Stowe, 11/10/21

FREE THROWS MADE

SEASON:
CAREER:

FREE THROWS ATTEMPTED

SEASON:
CAREER:

MINUTES PLAYED

SEASON: 7 vs. Harris-Stowe, 11/10/21
CAREER: 7 vs. Harris-Stowe, 11/10/21

30 • BRANDON COURTNEY

Junior • G • 6-3 • 180 • Trenton, Ill. • Wesclin | MAJOR: Entrepreneurship & Sports Bus.



CURRENT SEASON | 2021-22

- Three-year walkon was awarded a scholarship this semester.
- Got the start on senior day against VCU and provided one of the great moments of the season when he hit a 3-pointer for the first points of the game.
- Grabbed an offensive board and converted the putback in the win against UMass.
- Knocked in a pair of treys in a career-high seven minutes against Harris-Stowe.
- Played three minutes against Central Arkansas.

2020-21 • Junior

- Named to the Atlantic 10 Commissioner's Honor Roll.
- Appeared in three games – vs. SIUE, vs. Arkansas-Pine Bluff, at Fordham.
- Collected a rebound against UAPB.

2019-20 • Sophomore

- Named to the Atlantic 10 Commissioner's Honor Roll.
- Drilled a 3-pointer in the win against Eastern Washington.

- Also grabbed a rebound and registered an assist against the Eagles.
- Played one minute in the regular-season finale against St. Bonaventure and grabbed a rebound.

2018-19 • Freshman

- Named to the Atlantic 10 Commissioner's Honor Roll.
- Made his collegiate debut in the Billikens' win against Appalachian State.

PRIOR TO SLU

- All-Conference guard at Wesclin High School.
- Averaged 10.4 ppg as a senior and 11.1 ppg his junior season.
- Helped team to back-to-back regional championships.
- Scored 34 points and was 8-of-9 from 3-point range in the regional championship his junior year.

2021-22 Game-by-Game Stats

Opponent	Date	GS	MIN	Total		3-Pointers		Free throws		Rebounds				PF	A	TO	BLK	STL	PTS	AVG
				FG-FGA	PCT	3FG-3FGA	PCT	FT-FTA	PCT	OFF	DEF	TOT	AVG							
Central Ark.	11/09/2021		03:05	0-2	.000	0-0	.000	0-0	.000	0	1	1	1.0	0	0	0	0	0	0	0.0
Harris-Stowe	11/10/2021		07:02	2-4	.500	2-3	.667	0-0	.000	0	0	0	0.5	1	0	0	0	0	6	3.0
Eastern Ill.	11/12/2021		01:49	0-1	.000	0-0	.000	0-0	.000	0	0	0	0.3	0	1	0	0	0	0	2.0
Massachusetts	01/23/2022		02:39	1-1	1.000	0-0	.000	0-0	.000	1	1	2	0.8	1	0	0	0	0	2	2.0
La Salle	02/16/2022		01:16	0-0	.000	0-0	.000	0-0	.000	0	1	1	0.8	0	0	0	0	0	0	1.6
VCU	03/05/2022	*	01:05	1-1	1.000	1-1	1.000	0-0	.000	0	0	0	0.7	0	0	0	0	0	3	1.8
Totals		1	16:56	4-9	.444	3-4	.750	0-0	.000	1	3	4	0.7	2	1	0	0	0	11	1.8

Player Averages

Games Played	Minutes/game	Points/game	FG Pct	3FG Pct	FT Pct	Rebounds/game	Assists/game	Turnovers/game	Assist/Turnover ratio	Steals/game	Blocks/game
6	2.8	1.8	44.4	75.0	0.0	0.7	0.2	0.0	1.0	0.0	0.0

Courtney's Career Stats				Field Goals		3-Point		F-Throws		Rebounds				Scoring						
SEASON	TEAM	GP-GS	MIN/AVG	FG-FGA	FG%	3FG-3FGA	3FG%	FT-FTA	FT%	OFF	DEF	TOT	AVG	PF-FO	A	TO	BLK	STL	PTS	AVG
2018-19	SLU	1-0	2/2.3	0-1	.000	0-0	.000	0-0	.000	0	0	0	0.0	0-0	0	0	0	0	0	0.0
2019-20	SLU	2-0	3/1.3	1-2	.500	1-1	1.000	0-0	.000	0	2	2	1.0	1-0	0	1	0	1	3	1.5
2020-21	SLU	3-0	7/2.2	0-0	.000	0-0	.000	0-0	.000	0	1	1	0.3	0-0	0	0	0	0	0	0.0
2021-22	SLU	6-1	17/2.8	4-9	.444	3-4	.750	0-0	.000	1	3	4	0.7	2-0	1	0	0	0	11	1.8
TOTAL		12-1	28/2.4	5-12	.417	4-5	.800	0-0	.000	1	6	7	0.6	3-0	1	1	0	1	14	1.2



55 • DEANDRE JONES



Senior • G • 5-11 • 160 • Boise, Idaho • UCA | MAJOR: Master's Candidate (SPS)

SEASON/CAREER HIGHS

POINTS

SEASON: 17 vs. UAB, 12/4/21
CAREER: 33 vs. Sam Houston St, 1/11/20

REBOUNDS

SEASON: 10 vs. Fordham, 1/15/22
CAREER: 11 at Lamar, 1/6/18

ASSISTS

SEASON: 4, three times
CAREER: 11, four times

STEALS

SEASON: 3, twice
CAREER: 6, twice

BLOCKS

SEASON:
CAREER: 2, Southeastern La., 12/31/17

FIELD GOALS MADE

SEASON: 6 vs. UAB, 12/4/21
CAREER: 9, twice

FIELD GOAL ATTEMPTS

SEASON: 9 vs. UAB, 12/4/21
CAREER: 18 at SFA, 1/30/19

3-PT. FIELD GOALS MADE

SEASON: 5 vs. UAB, 12/4/21
CAREER: 6, five times

3-PT. FIELD GOALS ATTEMPTED

SEASON: 7 vs. UAB, 12/4/21
CAREER: 11, twice

FREE THROWS MADE

SEASON: 5 vs. SFA, 11/24/21
CAREER: 13 vs. Sam Houston St, 1/11/20

FREE THROWS ATTEMPTED

SEASON: 5 vs. SFA, 11/24/21
CAREER: 16 vs. Sam Houston St, 1/11/20

MINUTES PLAYED

SEASON: 38 vs. VCU, 3/5/22
CAREER: 45 at McNeese St., 2/20/19

CURRENT SEASON | 2021-22

- Has appeared in all but one game this season.
- Started on senior day against VCU and had six points, four assists, three steals and zero turnovers.
- One of 43 active players in NCAA with 500+ career assists.
- Had a season-high 10 rebounds, scored nine points and posted three assists in the win against Fordham.
- Poured in a season-high 17 points against UAB, thanks in part to a 5-of-7 performance from the arc.

2020-21 • Senior (at Central Arkansas)

- Started the first 10 games for the Bears before missing the remainder of the season due to injury.
- Averaged 10.5 ppg and reached 1,000 career points.
- Was shooting a sizzling 52.5 percent (21-40) from 3-point range at the time of his injury.

2019-20 • Junior (at Central Arkansas)

- Broke the Bears' career assists record as a junior.
- Ranked third in the Southland Conference with 131 assists.
- Scored in double-figures in 14 of 22 games.

2018-19 • Sophomore (at Central Arkansas)

- Started all 33 games for the Bears.
- Averaged 12.5 ppg and was second in the Southland Conference with 162 assists (4.9 per game).
- Registered 29 point against Stephen F. Austin.
- Scored better than 20 points on six occasions and scored in double-figures 19 times.

2017-18 • Freshman (at Central Arkansas)

- Played in all 35 games and made 19 starts.
- Averaged 6.1 points and 4.5 assists per game.
- Recorded a triple-double with 13 points, 11 rebounds and 11 assists against Lamar.

Previous

- Played a season at Link Year Prep in Branson, Mo., after starting at Borah High School in Boise, Idaho.
- First-team All-State and All-Conference at Borah after averaging 16 points, 7.6 assists, 5.0 rebounds and 3.0 steals.
- Led the state of Idaho in assists and steals as a senior.

2021-22 Game-by-Game Stats

Opponent	Date	GS	MIN	Total		3-Pointers		Free throws		Rebounds				PF	A	TO	BLK	STL	PTS	AVG
				FG-FGA	PCT	3FG-3FGA	PCT	FT-FTA	PCT	OFF	DEF	TOT	AVG							
Central Ark.	11/09/2021		17:46	3-6	.500	2-3	.667	0-0	.000	2	2	4	4.0	1	1	1	0	0	8	8.0
Harris-Stowe	11/10/2021		15:35	2-2	1.000	0-0	.000	1-2	.500	0	1	1	2.5	1	4	0	0	3	5	6.5
Eastern Ill.	11/12/2021		19:47	1-2	.500	0-0	.000	0-0	.000	0	0	0	1.7	1	0	0	0	1	2	5.0
at Memphis	11/16/2021		17:38	2-7	.286	1-6	.167	0-0	.000	1	0	1	1.5	1	1	2	0	0	5	5.0
Mercer	11/20/2021		12:35	0-2	.000	0-1	.000	0-0	.000	0	0	0	1.2	2	3	0	0	0	0	4.0
vs Illinois St.	11/23/2021		16:14	1-4	.250	1-4	.250	3-3	1.000	0	2	2	1.3	3	1	0	0	1	6	4.3
vs SFA	11/24/2021		18:59	2-5	.400	1-2	.500	5-5	1.000	2	1	3	1.6	1	2	0	0	1	10	5.1
at Boise St.	11/30/2021		24:45	2-3	.667	2-3	.667	2-2	1.000	1	0	1	1.5	2	2	0	0	1	8	5.5
UAB	12/04/2021		25:55	6-9	.667	5-7	.714	0-0	.000	0	0	0	1.3	1	1	0	0	1	17	6.8
Belmont	12/07/2021		14:20	0-3	.000	0-2	.000	0-0	.000	0	3	3	1.5	0	0	0	0	0	0	6.1
Boston College	12/11/2021		08:44	0-1	.000	0-1	.000	0-0	.000	2	0	2	1.5	1	0	1	0	0	0	5.5
Auburn	12/18/2021		03:47	0-0	.000	0-0	.000	0-0	.000	0	1	1	1.5	0	0	1	0	0	0	5.1
Richmond	01/02/2022		08:00	0-2	.000	0-1	.000	0-0	.000	1	1	2	1.5	0	0	0	0	0	0	4.7
Iona	01/08/2022		04:51	0-0	.000	0-0	.000	0-0	.000	0	0	0	1.4	0	0	1	0	0	0	4.4
at Dayton	01/11/2022		06:11	0-1	.000	0-1	.000	0-0	.000	0	0	0	1.3	3	1	1	0	0	0	4.1
Fordham	01/15/2022		27:48	3-6	.500	1-3	.333	2-2	1.000	3	7	10	1.9	4	3	2	0	1	9	4.4
at Massachusetts	01/20/2022		12:45	1-1	1.000	0-0	.000	2-2	1.000	0	1	1	1.8	2	0	0	0	0	4	4.4
Massachusetts	01/23/2022		10:01	0-0	.000	0-0	.000	0-0	.000	0	0	0	1.7	1	3	0	0	0	0	4.1
George Washington	01/26/2022		15:23	0-3	.000	0-1	.000	0-0	.000	0	2	2	1.7	1	1	0	0	1	0	3.9
at Duquesne	01/29/2022		11:58	2-5	.400	2-4	.500	0-0	.000	0	2	2	1.8	2	1	0	0	1	6	4.0
at George Mason	02/02/2022		08:15	1-3	.333	1-3	.333	0-0	.000	0	0	0	1.7	2	2	0	0	0	3	4.0
Dayton	02/05/2022		12:12	0-1	.000	0-1	.000	0-0	.000	0	0	0	1.6	4	1	1	0	0	0	3.8
at La Salle	02/08/2022		07:24	0-3	.000	0-2	.000	2-2	1.000	1	0	1	1.6	0	0	0	0	1	2	3.7
at St. Bonaventure	02/14/2022		13:33	2-4	.500	1-2	.500	0-0	.000	0	2	2	1.6	3	0	2	0	1	5	3.8
La Salle	02/16/2022		15:55	2-4	.500	1-1	1.000	0-0	.000	0	2	2	1.6	2	4	1	0	0	5	3.8
at Davidson	02/19/2022		10:22	1-4	.250	1-3	.333	1-2	.500	0	0	0	1.5	1	0	2	0	1	4	3.8
Saint Joseph's	02/22/2022		19:53	2-4	.500	1-2	.500	0-0	.000	0	1	1	1.5	2	1	1	0	2	5	3.9
at Richmond	02/25/2022		08:13	1-2	.500	1-1	1.000	0-0	.000	0	0	0	1.5	0	1	2	0	0	3	3.8
at Rhode Island	03/02/2022		10:06	0-1	.000	0-1	.000	0-0	.000	0	1	1	1.4	1	2	0	0	0	0	3.7
VCU	03/05/2022	*	37:41	2-6	.333	2-4	.500	0-0	.000	1	1	2	1.5	0	4	0	0	3	6	3.8
Totals			1 436:37	36-94	.383	23-59	.390	18-20	.900	14	30	44	1.5	42	39	18	0	19	113	3.8

Jones' Career Stats				Field Goals		3-Point		F-Throws		Rebounds				Scoring						
SEASON	TEAM	GP-GS	MIN/AVG	FG-FGA	FG%	3FG-3FGA	3FG%	FT-FTA	FT%	OFF	DEF	TOT	AVG	PF-FO	A	TO	BLK	STL	PTS	AVG
2017-18	UCA	35-19	981/28.0	67-156	.429	36-94	.383	42-50	.840	18	114	132	3.8	89-2	159	79	6	59	212	6.1
2018-19	UCA	33-33	1123/34.0	119-286	.416	56-149	.376	117-143	.818	21	107	128	3.9	85-1	162	102	6	66	411	12.5
2019-20	UCA	22-19	655/29.8	83-215	.386	35-100	.350	83-101	.822	13	72	85	3.9	50-3	131	78	0	22	284	12.9
2020-21	UCA	10-10	261/26.1	31-73	.425	21-40	.525	22-25	.880	1	29	30	3.0	23-2	37	40	1	14	105	10.5
2021-22	SLU	30-1	437/14.6	36-94	.383	23-59	.390	18-20	.900	14	30	44	1.5	42-0	39	18	0	19	113	3.8
TOTAL FOR SLU		30-1	437/14.6	36-94	.383	23-59	.390	18-20	.900	14	30	44	1.5	42-0	39	18	0	19	113	3.8
TOTAL		130-82	3457/26.6	336-824	.408	171-442	.387	282-339	.832	67	352	419	3.2	289-8	528	317	13	180	1125	8.7



2021-22 Saint Louis Men's Basketball Combined Team Statistics All games

Page 1/1
as of Mar 06, 2022

Game Records

Record	Overall	Home	Away	Neutral
ALL GAMES	21-10	14-4	5-6	2-0
CONFERENCE	12-6	8-1	4-5	0-0
NON-CONFERENCE	9-4	6-3	1-1	2-0

Score by Periods

Team	1st	2nd	OT	TOT
Saint Louis	1176	1196	29	2401
Opponents	974	1108	23	2105

Team Box Score

No.	Player				Total		3-Point		F-Throw		Rebounds													
		GP-GS	MIN	AVG	FG-FGA	FG%	3FG-3FGA	3FG%	FT-FTA	FT%	OFF	DEF	TOT	AVG	PF	DQ	A	TO	BLK	STL	PTS	AVG		
24	JIMERSON, Gibson	31-30	1037:34	33.5	170-379	.449	71-171	.415	91-111	.820	16	54	70	2.3	37	1	23	30	1	14	502	16.2		
1	COLLINS, Yuri	31-31	1026:07	33.1	122-270	.452	21-55	.382	77-95	.811	8	116	124	4.0	77	3	248	126	5	64	342	11.0		
5	OKORO, Francis	31-18	719:12	23.2	128-217	.590	0-0	.000	77-101	.762	81	161	242	7.8	93	3	11	34	38	19	333	10.7		
20	THATCH JR., Fred	30-15	757:35	25.3	103-213	.484	17-44	.386	56-77	.727	48	115	163	5.4	72	1	44	39	12	34	279	9.3		
15	NESBITT, Jordan	31-29	801:47	25.9	93-227	.410	33-97	.340	56-78	.718	45	88	133	4.3	80	2	37	37	11	25	275	8.9		
12	LINSSEN, Marten	27-13	403:54	15.0	65-120	.542	0-1	.000	72-91	.791	35	69	104	3.9	71	3	18	25	17	11	202	7.5		
22	HARGROVE JR., Terrence	31-16	682:28	22.0	87-209	.416	28-85	.329	12-24	.500	39	93	132	4.3	41	0	19	37	12	12	214	6.9		
55	JONES, DeAndre	30-1	436:37	14.6	36-94	.383	23-59	.390	18-20	.900	14	30	44	1.5	42	0	39	18	0	19	113	3.8		
2	STRICKLAND, Markhi	12-1	62:21	5.2	13-27	.481	0-1	.000	5-9	.556	4	5	9	0.8	8	0	2	4	0	5	31	2.6		
23	TRAORE, Lassina	18-0	145:21	8.1	20-33	.606	0-0	.000	6-8	.750	20	33	53	2.9	26	0	5	18	3	4	46	2.6		
11	WILLIAMS, Rashad	17-0	143:52	8.5	13-51	.255	13-46	.283	2-2	1.000	2	7	9	0.5	11	0	11	9	0	1	41	2.4		
30	COURTNEY, Brandon	6-1	16:56	2.8	4-9	.444	3-4	.750	0-0	.000	1	3	4	0.7	2	0	1	0	0	0	11	1.8		
13	LORENTSSON, Andre	7-0	41:16	5.9	5-5	1.000	2-2	1.000	0-0	.000	0	5	5	0.7	3	0	4	3	0	1	12	1.7		
Team											59	48	107				20							
Total		31	6275		859-1854	.463	211-565	.373	472-616	.766	372	827	1199	38.7	563	13	462	400	99	209	2401	77.5		
Opponents		31	6275		752-1784	.422	197-620	.318	404-603	.670	311	688	999	32.2	535	9	351	400	148	214	2105	67.9		

Team Statistics

	SLU	OPP
Scoring	2401	2105
Points per game	77.5	67.9
Scoring margin	+9.5	-
Field goals-att	859-1854	752-1784
Field goal pct	.463	.422
3 point fg-att	211-565	197-620
3-point FG pct	.373	.318
3-pt FG made per game	6.8	6.4
Free throws-att	472-616	404-603
Free throw pct	.766	.670
F-Throws made per game	15.2	13.0
Rebounds	1199	999
Rebounds per game	38.7	32.2
Rebounding margin	+6.5	-
Assists	462	351
Assists per game	14.9	11.3
Turnovers	400	400
Turnovers per game	12.9	12.9
Turnover margin	0.0	-
Assist/turnover ratio	1.2	0.9
Steals	209	214
Steals per game	6.7	6.9
Blocks	99	148
Blocks per game	3.2	4.8
Winning streak	2	-
Home win streak	3	-
Attendance	101294	60163
Home games-Avg/Game	18-5627	11-5469
Neutral site-Avg/Game	-	2-282

Team Results

Date	Opponent	Score	Att.
11/09/2021	Central Ark.	W 96-61	4805
11/10/2021	Harris-Stowe	W 127-54	3574
11/12/2021	Eastern Ill.	W 86-44	5433
11/16/2021	at Memphis	L 74-90	13302
11/20/2021	Mercer	W 75-58	4725
11/23/2021	vs Illinois St.	W 82-76	103
11/24/2021	vs SFA	W 79-68	461
11/30/2021	at Boise St.	Wot 86-82	6765
12/04/2021	UAB	L 72-77	5743
12/07/2021	Belmont	L 59-64	4521
12/11/2021	Boston College	W 79-68	6123
12/18/2021	Auburn	L 70-74	8012
01/02/2022	Richmond	W 76-69	4825
01/08/2022	Iona	W 68-67	4107
01/11/2022	at Dayton	L 63-68	13407
01/15/2022	Fordham	W 63-45	4486
01/20/2022	at Massachusetts	L 85-91	1665
01/23/2022	Massachusetts	W 90-59	5136
01/26/2022	George Washington	W 80-67	4238
01/29/2022	at Duquesne	W 77-53	2421
02/02/2022	at George Mason	Wot2 92-90	2664
02/05/2022	Dayton	W 72-61	9411
02/08/2022	at La Salle	W 75-57	1121
02/11/2022	St. Bonaventure	L 61-68	7924
02/14/2022	at St. Bonaventure	L 79-83	3418
02/16/2022	La Salle	W 90-64	4671
02/19/2022	at Davidson	L 58-79	4039
02/22/2022	Saint Joseph's	W 72-61	4435
02/25/2022	at Richmond	L 66-68	6750
03/02/2022	at Rhode Island	W 80-74	4611
03/05/2022	VCU	W 69-65	9125



2021-22 Saint Louis Men's Basketball Combined Team Statistics In Conference games

Page 1/1
as of Mar 06, 2022

Game Records

Record	Overall	Home	Away	Neutral
ALL GAMES	12-6	8-1	4-5	0-0
CONFERENCE	12-6	8-1	4-5	0-0
NON-CONFERENCE	0-0	0-0	0-0	0-0

Score by Periods

Team	1st	2nd	OT	TOT
Saint Louis	653	679	16	1348
Opponents	564	644	14	1222

Team Box Score

No.	Player				Total		3-Point		F-Throw		Rebounds													
		GP-GS	MIN	AVG	FG-FGA	FG%	3FG-3FGA	3FG%	FT-FTA	FT%	OFF	DEF	TOT	AVG	PF	DQ	A	TO	BLK	STL	PTS	AVG		
24	JIMERSON, Gibson	18-17	633:52	35.2	104-231	.450	46-104	.442	40-54	.741	11	35	46	2.6	23	0	14	11	1	7	294	16.3		
5	OKORO, Francis	18-17	448:42	24.9	89-145	.614	0-0	.000	38-47	.809	37	110	147	8.2	54	2	7	22	17	11	216	12.0		
1	COLLINS, Yuri	18-18	619:44	34.4	78-159	.491	14-34	.412	40-48	.833	4	71	75	4.2	48	2	150	75	3	37	210	11.7		
20	THATCH JR., Fred	17-15	507:55	29.9	71-153	.464	14-31	.452	39-50	.780	31	72	103	6.1	47	1	31	23	11	17	195	11.5		
15	NESBITT, Jordan	18-16	469:37	26.1	50-116	.431	17-50	.340	27-37	.730	26	45	71	3.9	45	0	21	25	5	11	144	8.0		
12	LINSSEN, Marten	15-1	195:27	13.0	25-50	.500	0-0	.000	31-41	.756	14	38	52	3.5	37	1	8	13	5	2	81	5.4		
22	HARGROVE JR., Terrence	18-3	346:22	19.2	38-102	.373	15-49	.306	4-11	.364	20	40	60	3.3	23	0	13	16	4	4	95	5.3		
55	JONES, DeAndre	17-1	235:40	13.9	17-50	.340	11-30	.367	7-8	.875	6	20	26	1.5	28	0	24	12	0	11	52	3.1		
2	STRICKLAND, Markhi	6-1	21:35	3.6	5-11	.455	0-0	.000	3-5	.600	3	3	6	1.0	4	0	1	4	0	2	13	2.2		
11	WILLIAMS, Rashad	11-0	75:38	6.9	7-34	.206	7-30	.233	2-2	1.000	1	4	5	0.5	6	0	3	4	0	1	23	2.1		
30	COURTNEY, Brandon	3-1	05:00	1.7	2-2	1.000	1-1	1.000	0-0	.000	1	2	3	1.0	1	0	0	0	0	0	5	1.7		
23	TRAORE, Lassina	10-0	82:60	8.3	7-15	.467	0-0	.000	2-2	1.000	10	20	30	3.0	16	0	4	10	1	2	16	1.6		
13	LORENTSSON, Andre	3-0	07:28	2.5	2-2	1.000	0-0	.000	0-0	.000	0	2	2	0.7	0	0	1	1	0	0	4	1.3		
Team											31	26	57				8							
Total		18	3650		495-1070	.463	125-329	.380	233-305	.764	195	488	683	37.9	332	6	277	224	47	105	1348	74.9		
Opponents		18	3650		437-1037	.421	117-356	.329	231-347	.666	173	413	586	32.6	282	2	201	204	78	112	1222	67.9		

Team Statistics

	SLU	OPP
Scoring	1348	1222
Points per game	74.9	67.9
Scoring margin	+7.0	-
Field goals-att	495-1070	437-1037
Field goal pct	.463	.421
3 point fg-att	125-329	117-356
3-point FG pct	.380	.329
3-pt FG made per game	6.9	6.5
Free throws-att	233-305	231-347
Free throw pct	.764	.666
F-Throws made per game	12.9	12.8
Rebounds	683	586
Rebounds per game	37.9	32.6
Rebounding margin	+5.4	-
Assists	277	201
Assists per game	15.4	11.2
Turnovers	224	204
Turnovers per game	12.4	11.3
Turnover margin	-1.1	-
Assist/turnover ratio	1.2	1.0
Steals	105	112
Steals per game	5.8	6.2
Blocks	47	78
Blocks per game	2.6	4.3
Winning streak	2	-
Home win streak	3	-
Attendance	54251	40096
Home games-Avg/Game	9-6028	9-4455
Neutral site-Avg/Game	-	0-0

Team Results

Date	Opponent		Score	Att.
01/02/2022	Richmond	W	76-69	4825
01/11/2022	at Dayton	L	63-68	13407
01/15/2022	Fordham	W	63-45	4486
01/20/2022	at Massachusetts	L	85-91	1665
01/23/2022	Massachusetts	W	90-59	5136
01/26/2022	George Washington	W	80-67	4238
01/29/2022	at Duquesne	W	77-53	2421
02/02/2022	at George Mason	Wot2	92-90	2664
02/05/2022	Dayton	W	72-61	9411
02/08/2022	at La Salle	W	75-57	1121
02/11/2022	St. Bonaventure	L	61-68	7924
02/14/2022	at St. Bonaventure	L	79-83	3418
02/16/2022	La Salle	W	90-64	4671
02/19/2022	at Davidson	L	58-79	4039
02/22/2022	Saint Joseph's	W	72-61	4435
02/25/2022	at Richmond	L	66-68	6750
03/02/2022	at Rhode Island	W	80-74	4611
03/05/2022	VCU	W	69-65	9125



**2021-22 Saint Louis Men's Basketball
Season Schedule/Results & Leaders
All games**

Page 1/2
as of Mar 06, 2022

Game Records

Record	Overall	Home	Away	Neutral
ALL GAMES	21-10	14-4	5-6	2-0
CONFERENCE	12-6	8-1	4-5	0-0
NON-CONFERENCE	9-4	6-3	1-1	2-0

Team Results

Date	Opponent		Score	Att.	High Points	High Rebounds
11/09/2021	Central Ark.	W	96-61	4805	(17) JIMERSON, Gibson	(7) OKORO, Francis (7) TRAORE, Lassina
11/10/2021	Harris-Stowe	W	127-54	3574	(21) JIMERSON, Gibson	(9) NESBITT, Jordan
11/12/2021	Eastern Ill.	W	86-44	5433	(18) JIMERSON, Gibson	(12) OKORO, Francis
11/16/2021	at Memphis	L	74-90	13302	(20) HARGROVE JR., Terrence	(13) OKORO, Francis
11/20/2021	Mercer	W	75-58	4725	(20) THATCH JR., Fred	(11) HARGROVE JR., Terrence
11/23/2021	vs Illinois St.	W	82-76	103	(19) JIMERSON, Gibson	(9) OKORO, Francis
11/24/2021	vs SFA	W	79-68	461	(19) LINSSEN, Marten (19) JIMERSON, Gibson	(8) LINSSEN, Marten
11/30/2021	at Boise St.	Wot	86-82	6765	(21) JIMERSON, Gibson	(8) NESBITT, Jordan
12/04/2021	UAB	L	72-77	5743	(17) JONES, DeAndre	(6) HARGROVE JR., Terrence
12/07/2021	Belmont	L	59-64	4521	(21) JIMERSON, Gibson	(7) LINSSEN, Marten
12/11/2021	Boston College	W	79-68	6123	(19) JIMERSON, Gibson	(6) OKORO, Francis (6) THATCH JR., Fred
12/18/2021	Auburn	L	70-74	8012	(17) HARGROVE JR., Terrence	(12) COLLINS, Yuri
01/02/2022	Richmond	W	76-69	4825	(24) COLLINS, Yuri	(8) OKORO, Francis
01/08/2022	Iona	W	68-67	4107	(15) NESBITT, Jordan	(14) OKORO, Francis
01/11/2022	at Dayton	L	63-68	13407	(23) JIMERSON, Gibson	(8) OKORO, Francis
01/15/2022	Fordham	W	63-45	4486	(19) JIMERSON, Gibson	(10) JONES, DeAndre (10) OKORO, Francis
01/20/2022	at Massachusetts	L	85-91	1665	(23) JIMERSON, Gibson	(7) OKORO, Francis
01/23/2022	Massachusetts	W	90-59	5136	(31) JIMERSON, Gibson	(12) NESBITT, Jordan
01/26/2022	George Washington	W	80-67	4238	(28) JIMERSON, Gibson	(11) OKORO, Francis
01/29/2022	at Duquesne	W	77-53	2421	(14) OKORO, Francis (14) THATCH JR., Fred	(8) OKORO, Francis
02/02/2022	at George Mason	Wot2	92-90	2664	(35) COLLINS, Yuri	(9) OKORO, Francis
02/05/2022	Dayton	W	72-61	9411	(17) LINSSEN, Marten	(8) COLLINS, Yuri
02/08/2022	at La Salle	W	75-57	1121	(19) OKORO, Francis	(10) THATCH JR., Fred
02/11/2022	St. Bonaventure	L	61-68	7924	(18) COLLINS, Yuri	(7) THATCH JR., Fred (7) NESBITT, Jordan
02/14/2022	at St. Bonaventure	L	79-83	3418	(18) NESBITT, Jordan	(13) THATCH JR., Fred
02/16/2022	La Salle	W	90-64	4671	(21) THATCH JR., Fred	(7) THATCH JR., Fred
02/19/2022	at Davidson	L	58-79	4039	(10) COLLINS, Yuri	(11) OKORO, Francis
02/22/2022	Saint Joseph's	W	72-61	4435	(17) COLLINS, Yuri	(10) OKORO, Francis
02/25/2022	at Richmond	L	66-68	6750	(23) OKORO, Francis	(15) OKORO, Francis
03/02/2022	at Rhode Island	W	80-74	4611	(22) JIMERSON, Gibson	(13) THATCH JR., Fred
03/05/2022	VCU	W	69-65	9125	(19) JIMERSON, Gibson	(6) LINSSEN, Marten (6) OKORO, Francis



2021-22 Saint Louis Men's Basketball Team Game-by-Game All games

Page 1/1
as of Mar 06, 2022

				Total		3-Pointers		Free throws		Rebounds											
Opponent	Date	Score		FG-FGA	PCT	3FG-3FGA	PCT	FT-FTA	PCT	OFF	DEF	TOT	AVG	PF	A	TO	BLK	STL	PTS	AVG	
Central Ark.	11/09/2021	96-61	W	37-72	.514	9-22	.409	13-20	.650	16	28	44	44.0	15	17	12	2	12	96	96.0	
Harris-Stowe	11/10/2021	127-54	W	50-78	.641	14-25	.560	13-16	.813	18	28	46	45.0	19	29	5	7	14	127	111.5	
Eastern Ill.	11/12/2021	86-44	W	32-65	.492	3-15	.200	19-24	.792	16	33	49	46.3	17	15	9	2	8	86	103.0	
at Memphis	11/16/2021	74-90	L	24-77	.312	5-22	.227	21-32	.656	23	21	44	45.8	23	12	14	6	11	74	95.8	
Mercer	11/20/2021	75-58	W	26-51	.510	5-11	.455	18-26	.692	11	24	35	43.6	15	13	14	6	7	75	91.6	
vs Illinois St.	11/23/2021	82-76	W	27-54	.500	8-21	.381	20-25	.800	10	25	35	42.2	20	13	18	1	8	82	90.0	
vs SFA	11/24/2021	79-68	W	22-53	.415	6-16	.375	29-35	.829	13	23	36	41.3	20	12	16	5	5	79	88.4	
at Boise St.	11/30/2021	86-82	Wot	25-54	.463	6-13	.462	30-34	.882	6	29	35	40.5	25	10	12	2	4	86	88.1	
UAB	12/04/2021	72-77	L	24-49	.490	8-19	.421	16-22	.727	5	22	27	39.0	12	13	11	5	8	72	86.3	
Belmont	12/07/2021	59-64	L	23-58	.397	4-14	.286	9-15	.600	13	27	40	39.1	12	12	14	3	7	59	83.6	
Boston College	12/11/2021	79-68	W	29-55	.527	11-27	.407	10-12	.833	6	25	31	38.4	19	20	15	4	5	79	83.2	
Auburn	12/18/2021	70-74	L	25-60	.417	4-17	.235	16-24	.667	19	27	46	39.0	14	12	17	3	8	70	82.1	
Richmond	01/02/2022	76-69	W	28-66	.424	5-19	.263	15-20	.750	11	29	40	39.1	17	12	9	4	9	76	81.6	
Iona	01/08/2022	68-67	W	20-58	.345	3-14	.214	25-26	.962	21	27	48	39.7	20	7	19	6	7	68	80.6	
at Dayton	01/11/2022	63-68	L	22-52	.423	9-16	.563	10-12	.833	9	19	28	38.9	20	14	15	5	1	63	79.5	
Fordham	01/15/2022	63-45	W	24-53	.453	5-10	.500	10-13	.769	13	35	48	39.5	18	15	20	0	5	63	78.4	
at Massachusetts	01/20/2022	85-91	L	30-59	.508	7-19	.368	18-20	.900	8	23	31	39.0	26	19	11	0	3	85	78.8	
Massachusetts	01/23/2022	90-59	W	34-74	.459	9-30	.300	13-23	.565	22	33	55	39.9	17	19	8	3	8	90	79.4	
George Washington	01/26/2022	80-67	W	31-68	.456	6-19	.316	12-13	.923	14	25	39	39.8	14	19	8	3	8	80	79.5	
at Duquesne	01/29/2022	77-53	W	32-72	.444	8-24	.333	5-7	.714	15	28	43	40.0	18	18	12	4	10	77	79.4	
at George Mason	02/02/2022	92-90	Wot2	31-77	.403	11-30	.367	19-22	.864	12	28	40	40.0	30	18	12	4	12	92	80.0	
Dayton	02/05/2022	72-61	W	23-47	.489	8-18	.444	18-21	.857	7	27	34	39.7	20	13	11	5	4	72	79.6	
at La Salle	02/08/2022	75-57	W	28-61	.459	3-11	.273	16-22	.727	11	32	43	39.9	16	14	8	5	5	75	79.4	
St. Bonaventure	02/11/2022	61-68	L	24-57	.421	6-21	.286	7-12	.583	11	28	39	39.8	16	9	18	2	5	61	78.6	
at St. Bonaventure	02/14/2022	79-83	L	27-48	.563	9-19	.474	16-17	.941	5	25	30	39.4	19	20	17	0	3	79	78.6	
La Salle	02/16/2022	90-64	W	36-56	.643	10-16	.625	8-12	.667	9	31	40	39.5	16	22	16	1	5	90	79.1	
at Davidson	02/19/2022	58-79	L	21-61	.344	8-21	.381	8-11	.727	10	24	34	39.3	21	12	10	1	3	58	78.3	
Saint Joseph's	02/22/2022	72-61	W	29-55	.527	4-11	.364	10-16	.625	6	29	35	39.1	14	14	7	4	4	72	78.1	
at Richmond	02/25/2022	66-68	L	26-55	.473	2-13	.154	12-15	.800	12	20	32	38.9	14	9	15	1	5	66	77.7	
at Rhode Island	03/02/2022	80-74	W	28-63	.444	9-19	.474	15-24	.625	12	30	42	39.0	19	15	9	2	8	80	77.7	
VCU	03/05/2022	69-65	W	21-46	.457	6-13	.462	21-25	.840	8	22	30	38.7	17	15	18	3	7	69	77.5	
Total		2401		859-1854	.463	211-565	.373	472-616	.766	372	827	1199	38.7	563	462	400	99	209	2401	77.5	
Opponents		2105		752-1784	.422	197-620	.318	404-603	.670	311	688	999	32.2	535	351	400	148	214	2105	67.9	

Saint Louis Averages

Games Played	Points/game	FG Pct	3FG Pct	FT Pct	Rebounds/game	Assists/game	Turnovers/game	Assist/Turnover ratio	Steals/game	Blocks/game
31	77.5	46.3	37.3	76.6	38.7	14.9	12.9	1.2	6.7	3.2



2021-22 Saint Louis Men's Basketball Opponents Game-by-Game All games

Page 1/1
as of Mar 06, 2022

				Total		3-Pointers		Free throws		Rebounds											
Opponent	Date	Score		FG-FGA	PCT	3FG-3FGA	PCT	FT-FTA	PCT	OFF	DEF	TOT	AVG	PF	A	TO	BLK	STL	PTS	AVG	
Central Ark.	11/09/2021	96-61	W	23-57	.404	7-19	.368	8-13	.615	8	22	30	30.0	17	11	22	6	6	61	61.0	
Harris-Stowe	11/10/2021	127-54	W	16-51	.314	5-16	.313	17-22	.773	11	11	22	26.0	13	5	21	3	3	54	57.5	
Eastern Ill.	11/12/2021	86-44	W	13-50	.260	5-18	.278	13-17	.765	5	20	25	25.7	18	4	18	4	6	44	53.0	
at Memphis	11/16/2021	74-90	L	31-57	.544	8-17	.471	20-33	.606	13	35	48	31.3	26	15	24	14	6	90	62.3	
Mercer	11/20/2021	75-58	W	20-55	.364	6-26	.231	12-15	.800	11	19	30	31.0	22	10	14	1	9	58	61.4	
vs Illinois St.	11/23/2021	82-76	W	26-54	.481	8-22	.364	16-22	.727	9	18	27	30.3	23	12	16	3	8	76	63.8	
vs SFA	11/24/2021	79-68	W	23-52	.442	2-12	.167	20-27	.741	8	20	28	30.0	24	10	15	7	9	68	64.4	
at Boise St.	11/30/2021	86-82	Wot	31-67	.463	8-25	.320	12-26	.462	14	26	40	31.3	22	11	10	7	4	82	66.6	
UAB	12/04/2021	72-77	L	31-64	.484	9-23	.391	6-11	.545	15	23	38	32.0	18	16	13	3	9	77	67.8	
Belmont	12/07/2021	59-64	L	26-59	.441	6-24	.250	6-9	.667	8	24	32	32.0	12	16	12	5	13	64	67.4	
Boston College	12/11/2021	79-68	W	25-59	.424	3-17	.176	15-20	.750	11	21	32	32.0	17	14	11	2	10	68	67.5	
Auburn	12/18/2021	70-74	L	28-60	.467	9-23	.391	9-15	.600	8	19	27	31.6	20	16	11	6	8	74	68.0	
Richmond	01/02/2022	76-69	W	24-65	.369	6-20	.300	15-20	.750	14	32	46	32.7	16	15	11	2	7	69	68.1	
Iona	01/08/2022	68-67	W	22-62	.355	4-22	.182	19-26	.731	17	17	34	32.8	21	10	9	9	11	67	68.0	
at Dayton	01/11/2022	63-68	L	22-50	.440	7-16	.438	17-26	.654	12	22	34	32.9	13	10	12	5	8	68	68.0	
Fordham	01/15/2022	63-45	W	16-56	.286	5-20	.250	8-16	.500	8	18	26	32.4	19	8	10	0	9	45	66.6	
at Massachusetts	01/20/2022	85-91	L	29-56	.518	7-20	.350	26-33	.788	8	22	30	32.3	19	11	9	1	4	91	68.0	
Massachusetts	01/23/2022	90-59	W	18-62	.290	9-33	.273	14-17	.824	13	22	35	32.4	16	8	13	3	2	59	67.5	
George Washington	01/26/2022	80-67	W	23-52	.442	7-16	.438	14-18	.778	6	24	30	32.3	11	11	14	3	4	67	67.5	
at Duquesne	01/29/2022	77-53	W	19-54	.352	5-17	.294	10-16	.625	10	27	37	32.6	11	7	20	9	7	53	66.8	
at George Mason	02/02/2022	92-90	Wot2	31-68	.456	9-21	.429	19-28	.679	13	35	48	33.3	19	11	17	5	4	90	67.9	
Dayton	02/05/2022	72-61	W	22-53	.415	5-13	.385	12-23	.522	10	18	28	33.0	18	9	8	5	7	61	67.5	
at La Salle	02/08/2022	75-57	W	21-59	.356	6-21	.286	9-16	.563	9	22	31	33.0	15	13	11	5	2	57	67.1	
St. Bonaventure	02/11/2022	61-68	L	29-58	.500	3-13	.231	7-12	.583	5	25	30	32.8	14	11	7	8	12	68	67.1	
at St. Bonaventure	02/14/2022	79-83	L	35-65	.538	4-18	.222	9-16	.563	10	14	24	32.5	13	19	5	3	6	83	67.8	
La Salle	02/16/2022	90-64	W	21-61	.344	7-26	.269	15-16	.938	10	11	21	32.0	15	10	11	4	8	64	67.6	
at Davidson	02/19/2022	58-79	L	24-51	.471	14-24	.583	17-25	.680	8	31	39	32.3	15	15	11	5	4	79	68.0	
Saint Joseph's	02/22/2022	72-61	W	26-62	.419	8-28	.286	1-8	.125	10	22	32	32.3	14	13	7	2	2	61	67.8	
at Richmond	02/25/2022	66-68	L	23-47	.489	6-17	.353	16-20	.800	5	20	25	32.0	14	8	11	5	9	68	67.8	
at Rhode Island	03/02/2022	80-74	W	29-63	.460	6-16	.375	10-22	.455	12	29	41	32.3	20	11	10	7	6	74	68.0	
VCU	03/05/2022	69-65	W	25-55	.455	3-17	.176	12-15	.800	10	19	29	32.2	20	11	17	6	11	65	67.9	
Total		2105		752-1784	.422	197-620	.318	404-603	.670	311	688	999	32.2	535	351	400	148	214	2105	67.9	
Saint Louis		2401		859-1854	.463	211-565	.373	472-616	.766	372	827	1199	38.7	563	462	400	99	209	2401	77.5	

Opponents Averages

Games Played	Points/game	FG Pct	3FG Pct	FT Pct	Rebounds/game	Assists/game	Turnovers/game	Assist/Turnover ratio	Steals/game	Blocks/game
31	67.9	42.2	31.8	67.0	32.2	11.3	12.9	0.9	6.9	4.8



2021-22 Saint Louis Men's Basketball Points-rebounds-assists All games

Page 1/2
as of Mar 06, 2022

Opponent	Date	Score		1	2	5	11	12	13	15	20	22	23	24
				COLLINS,YU	STRICKLAND	OKORO,FRAN	WILLIAMS,R	LINSSSEN,MA	LORENTSSON	NESBITT,JO	THATCH JR.	HARGROVE J	TRAORE,LAS	JIMERSON,G
Central Ark.	11/09/2021	96-61	W	14-3-12	7-0-0	4-7-1	6-1-0	8-1-0	0-0-1	15-6-0	6-3-2	7-3-0	4-7-0	17-2-0
Harris-Stowe	11/10/2021	127-54	W	4-2-10	7-2-1	18-8-0	9-2-6	12-3-2	5-1-2	19-9-2	0-0-0	7-6-1	14-7-1	21-1-0
Eastern Ill.	11/12/2021	86-44	W	11-3-6	2-0-0	11-12-1	0-0-2	15-4-1	3-2-0	6-5-1	4-9-3	6-4-0	8-6-0	18-1-0
at Memphis	11/16/2021	74-90	L	9-1-7	2-1-0	7-13-0	0-0-0	11-6-0	0-0-0	13-4-3	1-4-0	20-11-1	0-1-0	6-0-0
Mercer	11/20/2021	75-58	W	8-1-7	0-0-0	7-5-0	DNP	9-5-1	DNP	1-2-2	20-8-0	15-11-0	DNP	15-1-0
vs Illinois St.	11/23/2021	82-76	W	7-4-8	DNP	6-9-0	0-1-0	10-5-1	DNP	14-1-1	7-5-0	13-3-2	DNP	19-3-0
vs SFA	11/24/2021	79-68	W	11-3-4	DNP	0-2-0	DNP	19-8-1	DNP	9-4-1	8-4-2	3-5-1	0-0-0	19-3-1
at Boise St.	11/30/2021	86-82	Wot	15-3-1	DNP	8-4-1	3-0-0	7-5-0	DNP	6-8-1	12-5-2	6-2-0	DNP	21-5-3
UAB	12/04/2021	72-77	L	4-0-7	DNP	12-5-1	DNP	11-2-2	DNP	4-5-1	12-4-1	4-6-0	DNP	8-2-0
Belmont	12/07/2021	59-64	L	11-5-6	DNP	2-2-0	DNP	9-7-2	DNP	7-5-2	0-5-1	5-5-0	4-1-0	21-2-1
Boston College	12/11/2021	79-68	W	14-4-19	DNP	17-6-0	DNP	4-3-0	DNP	11-2-0	5-6-0	9-2-0	DNP	19-1-1
Auburn	12/18/2021	70-74	L	13-12-8	DNP	12-8-0	DNP	6-3-0	DNP	11-6-1	0-0-1	17-7-0	0-0-0	11-2-2
Richmond	01/02/2022	76-69	W	24-6-8	3-1-0	9-8-1	0-0-0	DNP	DNP	12-3-1	3-2-1	2-5-1	6-4-0	17-1-0
Iona	01/08/2022	68-67	W	11-8-3	0-0-0	13-14-0	DNP	DNP	DNP	15-5-1	9-7-1	7-7-1	0-1-0	13-1-1
at Dayton	01/11/2022	63-68	L	4-1-9	0-0-0	7-8-0	DNP	DNP	DNP	5-3-1	10-5-1	14-5-1	0-1-0	23-2-1
Fordham	01/15/2022	63-45	W	11-4-9	0-0-0	11-10-0	0-0-0	DNP	DNP	5-3-1	DNP	8-3-1	0-9-1	19-2-0
at Massachusetts	01/20/2022	85-91	L	2-6-9	DNP	16-7-0	3-0-0	2-2-1	DNP	8-4-0	20-5-4	7-2-2	0-1-0	23-3-3
Massachusetts	01/23/2022	90-59	W	10-5-12	2-2-0	1-6-0	3-1-0	8-4-0	0-0-1	17-12-2	6-7-0	6-6-1	4-6-0	31-1-0
George Washington	01/26/2022	80-67	W	11-5-12	DNP	22-11-1	2-0-1	4-5-1	2-2-0	5-2-3	2-5-0	0-0-0	4-1-0	28-4-0
at Duquesne	01/29/2022	77-53	W	11-7-10	2-0-0	14-8-0	6-0-0	3-4-0	DNP	7-3-1	14-3-2	2-3-0	0-5-2	12-3-2
at George Mason	02/02/2022	92-90	Wot2	35-5-13	DNP	14-9-1	3-2-0	5-3-0	DNP	14-5-1	5-2-0	5-4-1	0-1-0	8-3-0
Dayton	02/05/2022	72-61	W	16-8-6	DNP	5-7-1	3-0-0	17-2-1	DNP	2-4-0	12-5-3	3-4-1	DNP	14-2-0
at La Salle	02/08/2022	75-57	W	8-5-8	DNP	19-7-0	DNP	1-2-1	DNP	8-4-1	14-10-2	8-5-0	2-1-0	13-8-2
St. Bonaventure	02/11/2022	61-68	L	18-4-7	DNP	14-4-0	0-0-0	10-3-0	DNP	0-7-1	8-7-0	5-5-1	DNP	6-3-0
at St. Bonaventure	02/14/2022	79-83	L	4-0-10	DNP	14-7-0	DNP	4-1-1	DNP	18-1-2	17-13-4	0-1-1	DNP	17-3-2
La Salle	02/16/2022	90-64	W	5-1-6	6-3-1	6-6-0	0-1-2	4-6-1	2-0-0	16-3-2	21-7-2	13-4-2	0-1-1	12-2-1
at Davidson	02/19/2022	58-79	L	10-2-5	DNP	9-11-0	3-1-0	2-6-0	DNP	5-4-1	8-4-6	9-4-0	DNP	8-1-0
Saint Joseph's	02/22/2022	72-61	W	17-2-6	DNP	15-10-2	DNP	6-2-1	DNP	5-2-0	10-8-1	0-3-1	DNP	14-4-2
at Richmond	02/25/2022	66-68	L	2-4-4	DNP	23-15-0	DNP	4-1-0	DNP	4-7-2	15-3-1	7-0-0	DNP	8-0-1
at Rhode Island	03/02/2022	80-74	W	10-5-9	DNP	9-7-1	DNP	5-5-0	DNP	11-4-2	21-13-1	2-2-0	DNP	22-1-0
VCU	03/05/2022	69-65	W	12-5-7	DNP	8-6-0	DNP	6-6-1	DNP	2-0-0	9-4-3	4-4-0	DNP	19-3-0

Opponent	Date	Score		30	55
				COURTNEY,B	JONES,DEAN
Central Ark.	11/09/2021	96-61	W	0-1-0	8-4-1
Harris-Stowe	11/10/2021	127-54	W	6-0-0	5-1-4
Eastern Ill.	11/12/2021	86-44	W	0-0-1	2-0-0
at Memphis	11/16/2021	74-90	L	DNP	5-1-1
Mercer	11/20/2021	75-58	W	DNP	0-0-3
vs Illinois St.	11/23/2021	82-76	W	DNP	6-2-1
vs SFA	11/24/2021	79-68	W	DNP	10-3-2
at Boise St.	11/30/2021	86-82	Wot	DNP	8-1-2
UAB	12/04/2021	72-77	L	DNP	17-0-1
Belmont	12/07/2021	59-64	L	DNP	0-3-0
Boston College	12/11/2021	79-68	W	DNP	0-2-0
Auburn	12/18/2021	70-74	L	DNP	0-1-0
Richmond	01/02/2022	76-69	W	DNP	0-2-0
Iona	01/08/2022	68-67	W	DNP	0-0-0
at Dayton	01/11/2022	63-68	L	DNP	0-0-1
Fordham	01/15/2022	63-45	W	DNP	9-10-3
at Massachusetts	01/20/2022	85-91	L	DNP	4-1-0
Massachusetts	01/23/2022	90-59	W	2-2-0	0-0-3
George Washington	01/26/2022	80-67	W	DNP	0-2-1
at Duquesne	01/29/2022	77-53	W	DNP	6-2-1
at George Mason	02/02/2022	92-90	Wot2	DNP	3-0-2
Dayton	02/05/2022	72-61	W	DNP	0-0-1
at La Salle	02/08/2022	75-57	W	DNP	2-1-0
St. Bonaventure	02/11/2022	61-68	L	DNP	DNP
at St. Bonaventure	02/14/2022	79-83	L	DNP	5-2-0
La Salle	02/16/2022	90-64	W	0-1-0	5-2-4
at Davidson	02/19/2022	58-79	L	DNP	4-0-0
Saint Joseph's	02/22/2022	72-61	W	DNP	5-1-1
at Richmond	02/25/2022	66-68	L	DNP	3-0-1
at Rhode Island	03/02/2022	80-74	W	DNP	0-1-2
VCU	03/05/2022	69-65	W	3-0-0	6-2-4

BILLIKENS at #A10MBB Championship // March 9-13, 2022



Official Basketball Box Score - Final
Central Ark. at Saint Louis
11/09/21 Chaffetz Arena, St. Louis
2021-22 Men's Basketball

Game Time: 7:00 PM
Game Duration: 1:52
Attendance: 4,805

Officials: Ed Greshaw, Matt Rafferty, Greg Moyer

Central Ark. - 61

Record: 0-1

NO.	Name	Min	FG M-A	3P M-A	FT M-A	Rebounds OR DR TOT	Fouls PF FLD	TP	AS	TO	ST	Blocks BS BA	+/-			
4	Darius Hall	F 25:35	2-7	0-1	3-4	1 7 8	4 3 7	2	5	2	1	0	-13			
24	Jared Chatham	F 19:06	2-7	0-0	0-0	4 4 8	2 0 4	0	0	1	1	1	-5			
14	Colin Cooper	G 32:06	5-8	2-4	0-0	1 1 2	0 1 1	12	3	2	2	0	-25			
23	Carren Hunter	G 26:18	3-10	2-6	2-3	1 1 2	1 3 10	1	8	0	0	0	-17			
4	Jaxson Baker	G 21:18	1-4	0-2	2-2	0 2 2	2 2 4	2	2	0	1	0	-21			
1	Ibbe Klintman	F 17:39	1-3	1-2	0-0	0 2 2	1 0 3	0	3	0	0	0	-19			
32	Churchill Bounds	F 07:53	1-4	0-0	0-2	1 0 1	4 2 2	0	0	0	1	0	-6			
13	Eddy Kayouloud	F 09:05	3-6	0-1	0-0	1 2 0	0 0 6	0	0	1	0	1	-11			
00	SK Shittu	F 08:47	2-3	2-3	0-0	0 2 2	2 1 6	0	0	0	0	0	-16			
11	Vincent Reeves	F 15:54	1-3	0-0	0-0	0 0 0	0 0 2	1	0	0	0	0	-27			
5	Elias Cato	F 11:43	2-2	0-0	1-2	1 1 2	1 1 5	2	1	0	0	0	-5			
21	Jonas Munson	F 02:44	0-0	0-0	0-0	0 0 0	0 2 0	0	1	0	0	0	-5			
20	Brendan Simmons	F 01:52	0-0	0-0	0-0	0 0 0	0 0 0	0	0	0	0	0	-5			
Team						2 1 3										
Totals			23-57	7-19	8-13	8	22	30	17	15	61	11	22	6	2	-35

Technical Fouls: NONE

Saint Louis - 95

Record: 1-0

NO.	Name	Min	FG	3P	FT	Rebounds	Fouls	TP	AS	TO	ST	Blocks	BS	BA	+/-
12	Marten Linssen	12:47	4-4	0-0	0-0	0 1	1 2	0	8	0	1	1	0	0	15
22	Terrence Hargrove Jr.	19:11	3-6	1-2	0-0	0 3	3 2	0	7	0	1	1	0	0	20
1	Yuri Collins	24:06	5-9	1-2	3-4	0 3	3 0	4	14	12	2	4	0	1	25
15	Jordan Nesbitt	22:17	6-11	0-3	3-4	2 4	6 3	2	15	0	1	0	1	1	27
24	Gibson Jimerson	25:23	6-16	3-7	2-2	1 1	2 0	1	17	0	1	1	0	2	28
5	Francis Okoro	17:12	1-5	0-0	2-4	2 5	7 2	2	4	1	0	0	1	0	4
20	Fred Thatch Jr.	14:24	2-3	0-1	2-3	1 2	3 2	6	2	1	2	0	0	0	16
55	Deandre Jones	17:46	3-6	2-3	0-0	2 2	4 1	1	8	1	1	0	0	1	6
23	Lassina Traore	10:01	2-2	0-0	1-3	4 7	2 2	4	0	2	1	0	0	0	16
11	Rashad Williams	13:16	2-4	2-4	0-0	0 1	1 1	1	6	0	0	0	0	0	7
2	Markhi Strickland	10:16	3-4	0-0	1-2	0 0	1 1	1	7	0	0	2	0	0	3
13	Andre Loretsson	10:16	0-0	0-0	0-0	0 0	0 0	0	0	1	0	0	0	0	1
30	Brandon Courtney	03:05	0-2	0-0	0-0	0 1	1 0	0	0	0	0	0	0	0	5
Team						5 1	6		0	1					
Totals			37-72	9-22	13-20	16	28	44	15	17	12	12	2	6	35

Technical Fouls: NONE

Points from		UCA	SLU
Biggest lead	6 (1 st 13:30)	35 (2 nd 0:31)	
Best Scoring Run	6 (2 nd 18:40)	18 (2 nd 14:33)	
Lead Changes	8		
Times Tied	4		
Time with Lead	07:17	31:26	

Shooting By Period	
1 st FG%	15-35 42.9%
3PT%	2-8 25.0%
FT%	11-16 68.8%
2 nd FG%	22-37 59.5%
3PT%	7-14 50.0%
FT%	2-4 50%
GM FG%	37-72 51.4%
3PT%	9-22 40.9%
FT%	13-20 65.0%
Dead Ball Rebounds: 3, 0	



Official Basketball Box Score - Final
Harris-Stowe at Saint Louis
11/10/21 Chaffetz Arena, St. Louis
2021-22 Men's Basketball

Game Time: 7:00 PM
Game Duration: 1:48
Attendance: 3,574

Officials: Alfred Smith, Andy O'Brien, John Floyd

Harris-Stowe - 54

Record: 0-4

Shooting By Period																
NO.	Name	Min	FG M-A	3P M-A	FT M-A	OR Reb	DR Reb	Fouls PF	TP	AS	TO	Blocks		+/-		
												BS	BA			
0	Tabais Long	26:26	1-4	0-1	3-4	0	1	1	2	5	1	1	2	0	-54	
2	Jamarr Joseph	26:47	3-10	1-3	2-2	1	1	2	0	2	9	1	4	0	-47	
20	Jonathan Burns	25:09	3-12	0-0	2-2	0	0	0	2	1	8	1	3	0	-50	
21	Malik Greer	16:22	1-2	0-0	0-1	0	1	1	5	2	2	1	0	0	-39	
22	Riley Barnes	22:04	4-10	1-3	3-4	0	2	4	5	12	1	3	1	0	-28	
14	Antwan Campbell	23:39	2-6	1-5	0-1	2	1	3	0	2	5	0	4	1	-51	
14	Justin Edwards	05:38	0-0	0-0	0-0	0	0	0	0	1	0	0	1	0	-14	
25	Darren Sunkett	23:13	2-4	2-3	5-6	1	1	2	0	3	11	0	0	0	-38	
12	Katravon Williams	07:12	0-0	0-0	0-0	0	0	0	1	0	0	1	0	0	-6	
30	Nigel Hightower	09:55	0-0	0-0	0-0	2	1	3	0	0	0	1	0	0	-14	
11	Sion Lightfoot	13:35	0-3	0-1	2-2	0	2	2	0	1	2	0	1	0	-24	
Team						5	1	6		0						
Totals			16-51	5-16	17-22	11	11	22	13	19	54	5	21	3	7	-73

Technical Fouls: NONE

Saint Louis - 127

Record: 2-0

No.	Name	Min	FG	3P	FT	Reb	Ords	Fouls	TP	AS	TO	Blocks		BS	BA	Shooting By Period													
			M-A	M-A	M-A	R	T	P				OT	ST			ST	1st	2nd	3rd	4th									
12	Marten Linssen	F 15:46	4-6	0-1	4-4	1	2	3	0	3	12	2	0	2	1	0	38												
22	Terrence Hargrove Jr.	F 16:58	3-6	0-0	1-2	3	3	6	0	1	7	1	0	1	3	0	39												
1	Yuri Collins	G 15:06	2-3	0-0	0-0	0	2	2	3	0	4	10	0	3	1	0	37												
15	Jordan Nesbitt	G 17:51	7-11	5-8	0-0	4	5	9	2	1	19	2	0	1	1	0	42												
24	Gibson Jimerson	G 16:59	8-11	3-4	2-2	1	0	1	0	1	21	0	1	0	0	2	39												
5	Francis Okoro	G 14:18	8-9	0-0	2-2	4	4	8	4	2	18	0	1	1	1	0	30												
20	Fred Thatch Jr.	O 05:56	0-2	0-1	0-0	0	0	0	1	0	0	0	1	1	0	0	18												
11	Rashad Williams	23:01	3-8	3-7	0-0	0	1	1	2	0	9	6	1	0	0	0	34												
55	Deandre Jones	15:35	2-2	0-0	1-2	0	1	1	1	1	5	4	0	3	0	0	34												
2	Markhi Strickland	18:00	3-6	0-0	1-1	0	2	2	0	1	7	1	0	1	0	0	18												
13	Andre Loretsson	16:44	2-2	1-1	0-0	0	1	1	2	1	5	2	1	1	0	0	16												
23	Lassina Traore	16:44	6-8	0-0	2-3	3	4	7	3	2	14	1	0	0	0	0	16												
30	Brandon Courtney	07:02	2-4	2-3	0-0	0	0	0	1	0	6	0	0	0	0	0	4												
Team						1			3	4				0			0												
Totals			50-78			14-25			13-16			18-28			46-19			13-27			29-5			14-7			73-73		

Technical Fouls: NONE

Points from		HSSU	SLU
Biggest lead	0 (1 st 20:00)	75 (2 nd 3:45)	
Best Scoring Run	4 (1 st 3:08)	11 (2 nd 15:39)	
Lead Changes	0		
Times Tied	2		
Time with Lead	00:00	38:51	

Points from		HSSU	SLU
Turnovers	0	42	
Paint	12	68	
Second Chance	10	27	
Fast Breaks	0	21	
Bench	18	64	



Official Basketball Box Score - Final
Eastern Ill. at Saint Louis
11/10/21 Chaffetz Arena, St. Louis
2021-22 Men's Basketball

Game Time: 7:00 PM
Game Duration: 1:49
Attendance: 5,433

Officials: Chance Moore, Tyler Kumpf, Rusty Phillips

Eastern Ill. - 44

Record: 0-2

NO.	Name	Min	FG	3P	FT	Rebounds	Fouls	TP	AS	TO	ST	Blocks	BS	BA	+/-	
55	Rodolfo Rutino Bois	22:53	1-7	1-3	3-4	1 2	3 3	4	6	0	3	3	0	0	-26	
34	Jermaine Hamlin	C 26:43	1-7	0-0	1-2	1 4	5 2	1	3	0	4	1	3	1	-33	
3	Keluan Clements	G 34:36	2-6	0-1	0-0	1 2	3 2	1	4	2	5	0	0	0	-29	
10	Elijah Wood	G 16:56	0-4	0-1	3-4	0 0	0 0	2	3	0	0	1	0	0	-29	
13	Henry Abraham	G 26:34	3-6	3-6	0-0	0 1	1 1	1	9	0	0	0	0	0	-31	
4	CJ Lane	24:45	3-8	0-4	4-4	0 4	4 3	2	10	1	2	1	1	0	-17	
11	Barlow Allueruzzo IV	07:21	0-2	0-2	0-0	1 4	5 3	1	0	0	1	0	0	0	-9	
21	Chris Robinson	16:36	0-5	0-0	1-2	0 1	1 1	2	1	1	1	0	0	0	-9	
20	Sammy Friday IV	12:02	2-2	0-0	1-1	0 1	1 5	2	5	0	0	0	0	0	-9	
12	Micah Schrynders	06:02	0-1	0-0	0-0	0 0	0 0	0	0	0	0	0	0	0	-13	
5	Paul Bizimana	05:32	1-2	1-1	0-0	0 0	0 0	1	3	0	0	0	0	0	-15	
Team						1	1	2		0	2					
Totals			13-50	5-18	13-17	5	20	25	18	17	44	4	18	6	4	-42

Score: Louis, 85

Record: 2-0

Technical Fouls: NONE

Technical Fouls: NONE

Saint Louis - 86

Record: 3-0

NO.	Name	Min	FG	3P	FT	Reb	Ass	St	Bl	TO	PF	BS	BA	+/-			
12	Marten Linssen	F 15:17	5-8	0-0	5-6	2 2	4 3	3	15	1	2	3	1	0			
22	Terrence Hargrove Jr.	F 21:04	3-5	0-0	0-0	1 3	4 0	1	6	0	1	0	0	36			
1	Yuri Collins	G 23:33	3-6	1-2	4-4	0 3	3 1	2	11	6	1	0	0	31			
15	Jordan Nesbitt	G 15:55	3-8	0-2	0-1	0 5	5 2	1	6	1	0	0	0	21			
24	Gibson Jimerson	G 24:14	7-14	1-7	3-4	1 0	1 0	3	18	0	0	0	0	43			
5	Francis Okoro	B 18:11	2-4	0-0	7-8	6 6	12 4	6	11	1	1	1	0	27			
20	Fred Thatch Jr.	B 19:35	2-6	0-1	0-0	2 7	9 1	0	4	3	1	0	1	23			
11	Rashad Williams	B 16:53	0-1	0-1	0-0	0 0	0 0	1	0	2	2	0	0	-1			
55	Deandre Jones	B 19:47	1-2	0-0	0-0	0 0	0 1	1	2	0	0	0	0	10			
23	Lassina Traore	B 11:34	4-6	0-0	0-0	3 3	6 2	0	8	0	1	0	1	12			
2	Markhi Strickland	B 07:03	1-3	0-1	0-1	0 0	0 0	1	1	2	0	0	0	-2			
13	Andre Lorentsson	B 05:05	1-1	1-1	0-0	0 2	2 1	1	3	0	0	0	0	1			
30	Brandon Courtney	B 01:49	0-1	0-0	0-0	0 0	0 0	0	0	0	1	0	0	1			
Team						1	2	3									
Totals			32:65	3-15	19-24	16	33	49	17	18	86	15	9	8	2	4	42
Technical Fouls: NONE																	



Official Basketball Box Score - Final
Mercer at Saint Louis
11/20/21 Chaffetz Arena, St. Louis
2021-22 Men's Basketball

Game Time: 4:00 PM
Game Duration: 1:51
Attendance: 4,725

Officials: Bret Hampton, Tony Chiazza, Greg Evans

Mercer - 58

Record: 1-3

NO. Name	Min	FG	3P	FT	Rebounds	Fouls	TP	AS	TO	ST	Blocks	+/-
22 Felipe Haase	F 29:12	4-6	3-5	2-2	2 1 3	4 3	13	1	3	1	1	-6
23 James Glisson III	F 26:09	1-5	0-2	0-0	4 4 8	2 1	2	2	1	2	0	1
2 Nefat Alvaraz	G 29:32	7-14	0-1	1-2	2 2 4	2 1	15	3	2	2	0	-19
20 Jalen Johnson	G 33:46	3-8	3-7	7-9	0 3 3	3 4	16	1	1	2	0	-14
25 Shawn Walker Jr.	G 26:21	0-6	0-4	2-2	2 0 2	5 2	2	2	3	0	0	-6
1 Kamar Robertson	30:07	2-9	0-6	0-0	0 1 1	3 4	4	1	4	1	0	-17
11 Jovan Tucker	14:28	0-1	0-1	0-0	0 1 1	0 0	0	0	0	1	0	-13
3 Shannon Grant	10:25	3-6	0-0	0-0	1 5 6	3 0	6	0	0	0	0	-16
Team					0 2 2		0					
Totals		20-55	6-26	12-15	11 19 30	22 15 58	10	14	9	1	6	-17

Technical Fouls: NONE

Shooting By Period	1st FG%	2nd FG%	3rd FG%	4th FG%
1st FG%	12-31 38.7%			
2nd FG%	8-24 33.3%			
3rd FG%	1-11 9.1%			
4th FG%	6-8 75%			
GM FG%	20-55 36.4%			
3PT%	6-26 23.1%			
FT%	12-15 80.0%			

Dead Ball Rebounds: 2, 0

Saint Louis - 75

Record: 4-1

NO. Name	Min	FG	3P	FT	Rebounds	Fouls	TP	AS	TO	ST	Blocks	+/-
12 Marten Linssen	F 18:18	3-6	0-0	3-4	3 2 5	2 4	9	1	1	1	1	0
22 Terrence Hargrove Jr.	F 36:27	6-9	3-4	0-0	2 9 11	1 0	15	0	2	1	1	0
1 Yuri Collins	G 32:37	3-11	1-1	1-2	0 1 1	3 2	8	7	4	1	0	11
15 Jordan Nesbitt	G 15:03	0-0	0-0	1-2	0 2 2	2 1	1	2	1	0	0	5
24 Gibson Jimerson	G 34:46	5-12	1-4	4-6	0 1 1	5 15	0	2	0	2	0	16
5 Francis Okoro	21:26	1-2	0-0	5-6	1 4 5	3 5	7	0	1	1	3	16
20 Fred Thatch Jr.	28:46	8-9	0-1	4-6	5 3 8	2 5	20	0	2	3	1	0
55 DeAndre Jones	12:35	0-2	0-1	0-0	0 0 0	2 0	0	3	0	0	0	6
2 Markhi Strickland	00:02	0-0	0-0	0-0	0 0 0	0 0	0	0	0	0	0	0
Team					0 2 2		0					
Totals		26-51	5-11	18-26	11 24 35	15 22	75	13	14	7	6	17

Technical Fouls: NONE

Shooting By Period	1st FG%	2nd FG%	3rd FG%	4th FG%
1st FG%	13-28 46.4%			
2nd FG%	3-8 37.5%			
3rd FG%	9-12 75%			
4th FG%	13-23 56.5%			
GM FG%	26-51 51.0%			
3PT%	5-11 45.5%			
FT%	18-26 69.2%			

Dead Ball Rebounds: 3, 1

	MERCER	SLU
Biggest lead	9 (1st 13:06)	17 (2nd 0:59)
Best Scoring Run	9 (1st 16:40)	8 (1st 6:35)
Lead Changes	4	
Times Tied	3	
Time with Lead	13:07	25:25

Points from Turnovers	MERCER	SLU
Turnovers	14	10
Paint	24	40
Second Chance	11	14
Fast Breaks	4	12
Bench	10	27

Period by Period Scoring	1st	2nd	TOT
MERCER	35	23	58
SLU	38	37	75



Official Basketball Box Score - Final
Illinois St. at Saint Louis
11/23/21 Hard Rock Cancun, Cancun
2021-22 Men's Basketball

Game Time: 8:30 PM
Game Duration: 2:09
Attendance: 103

Officials: John Floyd, Bret Wogenke, Alfred Smith

Illinois St. - 76

Record: 2-3

NO. Name	Min	FG	3P	FT	Rebounds	Fouls	TP	AS	TO	ST	Blocks	+/-
1 Sy Chatman	F 23:03	6-8	0-0	1-3	0 3 3	4 4	13	0	2	0	1	-2
22 Kendall Lewis	F 17:24	3-4	0-1	0-0	1 0 1	5 0	6	4	4	0	0	-3
0 Mark Freeman	G 28:21	5-11	1-3	2-3	0 3 3	0 3	13	0	4	1	0	-17
2 Josiah Strong	G 25:45	2-8	2-6	0-0	0 2 2	2 1	6	1	1	1	0	-19
12 Antonio Reeves	G 34:01	5-12	4-6	6-7	1 3 4	1 6	20	0	1	1	0	-6
11 Alston Andrews	07:48	0-0	0-0	0-0	0 0 0	1 0	0	1	1	0	0	-4
13 Liam McChesney	17:16	0-2	0-2	0-0	1 2 3	4 1	0	1	1	0	0	7
3 Howard Fleming Jr.	22:44	1-3	1-3	4-4	0 1 1	1 2	7	5	1	5	1	12
10 Ermon Washington	15:54	2-4	0-1	3-4	0 1 1	3 2	7	0	0	0	0	2
50 Ryan Schmitt	07:44	2-2	0-0	0-1	2 1 3	2 1	4	0	1	0	1	0
Team					4 2 6		0					
Totals		26-54	8-22	16-22	9 18 27	24 20	76	12	16	8	3	-6

Technical Fouls: Coach 2nd 5:09

Saint Louis - 82

Record: 5-1

NO. Name	Min	FG	3P	FT	Rebounds	Fouls	TP	AS	TO	ST	Blocks	+/-
12 Marten Linssen	F 17:28	3-5	0-0	4-4	2 3 5	3 7	10	1	0	0	0	20
22 Terrence Hargrove Jr.	F 30:25	6-7	1-1	0-0	0 3 3	2 0	13	2	7	0	0	2
1 Yuri Collins	G 37:38	3-9	1-5	0-0	1 3 4	1 1	7	8	8	3	1	4
15 Jordan Nesbitt	G 23:19	5-7	2-4	2-2	0 1 1	4 2	14	1	1	2	0	0
24 Gibson Jimerson	G 32:15	4-12	3-6	8-8	0 3 3	3 3	19	0	0	0	0	11
20 Fred Thatch Jr.	18:28	3-6	0-0	1-3	2 3 5	3 4	7	0	1	1	0	-4
5 Francis Okoro	21:45	2-3	0-0	2-5	4 5 9	1 3	6	0	0	1	0	-14
55 DeAndre Jones	16:14	1-4	1-4	3-3	0 2 2	3 3	6	1	0	1	0	1
11 Rashad Williams	02:28	0-1	0-1	0-0	0 1 1	0 0	0	0	0	0	0	-3
Team					1 1 2		0					
Totals		27-54	8-21	20-25	10 25 35	20 23	82	13	18	8	1	6

Technical Fouls: NONE

	ISU	STL
Biggest lead	2 (2nd 10:09)	11 (1st 9:20)
Best Scoring Run	6 (1st 7:57)	11 (2nd 4:52)
Lead Changes	4	
Times Tied	3	
Time with Lead	00:56	36:35

Points from Turnovers	ISU	STL
Turnovers	20	19
Paint	36	34
Second Chance	9	7
Fast Breaks	12	17
Bench	18	19

Period by Period Scoring	1st	2nd	TOT
ISU	33	43	76
STL	34	48	82



Official Basketball Box Score - Final
SFA at Saint Louis
11/24/21 Hard Rock Cancun, Cancun
2021-22 Men's Basketball

Game Time: 8:30 PM
Game Duration: 2:08
Attendance: 461

Officials: Steve McClunkins

SFA - 68

Record: 4-2

NO. Name	Min	FG	3P	FT	Rebounds	Fouls	TP	AS	TO	ST	Blocks	+/-
13 Calvin Solomon	F 18:45	4-6	0-1	0-0	3 3 6	4 0	8	0	4	1	1	-3
14 Gavin Kensmil	F 28:26	4-8	0-1	3-7	0 3 3	4 6	11	1	3	1	1	-12
4 David Kachelries	G 26:12	4-6	0-1	4-4	0 1 1	4 2	12	1	0	1	0	-9
5 Jaylin Jackson-Posey	G 19:27	0-3	0-1	2-2	0 3 3	4 2	2	2	0	1	1	0
23 Roti Ware	G 37:24	2-10	1-4	4-4	0 2 2	1 2	9	5	3	2	0	2
22 Nana Antwi-Boasiako	20:17	2-3	0-1	1-2	1 2 3	1 4	5	1	2	0	1	-4
3 Sadsidriene Hall	25:29	4-10	0-0	6-8	2 5 7	3 4	14	0	0	1	3	1
10 Latrell Jossell	20:33	3-6	1-3	0-0	0 0 0	3 0	7	0	2	2	0	-13
1 Derrick Tezeno	01:21	0-0	0-0	0-0	0 0 0	0 0	0	0	0	0	0	3
24 Jimel Cofor	02:06	0-0	0-0	0-0	0 0 0	0 0	0	0	0	0	0	-5
Team					2 1 3		0					
Totals		23-52	2-12	20-27	8 20 28	25 20	68	10	15	9	7	-11

Technical Fouls: Coach 1st 9:54

Shooting By Period	1st FG%	2nd FG%	3rd FG%	4th FG%
1st FG%	11-25 44.0%			
2nd FG%	1-5 20.0%			
3rd FG%	11-13 84.6%			
4th FG%	12-27 44.4%			
GM FG%	23-52 44.2%			
3PT%	2-12 16.7%			
FT%	20-27 74.1%			

Dead Ball Rebounds: 4, 2

Saint Louis - 79

Record: 6-1

NO. Name	Min	FG	3P	FT	Rebounds	Fouls	TP	AS	TO	ST	Blocks	+/-
12 Marten Linssen	F 27:26	5-8	0-0	9-12	2 6 8	3 7	19	1	1	1	2	2
22 Terrence Hargrove Jr.	F 22:06	1-6	1-3	0-0	2 3 5	3 1	3	1	1	0	0	5
1 Yuri Collins	G 35:50	2-7	0-0	7-8	1 2 3	2 4	11	4	6	1	0	3
15 Jordan Nesbitt	G 28:58	4-7	1-2	0-0	0 4 4	4 0	9	1	0	0	0	9
24 Gibson Jimerson	G 29:15	5-10	2-5	7-8	0 3 3	0 5	19	1	5	0	0	5
5 Francis Okoro	16:09	0-3	0-0	0-0	1 1 2	5 1	0	1	0	1	0	1
20 Fred Thatch Jr.	20:30	3-7	1-4	1-2	1 3 4	2 3	8	2	0	2	0	13
55 DeAndre Jones	18:59	2-5	1-2	5-5	2 1 3	1 3	10	2	0	1	0	15
24 Lassina Traore	00:47	0-0	0-0	0-0	0 0 0	0 0	0	0	1	0	0	1
Team					4 0 4		0					
Totals		22-53	6-16	29-35	13 23 36	20 24	79	12	16	5	7	11

Technical Fouls: NONE

Shooting By Period	1st FG%	2nd FG%	3rd FG%	4th FG%
1st FG%	14-24 58.3%			
2nd FG%	3-7 42.9%			
3rd FG%	15-17 88.2%			
4th FG%	8-29 27.6%			
GM FG%	22-53 41.5%			
3PT%	6-16 37.5%			
FT%	29-35 82.9%			

Dead Ball Rebounds: 2, 1

	SFA	STL
Biggest lead	3 (1st 14:12)	13 (1st 1:31)
Best Scoring Run	6 (1st 8:46)	12 (1st 9:51)
Lead Changes	6	
Times Tied	3	
Time with Lead	02:39	33:29

Points from Turnovers	SFA	STL
Turnovers	23	18
Paint	42	24
Second Chance	3	9
Fast Breaks	20	13
Bench	26	18

BILLIKENS at #A10MBB Championship // March 9-13, 2022



Official Basketball Box Score - Final
UAB at Saint Louis
12/04/21 Chalet Arena, St. Louis
2021-22 Men's Basketball

Game Time: 5:30 PM
Game Duration: 1:54
Attendance: 5,743

Officials: Job Hartness, Brooks Wells, Bart Lenox

UAB - 77

Record: 7-2

NO. Name	Min	FG	3P	FT	Rebounds	Fouls	TP	AS	TO	ST	Blocks	+/-
5 KJ Buffen	F 31:54	5-9	0-1	2-3	4 3 7	3 5	12	0	2	1	0	0 7
55 Trey Jamison	C 27:21	2-3	0-0	0-1	5 6 11	3 1	4	0	2	1	1	0 5
10 Jordan Walker	G 29:41	6-17	4-10	2-2	0 2 2	3 1	18	7	4	1	0	1 5
11 Jamal Johnson	G 19:04	3-6	2-5	0-0	0 0 0	0 0	8	0	1	1	0	0 4
13 Quan Jackson	G 34:55	4-10	0-3	0-1	1 5 6	2 1	8	4	2	3	1	1 6
23 Josh LeBlanc	17:26	3-4	0-0	0-0	1 1 2	4 0	6	0	0	0	1	0 -1
2 Michael Ertel	24:26	6-9	3-4	1-2	1 2 3	2 3	16	4	0	1	0	1 0
3 Tavin Lovan	15:13	2-6	0-0	1-2	1 4 5	1 1	5	1	0	1	0	2 -1
Team					2 0 2		0					
Totals		31-64	9-23	6-11	15 23 38	18 12	77	16	13	9	3	5 5

Technical Fouls: NONE

Shooting By Period	1st	2nd	3rd	4th	OT
FG%	17.31	54.9%			
3PT%	5.12	41.7%			
FT%	2.2	100%			
2nd FG%	14.33	42.4%			
3PT%	4.11	36.4%			
FT%	4.9	44.4%			
GM FG%	31.64	48.4%			
3PT%	9.23	39.1%			
FT%	6.11	54.5%			

Dead Ball Rebounds: 1,0

Saint Louis - 72

Record: 7-2

NO. Name	Min	FG M-A	3P M-A	FT M-A	Re OR	Bd DR	Tot Reb	Fou ls	PF Fds	TP	AS	TO	ST	Bl cks	Sh oots	+/-
12 Marten Linssen	F 18:21	4-6	0-0	3-4	0	2	2	2	2	11	2	1	0	4	0	0
22 Terrence Hargrove Jr.	F 20:10	1-3	1-2	1-2	0	6	6	0	3	4	0	0	0	0	0	0
1 Yuri Collins	G 29:10	1-4	0-2	2-2	0	0	0	4	2	4	7	4	1	0	0	-6
15 Jordan Nesbitt	G 22:31	2-8	0-2	0-0	2	3	5	0	2	4	1	0	2	0	2	1
24 Gibson Jimerson	G 30:50	3-8	1-4	1-2	0	2	2	2	1	8	0	3	3	0	0	-5
5 Francis Okoro	21:39	3-5	0-0	6-8	2	3	5	1	4	12	1	0	0	0	1	-6
20 Fred Thatch Jr.	31:24	4-6	1-2	3-4	0	4	4	2	2	12	1	2	1	0	0	-7
55 DeAndre Jones	25:55	6-9	5-7	0-0	0	0	0	1	2	17	1	0	1	0	0	-3
Team					1	2	3			0	1					
Totals		24-49	8-19	16-22	5	22	27	12	18	72	13	11	8	5	3	-5

Technical Fouls: NONE

Shooting By Period	1st	2nd	3rd	4th	OT
FG%	16.27	59.3%			
3PT%	7.10	70.0%			
FT%	9.12	75%			
2nd FG%	8.22	36.4%			
3PT%	1.9	11.1%			
FT%	7.0	70%			
GM FG%	24.49	49.0%			
3PT%	8.19	42.1%			
FT%	16.22	72.7%			

Dead Ball Rebounds: 3,0

Biggest lead	UAB	SLU
	9 (2nd 4:18)	10 (1st 0:31)
Best Scoring Run	10 (2nd 4:18)	7 (2nd 1:54)
Lead Changes	11	
Times Tied	4	
Time with Lead	08:45	28:27

Points from Turnovers	UAB	SLU
	18	17
Paint	32	28
Second Chance	17	6
Fast Breaks	9	7
Bench	27	41

Period by Period Scoring	1st	2nd	TOT
UAB	41	36	77
SLU	48	24	72



Official Basketball Box Score - Final
Belmont at Saint Louis
12/07/21 Chalet Arena, St. Louis
2021-22 Men's Basketball

Game Time: 7:00 PM
Game Duration: 1:54
Attendance: 4,521

Officials: Gerry Pollard, Brent Hampton, Chance Moore

Belmont - 64

Record: 8-3

NO. Name	Min	FG	3P	FT	Rebounds	Fouls	TP	AS	TO	ST	Blocks	+/-
33 Nick Muszynski	G 25:24	5-13	0-3	2-4	2 4 6	1 4	12	1	3	0	4	2 5
2 Grayson Murphy	G 34:47	6-11	0-3	2-2	2 6 8	2 1	14	9	3	3	1	0 6
3 Luke Smith	G 27:28	0-3	0-2	0-0	0 0 0	0 0	0	4	0	2	0	0 1
4 Will Richard	G 31:12	6-9	3-6	0-0	0 6 6	1 0	15	0	2	1	0	0 4
22 Ben Sheppard	G 35:18	3-11	2-7	1-2	2 3 5	3 3	9	0	1	4	0	1 8
0 Even Brauns	04:10	0-0	0-0	0-0	0 1 1	0 0	0	0	0	0	0	0 -4
5 EJ Bellinger	02:32	0-0	0-0	0-0	0 0 0	0 0	0	0	0	0	0	0 -1
10 Caleb Hollander	03:02	1-2	0-0	0-0	0 0 0	0 1	0	2	0	1	0	0 -3
20 Tate Pierson	13:09	1-4	1-2	0-0	0 2 2	1 1	3	1	0	2	0	0 2
24 JaCobi Wood	12:35	1-3	0-1	1-1	0 0 0	1 1	3	1	2	0	0	0 3
25 Frank Jakubicek	10:23	3-3	0-0	0-0	1 1 2	0 2	6	0	0	1	0	0 4
Team					1 1 2		0					
Totals		26-59	6-24	6-9	8 24 32	12 12	64	16	12	13	5	3 5

Technical Fouls: NONE

Shooting By Period	1st	2nd	3rd	4th	OT
FG%	10.31	32.3%			
3PT%	4.15	25.0%			
FT%	2.3	65.0%			
2nd FG%	16.28	57.1%			
3PT%	4.6	25.0%			
FT%	4.6	66.7%			
GM FG%	26.59	44.1%			
3PT%	6.24	25.0%			
FT%	6.9	66.7%			

Dead Ball Rebounds: 1,0

Saint Louis - 59

Record: 7-3

NO. Name	Min	FG	3P	FT	Rebounds	Fouls	TP	AS	TO	ST	Blocks	+/-
12 Marten Linssen	F 25:44	4-7	0-0	1-2	1 6 7	4 1	9	2	1	1	1	0 1
22 Terrence Hargrove Jr.	F 27:40	2-8	1-4	0-0	1 4 5	1 1	5	0	2	0	0	0 -3
1 Yuri Collins	G 36:44	5-13	0-2	1-3	0 5 5	1 3	11	6	6	2	0	3 -7
15 Jordan Nesbitt	G 27:49	2-4	0-1	3-6	3 2 5	3 3	7	2	1	2	1	0 -1
24 Gibson Jimerson	G 37:59	8-17	3-5	2-2	2 0 2	0 2	21	1	1	0	0	0 -5
5 Francis Okoro	05:08	1-3	0-0	0-0	2 2 2	2 1	2	0	1	1	0	0 -6
20 Fred Thatch Jr.	15:28	0-1	0-0	0-0	0 5 5	1 0	0	1	0	1	0	0 -1
23 Lassina Traore	09:08	1-2	0-0	2-2	0 1 1	0 1	4	0	2	0	1	0 1
55 DeAndre Jones	14:20	0-3	0-2	0-0	0 3 3	0 0	0	0	0	0	0	1 -3
Team					4 1 5		0					
Totals		23-58	4-14	9-15	13 27 40	12 12	59	12	14	7	3	5 -5

Technical Fouls: NONE

Biggest lead	BEL	SLU
	5 (2nd 2:08)	15 (1st 12:33)
Best Scoring Run	9 (1st 3:34)	10 (1st 12:33)
Lead Changes	3	
Times Tied	3	
Time with Lead	04:29	31:36

Points from Turnovers	BEL	SLU
	14	10
Paint	40	30
Second Chance	6	14
Fast Breaks	2	5
Bench	14	6

Period by Period Scoring	1st	2nd	TOT
BEL	26	38	64
SLU	32	27	59



Official Basketball Box Score - Final
Boston College at Saint Louis
12/11/21 Chalet Arena, St. Louis
2021-22 Men's Basketball

Game Time: 4:00 PM
Game Duration: 1:57
Attendance: 4,123

Officials: Bill Covington Jr., Tony Henderson, Jeff Pon

Boston College - 68

Record: 6-4

NO. Name	Min	FG	3P	FT	Rebounds	Fouls	TP	AS	TO	ST	Blocks	+/-
1 T.J. Bickerstaff	F 27:20	3-8	0-1	0-0	2 2 4	2 1	6	1	1	0	0	0 4
33 James Karnik	C 21:59	2-5	0-1	0-0	3 2 5	3 0	4	0	1	1	0	1 -2
3 Jaeden Zackery	G 35:35	5-11	1-3	1-2	0 4 4	2 2	12	5	3	3	0	1 -17
5 DeMarr Langford	G 38:16	3-6	0-0	8-10	3 2 5	0 8	14	2	2	4	1	0 -11
11 Makai Ashton-Langford	G 35:36	6-14	1-4	5-6	0 0 0	5 4	18	3	1	0	0	1 -1
12 Quinten Post	23:17	4-8	0-3	1-2	0 2 2	4 4	9	2	0	2	0	1 -13
4 Kanye Jones	16:02	2-7	1-5	0-0	0 3 3	1 0	5	1	3	0	0	1 -11
24 Gianni Thompson	01:55	0-0	0-0	0-0	0 0 0	0 0	0	0	0	0	0	0 -4
Team					3 6 9		0					
Totals		25-59	3-17	15-20	11 21 32	17 19	68	14	11	10	2	4 -11

Technical Fouls: NONE

Shooting By Period	1st	2nd	3rd	4th	OT
FG%	8.27	29.8%			
3PT%	1.9	11.1%			
FT%	2.4	50%			
2nd FG%	17.32	53.1%			
3PT%	2.8	25.0%			
FT%	13.16	81.3%			
GM FG%	25.59	42.4%			
3PT%	3.17	17.6%			
FT%	15.20	75.0%			

Dead Ball Rebounds: 3,0

Saint Louis - 79

Record: 8-3

NO. Name	Min	FG	3P	FT	Rebounds	Fouls	TP	AS	TO	ST	Blocks	+/-
12 Marten Linssen	F 11:32	1-1	0-0	2-2	2 1 3	4 2	4	0	2	0	0	0 5
22 Terrence Hargrove Jr.	F 29:05	4-10	1-5	0-0	0 2 2	2 1	9	0	2	0	1	0 -6
1 Yuri Collins	G 37:45	5-11	1-3	3-5	0 4 4	1 7	14	19	2	2	0	0 12
15 Jordan Nesbitt	G 26:31	4-9	3-6	0-0	2 2 5	0 11	0	3	2	0	0	7
24 Gibson Jimerson	G 37:58	6-18	5-13	2-2	0 1 1	0 1	19	1	1	0	0	1 9
5 Francis Okoro	28:28	7-8	0-0	3-3	1 5 6	4 4	17	0	2	1	3	1 6
20 Fred Thatch Jr.	19:57	2-3	1-1	0-0	1 5 6	2 1	5	0	1	0	0	0 11
55 DeAndre Jones	08:44	0-1	0-1	0-0	2 0 2	1 1	0	0	1	0	0	0 11
Team					0 5 5		0					
Totals		29-55	11-27	10-12	6 25 31	19 17	79	20	15	5	4	2 11

Technical Fouls: NONE

Shooting By Period			
1 st	FG%	15-28	53.6%
	3PT%	6-13	46.2%
	FT%	0-1	0%
2 nd	FG%	14-27	51.9%
	3PT%	5-14	35.7%
	FT%	10-11	90.9%
GM	FG%	29-55	52.7%
	3PT%	11-27	40.7%
	FT%	10-12	83.3%

BILLIKENS at #A10MBB Championship // March 9-13, 2022



Official Basketball Box Score - Final
Richmond at Saint Louis
01/02/22 Chalet Arena, St. Louis
2021-22 Men's Basketball

Game Time: 1:00 PM
Game Duration: 1:54
Attendance: 4,825

Officials: Mike Robert, Pat Driscoll, Lamar Simpson

Richmond - 69

Record: 9-6 (2-2)

NO. Name	Min	FG	3P	FT	Rebounds	Fouls	TP	AS	TO	ST	Blocks	+/-
3 Tyler Burton	F 34:36	5-13	2-4	12-14	3 9 12	4 9	24	1	2	1	0	-11
4 Nathan Cayo	F 31:59	3-9	0-0	0-0	5 6 11	1 1	6	4	0	1	0	-1
33 Grant Golden	F 30:58	6-14	1-2	1-2	2 8 10	2 3	14	3	3	0	2	0
00 Jacob Gilyard	G 38:59	5-12	2-7	0-0	2 2 4	2 0	12	4	2	4	0	-9
21 Isaiah Wilson	G 30:19	2-7	0-1	1-2	0 2 2	2 2	5	2	3	1	0	-9
5 Nick Sherod	10:29	0-2	0-1	0-0	0 1 1	1 0	0	0	0	0	0	1
15 Matt Grace	10:50	2-6	1-4	1-2	0 1 1	3 2	6	1	0	0	0	-5
13 Connor Crabtree	07:17	1-2	0-1	0-0	0 1 1	0 0	2	0	0	0	0	-2
24 Dj Bailey	02:04	0-0	0-0	0-0	0 1 1	1 0	0	0	1	0	0	-3
22 Andre Gustavson	02:29	0-0	0-0	0-0	0 1 1	0 0	0	0	0	0	0	-3
Team					2 0 2	0						
Totals		24-65	6-20	15-20	14 32 46	16 17	69	15	11	7	2	-7

Technical Fouls: NONE

Shooting By Period	1st FG%	2nd FG%	3rd FG%	4th FG%	5th FG%
1st FG%	13.3%	36.1%			
2nd FG%	11.2%	37.9%			
3rd FG%	5.0%	50.0%			
4th FG%	11.1%	78.6%			
5th FG%	24.6%	36.9%			
6th FG%	6.2%	30.0%			
7th FG%	15.2%	75.0%			

Dead Ball Rebounds: 3.0



Official Basketball Box Score - Final
Iona at Saint Louis
01/08/22 Chalet Arena, St. Louis
2021-22 Men's Basketball

Game Time: 7:00 PM
Game Duration: 2:06
Attendance: 4,107

Officials: Raymie Styrns, Michael Luckie, Andy O'Brien

Iona - 67

Record: 11-3

NO. Name	Min	FG	3P	FT	Rebounds	Fouls	TP	AS	TO	ST	Blocks	+/-
0 Derrick JeanLouis	F 15:03	0-1	0-0	0-0	3 0 3	5 1	0	2	0	1	0	-6
11 Quinn Slazinski	F 24:40	3-7	1-4	8-8	1 2 3	1 5	15	0	1	2	1	0
23 Nelly Joseph	F 30:18	3-10	0-0	4-6	4 2 6	1 5	10	2	3	2	4	-1
2 Elijah Joiner	G 31:54	3-15	0-7	1-2	1 4 5	4 1	7	2	0	2	0	-4
25 Tyson Jolly	G 37:47	5-13	1-4	5-8	2 2 4	1 6	16	2	3	2	2	-7
4 Parker Weiss	03:27	0-0	0-0	0-0	0 0 0	1 0	0	0	0	2	0	0
24 Dylan van Eyck	15:20	1-4	0-2	1-2	2 0 2	1 1	3	2	0	0	1	-6
13 Walter Clayton Jr.	18:20	3-5	0-1	0-0	0 3 3	3 1	6	0	2	0	1	0
55 Osborn Shema	09:41	0-0	0-0	0-0	1 0 1	1 0	0	0	0	0	0	3
3 Ryan Myers	12:27	4-7	2-4	0-0	0 1 1	3 0	10	0	0	1	0	11
1 Colton Cashaw	01:02	0-0	0-0	0-0	0 0 0	0 0	0	0	0	0	0	-3
50 Trey James	00:01	0-0	0-0	0-0	0 0 0	0 0	0	0	0	0	0	-1
Team					3 3 6	0						
Totals		22-62	4-22	19-26	17 17 34	21 20	67	10	9	11	9	-1

Technical Fouls: Jolly 2nd 18:09

Shooting By Period	1st FG%	2nd FG%	3rd FG%	4th FG%	5th FG%
1st FG%	13.3%	37.9%			
2nd FG%	10.3%	33.3%			
3rd FG%	2.9%	22.2%			
4th FG%	14.1%	77.8%			
5th FG%	22.6%	35.5%			
6th FG%	4.2%	18.2%			
7th FG%	19.2%	73.1%			

Dead Ball Rebounds: 3.0

Saint Louis - 76

Record: 9-4 (1-0)

NO. Name	Min	FG	3P	FT	Rebounds	Fouls	TP	AS	TO	ST	Blocks	+/-
5 Francis Okoro	F 29:54	4-7	0-0	1-1	1 7 8	2 1	9	1	0	3	1	0
1 Yuri Collins	G 36:36	10-17	3-5	1-3	0 6 6	2 2	24	8	6	2	0	16
2 Markhi Strickland	G 03:40	1-3	0-0	1-1	1 0 1	2 1	3	0	0	0	0	0
20 Fred Thatch Jr.	G 20:28	1-2	0-0	1-2	1 1 2	4 2	3	1	0	0	2	10
24 Gibson Jimerson	G 34:40	5-14	1-4	6-7	0 1 1	0 4	17	0	1	2	1	0
22 Terrence Hargrove Jr.	28:47	1-9	0-4	0-0	2 3 5	2 2	2	1	0	0	0	4
23 Lassinia Traore	10:06	2-3	0-0	2-2	1 3 4	2 0	6	0	1	0	0	7
15 Jordan Nesbitt	24:51	4-7	1-3	3-4	1 2 3	3 3	12	1	0	2	0	14
55 DeAndre Jones	08:00	0-2	0-1	0-0	1 1 2	0 1	0	0	0	0	0	-2
11 Rashad Williams	02:58	0-2	0-2	0-0	0 0 0	0 0	0	1	0	0	0	-4
Team					3 5 8	0						
Totals		28-66	5-19	15-20	11 29 40	17 16	76	12	9	9	4	2

Technical Fouls: NONE

Shooting By Period	1st FG%	2nd FG%	3rd FG%	4th FG%	5th FG%
1st FG%	13.3%	39.4%			
2nd FG%	3.0%	30.0%			
3rd FG%	7.8%	87.5%			
4th FG%	15.3%	45.5%			
5th FG%	2.9%	22.2%			
6th FG%	8.1%	66.7%			
7th FG%	28.6%	42.4%			
8th FG%	5.1%	26.3%			
9th FG%	15.2%	75.0%			

Dead Ball Rebounds: 0.0

	RICH	SLU
Biggest lead	3 (1st 18:01)	8 (2nd 18:04)
Best Scoring Run	5 (2nd 1:46)	6 (2nd 9:48)
Lead Changes	3	
Times Tied	0	
Time with Lead	01:53	37:18

Points from	RICH	SLU
Turnovers	6	13
Paint	32	36
Second Chance	13	10
Fast Breaks	10	13
Bench	8	20

Period by Period Scoring	1st	2nd	TOT
RICH	31	38	69
SLU	36	40	76

	IONA	SLU
Biggest lead	11 (1st 5:18)	4 (1st 15:10)
Best Scoring Run	9 (1st 5:18)	8 (2nd 2:35)
Lead Changes	11	
Times Tied	1	
Time with Lead	23:22	06:44

Points from	IONA	SLU
Turnovers	20	15
Paint	24	30
Second Chance	14	20
Fast Breaks	4	19
Bench	19	9

Technical Fouls: NONE



Official Basketball Box Score - Final
Saint Louis at Dayton
01/11/22 University of Dayton Arena, Dayton, Ohio
2021-22 Men's Basketball

Game Time: 7:05 PM
Game Duration: 1:56
Attendance: 13,407

Officials: John Gaffney, Brian O'Connell, Ray Hall

Saint Louis - 63

Record: 10-5 (1-1)

NO. Name	Min	FG	3P	FT	Rebounds	Fouls	TP	AS	TO	ST	Blocks	+/-
5 Francis Okoro	F 36:03	3-8	0-0	1-1	3 5 8	1 3	7	0	1	0	3	-6
22 Terrence Hargrove Jr.	F 27:58	5-7	4-5	0-0	2 3 5	2 0	14	1	2	1	1	-4
1 Yuri Collins	G 32:44	1-5	0-1	2-2	0 1 1	5 1	4	9	7	0	0	0
15 Jordan Nesbitt	G 29:52	2-7	1-3	0-2	0 3 3	4 2	5	1	2	0	0	-1
24 Gibson Jimerson	G 36:58	8-14	3-4	4-4	0 2 2	2 4	23	1	0	0	0	2
20 Fred Thatch Jr.	25:38	3-10	1-2	3-3	2 3 5	3 3	10	1	0	0	1	-4
23 Lassinia Traore	03:57	0-0	0-0	0-0	0 1 1	0 0	0	0	0	0	0	1
55 DeAndre Jones	06:11	0-1	0-1	0-0	0 0 0	3 0	0	1	1	0	0	-7
2 Markhi Strickland	00:39	0-0	0-0	0-0	0 0 0	0 0	0	0	1	0	0	-1
Team					2 1 3	0						
Totals		22-52	9-16	10-12	9 19 28	20 13	63	14	15	1	5	-5

Technical Fouls: NONE

Shooting By Period	1st FG%	2nd FG%	3rd FG%	4th FG%	5th FG%
1st FG%	8.2%	40.0%			
2nd FG%	5.7%	71.4%			
3rd FG%	5.5%	100%			
4th FG%	14.3%	43.8%			
5th FG%	4.9%	44.4%			
6th FG%	5.7%	71.4%			
7th FG%	22.5%	42.3%			
8th FG%	9.1%	56.3%			
9th FG%	10.1%	83.3%			

Dead Ball Rebounds: 1.0

Dayton - 68

Record: 10-6 (2-1)

NO. Name	Min	FG	3P	FT	Rebounds	Fouls	TP	AS	TO	ST	Blocks	+/-
2 Tounami Camara	F 30:48	1-5	0-2	3-6	4 5 9	3 4	5	0	1	0	0	8
15 DaRon Holmes II	F 32:27	4-8	0-0	3-4	1 3 4	3 3	11	0	1	1	5	2
23 R.J. Blakney	F 17:31	2-5	1-2	1-2	0 0 0	0 1	6	0	0	2	0	1
11 Malachi Smith	G 36:48	4-11	1-2	5-6	2 6 8	2 6	14	5	5	1	0	7
24 Kobe Elvis	G 28:02	6-11	2-4	0-0	0 2 2	1 0	14	2	0	1	0	9
0 Elijah Weaver	17:33	1-6	0-2	3-4	0 0 0	2 2	5	2	2	1	0	-6
22 Mustapha Amzil	25:27	3-4	2-3	1-2	1 1 2	2 2	9	1	1	1	0	3
4 Koby Brea	08:44	1-1	1-1	1-2	0 2 2	2 2	4	0	1	0	0	-2
14 Moulays Sissoko	02:40	0-0	0-0	0-0	1 1 2	0 0	0	0	1	0	0	-5
Team					3 2 5	0						
Totals		22-50	7-16	17-26	12 22 34	13 20	68	10	12	8	5	5

Technical Fouls: NONE

Shooting By Period	1st FG%	2nd FG%	3rd FG%	4th FG%	5th FG%
1st FG%	13.2%	44.8%			
2nd FG%	4.6%	66.7%			
3rd FG%	1.5%	20.0%			
4th FG%	9.2%	42.9%			
5th FG%	1.5%	20.0%			
6th FG%	13.2%	65%			
7th FG%	22.5%	44.0%			
8th FG%	7.1%	43.8%			
9th FG%	17.2%	65.4%			

Dead Ball Rebounds: 6.0



Official Basketball Box Score - Final
Fordham at Saint Louis
01/15/22 Chalet Arena, St. Louis
2021-22 Men's Basketball

Game Time: 1:30 PM
Game Duration: 1:55
Attendance: 4,486

Officials: Mark Schurz, Jeff Pon, Jemel Spearman

Fordham - 45

Record: 9-6 (2-1)

NO. Name	Min	FG	3P	FT	Rebounds	Fouls	TP	AS	TO	ST	Blocks	+/-
1 Chuba Oiams	F 27:33	4-13	0-0	4-6	2 6 8	3 7	8	2	3	1	0	-3
3 Darius Quisenberry	G 33:51	5-13	3-7	2-3	0 1 1	3 4	15	0	6	3	0	-14

BILLIKENS at #A10MBB Championship // March 9-13, 2022



Official Basketball Box Score - Final
Saint Louis at Massachusetts
01/20/22 Mullis Center, Amherst
2021-22 Men's Basketball

Game Time: 7:00 PM
Game Duration: 1:55
Attendance: 1,665

Officials: Brian O'Connell, Brian Dorsey, Clarence Armstrong

Saint Louis - 85

Record: 11-6 (2-3)

NO. Name	Min	FG	3P	FT	Rebounds	Fouls	TP	AS	TO	ST	Blocks	BS	BA	+/-
5 Francis Okoro	20:42	7-11	0-0	2-2	2 5 7	5 1	16	0	1	0	0	0	2	
22 Terrence Hargrove Jr.	18:55	2-4	2-3	1-2	1 1 2	2 1	7	2	2	1	0	0	-8	
1 Yuri Collins	13:54	1-3	0-2	0-0	0 6 6	4 2	2	9	3	0	0	0	4	
15 Jordan Nesbitt	24:57	2-4	2-3	2-2	2 2 4	3 1	8	0	0	0	0	0	-5	
24 Gibson Jimerson	37:45	7-16	2-5	7-8	1 2 3	1 7	23	3	0	0	0	0	2	
12 Marten Linszen	09:00	1-1	0-0	0-0	1 1 2	2 0	2	1	1	0	0	0	-3	
55 DeAndre Jones	12:45	1-1	0-0	2-2	0 1 1	2 1	4	0	0	0	0	0	-9	
20 Fred Thatch Jr.	26:50	8-14	0-2	4-4	1 4 5	4 6	20	4	3	2	0	0	-3	
23 Lassinia Traore	10:18	0-1	0-0	0-0	0 1 1	3 0	0	0	1	0	0	1	-5	
11 Rashad Williams	05:54	1-4	1-4	0-0	0 0 0	0 0	3	0	0	0	0	0	-5	
Team					0 0 0	0 0								
Totals		30-59	7-19	18-20	8 23 31	26 19	85	19	11	3	0	1	-6	

Technical Fouls: NONE

Massachusetts - 91

Record: 8-9 (1-4)

NO. Name	Min	FG	3P	FT	Rebounds	Fouls	TP	AS	TO	ST	Blocks	BS	BA	+/-
0 Trent Buttrick	31:09	3-5	0-2	4-5	1 3 4	4 10	0	2	0	0	0	0	-2	
24 Michael Steadman	16:13	3-7	0-0	1-2	1 3 4	3 2	7	0	1	0	0	0	-8	
11 Noah Fernandes	33:32	7-11	2-4	8-11	0 0 0	1 8	24	6	3	0	0	0	-5	
22 Rich Kelly	25:41	2-6	2-4	0-0	0 1 1	1 4	10	2	0	1	0	0	9	
23 T.J. Weeks Jr.	19:35	3-6	1-3	4-4	0 1 4	5 1	7	1	0	0	0	0	-2	
1 Javohn Garcia	21:35	5-6	1-1	4-6	0 1 1	1 15	2	0	1	0	0	0	11	
10 Greg Jones	31:18	5-10	0-2	3-3	1 3 4	2 3	13	0	1	2	1	0	14	
12 C.J. Kelly	19:37	1-4	1-3	2-2	3 6 9	4 2	5	0	1	0	0	0	-5	
45 Dyondre Dominguez	01:20	0-1	0-1	0-0	0 0 0	0 0	0	0	0	0	0	0	-4	
Team					1 1 2	0 0								
Totals		29-56	7-20	26-33	8 22 30	19 26	91	11	9	4	1	0	6	

Technical Fouls: NONE

	SLU	UMA
Biggest lead	7 (1 st 12:31)	8 (2 nd 0:06)
Best Scoring Run	7 (1 st 18:34)	10 (1 st 10:12)
Lead Changes	26	
Times Tied	15	
Time with Lead	20:09	15:04

Points from	SLU	UMA
Turnovers	13	14
Paint	44	36
Second Chance	13	12
Fast Breaks	17	11
Bench	29	33

Period by Period Scoring	1st	2nd	TOT
SLU	38	47	85
UMA	37	54	91



Official Basketball Box Score - Final
Massachusetts at Saint Louis
01/23/22 Chaffetz Arena, St. Louis
2021-22 Men's Basketball

Game Time: 1:30 PM
Game Duration: 1:56
Attendance: 5,136

Officials: Kipp Kinsinger, Terry Wymer, Brooks Wells

Massachusetts - 59

Record: 8-10 (1-5)

NO. Name	Min	FG	3P	FT	Rebounds	Fouls	TP	AS	TO	ST	Blocks	BS	BA	+/-
0 Trent Buttrick	26:46	6-12	4-8	1-2	1 4 5	1 2	17	0	0	0	0	0	1	-27
24 Michael Steadman	19:28	2-6	0-0	4-4	1 1 2	2 3	8	0	2	1	1	1	-15	
11 Noah Fernandes	19:17	1-8	1-4	0-0	0 2 2	3 0	3	2	1	1	0	0	-13	
22 Rich Kelly	24:15	2-6	1-4	0-0	1 1 2	1 2	5	2	2	0	0	0	-22	
23 T.J. Weeks Jr.	20:43	0-4	0-3	2-3	4 1 5	1 4	2	1	1	0	0	0	-18	
10 Greg Jones	14:35	1-5	0-2	2-2	1 1 2	0 1	4	0	2	0	0	0	-16	
1 Javohn Garcia	22:06	5-11	3-6	1-2	2 1 3	1 2	14	1	1	0	0	1	-19	
12 C.J. Kelly	18:05	0-4	0-2	0-0	0 2 2	2 1	0	1	1	0	2	0	-24	
45 Dyondre Dominguez	13:03	0-3	0-2	0-0	0 5 5	1 0	0	0	1	0	0	0	2	
3 Kolton Mitchell	10:10	0-0	0-0	0-0	0 1 1	0 0	0	1	2	0	0	0	-3	
2 Preston Santos	09:10	1-2	0-1	0-0	0 1 1	4 0	2	0	0	0	0	0	-2	
20 Ryan Marcus	02:22	0-1	0-1	4-4	0 0 0	0 1	4	0	0	0	0	0	-2	
Team					3 2 5	0 0								
Totals		18-62	9-33	14-17	13 22 35	17 16	59	8	13	2	3	3	-31	

Technical Fouls: Jones 1st 11:26 Coach 1st 7:33

Saint Louis - 80

Record: 12-6 (3-2)

NO. Name	Min	FG	3P	FT	Rebounds	Fouls	TP	AS	TO	ST	Blocks	BS	BA	+/-
5 Francis Okoro	13:47	0-1	0-0	1-2	2 4 6	2 1	1	0	1	0	0	0	1	17
1 Yuri Collins	29:52	4-11	1-6	1-1	1 4 5	1 3	10	12	1	3	0	0	34	
15 Jordan Nesbitt	20:22	7-10	0-2	3-5	4 8 12	4 4	17	2	0	0	1	0	28	
20 Fred Thatch Jr.	25:49	3-6	0-0	0-0	2 5 7	4 2	6	0	1	1	0	0	30	
24 Gibson Jimerson	34:45	11-17	7-10	2-3	0 1 1	1 0	31	0	2	2	0	0	11	
22 Terrence Hargrove Jr.	18:04	3-9	0-6	0-4	3 3 6	0 2	6	1	0	0	0	0	9	
12 Marten Linszen	15:46	2-6	0-0	4-4	2 2 4	1 2	8	0	0	1	0	1	7	
55 DeAndre Jones	10:01	0-0	0-0	0-0	0 0 0	0 1	0	3	0	0	0	0	-6	
11 Rashad Williams	10:51	1-7	1-6	0-0	0 1 1	0 0	3	0	0	0	0	0	-6	
23 Lassinia Traore	10:27	2-4	0-0	0-0	4 2 6	2 0	4	0	1	1	0	0	7	
2 Markhi Strickland	05:15	0-2	0-0	2-4	1 1 2	0 2	0	2	0	0	1	0	-2	
30 Brandon Courtney	02:39	1-1	0-0	0-0	1 1 2	0 0	2	0	0	0	0	0	2	
13 Andre Lorentsson	02:22	0-0	0-0	0-0	0 0 0	0 0	0	1	0	0	0	0	2	
Team					2 1 3	0 0								
Totals		34-74	9-30	13-23	22 33 55	17 16	90	19	8	8	3	3	31	

Technical Fouls: Traore 2nd 0:38

	UMA	SLU
Biggest lead	3 (1 st 16:59)	34 (2 nd 8:15)
Best Scoring Run	5 (1 st 6:35)	13 (2 nd 13:29)
Lead Changes	1	
Times Tied	1	
Time with Lead	01:09	35:27

Points from	UMA	SLU
Turnovers	8	12
Paint	14	46
Second Chance	13	25
Fast Breaks	4	14
Bench	24	25

Period by Period Scoring	1st	2nd	TOT
UMA	28	31	59
SLU	37	53	90



Official Basketball Box Score - Final
George Washington at Saint Louis
01/26/22 Chaffetz Arena, St. Louis
2021-22 Men's Basketball

Game Time: 7:00 PM
Game Duration: 1:42
Attendance: 4,238

Officials: Wallace Rutelcki Jr., Jeff Pon, Amy Bonner

George Washington - 67

Record: 6-12 (2-4)

NO. Name	Min	FG	3P	FT	Rebounds	Fouls	TP	AS	TO	ST	Blocks	BS	BA	+/-
13 Hunter Dean	33:12	0-3	0-1	0-0	1 9 10	1 0	0	1	4	1	0	1	-21	
20 Qwansi Samuels	18:29	0-0	0-0	0-0	0 3 3	1 0	0	0	1	0	0	0	-11	
1 Joe Bamisile	25:02	8-14	2-5	0-0	0 3 3	0 0	18	1	2	1	0	0	-13	
2 Brayon Freeman	26:08	2-7	0-2	4-4	0 1 1	3 4	8	3	2	1	0	0	-16	
11 James Bishop	34:24	9-19	4-7	8-9	1 0 1	1 6	30	2	2	1	1	2	-3	
10 Brendan Adams	28:51	2-5	1-1	2-5	1 3 4	1 4	7	3	1	0	0	0	-2	
3 Amir Harris	11:13	1-2	0-0	0-0	0 1 1	1 0	2	1	0	0	0	0	2	
4 Ricky Lindo Jr.	22:07	1-2	0-0	0-0	1 3 4	2 0	0	0	0	0	0	0	-2	
22 Tyler Warner	00:34	0-0	0-0	0-0	0 0 0	1 0	0	0	0	0	0	0	-2	
Team					2 1 3	0 0								
Totals		23-52	7-16	14-18	6 24 30	11 14	67	11	14	4	3	3	13	

Technical Fouls: NONE

Saint Louis - 80

Record: 13-6 (4-2)

NO. Name	Min	FG	3P	FT	Rebounds	Fouls	TP	AS	TO	ST	Blocks	BS	BA	+/-
5 Francis Okoro	23:52	9-14	0-0	4-4	4 7 11	2 2	22	1	2	1	0	1	16	
1 Yuri Collins	31:41	5-5	0-0	1-1	0 5 5	3 2	11	12	2	2	0	0	14	
15 Jordan Nesbitt	23:21	1-5	0-0	3-4	1 1 2	0 2	5	3	0	3	0	1	13	
20 Fred Thatch Jr.	29:01	1-4	0-0	0-0	2 3 5	2 0	2	0	2	1	3	0	20	
24 Gibson Jimerson	30:51	11-20	6-11	0-0	3 1 4	1 0	28	0	1	0	1	0	13	
12 Marten Linszen	16:40	1-3	0-0	2-2	3 2 5	2 3	4	1	0	0	0	0	-4	
22 Terrence Hargrove Jr.	15:11	0-5	0-3	0-0	0 0 0	1 1	0	0	0	0	0	0	1	
55 DeAndre Jones	15:23	0-3	0-1	0-0	0 2 2	1 0	0	1	0	1	0	0	-1	
11 Rashad Williams	09:09	0-5	0-4	2-2	0 0 0	1 1	2	1	0	0	0	0	0	
23 Lassinia Traore	02:50	2-3	0-0	0-0	0 1 1	1 0	4	0	1	0	0	0	-4	
13 Andre Lorentsson	02:01	1-1	0-0	0-0	0 2 2	0 0	2	0	0	0	0	0	-3	
Team					1 1 2	0 0								
Totals		31-68	6-19	12-13	14 25 39	14 11	80	19	8	8	3	3	13	

Technical Fouls: NONE

Totals		SLU
	GW	SLU
Biggest lead	0 (1 st 20:00)	21 (2 nd 12:48)
Best Scoring Run	6(2 nd 8:52)	9(1 st 14:48)
Lead Changes	0	
Times Tied	0	
Time with Lead	00:00	39:32

BILLIKENS at #A10MBB Championship // March 9-13, 2022



Official Basketball Box Score - Final
Saint Louis at George Mason
 02/02/22 EagleBank Arena, Fairfax
 2021-22 Men's Basketball

Game Time: 7:00 PM
 Game Duration: 2:44
 Attendance: 2,664

Officials: Bill Covington Jr., Joe Lindsay, Greg Evans

Saint Louis - 92

Record: 15-6

NO. Name	Min	FG	3P	FT	Rebounds	Fouls	TP	AS	TO	ST	Blocks	BS	BA	+/-
5 Francis Okoro	F 24:12	6-8	0-0	2-2	4 5 9	5 3	14	1	0	1	1	1	1	10
1 Yuri Collins	G 47:01	11-24	3-7	10-10	0 5 5	3 7	35	13	5	0	1	1	1	1
15 Jordan Nesbitt	G 42:16	4-9	2-6	4-5	1 4 5	4 3	14	1	6	2	2	1	-5	
20 Fred Thatch Jr.	G 31:59	2-7	1-2	0-0	0 2 2	3 1	5	0	1	2	0	0	-3	
24 Gibson Jimerson	G 39:19	3-14	2-7	0-0	1 2 3	4 0	8	0	2	1	0	2	3	
12 Marten Linszen	11:44	1-2	0-0	3-4	0 3 3	5 4	5	0	0	0	0	0	-9	
22 Terrence Hargrove Jr.	27:21	2-6	1-2	0-1	2 2 4	1 1	5	1	0	0	1	0	0	
55 DeAndre Jones	08:15	1-3	1-3	0-0	0 0 0	2 0	3	2	0	0	0	0	9	
11 Rashad Williams	10:02	1-4	1-3	0-0	1 1 2	0 0	3	0	0	1	0	0	1	
23 Lassina Traore	07:51	0-0	0-0	0-0	0 1 1	3 0	0	0	0	0	0	0	3	
Team					3 3 6									
Totals		31-77	11-30	19-22	12 28 40	30 19	92	18	12	12	4	5	2	

Technical Fouls: NONE

Shooting By Period	1st	2nd	3rd	4th	OT
FG%	13-34	38.2%			
3PT%	7-17	41.2%			
FT%	5-7	71.4%			
2nd FG%	12-30	40.0%			
3PT%	3-12	25.0%			
FT%	11-12	91.7%			
JOTFG%	6-13	46.2%			
3PT%	1-1	100.0%			
FT%	3-3	100%			
GM FG%	31-77	40.3%			
3PT%	11-30	36.7%			
FT%	19-22	86.4%			

Dead Ball Rebounds: 2, 0

George Mason - 90

Record: 11-8

NO. Name	Min	FG	3P	FT	Rebounds	Fouls	TP	AS	TO	ST	Blocks	BS	BA	+/-
13 Josh Oduro	F 42:12	11-22	1-2	9-13	3 3 6	3 13	32	2	4	0	3	2	8	
0 DeVon Cooper	G 43:50	8-15	5-11	1-2	0 4 4	3 2	22	1	5	0	0	0	6	
2 Xavier Johnson	G 45:08	3-10	1-3	0-0	0 3 3	4 2	7	4	5	3	0	0	4	
3 Davonte Gaines	G 50:00	2-3	0-1	8-9	5 12 17	3 10	12	1	1	1	1	0	-2	
15 D'Shawn Schwartz	G 47:43	6-14	2-4	1-4	2 7 9	2 3	15	3	0	0	0	1	1	
1 Ronald Polite III	05:19	0-1	0-0	0-0	0 0 0	0 0	0	1	0	0	0	0	-11	
35 Malik Henry	02:53	0-2	0-0	0-0	1 1 2	1 0	0	0	0	0	0	1	-5	
5 Otis Frazier III	10:49	1-1	0-0	0-0	0 1 1	2 0	2	0	1	0	1	0	9	
10 Jamal Hartwell II	00:43	0-0	0-0	0-0	0 0 0	0 0	0	0	0	0	0	0	2	
32 TJ Gadsden	01:23	0-0	0-0	0-0	0 0 0	1 0	0	0	0	0	0	0	-4	
Team					2 4 6									
Totals		31-68	9-21	19-28	13 35 48	19 30	11	17	4	5	4	2		

Technical Fouls: NONE

Shooting By Period	1st	2nd	3rd	4th	OT
FG%	12-26	46.2%			
3PT%	3-7	42.9%			
FT%	6-7	85.7%			
2nd FG%	15-30	50.0%			
3PT%	5-11	45.5%			
FT%	8-11	72.7%			
JOTFG%	4-12	33.3%			
3PT%	1-3	33.3%			
FT%	5-10	50%			
GM FG%	31-68	45.6%			
3PT%	9-21	42.9%			
FT%	19-28	67.9%			

Dead Ball Rebounds: 5, 0

SLU	MASON
Biggest lead	14 (2nd 11:31) 7 (1st 14:57)
Best Scoring Run	13 (1st 10:57) 11 (2nd 1:56)
Lead Changes	4
Times Tied	6
Time with Lead	39:02 04:20

Points from Turnovers	SLU	MASON
Paint	36	44
Second Chance	11	17
Fast Breaks	12	13
Bench	16	2

Period by Period Scoring	1st	2nd	OT	TOT
SLU	38	5	11	92
MASON	33	43	5	90



Official Basketball Box Score - Final
Dayton at Saint Louis
 02/05/22 Chalfetz Arena, St. Louis
 2021-22 Men's Basketball

Game Time: 1:00 PM
 Game Duration: 2:11
 Attendance: 9,411

Officials: Rayne Stynes, Nathan Farrell, Jeff Pon

Dayton - 61

Record: 15-8 (7-3)

NO. Name		Min	FG M-A	3P M-A	FT M-A	Rebounds OR DR TOT	Fouls FOU F	TP	AS	TO	ST	Blocks BS	B/A
2 Tournani Camara	F	25:47	3-9	0-2	0-0	1 4 5	3 1	6	1	1	3	2	0
15 DaRon Holmes II	F	29:44	1-5	0-0	2-4	1 6 7	2 3	4	2	2	0	3	-12
23 R.J. Blackney	F	24:40	3-5	1-1	1-2	3 3 6	1 3	8	1	0	0	0	-6
11 Malachi Smith	G	35:21	4-15	0-1	0-1	3 2 5	4 5	8	4	1	2	0	4
24 Kobe Elvis	G	35:42	5-9	4-6	6-8	0 1 1	3 3	20	0	3	0	0	-8
22 Mustapha Amzil		18:23	2-4	0-2	2-5	1 1 2	2 3	6	1	0	0	0	-8
4 Koby Brea		20:19	3-5	0-1	0-1	0 1 1	2 1	6	0	0	1	0	-12
14 Moulaye Sissoko		04:28	0-0	0-0	0-0	0 0 0	1 0	0	0	0	0	0	1
10 Kaleb Washington		01:24	0-0	0-0	0-0	0 0 0	0 0	0	0	0	0	0	2
12 Zimi Nwukeji		01:24	1-1	0-0	0-0	0 0 0	0 0	2	0	0	0	0	2
51 Drew Swerlein		01:24	0-0	0-0	1-2	0 0 0	0 1	1	0	0	0	0	2
53 Christian Wilson		01:24	0-0	0-0	0-0	0 0 0	0 0	0	0	0	1	0	2

Technical Fouls: NONE

Shooting By Period	1st	2nd	3rd	4th	OT
FG%	8-26	30.8%			
3PT%	1-5	20.0%			
FT%	8-13	61.5%			
2nd FG%	14-27	51.9%			
3PT%	4-8	50.0%			
FT%	4-10	40%			
GM FG%	22-53	41.5%			
3PT%	5-13	38.5%			
FT%	12-23	52.2%			

Dead Ball Rebounds: 5, 0

Saint Louis - 72

Record: 16-6 (7-2)

NO. Name	Min	FG	3P	FT	Rebounds	Fouls	TP	AS	TO	ST	Blocks	BS	BA	+/-
5 Francis Okoro	F 21:12	2-3	0-0	1-2	2 5 7	3 4	5	1	0	0	2	0	10	
1 Yuri Collins	G 36:56	4-6	2-3	6-7	1 7 8	2 6	16	6	6	2	1	1	10	
15 Jordan Nesbitt	G 24:58	1-6	0-2	0-0	1 3 4	2 0	2	0	1	1	0	1	7	
20 Fred Thatch Jr.	G 29:34	4-9	0-2	4-4	2 3 5	2 2	12	3	1	1	0	1	3	
24 Gibson Jimerson	G 38:33	5-12	4-6	0-0	0 2 2	3 1	14	0	0	0	0	2	12	
12 Marten Linszen	18:48	5-5	0-0	7-8	0 2 2	2 4	17	1	0	0	1	0	1	
22 Terrence Hargrove Jr.	14:51	1-2	1-1	0-0	0 4 4	2 0	3	1	2	0	1	0	5	
55 DeAndre Jones	12:12	0-1	0-1	0-0	0 0 0	0 4	1	0	1	0	0	0	6	
11 Rashad Williams	02:56	1-3	1-3	0-0	0 0 0	0 0	3	0	0	0	0	0	1	
Team					1 1 2									
Totals		23-47	9-18	18-21	7 27 34	20 18	72	13	11	4	5	5	11	

Technical Fouls: NONE

DAY	SLU
Biggest lead	3 (1st 19:05) 17 (2nd 3:58)
Best Scoring Run	7 (2nd 2:35) 9 (1st 16:30)
Lead Changes	1
Times Tied	1
Time with Lead	01:24 37:41

Points from Turnovers	DAY	SLU
Paint	26	26
Second Chance	12	10
Fast Breaks	10	5
Bench	15	23

Period by Period Scoring	1st	2nd	TOT
DAY	25	36	61
SLU	34	38	72



Official Basketball Box Score - Final
Saint Louis at La Salle
 02/08/22 Tom Gola Arena, Philadelphia
 2021-22 Men's Basketball

Game Time: 7:00 PM
 Game Duration: 1:51
 Attendance: 1,120

Officials: Pat Driscoll, Tim Clougherty, Mark Schurr

Saint Louis - 75

Record: 17-6 (8-2)

NO. Name	Min	FG	3P	FT	Rebounds	Fouls	TP	AS	TO	ST	Blocks	BS	BA	+/-
5 Francis Okoro	F 25:50	9-11	0-0	1-1	1 6 7	4 2	19	0	0	0	2	0	6	
1 Yuri Collins	G 36:59	4-11	0-0	0-0	0 5 5	2 1	8	8	2	3	0	0	15	
15 Jordan Nesbitt	G 34:25	2-5	0-2	4-5	1 3 4	3 4	8	1	0	0	0	0	14	
20 Fred Thatch Jr.	G 28:58	5-9	0-0	4-6	4 6 10	1 3	14	2	1	1	1	2	13	
24 Gibson Jimerson	G 35:37	4-14	1-4	4-6	2 6 8	0 1	13	2	0	0	0	2	20	
12 Marten Linszen	08:55	0-0	0-0	1-2	0 2 2	3 1	1	1	2	0	0	0	6	
22 Terrence Hargrove Jr.	16:37	3-5	2-3	0-0	1 4 5	2 1	8	0	3	0	0	0	9	
55 DeAndre Jones	07:24	0-3	0-2	2-2	1 0 1	0 1	2	0	0	1	0	1	1	
23 Lassina Traore	05:15	1-1	0-0	0-0	1 0 1	1 0	2	0	0	0	0	0	6	
Team					0 0 0									
Totals		28-61	3-11	16-22	11 32 43	16 14	75	14	8	5	5	5	18	

Technical Fouls: NONE

Shooting By Period	1st	2nd	3rd	4th	OT
FG%	14-31	45.2%			
3PT%	1-6	16.7%			
FT%	12-17	70.6%			
2nd FG%	14-30	46.7%			
3PT%	2-5	40.0%			
FT%	4-5	80%			
GM FG%	28-61	45.9%			
3PT%	3-11	27.3%			
FT%	16-22	72.7%			

Dead Ball Rebounds: 6, 0

La Salle - 57

Record: 7-14 (2-9)

BILLIKENS at #A10MBB Championship // March 9-13, 2022



Official Basketball Box Score - Final
Saint Louis at St. Bonaventure
 02/14/22 Reilly Center, St. Bonaventure, N.Y.
 2021-22 Men's Basketball

Game Time: 5:00 PM
 Game Duration: 1:53
 Attendance: 3,418

Officials: Jamie Luckie, Jeff Anderson, Jeffrey Clark

Saint Louis - 79

Record: 17-8 (8-4)

NO. Name	Min	FG	3P	FT	Rebounds	Fouls	TP	AS	TO	ST	Blocks	+/-
5 Francis Okoro	F 27:24	5-8	0-0	4-4	2 5	7 2	14	0	3	0	2	2
1 Yuri Collins	G 25:28	2-2	0-0	0-0	0 0	0 5	4	10	6	0	0	-2
15 Jordan Nesbitt	G 34:47	6-11	5-7	1-2	0 1	1 1	1	18	2	2	1	0
20 Fred Thatch Jr.	G 36:12	5-10	1-2	6-6	1 12	13 4	3	17	4	1	1	0
24 Gibson Jimerson	G 37:43	6-9	2-5	3-3	0 3	3 2	2	17	2	1	0	0
12 Marten Linssen	12:36	1-1	0-0	2-2	0 1	1 2	1	4	1	2	0	0
22 Terrence Hargrove Jr.	12:17	0-3	0-3	0-0	0 1	1 0	0	0	1	0	0	0
55 DeAndre Jones	13:33	2-4	1-2	0-0	0 2	2 3	0	5	0	2	1	0
Team					2 0	2 0						
Totals		27-48	9-19	16-17	5 25	30 19	13	79	20	17	3	0

Shooting By Period	1st	2nd	3rd	4th	OT
FG%	52.2%	52.2%	52.2%	52.2%	52.2%
3PT%	5.9	55.6%	3.4	75%	
FT%	15.25	60.0%	4.10	40.0%	
GM FG%	27.48	56.3%	13.13	100%	
3PT%	9.19	47.4%	16.17	94.1%	
FT%	16.17	94.1%			

Dead Ball Rebounds: 2, 0

Technical Fouls: NONE

St. Bonaventure - 83

Record: 15-7 (7-4)

NO. Name	Min	FG	3P	FT	Rebounds	Fouls	TP	AS	TO	ST	Blocks	+/-
33 Jalen Adewale	F 37:15	7-14	0-2	3-6	4 2	6 6	4	17	4	0	1	0
21 Ogun Osunniyi	C 35:35	9-10	0-0	3-4	2 1	3 2	4	0	1	0	3	0
0 Kyle Lofton	G 37:58	2-6	0-0	0-0	0 1	1 1	1	4	8	2	1	0
1 Dominick Welch	G 40:00	8-16	3-10	0-0	1 5	6 3	2	19	2	0	4	0
5 Jaren Holmes	G 37:58	7-14	1-4	3-6	0 2	2 2	1	18	4	1	0	0
2 Quadry Adams	06:49	2-3	0-0	0-0	2 0	2 1	1	4	1	1	0	0
12 Abdoul Karim Coulibaly	04:25	0-2	0-0	0-0	0 0	0 0	0	0	0	0	0	-1
Team					1 3	4 4						
Totals		35-65	4-18	9-16	10 14	24 13	19	83	19	5	6	3

Shooting By Period	1st	2nd	3rd	4th	OT
FG%	21.37	56.8%	2.7	26.6%	
3PT%	4.5	80%	14.28	50.0%	
FT%	5.11	18.2%	2.11	45.8%	
GM FG%	35.65	53.8%	3.16	22.2%	
3PT%	9.16	56.3%			
FT%	9.16	56.3%			

Dead Ball Rebounds: 2, 1

Technical Fouls: NONE

SLU	SBU
Biggest lead	2 (1st 18:49) 16 (1st 0:19)
Best Scoring Run	8 (2nd 3:26) 13 (1st 3:25)
Lead Changes	2
Times Tied	3
Time with Lead	00:26 37:36

Points from Turnovers	SLU	SBU
Paint	30	58
Second Chance	8	13
Fast Breaks	5	20
Bench	9	4

Period by Period Scoring	1st	2nd	TOT
SLU	32	47	79
SBU	48	35	83



Official Basketball Box Score - Final
La Salle at Saint Louis
 02/16/22 Chaletz Arena, St. Louis
 2021-22 Men's Basketball

Game Time: 7:00 PM
 Game Duration: 1:51
 Attendance: 4,671

Officials: Matt Potter, Tony Henderson, Tommy Morrissey

La Salle - 84

Record: 7-16 (3-11)

NO. Name	Min	FG	3P	FT	Rebounds	Fouls	TP	AS	TO	ST	Blocks	+/-
14 Mamadou Doucoure	F 10:04	1-1	0-0	0-0	1 0	1 1	2	0	0	0	0	-5
21 Clifton Moore	F 27:22	7-12	1-1	5-5	2 3	5 3	4	20	1	2	0	0
2 Jhamir Bricks	G 22:12	0-4	0-4	0-0	0 2	2 2	0	2	1	0	0	-14
5 Jack Clark	G 31:28	7-16	2-7	2-2	3 1	4 0	1	18	1	2	0	0
10 Josh Nickelberry	G 28:57	1-10	1-7	2-2	0 1	1 3	3	5	2	1	0	0
3 Anwar Gill	19:19	2-4	1-2	2-3	0 0	0 2	2	7	2	1	0	0
24 Christian Ray	24:47	1-4	0-1	0-0	2 2	4 0	1	2	1	1	0	0
55 Khalil Brantley	22:17	1-5	1-3	4-4	0 0	0 1	5	7	1	2	4	0
23 Matt McFarlane	09:43	1-4	1-1	0-0	1 0	1 3	0	3	0	1	0	0
13 Daeshon Shepherd	02:35	0-0	0-0	0-0	0 0	0 0	0	0	0	0	0	1
12 Kyle Thompson	01:16	0-1	0-0	0-0	0 0	0 0	0	0	0	0	0	-1
Team					1 2	3 0						
Totals		21-61	7-25	15-16	10 11	21 15	16	64	10	11	8	4

Shooting By Period	1st	2nd	3rd	4th	OT
FG%	11.29	37.9%	4.14	28.6%	
3PT%	6.6	100%	3.12	31.3%	
FT%	21.61	34.4%	9.10	90%	
GM FG%	34.26	64.3%	7.26	26.9%	
3PT%	15.16	93.8%			
FT%	15.16	93.8%			

Dead Ball Rebounds: 0, 0

Technical Fouls: NONE

Saint Louis - 90

Record: 18-8 (9-4)

NO. Name	Min	FG	3P	FT	Rebounds	Fouls	TP	AS	TO	ST	Blocks	+/-
5 Francis Okoro	F 22:04	2-3	0-0	2-3	1 5	6 2	5	6	0	1	1	0
1 Yuri Collins	G 22:49	2-3	0-1	1-2	0 1	1 1	3	5	6	1	1	0
15 Jordan Nesbitt	G 23:11	6-10	3-5	1-1	2 1	3 4	2	16	2	3	0	0
20 Fred Thatch Jr.	G 28:25	8-11	2-2	3-4	3 4	7 2	2	21	2	3	1	0
24 Gibson Jimerson	G 27:08	5-9	2-4	0-0	2 2	2 0	0	12	1	0	0	0
12 Marten Linssen	14:05	2-3	0-0	0-0	0 6	6 3	0	4	1	1	0	0
22 Terrence Hargrove Jr.	22:55	5-8	2-3	1-2	0 4	4 1	1	13	2	3	0	0
55 DeAndre Jones	15:55	2-4	1-1	0-0	0 2	2 2	0	5	4	1	0	1
1 Rashad Williams	10:41	0-0	0-0	0-0	0 1	1 0	0	2	1	0	0	-3
2 Markhi Strickland	04:35	3-3	0-0	0-0	1 2	3 1	1	6	1	0	1	0
23 Lassina Traore	03:51	0-1	0-0	0-0	0 1	1 0	1	0	1	0	1	0
13 Andre Lorentsson	03:05	1-1	0-0	0-0	0 0	0 0	0	2	0	1	0	0
30 Brandon Courtney	01:16	0-0	0-0	0-0	0 1	1 0	0	0	0	0	0	-1
Team					2 1	3 0						
Totals		36-56	10-16	8-12	9 31	40 16	15	90	22	16	5	1

Shooting By Period	1st	2nd	3rd	4th	OT
FG%	19.31	61.3%	6.10	60.0%	
3PT%	6.10	70%	17.25	68.0%	
FT%	4.6	66.7%	1.2	50%	
GM FG%	36.56	64.3%	10.16	62.5%	
3PT%	8.12	66.7%			
FT%	8.12	66.7%			

Dead Ball Rebounds: 4, 0

Technical Fouls: NONE

LAS	SLU
Biggest lead	0 (1st 20:00) 29 (2nd 10:57)
Best Scoring Run	5 (2nd 5:46) 9 (1st 10:50)
Lead Changes	6
Times Tied	0
Time with Lead	00:00 39:35

Points from Turnovers	LAS	SLU
Paint	26	42
Second Chance	8	9
Fast Breaks	3	16
Bench	19	30

Period by Period Scoring	1st	2nd	TOT
LAS	32	32	64
SLU	51	39	90



Official Basketball Box Score - Final
Saint Louis at Davidson
 02/19/22 Bek Arena, Davidson
 2021-22 Men's Basketball

Game Time: 3:30 PM
 Game Duration: 2:02
 Attendance: 4,039

Officials: Tony Crisp, Sean Hull, Donnie Eppley

Saint Louis - 58

Record: 18-9 (9-5)

NO. Name	Min	FG	3P	FT	Rebounds	Fouls	TP	AS	TO	ST	Blocks	+/-
5 Francis Okoro	F 26:49	4-8	0-0	1-2	2 9	11 4	2	9	0	1	0	-10
1 Yuri Collins	G 34:22	3-7	0-0	4-4	0 2	2 4	4	10	5	1	0	-10
15 Jordan Nesbitt	G 25:56	2-8	1-3	0-0	1 3	4 4	2	5	1	1	0	-16
20 Fred Thatch Jr.	G 36:09	2-9	2-4	2-2	2 2	4 3	2	8	6	1	0	-18
24 Gibson Jimerson	G 31:20	3-10	2-4	0-0	1 0	1 0	2	8	0	1	1	0
22 Terrence Hargrove Jr.	19:16	4-9	1-6	0-0	2 2	4 1	1	9	0	0	0	-13
12 Marten Linssen	13:11	1-5	0-0	0-0	1 5	6 2	1	2	0	0	0	-11
55 DeAndre Jones	10:22	1-4	1-3	1-2	0 0	0 1	1	4	0	2	1	0
11 Rashad Williams	02:35	1-1	1-1	0-0	0 1	1 2	0	3	0	1	0	0
Team					1 0	1 0						
Totals		21-61	8-21	8-11	10 24	34 22	15	58	12	10	3	1

Shooting By Period	1st	2nd	3rd	4th	OT
FG%	12.33	36.4%	4.9	44.4%	
3PT%	0-0	0%	0-0	0%	
FT%	9.08	32.1%	4.12	33.3%	
GM FG%	21.61	34.4%	8.21	38.1%	
3PT%	8.21	38.1%	8.11	72.7%	
FT%	8.11	72.7%			

Dead Ball Rebounds: 2, 0

Technical Fouls: Coach 2nd 11:14

Davidson - 79

Record: 22-4 (12-2)

NO. Name	Min	FG	3P	FT	Rebounds	Fouls	TP	AS	TO	ST	Blocks	+/-
3 Sam Mennenga	F 28:04	0-4	0-0	1-2	0 3	3 1	3	1	1	3	0	0
35 Luka Brakovic	F 31:22	6-10	4-4	0-2	2 6	8 1	3	16	3	0	0	23
1 Hyunjun Lee	G 30:02	8-12	4-6	9-10	0 4	2 4	2	29	2	1	2	0
5 Grant Huffman	G 27:35	3-5	1-3	2-4	1 5	6 2	2	9	4	3	1	0
13 Michael Jones	G 31:54	5-10	4-5	4-5	5 5	2 6	18	2	1	1	0	25
4 Desmond Watson	17:14	1-4	1-2	0-0	2 1	3 1	1	3	1	1	0	0
32 Nelson Boachie-Adjei	16:30	0-1	0-0	1-2	1 2	3 2	1	1	1	1	0	1
2 Emory Lanier	11:39	1-4	0-3	0-0	0 2	2 4	1	2	1	0	0	-1
12 David Kristensen	01:41	0-1	0-1	0-0	0 0	0 0	0	0	0	0	0	-3
34 Strymir Thrastarson	01:41	0-0	0-0	0-0	0 0	0 0	0	0	0	1	0	0</

BILLIKENS at #A10MBB Championship // March 9-13, 2022



Official Basketball Box Score - Final
Saint Louis at Richmond
02/25/22 Robins Center, Richmond
2021-22 Men's Basketball

Game Time: 7:00 PM
Game Duration: 1:59
Attendance: 6,750

Officials: Brian Dorsey, Clarence Armstrong, Jeffrey Anderson

Saint Louis - 66

Record: 19-10 (10-6)

NO. Name	Min	FG M-A	3P M-A	FT M-A	Rebounds OR DR TOT	Fouls PF FD	TP	AS	TO	ST	Blocks BS BA	+/-
5 Francis Okoro	F 35:46	8-11	0-0	7-8	4 11 15	3 5	23	0	3	0	0	0
1 Yuri Collins	G 35:14	1-8	0-1	0-0	1 3 4	4 2	2	4	4	0	0	2
15 Jordan Nesbitt	G 34:09	2-7	0-5	0-0	5 2 7	1 0	4	2	2	1	0	7
20 Fred Thatch Jr.	G 34:00	2-4	0-2	1-1	0 3 3	2 2	15	1	1	3	1	0
24 Gibson Jimerson	G 36:33	4-8	0-2	0-2	0 0 0	1 2	8	1	0	1	0	2
12 Marten Linssen	04:14	1-1	0-0	2-2	1 0 1	2 1	4	0	1	0	0	0
22 Terrence Hargrove Jr.	11:51	2-4	1-2	2-2	0 0 0	1 2	7	0	1	0	0	0
55 DeAndre Jones	08:13	1-2	1-1	0-0	0 0 0	0 0	3	1	2	0	0	1
Team					1 1 2		0		1			
Totals		26-55	2-13	12-15	12 20 32	14 14	66	9	15	5	1	5

Technical Fouls: NONE

Shooting By Period	1st	2nd	3rd	4th	OT
FG%	19.2%	65.5%			
3PT%	2.5	40.0%			
FT%	3.5	60%			
2nd FG%	7.26	26.9%			
3PT%	0.8	0.0%			
FT%	9-10	90%			
GM FG%	26.55	47.3%			
3PT%	2-13	15.4%			
FT%	12-15	80.0%			

Dead Ball Rebounds: 0.0

Richmond - 68

Record: 19-10 (10-6)

NO. Name		Min	FG M-A	3P M-A	FT M-A	Rebounds OR DR TOT	Fouls PF FD	TP	AS	TO	ST	Blocks BS BA	+/-
3 Tyler Burton	F	37:54	7-11	0-0	9-10	1 9 10	2 7	23	1	1	1	0	0
4 Nathan Cayo	F	24:27	2-7	0-0	1-2	1 2 3	4 1	5	1	3	0	1	-16
33 Grant Golden	F	31:08	2-4	0-1	2-4	0 2 2	2 2	6	2	1	0	3	-9
00 Jacob Gilyard	G	40:00	5-11	3-8	2-2	1 1 2	1 2	15	2	3	4	1	0
22 Andre Gustavson	G	32:12	1-5	0-2	0-0	0 1 1	2 1	2	1	0	2	0	0
5 Nick Sherod		14:20	4-5	3-4	2-2	1 2 3	1 1	13	0	0	1	0	11
15 Matt Grace		12:11	1-2	0-1	0-0	1 2 3	1 0	2	1	1	0	0	14
13 Connor Crabtree		07:48	1-2	0-1	0-0	0 0 0	1 0	2	0	1	1	0	-6
Team						0 1 1		0		1			
Totals			23-47	6-17	16-20	5 20 25	14 14	68	8	11	9	5	1 2

Technical Fouls: NONE

Shooting By Period	1st	2nd	3rd	4th	OT
FG%	13.26	50.0%			
3PT%	3-10	30.0%			
FT%	4-4	100%			
2nd FG%	10.21	47.6%			
3PT%	3-7	42.9%			
FT%	12-16	75%			
GM FG%	23.47	48.9%			
3PT%	6-17	35.3%			
FT%	16-20	80.0%			

Dead Ball Rebounds: 0.0

	SLU	RIC
Biggest lead	12 (1st 1:28)	8 (2nd 7:19)
Best Scoring Run	7 (1st 8:22)	12 (2nd 12:38)
Lead Changes	7	
Times Tied	8	
Time with Lead	21:49	14:24

Points from Turnovers	SLU	RIC
Paint	15	23
2nd Chance	13	8
Fast Breaks	4	5
Bench	14	17

Period by Period Scoring	1st	2nd	TOT
SLU	43	23	66
RIC	33	35	68



Official Basketball Box Score - Final
Saint Louis at Rhode Island
03/02/22 Thomas M. Ryan Center, Kingston
2021-22 Men's Basketball

Game Time: 7:00 PM
Game Duration: 1:56
Attendance: 4,611

Officials: Lee Cassell, A.J. Desai, Earl Walton

Saint Louis - 80

Record: 20-10 (11-6)

NO. Name	Min	FG M-A	3P M-A	FT M-A	Rebounds OR DR TOT	Fouls PF FD	TP	AS	TO	ST	Blocks BS BA	+/-	
5 Francis Okoro	F 23:59	3-8	0-0	3-5	1 6 7	4 5	9	1	2	0	1	2	-11
1 Yuri Collins	G 32:08	4-8	1-2	1-2	1 4 5	3 1	10	9	5	5	0	1	10
15 Jordan Nesbitt	G 27:59	4-8	0-1	3-4	2 2 4	2 5	11	2	0	1	0	1	1
20 Fred Thatch Jr.	G 38:03	8-17	3-5	2-4	3 10 13	1 3	21	1	0	1	1	2	5
24 Gibson Jimerson	G 36:06	7-13	5-9	3-5	0 1 1	1 3	22	0	0	0	0	0	13
12 Marten Linssen	16:01	1-4	0-0	3-4	3 2 5	4 3	5	0	2	1	0	1	17
22 Terrence Hargrove Jr.	15:38	1-4	0-1	0-0	0 2 2	3 0	2	0	0	0	0	0	3
55 DeAndre Jones	10:06	0-1	0-1	0-0	0 1 1	1 0	0	2	0	0	0	0	-8
Team					2 2 4		0		0				
Totals		28-63	9-19	15-24	12 30 42	19 20	80	15	9	8	2	7	6

Technical Fouls: NONE

Shooting By Period	1st	2nd	3rd	4th	OT
FG%	14.31	45.2%			
3PT%	6-12	50.0%			
FT%	5-9	55.6%			
2nd FG%	14.32	43.8%			
3PT%	3-7	42.9%			
FT%	10-15	66.7%			
GM FG%	28.63	44.4%			
3PT%	9-19	47.4%			
FT%	15-24	62.5%			

Dead Ball Rebounds: 3.0

Rhode Island - 74

Record: 14-14 (5-11)

NO. Name	Min	FG M-A	3P M-A	FT M-A	Rebounds OR DR TOT	Fouls PF FD	TP	AS	TO	ST	Blocks BS BA	+/-	
5 Antwan Walker	F 14:13	0-3	0-1	0-1	0 2 2	4 1	0	1	1	1	0	0	-9
2 Jeremy Sheppard	G 26:56	7-9	2-3	0-0	0 5 5	2 0	16	1	0	0	0	0	4
10 Ishmael Leggett	G 25:17	2-7	1-3	3-5	3 1 4	2 5	8	0	0	0	0	0	-2
12 Malik Martin	G 32:01	2-5	0-3	1-2	3 2 5	0 1	5	1	2	0	1	0	-6
42 Ishmael El-Amin	G 12:18	2-3	2-3	0-0	0 1 1	4 1	6	0	0	0	0	0	2
21 Makhi Mitchell	24:07	6-9	0-1	1-3	3 5 8	2 2	13	3	6	2	6	0	-2
0 Sebastian Thomas	21:53	3-5	0-1	1-2	1 4 5	1 2	7	2	0	0	0	0	0
22 Makhel Mitchell	25:34	3-16	0-0	4-6	2 5 7	3 4	10	2	1	1	0	0	-2
15 Jalen Carey	17:41	4-6	1-1	0-3	0 2 2	2 3	9	1	0	2	0	0	-15
Team					0 2 2		0	0	0				

Technical Fouls: NONE

	SLU	URI
Biggest lead	15 (2nd 13:08)	10 (1st 7:02)
Best Scoring Run	9 (1st 0:50)	7 (1st 9:02)
Lead Changes	9	
Times Tied	4	
Time with Lead	24:25	13:17

Points from Turnovers	SLU	URI
Paint	10	12
2nd Chance	32	38
Fast Breaks	18	10
Bench	8	15

Period by Period Scoring	1st	2nd	TOT
SLU	39	41	80
URI	33	41	74



Official Basketball Box Score - Final
VCU at Saint Louis
03/05/22 Chaifetz Arena, St. Louis
2021-22 Men's Basketball

Game Time: 3:00 PM
Game Duration: 2:13
Attendance: 9,125

Officials: Donnie Eppley, Trey Slyons, Greg Evans

VCU - 65

Record: 21-10 (14-4)

NO. Name	Min	FG M-A	3P M-A	FT M-A	Rebounds OR DR TOT	Fouls PF FD	TP	AS	TO	ST	Blocks BS BA	+/-
10 Vince Williams	F 40:00	7-12	3-8	9-11	1 3 4	1 9	26	0	5	0	1 0	-4
20 Hason Ward	C 19:11	1-2	0-0	0-0	2 2 4	4 1	2	0	3	1	1 0	-3
1 Adrian Baldwin Jr.	G 38:29	6-14	0-3	0-0	2 4 6	3 2	12	6	2	2	0 2	-8
11 Keshawn Curry	G 33:16	4-9	0-1	0-0	2 3 5	3 1	8	2	4	3	1 0	-4
23 Jayden Nunn	G 30:07	4-9	0-4	0-0	2 2 4	1 1	8	2	1	2	0 0	5
4 Jalen DeLoach	08:16	0-2	0-0	0-0	0 2 2	5 0	0	0	0	0	0 1	4
24 Nick Kern	08:09	2-3	0-0	0-0	0 0 0	1 0	4	1	1	1	0 0	-1
33 Josh Banks	04:15	0-2	0-1	0-0	0 0 0	0 0	0	0	0	0	0 0	-8
34 Levi Stockard III	12:33	1-2	0-0	1-2	0 2 2	1 2	3	0	1	2	1 0	-5
2 Mikeal Brown-Jones	05:44	0-0	0-0	2-2	1 1 2	1 1	2	0	0	0	2 0	4
Team					0 0 0		0		0			
Totals		25-55	3-17	12-15	10 19 29	20 17	65	11	17	11	6 3	-4

Technical Fouls: NONE

Shooting By Period	1st	2nd	3rd	4th	OT
FG%	9.25	36.0%			
3PT%	1-8	12.5%			
FT%	5-6	83.3%			
2nd FG%	16.30	53.3%			
3PT%	2-9	22.2%			
FT%	7-9	77.8%			
GM FG%	25.55	45.5%			
3PT%	3-17	17.6%			
FT%	12-15	80.0%			

Dead Ball Rebounds: 1.0

Saint Louis - 69

Record: 21-10 (12-6)

Team Totals - 69													Rebounds - 21			
NO.	Name	Min	FG M-A	3P M-A	FT M-A	Rebounds OR DR TOT	Fouls PF FD	TP	AS	TO	ST	Blocks BS BA	+/-			
12	Marten Linssen	F 18:19	2-5	0-0	2-4	0 6 6	1 2	6	1	2	0	2	0			
1	Yuri Collins	G 36:02	4-7	0-0	4-5	0 5 5	3 7	12	7	5	2	0	0			
20	Fred Thatch Jr.	G 27:37	1-7	0-2	7-8	1 3 4	4 4	9	3	4	0	0	2			
30	Brandon Courtney	G 01:05	1-1	1-1	0-0	0 0 0	0 0	3	0	0	0	0	3			
55	DeAndre Jones	G 37:41	2-6	2-4	0-0	1 1 2	0 2	6	4	0	3	0	1			
24	Gibson Jimerson	34:32	6-10	3-5	4-4	1 2 3	2 2	19	0	1	0	0	1			
5	Francis Okoro	21:41	3-5	0-0	2-2	2 4 6	4 2	8	0	1	1	1	-3			
15	Jordan Nesbitt	07:26	0-0	0-0	2-2	0 0 0	1 1	2	0	2	0	0	2			
22	Terrence Hargrove Jr.	15:37	2-5	0-1	0-0	3 1 4	2 0	4	0	2	1	0	-7			
Team						0	0	0	0	1						
Totals				21-46	6-13	21-25	8	22	30	15	18	7	3	6	4	

SLU holds on to beat VCU to keep Rams from winning A-10

By: Stu Durando (@studurando)
St. Louis Post-Dispatch | STLToday.com
March 5, 2022

VCU knew it needed a win over St. Louis University to capture the top spot in the Atlantic 10 before the teams tipped off at Chaifetz Arena on Saturday afternoon.

For the Billikens, their position was determined with no chance to improve. But guard Yuri Collins and his teammates knew what they were playing for.

"Twenty-one wins and the seniors," he said.

SLU flew out of the gates with another strong first half, slipped after building a 21-point lead and then held on for a 69-65 win to end VCU's win streak at eight.

Maybe no senior had a bigger moment than Brandon Courtney, the walk-on who was given a scholarship this week, as he opened the game with a 3-pointer in his only minute of play, providing a bucket the Billikens would need.

SLU finished fifth in the A-10 and will open the conference tournament Thursday in Washington. Coach Travis Ford said he didn't mention the motivation VCU would have, preferring to have the Billikens focus on their own situation.

"I didn't mention it. This was more about us figuring out us," Ford said. "We've talked a lot about us recently. I knew VCU would be ready to play so it was very important for us to get off to a great start."

SLU broke out a well-worn script by building a big lead, this time taking charge at 47-26 with 17 minutes remaining. It then crumbled under a VCU press that created turnovers and allowed the Rams to get within one point and then have a chance to tie on their final possession.

The lead ended up being just large enough when Yuri Collins scored on a layup with 25 seconds left and added the clinching free throw with one second remaining.

"We've been through it a lot with big leads then teams coming back," Collins said. "We've been through those all year. They've got depth and started getting their subs playing VCU ball and running around, trapping and jumping. They were a little more aggressive."

But SLU was good enough throughout the majority of the game to handle the Rams in their only meeting of the season.

The Billikens (21-10 overall, 12-6 in the A-10) were led by Gibson Jimerson with 19 points. Collins had 12 points and seven assists. Vince Williams had 26 points for the Rams (21-8, 14-4).

Both teams piled up turnovers with SLU finishing with 18 and VCU with 17. But the Billikens were more opportunistic, turning VCU's giveaways into 20 points.

"In different games we've had different issues," Ford said. "That's why we still have our best in us. The really positive thing is we're sitting with 21 wins. We've shown glimpses of being a great team, but we haven't put 40 minutes together like we want."

The three seniors who played all made contributions. After Courtney's 3-pointer, DeAndre Jones went on to play 38 minutes and handle the ball a considerable amount of time. Marten Linssen was solid inside as Francis Okoro battled foul trouble, but had to leave for a long stretch in the second half after being struck in the face and needing five stitches to close the cut.

SLU's defense held VCU to 24 points in the first half while the Billikens scored 41, the second-highest amount against the Rams in a half in A-10 play. When the Rams began pressing the Billikens, they found an opening.

"VCU is one of those teams that relies on runs with their press," Jimerson said. "We handled it well. We were resilient. And Yuri made some big plays at the end."

The game started on an upbeat note for SLU as Courtney was one of three seniors to start. He connected on a 3-pointer in his one minute of play to start the scoring.

The Billikens built on that to open a 14-4 lead, and they then were regulars at the free-throw line the rest of the half, making 13 of 15, to extend the advantage to 17 points.

Jimerson picked up two fouls in the first 10 minutes and left the game. But instead of playing it safe, Ford put him back on the floor, and Jimerson responded with back-to-back 3-pointers and a short jumper to help grow the lead.

Meanwhile, VCU did not have a field goal for more than five minutes to end the half and committed 11 turnovers, which the Billikens turned into 14 points. Then for the third consecutive game, SLU had to try to protect a big lead in the second half.

"We led by 17 at half and should have won by 30," Collins said. "That's a complete game right there."

SLU seniors to be honored

By: Stu Durando (@studurando)
St. Louis Post-Dispatch | STLToday.com
March 4, 2022

Marten Linssen was recruited via Zoom from his home in Germany during the pandemic and had never stepped foot on the St. Louis University campus when he decided to play for the Billikens.

DeAndre Jones was on campus not once, but twice, as a player before he opted to transfer to SLU.

They took different routes but will go out together Saturday on senior day, joining new scholarship player Brandon Courtney and injured Javonte Perkins as those being recognized.

Questions will hang in the air about Perkins and his status for next season because there has been no announcement regarding his plans with another year of eligibility remaining after he tore an anterior cruciate ligament in the preseason.

The others will be playing their final game for the Billikens against VCU.

"It's been five years of my life playing college basketball," said Linssen, who played two seasons at SLU and earned an MBA in international business. "It's going to mean more with my parents and siblings here. They used to watch every game back home and stayed up some nights watching (SLU) games."

SLU is Linssen's third school. He started at Valparaiso and transferred to North Carolina-Wilmington, where he planned to stay until there was a coaching change.

In two seasons at SLU he has averaged 6.6 points and shot 58% while playing a backup role to Hasahn French in 2020-21 and splitting time with Francis Okoro in 2021-22.

Jones spent four seasons at Central Arkansas and faced the Billikens twice at SLU before making the move as a graduate transfer. He has 1,119 career points and 524 assists. Playing a smaller role than previously behind point guard Yuri Collins, he has averaged 3.7 points for SLU.

"Coming in and knowing I'd be here one year, it made me want to cherish every moment," he said. "My first four years went fast, so I knew one would go quick. I wanted to live in the moment and I did a good job of that. I enjoyed every moment of it."

Just as big will be the presence of Perkins, who will be honored after sitting out the entire season with the injury suffered in SLU's first exhibition game.

A preseason favorite for Atlantic 10 player of the year honors, Perkins has spent the season quietly rehabilitating his knee, hanging out at practices and traveling with the Billikens to road games.

Coach Travis Ford gave no indication if he knows whether Perkins plans to return or leave, simply responding "It's all going to be all right."

SLU was picked to finish third in the A-10 with Perkins in the lineup. The Billikens have not fallen far from that prediction and have 20 wins entering the regular-season finale. Solid role players such as Linssen and Jones have helped them get there.

Linssen plans to return to Germany after going through graduation in May and hopes to play professionally in his home country or somewhere else for a few years.

"I think he's played great basketball," Ford said of Linssen. "He's worked extremely hard but he's a greater person. He shows a lot of enthusiasm and he's the most talkative player on the team every single day. I have an incredible amount of respect for him."

"DeAndre in one year has definitely made an impact on and off the court. He's someone we've felt very comfortable putting into games because he has tons of experience. He'll be a success at whatever he does."

SLU holds on to beat Rhode Island

By: Stu Durando (@studurando)
St. Louis Post-Dispatch | STLToday.com
March 2, 2022

With a 15-point lead gone, St. Louis University had the option of following a season-long storyline or applying some lessons learned and changing the ending.

This time the Billikens responded as if strong finishes were what they do, pulling away from Rhode Island in the closing minutes Wednesday night for an 80-74 win at Ryan Center in Kingston, R.I.

Fred Thatch Jr. continued his strong second half of the season with 21 points and 13 rebounds, and Gibson Jimerson scored 22 to help the Billikens remain in the race for fourth place in the Atlantic 10 and a double bye in the conference tournament.

A 58-43 lead evaporated in the second half, and the Rams led by a point with 4 minutes 38 seconds remaining. SLU then went on a 12-3 run to pull away.

"You hope you learn from it all," coach Travis Ford said. "We talk every day about what we've learned. We talked this afternoon. We've talked about second halves, and I wouldn't say we've figured it out. But it was good to see we were able to hang on, so it's a positive."

The game also saw Yuri Collins record nine assists and break the SLU single-season record of 235 held by Jim Roder.

SLU is a half game behind St. Bonaventure for fourth place. The Billikens (20-10 overall, 11-6 in the A-10) need to beat second-place VCU at home Saturday and for the Bonnies to lose at home to Richmond to move into fourth. SLU also could slip to sixth, depending on outcomes.

The Billikens reached 20 wins for the third time in six seasons under Ford and for the third consecutive season in which a full schedule was played.

If watching another big lead get away was stressful at all, SLU players weren't letting on.

"Basketball is a game of runs," Jimerson said. "So, we don't go into panic mode when they start scoring and getting putbacks. It's a part of basketball. We stayed calm and collected, regrouped and put on a run of our own."

Thatch recorded the third double-double of his career, all of which have come in the last eight games over a one-month period.

He is listed at 6-foot-3 and Ford refers to him as 6-1 or 6-2 – "don't measure him," he said. Thatch led the team in rebounding by matching his career-high and had three 3-pointers, including a big one for a 77-72 lead.

Just as big was his putback in a rebounding mosh pit to give SLU a 68-67 lead with five minutes left. All three of his double-doubles have come on the road.

"I've been doing this all my life," he said. "It's just I'm getting a little comfortable and starting to get used to it. It took a while but I'm comfortable like I should have been a couple of years ago."

SLU started the game with a sluggish offense that led to its downfall at Richmond in the previous game. Rhode Island took advantage converting the Billikens' turnovers into points and getting into transition to open a 30-20 lead.

But after getting those 20 points over the first 14 minutes, SLU outscored Rhode Island 19-3 in the final six minutes of the half to take a 39-33 lead at halftime.

Jimerson found his confidence and made three 3-pointers in a short span, and the Billikens had six in the half after a slow start. Collins had early turnover trouble but when the pace increased he distributed more efficiently and had seven assists at the break.

After a slow first half, Francis Okoro got his offense going in the second half as the Billikens made a point of getting him the ball on every early possession. He scored six quick points.

Then after missing a dunk in the open court, Jordan Nesbitt had two in succession, and Jimerson added one of his five 3-pointers to extend the advantage to 58-43.

Okoro finding his stride as SLU season nears an end

By: Stu Durando (@studurando)
St. Louis Post-Dispatch | STLToday.com
March 1, 2022

The learning curve for St. Louis University's Francis Okoro has been more like a jarring roller coaster this season with bursts of production followed by lulls.

But the good moments gradually have grown in terms of their impact until last week he caught the attention of the entire Atlantic 10 with a pair of double-doubles and the league's player of the week award.

Okoro is in his third college season but the first in which he has been asked to make a major contribution offensively to go with everything else. It's been that way with a lot of the Billikens this season with the same mixed results, leading to inconsistency of the team's play.

The 6-foot-9 junior, who arrived at SLU after two seasons at Oregon, has averaged 12.4 points and 8.4 rebounds in A-10 games and figures to receive consideration for some type of league all-conference honors.

"Francis never has been asked to score. He's never been put in that position," coach Travis Ford said. "We've put him in that position and he's performed. It's taken a while and he's still inconsistent. I said all along, he's going to get better as the year goes along. We believed that from day one."

Inconsistency of individual play has been an issue for this SLU team, whether it's Okoro, Gibson Jimerson, Jordan Nesbitt or Terrence Hargrove Jr. The swings in production have created unpredictable results at times.

The Billikens have battled an inability to hold leads throughout the season and did so again at Richmond on Friday, when they squandered an 11-point, second-half lead despite 23 points and 15 rebounds from Okoro.

They're running out of time to figure it out with only a game at Rhode Island on Wednesday night and a home game Saturday against VCU left on the regular-season schedule. Ford is hoping the consistency he has sought will somehow come together at the right time.

Having a reliable force in the middle would be a good starting point.

"Coach tells me to keep doing what I'm doing," Okoro said. "I know I can score because I put in the work. I've got to keep trusting, especially my hook. At the beginning of the season it wasn't going in and most people were like, 'He needs to stop doing that.' I'm excited it's coming right now."

Despite his big game at Richmond, Okoro couldn't save the Billikens from another collapse after they built a double-digit lead. The problem that began in December has not gone away, costing SLU games that might have thrust it into the NCAA Tournament discussion.

Part of the problem could be that while several Billikens have displayed their vast potential at times, sustainability has been elusive.

"It's been an issue and there's no way to deny it has happened to us multiple times," Ford said. "We get to a point we're playing extremely well, things are clicking the way we hoped, and things seem to change. We made as many mental mistakes in the last game as we have maybe all year long."

"I've got to figure out what I can do better to push the right buttons and keep guys mentally sharp to continue doing what got us the leads. It's late in the season, but we have to keep learning."

Okoro's goal early in the season was to focus on rebounding and defense. Offense wasn't a huge worry after he arrived at SLU having averaged three points as a sophomore at Oregon.

He has grown more effective offensively with each stretch of games and is shooting 63% in conference games to rank second in the A-10. He still struggles with travelling violations and was flummoxed when Richmond opted to double team in the second half Friday.

Ford shrugged it off saying, "That's just next in the progression of what he needs to work on."

SLU is playing this week for seeding in the A-10 tournament. The Billikens still have a chance to reach the top four if they win twice. However, they are more likely to finish fifth or sixth.

Ford has said he doesn't pay attention to the standings anymore because they don't matter. All he's concerned about is finding the best version of his team the next two weeks with the A-10 tourney on the horizon.

"There are certain things we need to do," Ford said. "But it's not about getting better at this point. It's about being more consistent."

SLU finishes frantic February with game at Richmond

By: Stu Durando (@studurando)
St. Louis Post-Dispatch | STLToday.com
Feb. 24, 2022

The original basketball schedule for St. Louis University's season included a game against St. Bonaventure on Feb. 11 followed by seven off days before a game at Davidson.

It was SLU's bye week, which is built into the schedule every year.

But as COVID led to the postponement of games across the country, schedules were transformed with makeups being jammed into available slots and other games moved to create room.

The Billikens instead played four games in nine days as part of a busy February that will end Friday night at Richmond with the team's ninth game of the month, all within the span of 24 days.

Similar scenarios have developed in other programs, although SLU's schedule was compacted more than most. Even energizer point guard Yuri Collins had to admit to the challenge, which started with him playing 47 minutes in a double overtime game at George Mason.

"Of course," he said of fatigue becoming a factor. "Playing every two days or every other day, you do get tired mentally and physically. But it's basketball – what we love to do – and we have to come to play whether we're tired or not."

SLU has gone 5-3 this month but has struggled against teams it is chasing in the standings with three regular-season games remaining.

Practice time has been limited, travel has been occasionally interrupted by bad weather and the Billikens have not played back-to-back games at home since January.

All of it goes hand-in-hand with the Atlantic 10's decision to reschedule as many games as possible that were not originally played due to COVID-related issues. Early in the conference season, SLU had its game at Massachusetts postponed due to COVID in the SLU program, and games at La Salle and St. Bonaventure postponed due to the opponents' COVID problems.

When rescheduling was complete, SLU had 13 games in 37 days after the previous 13 games were played over 61 days.

"I've been a little concerned about (fatigue)," coach Travis Ford said. "We're on an unprecedented roll of games. I've been doing this 25, 26 years, and I've never had a February like this. It's what we were presented. Now, we're about to go on the road for two games. We haven't been able to practice for a while in terms of working on some things."

The arrangement is a difficulty, not an excuse, as plenty of teams have faced these dilemmas. St. Bonaventure is playing nine games in 26 days, although the Bonnies did have four consecutive home games in the mix. George Mason and Duquesne also had nine in 26.

Presumably this is better than a year ago, when teams were having long layoffs and not making up many postponements.

"February has been crazy," SLU guard Gibson Jimerson said. "We really have played sort of an NBA schedule. This is the first time I've had a full conference schedule, so a lot of this is new to me, but it's what you signed up for."

Jimerson and Collins have averaged 35 minutes during February. Fred Thatch Jr. has logged more than 30 minutes in five games after doing so only four times in his first 81 college games. Francis Okoro has become a starter for the first time in college and has seen his minutes increase to career-highs.

Ford has adjusted to allow for more downtime and recovery, even if it means sacrificing some practices. The Billikens have had to prepare for a few games in one day as a result.

"We haven't done anything (the day) after a game in I don't know how long," he said. "We had one game less than 48 hours after we finished one on the road. We're trying to give the team not just physical but mental rest. Can you imagine all that's going through their heads trying to prepare for these games over and over?"

Of course, if the Billikens want to make the NCAA Tournament, they'll have to play and win three or four games on consecutive days at the A-10 tournament.

Thatch scores career-high 21 points as SLU routs La Salle

By: Stu Durando (@studurando)
St. Louis Post-Dispatch | STLToday.com
Feb. 16, 2022

Fred Thatch the role player moved into the St. Louis University starting lineup after a loss at Massachusetts in late January.

Since that time, he has dispatched with that title and anything else that might indicate a utility or energy-only type of contributor.

SLU's fourth-year sophomore continued to expand on his growing status by scoring a career-high 21 points Wednesday night and giving the Billikens a strong overall presence in a 90-64 win over La Salle at Chaifetz Arena.

Thatch made eight of 11 shots with a pair of 3-pointers and added seven rebounds. Since starting, he has averaged 11 points and 6.6 rebounds.

"Fred is really affecting the game in a lot of ways – a lot that might not be seen on the stat sheet," coach Travis Ford said. "He has such maturity and leadership and an intent to do the right thing. I love how he gets his points. I don't run plays for him. He gets them moving without the ball, offensive rebounding, cutting, moving. I'm really pleased how he's playing because he affects the game so many ways for us right now."

Thatch came off the bench in 15 of the first 16 games. He had done so in 68 of his 78 career games until Jan. 23, when Ford looked for something to jolt the lineup after losing at Massachusetts.

His increased contributions have come at a time when SLU can use them as defenses lock down on Gibson Jimerson and Yuri Collins.

Jordan Nesbitt also has started to emerge as more of a scorer. After scoring 10 points over a three-game span, he had 18 at St. Bonaventure on Monday and 16, all in the first half, against La Salle.

He made three quick 3-pointers to put the Explorers on their heels after making five 3s Monday.

"This year I'm getting more confident as I continue to play college basketball and see the game slowing down for me," Nesbitt said. "If you feel you've got the 3, shoot it. If you feel you can get to the basket, do it. Me and Fred have been stepping up huge lately, and I feel it's going to last the rest of the season."

SLU (18-8 overall, 9-4 in the Atlantic 10) dominated in most areas. The Billikens made 10 3-pointers on 16 attempts. They outrebounded the Explorers 40-21 and outshot the visitors 64% to 34%.

The Billikens led by 19 at halftime and expanded the advantage to 68-39 with 11 minutes remaining after scoring nine unanswered points. Ford was able to empty the bench with five minutes left.

That kept Thatch from possibly getting his third double-double in four games. He again was a force on the boards with seven rebounds, including three on the offensive end.

"My body is starting to get a lot better," Thatch said. "Every season I start out rough to get my body where it needs to be. Coach gives me a lot of confidence. I go to his office every day, and he tells me to keep leading and playing hard and letting the young guys follow me. If I score, I score. But I'm always going to play defense and rebound."

SLU had little trouble winning at La Salle last week by 18 points before the two-game setback against St. Bonaventure. The Billikens looked like they had little interest in letting the rematch become interesting from the outset.

They scored the first seven points and prompted a La Salle timeout before two minutes had expired then went on to take a 50-31 lead at halftime.

Nesbitt had another hot start from the perimeter, making three 3-pointers in the first five minutes after drilling several at St. Bonaventure in the first 10 minutes. He remained aggressive the rest of the half, scoring 16 before the break and dishing for a couple of assists.

It was SLU's best shooting game of the season against a Division I opponent both overall and beyond the arc.

Ford had been concerned about the quick turnaround after returning from St. Bonaventure on Monday night. The Billikens didn't practice Tuesday, instead opting for film and some rest.

"We walked through stuff on the court and got them off their feet," Ford said. "I was proud they were able to respond after the short preparation."

SLU looks for different result in rematch with Bonnies

By: Stu Durando (@studurando)
St. Louis Post-Dispatch | STLToday.com
Feb. 13, 2022

It seemed clear that St. Louis University was out of sync from the start of its loss to St. Bonaventure on Friday based on the first three offensive possessions.

The Billikens had two shots blocked on their first trip up the court. Yuri Collins was called for a charge the next time. And Gibson Jimerson then missed two free throws to round out a difficult opening two minutes.

Things briefly improved but the Bonnies controlled the game to end SLU's six-game win streak. The Billikens had three days to fix the variety of issues because they return to action Monday afternoon at St. Bonaventure.

While people outside of the program bemoaned the loss as a blow to SLU's hope of earning consideration for the NCAA Tournament, Yuri Collins is concerned more about the mindset in the locker room.

"We won six in a row, and I'm sure people were surprised," he said. "If we lost six, it would be 'OK, they're supposed to without Javonte' and all of the other excuses people come up with. It's a team sport. You're going to lose. No one is going undefeated unless you're Floyd Mayweather, and that's an individual sport. We won six and we lost one. Now it's how we respond."

Collins had a tough game Friday with eight turnovers to match his career high. The Bonnies' defense was disruptive and came up with 12 steals and blocked eight shots, including six by Osun Osunniyi. They threw a zone at the Billikens, who did not adjust well.

SLU scored 61 points against St. Bonaventure for its lowest output in a conference game this season and the second-lowest of the season overall.

"We've got a lot to figure out and a lot to study," coach Travis Ford said. "We have to regroup and figure something out here."

Collins admitted the zone defense was a problem as SLU had numerous possessions that saw the shot clock dwindle below five seconds, leading to bad shots.

"Our agenda was to get the ball and run because Osunniyi is such a good shot blocker," Collins said. "Credit to them for throwing out that zone."

SLU still finds itself in the hunt for the Atlantic 10 regular-season title, trailing first-place Davidson by 1 ½ games and one in the loss column at the start of a week that will include three games capped by a trip to Davidson.

St. Bonaventure coach Mark Schmidt said Sunday on a Zoom call that the Bonnies will need an even better performance to win a second time against the Billikens.

Like SLU, St. Bonaventure is in a stretch of four games in nine days, but Schmidt isn't worried about the extensive playing time he gives to his starters, three of whom went 40 minutes Friday.

"We don't worry about that," he said. "It's more games, but these kids would rather play games than practice. It may be a blessing, not just for us but everybody. We play Friday, Monday, Wednesday, Saturday. It's almost like you're not going to improve because of practice time."

St. Bonaventure ends SLU's win streak at six games

By: Stu Durando (@studurando)
St. Louis Post-Dispatch | STLToday.com
Feb. 11, 2022

Although it had been nearly a year since St. Louis University was eliminated from the Atlantic 10 tournament by a veteran St. Bonaventure team, what unfolded Friday night at Chaifetz Arena seemed almost like a carryover from that night in Richmond, Va.

Playing the same veteran lineup – one that has struggled this year in the Atlantic 10 – SLU still did not have the answers necessary to avoid a 68-61 loss.

The Bonnies took control with a 16-0 run in the first half, and their defense made everything difficult for SLU, especially inside, to end the Billikens' six-game win streak and put a dent in their momentum in the conference.

"They outplayed us on both ends of the court," SLU coach Travis Ford said. "Not a whole lot to say. We got up 11 and they found another gear. That's what a mature team does, and we didn't respond. Their maturity really showed."

SLU (17-7 overall, 8-3 in the A-10) had 18 turnovers, including eight by point guard Yuri Collins. St. Bonaventure center Osun Osunniyi blocked six shots – he had seven in last year's tourney matchup – as the Bonnies (14-7, 6-4) controlled the paint offensively and defensively despite SLU's rebounding advantage.

The Billikens made eight consecutive shots during their best stretch in the first half. They followed by hitting two of their last 10 and scoring five points in the final 10 minutes before halftime while struggling with a zone defense the Bonnies unveiled.

"The zone slowed us down," Collins said. "Our agenda was to get the ball and run. We know Osunniyi down there is a good shot blocker. He did a good job blocking some of our shots. We've got to execute better. But credit to them for throwing that zone out, slowing us down and taking the lead."

The Billikens were within one point early in the second half when the Bonnies added 3-pointers to their arsenal after missing their first nine attempts. Three players connected as the lead grew to 53-44 with 8 ½ minutes left.

SLU inched within five but followed with three empty possessions with a chance to get even closer. Ford didn't think the Billikens were generating good shots.

"And when we did, we didn't make them," he said. "We had some of the tougher possessions we've had in a long time."

As things progressively worsened for SLU, Ford shouted to the players on the court at one point that Collins, who had 18 points and seven assists to go with the turnovers, needed more help.

"He did everything he could," Ford said. "He never came out of the game."

St. Bonaventure was the preseason pick to win the A-10 after the Bonnies went to the NCAA Tournament last season and returned all five starters. The Bonnies are one of the more oddly constructed teams in the country. Beyond the vast experience of the first five, they have nine reserves who were not on the team last season.

Coach Mark Schmidt has relied almost exclusively on the starting five, with four of them averaging 37 minutes or more. But he didn't count on a 24-day COVID layoff after the Bonnies got off to an 8-1 start. St. Bonaventure has struggled since returning.

SLU got off to a fast start and was helped when Osunniyi picked up his second foul five minutes into the game after scoring the first six points for the Bonnies.

The Billikens ran off 12 consecutive points while he was on the bench, taking advantage in the middle as Marten Linssen did damage for seven early points. With SLU leading by 11, the Bonnies gambled by putting Osunniyi back in the game and he ignited the run that wiped out SLU's advantage for good.

Osunniyi survived until halftime with two fouls, and the Bonnies held the Billikens to five points in the final 10 minutes of the half to take a 34-30 lead into the break.

The 6-foot-10 senior center had 10 points in 10 minutes on 5-for-5 shooting with four rebounds and two assists in the half, completely changing the game when he was on the floor.

St. Bonaventure led at the half despite missing all eight of its 3-pointers in the half and being outrebounded by SLU 17-13. The Bonnies compensated by turning SLU's 11 turnovers into 12 points.

SLU hoping to keep big men out of foul trouble

By: Stu Durando (@studurando)
St. Louis Post-Dispatch | STLToday.com
Feb. 10, 2022

The second half of the last two St. Louis University games have seen stretches when forwards Francis Okoro and Marten Linssen have taken control offensively to essentially seal wins for the Billikens.

At La Salle, Okoro had 10 points, five rebounds and a blocked shot in a nine-minute period to build SLU's lead. Against Dayton, Linssen scored 11 points in six minutes as the Billikens pulled away.

This is what coach Travis Ford loves about the interchangeable big men, who he no longer labels options 1A and 1B but 1A and 1A.

However, both have encountered foul trouble in numerous recent games, and Ford is looking for ways to reduce the damage so they can play without the distraction of being shuffled in and out.

"We talked about it in our staff meeting," Ford said after the win at La Salle. "We've got to figure out why it's happening because it's been a lot lately. We need to study film to see what we can do to help them. We've played against some good centers lately. We're going to play against a great center Friday. So it's a concern and we need to get it fixed."

SLU will face St. Bonaventure at Chaifetz Arena on Friday night, the first meeting between the teams since the semifinals of the Atlantic 10 tournament last March. In that game, Bonnies center Osun Osunniyi controlled the middle and blocked seven shots.

Osunniyi is an offensive, rebounding and defensive presence, and the Billikens will need Okoro or Linssen on the floor.

Both had two fouls in the first half and three early in the second at La Salle. They fouled out in regulation at George Mason. And both finished with four fouls against Duquesne two weeks ago.

"I have to start fouling less," Linssen said. "I haven't played in a while, and I'm just getting back in a rhythm and back to game speed."

Linssen was out for several weeks after suffering an ankle injury against Auburn on Dec. 18. He was clearly not at full efficiency when he returned but has looked good in recent games.

Okoro moved into the starting lineup during Linssen's absence and remains there. But Ford has been consistent lately in removing Okoro from the game when he picks up an early foul. When both accumulate fouls in the first half, the maneuvering is in anticipation of how it will impact the second half.

Regardless of the foul situation, Ford said both need to play as if they had a fresh slate instead of backing down on defense.

"That's not in our mindset. It's not how we play," Ford said. "I wouldn't ask them to. They need to play as hard with three or four as they do with none. That's how we play. Sometimes fouling is a product of being out of position or a lot of back luck. You can debate calls but we don't want them to ever let up."

When both are in trouble, Ford can use freshman Lassina Traore or go with a smaller lineup. He did both at George Mason, where the Billikens had to play overtime without Okoro and Linssen.

It is far from an ideal scenario for a coach who had hoped use the two on the court together at times this season. He began to dabble with that in December, but Linssen's injury put an end to the experiment.

With limited practice time and foul problems, they are unlikely to play simultaneously again, Ford said. Linssen sees a huge benefit for the Billikens in alternating with Okoro.

"If I have a good day and then he does, opponents never get a day off," he said. "Most teams only have one good big, so they get a breather when the other big goes to the bench. With both of us playing, they don't get that time off, so it's a big key for us."

The two combine for 18.7 points and 11.6 rebounds and they are shooting a cumulative 57.7%. As an added bonus, they combine to make 78.9% of their free throws.

Okoro and Linssen aren't the only reason that the foul situation could be significant against St. Bonaventure. The Bonnies are not known to foul much at all. They have made two fewer free throws (262) than their opponents have attempted (264).

"We've got to be smart on both ends," Ford said.

Nesbitt allows emotions to show as he grows into college game

By: Stu Durando (@studurando)
St. Louis Post-Dispatch | STLToday.com
Feb. 7, 2022

In the emotion of a big moment, Jordan Nesbitt discovered a new way to celebrate last week when he found the nearest object – in this case the basketball support – and rammed his head into the padded post at George Mason.

These are the things the St. Louis University freshman is apt to do as his outward expressions become more evident.

"I didn't even think about it when I hit my head," he said. "I was in a moment of the game, having fun and loving being out there with my guys."

Coach Travis Ford has been known to more figuratively bang his head against a wall watching his ultra-talented guard, who is experiencing a typical learning curve in his first season of college basketball.

Ford is happy with the short-term results, even if it means living with mistakes, and has imagined what the long-term product can look like. Nesbitt, he said, embraces his errors with the intent of always making good on an IOU.

He did it at Mason and again at home Saturday against Dayton with an emphatic dunk that put an exclamation point on a win.

"If he makes a mistake, he always says, 'I'll make it up,'" Ford said. "You take the good with the bad at this point. He's learning. It's never for a lack of trying or effort. He's trying sometimes almost too hard. He wants to do good for his teammates. He just gets wound up. He usually does make up."

Wound up, indeed. Nesbitt is the antithesis of the calm demeanor displayed by Yuri Collins and Gibson Jimerson. His feelings usually are obvious, whether it's an arm gesture, a facial expression or his body language that can show swagger or disappointment.

He has started 21 of 22 games since transferring from Memphis and is averaging 9.4 points and 4.6 rebounds. His production has been inconsistent but his effort has not, and that's why Ford likes him on the floor.

"I just take pride in being the alpha-male dog, being the one on the team bringing energy," Nesbitt said. "I know I'm playing hard, so I'm going to make mistakes. He always tells me, 'As long as you play hard, you can always play through mistakes.' He's probably not OK with the mistakes, but at least I'm going to give

100% to make up for it."

Fans usually can tell which side of things Nesbitt is on. After his jam on Saturday, he looked to the crowd, gestured and was so caught up in the moment that he didn't realize the scene that had erupted under the basket with former Billiken Jordair Jett and Dayton players.

The head slam at Mason after a layup that turned into a three-point play was a new display. He said his head felt fine and proved it with a 3-pointer moments later.

Nesbitt also had six turnovers in that game, but he isn't alone in having a number like that from time to time.

"He's really come a long way, and obviously we believe in him by the minutes he plays," Ford said. "His best days are ahead of him because he's figuring all of this out. . . . He's one of the more skilled players I've ever coached. Once he figures it out, the sky's the limit."

Nesbitt has shown the ability to score from deep, from mid-range and around the rim. His athletic ability makes him a dangerous slasher with explosiveness on drives.

But the 6-foot-6 player from St. Louis Christian Academy said he is focused more on energy and defense and expects other things, such as scoring and rebounding, will grow out of his approach to the game.

He said the biggest adjustment this season was learning that he cannot let down on any possessions, something he admitted was a past tendency, especially on defense.

"Coach wants me as an X-factor on the defense end, and I feel that's something that could get me paid," Nesbitt said. "I know the offense will come. It's a beautiful thing when you play offense and defense."

Nesbitt said exhibiting his emotions is nothing new and it flows naturally out of the events of a game. His hope is that those moments will increase and the mistakes will begin to taper.

"Coach lets me be me," he said. "He tells me all the time how I bring energy. Sometimes he tells me he wants more. I've got to make sure I keep going."

Billikens' breakthrough against Dayton bodes well for NCAA Tournament bubble talk

By: Ben Frederickson (@BenFred)
St. Louis Post-Dispatch | STLToday.com
Feb. 5, 2022

Before Chaifetz Arena turned into a beautiful basketball madhouse Saturday afternoon, Billikens coach Travis Ford gathered his players for one final pregame chat.

A SLU team that was quickly assigned a lowered ceiling when leading scorer Javonte Perkins suffered a season-ending injury before game one had earned the right to play in a game as big as this one against Dayton. He wanted his players to feel both rewarded and somewhat disrespected, all at once.

"If we are sitting here 8-10, this is not a big game," Ford recalled following a 72-61 win. "I told them, 'Nobody gave you a chance after Javonte went down.' I've got the emails and phone calls. 'Man, you all were going to have a great year. Sorry about that.' I remind them."

Propelled by their belief that many counted them out and determined to prove Saturday's story was going to be about their fifth consecutive win instead of their sixth consecutive loss to Dayton, the Billikens turned the big game they earned the opportunity to host into one very big win.

Big because if you want to have a real rivalry with Dayton, one of the top teams in the A-10 annually, you have to actually beat the Flyers once in a while.

Big because the best way to turn Chaifetz into the kind of venue that makes opponents melt down, like Dayton coach Anthony Grant did Saturday, you have to not only get the fans into the building, but give them proof big home games can turn into big wins.

Big because the Billikens, now ranked No. 52 in Ken Pomeroy's rankings and riding the Atlantic-10's longest active winning streak, are pushing their way toward appearing on the NCAA Tournament bubble. Saturday was one of those measuring-stick games, and the Billikens grabbed the stick and beat Dayton with it.

"I thought we had a lot of fight in us," Ford said.

Ford's players said this week that losing to Dayton had become personal, and they played like it.

They vacuum-sealed the Flyers to start the game, creating a lead thanks to a defensive burst that forced Dayton to miss 15 of its first 20 shots.

Yuri Collins (16 points) played angry, and it was spectacular to watch. The star point guard had a quiet, turnover-plagued game against Dayton in the Billikens' five-point road loss earlier this season. He's in a different, more confident place now. His blood has turned cold, in the best of ways. He was everywhere, totaling eight rebounds, six assists, two steals and a block. One of those rebounds came to define the game.

"We needed this win," Collins said.

Marten Linssen (17 points) came off the bench and created a masterpiece. Dayton couldn't make the finally-healthy big man miss. When the Flyers tried, they fouled him. Then he made all but one of his eight free throws.

Linssen nearly got Grant tossed out of the game for his berating of officials even before Grant got Billikens basketball alum Jordair Jett moved from his court-side seat.

Hey, I wasn't kidding when I said things got crazy.

We will all remember Grant speeding the length of the court late in the second half to demand officials remove Jett from his baseline seat after Jordan Nesbitt's hammer dunk on a fast break punctuated the win. The Billikens Hall of Famer was on hand and introduced at halftime because of this weekend's Hall of Fame ceremony. He found himself exchanging some words with Dayton players after the ball bounced to his seat after Nesbitt's slam. Dayton's side of the story is that Jett didn't hand over the ball fast enough, and that the former player should not have been trading barbs with current ones. Ford said he didn't see any of it. SLU's players very much enjoyed the interaction.

"Get him the (bleep) out of here," Grant said to officials once he was steered back to Dayton's sideline.

Jett was indeed ushered out of his seat, only to be cheered even more by SLU fans. Add the fodder to the fuel for this growing rivalry, but don't mistake it for the game-defining fireworks. Those had arrived seven minutes earlier, launched by Linssen and Collins.

When the Flyers made their inevitable push, they cut SLU's second-half lead to six with a Kobe Elvis jumper with 9:51 to play.

Linssen made two free throws to answer. Collins then stole the ball from Elvis, leading to a mad scramble that SLU emerged from with the ball in time to find Gibson Jimerson wide open in the corner for a 3-pointer that he swished. Every 50-50 ball seemed to come up SLU. They wanted them more. Another SLU defensive stop led to another Linssen layup, assisted by Collins. Dayton attempted to answer with a three, but Amzil Mustapha's shot missed its mark. The undersized Collins somehow met the rebound at its apex to secure it, leaving Flyers flummoxed all around him. Collins snarled in the face of Dayton freshman guard Malachi Smith, who promptly fouled him. Threat, answered. No collapse was coming.

"I believe that you make plays go your way in how hard you play," Ford said. "I believe in that. We made adjustments after our first game in Dayton. We talked about the mentality we wanted to play with, more than anything."

By then Collins was shooting lasers from his eyes. Dayton's bench was fuming. Linssen was roaring into a packed student section. The lead was back to 13, and it never again got to single digits before Ford grabbed the microphone after the game to thank the fans for their energy. The feeling was mutual. Fans were thanking the players for theirs.

"A lot of people doubted us all year long, Collins said. "When Javonte went down, it was, season over. Now people are shocked at what we are doing. But with our team, it was never a shock. We are skilled all the way around. When guys have to step up, we stepped up. We showed what we can do and how we can play. We just let the outsiders talk. Their job is easy. Just criticize. We are the ones playing."

If the Billikens keep playing like this, the outsiders will be making a bubble case for SLU soon.

Collins leads SLU to a win in 2 OT at George Mason

By: Stu Durando (@studurando)
St. Louis Post-Dispatch | STLToday.com
Feb. 2, 2022

Yuri Collins was left off the watch list released this week for the Bob Cousy Award, which goes to the nation's top point guard.

St. Louis University coach Travis Ford called the decision "clueless." Collins, the country's assist leader, showed why he might belong Wednesday night at George Mason.

He scored a career-high 35 points, had 13 assists and nabbed five steals and then topped off the night by going the length of the court for the game-winning layup in the second overtime to give SLU a 92-90 win.

"I had the feeling and my team had the feeling. I had it going tonight," Collins said. "I play basketball and have been doing this all my life. I'm confident in my game. I don't feel like anyone can stop me."

Collins said he was aware of the award watch list but asked if it bothered him, he said, "Nah, I don't care."

He was in charge from the outset in Fairfax, Va., hitting two 3-pointers to open the game and getting the final shot at the end of regulation and both overtimes.

He had the Billikens (15-6 overall, 6-2 in the Atlantic 10) on track to win in regulation as SLU built a 14-point lead. During the stretch that led to that advantage, Collins either assisted or scored on 10 of 11 SLU baskets.

But the Patriots (11-8, 4-2) rallied and then took a five-point lead in the first overtime before Collins scored five points to force the second extra period.

After the home team hit a 3-pointer with five seconds left to tie the game, Collins went the length of the floor and opted to keep the ball instead of pitching to a teammate. His layup went through as time expired.

"We just happened to make the last shot," Ford said. "It was a total team effort. I didn't think we played great. We had a ridiculous performance – one of the best performances from any player that I've seen in a long time in putting a team on his back and pulling us through."

Collins made 11 of 24 shots and all 10 of his free throws. His 13 assists came with two turnovers and he added five rebounds.

SLU fought through foul trouble much of the second half, and Francis Okoro and Marten Linssen fouled out late in regulation. Okoro had 14 points and nine rebounds.

Gibson Jimerson got off to a fast start offensively but picked up his second foul and had to sit the final 11 minutes of the first half. He never got going the rest of the game.

The Billikens were in control as they built a 14-point lead with 11½ minutes remaining. They were still up 73-62 when George Mason went to work, scoring 11 consecutive points with the help of some SLU mistakes, including a turnover under the Mason basket.

Fred Thatch Jr. gave SLU a 76-73 lead with 39 seconds left in regulation on a 3-pointer. But the Patriots answered with their own. Collins missed a contested reverse layup as time expired in regulation. He missed a short runner in the lane at the end of the first overtime.

The game started with SLU teetering between the top four in the A-10 and the middle of the pack, which is occupied by St. Bonaventure and Richmond, which were picked to finish first and second in the league.

So, the meeting with George Mason presented a scenario where the Billikens would move toward one group or the other with the halfway mark of the conference season coming Saturday.

SLU was picked to finish third, albeit with Javonte Perkins in the lineup. Ford has continued to tweak his lineup and rotation in search of the right combinations and went with Thatch in the starting lineup for the fourth consecutive game with Okoro in the middle.

George Mason took the first swing, using a 10-0 run to take a 14-7 lead while the Billikens were trying to figure out how to get the shots they wanted.

Eventually, they decided to take the plethora of open 3-pointers that the Patriots were allowing. That allowed SLU to respond with an 11-0 run as Jimerson scored eight straight points including two 3s.

Collins on brink of SLU assist record

By: Stu Durando (@studurando)
St. Louis Post-Dispatch | STLToday.com
Jan. 25, 2022

Watching Yuri Collins as a high school sophomore for the first time, Travis Ford recalls that he immediately decided he wanted to coach the undersized point guard at St. Louis University.

He saw Collins as "old school" long before he left St. Mary's with 731 career assists. Collins scored plenty but was viewed as a true point guard, a master facilitator whose first inclination was to create for teammates.

Collins has delivered on that expectation for the Billikens, and Wednesday night he will likely become SLU's all-time leader in assists in a career that might only be at its midpoint.

The 6-footer, who is a sophomore by athletic classification, needs five to surpass Josh Fisher's record of 436. If he completes the task against George Washington at Chaifetz Arena, he will have done so in 54 fewer games than Fisher played from 2000 to 2004.

"I fell in love from the first time I saw him," Ford said. "He was well advanced for his feel of the game. He was well advanced in his ball handling. He was well advanced in running a team."

Collins is averaging 8.1 assists, which ranks second in Division I. He broke the SLU freshman record with 171 in 2019-20 and might have broke the sophomore mark if not for last season's COVID-reduced schedule. Because the NCAA didn't count last season against a player's eligibility, Collins remains a sophomore.

He has been honing his role as a distributor for years and continues to grow into the role after 2½ seasons of college basketball.

"That's my game – I'm a pass-first point guard," he said. "A lot of people say I'm old school. A lot of guys want to score, but being undersized, I take what the defense gives me. A lot of times when I'm penetrating ... I can't always get the shots I want so I break down the defense and make them shift so I can create shots for my teammates."

Collins broke the SLU single-game record with 19 assists in December against Boston College. He has eight career games with 10 or more, and against Massachusetts on Sunday recorded his third double-double of assists and points.

He would be the first to say that turnovers have been too

plentiful this season, yet he has maintained a 2-to-1 ratio of assists to turnovers.

Guard Fred Thatch Jr. said players who arrive at SLU need time to adjust to Collins' ability to create scoring opportunities. He added that there is a sense of responsibility to finish a play when Collins makes a shot possible.

"You don't want to let him down," Thatch said. "What he does is something many people can't do. He's the guy making all the moves and the next thing you know, you're wide open for a shot, a drive or a dunk."

Collins excited the SLU fan base when he had games with nine and 11 assists in his first three appearances. He maintained a 5.5 average as a freshman while playing with two injured hands.

This season he has played with a taped right hand at times and has been seen shaking the hand during games. However, his assist numbers keep growing, and he trails only Oakland's Jalen Moore.

Collins has made some memorable plays for the Billikens, but he doesn't have any particular highlight memory.

"I feel like in a lot of games I do stuff a lot of people can't do," he said. "I don't have a favorite because I feel that a lot of those spectacular passes I can do all the time."

The speed with which he has reached the record is reflected in many statistics. Fisher methodically built his total over 3,328 minutes while Collins has played 2,081 minutes. Collins had his freshman season cut short by a few games by COVID and his sophomore season was barely half the length of a typical season due to COVID.

Yet, here he is on the verge of a new standard with at least 14 games left and the potential for two more years at SLU.

"It'll be special," he said. "But like I said when I broke the single-game record, it won't hit me until I'm done playing basketball. It's a record I hope can last forever."

SLU's Jimerson leads entire Atlantic 10 Conference in scoring

By: Benjamin Hochman (@hochman)
St. Louis Post-Dispatch | STLToday.com
Jan. 24, 2022

Last summer, for a span of 83 days, St. Louis U. basketball guard Fred Thatch Jr. made 13,766 shots. SLU uses ShotTracker technology to log every practice shot by every player, and that amount from Thatch, frankly, is extraordinary. Think about how many shots that is. He made more than 13,000.

And that was the second-most on the team.

Gibson Jimerson made 19,735 shots.

"I just want to see what happened if I repped out," Jimerson said. "Just to see where that could take my shooting."

Well, this season, SLU's Jimerson leads the entire Atlantic 10 Conference in points per game.

Yep, he now averages 17.8 points per game, after pouring in 31 points in Sunday's home win against Massachusetts. The five starters on the losing side combined for 35 points in the 90-59 game.

Jimerson's ascension is astounding – he previously averaged 10.8 and 7.8 points per game – but then again, his rise shouldn't be a surprise. In the offseason, he was the team's MVP, so to speak. In the preseason, the team lost top scorer Javonte Perkins to injury. And now in the regular season, Jimerson plays with a purpose – to carry his team into the postseason.

And the Billikens are dangerous – 12-6 overall and ranked No. 69 nationally on KenPom.com, coming in as the Atlantic 10's second-highest team behind Davidson.

"He's the best shooter in the country, to me," SLU teammate Jordan Nesbitt said. "He puts the work in, day in, day out. Even if he misses it, he's going to shoot it again, because he has the confidence to make it. I love it when he gets hot – he's like Klay Thompson."

On Sunday at Chaifetz Arena, Jimerson indeed looked like an NBA player – one from the video game NBA Jam. He scorched the nets with seven 3-pointers. He made his final six shots. He finished 11 for 17 from the field, 7 for 10 from 3. He made shots as if it was June 23 last summer, not January 23 with dudes lunging in front of his face.

"Jimer" is bringing back college hoops memories of Jimmer Fredette.

"I always think it's going in, if I'm being honest," Jimerson said. "And that's kind of the mentality you have to have."

The 6-foot-5 guard pairs perfectly with point guard Yuri Collins, who's not just his teammate and backcourt-mate, but also his roommate. Yuri is a hoops magician who bends passes like Uri Geller did spoons. Collins tallied 12 assists Sunday and often fed Jimerson, be it cross-court or downcourt.

Asked to describe Jimerson running the floor in transition, coach Travis Ford said, "Well, if you're playing with Yuri Collins,

wouldn't you? He's going to find you. You're crazy if you don't, you're just losing out. It's like they're giving away free candy. ...

"They have each other figured out. It's a fun connection to watch. And Gibson knows he'll be rewarded when he runs. Another thing that hasn't been talked about how he's moving without the ball. He is moving incredible without the ball – as well as anybody I've coached in a while."

I spent most of Sunday's game just watching Jimerson, and I was just captivated by how diligently the Billiken ran the floor. And consider that he played the entire first half – and then the first 15 minutes of the second. Yet every possession, he maximized his speed, knowing that an extra step or even an extra inch could lead to an extra shot attempt (which, as we know, he believed he would make).

"I'm not the fastest guy out there," he admitted. "But if I can be persistent in my movements, if I can outrun people, if I can last longer than them, then I know they'll eventually wear down. And that's true half court, running the (full) court, sprinting off screens. I have to stay moving – that's the only way I'm going get shots off, because teams can kind of game-plan for you."

And coach Ford – and we seem to say this every season – deserves so much credit for squeezing the most out of his players. He challenged Jimerson this summer to shoot more in the gym. Then, he challenged Jimerson to get to the basket more in games – and thus get to the foul line, too. The results? Jimerson is 73 for 83 on free throws this season (18 games). In the previous two seasons (a combined 21 games), he was 16 for 19.

Oh, and in his first two years, about 27% of Jimerson's total points were from two-point field goals, 67% were from 3s and 6% were from free throws.

This year?

It's around 40% from two-point field goals, 35% from 3s and 25% from free throws.

"I'm kind of a marked man – I'm going to be at the top of the scouting report," Jimerson said. "So I've got to move around as much as I can move, put the ball on the floor a little bit."

It's working swimmingly. He's become a weapon – with a quick draw as fast as Golden State's Thompson.

Sunday sure was a showcase. Thirty-one points. And when his day ended – subbed out with a big lead – Jimerson was greeted by a standing ovation, not just from teammates, but also the fans in the stands.

From Unknown to Budding College Star: The Rise of Lassina Traore

By: Carter Chapley (@ChapleyMedia)

ScoopsWithDannyMac.com // Jan 19, 2022

From picking up the game just five years ago, to moving 5000 miles to pursue his passion across three countries and countless obstacles. The rise of Lassina Traore is unique as it is heartwarming.

Not too long ago, Lassina Traore had never even considered playing basketball. Growing up in a small town in Côte d'Ivoire (or Ivory Coast), Lassina was all about Soccer. He played in a league, he played with his friends...there were, honestly, very few times in the day he wasn't playing in his free time.

Soccer is the national game of the West African nation and the passion of most youngsters who enjoy sports. The country had made the World Cup three consecutive times between 2006 and 2014, and narrowly missed out on the 2022 event. If Lassina was going to be a professional athlete (and that was on the table) he was going to be a soccer player.

"But then one year I just, like, grew up" Lassina explains.

By "grow up" what he means was, suddenly, he was a six-foot seven-inch 14-year-old kid who towered over his peers.

"My parents wanted me to play basketball and I didn't want to because I was so in love with Soccer... But one of my friends he started pushing me to come play with him. So, I started playing a little bit"

That was five years ago. Five years ago, the now division one big man surprising everyone picked up a basketball for the first time. Having never played a sport where the use of hands was required, gave the sport a chance. The only thing he knew of the sport was what his family, friends, and teammates would call him.

Jordan.

"Nobody knew anything of the NBA or basketball or anything like that, but we knew Michael Jordan. So, when I came home my family would just call me Jordan."

It wasn't long after when his family decided to move Lassina to Abidjan, the country's biggest city. Allowing him to pursue his education (and basketball) more seriously. It was only then that Lassina played organized hoops, his first time with a coach.

"It was like really tough because there were all these things I didn't know, plays, rules, things I was supposed to do that other did." Lassina explains. But now in a new city, with a passion for what he's doing, Lassina picked up quickly. "I would just do nothing but go to school and practice. Even when there was no practice, I would remember what the coaches told me that day and go do it by myself or with my friends."

Starting out, Lassina truly knew nothing of the game or the culture around it. But he knew he enjoyed doing it. "I was really good to start out" Lassina remembers, which probably had something to do with it.

From there, he was totally hooked. Basketball began to take hold on him. Doing everything he could to learn the game. "Not

everyone has internet in people's houses, so I would go down to the café pay to use the internet to watch Basketball."

In those café's Lassina discovered the NBA history we in the United States take for granted. He watched highlights of Jordan for the first time, saw Kobe Bryant hit game winners. "I would search up African players who played in the league and just watch them." Highlighting players Pascal Siakam and Joel Embiid as impactful players to his love of the game.

While in other city centers some of this may have been common knowledge to those with the interest or infrastructure. But to Lassina, those hours spent in the internet café were opening a door of knowledge previously hidden to him.

Lassina rose through the ranks quickly, eventually being asked to join the national team to compete at the 2018 FIBA U18 African Championship in Mali despite being underage. However, "The Elephants" as the national team is called, pulled out of the event prior to its start due to lack of financial support.

After all, soccer is still king.

The big break Lassina finally got though came far more innocuously.

"There was a group of coaches from Canada who came to look for players, and they weren't even coming for me they were coming for my friends. I was sitting at home, and they called and said they wanted me to come play defense on them to help"

Quickly though, the coaches had Lassina doing the same drills the invited players were doing. Realizing they had stumbled upon something interesting in Traore.

Prep schools like the famed IMG academy or Monteverde are still conceptually relatively new in Canada. Often losing their native talent to the United States. Few basketball players who hail from the great white north complete their high school education there if tabbed for success. So, the schools search out new grounds for talent to develop and hope to push to the next level. That includes trips to different parts of Africa.

One of these schools is Dynasty Sports Institute in Quebec City, Quebec. Who stumbled across Lassina that day and invited him to come to their school on the spot. Much to Lassina's excitement.

"That was my chance, because I didn't even know they were coming and then all of a sudden they were asking if I wanted to come to Canada to play basketball."

But it wasn't a done deal by any means. Lassina had to convince his family that this was truly what he believed was right. A major life change for anyone, especially a high school sophomore.

"My aunt (who Lassina was staying with) really didn't want me to go. She didn't want me to leave my country. She didn't trust them. She was really worried but eventually agreed."

So Lassina packed his bags and moved 4,800 miles from Côte

d'Ivoire to Quebec, Canada. "At least they spoke French" Lassina jokes.

In a short time at his new school Lassina become an established player in the National Preparatory Association, the circuit his school played in, and was beginning to get interest from American colleges. He was now 6'10 and coaches felt he showed the raw potential that others from West Africa currently excelling did.

But due to extenuating circumstances the match was short lived as Lassina arrived in Canada late in 2019.

"Once Covid hit, everything got shut down. We couldn't do anything. They would lock the gyms and take down rims at the parks."

When it became clear that in no short order would the Dynasty Sports Institute continue playing, Traore knew he needed to find a new home to pursue his Basketball dream. Thanks to some lucky networking, and what Lassina describes as "one of my better days", Lassina found himself a new home at Victory Rock Prep in Florida.

"Much warmer," Lassina says with a smile.

"Basil", as his friends and teammates call him, was a quick hit both on the court and in the locker room. His infectious laugh and positive attitude helped overcome any culture gap and his excitement to learn made him an ideal pupil.

"I just have so much to learn that when they tell me how to change something, I just do." Lassina explains. An athlete with no ego in his game is a unique thing in 2022. With the grind of full-time athletics starting earlier and earlier, it's easy to get cemented in your ways.

But not Lassina, with only four years of experience and even fewer of established coaching, he was a sponge for new information. An attitude that bought him new skills and opportunities.

After playing for the Blue Devils and putting up impressive statistics on the team's prep roster, Lassina had the opportunity to play AAU for the first time. Which is where one Ray Giacoletti found him.

"I had scholarship offers from other schools but when I met Coach Ray it all happened so fast. He really liked how hard I played."

After a conversation with Victory Rock Prep Head Coach Loren Jackson, who the Billikens forged a relationship with him after signing fellow Victory Rock recruit Markhi Strickland. Lassina was quickly offered a scholarship to join the program and start college that fall.

"The coaches (at SLU) knew my high school coaches better. So, I thought this would be the best place to come."

It was Lassina's raw potential attached to his coachability that led to the Billikens interest. A piece of clay that was yearning to be molded and would do so with a smile.

Coming into the 2021-22 College Basketball season, Lassina

was viewed as a project for the future. With two established veteran big men ahead of him to learn under and practice with, the opportunity to continue to grow seemed good enough.

Instead Lassina's effort in practice has shown he deserves game time, and then his performance in such games have demanded more opportunities.

The energy he brings in practice is infectious. SLU Head Coach Travis Ford loves those who give it their all and Lassina doesn't go at a speed other than 110%. Tie in his mindset on learning and you have the perfect combination of factors for a breakout.

His time at SLU has not been without challenges. Traore can now look back with a smile on what he faced when arriving on Campus. While he was used to living in America there is a culture shock to starting college no matter where and being a student athlete on top of that can be downright overwhelming. Especially in a Travis Ford program.

"It was so fast" Lassina said simply, "When you play against the more experienced guys everything goes so fast...The coaches would tell me 'Speed up Lassina, faster faster' so I just had to start doing that. So, when I get into a game now, I just translate what I learned in practice and it's not so fast."

But what makes Lassina special is that he wasn't put off by the struggle. He just tried to get better. "Everything the coaches tell me; I just pay attention. To learn. To try and improve my game... to get better every day."

Eventually he was able to find the pace. A leap that the coaches helped with but also his teammates were a major factor in.

The international front court of Francis Okoro and Marten Linssen were instrumental to his acclimation to the Billiken culture. At practice, in the weight room, the big men helped bring their freshman along.

"They teach me little details, what to do, tricks. They want me to do right so I pay attention to everything they tell me." But the relationship extends well past the game of basketball. Lassina see them more as family. "It's really cool, Francis is from Nigeria near me, and Marty is from Germany. We really learn about each other and really care about each other...its brotherhood."

So, what's next for Lassina? Where does his goals lead him towards?

"The NBA, That's my big goal"

"To represent my family, my country, where I'm from. There's nobody in the NBA who comes from the Ivory Coast, so I want to be the first. So that can open the door for my friends, my little brothers who are coming up. That can be a big chance for my country."

It's a big dream, no doubt. But if you'd told me that a kid who never played basketball five years ago, let alone knew nothing of the sport, was just a short time later making a significant impact at a Division One school just that short time later...

I'd tell you he's a good guy to bet on going forward, and an easier one to cheer on.

Players from around world have provided SLU's strong inside play

By: Stu Durando (@studurando)
St. Louis Post-Dispatch | STLToday.com
Jan. 10, 2022

When St. Louis University players dispersed for Christmas, returning to their homes as close as the city and as far as Florida, three remained on campus, biding time until practice resumed.

For Marten Linssen, Francis Okoro and Lassina Traore, their roots in basketball were too distant for a quick trip home, even if they had wanted to go.

Returning to Germany, Nigeria or Ivory Coast is no easy task, especially in the world of COVID. So, they accomplished what their teammates didn't for a few days, working out when possible while trying to improve what has been a strength for the Billikens.

Linssen, Okoro and Traore form an inside rotation that has allowed the Billikens to transition from the Hasahn French era without a drop in production. Linssen and Okoro, who coach Travis Ford considers interchangeable, combine to average 19.1 points and 11.7 rebounds, and Traore is earning increased time as a freshman.

Their backgrounds may be different but their mindsets are similar as they battle in practice for playing time and to make each other better. Part of that task is physically challenging each other as much as possible.

"There's no line at all," Okoro said. "You can't go halfway, especially with coach. We are trying to get each other better, and going against each other makes us better. We know the bigs we play against are not trying to draw a line, so we're not going to go soft in practice."

Okoro, from Lagos, Nigeria, is coming off of his most productive game with the Billikens with 13 points, 14 rebounds and four blocked shots in a win over Iona. With Linssen (Dusseldorf, Germany) nursing an ankle injury, he has started and Traore (Abidjan, Ivory Coast) has been his backup.

Although the emphasis for the trio is on defense and rebounding, they have provided efficient offense. All three are shooting better than 50% and are combining for 57.6%.

Traore has been a pleasant surprise after being recruited to the program in the summer after the sudden departure of Jimmy Bell Jr.

"Coach wants me to focus first on defense, 50-50 balls and grabbing rebounds," Traore said. "Those are my main points when I get in the game. But every time I'm open, I can get an open shot."

There were plenty of questions to be answered after French's departure. Linssen was going to be asked to play significant minutes after averaging 12 per game in 2020-21. Okoro was returning after a redshirt season with two surgeries. And Traore was a complete unknown.

"We're fortunate to have a third big who's capable," coach Travis Ford said. "He's still making freshman mistakes, but with his ability level I have a lot of confidence in him. We told him he's fortunate to learn every day against veteran guys. He's used that."

Linssen grabbed the starting job, largely based on his continuity from last season in the program, and has been a consistent producer. He has said this will be his final season, leaving the future to Okoro and Traore.

Ford said he has used the example of Kentucky's Oscar Tshiebwe from Lubumbashi, Congo, who leads the country in rebounding, when talking to Okoro about the approach he should take on the boards. He seemed to have that fire against Iona.

"Me and coach talk about it all the time, and that's what he expects me to do every game," Okoro said. "For me, it's day by day. Before this season it had been a while since I played, and I'm trying to get my groove little by little."

Traore, who goes by the nickname Basile, said he and Okoro have spent time talking about their backgrounds and cultures because of the proximity of their hometowns. The eastern border of Ivory Coast and western border of Nigeria are separated by fewer than 500 miles.

Even with Linssen being from Germany, all were closer to each other geographically as they grew up than the distance to their college home across the Atlantic Ocean. Now they share a common pursuit.

"We compete. It's not easy," Traore said. "Everybody wants to play and make each other better. So, every time we're on the court we have to compete."

SLU beats Iona, Ford bests Pitino on Thatch putback

By: Stu Durando (@studurando)
St. Louis Post-Dispatch | STLToday.com
Jan. 8, 2022

The debate among coaches about whether Fred Thatch Jr. should start against Iona lasted for an hour and resulted in the St. Louis University guard returning to the bench for the start of Saturday night's game.

He provided the energy coach Travis Ford was looking for, but maybe more important was the physicality he brought against a swarming, physical Iona defense that had the Billikens out of whack all night.

In the end, Thatch did exactly what SLU needed, grabbing the team's 21st offensive rebound of the game and scoring with nine seconds left to give the Billikens a 68-67 win over coach Rick Pitino's Gaels.

Ford won for the second time in five career meetings against Pitino, his former coach at Kentucky, in a game that wasn't clinched until Elijah Joiner's layup rolled off the rim in the final second at Chaifetz Arena.

"I saw Gibson (Jimerson) driving, and I had a smaller defender on me," Thatch said. "It's hard for a smaller defender to stay in front of me when I want to get a rebound. I knew as soon as he shot, I had it. I knew I had that rebound. I knew."

SLU was dominant in its rebounding and free-throw shooting to offset a sloppy night with the ball in a game that was hastily scheduled late Thursday night as a replacement for an Atlantic 10 game that was postponed.

The game was tied 10 times in the second half. The Billikens (10-4) did themselves a huge favor by making 25 of their 26 free throws and outrebounding the Gaels 48-34 to make up for a season-high 19 turnovers.

Francis Okoro led SLU with 13 points, 14 rebounds and four blocked shots. Jordan Nesbitt scored 15 and Gibson Jimerson added 13.

"You don't like to lose when you had a great chance of winning," Pitino said. "But sometimes you can have some solace because if you lose to your son or one of your players, you're disappointed but you're happy for them. Travis is like a son to me. I love him dearly."

The game was a chance for both teams to add an unexpected key win to their resumes. Ford and Pitino were all smiles and giggles as they talked minutes before the game, but both quickly developed an edge.

Iona (11-3) built an early 11-point lead, but SLU rallied to make the game a back-and-forth affair in the final 20 minutes. The teams were tied for the eighth time in the second half at 52 as the game became a free-throw contest for a stretch.

SLU had trouble with Iona's defensive pressure and inside play that has made the Gaels the 10th-best shot-blocking team in the

country. They blocked five shots in the first half and 10 for the game, making things difficult for many Billikens, most notably point guard Yuri Collins, in the lane.

But SLU kept attacking and Iona's fouls led to a flurry of points at the line.

"I was proud of the effort of our guys in adjusting to probably the most physical game I've been a part of in a long time," Ford said. "I told them, I've been in coach Pitino's practices. I know how they play – the aggressiveness and the toughness. The first 10 minutes we were adjusting to it. We were a little shellshocked."

During one stretch of the second half, SLU scored 13 of its 15 points from the line, allowing the Billikens to answer each time Iona tried to open a lead bigger than four points.

However, SLU also got into foul trouble with Okoro and Thatch reaching four with four minutes left. Nesbitt eventually fouled out. Meanwhile, Berrick JeanLouis fouled out for the Gaels with 3:28 left.

Okoro had his biggest game at SLU as he played 29 minutes with Marten Linssen nursing an ankle injury that kept him from playing.

"Coming into this game, coach was telling me they were going to try to hit me and not take a break," Okoro said. "Our practices are just like that. We practice hard like that, so we're used to it. They're a great team, don't get me wrong. They're really physical, but I think we were ready for it."

The Gaels had the Billikens discombobulated for a while and opened an 11-point lead at 30-19 with four minutes left until halftime. SLU finished the half with an 11-1 run that saw the Billikens continue their rebounding assault that kept them in the game.

SLU had a 26-16 rebounding advantage at halftime and exactly half of their boards came on the offensive end. When Okoro grabbed his own miss and was fouled in the closing seconds, he was able to hit two free throws to make it a one-point game.

Afterward, Pitino talked about the possibility of the programs playing more regularly. SLU will play at Iona next season as part of the agreement.

"I hope we can continue this," Pitino said. "We're a Catholic school with great values. St. Louis is a Jesuit school with great values. I hope we can, as long as Travis is here, go more than one and one. I hope we have this series for a long time."

Perkins, Smith Traore immersed in rehab for torn ACLs

By: Stu Durando (@studurando)
St. Louis Post-Dispatch | STLToday.com
Dec. 21, 2021

Upon arriving at a hospital for a scheduled MRI on the knee he injured the previous night, Javonte Perkins encountered a familiar and friendly face.

In this case, it was an unwanted meeting.

Myriama Smith Traore had just arrived for the same test after letting out a scream that morning during practice – a scream that St. Louis University women's basketball coach Lisa Stone had heard before.

As the details emerged, the similarities became not only jarring for the players and their teams but oddly coincidental in their circumstances.

Both learned that day they had torn anterior cruciate ligaments in their left knees. The injuries had occurred 12 hours apart. They came at virtually the same spot on the Chaifetz Arena floor, under the basket on the west end.

That morning, they were surprised to see each other but not by the MRI results.

"When I did it, I knew," Perkins said. "I literally felt something pop in my knee. I honestly don't remember what I did. I just remember driving, getting up and hopping off the court. I didn't want to stop the game. But I knew I did it."

Perkins' injury came in the first half of SLU's first exhibition game. The next morning at practice, Smith Traore was playing defense near the same spot Perkins went down when her knee gave out.

Both players have an additional year of eligibility they could use, but neither has decided what is next in their basketball careers. For now, it's all about daily rehabilitation just to be able to resume playing.

For both teams, it meant the loss of a starter and significant contributor.

Perkins was considered a top contender for Atlantic 10 player of the year after leading SLU in scoring last season with 17.1 points per game. Smith Traore was a potential double-double producer, having averaged 9.1 points and 9.1 rebounds.

"It's hard, being a fifth-year senior," Smith Traore said. "We're struggling a little bit and have a lot of injuries, so not being out there is difficult. The first couple of weeks were really hard. There are still hard moments, and game days are hard."

Perkins had his surgery first. Smith Traore's was delayed so that she could travel with the Billikens to a tournament in Puerto Rico. Now, both are immersed in rehabilitation, arriving at Chaifetz Arena each day in matching braces.

With a roughly nine-month process ahead, both will be working through the winter, spring and summer. Thus far, it has been

hard to keep Perkins out of the training room.

He is working on range of motion and is able to ride a stationary bike without completing full rotations. And there is a lot of ice and heat and massage.

"I'm not trying to rush myself, but I go to my limit," he said. "I want it to feel better than it did the day before. Some days are harder than others. When I get to a certain (range of motion) one day, I have to go farther than that the next day."

Perkins is putting in about 90 minutes a day in rehab, sometimes seven days a week. But if he skips a day in the training room, he works on flexing his knee at home.

Those are big steps for athletes who had to be shuttled to classes on a golf cart immediately following their injuries. Perkins no longer needs crutches, a step that is getting close for Smith Traore.

"I'm starting to lift my leg on my own off the (training) table," she said. "I'm a lot more mobile. I can do more things. I walked to class (on crutches) for the first time. Javonte is walking in his brace, and I'm trying to get there."

Perkins has advanced enough that he was planning to travel with the team for the first time to Las Vegas this week before SLU's game against Drake was canceled.

He's looking forward to starting some form shooting within two months. He figures to throw himself into whatever rehab is allowed. Perkins was envisioned as a potential NBA prospect before the injury, providing plenty of inspiration to return as strong as before.

The only thing he has researched on rehab is the length of time most athletes require. In the process, he discovered that players sometimes return with better leaping ability.

"Right now," he said, "I'm just trying to get back on the court."

Collins breaks SLU assist record with 19 in win over Boston College

By: Stu Durando (@studurando)
St. Louis Post-Dispatch | STLToday.com
Dec. 11, 2021

For the first time in a month, Yuri Collins was in complete control of a game Saturday from his shooting to his distribution to his ball protection.

The numbers all spelled a St. Louis University win, which came in the form of a 79-68 victory over Boston College at Chaifetz Arena.

Given his choice of which statistic was most satisfying, Collins didn't hesitate.

"Two turnovers, for sure," he said. "As long as I've got low turnovers, the assists are going to come."

They came in bunches on this day as Collins set a SLU record with 19 assists, establishing a high for the season among Division I players to help the Billikens snap a two-game skid.

SLU built a 23-point lead in the second half, and this time it was too much for its opponent to overcome after leads of 10 and 15 points were squandered in the previous two games.

Already in the top 10 in the country in assists, Collins had nine in the first half and 10 in the second as SLU shot 53% against a defense that was allowing 59 points per game.

Besides his teammates shooting well, Collins said there was one key to his ability to set the record.

"I talked to the coaches, and one thing we emphasized was pushing the pace," he said. "That's how I like to play. I'm more effective that way, and that's what we did. We got a lot of open shots."

Collins' record was aided by strong inside and outside shooting that gave him a lot of choices for targets. Gibson Jimerson had a season-high five 3-pointers and 19 points, and Francis Okoro was 7-for-8 inside with 17 points.

After leading for nearly 35 minutes in the previous two losses, the Billikens (8-3) were ahead for more than 38 minutes against the Eagles.

Coach Travis Ford said the motto in recent days was "start strong and finish stronger." So, he didn't really have to remind his players at halftime about what had transpired against Alabama-Birmingham and Belmont.

"It has been a tough week and everybody's been a little on edge and the players have been frustrated," Ford said. "We had a lot of time to reflect and figure out what to do better. It's amazing what can happen with an attitude and sustained effort where you almost lose yourself in the game. We haven't necessarily had that."

The Billikens had their highest 3-point output against a Division I opponent with 11, which helped make up for 15 turnovers and

getting outrebounded by one.

Okoro provided a huge boost after playing scant minutes in the last game due to an illness. His 28 minutes were a season high and he was effective at both ends, blocking three shots.

Ford said the transfer from Oregon had his best practice of the year on Friday and also was impressive in an individual workout the day before.

"I feel like I'm coming to practice with a different mindset, trying to do whatever to help the team win," Okoro said. "Just play basketball and don't worry about making mistakes anymore. ... Sitting out for a year, I felt like I needed to catch up. Right now we don't have time for that. I think the team believes in me."

After taking the fall for SLU's back-to-back losses, Collins set out to make amends and did so in many ways. He scored 14 points and made all five of his field-goal attempts. He also had two steals.

The final assist came in the waning seconds when Collins was trapped in the backcourt and saw Terrence Hargrove Jr. alone at the opposite end of the floor. He flung the ball to Hargrove, whose dunk produced the 19th assist.

"I thought Yuri played at different paces, different speeds," Ford said. "We played a little faster, which was a point of emphasis. He handled the pace of the game the way we wanted. When we wanted to slow down or play fast, he handled the pace."

Was it Collins' best game at SLU?

"I don't know," he said. "Just because I set a record, I don't think that would be my best game."

Told he had gone 5-for-5 shooting as well, Collins changed his mind.

"Yeah, for sure then," he said.

Collins insists that in SLU's good and bad times, 'It's on me'

By: Stu Durando (@studurando)
St. Louis Post-Dispatch | STLToday.com
Dec. 10, 2021

Taking a day away from basketball after two losses did not feel right to Yuri Collins, who had every reason to stay away from the court, including impending finals for the fall semester.

St. Louis University's point guard felt he couldn't ignore what had happened in the final five minutes against UAB and Belmont, so he got some treatment Wednesday, spent time in the gym and talked to coaches.

Collins also re-watched SLU's loss to Belmont three times and found comfort in the solitude of SLU's locker room, where he sat for 20 minutes with images from the game running through his head.

"I needed that basketball feeling. After two losses, you just want to get back on the court," he said. "I just needed to be in that environment. The locker room gave me a vibe of being around the team. I just sit and think about everything: what I could have done better, mistakes I made. After two losses, there's a lot to think about."

More than you might imagine in Collins' case.

The third-year starter said after Tuesday's game that he felt the team's two losses in four days were his fault and that he had been told that when things go awry for the team, it's a weight he needs to carry.

He doubled down on those thoughts after a practice this week, embracing the idea of being responsible for all that goes on around him due to his experience and position along with the dues he paid to earn the trust of coach Travis Ford.

"You can take it how you want, but the truth is it's on me," Collins said. "I can take that pressure. It's really not pressure at this point. I'm a three-year starter. Most of the time when things do go bad, it's probably because I made a mistake somewhere. So, those last two losses really were on me."

"Especially with losses like that, I could have made many, many plays through the game to help us win. I could have not made mistakes to help us win. My team knows it and jokes around with it. If we mess up in practice, we'll go to the locker room and they say, 'Yuri, that's on you.' I just laugh. I can accept that when things are going bad, it's on me."

Ask Collins if he likes it that way, and he chuckles. He accepts the load as part of the trust he has earned from Ford. He processes the weight of the role and the consequences on his own terms, admittedly internalizing most of what he feels.

Collins will talk about the details of a mistake, such as a defensive lapse that led to a backdoor layup in the closing minutes against Belmont. But he's not one to seek an outlet for his feelings as a coping mechanism.

Yet, he remains steadfast in his position that he is equipped to carry the weight, something Ford said is not necessary.

"It's way over the top, and we all know that's not the case," Ford said. "I love him being mature enough as the leader to take some of that responsibility. I feel it as the leader of the team. I wouldn't trade Yuri for anybody in the country to run my team. ... It's not the weight of the team on his shoulders. It's everyone's responsibility. But I understand."

Collins does not believe he has played well this season, largely because of his turnovers, which have remained steady for seven games. He is sixth in the country with an average of 6.8 assists, but he has 37 turnovers in the last seven games.

He said he's still adjusting to opponents giving him different defensive looks – some trap, some hedge, some go under screens, some over. He's now willing to watch film of games the Billikens lose, something he hated when he was a freshman.

One thing he doesn't do is rely on others for support, he said. Whatever emotions he takes from the court remain contained.

"I'm not that type of guy. I don't talk about feelings to anyone. I keep all of that in," he said. "I don't need anyone to express how I'm feeling, especially when it comes to basketball. I talk to coaches about games and mistakes, but most of the time I'm a 'me' person. People ask how I'm doing. I'm good. I can handle the good and the bad when it comes. I just need to suck it up. It's life."

Collins arrived at SLU from St. Mary's High touted as a true point guard, and he has lived up to that description. Despite his first two seasons being shortened by COVID, Collins has 355 assists and could break the school's all-time record of 426 held by Josh Fisher by the end of his third season.

He has increased his scoring to 9.4 points per game and has nearly doubled his shot attempts. But he remains focused on running the team and being a defensive factor.

Ford calls him the best point guard in the country. Collins, by his own words, would not agree with that assessment at this point. But he appreciates the trust that Ford has bestowed, even if it means getting a look from his coach when a teammate commits a turnover.

"Our relationship has grown throughout the years with my development and players leaving," Collins said. "He does trust me a lot. I saw that since day one. He got on me a lot my freshman year. Former teammates will tell you I got it bad. But he lets me slide now with some things because of the past. I've been through that process. I look back and it was worth it."

SLU loading up on free throws after years of misery at the line

By: Stu Durando (@studurando)
St. Louis Post-Dispatch | STLToday.com
Dec. 3, 2021

Boise State coach Leon Rice referred to it as the elephant in the room. It's an unwanted guest that Travis Ford became more familiar with in recent years than maybe any coach in college basketball.

But for the Billikens, instead of one elephant it was more like a stampede.

The Broncos missed 14 free throws against the Billikens on Tuesday while SLU was making 30 of 34. That's part of what Ford wants to become business as usual after years of watching SLU rank among the worst teams in the country from the free-throw line.

With an emphasis on getting to the line, SLU ranks second in the country in free throws made and first among teams that have played eight games with 163. The Billikens are third in attempts and again first among teams with eight games with 212.

And SLU is converting at a much higher rate of 76.9%.

"It's been a point of emphasis, maybe more than any team I've coached," Ford said. "It's easy to say 'Get to the line more,' but we've broken down how we need to do it and how certain guys need to do it. Some games it might be great and others not as great, but they seem to be paying attention.

"I don't think we have any bad free-throw shooters on our team."

That last sentence is critical after recent years. And it's been magnified as the players who have shot the most have been above average in accuracy.

Gibson Jimerson leads the team with 42 attempts and has made 88.1% followed by Marten Linssen with 40 attempts at 82.5%.

Jimerson is the poster boy for those who have bought into the idea of changing his game and drawing fouls. He attempted 19 free throws in his first 31 college games and is 37-for-42 already in eight games.

"I've almost tripled my attempts from my first two years," he said. "Getting to the line is free points, and for someone who shoots them as well as I do it can only be good for our team."

In the 2018-19 and 2019-20 seasons, SLU ranked 350th out of 351 teams in Division I basketball, making 58% and 59.8%. The Billikens had games in which missed free throws were the elephant in the room.

They began to swing the trend last season by reaching 70% but still had issues as Hasahn French continued to struggle along with Jordan Goodwin at times amid their otherwise record-breaking careers.

The loss of Javonte Perkins to an ACL tear this year prompted Ford to re-focus on free throws. SLU has outscored opponents by an average of 6.9 points on free throws.

At Boise State, the Billikens were able to force overtime and then win based largely on their success at the line and the Broncos' failures.

"We work on them all the time," guard Yuri Collins said. "The whole team lives in the gym. It's something we work on by ourselves and as a team. So when we get in moments like (at Boise), we just have to do what we do all the time."

Ford largely has sidestepped the issue of free-throw shooting over the years. SLU obviously worked extensively to correct the issue but talking about it at length was not his way. Now, he has players who are naturally good shooters, more or less.

SLU finished strong last season to climb over 70%. The Billikens have shot at least 80% in the last three games and the 88.2% at Boise State was the best in a game with at least 20 attempts since February 2014.

Ford likes it. But he says he still doesn't spend a lot of time thinking about it.

"When we're shooting free throws, I'm onto the next thing," he said. "So, I don't think much about it. I knew (Boise) was missing a lot but didn't realize they missed that many and we made that many. And after, I realized it was a difference in the game."

Transfer from Memphis brings Nesbitt to his hometown arena at SLU

By: Stu Durando (@studurando)
St. Louis Post-Dispatch | STLToday.com
Nov. 15, 2021

Reminders of some significant moments from Jordan Nesbitt's life are etched into his arms, and they represent the best and worst of times along with at least one hint as to why he is at St. Louis University.

His date of birth, a quote about his late mother and the name of his daughter are mixed among his tattoos and are part of the 20 years that led to him being a Billiken, albeit with a short detour.

After starting his college basketball career at Memphis, Nesbitt quickly realized he wanted to play in his hometown. The decision to transfer has led to Nesbitt's return trip to the FedExForum for Tuesday night's game between SLU and No. 11 Memphis.

Aside from any outside factors, the 6-foot-6 freshman, who was a four-star recruit, realized last winter that his initial college decision was not the right one after he joined the Tigers for the spring semester.

"That whole experience was crazy," Nesbitt said. "I felt at the time it wasn't even right. Not to diss any other school, but I felt in my heart it was SLU all along. It took until I got down there. The first day I was like, man, I should be at SLU."

The NCAA's COVID-19 rules allowed Nesbitt to transfer without losing a year of eligibility. The move also allowed him to be close to daughter, Aria Samatra, who was born in the spring.

It put him in the arena where he watched games growing up and with players he got to know during his high school career at St. Louis Christian Academy.

"His daughter is what kind of brought him back, knowing he had all of that going on," said Nesbitt's father, Chris. "I feel like he's being more responsible, and I'm seeing the maturity, knowing that it's not just about him anymore. I see him smiling a lot more. He seems to be really enjoying himself."

Nesbitt moved into the starting lineup when Javonte Perkins was lost for the season and has averaged 13.3 points and 6.7 rebounds in SLU's first three wins.

Expectations have increased for Nesbitt, and SLU coach Travis Ford has made it clear that his basketball maturity is going to be needed this season.

Returning to Memphis so soon in front of a large crowd could be overwhelming. Nesbitt practiced with the Tigers through the second half of last season and got into three games briefly.

"Rely on your teammates," coach Travis Ford said he would tell Nesbitt. "It's an emotional deal. He doesn't need to feel like he has to go out there and prove something. Rely on your teammates is always the best answer, and don't put too much pressure on yourself."

Chris Nesbitt said Ford always seemed like the most loyal of the coaches who recruited his son before the choices were narrowed last year to SLU, Memphis and Illinois.

Nesbitt said he talked to his father almost every day after leaving for college in January. It wasn't that he disliked Memphis but that he felt a pull to be home.

"It never felt right from the time I decided to go," Nesbitt said. "Practices were fun. I was playing against a lot of guys that are supposed to be pros and holding my own. I was making a mark, and they knew I was there. I thought if I could do it there, why not go back home."

So Nesbitt entered the transfer portal, knowing he would hear from SLU. Other schools made contact, but he committed to the Billikens in a day or two. Soon after, Aria was born. Her middle name honors Nesbitt's mother, who died of breast cancer when he was a high school freshman.

She never was able to see him blossom as a player, become a major recruit and average 16.6 points, 8.7 rebounds and 4.2 assists as a senior.

At SLU, Nesbitt will fill numerous roles as a shooter, slasher, rebounder and ball handler. His defense could become a major factor in disrupting opponents. For now, Ford is trying to walk a fine line between tempering expectations and asking Nesbitt to contribute a lot.

It's a good problem to have after it appeared Nesbitt got away. Things are different for him at SLU than they were at Memphis, most notably the adjustment to Ford's sometimes long and arduous practices.

"The biggest challenge every day you step on the court is no laziness," Nesbitt said. "You have to be 100% ready every time. You can't be tired or you're not going to play. I'm getting there, but it's still a learning curve. He's teaching me, and he's going to make sure I'm ready."

More about SLU as it prepares for three games in four days

By: Stu Durando (@studurando)
St. Louis Post-Dispatch | STLToday.com
Nov. 9, 2021

St. Louis University opens the basketball season with an unusual string of games that has the Billikens playing three times in the first four days. It will be a crash course for the team as it adjusts to life without Javonte Perkins and fans get a glimpse of what things will look like with a revamped lineup.

The first question most have is who will be in the starting lineup and make up the rotation moving forward.

With three fast games, coach Travis Ford is surely hoping SLU will easily handle these teams – Central Arkansas, Harris-Stowe and Eastern Illinois – so that he can play everyone and not wear down his top players in the first week.

That being said, Ford has indicated he has a core eight-man rotation in mind. The belief is that it includes Yuri Collins, Gibson Jimerson, Terrence Hargrove Jr., Fred Thatch Jr., Jordan Nesbitt, Marten Linssen, Francis Okoro and Deandre Jones. Any remaining minutes will be a tussle between Rashad Williams, Markhi Strickland, Andre Lorentsson and Lassina “Basile” Traore.

“We have eight guys we know are going to play significant minutes,” Ford said. “We have others we brought in and said there are minutes to be had, and someone has to step up and take them. For sure it could be 10, maybe 20 or 25. Someone needs to show me at practice. Make me play you.”

As for the starting lineup, Ford is not worried about establishing a consistent first five. In the second exhibition game he went with Collins, Jimerson, Nesbitt, Hargrove and Linssen.

He has spent time explaining to the team that starting is not all that important but knows he won’t convince most of the players, who want to hear their names called during introductions.

“I’ve probably spent more time thinking about it but caring less,” Ford said. “I hate hurting guys’ feelings. It kills me. But who starts is useless. It’s more about flow and who needs to come in. There’s no such thing as a top five. It’s a feel about what’s coming next.”

A few more things about SLU entering tonight’s game:

Ford has emphasized a more aggressive style of offense since Perkins was injured because he lost a big scorer and the team’s best creator of shots. In a set offense, he said everything the team ran for Perkins can be run for someone else.

The Billikens have worked on getting fouled more often to create more free throws. And defense will be relied upon to generate offensive opportunities.

“We have really emphasized and broken down and worked on wanting to strike,” he said. “We want to get it out faster than we were. We’re trying to see if we can get something good in

the first five, six seconds based on passing but make sure we’re not forcing it. If we don’t get anything, we’ll run offense for 15 seconds.”

Ford sees big men Linssen and Okoro as his 1a and 1b choices in the middle. Both bring a soft shooting touch around the basket, rebounding and solid defense. With that in mind, they are likely to find themselves playing together at times.

“These are two legit 6-9 dudes who are physical,” Ford said. “We have a special offense when they’re in based on trying to get them the ball.”

The defense is being asked to do more because Ford believes he has numerous outstanding defenders led by Collins, who made the A-10 preseason all-defensive team.

He said not to expect the Billikens to press much. He said there will be a couple of technical alterations but hopes the overall team defense will improve.

“It’s shown flashes that it can be as good as any team we’ve had here,” he said. “I say that based on Yuri, and we’ve got Fred and J-Ness). Marty is the best talking defender on our team. It has potential.”

SLU’s 3-point shooting was not good in the two exhibition games, and that was perplexing to Ford, although he is not concerned. The roster’s players have combined to make 509 3-pointers and hit 36.3% at the Division I level.

Ford pulled out a grade sheet from practice to show that the Billikens had made 40% of their 3s in live action in the previous practice.

“That’s probably low for what we shoot every day,” he said. “Then we go into the exhibition games and say, ‘What’s going on here?’ We’re trying to figure that out. We do have a lot more shooters on paper.”

Ford is entering his sixth season. He improved the team’s winning percentage four consecutive years until last season when the Billikens started 7-1, had their COVID layoff and finished 14-7.

“We’ve accomplished a lot since we’ve been here,” he said. “We’ve won big games, made the NCAA Tournament and been ranked. But there’s a lot more we want to do. We’ve won a lot but want to win more and win bigger.”

SLU ready to put difficulties of 2021 in the past

By: Stu Durando (@studurando)
St. Louis Post-Dispatch | STLToday.com
Nov. 7, 2021

The morning of St. Louis University's first exhibition game was emotional for coach Travis Ford, as are many of the moments he faces for the first time since the death of his nephew and assistant coach Ford Stuen.

Every aspect of the routine is forever changed.

But when Ford walked onto the court that day for the team shootaround, he experienced the feeling every college basketball team is getting after a topsy-turvy season spent dealing with COVID-19.

There will be constant reminders for Ford and the Billikens such as Tuesday night's season opener when SLU honors Stuen before facing Central Arkansas. Between the lines, SLU will be escaping a lot of challenges that have been part of 2021.

"That morning was tough, but when I stepped on the court, you couldn't believe what that felt like," he said. "Who would have thought it would feel that good having the benches where they should be and the bleachers were normal. It does feel good to have some normalcy, and I'm anxious for Tuesday and have fans there to honor Ford."

The start of a new season is the official launching point of a more typical existence, but under the surface it won't ever be normal again for Ford and the SLU program.

The year started with a mass COVID outbreak on the team, which was sidelined for 33 days after starting the 2020-21 season fast and breaking into the national rankings. Now the Billikens are facing a season without leading scorer Javonte Perkins, who suffered a torn ACL on Oct. 26.

In between came Stuen's illness and passing after a long hospital stay and a public memorial service at Chaifetz Arena. Stuen had played for Ford at Oklahoma State and joined the staff at SLU in 2016, becoming an assistant coach in 2019. He engaged with players on a daily basis and was involved in bringing some to St. Louis.

"It's affected a lot of these guys. He recruited some of them personally and got close to everybody, so it's been tough," Ford said. "The COVID thing was big, and then with Ford's situation it's like we forgot about the COVID stuff we went through."

"I've had a lot of people say, 'You've had the toughest year.' I don't want to think about it. I'm not giving myself time to think about it. I probably should. People ask, 'Are you alright?' Yeah, it's been hard, probably the hardest year of my life. But there are things to do. There are responsibilities. I can't afford to sit back and think about those things."

Moving on is a challenge, but the entire program will have a chance to reset with a new season. It's a chance to use the past as motivation, whether it's atoning for last season's COVID-impacted fade, being inspired by Stuen's memory or rallying around the loss of Perkins.

"As far as the team handling adversity, I feel everything we've been through since last season will help us, knowing we've been in positions a lot worse and came back," said guard Fred Thatch Jr., whose grandmother died over the summer. "Nothing can bring us down because we've been through the hardest of hard as a team the last couple of months. It's been hard for everybody. That's why I'm excited for games to start and for the fun to actually begin."

The Billikens will be without their three most dangerous weapons of recent years, but Ford insists that all of the team's goals remain intact. That is due to a replenishing of the roster that has considerable promise.

Point guard Yuri Collins takes over as the leader, who will be expected to provide playmaking, defense and a bit more scoring. The progress of returners such as Thatch, Gibson Jimerson, Terrence Hargrove Jr. and Marten Linssen will be critical. Four newcomers have a chance to contribute as well.

SLU had its highest-scoring team in 25 years last season and looks dangerous again with the deepest array of perimeter shooters in Ford's six seasons. He said at times the Billikens show in practice that they could be among the best defensive teams in the country.

But he knows the losses of Perkins, Jordan Goodwin and Hasahn French have onlookers expecting a dropoff. That message was loud and clear after Perkins was injured.

"I've had coaches calling and tons of friends," Ford said, "and here's how the conversation goes: 'I feel so sorry for the guy, and gosh, you were going to be so good. I thought you had a chance.' We're still going to be all right. We can still accomplish everything we want. But that's what people think, so we need a little chip on our shoulder. I don't think it hurts."

Ford has had individual conversations with players about their roles in helping to fill the gap. He sees plenty of potential scorers, and the roster has five players who have scored at least 20 points in a Division I game.

He needs some to become more consistent, but admits it's not necessary for any single player to do what Perkins could have done. For instance, if Linssen and Okoro can come close to producing the way they did in two exhibition games, combining to average 17.5 points and 11.5 rebounds, that would be a huge step forward.

"We're coming together really well more as a unit," Linssen said. "We have to understand we have to win as a unit, not individual players. I think we're in a good space the way we're moving forward."

SLU must adjust after losing Perkins for season to knee injury

By: Stu Durando (@studurando)
St. Louis Post-Dispatch | STLToday.com
Oct. 28, 2021

The return of Javonte Perkins to St. Louis University this fall played a major role in the Billikens being picked to finish third in the Atlantic 10 Conference despite the loss of two 1,000-point scorers.

Now the question hanging in the air is how SLU will adjust without Perkins, who in an exhibition game Tuesday night suffered a season-ending torn ACL in his left knee, he was told Wednesday. SLU announced the news late in the day after Perkins, a guard and forward, was examined.

"We are devastated for Javonte given the hard work he put in this summer to get ready for another elite season," coach Travis Ford said. "Because of that dedication and the fact that he is in the best shape of his life, I have no doubt that Javonte will come back just as strong after his recovery. He has many years of high-level basketball in his future, and we will do whatever it takes to support him moving forward."

SLU's depth will be tested as the loss of Perkins robs the Billikens of their most well-rounded offensive player in many years.

This roster could be the best stocked of any Ford has had at SLU to deal with the loss, thanks to the addition of multiple scoring threats who will be asked to pick up the slack immediately. Perkins' decision to return was significant because of the departures of Jordan Goodwin and Hasahn French, but Ford did what he could to add offensive threats in the offseason.

"We've added playmakers and some additional shooting, we hope," Ford said. "When you lose guys like we lost, it's always a transition time. We've got guys we need to pick it up in the rebounding department. And the energy that Jordan brought, we're going to need a lot of guys to bring that."

Perkins prepared himself all summer for a season he hoped would lead to a chance in the NBA. He was injured late in the first half Tuesday, in the Billikens' 84-42 victory over Rockhurst, on a drive to the basket with none or limited contact.

He quickly stood up but hopped off the court and out of sight down an arena tunnel. He left the arena on crutches.

The following morning, the A-10 announced its preseason all-conference teams with Perkins among the top six players. He was considered a player of the year candidate as well after averaging 17.1 points and displaying an ability to score inside, from mid-range and from beyond the 3-point arc.

SLU was picked to finish behind St. Bonaventure, which will return all of its starters, and Richmond. That speaks highly of the impact expected by Perkins and point guard Yuri Collins, who was named to the third team and all-defensive team.

Although no one on the Billikens can do all that Perkins brings, Terrence Hargrove Jr. is one player who is expected to increase his contributions. He started in the exhibition game, a sign Ford sees a bigger role for the 6-foot-4 guard.

"He's playing well, is a veteran and has had tremendous practices," Ford said. "We feel comfortable with him out there. You have to earn it in practice. I thought he played well. He was very active."

Perkins developed into one of SLU's top 3-point threats last season, shooting 37.6% from beyond the arc. He made 36.3% over two seasons. Hargrove is expected to become more dangerous from long range, joining 40.7% career 3-point shooter Gibson Jimerson.

SLU added three transfers who have 3-point ability in Jordan Nesbitt, Rashad Williams, who has made 35.7% in three college seasons, and Deandre Jones, who made 38.6% in four seasons at Central Arkansas. Any or all could see increased minutes.

Ford used a starting lineup with five returning players in the first exhibition, but he said he probably would switch things up when the team plays its final tune-up Sunday. He was able to play all 13 scholarship players, and that will become even more important without Perkins.

"We talked to our guys a lot the last couple of days about, who cares about who starts," Ford said. "It doesn't matter. There were certain guys I knew I wanted to play more minutes."

Nesbitt would seem to bring the skills that most closely match Perkins, although he does not have college experience, having played scant minutes in three games at Memphis last season. Nesbitt can score a variety of ways – minus Perkins' outstanding mid-range game – and is in line to play some backup point guard.

Ford said early in the week that he didn't want to rush Nesbitt and allow him to develop through the normal process for a freshman. But things have changed, and many will be asked to accelerate their progress as the season nears.

SLU announces \$20 million facility for athletics

By: Stu Durando (@studurando)
St. Louis Post-Dispatch | STLToday.com
Oct. 20, 2021

The concept for a facility to serve St. Louis University athletes had moved past the notes-on-a-napkin stage when athletics director Chris May and businessman Bob O'Loughlin began visiting campuses to develop a more detailed plan.

A center for academics was an obvious inclusion and then the pieces began falling into place with a focus on nutrition, technology, dining, team meetings and spirituality. As needs were identified, donors climbed on board.

"We looked at other places and tried to add up what made sense for the university," O'Loughlin said. "It took a lot of iterations before we finalized what fits here. We came up with drawings and finally decided, 'This is it. This will work.'"

The result is the O'Loughlin Family Champions Center, a \$20 million, privately funded facility that will break ground next spring with a targeted completion in spring 2023.

The 25,000-square foot building will be connected to the Chaifetz Arena complex on the northwest side and will include offices for SLU's basketball and soccer programs.

May said the idea was hatched eight years ago during a meal with the late Marvin Wool, who asked what SLU needed to become an elite athletics program. As happens with so many big ideas, they scribbled notes on napkins. O'Loughlin became involved a few years later when he asked the same question of May during a trip home from the Final Four.

"It's going to give us a shot to compete and to be nationally elite," May said before a press conference at Chaifetz attended by donors and athletes. "We want to be the best, and this is a shot in the arm for all coaches and athletes."

The project has numerous \$1 million donors to help create a student success center, nutrition center, team dining area, technology suite and a chapel. May said there also will be resources to help athletes as they navigate issues related to name, image and likeness.

May and O'Loughlin were progressing with the project early in 2020 when COVID-19 led to a stall in planning until the end of the year. But when discussions resumed, May said the addition of donors began "snowballing."

SLU basketball coach Travis Ford said May first told him about the plan about five years ago with little evidence that it would become reality. But with each update, Ford became more convinced.

"It was Chris's vision and now it's real," Ford said. "It's a statement that shows the commitment the university has to all student-athletes. This is going to benefit everybody and makes a commitment to our recruits to say we can compete with anybody."

O'Loughlin, the chairman and CEO of Lodging Hospitality Management, is the lead donor. He did not attend SLU but has spent nearly 40 years in business in St. Louis.

He is a member of the university's board of trustees and leads a group of benefactors that includes Michael and Noemi Neidorff, Dr. Richard Chaifetz, Keith Phoenix, Jim Kavanaugh, Linda and Alan Vogt, Mark and Joy Scoggins, Floyd and Judith Crowder, and one anonymous donor.

"I moved here almost 40 years ago and because of that I love the Midwest and the people and wanted to give back to the city," O'Loughlin said. "Chris put me on the athletic committee and we started talking about what could be a game-changer."

Earlier this year, SLU began construction of a locker room and training building for soccer at the south end of Hermann Stadium.

It has been 15 years since construction of Chaifetz started. The arena opened in 2008 along with a practice facility and weight room that is used by numerous teams throughout the year.

May believes the new facility gives SLU an opportunity to be an "elite basketball-centric athletic program."

Born with six fingers on a hand, SLU assist man Yuri Collins doing fine with five

By: Benjamin Hochman (@hochman)

St. Louis Post-Dispatch | STLToday.com // Oct. 6, 2021

Preordained by the basketball gods to play point guard, Yuri Collins was even bestowed with an extra finger on his right hand, as if to enhance his ball control.

At least that's how I like to believe the story.

Collins has polydactyly, which meant he was born with an extra finger.

"My mom, she had seven," said Collins, the St. Louis University point guard. "It goes on down the (family) line. We all had the extra ones removed. But we have a little bump on the side of our hand that shows where it was, so people are always looking at it or feeling it, because they've never seen anything like it."

He's made due with just 10 fingers.

The sure-handed Collins led the entire Atlantic 10 Conference in assists per game last year (6.1). Only nine players in the country averaged more. And while this next stat isn't as popular or doesn't have the panache of assists, it's arguably more important – assists-to-turnover ratio. And Collins finished second in the conference in that category (2.8).

But if SLU is going to be great this year, Collins has to be even greater. Now in his third season in Midtown, the point guard must take over games more often. His assertiveness is imperative. Two of the better SLU players of this generation have moved on – Jordan Goodwin is on the Washington Wizards' roster and Hasahn French is playing professionally in Slovenia. Collins' play was enhanced by having these talents to his side – now Collins must make other players better.

"I was blessed with the talent to make plays and see things other people don't see, so I'm going to use that to my ability the best way I can," said Collins, who played high school ball at St. Mary's, where he led the St. Louis area with 7 assists per game as a senior.

His coach is also a point guard. Travis Ford manned the backcourt for Missouri and then, famously, Kentucky. Ford sees the position from the position of a coach, but also from the personal perspective of the player – and playmaker.

"I've just enjoyed building our relationship," Ford said. "But now I consider him a veteran player. He and I have talked about that – I told him, he's a total extension of me on the court, and he has free reign to do what he think needs to be done to help our team be successful. He's earned that right. ...

"I love the progression he's been on. He's gotten better each year if you look at his stats, except for maybe shooting – but he's taken on the challenge over the summer to become a better shooter. He has been showing that in practice every day. I love Yuri Collins' toughness. He's one of the tougher players I've ever

coached. He doesn't let anything rattle him. He's got a great demeanor for competing."

And when the Billikens win, it's generally because Collins is producing. For his two-year career, he averages 6.1 assists per game in wins and 4.8 in losses. And he's had some big scoring outpourings in big games, such as 17 last year in the win against North Carolina State or 17 in the conference tournament against Massachusetts. But seldom does he have a game with big scoring and assist tallies.

This coming season, which begins with an Oct. 26 home exhibition against Rockhurst, should allow him the chance to flirt with double-doubles.

"We're going to surprise a lot of people," Collins said. "People just have to play bigger roles. But we'll surprise people, because they don't think we're going to have the same team or be as good as we were last year – but I think we could be even better."

Like his phonetic namesake Uri Geller, Yuri Collins is a magician – Geller bends spoons, while Collins bends passes around defenders. Over the years, Collins has popped the eyes of fans with the eyes in the back of his head. A halfcourt bounce pass, ho-hum. An alley-oop into the trees? Please.

Everyone who sees SLU plays, sees Collins. Yet Collins feeds off the notion that he's unknown. He even started a brand called "Unknown," and he's selling shirts, now that college kids are legally allowed to do these things.

"Unknown, I feel like that describes me as a person," he said. "I'm not at the level or anything I want to be at. I'm not known around the country. I'm not to the place I want to be right now, so 'unknown' was just who I was. It was something that motivated me – I want to get to a point to where everyone knows who I am and what I do and how I go about what I do."

Lead SLU back to the NCAA Tournament and surely he'll be known by fans nationally who didn't know him prior. It starts in the preseason. It starts in practice. It starts now. And Ford has already seen Collins take "the next step as a leader, especially with Jordan and Hasahn gone. And guys respect him. They listen to him. And they follow him."

The death of beloved Saint Louis assistant Ford Stuen changes the Billikens' journey

By: CJ Moore (@CJMooreHoops)

The Athletic // Oct. 19, 2021

Ford Stuen once told a friend to write letters to every one of his former coaches who had helped him on his way to his first job in basketball. "You need to show your coaches that you appreciate them," Stuen told his buddy. "Whether or not you think they made an impact on you, you probably aren't where you are today without their help."

Your 20s are a time of discovery, and it's easy to feel lost, but Stuen seemed to have everything figured out. When his uncle Travis Ford got the Saint Louis job in 2016, Stuen followed him to be a graduate assistant, putting behind dalliances with being a sports agent or realtor. Not long after, SLU's director of basketball operations left, and Ford promoted his nephew. That's when it became clear to Stuen, a former Oklahoma State walk-on guard, that coaching was the path he wanted. So he absorbed everything he could on leadership. He was obsessed with figuring out what made successful people successful. Steve Jobs became one of his inspirations. "The journey is the reward" is a Jobs quote that Stuen found reason to write on everything.

"He was confident in who he was becoming," friend Joe Pierre III says.

The confidence came through in the letters he would send. He'd send them out regularly – all hand-written – to advise, encourage and thank those who came into his orbit.

It didn't take long for anyone to sense that confidence and his goodness, too. A few years ago Stuen was selling his Audi 7. One day he went to meet a couple interested in the car, and they started talking. They liked Stuen so much that they asked if he was single and told him they had someone he needed to meet.

That someone he needed to meet ended up being his wife, Courtney. She had a young daughter, Lucy, and that's not what most guys in their mid-20s are looking for. But Stuen never hesitated. He became Lucy's father.

Stuen wanted those around him to know how much they mattered to him. He was a phone call guy. No one felt like an acquaintance. Phil Forte, his college teammate and the best man at his wedding, kept him at the top of his favorites on his phone. Pierre, an assistant at Liberty and former Oklahoma State manager, moved Stuen to the bottom because it was the easiest button to hit with his thumb when he was driving down the road.

They marveled at Stuen's maturity, which was clear by his approach to work. He had dreams, sure, but he was the type of person who wouldn't look too far ahead, because he wanted to do a great job at the one he had. The three buddies would talk every day – often on three-way calls at night – and in those daily phone calls, they would share where they wanted to go. Stuen wanted to be an assistant coach. Once he got a taste of coaching, it was clear to him he wanted to climb the ladder. The one thing Stuen struggled with was if he climbed the next step and became an assistant working for his uncle, people would think he just got the job because of family ties.

"He almost overcompensated for that by working hard just to prove his worth," Forte says. "He worked really hard. That's part of what drove him."

Ford saw his nephew's drive and promoted him to assistant coach two years ago. Stuen started his day at 4 a.m. He'd read and get in a workout at OrangeTheory and still make it to the office by 7. He was fit, and he looked so young and healthy. Courtney was eight months pregnant with their first son.

Stuen's journey looked like it was just beginning. Only it was not. A mysterious infection wrecked his body, doctors unable to stave off a series of infections. He died on May 11, less than a month after his 29th birthday.

Months later those closest to him, from his family and friends to the Saint Louis men's basketball program, are processing their grief. Together.

The first day of basketball practice is usually like opening a new book to the first chapter. Travis Ford is always so excited to teach and mold a new team that he's famous for those early practices stretching on and on. Stuen used to be the one to tell him they'd gone long enough. "We're good," he'd say. He had started to find his voice as a coach. He'd reached a point where he could tell his uncle what he thought. "He would definitely be truthful, because I can handle it, and he knew I can handle it," Ford says. "I respected his opinion."

Ford wakes up on this September day ready to open the book on the 2021-22 season, but it feels like he's back in May when he couldn't bring himself to go back to the office just yet.

"I knew how excited he would be for that first day," Ford says. "He loved it. How much input he would have had into what we were going to be doing."

Ford knew it was going to be hard, but it's hitting him harder than he anticipated. He calls his wife, Heather, who is at their vacation home in Florida with Stuen's son, Penn, and his widowed wife, Courtney. Heather gives Ford a pep talk. "Go have a practice that he'd be proud of," she says.

That's exactly what he needed to hear. He's focused now. He leaves his empty house and heads for Chaifetz Arena. It's good to be around people. Practice starts. He gets lost in the details.

"I don't hear any talking!" he shouts.

The Billikens are running a new defense – the now-famous Texas Tech side defense – and the footwork is the key to taking away the middle. Too many have gotten it wrong as they work on closeouts. Ford jumps in the drill. "My feet take away the drive," he says as he demonstrates. "My hands take away the 3."

It's in the third hour now, but it doesn't seem like it. Ford's energy just keeps picking up.

"When it's time to cut," he yells, "let me see some smoke coming

off your shoes."

His players snicker, but the imagery works. They're flying out of their cuts now.

The fourth hour is approaching, but these early practices are like a toughness test. Can you still think the game when you're tired? "Details are more important than being in a hurry," he says.

Finally, he's seen enough. The players circle around him.

"We can be a little bit better tomorrow," he tells them. "Learn from tomorrow and be a little bit better on Sunday."

He lists off the itinerary for Saturday, the first two-a-day practice of the season starting at 9 a.m.

"The journey, guys," Ford says, and his mind is right back on Stuen. He gets it out before the tears take hold. "The journey is the reward, men."

One day down.

The first practice finishes on Saturday, and Ford heads to the dining area at Chaifetz Arena to eat breakfast and talk to a visitor about his team, and eventually, his nephew. This season would have been a defining one for his program even if tragedy had not struck. The Billikens entered March 2020 as the hottest team in the Atlantic 10 outside of the Obi Toppin-led Dayton Flyers. They'd played Dayton close both times and believed they had the recipe to beat them. No one knows how that would have gone, but the momentum looked set to carry over into last season. They brought just about every key player back, started 7-1 with wins over LSU and NC State and climbed to No. 22 in the rankings. Then COVID-19 tore through their roster – 11 players tested positive for the virus – and after a 34-day pause between games, they went 7-6 in their final 13 games.

It's all kind of a blur now as Ford looks back. Stuen was in the hospital when the Billikens took off for the NIT. They had the bus stop below his sixth-story hospital window, so the team could wave to him. From there, it's hard for Ford to recount what happened on the basketball floor. His attention was on Stuen.

Everything had happened so quickly. In mid-February, Stuen was having stomach pains. After a couple days of not feeling well, Ford told Stuen to go see the team doctor. The original diagnosis was ulcers. That made sense, considering the stress of coaching. Ford had dealt with ulcers himself. Stuen started taking medication for that diagnosis, but the pain didn't get any better. At the A-10 tournament in early March, the pain just kept getting worse. After one really bad night soon after getting back to Saint Louis, he went to urgent care first thing in the morning. The doctor could tell by his eyes and his skin color that this was not ulcers. He needed to go to the emergency room. Stuen was admitted right away, and after running some tests, doctors figured out that his issue was his liver.

It was so bad that doctors decided he needed a liver transplant, but right before the date of the procedure, some of the medications they'd tried had improved his numbers and they decided to hold off. Stuen was released from the hospital.

"Still to this day, that's one of my biggest regrets," Ford says. "Why'd y'all let him out?"

His liver numbers had improved, but his bone marrow and white blood cell counts were going the wrong direction.

The plan was for Stuen to check back into the hospital on Easter Sunday. When he did, he wasn't in a lot of pain, but his numbers were not good. On Wednesday that week, he caught an infection. At 2 a.m., doctors called Courtney and told her she needed to come in. They had taken Stuen to the ICU. Eight hours later, the doctors met with the family to prepare them for the worst.

Somehow, Stuen made it through that. "Miracle," Ford says.

Stuen even made it out of the ICU for a couple days, but then he caught another infection. Friends flew in to help. Forte spent a week in St. Louis. The next week Pierre came for a week. Stuen would tell his buddies he was going to keep fighting. But his body could just not fend off the infections.

Ford and his family have met with doctors since then, trying to get answers. They want to know, at the very least, if it's genetic so they can protect Penn.

And now, a team that is hungry to redeem itself and a little unsure how you move on after losing a loved one, will try to navigate a basketball season. But the gift that Stuen left them is a coach never better prepared to lead them.

Now the tax collectors and sinners were all gathering around to hear Jesus. But the Pharisees and the teachers of the law muttered, "This man welcomes sinners and eats with them."

Then Jesus told them this parable: "Suppose one of you has a hundred sheep and loses one of them. Doesn't he leave the ninety-nine in the open country and go after the lost sheep until he finds it? And when he finds it, he joyfully puts it on his shoulders and goes home. Then he calls his friends and neighbors together and says, 'Rejoice with me; I have found my lost sheep.' I tell you that in the same way there will be more rejoicing in heaven over one sinner who repents than over ninety-nine righteous persons who do not need to repent."

– Luke 15 (Parable of the Lost Sheep)

Pierre read that Bible verse at the celebration of life for Stuen. He says it's a story that represents his friend so well. He was always looking for someone he could help. In college, Stuen would occasionally leave his usual crew to go hang out with another teammate because he sensed that player needed someone in his corner that night.

Last season, Saint Louis sophomore guard Gibson Jimerson came off the bench for the first time after starting the first 16 games. Jimerson, the team's best shooter, had been in a shooting slump. In his first game off the bench, he played only 10 minutes and didn't attempt a shot. He wanted so badly to do well in that game because SLU was playing Richmond, where he's from.

An hour after Jimerson left the gym that night, his phone rang. It was Stuen. They talked for an hour. Jimerson needed to feel some love. He was the lost sheep, and he says Stuen told him that night how much he meant to him.

"That's who he was," Pierre says. "He would give himself away

without caring what he got in return, without expecting anything in return.”

Forte has to stop himself sometimes when he picks up his iPhone, pulls up his favorites and his thumb goes right to Stuen. He sits now in his friend’s seat as an assistant coach at Saint Louis. He wishes his buddy could help guide him through how to deal with it all. He would have had the answers. They talked every day. About basketball. About life. It’s hard not to hit that button and hope he answers.

Forte has been thinking about funerals a lot lately. Everyone gets together. They reminisce about the good times they had with the deceased. They talk about how he’s gone too soon. And then they go back to their lives. They move forward.

Forte could have gone back to his life when Stuen died. He was just weeks into a new job as an assistant coach at Texas-Rio Grande Valley. It may have been easier to just stay there and lose himself in the work. But sometimes what’s easy isn’t what’s right, and sometimes what’s hard is what you actually need. Sometimes the funeral cannot just be an end.

“For these people here,” Forte says, “it’s still going on, and we’re still going through it and I get to be with those people.”

That’s what feels right, but again, it’s not easy. Forte feels Stuen every single day. The reminders are everywhere in this office. In the filing cabinet to his left are scouting reports prepared by Stuen that Forte will use this year. On the bulletin board behind him is a paper with Billikens letterhead pinned up. Stuen’s favorite slogan – “THE JOURNEY IS THE REWARD” – is written in the center with his initials underneath. He brings in players to watch film just like his buddy would, flipping from clip to clip on a remote with “STUEN” written on a yellow post-it note taped to the back.

“There’s times I wrestle, just, I want to get it out of here, like I don’t want to think about it,” Forte says. “But I want to make sure I make him proud too.”

Even in the moments when Ford has thought he could just get lost in his work, something or someone reminds him of his nephew. This summer, coaches kept approaching Ford at recruiting events to give their condolences and tell him that they’d talk to Stuen all the time or they’d received a letter from him. Ford never knew about the letter writing because it wasn’t something Stuen advertised.

“I had no idea how many relationships he had,” Ford says.

Stuen put time into every relationship. Joe Schwartz, a former walk-on at Texas, met Stuen at mid-court before a game against Oklahoma State his freshman year in 2015. Stuen made it a point to keep in touch, whether it was phone calls or letters. When Schwartz graduated in 2019 and was trying to find a job, Stuen would call him every day to check in and eventually offered him a GA spot at Saint Louis. When Schwartz got an internship opportunity with the New Orleans Pelicans, Stuen told him he should take it.

A year later after COVID hit, Schwartz lost his job, and there was Stuen calling twice a week to check in and connecting him with friends in several industries, hoping it would lead to his next opportunity. Schwartz ended up taking a coaching job at his old

high school in Waco, Texas, and when the varsity head coach caught COVID, Schwartz was elevated to the end of the bench. Stuen would have him call every Friday night after the game, wanting a recap.

“This was private school basketball in Waco, Texas, and he’s calling me, as a D-1 coach, whether they’re on the road for a game or whatnot,” Schwartz says. “He’s asking me about stats. He’s like, who played well? and all this stuff. I’m just like, dude, it’s not that serious. But it just showed how much he cared everyone around him. The things that were important to him weren’t about him.”

Sam Frayer, who was a graduate assistant at Xavier the last two years, met Stuen for the first time at the 2018 Final Four in San Antonio. Soon after, he got his first of several letters from Stuen. “I don’t even know how he found my address,” Frayer says.

Stuen would call regularly to check in, and Frayer had him on as a guest to his podcast in February. Stuen, of course, sent a letter right after.

“He’d literally just like call you for nothing, and just talk, and a lot of us don’t do that,” Frayer says. “I don’t do that. I’d always think I was busy, and he was an assistant coach and I was just a support staff guy. And then having someone in a higher position write you a letter and actually put a meaningful message in it. That meant a lot to me, and I never got to tell him that.”

If you had a basketball question, you called Stuen. If your girlfriend broke up with you, you called Stuen. If you needed to put a loss in perspective, no one was better. When Ford lost his job at Oklahoma State and Pierre’s father, his top assistant, was also fired for the first time in his life, Pierre called Stuen and he helped him through it.

“He’s just one of those guys you can count on,” Pierre says. “People miss him so much because he was there for everybody, and he was present. He wasn’t just like, oh, I’m here. Like, he was present. I think what I miss most about him is the ability to come to him freely was unmatched. Never cared about what you did or didn’t do, just wanted to help you through it. I loved him for that.”

“There’s these little times when I go to call him,” Forte says, staring down at his right wrist where Stuen’s initials are tattooed and he wears a bracelet with Stuen’s mantra inscribed. “Anytime I was going in the car early in the morning and not many people are up, we’d call and just kind of talk about whatever was going on. That’s the hard part. I don’t have that person to talk to. It’s like losing your significant other. I mean we talked every single day. And he’s gone. It’s hard. It doesn’t seem real.”

Sometime in 2015, Oklahoma State sports information director Stephen Howard walked into the locker room before practice one day and found Stuen belting out Adele’s “Someone Like You” as he put his socks on. It’s the perfect image of Stuen, looking good and so comfortable in his own skin. He had style, and he always dressed for success. He was a sneaker head, and when SLU players are asked about him, they always bring up his fashion. He loved suits. Two years ago he went overseas to recruit and realized he could buy one of his favorite brands for half price across the pond. He didn’t have any room in his bag, so he ended up carrying six suits through security. It’s one of those “only Ford” moments.

Behind the scenes at SLU, Stuen worked tirelessly with a level of dedication that even surpassed what his uncle knew. When Ford was cleaning out Stuen's desk, he found detailed notes from their practices that he didn't know existed. Stuen was always thinking about what he could do to make the team better.

The Billikens players looked at him as their connection to Ford. "He kept his uncle in check," fourth-year sophomore Fred Thatch says. "We could talk to him, and he'd directly go talk to Coach. He didn't have that fear in his belly."

The players miss that connection. Stuen wasn't much older than them. They felt like he got them. He was like their big brother.

"He was great at listening," Thatch says. "He really cared about the relationship we had. He always made me feel better. If I was having a bad day, he found a way to make my day a little bit better."

A day before this season's first practice, Ford met with his captains. They talked about how they need to be more open with each other. Ford wants to make sure he works on those relationships. It's one of the gifts his nephew left him.

"When you go through things like this, you hear it a lot that it puts things in perspective," Ford says. "And I always used to think, 'Yeah that's what everybody says.' But it really does. It really does. It doesn't mean that I want to win any less or I'm not going to compete the same. But it's made me a little bit deeper thinker as far as understanding that my job is to impact these young kids' lives. Yes, I'm trying to win every game. But I think I'm a little bit more patient and just looking at the big picture and wanting my players to have the experience of a lifetime."

Ford still struggles with trying to deal with whether everything was done that could have been done to save his nephew. It's easy to go down that road and get stuck there. He had put off cleaning out Stuen's office this summer. It was just another reminder he was gone. Once he finally went in to do it late one night, he just sat in his Stuen's chair motionless for a while. Finally, after he'd called his wife and told her "I don't know if I can do this," he convinced himself to start.

"It was therapeutic," he says.

It was like Stuen could reach his uncle through the notes he left behind. The people whom he meets now who tell stories about Stuen and what he meant to them make him realize his impact.

"God had a plan for him to live 29 years," Ford says. "I do believe that. He touched a lot of people, and he got a lot done. He did a lot in his 29 years. Very rarely did Ford ever say, 'I wish I'd done that.' If he wanted to do something, he'd go do it. He wouldn't talk about it. He'd go do it."

Forte's daily battle is trying to feel worthy of sitting in his friend's seat. A few weeks ago, the Billikens went into their locker room to watch film, and Forte was standing in-between two chairs in the center of the room. "That's Little Ford's spot," one of the players told him. Forte quickly moved to the back corner. "Man," he says, "I don't deserve to be there yet."

He knows he'll never replace his friend, but he wants to be there for the people who were important to Stuen. That's ultimately why he agreed to take Stuen's old job at Saint Louis. Eventually,

he'll earn the trust of the players and be their sounding board and the guy to pick them up when they need it. He also wants to be the one to teach Penn how to shoot a jump shot.

Last Friday, Penn attended his first practice. Ford expects he'll be a frequent visitor, just like he'd been if his dad were still around. Ford plans to be there for the boy whenever he needs him. Forte too.

At the end of practice, Courtney held the baby at mid-court with Ford on one side and Forte on the other, surrounded by the Billiken players looking dotingly at the boy. "I got goosebumps," Forte says. "It was emotional but in a good way."

Someone sent Forte an image afterward, zoomed in on his face. He's leaning his head, eyes locked in on Penn and he's smiling. He looks like a proud father. A year earlier he was standing next to Stuen as the best man in his wedding. He misses him dearly every day. Everyone in the program does. But, in that moment, they all felt warmth in their hearts again.

The journey is the reward.