



TV: FSMW+ (Scott Warmann, Scott Highmark)

Radio: 101 ESPN (Bob Ramsey, Earl Austin Jr.)

Billiken Media Relations Contact:

Brian Kunderman • 314-808-4868 | bkunderm@slu.edu

Saint Louis Billikens Schedule/Results

NOVEMBER

Fri., 4	Greenville (exh.)	W, 124-85
Fri., 11	Ball State	L, 64-85
Mon., 14	Southern Utah	W, 88-76
Thu., 17	Eastern Illinois	W, 74-69
Mon., 21	vs. BYU (Las Vegas)	L, 62-92
Wed., 23	vs. Alabama (Las Vegas)	L, 57-62
Tue., 29	Samford	L, 64-68

DECEMBER

Sat., 3	Kansas State	7 p.m.
Tue., 6	at Wichita State	7 p.m.
Sun., 11	Chicago State	2 p.m.
Wed., 14	at Southern Illinois	7 p.m.
Sat., 17	SIUE	4 p.m.
Thu., 22	Winthrop	7 p.m.
Fri., 30	Rhode Island*	6 p.m.

JANUARY

Wed., 4	at La Salle*	6 p.m.
Sun., 8	Davidson*	1 p.m.
Wed., 11	at Duquesne*	6 p.m.
Sat., 14	at George Mason*	1:30 p.m.
Tue., 17	St. Bonaventure*	8 p.m.
Sun., 22	at Dayton*	1 p.m.
Wed., 25	Massachusetts*	7 p.m.
Sat., 28	at George Washington*	3 p.m.

FEBRUARY

Wed., 1	George Mason*	6 p.m.
Sat., 4	North Carolina A&T	7 p.m.
Wed., 8	at St. Bonaventure*	6 p.m.
Sat., 11	Duquesne*	7 p.m.
Tue., 14	Dayton*	7 p.m.
Sat., 18	at Fordham*	1 p.m.
Wed., 22	at VCU*	6 p.m.
Sat., 25	Saint Joseph's*	3:30 p.m.

MARCH

Wed., 1	La Salle*	7 p.m.
Sat., 4	at Richmond*	3 p.m.

* A-10 Game



GAMENOTES

SAINT LOUIS (2-4)
KANSAS STATE (6-1)



Saturday, Dec. 3, 2016 • 7 p.m. • St. Louis, Mo. • Chaifetz Arena

SAINT LOUIS BILLIKENS

Record: 2-4

Home Court Record: 2-2

Last Game: L, 64-68 (vs. Samford)

Current Streak: L3

Last 5: 2-3

Head Coach: Travis Ford

Ford's Record at SLU: 2-4 (1st year)

Ford's Career Record: 347-261 (20th year)

Leading Scorer: Bishop/Roby (12.2 ppg)

Leading Rebounder: Reggie Agbeko (10.3 rpg)

Assists Leader: Jermaine Bishop (3.8 apg)

Blocks Leader: Elliott Welmer (1.3 bpg)

Steals Leader: Jermaine Bishop (1.5 spg)

Next Game: Tue., Dec. 6, at Wichita State

KANSAS STATE WILDCATS

Record: 6-1

Road Court Record: 0-0

Last Game: W, 80-61 (Green Bay)

Current Streak: W1

Last 5: 4-1

Head Coach: Bruce Weber

Weber's Record at KS: 85-55 (5th year)

Weber's Career Record: 398-210 (19th year)

Leading Scorer: Barry Brown (14.7 ppg)

Leading Rebounder: D.J. Johnson (6.4 rpg)

Assists Leader: Wesley Iwundu (3.6 apg)

Blocks Leader: D.J. Johnson (2.1 bpg)

Steals Leader: Barry Brown (2.4 spg)

Next Game: Tue., Dec. 6, vs. Prairie View A&M

THE OPENING TIP...

- The Billikens enter Saturday night's game with a 2-4 overall record, while Kansas State comes to town with a 6-1 overall mark.
- The game against Kansas State is the second of a home-and-home series. Last season, the Wildcats defeated Saint Louis 75-47 in Manhattan, Kansas.
- Sophomore guard **Jermaine Bishop** and junior guard **Davell Roby** are tied for team-high honors with 12.2 ppg apiece. They also are neck-and-neck for the team assists lead with 23 and 21 assists, respectively.
- Senior forward **Reggie Agbeko** is averaging a double-double with 11.7 ppg and 10.3 rpg. He leads the Atlantic 10 Conference (through games of Nov. 30) in rebounding and has three double-doubles on the year.
- Redshirt freshman forward **Elliott Welmer** finished one rebound shy of a double-double in the Billikens' last game with 10 points and nine rebounds. His nine boards were a career best.
- Senior guard **Mike Crawford** is coming off his best game of the season offensively after scoring 16 points against Samford. He also dished out five assists and grabbed six boards. Crawford, who entered the season averaging 2.0 rpg for his career, is second on the Billikens with 6.0 rpg.
- First-year Billikens head coach **Travis Ford** is in his 20th season as a collegiate head coach and has a 347-261 career mark.
- Ford faced the Wildcats routinely in Big 12 play while he was the coach at Oklahoma State. Ford's Cowboys were 7-9 against K-State in eight seasons.
- Up next, the Billikens travel to Wichita, Kansas, to face Wichita State Tuesday, Dec. 6, in the Billikens' first true road game of the season.

POSSIBLE STARTERS

#11

**Jermaine
BISHOP**



Bishop's Season Averages

PPG	RPG	APG	MPG
12.2	2.0	3.8	30.8

#5

**Davell
ROBY**



Roby's Season Averages

PPG	RPG	APG	MPG
12.2	3.3	3.5	30.2

#32

**Mike
CRAWFORD**



Crawford's Season Averages

PPG	RPG	APG	MPG
8.3	6.0	2.5	32.3

#35

**Reggie
AGBEKO**



Agbeko's Season Averages

PPG	RPG	BPG	MPG
11.7	10.3	1.7	29.7

#33

**Elliott
WELMER**



Welmer's Season Averages

PPG	RPG	APG	MPG
9.0	4.7	0.8	26.7

BILLIKENS VS. WILDCATS

► TEAM COMPARISON

SLU	KS
68.2	76.1
75.3	59.1
-7.2	+17.0
.416	.494
.428	.368
.316	.397
.371	.333
.626	.625
-1.3	+5.4
13.0	15.9
14.8	14.4
5.8	8.6
4.2	4.4

► SERIES HISTORY

Kansas State leads the all-time series 10-9 ... last season, the Wildcats defeated the Billikens 75-47 in Manhattan ... the Billikens own a 7-4 series lead in games played in St. Louis.

1/1/29	St. Louis	W, 39-22
2/11/30	St. Louis	W, 35-28
12/13/30	St. Louis	L, 15-16
2/19/31	Manhattan	W, 26-15
12/19/31	St. Louis	W, 32-28
2/9/32	Manhattan	L, 15-29
12/10/32	St. Louis	W, 29-26
2/15/33	Manhattan	L, 24-28
12/14/48	St. Louis	W, 51-45
12/5/59	Manhattan	W, 67-58
12/7/61	St. Louis	L, 60-71
12/8/62	Manhattan	W, 59-57
12/7/63	St. Louis	L, 67-68
! 12/28/98	St. Louis	L, 63-67
12/1/99	Manhattan	L, 68-69
1/2/03	Manhattan	L, 48-65
1/3/04	St. Louis	W, 65-64
12/29/15	Manhattan	L, 47-75

! Edward Jones Dome (St. Louis, Mo.)

SLU vs. K-State – Last Game Box Score



Saint Louis 47 • 5-7

#	Player	FG	FGA	3-PT	3-PTA	FT	FTA	Rebounds	PF	TP	A	T	Bk	Stl	Min
35	AGBEKO, Reggie	1-1	0-0	1-3	0-4	4-4	3-3	0-2	0	0	2	0	0	22	
25	GILLMANN, Austin	2-8	1-6	3-4	2-2	4-4	3-8	1-1	1	1	2	1	2	30	
41	REYNOLDS, Miles	1-3	0-2	1-2	0-2	2-4	3-1	2-2	0	1	1	2	1	21	
03	YACOBBOU, Ash	6-11	1-4	1-4	2-6	8-8	2-10	3-4	0	0	0	0	0	32	
05	ROBY, Davell	2-7	1-4	0-0	0-3	3-4	5-2	0-0	0	0	1	1	0	30	
00	BARTLEY, Marcus	1-3	0-2	0-0	1-0	1-1	4-2	0-0	0	0	2	1	3	13	
11	YARBROUGH, Miik	4-10	2-5	2-4	1-3	4-4	12-3	4-0	0	0	2	0	2	25	
10	HINES, Aaron	0-0	0-0	0-0	0-0	0-0	0-0	0-2	0	0	0	1	2	2	
11	BISHOP, Jermaine	2-4	0-2	0-0	0-0	0-0	4-0	1-0	0	0	0	0	0	8	
13	NEUFELD, Matt	0-0	0-0	0-0	0-1	1-0	0-0	1-0	0	0	0	0	0	2	
22	CRAWFORD, Mike	0-4	0-3	0-0	0-3	3-0	0-0	2-0	0	0	0	0	0	15	
32	Team							3-1	4						
	Totals	17-51	5-28	8-17	9-25	34-24	47-10	19-1	7	200					

FG % 1st Half: 10-23 43.5% 2nd half: 7-28 25.0% Game: 17-51 33.3%
3PT % 1st Half: 3-14 21.4% 2nd half: 2-14 14.3% Game: 5-28 17.9%
FT % 1st Half: 5-8 62.5% 2nd half: 3-9 33.3% Game: 8-17 47.1%

Kansas State 75 • 10-2

#	Player	FG	FGA	3-PT	3-PTA	Rebounds	PF	TP	A	T	Bk	Stl	Min
		FG	FGA	FG	FGA	Off	Def	TP	A	T	Bk	Stl	Min
32	WADE, Dean	2-8	0-1	1-3	3-2	5-4	5-1	0-0	0	0	0	0	20
41	HURT, Stephen	2-6	1-1	2-2	1-4	5-1	7-0	3-0	0	0	0	0	21
03	STOKES, Kamau	3-4	1-2	4-5	0-2	2-1	11-2	1-0	1	30			
14	EDWARDS, Justin	3-7	1-5	3-4	1-5	6-6	2-10	2-1	0	2	26		
25	IWUNDU, Wesley	4-8	0-1	1-4	1-7	8-2	13-4	3-0	2	29			
04	ERVIN II, Carlie	3-3	1-1	0-0	0-2	2-2	7-4	1-0	2	16			
04	JOHNSON, D.J.	3-5	0-0	3-4	0-0	0-0	9-0	1-0	1	16			
05	BROWN, Barry	1-6	0-2	2-2	0-2	2-4	1-1	2-0	2	16			
13	WINTER, Zach	0-0	0-0	0-0	0-0	0-0	0-0	0-0	0	2			
23	FREEMAN, Ron	0-1	0-1	0-0	0-1	1-0	0-0	0-0	0	2			
33	ROHLER, Brian	1-1	0-0	0-0	0-0	0-0	2-1	0-0	1	2			
35	BUDKE, Austin	2-3	1-1	2-2	0-4	4-3	7-0	3-0	0	20			
	Team												
	Totals	26-52	5-15	18-26	8-30	38-17	75-15	14-0	11	200			

FG % 1st Half: 13-26 50.0% 2nd half: 13-26 50.0% Game: 26-52 50.0%
3PT % 1st Half: 3-8 37.5% 2nd half: 3-8 37.5% Game: 5-15 33.3%
FT % 1st Half: 7-9 77.8% 2nd half: 11-17 64.7% Game: 18-26 69.2%

Officials: James Breeding, Mark Schnur, Andrew Walton
Technical fouls: Saint Louis-None. Kansas State-None.
Attendance: 12528

Score by periods	1st	2nd	Total
Saint Louis	28	19	47
Kansas State	35	40	75

Last FG - SLU 2nd-01:03, KS 2nd-00:05.
Largest lead - SLU by 5 1st-13:49, KS by 28 2nd-00:05.
SLU led for 00:58, KS led for 28:47. Game was tied for 04:15.

SETTING THE SCENE

► Saint Louis (2-4) hosts Kansas State (6-1) at Chaifetz Arena on Saturday, Dec. 3. Game time is slated for 7 p.m.

► Saturday's game will be televised on FOX Sports Midwest Plus, with **Scott Warmann** and **Scott Highmark** on the call. FSMW Plus is FOX Sports Midwest's alternate channel. To find the channel number for your cable/satellite provider, check SLUBillikens.com. The game will also be streamed on the FOX Sports GO app and FOXSportsGo.com.

► Saturday's radio broadcast will air on 101 ESPN. As always, Billiken Hall of Famer **Bob Ramsey** provides the play-by-play, while St. Louis American Sports Editor **Earl Austin Jr.** handles the analysis.

LAST TIME OUT

► Samford hit eight first-half 3-pointers and withstood a late Saint Louis rally to post a 68-64 victory at Chaifetz Arena Tuesday night.

► **Mike Crawford** led the way for the Billikens with 16 points, followed by **Jermaine Bishop's** 15 points. **Elliott Welmer** was one rebound shy of a double-double with 10 points and nine rebounds.

► **Reggie Agbeko**, who leads the Atlantic 10 Conference in rebounding, posted 11 rebounds.

► SLU shot just 35.3 percent in the first half but improved to 51.9 percent in the second to finish at 42.6 percent for the game. Meanwhile, Samford was hot from 3-point range in the first half, connecting on 72.7 percent (8-of-11) from long range in the opening stanza. The Bulldogs were 0-for-5 from 3-point range in the second half. Neither team was able to benefit at the free-throw line as Samford shot 46.2 percent and the Billikens 53.3 percent.

TRAVIS FORD IN FIRST SEASON ON BILLIKENS' SIDELINE

► Saint Louis head coach **Travis Ford** is in his first season at SLU and 20th overall. He began his career at Campbellsville, an NAIA institution in Campbellsville, Ky. From there, Ford served five seasons as head coach at Eastern Kentucky before moving on to UMass for three seasons. He was at Oklahoma State the last eight seasons.

► Ford has been to the postseason 10 times during his coaching career, including six NCAA Tournaments.

► Ford has coached six players who have gone on to play in the NBA and five who have been named conference player of the year. A tireless recruiter, Ford and his coaching staff recruited three McDonald's All-Americans to Stillwater during his tenure at Oklahoma State.

► As a player at Kentucky, Ford helped the Wildcats to three NCAA Tournament appearances. He was a junior on the 1993 Wildcat team that advanced to the NCAA Final Four.

BILLIKENS IN THE A-10 STATISTICS

► Senior forward **Reggie Agbeko** leads the Atlantic 10 Conference in rebounding with 10.3 rpg. George Mason's Marquise Moore is second in the league with 9.8 rpg. Agbeko is fourth in the league in field-goal percentage, connecting on 58.3 percent of his shots from the field (28-of-48).

► Leading scorers **Jermaine Bishop** and **Davell Roby** are tied for 25th in the league with 12.2 ppg.

► Redshirt freshman forward **Elliott Welmer** is tied for seventh in the league in blocked shots with 1.3 bpg.

► Senior guard **Mike Crawford** is tied for 13th in the A-10 in rebounding with 6.0 rpg. He is sixth in the league on the defensive glass with 5.8 drpg.

► Sophomore guard **Jermaine Bishop** is 12th in the A-10 in assists per game (3.8), 13th in steals per game (1.5) and tied for 14th with 3-pointers made per game (1.8).

► Junior guard **Davell Roby** is 12th in the league in assist-to-turnover ratio (1.8 - 21 assists to 12 turnovers).

► The Billikens' 31 free throws made and 45 free throws attempted in the Southern Utah game are the most by an A-10 team so far this season.

► **Jermaine Bishop's** 23 field goals attempted in the BYU game are the most by an A-10 player so far this season.

MR. DOUBLE-DOUBLE

► Senior forward **Reggie Agbeko** has three double-doubles on the season.

► Agbeko became the first Billiken since **Anthony Bonner** in 1989-90 to open the season with two straight double-doubles. Agbeko finished with 12 points and 10 rebounds in the season opener against Ball State, and followed with 18 points and 14 rebounds against Southern Utah.

► In fact, Agbeko had a double-double in the first half of the Southern Utah game (13 points, 11 rebounds). That has not been done at SLU since at least the early 1990s.
 ► Agbeko now has six double-doubles in his career, and four in the last nine games dating back to last season.

ROBY/BISHOP LEADING BILLIKENS IN SCORING

► Junior guard **Davell Roby** and sophomore guard **Jermaine Bishop** lead the Billikens in scoring with 12.2 ppg apiece.
 ► Roby shoots 45.8 percent from the field (22-of-48), 41.1 percent from the arc (7-of-17) and 73.3 percent from the stripe (22-of-30).
 ► Bishop had a big game against BYU in Las Vegas, scoring a career-high 27 points to lead all scorers. He connected on 11-of-23 from the field and 4-of-9 from 3-point range. Bishop has drained a team-high 11 3-pointers on the season.

CRAWFORD CONTRIBUTING ON THE BOARDS

► Senior guard **Mike Crawford** is second on the Billikens in rebounding with 6.0 rpg. That is somewhat surprising considering he entered the season averaging 2.0 rpg for his career.
 ► He is tied for 13th in the A-10 in rebounding and ranks sixth in the league on the defensive glass with 5.8 drpg.
 ► Crawford, who has been battling an injury since the preseason, is coming off his best offensive game of the season when he scored 16 points, grabbed six rebounds and dished out five assists against Samford. He also played a career-high 38 minutes in the Samford game.

WAITING IN THE WINGS

► SLU head coach **Travis Ford** signed three NCAA Division I transfers after being named head coach. The trio will have to sit out the 2016-17 campaign, and they will begin their two years of eligibility at SLU next season. **Javon Bess** transferred to SLU from Michigan State, where he was a member of the Spartans' 2015 NCAA Final Four team. He appeared in 44 games (16 starts) during his career at Michigan State. **D.J. Foreman** is a transfer from Rutgers, where he averaged 5.9 ppg and 4.3 rpg in two seasons for the Scarlet Knights. **Adonys Henriquez**, a transfer from Central Florida, was one of the Knights' top 3-point shooters while averaging 10.5 ppg over two seasons.
 ► In the first fall signing period of Ford's tenure, the Billikens signed two four-star recruits. **Hasahn French** (Middletown, N.Y./Commonwealth Academy) and **Jordan Goodwin** (Belleville, Ill./Althoff) signed NLIs and will join the squad next season.
 ► French, a 6-foot-7 power forward, is rated as a four-star prospect by ESPN and is ranked 138th overall by Scout.com. Among power forwards, he is rated 18th by Scout.com and 24th by ESPN.com.
 ► Goodwin, a 6-foot-4 wing and a local product, is a four-star prospect on Rivals.com and ESPN.com and is No. 57 on the ESPN Top 100 recruiting rankings for the 2017 class. Scout lists Goodwin as the 52nd-best recruit nationally (10th at his position) and the state of Illinois' top player at his position.

SCOUTING KANSAS STATE

► Kansas State enters Saturday's game with a 6-1 record. The Wildcats are coming off an 80-61 win over Green Bay on Wednesday.
 ► The Wildcats picked up wins in their first five games of the season before falling to Maryland in the championship game of the Barclays Center Classic in Brooklyn, New York.
 ► Five Wildcats average double digits in scoring, led by guard **Barry Brown** who scores 14.7 ppg.
 ► Guard **Wesley Iwundu** scores 13.0 ppg, leads the team with 25 assists and averages 5.6 rpg.
 ► Forward **D.J. Johnson** scores 10.3 ppg and leads the Wildcats with a .540 shooting percentage from the floor. He is also the team's top rebounder with 6.4 rpg. Guard **Kamau Stokes** scores 10.6 ppg with a team-high 13 3-pointers, while forward **Xavier Sneed** averages 10.3 ppg off the bench for K-State.
 ► Kansas State head coach **Bruce Weber** is in his fifth season in Manhattan with an 85-55 record. In 19 career seasons, which also includes stops at Illinois and Southern Illinois, Weber is 398-210.

WHAT'S NEXT?

► The Billikens play their first true road game of the season on Tuesday, Dec. 6, when they travel to face Wichita State. Game time from Charles Koch Arena is 7 p.m., and the game will be televised on FOX Sports Midwest Plus.

QUICK FACTS

General Information

School Name Saint Louis University
 City/ZIP St. Louis, MO 63103
 Founded 1818
 Enrollment 12,914
 Nickname Billikens
 Colors Royal Blue and White
 NCAA Affiliation NCAA Division I
 Conference Atlantic 10 Conference
 President Dr. Fred Pestello
 Director of Athletics Chris May
 Faculty Athletics Representative Dr. Michael Ross
 Facility Chaifetz Arena (10,600)
 Press Row Phone (314) 977-5212
 Athletic Dept. Phone (314) 977-3177
 Ticket Office Phone (314) 977-4SLU

2016-17 Staff

Head Coach Travis Ford
 Alma Mater, Year Kentucky, 1994
 Record at School 2-4 (1st season)
 Career Record 347-261 (20 years)
 Assistant Coach Will Bailey
 Alma Mater, Year UAB, 1998
 Season at SLU First
 Assistant Coach Van Macon
 Alma Mater, Year Southampton, 1994
 Season at SLU First
 Assistant Coach Corey Tate
 Alma Mater, Year Missouri, 1997
 Season at SLU First
 Director of Basketball Operations Chris Tifft
 Alma Mater, Year Nevada, 1996
 Season at SLU First
 Director of Player Development Ford Stuenkel
 Alma Mater, Year Oklahoma State, 2016
 Season at SLU First
 Support Services Coordinator Michael Wilson
 Alma Mater, Year TCU, 2014
 Season at SLU First

2015-16 Season at a Glance

Overall Record Last Year 11-21
 Home 7-11
 Away 3-8
 Neutral 1-2
 Conference Record (Finish) 5-13 (T13th)

2016-17 Outlook

Scholarship Players Returning/Lost 9/4
 Starters Returning/Lost 3/2
 Newcomers (Scholarship players) 5

Billiken Media Relations

Assistant AD (MBB Contact) Brian Kunderman
 Email bkunderm@slu.edu
 Office 314-977-3346
 Cell 314-808-4868
 Website SLUBillikens.com
 Twitter @SLU_Billikens | @SaintLouisMBB

2016-17 INDIVIDUAL GAME HIGHS

Points

SLU: 27, Jermaine Bishop vs. BYU

OPP: 23, Franko House, Ball State

FGs Made

SLU: 11, Jermaine Bishop vs. BYU

OPP: 9, Franko House, Ball State

FGs Attempted

SLU: 23, Jermaine Bishop vs. BYU

OPP: 23, Tayler Persons, Ball State

3FGs Made

SLU: 4, twice

OPP: 4, Franko House, Ball State

3FGs Attempted

SLU: 9, Jermaine Bishop vs. BYU

OPP: 8, Cornell Johnston, Eastern Illinois

FTs Made

SLU: 10, Davell Roby vs. Southern Utah

OPP: 9, Randy Onwuasor, Southern Utah

FTs Attempted

SLU: 13, Davell Roby vs. Southern Utah

OPP: 12, Randy Onwuasor, Southern Utah

Rebounds

SLU: 14, Reggie Agbeko vs. Southern Utah

OPP: 15, Muusa Dama, Eastern Illinois

Assists

SLU: 8, Jermaine Bishop vs. Eastern Illinois

OPP: 8, Christen Cunningham, Samford

Blocks

SLU: 3, multiple players

OPP: 2, twice

Steals

SLU: 3, multiple times

OPP: 3, multiple times

SLU TEAM HIGHS/LOWS

Points

High: 76 vs. Southern Utah

Low: 57 vs. Alabama

FGs Made

High: 28 vs. Eastern Illinois

Low: 19 vs. Alabama

3FGs Made

High: 8 vs. Eastern Illinois

Low: 4, twice

FTs Made

High: 31 vs. Southern Utah

Low: 7 vs. BYU

Rebounds

High: 43 vs. Samford

Low: 32 vs. Alabama

Assists

High: 19 vs. Eastern Illinois

Low: 8 vs. Ball State and BYU

Blocks

High: 6 vs. Southern Utah

Low: 4 vs. Ball State

Steals

High: 7 vs. Ball State

Low: 3 vs. Samford

GAME-BY-GAME STARTING LINEUP

GAME

Ball State	Bishop	Roby	Crawford	Agbeko	Welmer
Southern Utah	Bishop	Roby	Crawford	Agbeko	Welmer
Eastern Illinois	Bishop	Roby	Crawford	Agbeko	Welmer
BYU	Bishop	Roby	Crawford	Agbeko	Welmer
Alabama	Bishop	Roby	Crawford	Agbeko	Welmer
Samford	Bishop	Roby	Crawford	Agbeko	Welmer
Kansas State					
Wichita State					
Chicago State					
Southern Illinois					
SIUE					
Winthrop					
Rhode Island					
La Salle					
Davidson					
Duquesne					
George Mason					
St. Bonaventure					
Dayton					
Massachusetts					
George Washington					
George Mason					
North Carolina A&T					
St. Bonaventure					
Duquesne					
Dayton					
Fordham					
VCU					
Saint Joseph's					
La Salle					
Richmond					

MISCELLANEOUS PLAYER STATS

STAT	13-14	14-15	15-16	16-17	CAREER
Double-Doubles					
Reggie Agbeko	0	1	2	3	6
Double-Digit Points					
Mike Crawford	0	10	17	1	28
Davell Roby	-	10	8	4	22
Jermaine Bishop	-	-	11	4	15
Reggie Agbeko	-	2	7	4	13
Aaron Hines	-	-	3	0	3
Elliott Welmer	-	-	-	3	3
Austin Gillmann	-	-	1	0	1
Jalen Johnson	-	-	-	1	1
Double-Digit Rebounds					
Reggie Agbeko	0	1	4	5	10
Mike Crawford	0	0	1	0	1
Led team in Scoring (includes ties)					
Mike Crawford	0	4	6	1	11
Davell Roby	-	3	4	3	10
Jermaine Bishop	-	-	6	1	7
Reggie Agbeko	0	2	2	1	5

SPECIALTY STATS

	Points in Paint	Points Off TO	2nd Chance	Fast Break	Bench	SLU's Largest Lead	SLU's Largest Deficit	Times Tied	Lead Changes	Margins Half	Margins Final
Ball State	26/24	9/26	9/15	5/6	25/29	None	27 (2nd, 18:31)	1	0	-24	-21
Southern Utah	30/26	21/8	19/16	8/2	18/31	16 (2nd, 1:10)	4 (1st, 6:58)	5	5	+5	+12
Eastern Illinois	36/20	13/12	11/11	10/3	5/16	6 (2nd, 11:17)	11 (1st, 00:00)	5	11	-11	+5
vs. BYU	32/58	17/18	9/15	2/4	15/27	None	30 (2nd, 00:00)	0	0	-7	-30
vs. Alabama	22/20	6/26	7/9	4/2	15/23	9 (2nd, 5:25)	5 (2nd, 00:08)	9	10	+1	-5
Samford	32/24	9/17	8/8	5/3	11/18	2 (1st, 19:43)	15 (1st, 1:26)	1	3	-11	-4
Kansas State											
at Wichita State											
Chicago State											
at Southern Illinois											
SIUE											
Winthrop											
Rhode Island											
at La Salle											
Davidson											
at Duquesne											
at George Mason											
St. Bonaventure											
at Dayton											
Massachusetts											
at George Washington											
George Mason											
North Carolina A&T											
at St. Bonaventure											
Duquesne											
Dayton											
at Fordham											
at VCU											
Saint Joseph's											
La Salle											
at Richmond											

Stats listed as SLU/Opponent

2016-17 ROSTER

NUMERICAL ROSTER

NO.	NAME	POS.	HT.	WT.	YR.	HOMETOWN (PREVIOUS SCHOOLS)
1	D.J. Foreman	F	6-8	240	RJr.	Spring Valley, N.Y. (Rutgers) (Massanutten Military Academy)
3	Javon Bess	G/F	6-5	220	RJr.	Columbus, Ohio (Michigan State) (Gahanna Lincoln)
5	Davell Roby	G	6-4	200	Jr.	Memphis, Tenn. (White Station)
10	Adonys Henriquez	G	6-6	210	RJr.	Orlando, Fla. (Central Florida) (Orlando Christian Prep)
11	Jermaine Bishop	G	6-1	180	So.	Queens, N.Y. (Holy Cross)
13	Matt Neufeld	C	6-11	230	So.	Victoria, British Columbia (Sunrise Christian Academy)
20	Jalen Johnson	F	6-7	200	Fr.	Baton Rouge, La. (University Laboratory School)
21	Markos Psimitis	G	6-5	205	RSo.	Mytilene, Greece (Harris-Stowe) (Experimental HS)
23	Zeke Moore	G/F	6-6	185	Fr.	St. Louis, Mo. (Riverview Gardens)
24	Aaron Hines	G	6-0	175	RJr.	St. Louis, Mo. (Parkway North)
25	Austin Gillmann	C	6-10	220	Jr.	St. Louis, Mo. (Oakville)
32	Mike Crawford	G	6-4	200	Sr.	Tipton, Ind. (Tipton)
33	Elliott Welmer	F	6-9	220	RFr.	Columbus, Ind. (Bridgton Academy)
35	Reggie Agbeko	F	6-7	235	Sr.	Buffalo, N.Y. (South Kent School)

ALPHABETICAL ROSTER

NO.	NAME	POS.	HT.	WT.	YR.	HOMETOWN (PREVIOUS SCHOOL)
35	Reggie Agbeko	F	6-7	235	Sr.	Buffalo, N.Y. (South Kent School)
3	Javon Bess	G/F	6-5	220	RJr.	Columbus, Ohio (Michigan State) (Gahanna Lincoln)
11	Jermaine Bishop	G	6-1	180	So.	Queens, N.Y. (Holy Cross)
32	Mike Crawford	G	6-4	200	Sr.	Tipton, Ind. (Tipton)
1	D.J. Foreman	F	6-8	240	RJr.	Spring Valley, N.Y. (Rutgers) (Massanutten Military Academy)
25	Austin Gillmann	C	6-10	220	Jr.	St. Louis, Mo. (Oakville)
10	Adonys Henriquez	G	6-6	210	RJr.	Orlando, Fla. (Central Florida) (Orlando Christian Prep)
24	Aaron Hines	G	6-0	175	RJr.	St. Louis, Mo. (Parkway North)
20	Jalen Johnson	F	6-7	200	Fr.	Baton Rouge, La. (University Laboratory School)
23	Zeke Moore	G/F	6-6	185	Fr.	St. Louis, Mo. (Riverview Gardens)
13	Matt Neufeld	C	6-11	230	So.	Victoria, British Columbia (Sunrise Christian Academy)
21	Markos Psimitis	G	6-5	205	RSo.	Mytilene, Greece (Harris-Stowe) (Experimental HS)
5	Davell Roby	G	6-4	200	Jr.	Memphis, Tenn. (White Station)
33	Elliott Welmer	F	6-9	220	RFr.	Columbus, Ind. (Bridgton Academy)

PRONUNCIATIONS

Reggie Agbeko • Ag-beck-oh

Adonys Henriquez • Uh-DON-iss Hen-REE-kezz

Matt Neufeld • New-feld

Markos Psimitis • Pss-uh-me-tiss (the 'P' is NOT silent)

SAINT LOUIS STAFF

Head Coach: Travis Ford

Assistant Coach: Will Bailey

Assistant Coach: Van Macon

Assistant Coach: Corey Tate

Director of Basketball Operations: Chris Tiff

Director of Player Development: Ford Stuen

Support Services Coordinator: Michael Wilson

Graduate Assistants: Danté Milligan, Brian Petruzzelli




D.J. Foreman
RJR. • F • 6-8 • 240



Javon Bess
RJR. • F • 6-5 • 220



Davell Roby
Jr. • G • 6-4 • 200



Adonys Henriquez
RJR. • G • 6-6 • 210




Jermaine Bishop
So. • G • 6-1 • 180



Matt Neufeld
So. • C • 6-11 • 230




Jalen Johnson
Fr. • F • 6-7 • 200




Markos Psimitis
RSo. • G • 6-5 • 205




Zeke Moore
Fr. • G/F • 6-6 • 185




Aaron Hines
RJR. • G • 6-0 • 175



Austin Gillmann
Jr. • C • 6-10 • 220



Mike Crawford
Sr. • G • 6-4 • 200



Elliott Welmer
RJR. • F • 6-9 • 220



Reggie Agbeko
Sr. • F • 6-7 • 235



Travis Ford
Head Coach



Will Bailey
Assistant Coach



Van Macon
Assistant Coach



Corey Tate
Assistant Coach

Head Coach **TRAVIS FORD**



Saint Louis University head coach Travis Ford is in his first season on the Billikens' sideline, and his 20th overall.

In 19 previous seasons as a collegiate head coach, Ford has a 347-261 record. He has had head-coaching stints at Oklahoma State (eight years, 2008-16), Massachusetts (three years, 2005-08), Eastern Kentucky (five years, 2000-05) and Campbellsville. Ford has led his team to the NCAA Tournament six times. He has coached six players who have gone on to play in the NBA and five who have been named conference player of the year.

Most recently, Ford spent eight seasons as head coach at Oklahoma State University and led the Cowboys to a 155-111 record and five NCAA Tournament appearances, including three in the last four years. He recruited three McDonald's All-Americans to Stillwater during his tenure.

Ford is familiar with the Atlantic 10 Conference, having spent three years as head coach at the University of Massachusetts. He led the Minutemen to 20-win seasons in 2006-07 (A-10 regular-season co-champions, NIT second round) and 2007-08 (NIT finalist). UMass defeated Syracuse and Florida in the 2008 NIT quarterfinals and semifinals, respectively.

Over the span of five seasons at Eastern Kentucky, Ford engineered a turnaround that saw the Colonels post 22 victories his final year after they registered seven in each of his first two seasons. In 2004-05, EKU won the Ohio Valley Conference title to give the program its first NCAA Tournament appearance in 26 years.

Ford began his first foray into coaching in 1997 with a three-year stint at Campbellsville University, an NAIA school in Kentucky.

Ford played the majority of his collegiate career at the University of Kentucky, helping the Wildcats to NCAA Tournament appearances in each of his three seasons (1992, 1993, 1994). He was a junior on the 1993 Wildcat team that advanced to the NCAA Final Four. Ford transferred to Kentucky after one season (1989-90) at the University of Missouri.

Ford is a native of Madisonville, Ky. He and his wife, Heather, have three children: Brooks, Kyleigh and Shane. Ford earned a bachelor's degree in communications at the University of Kentucky in 1994.

FORD'S YEAR-BY-YEAR

Year	School	Overall	Postseason
Head Coach			
1997-98	Campbellsville	16-17	
1998-99	Campbellsville	28-3	
1999-00	Campbellsville	23-11	
2000-01	Eastern Kentucky	7-19	
2001-02	Eastern Kentucky	7-20	
2002-03	Eastern Kentucky	11-17	
2003-04	Eastern Kentucky	14-15	
2004-05	Eastern Kentucky	22-9	NCAA 1st Round
2005-06	Massachusetts	13-15	
2006-07	Massachusetts	24-9	NIT 2nd Round
2007-08	Massachusetts	25-11	NIT Runner-Up
2008-09	Oklahoma State	23-12	NCAA 2nd Round
2009-10	Oklahoma State	22-11	NCAA
2010-11	Oklahoma State	20-14	NIT 2nd Round
2011-12	Oklahoma State	15-18	
2012-13	Oklahoma State	24-9	NCAA
2013-14	Oklahoma State	21-13	NCAA
2014-15	Oklahoma State	18-14	NCAA
2015-16	Oklahoma State	12-20	
2016-17	Saint Louis	2-4	In progress...
TOTAL	20 yrs.	347-261	
Player			
1989-90	Missouri	29-8	NCAA Sweet Sixteen
1991-92	Kentucky	29-7	NCAA Elite Eight
1992-93	Kentucky	30-4	NCAA Final Four
1993-94	Kentucky	27-7	NCAA Round of 32





35 • REGGIE AGBEKO



Senior • Forward • 6-7 • 235 • Buffalo, N.Y. • South Kent School | MAJOR: Communication

SEASON HIGHLIGHTS | Gathered a team-high 11 rebounds and added two blocks against Samford ... turned in a double-double with 10 points and 10 boards vs. Alabama ... had 10 rebounds against BYU ... was 9-of-12 from the field en route to 18 points against EIU ... turned in his fifth career double-double with 18 points and 14 boards against Southern Utah ... is the first Billiken since Anthony Bonner to open the season with two-straight double-doubles ... also posted a career-high three blocks against the Thunderbirds ... scored 12 points and grabbed 10 rebounds in the season opener against Ball State ... scored 15 points and grabbed 18 rebounds in 19 minutes of action in the exhibition game against Greenville.

2015-16 • Junior | Appeared in all 32 games and earned 28 starts ... led the Billikens in rebounding with 6.2 rpg (14th in the Atlantic 10 Conference) and averaged 6.3 ppg ... first on the team in field-goal percentage (.570, 81-of-142), the second-best mark all-time for a junior in school history ... led the Billikens in rebounding in 13 games, including the final four games of the season ... recorded two double-doubles ... set career highs of 20 points and 16 rebounds against St. Bonaventure ... was 9-of-11 from the field against the Bonnies ... recorded 12 points on 6-of-8 shooting in the win against Davidson and added 12 rebounds for his first double-double of the season ... scored 12 points and pulled down nine rebounds in the win against North Florida ... corralled 10 rebounds in the win at UMass ... scored 12 points and recorded eight rebounds in the win at George Mason ... chipped in 11 points and grabbed eight boards in the season-opening win against Hartford.

2014-15 • Sophomore | Appeared in all 32 games and started nine times ... averaged 3.7 ppg and 3.5 rpg ... shot 52.4 percent (43-82) from the floor ... collected his first career double-double in the regular-season finale at Richmond, posting season highs of 13 points and 11 rebounds ... pulled down a team-high nine rebounds in the A-10 Tournament game against Duquesne.

2013-14 • Freshman | Saw action in 17 games, including two starts ... had his first-career start in the Old Dominion game and scored a career-high five points ... pulled down four rebounds and hit the only shot he took from the field in the win against Oral Roberts ... scored three points and had four rebounds in the win against Yale.

Previous | Spent a year at South Kent School, a prep school in Connecticut that plays in the New England Preparatory School Athletic Council, one of the premier prep leagues in the country ... earned second-team All-NEPSAC honors at South Kent ... played the previous two seasons at St. Joseph's College Institute in Buffalo, N.Y. ... averaged a double-double over two seasons with the Marauders ... native of Ghana who moved to Buffalo, N.Y., in 2010.

AGBEKO'S 2016-17 GAME-BY-GAME STATS

Opponent	Date	gs	min	Total		3-Pointers		Free throws		Rebounds			pf	a	t/o	blk	stl	pts	avg	
				fg-fga	pct	3fg-fga	pct	ft-fa	pct	off	def	tot								avg
BALL STATE	11/11/16	*	25	4-9	.444	0-0	.000	4-6	.667	5	5	10	10.0	4	0	3	0	12	12.0	
SOUTHERN UTAH	11/14/16	*	30	5-5	1.000	0-0	.000	8-11	.727	3	11	14	12.0	3	1	3	0	18	15.0	
EASTERN ILLINOIS	11/17/16	*	30	9-12	.750	0-0	.000	0-0	.000	3	4	7	10.3	5	0	3	1	0	18	16.0
vs BYU	11/21/16	*	23	3-6	.500	0-0	.000	0-3	.000	3	7	10	10.3	4	0	2	0	6	13.5	
vs Alabama	11/23/16	*	34	5-6	.833	0-0	.000	0-0	.000	2	8	10	10.2	4	1	2	1	0	10	12.8
SAMFORD	11/29/16	*	36	2-10	.200	0-0	.000	2-4	.500	2	9	11	10.3	4	1	1	2	0	6	11.7
Totals		6	178	28-48	.583	0-0	.000	14-24	.583	18	44	62	10.3	24	3	14	7	0	70	11.7

Games played: 6
Minutes/game: 29.7
Points/game: 11.7
FG Pct: 58.3
FT Pct: 58.3

Rebounds/game: 10.3
Assists/game: 0.5
Turnovers/game: 2.3
Assist/turnover ratio: 0.2
Blocks/game: 1.2

SEASON/CAREER HIGHS

POINTS

SEASON: 18, twice
CAREER: 20 vs. St. Bona, 3/5/16

REBOUNDS

SEASON: 14 vs. S. Utah, 11/14/16
CAREER: 16 vs. St. Bona, 3/5/16

ASSISTS

SEASON: 1, twice
CAREER: 2 vs. Indiana St., 12/19/15

STEALS

SEASON:
CAREER: 3 vs. Ala. A&M, 12/12/15

BLOCKS

SEASON: 3 vs. S. Utah, 11/14/16
CAREER: 3 vs. S. Utah, 11/14/16

FIELD GOALS MADE

SEASON: 9 vs. EIU, 11/17/16
CAREER: 9, twice

FIELD GOAL ATTEMPTS

SEASON: 12 vs. EIU, 11/17/16
CAREER: 12 vs. EIU, 11/17/16

3-PT. FIELD GOALS MADE

SEASON:
CAREER:

3-PT. FIELD GOALS ATTEMPTED

SEASON:
CAREER:

FREE THROWS MADE

SEASON: 8 vs. S. Utah, 11/14/16
CAREER: 8 vs. S. Utah, 11/14/16

FREE THROWS ATTEMPTED

SEASON: 11 vs. S. Utah, 11/14/16
CAREER: 11 vs. S. Utah, 11/14/16

MINUTES PLAYED

SEASON: 36 vs. Samford, 11/29/16
CAREER: 38 at George Mason, 2/17/16

AGBEKO'S CAREER STATISTICS

Season	gp-gs	min/avg	Total		3-Point		F-Throws		Rebounds											Scoring	
			fg-fga	pct	fg-fga	pct	ft-fa	pct	off	def	tot	avg	pf	fo	ast	to	blk	stl	pts	avg	
2013-14	17-2	95/5.6	13-17	.765	0-0	.000	2-7	.286	6	18	24	1.4	9	0	2	6	1	1	28	1.6	
2014-15	32-9	455/14.2	43-82	.524	0-0	.000	31-51	.608	38	74	112	3.5	46	0	2	30	0	7	117	3.7	
2015-16	32-28	778/24.3	81-142	.570	0-0	.000	41-65	.631	60	137	197	6.2	73	1	9	48	12	17	203	6.3	
2016-17	6-6	178/29.7	28-48	.583	0-0	.000	14-24	.583	18	44	62	10.3	24	1	3	14	7	0	70	11.7	
TOTAL	87-45	1506/17.3	165-289	.571	0-0	.000	88-147	.599	122	273	395	4.5	152	2	16	98	20	25	418	4.8	



11 • JERMAINE BISHOP



Sophomore • Guard • 6-1 • 180 • Queens, N.Y. • Holy Cross HS | MAJOR: Deciding

SEASON HIGHLIGHTS | Finished with 15 points and two 3-pointers against Samford ... registered a career-high 27 points on 11-of-23 shooting against BYU ... eclipsed his career assists high for the second straight game with eight assists against Eastern Illinois ... also had 14 points against the Panthers ... had a career-high seven assists against Southern Utah and added 13 points ... hit one free throw and dished out three assists against Ball State ... scored 13 points and dished out a team-high five assists against Greenville.

2015-16 • Freshman | A-10 All-Rookie team selection ... third on the Billikens with 8.9 ppg and led the squad with 11.7 ppg in Atlantic 10 Conference tilts ... second on the team with 2.3 assists per game ... first Billiken since 2009 to claim three A-10 Rookie of the Week honors (Jan. 18, Jan. 25, Feb. 22) ... his free-throw percentage (.864, 51-of-59) was sixth all-time in SLU history and the top mark by a freshman in SLU annals ... scored 20 or more points three times and scored in double figures on 11 occasions ... led the Billikens in scoring in six games ... scored a then-career-high 23 points, grabbed six rebounds and dished out six assists in the win against Davidson ... drained a career-best 10 field goals, including the game-winning shot late in overtime, en route to 20 points at George Mason ... erupted for 21 points thanks in part to a 9-of-10 performance from the charity stripe at Duquesne.

Previous | Prepped at Holy Cross High School in Queens, N.Y. ... as a senior, averaged 20.6 points and 5.3 assists per game while helping the Knights to an appearance in the Catholic High School Athletic Association (CHSAA) AA intersectional semifinals, the squad's deepest run since 2012 ... named to the MSG Varsity 2015 All-New York City City team, which includes public and Catholic school players ... scored 15 points in the Mayor's Cup, an all-star game that features players from New York City's Public Schools Athletic League against the CHSAA ... graduated as Holy Cross' third-leading varsity scorer with 1,375 career points.

SEASON/CAREER HIGHS

POINTS

SEASON: 27 vs. BYU, 11/21/16

CAREER: 27 vs. BYU, 11/21/16

REBOUNDS

SEASON: 3, three times

CAREER: 6, twice

ASSISTS

SEASON: 7 vs. EIU, 11/17/16

CAREER: 7 vs. EIU, 11/17/16

STEALS

SEASON: 2, three times

CAREER: 2, five times

BLOCKS

SEASON: 2 vs. EIU, 11/17/16

CAREER: 2 vs. EIU, 11/17/16

FIELD GOALS MADE

SEASON: 11 vs. BYU, 11/21/16

CAREER: 11 vs. BYU, 11/21/16

FIELD GOALS ATTEMPTED

SEASON: 23 vs. BYU, 11/21/16

CAREER: 23 vs. BYU, 11/21/16

3-PT. FIELD GOALS MADE

SEASON: 4 vs. BYU, 11/21/16

CAREER: 4, twice

3-PT. FIELD GOALS ATTEMPTED

SEASON: 9 vs. BYU, 11/21/16

CAREER: 9, twice

FREE THROWS MADE

SEASON: 2 vs. EIU, 11/17/16

CAREER: 9 at Duquesne, 1/13/16

FREE THROWS ATTEMPTED

SEASON: 3 vs. EIU, 11/17/16

CAREER: 10 at Duquesne, 1/13/16

MINUTES PLAYED

SEASON: 35, three times

CAREER: 42 at G. Mason, 2/17/16

BISHOP'S 2016-17 GAME-BY-GAME STATS

Opponent	Date	gs	min	Total		3-Pointers		Free throws		Rebounds				pf	a	t/o	blk	stl	pts	avg	
				fg-fga	pct	3fg-fga	pct	ft-fa	pct	off	def	tot	avg								
BALL STATE	11/11/16	*	26	0-7	.000	0-1	.000	1-2	.500	0	3	3	3.0	2	3	0	0	1	1	1.0	
SOUTHERN UTAH	11/14/16	*	35	5-14	.357	2-4	.500	1-1	1.000	0	1	1	2.0	4	7	4	0	1	13	7.0	
EASTERN ILLINOIS	11/17/16	*	35	5-14	.357	2-4	.500	2-3	.667	0	3	3	2.3	1	8	4	2	2	14	9.3	
vs BYU	11/21/16	*	35	11-23	.478	4-9	.444	1-2	.500	0	3	3	2.5	3	2	5	0	2	27	13.8	
vs Alabama	11/23/16	*	22	1-5	.200	1-2	.500	0-0	.000	0	0	0	2.0	4	1	4	0	1	3	11.6	
SAMFORD	11/29/16	*	32	6-11	.545	2-6	.333	1-1	1.000	1	1	2	2.0	4	2	5	1	2	15	12.2	
Totals			6	185	28-74	.378	11-26	.423	6-9	.667	1	11	12	2.0	18	23	22	3	9	73	12.2

Games played: 6
Minutes/game: 30.8
Points/game: 12.2
FG Pct: 37.8
3FG Pct: 42.3
FT Pct: 66.7

Rebounds/game: 2.0
Assists/game: 3.8
Turnovers/game: 3.7
Assist/turnover ratio: 1.0
Steals/game: 1.5
Blocks/game: 0.5

BISHOP'S CAREER STATISTICS

			Total		3-Point		F-Throws		Rebounds											Scoring	
Season	gp-gs	min/avg	fg-fga	pct	fg-fga	pct	ft-fa	pct	off	def	tot	avg	pf	fo	ast	to	blk	stl	pts	avg	
2015-16	27-16	561/20.8	80-197	.406	29-89	.326	51-59	.864	7	46	53	2.0	33	0	62	45	2	10	240	8.9	
2016-17	6-6	185/30.8	28-74	.378	11-26	.423	6-9	.667	1	11	12	2.0	18	0	23	22	3	9	73	12.2	
TOTAL	33-22	746/22.6	108-271	.399	40-115	.348	57-68	.838	8	57	65	2.0	51	0	85	67	5	19	313	9.5	



32 • MIKE CRAWFORD



Senior • Guard • 6-4 • 200 • Tipton, Ind. • Tipton HS | MAJOR: Master of Acct. candidate

SEASON HIGHLIGHTS | Scored a season-high 16 points against Samford ... also posted six rebounds and five assists against the Bulldogs ... turned in nine points and six rebounds in both games in Vegas ... scored seven points and grabbed eight rebounds against Southern Utah ... had five points against Ball State.

2015-16 • Junior | Atlantic 10 Conference All-Academic team selection for the second year in a row ... played in all 32 games and made 28 starts ... second on the Billikens with 10.3 ppg, which included 11.0 ppg during A-10 games ... Billikens' top 3-point shooter, leading the team in 3-pointers made (43) and attempted (127) ... led the Billikens in scoring in six games, scored in double figures 17 times and scored 20 or more points in four games ... scored a career-high 22 points against George Mason on 10-of-19 shooting from the field ... buried a late 3-pointer and finished with 20 points in the Billikens' win against George Washington ... hit all six of his shots from the field and all three 3-point attempts en route to 21 points against Fordham ... also registered a career-best four steals against the Rams ... scored a then-career-high 20 points against Louisville on 7-of-9 shooting from the field and 4-of-5 shooting from the arc ... registered a team-leading 17 points in the season-opening win against Hartford.

2014-15 • Sophomore | Atlantic 10 Conference All-Academic team selection ... appeared in all 32 games and had one start ... third on the team in scoring with 7.3 ppg ... led all guards with a .464 shooting percentage from the floor ... his .797 percent shooting mark from the free-throw line led the team and was the sixth-best mark for a sophomore in SLU history ... pumped in a season-high 19 points against Texas Pan-American on 4-of-8 shooting from the field, 3-of-4 from 3-point range and 8-of-10 from the line ... recorded 16 points against Duquesne in the A-10 Tournament ... corralled a career-high eight rebounds at Richmond.

2013-14 • Freshman | Played in 24 games ... appeared in all but two A-10 games, averaging nearly 10 minutes per game during the conference season ... nine of his 17 field goals were 3-pointers ... hit two crucial second-half 3s in the victory against St. Bonaventure ... scored a season-high eight points against Southeast Missouri State, his first game in a Billiken uniform .

Previous | All-State performer and Indiana Mr. Basketball candidate ... graduated as Tipton's all-time leading scorer with 2,104 career points, which ranked among the top 30 in Indiana prep history ... led the Blue Devils to three consecutive berths in the Indiana Class 2A final four ... in his four years, helped Tipton forge a remarkable 93-14 record ... as a senior, averaged 27.7 ppg and 8.9 rpg in leading Tipton to a school-record 25 wins and its third straight Class 2A regional title ... scored 35 points on 11-of-22 shooting and 10-of-11 from the line in a win against No. 8 Kokomo (Class 4A) ... as a junior, was the Blue Devils' top 3-point shooter and averaged more than 20.0 ppg and 6.0 rpg ... Indiana Junior All-Star selection ... one of just 12 players in his school's history to reach 1,000 points for his career ... academic first-team selection by the Indiana Basketball Coaches Association.

SEASON/CAREER HIGHS

POINTS

SEASON: 16 vs. Samford, 11/29/16
CAREER: 22 vs. George Mason, 1/17/16

REBOUNDS

SEASON: 8 vs. S. Utah, 11/14/16
CAREER: 10 vs. Dayton, 2/23/16

ASSISTS

SEASON: 5 vs. Samford, 11/29/16
CAREER: 5, twice

STEALS

SEASON: 2 vs. EIU, 11/17/16
CAREER: 4 vs. Fordham, 2/20/16

BLOCKS

SEASON: 1 vs. BYU, 11/21/16
CAREER: 1, three times

FIELD GOALS MADE

SEASON: 7 vs. Samford, 11/29/16
CAREER: 10 vs. George Mason, 1/17/16

FIELD GOAL ATTEMPTS

SEASON: 14 vs. Samford, 11/29/16
CAREER: 19, twice

3-PT. FIELD GOALS MADE

SEASON: 3 vs. BYU, 11/21/16
CAREER: 4, four times

3-PT. FIELD GOALS ATTEMPTED

SEASON: 7 vs. Samford, 11/29/16
CAREER: 8, four times

FREE THROWS MADE

SEASON: 3 vs. Ball State, 11/11/16
CAREER: 8 vs. UTPA, 12/17/14

FREE THROWS ATTEMPTED

SEASON: 4, three times
CAREER: 10 vs. UTPA, 12/17/14

MINUTES PLAYED

SEASON: 38 vs. Samford, 11/29/16
CAREER: 38 vs. Samford, 11/29/16

CRAWFORD'S 2016-17 GAME-BY-GAME STATS

Opponent	Date	gs	min	Total		3-Pointers		Free throws		Rebounds				pf	a	t/o	blk	stl	pts	avg	
				fg-fga	pct	3fg-fga	pct	ft-fa	pct	off	def	tot	avg								
BALL STATE	11/11/16	*	32	1-8	.125	0-6	.000	3-4	.750	0	3	3	3.0	1	1	2	0	1	5	5.0	
SOUTHERN UTAH	11/14/16	*	31	2-6	.333	1-3	.333	2-4	.500	0	8	8	5.5	5	0	0	0	0	7	6.0	
EASTERN ILLINOIS	11/17/16	*	30	1-4	.250	0-2	.000	2-4	.500	0	7	7	6.0	1	4	1	0	2	4	5.3	
vs BYU	11/21/16	*	29	3-12	.250	1-2	.500	2-2	1.000	1	5	6	6.0	1	3	4	1	1	9	6.3	
vs Alabama	11/23/16	*	34	3-9	.333	1-4	.250	2-3	.667	0	6	6	6.0	3	2	2	0	0	9	6.8	
SAMFORD	11/29/16	*	38	7-14	.500	1-7	.143	1-1	1.000	0	6	6	6.0	2	5	3	0	1	16	8.3	
Totals			6	194	17-53	.321	4-24	.167	12-18	.667	1	35	36	6.0	13	15	12	1	5	50	8.3

Games played: 6
Minutes/game: 32.3
Points/game: 8.3
FG Pct: 32.1
3FG Pct: 16.7
FT Pct: 66.7

Rebounds/game: 6.0
Assists/game: 2.5
Turnovers/game: 2.0
Assist/turnover ratio: 1.3
Steals/game: 0.8
Blocks/game: 0.2

CRAWFORD'S CAREER STATISTICS

			Total		3-Point		F-Throws		Rebounds										Scoring	
Season	gp-gs	min/avg	fg-fga	pct	fg-fga	pct	ft-fa	pct	off	def	tot	avg	pf	fo	ast	to	blk	stl	pts	avg
2013-14	24-0	180/7.5	17-43	.395	9-21	.429	5-7	.714	1	13	14	0.6	17	0	10	11	0	4	48	2.0
2014-15	32-1	609/19.0	77-166	.464	25-66	.379	55-69	.797	15	37	52	1.6	48	1	33	31	1	10	234	7.3
2015-16	32-28	860/26.9	110-257	.428	43-127	.339	67-84	.798	17	96	113	3.5	59	0	31	38	1	23	330	10.3
2016-17	6-6	194/32.3	17-53	.321	4-24	.167	12-18	.667	1	35	36	6.0	13	1	15	12	1	5	50	8.3
TOTAL	94-35	1843/19.6	221-519	.426	81-238	.340	139-178	.781	34	181	215	2.3	137	2	89	92	3	42	662	7.0



25 • AUSTIN GILLMANN



Junior • Center • 6-10 • 220 • St. Louis, Mo. • Oakville HS | MAJOR: Business Administration

SEASON HIGHLIGHTS | Hit his lone shot from the field in the Samford game ... scored two points in five minutes of playing time against Southern Utah ... posted one block in eight minutes of action against Ball State ... had five points, seven rebounds, four assists, two steals and two blocks in 20 minutes of action against Greenville.

2015-16 • Sophomore | Appeared in 16 games (14 starts) before suffering a foot injury that required him to miss the final 15 games ... averaged 3.4 ppg and 1.9 rpg ... second on the Billikens with 11 blocked shots ... recorded a career-high 12 points on 4-of-5 shooting from the field (3-of-4 from 3-point range) against Wichita State ... scored eight points and pulled down four rebounds at Kansas State ... turned in seven points on 3-of-4 shooting in the win against Alabama A&M.

2014-15 • Freshman | Appeared in all 32 games (nine starts) and started the final six games of the season ... scored five points and pulled down a career-high eight rebounds against St. Bonaventure ... chipped in seven points, thanks in part to a pair of treys, against George Mason ... scored a season-high nine points on 3-of-5 shooting from the field (2-of-4 from 3-point range) against Wichita State ... earned the first start of his career in the North Carolina A&T matchup ... scored six points and gathered four rebounds in his collegiate debut against Southern Illinois.

Previous | Four-year starting center from Oakville High School, which is located in a suburb of St. Louis ... as a senior, led the Tigers with 16.3 points and 9.6 rebounds ... averaged 3.7 blocks and shot 65 percent from the field ... earned All-Conference honors as a junior after averaging 12.7 points and 8.9 rebounds ... turned in 13.2 points and 9.9 rebounds as a sophomore and 8.1 points and 6.4 boards as a freshman ... four-time All-Conference selection at Oakville ... played for the St. Louis Gateway AAU club.

SEASON/CAREER HIGHS

POINTS

SEASON: 2, three times
CAREER: 12 vs. Wichita St., 12/5/15

REBOUNDS

SEASON: 2, three times
CAREER: 8 vs. St. Bona, 3/4/15

ASSISTS

SEASON: 1 vs. EIU, 11/17/16
CAREER: 4, twice

STEALS

SEASON:
CAREER: 2 at Kansas St., 12/29/15

BLOCKS

SEASON: 1 vs. Ball State, 11/11/16
CAREER: 3 at SIUE, 1/10/15

FIELD GOALS MADE

SEASON: 1, twice
CAREER: 4 vs. Wichita St., 12/5/15

FIELD GOAL ATTEMPTS

SEASON: 2, twice
CAREER: 9 vs. SDSU, 12/9/14

3-PT. FIELD GOALS MADE

SEASON:
CAREER: 3 vs. Wichita St., 12/5/15

3-PT. FIELD GOALS ATTEMPTED

SEASON: 1 vs. EIU, 11/17/16
CAREER: 6 at Kansas St., 12/29/15

FREE THROWS MADE

SEASON:
CAREER: 3 at Kansas St., 12/29/15

FREE THROWS ATTEMPTED

SEASON:
CAREER: 4 at Kansas St., 12/29/15

MINUTES PLAYED

SEASON: 10 vs. EIU, 11/17/16
CAREER: 30 at Kansas St., 12/29/15

GILLMANN'S 2016-17 GAME-BY-GAME STATS

Opponent	Date	gs	min	Total		3-Pointers		Free throws		Rebounds				pf	a	t/o	blk	stl	pts	avg
				fg-fga	pct	3fg-fga	pct	ft-fa	pct	off	def	tot	avg							
BALL STATE	11/11/16	8		0-0	.000	0-0	.000	0-0	.000	0	0	0	0.0	3	0	1	1	0	0	0.0
SOUTHERN UTAH	11/14/16	5		1-2	.500	0-0	.000	0-0	.000	1	0	1	0.5	1	0	0	0	0	2	1.0
EASTERN ILLINOIS	11/17/16	10		0-2	.000	0-1	.000	0-0	.000	0	2	2	1.0	1	1	0	0	0	0	0.7
vs BYU	11/21/16	8		0-0	.000	0-0	.000	0-0	.000	0	0	0	0.8	5	0	0	0	0	0	0.5
vs Alabama	11/23/16	4		1-1	1.000	0-0	.000	0-0	.000	1	1	2	1.0	0	0	0	0	0	2	0.8
SAMFORD	11/29/16	6		1-1	1.000	0-0	.000	0-0	.000	1	1	2	1.2	1	0	0	0	0	2	1.0
Totals		0	41	3-6	.500	0-1	.000	0-0	.000	3	4	7	1.2	11	1	1	1	0	6	1.0

Games played: 6
Minutes/game: 6.8
Points/game: 1.0
FG Pct: 50.0
3FG Pct: 0.0

Rebounds/game: 1.2
Assists/game: 0.2
Turnovers/game: 0.2
Assist/turnover ratio: 1.0
Blocks/game: 0.2

GILLMANN'S CAREER STATISTICS

			Total		3-Point		F-Throws		Rebounds											Scoring	
Season	gp-gs	min/avg	fg-fga	pct	fg-fga	pct	ft-fa	pct	off	def	tot	avg	pf	fo	ast	to	blk	stl	pts	avg	
2014-15	32-9	496/15.5	44-99	.444	16-46	.348	9-18	.500	15	52	67	2.1	54	1	34	33	12	4	113	3.5	
2015-16	16-14	280/17.5	19-48	.396	7-23	.304	10-14	.714	9	21	30	1.9	41	0	14	11	11	6	55	3.4	
2016-17	6-0	41/6.8	3-6	.500	0-1	.000	0-0	.000	3	4	7	1.2	11	1	1	1	1	0	6	1.0	
TOTAL	54-23	817/15.1	66-153	.431	23-70	.329	19-32	.594	27	77	104	1.9	106	2	49	45	24	10	174	3.2	



24 • AARON HINES



RJr. • Guard • 6-0 • 175 • St. Louis, Mo. • Parkway North HS | MAJOR: Business Administration

SEASON HIGHLIGHTS | Had five points, including a 3-pointer, against Alabama ... scored six points in each of the first two games against Ball State and Southern Utah ... turned in 13 points on 5-of-7 shooting from the field against Greenville.

2015-16 • RS Sophomore | Appeared in 23 games and made 15 starts ... scored 4.0 ppg, including 5.1 ppg in Atlantic 10 Conference games ... third on the Billikens with 2.0 assists per game ... scored a career-high 18 points (6-of-9 from the field) in the Billikens' win against Davidson ... scored 14 points (including his first career field goal) and was 7-of-7 from the charity stripe against George Mason, his first career start ... registered his first collegiate points with a pair of free throws at Duquesne ... made his collegiate debut in the season opener against Hartford.

2014-15 • Sophomore | Redshirt

2013-14 • at John Wood C.C. (Quincy, Ill.) | Appeared in 24 games and averaged 5.8 ppg and 2.0 rpg ... recorded 16 steals and dished out 21 assists ... posted a season-high 17 points against North Central Missouri College.

Previous | Two-year letterwinner at Parkway North High School ... All-Conference selection as a junior and senior ... among the area's top scorers as a senior after averaging 19.9 ppg ... as a junior, helped Vikings to their first-ever district title ... named MVP of the district championship game.

SEASON/CAREER HIGHS

POINTS

SEASON: 6, twice

CAREER: 18 vs. Davidson, 1/20/16

REBOUNDS

SEASON: 2 vs. Alabama, 11/23/16

CAREER: 5 vs. Duquesne, 1/30/16

ASSISTS

SEASON: 1 vs. S. Utah, 11/14/16

CAREER: 8 vs. Fordham, 2/20/16

STEALS

SEASON:

SEASON: 2, twice

BLOCKS

SEASON:

CAREER:

FIELD GOALS MADE

SEASON: 2, twice

CAREER: 6 vs. Davidson, 1/20/16

FIELD GOAL ATTEMPTS

SEASON: 4 vs. Ball State, 11/11/16

CAREER: 12 vs. Richmond, 2/10/16

3-PT. FIELD GOALS MADE

SEASON: 1, twice

CAREER: 1, seven times

3-PT. FIELD GOALS ATTEMPTED

SEASON: 1, twice

CAREER: 4, three times

FREE THROWS MADE

SEASON: 2, twice

CAREER: 7 vs. George Mason, 1/17/16

FREE THROWS ATTEMPTED

SEASON: 4 vs. Alabama, 11/23/16

CAREER: 7 vs. George Mason, 1/17/16

MINUTES PLAYED

SEASON: 15 vs. Alabama, 11/23/16

CAREER: 33 vs. Fordham, 2/20/16

HINES' 2016-17 GAME-BY-GAME STATS

Opponent	Date	gs	min	Total		3-Pointers		Free throws		Rebounds				pf	a	t/o	blk	stl	pts	avg
				fg-fga	pct	3fg-fga	pct	ft-fa	pct	off	def	tot	avg							
BALL STATE	11/11/16	14		2-4	.500	0-0	.000	2-2	1.000	0	0	0	0.0	1	0	1	0	6	6.0	
SOUTHERN UTAH	11/14/16	13		2-4	.500	1-1	1.000	1-2	.500	0	0	0	0.0	1	1	1	0	6	6.0	
EASTERN ILLINOIS	11/17/16	5		0-1	.000	0-0	.000	0-0	.000	0	0	0	0.0	0	2	0	0	0	4.0	
vs BYU	11/21/16	9		0-0	.000	0-0	.000	1-2	.500	0	0	0	0.0	0	0	0	0	1	3.3	
vs Alabama	11/23/16	15		1-3	.333	1-1	1.000	2-4	.500	1	1	2	0.4	0	0	1	0	5	3.6	
SAMFORD	11/29/16	6		1-2	.500	0-1	.000	0-0	.000	0	0	0	0.3	3	1	2	0	2	3.3	
Totals		0	62	6-14	.429	2-3	.667	6-10	.600	1	1	2	0.3	5	2	7	0	20	3.3	

Games played: 6
Minutes/game: 10.3
Points/game: 3.3
FG Pct: 42.9
3FG Pct: 66.7
FT Pct: 60.0

Rebounds/game: 0.3
Assists/game: 0.3
Turnovers/game: 1.2
Assist/turnover ratio: 0.3

HINES' CAREER STATISTICS

			Total		3-Point		F-Throws		Rebounds											Scoring	
Season	gp-gs	min/avg	fg-fga	pct	fg-fga	pct	ft-fa	pct	off	def	tot	avg	pf	fo	ast	to	blk	stl	pts	avg	
2015-16	23-15	394/17.1	34-117	.291	5-34	.147	19-26	.731	4	32	36	1.6	42	4	47	22	0	13	92	4.0	
2016-17	6-0	62/10.3	6-14	.429	2-3	.667	6-10	.600	1	1	2	0.3	5	0	2	7	0	0	20	3.3	
TOTAL	29-15	456/15.7	40-131	.305	7-37	.189	25-36	.694	5	33	38	1.3	47	4	49	29	0	13	112	3.9	



20 • JALEN JOHNSON



Fr. • Forward • 6-7 • 200 • Baton Rouge, La. • University Lab. School | MAJOR: Communication

SEASON HIGHLIGHTS | Posted a career-high four rebounds and added seven points in 15 minutes against Samford ... scored eight points in 14 minutes vs. Alabama ... had five points in 17 minutes against Eastern Illinois ... scored four points and recorded a steal against Southern Utah ... scored 10 points in 13 minutes off the bench against Ball State ... became the first Billiken since Kwamain Mitchell in 2008 to score 10 or more points in his debut ... was 6-of-6 from the floor, including a 3-pointer, en route to 14 points against Greenville.

Previous | Prepped at University Laboratory School in Baton Rouge, Louisiana ... helped the Cubs to a Louisiana Class 3A state championship in 2015-16 ... averaged 21.8 points, 8.3 rebounds and 1.4 assists as a senior for U-High, which posted a 31-4 record ... tabbed MVP of the state title game after scoring 28 points on 9-of-12 shooting from the field ... Louisiana Class 3A Outstanding Player of the Year by the Louisiana Sports Writers Association ... All-Metro selection.

SEASON/CAREER HIGHS

POINTS

SEASON: 10 vs. Ball State, 11/11/16
CAREER: 10 vs. Ball State, 11/11/16

REBOUNDS

SEASON: 4 vs. Samford, 11/29/16
CAREER: 4 vs. Samford, 11/29/16

ASSISTS

SEASON: 1, twice
CAREER: 1, twice

STEALS

SEASON: 1, three times
CAREER: 1, three times

BLOCKS

SEASON: 2 vs. EIU, 11/17/16
CAREER: 2 vs. EIU, 11/17/16

FIELD GOALS MADE

SEASON: 2, four times
CAREER: 2, four times

FIELD GOAL ATTEMPTS

SEASON: 9 vs. Samford, 11/29/16
CAREER: 9 vs. Samford, 11/29/16

3-PT. FIELD GOALS MADE

SEASON: 1, twice
CAREER: 1, twice

3-PT. FIELD GOALS ATTEMPTED

SEASON: 4 vs. Samford, 11/29/16
CAREER: 4 vs. Samford, 11/29/16

FREE THROWS MADE

SEASON: 5 vs. Ball State, 11/11/16
CAREER: 5 vs. Ball State, 11/11/16

FREE THROWS ATTEMPTED

SEASON: 6 vs. Ball State, 11/11/16
CAREER: 6 vs. Ball State, 11/11/16

MINUTES PLAYED

SEASON: 17 vs. EIU, 11/17/16
CAREER: 17 vs. EIU, 11/17/16

JOHNSON'S 2016-17 GAME-BY-GAME STATS

Opponent	Date	gs	min	fg-fga	pct	3fg-fga	pct	ft-fa	pct	off	def	tot	avg	pf	a	t/o	blk	stl	pts	avg
BALL STATE	11/11/16	13	2-5	.400	1-2	.500	5-6	.833	1	2	3	3.0	2	1	2	0	1	10	10.0	
SOUTHERN UTAH	11/14/16	12	2-4	.500	0-1	.000	0-0	.000	2	0	2	2.5	3	0	2	0	1	4	7.0	
EASTERN ILLINOIS	11/17/16	17	2-4	.500	0-0	.000	1-3	.333	3	0	3	2.7	0	0	1	2	1	5	6.3	
vs BYU	11/21/16	7	1-4	.250	1-2	.500	0-0	.000	0	1	1	2.3	1	0	0	0	0	3	5.5	
vs Alabama	11/23/16	14	2-5	.400	1-2	.500	3-5	.600	0	2	2	2.2	0	1	2	0	0	8	6.0	
SAMFORD	11/29/16	15	3-9	.333	0-4	.000	1-2	.500	1	3	4	2.5	2	0	0	1	0	7	6.2	
Totals		0	78	12-31	.387	3-11	.273	10-16	.625	7	8	15	2.5	8	2	7	3	3	37	6.2

Games played: 6
Minutes/game: 13.0
Points/game: 6.2
FG Pct: 38.7
3FG Pct: 27.3
FT Pct: 62.5

Rebounds/game: 2.5
Assists/game: 0.3
Turnovers/game: 1.2
Assist/turnover ratio: 0.3
Steals/game: 0.5
Blocks/game: 0.5

JOHNSON'S CAREER STATISTICS

			Total		3-Point		F-Throws		Rebounds											Scoring	
Season	gp-gs	min/avg	fg-fga	pct	fg-fga	pct	ft-fa	pct	off	def	tot	avg	pf	fo	ast	to	blk	stl	pts	avg	
2016-17	6-0	78/13.0	12-31	.387	3-11	.273	10-16	.625	7	8	15	2.5	8	0	2	7	3	3	37	6.2	
TOTAL	6-0	78/13.0	12-31	.387	3-11	.273	10-16	.625	7	8	15	2.5	8	0	2	7	3	3	37	6.2	



23 • ZEKE MOORE



Fr. • G/F • 6-6 • 185 • St. Louis, Mo. • Riverview Gardens HS | MAJOR: Communication

SEASON HIGHLIGHTS | Had a career-high nine points against BYU ... collected a pair of assists in 15 minutes of playing time against Eastern Illinois ... was 5-of-6 from the charity stripe en route to five points against Southern Utah ... led all Billikens with 21 minutes off the bench against Ball State ... had seven points against the Cardinals and led SLU with three steals ... led the Billikens in scoring against Greenville (21 points) and was 10-of-10 from the charity stripe.

Previous | Prepped at Riverview Gardens High School in St. Louis and played for his father, head coach Gerard Moore ... as a senior, ranked among the St. Louis area leading scorers with 21.1 ppg ... averaged 2.9 3-point field goals per contest, which ranked in the top 10 in the St. Louis metro area ... fifth in the St. Louis area in free-throw percentage, knocking in 82.8 percent from the charity stripe ... dished out 4.4 assists per game as a senior ... helped Riverview Gardens win its first district title since 1998 ... third-team All-Metro selection by the St. Louis Post-Dispatch ... Missouri Basketball Coaches Association Class 4 first-team All-State pick.

SEASON/CAREER HIGHS

POINTS

SEASON: 9 vs. BYU, 11/21/16
CAREER: 9 vs. BYU, 11/21/16

REBOUNDS

SEASON: 2 vs. Ball State, 11/11/16
CAREER: 2 vs. Ball State, 11/11/16

ASSISTS

SEASON: 2, twice
CAREER: 2, twice

STEALS

SEASON: 3, twice
CAREER: 3, twice

BLOCKS

SEASON:
CAREER:

FIELD GOALS MADE

SEASON: 3, twice
CAREER: 3, twice

FIELD GOAL ATTEMPTS

SEASON: 7 vs. BYU, 11/21/16
CAREER: 7 vs. BYU, 11/21/16

3-PT. FIELD GOALS MADE

SEASON: 1, twice
CAREER: 1, twice

3-PT. FIELD GOALS ATTEMPTED

SEASON: 4 vs. BYU, 11/21/16
CAREER: 4 vs. BYU, 11/21/16

FREE THROWS MADE

SEASON: 5 vs. S. Utah, 11/14/16
CAREER: 5 vs. S. Utah, 11/14/16

FREE THROWS ATTEMPTED

SEASON: 6 vs. S. Utah, 11/14/16
CAREER: 6 vs. S. Utah, 11/14/16

MINUTES PLAYED

SEASON: 23 vs. BYU, 11/21/16
CAREER: 23 vs. BYU, 11/21/16

MOORE'S 2016-17 GAME-BY-GAME STATS

Opponent	Date	gs	min	fg-fga	pct	3fg-fga	pct	ft-fa	pct	off	def	tot	avg	pf	a	t/o	blk	stl	pts	avg
BALL STATE	11/11/16	21	3-6	.500	1-2	.500	0-2	.000	1	1	2	2.0	2	0	1	0	3	7	7.0	
SOUTHERN UTAH	11/14/16	10	0-3	.000	0-2	.000	5-6	.833	0	1	1	1.5	3	1	1	0	1	5	6.0	
EASTERN ILLINOIS	11/17/16	15	0-2	.000	0-1	.000	0-0	.000	0	1	1	1.3	0	2	0	0	1	0	4.0	
vs BYU	11/21/16	23	3-7	.429	1-4	.250	2-4	.500	1	0	1	1.3	1	1	0	1	3	9	5.3	
vs Alabama	11/23/16	13	0-2	.000	0-1	.000	0-0	.000	0	0	0	1.0	1	0	0	0	0	0	4.2	
SAMFORD	11/29/16	9	0-1	.000	0-0	.000	0-1	.000	0	1	1	1.0	1	2	0	0	0	0	3.5	
Totals		0	91	6-21	.286	2-10	.200	7-13	.538	2	4	6	1.0	8	6	2	1	8	21	3.5

Games played: 6
Minutes/game: 15.2
Points/game: 3.5
FG Pct: 28.6
3FG Pct: 20.0
FT Pct: 53.8

Rebounds/game: 1.0
Assists/game: 1.0
Turnovers/game: 0.3
Assist/turnover ratio: 3.0
Steals/game: 1.3
Blocks/game: 0.2

MOORE'S CAREER STATISTICS

			Total		3-Point		F-Throws		Rebounds											Scoring	
Season	gp-gs	min/avg	fg-fga	pct	fg-fga	pct	ft-fa	pct	off	def	tot	avg	pf	fo	ast	to	blk	stl	pts	avg	
2016-17	6-0	91/15.2	6-21	.286	2-10	.200	7-13	.538	2	4	6	1.0	8	0	6	2	1	8	21	3.5	
TOTAL	6-0	91/15.2	6-21	.286	2-10	.200	7-13	.538	2	4	6	1.0	8	0	6	2	1	8	21	3.5	



13 • MATT NEUFELD



Sophomore • Center • 6-11 • 230 • Victoria, B.C. • Sunrise Academy | MAJOR: Business Admin.

SEASON HIGHLIGHTS | Played four minutes against Southern Utah ... had two points in eight minutes against Ball State ... hit both of his shots from the field en route to seven points against Greenville.

2015-16 • Freshman | Appeared in 25 games and made two starts ... averaged 1.8 ppg and 1.2 rpg while averaging just under 10 minutes per contest ... scored his first career bucket in his collegiate debut against Hartford ... scored a career-high eight points against Richmond, going 2-of-4 from the field and 4-of-4 from the stripe.

Previous | Competed with Team Canada in the 2015 FIBA U-19 World Championship, held in Heraklion, Greece ... appeared in all seven games and averaged 5.1 ppg and 3.0 rpg ... attended Prep School at Sunrise Christian Academy in Wichita, Kan., after a career at Lambrick Park High School in Victoria, B.C. ... at Lambrick Park, he averaged a double-double (24 ppg, 10 rpg) his senior year while helping the Lions to a 30-9 record and a provincial championship ... also played club ball with Drive, where he averaged nearly 20 ppg and 10 rpg.

SEASON/CAREER HIGHS

POINTS

SEASON: 2 vs. Ball State, 11/11/16
CAREER: 8 vs. Richmond, 2/10/16

REBOUNDS

SEASON: 1, twice
CAREER: 4 vs. Richmond, 2/10/16

ASSISTS

SEASON: 1 vs. Ball State, 11/11/16
CAREER: 1, three times

STEALS

SEASON:
SEASON: 2 at La Salle, 3/5/16

BLOCKS

SEASON:
CAREER: 4 vs. SIU, 12/21/15

FIELD GOALS MADE

SEASON: 1 vs. Ball State, 11/11/16
CAREER: 3 at Duquesne, 1/13/16

FIELD GOAL ATTEMPTS

SEASON: 2 vs. Ball State, 11/11/16
CAREER: 4, twice

3-PT. FIELD GOALS MADE

SEASON:
CAREER:

3-PT. FIELD GOALS ATTEMPTED

SEASON:
CAREER: 2 at SIUE, 11/28/25

FREE THROWS MADE

SEASON: 1 vs. S. Utah, 11/14/16
CAREER: 4 vs. Richmond, 2/10/16

FREE THROWS ATTEMPTED

SEASON: 2 vs. S. Utah, 11/14/16
CAREER: 5 vs. George Mason, 1/17/16

MINUTES PLAYED

SEASON: 8 vs. Ball State, 11/11/16
CAREER: 30 vs. Louisville, 11/28/15

NEUFELD'S 2016-17 GAME-BY-GAME STATS

Opponent	Date	gs	min	Total		3-Pointers		Free throws		Rebounds				pf	a	t/o	blk	stl	pts	avg
				fg-fga	pct	3fg-fga	pct	ft-fa	pct	off	def	tot	avg							
BALL STATE	11/11/16	8		1-2	.500	0-0	.000	0-0	.000	1	0	1	1.0	2	1	0	0	0	2	2.0
SOUTHERN UTAH	11/14/16	4		0-0	.000	0-0	.000	1-2	.500	0	0	0	0.5	1	0	1	0	0	1	1.5
EASTERN ILLINOIS	11/17/16	4		0-1	.000	0-0	.000	0-0	.000	0	0	0	0.3	0	0	0	0	0	0	1.0
vs BYU	11/21/16	8		1-2	.500	0-0	.000	0-0	.000	1	1	2	0.8	5	0	0	0	0	2	1.3
vs Alabama	11/23/16	1		0-0	.000	0-0	.000	0-0	.000	0	0	0	0.6	1	0	1	0	1	0	1.0
SAMFORD	11/29/16	3		0-1	.000	0-0	.000	0-0	.000	0	1	1	0.7	1	0	0	0	0	0	0.8
Totals		0	28	2-6	.333	0-0	.000	1-2	.500	2	2	4	0.7	10	1	2	0	1	5	0.8

Games played: 6
Minutes/game: 4.7
Points/game: 0.8
FG Pct: 33.3
FT Pct: 50.0

Rebounds/game: 0.7
Assists/game: 0.2
Turnovers/game: 0.3
Assist/turnover ratio: 0.5
Steals/game: 0.2

NEUFELD'S CAREER STATISTICS

			Total		3-Point		F-Throws		Rebounds											Scoring	
Season	gp-gs	min/avg	fg-fga	pct	fg-fga	pct	ft-fa	pct	off	def	tot	avg	pf	fo	ast	to	blk	stl	pts	avg	
2015-16	25-2	242/9.7	18-40	.450	0-5	.000	9-24	.375	7	23	30	1.2	29	0	2	20	8	7	45	1.8	
2016-17	6-0	28/4.7	2-6	.333	0-0	.000	1-2	.500	2	2	4	0.7	10	1	1	2	0	1	5	0.8	
TOTAL	31-2	270/8.7	20-46	.435	0-5	.000	10-26	.385	9	25	34	1.1	39	1	3	22	8	8	50	1.6	



5 • DAVELL ROBY



Junior • Guard • 6-4 • 200 • Memphis, Tenn. • White Station HS | MAJOR: Education

SEASON HIGHLIGHTS | Registered a career-high six assists against Samford ... tied for team-high honors with 18 points against EIU ... drained four 3-pointers against the Panthers ... scored a game-high 17 points against Southern Utah ... led Saint Louis with 14 points against Ball State ... finished one rebound shy of his career high with six caroms.

2015-16 • Sophomore | Appeared in 31 contests and made seven starts ... averaged 6.3 ppg and 2.4 rpg ... second on the Billikens in 3-point field-goal percentage, connecting on 39.2 percent (29-of-74) from distance ... scored 18 points in the Atlantic 10 Conference Championship first-round matchup against George Mason at Barclays Center ... drained a pair of treys and was 8-of-8 from the line en route to 16 points at La Salle ... led the team in scoring with 14 points against Southern Illinois and tied his career high with seven rebounds against the Salukis ... registered a career-high 19 points against Indiana State, which included a career-best five 3-pointers (5-of-6) ... also tied a career high with seven rebounds and dished out four assists against the Sycamores.

2014-15 • Freshman | Played in 31 games, drawing 30 starts ... scored 6.5 ppg, led the team with 29 steals and tied for team-high honors with 55 assists ... third on the squad in scoring in A-10 games with 8.6 ppg ... was 10-for-10 from the charity stripe at Rhode Island, tied for the third-best perfect free-throw percentage in school history ... scored a career-high 16 points at Fordham and at home against La Salle ... hit a career-best four 3-pointers en route to 14 points at George Washington ... snagged a career-high seven rebounds in the home game against Dayton.

Previous | Product of White Station High School in Memphis, Tenn. ... also played for the Team Penny AAU program where he averaged nearly 10 points in helping the squad qualify for the Peach Jam.

SEASON/CAREER HIGHS

POINTS

SEASON: 18 vs. EIU, 11/17/16
CAREER: 19 vs. Indiana St., 12/19/15

REBOUNDS

SEASON: 6 vs. Ball State, 11/11/16
CAREER: 7, three times

ASSISTS

SEASON: 6 vs. Samford, 11/29/16
CAREER: 6 vs. Samford, 11/29/16

STEALS

SEASON: 3 vs. Alabama, 11/23/16
CAREER: 4 vs. G. Mason, 3/9/16

BLOCKS

SEASON: 1 vs. S. Utah, 11/14/16
CAREER: 1, three times

FIELD GOALS MADE

SEASON: 6, twice
CAREER: 6, five times

FIELD GOAL ATTEMPTS

SEASON: 13 vs. Ball State, 11/11/16
CAREER: 13 vs. Ball State, 11/11/16

3-PT. FIELD GOALS MADE

SEASON: 4 vs. EIU, 11/17/16
CAREER: 5 vs. Indiana St., 12/19/15

3-PT. FIELD GOALS ATTEMPTED

SEASON: 5 vs. EIU, 11/17/16
CAREER: 7 vs. Duquesne, 3/11/15

FREE THROWS MADE

SEASON: 10 vs. S. Utah, 11/14/16
CAREER: 10 at URI, 2/14/15

FREE THROWS ATTEMPTED

SEASON: 13 vs. S. Utah, 11/14/16
CAREER: 13 vs. S. Utah, 11/14/16

MINUTES PLAYED

SEASON: 36 vs. Alabama, 11/23/16
CAREER: 36, twice

ROBY'S 2016-17 GAME-BY-GAME STATS

Opponent	Date	gs	min	Total		3-Pointers		Free throws		Rebounds			pf	a	t/o	blk	stl	pts	avg	
				fg-fga	pct	3fg-fga	pct	ft-fa	pct	off	def	tot								
BALL STATE	11/11/16	*	27	6-13	.462	0-1	.000	2-3	.667	3	3	6	6.0	3	1	4	0	14	14.0	
SOUTHERN UTAH	11/14/16	*	29	3-7	.429	1-4	.250	10-13	.769	0	0	0	3.0	4	4	1	1	0	17	15.5
EASTERN ILLINOIS	11/17/16	*	35	6-11	.545	4-5	.800	2-3	.667	0	5	5	3.7	2	4	2	0	1	18	16.3
vs BYU	11/21/16	*	24	1-5	.200	0-1	.000	1-2	.500	2	1	3	3.5	2	2	1	0	0	3	13.0
vs Alabama	11/23/16	*	36	5-9	.556	1-3	.333	4-4	1.000	0	3	3	3.4	4	4	3	0	3	15	13.4
SAMFORD	11/29/16	*	30	1-3	.333	1-3	.333	3-5	.600	2	1	3	3.3	2	6	1	0	0	6	12.2
Totals		6	181	22-48	.458	7-17	.412	22-30	.733	7	13	20	3.3	17	21	12	1	4	73	12.2

Games played: 6
Minutes/game: 30.2
Points/game: 12.2
FG Pct: 45.8
3FG Pct: 41.2
FT Pct: 73.3

Rebounds/game: 3.3
Assists/game: 3.5
Turnovers/game: 2.0
Assist/turnover ratio: 1.8
Steals/game: 0.7
Blocks/game: 0.2

ROBY'S CAREER STATISTICS

			Total		3-Point		F-Throws		Rebounds				Scoring							
Season	gp-gs	min/avg	fg-fga	pct	fg-fga	pct	ft-fga	pct	off	def	tot	avg	pf	fo	ast	to	blk	stl	pts	avg
2014-15	31-30	768/24.8	62-168	.369	25-77	.325	53-85	.624	16	71	87	2.8	70	1	55	51	1	29	202	6.5
2015-16	31-7	633/20.4	56-141	.397	29-74	.392	53-72	.736	7	66	73	2.4	69	2	50	43	3	18	194	6.3
2016-17	6-6	181/30.2	22-48	.458	7-17	.412	22-30	.733	7	13	20	3.3	17	0	21	12	1	4	73	12.2
TOTAL	68-43	1582/23.3	140-357	.392	61-168	.363	128-187	.684	30	150	180	2.6	156	3	126	106	5	51	469	6.9



33 • ELLIOTT WELMER



RFr. • Forward • 6-9 • 220 • Columbus, Ind. • Bridgton Academy | MAJOR: Business Admin.

SEASON HIGHLIGHTS | Finished one rebound shy of a double-double with 10 points and nine rebounds (career high) against Samford ... was 5-of-6 from the field and 2-of-3 from long range en route to 15 points against Eastern Illinois ... scored 15 points in the win against Southern Utah ... also had two blocks and two steals against the Thunderbirds ... hit two treys en route to six points against Ball State ... also registered three blocks and a steal against the Cardinals ... registered a double-double with 16 points and 10 rebounds in 20 minutes of playing time against Greenville ... also had two steals, three assists and three blocks against the Panthers.

2015-16 • Freshman | Suffered a foot injury in the preseason and took a medical redshirt.

Previous | Played a year at Bridgton Academy in Maine ... starred at Columbus North High School in Indiana ... posted averages of 16 ppg and 8 rpg as a senior while helping the Bulldogs to a 20-6 record.

SEASON/CAREER HIGHS

POINTS

SEASON: 15, twice
CAREER: 15, twice

REBOUNDS

SEASON: 9 vs. Samford, 11/29/16
CAREER: 9 vs. Samford, 11/29/16

ASSISTS

SEASON: 2 vs. Alabama, 11/23/16
CAREER: 2 vs. Alabama, 11/23/16

STEALS

SEASON: 2 vs. S. Utah, 11/14/16
CAREER: 2 vs. S. Utah, 11/14/16

BLOCKS

SEASON: 3 vs. Ball State, 11/11/16
CAREER: 3 vs. Ball State, 11/11/16

FIELD GOALS MADE

SEASON: 5, three times
CAREER: 5, three times

FIELD GOAL ATTEMPTS

SEASON: 9, three times
CAREER: 9, three times

3-PT. FIELD GOALS MADE

SEASON: 2, three times
CAREER: 2, three times

3-PT. FIELD GOALS ATTEMPTED

SEASON: 5, twice
CAREER: 5, twice

FREE THROWS MADE

SEASON: 3, twice
CAREER: 3, twice

FREE THROWS ATTEMPTED

SEASON: 6 vs. S. Utah, 11/14/16
CAREER: 6 vs. S. Utah, 11/14/16

MINUTES PLAYED

SEASON: 33 vs. BYU, 11/21/16
CAREER: 33 vs. BYU, 11/21/16

WELMER'S 2016-17 GAME-BY-GAME STATS

Opponent	Date	gs	min	Total		3-Pointers		Free throws		Rebounds				pf	a	t/o	blk	stl	pts	avg	
				fg-fga	pct	3fg-fga	pct	ft-fa	pct	off	def	tot	avg								
BALL STATE	11/11/16	*	26	2-5	.400	2-4	.500	1-3	.333	1	3	4	4.0	2	1	1	3	1	7	7.0	
SOUTHERN UTAH	11/14/16	*	30	5-9	.556	2-5	.400	3-6	.500	0	3	3	3.5	4	0	0	2	2	15	11.0	
EASTERN ILLINOIS	11/17/16	*	19	5-6	.833	2-3	.667	3-3	1.000	0	4	4	3.7	3	0	1	0	1	15	12.3	
vs BYU	11/21/16	*	33	1-9	.111	0-5	.000	0-0	.000	0	5	5	4.0	1	0	1	1	1	2	9.8	
vs Alabama	11/23/16	*	27	1-4	.250	1-2	.500	2-2	1.000	0	3	3	3.8	3	2	4	1	0	5	8.8	
SAMFORD	11/29/16	*	25	5-9	.556	0-2	.000	0-1	.000	1	8	9	4.7	3	1	1	1	0	10	9.0	
Totals			6	160	19-42	.452	7-21	.333	9-15	.600	2	26	28	4.7	16	4	8	8	5	54	9.0

Games played: 6
Minutes/game: 26.7
Points/game: 9.0
FG Pct: 45.2
3FG Pct: 33.3
FT Pct: 60.0

Rebounds/game: 4.7
Assists/game: 0.7
Turnovers/game: 1.3
Assist/turnover ratio: 0.5
Steals/game: 0.8
Blocks/game: 1.3

WELMER'S CAREER STATISTICS

			Total		3-Point		F-Throws		Rebounds											Scoring	
Season	gp-gs	min/avg	fg-fga	pct	fg-fga	pct	ft-fa	pct	off	def	tot	avg	pf	fo	ast	to	blk	stl	pts	avg	
2016-17	6-6	160/26.7	19-42	.452	7-21	.333	9-15	.600	2	26	28	4.7	16	0	4	8	8	5	54	9.0	
TOTAL	6-6	160/26.7	19-42	.452	7-21	.333	9-15	.600	2	26	28	4.7	16	0	4	8	8	5	54	9.0	



21 • MARKOS PSIMITIS



RSo. • Guard • 6-5 • 205 • Mytilene, Greece • Harris Stowe | MAJOR: Business Admin.

SEASON HIGHLIGHTS | Made his SLU debut in the Southern Utah game.

2014-15 • Freshman | at Harris-Stowe

Appeared in 27 games and made seven starts for the Hornets, who were coached by former Billiken Phillip Hunt ... dished out 14 assists and registered 16 steals ... scored a career-high 16 points on 7-of-12 shooting from the field against Park (Mo.) ... scored 14 points against the Billikens in an exhibition game on Nov. 4 at Chaifetz Arena, tying for team-high honors.

Previous

Leading scorer at Experimental High School of Mytilene with 26.7 ppg, 10.2 rpg and 5.2 apg ... helped team to a regional championship two years in a row ... part of the U18 pre-national team.



3 • JAVON BESS



RJr. • G/F • 6-5 • 220 • Columbus, Ohio • Michigan State | MAJOR: Business Admin.

Transfer from Michigan State University ... will sit out the 2016-17 campaign due to NCAA transfer regulations and will begin his two years of eligibility at SLU in 2017-18 ... member of the Spartans' 2015 NCAA Final Four team ... appeared in 44 games (16 starts) during his career at Michigan State.



1 • D.J. FOREMAN



RJr. • F • 6-8 • 240 • Spring Valley, N.Y. • Rutgers | MAJOR: Communication

Transfer from Rutgers University ... will sit out the 2016-17 campaign due to NCAA transfer regulations and will begin his two years of eligibility at SLU in 2017-18 ... in two years at Rutgers, averaged 5.9 ppg and 4.3 rpg ... shot 46.4 percent from the floor (141-304).



10 • ADONYS HENRIQUEZ



RJr. • G • 6-6 • 210 • Orlando, Fla. • Central Florida | MAJOR: Communication

Transfer from the University of Central Florida ... will sit out the 2016-17 campaign due to NCAA transfer regulations and will begin his two years of eligibility at SLU in 2017-18 ... in two years at UCF, Henriquez averaged 10.5 ppg and was one of the Knights' top 3-point shooters.



@SaintLouisMBB
Saint Louis Combined Team Statistics (as of Nov 29, 2016)
All games



RECORD:	OVERALL	HOME	AWAY	NEUTRAL
ALL GAMES	2-4	2-2	0-0	0-2
CONFERENCE	0-0	0-0	0-0	0-0
NON-CONFERENCE	2-4	2-2	0-0	0-2

#	Player	gp-gs	min	avg	Total		3-Point		F-Throw		Rebounds								a	to	blk	stl	pts	avg
					fg-fga	fg%	3fg-fga	3fg%	ft-fga	ft%	off	def	tot	avg	pf	dq								
11	BISHOP, Jermaine	6-6	185	30.8	28-74	.378	11-26	.423	6-9	.667	1	11	12	2.0	18	0	23	22	3	9	73	12.2		
05	ROBY, Davell	6-6	181	30.2	22-48	.458	7-17	.412	22-30	.733	7	13	20	3.3	17	0	21	12	1	4	73	12.2		
35	AGBEKO, Reggie	6-6	178	29.7	28-48	.583	0-0	.000	14-24	.583	18	44	62	10.3	24	1	3	14	7	0	70	11.7		
33	WELMER, Elliott	6-6	160	26.7	19-42	.452	7-21	.333	9-15	.600	2	26	28	4.7	16	0	4	8	8	5	54	9.0		
32	CRAWFORD, Mike	6-6	194	32.3	17-53	.321	4-24	.167	12-18	.667	1	35	36	6.0	13	1	15	12	1	5	50	8.3		
20	JOHNSON, Jalen	6-0	78	13.0	12-31	.387	3-11	.273	10-16	.625	7	8	15	2.5	8	0	2	7	3	3	37	6.2		
23	MOORE, Zeke	6-0	91	15.2	6-21	.286	2-10	.200	7-13	.538	2	4	6	1.0	8	0	6	2	1	8	21	3.5		
24	HINES, Aaron	6-0	62	10.3	6-14	.429	2-3	.667	6-10	.600	1	1	2	0.3	5	0	2	7	0	0	20	3.3		
25	GILLMANN, Austin	6-0	41	6.8	3-6	.500	0-1	.000	0-0	.000	3	4	7	1.2	11	1	1	1	1	0	6	1.0		
13	NEUFELD, Matt	6-0	28	4.7	2-6	.333	0-0	.000	1-2	.500	2	2	4	0.7	10	1	1	2	0	1	5	0.8		
21	PSIMITIS, Markos	2-0	2	1.0	0-1	.000	0-1	.000	0-2	.000	1	0	1	0.5	1	0	0	0	0	0	0	0.0		
Team											15	15	30				2							
Total.....		6	1200		143-344	.416	36-114	.316	87-139	.626	60	163	223	37.2	131	4	78	89	25	35	409	68.2		
Opponents.....		6	1200		152-355	.428	46-124	.371	102-141	.723	61	170	231	38.5	129	-	97	79	25	36	452	75.3		

TEAM STATISTICS	SLU	OPP
SCORING	409	452
Points per game	68.2	75.3
Scoring margin	-7.2	-
FIELD GOALS-ATT	143-344	152-355
Field goal pct	.416	.428
3 POINT FG-ATT	36-114	46-124
3-point FG pct	.316	.371
3-pt FG made per game	6.0	7.7
FREE THROWS-ATT	87-139	102-141
Free throw pct	.626	.723
F-Throws made per game	14.5	17.0
REBOUNDS	223	231
Rebounds per game	37.2	38.5
Rebounding margin	-1.3	-
ASSISTS	78	97
Assists per game	13.0	16.2
TURNOVERS	89	79
Turnovers per game	14.8	13.2
Turnover margin	-1.7	-
Assist/turnover ratio	0.9	1.2
STEALS	35	36
Steals per game	5.8	6.0
BLOCKS	25	25
Blocks per game	4.2	4.2
ATTENDANCE	21754	4604
Home games-Avg/Game	4-5438	0-0
Neutral site-Avg/Game	-	2-2302

Date	Opponent		Score	Att.
! 11/11/16	BALL STATE	L	64-85	7165
! 11/14/16	SOUTHERN UTAH	W	88-76	4725
11/17/16	EASTERN ILLINOIS	W	74-69	4948
! 11/21/16	vs BYU	L	62-92	2107
! 11/23/16	vs Alabama	L	57-62	2497
11/29/16	SAMFORD	L	64-68	4916

! = Men Who Speak Up Main Event (N-site games @ MGM Grand in Las Vegas)
 * = A-10 game

Score by Periods	1st	2nd	Totals
Saint Louis	180	229	409
Opponents	227	225	452



@SaintLouisMBB
Saint Louis Season Schedule/Results & Leaders (as of Nov 29, 2016)
All games



RECORD:	OVERALL	HOME	AWAY	NEUTRAL
ALL GAMES	2-4	2-2	0-0	0-2
CONFERENCE	0-0	0-0	0-0	0-0
NON-CONFERENCE	2-4	2-2	0-0	0-2

Date	Opponent	Score	Att.	High Points	High Rebounds
11/11/16	!BALL STATE	64-85 L	7165	(14)ROBY, Davell	(10)AGBEKO, Reggie
11/14/16	!SOUTHERN UTAH	w 88-76	4725	(18)AGBEKO, Reggie	(14)AGBEKO, Reggie
11/17/16	EASTERN ILLINOIS	w 74-69	4948	(18)AGBEKO, Reggie (18)ROBY, Davell	(7)AGBEKO, Reggie (7)CRAWFORD, Mike
11/21/16	!vs BYU	62-92 L	2107	(27)BISHOP, Jermaine	(10)AGBEKO, Reggie
11/23/16	!vs Alabama	57-62 L	2497	(15)ROBY, Davell	(10)AGBEKO, Reggie
11/29/16	SAMFORD	64-68 L	4916	(16)CRAWFORD, Mike	(11)AGBEKO, Reggie

! = Men Who Speak Up Main Event (N-site games @ MGM Grand in Las Vegas)

* = A-10 game

Attendance Summary	Games	Attend	Avg/Game
Home	4	21754	5438
Away	0	0	0
Neutral	2	4604	2302
Total	6	26358	4393



@SaintLouisMBB
Saint Louis Points-Rebounds-Assists (as of Nov 29, 2016)
All games



Opponent	Date	Score	05	11	13	20	21	23	24
			ROBY,DAVEL	BISHOP,JER	NEUFELD,MA	JOHNSON,JA	PSIMITIS,M	MOORE,ZEKE	HINES,AARO
BALL STATE	11/11/16	64-85 L	14-6-1	1-3-3	2-1-1	10-3-1	DNP	7-2-0	6-0-0
SOUTHERN UTAH	11/14/16	88-76 w	17-0-4	13-1-7	1-0-0	4-2-0	0-0-0	5-1-1	6-0-1
EASTERN ILLINOIS	11/17/16	74-69 w	18-5-4	14-3-8	0-0-0	5-3-0	DNP	0-1-2	0-0-0
vs BYU	11/21/16	62-92 L	3-3-2	27-3-2	2-2-0	3-1-0	0-1-0	9-1-1	1-0-0
vs Alabama	11/23/16	57-62 L	15-3-4	3-0-1	0-0-0	8-2-1	DNP	0-0-0	5-2-0
SAMFORD	11/29/16	64-68 L	6-3-6	15-2-2	0-1-0	7-4-0	DNP	0-1-2	2-0-1

Opponent	Date	Score	25	32	33	35
			GILLMANN,A	CRAWFORD,M	WELMER,ELL	AGBEKO,REG
BALL STATE	11/11/16	64-85 L	0-0-0	5-3-1	7-4-1	12-10-0
SOUTHERN UTAH	11/14/16	88-76 w	2-1-0	7-8-0	15-3-0	18-14-1
EASTERN ILLINOIS	11/17/16	74-69 w	0-2-1	4-7-4	15-4-0	18-7-0
vs BYU	11/21/16	62-92 L	0-0-0	9-6-3	2-5-0	6-10-0
vs Alabama	11/23/16	57-62 L	2-2-0	9-6-2	5-3-2	10-10-1
SAMFORD	11/29/16	64-68 L	2-2-0	16-6-5	10-9-1	6-11-1



@SaintLouisMBB
Saint Louis Team Game-by-Game Comparison (as of Nov 29, 2016)
All games

Opponent	1st	2nd	Score	Mar	Total FG	FG Pct	3-Pointers	3FG Pct	Free Throws	FT Pct	Rebounds	Assist	T/Over	Block	Steal	Fouls
BALL STATE	19/43	45/42	64-85	(21)	21-59/30-58	.356/.517	4-16/13-23	.250/.565	18-28/12-15	.643/.800	34/38 (4)	8/21	16/17	4/4	7/5	22/21
SOUTHERN UTAH	37/32	51/44	88-76	+12	25-54/19-64	.463/.297	7-20/5-24	.350/.208	31-45/33-46	.689/.717	40/45 (5)	14/9	13/13	6/4	5/2	30/34
EASTERN ILLINOIS	33/44	41/25	74-69	+5	28-57/26-68	.491/.382	8-16/10-27	.500/.370	10-16/7-8	.625/.875	37/37 -	19/17	14/12	5/2	8/9	13/17
BYU	33/40	29/52	62-92	(30)	24-69/33-65	.348/.508	7-24/3-13	.292/.231	7-17/23-27	.412/.852	37/50 (13)	8/21	14/14	3/6	7/6	23/19
Alabama	30/29	27/33	57-62	(5)	19-44/20-47	.432/.426	6-15/7-21	.400/.333	13-18/15-19	.722/.789	32/27 +5	11/11	19/14	2/5	5/8	20/18
SAMFORD	28/39	36/29	64-68	(4)	26-61/24-53	.426/.453	4-23/8-16	.174/.500	8-15/12-26	.533/.462	43/34 +9	18/18	13/9	5/4	3/6	23/20

Note: Game totals are displayed in the format TEAM/OPPONENT for each category



Official Basketball Box Score -- Game Totals -- Final Statistics
Ball State vs Saint Louis
11/11/16 7 p.m. at St. Louis, Mo. (Chaifetz Arena)



Ball State 85 • 1-0

#	Player	Total		3-Ptr		Rebounds			PF	TP	A TO Blk Stl					Min
		FG-FGA	FG-FGA	FT-FTA	FT-FTA	Off	Def	Tot								
15	HOUSE, Franko	r	9-12	4-4	1-1	1	5	6	3	23	3	4	0	0	0	27
34	SELLERS, Sean	r	2-7	1-5	2-2	0	2	2	1	7	6	1	1	0	0	19
41	MOSES, Trey	c	0-3	0-0	0-1	1	3	4	5	0	2	1	1	0	0	31
00	KIAPWAY, Francis	g	1-6	1-2	2-2	1	1	2	1	5	1	2	0	0	0	27
02	PERSONS, Tayler	g	7-13	3-4	4-4	0	2	2	3	21	2	4	0	1	27	1
11	MALLORY, Kaleb	g	0-0	0-0	0-0	0	0	0	1	0	0	0	0	0	0	2
14	MALLERS, Kyle	g	2-4	2-4	2-2	1	1	2	1	8	1	1	0	0	0	15
25	TEAGUE, Tahjai	g	4-5	1-1	1-3	1	7	8	2	10	2	3	2	2	22	2
33	WEBER, Ryan	g	4-6	1-3	0-0	0	4	4	2	9	4	1	0	1	23	2
35	GUEYE, DouDou	g	1-2	0-0	0-0	0	1	1	2	2	0	0	0	1	10	1
Team						4	3	7								
Totals			30-58	13-23	12-15	9	29	38	21	85	21	17	4	5	200	
FG % 1st Half: 16-30 53.3%		2nd half: 14-28 50.0%		Game: 30-58 51.7%		Deadball		Rebounds		1						
3FG % 1st Half: 9-12 75.0%		2nd half: 4-11 36.4%		Game: 13-23 56.5%												
FT % 1st Half: 2-4 50.0%		2nd half: 10-11 90.9%		Game: 12-15 80.0%												

Saint Louis 64 • 0-1

#	Player	Total		3-Ptr		Rebounds			PF	TP	A TO Blk Stl					Min
		FG-FGA	FG-FGA	FT-FTA	FT-FTA	Off	Def	Tot								
33	WELMER, Elliott	r	2-5	2-4	1-3	1	3	4	2	7	1	1	3	1	26	1
35	AGBEKO, Reggie	r	4-9	0-0	4-6	5	5	10	4	12	0	3	0	0	25	1
05	ROBY, Davell	g	6-13	0-1	2-3	3	3	6	3	14	1	4	0	0	27	1
11	BISHOP, Jermaine	g	0-7	0-1	1-2	0	3	3	2	1	3	0	0	1	26	1
32	CRAWFORD, Mike	g	1-8	0-6	3-4	0	3	3	1	5	1	2	0	1	32	1
13	NEUFELD, Matt	g	1-2	0-0	0-0	1	0	1	2	2	1	0	0	0	8	1
20	JOHNSON, Jalen	g	2-5	1-2	5-6	1	2	3	2	10	1	2	0	1	13	1
23	MOORE, Zeke	g	3-6	1-2	0-2	1	1	2	2	7	0	1	0	3	21	1
24	HINES, Aaron	g	2-4	0-0	2-2	0	0	0	1	6	0	1	0	0	14	1
25	GILLMANN, Austin	g	0-0	0-0	0-0	0	0	0	3	0	0	1	1	0	8	1
Team						1	1	2								
Totals			21-59	4-16	18-28	13	21	34	22	64	8	16	4	7	200	
FG % 1st Half: 6-25 24.0%		2nd half: 15-34 44.1%		Game: 21-59 35.6%		Deadball		Rebounds		6						
3FG % 1st Half: 2-6 33.3%		2nd half: 2-10 20.0%		Game: 4-16 25.0%												
FT % 1st Half: 5-13 38.5%		2nd half: 13-15 86.7%		Game: 18-28 64.3%												

Officials: Guy Pagano, Matt Dorn, Dennis Allocco
Technical fouls: Ball State-None. Saint Louis-None.
Attendance: 7165

Score by periods	1st	2nd	Total
Ball State	43	22	85
Saint Louis	19	45	64

Last FG - BSU 2nd-01:32, SLU 2nd-00:25.
Largest lead - BSU by 27 2nd-18:31, SLU None.
BSU led for 37:42. SLU led for 00:00. Game was tied for 02:18.

Points	In	Off	2nd	Fast	Bench
BSU	24	26	9	6	29
SLU	26	9	9	5	25

Score tied - 1 time.
Lead changed - 0 times.



Official Basketball Box Score -- Game Totals -- Final Statistics
Southern Utah vs Saint Louis
11/14/16 7 p.m. at St. Louis, Mo. (Chaifetz Arena)



Southern Utah 76 • 0-2

#	Player	Total		3-Ptr		Rebounds			PF	TP	A TO Blk Stl					Min
		FG-FGA	FG-FGA	FT-FTA	FT-FTA	Off	Def	Tot								
22	Madunic, Ivan	r	2-6	1-5	5-6	2	2	4	3	10	1	1	2	0	29	1
34	Musoko, Christian	c	3-7	0-0	0-0	2	2	4	5	6	0	0	0	0	13	1
00	Onwuasor, Randy	g	5-21	1-5	9-12	3	10	13	5	20	2	5	1	1	36	1
13	Parsons, Race	g	0-4	0-3	0-0	1	2	3	5	0	2	0	0	0	23	1
14	McGee, James	g	2-5	1-4	4-5	0	0	0	4	9	4	3	0	1	31	1
03	Day, Decardo	g	0-0	0-0	0-0	0	0	0	0	0	0	2	0	0	5	1
05	Marshall, John	g	2-5	0-1	4-8	2	1	3	5	8	0	0	1	0	22	1
03	Calloway, Jacob	g	5-14	2-6	7-7	2	5	7	3	19	0	1	0	0	20	1
11	Joyce, Will	g	0-0	0-0	0-0	0	0	0	2	0	0	0	0	0	2	1
33	Johnson, Matthew	g	0-0	0-0	0-0	0	0	0	0	0	0	0	0	0	1	1
35	Holker, Brayden	g	0-2	0-0	4-8	3	1	4	2	4	0	0	0	0	18	1
Team						6	1	7								
Totals			19-64	5-24	33-46	21	24	45	34	76	9	13	4	2	200	
FG % 1st Half: 8-30 26.7%		2nd half: 11-34 32.4%		Game: 19-64 29.7%		Deadball		Rebounds		9						
3FG % 1st Half: 2-11 18.2%		2nd half: 3-13 23.1%		Game: 5-24 20.8%												
FT % 1st Half: 14-18 77.8%		2nd half: 19-28 67.9%		Game: 33-46 71.7%												

Saint Louis 88 • 1-1

#	Player	Total		3-Ptr		Rebounds			PF	TP	A TO Blk Stl					Min
		FG-FGA	FG-FGA	FT-FTA	FT-FTA	Off	Def	Tot								
33	WELMER, Elliott	r	5-9	2-5	3-6	0	3	3	4	15	0	0	2	2	30	1
35	AGBEKO, Reggie	r	5-5	0-0	8-11	3	11	14	3	18	1	3	3	0	30	1
05	ROBY, Davell	g	3-7	1-4	10-13	0	0	0	4	17	4	1	1	0	29	1
11	BISHOP, Jermaine	g	5-14	2-4	1-1	0	1	1	4	13	7	4	0	1	35	1
32	CRAWFORD, Mike	g	2-6	1-3	2-4	0	8	8	5	7	0	0	0	0	31	1
13	NEUFELD, Matt	g	0-0	0-0	1-2	0	0	0	1	1	0	1	0	0	4	1
20	JOHNSON, Jalen	g	2-4	0-1	0-0	2	0	2	3	4	0	2	0	1	12	1
21	PSIMITIS, Markos	g	0-0	0-0	0-0	0	0	0	1	0	0	0	0	0	1	1
23	MOORE, Zeke	g	0-3	0-2	5-6	0	1	1	3	5	1	1	0	1	10	1
24	HINES, Aaron	g	2-4	1-1	1-2	0	0	0	1	6	1	1	0	0	13	1
25	GILLMANN, Austin	g	1-2	0-0	0-0	1	0	1	1	2	0	0	0	0	5	1
Team						6	4	10								
Totals			25-54	7-20	31-45	12	28	40	30	88	14	13	6	5	200	
FG % 1st Half: 10-28 35.7%		2nd half: 15-26 57.7%		Game: 25-54 46.3%		Deadball		Rebounds		7						
3FG % 1st Half: 3-11 27.3%		2nd half: 4-9 44.4%		Game: 7-20 35.0%												
FT % 1st Half: 14-22 63.6%		2nd half: 17-23 73.9%		Game: 31-45 68.9%												

Officials: John Higgins, Jerry Heater, Brooks Wells
Technical fouls: Southern Utah-None. Saint Louis-None.
Attendance: 4725

Score by periods	1st	2nd	Total
Southern Utah	32	44	76
Saint Louis	37	51	88

Last FG - SUU 2nd-00:13, SLU 2nd-01:10.
Largest lead - SUU by 4 1st-06:58, SLU by 16 2nd-01:10.
SUU led for 03:15. SLU led for 33:45. Game was tied for 02:51.

Score tied - 5 times.
Lead changed - 5 times.



Official Basketball Box Score -- Game Totals -- Final Statistics
Eastern Illinois vs Saint Louis
11/17/16 7 p.m. at St. Louis, Mo. (Chaifetz Arena)



Eastern Illinois 69 • 1-2

#	Player		Total		3-Ptr		Rebounds			PF	TP					Min
			FG-FGA	FG-FGA	FT-FTA	Off	Def	Tot	A			TO	Blk	Stl		
25	DAMA, Muusa	f	2-7	0-0	3-4	5	10	15	4	7	1	0	1	1	29	
32	MULDON, Patrick	f	2-4	0-0	0-0	3	5	8	4	4	3	4	1	1	35	
01	McREYNOLDS, Demetriu	g	6-15	1-7	0-0	1	3	4	2	13	2	1	0	1	21	
02	JOHNSON, Cornell		6-10	4-8	2-2	0	0	0	2	18	7	0	0	3	35	
04	GOODWIN, Montell	g	4-13	3-5	0-0	0	2	2	1	11	1	2	0	0	28	
03	TESON, Casey		3-8	2-6	0-0	0	1	1	0	8	0	1	0	0	21	
05	CROSSLAND, Ray		3-9	0-1	2-2	1	2	3	8	3	3	3	0	3	25	
12	BLACKMON, Marshawn		0-1	0-0	0-0	0	1	1	0	0	0	0	0	0	2	
55	DIALLO, Aboubacar		0-1	0-0	0-0	2	1	3	1	0	0	1	0	0	4	
	Team					0	0	0								
Totals			26-68	10-27	7-8	12	25	37	17	69	17	12	2	9	200	
FG % 1st Half: 18-34			52.9%	2nd half: 8-34			23.5%	Game: 26-68			38.2%					Deadball Rebounds 1
3FG % 1st Half: 8-16			50.0%	2nd half: 2-11			18.2%	Game: 10-27			37.0%					
FT % 1st Half: 0-0			0.0%	2nd half: 7-8			87.5%	Game: 7-8			87.5%					



Official Basketball Box Score -- Game Totals -- Final Statistics
Alabama vs Saint Louis
11/23/16 6:30 PM at MGM Grand Garden Arena (Las Vegas, NV)



Alabama 62 • 3-2

#	Player	Total		3-Ptr		Rebounds			PF	TP	A TO Blk Stl				Min
		FG-FGA	FT-FTA	FG-FGA	FT-FTA	Off	Def	Tot			A	TO	Blk	Stl	
01	Norris, Riley	* 1-5	1-3	0-0	1 0 1	3	3	1 1 0 2	18						
03	Collins, Corban	* 2-5	0-1	4-4	0 1 1	0	8	3 0 0 1	27						
10	Taylor, Jimmie	* 1-1	0-0	0-0	0 0 0	2	2	1 2 1 0	12						
12	Ingram, Dazon	* 2-3	0-1	6-7	0 5 5	3	10	2 5 1 2	26						
25	Key, Braxton	* 6-10	3-4	1-2	0 2 2	3	16	1 4 2 1	30						
00	King, Nick	3-5	1-3	2-2	0 4 4	0	9	0 0 0 1	19						
05	Johnson Jr, Avery	1-4	1-3	0-0	0 1 1	1	3	0 0 0 0	12						
11	Hale, Shannon	1-4	1-3	1-2	0 3 3	3	4	1 0 1 0	18						
22	Davis, Ar'Mond	2-7	0-3	0-0	0 1 1	0	4	1 0 0 0	15						
35	Hall, Donta	1-3	0-0	1-2	2 4 6	3	3	1 1 0 1	23						
Team					2 1 3			1							
Totals		20-47	7-21	15-19	5 22 27	18	62	11 14 5 8	200						
FG % 1st Half: 11-27 40.7% 2nd half: 9-20 45.0% Game: 20-47 42.6% Deadball Rebounds 1															
3FG % 1st Half: 2-12 16.7% 2nd half: 5-9 55.6% Game: 7-21 33.3%															
FT % 1st Half: 5-6 83.3% 2nd half: 10-13 76.9% Game: 15-19 78.9%															

Saint Louis 57 • 2-3

#	Player	Total		3-Ptr		Rebounds			PF	TP	A TO Blk Stl				Min
		FG-FGA	FT-FTA	FG-FGA	FT-FTA	Off	Def	Tot			A	TO	Blk	Stl	
05	ROBY, Davell	* 5-9	1-3	4-4	0 3 3	4	15	4 3 0 3	36						
11	BISHOP, Jermaine	* 1-5	1-2	0-0	0 0 0	4	3	1 4 0 1	22						
32	CRAWFORD, Mike	* 3-9	1-4	2-3	0 6 6	3	9	2 2 0 0	34						
33	WELMER, Elliott	* 1-4	1-2	2-2	0 3 3	3	5	2 4 1 0	27						
35	AGBEKO, Reggie	* 5-6	0-0	0-0	2 8 10	4	10	1 2 1 0	34						
13	NEUFELD, Matt	0-0	0-0	0-0	0 0 0	1	0	0 1 0 1	1						
20	JOHNSON, Jalen	2-5	1-2	3-5	0 2 2	0	8	1 2 0 0	14						
23	MOORE, Zeke	0-2	0-1	0-0	0 0 0	1	0	0 0 0 0	13						
24	HINES, Aaron	1-3	1-1	2-4	1 1 2	0	5	0 1 0 0	15						
25	GILLMANN, Austin	1-1	0-0	0-0	1 1 2	0	2	0 0 0 0	4						
Team					3 1 4										
Totals		19-44	6-15	13-18	7 25 32	20	57	11 19 2 5	200						
FG % 1st Half: 10-22 45.5% 2nd half: 9-22 40.9% Game: 19-44 43.2% Deadball Rebounds 2															
3FG % 1st Half: 2-5 40.0% 2nd half: 4-10 40.0% Game: 6-15 40.0%															
FT % 1st Half: 8-11 72.7% 2nd half: 5-7 71.4% Game: 13-18 72.2%															

Officials: Ron Groover, Lee Cassell, Rodrick Dixon
Technical fouls: Alabama-None. Saint Louis-None.
Attendance: 2497
Men Who Speak Up Main Event - Heavyweight Consolation Game

Score by periods	1st	2nd	Total
Alabama	29	33	62
Saint Louis	30	27	57

Last FG - UA 2nd-01:42, SLU 2nd-02:51.
Largest lead - UA by 5 2nd-00:08, SLU by 9 2nd-05:25.
UA led for 08:10. SLU led for 27:18. Game was tied for 04:32.

Points	In Paint	T/O	2nd Chance	Fast Break	Bench
UA	20	26	9	2	23
SLU	22	6	7	4	15

Score tied - 9 times.
Lead changed - 10 times.



Official Basketball Box Score -- Game Totals -- Final Statistics
Samford vs Saint Louis
11/29/16 7 p.m. at St. Louis, Mo. (Chaifetz Arena)



Samford 68 • 4-3

#	Player	Total		3-Ptr		Rebounds			PF	TP	A TO Blk Stl				Min
		FG-FGA	FT-FTA	FG-FGA	FT-FTA	Off	Def	Tot			A	TO	Blk	Stl	
20	Alex Thompson	r 5-9	3-3	4-7	0 6 6	1	17	0 0 1 0	28						
33	Wyatt Walker	c 6-9	0-1	3-6	3 8 11	3	15	0 2 1 2	31						
00	Christen Cunningham	g 1-11	1-4	2-3	0 0 0	1	5	8 1 0 0	35						
04	Triston Chambers	g 1-2	1-2	0-0	0 1 1	1	3	0 1 0 0	20						
22	D. Denzel-Dyson	g 4-10	2-3	0-3	0 7 7	4	10	0 1 0 1	31						
03	Josh Sharkey	1-3	0-1	3-6	0 0 0	3	5	7 1 0 2	20						
11	James Boone	0-1	0-1	0-0	0 0 0	0	0	1 0 0 1	7						
13	Eric Adams	0-0	0-0	0-0	0 1 1	1	0	0 0 1 0	2						
15	Justin Hopkins	2-3	1-1	0-0	0 2 2	0	5	2 1 0 0	13						
24	Gerald Smith	1-2	0-0	0-0	0 1 1	1	2	0 0 0 0	3						
25	Terry Brutus	1-1	0-0	0-1	0 0 0	2	2	0 1 1 0	5						
55	Alex Peters	2-2	0-0	0-0	1 0 1	3	4	0 0 0 0	5						
Team					2 2 4			1							
Totals		24-53	8-16	12-26	6 28 34	20	68	18 9 4 6	200						
FG % 1st Half: 13-26 50.0% 2nd half: 11-27 40.7% Game: 24-53 45.3% Deadball Rebounds 5															
3FG % 1st Half: 8-11 72.7% 2nd half: 0-5 0.0% Game: 8-16 50.0%															
FT % 1st Half: 5-12 41.7% 2nd half: 7-14 50.0% Game: 12-26 46.2%															

Saint Louis 64 • 2-4

#	Player	Total		3-Ptr		Rebounds			PF	TP	A TO Blk Stl				Min
		FG-FGA	FT-FTA	FG-FGA	FT-FTA	Off	Def	Tot			A	TO	Blk	Stl	
33	WELMER, Elliott	r 5-9	0-2	0-1	1 8 9	3	10	1 1 1 0	25						
35	AGBEKO, Reggie	r 2-10	0-0	2-4	2 9 11	4	6	1 1 2 0	36						
05	ROBY, Davell	g 1-3	1-3	3-5	2 1 3	2	6	6 1 0 0	30						
11	BISHOP, Jermaine	g 6-11	2-6	1-1	1 1 2	4	15	2 5 1 2	32						
32	CRAWFORD, Mike	g 7-14	1-7	1-1	0 6 6	2	16	5 3 0 1	38						
13	NEUFELD, Matt	0-1	0-0	0-0	0 1 1	1	0	0 0 0 0	3						
20	JOHNSON, Jalen	3-9	0-4	1-2	1 3 4	2	7	0 0 1 0	15						
23	MOORE, Zeke	0-1	0-0	0-1	0 1 1	1	0	2 0 0 0	9						
24	HINES, Aaron	1-2	0-1	0-0	0 0 0	3	2	1 2 0 0	6						
25	GILLMANN, Austin	1-1	0-0	0-0	1 1 2	1	2	0 0 0 0	6						
Team					3 1 4										
Totals		26-61	4-23	8-15	11 32 43	23	64	18 13 5 3	200						
FG % 1st Half: 12-34 35.3% 2nd half: 14-27 51.9% Game: 26-61 42.6% Deadball Rebounds 3															
3FG % 1st Half: 1-11 9.1% 2nd half: 3-12 25.0% Game: 4-23 17.4%															
FT % 1st Half: 3-3 100.0 2nd half: 5-12 41.7% Game: 8-15 53.3%															

Officials: Mike Nance, Garrick Shannon, Bill McCarthy
Technical fouls: Samford-None. Saint Louis-None.
Attendance: 4916

Score by periods	1st	2nd	Total
Samford	39	29	68
Saint Louis	28	36	64

Last FG - SAM 2nd-00:44, SLU 2nd-00:08.
Largest lead - SAM by 15 1st-01:26, SLU by 2 1st-19:43.
SAM led for 38:25. SLU led for 01:08. Game was tied for 00:27.

Points	In Paint	T/O	2nd Chance	Fast Break	Bench
SAM	24	17	8	3	18
SLU	32	9	8	5	11

Score tied - 1 time.
Lead changed - 3 times.