

SAINT LOUIS BILLIKENS



Women's Basketball Game Notes
#11 Saint Louis vs. #3 Fordham
Saturday, March 9, 2013 • 7:30 p.m. (ET)
Hagan Arena • Philadelphia, Pa.

Mickey Smith, Media Relations Contact • 314-977-3463 (o) • 314-610-8496 (c) • msmith145@slu.edu

PROBABLE STARTERS vs. Fordham (based on last game)

Head Coach – LISA STONE (12-18 at SLU, 1st year • 515-255 career, 27th year)

No.	Name	Pos.	Ht.	Cl.	Hometown	PPG	RPG	APG	SPG
1	JACY BRADLEY	G	5-6	Sr.	Florence, Ky.	10.8	4.2	4.7	1.3
12	LORREAL JONES	F	6-0	Jr.	Detroit, Mich.	11.2	8.4	1.2	0.9
21	COURTNEY WEBB	G	5-8	RSr.	Benton Harbor, Mich.	9.2	3.3	1.2	0.5
23	DESIRAE BALL	G	5-9	RSo.	Cincinnati, Ohio	9.0	2.4	2.3	0.9
50	MALLORY EGGERT	C	6-2	Sr.	Oak Forest, Ill.	8.2	6.1	0.8	0.9

OFF THE BENCH

No.	Name	Pos.	Ht.	Cl.	Hometown	PPG	RPG	APG	SPG
00	HALEE CASTLEMAN	G	5-8	Jr.	Springdale, Ark.	2.8	3.9	0.9	0.4
13	ERIKA COOK	G	5-11	So.	Nashville, Tenn.	0.1	0.5	0.1	0.0
34	DEINISHA WOMACK	F	6-0	Fr.	Peoria, Ill.	3.0	2.0	0.2	0.3
42	JENNA MUELLER	C	6-2	Jr.	Clarence, Mo.	1.4	2.5	0.2	0.2

BILLIKENS AIM FOR FIRST A-10 SEMIFINALS BERTH – Saint Louis will try to advance to the Atlantic 10 Conference Championship semifinals for the first time when the Billikens take on Fordham Saturday night. The Billikens were stopped in the quarterfinals in 2007 by Xavier and in 2012 by Dayton.

THE SLU-FORDHAM SERIES – The Bills lead the series 5-3, although Fordham has won the last two games including a 61-56 decision Feb. 17 at Chaifetz Arena. Here is the series history:

Winner	Score	Location	Date
FOR	70-58	Bronx	2/26/06
SLU	90-70	St. Louis	2/11/07
SLU	84-78ot2	Bronx	1/12/08
SLU	64-48	St. Louis	1/12/09
SLU	71-60	Bronx	2/16/10
SLU	64-54	St. Louis	1/25/11
FOR	64-61ot	Bronx	2/26/12
FOR	61-56	St. Louis	2/17/13

FORDHAM TAKES REGULAR-SEASON GAME

– **Courtney Webb** scored a season-high 18 points and **Lorreal Jones** recorded her fifth double-double of the season in Saint Louis' 61-56 loss to Fordham Feb. 17 at Chaifetz Arena. Webb tied her career high with four 3-pointers (4-of-8). Jones tallied 16 points and a team-high 12 rebounds, **Desirae Ball** netted 14 points and **Jacy Bradley** registered four assists. Fordham's Erin Rooney led all scorers with 19 points to go with six rebounds and a game-high six assists. Samantha Clark had 14 points, eight rebounds and four blocks; Arielle Collins scored 12 points; and Abigail Corning narrowly missed a double-double with nine points and a game-high 13 rebounds, including seven offensive boards. Corning added four assists. The Billikens edged the Rams 43-40 on the boards - including a season-high-tying 17 offensive rebounds - and tied their season low with seven turnovers. The halftime score was 28-28.

SAINT LOUIS IN THE A-10 CHAMPIONSHIP – The Billikens are 3-5 in their A-10 Championship history. All three victories have come as the No. 11 seed – a 69-61 win over Richmond in 2007 in SLU's first tourney game as an A-10 member, a 64-59 triumph over Charlotte last year and last night's 44-41 victory over Butler.

REVIEWING THE BUTLER GAME – SLU overcame a 10-point deficit early in the second half and beat Butler 44-41 Friday night. **Jacy Bradley** (8-of-8 FTs) and **Lorreal Jones** scored 12 points each, and **Mallory Eggert** added 10. Jones and Eggert grabbed eight and seven rebounds, respectively, to lead SLU to a 41-38 advantage on the boards. Saint Louis outscored Butler 15-6 from the free-throw line. Butler's 41 points are the fewest scored by a Billiken opponent this season.

BILLIKEN LEADERS – SLU features a balanced attack, with five players averaging between 8.2 and 11.2 points. **Lorreal Jones** leads the way with 11.2 ppg, followed by **Jacy Bradley** (10.8 ppg), **Courtney Webb** (9.2 ppg), **Desirae Ball** (9.0 ppg) and **Mallory Eggert** (8.2 ppg). Jones also tops the SLU charts in rebounding (8.4 rpg), offensive rebounding (3.3 oprpg) and field goal shooting (.448). Eggert pulls down 6.1 rebounds per game, and Bradley is third with 4.2 rpg. Bradley averages a team-high 4.7 assists. Webb and Bradley lead the Bills in 3-pointers with 47 and 40, respectively.

DEFENSE VASTLY IMPROVED – Saint Louis is posting its best defensive numbers in eight years of A-10 membership. SLU is allowing 57.7 points per game. The Bills' scoring-defense average through their first seven years in the A-10 was 67.1; their best season mark was 62.3 (2011-12). In A-10 games only, SLU yielded 58.6 ppg, compared to 68.4 ppg over the past seven years. The best season average during that stretch was 63.2 (2011-12).

SLU SCHEDULE (12-18, 5-9 A-10)

November		
Fri., 9	at Missouri	L, 51-67
Thu., 15	at UMKC	L, 53-56
Sun., 18	at Oklahoma	L, 33-68
Wed., 21	at Nebraska-Omaha	W, 51-42
Sat., 24	Western Illinois	W, 55-44
Thu., 29	Indiana State	L, 46-48
December		
Sat., 1	at Valparaiso	W, 53-47
Mon., 3	Illinois-Chicago	W, 58-49
Thu., 6	at UT Martin	L, 62-78
Sun., 9	at Evansville	W, 63-59
Wed., 19	Memphis	L, 58-65
Fri., 21	at Drake	L, 55-61
Sat., 29	Northern Iowa	L, 64-73
Mon., 31	Winthrop	W, 62-53
January		
Wed., 9	at S.E. Missouri State	L, 52-59
Sat., 12	VCU*	W, 60-46
Wed., 16	at Duquesne*	L, 41-68
Sun., 20	Saint Joseph's*	L, 38-69
Wed., 23	at Richmond*	W, 52-49
Sun., 27	Charlotte*	L, 54-71
Thu., 31	at Xavier*	W, 66-49
February		
Thu., 7	Massachusetts* (CBSSN)	W, 59-50
Sun., 10	at Temple*	L, 50-54
Wed., 13	at La Salle*	L, 46-49
Sun., 17	Fordham*	L, 56-61
Wed., 20	Butler*	L, 62-67
Sun., 24	at Rhode Island*	W, 67-48
Thu., 28	Dayton*	L, 61-71
March		
Sun., 3	at George Washington*	L, 55-68
Fri., 8	vs. Butler@	W, 44-41
Sat., 9	vs. Fordham@	7:30 p.m. (ET)

*Atlantic 10 Conference game
 @A-10 Championship, Philadelphia, Pa. (Saint Joseph's)
 CBSSN – CBS Sports Network

BILLIKENS SET SCHOOL DEFENSIVE MARK – SLU has held a school-record 11 opponents to fewer than 50 points this season, including Atlantic 10 Conference foes Butler (41, A-10 Championship first round), Rhode Island (48), La Salle (49), Xavier (49), Richmond (49) and VCU (46). Earlier this year, the Billikens held five straight opponents under 50 for the first time in program history.

A FIRST TIME FOR EVERYTHING – Last night, the Billikens won for the first time in six games this season when scoring fewer than 50 points. Also, SLU won for just the third time in 20 games when shooting a lower percentage than its opponent, as well as just the fourth time in 16 outings when trailing at halftime.

APPLYING THE PRESSURE – Saint Louis has forced its opponents into 83 turnovers (16.6 per game) in the last five games, the most of any five-game span this season.

DOUBLE TIME – **Lorreal Jones** has 10 or more rebounds in seven of the last 12 games and is averaging 9.5 boards during that span. She has 10 double-digit totals this year and 28 for her career. Jones has six double-doubles this season, all coming in the last 15 outings, and was just shy of another at Xavier (eight points, 12 rebounds). She averaged close to a double-double (10.2 ppg, 9.1 rpg) in A-10 games; her rebounding average in conference games tied for fourth in the league, and her 3.5 offensive rebounding average tied for sixth. In addition, Jones' 228 rebounds place her third on SLU's season list for juniors, and she is tied for 10th place on the Bills' overall season chart, needing just eight to move into ninth and 13 to claim eighth.

HAVING A BALL – **Desirae Ball** shot 43 percent from the floor in A-10 play to lead SLU in that category. She ranked second on the team with an 11.0 scoring average in league games, including a career-high 22 points at Xavier and 18 points against Charlotte. Ball has scored in double figures in eight of the last 12 games.

DEFENDING THE ARC – In conference games only, SLU finished sixth in the A-10 in 3-point field goal percentage defense. Billiken opponents were just 51-of-194 (.263) from beyond the arc.

OFFENSIVE EFFICIENCY – The Billikens have had more assists than turnovers in nine games this season, surpassing last year's total of six.

CONQUERING THE ROAD – The Billikens have posted six road triumphs this year, twice as many as the past two seasons combined. SLU has six road wins for the first time since the 1985-86 campaign.

HANDS OFF – **Jacy Bradley** and **Desirae Ball** are the primary reasons why SLU ranks 34th nationally in fewest fouls. Bradley averages 1.59 fouls per 40 minutes to lead the Billikens, and Ball is close behind at 1.61. Bradley has five games in which she has not committed a foul – including a string of three straight contests – and 13 in which she has been whistled just once. Ball has seven games with zero fouls and 10 games with one foul this season.

VALUING THE ROCK – SLU has averaged just 14 turnovers in the last 24 games after averaging 21 miscues in the first six outings.

THE PLAYMAKER – **Jacy Bradley** has 10 games with at least six assists this season, including a career-high nine vs. Dayton. Bradley has had more assists than turnovers in 24 of 30 contests, and her 1.81 assist-turnover ratio in conference games ranked third in the A-10. With 140 assists this season, Bradley has moved into second place on the Billikens' all-time single-season list and on SLU's all-time list for seniors.

CLIMBING THE CAREER CHARTS – **Jacy Bradley** has 344 assists to rank fifth on SLU's career list and 128 3-pointers to rank sixth in Billiken history. Bradley needs two assists to take over fourth place and 10 treys to move into fifth. **Lorreal Jones** is fifth with 684 career rebounds, while **Mallory Eggert** is eighth with 663 and needs four to take over seventh. With 95 career 3-pointers, **Courtney Webb** has moved into sole possession of 10th place. Webb needs two treys to take over ninth.

SLU IN THE A-10 STATISTICS – Saint Louis leads the Atlantic 10 in fewest offensive rebounds allowed (10.1 per game) and ranks in the top half of the league in fewest turnovers (fourth, 15.3 tpg), rebounding margin (fifth, +2.9), field goal percentage (eighth, .383), scoring defense (eighth, 58.2 ppg) and 3-point field goal percentage defense (eighth, .299). **Lorreal Jones** is sixth in rebounding (8.5 rpg) and offensive rebounding (3.3 orgp), ninth in field goal percentage (.448) and 17th in scoring (11.2 ppg). **Jacy Bradley** leads the league in minutes (37.7 mpg) and is third in assist-turnover ratio (1.70), fourth in assists (4.8 apg) and tied for 15th in 3-pointers per game (1.4). **Courtney Webb** is eighth in 3-point field goal percentage (.351) and 12th in 3-pointers per game (1.6). **Desirae Ball** is third in minutes (36.5 mpg), and **Mallory Eggert** is 12th in offensive rebounding (2.6 orgp).

WORKING OVERTIME – SLU players have notched 15 40-minute games this season. **Jacy Bradley** has 11 of those games, while **Desirae Ball** has gone the distance four times.

NO HARM, NO FOUL – The Billikens are averaging just 13.6 fouls in their last 26 games. This season, SLU opponents have only 359 free-throw attempts for a 12.0 per-game average.

RULING THE BOARDS – SLU has outrebounded 20 of 30 opponents thus far, including seven games in which the margin has been in double figures. Since the beginning of last season, the Bills have earned an edge on the boards in 45 of 61 games.

CHALLENGING SCHEDULE – The Billikens' schedule included 13 opponents who advanced to postseason play a year ago, nine teams that won 20 or more games and eight squads that finished among the top 100 in the final NCAA Ratings Percentage Index. Saint Louis played three games against 2011-12 NCAA Tournament participants – Oklahoma, UT Martin and Dayton. Also on the schedule were nine games against 2011-12 WNIT teams – UMKC, Memphis, Drake, VCU, Duquesne, Saint Joseph's, Richmond, Charlotte and Temple – as well as a contest against WBI participant Northern Iowa.

EXPERIENCE ON THE BENCH – The Saint Louis coaching staff boasts a combined 83 years of collegiate coaching experience, including 50 seasons of head-coaching experience. In

addition to **Lisa Stone's** 27 years (all as a head coach), associate head coach **Barb Smith** has 23 years (five as a head coach); assistant coach **Amy Stephens** has 21 years (17 as a head coach); and assistant coach **Lou DiFeo** has 12 years (one as a head coach).

BILLIKENS RETURN 11 FROM LAST YEAR – SLU returned four starters and seven additional players from last year's 11-20 team that tied for 10th (4-10) in the Atlantic 10 Conference. The 2011-12 Billikens beat Charlotte in the A-10 Championship first round before falling to eventual champion Dayton in the quarterfinals. **Courtney Webb** is SLU's top returning scorer after averaging a team-high 11.4 points last season, her first as a Billiken. **Desirae Ball** averaged 9.2 points in her first campaign after missing the 2010-11 season with an injury, while **Jacy Bradley** tossed in 8.6 ppg before missing the last 14 games due to injury. **Lorreal Jones** (8.3 ppg) and **Mallory Eggert** (7.6 ppg) round out last year's top five scorers. The Bills return their top two rebounders from a year ago in Jones (7.8 rpg) and Eggert (6.8 rpg). Webb led the way with 48 3-pointers.

REBOUNDING: A SLU HALLMARK – Saint Louis has been strong on the glass in recent years. Last season, the Billikens finished 46th nationally and second in the A-10 in rebounding margin (+4.8), and they led the conference in offensive rebounding (15.7 per game). SLU earned an advantage on the glass in 25 of 31 games a year ago.

JONES, EGGERT DOING THEIR PART ON THE GLASS – **Lorreal Jones** and **Mallory Eggert** made their presence felt in last season's board battles. In the final A-10 rankings, Jones – whose team-high 243 rebounds placed her seventh on SLU's all-time single-season list and third on the school's rebounding chart for sophomores – was fifth in rebounding (7.8 rpg) and ninth in offensive rebounding (2.6 orgp). Eggert, whose 211 caroms were good for fourth on the SLU juniors' list, was 12th in rebounding (6.8 rpg) and fourth in offensive rebounding (2.8 orgp). In addition, Jones tied for fourth in the league with nine double-digit rebounding performances; she has 28 career double-digit efforts. Eggert tied for ninth with six double-digit totals and has 14 for her career.

BALL GARNERS THREE A-10 WEEKLY HONORS – **Desirae Ball** was named A-10 Rookie of the Week three times last season, the second-highest number in the league. Ball collected the award Jan. 9, Feb. 13 and Feb. 27.

DOUBLING UP – In addition to their double-digit rebounding performances, **Lorreal Jones** and **Mallory Eggert** ranked among the Atlantic 10 leaders in double-doubles a year ago. Jones tallied at least 10 points and 10 rebounds in five games to tie for sixth in the conference, while Eggert tied for 12th with three double-doubles. **Courtney Webb** tied for eighth in the league with five 20-point scoring efforts.

WHEN WAS THE LAST TIME THE BILLIKENS ...

Team

Scored 100 points..... 105, Gardner-Webb (12/20/02)
 Scored 90 points..... 90, Fordham (2/11/07)
 Shot 60 percent 60.0, East Carolina (2/3/02)
Shot 50 percent52.2, at Xavier (1/31/13)
Played a ranked team#12/12 Dayton (2/28/13)
 Beat a ranked team #20 DePaul (1/24/03)
 Played overtime..... at Fordham (2/26/12)
 Won overtime game.....Charlotte (2/22/12)
 Played double overtime at Fordham (1/12/08)
 Played triple overtime Never

Individual

40+ points..... Never
 30+ points..... 37, Theresa Lisch at La Salle (1/17/09)
 20+ rebs.....21, Julie Hacker-Buehne vs. McKendree (1/28/88)
 15+ rebs..... 16, Lorreal Jones at Wisconsin (12/5/11)
 10+ assists 10, Janisha Gearlds vs. Massachusetts (2/15/12)
5+ steals 5, Desirae Ball at Valparaiso (12/1/12)
 5+ blocks.....5, Kim Bee vs. Murray State (11/26/11)
 2 players w/20+ points Bradley (12/29/09)
2 players w/10+ rebounds Massachusetts (2/7/13)
4 players w/10+ pointsDayton (2/28/13)
5 players w/10+ points Winthrop (12/31/12)
 6 players w/10+ points Chicago State (11/13/06)
 Triple-double Never
Double-double 11 pts., 10 rebs., Lorreal Jones vs. Dayton (2/28/13)

THE BILLIKENS' RECORD WHEN ...

Leading at halftime..... 8-3
 Trailing or tied at halftime 4-15
 Outrebounding opponent 10-10
 Are outrebounded or tied 2-8
 Shoot higher percentage than opponent 9-1
 Shoot same or lower percentage than opponent 3-17
 Shoot at least 45 percent 3-1
 Shoot lower than 45 percent..... 9-17
 Make more free throws than opponent 12-5
 Make same/fewer free throws than opponent 0-13
 Have more assists than turnovers 4-5
 Commit fewer turnovers than opponent 5-4
 Commit same or more turnovers than opponent 7-14
 Opponent scores 60 or fewer points 12-5
 Opponent scores between 61-70 points 0-9
 Opponent scores between 71-80 points 0-4
 Opponent scores more than 80 points..... 0-0
 Score fewer than 50 points 1-5
 Score between 50-59 points..... 6-9
 Score between 60-69 points..... 5-4
 Score between 70-79 points..... 0-0
 Score at least 80 points 0-0
 Leading with five minutes to play..... 11-1
 Trailing or tied with five minutes to play 1-17
 Leading with two minutes to play 11-2
 Trailing or tied with two minutes to play..... 1-16
 Games decided by 1 to 5 points 3-6
 Games decided by 6 to 10 points 5-5
 Games decided by more than 10 points..... 4-7

DOUBLE-DIGIT SCORING GAMES

<u>Player</u>	<u>Season</u>	<u>Career</u>
Lorreal Jones	19	37
Courtney Webb	15	32
Jacy Bradley	14	39
Desirae Ball	14	29
Mallory Eggert	13	30
Denisha Womack	1	1
Jenna Mueller	0	1

DOUBLE-DIGIT REBOUNDING GAMES

<u>Player</u>	<u>Season</u>	<u>Career</u>
Lorreal Jones	10	28
Mallory Eggert	2	14
Halee Castleman	2	2

2012-13 STATISTICS LEADERS

(# of times player has led in each category)

<u>Player</u>	<u>Points</u>	<u>Rebs.</u>	<u>Assists</u>	<u>Steals</u>
Jones	9	20	3	7
Eggert	4	9	1	7
Webb	5	3		4
Bradley	11	3	24	12
Ball	4		6	8
Castleman		3	2	3
Womack		1		2
Mueller		1		1
Johnson				1

2012-13 Saint Louis University Billikens

No.	Name	Yr.	Pos.	Ht.	Hometown (High School/Previous)
00	Halee Castleman	Jr.	G	5-8	Springdale, Ark. (Har-ber)
1	Jacy Bradley	Sr.	G	5-6	Florence, Ky. (Boone County)
4	Morgan Johnson*	So.	G	5-9	Whiteland, Ind. (Whiteland)
11	Jamesia Price*	So.	G	5-7	Blue Springs, Mo. (Blue Springs)
12	Lorreal Jones	Jr.	F	6-0	Detroit, Mich. (Renaissance)
13	Erika Cook	So.	G	5-11	Nashville, Tenn. (Hunters Lane)
21	Courtney Webb	RS Sr.	G	5-8	Benton Harbor, Mich. (Benton Harbor/DePaul University)
23	Desirae Ball	RS So.	G	5-9	Cincinnati, Ohio (Ursuline)
34	Denisha Womack	Fr.	F	6-0	Peoria, Ill. (Peoria Central)
42	Jenna Mueller	Jr.	C	6-2	Clarence, Mo. (South Shelby)
50	Mallory Eggert	Sr.	C	6-2	Oak Forest, Ill. (Marian Catholic)

Head Coach: Lisa Stone (1st season)

Associate Head Coach: Barb Smith (1st season)

Assistant Coaches: Amy Stephens (1st season), Lou DiFeo (1st season)

Director of Operations: Brittney Marshall (3rd season)

**Injured and out for the season*

Pronunciations

#00 – HAY-lee Castleman

#1 – JAY-cee Bradley

#11 – juh-ME-see-uh Price

#12 – lor-ee-al Jones

#23 – dez-ur-ay Ball

#34 – duh-NEE-shuh WO-mack

#42 – Jenna MYOU-ler

#50 – Mallory EGG-ert

Assistant coach Amy STEE-vens

Assistant coach Lou duh-FAY-oh

What's a Billiken?

The Billiken was born Oct. 8, 1908, when Kansas City art teacher and illustrator Florence Pretz patented a design for an elflike creature with pixie ears, a mischievous smile and a tuft of hair on his pointed head. Reportedly, the image came to her in a dream.

Although it didn't appear on the actual patent, some believe Pretz found the Billiken name in a fanciful work entitled, "Mr. Moon: A Song of the Little People," by Canadian poets Bliss Carman and Richard Hovey.

Within a short time, Pretz sold her patented image to the Billiken Company of Chicago. Initially manufactured as a bank and statuette, and later as a doll, this good luck charm soon became a national craze. By 1911, the Billiken's likeness adorned everything from marshmallow candies to hood ornaments.

In his heyday, the Billiken enjoyed worldwide fame. Artisans in Alaska began carving his image into ivory, and in Japan, he appeared in shrines, amusement parks and even a movie.

Like many other fads, the Billiken might have faded into obscurity if it were not for Saint Louis University law student John Bender, who also happened to be the coach of SLU's football team during the height of Billikenmania.

One story claims that nearby drugstore owner Billy Gunn called Bender a Billiken when the coach walked into his establishment one day. Supposedly, legendary sportswriter William O'Connor was within earshot of the


remark and took up the moniker not only for Bender but also for SLU's sports teams.

Another tale claims O'Connor himself dubbed the coach a Billiken after a particularly good practice left Bender beaming with a big smile. After practice, Bender's fellow law student Charles Z. McNamara, a local cartoonist, sketched Bender as a Billiken, posted it in Gunn's drugstore window and tabbed the football team "Bender's Billikens."

Yet another yarn reports that the druggist asked McNamara to decorate his store window the night before a homecoming game. Supposedly, McNamara drew a Billiken, a popular good luck charm, causing one of his fellow students to exclaim, "That looks like coach Bender!"

Whatever the case, O'Connor is generally credited for popularizing the name throughout the city, but one fact flies in the face of this legend and lore. O'Connor did not join the *St. Louis Post-Dispatch* until Nov. 26, 1911, one full month after the newspaper first mentioned "Bender's Billikens."

Regardless of how the story is told or whether his mysterious origins are ever finally resolved, the Billiken remains a good luck charm for Saint Louis University's sports teams and always brings smiles to the faces of SLU fans. Legend has it that the Billiken has three kinds of luck – good, better and best. Buying a Billiken gives the buyer good luck. To have one given to you is better luck. The best luck comes if the Billiken is stolen.





Halee Castleman
5-8 • Jr. • G
Springdale, Ark.
Har-ber H.S.




Jacy Bradley
5-6 • Sr. • G
Florence, Ky.
Boone County H.S.




Morgan Johnson
5-9 • Soph. • G
Whiteland, Ind.
Whiteland H.S.



Jamesia Price
5-7 • Soph. • G
Blue Springs, Mo.
Blue Springs H.S.



Lorreal Jones
6-0 • Jr. • F
Detroit, Mich.
Renaissance H.S.



Erika Cook
5-11 • Soph. • G
Nashville, Tenn.
Hunters Lane H.S.



Courtney Webb
5-8 • RS Sr. • G
Benton Harbor, Mich.
DePaul University



Desirae Ball
5-9 • RS So. • G
Cincinnati, Ohio
Ursuline H.S.



Abby Willis
5-8 • Jr. • G
Overland Park, Kan.
Saint Thomas Aquinas H.S.



Denisha Womack
6-0 • Fr. • F
Peoria, Ill.
Peoria Central H.S.



Jenna Mueller
6-2 • Jr. • C
Clarence, Mo.
South Shelby H.S.



Mallory Eggert
6-2 • Sr. • C
Oak Forest, Ill.
Marian Catholic H.S.



Lisa Stone
Head Coach
First Season



Barb Smith
Associate Head Coach
First Season



Amy Stephens
Assistant Coach
First Season



Lou DiFeo
Assistant Coach
First Season



Brittney Marshall
Director of Operations
Third Season

Radio-TV Roster

Head Coach Lisa Stone



Lisa Stone, who amassed a 503-237 record in 26 years as a collegiate head coach before arriving at Saint Louis, was named the seventh head coach in Billiken women's basketball history May 4, 2012.

Most recently, Stone served eight seasons (2003-11) in charge at Wisconsin. She began her head-coaching career with a three-year stint at Cornell (Iowa) College, spent 12 seasons at Wisconsin-Eau Claire and had a three-year tenure at Drake.

"We are thrilled to have Lisa and her family join the Saint Louis University community," Director of Athletics Chris May said. "Her successful career, which includes a commitment to academic success and winning at every level, speaks for itself.

"It is an exciting time for the Billikens as we welcome Lisa to SLU to lead the women's basketball program in educating student-athletes, competing for championships and building community," May said. "Lisa's arrival, combined with SLU's educational excellence, state-of-the-art facilities in Chaifetz Arena, the competitive Atlantic 10 Conference and a fertile recruiting base, makes SLU women's basketball poised for success."

"I am excited to join the Billiken family," Stone said. "I wish to thank (SLU President) Father Lawrence Biondi, (Vice President for Student Development) Dr. Kent Porterfield, Chris May and (Associate Director of Athletics) Janet Oberle for their hard work during the process.

"Saint Louis University has an outstanding commitment to excellence, and I am thrilled to be part of an institution that strongly encourages its student-athletes to lead, learn and serve," Stone said. "The University offers academic prestige, outstanding facilities and a beautiful campus, plus an opportunity to compete in the very strong Atlantic 10 Conference."

Stone guided Wisconsin to five postseason appearances, two 20-win campaigns and a 128-119 record that included a 95-68 mark in her final five seasons. In her fourth year (2006-07), the Badgers won a school-record 23 games (23-13) and finished second in the WNIT.

Following WNIT appearances the next two seasons, Wisconsin's 2009-10 squad posted a 21-11 record, tied for third in the Big Ten Conference and earned an NCAA Tournament bid. Stone was rewarded by being named Big Ten Coach of the Year. The Badgers again tied for third in the Big Ten in 2010-11 and participated in the WNIT.

Wisconsin also excelled academically with Stone at the helm. Twenty-one players combined to earn 42 Academic All-Big Ten nods during her tenure.

Stone's 64-27 record at Drake included a 42-12 Missouri Valley Conference ledger. She led the Bulldogs to a 23-7 record, an MVC regular-season co-championship and an NCAA Tournament berth in her first season (2000-01). Stone, whose 23 victories were the most by a first-year MVC women's basketball coach, was tabbed the league's Coach of the Year. The following season, Stone's team went 25-8, achieved a No. 20 national ranking and reached the NCAA Tournament Sweet 16.

The Drake program also flourished in the classroom under Stone's leadership. The 2000-01 Bulldogs were ranked sixth on the Women's Basketball Coaches Association's Academic Top 25 Honor Roll, and the 2001-02 team garnered a No. 15 ranking on the prestigious list.

LISA STONE YEAR BY YEAR

Year	School	Record	Postseason
1985-86	Cornell (Iowa)	11-11	
1986-87	Cornell (Iowa)	12-10	
1987-88	Cornell (Iowa)	11-11	
1988-89	UW-Eau Claire	24-4	NCAA (Q-finals)
1989-90	UW-Eau Claire	21-6	NCAA
1990-91	UW-Eau Claire	15-10	
1991-92	UW-Eau Claire	23-5	NCAA (Q-finals)
1992-93	UW-Eau Claire	22-4	NCAA (rd. of 16)
1993-94	UW-Eau Claire	23-6	NCAA (3rd place)
1994-95	UW-Eau Claire	24-5	NCAA (Q-finals)
1995-96	UW-Eau Claire	25-4	NCAA (Q-finals)
1996-97	UW-Eau Claire	27-4	NCAA (2nd place)
1997-98	UW-Eau Claire	22-5	NCAA
1998-99	UW-Eau Claire	23-5	NCAA
1999-00	UW-Eau Claire	28-1	NCAA (rd. of 16)
2000-01	Drake	23-7	NCAA
2001-02	Drake	25-8	NCAA (rd. of 16)
2002-03	Drake	16-12	
2003-04	Wisconsin	10-17	
2004-05	Wisconsin	12-16	
2005-06	Wisconsin	11-18	
2006-07	Wisconsin	23-13	WNIT (2nd place)
2007-08	Wisconsin	16-14	WNIT (2nd rd.)
2008-09	Wisconsin	19-15	WNIT (rd. of 16)
2009-10	Wisconsin	21-11	NCAA
2010-11	Wisconsin	16-15	WNIT (2nd rd.)
2012-13	Saint Louis	12-18	
Totals		515-255	

At NCAA Division III Wisconsin-Eau Claire, Stone turned around a program that had registered just one winning record prior to her arrival. Her teams tallied a 277-59 mark (159-33 in conference play), turned in 11 20-win seasons, reached the NCAA Tournament 11 times and captured six league crowns.

Stone's 1996-97 squad was the national runner-up, and her 1993-94 team finished third in the nation. She was chosen the 1997 WBCA Division III National Coach of the Year, and in 2000 she was named D3 News/Molten Division III National Coach of the Year as the Blugolds posted a 28-1 record. A five-time Wisconsin Intercollegiate Athletic Conference Coach of the Year, Stone was inducted into the UW-Eau Claire Blugold Hall of Fame in 2006.

Stone's accomplishments at UW-Eau Claire led to her selection to the inaugural class of the WIAC Hall of Fame earlier this year. Additionally, she was named the WIAC Women's Basketball All-Time Co-Coach.

When Stone was named head coach at Division III Cornell College at age 21 in 1985, she was the nation's youngest head basketball coach at a four-year institution. She collected a 34-32 record at Cornell and led the Rams to the Midwest Conference's Southern Division title in each of her three years. Stone also served as the Rams' head softball coach.

In addition to her collegiate coaching experience, Stone was a head coach in the 2001 WBCA All-Star Game as well as an assistant coach for gold-medal-winning Team USA at the 2002 World Championships for Young Women Qualifying Tournament in Brazil.

Stone holds a bachelor's degree in physical education (1984) and a master's degree in athletic administration (1986), both from the University of Iowa. A four-year standout at point guard under legendary head coach C. Vivian Stringer, she is 25th in points (1,129), tied for ninth in steals (177) and 11th in assists (322) on the Iowa career charts. Stone also owns a share of the Hawkeyes' record for steals in a game (nine).

Stone was a three-time team captain and a two-time Hawkeye Most Valuable Player. As a senior, she won the Big Ten Medal of Honor as one of the top scholar-athletes in the conference and also captured the Iowa Student-Athlete of the Year award.

A native of Oregon, Wis., Stone earned four letters each in basketball, tennis and track and field during her high school career. She helped lead Oregon to the Wisconsin Class A state basketball tournament in 1979 and 1980, and she earned first-team All-State honors as a senior and second-team recognition as a junior.

Stone and her husband, Ed, a certified public accountant, are the parents of a daughter, Allison (20), and a son, Tyler (17).



#1 • Jacy Bradley

Senior Guard • 5-6

Florence, Ky.

Boone County H.S.

Ranks fifth on the Saint Louis career assists list with 344, and sixth on the SLU career 3-point field goals list with 128.

2012-13: Tied for team-high honors with 12 points (8-of-8 FT) and added five rebounds, two assists, two steals and a block vs. Butler

in the A-10 Championship first round ... had team highs of 17 points (4-of-7 3-pointers) and four assists (tied) to go with five rebounds and a steal at George Washington ... collected a career-high nine assists, tied her career high with four steals, and added eight points and five rebounds vs. Dayton ... scored a career-high 28 points (9-of-18 FG, three 3-pointers, 7-of-8 FT) and added two rebounds, three assists and a steal at Rhode Island ... led SLU with 17 points and four assists and grabbed three rebounds vs. Butler ... had four points, five rebounds and four assists vs. Fordham ... led the team with 17 points and game highs of five assists and three steals, and added four rebounds at La Salle ... scored a game-high 19 points (7-of-14 FG, 3-of-7 3-pointers), tied her career high with a game-high four steals, tied for team-high honors with five assists and added two rebounds at Temple ... registered 12 points, seven rebounds and game highs of six assists and three steals vs. UMass ... posted 10 points, two rebounds, two assists and a block at Xavier ... had seven points, six rebounds and a team-high five assists vs. Charlotte ... contributed 12 points (5-of-9 FG), three rebounds, two assists and a steal at Richmond ... distributed a team-high five assists to go with five points, three rebounds and a steal vs. Saint Joseph's ... tallied a game-high five assists at Duquesne ... had eight points, six rebounds, a game-high-tying six assists, a game-high and career-high-tying four steals and one block vs. VCU ... scored a team-season-high 24 points, tied her career highs with nine field goals and five 3-pointers (5-of-9), and added seven rebounds and an assist at Southeast Missouri State ... posted a team-high 15 points, a game-high and career-high-tying eight assists, six rebounds, a block and a steal vs. Winthrop ... led the Bills with 18 points (season-high four 3-pointers, 4-of-8), seven rebounds, five assists and two steals vs. Northern Iowa ... chipped in eight points, three rebounds and three assists at Drake ... had a game-high seven assists to go with four points (4-of-4 FT), one rebound, one block and one steal vs. Memphis ... produced SLU's first 20-point performance of the season with 23 points at Evansville (8-of-13 FG, 3-of-6 3-pointers, 4-of-5 FT) ... also had a game-high six assists vs. the Purple Aces, and tied for the team lead with a career-high-tying eight rebounds ... had nine points (3-of-5 3-pointers), four rebounds and three assists at UT Martin ... scored seven points, led the team with four assists and added two rebounds, a block and a steal vs. UIC ... posted a career- and game-high eight assists (one turnover) and four rebounds at Valparaiso ... had a game-high-tying seven assists and scored six points vs. Indiana State ... tallied game highs of six assists and three steals to go with six points and four rebounds vs. Western Illinois ... had four points, seven rebounds, three assists and a steal at Nebraska Omaha ... scored a team-high 11 points, had a game-high and career-high-tying four steals, and added four rebounds, an assist and a block at No. 11 Oklahoma ... posted a game-high seven assists and tied for game-high honors with five rebounds at UMKC ... had nine points, five rebounds and a team-high four assists with no turnovers at Missouri.

2011-12: Played in 17 games and started six before suffering a season-ending injury at Charlotte in the second A-10 game of the season ... earned All-Tournament plaudits at Seattle University's Washington Dental Service

Career Highs

Points – 28 at Rhode Island, 2/24/13

Field Goals – 9, three times, last at Rhode Island, 2/24/13

3-Point FGs – 5, three times, last at Southeast Missouri State, 1/9/13

Free Throws – 8, twice, last vs. Butler, 3/8/13

FT Attempts – 8, three times, last vs. Butler, 3/8/13

Rebounds – 8, twice, last at Evansville, 12/9/12

Offensive Rebounds – 2, eight times, last vs. Northern Iowa, 12/29/12

Assists – 9 vs. Dayton, 2/28/13

Blocks – 1, seven times, last vs. Butler, 3/8/13

Steals – 4, six times, last vs. Dayton, 2/28/13

Minutes – 40, 11 times, last vs. Butler, 3/8/13

Season Highs

Points – 28 at Rhode Island, 2/24/13

Field Goals – 9, twice, last at Rhode Island, 2/24/13

3-Point FGs – 5 at Southeast Missouri State, 1/9/13

Free Throws – 8 vs. Butler, 3/8/13

FT Attempts – 8, twice, last vs. Butler, 3/8/13

Rebounds – 8 at Evansville, 12/9/12

Offensive Rebounds – 2, twice, last vs. Northern Iowa, 12/29/12

Assists – 9 vs. Dayton, 2/28/13

Blocks – 1, seven times, last vs. Butler, 3/8/13

Steals – 4, four times, last vs. Dayton, 2/28/13

Minutes – 40, 11 times, last vs. Butler, 3/8/13

Holiday Hoops Tournament ... was named to the Jesuit Basketball Spotlight Honor Roll Jan. 2 ... led the Billikens in 3-point field goal percentage (.353) and fewest fouls per 40 minutes (1.25) ... was second on the team in assists per game (3.1, her career-best season average) ... placed third in scoring (8.6 ppg), 3-point field goals (18), free-throw percentage (.846) and assists (53) ... scored a team-season-high 24 points vs. Saint Francis, going 9-of-12 from the field (career-high nine field goals), 3-of-5 from 3-point distance and 3-of-4 from the free-throw line.

2010-11: Played in all 29 games and started 10, including the final seven outings of the season ... in conference games only, ranked sixth in the A-10 in 3-point field goals per game (2.2) and tied for 23rd in scoring (11.4 ppg) ... landed in second place on SLU's single-season list for sophomores with 42 3-pointers ... led the team in points (267), field goals (93), 3-point field goals (42), free-throw percentage (.886), assists (78), assists per game (2.7) and fewest fouls per 40 minutes (2.1) ... was second in scoring average (9.2 ppg), 3-point field goal percentage (.304) and minutes (742) ... finished third in steals (34), steals per game (1.2) and minutes per game (25.6) ... averaged a team-high 11.4 points and shot a team-high .337 from 3-point range in conference games ... led the Billikens in scoring 11 times, most on the team ... led SLU or tied for the team lead in assists 15 times, most on the team ... scored in double figures a team-leading 13 times.

2009-10: Was named the Dec. 7 A-10 co-Rookie of the Week ... played in all 30 games and started twice ... led the team in assist-to-turnover ratio (1.16:1) and fewest fouls per 40 minutes (1.95) ... was second on the team in 3-point field goals (28), 3-point field-goal percentage (28-of-83, .337), assists (73) and steals (33), and tied for second in free-throw percentage (25-of-33, .758) ... led the team or tied for the team lead in assists 12 times ... sank at least one 3-pointer in her first 10 and 15 of her first 17 games ... had 12 games with either zero or one turnover.

Career Statistics

Season	GP	GS	Min	Avg	FG	FGA	Pct	3FG	FGA	Pct	FT	FTA	Pct	Off	Def	Reb	Avg	PF	FO	A	TO	B	S	Pts	Avg
2009-10	30	2	656	21.9	63	186	.339	28	83	.337	25	33	.758	10	44	54	1.8	32	0	73	63	0	33	179	6.0
2010-11	29	10	742	25.6	93	285	.326	42	138	.304	39	44	.886	22	47	69	2.4	39	0	78	98	0	34	267	9.2
2011-12	17	6	417	24.5	59	166	.355	18	51	.353	11	13	.846	6	29	35	2.1	13	0	53	60	0	18	147	8.6
2012-13	30	29	1132	37.7	111	301	.369	40	134	.299	61	71	.859	10	115	125	4.2	45	0	140	83	7	38	323	10.8
Totals	106	47	2947	27.8	326	938	.348	128	406	.315	136	161	.845	48	235	283	2.7	129	0	344	304	7	123	916	8.6



#50 • Mally Eggert

Senior Center • 6-2

Oak Forest, Ill.

Marian Catholic H.S.

Ranks eighth on the SLU career list with 663 rebounds.

2012-13: Scored 10 points and pulled down seven rebounds (five offensive) vs. Butler in the A-10 Championship first round ... had four points, five rebounds and a steal at George

Washington ... grabbed a career-high-tying seven offensive rebounds among her eight boards, scored 11 points (5-of-8 FG) and had an assist vs. Dayton ... recorded 12 points (6-of-11 FG), seven rebounds (four offensive), one assist and one steal at Rhode Island ... had eight points, three rebounds, an assist and a steal vs. Butler ... pulled down five rebounds to go with an assist and a steal vs. Fordham ... scored nine points, collected a game-high nine rebounds and added a steal at La Salle ... had a career-high and team-high-tying five assists, and grabbed an offensive rebound at Temple ... contributed nine points and four rebounds vs. UMass ... tallied four points and four rebounds at Xavier ... had five points, two rebounds and an assist vs. Charlotte ... turned in seven points, eight rebounds and an assist at Richmond ... tied for the team lead with seven rebounds and had a steal vs. Saint Joseph's ... tied for game-high honors with five rebounds and added three points, one assist, one block and one steal at Duquesne ... had a career-high four assists to go with 10 points, six rebounds and a steal vs. VCU ... registered five points, five rebounds (four offensive) and an assist at Southeast Missouri State ... tallied 10 points, six rebounds (four offensive), two assists and a steal vs. Winthrop ... had 14 points, four rebounds and a steal vs. Northern Iowa ... scored four points, tied for game-high rebounding honors with seven (game-high and season-high six offensive) and made a game-high four steals at Drake ... tied for the team lead with 15 points (6-of-11 FG) and eight rebounds (five offensive) vs. Memphis ... had four points and six rebounds at Evansville ... scored a career- and team-high 17 points, tied for game-high honors with eight rebounds (five offensive) and had an assist at UT Martin ... tallied 13 points and tied for game-high honors with eight rebounds vs. UIC ... scored 14 points and grabbed a game-high 12 rebounds (tying the SLU season high, including five offensive) at Valparaiso ... tied her career high with 16 points (career-high eight FGs, 8-of-10) to go with 10 rebounds, a career-high six steals, a career-high-tying two blocks and an assist vs. Indiana State ... turned in 11 points, seven rebounds (four offensive), two steals and a block vs. Western Illinois ... tied for game-high scoring honors with 12 points and added seven rebounds and an assist at Nebraska Omaha ... tallied seven points, two rebounds and a steal at No. 11 Oklahoma ... had eight points, three rebounds and two assists at UMKC ... scored five points, tied for game-high honors with eight rebounds, and tied for game-high honors with a career-high three steals at Missouri.

2011-12: Was named to the A-10 Commissioner's Honor Roll (minimum 3.5 GPA) for both semesters ... was named Performer of the Week by Pickin Splinters Dec. 12 ... played in all 31 games and started 25, both career highs ... for all games, tied for fourth in the A-10 in offensive rebounding (team-high 2.8 orgp, career-high 88 total) and was 12th in rebounding (career-high-tying 6.8 rpg, second on the team) ... tied for ninth in the conference in double-figure rebound games (six), and tied for 12th in double-doubles (three) ... in A-10 contests only, was fifth in field goal percentage (team-high .535), tied for sixth in offensive rebounding (team-high 2.8 orgp) and 12th in rebounding (6.6 rpg, second on the team) ... her 7-of-8 shooting performance vs. La Salle tied for fourth best in the A-10 ... led the Billikens in field goal percentage (.464) ... finished second on the team with a career-

Career Highs

Points – 17 at UT Martin, 12/6/12

Field Goals – 8 vs. Indiana State, 11/29/12

3-Point FGs – None

Free Throws – 8 vs. Richmond, 1/28/12

FT Attempts – 10 vs. Richmond, 1/28/12

Rebounds – 16 vs. Florida Atlantic, 12/19/10

Offensive Rebounds – 7, three times, last vs. Dayton, 2/28/13

Assists – 5 at Temple, 2/10/13

Blocks – 2, three times, last vs. Indiana State, 11/29/12

Steals – 6 vs. Indiana State, 11/29/12

Minutes – 39 vs. Charlotte, 2/22/12

Season Highs

Points – 17 at UT Martin, 12/6/12

Field Goals – 8 vs. Indiana State, 11/29/12

3-Point FGs – None

Free Throws – 6, twice, last vs. Butler, 2/20/13

FT Attempts – 9 vs. Butler, 2/20/13

Rebounds – 12 at Valparaiso, 12/1/12

Offensive Rebounds – 7 vs. Dayton, 2/28/13

Assists – 5 at Temple, 2/10/13

Blocks – 2 vs. Indiana State, 11/29/12

Steals – 6 vs. Indiana State, 11/29/12

Minutes – 38 at Valparaiso, 12/1/12

high 211 rebounds, good for fourth place on SLU's single-season list for juniors ... also was second in free throws (career-high 57) and free-throw attempts (career-high 94) ... also posted career highs for a season in points (237), scoring average (7.6 ppg), field goals (90), steals (17), minutes (707) and minutes per game (22.8) ... led Saint Louis in rebounding 12 times, second most on the team ... had at least four offensive rebounds 11 times.

2010-11: Received the team's Billiken Award, given to the player who best exemplifies a combination of passion, leadership, selflessness and community involvement ... played in all 29 games and was third on the team with 24 starts ... for all games, was 11th in the A-10 in offensive rebounding (2.6 orgp) and 12th in total rebounding (6.8 rpg) ... in conference games, ranked 12th in total rebounding (7.0 rpg) and tied for 12th in offensive rebounding (2.4 orgp) ... led the Billikens in field goal percentage (.435) and blocks (11) ... was second on the team in rebounds (196), rebounding average (6.8 rpg), offensive rebounds (75) and offensive rebounding average (2.6 orgp) ... averaged a team-high 7.0 rebounds (team-high 98 rebounds) in conference games ... tied for the team scoring lead twice ... led the team or tied for the team lead in rebounding 11 times, second most on the squad ... scored in double figures seven times ... produced five double-figure rebounding games.

2009-10: Played in 27 games and started two ... third on the team in field-goal percentage (.486).

Career Statistics

Season	GP	GS	Min	Avg	FG	FGA	Pct	3FG	FGA	Pct	FT	FTA	Pct	Off	Def	Reb	Avg	PF	FO	A	TO	B	S	Pts	Avg
2009-10	27	2	240	8.9	17	35	.486	0	0	.000	5	14	.357	22	52	74	2.7	31	0	0	15	1	6	39	1.4
2010-11	29	24	644	22.2	64	147	.435	0	0	.000	36	60	.600	75	121	196	6.8	72	0	10	37	11	13	164	5.7
2011-12	31	25	707	22.8	90	194	.464	0	0	.000	57	94	.606	88	123	211	6.8	80	0	11	40	3	17	237	7.6
2012-13	30	25	794	26.5	96	223	.430	0	0	.000	55	92	.598	80	102	182	6.1	82	2	25	67	4	26	247	8.2
Totals	117	76	2380	20.3	267	599	.446	0	0	.000	153	260	.588	265	398	663	5.7	265	2	46	159	19	62	687	5.9



#21 • Courtney Webb

RS Senior Guard • 5-8

Benton Harbor, Mich.

Benton Harbor H.S. • DePaul

Ranks 10th on the SLU career list with 95 3-point field goals.

2012-13: Had three points, two rebounds an assist and a steal vs. Butler in the A-10 Championship first round ... scored eight points and grabbed a rebound at George

Washington ... netted a game-high-tying 16 points to go with three rebounds, an assist and a steal vs. Dayton ... scored 15 points (4-of-7 FG, two 3-pointers, 5-of-6 FT) and added one rebound, two assists and a steal at Rhode Island ... tallied nine points (3-of-6 3-pointers) to go with three assists and a rebound vs. Butler ... scored a season-high 18 points (tied career high with four 3-pointers, 4-of-8) and added four rebounds (three offensive), two assists and a steal vs. Fordham ... had four points, three rebounds and a steal at La Salle ... scored nine points (4-of-7 FG) to go with two rebounds, an assist and a steal at Temple ... tallied six points, a rebound, an assist and a steal vs. UMass ... had seven points, two rebounds and an assist at Xavier ... collected a rebound vs. Charlotte ... played five minutes at Richmond ... grabbed a rebound vs. Saint Joseph's ... had four points and four rebounds at Duquesne ... scored 11 points (3-of-7 3-pointers) and grabbed six rebounds vs. VCU ... scored three points and added five rebounds, three assists, two steals and a block at Southeast Missouri State ... had 14 points (tied her career high for 3-pointers, 4-of-7) to go with three rebounds, three assists and a steal vs. Winthrop ... scored 13 points, tied for the team lead with seven rebounds and added a career-high four assists vs. Northern Iowa ... tallied 13 points, four rebounds and an assist at Drake ... tossed in 11 points, grabbed six rebounds and added two assists, a block and a steal vs. Memphis ... scored 12 points to go with four rebounds, a block and a steal at Evansville ... had 10 points, four rebounds, two assists and a steal at UT Martin ... netted 13 points (three 3-pointers), collected four rebounds (three offensive) and added two assists and two steals vs. UIC ... scored a game-high-tying 15 points and added four rebounds and an assist at Valparaiso ... had five points, three rebounds and an assist vs. Indiana State ... scored a game-high 16 points (tying her career high with four 3-pointers, 4-of-6), had career highs of eight rebounds and four offensive rebounds, and added two assists and a steal vs. Western Illinois ... registered eight points, three rebounds and two assists at Nebraska Omaha ... had six points and two rebounds at No. 11 Oklahoma ... scored 10 points and tied for game-high honors with five rebounds at UMKC ... tallied a team-high 17 points, including three 3-pointers, and grabbed four rebounds, including a career-high-tying three offensive boards, at Missouri.

2011-12: Her first season with the Billikens after sitting out the 2010-11 campaign following her transfer from DePaul ... played in all 31 games and started 13, including the final nine games of the season ... in all games, was 12th in the A-10 in 3-point field goal percentage (.348, second on the team) and 20th in scoring (team-high 11.4 ppg, 354 points) ... had five games with 20 or more points, tying for eighth in the league ... in A-10 games only, finished sixth in 3-point field goal percentage (team-high .387) and tied for sixth in 3-point field goals per game (1.7) ... led the Billikens in field goals (134) and 3-point field goals (48) ... was second on the team in free-throw percentage (.864) and tied for third in blocks (six) ... led the Billikens in scoring 11 times, most on the team, and also had a team-high 17 double-figure scoring totals.

Career Highs

Points – 23 vs. UMKC, 12/20/11

Field Goals – 10 vs. UMKC, 12/20/11

3-Point FGs – 4, nine times, last vs. Fordham, 2/17/13

Free Throws – 6 vs. Charlotte, 3/2/12

FT Attempts – 7 vs. Charlotte, 3/2/12

Rebounds – 8 vs. Western Illinois, 11/24/12

Offensive Rebounds – 4 vs. Western Illinois, 11/24/12

Assists – 4 vs. Northern Iowa, 12/29/12

Blocks – 2 vs. Saint Francis (Pa.), 12/30/11

Steals – 2, six times, last at Southeast Missouri State, 1/9/13

Minutes – 38 vs. Illinois-Chicago, 12/3/12

Season Highs

Points – 18 vs. Fordham, 2/17/13

Field Goals – 7, twice, last vs. Dayton, 2/28/13

3-Point FGs – 4, three times, last vs. Fordham, 2/17/13

Free Throws – 5 at Rhode Island, 2/24/13

FT Attempts – 6 at Rhode Island, 2/24/13

Rebounds – 8 vs. Western Illinois, 11/24/12

Offensive Rebounds – 4 vs. Western Illinois, 11/24/12

Assists – 4 vs. Northern Iowa, 12/29/12

Blocks – 1, three times, last at Southeast Missouri State, 1/9/13

Steals – 2, twice, last at Southeast Missouri State, 1/9/13

Minutes – 38 vs. Illinois-Chicago, 12/3/12

AT DEPAUL: Played in 29 games in two seasons for the Blue Demons and tallied 69 points and 33 rebounds ... was a Big East Conference All-Academic selection as a freshman.

Career Statistics

Season	GP	GS	Min	Avg	FG	FGA	Pct	3FG	FGA	Pct	FT	FTA	Pct	Off	Def	Reb	Avg	PF	FO	A	TO	B	S	Pts	Avg
2011-12	31	13	666	21.5	134	357	.375	48	138	.348	38	44	.864	22	63	85	2.7	59	0	30	65	6	13	354	11.4
2012-13	30	22	825	27.5	104	280	.371	47	135	.348	21	31	.677	31	67	98	3.3	65	0	35	62	3	16	276	9.2
Totals	61	35	1491	24.4	238	637	.374	95	273	.348	59	75	.787	53	130	183	3.0	124	0	65	127	9	29	630	10.3



#00 • Halee Castleman

Junior Guard • 5-8

Springdale, Ark.

Har-ber H.S.

2012-13: Registered two points, five rebounds, two assists and a block vs. Butler in the A-10 Championship first round ... scored two points at George Washington ... had a rebound vs. Dayton ... collected two points and two rebounds at Rhode Island ... contributed five rebounds, two assists and

a block vs. Butler ... had three rebounds and two assists vs. Fordham ... tallied one point, four rebounds and one steal at La Salle ... had two points, three rebounds, three assists and a steal at Temple ... grabbed 10 rebounds and added six points, three assists and a steal vs. UMass ... tied her career high with nine points to go with seven rebounds and three assists at Xavier ... recorded four points, two rebounds, a career-high four assists and a steal vs. Charlotte ... had five points, seven rebounds and two steals at Richmond ... tallied five points, six rebounds and two assists vs. Saint Joseph's ... tied for game-high honors with five rebounds to go with four points and an assist at Duquesne ... had six points, four rebounds and an assist vs. VCU ... tied for the team's season high with a career-high 12 rebounds and scored four points at Southeast Missouri State ... tied for the team high with eight rebounds, had a career-high two blocks and added two points and a steal vs. Winthrop ... scored a season-high eight points and grabbed four rebounds vs. Northern Iowa ... had four rebounds and a steal at Drake ... chipped in two points and three rebounds vs. Memphis ... had four points, including a key 3-pointer, and three rebounds at Evansville ... scored a season-high five points and grabbed two rebounds at UT Martin ... contributed two points, three rebounds and an assist vs. UIC ... had two points, two rebounds and a steal at Valparaiso ... collected a rebound vs. Indiana State ... grabbed a rebound vs. Western Illinois ... had two points, five rebounds, an assist and a steal at Nebraska Omaha ... registered two points, an assist and a steal at No. 11 Oklahoma ... pulled down four rebounds and added two assists at UMKC ... had two points and a rebound at Missouri.

2011-12: Played in 27 games, including 12 Atlantic 10 contests, and started seven times ... was third on the team in fewest fouls per 40 minutes (3.08) ... shot a solid 72.4 percent (21-of-29) from the foul line.

2010-11: Played in 17 games, including 11 conference contests.

Career Highs

Points – 9, twice, last at Xavier, 1/31/13

Field Goals – 3, four times, last vs. Northern Iowa, 12/29/12

3-Point FGs – 2 at Xavier, 1/31/13

Free Throws – 4, three times, last vs. UMass, 2/7/13

FT Attempts – 6 vs. VCU, 1/12/13

Rebounds – 12 at Southeast Missouri State, 1/9/13

Offensive Rebounds – 4 at George Washington, 1/25/12

Assists – 4 vs. Charlotte, 1/27/13

Blocks – 2 vs. Winthrop, 12/31/12

Steals – 2, twice, last at Richmond, 1/23/13

Minutes – 37 at Richmond, 1/23/13

Season Highs

Points – 9 at Xavier, 1/31/13

Field Goals – 3 vs. Northern Iowa, 12/29/12

3-Point FGs – 2 at Xavier, 1/31/13

Free Throws – 4, twice, last vs. UMass, 2/7/13

FT Attempts – 6 vs. VCU, 1/12/13

Rebounds – 12 at Southeast Missouri State, 1/9/13

Offensive Rebounds – 3 at Southeast Missouri State, 1/9/13

Assists – 4 vs. Charlotte, 1/27/13


Blocks – 2 vs. Winthrop, 12/31/12

Steals – 2 at Richmond, 1/23/13

Minutes – 37 at Richmond, 1/23/13

Career Statistics

Season	GP	GS	Min	Avg	FG	FGA	Pct	3FG	FGA	Pct	FT	FTA	Pct	Off	Def	Reb	Avg	PF	FO	A	TO	B	S	Pts	Avg
2010-11	17	0	130	7.6	10	26	.385	0	3	.000	10	16	.625	2	15	17	1.0	8	0	5	10	0	5	30	1.8
2011-12	27	7	273	10.1	14	52	.269	0	0	.000	21	29	.724	15	33	48	1.8	21	0	12	20	4	6	49	1.8
2012-13	30	14	653	21.8	25	82	.305	6	23	.261	27	36	.750	22	95	117	3.9	47	0	28	34	4	11	83	2.8
Totals	74	21	1056	14.3	49	160	.306	6	26	.231	58	81	.716	39	143	182	2.5	76	0	45	64	8	22	162	2.2



#12 • Lorreal Jones

Junior Forward • 6-0

Detroit, Mich.

Renaissance H.S.

Ranks fifth on the SLU career list with 684 rebounds.

2012-13: Tied for team-high honors with 12 points, hauled in a team-high eight rebounds and added two steals and an assist vs. Butler in the A-10 Championship

first round ... tallied 14 points, six rebounds and a game-high-tying four assists at George Washington ... recorded a double-double (11 points, game-high 10 rebounds) as well as an assist, a block and a steal vs. Dayton ... pulled down a team-high eight rebounds (four offensive) to go with seven points, two steals and an assist at Rhode Island ... scored 10 points, led the team with eight rebounds (six offensive) and three steals, and added an assist vs. Butler ... produced her fifth double-double of the season (16 points on 6-of-12 FGs and 4-of-5 FTs, team-high 12 rebounds) vs. Fordham ... tallied two points, five rebounds and a steal at La Salle ... had six points, a game-high 10 rebounds and an assist at Temple ... scored a team-high 13 points, hauled in a game-high-tying 11 rebounds (team-season-high seven offensive) and chipped in an assist and a steal vs. UMass ... posted eight points, a game-high 12 rebounds (game-high five offensive), three assists, two steals and a block at Xavier ... registered a second straight double-double (14 points on 6-of-9 shooting, team-high 13 rebounds including four offensive) and added an assist vs. Charlotte ... recorded a double-double (11 points, game-high 11 rebounds) and added a steal at Richmond ... scored a team-high nine points, tied for the team lead with seven rebounds and added an assist vs. Saint Joseph's ... had eight points and three rebounds at Duquesne ... produced her first double-double of the season (team-high 14 points, game-high 11 rebounds including four offensive) and added three assists vs. VCU ... scored a game-high 15 points (6-of-9 FG), tied for game-high rebounding honors with seven (four offensive) and had an assist and a steal at Drake ... tied for the team lead with 15 points and eight rebounds and added two steals and an assist vs. Memphis ... scored 12 points, tied for the team lead with eight rebounds and added three assists at Evansville ... scored 11 points, tied for game-high rebounding honors with eight, tied for the team high with a career-high five assists and made a steal at UT Martin ... led the team with 15 points, tied for game-high rebounding honors with eight and added an assist vs. UIC ... scored a game-high-tying 15 points and added four rebounds and a steal at Valparaiso ... had six points, a game-high 12 rebounds (game-high six offensive), an assist and a steal vs. Indiana State ... posted 12 points, seven rebounds, two assists and a steal vs. Western Illinois ... tied for game-high scoring honors with 12 points, pulled down a game-high nine rebounds and had a steal at Nebraska Omaha ... had game highs of 10 rebounds and six offensive rebounds and added five points and a steal at No. 11 Oklahoma ... led the team with 18 points (8-of-10 FG) to go with four rebounds and a steal at UMKC ... scored 12 points, tied for game-high honors in rebounds (eight) and offensive rebounds (four), and added a steal at Missouri.

2011-12: Played in all 31 games and started 29 ... was one of only two Billikens to start all 14 A-10 games ... for all games, finished fifth in the A-10 in rebounding (team-high 7.8 rpg) and ninth in offensive

Career Highs

Points – 19 vs. Missouri, 11/16/11

Field Goals – 8 at UMKC, 11/15/12

3-Point FGs – 1, twice, last vs. Indiana State, 11/29/12

Free Throws – 8, twice, last vs. Rhode Island, 1/22/12

FT Attempts – 14 at Murray State, 12/3/11

Rebounds – 16 at Wisconsin, 12/5/11

Offensive Rebounds – 9 vs. Murray State, 11/21/10

Assists – 5 at UT Martin, 12/6/12

Blocks – 2 vs. Missouri State, 12/12/10

Steals – 3, four times, last vs. Butler, 2/20/13

Minutes – 39, twice, last vs. Fordham, 2/17/13

Season Highs

Points – 18 at UMKC, 11/15/12

Field Goals – 8 at UMKC, 11/15/12

3-Point FGs – 1 vs. Indiana State, 11/29/12

Free Throws – 6 vs. Butler, 2/20/13

FT Attempts – 10 vs. Butler, 2/20/13

Rebounds – 13 vs. Charlotte, 1/27/13

Offensive Rebounds – 7 vs. UMass, 2/7/13

Assists – 5 at UT Martin, 12/6/12

Blocks – 1, twice, last vs. Dayton, 2/28/13

Steals – 3 vs. Butler, 2/20/13

Minutes – 39, twice, last vs. Fordham, 2/17/13

rebounding (2.6 orpg, 82 total, second on the team) ... tied for fourth in the A-10 in double-figure rebound games (nine) and tied for sixth in double-doubles (five) ... was 11th in the A-10 in rebounding (team-high 6.8 rpg) in conference games only ... had a team-high 243 rebounds, placing her seventh on the Saint Louis single-season list and third all-time among Billiken sophomores ... led SLU in free throws (74) and free-throw attempts (109) ... was third on the team in points (257), field goals (91), field goal percentage (.419), minutes (782) and minutes per game (25.2), and tied for third in steals (26) ... led the Billikens in rebounding 15 times, most on the team ... had at least four offensive rebounds eight times, including a team-season-high eight vs. Missouri ... rebounded in double figures in seven of the first eight games ... sank 19 consecutive free throws during an eight-game span ... her 8-of-8 free-throw effort vs. Missouri was the team's season best and tied for third best in the A-10.

2010-11: Was the only Billiken to start all 29 games ... for all games, was third in the A-10 in offensive rebounding (3.6 orpg) and seventh in total rebounding (7.3 rpg) ... in conference games, ranked fourth in offensive rebounding (3.6 orpg) and tied for 13th in total rebounding (6.9 rpg) ... led the Billikens in total rebounds (213), total rebounding average (7.3 rpg), offensive rebounds (104) and offensive rebounding average (3.6 orpg) ... ranked second on the team in free-throw attempts (86) ... was third in minutes (707) and field goal percentage (.375) ... led the team in field goal percentage (.423) in conference games only ... tied for the team scoring lead three times ... led the Bills or tied for the team rebounding lead 13 times, most on the squad ... scored in double figures seven times and had nine double-figure rebounding performances ... contributed five double-doubles ... earned at least four offensive rebounds in 13 games.

Career Statistics

Season	GP	GS	Min	Avg	FG	FGA	Pct	3FG	FGA	Pct	FT	FTA	Pct	Off	Def	Reb	Avg	PF	FO	A	TO	B	S	Pts	Avg
2010-11	29	29	707	24.4	75	200	.375	0	2	.000	46	86	.535	104	109	213	7.3	59	0	12	42	5	19	196	6.8
2011-12	31	29	782	25.2	91	217	.419	1	2	.500	74	109	.679	82	161	243	7.8	71	3	21	61	5	26	257	8.3
2012-13	27	25	883	32.7	116	259	.448	1	9	.111	70	113	.619	90	138	228	8.4	76	1	32	71	2	24	303	11.2
Totals	87	83	2372	27.3	282	676	.417	2	13	.154	190	308	.617	276	408	684	7.9	206	4	65	174	12	69	756	8.7



#42 • Jenna Mueller

Junior Center • 6-2

Clarence, Mo.

South Shelby H.S.

2012-13: Had two rebounds and a steal vs. Butler in the A-10 Championship first round ... posted season highs of eight points (4-of-7 FG) and seven rebounds (team high, including career-high three offensive) and added an assist at George Washington ... had four rebounds and a steal vs. Dayton ...

tied her season high with six rebounds and added one point and one assist at Rhode Island ... had two points and a rebound vs. Butler ... recorded a rebound at La Salle ... tallied two rebounds and a block at Temple ... had three rebounds vs. UMass ... grabbed an offensive rebound at Xavier ... had two rebounds vs. Charlotte ... hauled in an offensive rebound at Richmond ... scored four points vs. Saint Joseph's ... tied her season high with five points and pulled down three rebounds at Duquesne ... collected a rebound vs. VCU ... grabbed a rebound at Southeast Missouri State ... had a rebound vs. Winthrop ... tied her season high with five points to go with five rebounds vs. Northern Iowa ... scored one point and gathered four rebounds at Drake ... had four points, a season-high six rebounds and a steal vs. Memphis ... tallied two points, two rebounds and a block at Evansville ... had two offensive rebounds, an assist and a steal at UT Martin ... scored one point and grabbed three rebounds (two offensive) vs. UIC ... contributed two points, a rebound and an assist at Valparaiso ... gathered three rebounds (two offensive) in four minutes vs. Indiana State ... had a rebound and an assist vs. Western Illinois ... chipped in five points and four rebounds at Nebraska Omaha ... had two rebounds and a steal at No. 11 Oklahoma ... grabbed two rebounds at UMKC ... had an offensive rebound and a steal at Missouri.

2011-12: Played in 28 games, including 13 A-10 contests, and started twice ... was second on the team in field goal percentage (.431) and tied for third in blocks (six).

2010-11: Played in 27 games, including all 14 conference contests ... tied for second on the team with seven blocks.

Career Highs

Points – 10 at Charlotte, 2/19/11

Field Goals – 5 at Charlotte, 2/19/11

3-Point FGs – None

Free Throws – 2, five times, last vs. Saint Joseph's, 1/20/13

FT Attempts – 4 vs. St. Bonaventure, 2/23/11

Rebounds – 9 at Fordham, 2/26/12

Offensive Rebounds – 3 at George Washington, 3/3/13

Assists – 2 vs. Charlotte, 2/22/12

Blocks – 2 vs. Temple, 2/8/12

Steals – 3, twice, last vs. Charlotte, 1/30/11

Minutes – 27 vs. Duquesne, 2/5/12

Season Highs

Points – 8 at George Washington, 3/3/13

Field Goals – 4 at George Washington, 3/3/13

3-Point FGs – None

Free Throws – 2 vs. Saint Joseph's, 1/20/13

FT Attempts – 2, seven times, last at Rhode Island, 2/24/13

Rebounds – 7 at George Washington, 3/3/13

Offensive Rebounds – 3 at George Washington, 3/3/13

Assists – 1, five times, last at George Washington, 3/3/13

Blocks – 1, twice, last at Temple, 2/10/13

Steals – 1, six times, last vs. Butler, 3/8/13

Minutes – 19 at George Washington, 3/3/13

Career Statistics

Season	GP	GS	Min	Avg	FG	FGA	Pct	3FG	FGA	Pct	FT	FTA	Pct	Off	Def	Reb	Avg	PF	FO	A	TO	B	S	Pts	Avg
2010-11	27	0	283	10.5	20	69	.290	0	1	.000	6	12	.500	20	37	57	2.1	25	0	2	14	7	14	46	1.7
2011-12	28	2	326	11.6	25	58	.431	0	0	.000	11	18	.611	14	58	72	2.6	32	0	8	17	6	14	61	2.2
2012-13	29	0	255	8.8	16	51	.314	0	0	.000	8	15	.533	25	47	72	2.5	19	0	5	18	2	6	40	1.4
Totals	84	2	864	10.3	61	178	.343	0	1	.000	25	45	.556	59	142	201	2.4	76	0	15	49	15	34	147	1.8



#23 • Desirae Ball

RS Sophomore Guard • 5-9
Cincinnati, Ohio
Ursuline H.S.

2012-13: Chipped in five points, two rebounds and two steals vs. Butler in the A-10 Championship first round ... had two points, two assists, a rebound and a block at George Washington ... turned in 11 points, a rebound and an assist vs. Dayton ... had a game-high four assists and added

two points, two rebounds and a steal at Rhode Island ... tallied 14 points (5-of-9 FG), one rebound and one steal vs. Butler ... recorded 14 points, five rebounds, two assists and a steal vs. Fordham ... registered 13 points, four rebounds, three assists and a steal at La Salle ... tossed in 13 points to go with three rebounds at Temple ... had six points and three assists vs. UMass ... scored a career- and game-high 22 points (8-of-11 FG, 4-of-5 in 3-point shooting, career high for 3-point FGs) and added a game-high four steals and three assists at Xavier ... led the team with 18 points (8-of-11 FG, 2-of-3 treys) and had two rebounds vs. Charlotte ... scored a game-high-tying and season-high-tying 13 points (6-of-10 FG, including the game-winning basket) and grabbed two rebounds at Richmond ... had seven points and a steal vs. Saint Joseph's ... scored a team-high 11 points (5-of-9 FG) and added three rebounds, three assists and a block at Duquesne ... hauled in a career-high seven rebounds to go with eight points, three assists and a steal vs. VCU ... tied her career high with a game-high five assists, scored nine points and made two steals at Southeast Missouri State ... scored 10 points to go with two rebounds and four assists vs. Winthrop ... had two points and two assists vs. Northern Iowa ... contributed 10 points, four rebounds, three assists, a block and a steal at Drake ... tallied seven points (4-of-4 FT), three rebounds and four assists vs. Memphis ... had six points, two rebounds, four assists and a game-high three steals at Evansville ... scored 10 points, tied her career high with five assists and added a steal at UT Martin ... posted seven points, five rebounds and three assists vs. UIC ... made a career-high five steals to go with five points, two rebounds and an assist at Valparaiso ... had 13 points, two rebounds, an assist and a steal vs. Indiana State ... contributed eight points, five rebounds, four assists (no turnovers) and two steals vs. Western Illinois ... had eight points, six rebounds and two assists at Nebraska Omaha ... tallied two points, two rebounds, two assists and a steal at No. 11 Oklahoma ... scored 12 points, distributed a career-high five assists and added two rebounds at UMKC ... collected two points, three rebounds and an assist at Missouri.

2011-12: Was named to the A-10 Commissioner's Honor Roll (minimum 3.5 GPA) for both semesters ... played in all 31 games and started 28 ... was one of only two Billikens to start all 14 A-10 games ... earned three A-10 Rookie of the Week nods (Jan. 9, Feb. 13, Feb. 27), second most in the conference ... was second on the team in scoring (9.2 ppg), points (286), field goals (131), fewest fouls per 40 minutes (2.10), minutes (897) and minutes per game (28.9) ... tied for third in steals (26) ... scored in double figures 15 times, second most on the team.

2010-11: Missed the entire season due to injury.

Career Highs

Points – 22 at Xavier, 1/31/13

Field Goals – 8, five times, last at Xavier, 1/31/13

3-Point FGs – 4 at Xavier, 1/31/13

Free Throws – 4 vs. Memphis, 12/19/12

FT Attempts – 5 vs. Rhode Island, 1/22/12

Rebounds – 7 vs. VCU, 1/12/13

Offensive Rebounds – 3 vs. Missouri, 11/16/11

Assists – 5, three times, last at Southeast Missouri State, 1/9/13

Blocks – 1, six times, last at George Washington, 3/3/13

Steals – 5 at Valparaiso, 12/1/12

Minutes – 42 at Fordham, 2/26/12

Season Highs

Points – 22 at Xavier, 1/31/13

Field Goals – 8, twice, last at Xavier, 1/31/13

3-Point FGs – 4 at Xavier, 1/31/13

Free Throws – 4 vs. Memphis, 12/19/12

FT Attempts – 4 vs. Memphis, 12/19/12

Rebounds – 7 vs. VCU, 1/12/13

Offensive Rebounds – 2, seven times, last vs. Fordham, 2/17/13

Assists – 5, three times, last at Southeast Missouri State, 1/9/13


Blocks – 1, three times, last at George Washington, 3/3/13

Steals – 5 at Valparaiso, 12/1/12

Minutes – 40, four times, last at Southeast Missouri State, 1/9/13

Career Statistics

Season	GP	GS	Min	Avg	FG	FGA	Pct	3FG	FGA	Pct	FT	FTA	Pct	Off	Def	Reb	Avg	PF	FO	A	TO	B	S	Pts	Avg
2011-12	31	28	897	28.9	131	327	.401	2	9	.222	22	32	.688	41	49	90	2.9	47	1	39	70	3	26	286	9.2
2012-13	30	30	1093	36.4	113	304	.372	23	89	.258	21	29	.724	22	49	71	2.4	44	1	70	84	3	28	270	9.0
Totals	61	58	1990	32.6	244	631	.387	25	98	.255	43	61	.705	63	98	161	2.6	91	2	109	154	6	54	556	9.1



#13 • Erika Cook

Sophomore Guard • 5-11

Nashville, Tenn.

Hunters Lane H.S.

2012-13: Played three minutes at Rhode Island ... logged one minute vs. Fordham ... played one minute at Xavier ... had an assist vs. Charlotte ... collected two rebounds vs. Saint Joseph's ... played three minutes at Duquesne ... had one point and one rebound vs. VCU ... played one minute at

Southeast Missouri State ... grabbed three rebounds in three minutes vs. Winthrop ... played two minutes vs. Northern Iowa ... played one minute vs. Western Illinois ... had an offensive rebound at No. 11 Oklahoma ... played four minutes at Missouri.

2011-12: Played in three games, including two A-10 contests ... snared an offensive rebound vs. Nebraska Omaha.

Career Highs

Points – 1 vs. VCU, 1/12/13

Field Goals – None

3-Point FGs – None

Free Throws – 1 vs. VCU, 1/12/13

FT Attempts – 2, twice, last vs. VCU, 1/12/13

Rebounds – 3 vs. Winthrop, 12/31/12

Offensive Rebounds – 2 vs. Saint Joseph's, 1/20/13

Assists – 1 vs. Charlotte, 1/27/13

Blocks – None

Steals – None

Minutes – 8 vs. Saint Joseph's, 1/20/13

Season Highs

Points – 1 vs. VCU, 1/12/13

Field Goals – None

3-Point FGs – None

Free Throws – 1 vs. VCU, 1/12/13

FT Attempts – 2 vs. VCU, 1/12/13

Rebounds – 3 vs. Winthrop, 12/31/12

Offensive Rebounds – 2 vs. Saint Joseph's, 1/20/13

Assists – 1 vs. Charlotte, 1/27/13

Blocks – None

Steals – None

Minutes – 8 vs. Saint Joseph's, 1/20/13

Career Statistics

Season	GP	GS	Min	Avg	FG	FGA	Pct	3FG	FGA	Pct	FT	FTA	Pct	Off	Def	Reb	Avg	PF	FO	A	TO	B	S	Pts	Avg
2011-12	3	0	6	2.0	0	0	.000	0	0	.000	0	2	.000	1	0	1	0.3	0	0	0	1	0	0	0	0.0
2012-13	13	0	43	3.3	0	10	.000	0	1	.000	1	2	.500	3	4	7	0.5	2	0	1	0	0	0	1	0.1
Totals	16	0	49	3.1	0	10	.000	0	1	.000	1	4	.250	4	4	8	0.5	2	0	1	1	0	0	1	0.1



#34 • Denisha Womack

Freshman Forward • 6-0

Peoria, Ill.

Peoria Central H.S.

2012-13: Had a rebound vs. Butler in the A-10 Championship first round ... played three minutes at George Washington ... contributed four points and an assist vs. Dayton ... registered a rebound at Rhode Island ... had two points and two steals vs. Butler ... scored four points and grabbed

five rebounds vs. Fordham ... tallied three rebounds and a steal at La Salle ... had one point and two steals at Temple ... contributed seven points and a rebound vs. UMass ... scored six points and pulled down two rebounds at Xavier ... chipped in six points, three rebounds and a steal vs. Charlotte ... had four points and three rebounds at Richmond ... scored eight points and had a rebound vs. Saint Joseph's ... tallied five points, four rebounds and a block at Duquesne ... had two points and a rebound vs. VCU ... scored seven points, collected five rebounds and had one assist and one block at Southeast Missouri State ... turned in career highs of 11 points (7-of-9 FT), eight rebounds (tied team's game high), three blocks (team high) and two steals (team high) vs. Winthrop ... scored four points, collected six rebounds and added a block vs. Northern Iowa ... posted four points, a rebound and an assist at Drake ... played four minutes vs. Memphis ... played five minutes at UT Martin ... grabbed two rebounds at Valparaiso ... had an offensive rebound vs. Indiana State ... tallied two points and a rebound vs. Western Illinois ... had a rebound at Nebraska Omaha ... collected a steal at No. 11 Oklahoma ... had two points, three rebounds and an assist at UMKC ... scored four points (4-of-4 FT) and added three rebounds and an assist at Missouri.

AT PEORIA CENTRAL: Was named to the All-Conference first team and led the Peoria area in scoring (17 ppg) as a senior ... also averaged eight rebounds, two assists and a steal her senior campaign ... missed her junior season following knee surgery but, after returning in late May, earned an all-star designation at the U.S. Junior Nationals Summer Finale ... averaged 14 points and six rebounds for Peoria Central as a sophomore ... earned Most Valuable Player accolades at the Peoria Manual Thanksgiving Tournament ... also played volleyball ... was a National Honor Society member.

Season Highs

Points – 11 vs. Winthrop, 12/31/12

Field Goals – 3, twice, last vs. Charlotte, 1/27/13

3-Point FGs – None

Free Throws – 7 vs. Winthrop, 12/31/12

FT Attempts – 9 vs. Winthrop, 12/31/12

Rebounds – 8 vs. Winthrop, 12/31/12

Offensive Rebounds – 2, three times, last vs. Fordham, 2/17/13

Assists – 1, five times, last vs. Dayton, 2/28/13

Blocks – 3 vs. Winthrop, 12/31/12

Steals – 2, three times, last vs. Butler, 2/20/13

Minutes – 28 vs. Northern Iowa, 12/29/12

Career Statistics

Season	GP	GS	Min	Avg	FG	FGA	Pct	3FG	FGA	Pct	FT	FTA	Pct	Off	Def	Reb	Avg	PF	FO	A	TO	B	S	Pts	Avg
2012-13	28	5	321	11.5	25	89	.281	0	2	.000	33	41	.805	14	42	56	2.0	34	1	5	24	6	9	83	3.0

GAME 1 – Missouri 67, SLU 51

Official Basketball Box Score -- Game Totals -- Final Statistics

Saint Louis vs Mizzou
11/9/12 7 p.m. at Mizzou Arena

Saint Louis 51 • 0-1

#	Player	Total			3-Ptr			Rebounds			PF	TP	A	TO	Blk	Stl	Min
		FG-FGA	FG-FGA	FT-FTA	FG-FGA	FG-FGA	FT-FTA	Off	Def	Tot							
12	JONES, Lorreal	f	4-9	0-0	4-6	4	4	8	5	12	0	5	0	1	33		
50	EGGERT, Mallory	c	1-4	0-0	3-4	2	6	8	3	5	1	2	0	3	25		
00	CASTLEMAN, Halee	g	0-2	0-1	2-2	0	1	1	1	2	0	2	0	0	26		
01	BRADLEY, Jacy	g	4-8	1-2	0-0	1	4	5	1	9	4	0	0	0	32		
23	BALL, Desirae	g	1-5	0-2	0-0	1	2	3	0	2	1	6	0	0	32		
13	COOK, Erika	g	0-0	0-0	0-0	0	0	0	0	0	0	0	0	0	4		
21	WEBB, Courtney	g	5-13	3-7	4-4	3	1	4	0	17	0	2	0	0	29		
34	WOMACK, Denisha	g	0-2	0-0	4-4	0	3	3	2	4	1	3	0	0	12		
42	MUELLER, Jenna	g	0-3	0-0	0-0	1	0	1	0	0	0	0	0	1	7		
	Team					1	3	4									
	Totals		15-46	4-12	17-20	13	24	37	12	51	7	22	0	5	200		

FG % 1st Half: 6-23 26.1% 2nd half: 9-23 39.1% Game: 15-46 32.6%
3FG % 1st Half: 3-6 50.0% 2nd half: 1-6 16.7% Game: 4-12 33.3%
FT % 1st Half: 14-16 87.5% 2nd half: 3-4 75.0% Game: 17-20 85.0%

Mizzou 67 • 1-0

#	Player	Total			3-Ptr			Rebounds			PF	TP	A	TO	Blk	Stl	Min
		FG-FGA	FG-FGA	FT-FTA	FG-FGA	FG-FGA	FT-FTA	Off	Def	Tot							
13	Kulas,Bri	f	7-13	4-6	0-0	0	5	5	2	18	2	1	1	1	34		
45	Smith,Liz	c	0-1	0-0	0-0	0	0	0	0	0	0	0	0	0	7		
15	Simmons,Kyle	g	1-2	1-2	0-0	0	2	2	0	3	2	1	0	3	28		
21	Crafton,Sydney	g	3-7	0-3	2-2	1	2	3	3	8	3	2	0	1	29		
32	Priede,Liene	q	0-3	0-2	1-2	0	0	0	0	1	0	1	0	0	7		
00	Saunders,Darian	g	3-6	0-1	1-2	4	4	8	4	7	0	1	3	0	19		
01	Doty,Lianna	g	2-5	1-1	2-2	2	1	3	4	7	8	3	0	3	24		
02	Stock,Morgan	g	0-1	0-1	0-0	0	0	0	1	0	0	0	0	0	3		
03	Fowler,Bree	g	1-3	1-3	0-0	0	0	0	3	3	0	1	1	0	12		
10	Stock,Maddie	g	4-12	3-11	0-0	0	0	0	0	11	0	0	0	0	13		
12	Hudyn,Michelle	g	0-0	0-0	0-0	0	0	0	0	0	0	0	0	0	1		
30	Eye,Morgan	g	3-6	3-6	0-0	0	6	6	0	9	4	0	0	0	23		
	Team					2	1	3									
	Totals		24-59	13-36	6-8	9	21	30	17	67	19	10	5	8	200		

FG % 1st Half: 12-30 40.0% 2nd half: 12-29 41.4% Game: 24-59 40.7%
3FG % 1st Half: 6-19 31.6% 2nd half: 7-17 41.2% Game: 13-36 36.1%
FT % 1st Half: 2-4 50.0% 2nd half: 4-4 100.0% Game: 6-8 75.0%

Officials: 1,201
Technical fouls: Saint Louis-JONES, Lorreal. Mizzou-Crafton,Sydney.
Attendance: 649

Score by periods	1st	2nd	Total
Saint Louis	29	22	51
Mizzou	32	35	67

Points	In	Off	2nd	Fast	Bench
SLU	14	5	12	2	21
MU	14	21	8	2	37

GAME 3 – Oklahoma 68, SLU 33

Official Basketball Box Score -- Game Totals -- Final Statistics

Saint Louis vs Oklahoma
11/18/12 2:05 p.m. at Lloyd Noble Center, Norman, Okla.

Saint Louis 33 • 0-3

#	Player	Total			3-Ptr			Rebounds			PF	TP	A	TO	Blk	Stl	Min
		FG-FGA	FG-FGA	FT-FTA	FG-FGA	FG-FGA	FT-FTA	Off	Def	Tot							
12	Jones,Lorreal	f	2-6	0-0	1-2	6	4	10	3	5	0	5	0	1	31		
50	Eggert,Mallory	c	3-7	0-0	1-2	1	1	2	4	7	0	2	0	1	25		
00	Castleman,Halee	g	1-2	0-1	0-0	0	0	0	3	2	1	1	0	1	21		
21	Webb,Courtney	g	2-10	1-7	1-2	0	2	2	3	6	0	2	0	0	28		
23	Ball,Desirae	g	0-5	0-2	2-2	0	2	2	2	2	2	4	0	1	28		
01	Bradley,Jacy	g	5-13	1-6	0-0	0	4	4	0	11	1	4	1	4	36		
13	Cook,Erika	g	0-0	0-0	0-0	1	0	1	0	0	0	0	0	0	6		
24	Womack,Denisha	g	0-3	0-0	0-0	0	0	0	2	0	0	2	0	1	17		
42	Mueller,Jenna	g	0-1	0-0	0-0	0	2	2	1	0	0	2	0	1	8		
	Team					0	2	2									
	Totals		13-47	2-16	5-8	8	17	25	18	33	4	23	1	10	200		

FG % 1st Half: 4-23 17.4% 2nd half: 9-24 37.5% Game: 13-47 27.7%
3FG % 1st Half: 2-10 20.0% 2nd half: 0-6 0.0% Game: 2-16 12.5%
FT % 1st Half: 0-0 0.0% 2nd half: 5-8 62.5% Game: 5-8 62.5%

Oklahoma 68 • 2-1

#	Player	Total			3-Ptr			Rebounds			PF	TP	A	TO	Blk	Stl	Min
		FG-FGA	FG-FGA	FT-FTA	FG-FGA	FG-FGA	FT-FTA	Off	Def	Tot							
53	McFarland,Joanna	f	0-1	0-0	0-0	1	2	3	2	0	1	1	0	0	18		
04	Griffin,Nicole	c	7-10	0-0	1-1	2	2	4	0	15	2	1	1	0	24		
03	Ellenberg,Aaryn	g	4-12	2-8	3-3	0	4	4	1	13	3	1	0	1	23		
10	Hook,Morgan	g	2-6	1-2	0-0	0	3	3	0	5	1	2	0	1	18		
25	Hand,Whitney	g	4-5	1-2	2-2	3	3	6	3	11	4	3	0	3	25		
01	Kornet,Nicole	g	2-4	2-3	0-0	1	3	4	3	6	1	2	0	0	19		
23	Manning,Maddie	g	2-3	0-0	0-0	0	0	0	0	4	1	2	0	1	23		
24	Campbell,Sharane	g	3-5	0-1	1-1	0	1	1	3	7	0	1	0	1	13		
31	Durrett,Portia	g	1-6	0-0	3-4	1	4	5	3	5	0	2	0	1	16		
45	Hartman,Jasmine	g	1-1	0-0	0-0	1	1	2	0	2	1	1	0	2	21		
	Team					2	3	5									
	Totals		26-53	6-16	10-11	11	26	37	15	68	14	16	1	10	200		

FG % 1st Half: 15-24 62.5% 2nd half: 11-29 37.9% Game: 26-53 49.1%
3FG % 1st Half: 4-8 50.0% 2nd half: 2-8 25.0% Game: 6-16 37.5%
FT % 1st Half: 6-6 100.0% 2nd half: 4-5 80.0% Game: 10-11 90.9%

Officials: Brian Hall, Michol Murray, Charles Carroll
Technical fouls: Saint Louis-None. Oklahoma-None.
Attendance: 5340

Score by periods	1st	2nd	Total
Saint Louis	10	23	33
Oklahoma	40	28	68

Last FG - SLU 2nd-02:22, OU 2nd-02:02.
Largest lead - SLU None, OU by 35 2nd-04:46.

Score tied - 0 times.
Lead changed - 0 times.

GAME 2 – UMKC 56, SLU 53

Official Basketball Box Score -- Game Totals -- Final Statistics

Saint Louis vs Kansas City
11/15/12 7:00 p.m. at Kansas City, Mo. - SRC

Saint Louis 53 • 0-2

#	Player	Total			3-Ptr			Rebounds			PF	TP	A	TO	Blk	Stl	Min
		FG-FGA	FG-FGA	FT-FTA	FG-FGA	FG-FGA	FT-FTA	Off	Def	Tot							
12	JONES, Lorreal	f	8-10	0-0	2-2	0	4	4	3	18	0	3	0	1	35		
50	EGGERT, Mallory	c	3-5	0-0	2-2	1	2	3	1	8	2	4	0	0	26		
01	BRADLEY, Jacy	g	1-1	1-1	0-0	1	4	5	1	3	7	5	0	1	33		
21	WEBB, Courtney	g	4-9	2-5	0-0	0	5	5	3	10	0	4	0	0	31		
23	BALL, Desirae	g	5-11	2-5	0-0	1	1	2	3	12	5	4	0	0	36		
00	CASTLEMAN, Halee	g	0-1	0-1	0-0	0	4	4	0	2	2	0	0	0	20		
34	WOMACK, Denisha	g	1-3	0-0	0-0	1	2	3	0	2	1	1	0	0	13		
42	MUELLER, Jenna	g	0-0	0-0	0-0	0	2	2	0	0	0	0	0	0	6		
	Team					1	2	3									
	Totals		22-40	5-12	4-4	5	26	31	15	53	17	23	0	2	200		

FG % 1st Half: 11-21 52.4% 2nd half: 11-19 57.9% Game: 22-40 55.0%
3FG % 1st Half: 3-6 50.0% 2nd half: 2-6 33.3% Game: 5-12 41.7%
FT % 1st Half: 2-2 100.0% 2nd half: 2-2 100.0% Game: 4-4 100.0%

Kansas City 56 • 2-1

#	Player	Total			3-Ptr			Rebounds			PF	TP	A	TO	Blk	Stl	Min
		FG-FGA	FG-FGA	FT-FTA	FG-FGA	FG-FGA	FT-FTA	Off	Def	Tot							
01	NEZIANYA, Kim	f	3-8	0-2	0-0	0	1	1	2	6	3	3	0	4	27		
33	HILL, Ashli	c	4-5	0-0	0-0	1	0	1	2	8	0	0	2	1	18		
15	O'CONNOR, Eilise	g	7-13	1-3	8-8	0	5	5	3	23	3	1	0	4	40		
21	BLAKESLEY, Emile	g	1-7	1-6	0-0	0	1	1	1	3	2	0	0	2	25		
23	DUDDING, Lauren	g	0-5	0-3	0-0	1	0	1	0	0	1	1	0	0	26		
04	BARNWELL, Kelsey	g	1-3	0-1	0-0	0	1	1	0	2	0	0	0	1	9		
12	HARDIEK, Lexis	g	2-3	2-3	0-0	0	0	0	0	6	1	0	0	0	18		
13	LEATHERS, Taylor	g	1-2	0-0	0-0	1	2	3	0	2	0	0	0	1	19		
34	HOUSER, Hailey	g	0-5	0-0	6-8	1	2	3	2	6	0	2	3	1	18		
	Team					0	1	1									
	Totals		19-51	4-18	14-16	4	13	17	10	56	10	7	5	14	200		

FG % 1st Half: 10-29 34.5% 2nd half: 9-22 40.9% Game: 19-51 37.3%
3FG % 1st Half: 2-11 18.2% 2nd half: 2-7 28.6% Game: 4-18 22.2%
FT % 1st Half: 3-4 75.0% 2nd half: 11-12 91.7% Game: 14-16 87.5%

Officials: Nick Marshall, Debbie Adams, Ty Bills
Technical fouls: Saint Louis-None. Kansas City-None.
Attendance: 649

Score by periods	1st	2nd	Total
Saint Louis	27	26	53
Kansas City	25	31	56

GAME 4 – SLU 51, Nebraska Omaha 42

Official Basketball Box Score -- Game Totals -- Final Statistics

Saint Louis vs Omaha
11/21/12 2 p.m. at Omaha, Neb. (Sapp Fieldhouse)

Saint Louis 51 • 1-3

GAME 5 – SLU 55, Western Illinois 44

Official Basketball Box Score -- Game Totals -- Final Statistics
Western Illinois vs Saint Louis
11/24/12 2:00 pm at St. Louis, Mo. (Chaifetz Arena)

Western Illinois 44 • 1-4

#	Player	Total			3-Ptr			Rebounds			PF	TP	A	TO	Blk	Stl	Min
		FG-FGA	FG-FGA	FT-FTA	Off	Def	Tot	Off	Def	Tot							
22	SALVATORI, Michele	f	2-7	0-1	0-0	2	1	3	1	4	2	0	0	1	25		
42	EVANS, Rachel	f	1-2	0-0	0-0	0	0	0	3	2	0	1	0	1	10		
14	MAHER, Michelle	g	2-8	1-4	0-0	0	3	3	0	5	3	2	0	0	24		
15	HENRICSON, Rebecca	g	2-3	1-2	0-0	0	2	2	0	5	1	2	0	0	27		
21	KONTAUITAITE, Saule	g	2-6	0-4	0-0	1	1	2	1	4	1	2	0	0	27		
04	REED, Charnelle	f	1-6	1-3	1-2	0	1	1	0	4	1	2	0	0	14		
05	LUKE, Ashley	f	3-6	0-0	0-0	4	2	6	1	6	2	1	1	1	19		
10	JONES, Christina	f	0-1	0-0	0-0	0	0	0	0	0	1	0	0	0	5		
12	RIEGER, Jackie	f	2-2	0-0	0-1	0	2	2	1	4	2	1	0	1	16		
23	PHILLIPS, Karis	f	0-1	0-0	0-0	1	0	1	2	0	1	0	0	1	11		
25	SKOTOWSKI, Liz	f	0-0	0-0	0-0	0	0	0	0	0	0	0	0	0	6		
32	HARMON, Paige	f	1-2	1-2	0-0	0	3	3	0	3	0	0	0	0	3		
33	KUDZIELA, Martyna	f	1-2	0-0	0-0	0	0	0	0	2	0	1	0	0	4		
44	REICHEL, Sophie	f	2-4	1-3	0-0	0	0	0	0	5	0	2	0	0	9		
	Team					0	1	1									
	Totals		19-50	5-19	1-3	8	16	24	9	44	14	15	1	7	200		

FG % 1st Half: 9-29 31.0% 2nd half: 10-21 47.6% Game: 19-50 38.0% Deadball Rebounds 0
 3FG % 1st Half: 1-10 10.0% 2nd half: 4-9 44.4% Game: 5-19 26.3%
 FT % 1st Half: 0-0 0.0% 2nd half: 1-3 33.3% Game: 1-3 33.3%

Saint Louis 55 • 2-3

#	Player	Total			3-Ptr			Rebounds			PF	TP	A	TO	Blk	Stl	Min
		FG-FGA	FG-FGA	FT-FTA	Off	Def	Tot	Off	Def	Tot							
12	JONES, Lorreal	f	5-9	0-0	2-4	2	5	7	3	12	2	3	0	1	32		
50	EGGERT, Mallory	c	5-8	0-0	1-2	4	3	7	1	11	0	4	1	2	34		
01	BRADLEY, Jacy	g	2-5	1-3	1-1	0	4	4	1	6	6	3	0	3	37		
21	WEBB, Courtney	g	6-15	4-6	0-0	4	4	8	1	16	2	3	0	1	32		
23	BALL, Desirae	g	4-8	0-2	0-0	1	4	5	0	8	4	0	0	2	37		
00	CASTLEMAN, Halee	f	0-1	0-0	0-0	0	1	1	0	0	0	0	0	0	13		
13	COOK, Erika	f	0-1	0-0	0-0	0	0	0	0	0	0	0	0	0	1		
34	WOMACK, Denisha	f	1-2	0-1	0-0	0	1	1	1	2	0	2	0	0	7		
42	MUELLER, Jenna	f	0-0	0-0	0-0	0	1	1	0	0	1	0	0	0	6		
	Team					0	2	2									
	Totals		23-49	5-12	4-7	11	25	36	7	55	15	16	1	9	200		

FG % 1st Half: 10-25 40.0% 2nd half: 13-24 54.2% Game: 23-49 46.9% Deadball Rebounds 2
 3FG % 1st Half: 4-7 57.1% 2nd half: 1-5 20.0% Game: 5-12 41.7%
 FT % 1st Half: 1-4 25.0% 2nd half: 3-3 100.0% Game: 4-7 57.1%

Officials: Technical fouls: Western Illinois-None. Saint Louis-None.
 Attendance: 336

Score by periods	1st	2nd	Total
Western Illinois	19	25	44
Saint Louis	25	30	55

Last FG - WIU 2nd-01:44, SLU 2nd-03:28. Score tied - 0 times. Lead changed - 1 time.
 Largest lead - WIU by 2 1st-18:32, SLU by 17 2nd-03:28.

GAME 7 – SLU 53, Valparaiso 47

Official Basketball Box Score -- Game Totals -- Final Statistics
Saint Louis vs Valparaiso
12/01/12 1:35 p.m. at Valparaiso, Ind. (ARC)

Saint Louis 53 • 3-4

#	Player	Total			3-Ptr			Rebounds			PF	TP	A	TO	Blk	Stl	Min
		FG-FGA	FG-FGA	FT-FTA	Off	Def	Tot	Off	Def	Tot							
12	JONES, Lorreal	f	5-11	0-1	5-8	2	2	4	2	15	0	2	0	1	34		
50	EGGERT, Mallory	c	6-14	0-0	2-4	5	7	12	2	14	0	2	0	0	38		
01	BRADLEY, Jacy	g	0-3	0-3	0-1	0	4	4	1	0	8	1	0	0	37		
21	WEBB, Courtney	g	6-14	1-5	2-2	1	3	4	1	15	1	2	0	0	36		
23	BALL, Desirae	g	2-6	1-1	0-1	0	2	2	1	5	1	1	0	5	37		
00	CASTLEMAN, Halee	f	0-1	0-0	2-2	1	1	2	3	2	0	1	0	1	10		
34	WOMACK, Denisha	f	0-0	0-0	0-0	0	2	2	0	0	0	1	0	0	3		
42	MUELLER, Jenna	f	1-2	0-0	0-0	1	1	1	0	2	1	1	0	0	5		
	Team					1	1	2									
	Totals		20-51	2-10	11-18	11	22	33	10	53	11	11	0	7	200		

FG % 1st Half: 9-25 36.0% 2nd half: 11-26 42.3% Game: 20-51 39.2% Deadball Rebounds 3
 3FG % 1st Half: 1-7 14.3% 2nd half: 1-3 33.3% Game: 2-10 20.0%
 FT % 1st Half: 3-4 75.0% 2nd half: 8-14 57.1% Game: 11-18 61.1%

Valparaiso 47 • 2-5

#	Player	Total			3-Ptr			Rebounds			PF	TP	A	TO	Blk	Stl	Min
		FG-FGA	FG-FGA	FT-FTA	Off	Def	Tot	Off	Def	Tot							
14	GERARDOT, Tabitha	f	5-11	2-2	0-0	7	2	9	1	12	1	2	0	1	28		
31	LANGE, Gina	f	1-3	0-1	0-0	1	3	4	2	0	0	1	0	0	20		
03	SCOTT, Shaquira	g	3-9	0-2	1-2	0	1	1	1	7	0	1	0	0	22		
12	RICHARDS, Laura	g	1-6	0-2	0-0	1	0	1	1	2	1	1	0	0	25		
23	RICHARDSON, Charae	g	3-7	1-2	0-1	0	6	6	3	7	3	3	0	2	28		
00	CARR, Jessica	f	0-2	0-2	0-0	1	0	1	0	0	3	2	0	0	14		
05	DEAN, Abby	f	1-2	1-1	0-0	0	0	0	0	3	1	2	0	0	9		
21	MILLER, Lexi	f	0-0	0-0	0-0	0	0	0	0	0	0	1	0	0	1		
25	HORTON, Liz	f	3-5	0-2	0-0	0	3	3	1	6	1	0	0	1	14		
32	JANSONE, Ieva	f	0-0	0-0	0-0	0	0	0	0	0	0	1	0	0	4		
33	CALLAWAY, Maegan	f	2-6	0-1	0-0	0	2	2	2	4	0	1	2	0	15		
44	WIEDEMANN, Jessi	f	1-3	1-2	1-5	2	2	4	1	4	1	2	0	0	20		
	Team					2	5	7									
	Totals		20-54	5-17	2-8	14	24	38	14	47	11	16	3	4	200		

FG % 1st Half: 12-28 42.9% 2nd half: 8-26 30.8% Game: 20-54 37.0% Deadball Rebounds 4
 3FG % 1st Half: 3-11 27.3% 2nd half: 2-6 33.3% Game: 5-17 29.4%
 FT % 1st Half: 0-0 0.0% 2nd half: 2-8 25.0% Game: 2-8 25.0%

Officials: Rod Creech, Andrew Bills, Candice Daniel
 Technical fouls: Saint Louis-None. Valparaiso-None.
 Attendance: 445

Score by periods	1st	2nd	Total
Saint Louis	22	31	53
Valparaiso	27	20	47

GAME 6 – Indiana State 48, SLU 46

Official Basketball Box Score -- Game Totals -- Final Statistics
Indiana State vs Saint Louis
11/29/12 7:00 p.m. at St. Louis, Mo.

Indiana State 48 • 4-2

#	Player	Total			3-Ptr			Rebounds			PF	TP	A	TO	Blk	Stl	Min
		FG-FGA	FG-FGA	FT-FTA	Off	Def	Tot	Off	Def	Tot							
34	Mahan, Racheal	f	9-14	0-0	5-9	3	3	6	2	23	0	4	0	1	33		
10	Valley, Jessica	g	0-3	0-2	0-0	1	1	2	0	1	1	1	1	1	31		
21	Johnson, Kasey	g	1-4	1-2	0-0	0	0	0	1	3	1	2	1	1	22		
23	Whitley, Taylor	g	1-7	0-1	0-0	0	4	4	1	2	7	2	0	2	37		
33	Munn, Anna	g	5-11	2-6	2-2	1	2	3	0	14	3	2	0	1	38		
00	Zurek, Natasha	f	2-3	0-0	0-0	0	0	0	1	4	1	0	0	1	14		
03	Laramie, Marina	f	1-1	0-0	0-0	0	1	1	3	2	0	3	0	1	16		
44	Franklin, Travecia	f	0-1	0-0	0-0	0	0	0	1	0	0	0	0	0	9		
	Team					2	2	4									
	Totals		19-44	3-11	7-11	7	13	20	11	48	13	17	2	8	200		

FG % 1st Half: 11-24 45.8% 2nd half: 8-20 40.0% Game: 19-44 43.2% Deadball Rebounds 1,1
 3FG % 1st Half: 2-7 28.6% 2nd half: 1-4 25.0% Game: 3-11 27.3%
 FT % 1st Half: 4-4 100.0% 2nd half: 3-7 42.9% Game: 7-11 63.6%

Saint Louis 46 • 2-4

#	Player	Total			3-Ptr			Rebounds			PF	TP	A	TO	Blk	Stl	Min
		FG-FGA	FG-FGA	FT-FTA	Off	Def	Tot	Off	Def	Tot							
12	JONES, Lorreal	f	2-10	1-1	1-2	6	6	12	4	6	1	4	0	1	34		
50	EGGERT, Mallory	c	8-10	0-0	0-1	1	9	10	5	16	1	2	2	6	33		
01	BRADLEY, Jacy	g	2-9	0-2	2-2	0	0	0	0	6	7	5	0	0	40		
21	WEBB, Courtney	g	2-7	1-3	0-0	1	2	2	2	5	1	3	0	0	32		
23	BALL, Desirae	g	5-9	1-2	2-2	0	2	2	0	13	1	6	0	1	40		
00	CASTLEMAN, Halee	f	0-0	0-0	0-0	0</											

GAME 9 – UT Martin 78, SLU 62

Official Basketball Box Score -- Game Totals -- Final Statistics
Saint Louis vs UT Martin
 12-6-12 7 p.m. at Elam Center - Martin, Tenn.

Saint Louis 62 • 4-5

#	Player	Total			3-Ptr			Rebounds			PF	TP	A	TO	Blk	Stl	Min
		FG-FGA	FG-FGA	FT-FTA	FG-FGA	FG-FGA	FT-FTA	Off	Def	Tot							
01	BRADLEY, Jacy	* 3-8	3-5	0-0	0	4	4	2	9	3	4	0	0	0	38		
12	JONES, Lorreal	* 4-10	0-0	3-3	3	5	8	1	11	5	4	0	1	35			
21	WEBB, Courtney	* 4-9	2-6	0-0	1	3	4	3	10	2	2	0	1	31			
23	BALL, Desirae	* 5-13	0-1	0-0	0	0	0	2	10	5	3	0	1	38			
50	EGGERT, Mallory	* 6-12	0-0	5-6	5	3	8	3	17	1	2	0	0	30			
00	CASTLEMAN, Halee	2-2	1-1	0-0	0	2	2	2	5	0	1	0	0	15			
34	WOMACK, Denisha	0-1	0-0	0-0	0	0	0	1	0	0	1	0	0	5			
42	MUELLER, Jenna	0-2	0-0	0-0	2	0	2	1	0	1	0	0	1	8			
Team					4	3	7										
Totals		24-57	6-13	8-9	15	20	35	15	62	17	17	0	4	200			
FG % 1st Half: 12-29 41.4%		2nd half: 12-28 42.9%		Game: 24-57 42.1%		Deadball Rebounds											
3FG % 1st Half: 3-6 50.0%		2nd half: 3-7 42.9%		Game: 6-13 46.2%													
FT % 1st Half: 2-2 100.0%		2nd half: 6-7 85.7%		Game: 8-9 88.9%													

UT Martin 78 • 4-6

#	Player	Total			3-Ptr			Rebounds			PF	TP	A	TO	Blk	Stl	Min
		FG-FGA	FG-FGA	FT-FTA	FG-FGA	FG-FGA	FT-FTA	Off	Def	Tot							
11	BUTLER, Heather	* 10-25	2-9	6-7	1	6	7	0	28	1	4	0	2	40			
12	NEWSOME, Jasmine	* 8-15	2-5	6-6	0	2	2	2	24	9	0	0	3	39			
20	SCHUBERT, Katie	* 1-2	1-2	0-0	1	1	2	1	3	1	0	0	1	23			
32	WHITE, Megan	* 3-7	3-7	0-0	0	4	4	0	9	1	0	0	2	38			
34	CRAWFORD, Shelby	* 4-5	2-3	0-0	2	3	5	4	10	2	1	0	0	27			
05	GOLDEN, Cortrice	0-0	0-0	0-0	0	0	0	0	0	0	1	1	0	2			
10	HALL, Chelsey	0-0	0-0	0-0	0	0	0	0	0	0	1	0	0	3			
33	BRYANT, Rickiesha	2-2	0-0	0-0	4	3	7	1	4	0	3	5	0	28			
Team					1	0	1										
Totals		28-56	10-26	12-13	9	19	28	8	78	14	10	6	8	200			
FG % 1st Half: 13-27 48.1%		2nd half: 15-29 51.7%		Game: 28-56 50.0%		Deadball Rebounds											
3FG % 1st Half: 7-16 43.8%		2nd half: 3-10 30.0%		Game: 10-26 38.5%													
FT % 1st Half: 4-4 100.0%		2nd half: 8-9 88.9%		Game: 12-13 92.3%													

Officials: Doug Klenc (r), Wayne Patterson, Cole Womack
 Technical fouls: Saint Louis-None. UT Martin-None.
 Attendance: 1208

Score by periods	1st	2nd	Total
Saint Louis	29	33	62
UT Martin	37	41	78

GAME 10 – SLU 63, Evansville 59

Official Basketball Box Score -- Game Totals -- Final Statistics
Saint Louis vs Evansville
 12-09-12 1:05 pm at Evansville, Ind. (Ford Center)

Saint Louis 63 • 5-5

#	Player	Total			3-Ptr			Rebounds			PF	TP	A	TO	Blk	Stl	Min
		FG-FGA	FG-FGA	FT-FTA	FG-FGA	FG-FGA	FT-FTA	Off	Def	Tot							
12	JONES, Lorreal	f 5-13	0-1	2-2	2	6	8	4	12	3	1	0	0	28			
50	EGGERT, Mallory	c 2-6	0-0	0-2	1	5	6	3	4	0	0	0	0	32			
01	BRADLEY, Jacy	g 8-13	3-6	4-5	0	8	8	1	23	6	3	0	0	40			
21	WEBB, Courtney	g 4-10	1-5	3-4	2	2	4	2	12	0	3	1	1	34			
23	BALL, Desirae	g 3-10	0-1	0-2	0	2	2	1	6	4	1	0	3	39			
00	CASTLEMAN, Halee	1-2	1-2	1-2	0	3	3	0	4	0	0	0	0	13			
42	MUELLER, Jenna	1-2	0-0	0-0	1	1	2	0	2	0	0	1	0	14			
Team					1	4	5										
Totals		24-56	5-15	10-17	7	31	38	11	63	13	8	2	4	200			
FG % 1st Half: 16-34 47.1%		2nd half: 8-22 36.4%		Game: 24-56 42.9%		Deadball Rebounds											
3FG % 1st Half: 2-9 22.2%		2nd half: 3-6 50.0%		Game: 5-15 33.3%													
FT % 1st Half: 0-0 0.0%		2nd half: 10-17 58.8%		Game: 10-17 58.8%													

Evansville 59 • 2-7

#	Player	Total			3-Ptr			Rebounds			PF	TP	A	TO	Blk	Stl	Min
		FG-FGA	FG-FGA	FT-FTA	FG-FGA	FG-FGA	FT-FTA	Off	Def	Tot							
03	Falkenstein, Chelsea	f 1-3	0-0	0-0	0	9	9	3	2	1	0	0	0	25			
21	Collins, Meagan	f 4-10	1-4	4-4	2	3	5	2	13	0	1	0	0	26			
25	Heck, Samantha	c 5-11	1-4	2-2	1	6	7	2	13	2	2	0	1	36			
01	Hart, Christian	g 7-20	6-14	0-3	0	2	2	3	20	4	4	0	1	38			
13	Friday, Laura	g 0-0	0-0	0-0	0	0	0	0	0	0	0	0	0	7			
02	Taylor, Kat	0-0	0-0	0-0	0	1	1	2	0	1	0	0	0	6			
22	Liles, Miranda	0-1	0-0	0-0	0	3	3	1	0	1	1	1	0	8			
24	Ware, Taylor	1-5	0-1	0-0	2	1	3	1	2	1	0	0	0	21			
33	Miller, Juliann	4-8	1-2	0-0	1	1	2	3	9	4	2	0	1	33			
Team					0	1	1										
Totals		22-58	9-25	6-9	6	27	33	17	59	14	10	1	3	200			
FG % 1st Half: 8-30 26.7%		2nd half: 14-28 50.0%		Game: 22-58 37.9%		Deadball Rebounds											
3FG % 1st Half: 3-12 25.0%		2nd half: 6-13 46.2%		Game: 5-15 33.3%													
FT % 1st Half: 2-2 100.0%		2nd half: 4-7 57.1%		Game: 6-9 66.7%													

Officials: Tim Daley, David Stewart, Jamie Coleen Broderick
 Technical fouls: Saint Louis-None. Evansville-None.
 Attendance: 328

Score by periods	1st	2nd	Total
Saint Louis	34	29	63
Evansville	21	38	59

GAME 11 – Memphis 65, SLU 58

Official Basketball Box Score -- Game Totals -- Final Statistics
Memphis vs Saint Louis
 12/19/12 4:00 PM at St. Louis, MO

Memphis 65 • 5-5

#	Player	Total			3-Ptr			Rebounds			PF	TP	A	TO	Blk	Stl	Min
		FG-FGA	FG-FGA	FT-FTA	FG-FGA	FG-FGA	FT-FTA	Off	Def	Tot							
15	HOPE, Pa'Sonna	f 3-4	0-0	0-0	1	2	3	5	6	0	1	2	0	11			
35	DICKSON, Nicole	c 8-17	1-6	0-2	2	6	8	2	17	3	2	3	4	36			
12	HEARN, Ariel	g 5-14	0-3	7-8	0	3	3	2	17	5	3	0	3	34			
23	JACKSON, Jaymie	g 0-3	0-0	0-0	0	0	0	2	0	2	2	0	0	21			
34	MACK, Devin	g 1-3	0-0	2-2	4	2	6	0	4	1	1	0	0	24			
05	MCGRAW, Lauren	4-9	2-3	1-3	1	3	4	4	11	1	0	0	1	26			
11	AJANAKU, Jamila	1-1	0-0	0-1	1	1	2	2	2	1	1	2	0	14			
21	FUQUA-BEY, Asianna	0-0	0-0	0-0	0	0	0	0	0	0	0	0	0	4			
33	JONES, Ann	4-6	0-0	0-2	2	3	5	2	8	1	1	0	0	14			
55	HARVEY, Krishunda	0-3	0-0	0-1	6	2	8	1	0	0	1	0	1	16			
Team					2	3	5										
Totals		26-60	3-12	10-19	19	25	44	20	65	14	12	7	9	200			
FG % 1st Half: 13-36 36.1%		2nd half: 13-24 54.2%		Game: 26-60 43.3%		Deadball Rebounds											
3FG % 1st Half: 2-7 28.6%		2nd half: 1-5 20.0%		Game: 3-12 25.0%													
FT % 1st Half: 2-6 33.3%		2nd half: 8-13 61.5%		Game: 10-19 52.6%													

Saint Louis 58 • 5-6

#	Player	Total			3-Ptr			Rebounds			PF	TP	A	TO	Blk	Stl	Min
		FG-FGA	FG-FGA	FT-FTA	FG-FGA	FG-FGA	FT-FTA	Off	Def	Tot							
12	JONES, Lorreal	f 6-13	0-2	3-8	3	5	8	3	15	1	2	0	2	32			
50	EGGERT, Mallory	c 6-11	0-0	3-7	5	3	8	2	15	0	1	0	0	33			
01	BRADLEY, Jacy	g 0-9	0-2	4-4	0	1	1	3	4	7	3	1	1	36			
21	WEBB, Courtney	g 4-9	1-3	2-2	2	4	6	4	11	2	0	1	1	31			
23	BALL, Desirae	g 1-8	1-3	4-4	2	1	3	2	7	4	5	0	0	38			
00	CASTLEMAN, Halee	1-3	0-0	0-0	0	3	3	3	2	0	2	0	0	16			
34	WOMACK, Denisha	0-1	0-0	0-0	0	0	0	1	0	0	0	0	0	4			
42	MUELLER, Jenna	2-3	0-0	0-0	2	4	6	1	4	0	0	0	1	10			
Team					3	1	4										
Totals		20-57	2-10	16-25	17	22	39	19	58	14	13	2	5	200			
FG % 1st Half: 11-25 44.0%		2nd half: 9-32 28.1%		Game: 20-57 35.1%		Deadball Rebounds											
3FG % 1st Half: 2-7 28.6%		2nd half: 0-3 0.0%		Game: 2-10 20.0%													

GAME 13 – Northern Iowa 73, SLU 64

Official Basketball Box Score -- Game Totals -- Final Statistics
Northern Iowa vs Saint Louis
12/29/12 2:00 pm at St. Louis, Mo.

Northern Iowa 73 • 5-7

##	Player	Total	3-Ptr			Rebounds			PF	TP	A	TO	Blk	Stl	Min
			FG-FGA	FG-FGA	FT-FTA	Off	Def	Tot							
20	Schonhardt, Hannah	f	2-3	1-1	0-0	1	9	10	2	5	0	2	1	0	29
42	Keitel, Jen	f	6-13	0-0	3-3	3	5	8	2	15	2	2	0	0	35
10	Kalin, Jacqui	g	8-15	5-9	4-5	0	9	9	3	25	9	4	0	0	36
22	Brown, Brooke	g	1-4	1-3	0-0	0	1	1	1	3	1	3	0	0	23
32	Donaldson, Brittini	g	4-11	3-9	1-2	0	3	3	2	12	2	1	0	0	28
14	Davidson, Stephanie	g	1-4	1-2	0-0	1	0	1	0	3	2	0	0	0	19
15	McDowell, Jess	g	4-7	2-4	0-0	1	2	3	2	10	2	0	0	0	30
Team						1	3	4							
Totals			26-57	13-28	8-10	7	32	39	12	73	18	12	1	0	200

FG % 1st Half: 16-30 53.3% 2nd half: 10-27 37.0% Game: 26-57 45.6% Deadball Rebounds 1
3FG % 1st Half: 6-12 50.0% 2nd half: 3-12 25.0% Game: 13-28 46.4%
FT % 1st Half: 1-1 100.0% 2nd half: 7-9 77.8% Game: 8-10 80.0%

Saint Louis 64 • 5-8

##	Player	Total	3-Ptr			Rebounds			PF	TP	A	TO	Blk	Stl	Min
			FG-FGA	FG-FGA	FT-FTA	Off	Def	Tot							
34	WOMACK, Denisha	f	1-8	0-0	2-2	2	4	6	2	4	0	1	1	0	28
00	CASTLEMAN, Halee	g	3-5	0-1	2-2	1	3	4	0	8	0	0	0	0	34
01	BRADLEY, Jacy	g	6-13	4-8	2-2	2	5	7	3	18	5	3	0	2	40
21	WEBB, Courtney	g	6-18	0-5	1-3	1	6	7	1	13	4	1	0	0	36
23	BALL, Desirae	g	1-7	0-2	0-0	0	0	0	1	2	2	1	0	0	24
13	COOK, Erika	g	0-0	0-0	0-0	0	0	0	0	0	0	0	0	0	2
42	MUELLER, Jenna	g	2-3	0-0	1-1	2	3	5	1	5	0	0	0	0	13
50	EGGERT, Mallory	g	5-10	0-0	4-5	1	3	4	2	14	0	1	0	1	23
Team						1	1	2							
Totals			24-64	4-16	12-15	10	25	35	11	64	11	7	1	3	200

FG % 1st Half: 9-32 28.1% 2nd half: 15-32 46.9% Game: 24-64 37.5% Deadball Rebounds 1
3FG % 1st Half: 1-4 25.0% 2nd half: 3-12 25.0% Game: 4-16 25.0%
FT % 1st Half: 3-4 75.0% 2nd half: 9-11 81.8% Game: 12-15 80.0%

Officials: Jeff Cross, Doug Klenc, Megan Matthews
Technical fouls: Northern Iowa-None, Saint Louis-None.
Attendance: 513

Score by periods	1st	2nd	Total
Northern Iowa	39	34	73
Saint Louis	22	42	64

Last FG - UNI 2nd-01:39, SLU 2nd-00:14.
Largest lead - UNI by 20 2nd-18:28, SLU by 2 1st-18:37.

Points In Off 2nd Fast
UNI 16 4 12 2 13
SLU 26 16 3 5 19

Score tied - 4 times.
Lead changed - 1 time.

GAME 14 – SLU 62, Winthrop 53

Official Basketball Box Score -- Game Totals -- Final Statistics
Winthrop vs Saint Louis
12/31/12 Noon at St. Louis, Mo.

Winthrop 53 • 6-6

##	Player	Total	3-Ptr			Rebounds			PF	TP	A	TO	Blk	Stl	Min
			FG-FGA	FG-FGA	FT-FTA	Off	Def	Tot							
04	NUNN, Schaquilla	f	5-11	0-0	1-2	4	6	10	2	11	0	2	5	0	29
01	KILPATRICK, Aliyah	g	2-7	0-1	2-2	2	3	5	1	6	2	2	0	3	32
12	CHOIBEKOVA, Diana	g	1-10	0-6	0-0	3	1	4	3	2	0	1	0	0	31
22	McCLANAHAN, Dequesh	g	6-18	1-3	4-5	2	6	8	2	17	7	6	0	4	39
24	WRIGHT, Samiya	g	6-13	2-6	0-0	0	1	1	0	14	1	0	0	0	35
03	SOLMON, Christina	g	0-0	0-0	0-0	0	0	0	1	0	0	1	0	0	2
05	CHARLES, Tiffany	g	1-2	0-0	1-2	0	1	1	1	3	0	1	0	0	7
14	PORTER, Ashley	g	0-2	0-0	0-0	0	0	0	1	0	0	0	0	1	6
20	CALVERT, Taylor	g	0-4	0-0	0-0	1	10	11	4	0	0	2	0	3	19
Team						0	1	1							
Totals			21-67	3-16	8-11	12	29	41	15	53	10	15	6	11	200

FG % 1st Half: 11-31 35.5% 2nd half: 10-36 27.8% Game: 21-67 31.3% Deadball Rebounds 0
3FG % 1st Half: 1-7 14.3% 2nd half: 2-9 22.2% Game: 3-16 18.8%
FT % 1st Half: 2-2 100.0% 2nd half: 6-9 66.7% Game: 8-11 72.7%

Saint Louis 62 • 6-8

##	Player	Total	3-Ptr			Rebounds			PF	TP	A	TO	Blk	Stl	Min
			FG-FGA	FG-FGA	FT-FTA	Off	Def	Tot							
34	WOMACK, Denisha	f	2-7	0-0	7-9	1	7	8	1	11	0	1	3	2	26
00	CASTLEMAN, Halee	g	1-1	0-0	0-0	1	7	8	2	2	0	3	2	1	32
01	BRADLEY, Jacy	g	5-13	2-7	3-4	0	6	6	1	15	8	4	1	1	40-
21	WEBB, Courtney	g	5-10	4-7	0-1	1	2	3	3	14	3	5	0	1	31
23	BALL, Desirae	g	4-13	2-6	0-0	0	2	2	1	10	4	3	0	0	40-
13	COOK, Erika	g	0-1	0-1	0-0	0	3	3	0	0	0	0	0	0	3
42	MUELLER, Jenna	g	0-0	0-0	0-0	0	1	1	1	0	0	0	0	0	5
50	EGGERT, Mallory	g	4-9	0-0	2-3	4	2	6	2	10	2	1	0	1	23
Team						0	6	6							
Totals			21-54	8-21	12-17	7	36	43	11	62	17	17	6	6	200

FG % 1st Half: 10-31 32.3% 2nd half: 11-23 47.8% Game: 21-54 38.9% Deadball Rebounds 2
3FG % 1st Half: 4-12 33.3% 2nd half: 4-9 44.4% Game: 8-21 38.1%
FT % 1st Half: 2-2 100.0% 2nd half: 10-15 66.7% Game: 12-17 70.6%

Officials: Doug Knight, Doug Klenc, Megan Matthews
Technical fouls: Winthrop-None, Saint Louis-None.
Attendance: 195

Score by periods	1st	2nd	Total
Winthrop	25	28	53
Saint Louis	26	36	62

Last FG - WU 2nd-00:39, SLU 2nd-05:25.
Largest lead - WU by 5 2nd-17:49, SLU by 15 2nd-04:43.

Points In Off 2nd Fast
WU 28 20 8 8 3
SLU 20 20 8 6 10

Score tied - 3 times.
Lead changed - 6 times.

GAME 15 – S.E. Missouri State 59, SLU 52

Official Basketball Box Score -- Game Totals -- Final Statistics
Saint Louis vs Southeast Missouri
01-09-13 6:30 p.m. at Cape Girardeau, Mo. (Show Me Center)

Saint Louis 52 • 6-9

##	Player	Total	3-Ptr			Rebounds			PF	TP	A	TO	Blk	Stl	Min
			FG-FGA	FG-FGA	FT-FTA	Off	Def	Tot							
34	WOMACK, Denisha	f	2-5	0-0	3-5	1	4	5	5	7	1	0	1	0	19
00	CASTLEMAN, Halee	g	1-5	0-0	2-2	3	9	12	2	4	0	1	0	0	30
01	BRADLEY, Jacy	g	9-17	5-9	1-2	0	7	7	4	24	1	0	0	0	39
21	WEBB, Courtney	g	1-6	0-2	1-2	1	4	5	3	3	3	4	1	2	36
23	BALL, Desirae	g	4-15	1-5	0-0	0	0	0	2	9	5	1	0	2	40
13	COOK, Erika	g	0-1	0-0	0-0	0	0	0	0	0	0	0	0	0	1
42	MUELLER, Jenna	g	0-1	0-0	0-0	0	1	1	1	0	0	0	0	0	8
50	EGGERT, Mallory	g	2-8	0-0	1-2	4	1	5	3	5	1	3	0	0	27
Team						1	4	5							
Totals			19-58	6-16	8-13	10	30	40	20	52	11	12	2	4	200

FG % 1st Half: 7-26 26.9% 2nd half: 12-32 37.5% Game: 19-58 32.8% Deadball Rebounds 3
3FG % 1st Half: 2-5 40.0% 2nd half: 4-11 36.4% Game: 6-16 37.5%
FT % 1st Half: 6-9 66.7% 2nd half: 2-4 50.0% Game: 8-13 61.5%

Southeast Missouri 59 • 8-8

##	Player	Total	3-Ptr			Rebounds			PF	TP	A	TO	Blk	Stl	Min
			FG-FGA	FG-FGA	FT-FTA	Off	Def	Tot							
15	SHIFFER, Courtney	f	0-3	0-0	5-6	2	2	4	2	5	1	0	0	0	22
32	MACK, Patricia	f	3-8	0-0	2-4	4	11	15	4	8	3	2	1	2	29
12	WRIGHT, Kara	g	2-3	1-1	0-0	0	2	2	1	5	1	1	0	0	20
34	HUNTER, Jordan	g	4-8	2-3	4-4	0	2	2	2	14	2	0	0	0	31
40	ROBERTS, Bailie	g	2-9	0-1	6-8	0	4	4	0	10	2	0	0	0	33
03	HAERTLING, Dru	g	1-2	1-1	0-0	0	0	0	0	3	1	0	0	0	7
04	HARRIEL, Brittany	g	2-4	0-1	1-2	0	5	5	1	5	0	3	0	0	24
11	BRADSHAW, Allyson	g	0-4	0-3	0-0	0	0	0	0	0	2	2	1	0	13
21	KING, Connor	g	0-2	0-1	0-0	0	1	1	1	0	0	1	0	0	5
24	HACKMANN, Olivia	g	4-7	1-1	0-1	1	1	2	0	9	0	0	0	0	16
Team						1	3	4							
Totals			18-50	5-12	18-25	8	31	39	11	59	12	10	2	3	200

FG % 1st Half: 9-27 33.3% 2nd half: 9-23 39.1% Game: 18-50 36.0% Deadball Rebounds 1
3FG % 1st Half: 5-9 55.6% 2nd half: 0-3 0.0% Game: 5-12 41.7%
FT % 1st Half: 5-6 83.3% 2nd half: 13-19 68.4% Game: 18-25 72.0%

Officials: Charlie Hurst, Kyle Labar, Tony Ramsey
Technical fouls: Saint Louis-None, Southeast Missouri-None.
Attendance: 428
Visitor #34 Fouled Out With 00:09 remaining in second half

Score by periods	1st	2nd	Total
Saint Louis	22	30	52
Southeast Missouri	28		

GAME 17 – Duquesne 68, SLU 41

Official Basketball Box Score -- Game Totals -- Final Statistics
Saint Louis vs Duquesne
 01/16/13 7:00 PM at Pittsburgh, PA

Saint Louis 41 • 7-10, 1-1 A-10

##	Player	Total			3-Ptr			Rebounds			PF	TP	A	TO	Blk	Stl	Min
		FG-FGA	FG-FGA	FT-FTA	FG-FGA	FG-FGA	FT-FTA	Off	Def	Tot							
34	WOMACK, Denisha	f	2-7	0-0	1-1	2	2	4	3	5	0	1	1	0	20		
00	CASTLEMAN, Halee	g	2-5	0-0	0-0	2	3	5	2	4	1	4	0	0	31		
01	BRADLEY, Jacy	g	0-4	0-2	0-0	0	0	0	0	0	5	3	0	0	35		
21	WEBB, Courtney	g	2-7	0-4	0-0	2	2	4	2	4	0	3	0	0	27		
23	BALL, Desirae	g	5-9	1-3	0-0	1	2	3	1	11	3	2	1	0	33		
04	JOHNSON, Morgan	g	0-0	0-0	1-2	0	0	0	0	1	0	0	0	1	1		
12	JONES, Lorreal	g	3-8	0-1	2-3	1	2	3	2	8	0	3	0	0	21		
13	COOK, Erika	g	0-1	0-0	0-0	0	0	0	0	0	0	0	0	0	3		
42	MUELLER, Jenna	g	2-2	0-0	1-2	1	2	3	0	5	0	1	0	0	12		
50	EGGERT, Mallory	g	0-8	0-0	3-4	2	3	5	1	3	1	2	1	1	17		
	Team					3	3	6			2						
	Totals		16-51	1-10	8-12	14	19	33	11	41	10	21	3	2	200		
	FG % 1st Half:	7-20	35.0%	2nd half:	9-31	29.0%	Game:	16-51	31.4%								
	3FG % 1st Half:	1-3	33.3%	2nd half:	0-7	0.0%	Game:	1-10	10.0%								
	FT % 1st Half:	3-3	100.0	2nd half:	5-9	55.6%	Game:	8-12	66.7%								

Duquesne 68 • 13-3, 2-0 A-10

##	Player	Total			3-Ptr			Rebounds			PF	TP	A	TO	Blk	Stl	Min
		FG-FGA	FG-FGA	FT-FTA	FG-FGA	FG-FGA	FT-FTA	Off	Def	Tot							
10	AGUNBIADIE, Wumi	f	10-19	1-3	2-2	1	2	3	1	23	3	1	3	1	31		
13	SZECSI, Orsi	f	6-10	1-3	0-0	1	3	4	3	13	3	3	0	0	29		
12	FLOYD, Jocelyn	g	2-5	0-0	0-0	2	2	4	2	4	4	1	0	6	19		
23	NURKIC, Belma	g	2-7	1-3	0-0	1	1	2	1	5	3	0	1	3	27		
32	ROBINSON, April	g	3-5	0-0	1-1	1	1	2	0	6	1	0	0	1	25		
04	JOHNSON, Jose-Ann	g	0-2	0-0	1-2	0	5	5	1	1	1	2	0	0	10		
11	HALL, Ahjah	g	3-4	0-0	2-2	3	2	5	3	8	1	0	0	2	22		
15	MOORE, Raegan	g	0-0	0-0	0-0	0	3	3	1	0	0	1	2	0	11		
24	ABEL, Vanessa	g	4-7	0-0	0-0	1	0	1	0	8	3	3	0	0	21		
42	KING, Stasia	g	0-0	0-0	0-0	0	0	0	0	0	0	0	1	0	5		
	Team					1	3	4									
	Totals		30-59	3-10	5-7	11	22	33	12	68	19	10	12	14	200		
	FG % 1st Half:	14-30	46.7%	2nd half:	16-29	55.2%	Game:	30-59	50.8%								
	3FG % 1st Half:	2-8	25.0%	2nd half:	1-2	50.0%	Game:	3-10	30.0%								
	FT % 1st Half:	3-4	75.0%	2nd half:	2-3	66.7%	Game:	5-7	71.4%								

Officials: Robert Enterlein, Diana DePaul, Kevin Farlow
 Technical fouls: Saint Louis-None. Duquesne-None.
 Attendance: 854
 Next Up: Duquesne vs. Temple 1/20; Saint Louis vs. St. Joseph's 1/20

Score by periods	1st	2nd	Total
Saint Louis	18	23	41
Duquesne	33	35	68

GAME 18 – Saint Joseph's 69, SLU 38

Official Basketball Box Score -- Game Totals -- Final Statistics
Saint Joseph's vs Saint Louis
 01/20/13 1:00 pm at St. Louis, MO

Saint Joseph's 69 • 12-5, 3-0 A-10

##	Player	Total			3-Ptr			Rebounds			PF	TP	A	TO	Blk	Stl	Min
		FG-FGA	FG-FGA	FT-FTA	FG-FGA	FG-FGA	FT-FTA	Off	Def	Tot							
01	GOTFRIDA, Ilze	f	3-4	1-1	0-0	1	8	9	2	7	1	0	0	0	28		
32	VAN GRINSVEN, Chatil	f	5-12	0-0	5-6	7	3	10	4	15	0	1	3	1	23		
03	SIELDS, Erin	g	5-10	3-6	0-0	0	2	2	1	13	8	2	0	1	31		
04	CLOUD, Natasha	g	4-9	0-0	4-5	0	3	3	1	12	7	3	0	1	28		
25	PRIM, Ashley	g	1-5	0-1	0-0	1	2	3	1	2	1	1	0	2	26		
11	PARKER, Kasie	g	1-2	0-1	0-0	0	0	0	0	2	1	0	0	1	6		
12	VILA, Mireia	g	2-6	2-6	0-0	0	3	3	1	6	0	1	0	0	16		
13	ROBINSON, Ashley	g	2-2	0-0	0-0	0	1	1	1	4	0	1	0	2	13		
20	SMITH, Shelby	g	0-0	0-0	0-0	0	0	0	0	0	0	0	0	0	4		
21	ANDREWS, Ciara	g	1-1	0-0	0-0	0	0	0	0	2	0	0	0	0	2		
34	BERGER, Kelsey	g	3-4	0-1	0-0	0	0	0	0	6	1	0	0	0	8		
41	FAIRBANKS, Sarah	g	0-3	0-0	0-0	2	2	4	1	0	0	0	1	1	15		
	Team					0	8	8			1						
	Totals		27-58	6-16	9-11	11	32	43	12	69	19	10	4	9	200		
	FG % 1st Half:	14-27	51.9%	2nd half:	13-31	41.9%	Game:	27-58	46.6%								
	3FG % 1st Half:	6-11	54.5%	2nd half:	0-5	0.0%	Game:	6-16	37.5%								
	FT % 1st Half:	4-5	80.0%	2nd half:	5-6	83.3%	Game:	9-11	81.8%								

Saint Louis 38 • 7-11, 1-2 A-10

##	Player	Total			3-Ptr			Rebounds			PF	TP	A	TO	Blk	Stl	Min
		FG-FGA	FG-FGA	FT-FTA	FG-FGA	FG-FGA	FT-FTA	Off	Def	Tot							
12	JONES, Lorreal	f	3-7	0-1	3-4	3	4	7	3	9	1	3	0	0	27		
50	EGGERT, Mallory	c	0-7	0-0	0-1	3	4	7	2	0	0	1	0	1	21		
00	CASTLEMAN, Halee	g	2-5	1-3	0-0	1	5	6	2	5	2	1	0	0	30		
01	BRADLEY, Jacy	g	2-10	1-4	0-0	0	3	3	0	5	5	3	0	1	39		
23	BALL, Desirae	g	3-12	1-4	0-0	0	0	0	3	7	0	3	0	1	38		
04	JOHNSON, Morgan	g	0-0	0-0	0-0	0	0	0	0	0	0	0	0	0	1		
13	COOK, Erika	g	0-3	0-0	0-0	2	0	2	0	0	0	0	0	0	8		
21	WEBB, Courtney	g	0-1	0-1	0-0	0	1	1	0	0	0	0	0	0	6		
34	WOMACK, Denisha	g	3-9	0-1	2-3	1	0	1	2	8	0	3	0	0	22		
42	MUELLER, Jenna	g	1-2	0-0	2-2	0	0	0	0	4	0	1	0	0	8		
	Team					2	4	6									
	Totals		14-56	3-14	7-10	12	21	33	12	38	8	15	0	3	200		
	FG % 1st Half:	9-30	30.0%	2nd half:	5-26	19.2%	Game:	14-56	25.0%								
	3FG % 1st Half:	1-6	16.7%	2nd half:	2-8	25.0%	Game:	3-14	21.4%								
	FT % 1st Half:	1-2	50.0%	2nd half:	6-8	75.0%	Game:	7-10	70.0%								

Officials: Kevin Pethel, Roger Brown Jr., Nicholas Cappel
 Technical fouls: Saint Joseph's-None. Saint Louis-None.
 Attendance: 572

Score by periods	1st	2nd	Total
Saint Joseph's	38	31	69
Saint Louis	20	18	38

GAME 19 – SLU 52, Richmond 49

Official Basketball Box Score -- Game Totals -- Final Statistics
SAINT LOUIS vs Richmond
 1/23/13 12:00pm at Richmond, Va.

SAINT LOUIS 52 • 8-11, 2-2

##	Player	Total			3-Ptr			Rebounds			PF	TP	A	TO	Blk	Stl	Min
		FG-FGA	FG-FGA	FT-FTA	FG-FGA	FG-FGA	FT-FTA	Off	Def	Tot							
12	JONES, Lorreal	f	3-8	0-0	5-8	2	9	11	2	11	0	2	0	1	35		
50	EGGERT, Mallory	c	3-8	0-0	1-3	2	6	8	4	7	1	2	0	0	27		
00	CASTLEMAN, Halee	g	1-7	1-2	2-4	1	6	7	1	5	0	2	0	2	37		
01	BRADLEY, Jacy	g	5-9	0-3	2-2	0	3	3	0	12	2	3	0	1	40		
23	BALL, Desirae	g	6-10	0-0	1-2	1	1	2	1	13	0	2	0	0	38		
21	WEBB, Courtney	g	0-2	0-1	0-0	0	0	0	0	0	0	0	0	0	5		
34	WOMACK, Denisha	g	1-4	0-0	2-2	1	2	3	1	4	0	2	0	0	13		
42	MUELLER, Jenna	g	0-1	0-0	0-0	1	0	1	0	0	0	0	0	0	5		
	Team					2	3	5			1						
	Totals		19-49	1-6	13-21	10	30	40	9	52	3	14	0	4	200		
	FG % 1st Half:	10-28	35.7%	2nd half:	9-21	42.9%	Game:	19-49	38.8%								
	3FG % 1st Half:	1-4	25.0%	2nd half:	0-2	0.0%	Game:	1-6	16.7%								
	FT % 1st Half:	1-2	50.0%	2nd half:	12-19	63.2%	Game:	13-21	61.9%								

Richmond 49 • 11-9, 1-3

GAME 21 – SLU 66, Xavier 49



Official Basketball Box Score -- Game Totals -- Final Statistics
Saint Louis vs Xavier
 01/31/13 7:00 p.m. at Cincinnati, Ohio (Cintas Center)



Saint Louis 66 • 9-12, 3-3 A-10

#	Player	Total FG-FGA	3-Ptr FG-FGA	Rebounds			PF	TP	A	TO	Blk	Stl	Min	
				Off	Def	Tot								
12	JONES, Lorreal	f 4-9	0-0	0-1	5	7	12	1	8	3	2	1	2	38
50	EGGERT, Mallory	c 2-2	0-0	0-0	1	3	4	4	4	0	1	0	0	12
00	CASTLEMAN, Halee	g 2-5	2-2	3-4	2	5	7	1	9	3	2	0	0	30
01	BRADLEY, Jacy	g 3-8	1-4	3-3	1	1	2	3	10	2	1	1	0	34
23	BALL, Desiree	g 8-11	4-5	2-2	0	0	0	0	22	3	4	0	4	39
13	COOK, Erika	g 0-0	0-0	0-0	0	0	0	0	0	0	0	0	0	1
21	WEBB, Courtney	g 3-6	1-2	0-0	0	2	2	0	7	1	2	0	0	17
34	WOMACK, Denisha	g 2-4	0-0	2-2	1	1	2	1	6	0	2	0	0	19
42	MUELLER, Jenna	g 0-1	0-0	0-2	1	0	1	1	0	0	2	0	0	10
	Team				0	2	2			1				
	Totals	24-46	8-13	10-14	11	21	32	12	66	12	17	2	6	200

FG % 1st Half: 10-24 41.7% 2nd half: 14-22 63.6% Game: 24-46 52.2% Deadball Rebounds 1,1
 3FG % 1st Half: 4-9 44.4% 2nd half: 4-4 100.0% Game: 8-13 61.5%
 FT % 1st Half: 4-5 80.0% 2nd half: 6-9 66.7% Game: 10-14 71.4%

Xavier 49 • 6-14, 0-6 A-10

#	Player	Total FG-FGA	3-Ptr FG-FGA	Rebounds			PF	TP	A	TO	Blk	Stl	Min	
				Off	Def	Tot								
02	GRAY, Amber	f 1-4	0-2	0-0	0	4	4	2	2	0	2	0	1	23
12	PACHKO, Jessica	f 3-4	0-0	3-4	1	1	2	3	9	1	1	1	1	27
01	O'NEILL, Ty	g 0-1	0-1	0-2	1	2	3	1	0	3	2	0	1	14
13	WANNINGER, Ashley	g 5-9	2-5	0-0	0	0	0	1	12	1	1	0	1	27
15	ZANTT, Aliyah	g 1-6	0-3	0-0	0	0	0	0	2	1	0	0	1	30
03	HAWKES, Shatyra	g 5-11	1-4	1-1	0	3	3	2	12	4	2	0	2	27
14	GLOVER, Briana	g 2-5	1-2	2-2	0	1	1	2	7	1	2	2	0	29
35	CRITTENDON, Jenna	g 2-5	1-4	0-0	0	1	1	1	5	2	3	0	1	23
	Team				1	1	2							
	Totals	19-45	5-21	6-9	3	13	16	12	49	13	13	3	8	200

FG % 1st Half: 11-19 57.9% 2nd half: 8-26 30.8% Game: 19-45 42.2% Deadball Rebounds 4,1
 3FG % 1st Half: 2-8 25.0% 2nd half: 3-13 23.1% Game: 5-21 23.8%
 FT % 1st Half: 5-7 71.4% 2nd half: 1-2 50.0% Game: 6-9 66.7%

Officials: Joanne Aldrich, Angel Stanton, Mark Behrens
 Technical fouls: Saint Louis-None. Xavier-None.
 Attendance: 776

Score by periods	1st	2nd	Total
Saint Louis	28	38	66
Xavier	29	20	49

Last FG - SLU 2nd-00:50, XU 2nd-00:34.
 Largest lead - SLU by 20 2nd-00:50, XU by 4 1st-00:35.

Score tied - 4 times.
 Lead changed - 10 times.

GAME 22 – SLU 59, Massachusetts 50

Official Basketball Box Score -- Game Totals -- Final Statistics
Massachusetts vs Saint Louis
 02/07/13 8:00 p.m. at St. Louis, MO

Massachusetts 50 • 3-20, 1-7 A-10

#	Player	Total FG-FGA	3-Ptr FG-FGA	Rebounds			PF	TP	A	TO	Blk	Stl	Min	
				Off	Def	Tot								
23	TIMBILLA, Rashida	f 3-5	0-0	2-4	3	2	5	3	8	1	2	1	2	25
32	WATSON, Jasmine	c 9-11	0-0	2-3	3	8	11	3	20	0	3	5	1	34
01	HENRY, Nola	g 2-9	1-6	0-0	1	3	4	1	5	4	2	0	2	29
12	CLOUTIER, Carolann	g 2-8	0-2	0-0	0	1	1	3	4	1	4	0	0	26
24	MITAL, Emily	g 1-7	0-5	2-2	2	5	7	0	4	3	0	0	1	38
10	HARRIS, Jasmine	g 2-7	2-6	0-0	0	1	1	1	6	0	0	0	0	16
25	MONTGOMERY, Dee	g 0-1	0-1	0-0	0	0	0	0	0	0	1	0	0	2
34	RODNEY, Aisha	g 1-6	0-0	0-0	1	1	2	1	2	0	0	0	0	15
41	BOMBEN, Kiara	g 0-0	0-0	1-2	0	0	0	0	1	0	1	0	0	6
44	NIGGELING, Millie	g 0-2	0-2	0-0	0	3	3	1	0	0	0	0	0	9
	Team				0	2	2			1				
	Totals	20-56	3-22	7-11	10	26	36	13	50	9	14	6	6	200

FG % 1st Half: 11-28 39.3% 2nd half: 9-28 32.1% Game: 20-56 35.7% Deadball Rebounds 2
 3FG % 1st Half: 1-9 11.1% 2nd half: 2-13 15.4% Game: 3-22 13.6%
 FT % 1st Half: 1-3 33.3% 2nd half: 6-8 75.0% Game: 7-11 63.6%

Saint Louis 59 • 10-12, 4-3 A-10

#	Player	Total FG-FGA	3-Ptr FG-FGA	Rebounds			PF	TP	A	TO	Blk	Stl	Min	
				Off	Def	Tot								
12	JONES, Lorreal	f 4-13	0-0	5-7	7	4	11	4	13	1	1	0	1	35
50	EGGERT, Mallory	f 4-6	0-0	1-1	2	2	4	1	9	0	1	0	0	26
00	CASTLEMAN, Halee	g 1-1	0-0	4-4	1	9	10	1	6	3	3	0	1	31
01	BRADLEY, Jacy	g 5-14	1-5	1-2	1	6	7	1	12	6	1	0	3	39
23	BALL, Desiree	g 3-12	0-2	0-0	0	0	0	0	6	3	5	0	0	39
21	WEBB, Courtney	g 2-9	2-3	0-0	0	1	1	2	6	1	0	0	1	15
34	WOMACK, Denisha	g 2-5	0-0	3-3	0	1	1	3	7	0	0	0	0	10
42	MUELLER, Jenna	g 0-2	0-0	0-0	1	2	3	0	0	0	0	0	0	5
	Team				5	3	8			1				
	Totals	21-62	3-10	14-17	17	28	45	12	59	14	12	0	6	200

FG % 1st Half: 8-31 25.8% 2nd half: 13-31 41.9% Game: 21-62 33.9% Deadball Rebounds 1
 3FG % 1st Half: 1-3 33.3% 2nd half: 2-7 28.6% Game: 3-10 30.0%
 FT % 1st Half: 3-4 75.0% 2nd half: 11-13 84.6% Game: 14-17 82.4%

Officials: Rod Creech, Diana DePaul, Mark Behrens
 Technical fouls: Massachusetts-None. Saint Louis-None.
 Attendance: 443

Score by periods	1st	2nd	Total
Massachusetts	24	26	50
Saint Louis	20	39	59

GAME 23 – Temple 54, SLU 50

Official Basketball Box Score -- Game Totals -- Final Statistics
Saint Louis vs Temple
 02/10/13 2:00pm at Philadelphia, Pa. (Liacouras Center)

Saint Louis 50 • 10-13, 4-4 A10

#	Player	Total FG-FGA	3-Ptr FG-FGA	Rebounds			PF	TP	A	TO	Blk	Stl	Min	
				Off	Def	Tot								
12	JONES, Lorreal	f 3-8	0-0	0-0	1	9	10	4	6	1	1	0	0	29
50	EGGERT, Mallory	c 0-7	0-0	0-0	1	0	1	2	0	5	4	0	0	32
00	CASTLEMAN, Halee	g 1-4	0-1	0-0	0	3	3	2	2	3	1	0	1	27
01	BRADLEY, Jacy	g 7-14	3-7	2-2	0	2	2	1	19	5	1	0	4	39
23	BALL, Desiree	g 6-14	1-4	0-0	2	1	3	2	13	0	3	0	0	37
21	WEBB, Courtney	g 4-7	1-1	0-0	2	0	2	1	9	1	1	0	1	19
34	WOMACK, Denisha	g 0-2	0-0	1-2	0	0	0	2	1	0	0	0	2	8
42	MUELLER, Jenna	g 0-1	0-0	0-0	1	1	2	0	0	0	1	1	0	9
	Team				6	2	8							
	Totals	21-57	5-13	3-4	13	18	31	14	50	15	12	1	8	200

FG % 1st Half: 11-30 36.7% 2nd half: 10-27 37.0% Game: 21-57 36.8% Deadball Rebounds 1
 3FG % 1st Half: 3-7 42.9% 2nd half: 2-6 33.3% Game: 5-13 38.5%
 FT % 1st Half: 0-0 0.0% 2nd half: 3-4 75.0% Game: 3-4 75.0%

Temple 54 • 11-12, 4-4 A10

#	Player	Total FG-FGA	3-Ptr FG-FGA	Rebounds			PF	TP	A	TO	Blk	Stl	Min	
				Off	Def	Tot								
10	KABENGANO, Sally	f 5-13	1-2	0-0	2	4	6	1	11	2	0	1	2	38
32	THAMES, Natasha	f 5-6	0-0	1-2	4	5	9	0	16	1	2	2	3	33
25	MACAULAY, Victoria	c 6-13	0-0	4-6	0	4	4	0	11	2	3	9	1	34
20	ROXAS, Meghan	g 4-8	3-5	0-0	3	4	7	1	11	1	2	0	0	34
23	WILLIAMS, Tyonna	g 0-10	0-4	3-4	1	3	4	1	3	10	4	1	0	40
12	JACKSON, Jacquilyn	g 0-2	0-0	0-0	2	2	4	1	0	0	1	0	0	13
24	DAYAN, May	g 1-1	0-0	0-0	0	0	0	0	2	0	4	0	1	8
	Team				3	1	4							
	Totals	21-53	4-11	8-12	15	23	38	6	54	16	16	13	7	200

FG % 1st Half: 11-29 37.9% 2nd half: 10-24 41.7% Game: 21-53 39.6% Deadball Rebounds 3
 3FG % 1st Half: 2-4 50.0% 2nd half: 2-7 28.6% Game: 4-11 36.4%
 FT % 1st Half: 1-2 50.0% 2nd half: 7-10 70.0% Game: 8-12 66.7%

Officials: Pastor Torres, Shawn Goode, Luis Torres
 Technical fouls: Saint Louis-None. Temple-None.
 Attendance: 1173

Score by periods	1st	2nd	Total
Saint Louis	25	25	50
Temple	25	29	54

GAME 24 – La Salle 49, SLU 46

Official Basketball Box Score -- Game Totals -- Final Statistics
Saint Louis vs La Salle
 2/13/13 12:00 PM at Philadelphia, PA (Tom Gola Arena)

Saint Louis 46 • 10-14, 4-5

#	Player	Total FG-FGA	3-Ptr FG-FGA	Rebounds			PF	TP	A	TO	Blk	Stl	Min	
				Off	Def	Tot								
12	JONES, Lorreal	f 1-3	0-0	0-0	3	2	5	2	2	0	3	0	1	38
50	EGGERT, Mallory	c 3-4	0-0	3-5	1	8	9	2	9	0	3	0	1	32
00	CASTLEMAN, Halee	g 0-4												

GAME 25 – Fordham 61, SLU 56

Official Basketball Box Score -- Game Totals -- Final Statistics
Fordham vs Saint Louis
 02/17/13 1:00 p.m. at St. Louis, Mo.

Fordham 61 • 18-7, 8-2 A-10

##	Player	Total			3-Ptr			Rebounds			PF	TP	A	TO	Bk	Stl	Min
		FG-FGA	FG-FGA	FT-FTA	FG-FGA	FG-FGA	FT-FTA	Off	Def	Tot							
32	GASKIN, Christina	f	2-4	1-3	2-2	1	5	6	2	7	0	1	2	0	0	29	
24	CLARK, Samantha	c	5-16	2-3	2-4	2	6	8	2	14	0	1	4	0	38		
01	ROONEY, Erin	g	8-15	1-3	2-3	1	5	6	3	19	6	2	0	1	40		
02	COLLINS, Arielle	g	4-9	1-5	3-4	1	4	5	3	12	3	0	0	2	40-		
42	CORNING, Abigail	g	3-13	0-4	3-4	7	6	13	0	9	4	0	0	1	40		
04	DURANT, Taryn	g	0-0	0-0	0-0	0	0	0	2	0	1	1	0	0	13		
Team																	
Totals			22-57	5-18	12-17	12	28	40	12	61	14	7	6	4	200		
FG % 1st Half: 12-30 40.0%		2nd half: 10-27 37.0%		Game: 22-57 38.6%		Deadball		Rebounds									
3FG % 1st Half: 3-12 25.0%		2nd half: 2-6 33.3%		Game: 5-18 27.8%		2											
FT % 1st Half: 1-1 100.0%		2nd half: 11-16 68.8%		Game: 12-17 70.6%													

Saint Louis 56 • 10-15, 4-6 A-10

##	Player	Total			3-Ptr			Rebounds			PF	TP	A	TO	Bk	Stl	Min
		FG-FGA	FG-FGA	FT-FTA	FG-FGA	FG-FGA	FT-FTA	Off	Def	Tot							
12	JONES, Lorreal	f	6-12	0-0	4-5	3	9	12	3	16	0	1	0	0	39		
50	EGGERT, Mallory	c	0-6	0-0	0-0	3	2	5	3	0	1	1	0	1	26		
01	BRADLEY, Jacy	g	2-13	0-7	0-0	0	5	5	4	4	4	2	0	0	40		
21	WEBB, Courtney	g	7-15	4-8	0-0	3	1	4	3	18	2	0	0	1	28		
23	BALL, Desirae	g	6-14	1-4	1-1	2	3	5	3	14	2	1	0	1	39		
00	CASTLEMAN, Halee	g	0-1	0-1	0-0	1	2	3	3	0	2	2	0	0	17		
13	COOK, Erika	g	0-0	0-0	0-0	0	0	0	0	0	0	0	0	0	1		
34	WOMACK, Denisha	g	0-3	0-0	4-6	2	3	5	0	4	0	0	0	0	10		
Team																	
Totals			21-64	5-20	9-12	17	26	43	19	56	11	7	0	3	200		
FG % 1st Half: 11-32 34.4%		2nd half: 10-32 31.3%		Game: 21-64 32.8%		Deadball		Rebounds									
3FG % 1st Half: 2-6 33.3%		2nd half: 3-14 21.4%		Game: 5-20 25.0%		1											
FT % 1st Half: 4-7 57.1%		2nd half: 5-5 100.0		Game: 9-12 75.0%													

Officials: Kevin Sparrock, Nicholas Cappel, Robert McDow
 Technical fouls: Fordham-None. Saint Louis-None.
 Attendance: 804

Score by periods	1st	2nd	Total
Fordham	28	33	61
Saint Louis	28	28	56

GAME 26 – Butler 67, SLU 62

Official Basketball Box Score -- Game Totals -- Final Statistics
Butler vs Saint Louis
 02/20/13 Noon at St. Louis, MO

Butler 67 • 16-10, 7-4 A-10

##	Player	Total			3-Ptr			Rebounds			PF	TP	A	TO	Bk	Stl	Min
		FG-FGA	FG-FGA	FT-FTA	FG-FGA	FG-FGA	FT-FTA	Off	Def	Tot							
21	McCLUNG, Daress	f	11-12	0-0	0-0	0	9	9	1	22	4	3	2	1	39		
05	STRATMAN, Liz	c	5-10	0-1	2-4	0	2	2	3	12	1	3	3	3	27		
01	SCHIPPERS, Taylor	g	2-7	1-3	1-2	1	2	3	1	6	10	6	0	3	34		
10	McDIVITT, Mandy	g	1-3	1-3	0-0	0	4	4	4	3	2	2	0	2	36		
11	DOUGLAS, Hannah	g	6-7	3-3	5-6	0	4	4	5	20	3	1	0	0	35		
02	LANGLOIS, Blaire	g	1-1	0-0	0-0	0	0	0	2	2	1	3	0	0	9		
23	MURRY, Lexus	g	0-1	0-0	0-0	0	1	1	0	0	0	0	0	0	6		
32	RAKER, Amanda	g	1-2	0-0	0-0	0	0	0	1	2	0	1	0	0	14		
Team																	
Totals			27-43	5-10	8-12	2	24	26	17	67	21	19	5	9	200		
FG % 1st Half: 16-23 69.6%		2nd half: 11-20 55.0%		Game: 27-43 62.8%		Deadball		Rebounds									
3FG % 1st Half: 3-5 60.0%		2nd half: 2-5 40.0%		Game: 5-10 50.0%		2											
FT % 1st Half: 2-4 50.0%		2nd half: 6-8 75.0%		Game: 8-12 66.7%													

Saint Louis 62 • 10-16, 4-7 A-10

##	Player	Total			3-Ptr			Rebounds			PF	TP	A	TO	Bk	Stl	Min
		FG-FGA	FG-FGA	FT-FTA	FG-FGA	FG-FGA	FT-FTA	Off	Def	Tot							
12	JONES, Lorreal	f	2-10	0-1	6-10	6	2	8	3	10	1	5	0	3	32		
50	EGGERT, Mallory	c	1-2	0-0	6-9	1	2	3	0	8	1	1	0	1	22		
01	BRADLEY, Jacy	g	7-15	2-6	1-2	0	3	3	2	17	4	3	0	0	40		
21	WEBB, Courtney	g	3-8	3-6	0-0	0	1	1	4	9	3	2	0	0	31		
23	BALL, Desirae	g	5-9	2-3	2-2	0	1	1	3	14	0	3	0	1	36		
00	CASTLEMAN, Halee	g	0-2	0-1	0-0	2	3	5	1	0	2	1	0	0	20		
34	WOMACK, Denisha	g	1-4	0-0	0-0	0	0	0	0	2	0	1	0	2	11		
42	MUELLER, Jenna	g	1-2	0-0	0-0	0	1	1	0	2	0	0	0	0	8		
Team																	
Totals			20-52	7-17	15-23	12	16	28	13	62	11	16	1	7	200		
FG % 1st Half: 11-24 45.8%		2nd half: 9-28 32.1%		Game: 20-52 38.5%		Deadball		Rebounds									
3FG % 1st Half: 2-7 28.6%		2nd half: 5-10 50.0%		Game: 7-17 41.2%		4											
FT % 1st Half: 4-7 57.1%		2nd half: 11-16 68.8%		Game: 15-23 65.2%													

Officials: Joanne Aldrich, Jennifer Rezac, Greg Small
 Technical fouls: Butler-None. Saint Louis-None.
 Attendance: 842

Score by periods	1st	2nd	Total
Butler	37	30	67
Saint Louis	28	34	62

Points	In	Off	2nd	Fast	Bench
BU	36	14	3	4	4
SLU	20	21	10	6	4

Last FG - BU 2nd-00:12, SLU 2nd-02:12.
 Largest lead - BU by 13 1st-01:36, SLU None.

Score tied - 4 times.
 Lead changed - 0 times.

GAME 27 – SLU 67, Rhode Island 48



Official Basketball Box Score -- Game Totals -- Final Statistics
Saint Louis vs Rhode Island
 2/24/13 5:05 pm at Kingston, RI



Saint Louis 67 • 11-16, 5-7 A-10

##	Player	Total			3-Ptr			Rebounds			PF	TP	A	TO	Bk	Stl	Min
		FG-FGA	FG-FGA	FT-FTA	FG-FGA	FG-FGA	FT-FTA	Off	Def	Tot							
12	JONES, Lorreal	f	3-6	0-1	1-1	4	4	8	3	7	1	1	0	2	25		
50	EGGERT, Mallory	c	6-11	0-0	0-1	4	3	7	4	12	1	2	0	1	33		
01	BRADLEY, Jacy	g	9-18	3-8	7-8	0	2	2	28	3	1	0	1	38			
21	WEBB, Courtney	g	4-7	2-3	5-6	1	0	1	15	2	3	0	1	34			
23	BALL, Desirae	g	1-6	0-4	0-0	1	1	2	0	2	4	1	0	1	30		
00	CASTLEMAN, Halee	g	1-2	0-0	0-0	1	1	2	2	0	2	0	0	0	16		
13	COOK, Erika	g	0-0	0-0	0-0	0	0	0	0	0	0	0	0	0	3		
34	WOMACK, Denisha	g	0-0	0-0	0-0	0	1	1	0	0	0	0	0	0	3		
42	MUELLER, Jenna	g	0-3	0-0	1-2	1	5	6	3	1	1	0	0	0	18		
Team																	
Totals			24-53	5-16	14-18	14	18	32	14	67	12	10	0	6	200		
FG % 1st Half: 12-29 41.4%		2nd half: 12-24 50.0%		Game: 24-53 45.3%		Deadball		Rebounds									
3FG % 1st Half: 1-6 16.7%		2nd half: 4-10 40.0%		Game: 5-16 31.3%		2											
FT % 1st Half: 7-8 87.5%		2nd half: 7-10 70.0%		Game: 14-18 77.8%													

Rhode Island 48 • 6-21, 1-11 A-10

##	Player	Total			3-Ptr			Rebounds			PF	TP	A	TO	Bk	Stl	Min
		FG-FGA	FG-FGA	FT-FTA	FG-FGA	FG-FGA	FT-FTA	Off	Def	Tot							
20	CLOUTIER, Emilie	f	2-6	0-0	1-2	3	2	5	3	5	1	5	0	1	23		
34	TABAKMAN, Samantha	f	7-12	0-0	2-6	3	2	5	2	16	2	3	1	1	36		
01	MELENDEZ, Tayra	g	2-11	0-3	2-4	0	3	3	2	6	1	2	0	0	35		
21	BULLARD, Symone	g	0-1	0-0	0-0	0	1	1	0	2	3	0	0	0	20		
23	THOMAS, Brianna	g	6-9	2-4	0-0	0	0	0	1	14	0	1	0	1	34		
03	WALLACK, Kerry	g	2-3	0-0	1-4	4	6	10	3	5	3	0	0	1	23		
05	BOONE, Ajanee	g	0-0	0-0	0-0	0	0	0	0	0	0	0	0	0	1		
14	WHITTAKER, Teneka	g	1-1	0-0	0-0	1	1	2	4	2	2	0	1	2	19		

GAME 29 – George Washington 68, SLU 55

Official Basketball Box Score -- Game Totals -- Final Statistics
 Saint Louis vs George Washington
 03/03/13 2:00 pm at Washington, DC; Charles E. Smith Center

Saint Louis 55 • (11-18, 5-9 A10)

#	Player	f/c/g	Total			3-Ptr			Rebounds			PF	TP	A	TO	Blk	Stl	Min
			FG-FGA	FG-FGA	FT-FTA	FG-FGA	FG-FGA	FT-FTA	Off	Def	Tot							
12	JONES, Lorreal	f	5-14	0-0	4-7	3	3	6	4	14	4	2	0	0	0	0	33	
50	EGGERT, Mallory	c	2-5	0-0	0-0	2	3	5	4	4	0	1	0	1	1	20		
01	BRADLEY, Jacy	g	5-15	4-7	3-4	0	5	5	1	17	4	5	0	1	40			
21	WEBB, Courtney	g	3-8	2-4	0-0	0	1	1	2	8	0	0	0	0	31			
23	BALL, Desirae	g	1-5	0-2	0-0	0	1	1	0	2	2	3	1	0	38			
00	CASTLEMAN, Halee	g	1-3	0-1	0-1	0	0	0	1	2	0	0	0	0	16			
34	WOMACK, Denisha	g	0-0	0-0	0-0	0	0	0	0	0	0	0	0	0	3			
42	MUELLER, Jenna	g	4-7	0-0	0-0	3	4	7	2	8	1	1	0	0	19			
Team						4	1	5										
Totals			21-57	6-14	7-12	12	18	30	14	55	11	12	1	2	200			
FG % 1st Half: 7-30 23.3%			2nd half: 14-27 51.9%			Game: 21-57 36.8%			Deadball									
3FG % 1st Half: 4-9 44.4%			2nd half: 2-5 40.0%			Game: 6-14 42.9%			Rebounds			1						
FT % 1st Half: 5-8 62.5%			2nd half: 2-4 50.0%			Game: 7-12 58.3%												

George Washington 68 • (13-15, 7-7 A10)

#	Player	f/c/g	Total			3-Ptr			Rebounds			PF	TP	A	TO	Blk	Stl	Min
			FG-FGA	FG-FGA	FT-FTA	FG-FGA	FG-FGA	FT-FTA	Off	Def	Tot							
31	BOOKER, Tara	f	0-4	0-2	0-1	2	3	5	4	0	1	1	0	0	24			
44	MOSTAFA, Sara	c	6-12	0-0	1-2	4	4	8	3	13	0	3	2	1	27			
10	SHIPP, Shi-Heria	g	5-9	0-0	0-0	5	4	9	2	10	0	3	0	2	30			
12	JACKSON, Danni	g	6-11	1-3	4-4	0	6	6	2	17	4	3	0	1	37			
22	NIPE, Megan	g	9-14	2-2	0-1	2	3	5	0	20	0	1	0	2	36			
01	MILLER, Chakecia	g	3-7	0-0	2-2	0	1	1	2	8	4	1	0	2	22			
05	BROWN, Aaliyah	g	0-2	0-2	0-0	0	0	0	0	0	1	0	0	0	4			
14	ANDERSON, DaLacy	g	0-0	0-0	0-0	0	0	0	1	0	0	1	0	0	4			
15	WHITE, Anjaleace	g	0-1	0-0	0-0	0	5	5	1	0	0	1	2	0	5			
24	CHANDLER, Alexis	g	0-0	0-0	0-0	0	0	0	2	0	2	1	0	1	11			
Team						3	1	4										
Totals			29-60	3-9	7-10	16	27	43	17	68	12	15	4	9	200			
FG % 1st Half: 17-27 63.0%			2nd half: 12-33 36.4%			Game: 29-60 48.3%			Deadball									
3FG % 1st Half: 3-6 50.0%			2nd half: 0-3 0.0%			Game: 3-9 33.3%			Rebounds			0,1						
FT % 1st Half: 5-5 100.0%			2nd half: 2-5 40.0%			Game: 7-10 70.0%												

Officials: Joanne Aldrich, Shawn Goode, Kevin Sparrock
 Technical fouls: Saint Louis-None. George Washington-None.
 Attendance: 785

Score by periods	1st	2nd	Total
Saint Louis	23	32	55
George Washington	42	26	68

Last FG - SLU 2nd-02:40, GW 2nd-01:57.
 Largest lead - SLU by 2 1st-19:50, GW by 23 2nd-18:05.

Score tied - 1 time.
 Lead changed - 1 time.

	In	Off	2nd	Fast	Bench
Points	22	12	9	4	10
SLU	40	18	14	10	8

GAME 30 – SLU 44, Butler 41

Official Basketball Box Score -- Game Totals -- Final Statistics
 Saint Louis vs Butler
 03/08/13 7:30 at Hagan Arena, Philadelphia, PA

Saint Louis 44 • 12-18

#	Player	f/c/g	Total			3-Ptr			Rebounds			PF	TP	A	TO	Blk	Stl	Min
			FG-FGA	FG-FGA	FT-FTA	FG-FGA	FG-FGA	FT-FTA	Off	Def	Tot							
12	JONES, Lorreal	f	4-9	0-0	4-7	3	5	8	3	12	1	1	0	2	24			
01	BRADLEY, Jacy	g	2-7	0-0	8-8	0	5	5	2	12	2	2	1	2	40			
21	WEBB, Courtney	g	1-8	1-4	0-0	1	1	2	2	3	1	1	0	1	31			
23	BALL, Desirae	g	2-11	0-1	1-2	0	2	2	0	5	0	3	0	2	34			
50	EGGERT, Mallory	g	4-10	0-0	2-6	5	2	7	1	10	0	5	0	0	35			
00	CASTLEMAN, Halee	g	1-1	0-0	0-0	0	5	5	0	2	2	1	1	0	17			
34	WOMACK, Denisha	g	0-3	0-0	0-0	0	1	1	2	0	0	1	0	0	5			
42	MUELLER, Jenna	g	0-4	0-0	0-0	0	2	2	3	0	0	1	0	1	14			
Team						7	2	9										
Totals			14-53	1-5	15-23	16	25	41	13	44	6	16	2	8	200			
FG % 1st Half: 3-26 11.5%			2nd half: 11-27 40.7%			Game: 14-53 26.4%			Deadball									
3FG % 1st Half: 0-2 0.0%			2nd half: 1-3 33.3%			Game: 1-5 20.0%			Rebounds			4,1						
FT % 1st Half: 4-8 50.0%			2nd half: 11-15 73.3%			Game: 15-23 65.2%												

Butler 41 • 17-13

#	Player	f/c/g	Total			3-Ptr			Rebounds			PF	TP	A	TO	Blk	Stl	Min
			FG-FGA	FG-FGA	FT-FTA	FG-FGA	FG-FGA	FT-FTA	Off	Def	Tot							
21	McCLUNG, Daress	f	4-15	2-4	2-2	4	6	10	3	12	1	6	3	3	32			
05	STRATMAN, Liz	c	5-8	0-1	3-4	1	4	5	3	13	1	3	5	1	31			
01	SCHIPPERS, Taylor	g	3-13	0-6	0-0	1	1	2	5	6	5	2	0	0	39			
10	McDIVITT, Mandy	g	1-5	1-4	0-0	2	5	7	1	3	2	0	0	2	40			
11	DOUGLAS, Hannah	g	2-7	0-2	1-2	2	0	2	2	5	0	2	0	1	23			
02	LANGLOIS, Blaire	g	0-1	0-1	0-0	0	1	1	0	0	0	0	0	0	6			
20	BORNHORST, Becca	g	0-0	0-0	0-0	0	0	0	0	0	0	0	0	0	1			
23	MURRY, Lexus	g	1-3	0-0	0-0	0	3	3	0	2	2	0	0	0	12			
32	RAKER, Amanda	g	0-2	0-0	0-0	0	2	2	2	0	1	1	0	0	16			
Team						1	5	6										
Totals			16-54	3-18	6-8	11	27	38	16	41	10	16	8	7	200			
FG % 1st Half: 7-28 25.0%			2nd half: 9-26 34.6%			Game: 16-54 29.6%			Deadball									
3FG % 1st Half: 2-9 22.2%			2nd half: 1-9 11.1%			Game: 3-18 16.7%			Rebounds			3						
FT % 1st Half: 2-2 100.0%			2nd half: 4-6 66.7%			Game: 6-8 75.0%												

Officials: Jennifer Rezac, Zachary Klein, Bradley Maxey
 Technical fouls: Saint Louis-None. Butler-None.
 Attendance: 3114

Score by periods	1st	2nd	Total
Saint Louis	10	34	44
Butler	18	23	41

Last FG - STL 2nd-03:49, BU 2nd-00:15.
 Largest lead - STL by 5 2nd-03:49, BU by 10 2nd-19:14.

	In	Off	2nd	Fast	Bench
Points	22	8	8	0	2
STL	20	12	1	4	2

Score tied - 5 times.
 Lead changed - 13 times.

2012-13 SLU Women's Basketball
Saint Louis Combined Team Statistics (March 9, 2013)
All games

RECORD:	OVERALL	HOME	AWAY	NEUTRAL
ALL GAMES	12-18	5-8	6-10	1-0
CONFERENCE	5-9	2-5	3-4	0-0
NON-CONFERENCE	7-9	3-3	3-6	1-0

#	Player	gp-gs	min	avg	Total		3-Point		F-Throw		Rebounds			pf	dq	a	to	blk	stl	pts	avg	
					fg-fga	fg%	3fg-fga	3fg%	ft-fa	ft%	off	def	tot									avg
12	JONES, Lorreal	27-25	883	32.7	116-259	.448	1-9	.111	70-113	.619	90	138	228	8.4	76	1	32	71	2	24	303	11.2
01	BRADLEY, Jacy	30-29	1132	37.7	111-301	.369	40-134	.299	61-71	.859	10	115	125	4.2	45	0	140	83	7	38	323	10.8
21	WEBB, Courtney	30-22	825	27.5	104-280	.371	47-135	.348	21-31	.677	31	67	98	3.3	65	0	35	62	3	16	276	9.2
23	BALL, Desirae	30-30	1093	36.4	113-304	.372	23-89	.258	21-29	.724	22	49	71	2.4	44	1	70	84	3	28	270	9.0
50	EGGERT, Mallory	30-25	794	26.5	96-223	.430	0-0	.000	55-92	.598	80	102	182	6.1	82	2	25	67	4	26	247	8.2
34	WOMACK, Denisha	28-5	321	11.5	25-89	.281	0-2	.000	33-41	.805	14	42	56	2.0	34	1	5	24	6	9	83	3.0
00	CASTLEMAN, Halee	30-14	653	21.8	25-82	.305	6-23	.261	27-36	.750	22	95	117	3.9	47	0	28	34	4	11	83	2.8
42	MUELLER, Jenna	29-0	255	8.8	16-51	.314	0-0	.000	8-15	.533	25	47	72	2.5	19	0	5	18	2	6	40	1.4
04	JOHNSON, Morgan	2-0	2	1.0	0-0	.000	0-0	.000	1-2	.500	0	0	0	0.0	0	0	0	0	0	1	1	0.5
13	COOK, Erika	13-0	43	3.3	0-10	.000	0-1	.000	1-2	.500	3	4	7	0.5	2	0	1	0	0	0	1	0.1
Team											65	70	135				18					
Total.....		30	6001		606-1599	.379	117-393	.298	298-432	.690	362	729	1091	36.4	414	5	341	461	31	159	1627	54.2
Opponents.....		30	6000		667-1647	.405	150-509	.295	246-359	.685	305	698	1003	33.4	415	7	402	393	134	223	1730	57.7

TEAM STATISTICS	SLU	OPP	Date	Opponent	Score	Att.	
SCORING	1627	1730	11/9/12	at Mizzou	L 51-67	1201	
Points per game	54.2	57.7	11/15/12	at Kansas City	L 53-56	649	
Scoring margin	-3.4	-	11/18/12	at Oklahoma	L 33-68	5340	
FIELD GOALS-ATT	606-1599	667-1647	11/21/12	at Omaha	w 51-42	204	
Field goal pct	.379	.405	11/24/12	WESTERNILLINOIS	w 55-44	336	
3 POINT FG-ATT	117-393	150-509	11/29/12	INDIANA STATE	L 46-48	231	
3-point FG pct	.298	.295	12/01/12	at Valparaiso	w 53-47	445	
3-pt FG made per game	3.9	5.0	12/03/12	ILLINOIS-CHICAGO	w 58-49	121	
FREE THROWS-ATT	298-432	246-359	12-6-12	at UT Martin	L 62-78	1208	
Free throw pct	.690	.685	12-09-12	at Evansville	w 63-59	328	
F-Throws made per game	9.9	8.2	12/19/12	MEMPHIS	L 58-65	225	
REBOUNDS	1091	1003	12-21-12	at Drake	L 55-61	1920	
Rebounds per game	36.4	33.4	12/29/12	NORTHERNIOWA	L 64-73	513	
Rebounding margin	+2.9	-	12/31/12	WINTHROP	w 62-53	195	
ASSISTS	341	402	01-09-13	at Southeast Missouri	L 52-59	428	
Assists per game	11.4	13.4	* 01/12/13	VCU	w 60-46	484	
TURNOVERS	461	393	* 01/16/13	at Duquesne	L 41-68	854	
Turnovers per game	15.4	13.1	* 01/20/13	SAINT JOSEPH'S	L 38-69	572	
Turnover margin	-2.3	-	* 1/23/13	at Richmond	w 52-49	1334	
Assist/turnover ratio	0.7	1.0	* 01/27/13	CHARLOTTE	L 54-71	636	
STEALS	159	223	* 01/31/13	at Xavier	w 66-49	776	
Steals per game	5.3	7.4	* 02/07/13	MASSACHUSETTS	w 59-50	443	
BLOCKS	31	134	* 02/10/13	at Temple	L 50-54	1173	
Blocks per game	1.0	4.5	* 2/13/13	at La Salle	L 46-49	213	
ATTENDANCE	6027	25152	* 02/17/13	FORDHAM	L 56-61	804	
Home games-Avg/Game	13-464	16-1377	* 02/20/13	BUTLER	L 62-67	842	
Neutral site-Avg/Game	-	1-3114	* 2/24/13	at Rhode Island	w 67-48	5180	
Score by Periods	1st	2nd	Totals	* 02/28/13	DAYTON	L 61-71	625
Saint Louis	724	903	1627	* 03/03/13	at George Washington	L 55-68	785
Opponents	821	909	1730	03/08/13	vs Butler	w 44-41	3114

* - Conference game

2012-13 SLU Women's Basketball
Saint Louis Combined Team Statistics (March 8, 2013)
Conference games

RECORD:	OVERALL	HOME	AWAY	NEUTRAL
ALL GAMES	5-9	2-5	3-4	0-0
CONFERENCE	5-9	2-5	3-4	0-0
NON-CONFERENCE	0-0	0-0	0-0	0-0

#	Player	gp-gs	min	avg	Total		3-Point		F-Throw		Rebounds			pf	dq	a	to	blk	stl	pts	avg	
					fg-fga	fg%	3fg-fga	3fg%	ft-fta	ft%	off	def	tot									avg
01	BRADLEY, Jacy	14-14	531	37.9	59-162	.364	19-69	.275	27-32	.844	4	49	53	3.8	22	0	65	36	2	22	164	11.7
23	BALL, Desirae	14-14	519	37.1	65-151	.430	15-47	.319	9-11	.818	12	19	31	2.2	24	1	24	38	2	10	154	11.0
12	JONES, Lorreal	14-12	451	32.2	53-129	.411	0-4	.000	37-61	.607	49	78	127	9.1	39	0	17	29	2	11	143	10.2
21	WEBB, Courtney	14-7	313	22.4	41-108	.380	20-54	.370	5-8	.625	9	21	30	2.1	26	0	11	20	0	6	107	7.6
50	EGGERT, Mallory	14-12	336	24.0	32-87	.368	0-0	.000	18-31	.581	30	44	74	5.3	39	1	16	27	1	8	82	5.9
34	WOMACK, Denisha	14-2	162	11.6	17-52	.327	0-1	.000	15-19	.789	8	16	24	1.7	17	0	1	10	1	6	49	3.5
00	CASTLEMAN, Halee	14-9	345	24.6	13-52	.250	4-14	.286	16-24	.667	16	43	59	4.2	24	0	21	20	1	6	46	3.3
42	MUELLER, Jenna	13-0	116	8.9	8-25	.320	0-0	.000	4-8	.500	10	22	32	2.5	7	0	2	9	1	1	20	1.5
04	JOHNSON, Morgan	2-0	2	1.0	0-0	.000	0-0	.000	1-2	.500	0	0	0	0.0	0	0	0	0	0	1	1	0.5
13	COOK, Erika	7-0	26	3.7	0-7	.000	0-0	.000	1-2	.500	2	1	3	0.4	1	0	1	0	0	0	1	0.1
Team											40	29	69				7					
Total.....		14	2801		288-773	.373	58-189	.307	133-198	.672	180	322	502	35.9	199	2	158	196	10	71	767	54.8
Opponents.....		14	2800		327-778	.420	51-194	.263	115-176	.653	161	339	500	35.7	192	4	194	185	78	108	820	58.6

TEAM STATISTICS	SLU	OPP	Date	Opponent	Score	Att.	
SCORING	767	820	* 01/12/13	VCU	w	60-46	484
Points per game	54.8	58.6	* 01/16/13	at Duquesne	L	41-68	854
Scoring margin	-3.8	-	* 01/20/13	SAINT JOSEPH'S	L	38-69	572
FIELD GOALS-ATT	288-773	327-778	* 1/23/13	at Richmond	w	52-49	1334
Field goal pct	.373	.420	* 01/27/13	CHARLOTTE	L	54-71	636
3 POINT FG-ATT	58-189	51-194	* 01/31/13	at Xavier	w	66-49	776
3-point FG pct	.307	.263	* 02/07/13	MASSACHUSETTS	w	59-50	443
3-pt FG made per game	4.1	3.6	* 02/10/13	at Temple	L	50-54	1173
FREE THROWS-ATT	133-198	115-176	* 2/13/13	at La Salle	L	46-49	213
Free throw pct	.672	.653	* 02/17/13	FORDHAM	L	56-61	804
F-Throws made per game	9.5	8.2	* 02/20/13	BUTLER	L	62-67	842
REBOUNDS	502	500	* 2/24/13	at Rhode Island	w	67-48	5180
Rebounds per game	35.9	35.7	* 02/28/13	DAYTON	L	61-71	625
Rebounding margin	+0.1	-	* 03/03/13	at George Washington	L	55-68	785
ASSISTS	158	194					
Assists per game	11.3	13.9					
TURNOVERS	196	185					
Turnovers per game	14.0	13.2					
Turnover margin	-0.8	-					
Assist/turnover ratio	0.8	1.0					
STEALS	71	108					
Steals per game	5.1	7.7					
BLOCKS	10	78					
Blocks per game	0.7	5.6					
ATTENDANCE	4406	10315					
Home games-Avg/Game	7-629	7-1474					
Neutral site-Avg/Game	-	0-0					

* - Conference game

Score by Periods	1st	2nd	Totals
Saint Louis	330	437	767
Opponents	390	430	820

2012-13 SLU Women's Basketball
Saint Louis Team Game-by-Game Comparison (March 9, 2013)
All games

Opponent	1st	2nd	Score	Mar	Total FG	FG Pct	3-Pointers	3FG Pct	Free Throws	FT Pct	Rebounds	Assist	T/Over	Block	Steal	Fouls	
Mizzou	29/32	22/35	51-67	(16)	15-46/24-59	.326/.407	4-12/13-36	.333/.361	17-20/6-8	.850/.750	37/30	+7	7/19	22/10	0/5	5/8	12/17
Kansas City	27/25	26/31	53-56	(3)	22-40/19-51	.550/.373	5-12/4-18	.417/.222	4-4/14-16	1000/875	31/17	+14	17/10	23/7	0/5	2/14	15/10
Oklahoma	10/40	23/28	33-68	(35)	13-47/26-53	.277/.491	2-16/6-16	.125/.375	5-8/10-11	.625/.909	25/37	(12)	4/14	23/16	1/1	10/10	18/15
Omaha	27/16	24/26	51-42	+9	18-47/16-53	.383/.302	0-10/4-18	.000/.222	15-19/6-8	.789/.750	46/23	+23	9/8	19/11	0/6	3/8	15/14
WESTERNILLINOIS	25/19	30/25	55-44	+11	23-49/19-50	.469/.380	5-12/5-19	.417/.263	4-7/1-3	.571/.333	36/24	+12	15/14	16/15	1/1	9/7	7/9
INDIANA STATE	21/28	25/20	46-48	(2)	19-45/19-44	.422/.432	3-8/3-11	.375/.273	5-7/7-11	.714/.636	34/20	+14	11/13	23/17	2/2	8/8	11/11
Valparaiso	22/27	31/20	53-47	+6	20-51/20-54	.392/.370	2-10/5-17	.200/.294	11-18/2-8	.611/.250	33/38	(5)	11/11	11/16	0/3	7/4	10/14
ILLINOIS-CHICAGO	35/24	23/25	58-49	+9	19-49/17-54	.388/.315	3-14/8-24	.214/.333	17-23/7-11	.739/.636	40/30	+10	11/12	16/17	1/2	3/7	11/19
UT Martin	29/37	33/41	62-78	(16)	24-57/28-56	.421/.500	6-13/10-26	.462/.385	8-9/12-13	.889/.923	35/28	+7	17/14	17/10	0/6	4/8	15/8
Evansville	34/21	29/38	63-59	+4	24-56/22-58	.429/.379	5-15/9-25	.333/.360	10-17/6-9	.588/.667	38/33	+5	13/14	8/10	2/1	4/3	11/17
MEMPHIS	30/30	28/35	58-65	(7)	20-57/26-60	.351/.433	2-10/3-12	.200/.250	16-25/10-19	.640/.526	39/44	(5)	14/14	13/12	2/7	5/9	19/20
Drake	25/22	30/39	55-61	(6)	23-53/23-49	.434/.469	3-14/5-19	.214/.263	6-9/10-12	.667/.833	36/22	+14	9/15	22/14	1/0	7/8	16/15
NORTHERN IOWA	22/39	42/34	64-73	(9)	24-64/26-57	.375/.456	4-16/13-28	.250/.464	12-15/8-10	.800/.800	35/39	(4)	11/18	7/12	1/1	3/0	11/12
WINTHROP	26/25	36/28	62-53	+9	21-54/21-67	.389/.313	8-21/3-16	.381/.188	12-17/8-11	.706/.727	43/41	+2	17/10	17/15	6/6	6/11	11/15
Southeast Missouri	22/28	30/31	52-59	(7)	19-58/18-50	.328/.360	6-16/5-12	.375/.417	8-13/18-25	.615/.720	40/39	+1	11/12	12/10	2/2	4/3	20/11
VCU	30/20	30/26	60-46	+14	20-53/18-70	.377/.257	6-16/0-17	.375/.000	14-23/10-18	.609/.556	45/51	(6)	17/11	15/15	1/2	6/11	20/23
Duquesne	18/33	23/35	41-68	(27)	16-51/30-59	.314/.508	1-10/3-10	.100/.300	8-12/5-7	.667/.714	33/33	-	10/19	21/10	3/12	2/4	11/12
SAINT JOSEPH'S	20/38	18/31	38-69	(31)	14-56/27-58	.250/.466	3-14/6-16	.214/.375	7-10/9-11	.700/.818	33/43	(10)	8/19	15/10	0/4	3/9	12/12
Richmond	22/18	30/31	52-49	+3	19-49/21-62	.388/.339	1-6/3-18	.167/.167	13-21/4-4	.619/1000	40/34	+6	3/6	14/11	0/2	4/6	9/15
CHARLOTTE	18/29	36/42	54-71	(17)	23-58/29-61	.397/.475	3-12/3-9	.250/.333	5-12/10-14	.417/.714	33/41	(8)	12/17	11/8	0/11	2/3	17/14
Xavier	28/29	38/20	66-49	+17	24-46/19-45	.522/.422	8-13/5-21	.615/.238	10-14/6-9	.714/.667	32/16	+16	12/13	17/13	2/3	6/8	12/12
MASSACHUSETTS	20/24	39/26	59-50	+9	21-62/20-56	.339/.357	3-10/3-22	.300/.136	14-17/7-11	.824/.636	45/36	+9	14/9	12/14	0/6	6/6	12/13
Temple	25/25	25/29	50-54	(4)	21-57/21-53	.368/.396	5-13/4-11	.385/.364	3-4/8-12	.750/.667	31/38	(7)	15/16	12/16	1/13	8/7	14/6
La Salle	19/14	27/35	46-49	(3)	18-51/19-53	.353/.358	2-15/3-7	.133/.429	8-11/8-14	.727/.571	37/32	+5	8/10	16/14	0/2	9/7	15/11
FORDHAM	28/28	28/33	56-61	(5)	21-64/22-57	.328/.386	5-20/5-18	.250/.278	9-12/12-17	.750/.706	43/40	+3	11/14	7/7	0/6	3/4	19/12
BUTLER	28/37	34/30	62-67	(5)	20-52/27-43	.385/.628	7-17/5-10	.412/.500	15-23/8-12	.652/.667	28/26	+2	11/21	16/19	1/5	7/9	13/17
Rhode Island	32/20	35/28	67-48	+19	24-53/20-43	.453/.465	5-16/2-7	.313/.286	14-18/6-17	.778/.353	32/29	+3	12/11	10/17	0/2	6/7	14/15
DAYTON	19/33	42/38	61-71	(10)	26-64/25-58	.406/.431	3-13/6-19	.231/.316	6-9/15-20	.667/.750	40/38	+2	14/16	18/16	1/6	7/8	17/13
George Washington	23/42	32/26	55-68	(13)	21-57/29-60	.368/.483	6-14/3-9	.429/.333	7-12/7-10	.583/.700	30/43	(13)	11/12	12/15	1/4	2/9	14/17
Butler	10/18	34/23	44-41	+3	14-53/16-54	.264/.296	1-5/3-18	.200/.167	15-23/6-8	.652/.750	41/38	+3	6/10	16/16	2/8	8/7	13/16

Note: Game totals are displayed in the format TEAM/OPPONENT for each category

2012-13 SLU Women's Basketball
Saint Louis Points-Rebounds-Assists (March 9, 2013)
All games

Opponent	Date	Score	00		01		04		12		13		21		23	
			CASTLEMAN,	BRADLEY,JA	JOHNSON,MO	JONES,LORR	COOK,ERIKA	WEBB,COURT	BALL,DESIR							
at Mizzou	11/9/12	51-67	L	2-1-0	9-5-4	DNP	12-8-0	0-0-0	17-4-0	2-3-1						
at Kansas City	11/15/12	53-56	L	0-4-2	3-5-7	DNP	18-4-0	DNP	10-5-0	12-2-5						
at Oklahoma	11/18/12	33-68	L	2-0-1	11-4-1	DNP	5-10-0	0-1-0	6-2-0	2-2-2						
at Omaha	11/21/12	51-42	w	2-5-1	4-7-3	DNP	12-9-0	DNP	8-3-2	8-6-2						
WESTERN ILLINOIS	11/24/12	55-44	w	0-1-0	6-4-6	DNP	12-7-2	0-0-0	16-8-2	8-5-4						
INDIANA STATE	11/29/12	46-48	L	0-1-0	6-0-7	DNP	6-12-1	DNP	5-3-1	13-2-1						
at Valparaiso	12/01/12	53-47	w	2-2-0	0-4-8	DNP	15-4-0	DNP	15-4-1	5-2-1						
ILLINOIS-CHICAGO	12/03/12	58-49	w	2-3-1	7-2-4	DNP	15-8-1	DNP	13-4-2	7-5-3						
at UT Martin	12-6-12	62-78	L	5-2-0	9-4-3	DNP	11-8-5	DNP	10-4-2	10-0-5						
at Evansville	12-09-12	63-59	w	4-3-0	23-8-6	DNP	12-8-3	DNP	12-4-0	6-2-4						
MEMPHIS	12/19/12	58-65	L	2-3-0	4-1-7	DNP	15-8-1	DNP	11-6-2	7-3-4						
at Drake	12-21-12	55-61	L	0-4-0	8-3-3	DNP	15-7-1	DNP	13-4-1	10-4-3						
NORTHERN IOWA	12/29/12	64-73	L	8-4-0	18-7-5	DNP	DNP	0-0-0	13-7-4	2-0-2						
WINTHROP	12/31/12	62-53	w	2-8-0	15-6-8	DNP	DNP	0-3-0	14-3-3	10-2-4						
at Southeast Missouri	01-09-13	52-59	L	4-12-0	24-7-1	DNP	DNP	0-0-0	3-5-3	9-0-5						
VCU	01/12/13	60-46	w	6-4-1	8-6-6	DNP	14-11-3	1-1-0	11-6-0	8-7-3						
at Duquesne	01/16/13	41-68	L	4-5-1	0-0-5	1-0-0	8-3-0	0-0-0	4-4-0	11-3-3						
SAINT JOSEPH'S	01/20/13	38-69	L	5-6-2	5-3-5	0-0-0	9-7-1	0-2-0	0-1-0	7-0-0						
at Richmond	1/23/13	52-49	w	5-7-0	12-3-2	DNP	11-11-0	DNP	0-0-0	13-2-0						
CHARLOTTE	01/27/13	54-71	L	4-2-4	7-6-5	DNP	14-13-1	0-0-1	0-1-0	18-2-0						
at Xavier	01/31/13	66-49	w	9-7-3	10-2-2	DNP	8-12-3	0-0-0	7-2-1	22-0-3						
MASSACHUSETTS	02/07/13	59-50	w	6-10-3	12-7-6	DNP	13-11-1	DNP	6-1-1	6-0-3						
at Temple	02/10/13	50-54	L	2-3-3	19-2-5	DNP	6-10-1	DNP	9-2-1	13-3-0						
at La Salle	2/13/13	46-49	L	1-4-0	17-4-5	DNP	2-5-0	DNP	4-3-0	13-4-3						
FORDHAM	02/17/13	56-61	L	0-3-2	4-5-4	DNP	16-12-0	0-0-0	18-4-2	14-5-2						
BUTLER	02/20/13	62-67	L	0-5-2	17-3-4	DNP	10-8-1	DNP	9-1-3	14-1-0						
at Rhode Island	2/24/13	67-48	w	2-2-0	28-2-3	DNP	7-8-1	0-0-0	15-1-2	2-2-4						
DAYTON	02/28/13	61-71	L	0-1-0	8-5-9	DNP	11-10-1	DNP	16-3-1	11-1-1						
at George Washington	03/03/13	55-68	L	2-0-0	17-5-4	DNP	14-6-4	DNP	8-1-0	2-1-2						
vs Butler	03/08/13	44-41	w	2-5-2	12-5-2	DNP	12-8-1	DNP	3-2-1	5-2-0						

Opponent	Date	Score	34		42		50	
			WOMACK,DEN	MUELLER,JE	EGGERT,MAL			
at Mizzou	11/9/12	51-67	L	4-3-1	0-1-0	5-8-1		
at Kansas City	11/15/12	53-56	L	2-3-1	0-2-0	8-3-2		
at Oklahoma	11/18/12	33-68	L	0-0-0	0-2-0	7-2-0		
at Omaha	11/21/12	51-42	w	0-1-0	5-4-0	12-7-1		
WESTERN ILLINOIS	11/24/12	55-44	w	2-1-0	0-1-1	11-7-0		
INDIANA STATE	11/29/12	46-48	L	0-1-0	0-3-0	16-10-1		
at Valparaiso	12/01/12	53-47	w	0-2-0	2-1-1	14-12-0		
ILLINOIS-CHICAGO	12/03/12	58-49	w	DNP	1-3-0	13-8-0		
at UT Martin	12-6-12	62-78	L	0-0-0	0-2-1	17-8-1		
at Evansville	12-09-12	63-59	w	DNP	2-2-0	4-6-0		
MEMPHIS	12/19/12	58-65	L	0-0-0	4-6-0	15-8-0		
at Drake	12-21-12	55-61	L	4-1-1	1-4-0	4-7-0		
NORTHERN IOWA	12/29/12	64-73	L	4-6-0	5-5-0	14-4-0		
WINTHROP	12/31/12	62-53	w	11-8-0	0-1-0	10-6-2		
at Southeast Missouri	01-09-13	52-59	L	7-5-1	0-1-0	5-5-1		
VCU	01/12/13	60-46	w	2-1-0	0-1-0	10-6-4		
at Duquesne	01/16/13	41-68	L	5-4-0	5-3-0	3-5-1		
SAINT JOSEPH'S	01/20/13	38-69	L	8-1-0	4-0-0	0-7-0		
at Richmond	1/23/13	52-49	w	4-3-0	0-1-0	7-8-1		
CHARLOTTE	01/27/13	54-71	L	6-3-0	0-2-0	5-2-1		
at Xavier	01/31/13	66-49	w	6-2-0	0-1-0	4-4-0		
MASSACHUSETTS	02/07/13	59-50	w	7-1-0	0-3-0	9-4-0		
at Temple	02/10/13	50-54	L	1-0-0	0-2-0	0-1-5		
at La Salle	2/13/13	46-49	L	0-3-0	0-1-0	9-9-0		
FORDHAM	02/17/13	56-61	L	4-5-0	DNP	0-5-1		
BUTLER	02/20/13	62-67	L	2-0-0	2-1-0	8-3-1		
at Rhode Island	2/24/13	67-48	w	0-1-0	1-6-1	12-7-1		
DAYTON	02/28/13	61-71	L	4-0-1	0-4-0	11-8-1		
at George Washington	03/03/13	55-68	L	0-0-0	8-7-1	4-5-0		
vs Butler	03/08/13	44-41	w	0-1-0	0-2-0	10-7-0		

2012-13 SLU Women's Basketball
Saint Louis Game-by-Game Highs (March 9, 2013)
All games

Opponent	Date	Score	Points	Rebounds	Assists	Steals	Blocked shots
at Mizzou	11/9/12	51-67	17-WEBB, Courtney	8-EGGERT, Mallory JONES, Lorreal	4-BRADLEY, Jacy	3-EGGERT, Mallory	None
at Kansas City	11/15/12	53-56	18-JONES, Lorreal	5-WEBB, Courtney BRADLEY, Jacy	7-BRADLEY, Jacy	1-BRADLEY, Jacy JONES, Lorreal	None
at Oklahoma	11/18/12	33-68	11-BRADLEY, Jacy	10-JONES, Lorreal	2-BALL, Desirae	4-BRADLEY, Jacy	1-BRADLEY, Jacy
at Omaha	11/21/12	51-42	12-EGGERT, Mallory JONES, Lorreal	9-JONES, Lorreal	3-BRADLEY, Jacy	1-CASTLEMAN, Hale JONES, Lorreal BRADLEY, Jacy	None
WESTERN ILLINOIS	11/24/12	55-44	16-WEBB, Courtney	8-WEBB, Courtney	6-BRADLEY, Jacy	3-BRADLEY, Jacy	1-EGGERT, Mallory
INDIANA STATE	11/29/12	46-48	16-EGGERT, Mallory	12-JONES, Lorreal	7-BRADLEY, Jacy	6-EGGERT, Mallory	2-EGGERT, Mallory
at Valparaiso	12/01/12	53-47	15-WEBB, Courtney JONES, Lorreal	12-EGGERT, Mallory	8-BRADLEY, Jacy	5-BALL, Desirae	None
ILLINOIS-CHICAGO	12/03/12	58-49	15-JONES, Lorreal	8-JONES, Lorreal EGGERT, Mallory	4-BRADLEY, Jacy	2-WEBB, Courtney	1-BRADLEY, Jacy
at UT Martin	12-6-12	62-78	17-EGGERT, Mallory	8-JONES, Lorreal EGGERT, Mallory	5-BALL, Desirae JONES, Lorreal	1-BALL, Desirae JONES, Lorreal WEBB, Courtney MUELLER, Jenna	None
at Evansville	12-09-12	63-59	23-BRADLEY, Jacy	8-BRADLEY, Jacy JONES, Lorreal	6-BRADLEY, Jacy	3-BALL, Desirae	1-WEBB, Courtney MUELLER, Jenna
MEMPHIS	12/19/12	58-65	15-EGGERT, Mallory JONES, Lorreal	8-EGGERT, Mallory JONES, Lorreal	7-BRADLEY, Jacy	2-JONES, Lorreal	1-WEBB, Courtney BRADLEY, Jacy
at Drake	12-21-12	55-61	15-JONES, Lorreal	7-EGGERT, Mallory JONES, Lorreal	3-BALL, Desirae BRADLEY, Jacy	4-EGGERT, Mallory	1-BALL, Desirae
NORTHERN IOWA	12/29/12	64-73	18-BRADLEY, Jacy	7-WEBB, Courtney BRADLEY, Jacy	5-BRADLEY, Jacy	2-BRADLEY, Jacy	1-WOMACK, Denisha
WINTHROP	12/31/12	62-53	15-BRADLEY, Jacy	8-WOMACK, Denisha CASTLEMAN, Hale	8-BRADLEY, Jacy	2-WOMACK, Denisha	3-WOMACK, Denisha
at Southeast Missouri	01-09-13	52-59	24-BRADLEY, Jacy	12-CASTLEMAN, Hal	5-BALL, Desirae	2-WEBB, Courtney BALL, Desirae	1-WOMACK, Denisha WEBB, Courtney
VCU	01/12/13	60-46	14-JONES, Lorreal	11-JONES, Lorreal	6-BRADLEY, Jacy	4-BRADLEY, Jacy	1-BRADLEY, Jacy
at Duquesne	01/16/13	41-68	11-BALL, Desirae	5-CASTLEMAN, Hale EGGERT, Mallory	5-BRADLEY, Jacy	1-JOHNSON, Morgan EGGERT, Mallory	1-WOMACK, Denisha EGGERT, Mallory BALL, Desirae
SAINT JOSEPH'S	01/20/13	38-69	9-JONES, Lorreal	7-JONES, Lorreal EGGERT, Mallory	5-BRADLEY, Jacy	1-EGGERT, Mallory BALL, Desirae BRADLEY, Jacy	None
at Richmond	1/23/13	52-49	13-BALL, Desirae	11-JONES, Lorreal	2-BRADLEY, Jacy	2-CASTLEMAN, Hale	None
CHARLOTTE	01/27/13	54-71	18-BALL, Desirae	13-JONES, Lorreal	5-BRADLEY, Jacy	1-WOMACK, Denisha CASTLEMAN, Hale	None
at Xavier	01/31/13	66-49	22-BALL, Desirae	12-JONES, Lorreal	3-BALL, Desirae CASTLEMAN, Hale JONES, Lorreal	4-BALL, Desirae	1-BRADLEY, Jacy JONES, Lorreal
MASSACHUSETTS	02/07/13	59-50	13-JONES, Lorreal	11-JONES, Lorreal	6-BRADLEY, Jacy	3-BRADLEY, Jacy	None
at Temple	02/10/13	50-54	19-BRADLEY, Jacy	10-JONES, Lorreal	5-BRADLEY, Jacy EGGERT, Mallory	4-BRADLEY, Jacy	1-MUELLER, Jenna
at La Salle	2/13/13	46-49	17-BRADLEY, Jacy	9-EGGERT, Mallory	5-BRADLEY, Jacy	3-BRADLEY, Jacy	None
FORDHAM	02/17/13	56-61	18-WEBB, Courtney	12-JONES, Lorreal	4-BRADLEY, Jacy	1-WEBB, Courtney BALL, Desirae EGGERT, Mallory	None
BUTLER	02/20/13	62-67	17-BRADLEY, Jacy	8-JONES, Lorreal	4-BRADLEY, Jacy	3-JONES, Lorreal	1-CASTLEMAN, Hale
at Rhode Island	2/24/13	67-48	28-BRADLEY, Jacy	8-JONES, Lorreal	4-BALL, Desirae	2-JONES, Lorreal	None
DAYTON	02/28/13	61-71	16-WEBB, Courtney	10-JONES, Lorreal	9-BRADLEY, Jacy	4-BRADLEY, Jacy	1-JONES, Lorreal
at George Washington	03/03/13	55-68	17-BRADLEY, Jacy	7-MUELLER, Jenna	4-JONES, Lorreal BRADLEY, Jacy	1-EGGERT, Mallory BRADLEY, Jacy	1-BALL, Desirae
vs Butler	03/08/13	44-41	12-JONES, Lorreal BRADLEY, Jacy	8-JONES, Lorreal	2-CASTLEMAN, Hale BRADLEY, Jacy	2-JONES, Lorreal BALL, Desirae BRADLEY, Jacy	1-CASTLEMAN, Hale BRADLEY, Jacy

**2012-13 SLU Women's Basketball
Saint Louis Team High/Low Analysis (March 9, 2013)
All games**

Saint Louis - TEAM GAME HIGHS

POINTS	67	at Rhode Island (2/24/13)
FIELD GOALS MADE	26	DAYTON (02/28/13)
FIELD GOAL ATTEMPTS	64	DAYTON (02/28/13)
	64	FORDHAM (02/17/13)
	64	NORTHERN IOWA (12/29/12)
FIELD GOAL PERCENTAGE	.550 (22-40)	at Kansas City (11/15/12)
3 PT FIELD GOALS MADE	8	at Xavier (01/31/13)
	8	WINTHROP (12/31/12)
3 PT FG ATTEMPTS	21	WINTHROP (12/31/12)
3 PT FG PERCENTAGE	.615 (8-13)	at Xavier (01/31/13)
FREE THROWS MADE	17	ILLINOIS-CHICAGO (12/03/12)
	17	at Mizzou (11/9/12)
FREE THROW ATTEMPTS	25	MEMPHIS (12/19/12)
FREE THROW PERCENTAGE	1.000 (4-4)	at Kansas City (11/15/12)
REBOUNDS	46	at Omaha (11/21/12)
ASSISTS	17	VCU (01/12/13)
	17	WINTHROP (12/31/12)
	17	at UT Martin (12-6-12)
	17	at Kansas City (11/15/12)
STEALS	10	at Oklahoma (11/18/12)
BLOCKED SHOTS	6	WINTHROP (12/31/12)
TURNOVERS	23	INDIANA STATE (11/29/12)
	23	at Oklahoma (11/18/12)
	23	at Kansas City (11/15/12)
FOULS	20	VCU (01/12/13)
	20	at Southeast Missouri (01-09-13)

Saint Louis - GAME LOWS

POINTS	33	at Oklahoma (11/18/12)
FIELD GOALS MADE	13	at Oklahoma (11/18/12)
FIELD GOAL ATTEMPTS	40	at Kansas City (11/15/12)
FIELD GOAL PERCENTAGE	.250 (14-56)	SAINT JOSEPH'S (01/20/13)
3 PT FIELD GOALS MADE	0	at Omaha (11/21/12)
3 PT FG ATTEMPTS	5	vs Butler (03/08/13)
3 PT FG PERCENTAGE	.000 (0-10)	at Omaha (11/21/12)
FREE THROWS MADE	3	at Temple (02/10/13)
FREE THROW ATTEMPTS	4	at Kansas City (11/15/12)
	4	at Temple (02/10/13)
FREE THROW PERCENTAGE	.417 (5-12)	CHARLOTTE (01/27/13)
REBOUNDS	25	at Oklahoma (11/18/12)
ASSISTS	3	at Richmond (1/23/13)
STEALS	2	at Kansas City (11/15/12)
	2	at Duquesne (01/16/13)
	2	CHARLOTTE (01/27/13)
	2	at George Washington (03/03/13)
BLOCKED SHOTS	0	at Mizzou (11/9/12)
	0	at Kansas City (11/15/12)
	0	at Omaha (11/21/12)
	0	at Valparaiso (12/01/12)
	0	at UT Martin (12-6-12)
	0	SAINT JOSEPH'S (01/20/13)
	0	at Richmond (1/23/13)
	0	CHARLOTTE (01/27/13)
	0	MASSACHUSETTS (02/07/13)
	0	at La Salle (2/13/13)
	0	FORDHAM (02/17/13)
	0	at Rhode Island (2/24/13)
TURNOVERS	7	NORTHERN IOWA (12/29/12)
	7	FORDHAM (02/17/13)
FOULS	7	WESTERN ILLINOIS (11/24/12)

**2012-13 SLU Women's Basketball
Saint Louis High/Low Analysis (March 9, 2013)
All games**

Opponent - GAME HIGHS

POINTS	78	at UT Martin (12-6-12)
FIELD GOALS MADE	30	at Duquesne (01/16/13)
FIELD GOAL ATTEMPTS	70	VCU (01/12/13)
FIELD GOAL PERCENTAGE	.628 (27-43)	BUTLER (02/20/13)
3 PT FIELD GOALS MADE	13	NORTHERN IOWA (12/29/12)
	13	at Mizzou (11/9/12)
3 PT FG ATTEMPTS	36	at Mizzou (11/9/12)
3 PT FG PERCENTAGE	.500 (5-10)	BUTLER (02/20/13)
FREE THROWS MADE	18	at Southeast Missouri (01-09-13)
FREE THROW ATTEMPTS	25	at Southeast Missouri (01-09-13)
FREE THROW PERCENTAGE	1.000 (4-4)	at Richmond (1/23/13)
REBOUNDS	51	VCU (01/12/13)
ASSISTS	21	BUTLER (02/20/13)
STEALS	14	at Duquesne (01/16/13)
	14	at Kansas City (11/15/12)
BLOCKED SHOTS	13	at Temple (02/10/13)
TURNOVERS	19	BUTLER (02/20/13)
FOULS	23	VCU (01/12/13)

Opponent - GAME LOWS

POINTS	41	vs Butler (03/08/13)
FIELD GOALS MADE	16	at Omaha (11/21/12)
	16	vs Butler (03/08/13)
FIELD GOAL ATTEMPTS	43	BUTLER (02/20/13)
	43	at Rhode Island (2/24/13)
FIELD GOAL PERCENTAGE	.257 (18-70)	VCU (01/12/13)
3 PT FIELD GOALS MADE	0	VCU (01/12/13)
3 PT FG ATTEMPTS	7	at La Salle (2/13/13)
	7	at Rhode Island (2/24/13)
3 PT FG PERCENTAGE	.000 (0-17)	VCU (01/12/13)
FREE THROWS MADE	1	WESTERN ILLINOIS (11/24/12)
FREE THROW ATTEMPTS	3	WESTERN ILLINOIS (11/24/12)
FREE THROW PERCENTAGE	.250 (2-8)	at Valparaiso (12/01/12)
REBOUNDS	16	at Xavier (01/31/13)
ASSISTS	6	at Richmond (1/23/13)
STEALS	0	NORTHERN IOWA (12/29/12)
BLOCKED SHOTS	0	at Drake (12-21-12)
TURNOVERS	7	at Kansas City (11/15/12)
	7	FORDHAM (02/17/13)
FOULS	6	at Temple (02/10/13)

**2012-13 SLU Women's Basketball
Saint Louis Player High/Low Analysis (March 9, 2013)
All games**

Saint Louis - INDIVIDUAL GAME HIGHS

Points	28		BRADLEY, Jacy at Rhode Island (2/24/13)
Field Goals Made	9		BRADLEY, Jacy at Rhode Island (2/24/13)
	9		BRADLEY, Jacy at Southeast Missouri (01-09-13)
Field Goal Att.	18		BRADLEY, Jacy at Rhode Island (2/24/13)
	18		BALL, Desirae at La Salle (2/13/13)
	18		WEBB, Courtney vs Northern Iowa (12/29/12)
FG Pct (min 5 made)	.800	(8-10)	EGGERT, Mallory vs Indiana State (11/29/12)
	.800	(8-10)	JONES, Lorreal at Kansas City (11/15/12)
3-Point FG Made	5		BRADLEY, Jacy at Southeast Missouri (01-09-13)
3-Point FG Att.	9		WEBB, Courtney vs Dayton (02/28/13)
	9		BRADLEY, Jacy at Southeast Missouri (01-09-13)
3-Pt FG Pct (min 2 made)	1.000	(2-2)	CASTLEMAN, Halee at Xavier (01/31/13)
Free Throws Made	8		BRADLEY, Jacy vs Butler (03/08/13)
Free Throw Att.	10		JONES, Lorreal vs Butler (02/20/13)
FT Pct (min 3 made)	1.000	(8-8)	BRADLEY, Jacy vs Butler (03/08/13)
	1.000	(4-4)	BRADLEY, Jacy at La Salle (2/13/13)
	1.000	(4-4)	CASTLEMAN, Halee vs Massachusetts (02/07/13)
	1.000	(4-4)	BRADLEY, Jacy vs Memphis (12/19/12)
	1.000	(4-4)	BALL, Desirae vs Memphis (12/19/12)
	1.000	(4-4)	BRADLEY, Jacy at Omaha (11/21/12)
	1.000	(4-4)	WOMACK, Denisha at Mizzou (11/9/12)
	1.000	(4-4)	WEBB, Courtney at Mizzou (11/9/12)
	1.000	(3-3)	WOMACK, Denisha vs Massachusetts (02/07/13)
	1.000	(3-3)	BRADLEY, Jacy at Xavier (01/31/13)
	1.000	(3-3)	JONES, Lorreal at UT Martin (12-6-12)
	1.000	(3-3)	JONES, Lorreal vs Illinois-Chicago (12/03/12)
Rebounds	13		JONES, Lorreal vs Charlotte (01/27/13)
Assists	9		BRADLEY, Jacy vs Dayton (02/28/13)
Steals	6		EGGERT, Mallory vs Indiana State (11/29/12)
Blocked Shots	3		WOMACK, Denisha vs Winthrop (12/31/12)
Turnovers	6		JONES, Lorreal at Drake (12-21-12)
	6		BALL, Desirae at Drake (12-21-12)
	6		BALL, Desirae vs Indiana State (11/29/12)
	6		BRADLEY, Jacy at Omaha (11/21/12)
	6		BALL, Desirae at Mizzou (11/9/12)
Fouls	5		BALL, Desirae at La Salle (2/13/13)
	5		EGGERT, Mallory vs VCU (01/12/13)
	5		WOMACK, Denisha at Southeast Missouri (01-09-13)
	5		EGGERT, Mallory vs Indiana State (11/29/12)
	5		JONES, Lorreal at Mizzou (11/9/12)

2012-13 SLU Women's Basketball
Saint Louis Opponent High/Low Analysis (March 9, 2013)
All games

OPPONENT INDIVIDUAL GAME HIGHS

Points	28		BUTLER, Heather at UT Martin (12-6-12)
Field Goals Made	11		McCLUNG, Daress vs Butler (02/20/13)
	11		HAILEY, Jennifer vs Charlotte (01/27/13)
Field Goal Att.	25		BUTLER, Heather at UT Martin (12-6-12)
FG Pct (min 5 made)	.917	(11-12)	McCLUNG, Daress vs Butler (02/20/13)
3-Point FG Made	6		Hart, Khristian at Evansville (12-09-12)
3-Point FG Att.	14		Hart, Khristian at Evansville (12-09-12)
3-Pt FG Pct (min 2 made)	1.000	(3-3)	DOUGLAS, Hannah vs Butler (02/20/13)
	1.000	(2-2)	NIPE, Megan at George Washington (03/03/13)
	1.000	(2-2)	GERARDOT, Tabitha at Valparaiso (12/01/12)
Free Throws Made	8		O'CONNOR, Eilise at Kansas City (11/15/12)
Free Throw Att.	9		ATWATER, Kaneisha vs VCU (01/12/13)
	9		Mahan, Racheal vs Indiana State (11/29/12)
FT Pct (min 3 made)	1.000	(8-8)	O'CONNOR, Eilise at Kansas City (11/15/12)
	1.000	(6-6)	NEWSOME, Jasmine at UT Martin (12-6-12)
	1.000	(4-4)	JACKSON, Danni at George Washington (03/03/13)
	1.000	(4-4)	HUNTER, Jordan at Southeast Missouri (01-09-13)
	1.000	(4-4)	Collins, Meagan at Evansville (12-09-12)
	1.000	(3-3)	MACKAY, Samantha vs Dayton (02/28/13)
	1.000	(3-3)	Keitel, Jen vs Northern Iowa (12/29/12)
	1.000	(3-3)	Ellenberg,Aaryn at Oklahoma (11/18/12)
Rebounds	15		MACK, Patricia at Southeast Missouri (01-09-13)
Assists	10		SCHIPPERS, Taylor vs Butler (02/20/13)
	10		WILLIAMS, Tyonna at Temple (02/10/13)
Steals	6		FLOYD, Jocelyn at Duquesne (01/16/13)
Blocked Shots	9		MACAULAY, Victoria at Temple (02/10/13)
Turnovers	6		McCLUNG, Daress vs Butler (03/08/13)
	6		SCHIPPERS, Taylor vs Butler (02/20/13)
	6		McCLANAHAN, Dequesha vs Winthrop (12/31/12)
	6		Marschner, Alyssa at Drake (12-21-12)
Fouls	5		SCHIPPERS, Taylor vs Butler (03/08/13)
	5		DOUGLAS, Hannah vs Butler (02/20/13)
	5		BROWN, Liz at Richmond (1/23/13)
	5		ALAEZE, Adaeze vs VCU (01/12/13)
	5		PARKS, Robyn vs VCU (01/12/13)
	5		HOPE, Pa'Sonna vs Memphis (12/19/12)
	5		Katie Hannemann vs Illinois-Chicago (12/03/12)