

SAINT LOUIS BILLIKENS



Women's Basketball Game Notes Saint Louis at Xavier Thursday, Jan. 31, 2013 • 7 p.m. Cintas Center • Cincinnati, Ohio

Mickey Smith, Media Relations Contact • 314-977-3463 (o) • 314-610-8496 (c) • msmith145@slu.edu

PROBABLE STARTERS vs. Xavier (based on last game)

Head Coach – LISA STONE (8-12 at SLU, 1st year • 511-249 career, 27th year)

No.	Name	Pos.	Ht.	Cl.	Hometown	PPG	RPG	APG	SPG
00	HALEE CASTLEMAN	G	5-8	Jr.	Springdale, Ark.	3.0	3.9	0.7	0.4
1	JACY BRADLEY	G	5-6	Sr.	Florence, Ky.	9.0	4.3	4.8	1.0
12	LORREAL JONES	F	6-0	Jr.	Detroit, Mich.	12.0	8.1	1.1	0.7
23	DESIRAE BALL	G	5-9	RSo.	Cincinnati, Ohio	8.4	2.6	2.6	0.9
50	MALLORY EGGERT	C	6-2	Sr.	Oak Forest, Ill.	9.0	6.5	0.8	1.1

OFF THE BENCH

No.	Name	Pos.	Ht.	Cl.	Hometown	PPG	RPG	APG	SPG
4	MORGAN JOHNSON	G	5-9	So.	Whiteland, Ind.	0.5	0.0	0.0	0.5
13	ERIKA COOK	G	5-11	So.	Nashville, Tenn.	0.1	0.7	0.1	0.0
21	COURTNEY WEBB	G	5-8	RSr.	Benton Harbor, Mich.	9.1	3.9	1.2	0.5
34	DENISHA WOMACK	F	6-0	Fr.	Peoria, Ill.	3.3	2.4	0.2	0.2
42	JENNA MUELLER	C	6-2	Jr.	Clarence, Mo.	1.5	2.3	0.2	0.2

BILLIKENS SEEK TO EVEN A-10 RECORD – Saint Louis will look for a return to the .500 mark in Atlantic 10 Conference play when the Billikens take on Xavier Thursday night at Cintas Center in Cincinnati. SLU will try to bounce back from Sunday's loss to Charlotte, while Xavier hopes to halt a seven-game losing streak.

THE SLU-XAVIER SERIES – The Musketeers lead the all-time series 16-6. Xavier's 14-game series winning streak includes an 8-0 advantage in Atlantic 10 Conference meetings. The teams met 10 times as members of the Midwestern Collegiate Conference. Here is the series history:

Winner	Score	Location	Date
SLU	86-61	Cincinnati	1/26/80
SLU	75-68	St. Louis	12/6/80
XU	66-64	St. Louis	1/12/85
SLU	76-75	Cincinnati	1/24/86
XU	78-48	Cincinnati	1/18/87
SLU	59-46	St. Louis	2/15/87
SLU	62-43	St. Louis	1/23/88
SLU	77-68	Cincinnati	2/20/88
XU	66-55	Cincinnati	1/21/89
XU	67-60	St. Louis	2/18/89
XU	77-62	St. Louis	1/20/90
XU	93-66	Cincinnati	2/17/90
XU	84-62	Cincinnati	1/19/91
XU	86-58	St. Louis	2/16/91
XU	77-61	Cincinnati	1/6/06
XU	85-61	St. Louis	1/12/07
XU	64-63	Cincinnati*	3/3/07
XU	69-52	Cincinnati	1/30/08
XU	70-67	St. Louis	2/21/09
XU	92-50	Cincinnati	1/20/10
XU	92-60	St. Louis	2/16/11
XU	67-57	Cincinnati	2/1/12

*Atlantic 10 Championship quarterfinals

REVIEWING THE CHARLOTTE GAME – Desirae Ball equaled her career scoring high and Lorreal Jones posted a second consecutive double-double, but Charlotte walked away with a 71-54 victory over Saint Louis Jan. 27 at Chaifetz Arena. Ball tied her career high for field goals (8-of-11), including a pair of 3-pointers, and finished with 18 points. Jones was 6-of-9 from the floor in her 14-point performance, and her season-high 13 rebounds included four offensive boards. Jacy Bradley tallied seven points, six rebounds and five assists, while Halee Castleman chipped in a career-high four assists.

BILLIKEN LEADERS – Lorreal Jones leads SLU in scoring (12.0 ppg), rebounding (8.1 rpg), offensive rebounding (3.1 orgg) and field goal shooting (48.8 percent). Courtney Webb (9.1 ppg), Mallory Eggert (9.0 ppg), Jacy Bradley (9.0 ppg) and Desirae Ball (8.4 ppg) follow Jones on the scoring chart, while Eggert (6.5 rpg) and Bradley (4.3 rpg) are second and third, respectively, in rebounding. Bradley leads the squad in assists (4.8 apg), and her 25 3-pointers are second to Webb's 29.

DOUBLE TIME – Lorreal Jones registered the 13th double-double of her career – and third in the last five games – with a 14-point, 13-rebound performance against Charlotte. Jones has posted a double-digit rebounding total 23 times in her Billiken career.

HAVING A BALL – Desirae Ball is the Billikens' leading scorer in conference play with an 11.4 average. Ball has 31 points in her last two games, including a career-high-tying 18 points against Charlotte, and is shooting a solid 46.3 percent from the field against A-10 opponents – 66.7 percent (14-of-21) the last two games.

SLU SCHEDULE (8-12, 2-3 A-10)

November		
Fri., 9	at Missouri	L, 51-67
Thu., 15	at UMKC	L, 53-56
Sun., 18	at Oklahoma	L, 33-68
Wed., 21	at Nebraska-Omaha	W, 51-42
Sat., 24	Western Illinois	W, 55-44
Thu., 29	Indiana State	L, 46-48
December		
Sat., 1	at Valparaiso	W, 53-47
Mon., 3	Illinois-Chicago	W, 58-49
Thu., 6	at UT Martin	L, 62-78
Sun., 9	at Evansville	W, 63-59
Wed., 19	Memphis	L, 58-65
Fri., 21	at Drake	L, 55-61
Sat., 29	Northern Iowa	L, 64-73
Mon., 31	Winthrop	W, 62-53
January		
Wed., 9	at S.E. Missouri State	L, 52-59
Sat., 12	VCU*	W, 60-46
Wed., 16	at Duquesne*	L, 41-68
Sun., 20	Saint Joseph's*	L, 38-69
Wed., 23	at Richmond*	W, 52-49
Sun., 27	Charlotte*	L, 54-71
Thu., 31	at Xavier*	6 p.m.
February		
Thu., 7	Massachusetts* (CBSSN)	8 p.m.
Sun., 10	at Temple*	1 p.m.
Wed., 13	at La Salle*	11 a.m.
Sun., 17	Fordham*	1 p.m.
Wed., 20	Butler*	Noon
Sun., 24	at Rhode Island*	4 p.m.
Thu., 28	Dayton*	7 p.m.
March		
Sun., 3	at George Washington*	1 p.m.
Fri., 8-	A-10 Championship	
Sun., 10	First Three Rounds@	TBA
Sat., 16	A-10 Championship Final#	TBA

*Atlantic 10 Conference game
@Philadelphia, Pa. (Saint Joseph's)
#Brooklyn, N.Y. (Barclays Center)
All times are Central and subject to change
CBSSN – CBS Sports Network

CASTLEMAN'S CAROMS – Halee Castleman has provided a boost on the boards in recent games. Castleman has averaged 6.3 rebounds in the last seven games to rank second on the team during that stretch. Her 12 boards at Southeast Missouri State tied for the SLU season high.

HANDS OFF – Despite being called for three fouls against Charlotte, Jacy Bradley continues to lead the Billikens in fewest fouls per 40 minutes (1.40). Bradley has five games this season in which she has not committed a foul, and she has been whistled for more than one foul just six times all year.

PROTECTING THE ROCK – After averaging 21 turnovers in the first six games, Saint Louis has averaged just 14.2 miscues in the last 14 outings.

Saint Louis Game Notes at Xavier, 1/31/13 • p. 2

BRADLEY RUNNING THE SHOW – **Jacy Bradley** has averaged 5.1 assists in the last 16 games, including a career-high eight vs. Winthrop and at Valparaiso. Her assist-turnover ratio in those 16 games is 1.84 to 1 (81 assists, 44 turnovers). Bradley has eight games with at least six assists this season, and she has had more assists than turnovers in 16 of 20 contests.

CONQUERING THE ROAD – The Billikens' win at Richmond was their fourth road triumph of the year, one more than the past two seasons combined. SLU has four road wins for the first time since the 2008-09 Bills finished with five.

CLIMBING THE CAREER CHARTS – **Jacy Bradley** has 300 assists to rank fifth on SLU's career list. Bradley's 113 3-pointers place her seventh in Billiken history; she needs four treys to move past sixth-place Kirsti Holloway. **Mallory Eggert** and **Lorreal Jones** have 610 and 594 career rebounds, respectively, and are on the brink of moving into the Billikens' top 10. Heather King owns 10th place with 612 boards. With 77 career 3-pointers, **Courtney Webb** is on track to claim a top-10 spot. Tenth-place Tyler McIlwraith had 90 treys.

BILLIKENS IN THE NATIONAL STATISTICS – Through games of Jan. 27, Saint Louis is ranked 24th nationally in fewest fouls per game (13.6) and 95th in rebounding margin (+3.3). **Jacy Bradley** is 57th in assists (4.8 apg) and 81st in assist-turnover ratio (1.63).

SLU IN THE A-10 STATISTICS – Saint Louis leads the Atlantic 10 in fewest offensive rebounds allowed (10.0 per game) and ranks in the top half of the league in rebounding margin (fifth, +3.3), fewest turnovers (eighth, 16.3 tpg) and field goal percentage (eighth, .381). **Lorreal Jones** is fourth in field goal percentage (.488), seventh in rebounding (8.1 rpg), ninth in offensive rebounding (3.1 orpg) and 14th in scoring (12.0 ppg). **Jacy Bradley** leads the league in minutes (37.2 mpg), ranks fifth in assists (4.8 apg) and is sixth in assist-turnover ratio (1.63). **Mallory Eggert** is 13th in offensive rebounding (2.7 orpg) and tied for 15th in rebounding (6.5 rpg), while **Desirae Ball** ranks second in minutes (36.3 mpg).

WORKING OVERTIME – Because of a short bench due to injuries, several Billikens are logging considerably more playing time this season than their career minutes-per-game averages reflected at the beginning of the year. **Jacy Bradley** has seen the largest increase; her 37.2 minutes-per-game mark so far this season is 13.3 higher than the career average of 23.9 she brought into 2012-13. Bradley is followed by **Halee Castleman** (+13.2), **Mallory Eggert** (+8.3), **Lorreal Jones** (+8.0), **Desirae Ball** (+7.4) and **Courtney Webb** (+6.4). In addition, SLU players have notched 11 40-minute games (Bradley seven, Ball four).

NO HARM, NO FOUL – The Billikens are averaging just 13.2 fouls in their last 16 games. This season, SLU opponents have only 229 free-throw attempts for an 11.5 per-game average. **Jacy Bradley** and **Desirae Ball** average just 1.40 and 1.49 fouls per 40 minutes, respectively.

SPEED LIMIT: 50 – SLU has held seven opponents to fewer than 50 points this season, including two Atlantic 10 Conference foes – Richmond (49) and VCU (46). Earlier this year, the Billikens held five straight opponents under 50 for the first time in program history.

RULING THE BOARDS – SLU has outrebounded 12 of its 20 opponents thus far, including six games in which the margin has been in double figures. Since the beginning of last season, the Bills have earned an edge on the boards in 37 of 51 games.

ROAD WARRIORS – Saint Louis opened the 2012-13 campaign with four straight road games, only the second time in program history the Bills have played that many road contests to begin a season. The 1980-81 squad opened with six straight road games.

SCHEDULE PRESENTS CHALLENGES – The Billikens' 29-game schedule includes 13 opponents who advanced to postseason play a year ago, nine teams that won 20 or more games and eight squads that finished among the top 100 in the final NCAA Ratings Percentage Index. Saint Louis will play three games against 2011-12 NCAA Tournament participants – Oklahoma, UT Martin and Dayton. Also on the schedule are nine games against 2011-12 WNIT teams – UMKC, Memphis, Drake, VCU, Duquesne, Saint Joseph's, Richmond, Charlotte and Temple – as well as a contest against WBI participant Northern Iowa.

EXPERIENCE ON THE BENCH – The Saint Louis coaching staff began the season boasting a combined 79 years of collegiate coaching experience, including 49 seasons of head-coaching experience. In addition to **Lisa Stone's** 26 years (all as a head coach), associate head coach **Barb Smith** has 22 years (five as a head coach); assistant coach **Amy Stephens** has 20 years (17 as a head coach); and assistant coach **Lou DiFeo** has 11 years (one as a head coach).

BILLIKENS RETURN 11 FROM LAST YEAR – SLU returned four starters and seven additional players from last year's 11-20 team that tied for 10th (4-10) in the Atlantic 10 Conference. The 2011-12 Billikens beat Charlotte in the A-10 Championship first round before falling to eventual champion Dayton in the quarterfinals. **Courtney Webb** is SLU's top returning scorer after averaging a team-high 11.4 points last season, her first as a Billiken. **Desirae Ball** averaged 9.2 points in her first campaign after missing the 2010-11 season with an

injury, while **Jacy Bradley** tossed in 8.6 ppg before missing the last 14 games due to injury. **Lorreal Jones** (8.3 ppg) and **Mallory Eggert** (7.6 ppg) round out last year's top five scorers. The Bills return their top two rebounders from a year ago in Jones (7.8 rpg) and Eggert (6.8 rpg). Webb led the way with 48 3-pointers.

REBOUNDING: A SLU HALLMARK – Saint Louis has been strong on the glass in recent years. Last season, the Billikens finished 46th nationally and second in the A-10 in rebounding margin (+4.8), and they led the conference in offensive rebounding (15.7 per game). SLU earned an advantage on the glass in 25 of 31 games a year ago.

JONES, EGGERT DOING THEIR PART ON THE GLASS – **Lorreal Jones** and **Mallory Eggert** made their presence felt in last season's board battles. In the final A-10 rankings, Jones – whose team-high 243 rebounds placed her seventh on SLU's all-time single-season list and third on the school's rebounding chart for sophomores – was fifth in rebounding (7.8 rpg) and ninth in offensive rebounding (2.6 orpg). Eggert, whose 211 caroms were good for fourth on the SLU juniors' list, was 12th in rebounding (6.8 rpg) and fourth in offensive rebounding (2.8 orpg). In addition, Jones tied for fourth in the league with nine double-digit rebounding performances; she has 23 career double-digit efforts. Eggert tied for ninth with six double-digit totals and has 14 for her career.

BALL GARNERS THREE A-10 WEEKLY HONORS – **Desirae Ball** was named A-10 Rookie of the Week three times last season, the second-highest number in the league. Ball collected the award Jan. 9, Feb. 13 and Feb. 27.

DOUBLING UP – In addition to their double-digit rebounding performances, **Lorreal Jones** and **Mallory Eggert** ranked among the Atlantic 10 leaders in double-doubles a year ago. Jones tallied at least 10 points and 10 rebounds in five games to tie for sixth in the conference, while Eggert tied for 12th with three double-doubles. **Courtney Webb** tied for eighth in the league with five 20-point scoring efforts.

UP NEXT – The Billikens host Massachusetts Thursday, Feb. 7, at 8 p.m. The game will be televised by CBS Sports Network.

WHEN WAS THE LAST TIME THE BILLIKENS ...

Team

Scored 100 points..... 105, Gardner-Webb (12/20/02)
 Scored 90 points..... 90, Fordham (2/11/07)
 Shot 60 percent 60.0, East Carolina (2/3/02)
Shot 50 percent 55.0, at UMKC (11/15/12)
Played a ranked team at #11/11 Oklahoma (11/18/12)
 Beat a ranked team #20 DePaul (1/24/03)
 Played overtime..... at Fordham (2/26/12)
 Won overtime game Charlotte (2/22/12)
 Played double overtime at Fordham (1/12/08)
 Played triple overtime Never

Individual

40+ points..... Never
 30+ points..... 37, Theresa Lisch at La Salle (1/17/09)
 20+ rebs..... 21, Julie Hacker-Buehne vs. McKendree (1/28/88)
 15+ rebs..... 16, Lorreal Jones at Wisconsin (12/5/11)
 10+ assists 10, Janisha Gearlds vs. Massachusetts (2/15/12)
5+ steals 5, Desirae Ball at Valparaiso (12/1/12)
 5+ blocks..... 5, Kim Bee vs. Murray State (11/26/11)
 2 players w/20+ points Bradley (12/29/09)
2 players w/10+ rebounds Indiana State (11/29/12)
4 players w/10+ points at UT Martin (12/6/12)
5 players w/10+ points Winthrop (12/31/12)
 6 players w/10+ points Chicago State (11/13/06)
 Triple-double Never
Double-double 14 pts., 13 rebs., Lorreal Jones vs. Charlotte (1/27/13)

THE BILLIKENS' RECORD WHEN ...

Leading at halftime..... 7-2
 Trailing or tied at halftime 1-10
 Outrebounding opponent 6-6
 Are outrebounded or tied 2-6
 Shoot higher percentage than opponent 8-1
 Shoot same or lower percentage than opponent 0-11
 Shoot at least 45 percent 1-1
 Shoot lower than 45 percent..... 7-11
 Make more free throws than opponent 8-4
 Make same/fewer free throws than opponent 0-8
 Have more assists than turnovers 2-3
 Commit fewer turnovers than opponent 3-1
 Commit same or more turnovers than opponent 5-11
 Opponent scores 60 or fewer points 8-3
 Opponent scores between 61-70 points 0-6
 Opponent scores between 71-80 points 0-3
 Opponent scores more than 80 points..... 0-0
 Score fewer than 50 points 0-4
 Score between 50-59 points..... 5-6
 Score between 60-69 points..... 3-2
 Score between 70-79 points..... 0-0
 Score at least 80 points 0-0
 Leading with five minutes to play..... 7-1
 Trailing or tied with five minutes to play 1-11
 Leading with two minutes to play 7-1
 Trailing or tied with two minutes to play..... 1-11
 Games decided by 1 to 5 points 2-2
 Games decided by 6 to 10 points 4-4
 Games decided by more than 10 points..... 2-6

DOUBLE-DIGIT SCORING GAMES

<u>Player</u>	<u>Season</u>	<u>Career</u>
Lorreal Jones	13	31
Courtney Webb	12	29
Mallory Eggert	10	27
Desirae Ball	8	23
Jacy Bradley	6	31
Denisha Womack	1	1
Jenna Mueller	0	1

DOUBLE-DIGIT REBOUNDING GAMES

<u>Player</u>	<u>Season</u>	<u>Career</u>
Lorreal Jones	5	23
Mallory Eggert	2	14
Halee Castleman	1	1

2012-13 STATISTICS LEADERS

(# of times player has led in each category)

<u>Player</u>	<u>Points</u>	<u>Rebs.</u>	<u>Assists</u>	<u>Steals</u>
Jones	7	12	1	4
Eggert	4	8		5
Webb	3	3		3
Bradley	5	3	16	6
Ball	3		4	5
Castleman		3		3
Womack		1		2
Mueller				1
Johnson				1

2012-13 Saint Louis University Billikens

No.	Name	Yr.	Pos.	Ht.	Hometown (High School/Previous)
00	Halee Castleman	Jr.	G	5-8	Springdale, Ark. (Har-ber)
1	Jacy Bradley	Sr.	G	5-6	Florence, Ky. (Boone County)
4	Morgan Johnson	So.	G	5-9	Whiteland, Ind. (Whiteland)
11	Jamesia Price*	So.	G	5-7	Blue Springs, Mo. (Blue Springs)
12	Lorreal Jones	Jr.	F	6-0	Detroit, Mich. (Renaissance)
13	Erika Cook	So.	G	5-11	Nashville, Tenn. (Hunters Lane)
21	Courtney Webb	RS Sr.	G	5-8	Benton Harbor, Mich. (Benton Harbor/DePaul University)
23	Desirae Ball	RS So.	G	5-9	Cincinnati, Ohio (Ursuline)
24	Abby Willis*	Jr.	G	5-8	Overland Park, Kan. (Saint Thomas Aquinas)
34	Denisha Womack	Fr.	F	6-0	Peoria, Ill. (Peoria Central)
42	Jenna Mueller	Jr.	C	6-2	Clarence, Mo. (South Shelby)
50	Mallory Eggert	Sr.	C	6-2	Oak Forest, Ill. (Marian Catholic)

Head Coach: Lisa Stone (1st season)

Associate Head Coach: Barb Smith (1st season)

Assistant Coaches: Amy Stephens (1st season), Lou DiFeo (1st season)

Director of Operations: Brittney Marshall (3rd season)

**Injured and out for the season*

Pronunciations

#00 – HAY-lee Castleman

#1 – JAY-cee Bradley

#11 – juh-ME-see-uh Price

#12 – lor-ee-al Jones

#23 – dez-ur-ay Ball

#34 – duh-NEE-shuh WO-mack

#42 – Jenna MYOU-ler

#50 – Mallory EGG-ert

Assistant coach Amy STEE-vens

Assistant coach Lou duh-FAY-oh

What's a Billiken?

The Billiken was born Oct. 8, 1908, when Kansas City art teacher and illustrator Florence Pretz patented a design for an elflike creature with pixie ears, a mischievous smile and a tuft of hair on his pointed head. Reportedly, the image came to her in a dream.

Although it didn't appear on the actual patent, some believe Pretz found the Billiken name in a fanciful work entitled, "Mr. Moon: A Song of the Little People," by Canadian poets Bliss Carman and Richard Hovey.

Within a short time, Pretz sold her patented image to the Billiken Company of Chicago. Initially manufactured as a bank and statuette, and later as a doll, this good luck charm soon became a national craze. By 1911, the Billiken's likeness adorned everything from marshmallow candies to hood ornaments.

In his heyday, the Billiken enjoyed worldwide fame. Artisans in Alaska began carving his image into ivory, and in Japan, he appeared in shrines, amusement parks and even a movie.

Like many other fads, the Billiken might have faded into obscurity if it were not for Saint Louis University law student John Bender, who also happened to be the coach of SLU's football team during the height of Billikenmania.

One story claims that nearby drugstore owner Billy Gunn called Bender a Billiken when the coach walked into his establishment one day. Supposedly, legendary sportswriter William O'Connor was within earshot of the

remark and took up the moniker not only for Bender but also for SLU's sports teams.

Another tale claims O'Connor himself dubbed the coach a Billiken after a particularly good practice left Bender beaming with a big smile. After practice, Bender's fellow law student Charles Z. McNamara, a local cartoonist, sketched Bender as a Billiken, posted it in Gunn's drugstore window and tabbed the football team "Bender's Billikens."

Yet another yarn reports that the druggist asked McNamara to decorate his store window the night before a homecoming game. Supposedly, McNamara drew a Billiken, a popular good luck charm, causing one of his fellow students to exclaim, "That looks like coach Bender!"

Whatever the case, O'Connor is generally credited for popularizing the name throughout the city, but one fact flies in the face of this legend and lore. O'Connor did not join the *St. Louis Post-Dispatch* until Nov. 26, 1911, one full month after the newspaper first mentioned "Bender's Billikens."

Regardless of how the story is told or whether his mysterious origins are ever finally resolved, the Billiken remains a good luck charm for Saint Louis University's sports teams and always brings smiles to the faces of SLU fans. Legend has it that the Billiken has three kinds of luck – good, better and best. Buying a Billiken gives the buyer good luck. To have one given to you is better luck. The best luck comes if the Billiken is stolen.





Halee Castleman
5-8 • Jr. • G
Springdale, Ark.
Har-ber H.S.




Jacy Bradley
5-6 • Sr. • G
Florence, Ky.
Boone County H.S.




Morgan Johnson
5-9 • Soph. • G
Whiteland, Ind.
Whiteland H.S.



Jamesia Price
5-7 • Soph. • G
Blue Springs, Mo.
Blue Springs H.S.



Lorreal Jones
6-0 • Jr. • F
Detroit, Mich.
Renaissance H.S.



Erika Cook
5-11 • Soph. • G
Nashville, Tenn.
Hunters Lane H.S.



Courtney Webb
5-8 • RS Sr. • G
Benton Harbor, Mich.
DePaul University



Desirae Ball
5-9 • RS So. • G
Cincinnati, Ohio
Ursuline H.S.



Abby Willis
5-8 • Jr. • G
Overland Park, Kan.
Saint Thomas Aquinas H.S.



Denisha Womack
6-0 • Fr. • F
Peoria, Ill.
Peoria Central H.S.



Jenna Mueller
6-2 • Jr. • C
Clarence, Mo.
South Shelby H.S.



Mallory Eggert
6-2 • Sr. • C
Oak Forest, Ill.
Marian Catholic H.S.



Lisa Stone
Head Coach
First Season



Barb Smith
Associate Head Coach
First Season



Amy Stephens
Assistant Coach
First Season



Lou DiFeo
Assistant Coach
First Season



Brittney Marshall
Director of Operations
Third Season

Radio-TV Roster

Head Coach Lisa Stone



Lisa Stone, who amassed a 503-237 record in 26 years as a collegiate head coach before arriving at Saint Louis, was named the seventh head coach in Billiken women's basketball history May 4, 2012.

Most recently, Stone served eight seasons (2003-11) in charge at Wisconsin. She began her head-coaching career with a three-year stint at Cornell (Iowa) College, spent 12 seasons at Wisconsin-Eau Claire and had a three-year tenure at Drake.

"We are thrilled to have Lisa and her family join the Saint Louis University community," Director of Athletics Chris May said. "Her successful career, which includes a commitment to academic success and winning at every level, speaks for itself.

"It is an exciting time for the Billikens as we welcome Lisa to SLU to lead the women's basketball program in educating student-athletes, competing for championships and building community," May said. "Lisa's arrival, combined with SLU's educational excellence, state-of-the-art facilities in Chaifetz Arena, the competitive Atlantic 10 Conference and a fertile recruiting base, makes SLU women's basketball poised for success."

"I am excited to join the Billiken family," Stone said. "I wish to thank (SLU President) Father Lawrence Biondi, (Vice President for Student Development) Dr. Kent Porterfield, Chris May and (Associate Director of Athletics) Janet Oberle for their hard work during the process.

"Saint Louis University has an outstanding commitment to excellence, and I am thrilled to be part of an institution that strongly encourages its student-athletes to lead, learn and serve," Stone said. "The University offers academic prestige, outstanding facilities and a beautiful campus, plus an opportunity to compete in the very strong Atlantic 10 Conference."

Stone guided Wisconsin to five postseason appearances, two 20-win campaigns and a 128-119 record that included a 95-68 mark in her final five seasons. In her fourth year (2006-07), the Badgers won a school-record 23 games (23-13) and finished second in the WNIT.

Following WNIT appearances the next two seasons, Wisconsin's 2009-10 squad posted a 21-11 record, tied for third in the Big Ten Conference and earned an NCAA Tournament bid. Stone was rewarded by being named Big Ten Coach of the Year. The Badgers again tied for third in the Big Ten in 2010-11 and participated in the WNIT.

Wisconsin also excelled academically with Stone at the helm. Twenty-one players combined to earn 42 Academic All-Big Ten nods during her tenure.

Stone's 64-27 record at Drake included a 42-12 Missouri Valley Conference ledger. She led the Bulldogs to a 23-7 record, an MVC regular-season co-championship and an NCAA Tournament berth in her first season (2000-01). Stone, whose 23 victories were the most by a first-year MVC women's basketball coach, was tabbed the league's Coach of the Year. The following season, Stone's team went 25-8, achieved a No. 20 national ranking and reached the NCAA Tournament Sweet 16.

The Drake program also flourished in the classroom under Stone's leadership. The 2000-01 Bulldogs were ranked sixth on the Women's Basketball Coaches Association's Academic Top 25 Honor Roll, and the 2001-02 team garnered a No. 15 ranking on the prestigious list.

At NCAA Division III Wisconsin-Eau Claire, Stone turned around a program that had registered just one winning record prior to her arrival. Her teams tallied a 277-59 mark (159-33 in conference play), turned in 11 20-win seasons, reached the NCAA Tournament 11 times and captured six league crowns.

Stone's 1996-97 squad was the national runner-up, and her 1993-94 team finished third in the nation. She was chosen the 1997 WBCA Division III National Coach of the Year, and in 2000 she was named D3 News/Molten Division III National Coach of the Year as the Blugolds posted a 28-1 record. A five-time Wisconsin Intercollegiate Athletic Conference Coach of the Year, Stone was inducted into the UW-Eau Claire Blugold Hall of Fame in 2006.

Stone's accomplishments at UW-Eau Claire led to her selection to the inaugural class of the WIAC Hall of Fame earlier this year. Additionally, she was named the WIAC Women's Basketball All-Time Co-Coach.

When Stone was named head coach at Division III Cornell College at age 21 in 1985, she was the nation's youngest head basketball coach at a four-year institution. She collected a 34-32 record at Cornell and led the Rams to the Midwest Conference's Southern Division title in each of her three years. Stone also served as the Rams' head softball coach.

In addition to her collegiate coaching experience, Stone was a head coach in the 2001 WBCA All-Star Game as well as an assistant coach for gold-medal-winning Team USA at the 2002 World Championships for Young Women Qualifying Tournament in Brazil.

Stone holds a bachelor's degree in physical education (1984) and a master's degree in athletic administration (1986), both from the University of Iowa. A four-year standout at point guard under legendary head coach C. Vivian Stringer, she is 25th in points (1,129), tied for ninth in steals (177) and 11th in assists (322) on the Iowa career charts. Stone also owns a share of the Hawkeyes' record for steals in a game (nine).

Stone was a three-time team captain and a two-time Hawkeye Most Valuable Player. As a senior, she won the Big Ten Medal of Honor as one of the top scholar-athletes in the conference and also captured the Iowa Student-Athlete of the Year award.

A native of Oregon, Wis., Stone earned four letters each in basketball, tennis and track and field during her high school career. She helped lead Oregon to the Wisconsin Class A state basketball tournament in 1979 and 1980, and she earned first-team All-State honors as a senior and second-team recognition as a junior.

Stone and her husband, Ed, a certified public accountant, are the parents of a daughter, Allison (20), and a son, Tyler (17).

LISA STONE YEAR BY YEAR

Year	School	Record	Postseason
1985-86	Cornell (Iowa)	11-11	
1986-87	Cornell (Iowa)	12-10	
1987-88	Cornell (Iowa)	11-11	
1988-89	UW-Eau Claire	24-4	NCAA (Q-finals)
1989-90	UW-Eau Claire	21-6	NCAA
1990-91	UW-Eau Claire	15-10	
1991-92	UW-Eau Claire	23-5	NCAA (Q-finals)
1992-93	UW-Eau Claire	22-4	NCAA (rd. of 16)
1993-94	UW-Eau Claire	23-6	NCAA (3rd place)
1994-95	UW-Eau Claire	24-5	NCAA (Q-finals)
1995-96	UW-Eau Claire	25-4	NCAA (Q-finals)
1996-97	UW-Eau Claire	27-4	NCAA (2nd place)
1997-98	UW-Eau Claire	22-5	NCAA
1998-99	UW-Eau Claire	23-5	NCAA
1999-00	UW-Eau Claire	28-1	NCAA (rd. of 16)
2000-01	Drake	23-7	NCAA
2001-02	Drake	25-8	NCAA (rd. of 16)
2002-03	Drake	16-12	
2003-04	Wisconsin	10-17	
2004-05	Wisconsin	12-16	
2005-06	Wisconsin	11-18	
2006-07	Wisconsin	23-13	WNIT (2nd place)
2007-08	Wisconsin	16-14	WNIT (2nd rd.)
2008-09	Wisconsin	19-15	WNIT (rd. of 16)
2009-10	Wisconsin	21-11	NCAA
2010-11	Wisconsin	16-15	WNIT (2nd rd.)
2012-13	Saint Louis	8-12	
Totals		511-249	



#1 • Jacy Bradley

Senior Guard • 5-6

Florence, Ky.

Boone County H.S.

Ranks fifth on the Saint Louis career assists list with 300, and seventh on the SLU career 3-point field goals list with 113.

2012-13: Contributed 12 points (5-of-9 FG), three rebounds, two assists and a steal at Richmond ... distributed a team-high five

assists to go with five points, three rebounds and a steal vs. Saint Joseph's ... tallied a game-high five assists at Duquesne ... had eight points, six rebounds, a game-high-tying six assists, a game-high and career-high-tying four steals and one block vs. VCU ... scored a team-season-high 24 points, tied her career highs with nine field goals and five 3-pointers (5-of-9), and added seven rebounds and an assist at Southeast Missouri State ... posted a team-high 15 points, a game-high and career-high-tying eight assists, six rebounds, a block and a steal vs. Winthrop ... led the Bills with 18 points (season-high four 3-pointers, 4-of-8), seven rebounds, five assists and two steals vs. Northern Iowa ... chipped in eight points, three rebounds and three assists at Drake ... had a game-high seven assists to go with four points (4-of-4 FT), one rebound, one block and one steal vs. Memphis ... produced SLU's first 20-point performance of the season with 23 points at Evansville (8-of-13 FG, 3-of-6 3-pointers, 4-of-5 FT) ... also had a game-high six assists vs. the Purple Aces, and tied for the team lead with a career-high-tying eight rebounds ... had nine points (3-of-5 3-pointers), four rebounds and three assists at UT Martin ... scored seven points, led the team with four assists and added two rebounds, a block and a steal vs. UIC ... posted a career- and game-high eight assists (one turnover) and four rebounds at Valparaiso ... had a game-high-tying seven assists and scored six points vs. Indiana State ... tallied game highs of six assists and three steals to go with six points and four rebounds vs. Western Illinois ... had four points, seven rebounds, three assists and a steal at Nebraska Omaha ... scored a team-high 11 points, had a game-high and career-high-tying four steals, and added four rebounds, an assist and a block at No. 11 Oklahoma ... posted a game-high seven assists and tied for game-high honors with five rebounds at UMKC ... had nine points, five rebounds and a team-high four assists with no turnovers at Missouri.

2011-12: Played in 17 games and started six before suffering a season-ending injury at Charlotte in the second A-10 game of the season ... earned All-Tournament plaudits at Seattle University's Washington Dental Service Holiday Hoops Tournament ... was named to the Jesuit Basketball Spotlight Honor Roll Jan. 2 ... led the Billikens in 3-point field goal percentage (.353) and fewest fouls per 40 minutes (1.25) ... was second on the team in assists per game (3.1, her career-best season average) ... placed third in scoring (8.6 ppg), 3-point field goals (18), free-throw percentage (.846) and assists (53) ... scored a team-season-high 24 points vs. Saint Francis, going 9-of-12 from the field (career-high nine field goals), 3-of-5 from 3-point distance and 3-of-4 from the free-throw line.

2010-11: Played in all 29 games and started 10, including the final seven outings of the season ... in conference games only, ranked sixth in the A-10 in 3-point field goals per game (2.2) and tied for 23rd in scoring (11.4 ppg) ... landed in second place on SLU's single-season list for sophomores with 42 3-pointers ... led the team in points (267), field goals (93), 3-point field goals (42), free-throw percentage (.886), assists

Career Highs

Points – 25 at Richmond, 2/26/11

Field Goals – 9, twice, last at Southeast Missouri State, 1/9/13

3-Point FGs – 5, three times, last at Southeast Missouri State, 1/9/13

Free Throws – 8 vs. Fordham, 1/25/11

FT Attempts – 8 vs. Fordham, 1/25/11

Rebounds – 8, twice, last at Evansville, 12/9/12

Offensive Rebounds – 2, eight times, last vs. Northern Iowa, 12/29/12

Assists – 8, twice, last vs. Winthrop, 12/31/12

Blocks – 1, five times, last vs. VCU, 1/12/13

Steals – 4, four times, last vs. VCU, 1/12/13

Minutes – 40, seven times, last at Richmond, 1/23/13

Season Highs

Points – 24 at Southeast Missouri State, 1/9/13

Field Goals – 9 at Southeast Missouri State, 1/9/13

3-Point FGs – 5 at Southeast Missouri State, 1/9/13

Free Throws – 5 vs. Illinois-Chicago, 12/3/12

FT Attempts – 6 vs. Illinois-Chicago, 12/3/12

Rebounds – 8 at Evansville, 12/9/12

Offensive Rebounds – 2, twice, last vs. Northern Iowa, 12/29/12

Assists – 8, twice, last vs. Winthrop, 12/31/12

Blocks – 1, five times, last vs. VCU, 1/12/13

Steals – 4, twice, last vs. VCU, 1/12/13

Minutes – 40, seven times, last at Richmond, 1/23/13

(78), assists per game (2.7) and fewest fouls per 40 minutes (2.1) ... was second in scoring average (9.2 ppg), 3-point field goal percentage (.304) and minutes (742) ... finished third in steals (34), steals per game (1.2) and minutes per game (25.6) ... averaged a team-high 11.4 points and shot a team-high .337 from 3-point range in conference games ... led the Billikens in scoring 11 times, most on the team ... led SLU or tied for the team lead in assists 15 times, most on the team ... scored in double figures a team-leading 13 times. **Notable Performances in 2010-11 vs. 2012-13 Opponents:** Had team season highs of five 3-pointers (career high) at Massachusetts, and 100 percent free-throw shooting (8-of-8, best perfect game, career highs in FTM and FTA) vs. Fordham ... turned in season highs of five assists vs. Xavier and three steals at La Salle ... tallied 18 points (6-of-10 FG, 4-of-6 3-pointers) at La Salle ... followed with team-high 17-point efforts at Massachusetts (5-of-12 3-pointers) and vs. Fordham (tied game high, added five rebounds) ... led the Bills with 15 points (3-of-7 3-pointers) at Rhode Island ... scored a team-high 13 points (5-of-10 FG, 3-of-5 3-pointers) vs. Xavier ... collected a team-high 11 points vs. George Washington ... dished out four assists vs. Dayton.

2009-10: Was named the Dec. 7 A-10 co-Rookie of the Week ... played in all 30 games and started twice ... led the team in assist-to-turnover ratio (1.16:1) and fewest fouls per 40 minutes (1.95) ... was second on the team in 3-point field goals (28), 3-point field-goal percentage (28-of-83, .337), assists (73) and steals (33), and tied for second in free-throw percentage (25-of-33, .758) ... led the team or tied for the team lead in assists 12 times ... sank at least one 3-pointer in her first 10 and 15 of her first 17 games ... had 12 games with either zero or one turnover. **Notable Performances in 2009-10 vs. 2012-13 Opponents:** Her four steals vs. Massachusetts tied for SLU's season high ... had a personal season high of eight rebounds (team high) at Fordham ... added four assists to her eight rebounds at Fordham ... distributed four assists at Xavier.

Career Statistics

Season	GP	GS	Min	Avg	FG	FGA	Pct	3FG	FGA	Pct	FT	FTA	Pct	Off	Def	Reb	Avg	PF	FO	A	TO	B	S	Pts	Avg
2009-10	30	2	656	21.9	63	186	.339	28	83	.337	25	33	.758	10	44	54	1.8	32	0	73	63	0	33	179	6.0
2010-11	29	10	742	25.6	93	285	.326	42	138	.304	39	44	.886	22	47	69	2.4	39	0	78	98	0	34	267	9.2
2011-12	17	6	417	24.5	59	166	.355	18	51	.353	11	13	.846	6	29	35	2.1	13	0	53	60	0	18	147	8.6
2012-13	20	19	745	37.2	62	174	.356	25	83	.301	30	36	.833	7	78	85	4.3	26	0	96	59	5	20	179	9.0
Totals	96	37	2560	26.7	277	811	.342	113	355	.318	105	126	.833	45	198	243	2.5	110	0	300	280	5	105	772	8.0



#50 • Mallery Eggert

Senior Center • 6-2

Oak Forest, Ill.

Marian Catholic H.S.

2012-13: Turned in seven points, eight rebounds and an assist at Richmond ... tied for the team lead with seven rebounds and had a steal vs. Saint Joseph's ... tied for game-high honors with five rebounds and added three points, one assist, one block and one steal at Duquesne ... had a career-high four assists to

go with 10 points, six rebounds and a steal vs. VCU ... registered five points, five rebounds (four offensive) and an assist at Southeast Missouri State ... tallied 10 points, six rebounds (four offensive), two assists and a steal vs. Winthrop ... had 14 points, four rebounds and a steal vs. Northern Iowa ... scored four points, tied for game-high rebounding honors with seven (game-high and season-high six offensive) and made a game-high four steals at Drake ... tied for the team lead with 15 points (6-of-11 FG) and eight rebounds (five offensive) vs. Memphis ... had four points and six rebounds at Evansville ... scored a career- and team-high 17 points, tied for game-high honors with eight rebounds (five offensive) and had an assist at UT Martin ... tallied 13 points and tied for game-high honors with eight rebounds vs. UIC ... scored 14 points and grabbed a game-high 12 rebounds (tying the SLU season high, including five offensive) at Valparaiso ... tied her career high with 16 points (career-high eight FGs, 8-of-10) to go with 10 rebounds, a career-high six steals, a career-high-tying two blocks and an assist vs. Indiana State ... turned in 11 points, seven rebounds (four offensive), two steals and a block vs. Western Illinois ... tied for game-high scoring honors with 12 points and added seven rebounds and an assist at Nebraska Omaha ... tallied seven points, two rebounds and a steal at No. 11 Oklahoma ... had eight points, three rebounds and two assists at UMKC ... scored five points, tied for game-high honors with eight rebounds, and tied for game-high honors with a career-high three steals at Missouri.

2011-12: Was named to the A-10 Commissioner's Honor Roll (minimum 3.5 GPA) for both semesters ... was named Performer of the Week by Pickin Splinters Dec. 12 ... played in all 31 games and started 25, both career highs ... for all games, tied for fourth in the A-10 in offensive rebounding (team-high 2.8 orpg, career-high 88 total) and was 12th in rebounding (career-high-tying 6.8 rpg, second on the team) ... tied for ninth in the conference in double-figure rebound games (six), and tied for 12th in double-doubles (three) ... in A-10 contests only, was fifth in field goal percentage (team-high .535), tied for sixth in offensive rebounding (team-high 2.8 orpg) and 12th in rebounding (6.6 rpg, second on the team) ... her 7-of-8 shooting performance vs. La Salle tied for fourth best in the A-10 ... led the Billikens in field goal percentage (.464) ... finished second on the team with a career-high 211 rebounds, good for fourth place on SLU's single-season list for juniors ... also was second in free throws (career-high 57) and free-throw attempts (career-high 94) ... also posted career highs for a season in points (237), scoring average (7.6 ppg), field goals (90), steals (17), minutes (707) and minutes per game (22.8) ... led Saint Louis in rebounding 12 times, second most on the team ... had at least four offensive rebounds 11 times. **Notable Performances Last Season vs. 2012-13 Opponents:** Netted a team-high 14 points (career-high seven field goals) and added nine rebounds (five offensive) vs. La Salle ... led the Billikens in scoring (14 points, 6-of-11 FG) and rebounding (seven) at Xavier ... scored 12 points (5-of-7 FG) at George Washington ... collected a team-high 11 boards vs. Rhode Island ... registered five offensive rebounds at Dayton and Fordham.

Career Highs

Points – 17 at UT Martin, 12/6/12

Field Goals – 8 vs. Indiana State, 11/29/12

3-Point FGs – None

Free Throws – 8 vs. Richmond, 1/28/12

FT Attempts – 10 vs. Richmond, 1/28/12

Rebounds – 16 vs. Florida Atlantic, 12/19/10

Offensive Rebounds – 7, twice, last vs. Eastern Michigan, 12/29/11

Assists – 4 vs. VCU, 1/12/13

Blocks – 2, three times, last vs. Indiana State, 11/29/12

Steals – 6 vs. Indiana State, 11/29/12

Minutes – 39 vs. Charlotte, 2/22/12

Season Highs

Points – 17 at UT Martin, 12/6/12

Field Goals – 8 vs. Indiana State, 11/29/12

3-Point FGs – None

Free Throws – 6 at Omaha, 11/21/12

FT Attempts – 8 at Omaha, 11/21/12

Rebounds – 12 at Valparaiso, 12/1/12

Offensive Rebounds – 6 at Drake, 12/21/12

Assists – 4 vs. VCU, 1/12/13

Blocks – 2 vs. Indiana State, 11/29/12

Steals – 6 vs. Indiana State, 11/29/12

Minutes – 38 at Valparaiso, 12/1/12

2010-11: Received the team's Billiken Award, given to the player who best exemplifies a combination of passion, leadership, selflessness and community involvement ... played in all 29 games and was third on the team with 24 starts ... for all games, was 11th in the A-10 in offensive rebounding (2.6 orpg) and 12th in total rebounding (6.8 rpg) ... in conference games, ranked 12th in total rebounding (7.0 rpg) and tied for 12th in offensive rebounding (2.4 orpg) ... led the Billikens in field goal percentage (.435) and blocks (11) ... was second on the team in rebounds (196), rebounding average (6.8 rpg), offensive rebounds (75) and offensive rebounding average (2.6 orpg) ... averaged a team-high 7.0 rebounds (team-high 98 rebounds) in conference games ... tied for the team scoring lead twice ... led the team or tied for the team lead in rebounding 11 times, second most on the squad ... scored in double figures seven times ... produced five double-figure rebounding games. **Notable Performances in 2010-11 vs. 2012-13 Opponents:** Tied the Bills' season high with a career-high two blocks vs. Dayton ... turned in a double-double at Rhode Island (12 points on 5-of-10 FG, game-high 11 rebounds including five offensive), one of two on the season ... tied for the team scoring lead with 10 points at Temple (3-of-4 FG, 4-of-4 FT) ... registered 10 points (3-of-5 FG) and six rebounds at Massachusetts ... was the game-high rebounder against Dayton (11) ... collected a team-high 10 boards vs. George Washington.

2009-10: Played in 27 games and started two ... third on the team in field-goal percentage (.486). **Notable Performances in 2009-10 vs. 2012-13 Opponents:** Enjoyed her season scoring high of four points vs. Butler ... pulled down three offensive rebounds among her five caroms vs. Rhode Island.

Career Statistics

Season	GP	GS	Min	Avg	FG	FGA	Pct	3FG	FGA	Pct	FT	FTA	Pct	Off	Def	Reb	Avg	PF	FO	A	TO	B	S	Pts	Avg
2009-10	27	2	240	8.9	17	35	.486	0	0	.000	5	14	.357	22	52	74	2.7	31	0	0	15	1	6	39	1.4
2010-11	29	24	644	22.2	64	147	.435	0	0	.000	36	60	.600	75	121	196	6.8	72	0	10	37	11	13	164	5.7
2011-12	31	25	707	22.8	90	194	.464	0	0	.000	57	94	.606	88	123	211	6.8	80	0	11	40	3	17	237	7.6
2012-13	20	15	531	26.6	69	162	.426	0	0	.000	42	68	.618	53	76	129	6.5	58	2	16	44	4	21	180	9.0
Totals	107	66	2122	19.8	240	538	.446	0	0	.000	140	236	.593	238	372	610	5.7	241	2	37	136	19	57	620	5.8



#21 • Courtney Webb

RS Senior Guard • 5-8

Benton Harbor, Mich.

Benton Harbor H.S. • DePaul

2012-13: Played five minutes at Richmond ... grabbed a rebound vs. Saint Joseph's ... had four points and four rebounds at Duquesne ... scored 11 points (3-of-7 3-pointers) and grabbed six rebounds vs. VCU ... scored three points and added five rebounds, three assists, two steals and

a block at Southeast Missouri State ... had 14 points (tied her career high for 3-pointers, 4-of-7) to go with three rebounds, three assists and a steal vs. Winthrop ... scored 13 points, tied for the team lead with seven rebounds and added a career-high four assists vs. Northern Iowa ... tallied 13 points, four rebounds and an assist at Drake ... tossed in 11 points, grabbed six rebounds and added two assists, a block and a steal vs. Memphis ... scored 12 points to go with four rebounds, a block and a steal at Evansville ... had 10 points, four rebounds, two assists and a steal at UT Martin ... netted 13 points (three 3-pointers), collected four rebounds (three offensive) and added two assists and two steals vs. UIC ... scored a game-high-tying 15 points and added four rebounds and an assist at Valparaiso ... had five points, three rebounds and an assist vs. Indiana State ... scored a game-high 16 points (tying her career high with four 3-pointers, 4-of-6), had career highs of eight rebounds and four offensive rebounds, and added two assists and a steal vs. Western Illinois ... registered eight points, three rebounds and two assists at Nebraska Omaha ... had six points and two rebounds at No. 11 Oklahoma ... scored 10 points and tied for game-high honors with five rebounds at UMKC ... tallied a team-high 17 points, including three 3-pointers, and grabbed four rebounds, including a career-high-tying three offensive boards, at Missouri.

2011-12: Her first season with the Billikens after sitting out the 2010-11 campaign following her transfer from DePaul ... played in all 31 games and started 13, including the final nine games of the season ... in all games, was 12th in the A-10 in 3-point field goal percentage (.348, second on the team) and 20th in scoring (team-high 11.4 ppg, 354 points) ... had five games with 20 or more points, tying for eighth in the league ... in A-10 games only, finished sixth in 3-point field goal percentage (team-high .387) and tied for sixth in 3-point field goals per game (1.7) ... led the Billikens in field goals (134) and 3-point field goals (48) ... was second on the team in free-throw percentage (.864) and tied for third in blocks (six) ... led the Billikens in scoring 11 times, most on the team, and also had a team-high 17 double-figure scoring totals. **Notable Performances Last Season vs. 2012-13 Opponents:** Tied for the team season high with four 3-pointers vs. George Washington ... had a team-high 21 points (8-of-15 FG) and added five rebounds vs. Massachusetts ... hit all four of her 3-point attempts in a team-high 14-point showing at George Washington ... led SLU with 12 points and collected five rebounds vs. Dayton in the A-10 Championship quarterfinals ... scored 11 points at Xavier and 10 points vs. Temple.

AT DEPAUL: Played in 29 games in two seasons for the Blue Demons and tallied 69 points and 33 rebounds ... was a Big East Conference All-Academic selection as a freshman.

Career Highs

Points – 23 vs. UMKC, 12/20/11

Field Goals – 10 vs. UMKC, 12/20/11

3-Point FGs – 4, eight times, last vs. Winthrop, 12/31/12

Free Throws – 6 vs. Charlotte, 3/2/12

FT Attempts – 7 vs. Charlotte, 3/2/12

Rebounds – 8 vs. Western Illinois, 11/24/12

Offensive Rebounds – 4 vs. Western Illinois, 11/24/12

Assists – 4 vs. Northern Iowa, 12/29/12

Blocks – 2 vs. Saint Francis (Pa.), 12/30/11

Steals – 2, six times, last at Southeast Missouri State, 1/9/13

Minutes – 38 vs. Illinois-Chicago, 12/3/12

Season Highs

Points – 17 at Missouri, 11/9/12

Field Goals – 6, three times, last vs. Northern Iowa, 12/29/12

3-Point FGs – 4, twice, last vs. Winthrop, 12/31/12

Free Throws – 4 at Missouri, 11/9/12

FT Attempts – 4, twice, last at Evansville, 12/9/12

Rebounds – 8 vs. Western Illinois, 11/24/12

Offensive Rebounds – 4 vs. Western Illinois, 11/24/12

Assists – 4 vs. Northern Iowa, 12/29/12

Blocks – 1, three times, last at Southeast Missouri State, 1/9/13

Steals – 2, twice, last at Southeast Missouri State, 1/9/13

Minutes – 38 vs. Illinois-Chicago, 12/3/12

Career Statistics

Season	GP	GS	Min	Avg	FG	FGA	Pct	3FG	FGA	Pct	FT	FTA	Pct	Off	Def	Reb	Avg	PF	FO	A	TO	B	S	Pts	Avg
2011-12	31	13	666	21.5	134	357	.375	48	138	.348	38	44	.864	22	63	85	2.7	59	0	30	65	6	13	354	11.4
2012-13	20	16	558	27.9	68	188	.362	29	92	.315	16	25	.640	23	55	78	3.9	45	0	23	50	3	9	181	9.1
Totals	51	29	1224	24.0	202	545	.371	77	230	.335	54	69	.783	45	118	163	3.2	104	0	53	115	9	22	535	10.5



#00 • Halee Castleman

Junior Guard • 5-8

Springdale, Ark.

Har-ber H.S.

2012-13: Had five points, seven rebounds and two steals at Richmond ... tallied five points, six rebounds and two assists vs. Saint Joseph's ... tied for game-high honors with five rebounds to go with four points and an assist at Duquesne ... had six points, four rebounds and an assist vs. VCU ... tied

for the team's season high with a career-high 12 rebounds and scored four points at Southeast Missouri State ... tied for the team high with eight rebounds, had a career-high two blocks and added two points and a steal vs. Winthrop ... scored a season-high eight points and grabbed four rebounds vs. Northern Iowa ... had four rebounds and a steal at Drake ... chipped in two points and three rebounds vs. Memphis ... had four points, including a key 3-pointer, and three rebounds at Evansville ... scored a season-high five points and grabbed two rebounds at UT Martin ... contributed two points, three rebounds and an assist vs. UIC ... had two points, two rebounds and a steal at Valparaiso ... collected a rebound vs. Indiana State ... grabbed a rebound vs. Western Illinois ... had two points, five rebounds, an assist and a steal at Nebraska Omaha ... registered two points, an assist and a steal at No. 11 Oklahoma ... pulled down four rebounds and added two assists at UMKC ... had two points and a rebound at Missouri.

2011-12: Played in 27 games, including 12 Atlantic 10 contests, and started seven times ... was third on the team in fewest fouls per 40 minutes (3.08) ... shot a solid 72.4 percent (21-of-29) from the foul line.

Notable Performances Last Season vs. 2012-13 Opponents: Scored seven points (3-of-3 FT) and had six rebounds, including a career-high four offensive boards, at George Washington.

2010-11: Played in 17 games, including 11 conference contests.

Career Highs

Points – 9 vs. Murray State, 11/21/10

Field Goals – 3, four times, last vs. Northern Iowa, 12/29/12

3-Point FGs – 1, four times, last at Richmond, 1/23/13

Free Throws – 4, twice, last vs. VCU, 1/12/13

FT Attempts – 6 vs. VCU, 1/12/13

Rebounds – 12 at Southeast Missouri State, 1/9/13

Offensive Rebounds – 4 at George Washington, 1/25/12

Assists – 4 vs. Charlotte, 1/27/13

Blocks – 2 vs. Winthrop, 12/31/12

Steals – 2, twice, last at Richmond, 1/23/13

Minutes – 37 at Richmond, 1/23/13

Season Highs

Points – 8 vs. Northern Iowa, 12/29/12

Field Goals – 3 vs. Northern Iowa, 12/29/12

3-Point FGs – 1, four times, last at Richmond, 1/23/13

Free Throws – 4 vs. VCU, 1/12/13

FT Attempts – 6 vs. VCU, 1/12/13

Rebounds – 12 at Southeast Missouri State, 1/9/13

Offensive Rebounds – 3 at Southeast Missouri State, 1/9/13

Assists – 4 vs. Charlotte, 1/27/13


Blocks – 2 vs. Winthrop, 12/31/12

Steals – 2 at Richmond, 1/23/13

Minutes – 37 at Richmond, 1/23/13

Career Statistics

Season	GP	GS	Min	Avg	FG	FGA	Pct	3FG	FGA	Pct	FT	FTA	Pct	Off	Def	Reb	Avg	PF	FO	A	TO	B	S	Pts	Avg
2010-11	17	0	130	7.6	10	26	.385	0	3	.000	10	16	.625	2	15	17	1.0	8	0	5	10	0	5	30	1.8
2011-12	27	7	273	10.1	14	52	.269	0	0	.000	21	29	.724	15	33	48	1.8	21	0	12	20	4	6	49	1.8
2012-13	20	10	448	22.4	18	57	.316	4	16	.250	19	25	.760	13	64	77	3.9	35	0	13	21	2	8	59	3.0
Totals	64	17	851	13.3	42	135	.311	4	19	.211	50	70	.714	30	112	142	2.2	64	0	30	51	6	19	138	2.2



#12 • Lorreal Jones

Junior Forward • 6-0

Detroit, Mich.

Renaissance H.S.

2012-13: Recorded a double-double (11 points, game-high 11 rebounds) and added a steal at Richmond ... scored a team-high nine points, tied for the team lead with seven rebounds and added an assist vs. Saint Joseph's ... had eight points and three rebounds at Duquesne ... produced her

first double-double of the season (team-high 14 points, game-high 11 rebounds including four offensive) and added three assists vs. VCU ... scored a game-high 15 points (6-of-9 FG), tied for game-high rebounding honors with seven (four offensive) and had an assist and a steal at Drake ... tied for the team lead with 15 points and eight rebounds and added two steals and an assist vs. Memphis ... scored 12 points, tied for the team lead with eight rebounds and added three assists at Evansville ... scored 11 points, tied for game-high rebounding honors with eight, tied for the team high with a career-high five assists and made a steal at UT Martin ... led the team with 15 points, tied for game-high rebounding honors with eight and added an assist vs. UIC ... scored a game-high-tying 15 points and added four rebounds and a steal at Valparaiso ... had six points, a game-high 12 rebounds (game-high six offensive), an assist and a steal vs. Indiana State ... posted 12 points, seven rebounds, two assists and a steal vs. Western Illinois ... tied for game-high scoring honors with 12 points, pulled down a game-high nine rebounds and had a steal at Nebraska Omaha ... had game highs of 10 rebounds and six offensive rebounds and added five points and a steal at No. 11 Oklahoma ... led the team with 18 points (8-of-10 FG) to go with four rebounds and a steal at UMKC ... scored 12 points, tied for game-high honors in rebounds (eight) and offensive rebounds (four), and added a steal at Missouri.

2011-12: Played in all 31 games and started 29 ... was one of only two Billikens to start all 14 A-10 games ... for all games, finished fifth in the A-10 in rebounding (team-high 7.8 rpg) and ninth in offensive rebounding (2.6 orpg, 82 total, second on the team) ... tied for fourth in the A-10 in double-figure rebound games (nine) and tied for sixth in double-doubles (five) ... was 11th in the A-10 in rebounding (team-high 6.8 rpg) in conference games only ... had a team-high 243 rebounds, placing her seventh on the Saint Louis single-season list and third all-time among Billiken sophomores ... led SLU in free throws (74) and free-throw attempts (109) ... was third on the team in points (257), field goals (91), field goal percentage (.419), minutes (782) and minutes per game (25.2), and tied for third in steals (26) ... led the Billikens in rebounding 15 times, most on the team ... had at least four offensive rebounds eight times, including a team-season-high eight vs. Missouri ... rebounded in double figures in seven of the first eight games ... sank 19 consecutive free throws during an eight-game span ... her 8-of-8 free-throw effort vs. Missouri was the team's season best and tied for third best in the A-10.
Notable Performances Last Season vs. 2012-13 Opponents: An 8-of-9 free-throw performance helped her to a 14-point total vs. Rhode Island ... enjoyed a 13-point (5-of-6 FG, 3-of-3 FT), team-leading 11-rebound (four offensive) effort vs. La Salle ... topped the team scoring chart with 13 points (5-of-9 FG) and tied for the team lead with eight boards at Dayton ...

Career Highs

Points – 19 vs. Missouri, 11/16/11
Field Goals – 8 at UMKC, 11/15/12
3-Point FGs – 1, twice, last vs. Indiana State, 11/29/12
Free Throws – 8, twice, last vs. Rhode Island, 1/22/12
FT Attempts – 14 at Murray State, 12/3/11
Rebounds – 16 at Wisconsin, 12/5/11
Offensive Rebounds – 9 vs. Murray State, 11/21/10
Assists – 5 at UT Martin, 12/6/12
Blocks – 2 vs. Missouri State, 12/12/10
Steals – 3, three times, last at Wisconsin, 12/5/11
Minutes – 39 at Drake, 12/21/12

Season Highs

Points – 18 at UMKC, 11/15/12
Field Goals – 8 at UMKC, 11/15/12
3-Point FGs – 1 vs. Indiana State, 11/29/12
Free Throws – 5, twice, last at Richmond, 1/23/13
FT Attempts – 8, three times, last at Richmond, 1/23/13
Rebounds – 13 vs. Charlotte, 1/27/13
Offensive Rebounds – 6, twice, last vs. Indiana State, 11/29/12
Assists – 5 at UT Martin, 12/6/12
Blocks – None
Steals – 2 vs. Memphis, 12/19/12
Minutes – 39 at Drake, 12/21/12

topped the team's rebounding chart in the A-10 Championship quarterfinals vs. Dayton (nine, four offensive).

2010-11: Was the only Billiken to start all 29 games ... for all games, was third in the A-10 in offensive rebounding (3.6 orpg) and seventh in total rebounding (7.3 rpg) ... in conference games, ranked fourth in offensive rebounding (3.6 orpg) and tied for 13th in total rebounding (6.9 rpg) ... led the Billikens in total rebounds (213), total rebounding average (7.3 rpg), offensive rebounds (104) and offensive rebounding average (3.6 orpg) ... ranked second on the team in free-throw attempts (86) ... was third in minutes (707) and field goal percentage (.375) ... led the team in field goal percentage (.423) in conference games only ... tied for the team scoring lead three times ... led the Bills or tied for the team rebounding lead 13 times, most on the squad ... scored in double figures seven times and had nine double-figure rebounding performances ... contributed five double-doubles ... earned at least four offensive rebounds in 13 games. **Notable Performances in 2010-11 vs. 2012-13 Opponents:** Scored a season-high 12 points at La Salle (season-high six FG, 6-of-11) ... registered a double-double vs. La Salle (12 points, game-high 10 rebounds) ... netted 10 points (tied team high) at Temple ... tallied a team-high 10 rebounds (five offensive) vs. Fordham ... scored nine points at Rhode Island (4-of-4 FG) and vs. Dayton ... topped the SLU rebounding chart at Massachusetts (seven).

Career Statistics

Season	GP	GS	Min	Avg	FG	FGA	Pct	3FG	FGA	Pct	FT	FTA	Pct	Off	Def	Reb	Avg	PF	FO	A	TO	B	S	Pts	Avg
2010-11	29	29	707	24.4	75	200	.375	0	2	.000	46	86	.535	104	109	213	7.3	59	0	12	42	5	19	196	6.8
2011-12	31	29	782	25.2	91	217	.419	1	2	.500	74	109	.679	82	161	243	7.8	71	3	21	61	5	26	257	8.3
2012-13	17	15	557	32.8	79	162	.488	1	7	.143	45	72	.625	52	86	138	8.1	45	1	19	52	0	12	204	12.0
Totals	77	73	2046	26.6	245	579	.423	2	11	.182	165	267	.618	238	356	594	7.7	175	4	52	155	10	57	657	8.5



#42 • Jenna Mueller

Junior Center • 6-2

Clarence, Mo.

South Shelby H.S.

2012-13: Hauled in an offensive rebound at Richmond ... scored four points vs. Saint Joseph's ... tied her season high with five points and pulled down three rebounds at Duquesne ... collected a rebound vs. VCU ... grabbed a rebound at Southeast Missouri State ... had a rebound vs. Winthrop ... tied

her season high with five points to go with five rebounds vs. Northern Iowa ... scored one point and gathered four rebounds at Drake ... had four points, a season-high six rebounds and a steal vs. Memphis ... tallied two points, two rebounds and a block at Evansville ... had two offensive rebounds, an assist and a steal at UT Martin ... scored one point and grabbed three rebounds (two offensive) vs. UIC ... contributed two points, a rebound and an assist at Valparaiso ... gathered three rebounds (two offensive) in four minutes vs. Indiana State ... had a rebound and an assist vs. Western Illinois ... chipped in five points and four rebounds at Nebraska Omaha ... had two rebounds and a steal at No. 11 Oklahoma ... grabbed two rebounds at UMKC ... had an offensive rebound and a steal at Missouri.

2011-12: Played in 28 games, including 13 A-10 contests, and started twice ... was second on the team in field goal percentage (.431) and tied for third in blocks (six). **Notable Performances Last Season vs. 2012-13 Opponents:** Led the team with a career-high nine rebounds at Fordham ... had five points and two steals in a win over Massachusetts ... blocked a career-high two shots vs. Temple ... pulled down seven rebounds to help beat Rhode Island.

2010-11: Played in 27 games, including all 14 conference contests ... tied for second on the team with seven blocks. **Notable Performances in 2010-11 vs. 2012-13 Opponents:** Gathered a season-high two offensive boards at Rhode Island, at Temple, vs. Fordham and at La Salle ... collected a season-high and team-high three steals vs. Fordham ... played a season-high 26 minutes at Temple ... scored eight points (3-of-5 FG), led the team with six rebounds and tied for the team high with two steals at Temple ... had five rebounds vs. Fordham and four caroms at Rhode Island.

Career Highs

Points – 10 at Charlotte, 2/19/11

Field Goals – 5 at Charlotte, 2/19/11

3-Point FGs – None

Free Throws – 2, five times, last vs. Saint Joseph's, 1/20/13

FT Attempts – 4 vs. St. Bonaventure, 2/23/11

Rebounds – 9 at Fordham, 2/26/12

Offensive Rebounds – 2, 16 times, last vs. Northern Iowa, 12/29/12

Assists – 2 vs. Charlotte, 2/22/12

Blocks – 2 vs. Temple, 2/8/12

Steals – 3, twice, last vs. Charlotte, 1/30/11

Minutes – 27 vs. Duquesne, 2/5/12

Season Highs

Points – 5, three times, last at Duquesne, 1/16/13

Field Goals – 2, four times, last at Duquesne, 1/16/13

3-Point FGs – None

Free Throws – 2 vs. Saint Joseph's, 1/20/13

FT Attempts – 2, five times, last vs. Saint Joseph's, 1/20/13

Rebounds – 6 vs. Memphis, 12/19/12

Offensive Rebounds – 2, five times, last vs. Northern Iowa, 12/29/12

Assists – 1, three times, last at UT Martin, 12/6/12

Blocks – 1 at Evansville, 12/9/12

Steals – 1, four times, last vs. Memphis, 12/19/12

Minutes – 14 at Evansville, 12/9/12

Career Statistics

Season	GP	GS	Min	Avg	FG	FGA	Pct	3FG	FGA	Pct	FT	FTA	Pct	Off	Def	Reb	Avg	PF	FO	A	TO	B	S	Pts	Avg
2010-11	27	0	283	10.5	20	69	.290	0	1	.000	6	12	.500	20	37	57	2.1	25	0	2	14	7	14	46	1.7
2011-12	28	2	326	11.6	25	58	.431	0	0	.000	11	18	.611	14	58	72	2.6	32	0	8	17	6	14	61	2.2
2012-13	20	0	157	7.9	11	28	.393	0	0	.000	7	11	.636	18	27	45	2.3	9	0	3	12	1	4	29	1.5
Totals	75	2	766	10.2	56	155	.361	0	1	.000	24	41	.585	52	122	174	2.3	66	0	13	43	14	32	136	1.8



#23 • Desirae Ball

RS Sophomore Guard • 5-9
Cincinnati, Ohio
Ursuline H.S.

2012-13: Scored a game-high-tying and season-high-tying 13 points (6-of-10 FG, including the game-winning basket) and grabbed two rebounds at Richmond ... had seven points and a steal vs. Saint Joseph's ... scored a team-high 11 points (5-of-9 FG) and added three rebounds, three assists

and a block at Duquesne ... hauled in a career-high seven rebounds to go with eight points, three assists and a steal vs. VCU ... tied her career high with a game-high five assists, scored nine points and made two steals at Southeast Missouri State ... scored 10 points to go with two rebounds and four assists vs. Winthrop ... had two points and two assists vs. Northern Iowa ... contributed 10 points, four rebounds, three assists, a block and a steal at Drake ... tallied seven points (4-of-4 FT), three rebounds and four assists vs. Memphis ... had six points, two rebounds, four assists and a game-high three steals at Evansville ... scored 10 points, tied her career high with five assists and added a steal at UT Martin ... posted seven points, five rebounds and three assists vs. UIC ... made a career-high five steals to go with five points, two rebounds and an assist at Valparaiso ... had 13 points, two rebounds, an assist and a steal vs. Indiana State ... contributed eight points, five rebounds, four assists (no turnovers) and two steals vs. Western Illinois ... had eight points, six rebounds and two assists at Nebraska Omaha ... tallied two points, two rebounds, two assists and a steal at No. 11 Oklahoma ... scored 12 points, distributed a career-high five assists and added two rebounds at UMKC ... collected two points, three rebounds and an assist at Missouri.

2011-12: Was named to the A-10 Commissioner's Honor Roll (minimum 3.5 GPA) for both semesters ... played in all 31 games and started 28 ... was one of only two Billikens to start all 14 A-10 games ... earned three A-10 Rookie of the Week nods (Jan. 9, Feb. 13, Feb. 27), second most in the conference ... was second on the team in scoring (9.2 ppg), points (286), field goals (131), fewest fouls per 40 minutes (2.10), minutes (897) and minutes per game (28.9) ... tied for third in steals (26) ... scored in double figures 15 times, second most on the team. **Notable Performances Last Season vs. 2012-13 Opponents:** Led Saint Louis with a season-high 18 points (8-of-15 FG) vs. Rhode Island ... was 8-of-12 from the field in a team-high 17-point performance vs. Temple ... contributed 12 points (5-of-9 FG), tied her season high with six rebounds and made a team-high three steals in a team-season-high 42 minutes at Fordham ... tossed in 12 points (5-of-10 FG) at George Washington ... had 11 points at Dayton (5-of-10 FG) and at Xavier ... recorded 10 points and four rebounds vs. Dayton in the A-10 Championship quarterfinals.

2010-11: Missed the entire season due to injury.

Career Highs


Points – 18, twice, last vs. Charlotte, 1/27/13
Field Goals – 8, four times, last vs. Charlotte, 1/27/13
3-Point FGs – 2, three times, last vs. Charlotte, 1/27/13
Free Throws – 4 vs. Memphis, 12/19/12
FT Attempts – 5 vs. Rhode Island, 1/22/12
Rebounds – 7 vs. VCU, 1/12/13
Offensive Rebounds – 3 vs. Missouri, 11/16/11
Assists – 5, three times, last at Southeast Missouri State, 1/9/13
Blocks – 1, five times, last at Duquesne, 1/16/13
Steals – 5 at Valparaiso, 12/1/12
Minutes – 42 at Fordham, 2/26/12

Season Highs

Points – 18 vs. Charlotte, 1/27/13
Field Goals – 8 vs. Charlotte, 1/27/13
3-Point FGs – 2, three times, last vs. Charlotte, 1/27/13
Free Throws – 4 vs. Memphis, 12/19/12
FT Attempts – 4 vs. Memphis, 12/19/12
Rebounds – 7 vs. VCU, 1/12/13
Offensive Rebounds – 2, four times, last vs. VCU, 1/12/13
Assists – 5, three times, last at Southeast Missouri State, 1/9/13
Blocks – 1, twice, last at Duquesne, 1/16/13
Steals – 5 at Valparaiso, 12/1/12
Minutes – 40, four times, last at Southeast Missouri State, 1/9/13

Career Statistics

Season	GP	GS	Min	Avg	FG	FGA	Pct	3FG	FGA	Pct	FT	FTA	Pct	Off	Def	Reb	Avg	PF	FO	A	TO	B	S	Pts	Avg
2011-12	31	28	897	28.9	131	327	.401	2	9	.222	22	32	.688	41	49	90	2.9	47	1	39	70	3	26	286	9.2
2012-13	20	20	726	36.3	71	196	.362	13	56	.232	13	20	.650	15	37	52	2.6	27	0	52	54	2	18	168	8.4
Totals	51	48	1623	31.8	202	523	.386	15	65	.231	35	52	.673	56	86	142	2.8	74	1	91	124	5	44	454	8.9



#13 • Erika Cook

Sophomore Guard • 5-11

Nashville, Tenn.

Hunters Lane H.S.

2012-13: Collected two rebounds vs. Saint Joseph's ... played three minutes at Duquesne ... had one point and one rebound vs. VCU ... played one minute at Southeast Missouri State ... grabbed three rebounds in three minutes vs. Winthrop ... played two minutes vs. Northern Iowa ...

played one minute vs. Western Illinois ... had an offensive rebound at No. 11 Oklahoma ... played four minutes at Missouri.

2011-12: Played in three games, including two A-10 contests ... snared an offensive rebound vs. Nebraska Omaha.

Career Highs

Points – 1 vs. VCU, 1/12/13

Field Goals – None

3-Point FGs – None

Free Throws – 1 vs. VCU, 1/12/13

FT Attempts – 2, twice, last vs. VCU, 1/12/13

Rebounds – 3 vs. Winthrop, 12/31/12

Offensive Rebounds – 2 vs. Saint Joseph's, 1/20/13

Assists – 1 vs. Charlotte, 1/27/13

Blocks – None

Steals – None

Minutes – 8 vs. Saint Joseph's, 1/20/13

Season Highs

Points – 1 vs. VCU, 1/12/13

Field Goals – None

3-Point FGs – None

Free Throws – 1 vs. VCU, 1/12/13

FT Attempts – 2 vs. VCU, 1/12/13

Rebounds – 3 vs. Winthrop, 12/31/12

Offensive Rebounds – 2 vs. Saint Joseph's, 1/20/13

Assists – 1 vs. Charlotte, 1/27/13

Blocks – None

Steals – None

Minutes – 8 vs. Saint Joseph's, 1/20/13

Career Statistics

Season	GP	GS	Min	Avg	FG	FGA	Pct	3FG	FGA	Pct	FT	FTA	Pct	Off	Def	Reb	Avg	PF	FO	A	TO	B	S	Pts	Avg
2011-12	3	0	6	2.0	0	0	.000	0	0	.000	0	2	.000	1	0	1	0.3	0	0	0	1	0	0	0	0.0
2012-13	10	0	38	3.8	0	10	.000	0	1	.000	1	2	.500	3	4	7	0.7	2	0	1	0	0	0	1	0.1
Totals	13	0	44	3.4	0	10	.000	0	1	.000	1	4	.250	4	4	8	0.6	2	0	1	1	0	0	1	0.1



#4 • Morgan Johnson

Sophomore Guard • 5-9

Whiteland, Ind.

Whiteland H.S.

2012-13: Played one minute vs. Saint Joseph's ... had one point and one steal at Duquesne.

2011-12: Was named to the A-10 Commissioner's Honor Roll (minimum 3.5 GPA) for both semesters ... played in 22

games, including 13 A-10 contests, and started once ... led the Billikens in assist-turnover ratio (1.47) ... was second on the team in 3-point field goals (20) and blocks (eight) ... shot 92.3 percent (12-of-13) from the foul line ... tied the team season high with four 3-pointers (4-of-7) in a 12-point performance vs. Rhode Island ... tied for the team lead with three assists and added three offensive rebounds and two blocks at Saint Joseph's ... netted a season-high 15 points (3-of-7 from 3-point range, 6-of-7 FT) and collected a season-high seven rebounds vs. Massachusetts ... sank a pair of treys, made a season-high three steals and played a season-high 25 minutes in a one-point win over Duquesne ... had a season-high four assists, grabbed six rebounds (season-high four offensive) and blocked two shots vs. Nebraska Omaha ... matched her season best with four assists at Fordham ... had four rebounds vs. Dayton in the A-10 quarterfinals ... gathered five rebounds vs. UMKC.

Career Highs

Points – 15 vs. Massachusetts, 2/15/12

Field Goals – 4 vs. Rhode Island, 1/22/12

3-Point FGs – 4 vs. Rhode Island, 1/22/12

Free Throws – 6 vs. Massachusetts, 2/15/12

FT Attempts – 7 vs. Massachusetts, 2/15/12

Rebounds – 7 vs. Massachusetts, 2/15/12

Offensive Rebounds – 4 vs. Nebraska Omaha, 1/3/12

Assists – 4, twice, last at Fordham, 2/26/12

Blocks – 2, twice, last at Saint Joseph's, 2/12/12

Steals – 3 vs. Duquesne, 2/5/12

Minutes – 25 vs. Duquesne, 2/5/12

Season Highs

Points – 1 at Duquesne, 1/16/13

Field Goals – None

3-Point FGs – None

Free Throws – 1 at Duquesne, 1/16/13

FT Attempts – 2 at Duquesne, 1/16/13

Rebounds – None

Offensive Rebounds – None

Assists – None

Blocks – None

Steals – 1 at Duquesne, 1/16/13

Minutes – 1, twice, last vs. Saint Joseph's, 1/20/13

Career Statistics

Season	GP	GS	Min	Avg	FG	FGA	Pct	3FG	FGA	Pct	FT	FTA	Pct	Off	Def	Reb	Avg	PF	FO	A	TO	B	S	Pts	Avg
2011-12	22	1	319	14.5	26	99	.263	20	80	.250	12	13	.923	20	26	46	2.1	25	0	22	15	8	7	84	3.8
2012-13	2	0	2	1.0	0	0	.000	0	0	.000	1	2	.500	0	0	0	0.0	0	0	0	0	0	1	1	0.5
Totals	24	1	321	13.4	26	99	.263	20	80	.250	13	15	.867	20	26	46	1.9	25	0	22	15	8	8	85	3.5



#34 • Denisha Womack

Freshman Forward • 6-0

Peoria, Ill.

Peoria Central H.S.

2012-13: Had four points and three rebounds at Richmond ... scored eight points and had a rebound vs. Saint Joseph's ... tallied five points, four rebounds and a block at Duquesne ... had two points and a rebound vs. VCU ... scored seven points, collected five rebounds and had one assist

and one block at Southeast Missouri State ... turned in career highs of 11 points (7-of-9 FT), eight rebounds (tied team's game high), three blocks (team high) and two steals (team high) vs. Winthrop ... scored four points, collected six rebounds and added a block vs. Northern Iowa ... posted four points, a rebound and an assist at Drake ... played four minutes vs. Memphis ... played five minutes at UT Martin ... grabbed two rebounds at Valparaiso ... had an offensive rebound vs. Indiana State ... tallied two points and a rebound vs. Western Illinois ... had a rebound at Nebraska Omaha ... collected a steal at No. 11 Oklahoma ... had two points, three rebounds and an assist at UMKC ... scored four points (4-of-4 FT) and added three rebounds and an assist at Missouri.

AT PEORIA CENTRAL: Was named to the All-Conference first team and led the Peoria area in scoring (17 ppg) as a senior ... also averaged eight rebounds, two assists and a steal her senior campaign ... missed her junior season following knee surgery but, after returning in late May, earned an all-star designation at the U.S. Junior Nationals Summer Finale ... averaged 14 points and six rebounds for Peoria Central as a sophomore ... earned Most Valuable Player accolades at the Peoria Manual Thanksgiving Tournament ... also played volleyball ... was a National Honor Society member.

Season Highs

Points – 11 vs. Winthrop, 12/31/12

Field Goals – 3, twice, last vs. Charlotte, 1/27/13

3-Point FGs – None

Free Throws – 7 vs. Winthrop, 12/31/12

FT Attempts – 9 vs. Winthrop, 12/31/12

Rebounds – 8 vs. Winthrop, 12/31/12

Offensive Rebounds – 2, twice, last at Duquesne, 1/16/13

Assists – 1, four times, last at Southeast Missouri State, 1/9/13

Blocks – 3 vs. Winthrop, 12/31/12

Steals – 2 vs. Winthrop, 12/31/12

Minutes – 28 vs. Northern Iowa, 12/29/12

Career Statistics

Season	GP	GS	Min	Avg	FG	FGA	Pct	3FG	FGA	Pct	FT	FTA	Pct	Off	Def	Reb	Avg	PF	FO	A	TO	B	S	Pts	Avg
2012-13	18	5	239	13.3	18	63	.286	0	2	.000	23	28	.821	11	32	43	2.4	24	1	4	19	6	4	59	3.3

GAME 1 – Missouri 67, SLU 51

Official Basketball Box Score -- Game Totals -- Final Statistics

Saint Louis vs Mizzou
11/9/12 7 p.m. at Mizzou Arena

Saint Louis 51 • 0-1

#	Player	Total			3-Ptr			Rebounds			PF	TP	A	TO	Blk	Stl	Min
		FG-FGA	FG-FGA	FT-FTA	FG-FGA	FG-FGA	FT-FTA	Off	Def	Tot							
12	JONES, Lorreal	f	4-9	0-0	4-6	4	4	8	5	12	0	5	0	1	33		
50	EGGERT, Mallory	c	1-4	0-0	3-4	2	6	8	3	5	1	2	0	3	25		
00	CASTLEMAN, Halee	g	0-2	0-1	2-2	0	1	1	1	2	0	2	0	0	26		
01	BRADLEY, Jacy	g	4-8	1-2	0-0	1	4	5	1	9	4	0	0	0	32		
23	BALL, Desirae	g	1-5	0-2	0-0	1	2	3	0	2	1	6	0	0	32		
13	COOK, Erika	g	0-0	0-0	0-0	0	0	0	0	0	0	0	0	0	4		
21	WEBB, Courtney	g	5-13	3-7	4-4	3	1	4	0	17	0	2	0	0	29		
34	WOMACK, Denisha	g	0-2	0-0	4-4	0	3	3	2	4	1	3	0	0	12		
42	MUELLER, Jenna	g	0-3	0-0	0-0	1	0	1	0	0	0	0	0	1	7		
	Team					1	3	4									
	Totals		15-46	4-12	17-20	13	24	37	12	51	7	22	0	5	200		

FG % 1st Half: 6-23 26.1% 2nd half: 9-23 39.1% Game: 15-46 32.6%
3FG % 1st Half: 3-6 50.0% 2nd half: 1-6 16.7% Game: 4-12 33.3%
FT % 1st Half: 14-16 87.5% 2nd half: 3-4 75.0% Game: 17-20 85.0%

Mizzou 67 • 1-0

#	Player	Total			3-Ptr			Rebounds			PF	TP	A	TO	Blk	Stl	Min
		FG-FGA	FG-FGA	FT-FTA	FG-FGA	FG-FGA	FT-FTA	Off	Def	Tot							
13	Kulas,Bri	f	7-13	4-6	0-0	0	5	5	2	18	2	1	1	1	34		
45	Smith,Liz	c	0-1	0-0	0-0	0	0	0	0	0	0	0	0	0	7		
15	Simmons,Kyle	g	1-2	1-2	0-0	0	2	2	0	3	2	1	0	3	28		
21	Crafton,Sydney	g	3-7	0-3	2-2	1	2	3	3	8	3	2	0	1	29		
32	Priede,Liene	q	0-3	0-2	1-2	0	0	0	0	1	0	1	0	0	7		
00	Saunders,Darian	g	3-6	0-1	1-2	4	4	8	4	7	0	1	3	0	19		
01	Doty,Lianna	g	2-5	1-1	2-2	2	1	3	4	7	8	3	0	3	24		
02	Stock,Morgan	g	0-1	0-1	0-0	0	0	0	1	0	0	0	0	0	3		
03	Fowler,Bree	g	1-3	1-3	0-0	0	0	0	3	3	0	1	1	0	12		
10	Stock,Maddie	g	4-12	3-11	0-0	0	0	0	0	11	0	0	0	0	13		
12	Hudyn,Michelle	g	0-0	0-0	0-0	0	0	0	0	0	0	0	0	0	1		
30	Eye,Morgan	g	3-6	3-6	0-0	0	6	6	0	9	4	0	0	0	23		
	Team					2	1	3									
	Totals		24-59	13-36	6-8	9	21	30	17	67	19	10	5	8	200		

FG % 1st Half: 12-30 40.0% 2nd half: 12-29 41.4% Game: 24-59 40.7%
3FG % 1st Half: 6-19 31.6% 2nd half: 7-17 41.2% Game: 13-36 36.1%
FT % 1st Half: 2-4 50.0% 2nd half: 4-4 100.0% Game: 6-8 75.0%

Officials: 1,201
Technical fouls: Saint Louis-JONES, Lorreal. Mizzou-Crafton,Sydney.
Attendance: 649

Score by periods	1st	2nd	Total
Saint Louis	29	22	51
Mizzou	32	35	67

Points In Off 2nd Fast
SLU 14 5 12 2 21
MU 14 21 8 2 37

Last FG - SLU 2nd-00:03, MU 2nd-01:37.
Largest lead - SLU by 3 1st-14:57, MU by 19 2nd-07:01.
Score tied - 3 times.
Lead changed - 6 times.

GAME 3 – Oklahoma 68, SLU 33

Official Basketball Box Score -- Game Totals -- Final Statistics

Saint Louis vs Oklahoma
11/18/12 2:05 p.m. at Lloyd Noble Center, Norman, Okla.

Saint Louis 33 • 0-3

#	Player	Total			3-Ptr			Rebounds			PF	TP	A	TO	Blk	Stl	Min
		FG-FGA	FG-FGA	FT-FTA	FG-FGA	FG-FGA	FT-FTA	Off	Def	Tot							
12	Jones,Lorreal	f	2-6	0-0	1-2	6	4	10	3	5	0	5	0	1	31		
50	Eggert,Mallory	c	3-7	0-0	1-2	1	1	2	4	7	0	2	0	1	25		
00	Castleman,Halee	g	1-2	0-1	0-0	0	0	0	3	2	1	1	0	1	21		
21	Webb,Courtney	g	2-10	1-7	1-2	0	2	2	3	6	0	2	0	0	28		
23	Ball,Desirae	g	0-5	0-2	2-2	0	2	2	2	2	2	4	0	1	28		
01	Bradley,Jacy	g	5-13	1-6	0-0	0	4	4	0	11	1	4	1	4	36		
13	Cook,Erika	g	0-0	0-0	0-0	1	0	1	0	0	0	0	0	0	6		
34	Womack,Denisha	g	0-3	0-0	0-0	0	0	0	2	0	0	2	0	1	17		
42	Mueller,Jenna	g	0-1	0-0	0-0	0	2	2	1	0	0	2	0	1	8		
	Team					0	2	2									
	Totals		13-47	2-16	5-8	8	17	25	18	33	4	23	1	10	200		

FG % 1st Half: 4-23 17.4% 2nd half: 9-24 37.5% Game: 13-47 27.7%
3FG % 1st Half: 2-10 20.0% 2nd half: 0-6 0.0% Game: 2-16 12.5%
FT % 1st Half: 0-0 0.0% 2nd half: 5-8 62.5% Game: 5-8 62.5%

Oklahoma 68 • 2-1

#	Player	Total			3-Ptr			Rebounds			PF	TP	A	TO	Blk	Stl	Min
		FG-FGA	FG-FGA	FT-FTA	FG-FGA	FG-FGA	FT-FTA	Off	Def	Tot							
53	McFarland,Joanna	f	0-1	0-0	0-0	1	2	3	2	0	1	1	0	0	18		
04	Griffin,Nicole	c	7-10	0-0	1-1	2	2	4	0	15	2	1	1	0	24		
03	Ellenberg,Aaryn	g	4-12	2-8	3-3	0	4	4	1	13	3	1	0	1	23		
10	Hook,Morgan	g	2-6	1-2	0-0	0	3	3	0	5	1	2	0	1	18		
25	Hand,Whitney	g	4-5	1-2	2-2	3	3	6	3	11	4	3	0	3	25		
01	Kornet,Nicole	g	2-4	2-3	0-0	1	3	4	3	6	1	2	0	0	19		
23	Manning,Maddie	g	2-3	0-0	0-0	0	0	0	0	4	1	2	0	1	23		
24	Campbell,Sharane	g	3-5	0-1	1-1	0	1	1	3	7	0	1	0	1	13		
31	Durrett,Portia	g	1-6	0-0	3-4	1	4	5	3	5	0	2	0	1	16		
45	Hartman,Jasmine	g	1-1	0-0	0-0	1	1	2	0	2	1	1	0	2	21		
	Team					2	3	5									
	Totals		26-53	6-16	10-11	11	26	37	15	68	14	16	1	10	200		

FG % 1st Half: 15-24 62.5% 2nd half: 11-29 37.9% Game: 26-53 49.1%
3FG % 1st Half: 4-8 50.0% 2nd half: 2-8 25.0% Game: 6-16 37.5%
FT % 1st Half: 6-6 100.0% 2nd half: 4-5 80.0% Game: 10-11 90.9%

Officials: Brian Hall, Michol Murray, Charles Carroll
Technical fouls: Saint Louis-None. Oklahoma-None.
Attendance: 5340

Score by periods	1st	2nd	Total
Saint Louis	10	23	33
Oklahoma	40	28	68

Points In Off 2nd Fast
SLU 12 11 6 2 11
OU 26 25 8 0 24

Last FG - SLU 2nd-02:22, OU 2nd-02:02.
Largest lead - SLU None, OU by 35 2nd-04:46.
Score tied - 0 times.
Lead changed - 0 times.

GAME 2 – UMKC 56, SLU 53

Official Basketball Box Score -- Game Totals -- Final Statistics

Saint Louis vs Kansas City
11/15/12 7:00 p.m. at Kansas City, Mo. - SRC

Saint Louis 53 • 0-2

#	Player	Total			3-Ptr			Rebounds			PF	TP	A	TO	Blk	Stl	Min
		FG-FGA	FG-FGA	FT-FTA	FG-FGA	FG-FGA	FT-FTA	Off	Def	Tot							
12	JONES, Lorreal	f	8-10	0-0	2-2	0	4	4	3	18	0	3	0	1	35		
50	EGGERT, Mallory	c	3-5	0-0	2-2	1	2	3	1	8	2	4	0	0	26		
01	BRADLEY, Jacy	g	1-1	1-1	0-0	1	4	5	1	3	7	5	0	1	33		
21	WEBB, Courtney	g	4-9	2-5	0-0	0	5	5	3	10	0	4	0	0	31		
23	BALL, Desirae	g	5-11	2-5	0-0	1	1	2	3	12	5	4	0	0	36		
00	CASTLEMAN, Halee	g	0-1	0-1	0-0	0	4	4	0	2	2	0	0	0	20		
34	WOMACK, Denisha	g	1-3	0-0	0-0	1	2	3	0	2	1	1	0	0	13		
42	MUELLER, Jenna	g	0-0	0-0	0-0	0	2	2	0	0	0	0	0	0	6		
	Team					1	2	3									
	Totals		22-40	5-12	4-4	5	26	31	15	53	17	23	0	2	200		

FG % 1st Half: 11-21 52.4% 2nd half: 11-19 57.9% Game: 22-40 55.0%
3FG % 1st Half: 3-6 50.0% 2nd half: 2-6 33.3% Game: 5-12 41.7%
FT % 1st Half: 2-2 100.0% 2nd half: 2-2 100.0% Game: 4-4 100.0%

Kansas City 56 • 2-1

#	Player	Total			3-Ptr			Rebounds			PF	TP	A	TO	Blk	Stl	Min
		FG-FGA	FG-FGA	FT-FTA	FG-FGA	FG-FGA	FT-FTA	Off	Def	Tot							
01	NEZIANYA, Kim	f	3-8	0-2	0-0	0	1	1	2	6	3	3	0	4	27		
33	HILL, Ashli	c	4-5	0-0	0-0	1	0	1	2	8	0	0	2	1	18		
15	O'CONNOR, Eilise	g	7-13	1-3	8-8	0	5	5	3	23	3	1	0	4	40		
21	BLAKESLEY, Emile	g	1-7	1-6	0-0	0	1	1	1	3	2	0	0	2	25		
23	DUDDING, Lauren	g	0-5	0-3	0-0	1	0	1	0	0	1	1	0	0	26		
04	BARNWELL, Kelsey	g	1-3	0-1	0-0	0	1	1	0	2	0	0	0	1	9		
12	HARDIEK, Lexis	g	2-3	2-3	0-0	0	0	0	0	6	1	0	0	0	18		
13	LEATHERS, Taylor	g	1-2	0-0	0-0	1	2	3	2	0	0	0	0	1	19		
34	HOUSER, Hailey	g	0-5	0-0	6-8	1	2	3	2	6	0	2	3	1	18		
	Team					0	1	1									
	Totals		19-51	4-18	14-16	4	13	17	10	56	10	7	5	14	200		

FG % 1st Half: 10-29 34.5% 2nd half: 9-22 40.9% Game: 19-51 37.3%
3FG % 1st Half: 2-11 18.2% 2nd half: 2-7 28.6% Game: 4-18 22.2%
FT % 1st Half: 3-4 75.0% 2nd half: 11-12 91.7% Game: 14-16 87.5%

Officials: Nick Marshall, Debbie Adams, Ty Bills
Technical fouls: Saint Louis-None. Kansas City-None.
Attendance: 649

Score by periods	1st	2nd	Total
Saint Louis	27	26	53
Kansas City	25	31	56

Points In Off 2nd Fast
SLU 14 5 12 2 21
MU 14 21 8 2 37

Last FG - SLU 2nd-00:03, MU 2nd-01:37.
Largest lead - SLU by 3 1st-14:57, MU by 19 2nd-07:01.
Score tied - 3 times.
Lead changed - 6 times.

GAME 5 – SLU 55, Western Illinois 44

Official Basketball Box Score -- Game Totals -- Final Statistics
Western Illinois vs Saint Louis
11/24/12 2:00 pm at St. Louis, Mo. (Chaifetz Arena)

Western Illinois 44 • 1-4

#	Player	Total			3-Ptr			Rebounds			PF	TP	A	TO	Blk	Stl	Min
		FG-FGA	FG-FGA	FT-FTA	Off	Def	Tot	Off	Def	Tot							
22	SALVATORI, Michele	f	2-7	0-1	0-0	2	1	3	1	4	2	0	0	1	25		
42	EVANS, Rachel	f	1-2	0-0	0-0	0	0	0	3	2	0	1	0	1	10		
14	MAHER, Michelle	g	2-8	1-4	0-0	0	3	3	0	5	3	2	0	0	24		
15	HENRICSON, Rebecca	g	2-3	1-2	0-0	0	2	2	0	5	1	2	0	0	27		
21	KONTAUITAITE, Saule	g	2-6	0-4	0-0	1	1	2	1	4	1	2	0	0	27		
04	REED, Charnelle	f	1-6	1-3	1-2	0	1	1	0	4	1	2	0	0	14		
05	LUKE, Ashley	f	3-6	0-0	0-0	4	2	6	1	6	2	1	1	1	19		
10	JONES, Christina	f	0-1	0-0	0-0	0	0	0	0	0	1	0	0	0	5		
12	RIEGER, Jackie	f	2-2	0-0	0-1	0	2	2	1	4	2	1	0	1	16		
23	PHILLIPS, Karis	f	0-1	0-0	0-0	1	0	1	2	0	1	0	0	1	11		
25	SKOTOWSKI, Liz	f	0-0	0-0	0-0	0	0	0	0	0	0	0	0	0	6		
32	HARMON, Paige	f	1-2	1-2	0-0	0	3	3	0	3	0	0	0	0	3		
33	KUDZIELA, Martyna	f	1-2	0-0	0-0	0	0	0	0	2	0	1	0	0	4		
44	REICHEL, Sophie	f	2-4	1-3	0-0	0	0	0	0	5	0	2	0	0	9		
	Team					0	1	1									
	Totals		19-50	5-19	1-3	8	16	24	9	44	14	15	1	7	200		

FG % 1st Half: 9-29 31.0% 2nd half: 10-21 47.6% Game: 19-50 38.0% Deadball Rebounds 0
 3FG % 1st Half: 1-10 10.0% 2nd half: 4-9 44.4% Game: 5-19 26.3%
 FT % 1st Half: 0-0 0.0% 2nd half: 1-3 33.3% Game: 1-3 33.3%

Saint Louis 55 • 2-3

#	Player	Total			3-Ptr			Rebounds			PF	TP	A	TO	Blk	Stl	Min
		FG-FGA	FG-FGA	FT-FTA	Off	Def	Tot	Off	Def	Tot							
12	JONES, Lorreal	f	5-9	0-0	2-4	2	5	7	3	12	2	3	0	1	32		
50	EGGERT, Mallory	c	5-8	0-0	1-2	4	3	7	1	11	0	4	1	2	34		
01	BRADLEY, Jacy	g	2-5	1-3	1-1	0	4	4	1	6	6	3	0	3	37		
21	WEBB, Courtney	g	6-15	4-6	0-0	4	4	8	1	16	2	3	0	1	32		
23	BALL, Desirae	g	4-8	0-2	0-0	1	4	5	0	8	4	0	0	2	37		
00	CASTLEMAN, Halee	f	0-1	0-0	0-0	0	1	1	0	0	0	0	0	0	13		
13	COOK, Erika	f	0-1	0-0	0-0	0	0	0	0	0	0	0	0	0	1		
34	WOMACK, Denisha	f	1-2	0-1	0-0	0	1	1	1	2	0	2	0	0	7		
42	MUELLER, Jenna	f	0-0	0-0	0-0	0	1	1	0	0	1	0	0	0	6		
	Team					0	2	2									
	Totals		23-49	5-12	4-7	11	25	36	7	55	15	16	1	9	200		

FG % 1st Half: 10-25 40.0% 2nd half: 13-24 54.2% Game: 23-49 46.9% Deadball Rebounds 2
 3FG % 1st Half: 4-7 57.1% 2nd half: 1-5 20.0% Game: 5-12 41.7%
 FT % 1st Half: 1-4 25.0% 2nd half: 3-3 100.0% Game: 4-7 57.1%

Officials: Technical fouls: Western Illinois-None. Saint Louis-None.
 Attendance: 336

Score by periods	1st	2nd	Total
Western Illinois	19	25	44
Saint Louis	25	30	55

Last FG - WIU 2nd-01:44, SLU 2nd-03:28. Score tied - 0 times. Lead changed - 1 time.
 Largest lead - WIU by 2 1st-18:32, SLU by 17 2nd-03:28.

GAME 7 – SLU 53, Valparaiso 47

Official Basketball Box Score -- Game Totals -- Final Statistics
Saint Louis vs Valparaiso
12/01/12 1:35 p.m. at Valparaiso, Ind. (ARC)

Saint Louis 53 • 3-4

#	Player	Total			3-Ptr			Rebounds			PF	TP	A	TO	Blk	Stl	Min
		FG-FGA	FG-FGA	FT-FTA	Off	Def	Tot	Off	Def	Tot							
12	JONES, Lorreal	f	5-11	0-1	5-8	2	2	4	2	15	0	2	0	1	34		
50	EGGERT, Mallory	c	6-14	0-0	2-4	5	7	12	2	14	0	2	0	0	38		
01	BRADLEY, Jacy	g	0-3	0-3	0-1	0	4	4	1	0	8	1	0	0	37		
21	WEBB, Courtney	g	6-14	1-5	2-2	1	3	4	1	15	1	2	0	0	36		
23	BALL, Desirae	g	2-6	1-1	0-1	0	2	2	1	5	1	1	0	5	37		
00	CASTLEMAN, Halee	f	0-1	0-0	2-2	1	1	2	3	2	0	1	0	1	10		
34	WOMACK, Denisha	f	0-0	0-0	0-0	0	2	2	0	0	0	1	0	0	3		
42	MUELLER, Jenna	f	1-2	0-0	0-0	1	1	1	0	2	1	1	0	0	5		
	Team					1	1	2									
	Totals		20-51	2-10	11-18	11	22	33	10	53	11	11	0	7	200		

FG % 1st Half: 9-25 36.0% 2nd half: 11-26 42.3% Game: 20-51 39.2% Deadball Rebounds 3
 3FG % 1st Half: 1-7 14.3% 2nd half: 1-3 33.3% Game: 2-10 20.0%
 FT % 1st Half: 3-4 75.0% 2nd half: 8-14 57.1% Game: 11-18 61.1%

Valparaiso 47 • 2-5

#	Player	Total			3-Ptr			Rebounds			PF	TP	A	TO	Blk	Stl	Min
		FG-FGA	FG-FGA	FT-FTA	Off	Def	Tot	Off	Def	Tot							
14	GERARDOT, Tabitha	f	5-11	2-2	0-0	7	2	9	1	12	1	2	0	1	28		
31	LANGE, Gina	f	1-3	0-1	0-0	1	3	4	2	0	0	1	0	0	20		
03	SCOTT, Shaquira	g	3-9	0-2	1-2	0	1	1	1	7	0	1	0	0	22		
12	RICHARDS, Laura	g	1-6	0-2	0-0	1	0	1	1	2	1	1	0	0	25		
23	RICHARDSON, Charae	g	3-7	1-2	0-1	0	6	6	3	7	3	3	0	2	28		
00	CARR, Jessica	f	0-2	0-2	0-0	1	0	1	0	0	3	2	0	0	14		
05	DEAN, Abby	f	1-2	1-1	0-0	0	0	0	0	3	1	2	0	0	9		
21	MILLER, Lexi	f	0-0	0-0	0-0	0	0	0	0	0	0	1	0	0	1		
25	HORTON, Liz	f	3-5	0-2	0-0	0	3	3	1	6	1	0	1	1	14		
32	JANSONE, Ieva	f	0-0	0-0	0-0	0	0	0	0	0	0	1	0	0	4		
33	CALLAWAY, Maegan	f	2-6	0-1	0-0	0	2	2	2	4	0	1	2	0	15		
44	WIEDEMANN, Jessi	f	1-3	1-2	1-5	2	2	4	1	4	1	2	0	0	20		
	Team					2	5	7									
	Totals		20-54	5-17	2-8	14	24	38	14	47	11	16	3	4	200		

FG % 1st Half: 12-28 42.9% 2nd half: 8-26 30.8% Game: 20-54 37.0% Deadball Rebounds 4
 3FG % 1st Half: 3-11 27.3% 2nd half: 2-6 33.3% Game: 5-17 29.4%
 FT % 1st Half: 0-0 0.0% 2nd half: 2-8 25.0% Game: 2-8 25.0%

Officials: Rod Creech, Andrew Bills, Candice Daniel
 Technical fouls: Saint Louis-None. Valparaiso-None.
 Attendance: 445

Score by periods	1st	2nd	Total
Saint Louis	22	31	53
Valparaiso	27	20	47

GAME 6 – Indiana State 48, SLU 46

Official Basketball Box Score -- Game Totals -- Final Statistics
Indiana State vs Saint Louis
11/29/12 7:00 p.m. at St. Louis, Mo.

Indiana State 48 • 4-2

#	Player	Total			3-Ptr			Rebounds			PF	TP	A	TO	Blk	Stl	Min
		FG-FGA	FG-FGA	FT-FTA	Off	Def	Tot	Off	Def	Tot							
34	Mahan, Racheal	f	9-14	0-0	5-9	3	3	6	2	23	0	4	0	1	33		
10	Valley, Jessica	g	0-3	0-2	0-0	1	1	2	0	1	1	1	1	1	31		
21	Johnson, Kasey	g	1-4	1-2	0-0	0	0	0	1	3	1	2	1	1	22		
23	Whitley, Taylor	g	1-7	0-1	0-0	0	4	4	1	2	7	2	0	2	37		
33	Munn, Anna	g	5-11	2-6	2-2	1	2	3	0	14	3	2	0	1	38		
00	Zurek, Natasha	f	2-3	0-0	0-0	0	0	0	1	4	1	0	0	1	14		
03	Laramie, Marina	f	1-1	0-0	0-0	0	1	1	3	2	0	3	0	1	16		
44	Franklin, Travecia	f	0-1	0-0	0-0	0	0	0	1	0	0	0	0	0	9		
	Team					2	2	4									
	Totals		19-44	3-11	7-11	7	13	20	11	48	13	17	2	8	200		

FG % 1st Half: 11-24 45.8% 2nd half: 8-20 40.0% Game: 19-44 43.2% Deadball Rebounds 1,1
 3FG % 1st Half: 2-7 28.6% 2nd half: 1-4 25.0% Game: 3-11 27.3%
 FT % 1st Half: 4-4 100.0% 2nd half: 3-7 42.9% Game: 7-11 63.6%

Saint Louis 46 • 2-4

#	Player	Total			3-Ptr			Rebounds			PF	TP	A	TO	Blk	Stl	Min
		FG-FGA	FG-FGA	FT-FTA	Off	Def	Tot	Off	Def	Tot							
12	JONES, Lorreal	f	2-10	1-1	1-2	6	6	12	4	6	1	4	0	1	34		
50	EGGERT, Mallory	c	8-10	0-0	0-1	1	9	10	5	16	1	2	2	6	33		
01	BRADLEY, Jacy	g	2-9	0-2	2-2	0	0	0	0	6	7	5	0	0	40		
21	WEBB, Courtney	g	2-7	1-3	0-0	1	2	3	2	5	1	3	0	0	32		
23	BALL, Desirae	g	5-9	1-2	2-2	0	2	2	0	13	1	6	0	1	40		
00	CASTLEMAN, Halee	f	0-0	0-0	0-0	0</											

GAME 9 – UT Martin 78, SLU 62

Official Basketball Box Score -- Game Totals -- Final Statistics
Saint Louis vs UT Martin
 12-6-12 7 p.m. at Elam Center - Martin, Tenn.

Saint Louis 62 • 4-5

#	Player	Total			3-Ptr			Rebounds			PF	TP	A	TO	Blk	Stl	Min
		FG-FGA	FT-FTA	Off	Def	Tot	FG-FGA	FT-FTA	Off	Def							
01	BRADLEY, Jacy	* 3-8	3-5	0-0	0	4	4	2	9	3	4	0	0	0	38		
12	JONES, Lorreal	* 4-10	0-0	3-3	3	5	8	1	11	5	4	0	1	35			
21	WEBB, Courtney	* 4-9	2-6	0-0	1	3	4	3	10	2	2	0	1	31			
23	BALL, Desirae	* 5-13	0-1	0-0	0	0	0	2	10	5	3	0	1	38			
50	EGGERT, Mallory	* 6-12	0-0	5-6	5	3	8	3	17	1	2	0	0	30			
00	CASTLEMAN, Halee	2-2	1-1	0-0	0	2	2	2	5	0	1	0	0	15			
34	WOMACK, Denisha	0-1	0-0	0-0	0	0	0	1	0	0	1	0	0	5			
42	MUELLER, Jenna	0-2	0-0	0-0	2	0	2	1	0	1	0	0	1	8			
Team					4	3	7										
Totals		24-57	6-13	8-9	15	20	35	15	62	17	17	0	4	200			
FG % 1st Half: 12-29 41.4%		2nd half: 12-28 42.9%		Game: 24-57 42.1%		Deadball Rebounds 0											
3FG % 1st Half: 3-6 50.0%		2nd half: 3-7 42.9%		Game: 6-13 46.2%													
FT % 1st Half: 2-2 100.0%		2nd half: 6-7 85.7%		Game: 8-9 88.9%													

UT Martin 78 • 4-6

#	Player	Total			3-Ptr			Rebounds			PF	TP	A	TO	Blk	Stl	Min
		FG-FGA	FT-FTA	Off	Def	Tot	FG-FGA	FT-FTA	Off	Def							
11	BUTLER, Heather	* 10-25	2-9	6-7	1	6	7	0	28	1	4	0	2	40			
12	NEWSOME, Jasmine	* 8-15	2-5	6-6	0	2	2	2	24	9	0	0	3	39			
20	SCHUBERT, Katie	* 1-2	1-2	0-0	1	1	2	1	3	1	0	0	1	23			
32	WHITE, Megan	* 3-7	3-7	0-0	0	4	4	0	9	1	0	0	2	38			
34	CRAWFORD, Shelby	* 4-5	2-3	0-0	2	3	5	4	10	2	1	0	0	27			
05	GOLDEN, Cortrice	0-0	0-0	0-0	0	0	0	0	0	0	1	1	0	2			
10	HALL, Chelsey	0-0	0-0	0-0	0	0	0	0	0	0	1	0	0	3			
33	BRYANT, Rickiesha	2-2	0-0	0-0	4	3	7	1	4	0	3	5	0	28			
Team					1	0	1										
Totals		28-56	10-26	12-13	9	19	28	8	78	14	10	6	8	200			
FG % 1st Half: 13-27 48.1%		2nd half: 15-29 51.7%		Game: 28-56 50.0%		Deadball Rebounds 0											
3FG % 1st Half: 7-16 43.8%		2nd half: 3-10 30.0%		Game: 10-26 38.5%													
FT % 1st Half: 4-4 100.0%		2nd half: 8-9 88.9%		Game: 12-13 92.3%													

Officials: Doug Klenc (r), Wayne Patterson, Cole Womack
 Technical fouls: Saint Louis-None. UT Martin-None.
 Attendance: 1208

Score by periods	1st	2nd	Total
Saint Louis	29	33	62
UT Martin	37	41	78

GAME 10 – SLU 63, Evansville 59

Official Basketball Box Score -- Game Totals -- Final Statistics
Saint Louis vs Evansville
 12-09-12 1:05 pm at Evansville, Ind. (Ford Center)

Saint Louis 63 • 5-5

#	Player	Total			3-Ptr			Rebounds			PF	TP	A	TO	Blk	Stl	Min
		FG-FGA	FT-FTA	Off	Def	Tot	FG-FGA	FT-FTA	Off	Def							
12	JONES, Lorreal	f 5-13	0-1	2-2	2	6	8	4	12	3	1	0	0	28			
50	EGGERT, Mallory	c 2-6	0-0	0-2	1	5	6	3	4	0	0	0	0	32			
01	BRADLEY, Jacy	g 8-13	3-6	4-5	0	8	8	1	23	6	3	0	0	40			
21	WEBB, Courtney	g 4-10	1-5	3-4	2	2	4	2	12	0	3	1	1	34			
23	BALL, Desirae	g 3-10	0-1	0-2	0	2	2	1	6	4	1	0	3	39			
00	CASTLEMAN, Halee	1-2	1-2	1-2	0	3	3	0	4	0	0	0	0	13			
42	MUELLER, Jenna	1-2	0-0	0-0	1	1	2	0	2	0	0	1	0	14			
Team					1	4	5										
Totals		24-56	5-15	10-17	7	31	38	11	63	13	8	2	4	200			
FG % 1st Half: 16-34 47.1%		2nd half: 8-22 36.4%		Game: 24-56 42.9%		Deadball Rebounds 4											
3FG % 1st Half: 2-9 22.2%		2nd half: 3-6 50.0%		Game: 5-15 33.3%													
FT % 1st Half: 0-0 0.0%		2nd half: 10-17 58.8%		Game: 10-17 58.8%													

Evansville 59 • 2-7

#	Player	Total			3-Ptr			Rebounds			PF	TP	A	TO	Blk	Stl	Min
		FG-FGA	FT-FTA	Off	Def	Tot	FG-FGA	FT-FTA	Off	Def							
03	Falkenstein, Chelsea	f 1-3	0-0	0-0	0	9	9	3	2	1	0	0	0	25			
21	Collins, Meagan	f 4-10	1-4	4-4	2	3	5	2	13	0	1	0	0	26			
25	Heck, Samantha	c 5-11	1-4	2-2	1	6	7	2	13	2	2	0	1	36			
01	Hart, Christian	g 7-20	6-14	0-3	0	2	2	3	20	4	4	0	1	38			
13	Friday, Laura	g 0-0	0-0	0-0	0	0	0	0	0	0	0	0	0	7			
02	Taylor, Kat	0-0	0-0	0-0	0	1	1	2	0	1	0	0	0	6			
22	Liles, Miranda	0-1	0-0	0-0	0	3	3	1	0	1	1	1	0	8			
24	Ware, Taylor	1-5	0-1	0-0	2	1	3	1	2	1	0	0	0	21			
33	Miller, Juliann	4-8	1-2	0-0	1	1	2	3	9	4	2	0	1	33			
Team					0	1	1										
Totals		22-58	9-25	6-9	6	27	33	17	59	14	10	1	3	200			
FG % 1st Half: 8-30 26.7%		2nd half: 14-28 50.0%		Game: 22-58 37.9%		Deadball Rebounds 2,1											
3FG % 1st Half: 3-12 25.0%		2nd half: 6-13 46.2%		Game: 5-15 33.3%													
FT % 1st Half: 2-2 100.0%		2nd half: 4-7 57.1%		Game: 6-9 66.7%													

Officials: Tim Daley, David Stewart, Jamie Coleen Broderick
 Technical fouls: Saint Louis-None. Evansville-None.
 Attendance: 328

Score by periods	1st	2nd	Total
Saint Louis	34	29	63
Evansville	21	38	59

GAME 11 – Memphis 65, SLU 58

Official Basketball Box Score -- Game Totals -- Final Statistics
Memphis vs Saint Louis
 12/19/12 4:00 PM at St. Louis, MO

Memphis 65 • 5-5

#	Player	Total			3-Ptr			Rebounds			PF	TP	A	TO	Blk	Stl	Min
		FG-FGA	FT-FTA	Off	Def	Tot	FG-FGA	FT-FTA	Off	Def							
15	HOPE, Pa'Sonna	f 3-4	0-0	0-0	1	2	3	5	6	0	1	2	0	11			
35	DICKSON, Nicole	c 8-17	1-6	0-2	2	6	8	2	17	3	2	3	4	36			
12	HEARN, Ariel	g 5-14	0-3	7-8	0	3	3	2	17	5	3	0	3	34			
23	JACKSON, Jaymie	g 0-3	0-0	0-0	0	0	0	2	0	2	2	0	0	21			
34	MACK, Devin	g 1-3	0-0	2-2	4	2	6	0	4	1	1	0	0	24			
05	MCGRAW, Lauren	4-9	2-3	1-3	1	3	4	4	11	1	0	0	1	26			
11	AJANAKU, Jamila	1-1	0-0	0-1	1	1	2	2	2	1	1	2	0	14			
21	FUQUA-BEY, Asianna	0-0	0-0	0-0	0	0	0	0	0	0	0	0	0	4			
33	JONES, Ann	4-6	0-0	0-2	2	3	5	2	8	1	1	0	0	14			
55	HARVEY, Krishunda	0-3	0-0	0-1	6	2	8	1	0	0	1	0	1	16			
Team					2	3	5										
Totals		26-60	3-12	10-19	19	25	44	20	65	14	12	7	9	200			
FG % 1st Half: 13-36 36.1%		2nd half: 13-24 54.2%		Game: 26-60 43.3%		Deadball Rebounds 2											
3FG % 1st Half: 2-7 28.6%		2nd half: 1-5 20.0%		Game: 3-12 25.0%													
FT % 1st Half: 2-6 33.3%		2nd half: 8-13 61.5%		Game: 10-19 52.6%													

Saint Louis 58 • 5-6

#	Player	Total			3-Ptr			Rebounds			PF	TP	A	TO	Blk	Stl	Min
		FG-FGA	FT-FTA	Off	Def	Tot	FG-FGA	FT-FTA	Off	Def							
12	JONES, Lorreal	f 6-13	0-2	3-8	3	5	8	3	15	1	2	0	2	32			
50	EGGERT, Mallory	c 6-11	0-0	3-7	5	3	8	2	15	0	1	0	0	33			
01	BRADLEY, Jacy	g 0-9	0-2	4-4	0	1	1	3	4	7	3	1	1	36			
21	WEBB, Courtney	g 4-9	1-3	2-2	2	4	6	4	11	2	0	1	1	31			
23	BALL, Desirae	g 1-8	1-3	4-4	2	1	3	2	7	4	5	0	0	38			
00	CASTLEMAN, Halee	1-3	0-0	0-0	0	3	3	3	2	0	2	0	0	16			
34	WOMACK, Denisha	0-1	0-0	0-0	0	0	0	1	0	0	0	0	0	4			
42	MUELLER, Jenna	2-3	0-0	0-0	2	4	6	1	4	0	0	0	1	10			
Team					3	1	4										
Totals		20-57	2-10	16-25	17	22	39	19	58	14	13	2	5	200			
FG % 1st Half: 11-25 44.0%		2nd half: 9-32 28.1%		Game: 20-57 35.1%		Deadball Rebounds 4											
3FG % 1st Half: 2-7 28.6%		2nd half: 0-3 0.0%		Game: 2-10 20.0%													
FT % 1st Half: 6-9 66.7%		2nd half: 10-16 62.5%		Game: 16-25 64.0%													

Officials: Beverly Roberts, Bradley Maxey, Nick Marshall
 Technical fouls: Memphis-TEAM. Saint Louis-None.
 Attendance: 225

Score by periods	1st	2nd	Total
Memphis	30	35	65
Saint Louis	30	28	58

Last FG - MEMPHIS 2nd-00:49, SLU 2nd-00:20.
 Largest lead - MEMPHIS by 9 2nd-03:25, SLU by 8 1st-15:35.

Score tied - 6 times.
 Lead changed - 1 time.

GAME 13 – Northern Iowa 73, SLU 64

Official Basketball Box Score -- Game Totals -- Final Statistics
Northern Iowa vs Saint Louis
12/29/12 2:00 pm at St. Louis, Mo.

Northern Iowa 73 • 5-7

##	Player	Total			3-Ptr			Rebounds			PF	TP	A	TO	Blk	Stl	Min
		FG-FGA	FG-FGA	FT-FTA	FG-FGA	FG-FGA	FT-FTA	Off	Def	Tot							
20	Schonhardt, Hannah	f	2-3	1-1	0-0	1	9	10	2	5	0	2	1	0	0	29	
42	Keitel, Jen	f	6-13	0-0	3-3	3	5	8	2	15	2	2	0	0	0	35	
10	Kalin, Jacqui	g	8-15	5-9	4-5	0	9	9	3	25	9	4	0	0	0	36	
22	Brown, Brooke	g	1-4	1-3	0-0	0	1	1	1	3	1	3	0	0	0	23	
32	Donaldson, Brittini	g	4-11	3-9	1-2	0	3	3	2	12	2	1	0	0	0	28	
14	Davidson, Stephanie	g	1-4	1-2	0-0	1	0	1	0	3	2	0	0	0	0	19	
15	McDowell, Jess	g	4-7	2-4	0-0	1	2	3	2	10	2	0	0	0	0	30	
Team						1	3	4									
Totals			26-57	13-28	8-10	7	32	39	12	73	18	12	1	0	0	200	

FG % 1st Half: 16-30 53.3% 2nd half: 10-27 37.0% Game: 26-57 45.6% Deadball Rebounds 1
3FG % 1st Half: 6-12 50.0% 2nd half: 3-12 25.0% Game: 13-28 46.4%
FT % 1st Half: 1-1 100.0% 2nd half: 7-9 77.8% Game: 8-10 80.0%

Saint Louis 64 • 5-8

##	Player	Total			3-Ptr			Rebounds			PF	TP	A	TO	Blk	Stl	Min
		FG-FGA	FG-FGA	FT-FTA	FG-FGA	FG-FGA	FT-FTA	Off	Def	Tot							
34	WOMACK, Denisha	f	1-8	0-0	2-2	2	4	6	2	4	0	1	1	0	0	28	
00	CASTLEMAN, Halee	g	3-5	0-1	2-2	1	3	4	0	8	0	0	0	0	0	34	
01	BRADLEY, Jacy	g	6-13	4-8	2-2	2	5	7	3	18	5	3	0	2	40		
21	WEBB, Courtney	g	6-18	0-5	1-3	1	6	7	1	13	4	1	0	0	36		
23	BALL, Desirae	g	1-7	0-2	0-0	0	0	0	1	2	2	1	0	0	24		
13	COOK, Erika	g	0-0	0-0	0-0	0	0	0	0	0	0	0	0	0	2		
42	MUELLER, Jenna	g	2-3	0-0	1-1	2	3	5	1	5	0	0	0	0	13		
50	EGGERT, Mallory	g	5-10	0-0	4-5	1	3	4	2	14	0	1	0	1	23		
Team						1	1	2									
Totals			24-64	4-16	12-15	10	25	35	11	64	11	7	1	3	200		

FG % 1st Half: 9-32 28.1% 2nd half: 15-32 46.9% Game: 24-64 37.5% Deadball Rebounds 1
3FG % 1st Half: 1-4 25.0% 2nd half: 3-12 25.0% Game: 4-16 25.0%
FT % 1st Half: 3-4 75.0% 2nd half: 9-11 81.8% Game: 12-15 80.0%

Officials: Jeff Cross, Doug Klenc, Megan Matthews
Technical fouls: Northern Iowa-None, Saint Louis-None.
Attendance: 513

Score by periods	1st	2nd	Total
Northern Iowa	39	34	73
Saint Louis	22	42	64

Last FG - UNI 2nd-01:39, SLU 2nd-00:14. Score tied - 4 times.
Largest lead - UNI by 20 2nd-18:28, SLU by 2 1st-18:37. Lead changed - 1 time.

GAME 14 – SLU 62, Winthrop 53

Official Basketball Box Score -- Game Totals -- Final Statistics
Winthrop vs Saint Louis
12/31/12 Noon at St. Louis, Mo.

Winthrop 53 • 6-6

##	Player	Total			3-Ptr			Rebounds			PF	TP	A	TO	Blk	Stl	Min
		FG-FGA	FG-FGA	FT-FTA	FG-FGA	FG-FGA	FT-FTA	Off	Def	Tot							
04	NUNN, Schaquilla	f	5-11	0-0	1-2	4	6	10	2	11	0	2	5	0	0	29	
01	KILPATRICK, Aliyah	g	2-7	0-1	2-2	2	3	5	1	6	2	2	0	0	3	32	
12	CHOIBEKOVA, Diana	g	1-10	0-6	0-0	3	1	4	3	2	0	1	0	0	31		
22	McCLANAHAN, Dequesh	g	6-18	1-3	4-5	2	6	8	2	17	7	6	0	4	39		
24	WRIGHT, Samiya	g	6-13	2-6	0-0	0	1	1	0	14	1	0	0	0	35		
03	SOLMON, Christina	g	0-0	0-0	0-0	0	0	0	1	0	0	1	0	0	2		
05	CHARLES, Tiffany	g	1-2	0-0	1-2	0	1	1	1	3	0	1	0	0	7		
14	PORTER, Ashley	g	0-2	0-0	0-0	0	0	0	1	0	0	0	0	1	6		
20	CALVERT, Taylor	g	0-4	0-0	0-0	1	10	11	4	0	0	2	0	3	19		
Team						0	1	1									
Totals			21-67	3-16	8-11	12	29	41	15	53	10	15	6	11	200		

FG % 1st Half: 11-31 35.5% 2nd half: 10-36 27.8% Game: 21-67 31.3% Deadball Rebounds 0
3FG % 1st Half: 1-7 14.3% 2nd half: 2-9 22.2% Game: 3-16 18.8%
FT % 1st Half: 2-2 100.0% 2nd half: 6-9 66.7% Game: 8-11 72.7%

Saint Louis 62 • 6-8

##	Player	Total			3-Ptr			Rebounds			PF	TP	A	TO	Blk	Stl	Min
		FG-FGA	FG-FGA	FT-FTA	FG-FGA	FG-FGA	FT-FTA	Off	Def	Tot							
34	WOMACK, Denisha	f	2-7	0-0	7-9	1	7	8	1	11	0	1	3	2	26		
00	CASTLEMAN, Halee	g	1-1	0-0	0-0	1	7	8	2	2	0	3	2	1	32		
01	BRADLEY, Jacy	g	5-13	2-7	3-4	0	6	6	1	15	8	4	1	1	40-		
21	WEBB, Courtney	g	5-10	4-7	0-1	1	2	3	3	14	3	5	0	1	31		
23	BALL, Desirae	g	4-13	2-6	0-0	0	2	2	1	10	4	3	0	0	40-		
13	COOK, Erika	g	0-1	0-1	0-0	0	3	3	0	0	0	0	0	0	3		
42	MUELLER, Jenna	g	0-0	0-0	0-0	0	1	1	1	0	0	0	0	0	5		
50	EGGERT, Mallory	g	4-9	0-0	2-3	4	2	6	2	10	2	1	0	1	23		
Team						0	6	6									
Totals			21-54	8-21	12-17	7	36	43	11	62	17	17	6	6	200		

FG % 1st Half: 10-31 32.3% 2nd half: 11-23 47.8% Game: 21-54 38.9% Deadball Rebounds 2
3FG % 1st Half: 4-12 33.3% 2nd half: 4-9 44.4% Game: 8-21 38.1%
FT % 1st Half: 2-2 100.0% 2nd half: 10-15 66.7% Game: 12-17 70.6%

Officials: Doug Knight, Doug Klenc, Megan Matthews
Technical fouls: Winthrop-None, Saint Louis-None.
Attendance: 195

Score by periods	1st	2nd	Total
Winthrop	25	28	53
Saint Louis	26	36	62

Last FG - WU 2nd-00:39, SLU 2nd-05:25. Score tied - 3 times.
Largest lead - WU by 5 2nd-17:49, SLU by 15 2nd-04:43. Lead changed - 6 times.

GAME 15 – S.E. Missouri State 59, SLU 52

Official Basketball Box Score -- Game Totals -- Final Statistics
Saint Louis vs Southeast Missouri
01-09-13 6:30 p.m. at Cape Girardeau, Mo. (Show Me Center)

Saint Louis 52 • 6-9

##	Player	Total			3-Ptr			Rebounds			PF	TP	A	TO	Blk	Stl	Min
		FG-FGA	FG-FGA	FT-FTA	FG-FGA	FG-FGA	FT-FTA	Off	Def	Tot							
34	WOMACK, Denisha	f	2-5	0-0	3-5	1	4	5	5	7	1	0	1	0	19		
00	CASTLEMAN, Halee	g	1-5	0-0	2-2	3	9	12	2	4	0	1	0	0	30		
01	BRADLEY, Jacy	g	9-17	5-9	1-2	0	7	7	4	24	1	0	0	0	39		
21	WEBB, Courtney	g	1-6	0-2	1-2	1	4	5	3	3	3	4	1	2	36		
23	BALL, Desirae	g	4-15	1-5	0-0	0	4	0	2	9	5	1	0	2	40		
13	COOK, Erika	g	0-1	0-0	0-0	0	0	0	0	0	0	0	0	0	1		
42	MUELLER, Jenna	g	0-1	0-0	0-0	0	1	1	1	0	0	0	0	0	8		
50	EGGERT, Mallory	g	2-8	0-0	1-2	4	1	5	3	5	1	3	0	0	27		
Team						1	4	5									
Totals			19-58	6-16	8-13	10	30	40	20	52	11	12	2	4	200		

FG % 1st Half: 7-26 26.9% 2nd half: 12-32 37.5% Game: 19-58 32.8% Deadball Rebounds 3
3FG % 1st Half: 2-5 40.0% 2nd half: 4-11 36.4% Game: 6-16 37.5%
FT % 1st Half: 6-9 66.7% 2nd half: 2-4 50.0% Game: 8-13 61.5%

Southeast Missouri 59 • 8-8

##	Player	Total			3-Ptr			Rebounds			PF	TP	A	TO	Blk	Stl	Min
		FG-FGA	FG-FGA	FT-FTA	FG-FGA	FG-FGA	FT-FTA	Off	Def	Tot							
34	WOMACK, Denisha	f	0-3	0-0	5-6	2	2	4	2	5	1	0	0	0	22		
32	MACK, Patricia	f	3-8	0-0	2-4	4	11	15	4	8	3	2	1	2	29		
12	WRIGHT, Kara	g	2-3	1-1	0-0	0	2	2	1	5	1	1	0	0	20		
34	HUNTER, Jordan	g	4-8	2-3	4-4	0	2	2	2	14	2	0	0	0	31		
40	ROBERTS, Bailie	g	2-9	0-1	6-8	0	4	4	0	10	2	0	0	0	33		
03	HAERTLING, Dru	g	1-2	1-1	0-0	0	0	0	0	3	1	0	0	0	7		
04	HARRIEL, Brittany	g	2-4	0-1	1-2	0	5	5	1	5	0	3	0	0	24		
11	BRADSHAW, Allyson	g	0-4	0-3	0-0	0	0	0	0	0	2	2	1	0	13		
21	KING, Connor	g	0-2	0-1	0-0	0	1	1	1	0	0	1	0	0	5		
24	HACKMANN, Olivia	g	4-7	1-1	0-1	1	1	2	0	9	0	0	0	0	16		
Team						1	3	4									
Totals			18-50	5-12	18-25	8	31	39	11	59	12	10	2	3	200		

FG % 1st Half: 9-27 33.3% 2nd half: 9-23 39.1% Game: 18-50 36.0% Deadball Rebounds 1
3FG % 1st Half: 5-9 55.6% 2nd half: 0-3 0.0% Game: 5-12 41.7%
FT % 1st Half: 5-6 83.3% 2nd half: 13-19 68.4% Game: 18-25 72.0%

Officials: Charlie Hurst, Kyle Labar, Tony Ramsey
Technical fouls: Saint Louis-None, Southeast Missouri-None.
Attendance: 428
Visitor #34 Fouled Out With 00:09 remaining in second half

Score by periods	1st	2nd	Total
Saint Louis	22	30	52

GAME 17 – Duquesne 68, SLU 41

Official Basketball Box Score -- Game Totals -- Final Statistics
Saint Louis vs Duquesne
 01/16/13 7:00 PM at Pittsburgh, PA

Saint Louis 41 • 7-10, 1-1 A-10

##	Player	Total			3-Ptr			Rebounds			PF	TP	A	TO	Blk	Stl	Min
		FG-FGA	FG-FGA	FT-FTA	FG-FGA	FG-FGA	FT-FTA	Off	Def	Tot							
34	WOMACK, Denisha	f	2-7	0-0	1-1	2	2	4	3	5	0	1	1	0	20		
00	CASTLEMAN, Halee	g	2-5	0-0	0-0	2	3	5	2	4	1	4	0	0	31		
01	BRADLEY, Jacy	g	0-4	0-2	0-0	0	0	0	0	0	5	3	0	0	35		
21	WEBB, Courtney	g	2-7	0-4	0-0	2	2	4	2	4	0	3	0	0	27		
23	BALL, Desirae	g	5-9	1-3	0-0	1	2	3	1	11	3	2	1	0	33		
04	JOHNSON, Morgan	g	0-0	0-0	1-2	0	0	0	0	1	0	0	0	1	1		
12	JONES, Lorreal	g	3-8	0-1	2-3	1	2	3	2	8	0	3	0	0	21		
13	COOK, Erika	g	0-1	0-0	0-0	0	0	0	0	0	0	0	0	0	3		
42	MUELLER, Jenna	g	2-2	0-0	1-2	1	2	3	0	5	0	1	0	0	12		
50	EGGERT, Mallory	g	0-8	0-0	3-4	2	3	5	1	3	1	2	1	1	17		
	Team					3	3	6			2						
	Totals		16-51	1-10	8-12	14	19	33	11	41	10	21	3	2	200		
	FG % 1st Half:	7-20	35.0%	2nd half:	9-31	29.0%	Game:	16-51	31.4%								
	3FG % 1st Half:	1-3	33.3%	2nd half:	0-7	0.0%	Game:	1-10	10.0%								
	FT % 1st Half:	3-3	100.0	2nd half:	5-9	55.6%	Game:	8-12	66.7%								

Duquesne 68 • 13-3, 2-0 A-10

##	Player	Total			3-Ptr			Rebounds			PF	TP	A	TO	Blk	Stl	Min
		FG-FGA	FG-FGA	FT-FTA	FG-FGA	FG-FGA	FT-FTA	Off	Def	Tot							
10	AGUNBIADIE, Wumi	f	10-19	1-3	2-2	1	2	3	1	23	3	1	3	1	31		
13	SZECSI, Orsi	f	6-10	1-3	0-0	1	3	4	3	13	3	3	3	0	29		
12	FLOYD, Jocelyn	g	2-5	0-0	0-0	2	2	4	2	4	4	1	0	6	19		
23	NURKIC, Belma	g	2-7	1-3	0-0	1	1	2	1	5	3	0	1	3	27		
32	ROBINSON, April	g	3-5	0-0	1-1	1	1	2	0	6	1	0	0	1	25		
04	JOHNSON, Jose-Ann	g	0-2	0-0	1-2	0	5	5	1	1	1	2	0	0	10		
11	HALL, Ahjah	g	3-4	0-0	2-2	3	2	5	3	8	1	0	0	2	22		
15	MOORE, Raegan	g	0-0	0-0	0-0	0	3	3	1	0	0	1	2	0	11		
24	ABEL, Vanessa	g	4-7	0-0	0-0	1	0	1	0	8	3	3	0	0	21		
42	KING, Stasia	g	0-0	0-0	0-0	0	0	0	0	0	0	0	1	0	5		
	Team					1	3	4									
	Totals		30-59	3-10	5-7	11	22	33	12	68	19	10	12	14	200		
	FG % 1st Half:	14-30	46.7%	2nd half:	16-29	55.2%	Game:	30-59	50.8%								
	3FG % 1st Half:	2-8	25.0%	2nd half:	1-2	50.0%	Game:	3-10	30.0%								
	FT % 1st Half:	3-4	75.0%	2nd half:	2-3	66.7%	Game:	5-7	71.4%								

Officials: Robert Enterlein, Diana DePaul, Kevin Farlow
 Technical fouls: Saint Louis-None. Duquesne-None.
 Attendance: 854
 Next Up: Duquesne vs. Temple 1/20; Saint Louis vs. St. Joseph's 1/20

Score by periods	1st	2nd	Total
Saint Louis	18	23	41
Duquesne	33	35	68

GAME 18 – Saint Joseph's 69, SLU 38

Official Basketball Box Score -- Game Totals -- Final Statistics
Saint Joseph's vs Saint Louis
 01/20/13 1:00 pm at St. Louis, MO

Saint Joseph's 69 • 12-5, 3-0 A-10

##	Player	Total			3-Ptr			Rebounds			PF	TP	A	TO	Blk	Stl	Min
		FG-FGA	FG-FGA	FT-FTA	FG-FGA	FG-FGA	FT-FTA	Off	Def	Tot							
01	GOTFRIDA, Ilze	f	3-4	1-1	0-0	1	8	9	2	7	1	0	0	0	28		
32	VAN GRINSVEN, Chatil	f	5-12	0-0	5-6	7	3	10	4	15	0	1	3	1	23		
03	SHELDON, Erin	g	5-10	3-6	0-0	0	2	2	1	13	8	2	0	1	31		
04	CLOUD, Natasha	g	4-9	0-0	4-5	0	3	3	1	12	7	3	0	1	28		
25	PRIM, Ashley	g	1-5	0-1	0-0	1	2	3	1	2	1	1	0	2	26		
11	PARKER, Kasie	g	1-2	0-1	0-0	0	0	0	0	2	1	0	0	1	6		
12	VILA, Mireia	g	2-6	2-6	0-0	0	3	3	1	6	0	1	0	0	16		
13	ROBINSON, Ashley	g	2-2	0-0	0-0	0	1	1	1	4	0	1	0	2	13		
20	SMITH, Shelby	g	0-0	0-0	0-0	0	0	0	0	0	0	0	0	0	4		
21	ANDREWS, Ciara	g	1-1	0-0	0-0	0	0	0	0	2	0	0	0	0	2		
34	BERGER, Kelsey	g	3-4	0-1	0-0	0	0	0	0	6	1	0	0	0	8		
41	FAIRBANKS, Sarah	g	0-3	0-0	0-0	2	2	4	1	0	0	0	1	1	15		
	Team					0	8	8			1						
	Totals		27-58	6-16	9-11	11	32	43	12	69	19	10	4	9	200		
	FG % 1st Half:	14-27	51.9%	2nd half:	13-31	41.9%	Game:	27-58	46.6%								
	3FG % 1st Half:	6-11	54.5%	2nd half:	0-5	0.0%	Game:	6-16	37.5%								
	FT % 1st Half:	4-5	80.0%	2nd half:	5-6	83.3%	Game:	9-11	81.8%								

Saint Louis 38 • 7-11, 1-2 A-10

##	Player	Total			3-Ptr			Rebounds			PF	TP	A	TO	Blk	Stl	Min
		FG-FGA	FG-FGA	FT-FTA	FG-FGA	FG-FGA	FT-FTA	Off	Def	Tot							
12	JONES, Lorreal	f	3-7	0-1	3-4	3	4	7	3	9	1	3	0	0	27		
50	EGGERT, Mallory	c	0-7	0-0	0-1	3	4	7	2	0	0	1	0	1	21		
00	CASTLEMAN, Halee	g	2-5	1-3	0-0	1	5	6	2	5	2	1	0	0	30		
01	BRADLEY, Jacy	g	2-10	1-4	0-0	0	3	3	0	5	5	3	0	1	39		
23	BALL, Desirae	g	3-12	1-4	0-0	0	0	0	3	7	0	3	0	1	38		
04	JOHNSON, Morgan	g	0-0	0-0	0-0	0	0	0	0	0	0	0	0	0	1		
13	COOK, Erika	g	0-3	0-0	0-0	2	0	2	0	0	0	0	0	0	8		
21	WEBB, Courtney	g	0-1	0-1	0-0	0	1	1	0	0	0	0	0	0	6		
34	WOMACK, Denisha	g	3-9	0-1	2-3	1	0	1	2	8	0	3	0	0	22		
42	MUELLER, Jenna	g	1-2	0-0	2-2	0	0	0	0	4	0	1	0	0	8		
	Team					2	4	6									
	Totals		14-56	3-14	7-10	12	21	33	12	38	8	15	0	3	200		
	FG % 1st Half:	9-30	30.0%	2nd half:	5-26	19.2%	Game:	14-56	25.0%								
	3FG % 1st Half:	1-6	16.7%	2nd half:	2-8	25.0%	Game:	3-14	21.4%								
	FT % 1st Half:	1-2	50.0%	2nd half:	6-8	75.0%	Game:	7-10	70.0%								

Officials: Kevin Pethel, Roger Brown Jr., Nicholas Cappel
 Technical fouls: Saint Joseph's-None. Saint Louis-None.
 Attendance: 572

Score by periods	1st	2nd	Total
Saint Joseph's	38	31	69
Saint Louis	20	18	38

GAME 19 – SLU 52, Richmond 49

Official Basketball Box Score -- Game Totals -- Final Statistics
SAINT LOUIS vs Richmond
 1/23/13 12:00pm at Richmond, Va.

SAINT LOUIS 52 • 8-11, 2-2

##	Player	Total			3-Ptr			Rebounds			PF	TP	A	TO	Blk	Stl	Min
		FG-FGA	FG-FGA	FT-FTA	FG-FGA	FG-FGA	FT-FTA	Off	Def	Tot							
12	JONES, Lorreal	f	3-8	0-0	5-8	2	9	11	2	11	0	2	0	1	35		
50	EGGERT, Mallory	c	3-8	0-0	1-3	2	6	8	4	7	1	2	0	0	27		
00	CASTLEMAN, Halee	g	1-7	1-2	2-4	1	6	7	1	5	0	2	0	2	37		
01	BRADLEY, Jacy	g	5-9	0-3	2-2	0	3	3	0	12	2	3	0	1	40		
23	BALL, Desirae	g	6-10	0-0	1-2	1	1	2	1	13	0	2	0	0	38		
21	WEBB, Courtney	g	0-2	0-1	0-0	0	0	0	0	0	0	0	0	0	5		
34	WOMACK, Denisha	g	1-4	0-0	2-2	1	2	3	1	4	0	2	0	0	13		
42	MUELLER, Jenna	g	0-1	0-0	0-0	1	0	1	0	0	0	0	0	0	5		
	Team					2	3	5			1						
	Totals		19-49	1-6	13-21	10	30	40	9	52	3	14	0	4	200		
	FG % 1st Half:	10-28	35.7%	2nd half:	9-21	42.9%	Game:	19-49	38.8%								
	3FG % 1st Half:	1-4	25.0%	2nd half:	0-2	0.0%	Game:	1-6	16.7%								
	FT % 1st Half:	1-2	50.0%	2nd half:	12-19	63.2%	Game:	13-21	61.9%								

Richmond 49 • 11-9, 1-3

2012-13 SLU Women's Basketball
Saint Louis Combined Team Statistics (January 31, 2013)
All games

RECORD:	OVERALL	HOME	AWAY	NEUTRAL
ALL GAMES	8-12	4-5	4-7	0-0
CONFERENCE	2-3	1-2	1-1	0-0
NON-CONFERENCE	6-9	3-3	3-6	0-0

#	Player	gp-gs	min	avg	Total		3-Point		F-Throw		Rebounds				pf	dq	a	to	blk	stl	pts	avg
					fg-fga	fg%	3fg-fga	3fg%	ft-fa	ft%	off	def	tot	avg								
12	JONES, Lorreal	17-15	557	32.8	79-162	.488	1-7	.143	45-72	.625	52	86	138	8.1	45	1	19	52	0	12	204	12.0
21	WEBB, Courtney	20-16	558	27.9	68-188	.362	29-92	.315	16-25	.640	23	55	78	3.9	45	0	23	50	3	9	181	9.1
50	EGGERT, Mallory	20-15	531	26.6	69-162	.426	0-0	.000	42-68	.618	53	76	129	6.5	58	2	16	44	4	21	180	9.0
01	BRADLEY, Jacy	20-19	745	37.2	62-174	.356	25-83	.301	30-36	.833	7	78	85	4.3	26	0	96	59	5	20	179	9.0
23	BALL, Desirae	20-20	726	36.3	71-196	.362	13-56	.232	13-20	.650	15	37	52	2.6	27	0	52	54	2	18	168	8.4
34	WOMACK, Denisha	18-5	239	13.3	18-63	.286	0-2	.000	23-28	.821	11	32	43	2.4	24	1	4	19	6	4	59	3.3
00	CASTLEMAN, Halee	20-10	448	22.4	18-57	.316	4-16	.250	19-25	.760	13	64	77	3.9	35	0	13	21	2	8	59	3.0
42	MUELLER, Jenna	20-0	157	7.9	11-28	.393	0-0	.000	7-11	.636	18	27	45	2.3	9	0	3	12	1	4	29	1.5
04	JOHNSON, Morgan	2-0	2	1.0	0-0	.000	0-0	.000	1-2	.500	0	0	0	0.0	0	0	0	0	0	1	1	0.5
13	COOK, Erika	10-0	38	3.8	0-10	.000	0-1	.000	1-2	.500	3	4	7	0.7	2	0	1	0	0	0	1	0.1
Team											28	50	78				14					
Total.....		20	4001		396-1040	.381	72-257	.280	197-289	.682	223	509	732	36.6	271	4	227	325	23	97	1061	53.0
Opponents.....		20	4000		449-1125	.399	111-367	.302	163-229	.712	200	467	667	33.3	283	5	270	246	79	151	1172	58.6

TEAM STATISTICS	SLU	OPP	Date	Opponent	Score	Att.
SCORING	1061	1172	11/9/12	at Mizzou	L 51-67	1201
Points per game	53.0	58.6	11/15/12	at Kansas City	L 53-56	649
Scoring margin	-5.5	-	11/18/12	at Oklahoma	L 33-68	5340
FIELD GOALS-ATT	396-1040	449-1125	11/21/12	at Omaha	w 51-42	204
Field goal pct	.381	.399	11/24/12	WESTERNILLINOIS	w 55-44	336
3 POINT FG-ATT	72-257	111-367	11/29/12	INDIANA STATE	L 46-48	231
3-point FG pct	.280	.302	12/01/12	at Valparaiso	w 53-47	445
3-pt FG made per game	3.6	5.6	12/03/12	ILLINOIS-CHICAGO	w 58-49	121
FREE THROWS-ATT	197-289	163-229	12-6-12	at UT Martin	L 62-78	1208
Free throw pct	.682	.712	12-09-12	at Evansville	w 63-59	328
F-Throws made per game	9.9	8.2	12/19/12	MEMPHIS	L 58-65	225
REBOUNDS	732	667	12-21-12	at Drake	L 55-61	1920
Rebounds per game	36.6	33.3	12/29/12	NORTHERNIOWA	L 64-73	513
Rebounding margin	+3.3	-	12/31/12	WINTHROP	w 62-53	195
ASSISTS	227	270	01-09-13	at Southeast Missouri	L 52-59	428
Assists per game	11.4	13.5	* 01/12/13	VCU	w 60-46	484
TURNOVERS	325	246	* 01/16/13	at Duquesne	L 41-68	854
Turnovers per game	16.3	12.3	* 01/20/13	SAINT JOSEPH'S	L 38-69	572
Turnover margin	-3.9	-	* 1/23/13	at Richmond	w 52-49	1334
Assist/turnover ratio	0.7	1.1	* 01/27/13	CHARLOTTE	L 54-71	636
STEALS	97	151				
Steals per game	4.9	7.6				
BLOCKS	23	79				
Blocks per game	1.2	4.0				
ATTENDANCE	3313	13911				
Home games-Avg/Game	9-368	11-1265				
Neutral site-Avg/Game	-	0-0				

* - Conference game

Score by Periods	1st	2nd	Totals
Saint Louis	492	569	1061
Opponents	551	621	1172

2012-13 SLU Women's Basketball
Saint Louis Combined Team Statistics (January 31, 2013)
Conference games

RECORD:	OVERALL	HOME	AWAY	NEUTRAL
ALL GAMES	2-3	1-2	1-1	0-0
CONFERENCE	2-3	1-2	1-1	0-0
NON-CONFERENCE	0-0	0-0	0-0	0-0

#	Player	gp-gs	min	avg	Total		3-Point		F-Throw		Rebounds				pf	dq	a	to	blk	stl	pts	avg
					fg-fga	fg%	3fg-fga	3fg%	ft-fta	ft%	off	def	tot	avg								
23	BALL, Desirae	5-5	186	37.2	25-54	.463	5-15	.333	2-4	.500	5	9	14	2.8	7	0	6	11	1	2	57	11.4
12	JONES, Lorreal	5-3	149	29.8	20-41	.488	0-2	.000	16-27	.593	14	31	45	9.0	11	0	5	11	0	1	56	11.2
01	BRADLEY, Jacy	5-5	184	36.8	12-42	.286	4-18	.222	4-5	.800	1	17	18	3.6	5	0	23	14	1	6	32	6.4
50	EGGERT, Mallory	5-3	108	21.6	9-36	.250	0-0	.000	7-13	.538	8	20	28	5.6	16	1	7	9	1	3	25	5.0
34	WOMACK, Denisha	5-2	85	17.0	10-29	.345	0-1	.000	5-6	.833	5	7	12	2.4	9	0	0	6	1	1	25	5.0
00	CASTLEMAN, Halee	5-5	157	31.4	7-28	.250	2-7	.286	8-13	.615	7	17	24	4.8	12	0	8	8	0	3	24	4.8
21	WEBB, Courtney	5-2	77	15.4	6-24	.250	3-15	.200	0-2	.000	2	10	12	2.4	8	0	0	9	0	0	15	3.0
42	MUELLER, Jenna	5-0	32	6.4	3-6	.500	0-0	.000	3-4	.750	3	4	7	1.4	0	0	0	4	0	0	9	1.8
04	JOHNSON, Morgan	2-0	2	1.0	0-0	.000	0-0	.000	1-2	.500	0	0	0	0.0	0	0	0	0	0	1	1	0.5
13	COOK, Erika	4-0	21	5.3	0-7	.000	0-0	.000	1-2	.500	2	1	3	0.8	1	0	1	0	0	0	1	0.3
Team											10	11	21					4				
Total.....		5	1001		92-267	.345	14-58	.241	47-78	.603	57	127	184	36.8	69	1	50	76	4	17	245	49.0
Opponents.....		5	1000		125-310	.403	15-70	.214	38-54	.704	67	135	202	40.4	76	3	72	54	31	43	303	60.6

TEAM STATISTICS	SLU	OPP	Date	Opponent	Score	Att.
SCORING	245	303	* 01/12/13	VCU	W 60-46	484
Points per game	49.0	60.6	* 01/16/13	at Duquesne	L 41-68	854
Scoring margin	-11.6	-	* 01/20/13	SAINT JOSEPH'S	L 38-69	572
FIELD GOALS-ATT	92-267	125-310	* 1/23/13	at Richmond	W 52-49	1334
Field goal pct	.345	.403	* 01/27/13	CHARLOTTE	L 54-71	636
3 POINT FG-ATT	14-58	15-70	* - Conference game			
3-point FG pct	.241	.214				
3-pt FG made per game	2.8	3.0				
FREE THROWS-ATT	47-78	38-54				
Free throw pct	.603	.704				
F-Throws made per game	9.4	7.6				
REBOUNDS	184	202				
Rebounds per game	36.8	40.4				
Rebounding margin	-3.6	-				
ASSISTS	50	72				
Assists per game	10.0	14.4				
TURNOVERS	76	54				
Turnovers per game	15.2	10.8				
Turnover margin	-4.4	-				
Assist/turnover ratio	0.7	1.3				
STEALS	17	43				
Steals per game	3.4	8.6				
BLOCKS	4	31				
Blocks per game	0.8	6.2				
ATTENDANCE	1692	2188				
Home games-Avg/Game	3-564	2-1094				
Neutral site-Avg/Game	-	0-0				

Score by Periods	1st	2nd	Totals
Saint Louis	108	137	245
Opponents	138	165	303

2012-13 SLU Women's Basketball
Saint Louis Team Game-by-Game Comparison (January 31, 2013)
All games

Opponent	1st	2nd	Score	Mar	Total FG	FG Pct	3-Pointers	3FG Pct	Free Throws	FT Pct	Rebounds	Assist	T/Over	Block	Steal	Fouls	
Mizzou	29/32	22/35	51-67	(16)	15-46/24-59	.326/.407	4-12/13-36	.333/.361	17-20/6-8	.850/.750	37/30	+7	7/19	22/10	0/5	5/8	12/17
Kansas City	27/25	26/31	53-56	(3)	22-40/19-51	.550/.373	5-12/4-18	.417/.222	4-4/14-16	1000/.875	31/17	+14	17/10	23/7	0/5	2/14	15/10
Oklahoma	10/40	23/28	33-68	(35)	13-47/26-53	.277/.491	2-16/6-16	.125/.375	5-8/10-11	.625/.909	25/37	(12)	4/14	23/16	1/1	10/10	18/15
Omaha	27/16	24/26	51-42	+9	18-47/16-53	.383/.302	0-10/4-18	.000/.222	15-19/6-8	.789/.750	46/23	+23	9/8	19/11	0/6	3/8	15/14
WESTERN ILLINOIS	25/19	30/25	55-44	+11	23-49/19-50	.469/.380	5-12/5-19	.417/.263	4-7/1-3	.571/.333	36/24	+12	15/14	16/15	1/1	9/7	7/9
INDIANA STATE	21/28	25/20	46-48	(2)	19-45/19-44	.422/.432	3-8/3-11	.375/.273	5-7/7-11	.714/.636	34/20	+14	11/13	23/17	2/2	8/8	11/11
Valparaiso	22/27	31/20	53-47	+6	20-51/20-54	.392/.370	2-10/5-17	.200/.294	11-18/2-8	.611/.250	33/38	(5)	11/11	11/16	0/3	7/4	10/14
ILLINOIS-CHICAGO	35/24	23/25	58-49	+9	19-49/17-54	.388/.315	3-14/8-24	.214/.333	17-23/7-11	.739/.636	40/30	+10	11/12	16/17	1/2	3/7	11/19
UT Martin	29/37	33/41	62-78	(16)	24-57/28-56	.421/.500	6-13/10-26	.462/.385	8-9/12-13	.889/.923	35/28	+7	17/14	17/10	0/6	4/8	15/8
Evansville	34/21	29/38	63-59	+4	24-56/22-58	.429/.379	5-15/9-25	.333/.360	10-17/6-9	.588/.667	38/33	+5	13/14	8/10	2/1	4/3	11/17
MEMPHIS	30/30	28/35	58-65	(7)	20-57/26-60	.351/.433	2-10/3-12	.200/.250	16-25/10-19	.640/.526	39/44	(5)	14/14	13/12	2/7	5/9	19/20
Drake	25/22	30/39	55-61	(6)	23-53/23-49	.434/.469	3-14/5-19	.214/.263	6-9/10-12	.667/.833	36/22	+14	9/15	22/14	1/0	7/8	16/15
NORTHERN IOWA	22/39	42/34	64-73	(9)	24-64/26-57	.375/.456	4-16/13-28	.250/.464	12-15/8-10	.800/.800	35/39	(4)	11/18	7/12	1/1	3/0	11/12
WINTHROP	26/25	36/28	62-53	+9	21-54/21-67	.389/.313	8-21/3-16	.381/.188	12-17/8-11	.706/.727	43/41	+2	17/10	17/15	6/6	6/11	11/15
Southeast Missouri	22/28	30/31	52-59	(7)	19-58/18-50	.328/.360	6-16/5-12	.375/.417	8-13/18-25	.615/.720	40/39	+1	11/12	12/10	2/2	4/3	20/11
VCU	30/20	30/26	60-46	+14	20-53/18-70	.377/.257	6-16/0-17	.375/.000	14-23/10-18	.609/.556	45/51	(6)	17/11	15/15	1/2	6/11	20/23
Duquesne	18/33	23/35	41-68	(27)	16-51/30-59	.314/.508	1-10/3-10	.100/.300	8-12/5-7	.667/.714	33/33	-	10/19	21/10	3/12	2/14	11/12
SAINT JOSEPHS	20/38	18/31	38-69	(31)	14-56/27-58	.250/.466	3-14/6-16	.214/.375	7-10/9-11	.700/.818	33/43	(10)	8/19	15/10	0/4	3/9	12/12
Richmond	22/18	30/31	52-49	+3	19-49/21-62	.388/.339	1-6/3-18	.167/.167	13-21/4-4	.619/1000	40/34	+6	3/6	14/11	0/2	4/6	9/15
CHARLOTTE	18/29	36/42	54-71	(17)	23-58/29-61	.397/.475	3-12/3-9	.250/.333	5-12/10-14	.417/.714	33/41	(8)	12/17	11/8	0/11	2/3	17/14

Note: Game totals are displayed in the format TEAM/OPPONENT for each category

2012-13 SLU Women's Basketball
Saint Louis Points-Rebounds-Assists (January 31, 2013)
All games

Opponent	Date	Score		00	01	04	12	13	21	23
				CASTLEMAN,	BRADLEY,JA	JOHNSON,MO	JONES,LORR	COOK,ERIKA	WEBB,COURT	BALL,DESIR
at Mizzou	11/9/12	51-67	L	2-1-0	9-5-4	DNP	12-8-0	0-0-0	17-4-0	2-3-1
at Kansas City	11/15/12	53-56	L	0-4-2	3-5-7	DNP	18-4-0	DNP	10-5-0	12-2-5
at Oklahoma	11/18/12	33-68	L	2-0-1	11-4-1	DNP	5-10-0	0-1-0	6-2-0	2-2-2
at Omaha	11/21/12	51-42	w	2-5-1	4-7-3	DNP	12-9-0	DNP	8-3-2	8-6-2
WESTERN ILLINOIS	11/24/12	55-44	w	0-1-0	6-4-6	DNP	12-7-2	0-0-0	16-8-2	8-5-4
INDIANA STATE	11/29/12	46-48	L	0-1-0	6-0-7	DNP	6-12-1	DNP	5-3-1	13-2-1
at Valparaiso	12/01/12	53-47	w	2-2-0	0-4-8	DNP	15-4-0	DNP	15-4-1	5-2-1
ILLINOIS-CHICAGO	12/03/12	58-49	w	2-3-1	7-2-4	DNP	15-8-1	DNP	13-4-2	7-5-3
at UT Martin	12-6-12	62-78	L	5-2-0	9-4-3	DNP	11-8-5	DNP	10-4-2	10-0-5
at Evansville	12-09-12	63-59	w	4-3-0	23-8-6	DNP	12-8-3	DNP	12-4-0	6-2-4
MEMPHIS	12/19/12	58-65	L	2-3-0	4-1-7	DNP	15-8-1	DNP	11-6-2	7-3-4
at Drake	12-21-12	55-61	L	0-4-0	8-3-3	DNP	15-7-1	DNP	13-4-1	10-4-3
NORTHERN IOWA	12/29/12	64-73	L	8-4-0	18-7-5	DNP	DNP	0-0-0	13-7-4	2-0-2
WINTHROP	12/31/12	62-53	w	2-8-0	15-6-8	DNP	DNP	0-3-0	14-3-3	10-2-4
at Southeast Missouri	01-09-13	52-59	L	4-12-0	24-7-1	DNP	DNP	0-0-0	3-5-3	9-0-5
VCU	01/12/13	60-46	w	6-4-1	8-6-6	DNP	14-11-3	1-1-0	11-6-0	8-7-3
at Duquesne	01/16/13	41-68	L	4-5-1	0-0-5	1-0-0	8-3-0	0-0-0	4-4-0	11-3-3
SAINT JOSEPH'S	01/20/13	38-69	L	5-6-2	5-3-5	0-0-0	9-7-1	0-2-0	0-1-0	7-0-0
at Richmond	1/23/13	52-49	w	5-7-0	12-3-2	DNP	11-11-0	DNP	0-0-0	13-2-0
CHARLOTTE	01/27/13	54-71	L	4-2-4	7-6-5	DNP	14-13-1	0-0-1	0-1-0	18-2-0

Opponent	Date	Score		34	42	50
				WOMACK,DEN	MUELLER,JE	EGGERT,MAL
at Mizzou	11/9/12	51-67	L	4-3-1	0-1-0	5-8-1
at Kansas City	11/15/12	53-56	L	2-3-1	0-2-0	8-3-2
at Oklahoma	11/18/12	33-68	L	0-0-0	0-2-0	7-2-0
at Omaha	11/21/12	51-42	w	0-1-0	5-4-0	12-7-1
WESTERN ILLINOIS	11/24/12	55-44	w	2-1-0	0-1-1	11-7-0
INDIANA STATE	11/29/12	46-48	L	0-1-0	0-3-0	16-10-1
at Valparaiso	12/01/12	53-47	w	0-2-0	2-1-1	14-12-0
ILLINOIS-CHICAGO	12/03/12	58-49	w	DNP	1-3-0	13-8-0
at UT Martin	12-6-12	62-78	L	0-0-0	0-2-1	17-8-1
at Evansville	12-09-12	63-59	w	DNP	2-2-0	4-6-0
MEMPHIS	12/19/12	58-65	L	0-0-0	4-6-0	15-8-0
at Drake	12-21-12	55-61	L	4-1-1	1-4-0	4-7-0
NORTHERN IOWA	12/29/12	64-73	L	4-6-0	5-5-0	14-4-0
WINTHROP	12/31/12	62-53	w	11-8-0	0-1-0	10-6-2
at Southeast Missouri	01-09-13	52-59	L	7-5-1	0-1-0	5-5-1
VCU	01/12/13	60-46	w	2-1-0	0-1-0	10-6-4
at Duquesne	01/16/13	41-68	L	5-4-0	5-3-0	3-5-1
SAINT JOSEPH'S	01/20/13	38-69	L	8-1-0	4-0-0	0-7-0
at Richmond	1/23/13	52-49	w	4-3-0	0-1-0	7-8-1
CHARLOTTE	01/27/13	54-71	L	6-3-0	0-2-0	5-2-1

2012-13 SLU Women's Basketball
Saint Louis Game-by-Game Highs (January 31, 2013)
All games

Opponent	Date	Score	Points	Rebounds	Assists	Steals	Blocked shots
at Mizzou	11/9/12	51-67	17-WEBB, Courtney	8-EGGERT, Mallory JONES, Lorreal	4-BRADLEY, Jacy	3-EGGERT, Mallory	None
at Kansas City	11/15/12	53-56	18-JONES, Lorreal	5-WEBB, Courtney BRADLEY, Jacy	7-BRADLEY, Jacy	1-BRADLEY, Jacy JONES, Lorreal	None
at Oklahoma	11/18/12	33-68	11-BRADLEY, Jacy	10-JONES, Lorreal	2-BALL, Desirae	4-BRADLEY, Jacy	1-BRADLEY, Jacy
at Omaha	11/21/12	51-42	12-EGGERT, Mallory JONES, Lorreal	9-JONES, Lorreal	3-BRADLEY, Jacy	1-CASTLEMAN, Hale JONES, Lorreal BRADLEY, Jacy	None
WESTERN ILLINOIS	11/24/12	55-44	16-WEBB, Courtney	8-WEBB, Courtney	6-BRADLEY, Jacy	3-BRADLEY, Jacy	1-EGGERT, Mallory
INDIANA STATE	11/29/12	46-48	16-EGGERT, Mallory	12-JONES, Lorreal	7-BRADLEY, Jacy	6-EGGERT, Mallory	2-EGGERT, Mallory
at Valparaiso	12/01/12	53-47	15-WEBB, Courtney JONES, Lorreal	12-EGGERT, Mallory	8-BRADLEY, Jacy	5-BALL, Desirae	None
ILLINOIS-CHICAGO	12/03/12	58-49	15-JONES, Lorreal	8-JONES, Lorreal EGGERT, Mallory	4-BRADLEY, Jacy	2-WEBB, Courtney	1-BRADLEY, Jacy
at UT Martin	12-6-12	62-78	17-EGGERT, Mallory	8-JONES, Lorreal EGGERT, Mallory	5-BALL, Desirae JONES, Lorreal	1-BALL, Desirae JONES, Lorreal WEBB, Courtney MUELLER, Jenna	None
at Evansville	12-09-12	63-59	23-BRADLEY, Jacy	8-BRADLEY, Jacy JONES, Lorreal	6-BRADLEY, Jacy	3-BALL, Desirae	1-WEBB, Courtney MUELLER, Jenna
MEMPHIS	12/19/12	58-65	15-EGGERT, Mallory JONES, Lorreal	8-EGGERT, Mallory JONES, Lorreal	7-BRADLEY, Jacy	2-JONES, Lorreal	1-WEBB, Courtney BRADLEY, Jacy
at Drake	12-21-12	55-61	15-JONES, Lorreal	7-EGGERT, Mallory JONES, Lorreal	3-BALL, Desirae BRADLEY, Jacy	4-EGGERT, Mallory	1-BALL, Desirae
NORTHERN IOWA	12/29/12	64-73	18-BRADLEY, Jacy	7-WEBB, Courtney BRADLEY, Jacy	5-BRADLEY, Jacy	2-BRADLEY, Jacy	1-WOMACK, Denisha
WINTHROP	12/31/12	62-53	15-BRADLEY, Jacy	8-WOMACK, Denisha CASTLEMAN, Hale	8-BRADLEY, Jacy	2-WOMACK, Denisha	3-WOMACK, Denisha
at Southeast Missouri	01-09-13	52-59	24-BRADLEY, Jacy	12-CASTLEMAN, Hal	5-BALL, Desirae	2-WEBB, Courtney BALL, Desirae	1-WOMACK, Denisha WEBB, Courtney
VCU	01/12/13	60-46	14-JONES, Lorreal	11-JONES, Lorreal	6-BRADLEY, Jacy	4-BRADLEY, Jacy	1-BRADLEY, Jacy
at Duquesne	01/16/13	41-68	11-BALL, Desirae	5-CASTLEMAN, Hale EGGERT, Mallory	5-BRADLEY, Jacy	1-JOHNSON, Morgan EGGERT, Mallory	1-WOMACK, Denisha EGGERT, Mallory BALL, Desirae
SAINT JOSEPH'S	01/20/13	38-69	9-JONES, Lorreal	7-JONES, Lorreal EGGERT, Mallory	5-BRADLEY, Jacy	1-EGGERT, Mallory BALL, Desirae BRADLEY, Jacy	None
at Richmond	1/23/13	52-49	13-BALL, Desirae	11-JONES, Lorreal	2-BRADLEY, Jacy	2-CASTLEMAN, Hale	None
CHARLOTTE	01/27/13	54-71	18-BALL, Desirae	13-JONES, Lorreal	5-BRADLEY, Jacy	1-WOMACK, Denisha CASTLEMAN, Hale	None

2012-13 SLU Women's Basketball
Saint Louis Team High/Low Analysis (January 31, 2013)
All games

Saint Louis - TEAM GAME HIGHS

POINTS	64	NORTHERN IOWA (12/29/12)
FIELD GOALS MADE	24	NORTHERN IOWA (12/29/12)
	24	at Evansville (12-09-12)
	24	at UT Martin (12-6-12)
FIELD GOAL ATTEMPTS	64	NORTHERN IOWA (12/29/12)
FIELD GOAL PERCENTAGE	.550 (22-40)	at Kansas City (11/15/12)
3 PT FIELD GOALS MADE	8	WINTHROP (12/31/12)
3 PT FG ATTEMPTS	21	WINTHROP (12/31/12)
3 PT FG PERCENTAGE	.462 (6-13)	at UT Martin (12-6-12)
FREE THROWS MADE	17	ILLINOIS-CHICAGO (12/03/12)
	17	at Mizzou (11/9/12)
FREE THROW ATTEMPTS	25	MEMPHIS (12/19/12)
FREE THROW PERCENTAGE	1.000 (4-4)	at Kansas City (11/15/12)
REBOUNDS	46	at Omaha (11/21/12)
ASSISTS	17	VCU (01/12/13)
	17	WINTHROP (12/31/12)
	17	at UT Martin (12-6-12)
	17	at Kansas City (11/15/12)
STEALS	10	at Oklahoma (11/18/12)
BLOCKED SHOTS	6	WINTHROP (12/31/12)
TURNOVERS	23	INDIANA STATE (11/29/12)
	23	at Oklahoma (11/18/12)
	23	at Kansas City (11/15/12)
FOULS	20	VCU (01/12/13)
	20	at Southeast Missouri (01-09-13)

Saint Louis - GAME LOWS

POINTS	33	at Oklahoma (11/18/12)
FIELD GOALS MADE	13	at Oklahoma (11/18/12)
FIELD GOAL ATTEMPTS	40	at Kansas City (11/15/12)
FIELD GOAL PERCENTAGE	.250 (14-56)	SAINT JOSEPH'S (01/20/13)
3 PT FIELD GOALS MADE	0	at Omaha (11/21/12)
3 PT FG ATTEMPTS	6	at Richmond (1/23/13)
3 PT FG PERCENTAGE	.000 (0-10)	at Omaha (11/21/12)
FREE THROWS MADE	4	at Kansas City (11/15/12)
	4	WESTERN ILLINOIS (11/24/12)
FREE THROW ATTEMPTS	4	at Kansas City (11/15/12)
FREE THROW PERCENTAGE	.417 (5-12)	CHARLOTTE (01/27/13)
REBOUNDS	25	at Oklahoma (11/18/12)
ASSISTS	3	at Richmond (1/23/13)
STEALS	2	at Kansas City (11/15/12)
	2	at Duquesne (01/16/13)
	2	CHARLOTTE (01/27/13)
BLOCKED SHOTS	0	at Mizzou (11/9/12)
	0	at Kansas City (11/15/12)
	0	at Omaha (11/21/12)
	0	at Valparaiso (12/01/12)
	0	at UT Martin (12-6-12)
	0	SAINT JOSEPH'S (01/20/13)
	0	at Richmond (1/23/13)
	0	CHARLOTTE (01/27/13)
TURNOVERS	7	NORTHERN IOWA (12/29/12)
FOULS	7	WESTERN ILLINOIS (11/24/12)

**2012-13 SLU Women's Basketball
Saint Louis High/Low Analysis (January 31, 2013)
All games**

Opponent - GAME HIGHS

POINTS	78	at UT Martin (12-6-12)
FIELD GOALS MADE	30	at Duquesne (01/16/13)
FIELD GOAL ATTEMPTS	70	VCU (01/12/13)
FIELD GOAL PERCENTAGE	.508 (30-59)	at Duquesne (01/16/13)
3 PT FIELD GOALS MADE	13	NORTHERN IOWA (12/29/12)
	13	at Mizzou (11/9/12)
3 PT FG ATTEMPTS	36	at Mizzou (11/9/12)
3 PT FG PERCENTAGE	.464 (13-28)	NORTHERN IOWA (12/29/12)
FREE THROWS MADE	18	at Southeast Missouri (01-09-13)
FREE THROW ATTEMPTS	25	at Southeast Missouri (01-09-13)
FREE THROW PERCENTAGE	1.000 (4-4)	at Richmond (1/23/13)
REBOUNDS	51	VCU (01/12/13)
ASSISTS	19	SAINT JOSEPH'S (01/20/13)
	19	at Duquesne (01/16/13)
	19	at Mizzou (11/9/12)
STEALS	14	at Duquesne (01/16/13)
	14	at Kansas City (11/15/12)
BLOCKED SHOTS	12	at Duquesne (01/16/13)
TURNOVERS	17	ILLINOIS-CHICAGO(12/03/12)
	17	INDIANA STATE (11/29/12)
FOULS	23	VCU (01/12/13)

Opponent - GAME LOWS

POINTS	42	at Omaha (11/21/12)
FIELD GOALS MADE	16	at Omaha (11/21/12)
FIELD GOAL ATTEMPTS	44	INDIANA STATE (11/29/12)
FIELD GOAL PERCENTAGE	.257 (18-70)	VCU (01/12/13)
3 PT FIELD GOALS MADE	0	VCU (01/12/13)
3 PT FG ATTEMPTS	9	CHARLOTTE (01/27/13)
3 PT FG PERCENTAGE	.000 (0-17)	VCU (01/12/13)
FREE THROWS MADE	1	WESTERN ILLINOIS (11/24/12)
FREE THROW ATTEMPTS	3	WESTERN ILLINOIS (11/24/12)
FREE THROW PERCENTAGE	.250 (2-8)	at Valparaiso (12/01/12)
REBOUNDS	17	at Kansas City (11/15/12)
ASSISTS	6	at Richmond (1/23/13)
STEALS	0	NORTHERN IOWA (12/29/12)
BLOCKED SHOTS	0	at Drake (12-21-12)
TURNOVERS	7	at Kansas City (11/15/12)
FOULS	8	at UT Martin (12-6-12)

2012-13 SLU Women's Basketball
Saint Louis Player High/Low Analysis (January 31, 2013)
All games

Saint Louis - INDIVIDUAL GAME HIGHS

Points	24		BRADLEY, Jacy at Southeast Missouri (01-09-13)
Field Goals Made	9		BRADLEY, Jacy at Southeast Missouri (01-09-13)
Field Goal Att.	18		WEBB, Courtney vs Northern Iowa (12/29/12)
FG Pct (min 5 made)	.800	(8-10)	EGGERT, Mallory vs Indiana State (11/29/12)
	.800	(8-10)	JONES, Lorreal at Kansas City (11/15/12)
3-Point FG Made	5		BRADLEY, Jacy at Southeast Missouri (01-09-13)
3-Point FG Att.	9		BRADLEY, Jacy at Southeast Missouri (01-09-13)
3-Pt FG Pct (min 2 made)	.667	(4-6)	WEBB, Courtney vs Western Illinois (11/24/12)
	.667	(2-3)	BALL, Desirae vs Charlotte (01/27/13)
	.667	(2-3)	BRADLEY, Jacy vs VCU (01/12/13)
Free Throws Made	7		WOMACK, Denisha vs Winthrop (12/31/12)
Free Throw Att.	9		WOMACK, Denisha vs Winthrop (12/31/12)
FT Pct (min 3 made)	1.000	(4-4)	BRADLEY, Jacy vs Memphis (12/19/12)
	1.000	(4-4)	BALL, Desirae vs Memphis (12/19/12)
	1.000	(4-4)	BRADLEY, Jacy at Omaha (11/21/12)
	1.000	(4-4)	WOMACK, Denisha at Mizzou (11/9/12)
	1.000	(4-4)	WEBB, Courtney at Mizzou (11/9/12)
	1.000	(3-3)	JONES, Lorreal at UT Martin (12-6-12)
	1.000	(3-3)	JONES, Lorreal vs Illinois-Chicago (12/03/12)
Rebounds	13		JONES, Lorreal vs Charlotte (01/27/13)
Assists	8		BRADLEY, Jacy vs Winthrop (12/31/12)
	8		BRADLEY, Jacy at Valparaiso (12/01/12)
Steals	6		EGGERT, Mallory vs Indiana State (11/29/12)
Blocked Shots	3		WOMACK, Denisha vs Winthrop (12/31/12)
Turnovers	6		JONES, Lorreal at Drake (12-21-12)
	6		BALL, Desirae at Drake (12-21-12)
	6		BALL, Desirae vs Indiana State (11/29/12)
	6		BRADLEY, Jacy at Omaha (11/21/12)
	6		BALL, Desirae at Mizzou (11/9/12)
Fouls	5		EGGERT, Mallory vs VCU (01/12/13)
	5		WOMACK, Denisha at Southeast Missouri (01-09-13)
	5		EGGERT, Mallory vs Indiana State (11/29/12)
	5		JONES, Lorreal at Mizzou (11/9/12)

2012-13 SLU Women's Basketball
Saint Louis Opponent High/Low Analysis (January 31, 2013)
All games

OPPONENT INDIVIDUAL GAME HIGHS

Points	28	BUTLER, Heather at UT Martin (12-6-12)
Field Goals Made	11	HAILEY, Jennifer vs Charlotte (01/27/13)
Field Goal Att.	25	BUTLER, Heather at UT Martin (12-6-12)
FG Pct (min 5 made)	.700 (7-10)	Griffin,Nicole at Oklahoma (11/18/12)
3-Point FG Made	6	Hart, Khristian at Evansville (12-09-12)
3-Point FG Att.	14	Hart, Khristian at Evansville (12-09-12)
3-Pt FG Pct (min 2 made)	1.000 (2-2)	GERARDOT, Tabitha at Valparaiso (12/01/12)
Free Throws Made	8	O'CONNOR, Eilise at Kansas City (11/15/12)
Free Throw Att.	9	ATWATER, Kaneisha vs VCU (01/12/13)
	9	Mahan, Racheal vs Indiana State (11/29/12)
FT Pct (min 3 made)	1.000 (8-8)	O'CONNOR, Eilise at Kansas City (11/15/12)
	1.000 (6-6)	NEWSOME, Jasmine at UT Martin (12-6-12)
	1.000 (4-4)	HUNTER, Jordan at Southeast Missouri (01-09-13)
	1.000 (4-4)	Collins, Meagan at Evansville (12-09-12)
	1.000 (3-3)	Keitel, Jen vs Northern Iowa (12/29/12)
	1.000 (3-3)	Ellenberg,Aaryn at Oklahoma (11/18/12)
Rebounds	15	MACK, Patricia at Southeast Missouri (01-09-13)
Assists	9	Kalin, Jacqui vs Northern Iowa (12/29/12)
	9	NEWSOME, Jasmine at UT Martin (12-6-12)
Steals	6	FLOYD, Jocelyn at Duquesne (01/16/13)
Blocked Shots	7	HAILEY, Jennifer vs Charlotte (01/27/13)
Turnovers	6	McCLANAHAN, Dequesha vs Winthrop (12/31/12)
	6	Marschner, Alyssa at Drake (12-21-12)
Fouls	5	BROWN, Liz at Richmond (1/23/13)
	5	ALAEZE, Adaeze vs VCU (01/12/13)
	5	PARKS, Robyn vs VCU (01/12/13)
	5	HOPE, Pa'Sonna vs Memphis (12/19/12)
	5	Katie Hannemann vs Illinois-Chicago (12/03/12)