

SAINT LOUIS BILLIKENS



Women's Basketball Game Notes
Saint Louis at Drake
Friday, Dec. 21, 2012 • 5:05 p.m.
Knapp Center • Des Moines, Iowa

Mickey Smith, Media Relations Contact • 314-977-3463 (o) • 314-610-8496 (c) • msm145@slu.edu

PROBABLE STARTERS vs. Drake

Head Coach – LISA STONE (5-6 at SLU, 1st year • 508-243 career, 27th year)

No.	Name	Pos.	Ht.	Cl.	Hometown	PPG	RPG	APG	SPG
1	JACY BRADLEY	G	5-6	Sr.	Florence, Ky.	7.5	4.0	5.1	1.0
12	LORREAL JONES	F	6-0	Jr.	Detroit, Mich.	12.1	7.8	1.2	0.9
21	COURTNEY WEBB	G	5-8	RSr.	Benton Harbor, Mich.	11.2	4.3	1.1	0.5
23	DESIRAE BALL	G	5-9	RSo.	Cincinnati, Ohio	7.3	2.9	2.9	1.2
50	MALLORY EGGERT	C	6-2	Sr.	Oak Forest, Ill.	11.1	7.2	0.5	1.1

OFF THE BENCH

No.	Name	Pos.	Ht.	Cl.	Hometown	PPG	RPG	APG	SPG
00	HALEE CASTLEMAN	G	5-8	Jr.	Springdale, Ark.	1.9	2.3	0.5	0.3
13	ERIKA COOK	G	5-11	So.	Nashville, Tenn.	0.0	0.3	0.0	0.0
34	DENISHA WOMACK	F	6-0	Fr.	Peoria, Ill.	0.9	1.2	0.2	0.1
42	JENNA MUELLER	C	6-2	Jr.	Clarence, Mo.	1.3	2.5	0.3	0.4

FORMER DRAKE COACHES LEAD BILLIKENS AGAINST BULLDOGS

Saint Louis will try to even its record at 6-6 heading into the holiday break when the Billikens take on Drake (3-6) tonight. SLU is led by first-year head coach **Lisa Stone**, who guided Drake to a 64-27 record and two NCAA Tournament berths (including a Sweet 16 appearance) in three seasons (2000-03) at the helm. Stone was succeeded by current Saint Louis assistant coach **Amy Stephens**, who last season concluded a nine-year tenure in Des Moines with a 151-130 ledger. Stephens led Drake to one NCAA appearance and four WNIT bids.

THE SLU-DRAKE SERIES – With a 62-60 victory in St. Louis a year ago, the Bulldogs took a 3-2 series lead. Here is the series history:

Winner	Score	Location	Date
SLU	59-54	St. Louis	11/17/00
DU	73-51	Des Moines	12/10/01
SLU	72-58	St. Louis	12/13/03
DU	84-63	Des Moines	12/4/04
DU	62-60	St. Louis	12/18/11

REVIEWING THE MEMPHIS GAME – **Mallory Eggert** and **Lorreal Jones** registered 15 points and a game-high-tying eight rebounds apiece, but Memphis took command in the second half and posted a 65-58 victory over Saint Louis Wednesday at Chaifetz Arena. Eggert was 6-of-11 from the field, and her team-high five offensive rebounds tied her season high. Jones added a team-high two steals. **Courtney Webb** tallied 11 points and six rebounds, while **Jenna Mueller** grabbed a season-high six boards. **Jacy Bradley** and **Desirae Ball** had seven (game high) and four assists, respectively.

CONQUERING THE ROAD – Saint Louis already has captured three road victories this year, defeating Omaha, Valparaiso and Evansville. That equals the Billikens' number of road wins the past two seasons combined. Prior to this

year, the last time SLU won three road games in an entire season was the 2009-10 campaign. The Billikens haven't posted four road triumphs since 2008-09, when they finished with five.

PASSING OUT DIMES – **Jacy Bradley** has averaged 5.9 assists in SLU's last seven games, including a career-high eight at Valparaiso. Her assist-turnover ratio in those seven contests is 1.86 to 1. Bradley has six games with at least six assists this season.

THE HOT HAND – **Mallory Eggert** is 37-of-69 (.536) from the floor in her last seven games, pushing her season percentage to a team-high .511. Eggert has scored in double figures in seven of her last eight games and is averaging a team-best 12.8 points during that stretch. She also is the Billikens' leading rebounder (8.3 rpg) during that span.

WORKING OVERTIME – Because of a short bench due to injuries, several Billikens are logging considerably more playing time this season than their career minutes-per-game averages reflected at the beginning of the year. **Jacy Bradley** has seen the largest increase; her 36.5 minutes-per-game mark so far this season is 12.6 higher than the career average of 23.9 she brought into 2012-13. Bradley is followed by **Mallory Eggert** (+11.6), **Courtney Webb** (+10.0), **Lorreal Jones** (+8.7), **Halee Castleman** (+7.4) and **Desirae Ball** (+7.1).

PROTECTING THE ROCK – After averaging 21 turnovers in its first six games, SLU trimmed its average to 13 in the last five outings.

SPEED LIMIT: 50 – By limiting Omaha to 42 points, Western Illinois to 44, Indiana State to 48, Valparaiso to 47 and UIC to 49, SLU held five consecutive opponents to fewer than 50 points for the first time in program history. The Billikens allowed an average of 46 points in those five games.

2012-13 BILLIKEN SCHEDULE

November		
Fri., 9	at Missouri	L, 51-67
Thu., 15	at UMKC	L, 53-56
Sun., 18	at Oklahoma	L, 33-68
Wed., 21	at Nebraska-Omaha	W, 51-42
Sat., 24	Western Illinois	W, 55-44
Thu., 29	Indiana State	L, 46-48
December		
Sat., 1	at Valparaiso	W, 53-47
Mon., 3	Illinois-Chicago	W, 58-49
Thu., 6	at UT Martin	L, 62-78
Sun., 9	at Evansville	W, 63-59
Wed., 19	Memphis	L, 58-65
Fri., 21	at Drake	5:05 p.m.
Sat., 29	Northern Iowa	2 p.m.
Mon., 31	Winthrop	Noon
January		
Wed., 9	at S.E. Missouri State	6:30 p.m.
Sat., 12	VCU*	7 p.m.
Wed., 16	at Duquesne*	6 p.m.
Sun., 20	Saint Joseph's*	1 p.m.
Wed., 23	at Richmond*	11 a.m.
Sun., 27	Charlotte*	1 p.m.
Thu., 31	at Xavier*	6 p.m.
February		
Thu., 7	Massachusetts* (CBSSN)	8 p.m.
Sun., 10	at Temple*	1 p.m.
Wed., 13	at La Salle*	11 a.m.
Sun., 17	Fordham*	1 p.m.
Wed., 20	Butler*	Noon
Sun., 24	at Rhode Island*	4 p.m.
Thu., 28	Dayton*	7 p.m.
March		
Sun., 3	at George Washington*	1 p.m.
Fri., 8-	A-10 Championship	
Sun., 10	First Three Rounds@	TBA
Sat., 16	A-10 Championship Final#	TBA

*Atlantic 10 Conference game
 @Philadelphia, Pa. (Saint Joseph's)
 #Brooklyn, N.Y. (Barclays Center)
 All times are Central and subject to change
 CBSSN – CBS Sports Network

A MODEL OF CONSISTENCY – **Lorreal Jones** has scored in double figures in each of her last five games, the longest streak of her career.

BILLIKEN LEADERS – **Lorreal Jones** leads Saint Louis in scoring (12.1 ppg), rebounding (7.8 rpg) and offensive rebounding (3.1 orpg) and is shooting a solid 47.3 percent from the field. **Mallory Eggert** is second in rebounding (7.2 rpg) and offensive rebounding (2.7 orpg) and third in scoring (11.1 ppg) while shooting a team-high 51.1 percent from the floor. **Courtney Webb** is second in scoring (11.2 ppg), averages 4.3 rebounds and has a team-high 19 3-pointers. **Jacy Bradley** averages 7.5 points and 4.0 rebounds while leading the squad in assists (5.1 apg). **Desirae Ball** owns a 7.3 scoring mark and leads the team with 13 steals. The Bills are +6.3 in rebounding margin, are shooting 39.9 percent from the field and 71.3 percent from the free-throw line, and are allowing 56.6 points per game.

Saint Louis Game Notes at Drake, 12/21/12 • p. 2

BILLIKENS IN THE NATIONAL STATISTICS – Through games of Dec. 16, Saint Louis was ranked 13th nationally in fewest fouls per game (12.5), 41st in rebounding margin (+7.5), 61st in free-throw percentage (.727) and 78th in scoring defense (55.8 ppg). **Jacy Bradley** was 55th in assists (4.9 apg).

SLU IN THE A-10 STATISTICS – Through games of Dec. 19, Saint Louis leads the Atlantic 10 in fewest offensive rebounds allowed (9.5 per game) and ranks in the top half of the league in rebounding margin (third, +6.3), free-throw percentage (sixth, .713), fewest turnovers (sixth, 17.4 pg), scoring defense (seventh, 56.6 ppg) and field goal percentage (seventh, .399). **Lorreal Jones** is ninth in offensive rebounding (3.1 orpg), 10th in field goal percentage (.473), 11th in rebounding (7.8 rpg) and 18th in scoring (12.1 ppg). **Jacy Bradley** leads the league in minutes (36.5 mpg), ranks fourth in assists (5.1 apg) and is sixth in assist-turnover ratio (1.5). **Mallory Eggert** is eighth in field goal percentage (.511), 13th in offensive rebounding (2.7 orpg) and 15th in rebounding (7.2 rpg). **Courtney Webb** is 12th in 3-point field goals per game (1.7) and 15th in 3-point field goal percentage (.345), and **Desirae Ball** is tied for second in minutes (36.0 mpg).

NO HARM, NO FOUL – The Billikens are averaging just 12 fouls in their last seven games. For the season, SLU opponents have attempted only 117 free throws for a 10.6 per-game average; the Bills have *made* almost as many (112). **Jacy Bradley** averages 1.19 fouls per 40 minutes, while **Desirae Ball** averages 1.52.

RULING THE BOARDS – SLU has outrebounded eight of its 11 opponents thus far. Since the beginning of last season, the Bills have earned an edge on the boards in 33 of 42 games.

ROAD WARRIORS – Saint Louis opened the 2012-13 campaign with four consecutive road games, only the second time in SLU women's basketball history the Billikens have played that many road contests to begin a season. The 1980-81 squad opened with six consecutive games away from home.

EGGERT, JONES REACH MILESTONES – **Lorreal Jones** and **Mallory Eggert** attained career statistical milestones earlier this season. Jones hit the 500-rebound mark against Indiana State and scored her 500th point at Nebraska Omaha. Eggert reached 500 points at Valparaiso and 500 rebounds at Nebraska Omaha.

BALANCING ACT – In Saint Louis' first 11 games, four different players have led the Billikens in scoring and four different players have led the team in rebounding.

CLIMBING THE CAREER CHARTS – **Jacy Bradley** has 98 3-pointers to rank eighth on the SLU career list. She needs 12 treys to move past seventh-place Harmonie King. Bradley also has 260 career assists to rank 10th in Billiken history; she needs two to overtake ninth-place

Kelly George. **Mallory Eggert** and **Lorreal Jones** have 560 and 542 career rebounds, respectively, and are on pace to move into the Billikens' top 10. Heather King owns 10th place with 612 boards. With 67 career 3-pointers, **Courtney Webb** is on track to claim a top-10 spot.

SCHEDULE PRESENTS CHALLENGES – The Billikens' 29-game schedule includes 13 opponents who advanced to postseason play a year ago, nine teams that won 20 or more games and eight squads that finished among the top 100 in the final NCAA Ratings Percentage Index. Saint Louis will play three games against 2011-12 NCAA Tournament participants – Oklahoma, UT Martin and Dayton. Also on the schedule are nine games against 2011-12 WNIT teams – UMKC, Memphis, Drake, VCU, Duquesne, Saint Joseph's, Richmond, Charlotte and Temple – as well as a contest against WBI participant Northern Iowa.

EXPERIENCE ON THE BENCH – The Saint Louis coaching staff began the season boasting a combined 80 years of collegiate coaching experience, including 49 seasons of head-coaching experience. In addition to **Lisa Stone's** 26 years (all as a head coach), associate head coach **Barb Smith** has 25 years (five as a head coach); assistant coach **Amy Stephens** has 18 years (17 as a head coach); and assistant coach **Lou DiFeo** has 11 years (one as a head coach).

BILLIKENS RETURN 11 FROM LAST YEAR – SLU returned four starters and seven additional players from last year's 11-20 team that tied for 10th (4-10) in the Atlantic 10 Conference. However, **Jamesia Price**, **Morgan Johnson** and **Abby Willis** are sidelined by injuries. The 2011-12 Billikens beat Charlotte in the A-10 Championship first round before falling to eventual champion Dayton in the quarterfinals. **Courtney Webb** is SLU's top returning scorer after averaging a team-high 11.4 points last season, her first as a Billiken. **Desirae Ball** averaged 9.2 points in her first campaign after missing the 2010-11 season with an injury, while **Jacy Bradley** tossed in 8.6 ppg before missing the last 14 games due to injury. **Lorreal Jones** (8.3 ppg) and **Mallory Eggert** (7.6 ppg) round out last year's top five scorers. The Bills return their top two rebounders from a year ago in Jones (7.8 rpg) and Eggert (6.8 rpg). Webb led the way with 48 3-pointers.

BILLS IN EIGHTH SEASON IN A-10 – Saint Louis is in its eighth year as an Atlantic 10 Conference member. The league expanded to 16 schools with the addition of Butler and VCU earlier this year. It will return to 14 members when Charlotte and Temple depart following the conclusion of the 2012-13 seasons.

Defending postseason tournament champion Dayton is ranked 15th in the *USA Today* coaches' poll and 16th by the Associated Press this week. Duquesne is receiving votes in the AP poll.

Last year, regular-season champion St. Bonaventure advanced to the NCAA Tournament Sweet 16. The A-10 has been

highly visible in postseason play in recent years, sending two teams to the NCAA Tournament and five to the WNIT last season, and placing three in the NCAA and five in the WNIT in each of the previous three campaigns. This year, the A-10 Championship final will be played at the new Barclays Center in Brooklyn, N.Y.

REBOUNDING: A SLU HALLMARK – Saint Louis has been strong on the glass in recent years. Last season, the Billikens finished 46th nationally and second in the A-10 in rebounding margin (+4.8), and they led the conference in offensive rebounding (15.7 per game). SLU earned an advantage on the glass in 25 of 31 games a year ago.

JONES, EGGERT DOING THEIR PART ON THE GLASS – **Lorreal Jones** and **Mallory Eggert** made their presence felt in last season's board battles. In the final A-10 rankings, Jones – whose team-high 243 rebounds placed her seventh on SLU's all-time single-season list and third on the school's rebounding chart for sophomores – was fifth in rebounding (7.8 rpg) and ninth in offensive rebounding (2.6 orpg). Eggert, whose 211 caroms were good for fourth on the SLU juniors' list, was 12th in rebounding (6.8 rpg) and fourth in offensive rebounding (2.8 orpg). In addition, Jones tied for fourth in the league with nine double-digit rebounding performances; she has 20 career double-digit efforts. Eggert tied for ninth with six double-digit totals and has 14 for her career.

BALL GARNERS THREE A-10 WEEKLY HONORS – **Desirae Ball** was named A-10 Rookie of the Week three times last season, the second-highest number in the league. Ball collected the award Jan. 9, Feb. 13 and Feb. 27.

DOUBLING UP – In addition to their double-digit rebounding performances, **Lorreal Jones** and **Mallory Eggert** ranked among the Atlantic 10 leaders in double-doubles a year ago. Jones tallied at least 10 points and 10 rebounds in five games to tie for sixth in the conference, while Eggert tied for 12th with three double-doubles. **Courtney Webb** tied for eighth in the league with five 20-point scoring efforts.

UP NEXT – Following a break for Christmas, the Billikens host another Missouri Valley Conference opponent, Northern Iowa, Dec. 29.

WHEN WAS THE LAST TIME THE BILLIKENS ...

Team

Scored 100 points.....	105, Gardner-Webb (12/20/02)
Scored 90 points.....	90, Fordham (2/11/07)
Shot 60 percent.....	60.0, East Carolina (2/3/02)
Shot 50 percent.....	55.0, at UMKC (11/15/12)
Played a ranked team.....	at #11/11 Oklahoma (11/18/12)
Beat a ranked team.....	#20 DePaul (1/24/03)
Played overtime.....	at Fordham (2/26/12)
Won overtime game.....	Charlotte (2/22/12)
Played double overtime.....	at Fordham (1/12/08)
Played triple overtime.....	Never

Individual

40+ points.....	Never
30+ points.....	37, Theresa Lisch at La Salle (1/17/09)
20+ rebs.....	21, Julie Hacker-Buehne vs. McKendree (1/28/88)
15+ rebs.....	16, Lorreal Jones at Wisconsin (12/5/11)
10+ assists.....	10, Janisha Gearlds vs. Massachusetts (2/15/12)
5+ steals.....	5, Desirae Ball at Valparaiso (12/1/12)
5+ blocks.....	5, Kim Bee vs. Murray State (11/26/11)
2 players w/20+ points.....	Bradley (12/29/09)
2 players w/10+ rebounds.....	Indiana State (11/29/12)
4 players w/10+ points.....	at UT Martin (12/6/12)
5 players w/10+ points.....	Arkansas State (11/30/09)
6 players w/10+ points.....	Chicago State (11/13/06)
Triple-double.....	Never
Double-double.....	14 pts., 12 rebs., M. Eggert at Valparaiso (12/1/12)

THE BILLIKENS' RECORD WHEN ...

Leading at halftime.....	4-1
Trailing or tied at halftime.....	1-5
Outrebounding opponent.....	4-4
Are outrebounded or tied.....	1-2
Shoot higher percentage than opponent.....	5-1
Shoot same or lower percentage than opponent.....	0-5
Shoot at least 45 percent.....	1-1
Shoot lower than 45 percent.....	4-5
Make more free throws than opponent.....	5-2
Make same/fewer free throws than opponent.....	0-4
Have more assists than turnovers.....	1-1
Commit fewer turnovers than opponent.....	3-0
Commit same or more turnovers than opponent.....	2-6
Opponent scores 60 or fewer points.....	5-2
Opponent scores between 61-70 points.....	0-3
Opponent scores between 71-80 points.....	0-1
Opponent scores more than 80 points.....	0-0
Score fewer than 50 points.....	0-2
Score between 50-59 points.....	4-3
Score between 60-69 points.....	1-1
Score between 70-79 points.....	0-0
Score at least 80 points.....	0-0
Leading with five minutes to play.....	5-1
Trailing or tied with five minutes to play.....	0-5
Leading with two minutes to play.....	5-1
Trailing or tied with two minutes to play.....	0-5
Games decided by 1 to 5 points.....	1-2
Games decided by 6 to 10 points.....	3-1
Games decided by more than 10 points.....	1-3

DOUBLE-DIGIT SCORING GAMES

<u>Player</u>	<u>Season</u>	<u>Career</u>
Lorreal Jones	9	27
Courtney Webb	8	25
Mallory Eggert	7	24
Desirae Ball	3	18
Jacy Bradley	2	27
Jenna Mueller	0	1

DOUBLE-DIGIT REBOUNDING GAMES

<u>Player</u>	<u>Season</u>	<u>Career</u>
Lorreal Jones	2	20
Mallory Eggert	2	14

2012-13 STATISTICS LEADERS

(# of times player has led in each category)

<u>Player</u>	<u>Points</u>	<u>Rebs.</u>	<u>Assists</u>	<u>Steals</u>
Jones	5	8	1	4
Eggert	4	5		2
Webb	3	2		2
Bradley	2	2	9	4
Ball			2	3
Castleman				1
Mueller				1

2012-13 Saint Louis University Billikens

No.	Name	Yr.	Pos.	Ht.	Hometown (High School/Previous)
00	Halee Castleman	Jr.	G	5-8	Springdale, Ark. (Har-ber)
1	Jacy Bradley	Sr.	G	5-6	Florence, Ky. (Boone County)
4	Morgan Johnson*	So.	G	5-9	Whiteland, Ind. (Whiteland)
11	Jamesia Price*	So.	G	5-7	Blue Springs, Mo. (Blue Springs)
12	Lorreal Jones	Jr.	F	6-0	Detroit, Mich. (Renaissance)
13	Erika Cook	So.	G	5-11	Nashville, Tenn. (Hunters Lane)
21	Courtney Webb	RS Sr.	G	5-8	Benton Harbor, Mich. (Benton Harbor/DePaul University)
23	Desirae Ball	RS So.	G	5-9	Cincinnati, Ohio (Ursuline)
24	Abby Willis*	Jr.	G	5-8	Overland Park, Kan. (Saint Thomas Aquinas)
34	Denisha Womack	Fr.	F	6-0	Peoria, Ill. (Peoria Central)
42	Jenna Mueller	Jr.	C	6-2	Clarence, Mo. (South Shelby)
50	Mallory Eggert	Sr.	C	6-2	Oak Forest, Ill. (Marian Catholic)

Head Coach: Lisa Stone (1st season)

Associate Head Coach: Barb Smith (1st season)

Assistant Coaches: Amy Stephens (1st season), Lou DiFeo (1st season)

Director of Operations: Brittney Marshall (3rd season)

*Injured

Pronunciations

#00 – HAY-lee Castleman

#1 – JAY-cee Bradley

#11 – juh-ME-see-uh Price

#12 – lor-ee-al Jones

#23 – dez-ur-ay Ball

#34 – duh-NEE-shuh WO-mack

#42 – Jenna MYOU-ler

#50 – Mallory EGG-ert

Assistant coach Amy STEE-vens

Assistant coach Lou duh-FAY-oh

What's a Billiken?

The Billiken was born Oct. 8, 1908, when Kansas City art teacher and illustrator Florence Pretz patented a design for an elflike creature with pixie ears, a mischievous smile and a tuft of hair on his pointed head. Reportedly, the image came to her in a dream.

Although it didn't appear on the actual patent, some believe Pretz found the Billiken name in a fanciful work entitled, "Mr. Moon: A Song of the Little People," by Canadian poets Bliss Carman and Richard Hovey.

Within a short time, Pretz sold her patented image to the Billiken Company of Chicago. Initially manufactured as a bank and statuette, and later as a doll, this good luck charm soon became a national craze. By 1911, the Billiken's likeness adorned everything from marshmallow candies to hood ornaments.

In his heyday, the Billiken enjoyed worldwide fame. Artisans in Alaska began carving his image into ivory, and in Japan, he appeared in shrines, amusement parks and even a movie.

Like many other fads, the Billiken might have faded into obscurity if it were not for Saint Louis University law student John Bender, who also happened to be the coach of SLU's football team during the height of Billikenmania.

One story claims that nearby drugstore owner Billy Gunn called Bender a Billiken when the coach walked into his establishment one day. Supposedly, legendary sportswriter William O'Connor was within earshot of the


remark and took up the moniker not only for Bender but also for SLU's sports teams.

Another tale claims O'Connor himself dubbed the coach a Billiken after a particularly good practice left Bender beaming with a big smile. After practice, Bender's fellow law student Charles Z. McNamara, a local cartoonist, sketched Bender as a Billiken, posted it in Gunn's drugstore window and tabbed the football team "Bender's Billikens."

Yet another yarn reports that the druggist asked McNamara to decorate his store window the night before a homecoming game. Supposedly, McNamara drew a Billiken, a popular good luck charm, causing one of his fellow students to exclaim, "That looks like coach Bender!"

Whatever the case, O'Connor is generally credited for popularizing the name throughout the city, but one fact flies in the face of this legend and lore. O'Connor did not join the *St. Louis Post-Dispatch* until Nov. 26, 1911, one full month after the newspaper first mentioned "Bender's Billikens."

Regardless of how the story is told or whether his mysterious origins are ever finally resolved, the Billiken remains a good luck charm for Saint Louis University's sports teams and always brings smiles to the faces of SLU fans. Legend has it that the Billiken has three kinds of luck – good, better and best. Buying a Billiken gives the buyer good luck. To have one given to you is better luck. The best luck comes if the Billiken is stolen.





Halee Castleman
5-8 • Jr. • G
Springdale, Ark.
Har-ber H.S.




Jacy Bradley
5-6 • Sr. • G
Florence, Ky.
Boone County H.S.




Morgan Johnson
5-9 • Soph. • G
Whiteland, Ind.
Whiteland H.S.



Jamesia Price
5-7 • Soph. • G
Blue Springs, Mo.
Blue Springs H.S.



Lorreal Jones
6-0 • Jr. • F
Detroit, Mich.
Renaissance H.S.



Erika Cook
5-11 • Soph. • G
Nashville, Tenn.
Hunters Lane H.S.



Courtney Webb
5-8 • RS Sr. • G
Benton Harbor, Mich.
DePaul University



Desirae Ball
5-9 • RS So. • G
Cincinnati, Ohio
Ursuline H.S.



Abby Willis
5-8 • Jr. • G
Overland Park, Kan.
Saint Thomas Aquinas H.S.



Denisha Womack
6-0 • Fr. • F
Peoria, Ill.
Peoria Central H.S.



Jenna Mueller
6-2 • Jr. • C
Clarence, Mo.
South Shelby H.S.



Mallory Eggert
6-2 • Sr. • C
Oak Forest, Ill.
Marian Catholic H.S.



Lisa Stone
Head Coach
First Season



Barb Smith
Associate Head Coach
First Season



Amy Stephens
Assistant Coach
First Season



Lou DiFeo
Assistant Coach
First Season



Brittney Marshall
Director of Operations
Third Season

Radio-TV Roster

Head Coach Lisa Stone



Lisa Stone, who amassed a 503-237 record in 26 years as a collegiate head coach before arriving at Saint Louis, was named the seventh head coach in Billiken women's basketball history May 4, 2012.

Most recently, Stone served eight seasons (2003-11) in charge at Wisconsin. She began her head-coaching career with a three-year stint at Cornell (Iowa) College, spent 12 seasons at Wisconsin-Eau Claire and had a three-year tenure at Drake.

"We are thrilled to have Lisa and her family join the Saint Louis University community," Director of Athletics Chris May said. "Her successful career, which includes a commitment to academic success and winning at every level, speaks for itself.

"It is an exciting time for the Billikens as we welcome Lisa to SLU to lead the women's basketball program in educating student-athletes, competing for championships and building community," May said. "Lisa's arrival, combined with SLU's educational excellence, state-of-the-art facilities in Chaifetz Arena, the competitive Atlantic 10 Conference and a fertile recruiting base, makes SLU women's basketball poised for success."

"I am excited to join the Billiken family," Stone said. "I wish to thank (SLU President) Father Lawrence Biondi, (Vice President for Student Development) Dr. Kent Porterfield, Chris May and (Associate Director of Athletics) Janet Oberle for their hard work during the process.

"Saint Louis University has an outstanding commitment to excellence, and I am thrilled to be part of an institution that strongly encourages its student-athletes to lead, learn and serve," Stone said. "The University offers academic prestige, outstanding facilities and a beautiful campus, plus an opportunity to compete in the very strong Atlantic 10 Conference."

Stone guided Wisconsin to five postseason appearances, two 20-win campaigns and a 128-119 record that included a 95-68 mark in her final five seasons. In her fourth year (2006-07), the Badgers won a school-record 23 games (23-13) and finished second in the WNIT.

Following WNIT appearances the next two seasons, Wisconsin's 2009-10 squad posted a 21-11 record, tied for third in the Big Ten Conference and earned an NCAA Tournament bid. Stone was rewarded by being named Big Ten Coach of the Year. The Badgers again tied for third in the Big Ten in 2010-11 and participated in the WNIT.

Wisconsin also excelled academically with Stone at the helm. Twenty-one players combined to earn 42 Academic All-Big Ten nods during her tenure.

Stone's 64-27 record at Drake included a 42-12 Missouri Valley Conference ledger. She led the Bulldogs to a 23-7 record, an MVC regular-season co-championship and an NCAA Tournament berth in her first season (2000-01). Stone, whose 23 victories were the most by a first-year MVC women's basketball coach, was tabbed the league's Coach of the Year. The following season, Stone's team went 25-8, achieved a No. 20 national ranking and reached the NCAA Tournament Sweet 16.

The Drake program also flourished in the classroom under Stone's leadership. The 2000-01 Bulldogs were ranked sixth on the Women's Basketball Coaches Association's Academic Top 25 Honor Roll, and the 2001-02 team garnered a No. 15 ranking on the prestigious list.

LISA STONE YEAR BY YEAR

Year	School	Record	Postseason
1985-86	Cornell (Iowa)	11-11	
1986-87	Cornell (Iowa)	12-10	
1987-88	Cornell (Iowa)	11-11	
1988-89	UW-Eau Claire	24-4	NCAA (Q-finals)
1989-90	UW-Eau Claire	21-6	NCAA
1990-91	UW-Eau Claire	15-10	
1991-92	UW-Eau Claire	23-5	NCAA (Q-finals)
1992-93	UW-Eau Claire	22-4	NCAA (rd. of 16)
1993-94	UW-Eau Claire	23-6	NCAA (3rd place)
1994-95	UW-Eau Claire	24-5	NCAA (Q-finals)
1995-96	UW-Eau Claire	25-4	NCAA (Q-finals)
1996-97	UW-Eau Claire	27-4	NCAA (2nd place)
1997-98	UW-Eau Claire	22-5	NCAA
1998-99	UW-Eau Claire	23-5	NCAA
1999-00	UW-Eau Claire	28-1	NCAA (rd. of 16)
2000-01	Drake	23-7	NCAA
2001-02	Drake	25-8	NCAA (rd. of 16)
2002-03	Drake	16-12	
2003-04	Wisconsin	10-17	
2004-05	Wisconsin	12-16	
2005-06	Wisconsin	11-18	
2006-07	Wisconsin	23-13	WNIT (2nd place)
2007-08	Wisconsin	16-14	WNIT (2nd rd.)
2008-09	Wisconsin	19-15	WNIT (rd. of 16)
2009-10	Wisconsin	21-11	NCAA
2010-11	Wisconsin	16-15	WNIT (2nd rd.)
2012-13	Saint Louis	5-6	
Totals		508-243	

At NCAA Division III Wisconsin-Eau Claire, Stone turned around a program that had registered just one winning record prior to her arrival. Her teams tallied a 277-59 mark (159-33 in conference play), turned in 11 20-win seasons, reached the NCAA Tournament 11 times and captured six league crowns.

Stone's 1996-97 squad was the national runner-up, and her 1993-94 team finished third in the nation. She was chosen the 1997 WBCA Division III National Coach of the Year, and in 2000 she was named D3 News/Molten Division III National Coach of the Year as the Blugolds posted a 28-1 record. A five-time Wisconsin Intercollegiate Athletic Conference Coach of the Year, Stone was inducted into the UW-Eau Claire Blugold Hall of Fame in 2006.

Stone's accomplishments at UW-Eau Claire led to her selection to the inaugural class of the WIAC Hall of Fame earlier this year. Additionally, she was named the WIAC Women's Basketball All-Time Co-Coach.

When Stone was named head coach at Division III Cornell College at age 21 in 1985, she was the nation's youngest head basketball coach at a four-year institution. She collected a 34-32 record at Cornell and led the Rams to the Midwest Conference's Southern Division title in each of her three years. Stone also served as the Rams' head softball coach.

In addition to her collegiate coaching experience, Stone was a head coach in the 2001 WBCA All-Star Game as well as an assistant coach for gold-medal-winning Team USA at the 2002 World Championships for Young Women Qualifying Tournament in Brazil.

Stone holds a bachelor's degree in physical education (1984) and a master's degree in athletic administration (1986), both from the University of Iowa. A four-year standout at point guard under legendary head coach C. Vivian Stringer, she is 25th in points (1,129), tied for ninth in steals (177) and 11th in assists (322) on the Iowa career charts. Stone also owns a share of the Hawkeyes' record for steals in a game (nine).

Stone was a three-time team captain and a two-time Hawkeye Most Valuable Player. As a senior, she won the Big Ten Medal of Honor as one of the top scholar-athletes in the conference and also captured the Iowa Student-Athlete of the Year award.

A native of Oregon, Wis., Stone earned four letters each in basketball, tennis and track and field during her high school career. She helped lead Oregon to the Wisconsin Class A state basketball tournament in 1979 and 1980, and she earned first-team All-State honors as a senior and second-team recognition as a junior.

Stone and her husband, Ed, a certified public accountant, are the parents of a daughter, Allison (20), and a son, Tyler (17).



#1 • Jacy Bradley

Senior Guard • 5-6

Florence, Ky.

Boone County H.S.

Ranks eighth on the Saint Louis career 3-point field goals list with 98, and 10th on the SLU career assists chart with 260.

2012-13: Had a game-high seven assists to go with four points (4-of-4 FT), one rebound, one block and one steal vs. Memphis ...

produced SLU's first 20-point performance of the season with 23 points at Evansville (8-of-13 FG, 3-of-6 3-pointers, 4-of-5 FT) ... also had a game-high six assists vs. the Purple Aces, and tied for the team lead with a career-high-tying eight rebounds ... had nine points (3-of-5 3-pointers), four rebounds and three assists at UT Martin ... scored seven points, led the team with four assists and added two rebounds, a block and a steal vs. UIC ... posted a career- and game-high eight assists (one turnover) and four rebounds at Valparaiso ... had a game-high-tying seven assists and scored six points vs. Indiana State ... tallied game highs of six assists and three steals to go with six points and four rebounds vs. Western Illinois ... had four points, seven rebounds, three assists and a steal at Nebraska Omaha ... scored a team-high 11 points, had a game-high and career-high-tying four steals, and added four rebounds, an assist and a block at No. 11 Oklahoma ... posted a game-high seven assists and tied for game-high honors with five rebounds at UMKC ... had nine points, five rebounds and a team-high four assists with no turnovers at Missouri.

2011-12: Played in 17 games and started six before suffering a season-ending injury at Charlotte in the second A-10 game of the season ... earned All-Tournament plaudits at Seattle University's Washington Dental Service Holiday Hoops Tournament ... was named to the Jesuit Basketball Spotlight Honor Roll Jan. 2 ... led the Billikens in 3-point field goal percentage (.353) and fewest fouls per 40 minutes (1.25) ... was second on the team in assists per game (3.1, her career-best season average) ... placed third in scoring (8.6 ppg), 3-point field goals (18), free-throw percentage (.846) and assists (53) ... scored a team-season-high 24 points vs. Saint Francis, going 9-of-12 from the field (career-high nine field goals), 3-of-5 from 3-point distance and 3-of-4 from the free-throw line. **Notable Performances Last Season vs. 2012-13 Opponents:** Netted a team-high 16 points at Charlotte ... had a team-high four assists (one turnover) vs. Southeast Missouri State.

2010-11: Played in all 29 games and started 10, including the final seven outings of the season ... in conference games only, ranked sixth in the A-10 in 3-point field goals per game (2.2) and tied for 23rd in scoring (11.4 ppg) ... landed in second place on SLU's single-season list for sophomores with 42 3-pointers ... led the team in points (267), field goals (93), 3-point field goals (42), free-throw percentage (.886), assists (78), assists per game (2.7) and fewest fouls per 40 minutes (2.1) ... was second in scoring average (9.2 ppg), 3-point field goal percentage (.304) and minutes (742) ... finished third in steals (34), steals per game (1.2) and minutes per game (25.6) ... averaged a team-high 11.4 points and shot a team-high .337 from 3-point range in conference games ... led the Billikens in scoring 11 times, most on the team ... led SLU or tied for the team lead in assists 15 times, most on the team ... scored in double

Career Highs

Points – 25 at Richmond, 2/26/11

Field Goals – 9 vs. Saint Francis (Pa.), 12/30/11

3-Point FGs – 5, twice, last at Richmond, 2/26/11

Free Throws – 8 vs. Fordham, 1/25/11

FT Attempts – 8 vs. Fordham, 1/25/11

Rebounds – 8, twice, last at Evansville, 12/9/12

Offensive Rebounds – 2, seven times, last at Omaha, 11/21/12

Assists – 8 at Valparaiso, 12/1/12

Blocks – 1, three times, last vs. Memphis, 12/19/12

Steals – 4, three times, last at Oklahoma, 11/18/12

Minutes – 40, twice, last at Evansville, 12/9/12

Season Highs

Points – 23 at Evansville, 12/9/12

Field Goals – 8 at Evansville, 12/9/12

3-Point FGs – 3, twice, last at Evansville, 12/9/12

Free Throws – 5 vs. Illinois-Chicago, 12/3/12

FT Attempts – 6 vs. Illinois-Chicago, 12/3/12

Rebounds – 8 at Evansville, 12/9/12

Offensive Rebounds – 2 at Omaha, 11/21/12

Assists – 8 at Valparaiso, 12/1/12

Blocks – 1, three times, last vs. Memphis, 12/19/12

Steals – 4 at Oklahoma, 11/18/12

Minutes – 40, twice, last at Evansville, 12/9/12

figures a team-leading 13 times. **Notable Performances in 2010-11 vs. 2012-13 Opponents:** Had team season highs of 25 points (career high, game high) at Richmond, five 3-pointers (career high) at Richmond and at Massachusetts, and 100 percent free-throw shooting (8-of-8, best perfect game, career highs in FTM and FTA) vs. Fordham ... also had career highs of eight field goals and 37 minutes at Richmond, and two offensive rebounds vs. George Washington and at Temple ... turned in season highs of six rebounds at Richmond, five assists at Charlotte and vs. Xavier, and three steals at La Salle ... tallied 18 points (6-of-10 FG, 4-of-6 3-pointers) at La Salle ... followed with team-high 17-point efforts at Massachusetts (5-of-12 3-pointers) and vs. Fordham (tied game high, added five rebounds) ... registered a team-high 15 points (3-of-6 3-pointers) at Charlotte ... led the Bills with 15 points (5-of-10 3-pointers) at Rhode Island ... scored a team-high 13 points (5-of-10 FG, 3-of-5 3-pointers) vs. Xavier ... collected a team-high 11 points vs. George Washington ... dished out four assists vs. Dayton.

2009-10: Was named the Dec. 7 A-10 co-Rookie of the Week ... played in all 30 games and started twice ... led the team in assist-to-turnover ratio (1.16:1) and fewest fouls per 40 minutes (1.95) ... was second on the team in 3-point field goals (28), 3-point field-goal percentage (28-of-83, .337), assists (73) and steals (33), and tied for second in free-throw percentage (25-of-33, .758) ... led the team or tied for the team lead in assists 12 times ... sank at least one 3-pointer in her first 10 and 15 of her first 17 games ... had 12 games with either zero or one turnover. **Notable Performances in 2009-10 vs. 2012-13 Opponents:** Her four steals vs. Massachusetts tied for SLU's season high ... had a personal season high of eight rebounds (team high) at Fordham ... added four assists to her eight rebounds at Fordham ... distributed four assists at Xavier.

Career Statistics

Season	GP	GS	Min	Avg	FG	FGA	Pct	3FG	FGA	Pct	FT	FTA	Pct	Off	Def	Reb	Avg	PF	FO	A	TO	B	S	Pts	Avg
2009-10	30	2	656	21.9	63	186	.339	28	83	.337	25	33	.758	10	44	54	1.8	32	0	73	63	0	33	179	6.0
2010-11	29	10	742	25.6	93	285	.326	42	138	.304	39	44	.886	22	47	69	2.4	39	0	78	98	0	34	267	9.2
2011-12	17	6	417	24.5	59	166	.355	18	51	.353	11	13	.846	6	29	35	2.1	13	0	53	60	0	18	147	8.6
2012-13	11	10	402	36.5	26	81	.321	10	37	.270	20	23	.870	4	40	44	4.0	12	0	56	37	3	11	82	7.5
Totals	87	28	2217	25.5	241	718	.336	98	309	.317	95	113	.841	42	160	202	2.3	96	0	260	258	3	96	675	7.8



#50 • Mallyory Eggert

Senior Center • 6-2

Oak Forest, Ill.

Marian Catholic H.S.

2012-13: Tied for the team lead with 15 points (6-of-11 FG) and eight rebounds (five offensive) vs. Memphis ... had four points and six rebounds at Evansville ... scored a career- and team-high 17 points, tied for game-high honors with eight rebounds (five offensive) and had an assist at UT Martin ...

tallied 13 points and tied for game-high honors with eight rebounds vs. UIC ... scored 14 points and grabbed a game-high 12 rebounds (tying the SLU season high, including five offensive) at Valparaiso ... tied her career high with 16 points (career-high eight FGs, 8-of-10) to go with 10 rebounds, a career-high six steals, a career-high-tying two blocks and an assist vs. Indiana State ... turned in 11 points, seven rebounds (four offensive), two steals and a block vs. Western Illinois ... tied for game-high scoring honors with 12 points and added seven rebounds and an assist at Nebraska Omaha ... tallied seven points, two rebounds and a steal at No. 11 Oklahoma ... had eight points, three rebounds and two assists at UMKC ... scored five points, tied for game-high honors with eight rebounds, and tied for game-high honors with a career-high three steals at Missouri.

2011-12: Was named to the A-10 Commissioner's Honor Roll (minimum 3.5 GPA) for both semesters ... was named Performer of the Week by Pickin Splinters Dec. 12 ... played in all 31 games and started 25, both career highs ... for all games, tied for fourth in the A-10 in offensive rebounding (team-high 2.8 orpg, career-high 88 total) and was 12th in rebounding (career-high-tying 6.8 rpg, second on the team) ... tied for ninth in the conference in double-figure rebound games (six), and tied for 12th in double-doubles (three) ... in A-10 contests only, was fifth in field goal percentage (team-high .535), tied for sixth in offensive rebounding (team-high 2.8 orpg) and 12th in rebounding (6.6 rpg, second on the team) ... her 7-of-8 shooting performance vs. La Salle tied for fourth best in the A-10 ... led the Billikens in field goal percentage (.464) ... finished second on the team with a career-high 211 rebounds, good for fourth place on SLU's single-season list for juniors ... also was second in free throws (career-high 57) and free-throw attempts (career-high 94) ... also posted career highs for a season in points (237), scoring average (7.6 ppg), field goals (90), steals (17), minutes (707) and minutes per game (22.8) ... led Saint Louis in rebounding 12 times, second most on the team ... had at least four offensive rebounds 11 times. **Notable Performances Last Season vs. 2012-13 Opponents:** Tied for the team season high with a career-high eight free throws (8-of-10, also a career high in attempts) vs. Richmond ... scored a career-high and team-high 16 points (4-of-6 FG) and had a team-high eight rebounds in the Richmond game ... netted a team-high 14 points (career-high seven field goals) and added nine rebounds (five offensive) vs. La Salle ... led the Billikens in scoring (14 points, 6-of-11 FG) and rebounding (seven) at Xavier ... tallied 12 points and gathered four offensive boards vs. Charlotte in the A-10 Championship first round ... scored 12 points (5-of-7 FG) at George Washington ... tossed in 11 points (5-of-9 FG) and grabbed a team-high 10 boards vs. Drake ... in a career-high 39 minutes, scored 11 points to go with a team-high eight rebounds in a home win over Charlotte ... collected a team-high 11 boards vs. Rhode Island ... registered five offensive rebounds at Dayton and Fordham.

Career Highs

Points – 17 at UT Martin, 12/6/12

Field Goals – 8 vs. Indiana State, 11/29/12

3-Point FGs – None

Free Throws – 8 vs. Richmond, 1/28/12

FT Attempts – 10 vs. Richmond, 1/28/12

Rebounds – 16 vs. Florida Atlantic, 12/19/10

Offensive Rebounds – 7, twice, last vs. Eastern Michigan, 12/29/11

Assists – 3 vs. Morgan State, 11/14/10

Blocks – 2, three times, last vs. Indiana State, 11/29/12

Steals – 6 vs. Indiana State, 11/29/12

Minutes – 39 vs. Charlotte, 2/22/12

Season Highs

Points – 17 at UT Martin, 12/6/12

Field Goals – 8 vs. Indiana State, 11/29/12

3-Point FGs – None

Free Throws – 6 at Omaha, 11/21/12

FT Attempts – 8 at Omaha, 11/21/12

Rebounds – 12 at Valparaiso, 12/1/12

Offensive Rebounds – 5, three times, last vs. Memphis, 12/19/12

Assists – 2 at UMKC, 11/15/12

Blocks – 2 vs. Indiana State, 11/29/12

Steals – 6 vs. Indiana State, 11/29/12

Minutes – 38 at Valparaiso, 12/1/12

2010-11: Received the team's Billiken Award, given to the player who best exemplifies a combination of passion, leadership, selflessness and community involvement ... played in all 29 games and was third on the team with 24 starts ... for all games, was 11th in the A-10 in offensive rebounding (2.6 orpg) and 12th in total rebounding (6.8 rpg) ... in conference games, ranked 12th in total rebounding (7.0 rpg) and tied for 12th in offensive rebounding (2.4 orpg) ... led the Billikens in field goal percentage (.435) and blocks (11) ... was second on the team in rebounds (196), rebounding average (6.8 rpg), offensive rebounds (75) and offensive rebounding average (2.6 orpg) ... averaged a team-high 7.0 rebounds (team-high 98 rebounds) in conference games ... tied for the team scoring lead twice ... led the team or tied for the team lead in rebounding 11 times, second most on the squad ... scored in double figures seven times ... produced five double-figure rebounding games. **Notable Performances in 2010-11 vs. 2012-13 Opponents:** Tied the Bills' season high with a career-high two blocks vs. Dayton and vs. Saint Joseph's ... turned in a double-double at Rhode Island (12 points on 5-of-10 FG, game-high 11 rebounds including five offensive), one of two on the season ... tied for the team scoring lead with 10 points at Temple (3-of-4 FG, 4-of-4 FT) ... registered 10 points (3-of-5 FG) and six rebounds at Massachusetts ... was the game-high rebounder in consecutive games vs. Saint Joseph's (12, including four offensive) and Dayton (11) ... collected a team-high 10 boards vs. George Washington ... enjoyed a nine-rebound performance at Richmond (tied team high, including four offensive) ... gathered eight rebounds vs. Charlotte (team high).

2009-10: Played in 27 games and started two ... third on the team in field-goal percentage (.486). **Notable Performances in 2009-10 vs. 2012-13 Opponents:** Enjoyed her season scoring high of four points vs. Butler ... pulled down three offensive rebounds among her five caroms vs. Rhode Island.

Career Statistics

Season	GP	GS	Min	Avg	FG	FGA	Pct	3FG	FGA	Pct	FT	FTA	Pct	Off	Def	Reb	Avg	PF	FO	A	TO	B	S	Pts	Avg
2009-10	27	2	240	8.9	17	35	.486	0	0	.000	5	14	.357	22	52	74	2.7	31	0	0	15	1	6	39	1.4
2010-11	29	24	644	22.2	64	147	.435	0	0	.000	36	60	.600	75	121	196	6.8	72	0	10	37	11	13	164	5.7
2011-12	31	25	707	22.8	90	194	.464	0	0	.000	57	94	.606	88	123	211	6.8	80	0	11	40	3	17	237	7.6
2012-13	11	11	329	29.9	47	92	.511	0	0	.000	28	45	.622	30	49	79	7.2	31	1	6	26	3	12	122	11.1
Totals	98	62	1920	19.6	218	468	.466	0	0	.000	126	213	.592	215	345	560	5.7	214	1	27	118	18	48	562	5.7



#21 • Courtney Webb

RS Senior Guard • 5-8

Benton Harbor, Mich.

Benton Harbor H.S. • DePaul

2012-13: Tossed in 11 points, grabbed six rebounds and added two assists, a block and a steal vs. Memphis ... scored 12 points to go with four rebounds, a block and a steal at Evansville ... had 10 points, four rebounds, two assists and a steal at UT Martin ... netted 13 points (three

3-pointers), collected four rebounds (three offensive) and added two assists and two steals vs. UIC ... scored a game-high-tying 15 points and added four rebounds and an assist at Valparaiso ... had five points, three rebounds and an assist vs. Indiana State ... scored a game-high 16 points (tying her career high with four 3-pointers, 4-of-6), had career highs of eight rebounds and four offensive rebounds, and added two assists and a steal vs. Western Illinois ... registered eight points, three rebounds and two assists at Nebraska Omaha ... had six points and two rebounds at No. 11 Oklahoma ... scored 10 points and tied for game-high honors with five rebounds at UMKC ... tallied a team-high 17 points, including three 3-pointers, and grabbed four rebounds, including a career-high-tying three offensive boards, at Missouri.

2011-12: Her first season with the Billikens after sitting out the 2010-11 campaign following her transfer from DePaul ... played in all 31 games and started 13, including the final nine games of the season ... in all games, was 12th in the A-10 in 3-point field goal percentage (.348, second on the team) and 20th in scoring (team-high 11.4 ppg, 354 points) ... had five games with 20 or more points, tying for eighth in the league ... in A-10 games only, finished sixth in 3-point field goal percentage (team-high .387) and tied for sixth in 3-point field goals per game (1.7) ... led the Billikens in field goals (134) and 3-point field goals (48) ... was second on the team in free-throw percentage (.864) and tied for third in blocks (six) ... led the Billikens in scoring 11 times, most on the team, and also had a team-high 17 double-figure scoring totals. **Notable Performances Last Season vs. 2012-13 Opponents:** Tied for the team season high with four 3-pointers vs. six opponents, including Charlotte at home, Duquesne and George Washington ... had a team-high 21 points (8-of-15 FG) and added five rebounds vs. Massachusetts ... her team-high 19-point effort vs. Charlotte in the A-10 Championship first round included a 6-of-7 performance from the foul line, and she added six rebounds (three offensive) ... had a team-high 18 points vs. Charlotte in the Bills' home finale ... hit all four of her 3-point attempts in a team-high 14-point showing at George Washington ... led SLU with 12 points and collected five rebounds vs. Dayton in the A-10 Championship quarterfinals ... tied for the team high with 12 points and secured six rebounds (three offensive) vs. Southeast Missouri State ... netted a team-high 12 points (5-of-10 FG) vs. Drake ... scored 12 points vs. Duquesne, 11 points at Xavier and 10 points vs. Temple.

AT DEPAUL: Played in 29 games in two seasons for the Blue Demons and tallied 69 points and 33 rebounds ... was a Big East Conference All-Academic selection as a freshman.

Career Highs

Points – 23 vs. UMKC, 12/20/11

Field Goals – 10 vs. UMKC, 12/20/11

3-Point FGs – 4, seven times, last vs. Western Illinois, 11/24/12

Free Throws – 6 vs. Charlotte, 3/2/12

FT Attempts – 7 vs. Charlotte, 3/2/12

Rebounds – 8 vs. Western Illinois, 11/24/12

Offensive Rebounds – 4 vs. Western Illinois, 11/24/12

Assists – 3, four times, last at Dayton, 2/18/12

Blocks – 2 vs. Saint Francis (Pa.), 12/30/11

Steals – 2, five times, last vs. Illinois-Chicago, 12/3/12

Minutes – 38 vs. Illinois-Chicago, 12/3/12

Season Highs

Points – 17 at Missouri, 11/9/12

Field Goals – 6, twice, last at Valparaiso, 12/1/12

3-Point FGs – 4 vs. Western Illinois, 11/24/12

Free Throws – 4 at Missouri, 11/9/12

FT Attempts – 4, twice, last at Evansville, 12/9/12

Rebounds – 8 vs. Western Illinois, 11/24/12

Offensive Rebounds – 4 vs. Western Illinois, 11/24/12

Assists – 2, five times, last vs. Memphis, 12/19/12

Blocks – 1, twice, last vs. Memphis, 12/19/12

Steals – 2 vs. Illinois-Chicago, 12/3/12

Minutes – 38 vs. Illinois-Chicago, 12/3/12

Career Statistics

Season	GP	GS	Min	Avg	FG	FGA	Pct	3FG	FGA	Pct	FT	FTA	Pct	Off	Def	Reb	Avg	PF	FO	A	TO	B	S	Pts	Avg
2011-12	31	13	666	21.5	134	357	.375	48	138	.348	38	44	.864	22	63	85	2.7	59	0	30	65	6	13	354	11.4
2012-13	11	10	346	31.5	45	116	.388	19	55	.345	14	17	.824	18	29	47	4.3	26	0	12	29	2	6	123	11.2
Totals	42	23	1012	24.1	179	473	.378	67	193	.347	52	61	.852	40	92	132	3.1	85	0	42	94	8	19	477	11.4



#00 • Halee Castleman

Junior Guard • 5-8

Springdale, Ark.

Har-ber H.S.

2012-13: Chipped in two points and three rebounds vs. Memphis ... had four points, including a key 3-pointer, and three rebounds at Evansville ... scored a season-high five points and grabbed two rebounds at UT Martin ... contributed two points, three rebounds and an assist vs. UIC ...

had two points, two rebounds and a steal at Valparaiso ... collected a rebound vs. Indiana State ... grabbed a rebound vs. Western Illinois ... had two points, five rebounds, an assist and a steal at Nebraska Omaha ... registered two points, an assist and a steal at No. 11 Oklahoma ... pulled down four rebounds and added two assists at UMKC ... had two points and a rebound at Missouri.

2011-12: Played in 27 games, including 12 Atlantic 10 contests, and started seven times ... was third on the team in fewest fouls per 40 minutes (3.08) ... shot a solid 72.4 percent (21-of-29) from the foul line.
Notable Performances Last Season vs. 2012-13 Opponents: Scored seven points (3-of-3 FT) and had six rebounds, including a career-high four offensive boards, at George Washington.

2010-11: Played in 17 games, including 11 conference contests. **Notable Performances in 2010-11 vs. 2012-13 Opponents:** Grabbed four rebounds at Richmond.

Career Highs

Points – 9 vs. Murray State, 11/21/10

Field Goals – 3, three times, last at Tennessee Tech, 1/2/11

3-Point FGs – 1, twice, last at Evansville, 12/9/12

Free Throws – 4 vs. UT Martin, 11/22/11

FT Attempts – 4, eight times, last at St. Bonaventure, 1/14/12

Rebounds – 8 vs. UT Martin, 11/22/11

Offensive Rebounds – 4 at George Washington, 1/25/12

Assists – 2, twice, last at UMKC, 11/15/12

Blocks – 1, four times, last vs. Temple, 2/8/12

Steals – 2 vs. Memphis, 12/17/10

Minutes – 26 at Missouri, 11/9/12

Season Highs

Points – 5 at UT Martin, 12/6/12

Field Goals – 2 at UT Martin, 12/6/12

3-Point FGs – 1, twice, last at Evansville, 12/9/12

Free Throws – 2, three times, last at Valparaiso, 12/1/12

FT Attempts – 2, four times, last at Evansville, 12/9/12

Rebounds – 5 at Omaha, 11/21/12

Offensive Rebounds – 1 at Valparaiso, 12/1/12

Assists – 2 at UMKC, 11/15/12


Blocks – None

Steals – 1, three times, last at Valparaiso, 12/1/12

Minutes – 26 at Missouri, 11/9/12

Career Statistics

Season	GP	GS	Min	Avg	FG	FGA	Pct	3FG	FGA	Pct	FT	FTA	Pct	Off	Def	Reb	Avg	PF	FO	A	TO	B	S	Pts	Avg
2010-11	17	0	130	7.6	10	26	.385	0	3	.000	10	16	.625	2	15	17	1.0	8	0	5	10	0	5	30	1.8
2011-12	27	7	273	10.1	14	52	.269	0	0	.000	21	29	.724	15	33	48	1.8	21	0	12	20	4	6	49	1.8
2012-13	11	2	183	16.6	6	18	.333	2	8	.250	7	8	.875	1	24	25	2.3	16	0	5	9	0	3	21	1.9
Totals	55	9	586	10.7	30	96	.313	2	11	.182	38	53	.717	18	72	90	1.6	45	0	22	39	4	14	100	1.8



#12 • Lorreal Jones

Junior Forward • 6-0

Detroit, Mich.

Renaissance H.S.

2012-13: Tied for the team lead with 15 points and eight rebounds and added two steals and an assist vs. Memphis ... scored 12 points, tied for the team lead with eight rebounds and added three assists at Evansville ... scored 11 points, tied for game-high rebounding honors with eight,

tied for the team high with a career-high five assists and made a steal at UT Martin ... led the team with 15 points, tied for game-high rebounding honors with eight and added an assist vs. UIC ... scored a game-high-tying 15 points and added four rebounds and a steal at Valparaiso ... had six points, a game-high 12 rebounds (game-high six offensive), an assist and a steal vs. Indiana State ... posted 12 points, seven rebounds, two assists and a steal vs. Western Illinois ... tied for game-high scoring honors with 12 points, pulled down a game-high nine rebounds and had a steal at Nebraska Omaha ... had game highs of 10 rebounds and six offensive rebounds and added five points and a steal at No. 11 Oklahoma ... led the team with 18 points (8-of-10 FG) to go with four rebounds and a steal at UMKC ... scored 12 points, tied for game-high honors in rebounds (eight) and offensive rebounds (four), and added a steal at Missouri.

2011-12: Played in all 31 games and started 29 ... was one of only two Billikens to start all 14 A-10 games ... for all games, finished fifth in the A-10 in rebounding (team-high 7.8 rpg) and ninth in offensive rebounding (2.6 orpg, 82 total, second on the team) ... tied for fourth in the A-10 in double-figure rebound games (nine) and tied for sixth in double-doubles (five) ... was 11th in the A-10 in rebounding (team-high 6.8 rpg) in conference games only ... had a team-high 243 rebounds, placing her seventh on the Saint Louis single-season list and third all-time among Billiken sophomores ... led SLU in free throws (74) and free-throw attempts (109) ... was third on the team in points (257), field goals (91), field goal percentage (.419), minutes (782) and minutes per game (25.2), and tied for third in steals (26) ... led the Billikens in rebounding 15 times, most on the team ... had at least four offensive rebounds eight times, including a team-season-high eight vs. Missouri ... rebounded in double figures in seven of the first eight games ... sank 19 consecutive free throws during an eight-game span ... her 8-of-8 free-throw effort vs. Missouri was the team's season best and tied for third best in the A-10.
Notable Performances Last Season vs. 2012-13 Opponents: An 8-of-9 free-throw performance helped her to a 14-point total vs. Rhode Island ... contributed team highs of 13 points (5-of-10 FG) and 13 rebounds (team-season-high eight offensive) in a one-point win over Duquesne ... enjoyed a 13-point (5-of-6 FG, 3-of-3 FT), team-leading 11-rebound (four offensive) effort vs. La Salle ... topped the team scoring chart with 13 points (5-of-9 FG) and tied for the team lead with eight boards at Dayton ... had 12 points (4-of-7 FG) and a team-high eight rebounds at Saint Joseph's ... produced 10 points in home contests vs. Drake (3-of-4 FG) and Charlotte (4-of-6 FG) ... led Billiken rebounders with 11 vs. Southeast Missouri State ... topped the team's rebounding chart in A-10 Championship games vs. Charlotte (seven-tied) and Dayton (nine, four offensive).

2010-11: Was the only Billiken to start all 29 games ... for all games, was third in the A-10 in offensive rebounding (3.6 orpg) and seventh in total

Career Highs

Points – 19 vs. Missouri, 11/16/11

Field Goals – 8 at UMKC, 11/15/12

3-Point FGs – 1, twice, last vs. Indiana State, 11/29/12

Free Throws – 8, twice, last vs. Rhode Island, 1/22/12

FT Attempts – 14 at Murray State, 12/3/11

Rebounds – 16 at Wisconsin, 12/5/11

Offensive Rebounds – 9 vs. Murray State, 11/21/10

Assists – 5 at UT Martin, 12/6/12

Blocks – 2 vs. Missouri State, 12/12/10

Steals – 3, three times, last at Wisconsin, 12/5/11

Minutes – 38 vs. Illinois-Chicago, 12/3/12

Season Highs

Points – 18 at UMKC, 11/15/12

Field Goals – 8 at UMKC, 11/15/12

3-Point FGs – 1 vs. Indiana State, 11/29/12

Free Throws – 5 at Valparaiso, 12/1/12

FT Attempts – 8, twice, last vs. Memphis, 12/19/12

Rebounds – 12 vs. Indiana State, 11/29/12

Offensive Rebounds – 6, twice, last vs. Indiana State, 11/29/12

Assists – 5 at UT Martin, 12/6/12

Blocks – None

Steals – 2 vs. Memphis, 12/19/12

Minutes – 38 vs. Illinois-Chicago, 12/3/12

rebounding (7.3 rpg) ... in conference games, ranked fourth in offensive rebounding (3.6 orpg) and tied for 13th in total rebounding (6.9 rpg) ... led the Billikens in total rebounds (213), total rebounding average (7.3 rpg), offensive rebounds (104) and offensive rebounding average (3.6 orpg) ... ranked second on the team in free-throw attempts (86) ... was third in minutes (707) and field goal percentage (.375) ... led the team in field goal percentage (.423) in conference games only ... tied for the team scoring lead three times ... led the Bills or tied for the team rebounding lead 13 times, most on the squad ... scored in double figures seven times and had nine double-figure rebounding performances ... contributed five double-doubles ... earned at least four offensive rebounds in 13 games. **Notable Performances in 2010-11 vs. 2012-13 Opponents:** Scored a season-high 12 points at La Salle (season-high six FG, 6-of-11) ... registered a double-double vs. La Salle (12 points, game-high 10 rebounds) pulled down a game-high 13 rebounds (five offensive) at Duquesne ... narrowly missed double-doubles with nine points (4-of-6 FG) and 10 boards (five offensive) vs. Saint Joseph's, and 10 points (4-of-7 FG) and a team-high-tying nine rebounds (six offensive) at Richmond ... netted 10 points (tied team high) at Temple ... tallied a team-high 10 rebounds (five offensive) vs. Fordham ... scored nine points at Rhode Island (4-of-4 FG) and vs. Dayton ... topped the SLU rebounding chart at Massachusetts (seven).

Career Statistics

Season	GP	GS	Min	Avg	FG	FGA	Pct	3FG	FGA	Pct	FT	FTA	Pct	Off	Def	Reb	Avg	PF	FO	A	TO	B	S	Pts	Avg
2010-11	29	29	707	24.4	75	200	.375	0	2	.000	46	86	.535	104	109	213	7.3	59	0	12	42	5	19	196	6.8
2011-12	31	29	782	25.2	91	217	.419	1	2	.500	74	109	.679	82	161	243	7.8	71	3	21	61	5	26	257	8.3
2012-13	11	11	369	33.5	53	112	.473	1	5	.200	26	40	.650	34	52	86	7.8	31	1	13	35	0	10	133	12.1
Totals	71	69	1858	26.2	219	529	.414	2	9	.222	146	235	.621	220	322	542	7.6	161	4	46	138	10	55	586	8.3



#42 • Jenna Mueller

Junior Center • 6-2

Clarence, Mo.

South Shelby H.S.

2012-13: Had four points, a season-high six rebounds and a steal vs. Memphis ... tallied two points, two rebounds and a block at Evansville ... had two offensive rebounds, an assist and a steal at UT Martin ... scored one point and grabbed three rebounds (two offensive) vs. UIC ... contributed two

points, a rebound and an assist at Valparaiso ... gathered three rebounds (two offensive) in four minutes vs. Indiana State ... had a rebound and an assist vs. Western Illinois ... chipped in five points and four rebounds at Nebraska Omaha ... had two rebounds and a steal at No. 11 Oklahoma ... grabbed two rebounds at UMKC ... had an offensive rebound and a steal at Missouri.

2011-12: Played in 28 games, including 13 A-10 contests, and started twice ... was second on the team in field goal percentage (.431) and tied for third in blocks (six). **Notable Performances Last Season vs. 2012-13 Opponents:** Led the team with a career-high nine rebounds at Fordham ... hit the game-winning shot with 1.1 seconds left vs. Duquesne to cap a season-high eight-point performance (3-of-6 FG) ... played a career-high 27 minutes in the Duquesne game ... had five points and two steals in a win over Massachusetts ... blocked a career-high two shots vs. Temple ... tallied six points (3-of-5 FG) and four rebounds at Saint Joseph's ... pulled down seven rebounds to help beat Rhode Island.

2010-11: Played in 27 games, including all 14 conference contests ... tied for second on the team with seven blocks. **Notable Performances in 2010-11 vs. 2012-13 Opponents:** Had season highs of 10 points and five field goals (5-of-9) while securing five rebounds at Charlotte ... gathered a season-high two offensive boards at Charlotte, at Rhode Island, at Temple, vs. Fordham and at La Salle ... collected a season-high and team-high three steals in consecutive games vs. Fordham and Charlotte ... played a season-high 26 minutes at Temple and vs. Charlotte ... scored eight points (3-of-5 FG), led the team with six rebounds and tied for the team high with two steals at Temple ... had five rebounds vs. Fordham and four caroms at Rhode Island.

Career Highs

Points – 10 at Charlotte, 2/19/11

Field Goals – 5 at Charlotte, 2/19/11

3-Point FGs – None

Free Throws – 2, four times, last vs. Duquesne, 2/5/12

FT Attempts – 4 vs. St. Bonaventure, 2/23/11

Rebounds – 9 at Fordham, 2/26/12

Offensive Rebounds – 2, 15 times, last vs. Memphis, 12/19/12

Assists – 2 vs. Charlotte, 2/22/12

Blocks – 2 vs. Temple, 2/8/12

Steals – 3, twice, last vs. Charlotte, 1/30/11

Minutes – 27 vs. Duquesne, 2/5/12

Season Highs

Points – 5 at Omaha, 11/21/12

Field Goals – 2, twice, last vs. Memphis, 12/19/12

3-Point FGs – None

Free Throws – 1, twice, last vs. Illinois-Chicago, 12/3/12

FT Attempts – 2, twice, last vs. Illinois-Chicago, 12/3/12

Rebounds – 6 vs. Memphis, 12/19/12

Offensive Rebounds – 2, four times, last vs. Memphis, 12/19/12

Assists – 1, three times, last at UT Martin, 12/6/12

Blocks – 1 at Evansville, 12/9/12

Steals – 1, four times, last vs. Memphis, 12/19/12

Minutes – 14 at Evansville, 12/9/12

Career Statistics

Season	GP	GS	Min	Avg	FG	FGA	Pct	3FG	FGA	Pct	FT	FTA	Pct	Off	Def	Reb	Avg	PF	FO	A	TO	B	S	Pts	Avg
2010-11	27	0	283	10.5	20	69	.290	0	1	.000	6	12	.500	20	37	57	2.1	25	0	2	14	7	14	46	1.7
2011-12	28	2	326	11.6	25	58	.431	0	0	.000	11	18	.611	14	58	72	2.6	32	0	8	17	6	14	61	2.2
2012-13	11	0	91	8.3	6	18	.333	0	0	.000	2	4	.500	12	15	27	2.5	6	0	3	6	1	4	14	1.3
Totals	66	2	700	10.6	51	145	.352	0	1	.000	19	34	.559	46	110	156	2.4	63	0	13	37	14	32	121	1.8



#23 • Desirae Ball

RS Sophomore Guard • 5-9
Cincinnati, Ohio
Ursuline H.S.

2012-13: Tallied seven points (4-of-4 FT), three rebounds and four assists vs. Memphis ... had six points, two rebounds, four assists and a game-high three steals at Evansville ... scored 10 points, tied her career high with five assists and added a steal at UT Martin ... posted seven points,

five rebounds and three assists vs. UIC ... made a career-high five steals to go with five points, two rebounds and an assist at Valparaiso ... had 13 points, two rebounds, an assist and a steal vs. Indiana State ... contributed eight points, five rebounds, four assists (no turnovers) and two steals vs. Western Illinois ... tied her career high with six rebounds and added eight points and two assists at Nebraska Omaha ... tallied two points, two rebounds, two assists and a steal at No. 11 Oklahoma ... scored 12 points, distributed a career-high five assists and added two rebounds at UMKC ... collected two points, three rebounds and an assist at Missouri.

2011-12: Was named to the A-10 Commissioner's Honor Roll (minimum 3.5 GPA) for both semesters ... played in all 31 games and started 28 ... was one of only two Billikens to start all 14 A-10 games ... earned three A-10 Rookie of the Week nods (Jan. 9, Feb. 13, Feb. 27), second most in the conference ... was second on the team in scoring (9.2 ppg), points (286), field goals (131), fewest fouls per 40 minutes (2.10), minutes (897) and minutes per game (28.9) ... tied for third in steals (26) ... scored in double figures 15 times, second most on the team. **Notable Performances Last Season vs. 2012-13 Opponents:** Led Saint Louis with a season-high 18 points (8-of-15 FG) vs. Rhode Island ... was 8-of-12 from the field in a team-high 17-point performance vs. Temple ... led the squad with 14 points (7-of-14 FG) at Saint Joseph's ... tied for the team scoring lead with 12 points vs. Southeast Missouri State ... contributed 12 points (5-of-9 FG), tied her season high with six rebounds and made a team-high three steals in a team-season-high 42 minutes at Fordham ... tossed in 12 points (5-of-10 FG) at George Washington ... had 11 points at Dayton (5-of-10 FG) and at Xavier ... recorded 10 points and four rebounds vs. Dayton in the A-10 Championship quarterfinals ... made the game-winning shot in the final second of overtime vs. Charlotte, and also had five rebounds and a team-high three steals ... gathered six rebounds at Charlotte (tied team high).

2010-11: Missed the entire season due to injury.

Career Highs


Points – 18 vs. Rhode Island, 1/22/12
Field Goals – 8, three times, last vs. Temple, 2/8/12
3-Point FGs – 2 at UMKC, 11/15/12
Free Throws – 4 vs. Memphis, 12/19/12
FT Attempts – 5 vs. Rhode Island, 1/22/12
Rebounds – 6, four times, last at Omaha, 11/21/12
Offensive Rebounds – 3 vs. Missouri, 11/16/11
Assists – 5, twice, last at UT Martin, 12/6/12
Blocks – 1, three times, last vs. Eastern Michigan, 12/29/11
Steals – 5 at Valparaiso, 12/1/12
Minutes – 42 at Fordham, 2/26/12

Season Highs

Points – 13 vs. Indiana State, 11/29/12
Field Goals – 5, three times, last at UT Martin, 12/6/12
3-Point FGs – 2 at UMKC, 11/15/12
Free Throws – 4 vs. Memphis, 12/19/12
FT Attempts – 4 vs. Memphis, 12/19/12
Rebounds – 6 at Omaha, 11/21/12
Offensive Rebounds – 2, three times, last vs. Memphis, 12/19/12
Assists – 5, twice, last at UT Martin, 12/6/12
Blocks – None
Steals – 5 at Valparaiso, 12/1/12
Minutes – 40 vs. Indiana State, 11/29/12

Career Statistics

Season	GP	GS	Min	Avg	FG	FGA	Pct	3FG	FGA	Pct	FT	FTA	Pct	Off	Def	Reb	Avg	PF	FO	A	TO	B	S	Pts	Avg
2011-12	31	28	897	28.9	131	327	.401	2	9	.222	22	32	.688	41	49	90	2.9	47	1	39	70	3	26	286	9.2
2012-13	11	11	396	36.0	32	93	.344	5	26	.192	11	16	.688	9	23	32	2.9	15	0	32	32	0	13	80	7.3
Totals	42	39	1293	30.8	163	420	.388	7	35	.200	33	48	.688	50	72	122	2.9	62	1	71	102	3	39	366	8.7



#13 • Erika Cook

Sophomore Guard • 5-11

Nashville, Tenn.

Hunters Lane H.S.

2012-13: Played one minute vs. Western Illinois ... had an offensive rebound at No. 11 Oklahoma ... played four minutes at Missouri.

2011-12: Played in three games, including two A-10 contests ... snared an offensive

rebound vs. Nebraska Omaha.

Career Highs

Points – None

Field Goals – None

3-Point FGs – None

Free Throws – None

FT Attempts – 2 vs. Nebraska-Omaha, 1/3/12

Rebounds – 1, twice, last at Oklahoma, 11/18/12

Offensive Rebounds – 1, twice, last at Oklahoma, 11/18/12

Assists – None

Blocks – None

Steals – None

Minutes – 6 at Oklahoma, 11/18/12

Season Highs

Points – None

Field Goals – None

3-Point FGs – None

Free Throws – None

FT Attempts – None

Rebounds – 1 at Oklahoma, 11/18/12

Offensive Rebounds – 1 at Oklahoma, 11/18/12

Assists – None

Blocks – None

Steals – None

Minutes – 6 at Oklahoma, 11/18/12

Career Statistics

Season	GP	GS	Min	Avg	FG	FGA	Pct	3FG	FGA	Pct	FT	FTA	Pct	Off	Def	Reb	Avg	PF	FO	A	TO	B	S	Pts	Avg
2011-12	3	0	6	2.0	0	0	.000	0	0	.000	0	2	.000	1	0	1	0.3	0	0	0	1	0	0	0	0.0
2012-13	3	0	11	3.7	0	1	.000	0	0	.000	0	0	.000	1	0	1	0.3	0	0	0	0	0	0	0	0.0
Totals	6	0	17	2.8	0	1	.000	0	0	.000	0	2	.000	2	0	2	0.3	0	0	0	1	0	0	0	0.0



#34 • Denisha Womack

Freshman Forward • 6-0

Peoria, Ill.

Peoria Central H.S.

2012-13: Played four minutes vs. Memphis ... played five minutes at UT Martin ... grabbed two rebounds at Valparaiso ... had an offensive rebound vs. Indiana State ... tallied two points and a rebound vs. Western Illinois ... had a rebound at Nebraska Omaha ... collected a steal at No.

11 Oklahoma ... had two points, three rebounds and an assist at UMKC ... scored four points (4-of-4 FT) and added three rebounds and an assist at Missouri.

AT PEORIA CENTRAL: Was named to the All-Conference first team and led the Peoria area in scoring (17 ppg) as a senior ... also averaged eight rebounds, two assists and a steal her senior campaign ... missed her junior season following knee surgery but, after returning in late May, earned an all-star designation at the U.S. Junior Nationals Summer Finale ... averaged 14 points and six rebounds for Peoria Central as a sophomore ... earned Most Valuable Player accolades at the Peoria Manual Thanksgiving Tournament ... also played volleyball ... was a National Honor Society member.

Season Highs

Points – 4 at Missouri, 11/9/12

Field Goals – 1, twice, last vs. Western Illinois, 11/24/12

3-Point FGs – None

Free Throws – 4 at Missouri, 11/9/12

FT Attempts – 4 at Missouri, 11/9/12

Rebounds – 3, twice, last at UMKC, 11/15/12

Offensive Rebounds – 1, twice, last vs. Indiana State, 11/29/12

Assists – 1, twice, last at UMKC, 11/15/12

Blocks – None

Steals – 1 at Oklahoma, 11/18/12

Minutes – 17 at Oklahoma, 11/18/12

Career Statistics

Season	GP	GS	Min	Avg	FG	FGA	Pct	3FG	FGA	Pct	FT	FTA	Pct	Off	Def	Reb	Avg	PF	FO	A	TO	B	S	Pts	Avg
2012-13	9	0	73	8.1	2	13	.154	0	1	.000	4	4	1.000	2	9	11	1.2	7	0	2	10	0	1	8	0.9

GAME 1 – Missouri 67, SLU 51

Official Basketball Box Score -- Game Totals -- Final Statistics

Saint Louis vs Mizzou
11/9/12 7 p.m. at Mizzou Arena

Saint Louis 51 • 0-1

#	Player	Total			3-Ptr			Rebounds			PF	TP	A	TO	Blk	Stl	Min
		FG-FGA	FG-FGA	FT-FTA	FG-FGA	FG-FGA	FT-FTA	Off	Def	Tot							
12	JONES, Lorreal	f	4-9	0-0	4-6	4	4	8	5	12	0	5	0	1	33		
50	EGGERT, Mallory	c	1-4	0-0	3-4	2	6	8	3	5	1	2	0	3	25		
00	CASTLEMAN, Halee	g	0-2	0-1	2-2	0	1	1	1	2	0	2	0	0	26		
01	BRADLEY, Jacy	g	4-8	1-2	0-0	1	4	5	1	9	4	0	0	0	32		
23	BALL, Desirae	g	1-5	0-2	0-0	1	2	3	0	2	1	6	0	0	32		
13	COOK, Erika	0-0	0-0	0-0	0	0	0	0	0	0	0	0	0	0	4		
21	WEBB, Courtney	5-13	3-7	4-4	3	1	4	0	17	0	2	0	0	0	29		
34	WOMACK, Denisha	0-2	0-0	4-4	0	3	3	2	4	1	3	0	0	0	12		
42	MUELLER, Jenna	0-3	0-0	0-0	1	0	1	0	0	0	0	0	1	7			
Team					1	3	4										
Totals			15-46	4-12	17-20	13	24	37	12	51	7	22	0	5	200		

FG % 1st Half: 6-23 26.1% 2nd half: 9-23 39.1% Game: 15-46 32.6% Deadball Rebounds 0,2
3FG % 1st Half: 3-6 50.0% 2nd half: 1-6 16.7% Game: 4-12 33.3%
FT % 1st Half: 14-16 87.5% 2nd half: 3-4 75.0% Game: 17-20 85.0%

Mizzou 67 • 1-0

#	Player	Total			3-Ptr			Rebounds			PF	TP	A	TO	Blk	Stl	Min
		FG-FGA	FG-FGA	FT-FTA	FG-FGA	FG-FGA	FT-FTA	Off	Def	Tot							
13	Kulas,Bri	f	7-13	4-6	0-0	0	5	5	2	18	2	1	1	1	34		
45	Smith,Liz	c	0-1	0-0	0-0	0	0	0	0	0	0	0	0	0	7		
15	Simmons,Kyle	g	1-2	1-2	0-0	0	2	2	0	3	2	1	0	3	28		
21	Crafton,Sydney	g	3-7	0-3	2-2	1	2	3	3	8	3	2	0	1	29		
32	Priede,Liene	q	0-3	0-2	1-2	0	0	0	0	1	0	1	0	0	7		
00	Saunders,Darian	3-6	0-1	1-2	4	4	8	4	7	0	1	3	0	0	19		
01	Doty,Lianna	2-5	1-1	2-2	2	1	3	4	7	8	3	0	3	24			
02	Stock,Morgan	0-1	0-1	0-0	0	0	0	1	0	0	0	0	0	3			
03	Fowler,Bree	1-3	1-3	0-0	0	0	0	3	3	0	1	1	0	12			
10	Stock,Maddie	4-12	3-11	0-0	0	0	0	0	11	0	0	0	0	13			
12	Hudyn,Michelle	0-0	0-0	0-0	0	0	0	0	0	0	0	0	0	1			
30	Eye,Morgan	3-6	3-6	0-0	0	6	6	0	9	4	0	0	0	23			
Team					2	1	3										
Totals			24-59	13-36	6-8	9	21	30	17	67	19	10	5	8	200		

FG % 1st Half: 12-30 40.0% 2nd half: 12-29 41.4% Game: 24-59 40.7% Deadball Rebounds 2
3FG % 1st Half: 6-19 31.6% 2nd half: 7-17 41.2% Game: 13-36 36.1%
FT % 1st Half: 2-4 50.0% 2nd half: 4-4 100.0% Game: 6-8 75.0%

Officials: 1,201
Technical fouls: Saint Louis-JONES, Lorreal. Mizzou-Crafton,Sydney.
Attendance: 649

Score by periods	1st	2nd	Total
Saint Louis	29	22	51
Mizzou	32	35	67

Points In Off 2nd Fast Bench
SLU 14 5 12 2 21
MU 14 21 8 2 37

Last FG - SLU 2nd-00:03, MU 2nd-01:37. Score tied - 3 times.
Largest lead - SLU by 3 1st-14:57, MU by 19 2nd-07:01. Lead changed - 6 times.

GAME 3 – Oklahoma 68, SLU 33

Official Basketball Box Score -- Game Totals -- Final Statistics

Saint Louis vs Oklahoma
11/18/12 2:05 p.m. at Lloyd Noble Center, Norman, Okla.

Saint Louis 33 • 0-3

#	Player	Total			3-Ptr			Rebounds			PF	TP	A	TO	Blk	Stl	Min
		FG-FGA	FG-FGA	FT-FTA	FG-FGA	FG-FGA	FT-FTA	Off	Def	Tot							
12	Jones,Lorreal	f	2-6	0-0	1-2	6	4	10	3	5	0	5	0	1	31		
50	Eggert,Mallory	c	3-7	0-0	1-2	1	1	2	4	7	0	2	0	1	25		
00	Castleman,Halee	g	1-2	0-1	0-0	0	0	0	3	2	1	1	0	1	21		
21	Webb,Courtney	g	2-10	1-7	1-2	0	2	2	3	6	0	2	0	0	28		
23	Ball,Desirae	g	0-5	0-2	2-2	0	2	2	2	2	2	4	0	1	28		
01	Bradley,Jacy	5-13	1-6	0-0	0	4	4	0	11	1	4	1	4	36			
13	Cook,Erika	0-0	0-0	0-0	1	0	1	0	0	0	0	0	0	6			
34	Womack,Denisha	0-3	0-0	0-0	0	0	0	2	0	0	2	0	1	17			
42	Mueller,Jenna	0-1	0-0	0-0	0	2	2	1	0	0	2	0	1	8			
Team					0	2	2										
Totals			13-47	2-16	5-8	8	17	25	18	33	4	23	1	10	200		

FG % 1st Half: 4-23 17.4% 2nd half: 9-24 37.5% Game: 13-47 27.7% Deadball Rebounds 2
3FG % 1st Half: 2-10 20.0% 2nd half: 0-6 0.0% Game: 2-16 12.5%
FT % 1st Half: 0-0 0.0% 2nd half: 5-8 62.5% Game: 5-8 62.5%

Oklahoma 68 • 2-1

#	Player	Total			3-Ptr			Rebounds			PF	TP	A	TO	Blk	Stl	Min
		FG-FGA	FG-FGA	FT-FTA	FG-FGA	FG-FGA	FT-FTA	Off	Def	Tot							
53	McFarland,Joanna	f	0-1	0-0	0-0	1	2	3	2	0	1	1	0	0	18		
04	Griffin,Nicole	c	7-10	0-0	1-1	2	2	4	0	15	2	1	1	0	24		
03	Ellenberg,Aaryn	g	4-12	2-8	3-3	0	4	4	1	13	3	1	0	1	23		
10	Hook,Morgan	g	2-6	1-2	0-0	0	3	3	0	5	1	2	0	1	18		
25	Hand,Whitney	g	4-5	1-2	2-2	3	3	6	3	11	4	3	0	3	25		
01	Kornet,Nicole	2-4	2-3	0-0	1	3	4	0	6	1	2	0	0	19			
23	Manning,Maddie	2-3	0-0	0-0	0	0	0	0	4	1	2	0	1	23			
24	Campbell,Sharane	3-5	0-1	1-1	0	1	1	3	7	0	1	0	1	13			
31	Durrett,Portia	1-6	0-0	3-4	1	4	5	3	5	0	2	0	1	16			
45	Hartman,Jasmine	1-1	0-0	0-0	1	1	2	0	2	1	1	0	2	21			
Team					2	3	5										
Totals			26-53	6-16	10-11	11	26	37	15	68	14	16	1	10	200		

FG % 1st Half: 15-24 62.5% 2nd half: 11-29 37.9% Game: 26-53 49.1% Deadball Rebounds 0,1
3FG % 1st Half: 4-8 50.0% 2nd half: 2-8 25.0% Game: 6-16 37.5%
FT % 1st Half: 6-6 100.0% 2nd half: 4-5 80.0% Game: 10-11 90.9%

Officials: Brian Hall, Michol Murray, Charles Carroll
Technical fouls: Saint Louis-None. Oklahoma-None.
Attendance: 5340

Score by periods	1st	2nd	Total
Saint Louis	10	23	33
Oklahoma	40	28	68

Points In Off 2nd Fast Bench
SLU 12 11 6 2 11
OU 26 25 8 0 24

Last FG - SLU 2nd-02:22, OU 2nd-02:02. Score tied - 0 times.
Largest lead - SLU None, OU by 35 2nd-04:46. Lead changed - 0 times.

GAME 2 – UMKC 56, SLU 53

Official Basketball Box Score -- Game Totals -- Final Statistics

Saint Louis vs Kansas City
11/15/12 7:00 p.m. at Kansas City, Mo. - SRC

Saint Louis 53 • 0-2

#	Player	Total			3-Ptr			Rebounds			PF	TP	A	TO	Blk	Stl	Min
		FG-FGA	FG-FGA	FT-FTA	FG-FGA	FG-FGA	FT-FTA	Off	Def	Tot							
12	JONES, Lorreal	f	8-10	0-0	2-2	0	4	4	3	18	0	3	0	1	35		
50	EGGERT, Mallory	c	3-5	0-0	2-2	1	2	3	1	8	2	4	0	0	26		
01	BRADLEY, Jacy	g	1-1	1-1	0-0	1	4	5	1	3	7	5	0	1	33		
21	WEBB, Courtney	g	4-9	2-5	0-0	0	5	5	3	10	0	4	0	0	31		
23	BALL, Desirae	g	5-11	2-5	0-0	1	1	2	3	12	5	4	0	0	36		
00	CASTLEMAN, Halee	0-1	0-1	0-0	0	4	4	0	0	2	2	0	0	0	20		
34	WOMACK, Denisha	1-3	0-0	0-0	1	2	3	0	2	1	1	0	0	0	13		
42	MUELLER, Jenna	0-0	0-0	0-0	0	2	2	0	0	0	0	0	0	0	6		
Team					1	2	3										
Totals			22-40	5-12	4-4	5	26	31	15	53	17	23	0	2	200		

FG % 1st Half: 11-21 52.4% 2nd half: 11-19 57.9% Game: 22-40 55.0% Deadball Rebounds 0,1
3FG % 1st Half: 3-6 50.0% 2nd half: 2-6 33.3% Game: 5-12 41.7%
FT % 1st Half: 2-2 100.0% 2nd half: 2-2 100.0% Game: 4-4 100.0%

Kansas City 56 • 2-1

#	Player	Total			3-Ptr			Rebounds			PF	TP	A	TO	Blk	Stl	Min
		FG-FGA	FG-FGA	FT-FTA	FG-FGA	FG-FGA	FT-FTA	Off	Def	Tot							
01	NEZIANYA, Kim	f	3-8	0-2	0-0	0	1	1	2	6	3	3	0	4	27		
33	HILL, Ashli	c	4-5	0-0	0-0	1	0	1	2	8	0	0	2	1	18		
15	O'CONNOR, Eilise	g	7-13	1-3	8-8	0	5	5	3	23	3	1	0	4	40		
21	BLAKESLEY, Emile	g	1-7	1-6	0-0	0	1	1	1	3	2	0	0	2	25		
23	DUDDING, Lauren	g	0-5	0-3	0-0	1	0	1	0	0	1	1	0	0	26		
04	BARNWELL, Kelsey	1-3	0-1	0-0	0	1	1	0	2	0	0	0	1	9			
12	HARDIEK, Lexis	2-3	2-3	0-0	0	0	0	0	6	1	0	0	0	18			
13	LEATHERS, Taylor	1-2	0-0	0-0	1	2	3	2	0	0	0	0	0	19			
34	HOUSER, Hailey	0-5	0-0	6-8	1	2	3	2	6	0	2	3	1	18			
Team					0	1	1										
Totals			19-51	4-18	14-16	4	13	17	10	56	10	7	5	14	200		

FG % 1st Half: 10-29 34.5% 2nd half: 9-22 40.9% Game: 19-51 37.3% Deadball Rebounds 3
3FG % 1st Half: 2-11 18.2% 2nd half: 2-7 28.6% Game: 4-18 22.2%
FT % 1st Half: 3-4 75.0% 2nd half: 11-12 91.7% Game: 14-16 87.5%

Officials: Nick Marshall, Debbie Adams, Ty Bills
Technical fouls: Saint Louis-None. Kansas City-None.
Attendance: 649

Score by periods	1st	2nd	Total
Saint Louis	27	26	53
Kansas City	25	31	56

GAME 4 – SLU 51, Nebraska Omaha 42

Official Basketball Box Score -- Game Totals -- Final Statistics

Saint Louis vs Omaha
11/21/12 2 p.m. at Omaha, Neb. (Sapp Fieldhouse)

Saint Louis 51 • 1-3

#	Player	Total			3-Ptr			Rebounds</		
---	--------	-------	--	--	-------	--	--	------------	--	--

GAME 5 – SLU 55, Western Illinois 44

Official Basketball Box Score -- Game Totals -- Final Statistics
Western Illinois vs Saint Louis
11/24/12 2:00 pm at St. Louis, Mo. (Chaifetz Arena)

Western Illinois 44 • 1-4

#	Player	Total			3-Ptr			Rebounds			PF	TP	A	TO	Blk	Stl	Min
		FG-FGA	FG-FGA	FT-FTA	Off	Def	Tot	Off	Def	Tot							
22	SALVATORI, Michele	f	2-7	0-1	0-0	2	1	3	1	4	2	0	0	1	25		
42	EVANS, Rachel	f	1-2	0-0	0-0	0	0	0	3	2	0	1	0	1	10		
14	MAHER, Michelle	g	2-8	1-4	0-0	0	3	3	0	5	3	2	0	0	24		
15	HENRICSON, Rebecca	g	2-3	1-2	0-0	0	2	2	0	5	1	2	0	0	27		
21	KONTAUITAITE, Saule	g	2-6	0-4	0-0	1	1	2	1	4	1	2	0	0	27		
04	REED, Charnelle	g	1-6	1-3	1-2	0	1	1	0	4	1	2	0	0	14		
05	LUKE, Ashley	g	3-6	0-0	0-0	4	2	6	1	6	2	1	1	1	19		
10	JONES, Christina	g	0-1	0-0	0-0	0	0	0	0	0	1	0	0	0	5		
12	RIEGER, Jackie	g	2-2	0-0	0-1	0	2	2	1	4	2	1	0	1	16		
23	PHILLIPS, Karis	g	0-1	0-0	0-0	1	0	1	2	0	1	0	0	1	11		
25	SKOTOWSKI, Liz	g	0-0	0-0	0-0	0	0	0	0	0	0	0	0	0	6		
32	HARMON, Paige	g	1-2	1-2	0-0	0	3	3	0	3	0	0	0	0	3		
33	KUDZIELA, Martyna	g	1-2	0-0	0-0	0	0	0	0	2	0	1	0	0	4		
44	REICHEL, Sophie	g	2-4	1-3	0-0	0	0	0	0	5	0	2	0	0	9		
	Team					0	1	1									
	Totals		19-50	5-19	1-3	8	16	24	9	44	14	15	1	7	200		

FG % 1st Half: 9-29 31.0% 2nd half: 10-21 47.6% Game: 19-50 38.0% Deadball Rebounds 0
 3FG % 1st Half: 1-10 10.0% 2nd half: 4-9 44.4% Game: 5-19 26.3%
 FT % 1st Half: 0-0 0.0% 2nd half: 1-3 33.3% Game: 1-3 33.3%

Saint Louis 55 • 2-3

#	Player	Total			3-Ptr			Rebounds			PF	TP	A	TO	Blk	Stl	Min
		FG-FGA	FG-FGA	FT-FTA	Off	Def	Tot	Off	Def	Tot							
12	JONES, Lorreal	f	5-9	0-0	2-4	2	5	7	3	12	2	3	0	1	32		
50	EGGERT, Mallory	f	5-8	0-0	1-2	4	3	7	1	11	0	4	1	2	34		
01	BRADLEY, Jacy	g	2-5	1-3	1-1	0	4	4	1	6	6	3	0	3	37		
21	WEBB, Courtney	g	6-15	4-6	0-0	4	4	8	1	16	2	3	0	1	32		
23	BALL, Desirae	g	4-8	0-2	0-0	1	4	5	0	8	4	0	0	2	37		
00	CASTLEMAN, Halee	g	0-1	0-0	0-0	0	1	1	0	0	0	0	0	0	13		
13	COOK, Erika	g	0-1	0-0	0-0	0	0	0	0	0	0	0	0	0	1		
34	WOMACK, Denisha	g	1-2	0-1	0-0	0	1	1	1	2	0	2	0	0	7		
42	MUELLER, Jenna	g	0-0	0-0	0-0	0	1	1	0	0	1	0	0	0	6		
	Team					0	2	2									
	Totals		23-49	5-12	4-7	11	25	36	7	55	15	16	1	9	200		

FG % 1st Half: 10-25 40.0% 2nd half: 13-24 54.2% Game: 23-49 46.9% Deadball Rebounds 2
 3FG % 1st Half: 4-7 57.1% 2nd half: 1-5 20.0% Game: 5-12 41.7%
 FT % 1st Half: 1-4 25.0% 2nd half: 3-3 100.0% Game: 4-7 57.1%

Officials: Technical fouls: Western Illinois-None. Saint Louis-None.
 Attendance: 336

Score by periods	1st	2nd	Total
Western Illinois	19	25	44
Saint Louis	25	30	55

Last FG - WIU 2nd-01:44, SLU 2nd-03:28. Score tied - 0 times. Lead changed - 1 time.
 Largest lead - WIU by 2 1st-18:32, SLU by 17 2nd-03:28.

GAME 7 – SLU 53, Valparaiso 47

Official Basketball Box Score -- Game Totals -- Final Statistics
Saint Louis vs Valparaiso
12/01/12 1:35 p.m. at Valparaiso, Ind. (ARC)

Saint Louis 53 • 3-4

#	Player	Total			3-Ptr			Rebounds			PF	TP	A	TO	Blk	Stl	Min
		FG-FGA	FG-FGA	FT-FTA	Off	Def	Tot	Off	Def	Tot							
12	JONES, Lorreal	f	5-11	0-1	5-8	2	2	4	2	15	0	2	0	1	34		
50	EGGERT, Mallory	c	6-14	0-0	2-4	5	7	12	2	14	0	2	0	0	38		
01	BRADLEY, Jacy	g	0-3	0-3	0-1	0	4	4	1	0	8	1	0	0	37		
21	WEBB, Courtney	g	6-14	1-5	2-2	1	3	4	1	15	1	2	0	0	36		
23	BALL, Desirae	g	2-6	1-1	0-1	0	2	2	1	5	1	1	0	5	37		
00	CASTLEMAN, Halee	g	0-1	0-0	2-2	1	1	2	3	2	0	1	0	1	10		
34	WOMACK, Denisha	g	0-0	0-0	0-0	0	2	2	0	0	0	1	0	0	3		
42	MUELLER, Jenna	g	1-2	0-0	0-0	1	1	1	0	2	1	1	0	0	5		
	Team					1	1	2									
	Totals		20-51	2-10	11-18	11	22	33	10	53	11	11	0	7	200		

FG % 1st Half: 9-25 36.0% 2nd half: 11-26 42.3% Game: 20-51 39.2% Deadball Rebounds 3
 3FG % 1st Half: 1-7 14.3% 2nd half: 1-3 33.3% Game: 2-10 20.0%
 FT % 1st Half: 3-4 75.0% 2nd half: 8-14 57.1% Game: 11-18 61.1%

Valparaiso 47 • 2-5

#	Player	Total			3-Ptr			Rebounds			PF	TP	A	TO	Blk	Stl	Min
		FG-FGA	FG-FGA	FT-FTA	Off	Def	Tot	Off	Def	Tot							
14	GERARDOT, Tabitha	f	5-11	2-2	0-0	7	2	9	1	12	1	2	0	1	28		
31	LANGE, Gina	f	1-3	0-1	0-0	1	3	4	2	0	0	1	0	0	20		
03	SCOTT, Shaquira	g	3-9	0-2	1-2	0	1	1	1	7	0	1	0	0	22		
12	RICHARDS, Laura	g	1-6	0-2	0-0	1	0	1	1	2	1	1	0	0	25		
23	RICHARDSON, Charae	g	3-7	1-2	0-1	0	6	6	3	7	3	3	0	2	28		
00	CARR, Jessica	g	0-2	0-2	0-0	1	0	1	0	0	3	2	0	0	14		
05	DEAN, Abby	g	1-2	1-1	0-0	0	0	0	0	3	1	2	0	0	9		
21	MILLER, Lexi	g	0-0	0-0	0-0	0	0	0	0	0	0	1	0	0	1		
25	HORTON, Liz	g	3-5	0-2	0-0	0	3	3	1	6	1	0	0	1	14		
32	JANSONE, Ieva	g	0-0	0-0	0-0	0	0	0	0	0	0	1	0	0	4		
33	CALLAWAY, Maegan	g	2-6	0-1	0-0	0	2	2	2	4	0	1	2	0	15		
44	WIEDEMANN, Jessi	g	1-3	1-2	1-5	2	2	4	1	4	1	2	0	0	20		
	Team					2	5	7									
	Totals		20-54	5-17	2-8	14	24	38	14	47	11	16	3	4	200		

FG % 1st Half: 12-28 42.9% 2nd half: 8-26 30.8% Game: 20-54 37.0% Deadball Rebounds 4
 3FG % 1st Half: 3-11 27.3% 2nd half: 2-6 33.3% Game: 5-17 29.4%
 FT % 1st Half: 0-0 0.0% 2nd half: 2-8 25.0% Game: 2-8 25.0%

Officials: Rod Creech, Andrew Bills, Candice Daniel
 Technical fouls: Saint Louis-None. Valparaiso-None.
 Attendance: 445

Score by periods	1st	2nd	Total
Saint Louis	22	31	53
Valparaiso	27	20	47

GAME 6 – Indiana State 48, SLU 46

Official Basketball Box Score -- Game Totals -- Final Statistics
Indiana State vs Saint Louis
11/29/12 7:00 p.m. at St. Louis, Mo.

Indiana State 48 • 4-2

#	Player	Total			3-Ptr			Rebounds			PF	TP	A	TO	Blk	Stl	Min
		FG-FGA	FG-FGA	FT-FTA	Off	Def	Tot	Off	Def	Tot							
34	Mahan, Racheal	f	9-14	0-0	5-9	3	3	6	2	23	0	4	0	1	33		
10	Valley, Jessica	g	0-3	0-2	0-0	1	1	2	0	1	4	1	1	1	31		
21	Johnson, Kasey	g	1-4	1-2	0-0	0	0	0	1	3	1	2	1	1	22		
23	Whitley, Taylor	g	1-7	0-1	0-0	0	4	4	1	2	7	2	0	2	37		
33	Munn, Anna	g	5-11	2-6	2-2	1	2	3	0	14	3	2	0	1	38		
00	Zurek, Natasha	g	2-3	0-0	0-0	0	0	0	1	4	1	0	0	1	14		
03	Laramie, Marina	g	1-1	0-0	0-0	0	1	1	3	2	0	3	0	1	16		
44	Franklin, Travecia	g	0-1	0-0	0-0	0	0	0	1	0	0	0	0	0	9		
	Team					2	2	4									
	Totals		19-44	3-11	7-11	7	13	20	11	48	13	17	2	8	200		

FG % 1st Half: 11-24 45.8% 2nd half: 8-20 40.0% Game: 19-44 43.2% Deadball Rebounds 1,1
 3FG % 1st Half: 2-7 28.6% 2nd half: 1-4 25.0% Game: 3-11 27.3%
 FT % 1st Half: 4-4 100.0% 2nd half: 3-7 42.9% Game: 7-11 63.6%

Saint Louis 46 • 2-4

#	Player	Total			3-Ptr			Rebounds			PF	TP	A	TO	Blk	Stl	Min
		FG-FGA	FG-FGA	FT-FTA	Off	Def	Tot	Off	Def	Tot							
12	JONES, Lorreal	f	2-10	1-1	1-2	6	6	12	4	6	1	4	0	1	34		
50	EGGERT, Mallory	c	8-10	0-0	0-1	1	9	10	5	16	1	2	2	6	33		
01	BRADLEY, Jacy	g	2-9	0-2	2-2	0	0	0	0	6	7	5	0	0	40		
21	WEBB, Courtney	g	2-7	1-3	0-0	1	2	2	2	5	1	3	0	0	32		
23	BALL, Desirae	g	5-9	1-2	2-2	0	2	2	0	13	1	6	0	1	40		
00	CASTLEMAN, Halee	g	0-														

GAME 9 – UT Martin 78, SLU 62

Official Basketball Box Score -- Game Totals -- Final Statistics
Saint Louis vs UT Martin
 12-6-12 7 p.m. at Elam Center - Martin, Tenn.

Saint Louis 62 • 4-5

#	Player	Total			3-Ptr			Rebounds			PF	TP	A	TO	Blk	Stl	Min
		FG-FGA	FG-FGA	FT-FTA	FG-FGA	FG-FGA	FT-FTA	Off	Def	Tot							
01	BRADLEY, Jacy	*	3-8	3-5	0-0	0	4	4	2	9	3	4	0	0	0	38	
12	JONES, Lorreal	*	4-10	0-0	3-3	3	5	8	1	11	5	4	0	1	35		
21	WEBB, Courtney	*	4-9	2-6	0-0	1	3	4	3	10	2	2	0	1	31		
23	BALL, Desirae	*	5-13	0-1	0-0	0	0	0	2	10	5	3	0	1	38		
50	EGGERT, Mallory	*	6-12	0-0	5-6	5	3	8	3	17	1	2	0	0	30		
00	CASTLEMAN, Halee		2-2	1-1	0-0	0	2	2	2	5	0	1	0	0	15		
34	WOMACK, Denisha		0-1	0-0	0-0	0	0	0	1	0	0	1	0	0	5		
42	MUELLER, Jenna		0-2	0-0	0-0	2	0	2	1	0	1	0	0	1	8		
Team						4	3	7									
Totals			24-57	6-13	8-9	15	20	35	15	62	17	17	0	4	200		
FG % 1st Half: 12-29		41.4%	2nd half: 12-28		42.9%	Game: 24-57		42.1%	Deadball								
3FG % 1st Half: 3-6		50.0%	2nd half: 3-7		42.9%	Game: 6-13		46.2%	Rebounds								
FT % 1st Half: 2-2		100.0%	2nd half: 6-7		85.7%	Game: 8-9		88.9%	0								

UT Martin 78 • 4-6

#	Player	Total			3-Ptr			Rebounds			PF	TP	A	TO	Blk	Stl	Min
		FG-FGA	FG-FGA	FT-FTA	FG-FGA	FG-FGA	FT-FTA	Off	Def	Tot							
11	BUTLER, Heather	*	10-25	2-9	6-7	1	6	7	0	28	1	4	0	2	40		
12	NEWSOME, Jasmine	*	8-15	2-5	6-6	0	2	2	2	24	9	0	0	3	39		
20	SCHUBERT, Katie	*	1-2	1-2	0-0	1	1	2	1	3	1	0	0	1	23		
32	WHITE, Megan	*	3-7	3-7	0-0	0	4	4	0	9	1	0	0	2	38		
34	CRAWFORD, Shelby	*	4-5	2-3	0-0	2	3	5	4	10	2	1	0	0	27		
05	GOLDEN, Cortrice		0-0	0-0	0-0	0	0	0	0	0	0	1	1	0	2		
10	HALL, Chelsey		0-0	0-0	0-0	0	0	0	0	0	0	1	0	0	3		
33	BRYANK, Rickiesha		2-2	0-0	0-0	4	3	7	1	4	0	3	5	0	28		
Team						1	0	1									
Totals			28-56	10-26	12-13	9	19	28	8	78	14	10	6	8	200		
FG % 1st Half: 13-27		48.1%	2nd half: 15-29		51.7%	Game: 28-56		50.0%	Deadball								
3FG % 1st Half: 7-16		43.8%	2nd half: 3-10		30.0%	Game: 10-26		38.5%	Rebounds								
FT % 1st Half: 4-4		100.0%	2nd half: 8-9		88.9%	Game: 12-13		92.3%	0								

Officials: Doug Klenc (r), Wayne Patterson, Cole Womack
 Technical fouls: Saint Louis-None. UT Martin-None.
 Attendance: 1208

Score by periods	1st	2nd	Total
Saint Louis	29	33	62
UT Martin	37	41	78

GAME 10 – SLU 63, Evansville 59

Official Basketball Box Score -- Game Totals -- Final Statistics
Saint Louis vs Evansville
 12-09-12 1:05 pm at Evansville, Ind. (Ford Center)

Saint Louis 63 • 5-5

#	Player	Total			3-Ptr			Rebounds			PF	TP	A	TO	Blk	Stl	Min
		FG-FGA	FG-FGA	FT-FTA	FG-FGA	FG-FGA	FT-FTA	Off	Def	Tot							
12	JONES, Lorreal	f	5-13	0-1	2-2	2	6	8	4	12	3	1	0	0	28		
50	EGGERT, Mallory	c	2-6	0-0	0-2	1	5	6	3	4	0	0	0	0	32		
01	BRADLEY, Jacy	g	8-13	3-6	4-5	0	8	8	1	23	6	3	0	0	40		
21	WEBB, Courtney	g	4-10	1-5	3-4	2	2	4	2	12	0	3	1	1	34		
23	BALL, Desirae	g	3-10	0-1	0-2	0	2	2	1	6	4	1	0	3	39		
00	CASTLEMAN, Halee		1-2	1-2	1-2	0	3	3	0	4	0	0	0	0	13		
42	MUELLER, Jenna		1-2	0-0	0-0	1	1	2	0	2	0	0	1	0	14		
Team						1	4	5									
Totals			24-56	5-15	10-17	7	31	38	11	63	13	8	2	4	200		
FG % 1st Half: 16-34		47.1%	2nd half: 8-22		36.4%	Game: 24-56		42.9%	Deadball								
3FG % 1st Half: 3-9		33.3%	2nd half: 3-6		50.0%	Game: 5-15		33.3%	Rebounds								
FT % 1st Half: 0-0		0.0%	2nd half: 10-17		58.8%	Game: 10-17		58.8%	4								

Evansville 59 • 2-7

#	Player	Total			3-Ptr			Rebounds			PF	TP	A	TO	Blk	Stl	Min
		FG-FGA	FG-FGA	FT-FTA	FG-FGA	FG-FGA	FT-FTA	Off	Def	Tot							
03	Falkenstein, Chelsea	f	1-3	0-0	0-0	0	9	9	3	2	1	0	0	0	25		
21	Collins, Meagan	f	4-10	1-4	4-4	2	3	5	2	13	0	1	0	0	26		
25	Heck, Samantha	c	5-11	1-4	2-2	1	6	7	2	13	2	2	0	1	36		
01	Hart, Khristian	g	7-20	6-14	0-3	0	2	2	3	20	4	4	0	1	38		
13	Friday, Laura	g	0-0	0-0	0-0	0	0	0	0	0	0	0	0	0	7		
02	Taylor, Kat		0-0	0-0	0-0	0	1	1	2	0	1	0	0	0	6		
22	Liles, Miranda		0-1	0-0	0-0	0	3	3	1	0	1	1	1	0	8		
24	Ware, Taylor		1-5	0-1	0-0	2	1	3	1	2	1	0	0	0	21		
33	Miller, Juliann		4-8	1-2	0-0	1	1	2	3	9	4	2	0	1	33		
Team						0	1	1									
Totals			22-58	9-25	6-9	6	27	33	17	59	14	10	1	3	200		
FG % 1st Half: 8-30		26.7%	2nd half: 14-28		50.0%	Game: 22-58		37.9%	Deadball								
3FG % 1st Half: 2-9		22.2%	2nd half: 3-6		50.0%	Game: 5-15		33.3%	Rebounds								
FT % 1st Half: 2-2		100.0%	2nd half: 4-7		57.1%	Game: 6-9		66.7%	2,1								

Officials: Tim Daley, David Stewart, Jamie Coleen Broderick
 Technical fouls: Saint Louis-None. Evansville-None.
 Attendance: 328

Score by periods	1st	2nd	Total
Saint Louis	34	29	63
Evansville	21	38	59

GAME 11 – Memphis 65, SLU 58

Official Basketball Box Score -- Game Totals -- Final Statistics
Memphis vs Saint Louis
 12/19/12 4:00 PM at St. Louis, MO

Memphis 65 • 5-5

#	Player	Total			3-Ptr			Rebounds			PF	TP	A	TO	Blk	Stl	Min
		FG-FGA	FG-FGA	FT-FTA	FG-FGA	FG-FGA	FT-FTA	Off	Def	Tot							
15	HOPE, Pa'Sonna	f	3-4	0-0	0-0	1	2	3	5	6	0	1	2	0	11		
35	DICKSON, Nicole	c	8-17	1-6	0-2	2	6	8	2	17	3	2	3	4	36		
12	HEARN, Ariel	g	5-14	0-3	7-8	0	3	3	2	17	5	3	0	3	34		
23	JACKSON, Jaymie	g	0-3	0-0	0-0	0	0	0	0	2	2	2	0	0	21		
34	MACK, Devin	g	1-3	0-0	2-2	4	2	6	0	4	1	1	0	0	24		
05	MCGRAW, Lauren		4-9	2-3	1-3	1	3	4	4	11	1	0	0	1	26		
11	AJANAKU, Jamila		1-1	0-0	0-1	1	1	2	2	2	1	1	2	0	14		
21	FUQUA-BEY, Asianna		0-0	0-0	0-0	0	0	0	0	0	0	0	0	0	4		
33	JONES, Ann		4-6	0-0	0-2	2	3	5	2	8	1	1	0	0	14		
55	HARVEY, Krishunda		0-3	0-0	0-1	6	2	8	1	0	0	1	0	1	16		
Team						2	3	5									
Totals			26-60	3-12	10-19	19	25	44	20	65	14	12	7	9	200		
FG % 1st Half: 13-36		36.1%	2nd half: 13-24		54.2%	Game: 26-60		43.3%	Deadball								
3FG % 1st Half: 2-7		28.6%	2nd half: 1-5		20.0%	Game: 3-12		25.0%	Rebounds								
FT % 1st Half: 2-6		33.3%	2nd half: 8-13		61.5%	Game: 10-19		52.6%	2								

Saint Louis 58 • 5-6

#	Player	Total			3-Ptr			Rebounds			PF	TP	A	TO	Blk	Stl	Min
		FG-FGA	FG-FGA	FT-FTA	FG-FGA	FG-FGA	FT-FTA	Off	Def	Tot							
12	JONES, Lorreal	f	6-13	0-2	3-8	3	5	8	3	15	1	2	0	2	32		
50	EGGERT, Mallory	c	6-11	0-0	3-7	5	3	8	2	15	0	1	0	0	33		
01	BRADLEY, Jacy	g	0-9	0-2	4-4	0	1	1	3	4	7	3	1	1	36		
21	WEBB, Courtney	g	4-9	1-3	2-2	2	4	6	4	11	2	0	1	1	31		
23	BALL, Desirae	g	1-8	1-3	4-4	2	1	3	2	7	4	5	0	0	38		
00	CASTLEMAN, Halee		1-3	0-0	0-0	0	3	3	3	2	0	2	0	0	16		
34	WOMACK, Denisha		0-1	0-0	0-0	0	0	0	1	0	0	0	0	0	4		
42	MUELLER, Jenna		2-3	0-0	0-0	2	4	6	1	4	0	0	0	1	10		
Team																	

2012-13 SLU Women's Basketball
Saint Louis Combined Team Statistics (December 21, 2012)
All games

RECORD:	OVERALL	HOME	AWAY	NEUTRAL
ALL GAMES	5-6	2-2	3-4	0-0
CONFERENCE	0-0	0-0	0-0	0-0
NON-CONFERENCE	5-6	2-2	3-4	0-0

#	Player	gp-gs	min	avg	Total		3-Point		F-Throw		Rebounds			pf	dq	a	to	blk	stl	pts	avg	
					fg-fga	fg%	3fg-fga	3fg%	ft-fa	ft%	off	def	tot									avg
12	JONES, Lorreal	11-11	369	33.5	53-112	.473	1-5	.200	26-40	.650	34	52	86	7.8	31	1	13	35	0	10	133	12.1
21	WEBB, Courtney	11-10	346	31.5	45-116	.388	19-55	.345	14-17	.824	18	29	47	4.3	26	0	12	29	2	6	123	11.2
50	EGGERT, Mallory	11-11	329	29.9	47-92	.511	0-0	.000	28-45	.622	30	49	79	7.2	31	1	6	26	3	12	122	11.1
01	BRADLEY, Jacy	11-10	402	36.5	26-81	.321	10-37	.270	20-23	.870	4	40	44	4.0	12	0	56	37	3	11	82	7.5
23	BALL, Desirae	11-11	396	36.0	32-93	.344	5-26	.192	11-16	.688	9	23	32	2.9	15	0	32	32	0	13	80	7.3
00	CASTLEMAN, Halee	11-2	183	16.6	6-18	.333	2-8	.250	7-8	.875	1	24	25	2.3	16	0	5	9	0	3	21	1.9
42	MUELLER, Jenna	11-0	91	8.3	6-18	.333	0-0	.000	2-4	.500	12	15	27	2.5	6	0	3	6	1	4	14	1.3
34	WOMACK, Denisha	9-0	73	8.1	2-13	.154	0-1	.000	4-4	1.000	2	9	11	1.2	7	0	2	10	0	1	8	0.9
13	COOK, Erika	3-0	11	3.7	0-1	.000	0-0	.000	0-0	.000	1	0	1	0.3	0	0	0	0	0	0	0	0.0
Team											15	27	42				7					
Total.....		11	2200		217-544	.399	37-132	.280	112-157	.713	126	268	394	35.8	144	2	129	191	9	60	583	53.0
Opponents.....		11	2200		236-592	.399	70-222	.315	81-117	.692	104	220	324	29.5	154	2	143	141	39	86	623	56.6

TEAM STATISTICS	SLU	OPP	Date	Opponent	Score	Att.
SCORING	583	623	11/9/12	at Mizzou	L 51-67	1201
Points per game	53.0	56.6	11/15/12	at Kansas City	L 53-56	649
Scoring margin	-3.6	-	11/18/12	at Oklahoma	L 33-68	5340
FIELD GOALS-ATT	217-544	236-592	11/21/12	at Omaha	w 51-42	204
Field goal pct	.399	.399	11/24/12	WESTERNILLINOIS	w 55-44	336
3 POINT FG-ATT	37-132	70-222	11/29/12	INDIANA STATE	L 46-48	231
3-point FG pct	.280	.315	12/01/12	at Valparaiso	w 53-47	445
3-pt FG made per game	3.4	6.4	12/03/12	ILLINOIS-CHICAGO	w 58-49	121
FREE THROWS-ATT	112-157	81-117	12-6-12	at UT Martin	L 62-78	1208
Free throw pct	.713	.692	12-09-12	at Evansville	w 63-59	328
F-Throws made per game	10.2	7.4	12/19/12	MEMPHIS	L 58-65	225
REBOUNDS	394	324				
Rebounds per game	35.8	29.5				
Rebounding margin	+6.4	-				
ASSISTS	129	143				
Assists per game	11.7	13.0				
TURNOVERS	191	141				
Turnovers per game	17.4	12.8				
Turnover margin	-4.5	-				
Assist/turnover ratio	0.7	1.0				
STEALS	60	86				
Steals per game	5.5	7.8				
BLOCKS	9	39				
Blocks per game	0.8	3.5				
ATTENDANCE	913	9375				
Home games-Avg/Game	4-228	7-1339				
Neutral site-Avg/Game	-	0-0				

* - Conference game

Score by Periods	1st	2nd	Totals
Saint Louis	289	294	583
Opponents	299	324	623

2012-13 SLU Women's Basketball
Saint Louis Team Game-by-Game Comparison (December 21, 2012)
All games

Opponent	1st	2nd	Score	Mar	Total FG	FG Pct	3-Pointers	3FG Pct	Free Throws	FT Pct	Rebounds	Assist	T/Over	Block	Steal	Fouls	
Mizzou	29/32	22/35	51-67	(16)	15-46/24-59	.326/.407	4-12/13-36	.333/.361	17-20/6-8	.850/.750	37/30	+7	7/19	22/10	0/5	5/8	12/17
Kansas City	27/25	26/31	53-56	(3)	22-40/19-51	.550/.373	5-12/4-18	.417/.222	4-4/14-16	1000/875	31/17	+14	17/10	23/7	0/5	2/14	15/10
Oklahoma	10/40	23/28	33-68	(35)	13-47/26-53	.277/.491	2-16/6-16	.125/.375	5-8/10-11	.625/.909	25/37	(12)	4/14	23/16	1/1	10/10	18/15
Omaha	27/16	24/26	51-42	+9	18-47/16-53	.383/.302	0-10/4-18	.000/.222	15-19/6-8	.789/.750	46/23	+23	9/8	19/11	0/6	3/8	15/14
WESTERNILLINOIS	25/19	30/25	55-44	+11	23-49/19-50	.469/.380	5-12/5-19	.417/.263	4-7/1-3	.571/.333	36/24	+12	15/14	16/15	1/1	9/7	7/9
INDIANA STATE	21/28	25/20	46-48	(2)	19-45/19-44	.422/.432	3-8/3-11	.375/.273	5-7/7-11	.714/.636	34/20	+14	11/13	23/17	2/2	8/8	11/11
Valparaiso	22/27	31/20	53-47	+6	20-51/20-54	.392/.370	2-10/5-17	.200/.294	11-18/2-8	.611/.250	33/38	(5)	11/11	11/16	0/3	7/4	10/14
ILLINOIS-CHICAGO	35/24	23/25	58-49	+9	19-49/17-54	.388/.315	3-14/8-24	.214/.333	17-23/7-11	.739/.636	40/30	+10	11/12	16/17	1/2	3/7	11/19
UT Martin	29/37	33/41	62-78	(16)	24-57/28-56	.421/.500	6-13/10-26	.462/.385	8-9/12-13	.889/.923	35/28	+7	17/14	17/10	0/6	4/8	15/8
Evansville	34/21	29/38	63-59	+4	24-56/22-58	.429/.379	5-15/9-25	.333/.360	10-17/6-9	.588/.667	38/33	+5	13/14	8/10	2/1	4/3	11/17
MEMPHIS	30/30	28/35	58-65	(7)	20-57/26-60	.351/.433	2-10/3-12	.200/.250	16-25/10-19	.640/.526	39/44	(5)	14/14	13/12	2/7	5/9	19/20

Note: Game totals are displayed in the format TEAM/OPPONENT for each category

2012-13 SLU Women's Basketball
Saint Louis Points-Rebounds-Assists (December 21, 2012)
All games

Opponent	Date	Score		00	01	12	13	21	23	34
				CASTLEMAN,	BRADLEY,JA	JONES,LORR	COOK,ERIKA	WEBB,COURT	BALL,DESIR	WOMACK,DEN
at Mizzou	11/9/12	51-67	L	2-1-0	9-5-4	12-8-0	0-0-0	17-4-0	2-3-1	4-3-1
at Kansas City	11/15/12	53-56	L	0-4-2	3-5-7	18-4-0	DNP	10-5-0	12-2-5	2-3-1
at Oklahoma	11/18/12	33-68	L	2-0-1	11-4-1	5-10-0	0-1-0	6-2-0	2-2-2	0-0-0
at Omaha	11/21/12	51-42	w	2-5-1	4-7-3	12-9-0	DNP	8-3-2	8-6-2	0-1-0
WESTERN ILLINOIS	11/24/12	55-44	w	0-1-0	6-4-6	12-7-2	0-0-0	16-8-2	8-5-4	2-1-0
INDIANA STATE	11/29/12	46-48	L	0-1-0	6-0-7	6-12-1	DNP	5-3-1	13-2-1	0-1-0
at Valparaiso	12/01/12	53-47	w	2-2-0	0-4-8	15-4-0	DNP	15-4-1	5-2-1	0-2-0
ILLINOIS-CHICAGO	12/03/12	58-49	w	2-3-1	7-2-4	15-8-1	DNP	13-4-2	7-5-3	DNP
at UT Martin	12-6-12	62-78	L	5-2-0	9-4-3	11-8-5	DNP	10-4-2	10-0-5	0-0-0
at Evansville	12-09-12	63-59	w	4-3-0	23-8-6	12-8-3	DNP	12-4-0	6-2-4	DNP
MEMPHIS	12/19/12	58-65	L	2-3-0	4-1-7	15-8-1	DNP	11-6-2	7-3-4	0-0-0

Opponent	Date	Score		42	50
				MUELLER,JE	EGGERT,MAL
at Mizzou	11/9/12	51-67	L	0-1-0	5-8-1
at Kansas City	11/15/12	53-56	L	0-2-0	8-3-2
at Oklahoma	11/18/12	33-68	L	0-2-0	7-2-0
at Omaha	11/21/12	51-42	w	5-4-0	12-7-1
WESTERN ILLINOIS	11/24/12	55-44	w	0-1-1	11-7-0
INDIANA STATE	11/29/12	46-48	L	0-3-0	16-10-1
at Valparaiso	12/01/12	53-47	w	2-1-1	14-12-0
ILLINOIS-CHICAGO	12/03/12	58-49	w	1-3-0	13-8-0
at UT Martin	12-6-12	62-78	L	0-2-1	17-8-1
at Evansville	12-09-12	63-59	w	2-2-0	4-6-0
MEMPHIS	12/19/12	58-65	L	4-6-0	15-8-0

2012-13 SLU Women's Basketball
Saint Louis Game-by-Game Highs (December 21, 2012)
All games

Opponent	Date	Score	Points	Rebounds	Assists	Steals	Blocked shots
at Mizzou	11/9/12	51-67	17-WEBB, Courtney	8-EGGERT, Mallory JONES, Lorreal	4-BRADLEY, Jacy	3-EGGERT, Mallory	None
at Kansas City	11/15/12	53-56	18-JONES, Lorreal	5-WEBB, Courtney BRADLEY, Jacy	7-BRADLEY, Jacy	1-BRADLEY, Jacy JONES, Lorreal	None
at Oklahoma	11/18/12	33-68	11-BRADLEY, Jacy	10-JONES, Lorreal	2-BALL, Desirae	4-BRADLEY, Jacy	1-BRADLEY, Jacy
at Omaha	11/21/12	51-42	12-EGGERT, Mallory JONES, Lorreal	9-JONES, Lorreal	3-BRADLEY, Jacy	1-CASTLEMAN, Hale JONES, Lorreal BRADLEY, Jacy	None
WESTERNILLINOIS	11/24/12	55-44	16-WEBB, Courtney	8-WEBB, Courtney	6-BRADLEY, Jacy	3-BRADLEY, Jacy	1-EGGERT, Mallory
INDIANA STATE	11/29/12	46-48	16-EGGERT, Mallory	12-JONES, Lorreal	7-BRADLEY, Jacy	6-EGGERT, Mallory	2-EGGERT, Mallory
at Valparaiso	12/01/12	53-47	15-WEBB, Courtney JONES, Lorreal	12-EGGERT, Mallory	8-BRADLEY, Jacy	5-BALL, Desirae	None
ILLINOIS-CHICAGO	12/03/12	58-49	15-JONES, Lorreal	8-JONES, Lorreal EGGERT, Mallory	4-BRADLEY, Jacy	2-WEBB, Courtney	1-BRADLEY, Jacy
at UT Martin	12-6-12	62-78	17-EGGERT, Mallory	8-JONES, Lorreal EGGERT, Mallory	5-BALL, Desirae JONES, Lorreal	1-BALL, Desirae JONES, Lorreal WEBB, Courtney MUELLER, Jenna	None
at Evansville	12-09-12	63-59	23-BRADLEY, Jacy	8-BRADLEY, Jacy JONES, Lorreal	6-BRADLEY, Jacy	3-BALL, Desirae	1-WEBB, Courtney MUELLER, Jenna
MEMPHIS	12/19/12	58-65	15-EGGERT, Mallory JONES, Lorreal	8-EGGERT, Mallory JONES, Lorreal	7-BRADLEY, Jacy	2-JONES, Lorreal	1-WEBB, Courtney BRADLEY, Jacy

2012-13 SLU Women's Basketball
Saint Louis Team High/Low Analysis (December 21, 2012)
All games

Saint Louis - TEAM GAME HIGHS

POINTS	63	at Evansville (12-09-12)
FIELD GOALS MADE	24	at Evansville (12-09-12)
	24	at UT Martin (12-6-12)
FIELD GOAL ATTEMPTS	57	MEMPHIS (12/19/12)
	57	at UT Martin (12-6-12)
FIELD GOAL PERCENTAGE	.550 (22-40)	at Kansas City (11/15/12)
3 PT FIELD GOALS MADE	6	at UT Martin (12-6-12)
3 PT FG ATTEMPTS	16	at Oklahoma (11/18/12)
3 PT FG PERCENTAGE	.462 (6-13)	at UT Martin (12-6-12)
FREE THROWS MADE	17	ILLINOIS-CHICAGO(12/03/12)
	17	at Mizzou (11/9/12)
FREE THROW ATTEMPTS	25	MEMPHIS (12/19/12)
FREE THROW PERCENTAGE	1.000 (4-4)	at Kansas City (11/15/12)
REBOUNDS	46	at Omaha (11/21/12)
ASSISTS	17	at UT Martin (12-6-12)
	17	at Kansas City (11/15/12)
STEALS	10	at Oklahoma (11/18/12)
BLOCKED SHOTS	2	MEMPHIS (12/19/12)
	2	at Evansville (12-09-12)
	2	INDIANA STATE (11/29/12)
TURNOVERS	23	INDIANA STATE (11/29/12)
	23	at Oklahoma (11/18/12)
	23	at Kansas City (11/15/12)
FOULS	19	MEMPHIS (12/19/12)

Saint Louis - GAME LOWS

POINTS	33	at Oklahoma (11/18/12)
FIELD GOALS MADE	13	at Oklahoma (11/18/12)
FIELD GOAL ATTEMPTS	40	at Kansas City (11/15/12)
FIELD GOAL PERCENTAGE	.277 (13-47)	at Oklahoma (11/18/12)
3 PT FIELD GOALS MADE	0	at Omaha (11/21/12)
3 PT FG ATTEMPTS	8	INDIANA STATE (11/29/12)
3 PT FG PERCENTAGE	.000 (0-10)	at Omaha (11/21/12)
FREE THROWS MADE	4	at Kansas City (11/15/12)
	4	WESTERN ILLINOIS (11/24/12)
FREE THROW ATTEMPTS	4	at Kansas City (11/15/12)
FREE THROW PERCENTAGE	.571 (4-7)	WESTERN ILLINOIS (11/24/12)
REBOUNDS	25	at Oklahoma (11/18/12)
ASSISTS	4	at Oklahoma (11/18/12)
STEALS	2	at Kansas City (11/15/12)
BLOCKED SHOTS	0	at Mizzou (11/9/12)
	0	at Kansas City (11/15/12)
	0	at Omaha (11/21/12)
	0	at Valparaiso (12/01/12)
	0	at UT Martin (12-6-12)
TURNOVERS	8	at Evansville (12-09-12)
FOULS	7	WESTERN ILLINOIS (11/24/12)

2012-13 SLU Women's Basketball
Saint Louis High/Low Analysis (December 21, 2012)
All games

Opponent - GAME HIGHS

POINTS	78	at UT Martin (12-6-12)
FIELD GOALS MADE	28	at UT Martin (12-6-12)
FIELD GOAL ATTEMPTS	60	MEMPHIS (12/19/12)
FIELD GOAL PERCENTAGE	.500 (28-56)	at UT Martin (12-6-12)
3 PT FIELD GOALS MADE	13	at Mizzou (11/9/12)
3 PT FG ATTEMPTS	36	at Mizzou (11/9/12)
3 PT FG PERCENTAGE	.385 (10-26)	at UT Martin (12-6-12)
FREE THROWS MADE	14	at Kansas City (11/15/12)
FREE THROW ATTEMPTS	19	MEMPHIS (12/19/12)
FREE THROW PERCENTAGE	.923 (12-13)	at UT Martin (12-6-12)
REBOUNDS	44	MEMPHIS (12/19/12)
ASSISTS	19	at Mizzou (11/9/12)
STEALS	14	at Kansas City (11/15/12)
BLOCKED SHOTS	7	MEMPHIS (12/19/12)
TURNOVERS	17	ILLINOIS-CHICAGO(12/03/12)
	17	INDIANA STATE (11/29/12)
FOULS	20	MEMPHIS (12/19/12)

Opponent - GAME LOWS

POINTS	42	at Omaha (11/21/12)
FIELD GOALS MADE	16	at Omaha (11/21/12)
FIELD GOAL ATTEMPTS	44	INDIANA STATE (11/29/12)
FIELD GOAL PERCENTAGE	.302 (16-53)	at Omaha (11/21/12)
3 PT FIELD GOALS MADE	3	INDIANA STATE (11/29/12)
	3	MEMPHIS (12/19/12)
3 PT FG ATTEMPTS	11	INDIANA STATE (11/29/12)
3 PT FG PERCENTAGE	.222 (4-18)	at Kansas City (11/15/12)
	.222 (4-18)	at Omaha (11/21/12)
FREE THROWS MADE	1	WESTERN ILLINOIS (11/24/12)
FREE THROW ATTEMPTS	3	WESTERN ILLINOIS (11/24/12)
FREE THROW PERCENTAGE	.250 (2-8)	at Valparaiso (12/01/12)
REBOUNDS	17	at Kansas City (11/15/12)
ASSISTS	8	at Omaha (11/21/12)
STEALS	3	at Evansville (12-09-12)
BLOCKED SHOTS	1	at Oklahoma (11/18/12)
	1	WESTERN ILLINOIS (11/24/12)
	1	at Evansville (12-09-12)
TURNOVERS	7	at Kansas City (11/15/12)
FOULS	8	at UT Martin (12-6-12)

2012-13 SLU Women's Basketball
Saint Louis Player High/Low Analysis (December 21, 2012)
All games

Saint Louis - INDIVIDUAL GAME HIGHS

Points	23		BRADLEY, Jacy at Evansville (12-09-12)
Field Goals Made	8		BRADLEY, Jacy at Evansville (12-09-12)
	8		EGGERT, Mallory vs Indiana State (11/29/12)
	8		JONES, Lorreal at Kansas City (11/15/12)
Field Goal Att.	15		WEBB, Courtney vs Western Illinois (11/24/12)
FG Pct (min 5 made)	.800	(8-10)	EGGERT, Mallory vs Indiana State (11/29/12)
	.800	(8-10)	JONES, Lorreal at Kansas City (11/15/12)
3-Point FG Made	4		WEBB, Courtney vs Western Illinois (11/24/12)
3-Point FG Att.	7		WEBB, Courtney vs Illinois-Chicago (12/03/12)
	7		WEBB, Courtney at Oklahoma (11/18/12)
	7		WEBB, Courtney at Mizzou (11/9/12)
3-Pt FG Pct (min 2 made)	.667	(4-6)	WEBB, Courtney vs Western Illinois (11/24/12)
Free Throws Made	6		EGGERT, Mallory at Omaha (11/21/12)
Free Throw Att.	8		JONES, Lorreal vs Memphis (12/19/12)
	8		JONES, Lorreal at Valparaiso (12/01/12)
	8		EGGERT, Mallory at Omaha (11/21/12)
FT Pct (min 3 made)	1.000	(4-4)	BALL, Desirae vs Memphis (12/19/12)
	1.000	(4-4)	BRADLEY, Jacy vs Memphis (12/19/12)
	1.000	(4-4)	BRADLEY, Jacy at Omaha (11/21/12)
	1.000	(4-4)	WEBB, Courtney at Mizzou (11/9/12)
	1.000	(4-4)	WOMACK, Denisha at Mizzou (11/9/12)
	1.000	(3-3)	JONES, Lorreal at UT Martin (12-6-12)
	1.000	(3-3)	JONES, Lorreal vs Illinois-Chicago (12/03/12)
Rebounds	12		EGGERT, Mallory at Valparaiso (12/01/12)
	12		JONES, Lorreal vs Indiana State (11/29/12)
Assists	8		BRADLEY, Jacy at Valparaiso (12/01/12)
Steals	6		EGGERT, Mallory vs Indiana State (11/29/12)
Blocked Shots	2		EGGERT, Mallory vs Indiana State (11/29/12)
Turnovers	6		BALL, Desirae vs Indiana State (11/29/12)
	6		BRADLEY, Jacy at Omaha (11/21/12)
	6		BALL, Desirae at Mizzou (11/9/12)

OPPONENT INDIVIDUAL GAME HIGHS

Points	28		BUTLER, Heather at UT Martin (12-6-12)
Field Goals Made	10		BUTLER, Heather at UT Martin (12-6-12)
Field Goal Att.	25		BUTLER, Heather at UT Martin (12-6-12)
FG Pct (min 5 made)	.700	(7-10)	Griffin,Nicole at Oklahoma (11/18/12)
3-Point FG Made	6		Hart, Khristian at Evansville (12-09-12)
3-Point FG Att.	14		Hart, Khristian at Evansville (12-09-12)
3-Pt FG Pct (min 2 made)	1.000	(2-2)	GERARDOT, Tabitha at Valparaiso (12/01/12)
Free Throws Made	8		O'CONNOR, Eilise at Kansas City (11/15/12)
Free Throw Att.	9		Mahan, Racheal vs Indiana State (11/29/12)
FT Pct (min 3 made)	1.000	(8-8)	O'CONNOR, Eilise at Kansas City (11/15/12)
	1.000	(6-6)	NEWSOME, Jasmine at UT Martin (12-6-12)
	1.000	(4-4)	Collins, Meagan at Evansville (12-09-12)
	1.000	(3-3)	Ellenberg,Aaryn at Oklahoma (11/18/12)
Rebounds	9		Falkenstein, Chelsea at Evansville (12-09-12)
	9		GERARDOT, Tabitha at Valparaiso (12/01/12)
Assists	9		NEWSOME, Jasmine at UT Martin (12-6-12)
Steals	4		DICKSON, Nicole vs Memphis (12/19/12)
	4		NASH, Jamie at Omaha (11/21/12)
	4		NEZIANYA, Kim at Kansas City (11/15/12)
	4		O'CONNOR, Eilise at Kansas City (11/15/12)
Blocked Shots	5		BRYANT, Rickiesha at UT Martin (12-6-12)
	5		KELLY, Taijhe at Omaha (11/21/12)
Turnovers	5		Taylor Foulks vs Illinois-Chicago (12/03/12)
	5		NASH, Jamie at Omaha (11/21/12)

2012-13 Season Outlook

Saint Louis University women's basketball embarks on an exciting and promising era in 2012-13 as veteran head coach **Lisa Stone** assumes command of the Billiken program.

Stone knows the transition involved with a coaching change carries with it a multitude of challenges. Typically, the initial task is to convince players to "buy in" to a different approach, thereby creating a strong foundation for teaching and learning.

Judging by what their team has demonstrated in the early going, Stone and her staff – associate head coach **Barb Smith** and assistant coaches **Amy Stephens** and **Lou DiFeo** – have persuaded the Billikens to eagerly adopt the philosophy and methods of the new leadership.

"I'm very pleased with our players' willingness to accept change, their willingness to accept a new coaching staff and a different system, and their willingness to embrace improvement," Stone said. "I think this year will be very rewarding in a lot of ways, simply because of us continuing to teach and finding gratification in the fact that our players are learning and setting the bar for the future.

"Obviously, our goals include having a winning season, jumping up into the middle part of the Atlantic 10 Conference or higher, and putting ourselves into postseason play," Stone said. "We also understand that we're facing adversity because injuries have reduced our active roster to nine players. However, we're slim only in numbers. We're not slim in heart.

"The most basic goal we have this season is to get better every day and find mini victories in how we play," Stone said. "That's a simple way of stating what we're all about. How we measure success this year is the fact that we're all in the boat trying to grasp the change of system, that our identity is team-oriented defense instead of one-on-one basketball. The system works, and I think we'll surprise some people this year because our players are catching on to it.

"Discipline is huge with me, and our players have been held accountable in everything they do on and off the court," Stone said. "They have embraced that accountability and have been delightful to work with. They feel good about it, and they're excited to start the season."

The Billikens' nine-player active roster is composed of eight returnees, four of whom were starters a year ago, and one freshman. While everyone will be given an opportunity to play, Stone emphasizes the need for each player to avoid taking that opportunity for granted.

"We've talked to our players numerous times and explained that it's possible they can become complacent because they know they're going to play," Stone said. "But everyone playing is not the theme of this year. We're going to play people who are ready to play. We need all nine players to be at their highest level and to contribute, not just be out there on the court. They have accepted that and are working hard to make it happen."

Stone points out that there is nothing complicated about what the Billikens plan to execute on the floor. Learning and improvement are needed on both ends of the court, but heavier emphasis is being placed on defense.

"We're going to be very team-oriented defensively and do our best not to give up direct drives to the basket," Stone said. "What we're teaching isn't complex, but it takes hard work and effort. We've focused a lot on defense, and the players have really picked it up.

"We're running a motion offense that, like our defense, is very team-oriented," Stone said. "We're looking for less one-on-one play and more team offense with balanced scoring.

"What I'm pleased with is the fact that our players understand that our defense cannot be put at a disadvantage because of an inability to take care of the ball," Stone said. "I've been emphasizing that if we take care of the ball, limit the opponent to one shot with solid defense, and rebound, we'll be in a position to be successful."

The SLU senior class consists of center **Mallory Eggert** and guards **Jacy Bradley** and **Courtney Webb**. Eggert and Bradley are in their fourth year in the program, while Webb embarks on her second season of action with the Billikens after transferring from DePaul.

Last year, **Eggert** tied for fourth in the A-10 in offensive rebounding (2.8 orpg) and was 12th in the league in total rebounding (6.8 rpg). She posted a 7.6 scoring average and led SLU in field goal percentage (.464).

"Mallory is a team leader. If anyone needs answers, they talk to her," Stone said. "She has put the team on her back, and I appreciate that.

"Mallory is a strong, physical presence in the low post on both ends of the floor. She's a great rebounder, and she can be a great defender. Offensively, she understands the value of the ball and is solid with it. Mallory is going to score more than she's ever scored because we're going to get her the ball."

Bradley, who begins the season 10th on SLU's career 3-point field goals list, missed the

last 14 games of the 2011-12 campaign after suffering a knee injury. Her 8.6 season scoring average included a team-high 12.8 mark in her final five games. Bradley shot 50 percent from the floor, including 56.3 percent from 3-point range, during that five-game stretch.

"Jacy is excited to be back on the court for her senior year following surgery," Stone said. "As a point guard, she needs to be the extension of me on the court. We need Jacy to be the player who sets the tempo on the floor, who gets other players involved and makes them better.

"Jacy is capable of being a key ingredient in our success this year. Her shot is fine, her knee is back, she's cleared 100 percent, and she's ready to go."

Webb topped the Saint Louis scoring chart a year ago with an 11.4 average, and she tallied 20 or more points five times. She also led the team with 48 3-pointers.

"Without question, Courtney is one of our more skilled players," Stone said. "The way she plays is special. She has a gift that our other players don't have, and that's the ability to just go out and make a play. She's catching on defensively and is working to become more committed to running the offense with her teammates.

"Courtney wants to be better, and she can have an outstanding year if she's willing to continue to learn and do things the way we want to have them done. She can lead by example, because when she plays at her highest level, she's one of the best in the A-10."

Junior forward **Lorreal Jones** is one of the premier rebounders in the A-10, having finished fifth in the league in total rebounding (7.8 rpg) and ninth in offensive rebounding (2.6 orpg) last season. Jones averaged 8.3 points, a figure Stone believes can be improved.

"I love how Lorreal plays, she is an amazing talent," Stone said. "She's probably our fastest and strongest player as well as our best rebounder. She is a ball-getter who will get all over the offensive glass.

"Lo also is a very tough person to guard. She will play the 4 position for us, and she can be a matchup nightmare for opponents. She's done a great job of learning and embracing the changes, understanding plays and understanding positions."

Redshirt sophomore guard **Desirae Ball** collected three A-10 Rookie of the Week honors last year, her first season on the hardwood for the Bills after missing 2010-11 due to injury. Ball was second to Webb in scoring, tossing in 9.2 points per game.

continued

“Desirae is a quality example of our program – student, athlete, servant, quality person, very much involved with things on and off the court,” Stone said. “Her willingness to put others ahead of herself is her greatest attribute, and that’s how she plays.”

“Des is explosive offensively, is a good shooter and handles the ball pretty well. Defensively, she probably understands our system better than anyone. She’s a calming presence on the floor, and she’ll be part of the point guard by committee we’ll use. I think Des is going to have a special year.”

Junior center **Jenna Mueller** played in 28 games, drew two starting assignments and averaged 11.6 minutes last season. Stone anticipates Mueller will be more prominent in the Billikens’ plans this year.

“Jenna can develop into a very solid player, and I want her to be a player who doesn’t settle for having a backup role,” Stone said. “That’s my challenge to her on both ends of the floor.”

“We’re working on making Jenna tougher and more aggressive. It will be interesting to see how she grasps her role and if she strives for more, because she’s very capable of doing that.”

Halee Castleman earned seven starts and averaged 10.1 minutes a year ago. Stone lauds Castleman for her leadership and is counting

on the junior guard to be a versatile performer.

“Halee is one of the best teammates and hardest workers we have,” Stone said. “She’s a leader, she’s vocal, she’s giving, and she’s a servant.”

“We expect Halee to play anywhere from the 1 to the 2 to the 3 this year. She can be a very solid defender because she understands the system. Halee has improved her shot, and she’s working on becoming a player who values the ball more.”

Erika Cook played sparingly in her rookie campaign, but Stone looks for a significant contribution from the sophomore guard this season.

“Erika is a sleeper, she’s been a tremendously pleasant surprise,” Stone said. “She has all the ability, including a textbook shot, and she has to play this year. We’re challenging her to be an aggressive scorer and a player who can use her length defensively.”

“Erika can’t settle for the past. She has to strive for more, and I know there’s more in her. Erika is going to get opportunities, and in those opportunities she needs to seize the moment.”

Freshman forward **Denisha Womack** joined the Billiken program after earning a first-team All-Conference nod and averaging 17 points as a senior at Peoria (Ill.) Central High School.

“Denisha truly is a joy to coach,” Stone said. “She wants to learn, she’ll admit her mistakes and she holds herself accountable. She’s a special freshman because of her willingness to get better, and that’s wonderful.”

“Denisha will play a lot, and she’s going to be very good. She can play the 4 or the 5 and is used to being on the block, and we also have her on the perimeter a little bit. There’s no one on our team who has shown as large an upside as Denisha has, and that upside continues to grow every day.”

The Billikens’ 29-game schedule is daunting. It includes 13 opponents who advanced to postseason play a year ago, nine teams that won 20 or more games and eight squads that finished among the top 100 in the final NCAA Ratings Percentage Index.

“We are very excited about our team and the schedule we will play this season,” Stone said. “With so many opponents who played in the postseason and won 20 or more games last year, we will be challenged in our non-conference schedule as well as in our A-10 slate.”

“Our fans will see some exciting basketball this year as we continue to improve and grow together every day,” Stone said. “The start of something special is happening for Billiken women’s basketball.”



Sitting, from left, associate head coach Barb Smith, Halee Castleman, Courtney Webb, Jamesia Price, Jacy Bradley, Erika Cook, Desirae Ball, Denisha Womack, head coach Lisa Stone. Standing, from left, manager Reiko Young, manager Quintin Davis, assistant coach Lou DiFeo, director of operations Brittney Marshall, Morgan Johnson, Jenna Mueller, Mallory Eggert, Lorreal Jones, Abby Willis, assistant coach Amy Stephens, manager Ben Krzmarzick, manager Jordan Pimentel, manager Jen Moriarty.