

SAINT LOUIS BILLIKENS



Women's Basketball Game Notes
Indiana State at Saint Louis
Thursday, Nov. 29, 2012 • 7 p.m.
Chaifetz Arena • St. Louis, Mo.

Mickey Smith, Media Relations Contact • 314-977-3463 (o) • 314-610-8496 (c) • msm145@slu.edu

PROBABLE STARTERS vs. Indiana State

Head Coach – LISA STONE (2-3 at SLU, 1st year • 505-240 career, 27th year)

No.	Name	Pos.	Ht.	Cl.	Hometown	PPG	RPG	APG	SPG
1	JACY BRADLEY	G	5-6	Sr.	Florence, Ky.	6.6	5.0	4.2	1.8
12	LORREAL JONES	F	6-0	Jr.	Detroit, Mich.	11.8	7.6	0.4	1.0
21	COURTNEY WEBB	G	5-8	RSr.	Benton Harbor, Mich.	11.4	4.4	0.8	0.2
23	DESIRAE BALL	G	5-9	RSo.	Cincinnati, Ohio	6.4	3.6	2.8	0.6
50	MALLORY EGGERT	C	6-2	Sr.	Oak Forest, Ill.	8.6	5.4	0.8	1.2

OFF THE BENCH

No.	Name	Pos.	Ht.	Cl.	Hometown	PPG	RPG	APG	SPG
00	HALEE CASTLEMAN	G	5-8	Jr.	Springdale, Ark.	1.2	2.2	0.8	0.4
13	ERIKA COOK	G	5-11	So.	Nashville, Tenn.	0.0	0.3	0.0	0.0
34	DENISHA WOMACK	F	6-0	Fr.	Peoria, Ill.	1.6	1.6	0.4	0.2
42	JENNA MUELLER	C	6-2	Jr.	Clarence, Mo.	1.0	2.0	0.2	0.4

BILLS SEEK THIRD STRAIGHT WIN – Saint Louis and Indiana State square off tonight in the first meeting between the Billikens and Sycamores since the 2002-03 season. After defeating Nebraska Omaha and Western Illinois last week, SLU is going after what would be its first three-game winning streak since late in the 2009-10 campaign. Indiana State is coming off a 48-34 victory over Belmont Sunday in Terre Haute, Ind.

THE SLU-ISU SERIES – Indiana State holds a 3-2 series lead. Here is the series history:

Winner	Score	Location	Date
SLU	68-53	St. Louis	2/7/83
ISU	68-41	Terre Haute	12/13/86
ISU	75-49	St. Louis	12/5/87
ISU	63-45	Terre Haute	12/11/88
SLU	67-53	St. Louis	12/21/02

REVIEWING THE WESTERN ILLINOIS GAME

– **Courtney Webb** registered 16 points and a career-high eight rebounds to lead Saint Louis to a 55-44 victory over Western Illinois in the Billikens' home opener Nov. 24. Webb tied her career high of four 3-pointers (4-of-6) and established a career best with four offensive rebounds. **Lorreal Jones** had 12 points and seven rebounds, while **Mallory Eggert** tallied 11 points and seven boards (four offensive). **Jacy Bradley** led all players with six assists and three steals, and **Desirae Ball** contributed eight points, five rebounds and four assists. Saint Louis held WIU's top three scorers, who came in with an aggregate scoring average of 39 points, to a combined 13 points. The Billikens earned a 36-24 rebounding advantage and shot 46.9 percent from the floor, including 54.2 percent in the second half.

BILLIKEN LEADERS – **Lorreal Jones** leads Saint Louis in scoring (11.8 ppg), rebounding (7.6 rpg), offensive rebounding (3.0 orpg) and field goal shooting (55.6 percent). **Courtney Webb** checks in with 11.4 points per game, 4.4 rebounds per game and a team-high 10 3-pointers. **Mallory Eggert** is third in scoring (8.6 ppg) and second in rebounding (5.4 rpg) while shooting a solid 48.4 percent from the floor. **Jacy Bradley** averages 6.6 points and 5.0 rebounds and leads the squad in assists (4.2 apg) and steals (1.8 spg). **Desirae Ball** owns a 6.4 scoring mark. The Bills are +8.8 in rebounding margin and are shooting 77.6 percent from the free-throw line.

RULING THE BOARDS – SLU has outrebounded four of its five opponents thus far, topping Missouri 37-30, UMKC 31-17, Omaha 46-23 and Western Illinois 36-24. Since the beginning of the 2011-12 campaign, the Bills have earned an advantage on the boards in 29 of 36 contests.

BILLIKENS IN THE NATIONAL STATISTICS – Through games of Nov. 25, Saint Louis ranks 22nd nationally in free-throw percentage (.776), 23rd in fewest fouls (13.4 per game), 38th in rebounding margin (+8.8) and 75th in scoring defense (55.4 ppg). **Lorreal Jones** is 55th in field goal percentage (.556).

BILLIKENS IN THE A-10 STATISTICS – Through Nov. 26, Saint Louis ranks in the upper half of the Atlantic 10 Conference in free-throw percentage (second, .776), rebounding margin (third, +8.8), scoring defense (tie-fifth, 55.4 ppg), field goal percentage (sixth, .397) and 3-point field goal percentage defense (seventh, .299). **Lorreal Jones** is fourth in field goal

2012-13 BILLIKEN SCHEDULE

November		
Fri., 9	at Missouri	L, 51-67
Thu., 15	at UMKC	L, 53-56
Sun., 18	at Oklahoma	L, 33-68
Wed., 21	at Nebraska-Omaha	W, 51-42
Sat., 24	Western Illinois	W, 55-44
Thu., 29	Indiana State	7 p.m.
December		
Sat., 1	at Valparaiso	1:35 p.m.
Mon., 3	Illinois-Chicago	7 p.m.
Thu., 6	at UT Martin	7 p.m.
Sun., 9	at Evansville	1 p.m.
Wed., 19	Memphis	4 p.m.
Fri., 21	at Drake	5:05 p.m.
Sat., 29	Northern Iowa	2 p.m.
Mon., 31	Winthrop	Noon
January		
Wed., 9	at S.E. Missouri State	6:30 p.m.
Sat., 12	VCU*	7 p.m.
Wed., 16	at Duquesne*	6 p.m.
Sun., 20	Saint Joseph's*	1 p.m.
Wed., 23	at Richmond*	11 a.m.
Sun., 27	Charlotte*	1 p.m.
Thu., 31	at Xavier*	6 p.m.
February		
Thu., 7	Massachusetts* (CBSSN)	8 p.m.
Sun., 10	at Temple*	1 p.m.
Wed., 13	at La Salle*	11 a.m.
Sun., 17	Fordham*	1 p.m.
Wed., 20	Butler*	Noon
Sun., 24	at Rhode Island*	4 p.m.
Thu., 28	Dayton*	7 p.m.
March		
Sun., 3	at George Washington*	1 p.m.
Fri., 8-	A-10 Championship	
Sun., 10	First Three Rounds@	TBA
Sat., 16	A-10 Championship Final#	TBA

*Atlantic 10 Conference game
 @Philadelphia, Pa. (Saint Joseph's)
 #Brooklyn, N.Y. (Barclays Center)
 All times are Central and subject to change
 CBSSN – CBS Sports Network

percentage (.556), tied for ninth in offensive rebounding (3.0 orpg), tied for ninth in minutes (33.6 mpg), tied for 10th in rebounding (7.6 rpg) and 17th in scoring (11.8 ppg). **Jacy Bradley** leads the league in minutes (35.4 mpg) and is seventh in assists (4.2 apg), tied for 11th in steals (1.8 spg) and 14th in assist-turnover ratio (1.2). **Courtney Webb** is eighth in 3-point field goals per game (2.0) and tied for 14th in 3-point field goal percentage (.385), while **Desirae Ball** is tied for sixth in minutes (34.0 mpg).

SPEED LIMIT: 50 – By limiting Omaha to 42 points and Western Illinois to 44, SLU has held consecutive opponents to fewer than 50 points for the first time since the 2001-02 season. The Billikens have held three straight foes under the 50-point mark three times, most recently in the 1985-86 campaign.

Saint Louis Game Notes vs. Indiana State, 11/29/12 • p. 2

ROAD WARRIORS – Saint Louis opened the 2012-13 campaign with four consecutive road games, only the second time in SLU women's basketball history the Billikens have played that many road contests to begin a season. The 1980-81 squad opened with six consecutive games away from home.

EGGERT, JONES APPROACHING MILESTONES – **Lorreal Jones** and **Mallory Eggert** are approaching career statistical milestones. Jones enters tonight's contest needing six rebounds to reach 500, while Eggert is 17 points away from the 500 mark. Both players attained career milestones in the UNO game, with Jones scoring her 500th point and Eggert corraling her 500th rebound.

BALANCING ACT – In Saint Louis' first five games, four different players have led the Billikens in scoring and four different players have been the team's leading rebounder.

CLIMBING THE CAREER CHARTS – **Jacy Bradley** has 92 3-pointers to rank ninth on the SLU career list. She needs five treys to move past eighth-place Rachel Diener. Bradley also has 225 career assists to rank 10th in Billiken history; she needs 37 to overtake ninth-place Kelly George. **Mallory Eggert** and **Lorreal Jones** have 508 and 494 career rebounds, respectively, and are on pace to move into the Billikens' top 10. Heather King owns 10th place with 612 boards. With 58 career 3-pointers, **Courtney Webb** is on track to claim a top-10 spot.

SCHEDULE PRESENTS CHALLENGES – The Billikens' 29-game schedule includes 13 opponents who advanced to postseason play a year ago, nine teams that won 20 or more games and eight squads that finished among the top 100 in the final NCAA Ratings Percentage Index. Saint Louis will play three games against 2011-12 NCAA Tournament participants – Oklahoma, UT Martin and Dayton. Also on the schedule are nine games against 2011-12 WNIT teams – UMKC, Memphis, Drake, VCU, Duquesne, Saint Joseph's, Richmond, Charlotte and Temple – as well as a contest against WBI participant Northern Iowa.

EXPERIENCE ON THE BENCH – The Saint Louis coaching staff boasts a combined 80 years of collegiate coaching experience, including 49 seasons of head-coaching experience. In addition to **Lisa Stone's** 26 years (all as a head coach), associate head coach **Barb Smith** has 25 years (five as a head coach); assistant coach **Amy Stephens** has 18 years (17 as a head coach); and assistant coach **Lou DiFeo** has 11 years (one as a head coach).

BILLIKENS RETURN 11 FROM LAST SEASON – SLU returns four starters and seven additional players from last year's 11-20 team that tied for 10th (4-10) in the Atlantic 10 Conference. However, **Jamesia Price**, **Morgan Johnson** and **Abby Willis** are sidelined by injuries. The 2011-12 Billikens beat Charlotte in the A-10 Championship first round before falling to eventual champion Dayton in the quarterfinals. **Courtney Webb** is SLU's top returning scorer after averaging a team-high 11.4 points last season, her first as a Billiken. **Desirae Ball** averaged 9.2 points in her first campaign after missing the 2010-11 season with an injury, while **Jacy Bradley** tossed in 8.6 ppg before missing the last 14 games due to injury. **Lorreal Jones** (8.3 ppg) and **Mallory Eggert** (7.6 ppg) round out last year's top five scorers. The Bills return their top two rebounders from a year ago in Jones (7.8 rpg) and Eggert (6.8 rpg). Webb led the way with 48 3-pointers.

BILLS IN EIGHTH SEASON IN A-10 – Saint Louis is in its eighth year as an Atlantic 10 Conference member. The league expanded to 16 schools with the addition of Butler and VCU earlier this year. It will return to 14 members when Charlotte and Temple depart following the conclusion of the 2012-13 seasons.

Defending postseason tournament champion Dayton is ranked 22nd in the *USA Today* coaches' poll and 23rd by the Associated Press this week.

Last year, regular-season champion St. Bonaventure advanced to the NCAA Tournament Sweet 16. The A-10 has been highly visible in postseason play in recent years, sending two teams to the NCAA Tournament and five to the WNIT last season, and placing three in the NCAA and five in the WNIT in each of the previous three campaigns. This year, the A-10 Championship final will be played at the new Barclays Center in Brooklyn, N.Y.

REBOUNDING: A SLU HALLMARK – Saint Louis has been strong on the glass in recent years. Last season, the Billikens finished 46th nationally and second in the A-10 in rebounding margin (+4.8), and they led the conference in offensive rebounding (15.7 per game). SLU earned an advantage on the glass in 25 of 31 games a year ago.

JONES, EGGERT DOING THEIR PART ON THE GLASS – **Lorreal Jones** and **Mallory Eggert** made their presence felt in last season's board battles. In the final A-10 rankings, Jones – whose team-high 243 rebounds placed her seventh on SLU's all-time single-season list and third on the school's rebounding chart for sophomores – was fifth in rebounding (7.8 rpg) and ninth in offensive rebounding (2.6 orpg). Eggert, whose 211 caroms were good for fourth on the SLU juniors' list, was 12th in rebounding (6.8 rpg) and fourth in offensive

rebounding (2.8 orpg). In addition, Jones tied for fourth in the league with nine double-digit rebounding performances; she has 19 career double-digit efforts. Eggert tied for ninth with six double-digit totals and has 12 for her career.

BALL GARNERS THREE A-10 WEEKLY HONORS – **Desirae Ball** was named A-10 Rookie of the Week three times last season, the second-highest number in the league. Ball collected the award Jan. 9, Feb. 13 and Feb. 27.

DOUBLING UP – In addition to their double-digit rebounding performances, **Lorreal Jones** and **Mallory Eggert** ranked among the Atlantic 10 leaders in double-doubles a year ago. Jones tallied at least 10 points and 10 rebounds in five games to tie for sixth in the conference, while Eggert tied for 12th with three double-doubles. **Courtney Webb** tied for eighth in the league with five 20-point scoring efforts.

UP NEXT – The Billikens play at Valparaiso Saturday, Dec. 1.

WHEN WAS THE LAST TIME THE BILLIKENS ...

Team

Scored 100 points..... 105, Gardner-Webb (12/20/02)
 Scored 90 points..... 90, Fordham (2/11/07)
 Shot 60 percent 60.0, East Carolina (2/3/02)
Shot 50 percent 55.0, at UMKC (11/15/12)
Played a ranked team at #11/11 Oklahoma (11/18/12)
 Beat a ranked team #20 DePaul (1/24/03)
 Played overtime..... at Fordham (2/26/12)
 Won overtime game Charlotte (2/22/12)
 Played double overtime at Fordham (1/12/08)
 Played triple overtime Never

Individual

40+ points..... Never
 30+ points..... 37, Theresa Lisch at La Salle (1/17/09)
 20+ rebs..... 21, Julie Hacker-Buehne vs. McKendree (1/28/88)
 15+ rebs..... 16, Lorreal Jones at Wisconsin (12/5/11)
 10+ assists 10, Janisha Gearlds vs. Massachusetts (2/15/12)
 5+ steals..... 5, Ayriell Robinson vs. Dayton (1/12/11)
 5+ blocks..... 5, Kim Bee vs. Murray State (11/26/11)
 2 players w/20+ points Bradley (12/29/09)
 2 players w/10+ rebounds Missouri (11/16/11)
 4 players w/10+ points Charlotte (2/22/12)
 5 players w/10+ points Arkansas State (11/30/09)
 6 players w/10+ points Chicago State (11/13/06)
 Triple-double Never
 Double-double..... 13 pts., 13 rebs., Lorreal Jones vs. Duquesne (2/5/12)

THE BILLIKENS' RECORD WHEN ...

Leading at halftime..... 2-1
 Trailing or tied at halftime 0-2
 Outrebounding opponent 2-2
 Are outrebounded or tied 0-1
 Shoot higher percentage than opponent 2-1
 Shoot same or lower percentage than opponent 0-2
 Shoot at least 45 percent 1-1
 Shoot lower than 45 percent..... 1-2
 Make more free throws than opponent 2-1
 Make same/fewer free throws than opponent 0-2
 Have more assists than turnovers 0-0
 Commit fewer turnovers than opponent 0-0
 Commit same or more turnovers than opponent 2-3
 Opponent scores 60 or fewer points 2-1
 Opponent scores between 61-70 points 0-2
 Opponent scores between 71-80 points 0-0
 Opponent scores more than 80 points..... 0-0
 Score fewer than 50 points 0-1
 Score between 50-59 points..... 2-2
 Score between 60-69 points..... 0-0
 Score between 70-79 points..... 0-0
 Score at least 80 points 0-0
 Leading with five minutes to play..... 2-0
 Trailing or tied with five minutes to play 0-3
 Leading with two minutes to play 2-0
 Trailing or tied with two minutes to play..... 0-3
 Games decided by 1 to 5 points 0-1
 Games decided by 6 to 10 points 1-0
 Games decided by more than 10 points..... 1-2

DOUBLE-DIGIT SCORING GAMES

<u>Player</u>	<u>Season</u>	<u>Career</u>
Lorreal Jones	4	22
Courtney Webb	3	20
Mallory Eggert	2	19
Jacy Bradley	1	26
Desirae Ball	1	16
Jenna Mueller	0	1

DOUBLE-DIGIT REBOUNDING GAMES

<u>Player</u>	<u>Season</u>	<u>Career</u>
Lorreal Jones	1	19
Mallory Eggert	0	12

2012-13 STATISTICS LEADERS

(# of times player has led in each category)

<u>Player</u>	<u>Points</u>	<u>Rebs.</u>	<u>Assists</u>	<u>Steals</u>
Webb	2	2		
Jones	2	3		2
Eggert	1	1		1
Bradley	1	1	4	4
Ball			1	
Castleman				1

2012-13 Saint Louis University Billikens

No.	Name	Yr.	Pos.	Ht.	Hometown (High School/Previous)
00	Halee Castleman	Jr.	G	5-8	Springdale, Ark. (Har-ber)
1	Jacy Bradley	Sr.	G	5-6	Florence, Ky. (Boone County)
4	Morgan Johnson*	So.	G	5-9	Whiteland, Ind. (Whiteland)
11	Jamesia Price*	So.	G	5-7	Blue Springs, Mo. (Blue Springs)
12	Lorreal Jones	Jr.	F	6-0	Detroit, Mich. (Renaissance)
13	Erika Cook	So.	G	5-11	Nashville, Tenn. (Hunters Lane)
21	Courtney Webb	RS Sr.	G	5-8	Benton Harbor, Mich. (Benton Harbor/DePaul University)
23	Desirae Ball	RS So.	G	5-9	Cincinnati, Ohio (Ursuline)
24	Abby Willis*	Jr.	G	5-8	Overland Park, Kan. (Saint Thomas Aquinas)
34	Denisha Womack	Fr.	F	6-0	Peoria, Ill. (Peoria Central)
42	Jenna Mueller	Jr.	C	6-2	Clarence, Mo. (South Shelby)
50	Mallory Eggert	Sr.	C	6-2	Oak Forest, Ill. (Marian Catholic)

Head Coach: Lisa Stone (1st season)

Associate Head Coach: Barb Smith (1st season)

Assistant Coaches: Amy Stephens (1st season), Lou DiFeo (1st season)

Director of Operations: Brittney Marshall (3rd season)

**Injured*

Pronunciations

#00 – HAY-lee Castleman

#1 – JAY-cee Bradley

#11 – juh-ME-see-uh Price

#12 – lor-ee-al Jones

#23 – dez-ur-ay Ball

#34 – duh-NEE-shuh WO-mack

#42 – Jenna MYOU-ler

#50 – Mallory EGG-ert

Assistant coach Amy STEE-vens

Assistant coach Lou duh-FAY-oh



Halee Castleman
5-8 • Jr. • G
Springdale, Ark.
Har-ber H.S.




Jacy Bradley
5-6 • Sr. • G
Florence, Ky.
Boone County H.S.




Morgan Johnson
5-9 • Soph. • G
Whiteland, Ind.
Whiteland H.S.



Jamesia Price
5-7 • Soph. • G
Blue Springs, Mo.
Blue Springs H.S.



Lorreal Jones
6-0 • Jr. • F
Detroit, Mich.
Renaissance H.S.



Erika Cook
5-11 • Soph. • G
Nashville, Tenn.
Hunters Lane H.S.



Courtney Webb
5-8 • RS Sr. • G
Benton Harbor, Mich.
DePaul University



Desirae Ball
5-9 • RS So. • G
Cincinnati, Ohio
Ursuline H.S.



Abby Willis
5-8 • Jr. • G
Overland Park, Kan.
Saint Thomas Aquinas H.S.



Denisha Womack
6-0 • Fr. • F
Peoria, Ill.
Peoria Central H.S.



Jenna Mueller
6-2 • Jr. • C
Clarence, Mo.
South Shelby H.S.



Mallory Eggert
6-2 • Sr. • C
Oak Forest, Ill.
Marian Catholic H.S.



Lisa Stone
Head Coach
First Season



Barb Smith
Associate Head Coach
First Season



Amy Stephens
Assistant Coach
First Season



Lou DiFeo
Assistant Coach
First Season



Brittney Marshall
Director of Operations
Third Season

Radio-TV Roster

Head Coach Lisa Stone



Lisa Stone, who amassed a 503-237 record in 26 years as a collegiate head coach before arriving at Saint Louis, was named the seventh head coach in Billiken women's basketball history May 4, 2012.

Most recently, Stone served eight seasons (2003-11) in charge at Wisconsin. She began her head-coaching career with a three-year stint at Cornell (Iowa) College, spent 12 seasons at Wisconsin-Eau Claire and had a three-year tenure at Drake.

"We are thrilled to have Lisa and her family join the Saint Louis University community," Director of Athletics Chris May said. "Her successful career, which includes a commitment to academic success and winning at every level, speaks for itself.

"It is an exciting time for the Billikens as we welcome Lisa to SLU to lead the women's basketball program in educating student-athletes, competing for championships and building community," May said. "Lisa's arrival, combined with SLU's educational excellence, state-of-the-art facilities in Chaifetz Arena, the competitive Atlantic 10 Conference and a fertile recruiting base, makes SLU women's basketball poised for success."

"I am excited to join the Billiken family," Stone said. "I wish to thank (SLU President) Father Lawrence Biondi, (Vice President for Student Development) Dr. Kent Porterfield, Chris May and (Associate Director of Athletics) Janet Oberle for their hard work during the process.

"Saint Louis University has an outstanding commitment to excellence, and I am thrilled to be part of an institution that strongly encourages its student-athletes to lead, learn and serve," Stone said. "The University offers academic prestige, outstanding facilities and a beautiful campus, plus an opportunity to compete in the very strong Atlantic 10 Conference."

Stone guided Wisconsin to five postseason appearances, two 20-win campaigns and a 128-119 record that included a 95-68 mark in her final five seasons. In her fourth year (2006-07), the Badgers won a school-record 23 games (23-13) and finished second in the WNIT.

Following WNIT appearances the next two seasons, Wisconsin's 2009-10 squad posted a 21-11 record, tied for third in the Big Ten Conference and earned an NCAA Tournament bid. Stone was rewarded by being named Big Ten Coach of the Year. The Badgers again tied for third in the Big Ten in 2010-11 and participated in the WNIT.

Wisconsin also excelled academically with Stone at the helm. Twenty-one players combined to earn 42 Academic All-Big Ten nods during her tenure.

Stone's 64-27 record at Drake included a 42-12 Missouri Valley Conference ledger. She led the Bulldogs to a 23-7 record, an MVC regular-season co-championship and an NCAA Tournament berth in her first season (2000-01). Stone, whose 23 victories were the most by a first-year MVC women's basketball coach, was tabbed the league's Coach of the Year. The following season, Stone's team went 25-8, achieved a No. 20 national ranking and reached the NCAA Tournament Sweet 16.

The Drake program also flourished in the classroom under Stone's leadership. The 2000-01 Bulldogs were ranked sixth on the Women's Basketball Coaches Association's Academic Top 25 Honor Roll, and the 2001-02 team garnered a No. 15 ranking on the prestigious list.

At NCAA Division III Wisconsin-Eau Claire, Stone turned around a program that had registered just one winning record prior to her arrival. Her teams tallied a 277-59 mark (159-33 in conference play), turned in 11 20-win seasons, reached the NCAA Tournament 11 times and captured six league crowns.

Stone's 1996-97 squad was the national runner-up, and her 1993-94 team finished third in the nation. She was chosen the 1997 WBCA Division III National Coach of the Year, and in 2000 she was named D3 News/Molten Division III National Coach of the Year as the Blugolds posted a 28-1 record. A five-time Wisconsin Intercollegiate Athletic Conference Coach of the Year, Stone was inducted into the UW-Eau Claire Blugold Hall of Fame in 2006.

Stone's accomplishments at UW-Eau Claire led to her selection to the inaugural class of the WIAC Hall of Fame earlier this year. Additionally, she was named the WIAC Women's Basketball All-Time Co-Coach.

When Stone was named head coach at Division III Cornell College at age 21 in 1985, she was the nation's youngest head basketball coach at a four-year institution. She collected a 34-32 record at Cornell and led the Rams to the Midwest Conference's Southern Division title in each of her three years. Stone also served as the Rams' head softball coach.

In addition to her collegiate coaching experience, Stone was a head coach in the 2001 WBCA All-Star Game as well as an assistant coach for gold-medal-winning Team USA at the 2002 World Championships for Young Women Qualifying Tournament in Brazil.

Stone holds a bachelor's degree in physical education (1984) and a master's degree in athletic administration (1986), both from the University of Iowa. A four-year standout at point guard under legendary head coach C. Vivian Stringer, she is 25th in points (1,129), tied for ninth in steals (177) and 11th in assists (322) on the Iowa career charts. Stone also owns a share of the Hawkeyes' record for steals in a game (nine).

Stone was a three-time team captain and a two-time Hawkeye Most Valuable Player. As a senior, she won the Big Ten Medal of Honor as one of the top scholar-athletes in the conference and also captured the Iowa Student-Athlete of the Year award.

A native of Oregon, Wis., Stone earned four letters each in basketball, tennis and track and field during her high school career. She helped lead Oregon to the Wisconsin Class A state basketball tournament in 1979 and 1980, and she earned first-team All-State honors as a senior and second-team recognition as a junior.

Stone and her husband, Ed, a certified public accountant, are the parents of a daughter, Allison (20), and a son, Tyler (17).

LISA STONE YEAR BY YEAR

Year	School	Record	Postseason
1985-86	Cornell (Iowa)	11-11	
1986-87	Cornell (Iowa)	12-10	
1987-88	Cornell (Iowa)	11-11	
1988-89	UW-Eau Claire	24-4	NCAA (Q-finals)
1989-90	UW-Eau Claire	21-6	NCAA
1990-91	UW-Eau Claire	15-10	
1991-92	UW-Eau Claire	23-5	NCAA (Q-finals)
1992-93	UW-Eau Claire	22-4	NCAA (rd. of 16)
1993-94	UW-Eau Claire	23-6	NCAA (3rd place)
1994-95	UW-Eau Claire	24-5	NCAA (Q-finals)
1995-96	UW-Eau Claire	25-4	NCAA (Q-finals)
1996-97	UW-Eau Claire	27-4	NCAA (2nd place)
1997-98	UW-Eau Claire	22-5	NCAA
1998-99	UW-Eau Claire	23-5	NCAA
1999-00	UW-Eau Claire	28-1	NCAA (rd. of 16)
2000-01	Drake	23-7	NCAA
2001-02	Drake	25-8	NCAA (rd. of 16)
2002-03	Drake	16-12	
2003-04	Wisconsin	10-17	
2004-05	Wisconsin	12-16	
2005-06	Wisconsin	11-18	
2006-07	Wisconsin	23-13	WNIT (2nd place)
2007-08	Wisconsin	16-14	WNIT (2nd rd.)
2008-09	Wisconsin	19-15	WNIT (rd. of 16)
2009-10	Wisconsin	21-11	NCAA
2010-11	Wisconsin	16-15	WNIT (2nd rd.)
2012-13	Saint Louis	2-3	
Totals		505-240	



#1 • Jacy Bradley

Senior Guard • 5-6

Florence, Ky.

Boone County H.S.

Ranks ninth on the Saint Louis career 3-point field goals list with 92, and 10th on the SLU career assists chart with 225.

2012-13: Tallied game highs of six assists and three steals to go with six points and four rebounds vs. Western Illinois ... had

four points, seven rebounds, three assists and a steal at Nebraska Omaha ... scored a team-high 11 points, had a game-high and career-high-tying four steals, and added four rebounds, an assist and a block at No. 11 Oklahoma ... posted a game- and career-high seven assists and tied for game-high honors with five rebounds at UMKC ... had nine points, five rebounds and a team-high four assists with no turnovers at Missouri.

2011-12: Played in 17 games and started six before suffering a season-ending injury at Charlotte in the second A-10 game of the season ... earned All-Tournament plaudits at Seattle University's Washington Dental Service Holiday Hoops Tournament ... was named to the Jesuit Basketball Spotlight Honor Roll Jan. 2 ... led the Billikens in 3-point field goal percentage (.353) and fewest fouls per 40 minutes (1.25) ... was second on the team in assists per game (3.1, her career-best season average) ... placed third in scoring (8.6 ppg), 3-point field goals (18), free-throw percentage (.846) and assists (53) ... scored a team-season-high 24 points vs. Saint Francis, going 9-of-12 from the field (career-high nine field goals), 3-of-5 from 3-point distance and 3-of-4 from the free-throw line. **Notable Performances Last Season vs. 2012-13 Opponents:** Registered team highs of 18 points and five assists vs. UT Martin, one of seven times she led the Billikens in assists ... netted a team-high 16 points at Charlotte ... tallied 10 points, a team-high six assists (tying her career high) and six rebounds at Memphis ... had a team-high four assists (one turnover) vs. Southeast Missouri State ... tied for the team assists lead at Illinois-Chicago (five).

2010-11: Played in all 29 games and started 10, including the final seven outings of the season ... in conference games only, ranked sixth in the A-10 in 3-point field goals per game (2.2) and tied for 23rd in scoring (11.4 ppg) ... landed in second place on SLU's single-season list for sophomores with 42 3-pointers ... led the team in points (267), field goals (93), 3-point field goals (42), free-throw percentage (.886), assists (78), assists per game (2.7) and fewest fouls per 40 minutes (2.1) ... was second in scoring average (9.2 ppg), 3-point field goal percentage (.304) and minutes (742) ... finished third in steals (34), steals per game (1.2) and minutes per game (25.6) ... averaged a team-high 11.4 points and shot a team-high .337 from 3-point range in conference games ... led the Billikens in scoring 11 times, most on the team ... led SLU or tied for the team lead in assists 15 times, most on the team ... scored in double figures a team-leading 13 times. **Notable Performances in 2010-11 vs. 2012-13 Opponents:** Had team season highs of 25 points (career high, game high) at Richmond, five 3-pointers (career high) at Richmond and at Massachusetts, and 100 percent free-throw shooting (8-of-8, best perfect game, career highs in FTM and FTA) vs. Fordham ... also had career highs of eight field goals and 37 minutes at Richmond, and two offensive rebounds vs. George Washington and at Temple ... turned in

Career Highs

Points – 25 at Richmond, 2/26/11

Field Goals – 9 vs. Saint Francis (Pa.), 12/30/11

3-Point FGs – 5, twice, last at Richmond, 2/26/11

Free Throws – 8 vs. Fordham, 1/25/11

FT Attempts – 8 vs. Fordham, 1/25/11

Rebounds – 8 at Fordham, 2/16/10

Offensive Rebounds – 2, seven times, last at Omaha, 11/21/12

Assists – 7 at UMKC, 11/15/12

Blocks – 1 at Oklahoma, 11/18/12

Steals – 4, three times, last at Oklahoma, 11/18/12

Minutes – 39 at Omaha, 11/21/12

Season Highs

Points – 11 at Oklahoma, 11/18/12

Field Goals – 5 at Oklahoma, 11/18/12

3-Point FGs – 1, four times, last vs. Western Illinois, 11/24/12

Free Throws – 4 at Omaha, 11/21/12

FT Attempts – 4 at Omaha, 11/21/12

Rebounds – 7 at Omaha, 11/21/12

Offensive Rebounds – 2 at Omaha, 11/21/12

Assists – 7 at UMKC, 11/15/12

Blocks – 1 at Oklahoma, 11/18/12

Steals – 4 at Oklahoma, 11/18/12

Minutes – 39 at Omaha, 11/21/12

season highs of six rebounds at Richmond, five assists at Charlotte and vs. Xavier, and three steals at La Salle ... tallied 18 points (6-of-10 FG, 4-of-6 3-pointers) at La Salle ... followed with team-high 17-point efforts at Massachusetts (5-of-12 3-pointers) and vs. Fordham (tied game high, added five rebounds) ... registered a team-high 15 points (3-of-6 3-pointers) at Charlotte ... led the Bills with 15 points (3-of-7 3-pointers) at Rhode Island ... scored a team-high 13 points (5-of-10 FG, 3-of-5 3-pointers) vs. Xavier ... collected a team-high 11 points vs. George Washington ... dished out four assists vs. Dayton.

2009-10: Was named the Dec. 7 A-10 co-Rookie of the Week ... played in all 30 games and started twice ... led the team in assist-to-turnover ratio (1.16:1) and fewest fouls per 40 minutes (1.95) ... was second on the team in 3-point field goals (28), 3-point field-goal percentage (28-of-83, .337), assists (73) and steals (33), and tied for second in free-throw percentage (25-of-33, .758) ... led the team or tied for the team lead in assists 12 times ... sank at least one 3-pointer in her first 10 and 15 of her first 17 games ... had 12 games with either zero or one turnover. **Notable Performances in 2009-10 vs. 2012-13 Opponents:** Her four steals vs. Massachusetts tied for SLU's season high ... in addition, had personal season highs of 15 points, three 3-point field goals and 32 minutes at Evansville, and eight rebounds (team high) at Fordham ... her 15-point effort at Evansville included a 3-of-5 effort from 3-point range ... added four assists to her eight rebounds at Fordham ... distributed four assists at Xavier.

Career Statistics

Season	GP	GS	Min	Avg	FG	FGA	Pct	3FG	FGA	Pct	FT	FTA	Pct	Off	Def	Reb	Avg	PF	FO	A	TO	B	S	Pts	Avg
2009-10	30	2	656	21.9	63	186	.339	28	83	.337	25	33	.758	10	44	54	1.8	32	0	73	63	0	33	179	6.0
2010-11	29	10	742	25.6	93	285	.326	42	138	.304	39	44	.886	22	47	69	2.4	39	0	78	98	0	34	267	9.2
2011-12	17	6	417	24.5	59	166	.355	18	51	.353	11	13	.846	6	29	35	2.1	13	0	53	60	0	18	147	8.6
2012-13	5	4	177	35.4	12	34	.353	4	16	.250	5	5	1.000	4	21	25	5.0	4	0	21	18	1	9	33	6.6
Totals	81	22	1992	24.6	227	671	.338	92	288	.319	80	95	.842	42	141	183	2.3	88	0	225	239	1	94	626	7.7



#50 • Mallyory Eggert

Senior Center • 6-2

Oak Forest, Ill.

Marian Catholic H.S.

2012-13: Turned in 11 points, seven rebounds (four offensive), two steals and a block vs. Western Illinois ... tied for game-high scoring honors with 12 points and added seven rebounds and an assist at Nebraska Omaha ... tallied seven points, two rebounds and a steal at No. 11

Oklahoma ... had eight points, three rebounds and two assists at UMKC ... scored five points, tied for game-high honors with eight rebounds, and tied for game-high honors with a career-high three steals at Missouri.

2011-12: Was named to the A-10 Commissioner's Honor Roll (minimum 3.5 GPA) for both semesters ... was named Performer of the Week by Pickin Splinters Dec. 12 ... played in all 31 games and started 25, both career highs ... for all games, tied for fourth in the A-10 in offensive rebounding (team-high 2.8 orpg, career-high 88 total) and was 12th in rebounding (career-high-tying 6.8 rpg, second on the team) ... tied for ninth in the conference in double-figure rebound games (six), and tied for 12th in double-doubles (three) ... in A-10 contests only, was fifth in field goal percentage (team-high .535), tied for sixth in offensive rebounding (team-high 2.8 orpg) and 12th in rebounding (6.6 rpg, second on the team) ... her 7-of-8 shooting performance vs. La Salle tied for fourth best in the A-10 ... led the Billikens in field goal percentage (.464) ... finished second on the team with a career-high 211 rebounds, good for fourth place on SLU's single-season list for juniors ... also was second in free throws (career-high 57) and free-throw attempts (career-high 94) ... also posted career highs for a season in points (237), scoring average (7.6 ppg), field goals (90), steals (17), minutes (707) and minutes per game (22.8) ... led Saint Louis in rebounding 12 times, second most on the team ... had at least four offensive rebounds 11 times. **Notable Performances Last Season vs. 2012-13 Opponents:** Tied for the team season high with a career-high eight free throws (8-of-10, also a career high in attempts) vs. Richmond ... scored a career-high and team-high 16 points (4-of-6 FG) and had a team-high eight rebounds in the Richmond game ... netted a team-high 14 points (career-high seven field goals) and added nine rebounds (five offensive) vs. La Salle ... led the Billikens in scoring (14 points, 6-of-11 FG) and rebounding (seven) at Xavier ... tallied 12 points and gathered four offensive boards vs. Charlotte in the A-10 Championship first round ... scored 12 points (5-of-7 FG) at George Washington ... tossed in 11 points (5-of-9 FG) and grabbed a team-high 10 boards vs. Drake ... in a career-high 39 minutes, scored 11 points to go with a team-high eight rebounds in a home win over Charlotte ... collected a team-high 11 boards vs. Rhode Island ... registered five offensive rebounds at Illinois-Chicago, at Dayton and at Fordham.

2010-11: Received the team's Billiken Award, given to the player who best exemplifies a combination of passion, leadership, selflessness and community involvement ... played in all 29 games and was third on the team with 24 starts ... for all games, was 11th in the A-10 in offensive rebounding (2.6 orpg) and 12th in total rebounding (6.8 rpg) ... in conference games, ranked 12th in total rebounding (7.0 rpg) and tied for 12th in offensive rebounding (2.4 orpg) ... led the Billikens in field goal percentage (.435) and blocks (11) ... was second on the team in

Career Highs

Points – 16 vs. Richmond, 1/28/12

Field Goals – 7 vs. La Salle, 1/7/12

3-Point FGs – None

Free Throws – 8 vs. Richmond, 1/28/12

FT Attempts – 10 vs. Richmond, 1/28/12

Rebounds – 16 vs. Florida Atlantic, 12/19/10

Offensive Rebounds – 7, twice, last vs. Eastern Michigan, 12/29/11

Assists – 3 vs. Morgan State, 11/14/10

Blocks – 2, twice, last vs. Dayton, 1/12/11

Steals – 3 at Missouri, 11/9/12

Minutes – 39 vs. Charlotte, 2/22/12

Season Highs

Points – 12 at Omaha, 11/21/12

Field Goals – 5 vs. Western Illinois, 11/24/12

3-Point FGs – None

Free Throws – 6 at Omaha, 11/21/12

FT Attempts – 8 at Omaha, 11/21/12

Rebounds – 8 at Missouri, 11/9/12

Offensive Rebounds – 4 vs. Western Illinois, 11/24/12

Assists – 2 at UMKC, 11/15/12

Blocks – 1 vs. Western Illinois, 11/24/12

Steals – 3 at Missouri, 11/9/12

Minutes – 34 vs. Western Illinois, 11/24/12

rebounds (196), rebounding average (6.8 rpg), offensive rebounds (75) and offensive rebounding average (2.6 orpg) ... averaged a team-high 7.0 rebounds (team-high 98 rebounds) in conference games ... tied for the team scoring lead twice ... led the team or tied for the team lead in rebounding 11 times, second most on the squad ... scored in double figures seven times ... produced five double-figure rebounding games. **Notable Performances in 2010-11 vs. 2012-13 Opponents:** Tied the Bills' season high with a career-high two blocks vs. Dayton and vs. Saint Joseph's ... turned in a double-double at Rhode Island (12 points on 5-of-10 FG, game-high 11 rebounds including five offensive), one of two on the season ... tied for the team scoring lead with 10 points at Temple (3-of-4 FG, 4-of-4 FT) and vs. Memphis (4-of-5 FG, added eight rebounds) ... registered 10 points (3-of-5 FG) and six rebounds at Massachusetts ... was the game-high rebounder in consecutive games vs. Saint Joseph's (12, including four offensive) and Dayton (11) ... collected a team-high 10 boards vs. George Washington ... enjoyed nine-rebound performances at Richmond (tied team high, including four offensive) and vs. Evansville (team high) ... gathered eight rebounds vs. Charlotte (team high).

2009-10: Played in 27 games and started two ... third on the team in field-goal percentage (.486). **Notable Performances in 2009-10 vs. 2012-13 Opponents:** Enjoyed her season scoring high of four points at Evansville and vs. Butler ... pulled down three offensive rebounds among her five caroms vs. Rhode Island ... collected five rebounds at Evansville.

Career Statistics

Season	GP	GS	Min	Avg	FG	FGA	Pct	3FG	FGA	Pct	FT	FTA	Pct	Off	Def	Reb	Avg	PF	FO	A	TO	B	S	Pts	Avg
2009-10	27	2	240	8.9	17	35	.486	0	0	.000	5	14	.357	22	52	74	2.7	31	0	0	15	1	6	39	1.4
2010-11	29	24	644	22.2	64	147	.435	0	0	.000	36	60	.600	75	121	196	6.8	72	0	10	37	11	13	164	5.7
2011-12	31	25	707	22.8	90	194	.464	0	0	.000	57	94	.606	88	123	211	6.8	80	0	11	40	3	17	237	7.6
2012-13	5	5	134	26.8	15	31	.484	0	0	.000	13	18	.722	11	16	27	5.4	13	0	4	16	1	6	43	8.6
Totals	92	56	1725	18.8	186	407	.457	0	0	.000	111	186	.597	196	312	508	5.5	196	0	25	108	16	42	483	5.3



#21 • Courtney Webb

RS Senior Guard • 5-8

Benton Harbor, Mich.

Benton Harbor H.S. • DePaul

2012-13: Scored a game-high 16 points (tying her career high with four 3-pointers, 4-of-6), had career highs of eight rebounds and four offensive rebounds, and added two assists and a steal vs. Western Illinois ... registered eight points, three rebounds and two assists at Nebraska Omaha ... had

six points and two rebounds at No. 11 Oklahoma ... scored 10 points and tied for game-high honors with five rebounds at UMKC ... tallied a team-high 17 points, including three 3-pointers, and grabbed four rebounds, including a career-high-tying three offensive boards, at Missouri.

2011-12: Her first season with the Billikens after sitting out the 2010-11 campaign following her transfer from DePaul ... played in all 31 games and started 13, including the final nine games of the season ... in all games, was 12th in the A-10 in 3-point field goal percentage (.348, second on the team) and 20th in scoring (team-high 11.4 ppg, 354 points) ... had five games with 20 or more points, tying for eighth in the league ... in A-10 games only, finished sixth in 3-point field goal percentage (team-high .387) and tied for sixth in 3-point field goals per game (1.7) ... led the Billikens in field goals (134) and 3-point field goals (48) ... was second on the team in free-throw percentage (.864) and tied for third in blocks (six) ... led the Billikens in scoring 11 times, most on the team, and also had a team-high 17 double-figure scoring totals. **Notable Performances Last Season vs. 2012-13 Opponents:** Tied for the team season high with four 3-pointers vs. six opponents, including Charlotte at home, Duquesne and George Washington ... had a team-high 21 points (8-of-15 FG) and added five rebounds vs. Massachusetts ... scored a team-high 21 points (9-of-16 FG) to go with five rebounds at Memphis ... poured in a team-high 20 points at Illinois-Chicago ... her team-high 19-point effort vs. Charlotte in the A-10 Championship first round included a 6-of-7 performance from the foul line, and she added six rebounds (three offensive) ... had a team-high 18 points vs. Charlotte in the Bills' home finale ... hit all four of her 3-point attempts in a team-high 14-point showing at George Washington ... led SLU with 12 points and collected five rebounds vs. Dayton in the A-10 Championship quarterfinals ... tied for the team high with 12 points and secured six rebounds (three offensive) vs. Southeast Missouri State ... netted a team-high 12 points (5-of-10 FG) vs. Drake ... scored 12 points vs. Duquesne, 11 points at Xavier and 10 points vs. Temple.

AT DEPAUL: Played in 29 games in two seasons for the Blue Demons and tallied 69 points and 33 rebounds ... was a Big East Conference All-Academic selection as a freshman.

Career Highs

Points – 23 vs. UMKC, 12/20/11

Field Goals – 10 vs. UMKC, 12/20/11

3-Point FGs – 4, seven times, last vs. Western Illinois, 11/24/12

Free Throws – 6 vs. Charlotte, 3/2/12

FT Attempts – 7 vs. Charlotte, 3/2/12

Rebounds – 8 vs. Western Illinois, 11/24/12

Offensive Rebounds – 4 vs. Western Illinois, 11/24/12

Assists – 3, four times, last at Dayton, 2/18/12

Blocks – 2 vs. Saint Francis (Pa.), 12/30/11

Steals – 2, four times, last vs. Charlotte, 3/2/12

Minutes – 34, twice, last vs. Charlotte, 2/22/12

Season Highs

Points – 17 at Missouri, 11/9/12

Field Goals – 6 vs. Western Illinois, 11/24/12

3-Point FGs – 4 vs. Western Illinois, 11/24/12

Free Throws – 4 at Missouri, 11/9/12

FT Attempts – 4 at Missouri, 11/9/12

Rebounds – 8 vs. Western Illinois, 11/24/12

Offensive Rebounds – 4 vs. Western Illinois, 11/24/12

Assists – 2, twice, last vs. Western Illinois, 11/24/12

Blocks – None

Steals – 1 vs. Western Illinois, 11/24/12

Minutes – 32 vs. Western Illinois, 11/24/12

Career Statistics

Season	GP	GS	Min	Avg	FG	FGA	Pct	3FG	FGA	Pct	FT	FTA	Pct	Off	Def	Reb	Avg	PF	FO	A	TO	B	S	Pts	Avg
2011-12	31	13	666	21.5	134	357	.375	48	138	.348	38	44	.864	22	63	85	2.7	59	0	30	65	6	13	354	11.4
2012-13	5	4	144	28.8	21	54	.389	10	26	.385	5	6	.833	8	14	22	4.4	11	0	4	15	0	1	57	11.4
Totals	36	17	810	22.5	155	411	.377	58	164	.354	43	50	.860	30	77	107	3.0	70	0	34	80	6	14	411	11.4



#00 • Halee Castleman

Junior Guard • 5-8

Springdale, Ark.

Har-ber H.S.

2012-13: Grabbed a rebound vs. Western Illinois ... had two points, five rebounds, an assist and a steal at Nebraska Omaha ... registered two points, an assist and a steal at No. 11 Oklahoma ... pulled down four rebounds and added two assists at UMKC ... had two points and a rebound at Missouri.

2011-12: Played in 27 games, including 12 Atlantic 10 contests, and started seven times ... was third on the team in fewest fouls per 40 minutes (3.08) ... shot a solid 72.4 percent (21-of-29) from the foul line.

Notable Performances Last Season vs. 2012-13 Opponents: Scored seven points (3-of-3 FT) and had six rebounds, including a career-high four offensive boards, at George Washington ... grabbed a career-high eight rebounds and sank a career-high four free throws (4-of-4) in a then career-high 25 minutes vs. UT Martin ... collected five rebounds (three offensive) at Illinois-Chicago.

2010-11: Played in 17 games, including 11 conference contests. **Notable Performances in 2010-11 vs. 2012-13 Opponents:** Scored six points (3-of-5 FG) and collected season highs of six rebounds and two offensive rebounds vs. Evansville ... tallied a season-high two steals vs. Memphis, tying for the team lead ... grabbed four rebounds at Richmond.

Career Highs

Points – 9 vs. Murray State, 11/21/10

Field Goals – 3, three times, last at Tennessee Tech, 1/2/11

3-Point FGs – None

Free Throws – 4 vs. UT Martin, 11/22/11

FT Attempts – 4, eight times, last at St. Bonaventure, 1/14/12

Rebounds – 8 vs. UT Martin, 11/22/11

Offensive Rebounds – 4 at George Washington, 1/25/12

Assists – 2, twice, last at UMKC, 11/15/12

Blocks – 1, four times, last vs. Temple, 2/8/12

Steals – 2 vs. Memphis, 12/17/10

Minutes – 26 at Missouri, 11/9/12

Season Highs

Points – 2, three times, last at Omaha, 11/21/12

Field Goals – 1 at Oklahoma, 11/18/12

3-Point FGs – None

Free Throws – 2, twice, last at Omaha, 11/21/12

FT Attempts – 2, twice, last at Omaha, 11/21/12

Rebounds – 5 at Omaha, 11/21/12

Offensive Rebounds – None

Assists – 2 at UMKC, 11/15/12


Blocks – None

Steals – 1, twice, last at Omaha, 11/21/12

Minutes – 26 at Missouri, 11/9/12

Career Statistics

Season	GP	GS	Min	Avg	FG	FGA	Pct	3FG	FGA	Pct	FT	FTA	Pct	Off	Def	Reb	Avg	PF	FO	A	TO	B	S	Pts	Avg
2010-11	17	0	130	7.6	10	26	.385	0	3	.000	10	16	.625	2	15	17	1.0	8	0	5	10	0	5	30	1.8
2011-12	27	7	273	10.1	14	52	.269	0	0	.000	21	29	.724	15	33	48	1.8	21	0	12	20	4	6	49	1.8
2012-13	5	2	102	20.4	1	7	.143	0	4	.000	4	4	1.000	0	11	11	2.2	8	0	4	5	0	2	6	1.2
Totals	49	9	505	10.3	25	85	.294	0	7	.000	35	49	.714	17	59	76	1.6	37	0	21	35	4	13	85	1.7



#12 • Lorreal Jones

Junior Forward • 6-0

Detroit, Mich.

Renaissance H.S.

2012-13: Posted 12 points, seven rebounds, two assists and a steal vs. Western Illinois ... tied for game-high scoring honors with 12 points, pulled down a game-high nine rebounds and had a steal at Nebraska Omaha ... had game highs of 10 rebounds and six offensive rebounds and added five

points and a steal at No. 11 Oklahoma ... led the team with 18 points (8-of-10 FG) to go with four rebounds and a steal at UMKC ... scored 12 points, tied for game-high honors in rebounds (eight) and offensive rebounds (four), and added a steal at Missouri.

2011-12: Played in all 31 games and started 29 ... was one of only two Billikens to start all 14 A-10 games ... for all games, finished fifth in the A-10 in rebounding (team-high 7.8 rpg) and ninth in offensive rebounding (2.6 orpg, 82 total, second on the team) ... tied for fourth in the A-10 in double-figure rebound games (nine) and tied for sixth in double-doubles (five) ... was 11th in the A-10 in rebounding (team-high 6.8 rpg) in conference games only ... had a team-high 243 rebounds, placing her seventh on the Saint Louis single-season list and third all-time among Billiken sophomores ... led SLU in free throws (74) and free-throw attempts (109) ... was third on the team in points (257), field goals (91), field goal percentage (.419), minutes (782) and minutes per game (25.2), and tied for third in steals (26) ... led the Billikens in rebounding 15 times, most on the team ... had at least four offensive rebounds eight times, including a team-season-high eight vs. Missouri ... rebounded in double figures in seven of the first eight games ... sank 19 consecutive free throws during an eight-game span ... her 8-of-8 free-throw effort vs. Missouri was the team's season best and tied for third best in the A-10.

Notable Performances Last Season vs. 2012-13 Opponents: An 8-of-9 free-throw performance helped her to a 14-point total vs. Rhode Island ... contributed team highs of 13 points (5-of-10 FG) and 13 rebounds (team-season-high eight offensive) in a one-point win over Duquesne ... enjoyed a 13-point (5-of-6 FG, 3-of-3 FT), team-leading 11-rebound (four offensive) effort vs. La Salle ... topped the team scoring chart with 13 points (5-of-9 FG) and tied for the team lead with eight boards at Dayton ... had 12 points (4-of-7 FG) and a team-high eight rebounds at Saint Joseph's ... produced 10 points in home contests vs. Drake (3-of-4 FG) and Charlotte (4-of-6 FG) ... led Billiken rebounders with double-digit efforts vs. UT Martin (11, five offensive), Southeast Missouri State (11) and Memphis (10, five offensive) ... topped the team's rebounding chart in A-10 Championship games vs. Charlotte (seven-tied) and Dayton (nine, four offensive).

2010-11: Was the only Billiken to start all 29 games ... for all games, was third in the A-10 in offensive rebounding (3.6 orpg) and seventh in total rebounding (7.3 rpg) ... in conference games, ranked fourth in offensive rebounding (3.6 orpg) and tied for 13th in total rebounding (6.9 rpg) ... led the Billikens in total rebounds (213), total rebounding average (7.3 rpg), offensive rebounds (104) and offensive rebounding average (3.6 orpg) ... ranked second on the team in free-throw attempts (86) ... was third in minutes (707) and field goal percentage (.375) ... led the team in field goal percentage (.423) in conference games only ... tied for the team scoring lead three times ... led the Bills or tied for the team rebounding

Career Highs

Points – 19 vs. Missouri, 11/16/11

Field Goals – 8 at UMKC, 11/15/12

3-Point FGs – 1 vs. Missouri, 11/16/11

Free Throws – 8, twice, last vs. Rhode Island, 1/22/12

FT Attempts – 14 at Murray State, 12/3/11

Rebounds – 16 at Wisconsin, 12/5/11

Offensive Rebounds – 9 vs. Murray State, 11/21/10

Assists – 3, three times, last at St. Bonaventure, 1/14/12

Blocks – 2 vs. Missouri State, 12/12/10

Steals – 3, three times, last at Wisconsin, 12/5/11

Minutes – 37 at Omaha, 11/21/12

Season Highs

Points – 18 at UMKC, 11/15/12

Field Goals – 8 at UMKC, 11/15/12

3-Point FGs – None

Free Throws – 4 at Missouri, 11/9/12

FT Attempts – 6 at Missouri, 11/9/12

Rebounds – 10 at Oklahoma, 11/18/12

Offensive Rebounds – 6 at Oklahoma, 11/18/12

Assists – 2 vs. Western Illinois, 11/24/12

Blocks – None

Steals – 1, five times, last vs. Western Illinois, 11/24/12

Minutes – 37 at Omaha, 11/21/12

lead 13 times, most on the squad ... scored in double figures seven times and had nine double-figure rebounding performances ... contributed five double-doubles ... earned at least four offensive rebounds in 13 games. **Notable Performances in 2010-11 vs. 2012-13 Opponents:** Scored a season-high 12 points at La Salle (season-high six FG, 6-of-11) ... registered double-doubles vs. La Salle (12 points, game-high 10 rebounds) and Memphis (team-high-tying 10 points on 4-of-8 FG, game-high-tying 10 rebounds) ... pulled down a game-high 13 rebounds (five offensive) at Duquesne ... narrowly missed double-doubles with nine points (4-of-6 FG) and 10 boards (five offensive) vs. Saint Joseph's, and 10 points (4-of-7 FG) and a team-high-tying nine rebounds (six offensive) at Richmond ... netted 10 points (tied team high) at Temple ... tallied a team-high 10 rebounds (five offensive) vs. Fordham ... scored nine points at Rhode Island (4-of-4 FG) and vs. Dayton ... topped the SLU rebounding chart at Massachusetts (seven).

Career Statistics

Season	GP	GS	Min	Avg	FG	FGA	Pct	3FG	FGA	Pct	FT	FTA	Pct	Off	Def	Reb	Avg	PF	FO	A	TO	B	S	Pts	Avg
2010-11	29	29	707	24.4	75	200	.375	0	2	.000	46	86	.535	104	109	213	7.3	59	0	12	42	5	19	196	6.8
2011-12	31	29	782	25.2	91	217	.419	1	2	.500	74	109	.679	82	161	243	7.8	71	3	21	61	5	26	257	8.3
2012-13	5	5	168	33.6	25	45	.556	0	0	.000	9	14	.643	15	23	38	7.6	16	1	2	19	0	5	59	11.8
Totals	65	63	1657	25.5	191	462	.413	1	4	.250	129	209	.617	201	293	494	7.6	146	4	35	122	10	50	512	7.9



#42 • Jenna Mueller

Junior Center • 6-2

Clarence, Mo.

South Shelby H.S.

2012-13: Had a rebound and an assist vs. Western Illinois ... chipped in five points and four rebounds at Nebraska Omaha ... had two rebounds and a steal at No. 11 Oklahoma ... grabbed two rebounds at UMKC ... had an offensive rebound and a steal at Missouri.

2011-12: Played in 28 games, including 13 A-10 contests, and started twice ... was second on the team in field goal percentage (.431) and tied for third in blocks (six). **Notable Performances Last Season vs. 2012-13 Opponents:** Led the team with a career-high nine rebounds at Fordham ... hit the game-winning shot with 1.1 seconds left vs. Duquesne to cap a season-high eight-point performance (3-of-6 FG) ... played a career-high 27 minutes in the Duquesne game ... had five points and two steals in a win over Massachusetts ... blocked a career-high two shots vs. Temple ... tallied six points (3-of-5 FG) and four rebounds at Saint Joseph's ... pulled down seven rebounds to help beat Rhode Island.

2010-11: Played in 27 games, including all 14 conference contests ... tied for second on the team with seven blocks. **Notable Performances in 2010-11 vs. 2012-13 Opponents:** Had season highs of 10 points and five field goals (5-of-9) while securing five rebounds at Charlotte ... gathered a season-high two offensive boards at Charlotte, at Rhode Island, at Temple, vs. Fordham, at La Salle and vs. Memphis ... collected a season-high and team-high three steals in consecutive games vs. Fordham and Charlotte ... played a season-high 26 minutes at Temple and vs. Charlotte ... scored eight points (3-of-5 FG), led the team with six rebounds and tied for the team high with two steals at Temple ... had five rebounds vs. Fordham and four caroms at Rhode Island.

Career Highs

Points – 10 at Charlotte, 2/19/11

Field Goals – 5 at Charlotte, 2/19/11

3-Point FGs – None

Free Throws – 2, four times, last vs. Duquesne, 2/5/12

FT Attempts – 4 vs. St. Bonaventure, 2/23/11

Rebounds – 9 at Fordham, 2/26/12

Offensive Rebounds – 2, 11 times, last vs. Dayton, 3/3/12

Assists – 2 vs. Charlotte, 2/22/12

Blocks – 2 vs. Temple, 2/8/12

Steals – 3, twice, last vs. Charlotte, 1/30/11

Minutes – 27 vs. Duquesne, 2/5/12

Season Highs

Points – 5 at Omaha, 11/21/12

Field Goals – 2 at Omaha, 11/21/12

3-Point FGs – None

Free Throws – 1 at Omaha, 11/21/12

FT Attempts – 2 at Omaha, 11/21/12

Rebounds – 4 at Omaha, 11/21/12

Offensive Rebounds – 1, twice, last at Omaha, 11/21/12

Assists – 1 vs. Western Illinois, 11/24/12

Blocks – None

Steals – 1, twice, last at Oklahoma, 11/18/12

Minutes – 10 at Omaha, 11/21/12

Career Statistics

Season	GP	GS	Min	Avg	FG	FGA	Pct	3FG	FGA	Pct	FT	FTA	Pct	Off	Def	Reb	Avg	PF	FO	A	TO	B	S	Pts	Avg
2010-11	27	0	283	10.5	20	69	.290	0	1	.000	6	12	.500	20	37	57	2.1	25	0	2	14	7	14	46	1.7
2011-12	28	2	326	11.6	25	58	.431	0	0	.000	11	18	.611	14	58	72	2.6	32	0	8	17	6	14	61	2.2
2012-13	5	0	37	7.4	2	8	.250	0	0	.000	1	2	.500	2	8	10	2.0	3	0	1	4	0	2	5	1.0
Totals	60	2	646	10.8	47	135	.348	0	1	.000	18	32	.563	36	103	139	2.3	60	0	11	35	13	30	112	1.9



#23 • Desirae Ball

RS Sophomore Guard • 5-9
Cincinnati, Ohio
Ursuline H.S.

2012-13: Contributed eight points, five rebounds, four assists (no turnovers) and two steals vs. Western Illinois ... tied her career high with six rebounds and added eight points and two assists at Nebraska Omaha ... tallied two points, two rebounds, two assists and a steal at No. 11 Oklahoma

... scored 12 points, distributed a career-high five assists and added two rebounds at UMKC ... collected two points, three rebounds and an assist at Missouri.

2011-12: Was named to the A-10 Commissioner's Honor Roll (minimum 3.5 GPA) for both semesters ... played in all 31 games and started 28 ... was one of only two Billikens to start all 14 A-10 games ... earned three A-10 Rookie of the Week nods (Jan. 9, Feb. 13, Feb. 27), second most in the conference ... was second on the team in scoring (9.2 ppg), points (286), field goals (131), fewest fouls per 40 minutes (2.10), minutes (897) and minutes per game (28.9) ... tied for third in steals (26) ... scored in double figures 15 times, second most on the team. **Notable Performances Last Season vs. 2012-13 Opponents:** Led Saint Louis with a season-high 18 points (8-of-15 FG) vs. Rhode Island ... was 8-of-12 from the field in a team-high 17-point performance vs. Temple ... led the squad with 14 points (7-of-14 FG) at Saint Joseph's ... tied for the team scoring lead with 12 points vs. Southeast Missouri State ... contributed 12 points (5-of-9 FG), tied her season high with six rebounds and made a team-high three steals in a team-season-high 42 minutes at Fordham ... tossed in 12 points (5-of-10 FG) at George Washington ... had 11 points at Dayton (5-of-10 FG) and at Xavier ... recorded 10 points and four rebounds vs. Dayton in the A-10 Championship quarterfinals ... made the game-winning shot in the final second of overtime vs. Charlotte, and also had five rebounds and a team-high three steals ... gathered six rebounds at Charlotte (tied team high).

2010-11: Missed the entire season due to injury.

Career Highs

Points – 18 vs. Rhode Island, 1/22/12

Field Goals – 8, three times, last vs. Temple, 2/8/12

3-Point FGs – 2 at UMKC, 11/15/12

Free Throws – 3 vs. Charlotte, 2/22/12

FT Attempts – 5 vs. Rhode Island, 1/22/12

Rebounds – 6, four times, last at Omaha, 11/21/12

Offensive Rebounds – 3 vs. Missouri, 11/16/11

Assists – 5 at UMKC, 11/15/12

Blocks – 1, three times, last vs. Eastern Michigan, 12/29/11

Steals – 3, three times, last at Fordham, 2/26/12

Minutes – 42 at Fordham, 2/26/12

Season Highs

Points – 12 at UMKC, 11/15/12

Field Goals – 5 at UMKC, 11/15/12

3-Point FGs – 2 at UMKC, 11/15/12

Free Throws – 2, twice, last at Omaha, 11/21/12

FT Attempts – 3 at Omaha, 11/21/12

Rebounds – 6 at Omaha, 11/21/12

Offensive Rebounds – 2 at Omaha, 11/21/12

Assists – 5 at UMKC, 11/15/12


Blocks – None

Steals – 2 vs. Western Illinois, 11/24/12

Minutes – 37, twice, last vs. Western Illinois, 11/24/12

Career Statistics

Season	GP	GS	Min	Avg	FG	FGA	Pct	3FG	FGA	Pct	FT	FTA	Pct	Off	Def	Reb	Avg	PF	FO	A	TO	B	S	Pts	Avg
2011-12	31	28	897	28.9	131	327	.401	2	9	.222	22	32	.688	41	49	90	2.9	47	1	39	70	3	26	286	9.2
2012-13	5	5	170	34.0	13	38	.342	2	15	.133	4	5	.800	5	13	18	3.6	7	0	14	14	0	3	32	6.4
Totals	36	33	1067	29.6	144	365	.395	4	24	.167	26	37	.703	46	62	108	3.0	54	1	53	84	3	29	318	8.8



#13 • Erika Cook

Sophomore Guard • 5-11

Nashville, Tenn.

Hunters Lane H.S.

2012-13: Played one minute vs. Western Illinois ... had an offensive rebound at No. 11 Oklahoma ... played four minutes at Missouri.

2011-12: Played in three games, including two A-10 contests ... snared an offensive

rebound vs. Nebraska-Omaha.

Career Highs

Points – None

Field Goals – None

3-Point FGs – None

Free Throws – None

FT Attempts – 2 vs. Nebraska-Omaha, 1/3/12

Rebounds – 1, twice, last at Oklahoma, 11/18/12

Offensive Rebounds – 1, twice, last at Oklahoma, 11/18/12

Assists – None

Blocks – None

Steals – None

Minutes – 6 at Oklahoma, 11/18/12

Season Highs

Points – None

Field Goals – None

3-Point FGs – None

Free Throws – None

FT Attempts – None

Rebounds – 1 at Oklahoma, 11/18/12

Offensive Rebounds – 1 at Oklahoma, 11/18/12

Assists – None

Blocks – None

Steals – None

Minutes – 6 at Oklahoma, 11/18/12

Career Statistics

Season	GP	GS	Min	Avg	FG	FGA	Pct	3FG	FGA	Pct	FT	FTA	Pct	Off	Def	Reb	Avg	PF	FO	A	TO	B	S	Pts	Avg
2011-12	3	0	6	2.0	0	0	.000	0	0	.000	0	2	.000	1	0	1	0.3	0	0	0	1	0	0	0	0.0
2012-13	3	0	11	3.7	0	1	.000	0	0	.000	0	0	.000	1	0	1	0.3	0	0	0	0	0	0	0	0.0
Totals	6	0	17	2.8	0	1	.000	0	0	.000	0	2	.000	2	0	2	0.3	0	0	0	1	0	0	0	0.0



#34 • Denisha Womack

Freshman Forward • 6-0

Peoria, Ill.

Peoria Central H.S.

2012-13: Tallied two points and a rebound vs. Western Illinois ... had a rebound at Nebraska Omaha ... collected a steal at No. 11 Oklahoma ... had two points, three rebounds and an assist at UMKC ... scored four points (4-of-4 FT) and added three rebounds and an assist at Missouri.

AT PEORIA CENTRAL: Was named to the All-Conference first team and led the Peoria area in scoring (17 ppg) as a senior ... also averaged eight rebounds, two assists and a steal her senior campaign ... missed her junior season following knee surgery but, after returning in late May, earned an all-star designation at the U.S. Junior Nationals Summer Finale ... averaged 14 points and six rebounds for Peoria Central as a sophomore ... earned Most Valuable Player accolades at the Peoria Manual Thanksgiving Tournament ... also played volleyball ... was a National Honor Society member.

Season Highs

Points – 4 at Missouri, 11/9/12

Field Goals – 1, twice, last vs. Western Illinois, 11/24/12

3-Point FGs – None

Free Throws – 4 at Missouri, 11/9/12

FT Attempts – 4 at Missouri, 11/9/12

Rebounds – 3, twice, last at UMKC, 11/15/12

Offensive Rebounds – 1 at UMKC, 11/15/12

Assists – 1, twice, last at UMKC, 11/15/12

Blocks – None

Steals – 1 at Oklahoma, 11/18/12

Minutes – 17 at Oklahoma, 11/18/12

Career Statistics

Season	GP	GS	Min	Avg	FG	FGA	Pct	3FG	FGA	Pct	FT	FTA	Pct	Off	Def	Reb	Avg	PF	FO	A	TO	B	S	Pts	Avg
2012-13	5	0	57	11.4	2	11	.182	0	1	.000	4	4	1.000	1	7	8	1.6	5	0	2	8	0	1	8	1.6

GAME 1 – Missouri 67, SLU 51

Official Basketball Box Score -- Game Totals -- Final Statistics

Saint Louis vs Mizzou
11/9/12 7 p.m. at Mizzou Arena

Saint Louis 51 • 0-1

#	Player	Total			3-Ptr			Rebounds			PF	TP	A	TO	Blk	Stl	Min
		FG-FGA	FG-FGA	FT-FTA	FG-FGA	FG-FGA	FT-FTA	Off	Def	Tot							
12	JONES, Lorreal	f	4-9	0-0	4-6	4	4	8	5	12	0	5	0	1	33		
50	EGGERT, Mallory	c	1-4	0-0	3-4	2	6	8	3	5	1	2	0	3	25		
00	CASTLEMAN, Halee	g	0-2	0-1	2-2	0	1	1	1	2	0	2	0	0	26		
01	BRADLEY, Jacy	g	4-8	1-2	0-0	1	4	5	1	9	4	0	0	0	32		
23	BALL, Desirae	g	1-5	0-2	0-0	1	2	3	0	2	1	6	0	0	32		
13	COOK, Erika	g	0-0	0-0	0-0	0	0	0	0	0	0	0	0	0	4		
21	WEBB, Courtney	g	5-13	3-7	4-4	3	1	4	0	17	0	2	0	0	29		
34	WOMACK, Denisha	g	0-2	0-0	4-4	0	3	3	2	4	1	3	0	0	12		
42	MUELLER, Jenna	g	0-3	0-0	0-0	1	0	1	0	0	0	0	0	1	7		
Team						1	3	4									
Totals			15-46	4-12	17-20	13	24	37	12	51	7	22	0	5	200		

FG % 1st Half:	6-23	26.1%	2nd half:	9-23	39.1%	Game:	15-46	32.6%	Deadball	
3FG % 1st Half:	3-6	50.0%	2nd half:	1-6	16.7%	Game:	4-12	33.3%	Rebounds	0,2
FT % 1st Half:	14-16	87.5%	2nd half:	3-4	75.0%	Game:	17-20	85.0%		

Mizzou 67 • 1-0

#	Player	Total			3-Ptr			Rebounds			PF	TP	A	TO	Blk	Stl	Min
		FG-FGA	FG-FGA	FT-FTA	FG-FGA	FG-FGA	FT-FTA	Off	Def	Tot							
13	Kulas,Bri	f	7-13	4-6	0-0	0	5	5	2	18	2	1	1	1	34		
45	Smith,Liz	c	0-1	0-0	0-0	0	0	0	0	0	0	0	0	0	7		
15	Simmons,Kyle	g	1-2	1-2	0-0	0	2	2	0	3	2	1	0	3	28		
21	Crafton,Sydney	g	3-7	0-3	2-2	1	2	3	3	8	3	2	0	1	29		
32	Priede,Liene	q	0-3	0-2	1-2	0	0	0	0	1	0	1	0	0	7		
00	Saunders,Darian	g	3-6	0-1	1-2	4	4	8	4	7	0	1	3	0	19		
01	Doty,Lianna	g	2-5	1-1	2-2	2	1	3	4	7	8	3	0	3	24		
02	Stock,Morgan	g	0-1	0-1	0-0	0	0	0	1	0	0	0	0	0	3		
03	Fowler,Bree	g	1-3	1-3	0-0	0	0	0	3	3	0	1	1	0	12		
10	Stock,Maddie	g	4-12	3-11	0-0	0	0	0	0	11	0	0	0	0	13		
12	Hudyn,Michelle	g	0-0	0-0	0-0	0	0	0	0	0	0	0	0	0	1		
30	Eye,Morgan	g	3-6	3-6	0-0	0	6	6	0	9	4	0	0	0	23		
Team						2	1	3									
Totals			24-59	13-36	6-8	9	21	30	17	67	19	10	5	8	200		

FG % 1st Half:	12-30	40.0%	2nd half:	12-29	41.4%	Game:	24-59	40.7%	Deadball	
3FG % 1st Half:	6-19	31.6%	2nd half:	7-17	41.2%	Game:	13-36	36.1%	Rebounds	2
FT % 1st Half:	2-4	50.0%	2nd half:	4-4	100.0	Game:	6-8	75.0%		

Officials: 1,201
Technical fouls: Saint Louis-JONES, Lorreal. Mizzou-Crafton,Sydney.
Attendance: 649

Score by periods	1st	2nd	Total	Points	In	Off	2nd	Fast	Bench
Saint Louis	29	22	51	SLU	14	5	12	2	21
Mizzou	32	35	67	MU	14	21	8	2	37

Last FG - SLU 2nd-00:03, MU 2nd-01:37.
Largest lead - SLU by 3 1st-14:57, MU by 19 2nd-07:01.
Score tied - 3 times.
Lead changed - 6 times.

GAME 3 – Oklahoma 68, SLU 33

Official Basketball Box Score -- Game Totals -- Final Statistics

Saint Louis vs Oklahoma
11/18/12 2:05 p.m. at Lloyd Noble Center, Norman, Okla.

Saint Louis 33 • 0-3

#	Player	Total			3-Ptr			Rebounds			PF	TP	A	TO	Blk	Stl	Min
		FG-FGA	FG-FGA	FT-FTA	FG-FGA	FG-FGA	FT-FTA	Off	Def	Tot							
12	Jones,Lorreal	f	2-6	0-0	1-2	6	4	10	3	5	0	5	0	1	31		
50	Eggert,Mallory	c	3-7	0-0	1-2	1	1	2	4	7	0	2	0	1	25		
00	Castleman,Halee	g	1-2	0-1	0-0	0	0	0	3	2	1	1	0	1	21		
21	Webb,Courtney	g	2-10	1-7	1-2	0	2	2	3	6	0	2	0	0	28		
23	Ball,Desirae	g	0-5	0-2	2-2	0	2	2	2	2	2	4	0	1	28		
01	Bradley,Jacy	g	5-13	1-6	0-0	0	4	4	0	11	1	4	1	4	36		
13	Cook,Erika	g	0-0	0-0	0-0	1	0	1	0	0	0	0	0	0	6		
34	Womack,Denisha	g	0-3	0-0	0-0	0	0	0	2	0	0	2	0	1	17		
42	Mueller,Jenna	g	0-1	0-0	0-0	0	2	2	1	0	0	2	0	1	8		
Team						0	2	2									
Totals			13-47	2-16	5-8	8	17	25	18	33	4	23	1	10	200		

FG % 1st Half:	4-23	17.4%	2nd half:	9-24	37.5%	Game:	13-47	27.7%	Deadball	
3FG % 1st Half:	2-10	20.0%	2nd half:	0-6	0.0%	Game:	2-16	12.5%	Rebounds	2
FT % 1st Half:	0-0	0.0%	2nd half:	5-8	62.5%	Game:	5-8	62.5%		

Oklahoma 68 • 2-1

#	Player	Total			3-Ptr			Rebounds			PF	TP	A	TO	Blk	Stl	Min
		FG-FGA	FG-FGA	FT-FTA	FG-FGA	FG-FGA	FT-FTA	Off	Def	Tot							
53	McFarland,Joanna	f	0-1	0-0	0-0	1	2	3	2	0	1	1	0	0	18		
04	Griffin,Nicole	c	7-10	0-0	1-1	2	2	4	0	15	2	1	1	0	24		
03	Ellenberg,Aaryn	g	4-12	2-8	3-3	0	4	4	1	13	3	1	0	1	23		
10	Hook,Morgan	g	2-6	1-2	0-0	0	3	3	0	5	1	2	0	1	18		
25	Hand,Whitney	g	4-5	1-2	2-2	3	3	6	3	11	4	3	0	3	25		
01	Kornet,Nicole	g	2-4	2-3	0-0	1	3	4	3	6	1	2	0	0	19		
23	Manning,Maddie	g	2-3	0-0	0-0	0	0	0	0	4	1	2	0	1	23		
24	Campbell,Sharane	g	3-5	0-1	1-1	0	1	1	3	7	0	1	0	1	13		
31	Durrett,Portia	g	1-6	0-0	3-4	1	4	5	3	5	0	2	0	1	16		
45	Hartman,Jasmine	g	1-1	0-0	0-0	1	1	2	0	2	1	1	0	2	21		
Team						2	3	5									
Totals			26-53	6-16	10-11	11	26	37	15	68	14	16	1	10	200		

FG % 1st Half:	15-24	62.5%	2nd half:	11-29	37.9%	Game:	26-53	49.1%	Deadball	
3FG % 1st Half:	4-8	50.0%	2nd half:	2-8	25.0%	Game:	6-16	37.5%	Rebounds	0,1
FT % 1st Half:	6-6	100.0	2nd half:	4-5	80.0%	Game:	10-11	90.9%		

Officials: Brian Hall, Michol Murray, Charles Carroll
Technical fouls: Saint Louis-None. Oklahoma-None.
Attendance: 5340

Score by periods	1st	2nd	Total	Points	In	Off	2nd	Fast	Bench
Saint Louis	10	23	33	SLU	12	11	6	2	11
Oklahoma	40	28	68	OU	26	25	8	0	24

Last FG - SLU 2nd-02:22, OU 2nd-02:02.
Largest lead - SLU None, OU by 35 2nd-04:46.
Score tied - 0 times.
Lead changed - 0 times.

GAME 2 – UMKC 56, SLU 53

Official Basketball Box Score -- Game Totals -- Final Statistics

Saint Louis vs Kansas City
11/15/12 7:00 p.m. at Kansas City, Mo. - SRC

Saint Louis 53 • 0-2

#	Player	Total			3-Ptr			Rebounds			PF	TP	A	TO	Blk	Stl	Min
		FG-FGA	FG-FGA	FT-FTA	FG-FGA	FG-FGA	FT-FTA	Off	Def	Tot							
12	JONES, Lorreal	f	8-10	0-0	2-2	0	4	4	3	18	0	3	0	1	35		
50	EGGERT, Mallory	c	3-5	0-0	2-2	1	2	3	1	8	2	4	0	0	26		
01	BRADLEY, Jacy	g	1-1	1-1	0-0	1	4	5	1	3	7	5	0	1	33		
21	WEBB, Courtney	g	4-9	2-5	0-0	0	5	5	3	10	0	4	0	0	31		
23	BALL, Desirae	g	5-11	2-5	0-0	1	1	2	3	12	5	4	0	0	36		
00	CASTLEMAN, Halee	g	0-1	0-1	0-0	0	4	4	0	2	2	0	0	0	20		
34	WOMACK, Denisha	g	1-3	0-0	0-0	1	2	3	0	2	1	1	0	0	13		
42	MUELLER, Jenna	g	0-0	0-0	0-0	0	2	2	0	0	0	0	0	0	6		
Team						1	2	3									
Totals			22-40	5-12	4-4	5	26	31	15	53	17	23	0	2	200		

FG % 1st Half:	11-21	52.4%	2nd half:	11-19	57.9%	Game:	22-40	55.0%	Deadball	
3FG % 1st Half:	3-6	50.0%	2nd half:	2-6	33.3%	Game:	5-12	41.7%	Rebounds	0,1
FT % 1st Half:	2-2	100.0	2nd half:	2-2	100.0	Game:	4-4	100.0		

Kansas City 56 • 2-1

#

GAME 5 – SLU 55, Western Illinois 44

Official Basketball Box Score -- Game Totals -- Final Statistics
 Western Illinois vs Saint Louis
 11/24/12 2:00 pm at St. Louis, Mo. (Chaifetz Arena)

Western Illinois 44 • 1-4

#	Player	Total			3-Ptr			Rebounds			PF	TP	A	TO	Blk	Stl	Min
		FG-FGA	FG-FGA	FT-FTA	Off	Def	Tot	Off	Def	Tot							
22	SALVATORI, Michele	f	2-7	0-1	0-0	2	1	3	1	4	2	0	0	1	25		
42	EVANS, Rachel	f	1-2	0-0	0-0	0	0	0	3	2	0	1	0	1	10		
14	MAHER, Michelle	g	2-8	1-4	0-0	0	3	3	0	5	3	2	0	0	24		
15	HENRICSON, Rebecca	g	2-3	1-2	0-0	0	2	2	0	5	1	2	0	2	27		
21	KONTAUTAITE, Saule	g	2-6	0-4	0-0	1	1	2	1	4	1	2	0	0	27		
04	REED, Charnelle		1-6	1-3	1-2	0	1	1	0	4	1	2	0	0	14		
05	LUKE, Ashley		3-6	0-0	0-0	4	2	6	1	6	2	1	1	1	19		
10	JONES, Christina		0-1	0-0	0-0	0	0	0	0	0	1	0	0	0	5		
12	RIEGER, Jackie		2-2	0-0	0-1	0	2	2	1	4	2	1	0	1	16		
23	PHILLIPS, Karis		0-1	0-0	0-0	1	0	1	2	0	1	0	0	1	11		
25	SKOTOWSKI, Liz		0-0	0-0	0-0	0	0	0	0	0	0	0	0	0	6		
32	HARMON, Paige		1-2	1-2	0-0	0	3	3	0	3	0	0	0	0	3		
33	KUDZIELA, Martyna		1-2	0-0	0-0	0	0	0	0	2	0	1	0	0	4		
44	REICHEL, Sophie		2-4	1-3	0-0	0	0	0	0	5	0	2	0	0	9		
	Team					0	1	1			1						
	Totals		19-50	5-19	1-3	8	16	24	9	44	14	15	1	7	200		

FG % 1st Half: 9-29 31.0% 2nd half: 10-21 47.6% Game: 19-50 38.0% Deadball Rebounds 0
 3FG % 1st Half: 1-10 10.0% 2nd half: 4-9 44.4% Game: 5-19 26.3%
 FT % 1st Half: 0-0 0.0% 2nd half: 1-3 33.3% Game: 1-3 33.3%

Saint Louis 55 • 2-3

#	Player	Total			3-Ptr			Rebounds			PF	TP	A	TO	Blk	Stl	Min
		FG-FGA	FG-FGA	FT-FTA	Off	Def	Tot	Off	Def	Tot							
12	JONES, Lorreal	f	5-9	0-0	2-4	2	5	7	3	12	2	3	0	1	32		
50	EGGERT, Mallory	f	5-8	0-0	1-2	4	3	7	1	11	0	4	1	2	34		
01	BRADLEY, Jacy	g	2-5	1-3	1-1	0	4	4	1	6	6	3	0	3	37		
21	WEBB, Courtney	g	6-15	4-6	0-0	4	4	8	1	16	2	3	0	1	32		
23	BALL, Desirae	g	4-8	0-2	0-0	1	4	5	0	8	4	0	0	2	37		
00	CASTLEMAN, Halee		0-1	0-0	0-0	0	1	1	0	0	0	0	0	0	14		
13	COOK, Erika		0-1	0-0	0-0	0	0	0	0	0	0	0	0	0	1		
34	WOMACK, Denisha		1-2	0-1	0-0	0	1	1	1	2	0	2	0	0	7		
42	MUELLER, Jenna		0-0	0-0	0-0	0	1	1	0	0	1	0	0	0	6		
	Team					0	2	2			1						
	Totals		23-49	5-12	4-7	11	25	36	7	55	15	16	1	9	200		

FG % 1st Half: 10-25 40.0% 2nd half: 13-24 54.2% Game: 23-49 46.9% Deadball Rebounds 2
 3FG % 1st Half: 4-7 57.1% 2nd half: 1-5 20.0% Game: 5-12 41.7%
 FT % 1st Half: 1-4 25.0% 2nd half: 3-3 100.0% Game: 4-7 57.1%

Officials:

Technical fouls: Western Illinois-None. Saint Louis-None.
 Attendance: 336

Score by periods	1st	2nd	Total	Points	In Paint	Off T/O	2nd Chance	Fast Break	Bench
Western Illinois	19	25	44	26	13	9	4	24	
Saint Louis	25	30	55	20	13	6	2	2	

Last FG - WIU 2nd-01:44, SLU 2nd-03:28. Score tied - 0 times.
 Largest lead - WIU by 2 1st-18:32, SLU by 17 2nd-03:28. Lead changed - 1 time.

2012-13 SLU Women's Basketball
Saint Louis Combined Team Statistics (November 29, 2012)
All games

RECORD:	OVERALL	HOME	AWAY	NEUTRAL
ALL GAMES	2-3	1-0	1-3	0-0
CONFERENCE	0-0	0-0	0-0	0-0
NON-CONFERENCE	2-3	1-0	1-3	0-0

#	Player	gp-gs	min	avg	Total		3-Point		F-Throw		Rebounds			pf	dq	a	to	blk	stl	pts	avg	
					fg-fga	fg%	3fg-fga	3fg%	ft-fa	ft%	off	def	tot									avg
12	JONES, Lorreal	5-5	168	33.6	25-45	.556	0-0	.000	9-14	.643	15	23	38	7.6	16	1	2	19	0	5	59	11.8
21	WEBB, Courtney	5-4	144	28.8	21-54	.389	10-26	.385	5-6	.833	8	14	22	4.4	11	0	4	15	0	1	57	11.4
50	EGGERT, Mallory	5-5	134	26.8	15-31	.484	0-0	.000	13-18	.722	11	16	27	5.4	13	0	4	16	1	6	43	8.6
01	BRADLEY, Jacy	5-4	177	35.4	12-34	.353	4-16	.250	5-5	1.000	4	21	25	5.0	4	0	21	18	1	9	33	6.6
23	BALL, Desirae	5-5	170	34.0	13-38	.342	2-15	.133	4-5	.800	5	13	18	3.6	7	0	14	14	0	3	32	6.4
34	WOMACK, Denisha	5-0	57	11.4	2-11	.182	0-1	.000	4-4	1.000	1	7	8	1.6	5	0	2	8	0	1	8	1.6
00	CASTLEMAN, Halee	5-2	102	20.4	1-7	.143	0-4	.000	4-4	1.000	0	11	11	2.2	8	0	4	5	0	2	6	1.2
42	MUELLER, Jenna	5-0	37	7.4	2-8	.250	0-0	.000	1-2	.500	2	8	10	2.0	3	0	1	4	0	2	5	1.0
13	COOK, Erika	3-0	11	3.7	0-1	.000	0-0	.000	0-0	.000	1	0	1	0.3	0	0	0	0	0	0	0	0.0
Team											3	12	15				4					
Total.....		5	1000		91-229	.397	16-62	.258	45-58	.776	50	125	175	35.0	67	1	52	103	2	29	243	48.6
Opponents.....		5	1000		104-266	.391	32-107	.299	37-46	.804	37	94	131	26.2	65	0	65	59	18	47	277	55.4

TEAM STATISTICS	SLU	OPP	Date	Opponent	Score	Att.
SCORING	243	277	11/9/12	at Mizzou	L 51-67	1201
Points per game	48.6	55.4	11/15/12	at Kansas City	L 53-56	649
Scoring margin	-6.8	-	11/18/12	at Oklahoma	L 33-68	5340
FIELD GOALS-ATT	91-229	104-266	11/21/12	at Omaha	w 51-42	204
Field goal pct	.397	.391	11/24/12	WESTERNILLINOIS	w 55-44	336
3 POINT FG-ATT	16-62	32-107	* - Conference game			
3-point FG pct	.258	.299				
3-pt FG made per game	3.2	6.4				
FREE THROWS-ATT	45-58	37-46				
Free throw pct	.776	.804				
F-Throws made per game	9.0	7.4				
REBOUNDS	175	131				
Rebounds per game	35.0	26.2				
Rebounding margin	+8.8	-				
ASSISTS	52	65				
Assists per game	10.4	13.0				
TURNOVERS	103	59				
Turnovers per game	20.6	11.8				
Turnover margin	-8.8	-				
Assist/turnover ratio	0.5	1.1				
STEALS	29	47				
Steals per game	5.8	9.4				
BLOCKS	2	18				
Blocks per game	0.4	3.6				
ATTENDANCE	336	7394				
Home games-Avg/Game	1-336	4-1848				
Neutral site-Avg/Game	-	0-0				

Score by Periods	1st	2nd	Totals
Saint Louis	118	125	243
Opponents	132	145	277

2012-13 SLU Women's Basketball
Saint Louis Team Game-by-Game Comparison (November 29, 2012)
All games

Opponent	1st	2nd	Score	Mar	Total FG	FG Pct	3-Pointers	3FG Pct	Free Throws	FT Pct	Rebounds	Assist	T/Over	Block	Steal	Fouls
Mizzou	29/32	22/35	51-67	(16)	15-46/24-59	.326/.407	4-12/13-36	.333/.361	17-20/6-8	.850/.750	37/30 +7	7/19	22/10	0/5	5/8	12/17
Kansas City	27/25	26/31	53-56	(3)	22-40/19-51	.550/.373	5-12/4-18	.417/.222	4-4/14-16	1000/.875	31/17 +14	17/10	23/7	0/5	2/14	15/10
Oklahoma	10/40	23/28	33-68	(35)	13-47/26-53	.277/.491	2-16/6-16	.125/.375	5-8/10-11	.625/.909	25/37 (12)	4/14	23/16	1/1	10/10	18/15
Omaha	27/16	24/26	51-42	+9	18-47/16-53	.383/.302	0-10/4-18	.000/.222	15-19/6-8	.789/.750	46/23 +23	9/8	19/11	0/6	3/8	15/14
WESTERNILLINOIS	25/19	30/25	55-44	+11	23-49/19-50	.469/.380	5-12/5-19	.417/.263	4-7/1-3	.571/.333	36/24 +12	15/14	16/15	1/1	9/7	7/9

Note: Game totals are displayed in the format TEAM/OPPONENT for each category

2012-13 SLU Women's Basketball
Saint Louis Points-Rebounds-Assists (November 29, 2012)
All games

Opponent	Date	Score		00	01	12	13	21	23	34
				CASTLEMAN,	BRADLEY,JA	JONES,LORR	COOK,ERIKA	WEBB,COURT	BALL,DESIR	WOMACK,DEN
at Mizzou	11/9/12	51-67	L	2-1-0	9-5-4	12-8-0	0-0-0	17-4-0	2-3-1	4-3-1
at Kansas City	11/15/12	53-56	L	0-4-2	3-5-7	18-4-0	DNP	10-5-0	12-2-5	2-3-1
at Oklahoma	11/18/12	33-68	L	2-0-1	11-4-1	5-10-0	0-1-0	6-2-0	2-2-2	0-0-0
at Omaha	11/21/12	51-42	w	2-5-1	4-7-3	12-9-0	DNP	8-3-2	8-6-2	0-1-0
WESTERNILLINOIS	11/24/12	55-44	w	0-1-0	6-4-6	12-7-2	0-0-0	16-8-2	8-5-4	2-1-0

Opponent	Date	Score		42	50
				MUELLER,JE	EGGERT,MAL
at Mizzou	11/9/12	51-67	L	0-1-0	5-8-1
at Kansas City	11/15/12	53-56	L	0-2-0	8-3-2
at Oklahoma	11/18/12	33-68	L	0-2-0	7-2-0
at Omaha	11/21/12	51-42	w	5-4-0	12-7-1
WESTERNILLINOIS	11/24/12	55-44	w	0-1-1	11-7-0

2012-13 SLU Women's Basketball
Saint Louis Game-by-Game Highs (November 29, 2012)
All games

Opponent	Date	Score	Points	Rebounds	Assists	Steals	Blocked shots
at Mizzou	11/9/12	51-67	17-WEBB, Courtney	8-EGGERT, Mallory JONES, Lorreal	4-BRADLEY, Jacy	3-EGGERT, Mallory	None
at Kansas City	11/15/12	53-56	18-JONES, Lorreal	5-WEBB, Courtney BRADLEY, Jacy	7-BRADLEY, Jacy	1-BRADLEY, Jacy JONES, Lorreal	None
at Oklahoma	11/18/12	33-68	11-BRADLEY, Jacy	10-JONES, Lorreal	2-BALL, Desirae	4-BRADLEY, Jacy	1-BRADLEY, Jacy
at Omaha	11/21/12	51-42	12-EGGERT, Mallory JONES, Lorreal	9-JONES, Lorreal	3-BRADLEY, Jacy	1-CASTLEMAN, Hale JONES, Lorreal BRADLEY, Jacy	None
WESTERNILLINOIS	11/24/12	55-44	16-WEBB, Courtney	8-WEBB, Courtney	6-BRADLEY, Jacy	3-BRADLEY, Jacy	1-EGGERT, Mallory

2012-13 SLU Women's Basketball
Saint Louis Team High/Low Analysis (November 29, 2012)
All games

Saint Louis - TEAM GAME HIGHS

POINTS	55	WESTERN ILLINOIS (11/24/12)
FIELD GOALS MADE	23	WESTERN ILLINOIS (11/24/12)
FIELD GOAL ATTEMPTS	49	WESTERN ILLINOIS (11/24/12)
FIELD GOAL PERCENTAGE	.550 (22-40)	at Kansas City (11/15/12)
3 PT FIELD GOALS MADE	5	WESTERN ILLINOIS (11/24/12)
	5	at Kansas City (11/15/12)
3 PT FG ATTEMPTS	16	at Oklahoma (11/18/12)
3 PT FG PERCENTAGE	.417 (5-12)	WESTERN ILLINOIS (11/24/12)
	.417 (5-12)	at Kansas City (11/15/12)
FREE THROWS MADE	17	at Mizzou (11/9/12)
FREE THROW ATTEMPTS	20	at Mizzou (11/9/12)
FREE THROW PERCENTAGE	1.000 (4-4)	at Kansas City (11/15/12)
REBOUNDS	46	at Omaha (11/21/12)
ASSISTS	17	at Kansas City (11/15/12)
STEALS	10	at Oklahoma (11/18/12)
BLOCKED SHOTS	1	WESTERN ILLINOIS (11/24/12)
	1	at Oklahoma (11/18/12)
TURNOVERS	23	at Oklahoma (11/18/12)
	23	at Kansas City (11/15/12)
FOULS	18	at Oklahoma (11/18/12)

Saint Louis - GAME LOWS

POINTS	33	at Oklahoma (11/18/12)
FIELD GOALS MADE	13	at Oklahoma (11/18/12)
FIELD GOAL ATTEMPTS	40	at Kansas City (11/15/12)
FIELD GOAL PERCENTAGE	.277 (13-47)	at Oklahoma (11/18/12)
3 PT FIELD GOALS MADE	0	at Omaha (11/21/12)
3 PT FG ATTEMPTS	10	at Omaha (11/21/12)
3 PT FG PERCENTAGE	.000 (0-10)	at Omaha (11/21/12)
FREE THROWS MADE	4	at Kansas City (11/15/12)
	4	WESTERN ILLINOIS (11/24/12)
FREE THROW ATTEMPTS	4	at Kansas City (11/15/12)
FREE THROW PERCENTAGE	.571 (4-7)	WESTERN ILLINOIS (11/24/12)
REBOUNDS	25	at Oklahoma (11/18/12)
ASSISTS	4	at Oklahoma (11/18/12)
STEALS	2	at Kansas City (11/15/12)
BLOCKED SHOTS	0	at Mizzou (11/9/12)
	0	at Kansas City (11/15/12)
	0	at Omaha (11/21/12)
TURNOVERS	16	WESTERN ILLINOIS (11/24/12)
FOULS	7	WESTERN ILLINOIS (11/24/12)

2012-13 SLU Women's Basketball
Saint Louis High/Low Analysis (November 29, 2012)
All games

Opponent - GAME HIGHS

POINTS	68	at Oklahoma (11/18/12)
FIELD GOALS MADE	26	at Oklahoma (11/18/12)
FIELD GOAL ATTEMPTS	59	at Mizzou (11/9/12)
FIELD GOAL PERCENTAGE	.491 (26-53)	at Oklahoma (11/18/12)
3 PT FIELD GOALS MADE	13	at Mizzou (11/9/12)
3 PT FG ATTEMPTS	36	at Mizzou (11/9/12)
3 PT FG PERCENTAGE	.375 (6-16)	at Oklahoma (11/18/12)
FREE THROWS MADE	14	at Kansas City (11/15/12)
FREE THROW ATTEMPTS	16	at Kansas City (11/15/12)
FREE THROW PERCENTAGE	.909 (10-11)	at Oklahoma (11/18/12)
REBOUNDS	37	at Oklahoma (11/18/12)
ASSISTS	19	at Mizzou (11/9/12)
STEALS	14	at Kansas City (11/15/12)
BLOCKED SHOTS	6	at Omaha (11/21/12)
TURNOVERS	16	at Oklahoma (11/18/12)
FOULS	17	at Mizzou (11/9/12)

Opponent - GAME LOWS

POINTS	42	at Omaha (11/21/12)
FIELD GOALS MADE	16	at Omaha (11/21/12)
FIELD GOAL ATTEMPTS	50	WESTERN ILLINOIS (11/24/12)
FIELD GOAL PERCENTAGE	.302 (16-53)	at Omaha (11/21/12)
3 PT FIELD GOALS MADE	4	at Kansas City (11/15/12)
	4	at Omaha (11/21/12)
3 PT FG ATTEMPTS	16	at Oklahoma (11/18/12)
3 PT FG PERCENTAGE	.222 (4-18)	at Kansas City (11/15/12)
	.222 (4-18)	at Omaha (11/21/12)
FREE THROWS MADE	1	WESTERN ILLINOIS (11/24/12)
FREE THROW ATTEMPTS	3	WESTERN ILLINOIS (11/24/12)
FREE THROW PERCENTAGE	.333 (1-3)	WESTERN ILLINOIS (11/24/12)
REBOUNDS	17	at Kansas City (11/15/12)
ASSISTS	8	at Omaha (11/21/12)
STEALS	7	WESTERN ILLINOIS (11/24/12)
BLOCKED SHOTS	1	at Oklahoma (11/18/12)
	1	WESTERN ILLINOIS (11/24/12)
TURNOVERS	7	at Kansas City (11/15/12)
FOULS	9	WESTERN ILLINOIS (11/24/12)

2012-13 SLU Women's Basketball
Saint Louis Player High/Low Analysis (November 29, 2012)
All games

Saint Louis - INDIVIDUAL GAME HIGHS

Points	18		JONES, Lorreal at Kansas City (11/15/12)
Field Goals Made	8		JONES, Lorreal at Kansas City (11/15/12)
Field Goal Att.	15		WEBB, Courtney vs Western Illinois (11/24/12)
FG Pct (min 5 made)	.800	(8-10)	JONES, Lorreal at Kansas City (11/15/12)
3-Point FG Made	4		WEBB, Courtney vs Western Illinois (11/24/12)
3-Point FG Att.	7		WEBB, Courtney at Oklahoma (11/18/12)
	7		WEBB, Courtney at Mizzou (11/9/12)
3-Pt FG Pct (min 2 made)	.667	(4-6)	WEBB, Courtney vs Western Illinois (11/24/12)
Free Throws Made	6		EGGERT, Mallory at Omaha (11/21/12)
Free Throw Att.	8		EGGERT, Mallory at Omaha (11/21/12)
FT Pct (min 3 made)	1.000	(4-4)	BRADLEY, Jacy at Omaha (11/21/12)
	1.000	(4-4)	WOMACK, Denisha at Mizzou (11/9/12)
	1.000	(4-4)	WEBB, Courtney at Mizzou (11/9/12)
Rebounds	10		JONES, Lorreal at Oklahoma (11/18/12)
Assists	7		BRADLEY, Jacy at Kansas City (11/15/12)
Steals	4		BRADLEY, Jacy at Oklahoma (11/18/12)
Blocked Shots	1		EGGERT, Mallory vs Western Illinois (11/24/12)
	1		BRADLEY, Jacy at Oklahoma (11/18/12)
Turnovers	6		BRADLEY, Jacy at Omaha (11/21/12)
	6		BALL, Desirae at Mizzou (11/9/12)
Fouls	5		JONES, Lorreal at Mizzou (11/9/12)

OPPONENT INDIVIDUAL GAME HIGHS

Points	23		O'CONNOR, Eilise at Kansas City (11/15/12)
Field Goals Made	7		Griffin, Nicole at Oklahoma (11/18/12)
	7		O'CONNOR, Eilise at Kansas City (11/15/12)
	7		Kulas, Bri at Mizzou (11/9/12)
Field Goal Att.	16		NASH, Jamie at Omaha (11/21/12)
FG Pct (min 5 made)	.700	(7-10)	Griffin, Nicole at Oklahoma (11/18/12)
3-Point FG Made	4		Kulas, Bri at Mizzou (11/9/12)
3-Point FG Att.	11		Stock, Maddie at Mizzou (11/9/12)
3-Pt FG Pct (min 2 made)	.667	(4-6)	Kulas, Bri at Mizzou (11/9/12)
	.667	(2-3)	Kornet, Nicole at Oklahoma (11/18/12)
	.667	(2-3)	HARDIEK, Lexis at Kansas City (11/15/12)
Free Throws Made	8		O'CONNOR, Eilise at Kansas City (11/15/12)
Free Throw Att.	8		O'CONNOR, Eilise at Kansas City (11/15/12)
	8		HOUSER, Hailey at Kansas City (11/15/12)
FT Pct (min 3 made)	1.000	(8-8)	O'CONNOR, Eilise at Kansas City (11/15/12)
	1.000	(3-3)	Ellenberg, Aaryn at Oklahoma (11/18/12)
Rebounds	8		Saunders, Darian at Mizzou (11/9/12)
Assists	8		Doty, Lianna at Mizzou (11/9/12)
Steals	4		NASH, Jamie at Omaha (11/21/12)
	4		O'CONNOR, Eilise at Kansas City (11/15/12)
	4		NEZIANYA, Kim at Kansas City (11/15/12)
Blocked Shots	5		KELLY, Taijhe at Omaha (11/21/12)
Turnovers	5		NASH, Jamie at Omaha (11/21/12)
Fouls	4		Doty, Lianna at Mizzou (11/9/12)
	4		Saunders, Darian at Mizzou (11/9/12)

2012-13 Season Outlook

Saint Louis University women's basketball embarks on an exciting and promising era in 2012-13 as veteran head coach **Lisa Stone** assumes command of the Billiken program.

Stone knows the transition involved with a coaching change carries with it a multitude of challenges. Typically, the initial task is to convince players to "buy in" to a different approach, thereby creating a strong foundation for teaching and learning.

Judging by what their team has demonstrated in the early going, Stone and her staff – associate head coach **Barb Smith** and assistant coaches **Amy Stephens** and **Lou DiFeo** – have persuaded the Billikens to eagerly adopt the philosophy and methods of the new leadership.

"I'm very pleased with our players' willingness to accept change, their willingness to accept a new coaching staff and a different system, and their willingness to embrace improvement," Stone said. "I think this year will be very rewarding in a lot of ways, simply because of us continuing to teach and finding gratification in the fact that our players are learning and setting the bar for the future.

"Obviously, our goals include having a winning season, jumping up into the middle part of the Atlantic 10 Conference or higher, and putting ourselves into postseason play," Stone said. "We also understand that we're facing adversity because injuries have reduced our active roster to nine players. However, we're slim only in numbers. We're not slim in heart.

"The most basic goal we have this season is to get better every day and find mini victories in how we play," Stone said. "That's a simple way of stating what we're all about. How we measure success this year is the fact that we're all in the boat trying to grasp the change of system, that our identity is team-oriented defense instead of one-on-one basketball. The system works, and I think we'll surprise some people this year because our players are catching on to it.

"Discipline is huge with me, and our players have been held accountable in everything they do on and off the court," Stone said. "They have embraced that accountability and have been delightful to work with. They feel good about it, and they're excited to start the season."

The Billikens' nine-player active roster is composed of eight returnees, four of whom were starters a year ago, and one freshman. While everyone will be given an opportunity to play, Stone emphasizes the need for each player to avoid taking that opportunity for granted.

"We've talked to our players numerous times and explained that it's possible they can become complacent because they know they're going to play," Stone said. "But everyone playing is not the theme of this year. We're going to play people who are ready to play. We need all nine players to be at their highest level and to contribute, not just be out there on the court. They have accepted that and are working hard to make it happen."

Stone points out that there is nothing complicated about what the Billikens plan to execute on the floor. Learning and improvement are needed on both ends of the court, but heavier emphasis is being placed on defense.

"We're going to be very team-oriented defensively and do our best not to give up direct drives to the basket," Stone said. "What we're teaching isn't complex, but it takes hard work and effort. We've focused a lot on defense, and the players have really picked it up.

"We're running a motion offense that, like our defense, is very team-oriented," Stone said. "We're looking for less one-on-one play and more team offense with balanced scoring.

"What I'm pleased with is the fact that our players understand that our defense cannot be put at a disadvantage because of an inability to take care of the ball," Stone said. "I've been emphasizing that if we take care of the ball, limit the opponent to one shot with solid defense, and rebound, we'll be in a position to be successful."

The SLU senior class consists of center **Mallory Eggert** and guards **Jacy Bradley** and **Courtney Webb**. Eggert and Bradley are in their fourth year in the program, while Webb embarks on her second season of action with the Billikens after transferring from DePaul.

Last year, **Eggert** tied for fourth in the A-10 in offensive rebounding (2.8 orpg) and was 12th in the league in total rebounding (6.8 rpg). She posted a 7.6 scoring average and led SLU in field goal percentage (.464).

"Mallory is a team leader. If anyone needs answers, they talk to her," Stone said. "She has put the team on her back, and I appreciate that.

"Mallory is a strong, physical presence in the low post on both ends of the floor. She's a great rebounder, and she can be a great defender. Offensively, she understands the value of the ball and is solid with it. Mallory is going to score more than she's ever scored because we're going to get her the ball."

Bradley, who begins the season 10th on SLU's career 3-point field goals list, missed the

last 14 games of the 2011-12 campaign after suffering a knee injury. Her 8.6 season scoring average included a team-high 12.8 mark in her final five games. Bradley shot 50 percent from the floor, including 56.3 percent from 3-point range, during that five-game stretch.

"Jacy is excited to be back on the court for her senior year following surgery," Stone said. "As a point guard, she needs to be the extension of me on the court. We need Jacy to be the player who sets the tempo on the floor, who gets other players involved and makes them better.

"Jacy is capable of being a key ingredient in our success this year. Her shot is fine, her knee is back, she's cleared 100 percent, and she's ready to go."

Webb topped the Saint Louis scoring chart a year ago with an 11.4 average, and she tallied 20 or more points five times. She also led the team with 48 3-pointers.

"Without question, Courtney is one of our more skilled players," Stone said. "The way she plays is special. She has a gift that our other players don't have, and that's the ability to just go out and make a play. She's catching on defensively and is working to become more committed to running the offense with her teammates.

"Courtney wants to be better, and she can have an outstanding year if she's willing to continue to learn and do things the way we want to have them done. She can lead by example, because when she plays at her highest level, she's one of the best in the A-10."

Junior forward **Lorreal Jones** is one of the premier rebounders in the A-10, having finished fifth in the league in total rebounding (7.8 rpg) and ninth in offensive rebounding (2.6 orpg) last season. Jones averaged 8.3 points, a figure Stone believes can be improved.

"I love how Lorreal plays, she is an amazing talent," Stone said. "She's probably our fastest and strongest player as well as our best rebounder. She is a ball-getter who will get all over the offensive glass.

"Lo also is a very tough person to guard. She will play the 4 position for us, and she can be a matchup nightmare for opponents. She's done a great job of learning and embracing the changes, understanding plays and understanding positions."

Redshirt sophomore guard **Desirae Ball** collected three A-10 Rookie of the Week honors last year, her first season on the hardwood for the Bills after missing 2010-11 due to injury. Ball was second to Webb in scoring, tossing in 9.2 points per game.

continued

“Desirae is a quality example of our program – student, athlete, servant, quality person, very much involved with things on and off the court,” Stone said. “Her willingness to put others ahead of herself is her greatest attribute, and that’s how she plays.”

“Des is explosive offensively, is a good shooter and handles the ball pretty well. Defensively, she probably understands our system better than anyone. She’s a calming presence on the floor, and she’ll be part of the point guard by committee we’ll use. I think Des is going to have a special year.”

Junior center **Jenna Mueller** played in 28 games, drew two starting assignments and averaged 11.6 minutes last season. Stone anticipates Mueller will be more prominent in the Billikens’ plans this year.

“Jenna can develop into a very solid player, and I want her to be a player who doesn’t settle for having a backup role,” Stone said. “That’s my challenge to her on both ends of the floor.”

“We’re working on making Jenna tougher and more aggressive. It will be interesting to see how she grasps her role and if she strives for more, because she’s very capable of doing that.”

Halee Castleman earned seven starts and averaged 10.1 minutes a year ago. Stone lauds Castleman for her leadership and is counting

on the junior guard to be a versatile performer.

“Halee is one of the best teammates and hardest workers we have,” Stone said. “She’s a leader, she’s vocal, she’s giving, and she’s a servant.”

“We expect Halee to play anywhere from the 1 to the 2 to the 3 this year. She can be a very solid defender because she understands the system. Halee has improved her shot, and she’s working on becoming a player who values the ball more.”

Erika Cook played sparingly in her rookie campaign, but Stone looks for a significant contribution from the sophomore guard this season.

“Erika is a sleeper, she’s been a tremendously pleasant surprise,” Stone said. “She has all the ability, including a textbook shot, and she has to play this year. We’re challenging her to be an aggressive scorer and a player who can use her length defensively.”

“Erika can’t settle for the past. She has to strive for more, and I know there’s more in her. Erika is going to get opportunities, and in those opportunities she needs to seize the moment.”

Freshman forward **Denisha Womack** joined the Billiken program after earning a first-team All-Conference nod and averaging 17 points as a senior at Peoria (Ill.) Central High School.

“Denisha truly is a joy to coach,” Stone said. “She wants to learn, she’ll admit her mistakes and she holds herself accountable. She’s a special freshman because of her willingness to get better, and that’s wonderful.”

“Denisha will play a lot, and she’s going to be very good. She can play the 4 or the 5 and is used to being on the block, and we also have her on the perimeter a little bit. There’s no one on our team who has shown as large an upside as Denisha has, and that upside continues to grow every day.”

The Billikens’ 29-game schedule is daunting. It includes 13 opponents who advanced to postseason play a year ago, nine teams that won 20 or more games and eight squads that finished among the top 100 in the final NCAA Ratings Percentage Index.

“We are very excited about our team and the schedule we will play this season,” Stone said. “With so many opponents who played in the postseason and won 20 or more games last year, we will be challenged in our non-conference schedule as well as in our A-10 slate.”

“Our fans will see some exciting basketball this year as we continue to improve and grow together every day,” Stone said. “The start of something special is happening for Billiken women’s basketball.”



Sitting, from left, associate head coach Barb Smith, Halee Castleman, Courtney Webb, Jamesia Price, Jacy Bradley, Erika Cook, Desirae Ball, Denisha Womack, head coach Lisa Stone. Standing, from left, manager Reiko Young, manager Quintin Davis, assistant coach Lou DiFeo, director of operations Brittney Marshall, Morgan Johnson, Jenna Mueller, Mallory Eggert, Lorreal Jones, Abby Willis, assistant coach Amy Stephens, manager Ben Krzmarzick, manager Jordan Pimentel, manager Jen Moriarty.