

**SAINT JOSEPH'S UNIVERSITY  
SOFTBALL RECORD BOOK**



# SOFTBALL RECORD BOOK



## TABLE OF CONTENTS

SJU Softball Field ..... 1

Award Winners ..... 2-3

Year-By-Year Pitching Leaders ..... 4

Hawk No Hitters..... 4

Saint Joseph’s Hall of Famers..... 4

Pitching Records ..... 5

Year-By-Year Batting Leaders..... 6

Batting Records ..... 7

All-Time Roster ..... 8

All-Time Records ..... 9

Year-By-Year Results ..... 10-17

## QUICK FACTS

**The University**

Location..... Philadelphia, Pa. 19131

Founded ..... 1851

Enrollment..... 4,932

Denomination..... Roman Catholic (Jesuit)

Nickname ..... Hawks

Colors.....Crimson and Gray

Athletic Affiliation..... NCAA Division I

Conference ..... Atlantic 10

Home Facility ..... SJU Softball Field

## CREDITS

The Saint Joseph’s University Softball Record Book was designed, written and edited by the office of Athletics Communicationst. Action and still photography courtesy of Greg Carroccio of Sideline Photos, LLC, the Atlantic 10 Conference and Tom Wasiczko. Updated 2/1/23.

# WWW.SJUHAWKS.COM

## SJU SOFTBALL FIELD

Construction for the SJU Softball Field began on the Maguire Campus in June of 2011 following the acquisition of the property formally inhabited by Episcopal Academy, with the field dedicated on March 21, 2012.

The softball field has a dirt infield and a turf outfield, becoming just the third field in the Atlantic 10 Conference to boast a turf outfield. From home plate, the left and right field lines are 195 feet, while it’s 215 feet to the center field wall

In terms of capacity, the bleacher seats hold 400 spectators, and there is extra room for lawn seating in the outfield

The Hawks opened the new field with a 1-0 win over Rider on March 21, 2012. The game marked the first time in 22 years that the Hawks played on the Saint Joseph’s University campus. The Hawks played at East Norriton Field, a public park in East Norriton, Pa., until it no longer complied with NCAA regulations. In their most recent seasons, they have used the fields at Villanova, Temple and Drexel as home fields.



Year	W-L-T	Year	W-L-T	Year	W-L-T
1983 <sup>^</sup>	5-0-0	1999*	12-6-0	2015 #	7-6-0
1984 <sup>^</sup>	3-5-0	2000*	9-4-1	2016 #	9-8-0
1985 <sup>^</sup>	2-7-0	2001*	8-4-0	2017 #	9-6-0
1986 <sup>^</sup>	2-3-0	2002*	2-4-0	2018 #	9-6-0
1987 <sup>^</sup>	7-9-0	2003*	10-0-0	2019 #	9-6-0
1988 <sup>^</sup>	6-5-0	2004*	4-4-0	2020 #	9-6-0
1989 <sup>^</sup>	2-17-0	2005*	11-6-0	2021 #	14-8-0
1990 <sup>^</sup>	0-2-0	2006*	4-12-0	2022 #	8-6-0
1991 <sup>o</sup>	15-11-0	2007*	6-4-0	<b>Total</b>	<b>203-112-2</b>
1992 <sup>o</sup>	11-3-0	2008*	11-4-0		
1993 <sup>o</sup>	15-7-0	2009	4-3-0		
1994*	10-2-1	2010	9-4-0		
1995*	17-5-0	2011	4-2-0		
1996*	9-1-0	2012 #	7-8-0		
1997*	17-4-0	2013 #	12-1-0		
1998*	8-6-0	2014 #	9-1-0		

<sup>^</sup> - Finnesey Field (1983-90)  
<sup>o</sup> - Belmont Plateau (1991-93)  
<sup>\*</sup> - East Norriton Field (1994-08)  
# - SJU Softball Field (2012-Present)



# AWARD WINNERS

## ALL-REGION

Season	Player	Team	Year
2022	Jordan Hhinkle	Second	Sr.
2021	Caela Abadie	Second	Gr.
	Kirstin Cox	Second	Sr.
	<b>Madison Fife</b>	<b>Third</b>	<b>So.</b>
2017	Sarah Ostaszewski	Third	Gr.
	Ashley Ventura	Second	So.
	Amanda Kulp	Third	So.
2016	Amanda Kulp	Third	Fr.
2015	Ashley Alden	Second	Sr.
	Nikki Alden	Third	Fr.
	Madison Clarke	Third	Fr.
	Sarah Yoos		
	Third	Jr.	
2014	Ashley Alden	Second	Jr.
	Hannah Dionne	Third	So.
2013	Taryn Ashway	First	Sr.
2012	Lauren Rendon	Second	Fr.
2011	Dana Parks	First	So.
	Erin Gallagher	Second	Jr.
2010	Bernadette Moran	Second	So.
2008	Brooke Darreff	First	So.
2002	Alicia Cunic	First	Fr.
	Lindsey McNamara	Second	So.
	Dana Travis	Second	So.
2001	Teresa Andreani	Second	Jr.
	Lindsey McNamara	Second	Fr.
2000	Desiree McGhie	First	So.
	Teresa Andreani	Second	So.
	Christina Kowalski	Second	Sr.
1997	Christina Kowalski	First	Fr.
1996	Danielle Cavone	First	Jr.
	Janielle Hoffman	First	Jr.
	Cindy Manigas	First	Jr.
	Candace Clark	Second	Fr.
1995	Dana Moyer	First	Jr.
	Danielle Cavone	Second	So.

## ALL-ECAC

Season	Player	Team	Year
2018	Molly Kapala	Second	So.
2013	Dana Parks	Second	Sr.
2012	Bernadette Moran	First	Sr.
2008	Brooke Darreff	First	So.
2000	Teresa Andreani	First	So.
	Christina Kowalski	First	Sr.
	Desiree McGhie	Second	So.
1998	Christina Kowalski	Second	So.
1996	Danielle Cavone	Second	Jr.
1994	Cathy Phillips	First	Sr.

## ATLANTIC 10 PLAYER OF THE YEAR

Season	Player	Pos.	Year
2008	Brooke Darreff	C	So.
1995	Danielle Cavone	3B	So.

## ATLANTIC 10 PITCHER OF THE YEAR

Season	Player	Pos.	Year
2013	Taryn Ashway	P	Sr.
1993	Bonnie Gasior	P	Sr.

## ATLANTIC 10 ROOKIE OF THE YEAR

Season	Player	Pos.	Year
2013	Sarah Yoos	2B	Fr.
2009	Monica Aguilar	3B	Fr.

## ATLANTIC 10 COACH OF THE YEAR

Season	Player
2013	Terri Adams

## ATLANTIC 10 SPORTING AWARD

Season	Player	Year
2010	Brooke Darreff	Sr.

## ATLANTIC 10 ALL-CONFERENCE

Season	Player	Team	Pos.	Year
2022	<b>Madison Fife</b>	<b>Second</b>	<b>C</b>	<b>Jr.</b>
	<b>Emily Siler</b>	<b>Second</b>	<b>P</b>	<b>So.</b>

## Sarah Cancila

Year	Second	OF	Fr.	
2021				
2019	Molly Kapala	2B	Jr.	
	Amanda Kulp	OF	Sr.	
2018	Molly Kapala	SS	So.	
	Sarah Ostaszewski	C	So.	
2017	Amanda Kulp	OF	So.	
	Caela Abadie	1B/DP	Fr.	
	Ashley Ventura	P	So.	
2016	Kaylyn Zierke	C	Jr.	
	Brandi Harkness	DP	Sr.	
	Amanda Kulp	OF	Fr.	
2015	Sarah Yoos	2B	Jr.	
2014	Ashley Alden	Second	1B	Jr.
	Melissa Ruf	Second	OF	Jr.
2013	Taryn Ashway	First	P	Sr.
	Dana Parks	First	OF	Sr.
	Sarah Yoos	First	2B	Fr.
	Monica Aguilar	Second	3B	Sr.
2012	Bernadette Moran	First	2B	Sr.
	Erin Gallagher	Second	P	Sr.
	Dana Parks	Second	OF	Jr.
	Lauren Rendon	Second	C	Fr.
2011	Bernadette Moran	First	2B	Jr.
	Dana Parks	First	OF	So.
	Monic Aguilar	Second	3B	Jr.
	Erin Gallagher	Second	P	Jr.
2010	Erin Gallagher	Second	P	So.
	Brooke Darreff	Second	C	Sr.
	Bernadette Moran	HM	2B	So.
2009	Monica Aguilar	First	3B	Fr.
	Brooke Darreff	First	C	Jr.
	Erika Rosenwinkel	Second	OF	Sr.
	Dani Gonzales	Second	P	Sr.
2008	Brooke Darreff	First	C	So.
	Erika Rosenwinkel	First	OF	Jr.
	Dani Gonzales	Second	P	Jr.
2005	Jill Clementi		2B	Jr.
2004	Alicia Cunic		C	Jr.
2003	Lindsey McNamara		OF	Jr.
2002	Teresa Andreani		C	Sr.
2001	Teresa Andreani		C	Sr.
2000	Teresa Andreani		OF	So.
1999	Candace Clark		C	Sr.
	Christina Kowalski		OF	Jr.
1998	Christina Kowalski		UT	So.
1997	Kristen Luciano		OF	Sr.
	Kristi Blair		OF	Jr.
	Danielle Cavone		3B	Sr.
1996	Kristen Luciano		3B	Jr.
1995	Danielle Cavone		3B	So.
	Janielle Hoffman		P	So.
	Kristen Luciano	HM	OF	So.
	Cindy Manigas	HM	2B	So.
	Dana Moyer	HM	C	Jr.
1993	Bonnie Gasior		P	Sr.
	Cathy Phillips		1B	Jr.
	Pam Polacek		3B	Sr.
1992	Bonnie Gasior		P	Jr.
1991	Meghan O'Brien		OF	So.
1990	Bonnie Gasior		1B	Fr.
1987	Linda Buonanno		UT	Sr.

HM - Denotes Honorable Mention

All-Conference First and Second Team distinctions began in 2006.

## ATLANTIC 10 ALL-ROOKIE TEAM

Season	Player	Pos.	Year
2022	<b>Sarah Cancila</b>	<b>OF</b>	<b>Fr.</b>
	<b>Kaelin Cash</b>	<b>1B</b>	<b>Fr.</b>
	<b>Kayla Tauber</b>	<b>2B/OF</b>	<b>Fr.</b>
	<b>Madison Fife</b>	<b>C</b>	<b>So.</b>
2021			
2019	Amanda Herr	P/DP	Fr.
2018	Kirstin Cox	OF	Fr.
2017	Caela Abadie	1B/DP	Fr.



# AWARD WINNERS

2016	Jancarla Herrera	OF	Fr.
	Sarah Ostaszewski	C/DP	Fr.
	Amanda Kulp	OF	Fr.
	Ashley Ventura	P	Fr.
2015	Nikki Alden	Util/P	Fr.
	Madison Clarke	P	Fr.
2014	Niki Carillo	P	Fr.
2013	Sarah Yoos	2B	Fr.
2012	Nicole Palase	SS	Fr.
	Lauren Rendon	C	Fr.
2010	Dana Parks	OF	Fr.
	Deanna Stinner	OF/DP	Fr.
2009	Monica Aguilar	3B	Fr.

ATLANTIC 10 ALL-CHAMPIONSHIP TEAM			
Season	Player	Pos.	Year
2019	Caela Abadie	1B	Jr.
	Sarah Ostaszewski	C	Jr.
2017	Ashley Ventura	P	So.
2016	Brandi Harkness	DP	Sr.
	Amanda Kulp	OF	Fr.
	Cyndi Wilson	1B	Sr.
	Sarah Yoos	SS	Sr.
2014	Ashley Alden	1B	Jr.
	Melissa Ruf	OF	Jr.
2013	Liz Mendez	P	Fr.
	Dana Parks	OF	Sr.
	Sarah Yoos	2B	Fr.
2012	Erin Gallagher	P	Sr.
	Dana Parks	OF	Jr.
2011	Monica Aguilar	3B	Jr.
	Dana Bieniek	SS	Sr.
	Erin Gallagher	P	Jr.
	Alaina Loguidice	1B	Jr.
2010	Erin Gallagher	P	So.
2009	Monica Aguilar	3B	Fr.
	Dana Bieniek	SS	So.
	Dani Gonzales	P	Sr.
	Berrnadette Moran	2B	Fr.
2005	Lauren Hughes	P	So.
2004	Cara Deldeo	SS	Jr.
	Lauren Hughes	P	Fr.
	Dana Travis	P	Sr.
2003	Jill Clementi	2B	Fr.
	Lindsey McNamara	OF	Jr.
	Dana Travis	P	Jr.
2002	Kristin Nau	SS	Sr.
2001	Teresa Andreani	C	Jr.
1999	Candace Clark	C	Sr.
	Christina Kowalski	OF	Jr.
1997	Candace Clark	C	So.
1993	Meghan O'Brien	OF	Sr.

ACADEMIC ALL-DISTRICT			
Season	Player	Team	Year
2019	Taryn Grober	First	Sr.
2005	Cara Deldeo	First	Sr.
2004	Cara Deldeo	First	Jr.
	Megan Richardson	First	Jr.
	Dana Travis	First	Sr.
2003	Brandie Adams	First	Sr.
	Cara Deldeo	First	So.
	Meghan Richardson	First	So.
	Gale Treskot	Second	Sr.
2002	Teresa Andreani	First	Sr.
	Brandie Adams	First	Jr.
	Missy Rhoades	Second	Sr.
2001	Teresa Andreani	First	Jr.
2000	Teresa Andreani	Second	So.
1996	Christa Engleman	Second	Jr.
1994	Cathy Phillips	Second	Sr.
1993	Pam Polacek	First	Sr.
1992	Pam Polacek	First	Jr.
1991	Roxanne Campbell	Second	Sr.
	Pam Polacek	Second	So.
1988	Margaret Froman	First	Sr.

ACADEMIC ALL-AMERICAN			
Season	Player	Team	Year
2005	Cara Deldeo	Second	Sr.
2003	Brandie Adams	Third	Sr.
2002	Teresa Andreani	Second	Sr.
	Brandie Adams	Third	Jr.
2001	Teresa Andreani	Third	So.
1993	Pam Polacek	First	Sr.
1992	Pam Polacek	Second	Jr.
1988	Margaret Froman	Third	Sr.

ATLANTIC 10 ALL-ACADEMIC			
Season	Player	Pos.	Year
2019	Kirstin Cox	OF	So.
	Taryn Grober	3B	Sr.
	Molly Kapala	2B	Jr.
2018	Taryn Grober	3B	Jr.
	Molly Kapala	SS	So.
	Stacey Mayer	2B	So.
2013	Dana Parks	OF	Sr.
2012	Dana Parks	OF	Jr.
2011	Dana Parks	OF	So.
2008	Kelsey Moir	OF	Sr.
2005	Megan Richardson	OF	Sr.
	Cara Deldeo	SS	Sr.
2004	Megan Richardson	OF	Jr.
	Cara Deldeo	SS	Jr.
	Dana Travis	P	Sr.
2003	Brandie Adams	P	Sr.
	Cara Deldeo	SS	So.
2002	Brandie Adams	P	Jr.
	Teresa Andreani	C	Sr.
	Missy Rhoades	1B	Sr.
	Dana Travis	P	So.
2001	Teresa Andreani	C	Jr.
2000	Teresa Andreani	OF	So.
	Megan Brown	OF	So.
1997	Chris Sweeney	P	Jr.
1996	Christa Engleman	P	Jr.
1995	Colleen Fahy	OF	Sr.
	Bridget Smith	P	Sr.
1994	Colleen Fahy	OF	Jr.
	Cathy Phillips	1B	Sr.
	Bridget Smith	P	Jr.
1993	Colleen Fahy	OF	So.
	Meghan O'Brien	OF	Sr.
	Cathy Phillips	1B	Jr.
	Pam Polacek	3B	Sr.
1992	Meghan O'Brien	OF	Jr.
	Cathy Phillips	1B	So.
	Pam Polacek	3B	Jr.
1991	Roxanne Campbell	2B	Sr.
	Pam Polacek	3B	So.
1990	Kelly Binko	3B	Sr.
	Cristin Donnelly	P	Sr.
	Meghan O'Brien	OF	Fr.
	Pam Polacek	3B	Fr.
1989	Kelly Binko	3B	Jr.
1988	Kelly Binko	3B	So.
	Margaret Froman	C	Sr.

PHILADELPHIA INQUIRER ACADEMIC ALL-AREA PERFORMER OF THE YEAR			
Season	Player	Pos.	Year
2013	Dana Parks	OF	Sr.

PHILADELPHIA INQUIRER ACADEMIC ALL-AREA TEAM			
Season	Player	Pos.	Year
2018	Molly Kapala	SS	So.
2013	Dana Parks	OF	Sr.

**Bold** indicates current player



# YEAR-BY-YEAR PITCHING LEADERS



YEAR	ERA	WINS	INNINGS PITCHED	STRIKE OUTS
1983	Karen Hayde . . . . . 0.73	Karen Hayde . . . . . 6	Karen Hayde . . . . . 47.1	Karen Hayde . . . . . 30
1984	Not Available . . . . . --	Sandy Rodio . . . . . 3	Sandy Rodio . . . . . 68.0	Sandy Rodio . . . . . 4
1985	Karen Hayde . . . . . 2.48	Karen Hayde/Ann Pflieger . . . . . 2	Karen Hayde . . . . . 36.2	Karen Hayde . . . . . 9
1986	Dawn Mycock . . . . . 1.17	Dawn Mycock . . . . . 7	Dawn Mycock . . . . . 90.0	Dawn Mycock . . . . . 30
1987	Dawn Mycock . . . . . 1.29	Dawn Mycock . . . . . 6	Dawn Mycock . . . . . 92.0	Dawn Mycock . . . . . 41
1988	Dawn Mycock . . . . . 1.59	Dawn Mycock . . . . . 12	Dawn Mycock . . . . . 145.2	Dawn Mycock . . . . . 80
1989	Dawn Mycock . . . . . 2.08	Dawn Mycock . . . . . 4	Dawn Mycock . . . . . 80.2	Dawn Mycock . . . . . 19
1990	Danielle Merighi . . . . . 1.63	Bonnie Gasior . . . . . 6	Bonnie Gasior . . . . . 109.1	Bonnie Gasior . . . . . 81
1991	Bonnie Gasior . . . . . 1.84	Bonnie Gasior . . . . . 11	Bonnie Gasior . . . . . 133.0	Bonnie Gasior . . . . . 86
1992	Bonnie Gasior . . . . . 0.70	Bonnie Gasior . . . . . 12	Bonnie Gasior . . . . . 119.2	Bonnie Gasior . . . . . 108
1993	Bonnie Gasior . . . . . 1.97	Bonnie Gasior/Donna Hensor . . . . . 14	Bonnie Gasior . . . . . 141.2	Bonnie Gasior . . . . . 94
1994	Carrie McCarthy . . . . . 1.50	Bridget Smith . . . . . 8	Carrie McCarthy . . . . . 88.2	Carrie McCarthy . . . . . 65
1995	Janielle Hoffman . . . . . 1.24	Janielle Hoffman . . . . . 16	Janielle Hoffman . . . . . 146.1	Janielle Hoffman . . . . . 41
1996	Janielle Hoffman . . . . . 1.45	Janielle Hoffman . . . . . 15	Janielle Hoffman . . . . . 125.2	Janielle Hoffman . . . . . 70
1997	Christina Kowalski . . . . . 1.28	Janielle Hoffman . . . . . 19	Janielle Hoffman . . . . . 155.2	Janielle Hoffman . . . . . 64
1998	Susan Dugan . . . . . 1.58	Susan Dugan . . . . . 15	Christina Kowalski . . . . . 158.1	Susan Dugan . . . . . 123
1999	Christina Kowalski . . . . . 1.80	Christina Kowalski . . . . . 19	Christina Kowalski . . . . . 194.1	Christina Kowalski . . . . . 104
2000	Christina Kowalski . . . . . 1.74	Christina Kowalski . . . . . 17	Christina Kowalski . . . . . 148.2	Christina Kowalski . . . . . 107
2001	Brandie Adams . . . . . 1.53	Dana Travis . . . . . 13	Dana Travis . . . . . 135.0	Dana Travis . . . . . 82
2002	Dana Travis . . . . . 1.45	Dana Travis . . . . . 19	Dana Travis . . . . . 174.0	Dana Travis . . . . . 179
2003	Dana Travis . . . . . 1.93	Dana Travis . . . . . 12	Dana Travis . . . . . 130.1	Dana Travis . . . . . 122
2004	Dana Travis . . . . . 2.18	Dana Travis . . . . . 16	Dana Travis . . . . . 180.0	Dana Travis . . . . . 132
2005	Lauren Cognigni . . . . . 2.29	Lauren Cognigni . . . . . 13	Lauren Cognigni . . . . . 162.0	Lauren Cognigni . . . . . 128
2006	Lauren Cognigni . . . . . 2.96	Lauren Cognigni . . . . . 9	Lauren Cognigni . . . . . 184.1	Lauren Cognigni . . . . . 186
2007	Lauren Cognigni . . . . . 3.52	Lauren Cognigni . . . . . 7	Lauren Cognigni . . . . . 135.1	Lauren Cognigni . . . . . 113
2008	Dani Gonzales . . . . . 1.64	Dani Gonzales . . . . . 12	Dani Gonzales . . . . . 153.1	Dani Gonzales . . . . . 144
2009	Dani Gonzales . . . . . 2.87	Dani Gonzales . . . . . 16	Dani Gonzales . . . . . 175.1	Dani Gonzales . . . . . 136
2010	Erin Gallagher . . . . . 1.45	Erin Gallagher . . . . . 24	Erin Gallagher . . . . . 236.0	Erin Gallagher . . . . . 242
2011	Erin Gallagher . . . . . 1.60	Erin Gallagher . . . . . 22	Erin Gallagher . . . . . 214.2	Erin Gallagher . . . . . 215
2012	Erin Gallagher . . . . . 1.80	Erin Gallagher . . . . . 12	Erin Gallagher . . . . . 175.1	Taryn Ashway . . . . . 115
2013	Taryn Ashway . . . . . 1.88	Taryn Ashway . . . . . 26	Taryn Ashway . . . . . 204.2	Taryn Ashway . . . . . 181
2014	Niki Carillo . . . . . 2.98	Liz Mendez . . . . . 8	Liz Mendez . . . . . 109.0	Liz Mendez . . . . . 86
2015	Madison Clarke . . . . . 3.78	Madison Clarke . . . . . 17	Madison Clarke . . . . . 135.1	Madison Clarke . . . . . 64
2016	Anna Lauterbach . . . . . 2.02	Ashley Ventura . . . . . 14	Ashley Ventura . . . . . 154.1	Ashley Ventura . . . . . 121
2017	Ashley Ventura . . . . . 2.03	Ashley Ventura . . . . . 15	Ashley Ventura . . . . . 197.0	Ashley Ventura . . . . . 134
2018	Chelsea Evans . . . . . 2.91	Ashley Ventura . . . . . 13	Ashley Ventura . . . . . 177.0	Ashley Ventura . . . . . 108
2019	Ashley Ventura . . . . . 3.40	Ashley Ventura . . . . . 15	Ashley Ventura . . . . . 177.0	Ashley Ventura . . . . . 81
2020	Saige Stutz . . . . . 3.58	Saige Stutz . . . . . 2	Amanda Herr . . . . . 30.2	Amanda Herr . . . . . 21
2021	Amanda Herr . . . . . 3.51	Amanda Herr . . . . . 11	Saige Stutz . . . . . 90.0	Saige Stutz . . . . . 60
2022	Amanda Herr . . . . . 2.70	Emily Siler . . . . . 13	Emily Siler . . . . . 141.2	Emily Siler . . . . . 88

## SAINT JOSEPH'S NO HITTERS

### Lauren Cognigni

- March 19, 2005 vs. Lafayette (W, 9-0) \*
- March 5, 2007 vs. Robert Morris (W, 7-0)
- April 20, 2007 vs. Rhode Island (W, 2-1)

### Christa Engleman

- April 27, 1994 vs. Lafayette (W, 8-0)

### Chelsea Evans

- April 26, 2018 vs. La Salle (W, 7-0)

### Erin Gallagher

- March 17, 2010 at Penn (W, 1-0)
- April 2, 2011 at George Washington (W, 1-0)

### Bonnie Gasior

- April 18, 1990 vs. Temple (W, 1-0)

### Christina Kowalski

- April 3, 1999 vs. Rhode Island (W, 3-0) \*

### Carrie McCarthy

- March 26, 1994 vs. Mount St. Mary's (W, 10-0)

### Liz Mendez

- April 19, 2014 vs. George Washington (W, 11-0)

### Ashley Ventura

- April 27, 2017 at La Salle (W, 9-0)

\* Denotes Perfect Game

## SAINT JOSEPH'S ATHLETICS HALL OF FAMERS

### Debbie Black '88 (Inducted 2000)

Earned 12 letters as a three-sport athlete...our-year starter, sharing time at third base, short-stop and outfield...All-time assist and steals leader for women's basketball.

### Renie Dunne Shields '82 (Inducted 2001)

Starting centerfielder...Three-time Big 5 honoree...Top runner on cross country team.

### Bonnie Gasior '93 (Inducted 2003)

1993 Atlantic 10 Pitcher of the Year...Held career record for strikeouts for nine years.

### Dawn Mycock Katz '89 (Inducted 1999)

Finished career at SJU as the record holder for games pitched, completed games, innings pitched, wins, strikeouts, shutouts and saves.

### Cathy Schino Phillips '94 (Inducted 2005)

Set over 14 school records...Led SJU to four straight 20-plus win seasons, including the program's first postseason berth in 1993...All-Region First Team selection in 1993.

### Christina Kowalski '00 (Inducted 2010)

Set program records for hits, home runs, RBI, wins and strike...threw the first perfect game in SJU history...a two-time Atlantic 10 All-Conference selection and a two-time All-Mid-Atlantic Region honoree.

### Teresa Andreani '02 (Inducted 2022)

Graduated third in program history in hits, fourth in doubles, and runs, and fifth in RBI...Three-time A-10 All-Conference...Two-time Academic All-American, three-time Academic All-District...2001 A-10 Softball Student-Athlete of the Year.



Christina Kowalski



# PITCHING RECORDS



## Wins

Season	Wins
1. Taryn Ashway (2013)	26
2. Erin Gallagher (2010)	24
3. Erin Gallagher (2011)	22
4. Janielle Hoffman (1997)	19
Christina Kowalski (1999)	19
Dana Travis (2002)	19

Career	Wins
1. Erin Gallagher (2009-12)	66
2. Christina Kowalski (1997-00)	62
3. Dana Travis (2001-04)	60
4. Ashley Ventura (2016-19)	57
5. Janielle Hoffman (1994-97)	54

## Losses

Season	Losses
1. Lauren Cognigni (2006)	17
2. Erin Gallagher (2012)	15
Ashley Ventura (2018)	15
4. Taryn Ashway (2012)	14
5. Bonnie Gasior (1990)	13
Lauren Hughes (2006)	13
Dani Gonzales (2009)	13
Ashley Ventura (2017)	13
<b>Emily Siller (2022)</b>	<b>13</b>

Career	Losses
1. Ashley Ventura (2016-19)	54
2. Lauren Cognigni (2005-08)	52
3. Dani Gonzales (2006-09)	41
4. Lauren Hughes (2004-07)	40
5. Dawn Mycock (1986-89)	37
Erin Gallghaer (2009-12)	37

## Saves

Season	Saves
1. Anna Lauterbach (2016)	8
2. Taryn Ashway (2010)	4
Liz Mendez (2013)	4
4. Janielle Hoffman (1996)	3
Janielle Hoffman (1997)	3
Taryn Ashway (2013)	3
Emily Rogers (2014)	3
Ashley Ventura (2017)	3

Career	Saves
1. Taryn Ashway (2010-13)	10
Anna Lauterbach (2013-16)	10
3. Janielle Hoffman (1994-97)	7
4. Dana Travis (2001-04)	5
Ashley Ventura (2016-19)	5
5. Stephanie Condi (1994-95)	4
Liz Mendez (2013-14)	4

**Bold** indicates current player

## Appearances

Season	Appearances
1. Erin Gallagher (2010)	44
2. Erin Gallagher (2011)	41
Taryn Ashway (2013)	41
4. Lauren Cognigni (2006)	36
Ashley Ventura (2017)	36

Career	Appearances
1. Erin Gallagher (2009-12)	141
2. Ashley Ventura (2016-19)	140
3. Taryn Ashway (2010-13)	131
4. Lauren Cognigni (2005-08)	114
5. Dana Travis (2001-04)	108

## Starts

Season	Starts
1. Erin Gallagher (2010)	34
2. Erin Gallagher (2011)	32
3. Ashley Ventura (2019)	31
4. Christina Kowalski (1999)	30
Dani Gonzales (2009)	30

Career	Starts
1. Ashley Ventura (2016-19)	113
2. Erin Gallagher (2009-12)	107
2. Christina Kowalski (1997-00)	98
3. Lauren Cognigni (2005-08)	97
4. Dana Travis (2001-04)	88

## Shutouts

Season	Shutouts
1. Bonnie Gasior (1993)	9
Dana Travis (2002, 04)	9
4. Susan Dugan (1998)	7
Bonnie Gasior (1992)	7
Christina Kowalski (1998)	7
Christina Kowalski (2000)	7
Dani Gonzales (2009)	7
Erin Gallagher (2011)	7

Career	Shutouts
1. Dana Travis (2001-04)	26
2. Christina Kowalski (1997-00)	25
3. Bonnie Gasior (1990-93)	21
4. Erin Gallagher (2009-12)	19
5. Janielle Hoffman (1994-97)	14

## Complete Games

Season	Complete Games
1. Christina Kowalski (1999)	28
2. Dana Travis (2004)	27
3. Ashley Ventura (2018)	26
4. Christina Kowalski (1998)	23
5. Janielle Hoffman (1995)	22
Dana Travis (2002)	22

Career	Complete Games
1. Christina Kowalski (1997-00)	88
2. Dana Travis (2001-04)	81
3. Ashley Ventura (2016-19)	74
3. Janielle Hoffman (1994-97)	67
4. Bonnie Gasior (1990-93)	63
5. Dawn Mycock (1986-89)	57

## Innings Pitched

Season	Innings Pitched
1. Erin Gallagher (2010)	236.0
2. Erin Gallagher (2011)	214.2
3. Taryn Ashway (2013)	204.2
4. Ashley Ventura (2017)	197.0
5. Christina Kowalski (1998)	194.1

Career	Innings Pitched
1. Erin Gallagher (2009-12)	706.2
2. Ashley Ventura (2016-19)	705.1
3. Christina Kowalski (1997-00)	643.2
4. Dana Travis (2001-04)	619.1
5. Lauren Cognigni (2005-08)	595.0

## ERA

Season	ERA
1. Bonnie Gasior (1992)	0.70
2. Karen Hayde (1983)	0.73
3. Dawn Mycock (1986)	1.17
4. Janielle Hoffman (1995)	1.24
5. Dana Travis (2002)	1.25
Christina Kowalski (1997)	1.28

Career	ERA
1. Karen Hayde (1983, 85)	0.73
2. Bonnie Gasior (1990-93)	1.53
Dawn Mycock (1986-89)	1.53
4. Carrie McCarthy (1994-97)	1.60
5. Christina Kowalski (1997-00)	1.62

## Strikeouts

Season	Strikeouts
1. Erin Gallagher (2010)	242
2. Erin Gallagher (2011)	215
3. Lauren Cognigni (2006)	186
4. Taryn Ashway (2013)	181
5. Dana Travis (2002)	179

Career	Strikeouts
1. Erin Gallagher (2009-12)	632
2. Lauren Cognigni (2005-08)	534
3. Dana Travis (2001-04)	515
4. Ashley Ventura (2016-19)	444
5. Taryn Ashway (2010-13)	435

## Walks

Season	Walks
1. Erin Gallagher (2011)	83
2. Erin Gallagher (2010)	80
3. Ashley Ventura (2017)	68
4. Ashley Ventura (2019)	66
5. Lauren Cognigni (2006)	63

Career	Walks
1. Erin Gallagher (2009-12)	275
2. Ashley Ventura (2016-19)	222
3. Christina Kowalski (1997-00)	208
4. Dana Travis (2001-05)	168
Lauren Cognigni (2005-08)	168



# YEAR-BY-YEAR BATTING RECORDS

YEAR	AVERAGE	
1983	Sharon Crabill	.441
1984	Betty Brennan	.353
1985	Linda Buonanno	.349
1986	Sharon Crabill	.378
1987	Linda Buonanno	.451
1988	Meghan Brogan	.337
1989	Robin Shaw	.294
1990	Kelly Binko	.286
1991	Cathy Phillips	.357
1992	Pam Polacek	.350
1993	Heather Sterner	.357
1994	Trish Treskot	.392
1995	Danielle Cavone	.423
1996	Janielle Hoffman	.431
1997	Kristen Luciano	.409
1998	Christina Kowalski	.352
1999	Christina Kowalski	.353
2000	Christina Kowalski	.432
2001	Heather Chapman	.319
2002	Megan Richardson	.339
2003	Cara Deldeo	.338
2004	Alicia Cunic	.333
2005	Megan Richardson	.301
2006	Kelsey Moir	.318
2007	Dani Gonzales	.301
2008	Brooke Darreff	.461
2009	Monica Aguilar	.378
2010	Bernadette Moran	.319
2011	Dana Parks	.435
2012	Bernadette Moran	.336
2013	Dana Parks	.385
2014	Melissa Ruf	.363
2015	Ashley Alden	.390
2016	Amanda Kulp	.364
2017	Amanda Kulp	.357
2018	Molly Kapala	.350
2019	Sarah Ostaszewski	.351
2020	Jancarla Herrera	.359
2021	Kristin Cox	.426
2022	Jordan Hinkle	.344

YEAR	TRIPLES	
1983	Barbara Black/Sharon Crabill	2
1984	Helen McBride	2
1985	Barbara Black	2
1986	Sharon Crabill	4
1987	Linda Buonanno	3
1988	Four tied with	2
1989	Lori Lubieski	5
1990	Mary Jo Ely/Meghan O'Brien	2
1991	Meghan O'Brien/Teresa McLvaine	3
1992	Mary Beth Saggiomo	5
1993	Cathy Phillips	5
1994	Trish Treskot/Cathy Phillips	7
1995	Dana Moyer/Cindy Maningas	6
1996	Cindy Maningas	7
1997	Danielle Cavone	4
1998	Christina Kowalski	4
1999	Three tied with	3
2000	Teresa Andreani	4
2001	Heather Chapman	3
2002	Missy Rhoades	4
2003	Cara Deldeo	2
2004	Four tied with	1
2005	Four tied with	1
2006	Carly Kinkler	5
2007	Erika Rosenwinkel	3
2008	Erika Rosenwinkel	2
2009	Monica Aguilar/Erika Rosenwinkel	2
2010	Laura Cardone	2
2011	Four tied with	1
2012	Bernadette Moran	4
2013	Nicole Palase	4
2014	Nicole Palase	4
2015	Nicole Palase	2
2016	Brandi Harkness	1
2017	Sarah Ostaszewski	2
2018	Amanda Kulp	3
2019	Amanda Kulp	4
2020	N/A	0
2021	Molly Kapala	4
2022	Kayla Tauber	2

RUNS	
Barbara Black	13
Helen McBride	9
Linda Buonanno	11
Sharon Crabill	16
Nina McElroy	17
Maggie Froman/Nina McElroy	22
Lori Lubieski	18
Meghan O'Brien	15
Meghan O'Brien	28
Meghan O'Brien	28
Cathy Phillips	31
Cathy Phillips/Heather Sterner	27
Danielle Cavone	44
Kristen Luciano	44
Christina Kowalski	41
Christina Kowalski	33
Christina Kowalski	39
Desiree McGhie	38
Heather Chapman	21
Cara Deldeo	38
McNamara	28
Cara Deldeo	26
Jill Clementi/Megan Richardson	23
Kelsey Moir	24
Dani Gonzales	20
Erika Rosenwinkel/Dana Bieniek	32
Monica Aguilar	36
Bernadette Moran	23
Dana Parks	39
Dana Parks	29
Dana Parks	32
Ashley Alden	29
Sarah Yoos	37
Sarah Yoos	34
Amanda Kulp	31
Molly Kapala	33
Amanda Kulp/Sarah Ostaszewski	40
Kirstin Cox	5
Sarah Ostaszewski	44
Kayla Tauber	30

HOME RUNS	
JoAnn Matusz	2
None	--
Barbara Black	2
Sharon Crabill	5
Linda Buonanno	3
Nina McElroy/Cathy Staunton	2
Lori Lubieski	1
Nina McElroy	1
Three tied with	1
Mary Beth Saggiomo	2
Dana Moyer	2
Cathy Phillips	2
Danielle Cavone	7
Danielle Cavone	5
Danielle Cavone/Christina Kowalski	9
Christina Kowalski	10
Christina Kowalski	6
Christina Kowalski	9
Lindsey McNamara/Missy Rhoades	3
Lindsey McNamara	8
Alicia Cunic	6
Alicia Cunic	6
Cara Deldeo	6
Sarah Falk	5
Dani Gonzales	3
Erika Rosenwinkel	3
Erika Rosenwinkel	8
Brooke Darreff	9
Monica Aguilar	7
Lauren Rendon	8
Rochelle Christman	6
Ashley Alden	6
Ashley Alden	10
Sarah Yoos	13
Caela Abadie	7
Caela Abadie	7
Caela Abadie/Molly Kapala	6
Abadie/Herr/Kapala/ Notarianni	1
Caela Abadie	14
Madison Fife	7

HITS	
Sharon Crabill	15
Betty Brennan	12
Linda Buonanno	12
Sharon Crabill	28
Linda Buonanno	32
Maggie Froman	35
Lori Lubieski	33
Pam Polacek	31
Meghan O'Brien	42
Pam Polacek	43
Cathy Phillips	50
Trish Treskot	51
Danielle Cavone	66
Kristen Luciano	63
Kristen Luciano	65
Christina Kowalski	58
Christina Kowalski	66
Christina Kowalski	63
Teresa Andreani	46
Teresa Andreani/Cara Deldeo	50
Cara Deldeo	47
Cara Deldeo/Megan Richardson	39
Megan Richardson	46
Kelsey Moir	48
Erika Rosenwinkel	30
Brooke Darreff	53
Monica Aguilar	51
Bernadette Moran	46
Dana Parks	67
Bernadette Moran	51
Dana Parks	65
Ashley Alden	29
Sarah Yoos	37
Sarah Yoos	53
Amanda Kulp	56
Molly Kapala	56
Sarah Ostaszewski	60
Jancarla Herrera	14
Kristin Cox	58
Jordan Hinkle	56

RBI	
Sharon Crabill	13
Rose Gleason	4
Barbara Black	14
Sharon Crabill	14
Linda Buonanno	15
Meghan Brogan	17
Lori Lubieski	10
Mary Beth Saggiomo	11
Cathy Phillips	18
Mary Beth Saggiomo	29
Cathy Phillips	30
Cathy Phillips	45
Danielle Cavone	52
Danielle Cavone	35
Christina Kowalski	46
Christina Kowalski	45
Christina Kowalski	30
Christina Kowalski	46
Lindsey McNamara/Missy Rhoades	21
Alicia Cunic	37
Alicia Cunic	29
Lindsey McNamara	24
Jill Clementi	24
Sarah Falk	24
Brooke Darreff	17
Brooke Darreff	33
Erika Rosenwinkel	35
Brooke Darreff	31
Monica Aguilar	42
Lauren Rendon	35
Nicole Palase/Sarah Yoos	33
Ashley Alden	23
Ashley Alden	36
Sarah Yoos	45
Caela Abadie	29
Caela Abadie	32
Molly Kapala	48
Caela Abadie/Molly Kapala	6
Caela Abadie	56
Madison Fife	29

DOUBLES	
Sharon Crabill	3
Sharon Crabill	2
Barbara Black/Sharon Crabill	2
Sheila McDonald	4
Linda Buonanno/Nina McElroy	2
Meghan Brogan	6
Mary Beth Saggiomo	9
Meghan O'Brien	5
Cathy Phillips	9
Mary Beth Saggiomo	7
Cathy Phillips	13
Dana Moyer/Sue Olshefski	11
Danielle Cavone/Kristen Luciano	13
Danielle Cavone/Kristen Luciano	16
Kristen Luciano	18
Christina Kowalski	10
Christina Kowalski	12
Teresa Andreani	12
Teresa Andreani	10
Cara Deldeo	14
Alicia Cunic	12
Three tied with	7
Alicia Cunic	10
Kelsey Moir	10
Erika Rosenwinkel	6
Erika Rosenwinkel	19
Monica Aguilar	12
Bernadette Moran/Brooke Darreff	9
Monica Aguilar	11
Bernadette Moran	11
Brandi Harkness/Nicole Palase	10
Melissa Ruf	10
Brandi Harkness	14
Sarah Yoos/Kaylyn Zierke	13
Taryn Grober	12
Molly Kapala	12
Sarah Ostaszewski	19
Sarah Ostaszewski	4
Sarah Ostaszewski	14
Kaelin Cash/Madison Fife	8

STOLEN BASES	
Sharon Crabill	6
Sharon Crabill	7
Linda Buonanno	5
Kris DiVerniero	13
Kris DiVerniero	11
Nina McElroy	16
Lori Lubieski	11
Meghan O'Brien	10
Meghan O'Brien	8
Meghan O'Brien	9
Colleen Fahy	11
Colleen Fahy	2
Cindy Maningas	3
Cindy Maningas	6
Christina Kowalski/Cindy Mannigas	4
Leslie Haney	5
Heather Chapman	6
None	--
Three tied with	1
Megan Richardson	13
Megan Richardson	8
Cara Deldeo	7
Katie McCann	7
Kelsey Moir	10
Erika Rosenwinkel/Beka Shumock	8
Dana Bieniek	8
Laura Cardone	12
Dana Parks	10
Dana Parks	20
Maria Ficca	12
Dana parks	25
Isabella Picard/Maria Ficca	11
Isabella Picard	10
Amanda Kulp	20
Amanda Kulp	31
Amanda Kulp	13
Amanda Kulp	18
Kirstin Cox	3
Kristin Cox	18
Jordan Hinkle	22



# BATTING RECORDS

## At Bats

Season	
1. Christina Kowalski (1999)	187
2. Christina Kowalski (1997)	178
3. Amanda Kulp (2018)	177
4. Kristi Blair (1998)	172
5. Dana Parks (2012)	171
Sarah Ostaszewski (2019)	171

Career	
1. Sarah Ostaszewski (2017-21)	688
2. Christina Kowalski (1997-00)	671
3. Molly Kapala (2017-21)	639
4. Dana Parks (2010-13)	637
5. Teresa Andreani (1999-02)	602

## Runs

Season	
1. Kristen Luciano (1996)	45
2. Danielle Cavone (1995)	44
3. Danielle Cavone (1996)	42
4. Christina Kowalski (1997)	41
Kristen Luciano (1995)	41

Career	
1. Kristen Luciano (1994-97)	144
2. Christina Kowalski (1997-00)	142
3. Amand Kulp (2016-19)	133
Molly Kapala (2017-21)	133
5. Dana Parks (2010-13)	121

## Hits

Season	
1. Dana Parks (2011)	67
2. Christina Kowalski (1997)	66
Christina Kowalski (1999)	66
Danielle Cavone (1995)	66
5. Kristen Luciano (1997)	65
Dana Parks (2013)	65

Career	
1. Christina Kowalski (1997-00)	253
2. Dana Parks (2010-13)	231
3. Kristen Luciano (1994-97)	224
4. Molly Kapala (2017-21)	198
5. Amanda Kulp (2016-19)	197

## Doubles

Season	
1. Erika Rosenwinkel (2008)	19
Sarah Ostaszewski (2019)	19
3. Danielle Cavone (1996)	17
4. Danielle Cavone (1996)	17
Christina Kowalski (1997)	17

Career	
1. Sarah Ostaszewski (2017-21)	53
2. Kristen Luciano (1994-97)	50
3. Christina Kowalski (1997-00)	49
4. Danielle Cavone (1995-97)	45
5. Molly Kapala (2017-21)	44

## Triples

Season	
1. Cindy Maningas (1996)	7
Trish Treskot (1994)	7
Cathy Phillips (1994)	7
4. Cindy Maningas (1995)	6
Dana Moyer (1995)	6
Christina Kowalski (1999)	6

Career	
1. Cathy Phillips (1991-94)	16
2. Nicole Palase (2012-15)	13
Cindy Maningas (1995-97)	13
Dana Moyer (1993-96)	13
Nicole Palase (2012-15)	13

## Home Runs

Season	
1. Caela Abadie (2021)	14
2. Sarah Yoos (2016)	13
3. Ashley Alden (2015)	10
Christina Kowalski (1998)	10
Cyndi Wilson (2016)	10

Career	
1. Caela Abadie (2017-21)	35
2. Christina Kowalski (1997-00)	34
3. Alicia Cunic (2002-2005)	23
4. Danielle Cavone (1995-97)	21
Lindsey McNamara (2001-04)	21
Molly Kapala (2017-21)	21

## Runs Batted In

Season	
1. Danielle Cavone (1995)	52
2. Christina Kowalski (1997)	46
Christina Kowalski (2000)	46
4. Cathy Phillips (1994)	45
Danielle Cavone (1997)	45
Christina Kowalski (1998)	45
Sarah Yoos (2016)	45

Career	
1. Christina Kowalski (1997-00)	173
2. Caela Abadie (2017-21)	160
3. Molly Kapala (2017-21)	150
4. Danielle Cavone (1995-97)	132
5. Sarah Ostaszewski (2017-21)	128

## Batting Average

Season (2.5 AB per game)	
1. Brooke Darreff (2008)	.461
2. Linda Buonanno (1987)	.451
3. Dana Parks (2011)	.435
4. Christina Kowalski (2000)	.432
5. Danielle Cavone (1995)	.423

Career (3.0 AB per game)	
1. Danielle Cavone (1995-97)	.410
2. Christina Kowalski (1997-00)	.374
3. Kristen Luciano (1994-97)	.373
4. Dana Parks (2010-13)	.363
5. Linda Buonanno (1985-87)	.349

## Walks

Season	
1. Danielle Cavone (1997)	47
2. Danielle Cavone (1995)	34
3. Sarah Yoos (2015)	32
Monica Aguilar (2011)	32
5. Madison Fife (2022)	31

Career	
1. Danielle Cavone (1995-86)	109
2. Monica Aguilar (2009-13)	94
3. Sarah Yoos (2013-16)	87
4. Rochelle Christman (2010-13)	71
5. Christina Kowalski (1997-00)	70
Sarah Ostaszewski (2017-21)	70

## Sacrifice Hits

Season	
1. Kristin Nau (2000)	22
2. Nicki Shaner (1999)	17
3. Kristin Nau (2002)	16
4. Melissa Ruf (2012)	14
5. Heather Sterner (1996)	13
Kelsey Moir (2008)	13
Laura Cardone (2011)	13

Career	
1. Kristin Nau (1999-02)	60
2. Heather Sterner (1993-96)	38
3. Nicki Shaner (1998-99)	28
4. Kristen Luciano (1994-97)	22
5. Kris DiVerniero (1985-87)	21

## Stolen Bases

Season	
1. Amanda Kulp (2017)	31
2. Dana Parks (2013)	25
3. Jordan Hinkle (2022)	22
4. Dana Parks (2011)	20
Amanda Kulp (2016)	20

Career	
1. Amand Kulp (2016-19)	77
2. Dana Parks (2010-13)	60
3. Kirstin Cox (2018-21)	45
4. Nina McElroy (1987-90)	40
5. Laura Cardone (2008-11)	33

## Games

Season	
1. Heather Chapman (1999)	62
Christina Kowalski (1999)	62
3. Nicki Shaner (1999)	61
4. Candace Clark (1999)	58
5. Kristin Nau (1999)	57

Career	
1. Christina Kowalski (1997-00)	217
2. Sarah Ostaszewski (2017-21)	215
3. Molly Kapala (2017-21)	211
4. Candace Clark (1996-99)	207
5. Kristin Nau (1999-02)	200

**Bold** indicates current player



# ALL-TIME ROSTER

**A**

Caela Abadie.....	2017-21
Brandie Adams.....	2000-03
Hannah Adams.....	2009
Monica Aguilar.....	2009-13
Ashley Alden.....	2014-15
Nikki Alden.....	2015
Teresa Andreani.....	1999-02
Taryn Ashway.....	2010-13

**B**

<b>Payton Baxter.....</b>	<b>2021 -Present</b>
<b>Nicole Bondoc.....</b>	<b>2021-Present</b>
Christine Bednar.....	2009-12
Coleen Beighley.....	1993
Robin Berry.....	2002-05
Dana Bieniek.....	2008-09; 11
Kelly Binko.....	1987-90
Barbara Black.....	1983-86
Debbie Black.....	1985-88
Jillian Black.....	2009
Kristi Blair.....	1997-98
Cori Bower.....	2007-08
Lauren Boyce.....	2010
Eileen Brady.....	1991-93
Heather Brazabon.....	2009
Betty Brennan.....	1983-84
Marianne Brennan.....	1983
Meghan Brogan.....	1986-89
Megan Brown.....	1999-02
Madeline Brunck.....	2014-17
Lynn Brunner.....	1986
Linda Buonanno.....	1985-87
Alexis Bush.....	2014-17

**C**

Roxanne Campbell.....	1989, 91
<b>Sarah Cancila.....</b>	<b>2022-Present</b>
Joanne Cardie.....	1984
Laura Cardone.....	2008-11
Niki Carillo.....	2014-17
Sandra Carroll.....	2001-02
<b>Kaelin Cash.....</b>	<b>2022-Present</b>
Danielle Cavone.....	1995-97
Stephanie Chaiser.....	2014-15
Heather Chapman.....	1998-01
Rochelle Christman.....	2010-13
Candace Clark.....	1996-99
Ellen Clark.....	1984
Madison Clarke.....	2015-18
Jill Clementi.....	2003-06
Lauren Cognigni.....	2005-08
Stephanie Condi.....	1994-95
Niki Cooper.....	1992
Sara Coughlin.....	1993
Kirstin Cox.....	2018-21
Sharon Crabill.....	1983-86
Tish Cruice.....	1987-89
Alicia Cunic.....	2002-05
Annabell Cunningham.....	2010-13

**D**

Juliette D'Ambrosio.....	2010-13
Brooke Darreff.....	2007-10
Danielle Davaro.....	1997-98
Carli Davy.....	2021
Maria DeFelice.....	1986-89
Cara Deldeo.....	2002-05
Chris DeVoto.....	1990-91
Hannah Dionne.....	2013-16
Gina DiPietro.....	1989-90
Kris DiVerniero.....	1985-87
Alex Dominici.....	2014-17
Kaitlin Donahue.....	2004
Cristin Donnelly.....	1988-90
Kristin Doris.....	1998-01
Jill Dorsam.....	2002
Susan Dugan.....	1998-99

**E**

Morgan Earling.....	2011-14
Mary Jo Ely.....	1989-92
Christa Engleman.....	1994-97
Chelsea Evans.....	2018-20

**F**

Colleen Fahy.....	1992-95
Holly Fagan.....	2006-08
Kate Falasca.....	2006-07
Sarah Falk.....	2006-09
Lisa Fasano.....	1991-92
Alexia Faulkner.....	2014-15
Maria Ficca.....	2011-14
<b>Madison Fife.....</b>	<b>2020-Present</b>
Jessica Flear.....	2003
Melanie Foy.....	1993
Maggie Froman.....	1985-88

**G**

Erin Gallagher.....	2009-12
Jeanne Gallagher.....	1985-86
Bonnie Gasior.....	1990-93
<b>Jessica Gaughan.....</b>	<b>2020-Present</b>
Jackie Gheraldi.....	2013-16
Rosemary Gleason.....	1983-85
Raelynn Genovese.....	2016-19
Dani Gonzales.....	2006-09
Christina Gonzalez.....	2013
Leanne Greenwood.....	1985
Taryn Grober.....	2016-19

**H**

Maureen Hackett.....	1984
Michele Hampton.....	1986
Leslie Haney.....	1998
Brandi Harkness.....	2013-16
Karen Hayde.....	1983, 85
Annabella Hawkins.....	2021
Tracey Hausmann.....	1996
Diane Henesey.....	1984
Donna Hensor.....	1991-93
Amanda Herr.....	2019-22
Jancarla Herrera.....	2017-20
Ashley Hession.....	2017-20
Amy Hill.....	1990-91
Cherie Hill.....	1989-90
Jordan Hinkle.....	2019-22
Janielle Hoffman.....	1994-97
Lauren Hughes.....	2004-07

**I**

Alison Irwin.....	1990-92
-------------------	---------

**K**

Michelle Kafer.....	1993-96
Molly Kapala.....	2017-21
Cara Keller.....	1988
Megan Kennedy.....	1994-97
Carly Kinkler.....	2005-08
Taylor Korpita.....	2008-11
Kerrie Kortmann.....	2013-16
Christina Kowalski.....	1997-00
Shannon Kramer.....	2011-12
Denise Krzywicki.....	1984
Amanda Kulp.....	2016-19

**L**

Christa Lane Hooper.....	2004-07
Anna Lauterbach.....	2013-16
<b>Erica Lawrence.....</b>	<b>2020-Present</b>
Meghan Leaver.....	2003-04
Sue Lebow.....	2006-09
Carrie Lloyd.....	1992-95
Alaina Loguidice.....	2009-12
Maureen Lowry.....	1984
Lori Lubieski.....	1989
Kristen Luciano.....	1994-97

**M**

Mackenzie Macchiarulo.....	2018-19
<b>Hailey Malito.....</b>	<b>2022-Present</b>
Michele Mallozzi.....	1988-90
Cindy Maningas.....	1995-96
Taylor Marinelli.....	2018-22
Debbie Master.....	1983, 85
JoAnn Matusz.....	1983
Stacey Mayer.....	2016-19
Helen McBride.....	1983-86
Jennifer McCaffrey.....	1997
Reenie McCaig.....	1986
Katie McCann.....	2003-05
Carrie McCarthy.....	1994-97
Sheila McDonald.....	1986-87
Nina McElroy.....	1987-90
Taylor McGorry.....	2012
Desiree McGhie.....	1999-03
Allison McGrann.....	1996-97
Teresa McIlvaine.....	1991-92
Meghan McKeever.....	2003
Michelle McMillan.....	2019
Lindsey McNamara.....	2001-04
Liz Mendez.....	2013-14
Danielle Merighi.....	1989-92
Jennifer Merola.....	1989
Barb Miller.....	1983
Carlie Mertz.....	2019-20
Kelsey Moir.....	2006-08
Molly Monaghan.....	1992
Bernadette Moran.....	2009-12
Dana Moyer.....	1993-96
Kathleen Mullins.....	1997-99
Mary Kay Murphy.....	1983
Dawn Mycock.....	1986-89

**N**

Nancy Nallin.....	1983
Kristin Nau.....	1999-02
Alyssa Neilson.....	2007-09
Alyssa Notarianni.....	2020-22
Erica Nugent.....	2015-17

**O**

Peggy O'Brien.....	1983
Lyndsie O'Brien.....	2001
Meghan O'Brien.....	1990-93
Debra O'Connor.....	1985
Sue Olshefski.....	1992-95
Sarah Ostaszewski.....	2017-21

**P**

Lauren Pachioli.....	2004-05
Nicole Palase.....	2012-15
Dana Parks.....	2010-13
Rachel Pawlikowski.....	2004-07
Angela Pawlowski.....	1983
Lauren Pembleton.....	2008-12
Stephanie Penny.....	1993
Ann Pflieger.....	1985-87
Cathy Phillips.....	1991-94
Isabella Picard.....	2014-15
Pam Polacek.....	1990-93
Lauren Porter.....	1998-99
Maggie Priszano.....	2008
<b>Lauren Pscolka.....</b>	<b>2021-Present</b>
Jessica Puggi.....	1995-98
Shannon Puthe.....	2015
Kim Pyle.....	1997

**Q**

Courtney Quinones.....	1998-99
------------------------	---------

**R**

Lynn Ravert.....	2003-06
Lauren Reilly.....	2015-18
Kate Reisch.....	2003
Lauren Rendon.....	2012

Christine Reno.....	1995
Missy Rhoades.....	1999-02
Megan Richardson.....	2002-05
Cathy Richter.....	2004
Kelley Robinson.....	1997-00
Sandy Rodio.....	1983-85
Emily Rogers.....	2014
Giulia Rosanova.....	2006
Erika Rosenwinkel.....	2006-09
Melissa Ruf.....	2012-15
Jessica Ryan.....	1998-01
Carly Rybinski.....	2019-22

**S**

Mary Beth Saggiomo.....	1989-92
Brianna Sasala.....	2011-12
Angela Scola.....	1987-88
Lori Seib.....	1988
Nicki Shaner.....	1998-99
Robin Shaw.....	1987-90
Marla Shawaryn.....	1988
Maria Shepard.....	1985, 87-88
Beka Shumock.....	2006-09
<b>Emily Siler.....</b>	<b>2021-Present</b>
Bridget Smith.....	1992-95
<b>Karlee Smith.....</b>	<b>2022-Present</b>
Cathy Staunton.....	1988
Heather Sterner.....	1993-96
Deanna Stinner.....	2010-13
Wendy Stringham.....	1996-99
Abigail Stroud.....	2016-17
Ashley Stokes.....	2017-21
<b>Saige Stutz.....</b>	<b>2020-Present</b>
Heather Sullivan.....	1997-98
Chris Sweeney.....	1995-98
Jeannine Sweeney.....	1991-94

**T**

<b>Kayla Tauber.....</b>	<b>2022-Present</b>
Aimee Tomaino.....	2000
Nina Toscano.....	1999
Dana Travis.....	2001-04
Gale Treskot.....	2000-03
Trish Treskot.....	1994-97

**U**

Linda Uttrodt.....	1990
--------------------	------

**V**

Ashley Ventura.....	2016-19
---------------------	---------

**W**

Amy Walter.....	1985-87
Elizabeth Werner.....	1985-87
Traneya White.....	2012-15
Lindsey Williams.....	2011
Barb Wilson.....	1992
Cyndi Wilson.....	2013-16
Lois Witkowski.....	1992-94
Michele Wolfe.....	1998-01
Kate Woulfe.....	2022

**Y**

Sarah Yoos.....	2013-16
-----------------	---------

**Z**

Pam Zaranka.....	2005
Kaylyn Zierke.....	2016-17

Letters earned prior to 2023 season  
\* Current athletes in **bold**



# ALL-TIME RECORDS



Season	Overall				Atlantic 10				Finish	Coach
	W	L	T	Pct.	W	L	T	Pct.		
1983	8	3	0	.727	-	-	-	-	-	Jim Foster
1984	4	9	0	.308	-	-	-	-	-	George Webster
1985	5	13	0	.278	0	10	0	.000	Sixth	Bob Shaw
1986	13	12	0	.520	1	9	0	.100	Sixth	Bob Shaw
1987	10	15	0	.400	1	9	0	.100	Sixth	Bob Shaw
1988	13	23	0	.361	3	9	0	.250	Sixth	Bob Shaw
1989	7	34	0	.171	1	11	0	.083	T-Sixth	Bob Shaw
1990	10	28	0	.263	3	9	0	.250	Sixth	Bob Shaw
1991	21	16	1	.566	5	7	0	.417	Fifth	Charlie Wieners
1992	26	15	0	.634	3	7	0	.300	Fifth	Charlie Wieners
1993	31	16	0	.659	6	4	0	.600	T-Third	Charlie Wieners
1994	23	17	0	.575	3	7	0	.300	Fifth	Charlie Wieners
1995	37	16	0	.698	6	4	0	.600	Third	Charlie Wieners
1996	37	11	0	.711	7	7	0	.500	Fifth	Charlie Wieners
1997	39	16	0	.710	12	4	0	.750	Second	Charlie Wieners
1998	35	17	1	.670	12	4	0	.750	Second	Charlie Wieners
1999	34	27	1	.670	10	6	0	.625	Third	Charlie Wieners
2000	34	15	1	.690	7	7	0	.500	Fifth	Charlie Wieners
2001	21	23	1	.488	12	9	0	.571	Third	Charlie Wieners / Larry Dougherty
2002	32	17	0	.653	12	9	0	.571	Third	Moo Moyer
2003	25	15	0	.625	8	4	0	.667	Third	Moo Moyer
2004	21	29	0	.420	8	4	0	.667	Third *	Moo Moyer
2005	21	23	0	.477	8	6	0	.571	Third	Moo Moyer
2006	13	38	1	.260	4	14	0	.222	Ninth	Moo Moyer
2007	13	25	0	.342	6	12	0	.333	Ninth	Terri Adams
2008	19	23	0	.452	11	9	0	.550	Fifth	Terri Adams
2009	27	20	0	.574	9	7	0	.563	Fifth *	Terri Adams
2010	29	18	0	.617	11	7	0	.611	Fifth	Terri Adams
2011	31	16	0	.660	10	4	0	.714	Third *	Terri Adams
2012	22	29	1	.433	9	10	1	.450	Sixth	Terri Adams
2013	37	10	1	.781	17	5	0	.773	First *	Terri Adams
2014	22	20	0	.524	10	6	0	.625	Third	Terri Adams
2015	23	18	0	.561	8	11	0	.421	Seventh	Terri Adams
2016	25	26	1	.490	10	12	1	.457	Fifth *	Terri Adams
2017	25	28	0	.472	14	8	0	.636	Third	Terri Adams
2018	24	25	0	.490	11	12	0	.478		Erin Brooks
2019	28	25	0	.528	13	10	0	.565		Erin Brooks
2020	4	11	0	.267	0	0	0	.000	N/A	Erin Brooks
2021	26	20	0	.565	19	3	0	.864		Erin Brooks
2022	23	23	0	.500	14	8	0	.636		Erin Brooks
<b>TOTAL</b>	<b>898</b>	<b>775</b>	<b>9</b>	<b>.537</b>	<b>304</b>	<b>284</b>	<b>2</b>	<b>.517</b>		<b>40 Seasons</b>


\* - Advanced to Atlantic 10 Championship title game




**Jim Foster**  
1983 • 8-3



**George Webster**  
1984 • 4-9




**Bob Shaw**  
1985-90 • 58-125



**Charlie Wieners**  
1991-01 • 331-185



**Larry Dougherty**  
2001 • 7-4



**Moo Moyer**  
2002-06 • 112-122



**Terri Adams**  
2007-17 • 273-233-2



**Erin Brooks**  
2018-Present • 105-104



# YEAR-BY-YEAR RESULTS

## 1983

8-3 Overall

Head Coach: Jim Foster

Date	Opponent	Result	W/L/T
3/29	ALLENTOWN	6-0	W
3/31	DREXEL	9-3	W
4/5	NE CHRISTIAN	19-6	W
4/7	PHILADELPHIA BIBLE	7-0	W
4/12	at Philadelphia Textile	13-3	W
4/14	at Swarthmore	7-1	W
4/18	at Villanova	1-3	L
4/21	HARCUM JC (Ex.)	20-3	W
4/26	at Rosemont	3-2	W
4/29 **	at Penn State	1-7	L
4/30 **	vs. Rhode Island	0-10	L

## 1984

4-9 Overall

Head Coach: George Webster

Date	Opponent	Result	W/L/T
3/31	at Drexel	0-3	L
4/2	KUTZTOWN	5-10	L
4/10	PHILADELPHIA TEXTILE	9-0	W
4/12	SWARTHMORE	2-4	L
4/17	VILLANOVA	8-5	W
4/18	at Temple	0-1	L
4/18	at Temple	0-11	L
4/19	at Penn	3-8	L
4/24	DUQUESNE	13-10	W
4/25	LA SALLE	2-5	L
4/28	at Eastern	5-4	W
5/2	PENN STATE	1-15	L
5/2	PENN STATE	0-11	L

## 1985

5-13 Overall, 0-10 Atlantic 10

Head Coach: Bob Shaw

Date	Opponent	Result	W/L/T
3/28 *	RUTGERS	2-6	L
3/28 *	RUTGERS	0-5	L
4/1	at Kutztown	9-7	W
4/9	at Philadelphia Textile	14-4	W
4/11	at Swarthmore	8-6	W
4/12	LEHIGH	10-1	W
4/13 *	MASSACHUSETTS	0-5	L
4/13 *	MASSACHUSETTS	0-2	L
4/15 *	TEMPLE	4-13	L
4/15 *	TEMPLE	0-12	L
4/16	VILLANOVA	2-7	L
4/18	PENN	3-2	W
4/24	at La Salle	5-6	L
4/25 *	at Penn State	1-17	L
4/25 *	at Penn State	0-5	L
4/28 *	RHODE ISLAND (forfeit)		L
4/28 *	RHODE ISLAND (forfeit)		L
4/29	at Ursinus (forfeit)		L

## 1986

13-12 Overall, 1-9 Atlantic 10

Head Coach: Bob Shaw

Date	Opponent	Result	W/L/T
3/25	KUTZTOWN	0-1	L
3/27	at West Chester	1-2	L
3/27	at West Chester	6-0	W
4/2 *	at Temple	0-3	L
4/2 *	at Temple	0-5	L
4/4 *	at Rutgers	2-3	L
4/4 *	at Rutgers	4-2	W
4/5	at Penn	3-4	L
4/5	at Penn	4-0	W
4/8	PHILADELPHIA TEXTILE	5-0	W
4/10	SWARTHMORE	7-4	W
4/17 *	PENN STATE	1-2	L
4/17 *	PENN STATE	0-10	L
4/18	at Villanova	7-2	W
4/18	at Villanova	5-0	W
4/20	at Allentown	15-0	W
4/20	at Allentown	11-0	W
4/24	at Lehigh	10-2	W
4/24	at Lehigh	9-5	W
4/26 *	at Massachusetts	0-7	L
4/26 *	at Massachusetts	1-3	L
4/27 *	at Rhode Island	0-4	L
4/27 *	at Rhode Island	0-5	L

4/28	URSINUS	1-0	W
5/1	at Eastern	4-0	W

## 1987

10-15 Overall, 1-9 Atlantic 10

Head Coach: Bob Shaw

Date	Opponent	Result	W/L/T
3/24	EASTERN	8-5	W
3/27 *	RUTGERS	1-6	L
3/27 *	RUTGERS	0-2	L
4/1 *	TEMPLE	1-7	L
4/1 *	TEMPLE	2-4	L
4/7	at Philadelphia Textile	12-6	W
4/7	at Philadelphia Textile	14-7	W
4/8	LEHIGH	4-0	W
4/8	LEHIGH	1-0	W
4/9	at Swarthmore	5-6	L
4/10	PENN	13-1	W
4/11 *	MASSACHUSETTS	2-4	L
4/11 *	MASSACHUSETTS	1-11	L
4/14	VILLANOVA	3-2	W
4/14	VILLANOVA	2-4	L
4/15	at Lafayette	5-8	L
4/15	at Lafayette	4-3	W
4/20	WEST CHESTER	2-3	L
4/20	WEST CHESTER	5-2	W
4/22	at La Salle	0-2	L
4/22	at La Salle	1-3	L
4/25 *	RHODE ISLAND	3-0	W
4/25 *	RHODE ISLAND	0-2	L
4/26 *	at Penn State	0-4	L
4/26 *	at Penn State	2-3	L

## 1988

13-23 Overall, 3-9 Atlantic 10

Head Coach: Bob Shaw

Date	Opponent	Result	W/L/T
3/7 f	vs. Keene State	9-1	W
3/8	at St. Thomas	0-2	L
3/9 f	vs. Keene State	0-10	L
3/10 o	at Barry	0-10	L
3/10 o	at St. Thomas	0-2	L
3/11 1	at Barry	1-12	L
3/22	SWARTHMORE	10-0	W
3/24	at Rider	2-3	L
3/24	at Rider	0-10	L
3/26 *	ST. BONAVENTURE	2-1	W
3/26 *	ST. BONAVENTURE	3-2	W
3/27	BLOOMSBURG	1-3	L
3/27	BLOOMSBURG	0-11	L
3/29	at Drexel	1-2	L
3/29	at Drexel	0-5	L
3/30	at Villanova	1-3	L
3/30	at Villanova	10-7	W
4/5	PHILADELPHIA TEXTILE	12-2	W
4/5	PHILADELPHIA TEXTILE	11-7	W
4/9	at Penn	5-0	W
4/12 *	at Rutgers	1-2	L
4/12 *	at Rutgers	10-7	W
4/14	at Lehigh	5-1	W
4/14	at Lehigh	14-13	W
4/16 *	at Temple	0-5	L
4/16 *	at Temple	0-14	L
4/21 *	PENN STATE	0-14	L
4/21 *	PENN STATE	1-3	L
4/23 *	at Massachusetts	1-10	L
4/23 *	at Massachusetts	2-4	L
4/24 *	at Rhode Island	1-3	L
4/24 *	at Rhode Island	0-1	L
4/26	URSINUS	6-1	W
4/26	URSINUS	7-8	L
4/28	at West Chester	4-1	W
4/28	at West Chester	7-9	L

## 1989

7-34 Overall, 1-11 Atlantic 10

Head Coach: Bob Shaw

Date	Opponent	Result	W/L/T
3/6 c	vs. SE Missouri State	1-2	L
3/6 c	vs. Detroit	1-7	L
3/7 c	vs. Western Michigan	0-14	L
3/7 c	vs. Maine	0-3	L
3/9 c	vs. Norther Kentucky	2-4	L

3/9 c	vs. Detroit	0-9	L
3/10 c	vs. NE Missouri State	1-4	L
3/10 c	vs. Widener	4-2	W
3/11 c	vs. Boston University	2-0	W
3/11 c	vs. Boston University	11-9	W
3/22	at Bloomsburg	1-9	L
3/22	at Bloomsburg	1-10	L
3/28	DREXEL	2-3	L
3/28	DREXEL	0-3	L
4/4	at Philadelphia Textile	5-3	W
4/4	at Philadelphia Textile	5-6	L
4/7	RIDER	2-3	L
4/7	RIDER	5-8	L
4/9	VILLANOVA	2-1	W
4/9	VILLANOVA	0-4	L
4/11 *	RUTGERS	2-5	L
4/11 *	RUTGERS	1-9	L
4/12	PENN	2-12	L
4/13	LEHIGH	5-4	W
4/13	LEHIGH	1-7	L
4/17	at La Salle	1-2	L
4/17	at La Salle	0-4	L
4/19 *	at St. Bonaventure	4-7	L
4/19 *	at St. Bonaventure	11-2	W
4/22 *	at Penn State	5-9	L
4/22 *	at Penn State	1-9	L
4/23 *	RHODE ISLAND	2-6	L
4/23 *	RHODE ISLAND	1-6	L
4/24 *	TEMPLE	1-6	L
4/24 *	TEMPLE	4-8	L
4/25	at Ursinus	0-1	L
4/25	at Ursinus	2-3	L
4/27	WEST CHESTER	5-6	L
4/27	WEST CHESTER	1-2	L
5/7 *	MASSACHUSETTS	2-7	L
5/7 *	MASSACHUSETTS	0-9	L

## 1990

10-28 Overall, 3-9 Atlantic 10

Head Coach: Bob Shaw

Date	Opponent	Result	W/L/T
3/5 c	vs. La Salle	3-5	L
3/5 c	vs. Detroit	0-8	L
3/6 c	vs. Boston University	5-3	W
3/6 c	vs. Fairfield	0-1	L
3/7 c	vs. Valparaiso	2-0	W
3/7 c	vs. Maine	4-2	W
3/9 c	vs. Seton Hall	1-4	L
3/9 c	vs. Lake Superior	1-2	L
3/10 c	vs. Detroit	0-8	L
3/10 c	vs. Indiana (Pa.)	2-5	L
3/22	BLOOMSBURG	0-2	L
3/22	BLOOMSBURG	0-8	L
3/27	at Drexel	3-4	L
3/27	at Drexel	2-5	L
3/29	at Rider	0-4	L
3/29	at Rider	2-9	L
4/5	at Penn	6-5	W
4/5	at Penn	3-1	W
4/8 *	at Rutgers	1-6	L
4/8 *	at Rutgers	0-7	L
4/10 *d	vs. St. Bonaventure	2-1	W
4/10 *d	vs. St. Bonaventure	4-0	W
4/11 *e	vs. Penn State	0-3	L
4/11 *e	vs. Penn State	1-8	L
4/12	at Lehigh	10-1	W
4/12	at Lehigh	0-1	L
4/16	at La Salle	0-6	L
4/16	at La Salle	6-11	L
4/18 *	at Temple	0-11	L
4/18 *	at Temple	1-0	W
4/21 *	at Massachusetts	0-3	L
4/21 *	at Massachusetts	0-3	L
4/22 *	at Rhode Island	0-3	L
4/22 *	at Rhode Island	0-2	L
4/23	at Villanova	1-5	L
4/23	at Villanova	0-2	L
4/26	at West Chester	5-6	L



# YEAR-BY-YEAR RESULTS

## 1991

21-16-1 Overall, 5-7 Atlantic 10  
Head Coach: Charlie Wieners

Date	Opponent	Result	W/L/T
3/6	at George Mason	0-1	L
3/6	at George Mason	1-6	L
3/8	at Mount St. Mary's	16-4	W
3/8	at Mount St. Mary's	6-1	W
3/13	at Drexel	1-2	L
3/13	at Drexel	0-2	L
4/2	at Philadelphia Textile	3-0	W
4/4	VILLANOVA	6-2	W
4/4	VILLANOVA	1-2	L
4/5	SCRANTON	7-6	W
4/5	SCRANTON	7-0	W
4/6	* ST. BONAVENTURE	1-0	W
4/6	* ST. BONAVENTURE	2-1	W
4/7	* PENN STATE	6-6	L
4/7	* PENN STATE	2-6	L
4/9	LEHIGH	1-0	W
4/9	LEHIGH	6-2	W
4/11	at Monmouth	11-5	W
4/11	at Monmouth	13-2	W
4/12	TOWSON	2-6	L
4/12	TOWSON	3-6	L
4/13	* MASSACHUSETTS	0-11	L
4/13	* MASSACHUSETTS	0-11	L
4/16	* TEMPLE	2-1	W
4/16	* TEMPLE	1-5	L
4/17	at Lafayette	0-0	T
4/18	LA SALLE	2-0	W
4/18	LA SALLE	5-7	L
4/20	* at Rutgers	1-6	L
4/20	* at Rutgers	3-2	W
4/23	URSINUS	6-5	W
4/23	URSINUS	3-1	W
4/25	WEST CHESTER	2-3	L
4/25	WEST CHESTER	7-1	W
4/26	PENN	5-2	W
4/26	PENN	6-4	W
4/28	* RHODE ISLAND	0-5	L
4/28	* RHODE ISLAND	5-2	W

## 1992

26-15 Overall, 3-7 Atlantic 10  
Head Coach: Charlie Wieners

Date	Opponent	Result	W/L/T
3/7	a vs. Penn	5-1	W
3/7	a vs. Oklahoma	2-6	L
3/8	a vs. Manhattan	10-4	W
3/8	a vs. Butler	7-2	W
3/12	at Drexel	3-0	W
3/12	at Drexel	4-7	L
3/14	BUCKNELL	5-2	W
3/14	BUCKNELL	1-3	L
3/15	MOUNT ST. MARY'S	10-0	W
3/15	MOUNT ST. MARY'S	18-3	W
3/17	IONA	2-1	W
3/17	IONA	5-1	W
3/24	at Towson	4-1	W
3/24	at Towson	5-0	W
3/28	at Penn	8-1	W
3/28	at Penn	5-6	L
3/31	UMBC	7-0	W
3/31	UMBC	2-4	L
4/1	at Philadelphia Textile	0-5	L
4/4	* at Massachusetts	0-1	L
4/4	* at Massachusetts	0-9	L
4/5	* at Rhode Island	0-1	L
4/5	* at Rhode Island	0-5	L
4/7	at Lehigh	10-0	W
4/7	at Lehigh	1-4	L
4/8	LAFAYETTE	6-0	W
4/8	LAFAYETTE	3-0	W
4/9	at Villanova	1-0	W
4/9	at Villanova	0-3	L
4/11	RUTGERS	1-5	L
4/11	RUTGERS	0-2	L
4/20	MARIST	9-0	W
4/20	MARIST	14-3	W
4/22	LA SALLE	1-0	W
4/22	LA SALLE	0-5	L
4/23	at West Chester	5-2	W

4/23	at West Chester	5-2	W
4/25	* at Temple	5-3	W
4/25	* at Temple	2-6	L
5/3	* at St. Bonaventure	5-1	W
5/3	* at St. Bonaventure	10-1	W

## 1993

31-16 Overall, 6-4 Atlantic 10  
Head Coach: Charlie Wieners

Date	Opponent	Result	W/L/T
3/10	a vs. Missouri-St. Louis	7-3	W
3/10	a vs. Grand Valley State	6-4	W
3/11	a vs. Bridgeport	1-5	L
3/11	a vs. Barry	2-1	W
3/12	a vs. Boston University	0-2	L
3/12	a vs. Boston College	3-1	W
3/14	a vs. Fairfield	8-9	L
3/14	a vs. Niagara	2-0	W
3/27	PENN	0-2	L
3/27	PENN	5-4	W
4/3	* at Rutgers	1-5	L
4/5	* at Rutgers	1-0	W
4/6	LEHIGH	5-8	L
4/6	LEHIGH	10-0	W
4/8	at Mount St. Mary's	5-0	W
4/8	at Mount St. Mary's	15-2	W
4/9	SAINT PETER'S	5-0	W
4/9	SAINT PETER'S	4-3	W
4/12	* ST. BONAVENTURE	2-0	W
4/12	* ST. BONAVENTURE	9-3	W
4/13	MONMOUTH	4-3	W
4/13	MONMOUTH	3-1	W
4/15	at Lafayette	11-0	W
4/15	at Lafayette	10-0	W
4/17	* MASSACHUSETTS	2-9	L
4/17	* MASSACHUSETTS	0-10	L
4/18	* RHODE ISLAND	6-1	W
4/18	* RHODE ISLAND	2-1	W
4/20	* at La Salle	3-6	L
4/20	* at La Salle	5-0	W
4/21	VILLANOVA	2-1	W
4/21	VILLANOVA	0-6	L
4/23	WEST CHESTER	1-0	W
4/23	WEST CHESTER	3-1	W
4/25	at Philadelphia Textile	5-1	W
4/25	at Philadelphia Textile	11-1	W
4/27	* TEMPLE	0-3	L
4/27	* TEMPLE	4-2	W
4/28	at Bucknell	1-2	L
4/28	at Bucknell	3-4	L
4/29	DELAWARE	0-2	L
4/29	DELAWARE	2-0	W
4/30	at Manhattan	5-0	W
4/30	at Manhattan	5-3	W
5/14	b** vs. Rutgers	8-5	W
5/15	b** vs. Massachusetts	0-2	L
5/15	b** vs. Rutgers	0-2	L

## 1994

23-17 Overall, 3-7 Atlantic 10  
Head Coach: Charlie Wieners

Date	Opponent	Result	W/L/T
3/8	a vs. Albion	10-0	W
3/9	a vs. Boston University	0-1	L
3/9	a vs. Ferris State	3-4	L
3/11	a vs. Grand Valley State	2-9	L
3/11	a vs. Penn	10-0	W
3/12	a vs. New Haven	4-5	L
3/12	a vs. Hartford	6-7	L
3/13	a vs. Butler	2-1	W
3/26	MOUNT ST. MARY'S	10-0	W
3/26	MOUNT ST. MARY'S	16-2	W
4/4	LA SALLE	0-4	L
4/4	LA SALLE	2-0	W
4/5	at Lehigh	8-10	L
4/5	at Lehigh	0-8	L
4/7	TOWSON	3-4	L
4/7	TOWSON	2-0	W
4/9	* at Massachusetts	1-10	L
4/9	* at Massachusetts	0-4	L
4/15	BUCKNELL	5-2	W
4/15	BUCKNELL	2-1	W
4/17	UMBC	6-5	W

4/17	UMBC	5-3	W
4/18	* at Rutgers	0-1	L
4/18	* at Rutgers	4-5	L
4/20	at Penn	9-1	W
4/20	at Penn	3-2	W
4/21	at West Chester	7-1	W
4/21	at West Chester	16-1	W
4/23	at Manhattan	0-10	L
4/23	at Manhattan	16-5	W
4/24	* at Rhode Island	5-6	L
4/24	* at Rhode Island	2-1	W
4/26	at Delaware	6-5	W
4/26	at Delaware	6-3	W
4/27	LAFAYETTE	8-0	W
4/27	LAFAYETTE	4-0	W
4/28	* at Temple	0-3	L
4/28	* at Temple	1-2	L
5/8	* at St. Bonaventure	12-0	W
5/8	* at St. Bonaventure	9-0	W

## 1995

37-16 Overall, 6-4 Atlantic 10  
Head Coach: Charlie Wieners

Date	Opponent	Result	W/L/T
3/5	a vs. Boston University	3-2	W
3/5	a vs. Ferris State	4-1	W
3/5	a vs. Evansville	5-7	L
3/5	a vs. Holy Cross	11-2	W
3/8	a vs. Ferris State	2-8	L
3/9	a vs. Boston College	3-1	W
3/9	a vs. La Salle	1-5	L
3/10	a vs. East Carolina	2-8	L
3/10	a vs. Penn	9-2	W
3/18	SAINT PETER'S	1-0	W
3/18	SAINT PETER'S	8-1	W
3/20	at Philadelphia Textile	11-0	W
3/25	at Bucknell	7-1	W
3/25	at Bucknell	1-2	L
3/26	at Mount St. Mary's	18-0	W
3/26	at Mount St. Mary's	15-2	W
3/28	at UMBC	4-3	W
3/28	at UMBC	4-2	W
3/30	at Towson	0-1	L
3/30	at Towson	6-4	W
4/1	* MASSACHUSETTS	1-5	L
4/1	* MASSACHUSETTS	4-7	L
4/2	* RHODE ISLAND	2-1	W
4/2	* RHODE ISLAND	5-4	W
4/4	at Lafayette	10-1	W
4/4	at Lafayette	10-4	W
4/8	* at Rutgers	1-4	L
4/8	* at Rutgers	6-12	L
4/9	ROBERT MORRIS	1-2	L
4/9	ROBERT MORRIS	4-3	W
4/11	at Villanova	0-4	L
4/11	at Villanova	9-6	W
4/15	* at St. Bonaventure	7-0	W
4/15	* at St. Bonaventure	10-1	W
4/17	PHILADELPHIA TEXTILE	8-2	W
4/18	at La Salle	3-1	W
4/18	at La Salle	6-5	W
4/22	DREXEL	9-1	W
4/22	DREXEL	5-3	W
4/23	LEHIGH	4-6	L
4/23	LEHIGH	6-5	W
4/25	DELAWARE	11-2	W
4/25	DELAWARE	7-2	W
4/26	PENN	9-8	W
4/26	PENN	8-0	W
4/28	MONMOUTH	5-7	L
4/28	MONMOUTH	6-2	W
4/29	* TEMPLE	4-3	W
4/29	* TEMPLE	7-6	W
4/30	WEST CHESTER	10-3	W
5/5	h** vs. Rutgers	11-12	L
5/6	h** vs. Rhode Island	8-4	W
5/6	h** vs. Rutgers	1-2	L

## 1996

37-11 Overall, 7-7 Atlantic 10  
Head Coach: Charlie Wieners

Date	Opponent	Result	W/L/T
3/2	i vs. Saginaw Valley State	3-2	W



# YEAR-BY-YEAR RESULTS

3/2	i	vs. St. Thomas	3-2	W
3/3	i	vs. Ferris State	13-0	W
3/3	i	vs. Madonna	4-1	W
3/4	i	vs. St. Anselm	12-4	W
3/4	i	vs. Gannon	2-3	L
3/4	i	vs. Grand Valley State	13-0	W
3/5	i	vs. Evansville	5-4	W
3/5	i	vs. Austin Peay	16-0	W
3/7	i	vs. Austin Peay	10-2	W
3/7	i	vs. Monmouth	5-1	W
3/8	i	vs. Monmouth	10-0	W
3/8	i	vs. Evansville	4-6	L
3/16		at Drexel	5-1	W
3/16		at Drexel	6-1	W
3/22	j	vs. West Virginia State	10-0	W
3/22	j	vs. Liberty	3-2	W
3/23	j	vs. Lehigh	8-4	W
3/23	j	vs. Longwood	10-0	W
3/24		at Radford	4-15	L
3/30	*	at La Salle	1-2	L
3/30	*	at La Salle	2-1	W
3/31	*	at Fordham	14-0	W
3/31	*	at Fordham	7-0	W
4/3		at Long Island	10-2	W
4/3		at Long Island	0-2	L
4/4		LAFAYETTE	3-0	W
4/4		LAFAYETTE	7-6	W
4/6	*	ST. BONAVENTURE	6-3	W
4/6	*	ST. BONAVENTURE	7-9	L
4/11		at Monmouth	3-1	W
4/11		at Monmouth	14-5	W
4/13	*	at Massachusetts	0-5	L
4/13	*	at Massachusetts	2-3	L
4/14	*	at Rhode Island	0-1	L
4/14	*	at Rhode Island	5-8	L
4/18		at West Chester	11-3	W
4/18		at West Chester	12-5	W
4/20	*	VIRGINIA TECH	6-1	W
4/20	*	VIRGINIA TECH	9-1	W
4/21		MANHATTAN	8-1	W
4/21		MANHATTAN	6-2	W
4/23		RUTGERS	11-6	W
4/23		RUTGERS	12-8	W
4/24		at Penn	4-0	W
4/24		at Penn	7-1	W
4/27	*	at Temple	0-3	L
4/27	*	at Temple	2-1	W

## 1997

39-16 Overall, 12-4 Atlantic 10  
Head Coach: Charlie Wieners

Date		Opponent	Result	W/L/T
3/8	a	vs. Villanova	4-0	W
3/9	a	vs. Butler	3-4	L
3/9	a	vs. Lehigh	6-5	W
3/10	a	vs. Tennessee Tech	0-5	L
3/10	a	vs. Austin Peay	3-4	L
3/11	a	vs. New Haven	5-0	W
3/11	a	vs. Austin Peay	5-0	W
3/11	a	vs. Marist	6-3	W
3/13	a	vs. Butler	4-2	W
3/13	a	vs. Tennessee Tech	8-7	W
3/14	a	vs. Rensselaer	8-3	W
3/18		WEST CHESTER	2-0	W
3/18		WEST CHESTER	12-3	W
3/21	j	vs. Fordham	4-0	W
3/21	j	vs. Wagner	1-2	L
3/21	j	at Radford	0-5	L
3/22	j	vs. Fordham	7-1	W
3/22	j	vs. UMBC	2-4	L
3/28		LONG ISLAND	4-2	W
3/28		LONG ISLAND	4-5	L
4/3		LAFAYETTE	8-7	W
4/3		LAFAYETTE	7-0	W
4/5	*	FORDHAM	4-0	W
4/5	*	FORDHAM	20-0	W
4/6		MANHATTAN	6-1	W
4/6		MANHATTAN	5-1	W
4/8	*	LA SALLE	3-2	W
4/8	*	LA SALLE	4-0	W
4/10		MONMOUTH	4-3	W
4/10		MONMOUTH	11-3	W
4/12	*	at Dayton	3-2	W

4/12	*	at Dayton	9-4	W
4/13	*	at St. Bonaventure	16-7	W
4/13	*	at St. Bonaventure	7-2	W
4/15		at Drexel	4-2	W
4/15		DREXEL	7-6	W
4/16		at Towson	12-8	W
4/16		at Towson	8-5	W
4/17		at Seton Hall	1-0	W
4/17		at Seton Hall	5-6	L
4/19	*	RHODE ISLAND	3-4	L
4/19	*	RHODE ISLAND	3-1	W
4/20	*	MASSACHUSETTS	1-0	W
4/20	*	MASSACHUSETTS	4-2	W
4/22		at Villanova	5-2	W
4/22		at Villanova	3-6	L
4/23	*	TEMPLE	6-7	L
4/23	*	TEMPLE	6-10	L
4/26		at George Mason	2-0	W
4/26		at George Mason	9-2	W
4/27	*	at Virginia Tech	9-0	W
4/27	*	at Virginia Tech	14-4	W
5/2	w**	vs. La Salle	3-2	W
5/3	w**	vs. Massachusetts	0-1	L
5/4	w**	vs. Temple	1-2	L

## 1998

35-17-1 Overall, 12-5 Atlantic 10  
Head Coach: Charlie Wieners

Date		Opponent	Result	W/L/T
3/7	a	vs. Florida International	3-0	W
3/7	a	vs. Findlay	11-2	W
3/8	a	vs. Holy Cross	6-0	W
3/8	a	vs. Monmouth	6-6	T
3/9	a	vs. Monmouth	4-0	W
3/9	a	vs. Holy Cross	4-3	W
3/9	a	vs. Saint Louis	9-0	W
3/11	a	vs. Austin Peay	7-5	W
3/11	a	vs. Winthrop	9-5	W
3/12	a	vs. Saint Louis	12-2	W
3/12	a	vs. Monmouth	0-11	L
3/12	a	vs. Holy Cross	1-4	L
3/12	a	vs. Niagara	0-4	L
3/21	k	vs. UNC-Greensboro	4-3	W
3/21	k	vs. Kent	2-1	W
3/21	k	vs. Penn State	1-7	L
3/26		GEORGE MASON	4-1	W
3/26		GEORGE MASON	0-2	L
3/28	*	VIRGINIA TECH	5-1	W
3/28	*	VIRGINIA TECH	1-2	L
3/29		at Manhattan	7-6	W
3/29		at Manhattan	4-1	W
4/2		at Lafayette	8-2	W
4/2		at Lafayette	8-0	W
4/4		at Wagner	11-0	W
4/4		at Wagner	12-2	W
4/5		at Long Island	5-6	L
4/5		at Long Island	5-7	L
4/7	*	at Temple	2-1	W
4/7	*	at Temple	1-0	W
4/10	*	at Fordham	4-0	W
4/10	*	at Fordham	2-0	W
4/11	*	at La Salle	3-1	W
4/11	*	at La Salle	1-0	W
4/14		at Drexel	1-2	L
4/14		at Drexel	10-1	W
4/16		SETON HALL	2-4	L
4/16		SETON HALL	4-2	W
4/18	*	ST. BONAVENTURE	1-2	L
4/18	*	ST. BONAVENTURE	2-0	W
4/20	*	DAYTON	5-3	W
4/20	*	DAYTON	4-2	W
4/22		WEST CHESTER	7-2	W
4/22		WEST CHESTER	3-0	W
4/23		VILLANOVA	1-6	L
4/23		VILLANOVA	1-5	L
4/25	*	at Massachusetts	0-4	L
4/25	*	at Massachusetts	1-9	L
4/27	*	at Rhode Island	1-0	W
4/27	*	at Rhode Island	1-0	W
5/1	w**	vs. Dayton	3-0	W
5/2	w**	vs. Massachusetts	0-3	L
5/2	w**	vs. Virginia Tech	0-8	L

## 1999

34-17-1 Overall, 12-5 Atlantic 10  
Head Coach: Charlie Wieners

Date		Opponent	Result	W/L/T
3/6	a	vs. Saginaw Valley	3-2	W
3/7	a	vs. Holy Cross	2-11	L
3/7	a	vs. Lehigh	5-4	W
3/8	a	vs. Saint Peter's	6-4	W
3/8	a	vs. Holy Cross	2-3	L
3/8	a	vs. Holy Family	7-0	W
3/10	a	vs. Yale	8-3	W
3/10	a	vs. Saint Louis	7-0	W
3/11	a	vs. Saint Peter's	5-6	L
3/11	a	vs. St. Anselm	3-4	L
3/14	a	vs. Cornell	9-3	W
3/20	a	vs. Lehigh	101	W
3/20	a	vs. Villanova	3-3	T
3/20		vs. Delaware	2-19	L
3/21		vs. Delaware	6-4	W
3/21		vs. Villanova	0-8	L
3/23		MANHATTAN	5-3	W
3/23		MANHATTAN	2-4	L
3/25		at George Mason	1-2	L
3/25		at George Mason	4-3	W
3/26	r	vs. Brown	4-0	W
3/26	r	vs. Delaware State	8-0	W
3/26	r	vs. Liberty	3-4	L
3/27	r	vs. Brown	2-0	W
3/27	r	vs. Liberty	6-2	W
3/27	r	vs. Virginia Tech	0-2	L
3/28		at Towson	2-7	L
3/28		at Towson	2-3	L
3/31		WAGNER	13-0	W
3/31		WAGNER	3-0	W
4/3	*	RHODE ISLAND	3-0	W
4/3	*	RHODE ISLAND	2-3	L
4/4	*	MASSACHUSETTS	0-1	L
4/4	*	MASSACHUSETTS	4-3	W
4/8		at UMBC	1-0	W
4/8		at UMBC	0-3	L
4/12	*	at Virginia Tech	8-0	L
4/12	*	at Virginia Tech	0-1	L
4/15		IONA	1-0	W
4/15		IONA	2-1	W
4/17		at Seton Hall	3-4	L
4/17		at Seton Hall	1-9	L
4/18	*	TEMPLE	2-4	L
4/18	*	TEMPLE	3-2	W
4/21		DREXEL	0-7	L
4/21		DREXEL	0-1	L
4/22		at Villanova	7-13	L
4/22		at Villanova	1-2	L
4/24	*	FORDHAM	3-2	W
4/24	*	FORDHAM	4-1	W
4/25	*	LA SALLE	5-1	W
4/25	*	LA SALLE	5-1	W
4/26		Penn	8-1	W
4/26		Penn	8-3	W
4/30	*	DAYTON	1-2	L
4/30	*	DAYTON	5-1	W
5/2	*	at St. Bonaventure	6-4	W
5/2	*	at St. Bonaventure	7-6	W
5/7	m**	vs. Virginia Tech	1-0	W
5/8	m**	vs. Massachusetts	2-4	L

## 2000

34-15-1 Overall, 7-7 Atlantic 10  
Head Coach: Charlie Wieners

Date		Opponent	Result	W/L/T
3/4	a	vs. Grand Valley	4-3	W
3/5	a	vs. Holy Cross	5-7	L
3/5	a	vs. Saint Louis	4-0	W
3/5	a	vs. St. Francis	6-2	W
3/6	a	vs. Holy Cross	3-5	L
3/6	a	vs. Saint Louis	5-7	L
3/8	a	vs. Albany	10-5	W
3/8	a	vs. Holy Cross	3-2	W
3/9	a	vs. Notre Dame (Ohio)	8-0	W
3/9	a	vs. Anselm	13-2	W
3/9	a	vs. Monmouth	0-1	L
3/10	a	vs. Albany	8-7	W
3/10	a	vs. Saint Louis	5-0	W
3/19		SIENA	4-1	W



# YEAR-BY-YEAR RESULTS

3/19	SIENA	8-0	W
3/20	LONG ISLAND	7-0	W
3/20	LONG ISLAND	3-3	T
3/24	m vs. Liberty	4-2	W
3/24	n vs. West Chester	7-5	W
3/25	n vs. George Mason	3-2	W
3/25	n vs. West Chester	9-0	W
3/25	n vs. George Mason	2-0	W
3/30	at Lafayette	3-7	L
3/30	at Lafayette	5-3	W
4/1	at Lehigh	6-4	W
4/1	at Lehigh	9-5	W
4/2	GEORGE MASON	2-1	W
4/2	GEORGE MASON	5-4	W
4/5	at Mount St. Mary's	6-5	W
4/5	at Mount St. Mary's	4-2	W
4/6	UMBC	5-1	W
4/6	UMBC	2-5	L
4/8	* ST. BONAVENTURE	10-0	W
4/8	* ST. BONAVENTURE	4-1	W
4/13	ST. FRANCIS (N.Y.)	8-0	W
4/13	ST. FRANCIS (N.Y.)	4-0	W
4/15	* at Massachusetts	5-4	W
4/15	* at Massachusetts	1-6	L
4/16	* at Rhode Island	4-8	L
4/16	* at Rhode Island	3-6	L
4/24	* VIRGINIA TECH	0-7	L
4/24	* VIRGINIA TECH	3-5	L
4/25	VILLANOVA	1-9	L
4/25	VILLANOVA	3-8	L
4/29	* at Temple	2-3	L
4/29	* at Temple	3-0	W
5/6	* at La Salle	6-0	W
5/6	* at La Salle	7-0	W
5/7	* at Fordham	9-1	W
5/7	* at Fordham	7-0	W

## 2001

21-23-1 Overall, 12-9 Atlantic 10

Head Coach: Charlie Wieners

Interim Head Coach: Larry Dougherty

Date	Opponent	Result	W/L/T
3/5	c vs. Villanova	1-2	L
3/5	c vs. Bethune-Cookman	0-6	L
3/6	c vs. Providence	0-3	L
3/6	c vs. Yale	0-1	L
3/8	c vs. Monmouth	0-1	L
3/8	c vs. Robert Morris	1-5	L
3/9	c vs. Holy Cross	3-6	L
3/9	c vs. Fordham	5-0	W
3/11	CORNELL	5-0	W
3/11	CORNELL	2-3	L
3/20	at Lafayette	8-1	W
3/20	at Lafayette	1-0	W
3/24	* ST. BONAVENTURE	9-1	W
3/25	* ST. BONAVENTURE	3-1	W
3/25	* ST. BONAVENTURE	7-4	W
3/27	at Villanova	6-3	W
3/27	at Villanova	0-1	L
3/29	at Wagner	3-0	W
3/29	at Wagner	1-1	T
4/4	MOUNT ST. MARY'S	2-1	W
4/4	MOUNT ST. MARY'S	4-2	W
4/5	at Drexel	1-4	L
4/5	at Drexel	1-2	L
4/7	* at Temple	3-11	L
4/7	* at Temple	6-1	W
4/8	* at Temple	1-8	L
4/10	at Manhattan	0-1	L
4/10	at Manhattan	3-6	L
4/13	* RHODE ISLAND	1-2	L
4/13	* RHODE ISLAND	0-2	L
4/14	* RHODE ISLAND	9-7	W
4/16	* at Massachusetts	2-3	L
4/16	* at Massachusetts	2-8	L
4/17	* at Massachusetts	5-8	L
4/21	* at Fordham	4-1	W
4/21	* at Fordham	6-2	W
4/22	* at Fordham	4-3	W
4/28	* at Dayton	0-1	L
4/28	* at Dayton	5-2	W
4/29	* at Dayton	3-2	W
5/5	* LA SALLE	4-3	W

5/5	* LA SALLE	1-0	W
5/6	* LA SALLE	5-8	L
5/10	x** vs. Temple	0-5	L
5/12	x** vs. Rhode Island	2-5	L

## 2002

37-12 Overall, 12-9 Atlantic 10

Head Coach: Moo Moyer

Date	Opponent	Result	W/L/T
3/11	a vs. Bently	2-0	W
3/11	a vs. North Dakota	1-0	W
3/12	a vs. Indianapolis	9-0	W
3/12	a vs. Bently	21-2	W
3/13	a vs. Albany	3-0	W
3/13	a vs. Albany	4-0	W
3/14	a vs. St. Francis (N.Y.)	12-1	W
3/15	a vs. Albany	2-0	W
3/15	a vs. St. Francis (N.Y.)	3-2	W
3/19	at Lafayette	7-1	W
3/19	at Lafayette	4-6	L
3/21	at Mount St. Mary's	5-4	W
3/21	at Mount St. Mary's	11-3	W
3/23	* FORDHAM	13-0	W
3/23	* FORDHAM	4-0	W
3/24	* FORDHAM	6-2	W
3/29	* TEMPLE	2-3	L
3/30	* TEMPLE	6-9	L
3/30	* TEMPLE	4-5	L
4/6	* MASSACHUSETTS	1-7	L
4/6	* MASSACHUSETTS	1-4	L
4/7	* MASSACHUSETTS	0-11	L
4/10	at Lehigh	4-1	W
4/10	at Lehigh	3-4	L
4/14	* at St. Bonaventure	6-1	W
4/15	* at St. Bonaventure	6-1	W
4/15	* at St. Bonaventure	0-1	L
4/17	at Drexel	9-2	W
4/17	at Drexel	3-0	W
4/18	at St. Francis (N.Y.)	3-0	W
4/18	at St. Francis (N.Y.)	8-0	W
4/20	* DAYTON	3-2	W
4/20	* DAYTON	1-5	L
4/21	* DAYTON	6-2	W
4/23	VILLANOVA	5-3	W
4/23	VILLANOVA	2-5	L
4/24	at Maryland	1-2	L
4/24	at Maryland	1-2	L
4/27	* at La Salle	12-1	W
4/27	* at La Salle	5-1	W
5/1	at Princeton	1-0	W
5/1	at Princeton	2-3	L
5/2	* at La Salle	1-0	W
5/4	* at Rhode Island	0-2	L
5/4	* at Rhode Island	2-0	W
5/5	* at Rhode Island	5-4	W
5/9	w** vs. Temple	4-5	L
5/10	w** Massachusetts	0-4	L

## 2003

25-15 Overall, 8-4 Atlantic 10

Head Coach: Moo Moyer

Date	Opponent	Result	W/L/T
3/8	c vs. Fairfield	8-2	W
3/10	c vs. Tennessee-Martin	0-1	L
3/10	c vs. Youngstown State	0-7	L
3/11	c vs. Yale	6-4	W
3/11	c vs. Butler	1-0	W
3/13	c vs. Appalachian State	2-4	L
3/13	c vs. Indiana-Purdue	4-5	L
3/14	c vs. Bucknell	5-3	W
3/14	c vs. Austin Peay	2-6	L
3/18	at Delaware	5-3	W
3/18	at Delaware	3-1	W
3/25	LAFAYETTE	18-7	W
3/25	LAFAYETTE	2-1	W
3/26	* at Temple	5-6	L
3/27	* at Temple	3-6	L
3/28	* GEORGE WASHINGTON	7-2	W
3/28	* GEORGE WASHINGTON	6-0	W
4/6	* at Rhode Island	2-1	W
4/6	* at Rhode Island	4-0	W
4/13	* ST. BONAVENTURE	5-2	W
4/13	* ST. BONAVENTURE	6-2	W

4/16	DREXEL	1-0	W
4/16	DREXEL	3-2	W
4/19	* at Fordham	1-2	L
4/19	* at Fordham	6-2	W
4/22	* LA SALLE	7-1	W
4/22	* LA SALLE	3-2	W
4/23	at Rutgers	5-4	W
4/23	at Rutgers	4-13	L
4/26	* at Dayton	2-1	W
4/26	* at Dayton	0-1	L
4/29	at Villanova	2-5	L
4/29	at Villanova	6-14	L
5/3	o vs. Rider	11-0	W
5/3	o vs. Rider	7-3	W
5/4	at Princeton	1-7	L
5/4	at Princeton	3-0	W
5/8	h** vs. Temple	1-2	L
5/9	h** vs. Fordham	3-2	W
5/9	h** vs. Temple	0-6	L

## 2004

21-29 Overall, 8-4 Atlantic 10

Head Coach: Moo Moyer

Date	Opponent	Result	W/L/T
3/3	at Delaware	2-0	W
3/3	at Delaware	0-1	L
3/7	at Georgia State	0-1	L
3/7	at Georgia State	1-6	L
3/9	p vs. Western Illinois	4-2	W
3/9	p vs. Alabama State	10-0	W
3/10	at #6 Georgia	0-9	L
3/10	at #6 Georgia	1-15	L
3/11	at #24 Georgia Tech	1-9	L
3/11	at #24 Georgia Tech	0-6	L
3/12	q vs. Robert Morris	5-1	W
3/12	q vs. Central Michigan	4-1	W
3/13	at #5 Florida State	0-7	L
3/13	at #5 Florida State	0-14	L
3/14	at Florida A&M	2-5	L
3/23	at Lafayette	8-0	W
3/23	at Lafayette	0-1	L
3/25	at Monmouth	5-6	L
3/25	at Monmouth	0-2	L
3/27	* RHODE ISLAND	3-2	W
3/27	* RHODE ISLAND	2-1	W
4/6	at Rider	0-7	L
4/6	at Rider	8-0	W
4/8	at Maryland	1-4	L
4/8	at Maryland	0-2	L
4/10	* at St. Bonaventure	12-0	W
4/10	* at St. Bonaventure	14-2	W
4/15	at Drexel	8-0	W
4/15	at Drexel	2-3	L
4/19	at Saint Peter's	11-3	W
4/19	at Saint Peter's	0-2	L
4/21	* TEMPLE	0-2	L
4/21	* TEMPLE	0-2	L
4/23	* DAYTON	3-2	W
4/23	* DAYTON	5-1	W
4/27	PRINCETON	7-8	L
4/27	PRINCETON	0-2	L
4/28	at Lehigh	1-9	L
4/28	at Lehigh	6-4	W
5/1	* at La Salle	2-4	L
5/1	* at La Salle	4-0	W
5/8	* at Fordham	2-0	W
5/8	* at Fordham	2-3	L
5/10	at Villanova	2-0	W
5/10	at Villanova	2-5	L
5/13	h** vs. Temple	2-1	W
5/14	h** vs. Massachusetts	3-0	W
5/15	h** vs. Temple	1-2	L
5/15	h** vs. Temple	0-1	L

## 2005

21-23 Overall, 8-6 Atlantic 10

Head Coach: Moo Moyer

Date	Opponent	Result	W/L/T
3/8	! vs. Troy	1-5	L
3/8	! vs. Troy	0-3	L
3/11	q vs. Eastern Kentucky	8-0	W
3/11	q at #21 Florida State	0-4	L



# YEAR-BY-YEAR RESULTS

3/12	q	vs. Iowa State	7-2	W
3/12	q	vs. Radford	2-10	L
3/13	q	vs. Maryland	0-3	L
3/18	s	vs. Monmouth	6-7	L
3/18	s	vs. Penn	1-4	L
3/19	s	vs. Lafayette	9-0	W
3/19	s	vs. Saint Peter's	2-3	L
3/20	s	vs. Albany	0-6	L
3/22		LAFAYETTE	3-2	W
3/22		LAFAYETTE	3-2	W
3/26	*	FORDHAM	4-8	L
3/26	*	FORDHAM	6-10	L
3/31		SAINT PETER'S	3-2	W
3/31		SAINT PETER'S	4-1	W
4/5		RIDER	3-7	L
4/5		RIDER	6-1	W
4/7		at Villanova	0-5	L
4/7		at Villanova	0-2	L
4/9		at Manhattan	2-8	L
4/9		at Manhattan	4-0	W
4/13		DREXEL	5-1	W
4/13		DREXEL	1-0	W
4/15	*	at Massachusetts	3-8	L
4/15	*	at Massachusetts	1-13	L
4/17	*	at Rhode Island	2-0	W
4/17	*	at Rhode Island	8-4	W
4/21	*	at Temple	1-4	L
4/21	*	at Temple	2-1	W
4/25	*	at Dayton	0-4	L
4/25	*	at Dayton	1-0	W
4/26		at Princeton	3-1	W
4/26		at Princeton	2-0	W
4/29	*	GEORGE WASHINGTON	10-2	W
4/29	*	GEORGE WASHINGTON	12-11	W
5/1	*	ST. BONAVENTURE	2-1	W
5/1	*	ST. BONAVENTURE	7-1	W
5/9		LEHIGH	1-3	L
5/9		LEHIGH	4-5	L
5/12	y**	vs. Massachusetts	1-10	L
5/13	y**	vs. St. Bonaventure	0-1	L

## 2006

13-38-1 Overall, 4-14 Atlantic 10  
Head Coach: Moo Moyer

Date		Opponent	Result	W/L/T
3/3	t	vs. Virginia	3-12	L
3/3	t	vs. Evansville	1-10	L
3/4	t	vs. Oklahoma State	1-9	L
3/4	t	vs. South Dakota State	1-3	L
3/6	u	vs. Maine	0-6	L
3/6	u	vs. Saint Peter's	3-4	L
3/7	u	vs. Yale	3-5	L
3/9	u	vs. IPFW	4-0	W
3/9	u	vs. Monmouth	3-5	L
3/10	u	vs. Valparaiso	1-6	L
3/10	u	vs. Lehigh	1-6	L
3/11	u	vs. UMKC	1-0	W
3/16	s	vs. Rider	2-4	L
3/16	s	vs. Providence	5-4	W
3/17	s	vs. St. Francis (Pa.)	1-9	L
3/17	s	vs. Albany	1-1	T
3/17	s	vs. Drexel	9-7	W
3/18	s	vs. UMBC	1-6	L
3/21		at Lafayette	7-3	W
3/21		at Lafayette	1-5	L
3/22		vs. Niagara	3-5	L
3/22		vs. Niagara	0-6	L
3/23		MANHATTAN	9-1	W
3/23		MANHATTAN	0-6	L
3/26	*	SAINT LOUIS	3-1	W
3/26	*	SAINT LOUIS	3-5	L
3/29		at Saint Peter's	0-2	L
3/29		at Saint Peter's	7-5	W
3/31	*	ST. BONAVENTURE	0-5	L
3/31	*	ST. BONAVENTURE	5-3	W
4/4		at Rider	2-3	L
4/4		at Rider	9-5	W
4/7	*	at Dayton	2-3	L
4/7	*	at Dayton	0-1	L
4/11		at Drexel	0-2	L
4/11		at Drexel	5-3	W
4/13	*	at Massachusetts	0-5	L
4/13	*	at Massachusetts	0-8	L

4/15	*	at Rhode Island	3-6	L
4/15	*	at Rhode Island	5-2	W
4/18		VILLANOVA	8-9	L
4/18		VILLANOVA	1-6	L
4/21	*	FORDHAM	0-8	L
4/21	*	FORDHAM	11-15	L
4/26	*	TEMPLE	1-2	L
4/26	*	TEMPLE	0-12	L
4/28	*	LA SALLE	3-1	W
4/28	*	LA SALLE	2-3	L
4/30		PRINCETON	0-6	L
4/30		PRINCETON	1-5	L
5/7	*	at Charlotte	1-4	L
5/7	*	at Charlotte	4-5	L

## 2007

13-25 Overall, 6-12 Atlantic 10  
Head Coach: Terri Adams

Date		Opponent	Result	W/L/T
3/3	v	vs Michigan State	3-4	L
3/3	v	vs Lehigh	2-10	L
3/4	v	vs Harvard	0-8	L
3/4	v	vs Harvard	0-9	L
3/5	v	vs Robert Morris	7-0	W
3/5	v	vs Robert Morris	4-8	L
3/6	v	vs Michigan State	0-9	L
3/6	v	vs Michigan State	0-8	L
3/10	v	vs Quinnipiac	1-3	L
3/10	v	vs Quinnipiac	5-0	W
3/11	v	vs Boston University	5-6	L
3/11	v	vs Boston University	5-14	L
3/25		at Manhattan	0-2	L
3/25		at Manhattan	3-2	W
3/29		SAINT PETER'S	3-2	W
3/29		SAINT PETER'S	5-7	L
4/1	*	at La Salle	5-1	W
4/1	*	at La Salle	7-11	L
4/3		at Villanova	0-6	L
4/3		at Villanova	5-0	W
4/5	*	at George Washington	0-2	L
4/6	*	at George Washington	0-1	L
4/7	*	at Fordham	2-3	L
4/7	*	at Fordham	3-2	W
4/11		DREXEL	7-4	W
4/11		DREXEL	3-2	W
4/13	*	DAYTON	5-2	W
4/14	*	DAYTON	5-4	W
4/18	*	at Temple	0-6	L
4/18	*	at Temple	0-8	L
4/20	*	RHODE ISLAND	2-1	W
4/21	*	RHODE ISLAND	6-7	L
4/22	*	MASSACHUSETTS	2-10	L
4/22	*	MASSACHUSETTS	0-8	L
4/29	*	at Saint Louis	5-6	L
4/29	*	at Saint Louis	1-3	L
5/4	*	at St. Bonaventure	1-0	W
5/5	*	at St. Bonaventure	1-2	L

## 2008

19-23 Overall, 11-9 Atlantic 10  
Head Coach: Terri Adams

Date		Opponent	Result	W/L/T
2/23	l	vs. Troy	5-4	W
2/23	l	vs. Winthrop	2-8	L
2/24	l	vs. Rutgers	0-1	L
2/24	l	vs. Villanova	4-10	L
3/5	z	vs. Michigan State	5-7	L
3/5	z	vs. Michigan State	3-4	L
3/6	z	vs. Jacksonville	1-2	L
3/6	z	vs. South Florida	1-5	L
3/7	z	vs. Penn State	2-4	L
3/8	z	vs. North Carolina State	1-6	L
3/9	z	vs. Maine	5-1	W
3/12		at Rider	13-5	W
3/21	*	ST. BONAVENTURE	2-3	L
3/21	*	ST. BONAVENTURE	4-0	W
3/25		at Delaware	2-4	L
3/30	*	at Dayton	3-0	W
3/30	*	at Dayton	1-2	L
4/2		LAFAYETTE	3-0	W
4/5	*	SAINT LOUIS	6-1	W
4/5	*	SAINT LOUIS	4-6	L
4/8		at Drexel	2-3	L

4/11	*	at Massachusetts	0-1	L
4/12	*	at Massachusetts	1-4	L
4/13	*	at Rhode Island	9-4	W
4/13	*	at Rhode Island	1-2	L
4/16	*	TEMPLE	11-0	W
4/16	*	TEMPLE	4-0	W
4/20	*	LA SALLE	2-0	W
4/20	*	LA SALLE	5-2	W
4/22		at Villanova	0-4	L
4/22		at Villanova	4-1	W
4/23		FAIRLEIGH DICKINSON	8-2	W
4/23		FAIRLEIGH DICKINSON	5-4	W
4/25	*	FORDHAM	6-5	W
4/26	*	FORDHAM	1-3	L
4/27	*	GEORGE WASHINGTON	0-3	L
4/27	*	GEORGE WASHINGTON	4-3	W
5/4	*	at Charlotte	3-1	W
5/4	*	at Charlotte	0-2	L
5/7	^**	vs. Fordham	0-1	L
5/7	^**	vs. Saint Louis	4-1	W
5/8	^**	vs. Fordham	1-5	L

## 2009

27-20 Overall, 9-7 Atlantic 10  
Head Coach: Terri Adams

Date		Opponent	Result	W/L/T
2/13	∞	vs. Ohio	2-4	L
2/13	∞	vs. Charleston Southern	3-1	W
2/14	∞	vs. Bucknell	1-2	L
2/14	∞	at Campbell	8-6	W
2/27	\$	vs. Penn	9-1	W
2/28	\$	at George Mason	8-4	W
2/28	\$	vs. Cornell	1-8	L
3/6	!	vs. Creighton	2-10	L
3/6	!	vs. Creighton	0-8	L
3/7	!	vs. Minnesota	0-8	L
3/7	!	vs. Minnesota	0-5	L
3/8	!	at #13 Arizona	5-14	L
3/8	!	at #13 Arizona	1-20	L
3/10		vs. Quinnipiac	3-2	W
3/11		at UC Riverside	1-7	L
3/11		at UC Riverside	5-4	W
3/12		vs. Quinnipiac	6-5	W
3/18		at Penn	4-1	W
3/18		at Penn	10-0	W
3/20	*	at La Salle	8-0	W
3/21	*	at La Salle	8-0	W
3/22		vs. Boston University	3-1	W
3/22		at Lehigh	2-3	L
3/24		at Drexel	8-2	W
4/4	*	at Fordham	6-8	L
4/4	*	at Fordham	2-6	L
4/5	*	at George Washington	10-1	W
4/5	*	at George Washington	1-0	W
4/8		at Lafayette	6-4	W
4/10	e*	MASSACHUSETTS	3-4	L
4/10	e*	MASSACHUSETTS	0-8	L
4/12	%*	RHODE ISLAND	9-1	W
4/12	%*	RHODE ISLAND	9-1	W
4/17	*	at Saint Louis	1-3	L
4/17	*	at Saint Louis	3-4	L
4/26	d*	DAYTON	4-0	W
4/26	d*	DAYTON	5-7	L
4/28		at Villanova	3-0	W
4/28		at Villanova	2-1	W
5/1	*	at St. Bonaventure	4-0	W
5/2	*	at St. Bonaventure	3-0	W
5/6	y**	at Fordham	3-5	L
5/6	y**	vs. St. Bonaventure	10-8	W
5/8	y**	at Fordham	7-3	W
5/8	y**	vs. Saint Louis	3-1	W
5/9	y**	vs. Charlotte	3-0	W
5/9	y**	vs. Massachusetts	0-11	L

## 2010

29-18 Overall, 11-7 Atlantic 10  
Head Coach: Terri Adams

Date		Opponent	Result	W/L/T
2/19	^	at #23 North Carolina	3-6	L
2/20	^	vs. Delaware	6-0	W
2/20	^	vs. UNC Greensboro	2-1	W
2/21	^	at #23 North Carolina	0-8	L
3/5	!	vs. Ball State	2-1	W



# YEAR-BY-YEAR RESULTS

3/5	!	vs. Jacksonville	8-3	W
3/6	!	vs. Radford	0-9	L
3/6	!	vs. Toledo	9-5	W
3/7	!	vs. Florida Gulf Coast	4-0	W
3/9		at South Florida	4-5	L
3/10	z	vs. Penn State	3-6	L
3/13	#	vs. Boston University	4-1	W
3/13	#	vs. Maine	4-1	W
3/14	#	vs. New Mexico State	3-4	L
3/17		at Penn	1-0	W
3/17		at Penn	1-7	L
3/19	o	vs. Niagara	2-9	L
3/19	o	at UMBC	7-3	W
3/21	o	vs. Georgetown	3-2	W
3/21	o	at UMBC	3-2	W
3/25		at Rider	2-0	W
3/28	*c	SAINT LOUIS	0-2	L
3/28	*c	SAINT LOUIS	0-6	L
4/3	*c	ST. BONAVENTURE	3-1	W
4/3	*c	ST. BONAVENTURE	2-4	L
4/6		at Villanova	2-1	W
4/6	d	VILLANOVA	1-2	L
4/9	*	at Dayton	11-1	W
4/10	*	at Dayton	6-0	W
4/14	Q	DREXEL	2-1	W
4/16	*	at Charlotte	2-3	L
4/17	*	at Charlotte	1-2	L
4/21	Q	LAFAYETTE	4-1	W
4/23	*d	GEORGE WASHINGTON	3-0	W
4/24	*d	GEORGE WASHINGTON	1-0	W
4/28	*c	TEMPLE	5-0	W
4/28	*c	TEMPLE	2-0	W
4/30	*o	LA SALLE	5-1	W
5/1	*o	LA SALLE	9-1	W
5/7	*	at Rhode Island	6-1	W
5/7	*	at Rhode Island	9-3	W
5/9	*	at #20 Massachusetts	0-5	L
5/9	*	at #20 Massachusetts	0-9	L
5/12	h**	vs. Saint Louis	5-2	W
5/13	h**	at #21 Massachusetts	0-3	L
5/13	h**	vs. Saint Louis	2-0	W
5/14	h**	vs. Charlotte	2-5	L

## 2011

31-16 Overall, 10-4 Atlantic 10  
Head Coach: Terri Adams

Date	Opponent	Result	W/L/T
2/18	† vs. James Madison	5-6	L
2/18	† at Coastal Carolina	1-5	L
2/19	† vs. Bucknell	8-5	W
2/19	† vs. James Madison	3-2	W
2/20	† at Coastal Carolina	2-8	L
2/25	≈ vs. North Carolina State	6-7	L
2/25	≈ vs. Georgetown	2-0	W
2/26	≈ at North Carolina	8-0	W
2/26	≈ vs. North Carolina State	5-3	W
3/4	z vs. Jacksonville	0-2	L
3/4	z vs. Bethune-Cookman	2-1	W
3/5	z vs. Wagner	5-0	W
3/5	z vs. Toledo	6-5	W
3/6	z vs. Florida International	3-2	W
3/8	z vs. Central Michigan	2-0	W
3/11	z vs. St. John's	0-3	L
3/11	z vs. Robert Morris	3-8	L
3/12	z vs. Quinnipiac	8-5	W
3/12	z vs. Maryland	1-4	L
3/13	z vs. Ball State	7-3	W
3/16	at Penn	5-2	W
3/18	d* DAYTON	3-0	W
3/18	d* DAYTON	4-8	L
3/22	at Villanova	2-1	W
3/2	at Villanova	2-3	L
3/26	d* RHODE ISLAND	8-0	W
3/26	d* RHODE ISLAND	10-4	W
3/27	d* MASSACHUSETTS	4-6	L
3/27	d* MASSACHUSETTS	5-2	W
3/30	at Rider	6-1	W
4/1	* at George Washington	10-0	W
4/2	* at George Washington	1-0	W
4/3	* at Fordham	1-0	W
4/3	* at Fordham	0-1	L
4/6	at Delaware	4-5	L
4/14	at Drexel	9-3	W

4/20		at Towson	5-1	W
4/26	*	at Temple	5-4	W
4/26	*	at Temple	12-4	W
4/30	*	at St. Bonaventure	3-4	L
4/30	*	at St. Bonaventure	13-4	W
5/11	^**	vs. Dayton	6-3	W
5/12	^**	vs. Massachusetts	1-3	L
5/13	^**	vs. Charlotte	3-2	W
5/13	^**	vs. Massachusetts	6-2	W
5/4	^**	vs. Fordham	0-4	L

## 2012

22-29-1 Overall, 9-10-1 Atlantic 10  
Head Coach: Terri Adams

Date	Opponent	Result	W/L/T
2/17	∞ vs. Ohio	1-2	L
2/17	∞ vs. Towson	7-2	W
2/18	∞ vs. Robert Morris	2-0	W
2/18	∞ at Campbell	1-0	W
2/25	Σ vs. Virginia	1-3	L
2/26	Σ vs. Colgate	9-4	W
2/26	Σ at Virginia	3-8	L
3/2	& vs. BYU	2-3	L
3/2	& vs. Cal Poly	4-6	L
3/3	& vs. Fresno State	0-3	L
3/3	& vs. San Diego State	3-1	W
3/4	& vs. Utah State	3-4	L
3/6	@ UC Riverside	1-2	L
3/9	@ vs. Loyola Marymount	0-1	L
3/9	@ at UC Riverside	0-4	L
3/10	@ vs. Loyola Marymount	4-7	L
3/10	@ vs. Quinnipiac	0-1	L
3/14	at Penn	0-1	L
3/14	at Penn	3-1	W
3/17	at Delaware State	4-5	L
3/17	at Delaware State	10-0	W
3/21	RIDER	1-0	W
3/21	RIDER	2-4	L
3/25	* at Charlotte	3-0	W
3/25	* at Charlotte	2-1	W
3/28	at Monmouth	2-3	L
4/1	* LA SALLE	4-1	W
4/1	* LA SALLE	11-1	W
4/5	* FORDHAM	0-1	L
4/6	* FORDHAM	1-4	L
4/7	* GEORGE WASHINGTON	4-12	L
4/7	* GEORGE WASHINGTON	6-1	W
4/10	at Lafayette	4-0	W
4/10	at Lafayette	9-2	W
4/12	DREXEL	4-7	L
4/15	* at Dayton	1-3	L
4/15	* at Dayton	1-2	L
4/17	at Villanova	5-3	W
4/20	* at Massachusetts	2-8	L
4/21	* at Massachusetts	3-9	L
4/22	* at Rhode Island	11-1	W
4/22	* at Rhode Island	3-3	T
4/25	* TEMPLE	1-3	L
4/25	* TEMPLE	3-7	L
4/29	* SAINT LOUIS	2-0	W
4/29	* SAINT LOUIS	3-5	L
5/4	* ST. BONAVENTURE	10-0	W
5/5	* ST. BONAVENTURE	10-2	W
5/9	Δ** vs. Temple	6-0	W
5/10	Δ** vs. Fordham	1-4	L
5/10	Δ** vs. Charlotte	6-1	W
5/11	Δ** vs. George Washington	0-1	L

## 2013

37-10-1 Overall, 17-5 Atlantic 10  
Head Coach: Terri Adams

Date	Opponent	Result	W/L/T
2/15	< vs. St. John's	4-1	W
2/15	< vs. Georgetown	3-1	W
2/16	< vs. Georgetown	3-1	W
2/16	< vs. St. John's	8-8	T
3/1	z vs. Loyola Marymount	4-3	W
3/1	z vs. Central Michigan	3-8	L
3/2	z vs. Western Michigan	1-7	L
3/2	z vs. Maine	8-2	W
3/3	z vs. Georgia State	9-3	W
3/8	z vs. Providence	6-1	W
3/8	z vs. Northwestern	0-4	L

3/9	z	vs. Quinnipiac	7-6	W
3/9	z	vs. Toledo	6-3	W
3/10	z	vs. Youngstown State	6-2	W
3/13		PENN	5-0	W
3/15		at Drexel	3-0	W
3/19		VILLANOVA	8-5	W
3/24	*	at La Salle	7-1	W
3/24	*	at La Salle	8-0	W
3/27		DELAWARE	4-3	W
3/27		DELAWARE	7-1	W
3/30	*	CHARLOTTE	6-3	W
3/30	*	CHARLOTTE	3-2	W
4/6	*	at St. Bonaventure	6-0	W
4/6	*	at St. Bonaventure	8-4	W
4/9	*	at Temple	14-5	W
4/9	*	at Temple	1-10	L
4/11		at Rider	11-7	W
4/14	*	DAYTON	2-0	W
4/14	*	DAYTON	3-1	W
4/16		DELAWARE STATE	6-0	W
4/20	*	at Butler	5-4	W
4/20	*	at Butler	2-5	L
4/21	*	at Saint Louis	2-4	L
4/21	*	at Saint Louis	5-3	W
4/26	*	MASSACHUSETTS	1-2	L
4/27	*	MASSACHUSETTS	5-4	W
4/28	*	RHODE ISLAND	1-0	W
4/28	*	RHODE ISLAND	2-1	W
5/3	*	at Fordham	4-5	L
5/4	*	at Fordham	3-2	W
5/5	*	at George Washington	5-2	W
5/5	*	at George Washington	2-1	W
5/9	**h	vs. Saint Louis	4-3	W
5/10	**h	vs. Fordham	1-3	L
5/10	**h	vs. Temple	6-3	W
5/11	**h	vs. Fordham	7-1	W
5/11	**h	vs. Fordham	5-6	L

## 2014

22-20 Overall, 10-6 Atlantic 10  
Head Coach: Terri Adams

Date	Opponent	Result	W/L/T
2/22	© vs. Niagara	W	7-3
2/22	© at Elon	L	1-2
2/23	© vs. Niagara	L	2-5
2/23	© vs. Iona	W	5-2
3/1	v vs. Hartford	W	9-8
3/1	v at Hampton	L	0-8
3/2	v vs. Fairleigh Dickinson	L	2-3
3/7	z vs. Western Michigan	W	7-6
3/8	z vs. Maine	W	6-3
3/8	z vs. Southern Illinois	L	5-7
3/9	z vs. Providence	W	4-1
3/9	z at South Florida	L	0-5
3/14	z vs. Central Connecticut	L	1-2
3/14	z vs. Rutgers	L	2-10
3/15	z vs. Wagner	L	1-6
3/15	z vs. Bryant	L	1-2
3/16	z vs. Miami	W	4-2
3/22	* GEORGE MASON	W	9-6
3/22	* GEORGE MASON	W	1-0
3/23	at Penn	W	5-2
3/23	at Penn	W	5-0
4/2	MONMOUTH	L	3-4
4/5	* at Rhode Island	L	1-2
4/5	* at Rhode Island	L	3-6
4/9	RIDER	W	5-0
4/11	* at Saint Louis	W	6-0
4/12	* at Saint Louis	L	3-9
4/13	* at Dayton	L	2-5
4/13	* at Dayton	W	3-2
4/16	at Lehigh	L	1-5
4/19	* GEORGE WASHINGTON	W	11-0
4/19	* GEORGE WASHINGTON	W	7-5
4/23	* LA SALLE	W	12-7
4/23	* LA SALLE	W	3-1
4/27	* at Massachusetts	L	1-4
4/27	* at Massachusetts	L	5-6
5/3	* ST. BONAVENTURE	W	4-1
5/3	* ST. BONAVENTURE	W	7-2
5/7	y** vs. La Salle	W	7-4
5/8	y** vs. Saint Louis	L	5-6
5/9	y** vs. Dayton	W	9-5



# YEAR-BY-YEAR RESULTS

5/9 y\*\* vs. Saint Louis.....L 8-11

## 2015

23-19 Overall, 8-11 Atlantic 10  
Head Coach: Terri Adams

Date	Opponent	Result	W/L/T
2/13	Ó vs. UMBC	13-2	W
2/14	Ó vs. UMBC	8-4	W
2/14	Ó vs. Georgetown	1-5	L
2/22	vs. Saint Francis	1-5	L
2/22	vs. Saint Francis	1-3	L
2/27	Ç vs. Mt. St. Mary's	13-0	W
2/27	Ç vs. Loyola	5-9	L
2/28	Ç vs. Loyola	7-0	W
2/28	Ç at Coastal Carolina	10-8	W
3/1	Ç vs. Mt. St. Mary's	8-0	W
3/10	z vs. Hampton	12-2	W
3/10	z vs. Fairfield	8-7	W
3/11	z vs. Niagara	8-0	W
3/11	z vs. South Dakota	6-5	W
3/13	z vs. UMass-Lowell	5-3	W
3/13	z vs. Seton Hall	3-2	W
3/14	z vs. Iowa State	1-5	L
3/14	z vs. Purdue	2-6	L
3/15	z vs. Green Bay	7-3	W
3/22	* RHODE ISLAND	14-6	W
3/22	* RHODE ISLAND	9-3	W
3/25	* SAINT PETER'S	10-2	W
3/28	* MASSACHUSETTS	14-5	W
3/29	* MASSACHUSETTS	10-2	W
3/29	* MASSACHUSETTS	12-2	W
4/1	at LIU Brooklyn	9-11	L
4/3	* at George Mason	7-4	W
4/3	* at George Mason	2-4	L
4/4	* at George Mason	5-6	L
4/11	* DAYTON	1-7	L
4/11	* DAYTON	0-9	L
4/12	* DAYTON	1-6	L
4/15	at Monmouth	5-2	W
4/18	* at Fordham	0-8	L
4/18	* at Fordham	0-8	L
4/19	* at Fordham	0-4	L
4/25	* SAINT LOUIS	1-7	L
4/25	* SAINT LOUIS	1-11	L
4/26	* SAINT LOUIS	5-6	L
4/29	* at La Salle	5-3	W
4/29	* at La Salle	6-4	W

## 2016

25-26-1 Overall, 10-12-1 Atlantic 10  
Head Coach: Terri Adams

Date	Opponent	Result	W/L/T
2/19	^ vs. Stony Brook	1-3	L
2/19	^ vs. Presbyterian	8-0	W
2/20	^ vs. Presbyterian	0-1	L
2/20	^ at Charlotte	1-5	L
2/21	^ vs. Stony Brook	2-3	L
2/26	¥ vs. Toledo	8-2	W
2/27	¥ vs. Toledo	11-0 (5)	W
2/27	¥ vs. Binghamton	3-8	L
2/28	¥ vs. Robert Morris	6-2	W
2/28	¥ at James Madison	1-2	L
3/4	& vs. Grand Canyon	3-4	L
3/5	& vs. Utah Valley	7-2	W
3/5	& at San Diego State	3-1	W
3/8	& vs. Pittsburgh	2-4	L
3/16	at Seton Hall	14-7	W
3/19	DELAWARE	5-3	W
3/19	DELAWARE	7-2	W
3/23	LEHIGH	9-6	W
3/23	LEHIGH	3-7	L
3/25	* at Dayton	4-3	W
3/26	* at Dayton	0-1	L
3/26	* at Dayton	1-1	T
3/30	MONMOUTH	3-6	L
4/2	* FORDHAM	2-10	L
4/2	* FORDHAM	0-6	L
4/3	* FORDHAM	4-12	L
4/6	at Drexel	12-2	W
4/9	* at Massachusetts	1-2	L
4/9	* at Massachusetts	7-1	W
4/10	* at Massachusetts	3-0	W
4/13	LIU-BROOKLYN	5-1	W

4/16	* GEORGE MASON	0-1	L
4/16	* GEORGE MASON	3-2	L
4/17	* GEORGE MASON	3-2	W
4/20	at Penn	0-7	L
4/20	at Penn	1-4	L
4/23	* at Saint Louis	1-3	L
4/23	* at Saint Louis	2-3	L
4/24	* at Saint Louis	5-6	L
4/27	* LA SALLE	3-1	W
4/27	* LA SALLE	7-1	W
4/30	* at George Washington	2-1	W
4/30	* at George Washington	0-4	L
5/1	* at George Washington	12-1	W
5/7	* ST. BONAVENTURE	8-1	W
5/8	* ST. BONAVENTURE	4-2	W
5/8	* ST. BONAVENTURE	4-7	L
5/11	** vs. Saint Louis	7-1	W
5/13	** vs. Fordham	1-0	W
5/14	** vs. Massachusetts	5-2	W
5/15	** vs. Fordham	3-4	L
5/15	** vs. Fordham	1-5	L

## 2017

25-28 Overall, 14-8 Atlantic 10  
Head Coach: Terri Adams

Date	Opponent	Result	W/L/T
2/17	z vs. Binghamton	0-4	L
2/17	z vs. Hofstra	5-6	L
2/18	z vs. Wisconsin	2-3	L
2/18	z vs. Oklahoma State	0-5	L
2/19	z vs. James Madison (#14)	0-8	L
3/3	© vs. Wagner	8-2	W
3/4	© vs. Iona	2-3	L
3/4	© vs. Wagner	3-2	W
3/5	© vs. Wagner	4-5	L
3/5	© vs. Wagner	3-1	W
3/10	z vs. Purdue	2-3	L
3/10	z at USF	9-11	L
3/11	z vs. SIUE	2-11	L
3/11	z vs. USC Upstate	2-3	L
3/12	z vs. Fort Wayne	1-3	L
3/17	z vs. Fairfield	12-6	W
3/17	z vs. Bethune-Cookman	8-15	L
3/18	z vs. Yale	1-0	W
3/18	z vs. LIU Brooklyn	3-0	W
3/19	z vs. North Florida	0-2	L
3/25	* SAINT LOUIS	3-8	L
3/25	* SAINT LOUIS	9-0	W
3/26	* SAINT LOUIS	5-1	W
3/29	at Monmouth	0-5	L
4/1	* at Fordham	2-0	W
4/2	* at Fordham	0-7	L
4/2	* at Fordham	3-4	L
4/5	at Lehigh	1-3	L
4/5	at Lehigh	1-2	L
4/8	* RHODE ISLAND	4-3	W
4/8	* RHODE ISLAND	4-1	W
4/9	* RHODE ISLAND	11-0	W
4/11	* at Delaware	8-7	W
4/11	at Delaware	10-0	W
4/14	* at St. Bonaventure	4-1	W
4/14	* at St. Bonaventure	3-0	W
4/15	* at St. Bonaventure	10-2	W
4/19	PENN.	5-4	W
4/22	* MASSACHUSETTS	0-1	L
4/23	* MASSACHUSETTS	1-3	L
4/27	* at La Salle	9-0	W
4/27	* at La Salle	1-0	W
4/29	* GEORGE WASHINGTON	2-3	L
4/29	* GEORGE WASHINGTON	5-11	L
4/30	* GEORGE WASHINGTON	8-3	W
5/3	DREXEL	0-2	L
5/6	* at George Mason	1-3	L
5/7	* at George Mason	6-4	W
5/7	* at George Mason	6-0	W
5/10	** vs. George Mason	3-2	W
5/12	** vs. Massachusetts	1-2	L
5/13	** vs. George Mason	4-1	W
5/13	** vs. Massachusetts	0-2	L

## 2018

25-28 Overall, 14-8 Atlantic 10  
Head Coach: Erin Brooks

Date	Opponent	Result	W/L/T
2/16	< vs. UMBC	10-6	W
2/16	< at ECU	0-3	L
2/17	< vs. Towson	2-7	L
2/17	< at ECU	1-3	L
2/18	< vs. UMBC	7-2	W
2/23	Ç vs. Pitt.	1-7	L
2/23	Ç at Coastal Carolina	5-2	W
2/24	Ç vs. Georgetown	7-3	W
2/24	Ç at Coastal Carolina	11-6	W
2/25	Ç vs. Pitt.	8-6	W
3/9	z vs. Central Michigan	5-4	W
3/8	z vs. UCF	1-9	L
3/10	z vs. Quinnipiac	1-2	L
3/10	z vs. Army	2-5	L
3/11	z vs. Robert Morris	1-0	W
3/16	z vs. Florida A&M	4-5	L
3/16	z vs. FGCU	1-2	L
3/17	z vs. Butler	7-4	W
3/17	z vs. South Florida	0-1	L
3/18	z vs. Quinnipiac	1-4	L
3/24	* at Saint Louis	1-9	L
3/25	* at Saint Louis	4-2	W
3/25	* at Saint Louis	1-3	L
3/28	DELAWARE	4-2	W
3/28	DELAWARE	6-2	W
3/30	* FORDHAM	0-4	L
3/30	* FORDHAM	2-11	L
3/31	* FORDHAM	4-1	W
4/3	* at Massachusetts	3-8	L
4/7	* at Massachusetts	0-4	L
4/8	* at Massachusetts	4-8	L
4/11	LEHIGH	3-6	L
4/11	LEHIGH	6-3	W
4/14	* DAYTON	0-3	L
4/14	* DAYTON	0-1	L
4/15	* DAYTON	0-6	L
4/18	at Penn	10-6	W
4/22	* at Rhode Island	20-1	W
4/22	* at Rhode Island	4-0	W
4/22	* at Rhode Island	4-2	W
4/26	* LA SALLE	9-8	W
4/26	* LA SALLE	6-0	W
4/28	* at George Washington	2-4	L
4/28	* at George Washington	8-4	W
4/29	* at George Washington	2-8	L
5/2	at Drexel	2-8	L
5/5	* ST. BONAVENTURE-1	7-1	W
5/5	* ST. BONAVENTURE-2	9-5	W
5/6	* ST. BONAVENTURE	4-0	W

## 2019

25-28 Overall, 14-8 Atlantic 10  
Head Coach: Erin Brooks

Date	Opponent	Result	W/L/T
2/15	§ vs. Providence	5-1	W
2/15	§ vs. Stetson	6-2	W
2/16	§ vs. Bethune-Cookman	3-1	W
2/16	§ vs. Iowa	4-1	W
2/17	§ vs. Troy	4-7	L
3/2	ƒ vs. Brown	7-5	W
3/2	ƒ at Georgetown	5-0	W
3/3	ƒ vs. Harvard	5-6	L
3/8	z vs. UCF	0-3	L
3/8	z vs. #17 Indiana	1-2	L
3/9	z vs. Penn State	0-6	L
3/9	z vs. Toledo	8-5	W
3/10	z vs. Providence	2-3	L
3/13	z vs. Purdue	4-8	L
3/15	¥ vs. Rutgers	5-6	L
3/15	¥ at James Madison	2-14	L
3/16	¥ vs. Morgan State	13-4	W
3/17	¥ vs. Binghamton	3-3	W
3/17	¥ vs. Rutgers	4-8	L
3/20	VILLANOVA	2-3	L
3/23	* RHODE ISLAND	2-1	W
3/24	* RHODE ISLAND	15-0	W
3/24	* RHODE ISLAND	10-1	W
3/27	at Delaware	1-6	L
3/27	at Delaware	3-1	W



# YEAR-BY-YEAR RESULTS

3/30	*	GEORGE WASHINGTON	2-5	L
3/30	*	GEORGE WASHINGTON	5-7	L
3/31	*	GEORGE WASHINGTON	7-4	W
4/3		at Lehigh	1-6	L
4/3		at Lehigh	6-5	W
4/6	*	St St. Bonaventure	13-0	W
4/6	*	at St. Bonaventure	8-2	W
4/7	*	at St. Bonaventure	8-6	W
4/13	*	GEORGE MASON	0-3	L
4/13	*	GEORGE MASON	5-3	W
4/14	*	GEORGE MASON	4-0	W
4/17	*	PENN.	4-1	W
4/19	*	at Fordham	1-3	L
4/19	*	at Fordham	1-2	L
4/20	*	at Fordham	2-18	L
4/24	*	at La Salle	8-2	W
4/24	*	at La Salle	3-2	W
4/27	*	SAINT LOUIS	4-6	L
4/27	*	SAINT LOUIS	0-12	L
4/28	*	SAINT LOUIS	8-0	W
5/1		DREXEL	3-1	W
5/4	*	at Dayton	4-5	L
5/4	*	at Dayton	5-8	L
5/5	*	at Dayton	8-1	W
5/8	**	vs. Dayton	11-0	W
5/9	**	vs. Fordham	3-1	W
5/10	**	vs. George Washington	11-12	L
5/11	**	vs. Fordham	2-10	L

### 2020

4-11 Overall, 0-0 Atlantic 10  
Head Coach: Erin Brooks

Date	Opponent	Result	W/L/T
2/14	c vs. Georgia Southern	1-5	L
2/14	c vs. Charleston Southern	2-1	W
2/15	c vs. Bethune-Cookman	10-1	W
2/15	c vs. Appalachian State	3-10	L
2/15	c vs. Lehigh	2-4	L
2/21	o at North Carolina State	2-7	L
2/22	o vs. Bucknell	6-2	W
2/22	o at North Carolina State	0-7	L
2/23	o vs. Indiana	0-5	L
3/6	a vs. UNLV	3-5	L
3/6	a vs. Montana	1-5	L
3/7	a vs. UNLV	1-5	L
3/7	a at Grand Canyon University	3-4	L
3/8	a vs. Montana	4-2	W
3/10	a at #3 Arizona	1-11	L

\*\* Season Cut Short Due To COVID-19\*\*

### 2021

26-20 Overall, 19-3 Atlantic 10  
Head Coach: Erin Brooks

Date	Opponent	Result	W/L/T
3/5	at Towson	8-4	W
3/6	* at George Mason	6-10	L
3/6	* at George Mason	0-8	L
3/7	at Delaware	2-5	L
3/10	VILLANOVA	0-5	L
3/12	ARMY	3-1	W
3/13	ARMY	0-8	L
3/13	ARMY	6-5	W
3/14	LEHIGH	6-3	W
3/14	LEHIGH	3-2	W
3/20	* at La Salle	12-0	W
3/20	* at La Salle	10-0	W
3/21	* at La Salle	18-4	W
3/21	* at La Salle	13-0	W
3/25	DREXEL	3-7	L
3/25	DREXEL	6-2	W
3/27	at Villanova	1-8	L
3/27	at Villanova	1-7	L
4/3	at Penn	1-2	L
4/3	at Penn	1-7	L
4/9	* MASSACHUSETTS	1-3	L
4/9	* MASSACHUSETTS	9-3	W
4/10	* MASSACHUSETTS	17-11	W
4/10	* MASSACHUSETTS	9-12	L
4/14	at Penn	3-1	W
4/17	* GEORGE WASHINGTON	0-8	L
4/17	* GEORGE WASHINGTON	6-16	L
4/21	at Towson	0-1	L
4/21	at Towson	0-2	L

4/23	*	RHODE ISLAND	6-0	W
4/23	*	RHODE ISLAND	9-0	W
4/24	*	RHODE ISLAND	8-0	W
4/24	*	RHODE ISLAND	12-4	W
4/25	*	RHODE ISLAND	12-2	W
4/25	*	RHODE ISLAND	10-0	W
4/28		at Drexel	5-8	L
4/30	*	LA SALLE	5-1	W
5/1	*	LA SALLE	10-2	W
5/1	*	LA SALLE	5-3	W
5/2	*	LA SALLE	5-4	W
5/7	*	at Fordham	10-0	W
5/8	*	at Fordham	6-0	W
5/8	*	at Fordham	1-7	L
5/9	*	at Fordham	9-1	W
5/13	**	FORDHAM	3-7	L
5/13	**	GEORGE WASHINGTON	0-8	L

### 2022

23-23 Overall, 14-8 Atlantic 10  
Head Coach: Erin Brooks

Date	Opponent	Result	W/L/T
2/11	t vs. Marshall	0-8	L
2/11	t at Georgia Tech	1-4	L
2/12	t at Georgia Tech	5-8	L
2/12	t vs. Marshall	4-6	L
2/13	t vs. Villanova	5-7	L
2/19	μ at UMBC	9-1	W
2/19	μ vs. Seton Hall	9-0	W
2/20	μ at UMBC	1-6	L
2/20	μ vs. Seton Hall	2-11	L
2/25	z vs. St. John's	0-6	L
2/25	z at USF	0-5	L
2/26	z vs. Fairfield	2-1	W
2/26	z vs. St. John's	7-3	W
2/27	z vs. Fairfield	1-2	L
3/15	* GEORGE WASHINGTON	1-3	L
3/15	* GEORGE WASHINGTON	0-2	L
3/16	* GEORGE WASHINGTON	0-8	L
3/19	* GEORGE MASON	4-2	W
3/19	* GEORGE MASON	8-0	W
3/20	* GEORGE MASON	5-2	W
3/23	DREXEL	2-6	L
3/25	* at Dayton	7-3	W
3/27	* at Dayton	7-4	W
3/30	at Villanova	0-7	L
4/2	* at St. Bonaventure	9-1	W
4/2	* at St. Bonaventure	5-1	W
4/3	* at St. Bonaventure	10-1	W
4/9	* SAINT LOUIS	9-3	W
4/9	* SAINT LOUIS	7-8	L
4/10	* SAINT LOUIS	2-4	L
4/13	PENN	4-2	W
4/15	* at Fordham	5-0	W
4/16	* at Fordham	1-0	W
4/16	* at Fordham	0-8	L
4/20	DELAWARE	4-3	W
4/23	* at Massachusetts	0-2	L
4/23	* at Massachusetts	5-4	W
4/24	* at Massachusetts	0-3	L
4/27	at Lehigh	4-3	W
4/30	at UConn	5-2	W
4/30	at UConn	0-1	L
5/8	* RHODE ISLAND	2-0	W
5/8	* RHODE ISLAND	20-2	W
5/11	§** vs. Massachusetts	3-2	W
5/12	§** vs. Fordham	2-3	L
5/13	§** vs. Dayton	3-1	L

### SCHEDULE KEY

- \* - Conference Game
- \*\* - Atlantic 10 Tournament
- # - National Ranking
- Home games in CAPS

### PRIMARY HOME SITE

1983-90	Finnesey Field
1991-93	Belmont Plateau
1994-08	East Norriton Field
2012-Present	SJU Softball Complex

### NEUTRAL SITES

a	Fort Myers, Fla.
b	Allentown, Pa.
c	Orlando, Fla.
d	Villanova, Pa.
e	Philadelphia University
f	Miami Lake Park, Fla.
g	State College, Pa.
h	Amherst, Mass.
i	Lee County, Fla.
j	Radford, Va.
k	Winthrop, S.C.
l	Salem, Va.
m	Blacksburg, Va.
n	Chester, Va.
o	Princeton, N.J.
p	Athens, Ga.
q	Tallahassee, Fla.
r	Richmond, Va.
s	Georgetown, Del.
t	Atlanta, Ga.
u	Kissimmee, Fla.
v	Plant City, Fla.
w	Kingston, R.I.
x	Dayton, Ohio
y	Bronx, N.Y.
z	Clearwater, Fla.
^	Charlotte, N.C.
∞	Bules Creek, N.C.
\$	Fairfax, Va.
!	Tuscon, Ariz.
o	La Salle University
%	Turnersville, N.J.
ç	Ambler, Pa.
Ω	Drexel University
†	Conway, S.C.
~	Chapel Hill, N.C.
Σ	Charlottesville, Va.
&	San Diego, Calif.
@	Riverside, Calif.
Δ	St. Louis, Mo.
<	Greenville, N.C.
©	Elon, N.C.
v	Hampton, Va.
Ó	Wilmington, N.C.
Ç	Conway, S.C.
¥	Harrisonburg, Va.
ƒ	Washington, D.C.
§	Lake Buena Vista, Fla.
o	Raleigh, N.C.
a	Phoenix, Ariz.
μ	Baltimore, Md.