



2021-22 SAINT JOSEPH'S HAWKS WOMEN'S BASKETBALL GAME NOTES

Ed LeFurge III • Assistant Director of Athletics Communications
C: 732-600-6552 • elefurge@sju.edu • @EL3theSID

2021-22 SCHEDULE

RECORD: 10-16, 6-8 A-10, 2-2 BIG 5
HOME: 5-7 | AWAY: 5-5 | NEUTRAL: 0-3

TUE., NOV. 9	UMES	W, 84-49
Fri., Nov. 12	at Drexel	L, 55-63
Wed., Nov. 17	at Monmouth	L, 45-57
SAT., NOV. 20	VILLANOVA^	L, 39-55
Fri., Nov. 26	vs. Old Dominion%	L, 50-67
Sat., Nov. 27	vs. Stetson%	L, 48-51
Sun., Nov. 28	vs. Ball State%	L, 67-73
SAT., DEC. 4	YALE	W, 52-49
Tue., Dec. 7	at Pennsylvania^	W, 83-70
Sat., Dec. 11	at Temple^	W, 73-63
TUE., DEC. 21	VANDERBILT	L, 45-64
TUE., DEC. 28	HARVARD	L, 70-73
Sat., Jan. 1	at St. Bonaventure*	PPD
Wed., Jan. 5	at Davidson*	PPD
SAT., JAN. 8	GEORGE MASON*	PPD
Sun., Jan. 9	at VCU*	L, 64-72
WED., JAN. 12	RICHMOND*	W, 74-54
MON., JAN. 17	LA SALLE*^	L, 65-69
Fri., Jan. 21	at St. Bonaventure*	W, 77-70
Wed., Jan. 26	at Fordham*	L, 35-55
SAT., JAN. 29	MASSACHUSETTS*	L, 48-74
Wed., Feb. 2	at La Salle*	L, 58-66
Fri., Feb. 4	at Davidson*	W, 67-66
SUN., FEB. 6	DAVIDSON*	W, 58-51
WED., FEB. 9	RHODE ISLAND*	L, 48-58
Sun., Feb. 13	at George Mason*	W, 50-45
Wed., Feb. 16	at Saint Louis*	L, 46-51
SUN., FEB. 20	GEORGE WASHINGTON*	W, 57-34
WED., FEB. 23	DAYTON*	L, 43-59
Sat., Feb. 26	at Duquesne*	2 p.m.

Home games in **BOLD** | ^ - Philadelphia Big 5 game
% - Van Chancellor Classic | + Hawk Classic
* - Atlantic 10 Conference game | All times EST

FOLLOW ALONG



PBP: ALEX PANORMIOS
ANALYST: JOSH TAYLOR



SJUHAWKS.COM/WBB/LIVESTATS

THINGS TO LOOK FOR...

- Nine different Hawks have led the team in scoring in a game this season
- SJU has started 12 different combinations this season in 26 games

FOLLOW US!



@sjuhawks_wbb

SAINT JOSEPH'S AT DUQUESNE | SAT., FEB. 26 | UPMC COOPER FIELDHOUSE | 2 P.M.



SAINT JOSEPH'S HAWKS

Head Coach: Cindy Griffin

Career Record: 395-326 (24 years)

Record at School: 347-293 (21 years)



DUQUESNE DUKES

Head Coach: Dan Burt






Career Record: 169-105 (9 years)

Record at School: Same

NEWS & NOTES

- The Hawks are 10-16 overall and 6-8 in league play after falling to Dayton on Wednesday night.
- SJU is scoring 57.7 points and allowing 59.9 point per game, while shooting 39.3% from the floor, 32.9% from deep, and 71.0% at the line.
- Six Hawks are above the 5.0 threshold with a pair in double figures.
- Graduate student **Katie Jekot** is leading the Hawks in scoring (10.1), assists (4.75), steals (1.65), and assist to turnover ratio (1.83). Her assists per game is third best in the A-10 and 50th in the nation.
- Rookie **Talya Brugler** is the next leading scorer (10.0) and sits first in rebounds (5.6). The five-time Atlantic 10 Rookie of the Week posts a 49.7 field-goal percentage which ranks eighth in the league. During conference play, the first year has bumped her output to 12.5 points and 7.6 rebounds per game.
- Freshman **Mackenzie Smith** is the reigning Atlantic 10 Rookie of the Week. Smith posts the team's third most points on average with 8.9 and leads the Hawks with a 39.2 three-point field goal percent. That percentage sits sixth in the league. Smith joins Brugler as the only Hawks to appear in every game this season.
- Freshmen **Laila Fair** and **Julia Nyström** had both started eight of the last nine games for the Crimson & Gray. Fair is fourth on the squad with 7.1 points and second with 4.5 rebounds per game. Nyström has been one of the Hawks top defensive players, while tallying the third best three-point field goal percentage in the conference in league games at 43.6.
- Sophomore **Olivia Mullins** has filled in for the injured Jekot as the starting point guard. During those five games, she's posted 7.0 points and 3.8 assists per game.

PROJECTED STARTERS

				
#1 OLIVIA MULLINS	#5 JULIA NYSTRÖM	#21 MACKENZIE SMITH	#0 TAYLA BRUGLER	#12 LAILA FAIR
PPG: 4.3	PPG: 4.7	PPG: 8.9	PPG: 10.0	PPG: 7.1
APG: 1.7	RPG: 2.0	RPG: 3.5	RPG: 5.6	RPG: 4.5
FG%: 28.8	FG%: 35.9	FG%: 38.5	FG%: 49.7	BPG: 0.7
3FG%: 26.3	3FG%: 35.0	3FG%: 39.2	3FG%: 35.4	FG%: 50.0

2021-22 SAINT JOSEPH'S HAWKS



#	NAME	YR.	POS.	HT.	HOMETOWN / HIGH SCHOOL (PREVIOUS)
0	Talya Brugler	Fr.	F	6-1	Nazareth, Pa. / Nazareth Area
1	Olivia Mullins	So.	G	5-8	Somerset, N.J. / Rutgers Prep
2	Kaylie Griffin	Fr.	G	5-7	Conshohocken, Pa. / Gwynedd Mercy Academy
3	Emma Boslet	So.	G	5-11	Edison, N.J. / Saint Thomas Aquinas
5	Julia Nyström	Fr.	G	5-6	Lund, Sweden / Ik Eos Lund
11	Lovin Marsicano	Sr.	F	6-1	Manasquan, N.J. / St. Rose
12	Laila Fair	Fr.	F	6-2	Middlesex, N.J. / Stuart Country Day School
13	Mary Sheehan	Gr.	G	5-10	Drexel Hill, Pa. / Cardinal O'Hara
14	Katie Jekot	Gr.	G	5-9	Enola, Pa. / Cumberland Valley
21	Mackenzie Smith	Fr.	G	5-10	East Jordan, Nova Scotia / King's-Edgehill School Prep
22	Jaden Walker	Jr.	F	5-11	New Freedom, Pa. / Susquehannock
23	Alayna Gribble	Gr.	G	6-0	Pittsburgh, Pa. / Norwin (Pittsburgh)
33	Katie Mayock	Sr.	F	6-2	Berwyn, Pa. / Conestoga

Head Coach: Cindy Griffin (Saint Joseph's '91, '93) – 21st Season

Assistant Head Coach: John Hampton (Mansfield '08) - Seventh Season

Assistant Coach/Director of Recruiting: Melissa Dunne (Temple '02) – Third Season

Assistant Coach/Recruiting Coordinator: Katie Kuester (Saint Joseph's '12) - Sixth Season

Director of Player Development: Susan Lavin (Saint Joseph's '02) – 19th Season

Interim Director of Basketball Operations: Joe Logan (Loyola (Md.) '96) – First Season

Video Specialist: TiAna Jones (Drexel '18) – First Season

Graduate Manager: Alexis Santarelli (Lafayette '20) – First Season

PRO-NUN-SEE-AY-SHUNS:

0 – taal-yuh brew-gler
 2 – kay-lee
 3 – bozz-lit
 5 – nye-strum
 11 – MAR-suh-CAN-oh
 12 – lay-luh
 13 – She-in
 14 – JAY-cot
 22 – JAY-den
 23 – uh-lane-uh
 33 – MAY-ock

AC – DONE

AC – Q-stir

VS – tee-ah-nuh

ALPHABETICAL ROSTER

Emma Boslet	So.	G	5-11
Talya Brugler	Fr.	F	6-1
Laila Fair	Fr.	F	6-2
Alayna Gribble	Gr.	G	6-0
Kaylie Griffin	Fr.	G	5-7
Katie Jekot	Gr.	G	5-9
Lovin Marsicano	Sr.	F	6-1
Katie Mayock	Sr.	F	6-2
Olivia Mullins	So.	G	5-8
Julia Nyström	Fr.	G	5-6
Mary Sheehan	Gr.	G	5-10
Mackenzie Smith	Fr.	G	5-10
Jaden Walker	Jr.	F	5-11

ROSTER BY CLASS

Graduate (3): Alayna Gribble, Katie Jekot, Mary Sheehan

Senior (2): Lovin Marsicano, Katie Mayock

Junior (1): Jaden Walker

Sophomore (2): Emma Boslet, Olivia Mullins

Freshman (5): Talya Brugler, Laila Fair, Kaylie Griffin, Julia Nyström, Mackenzie Smith

QUICK FACTS

ALL-TIME

First Year of Competition	1973-74
Record	879-529
Atlantic 10 Record	386-212
A-10 Champ. Record (app.)	49-35 (39)
NCAA Tournament Record	7-13
NCAA Appearances	13
WNIT Record	8-11
WNIT Appearances	11

TEAM INFORMATION

Head Coach	Cindy Griffin
Alma Mater (Year)	Saint Joseph's '91, '93
Record at SJU/Years	347-293/20 years
Career Record/Years	395-326/23 years
Atlantic 10 Record	176-140
Asst. Head Coach	John Hampton
Assistant Coach	Melissa Dunne
Assistant Coach	Katie Kuester '12
Director of Player Dev	Sue Lavin '02
Interim Director of Ops	Joe Logan
Video Specialist	TiAna Jones
Graduate Manager	Alexis Santarelli

THE HAWKS

Letterwinners Returning/Lost	10/3
Starters Returning/Lost	4/1
Newcomers	5
Captains	Katie Jekot, Mary Sheehan
2020-21 Overall Record	7-10
2020-21 A-10 Record	5-9
2020-21 A-10 Finish	10th
2020-21 Postseason	n/a

SAINT JOSEPH'S UNIVERSITY

Location	Philadelphia, Pa.
Founded	1851
Enrollment	4,200
President	Mark C. Reed, Ed. D.
Nickname	Hawks
Colors	Crimson (201c) and Gray (cool 10)
Website	sju.edu
Director of Athletics	Jill Bodenstener
Athletic Website	sjuhawks.com
Athletic Phone	610-660-1707
Home Court (Cap.)	Hagan Arena (4,200)
Conference	Atlantic 10

MEDIA RELATIONS

WBB Contact	Ed LeFurge III
Office Phone	610-660-2601
Cell Phone	732-600-6552
Email Address	elefurge@sju.edu
Twitter:	@EL3theSID

SERIES HISTORY

Overall	44-13
Griffin vs. Duquesne	17-10
At Home	27-3
On the Road	15-9
Neutral Sites	2-1
Current Streak	Won 1
Last Meeting	W, 60-52 - 2/28/21
Largest Victory	37 pts - 90-53 - 1/2/92
Largest Defeat	19 pts - 42-61 - 1/24/18
Last Win at Home	60-52 - 2/28/21
Last Win on the Road	69-50 - 2/10/18

ONE OR THE OTHER

When referencing our University, it's either abbreviate both words or neither of them - Saint Joseph's or St. Joe's. Do **NOT** use St. Joseph's or Saint Joe's. It should be Saint Joseph's on first reference and St. Joe's, SJU, or Hawks after that.

COMMON CONNECTIONS

SJU's **Katie Jekot** played against the Dukes' Diamond Bragg in high-school, as did **Alayna Gribble** and Amanda Kalin.

SMITH PICKS UP SECOND ROOKIE OF THE WEEK

After averaging 16.0 points per game and posting a 57.9 field goal percentage, freshman **Mackenzie Smith** was named the Atlantic 10 Rookie of the Week for a second time this season. She posted a game high 21 points in the victory over George Washington on Senior Day.

BRUGLER DOES IT AGAIN x5

After averaging 13.5 points and 4.5 rebounds and shooting 52.5% from the floor in games against Rhode Island and George Mason, freshman **Talya Brugler** was named Atlantic 10 Rookie of the Week. The award marked her fifth time receiving the honor and third consecutive.

WEEKEND SWEEP LEADS TO ANOTHER ROOKIE OF THE WEEK

The Hawks defeated Davidson twice in a three day span with a home and home series after a COVID reschedule. Freshman **Talya Brugler** tallied 18 points and a career best 16 rebounds in North Carolina, followed by a 15-point performance inside Hagan on a 71.4% shooting effort, including 3-of-3 from deep. Factor in the La Salle game earlier in the week, and Brugler took her fourth Atlantic 10 Rookie of the Week and second consecutive with 13.7 ppg and 9.7 rpg.

FEARSOME FOURSOME

The Hawks' rookie class has made quite the splash in its inaugural season on Hawk Hill. The group as a whole have combined for 49.6% of SJU's scoring overall with that number bumping to 60.3% in A-10 play. Freshmen **Talya Brugler** and **Mackenzie Smith** are the only Hawks to have played in every game this season. Brugler and Smith are joined by **Laila Fair** and **Julia Nyström**. Each of the Hawks' active first years have won Atlantic 10 Rookie of the Week at least once, marking the first time in program history that three of more have garnered that honor in the same season. St. Joe's is believed to be the **ONLY** team in the nation to have four different players bring home said honor. To date, at least Yale and Kansas State have come closests win three apiece. The group has tallied nine A-10 Rookie of the Week awards this year out of 15 possible weeks, including the last eight. The group was featured in *The Philadelphia Inquirer*; see page 35 for the story.

BRUGLER DOES IS AGAIN

Freshman **Talya Brugler** picked up her third Atlantic 10 Rookie of the Week award after she averaged 11.0 points and 5.0 rebounds while shooting 43.8% (7-of-16) from the floor, 37.5% (3-of-8) from long range, and 83.3% (5-of-6) from the line. The Nazareth, Pa. native led the Hawks in scoring with 11 points against Fordham and UMass.

CAREER GAME LEADS TO ROOKIE OF THE WEEK AWARD

Freshman **Mackenzie Smith** dominated against the Bonnies, posting career bests in points (25) and rebounds (8) to lead the Hawks to a 77-70 victory. Smith led a quartet of double-digit scorers with **Katie Jekot** (14), **Talya Brugler** (10), and **Laila Fair** (10) finishing the group. Brugler added a game high 10 rebounds for her second career double-double.

TB DOUBLE-DOUBLE

Rookie **Talya Brugler** notched the first career double-double of her career as the Hawks squished the Spiders, 74-54. Brugler posted 17 points and a career best 13 rebounds. TB did this after scoring 19 points and corraling eight rebounds the game before against VCU.

THREES COMPANY

After a career performance against VCU with a career high 19 points and tied her career best eight rebounds, freshman **Talya Brugler** became the third Hawks' first year to win Atlantic 10 Rookie of the Week, joining **Laila Fair** and **Julia Nyström**. This is the second time ever that at least two Hawks have won said honor in the same season (Hilary Klimowicz & Jen Oyler in 2005-06) and first ever that three have done so.

DYNAMIC DUO

Freshman **Julia Nyström** became the second Hawk this season to win Atlantic 10 Rookie of the Week, joining **Laila Fair**. After the Lund, Sweden native notched a career best 18 points on a 6-of-11 outing, including 4-of-7 from long range. This is the second time ever that at least two Hawks have won said honor in the same season dating back to 2005-06.

FIRST TIME IN A LONG TIME

Graduate student **Katie Jekot** and freshman **Laila Fair** garnered Atlantic 10 weekly honors after the Hawks took down Penn and Temple in the same week. The duo became the first pair to outright win the league's weekly honors in the same week since Dec. 28, 1997 when Melissa Coursey took Player of the Week and Angela Zampella claimed Rookie of the Week. Jekot becomes the first Hawk to earn this honor since Alyssa Monaghan on Jan. 21, 2019, while Fair is the first rookie since Ashley Prim on Jan. 25, 2010. Jekot averaged 22.5 points, 5.5 rebounds, 4.5 assists, and 4.0 steals per game, while shooting 41.9% from the floor, 52.6% from deep, and 81.8% from the line. Fair tallied 12.0 points, 9.0 rebounds, 2.0 assists, and 1.5 steals per game, while shooting 45.0% overall and 66.7% from the line.

PENNTASTIC

The Hawks game at Penn was just like the header alludes to - fantastic. SJU set a season high with four scorers in double figures, while shooting a season best from the floor and beyond the arc. It was the first career double-double for rookie **Laila Fair** (20 pts, 11 rbs) first time two hawks scored 20+ points in a game (Jekot - 20, Fair - 20), and freshman **Talya Brugler** notched a career best 18 points.

PUT IT ON MY CHARGE CARD

Graduate student **Katie Jekot** has established herself as a master of taking charges. This season, the Enola, Pa. native has drawn 15 charges, including a season high three against Villanova.

OUR RECORD WHEN...

St. Joe's scores first..... 8-11
Opponent scores first 2-5

Leading at halftime 8-2
Trailing at halftime 1-12
Tied at halftime 1-2

In November..... 1-6
In December 3-2
In January 2-4
In February 4-4
In March

On Sunday 3-2
On Monday 1-1
On Tuesday 1-2
On Wednesday 1-6
On Thursday
On Friday 2-2
On Saturday 2-3

Shoots below 35% 1-5
Shoots between 35-40% 1-6
Shoots between 40-45% 3-3
Shoots over 45% 5-1

Opponent shoots below 35% 6-1
Opponent shoots between 35-40% 1-4
Opponent shoots between 40-45% 0-5
Opponent shoots over 45% 3-6

Scores fewer than 50 points..... 0-9
Scores 50-59 points 4-3
Scores 60-69 points 1-3
Scores 70-79 points 3-1
Scores 80+ points 2-0

Holds opponent under 50 points..4-0
Allows 50-59 points 2-7
Allows 60-69 points 2-5
Allows 70+ points 2-4

Outrebounding an opponent 6-5
Outrebounded by an opponent 3-11
Rebounds are even 1-0

Games decided by five points or less... 2-4
In overtime

Largest lead.....
..... 39 vs. UMES 11/9/21
Largest deficit
..... 26 pts vs Massachusetts 1/29/22
Largest deficit overcome
..... 12 pts at Davidson 2/4/22
Largest halftime lead.....
..... 23 vs. UMES 11/9/21

TALE OF THE TAPE

57.7	PPG	64.2
59.9	Opp. PPG	64.2
-2.2	Scoring Margin	0.0
39.3	FG%	40.5
32.9	3FG%	32.7
71.0	FT%	69.7
33.7	RPG	35.1
+0.2	Reb. Margin	-1.5
13.3	APG	14.8
6.4	SPG	7.3
2.8	BPG	2.7
15.3	TO/G	14.6
-2.4	TO Margin	+0.1



SEASON HIGHS AND LOWS

	HIGH	LOW
Points	84	35
Field Goal Percent	.500	.250
3-Point Field Goal Percent	.529	.000
Free Throw Percent	.938	.375
Points Scored in 1st	26	4
Points Scored in 2nd	25	2
Points Scored in 3rd	24	5
Points Scored in 4th	29	5
Points Scored in OT	-	-
Points Scored in a 1st Half	44	10
Points Scored in a 2nd Half	43	15
Points Allowed in 1st	25	5
Points Allowed in 2nd	26	4
Points Allowed in 3rd	28	8
Points Allowed in 4th	25	6
Points Allowed in OT	-	-
Points Allowed in a 1st Half	45	13
Points Allowed in a 2nd Half	41	21
Points Allowed in a game	74	34
Field Goals	30	13
Field Goals Att.	65	42
3-Point Field Goals	10	0
3-Point Field Goal Att.	25	8
Free Throws	20	3
Free Throw Att.	29	6
Points in the Paint	40	10
Points Off Turnovers	21	4
2nd Chance Points	20	0
Fast Break Points	22	0
Bench Points	37	9
Rebounds	44	26
Offensive Rebounds	19	6
Defensive Rebounds	33	17
Rebound Margin	+12	-20
Assists	22	7
Steals	11	1
Turnovers	25	7
Turnover Margin	+5	-7
Blocks	6	0
Fouls	22	6



LAST SECOND MAGIC AGAINST YALE

With 2.4 seconds remaining in regulation, graduate student **Alayna Gribble** launched a three from the corner for the gamewinner against Yale. The triple pushed Gribble to a game high 14 points. Rookie **Laila Fair** made her first career start against the Bulldogs and tied her career marks in points (12) and rebounds (6).

UNDERCLASSMEN SHINE IN VAN CHANCELLOR CLASSIC

The Hawks spent Thanksgiving weekend in Katy, Texas at the Van Chancellor Classic and some underclassmen made the most of their opportunities. In the three games, freshmen and sophomores accounted for 53.9% of all scoring. Rookies **Mackenzie Smith** (17 pts), **Laila Fair** (12 pts), and sophomore **Olivia Mullins** (11 pts) all posted career marks in points.

DOUBLE-DOUBLE PLEASE

Freshman **Laila Fair** posted her first double-double of her career at Penn as she led all players in both points (20) and rebounds (11).

NOT MY YEAR - CRIMSON SHIRT

Junior **Jaden Walker** and rookie **Kaylie Griffin** will be sitting out this season and taking a crimson shirt year - not to be confused with redshirt.

OUR HAWKS > YOURS

St. Joe's jumped out to a 15-0 lead over UMES in the season opener and the rest was history. The Hawks tallied 84 points, the most in a game since defeating UMass 84-79 on Jan. 13, 2018, in the 84-49 blowout of the lesser Hawks. The 35-point margin is the largest for SJU since a New Year's Eve rout of VCU, 49-41, in 2017. Graduate student **Katie Jekot** (16), freshman **Talya Brugler** (14), and rookie **Mackenzie Smith** (12) led the Hawks in scoring.

PAIR OF COYS

St. Joe's may be the only women's staff in the nation with a pair of former DI Coach of the Year recipients. Head coach **Cindy Griffin** is a former Atlantic 10 Coach of the Year and interim director of basketball operations **Joe Logan** is a former Coach of the Year in the MAAC when he was the head man at Loyola (Md.).

STARTERS BY GAME

UMES	Jekot	Henderson	Gribble	Brugler	Marsicano
at Drexel	Jekot	Henderson	Gribble	Brugler	Marsicano
at Monmouth	Mullins	Henderson	Gribble	Brugler	Marsicano
Villanova	Jekot	Nyström	Henderson	Gribble	Brugler
vs Old Dominion	Jekot	Nyström	Gribble	Marsicano	Smalls
vs Stetson	Jekot	Nyström	Gribble	Marsicano	Smalls
vs Ball State	Jekot	Nyström	Smith	Gribble	Smalls
Yale	Jekot	Gribble	Smith	Marsicano	Fair
at Penn	Jekot	Nyström	Smith	Marsicano	Fair
at Temple	Jekot	Nyström	Smith	Marsicano	Fair
Vanderbilt	Jekot	Nyström	Smith	Gribble	Marsicano
Harvard	Jekot	Nyström	Smith	Gribble	Marsicano
VCU	Jekot	Nyström	Smith	Brugler	Marsicano
Richmond	Jekot	Nyström	Smith	Brugler	Marsicano
La Salle	Jekot	Nyström	Smith	Brugler	Marsicano
at St. Bonaventure	Jekot	Nyström	Smith	Brugler	Marsicano
at Fordham	Jekot	Nyström	Smith	Brugler	Marsicano
Massachusetts	Jekot	Nyström	Smith	Brugler	Fair
at La Salle	Jekot	Nyström	Smith	Brugler	Fair
at Davidson	Jekot	Nyström	Smith	Brugler	Fair
Davidson	Jekot	Nyström	Smith	Brugler	Fair
Rhode Island	Mullins	Nyström	Smith	Brugler	Fair
at George Mason	Mullins	Nyström	Smith	Brugler	Fair
at Saint Louis	Mullins	Nyström	Smith	Brugler	Fair
George Washington	Nyström	Gribble	Smith	Marsicano	Mayock
Dayton	Mullins	Nyström	Smith	Brugler	Fair

ALL IN THE FAMILY

Rookie **Kaylie Griffin** knew St. Joe's was the place she wanted to play basketball...even if it meant playing for her mom. Read about the decision and journey on page 39.

Based on responses from DI women's basketball SIDs, here are the other parent-daughter combinations in Division I:

Cindy Griffin-Kaylie Griffin, Saint Joseph's

Kenny Brooks-Chloe Brooks, Virginia Tech
Michael Meek-McKelle Meek, Portland

MARE OF HAWK HILL

Tell me if you've heard this story before...a Delaware Country native who plays basketball for the Hawks, is obsessed with Wawa, and goes by the name Mare Sheehan. No we aren't talking about Mare Sheehan, played by Kate Winslet in HBO's 'Mare of Easttown,' we are talking about **Mary (Mare) Sheehan**, the graduate student co-captain of the Saint Joseph's Hawks women's basketball team. Full story on page 37.

HOLD PLEASE

Graduate student **Mary Sheehan** was all but out the door at St. Joe's before the NCAA granted a waiver to allow an extra year of availability to basketball players due to COVID-19. Sheehan had a job lined up with Deloitte, an accounting firm. The company agreed to defer her spot as an audit associate until 2022 so she could play another year.

FUTURE SID?

Graduate guard **Katie Jekot** is known for draining threes and dishing out assists on the court. But off the court, the Enola, Pa. native serves as a graduate assistant in the athletic communications office. In fact, Jekot likely updated these game notes you're reading.

LITTLE BIT OF LOVIN

Senior forward **Lovin Marsicano**'s given name is "Elizabeth," but she goes strictly by "Lovin." Why, you might ask? When Marsicano was two years old, she ate a Reese's Peanut Butter Cup... and ended up being allergic. After a trip to the hospital, her mother said, "She just needs a little bit of lovin'" and the rest, as they say, is history!

LIKE MOTHER, LIKE DAUGHTER

Senior forward **Katie Mayock** played in all 60 games over the first two years of her collegiate career. Her mother, Alix (Burns), was a four-year standout at Saint Joseph's from 1985-89, helping the Hawks to four consecutive NCAA Tournament appearances and two Big 5 titles.

PLAYER SEASON HIGHS

POINTS

25	Katie Jekot	at Temple
	Mackenzie Smith	at SBU
23	Lovin Marsicano	at VCU
21	Kaliah Henderson	Vanderbilt
	Mackenzie Smith	GW
20	Katie Jekot	at Penn
	Laila Fair	at Penn
	Kaliah Henderson	at Drexel

REBOUNDS

16	Talya Brugler	at Davidson
13	Talya Brugler	Richmond
11	Laila Fair	at Penn
10	Kaliah Henderson	at Monmouth
	Talya Brugler	at SBU

ASSISTS

12	Katie Jekot	La Salle
10	Katie Jekot	Richmond

STEALS

6	Katie Jekot	at Temple
---	-------------	-----------

BLOCKS

3	Katie Mayock	UMES
	Talya Brugler	Richmond
	Laila Fair	at SBU

FIELD GOALS MADE

9	Kaliah Henderson	Vanderbilt
	Lovin Marsicano	at VCU

FIELD GOAL PERCENTAGE

(MIN. 5 MADE)		
75.0	Talya Brugler (6-8)	at Penn
	Alayna Gribble (6-8)	at Drexel

3 PT FIELD GOALS MADE

5	Katie Jekot	at Penn
	Katie Jekot	at Temple

3 PT FIELD GOAL PERCENTAGE

(MIN. 3 MADE)		
100	Emma Boslet (3-3)	at Temple
	Mackenzie Smith (3-3)	UMES/Harvard
	Talya Brugler (3-3)	Davidson

FREE THROWS MADE

8	Katie Jekot	at Temple
6	Five tied	

FREE THROW PERCENTAGE

(MIN. 5 MADE)		
100	Kaliah Henderson (6-6)	at Penn
	Olivia Mullins (6-6)	vs. Ball St.
	Kaliah Henderson (6-6)	at Drexel
	Katie Jekot (6-6)	at SBU
	Katie Jekot (6-6)	at La Salle





STANDINGS

as of games played 2/21

TEAM	A-10	OVERALL
Dayton	13-1	22-4
Rhode Island	12-1	22-4
UMass	10-4	22-6
VCU	9-4	14-9
La Salle	8-6	15-11
Fordham	7-6	16-9
Saint Joseph's	6-8	10-16
Davidson	6-9	15-12
Richmond	6-9	15-13
Duquesne	6-9	11-16
Saint Louis	5-8	9-16
George Washington	4-10	11-16
St. Bonaventure	4-11	12-14
George Mason	2-12	8-18

PRE SEASON COACHES POLL

RANK	SCHOOL	POINTS
1.	Dayton (11)	193
2.	Rhode Island (2)	174
3.	Fordham	163
4.	Saint Louis	144
	VCU (1)	144
6.	Massachusetts	140
7.	Richmond	104
8.	La Salle	100
9.	Duquesne	83
10.	Saint Joseph's	68
11.	Davidson	66
12.	George Washington	41
13.	St. Bonaventure	32
14.	George Mason	18

Number in parenthesis indicates number
of first-place votes

WEEKLY AWARDS

PLAYER OF THE WEEK

Katie Jekot 12/13/21

ROOKIE OF THE WEEK

Laila Fair 12/13/21
 Julia Nyström 1/3/22
 Talya Brugler 1/10/22
 Talya Brugler 1/17/22
 Mackenzie Smith 1/24/22
 Talya Brugler 1/31/22
 Talya Brugler 2/7/22
 Talya Brugler 2/14/22
 Mackenzie Smith 2/21/22

LIKE FATHER, LIKE DAUGHTER

Graduate guard **Mary Sheehan** has loved SJU since she was born. Her father, Dennis, served as The Hawk mascot for three seasons from 1982-83 through 1984-85 and graduated from SJU with a degree in accounting; he remains invested in the program as a season ticketholder.

EMI NLI

Coming from Melbourne, Australia, the 6 foot standout, **Emi Devenie**, signed her National Letter of Intent on November 15th. She is currently doing a prep year at Royal Crown Academic School in Ontario.

ELITE COMPANY

Head coach **Cindy Griffin** is the eighth coach in NCAA Division I history to lead her alma mater to the NCAA Tournament as both a player and a coach.

WELCOME BACK, JOE LO!

An addition to Griffin's staff in 2021-22 is **Joe Logan** as the interim director of basketball operations. No stranger to Griffin, Logan worked under the head coach as an assistant at St. Joe's (2001-05) and Loyola (Md.) (1999-01).

(INSERT SPIDERMAN POINTING MEME)

Yeah, that's right - you do recognize **Alexis Santarelli** on the bench. The former Hawks' starter on the 2020-21 roster returned to the team as a graduate manager. She posted 6.9 points and 3.2 rebounds per game.

THE HAWK WILL NEVER DIE

One of the most famous mascots in college sports, the Saint Joseph's Hawk celebrates its 66th anniversary in 2021-22. The Hawk is best known for staying in constant motion by flapping its wings throughout every basketball game and representing the Saint Joseph's motto, "The Hawk Will Never Die." Years ago, ESPN used a "flap-o-meter" on the national telecast of a Saint Joseph's game to estimate that the Hawk flaps its wings 6,300 times during a regulation game. More details on page 27.

TV TIME

For the fourth season in a row, all Atlantic 10 conference and non-conference home games will be streamed on ESPN+. ESPN+ can be accessed on all mobile devices and computers.

INTERNATIONAL AIR TIME

All Hawks' home games and select away games will also be available via an international stream through the Atlantic 10.

ATLANTIC 10 CHAMPIONSHIP FINDS NEW HOME

The Atlantic 10 conference championship will be held at the CHASE Fieldhouse in Wilmington, Delaware this upcoming March. CHASE Fieldhouse is the home of the Philadelphia 76ers G-League Team, the Delaware Bluecoats.

LAST TIME WHEN...

AN INDIVIDUAL...

Scored 20 Points	Mackenzie Smith (21) vs GW 2/20/22
Scored 30 Points	Chelsea Woods (33) vs. VCU 2/27/18
Two Players Scored 20 Points	Katie Jekot (20), Lalia Fair (20) at Penn 12/7/21
Three Players Scored 10 Points
.....	Talya Brugler (13), Julia Nystrom (11), Olivia Mullins (11) vs URI 2/9/22
Four Players Scored 10 Points
.....	Mackenzie Smith (25), Katie Jekot (14), Talya Brugler (10), Laila Fair (10) at SBU 01/21/22
Five Players Scored 10 Points	Alexis Santarelli (15), Katie Jekot (13), Alayna Gribble (13)
.....	Gabby Smalls (13), Kaliah Henderson (10) vs. Lincoln 12/13/20
Six Players Scored 10 Points	Natasha Cloud (17), Ashley Robinson (16), Sarah Fairbanks (11)
.....	Ciara Andrews (11), Kathleen Fitzpatrick (10), Chelsea Woods (10) vs. Mason 2/18/15
Had 15 Rebounds	Talya Brugler (16) at Davidson 2/4/22
Had 10 Offensive Rebounds.....	Adashia Franklin (12) at Richmond 12/31/16
Had 10 Defensive Rebounds	Katie Jekot (11) vs. Sacred Heart 12/4/19
Two Players Had 10 Rebounds	Claire Melia (15), Lula Roig (13) at Villanova 12/7/19
Had a Double-Double in Points and Rebounds...	Talya Brugler (18 pts, 16 reb) at Davidson 2/4/22
Had a Double-Double in Points and Assists	Natasha Cloud (13 pts, 10 asts) vs. La Salle 2/4/15
Two Players Had Double-Doubles.....	Adashia Franklin (19 pts, 15 reb)
.....	Amanda Fioravanti (15 pts, 13 reb) at La Salle 1/28/18
Made 10 Field Goals	Chelsea Woods (12-of-16) vs. VCU 2/27/18
Made 15 Field Goals
Attempted 20 Field Goals	Kaliah Henderson (8-of-21) at Monmouth 11/17/21
Shot 75% from the Field (min 10 attempts)	Gabby Smalls (9-of-10) at Auburn 11/24/19
Made 10 Free Throws	Alyssa Monaghan (11-of-11) at La Salle 2/17/19
Shot 100% from the Line (min. 5 attempts)	Katie Jekot (6-of-6) at La Salle 02/02/22
Made 5 Three-Pointers	Katie Jekot (5-of-9) at Temple 12/11/21
Attempted 10 Three Pointers	Katie Jekot (4-of-10) vs. Ball State 11/27/21
Shot 75% from 3-Point Range (min. 5 att.)	Alayna Gribble (5-of-5) vs. Monmouth 12/15/20
Had 10 Assists	Katie Jekot (12 asts) vs. La Salle 01/17/22
Had 5 Blocks.....	Amanda Fioravanti (5 blks) vs. Mason 2/21/17
Had 5 Steals	Katie Jekot (6 stls) at Temple 12/11/21
Led the Team in Points, Rebounds, Assists.....	Alyssa Monaghan (14 pts, 7 reb, 3 asts) at Richmond 1/23/19
Played Every Minute of a Game	Katie Jekot (40) at Temple 12/11/21

THE TEAM...

Won by 30 Points	vs. UMES 12/9/21 - 84-49	Shot 90% from the line	Davidson - 15-of-16 2/6/22
Won by 40 Points	vs. UMBC 12/28/15, 104-45	Made 10 three pointers	vs. Harvard - 10-of-22
Scored 100 Points.....	vs. UMBC 12/28/15, 104-45	Made no three pointers	at Monmouth 11/17/21
Scored Under 50 Points	vs Dayton 2/23/22 - 43 pts	Shot At Least 40% from three point range
Scored Under 40 Points	at Fordham 1/26/22 - 35 pts	vs. GW - 50.0% 4-of-8 2/20/22
Scored 50 Points in a Half	vs. UMBC 12/28/15 - 57 pts	Attempted at least 20 threes	at Davidson - 20 2/4/22
Scored Under 20 Points in a Half	vs Dayton 2/23/22 - 15 pts	Attempted Less than 5 threes.....	vs. Villanova 12/7/14 - 2
Had 50 Rebounds.....	vs. La Salle 1/8/21 - 55 reb	Had 20 assists	vs. La Salle 1/17/22 - 20 asts
Had Less than 25 Rebounds	vs URI 2/9/22 - 24 reb	Had less than 5 assists	at Villanova 12/9/19 - 3 asts
Had 20 Offensive Rebounds.....	vs. Mason 2/22/20 - 20 reb	Had 25 turnovers	vs. Vanderbilt 12/21/21 - 25 TOs
Had 30 Defensive Rebounds	vs. GW 2/20/22 - 33 reb	Had 10 blocks.....	vs. Richmond 1/14/07 - 12 blks
Made 30 Field Goals	vs. Richmond 1/12/22 - 30-of-60	Had no blocks	vs. Villanova 11/20/21
Made Less Than 15 Field Goals	at Fordham 1/26/22 - 13-of-46	Had 10 steals	at Fordham 1/26/22 - 11 stls
Attempted Less Than 40 Field Goals.....	at Rhode Island 2/20/05 - 15-of-36	Had less than 5 steals	vs Dayton - 2 stls 2/23/22
Shot At Least 50% from the field	vs. Richmond 1/12/22 - 50%	Last overtime game	vs. UMass 3/11/21
Shot At Least 60% from the field	at Niagara 11/12/17 - 61.4%	Last overtime victory at home	vs. Columbia 11/29/18 - 68-61
Made 20 free throws	at Penn 12/7/21 - 20-of-28	Last overtime victory on the road	at Duquesne 2/13/13 - 69-68
Made less than 5 free throws	at SLU 2/16/22 - 3 ft's		

2021-22 OVERALL STATISTICS

Game Records

Record	Overall	Home	Away	Neutral
ALL GAMES	10-16	5-7	5-6	0-3
CONFERENCE	6-8	3-4	3-4	0-0
NON-CONFERENCE	4-8	2-3	2-2	0-3

Score by Periods

Team	1st	2nd	3rd	4th	OT	TOT
Saint Joseph's	386	336	356	423	0	1501
Opponents	364	380	399	415	0	1558

Team Box Score

No.	Player				Total		3-Point		F-Throw		Rebounds											
		GP-GS	MIN	AVG	FG-FGA	FG%	3FG-3FGA	3FG%	FT-FTA	FT%	OFF	DEF	TOT	AVG	PF	DQ	A	TO	BLK	STL	PTS	AVG
4	HENDERSON, Kaliah	12-4	289:55	24.2	50-131	.382	0-3	.000	22-32	.688	24	36	60	5.0	23	0	23	27	1	10	122	10.2
14	JEKOT, Katie	20-20	643:02	32.2	62-202	.307	32-104	.308	46-54	.852	6	66	72	3.6	37	0	95	52	2	33	202	10.1
0	BRUGLER, Talya	26-17	721:26	27.7	99-199	.497	17-48	.354	45-59	.763	53	92	145	5.6	43	0	27	45	12	13	260	10.0
21	SMITH, Mackenzie	26-20	651:49	25.1	79-205	.385	29-74	.392	45-59	.763	28	63	91	3.5	65	2	22	46	7	17	232	8.9
12	FAIR, Laila	20-11	392:39	19.6	59-118	.500	0-0	.000	23-43	.535	41	48	89	4.5	40	0	16	28	13	16	141	7.1
11	MARSICANO, Elizabeth	19-16	342:04	18.0	41-91	.451	14-37	.378	13-19	.684	15	36	51	2.7	41	0	26	22	12	4	109	5.7
23	GRIBBLE, Alayna	19-11	459:55	24.2	37-112	.330	23-75	.307	10-11	.909	18	45	63	3.3	25	0	20	17	3	13	107	5.6
5	NYSTROM, Julia	24-22	566:13	23.6	42-117	.359	21-60	.350	7-12	.583	12	35	47	2.0	30	0	46	43	2	23	112	4.7
1	MULLINS, Olivia	23-5	435:01	18.9	32-111	.288	10-38	.263	26-33	.788	6	34	40	1.7	33	0	38	44	1	13	100	4.3
32	SMALLS, Gabby	12-3	115:39	9.6	12-24	.500	0-0	.000	5-12	.417	10	20	30	2.5	19	0	3	13	4	1	29	2.4
33	MAYOCK, Katie	22-1	270:59	12.3	21-38	.553	0-2	.000	5-5	1.000	15	41	56	2.5	16	0	10	15	12	9	47	2.1
3	BOSLET, Emma	21-0	288:53	13.8	10-37	.270	4-14	.286	12-23	.522	7	25	32	1.5	25	0	21	20	5	14	36	1.7
13	SHEEHAN, Mary	7-0	22:26	3.2	2-3	.667	0-1	.000	0-3	.000	0	2	2	0.3	2	0	0	0	0	0	4	0.6
Team											45	54	99					27				
Total		26	5200		546-1388	.393	150-456	.329	259-365	.710	280	597	877	33.7	399	2	347	399	74	166	1501	57.7
Opponents		26	5200		583-1448	.403	146-470	.311	246-353	.697	290	582	872	33.5	409	5	302	336	73	203	1558	59.9

Team Statistics

	SJU	OPP
Scoring	1501	1558
Points per game	57.7	59.9
Scoring margin	-2.2	-
Field goals-att	546-1388	583-1448
Field goal pct	.393	.403
3 point fg-att	150-456	146-470
3-point FG pct	.329	.311
3-pt FG made per game	5.8	5.6
Free throws-att	259-365	246-353
Free throw pct	.710	.697
F-Throws made per game	10.0	9.5
Rebounds	877	872
Rebounds per game	33.7	33.5
Rebounding margin	+0.2	-
Assists	347	302
Assists per game	13.3	11.6
Turnovers	399	336
Turnovers per game	15.3	12.9
Turnover margin	-2.4	-
Assist/turnover ratio	0.9	0.9
Steals	166	203
Steals per game	6.4	7.8
Blocks	74	73
Blocks per game	2.8	2.8
Winning streak	0	-
Home win streak	0	-
Attendance	4863	6586
Home games-Avg/Game	12-405	11-599
Neutral site-Avg/Game	-	3-0

Team Results

Date	Opponent		Score	Att.
11/09/2021	UMES	W	84-49	0
11/12/2021	at Drexel	L	55-63	1351
11/17/2021	at Monmouth	L	45-57	610
11/20/2021	Villanova	L	39-55	1400
11/26/2021	vs Old Dominion	L	50-67	0
11/27/2021	vs Stetson	L	48-51	0
11/28/2021	vs Ball St.	L	67-73	0
12/04/2021	Yale	W	52-49	317
12/07/2021	at Penn	W	83-70	219
12/11/2021	at Temple	W	73-63	1933
12/21/2021	Vanderbilt	L	45-64	456
12/28/2021	Harvard	L	70-73	318
01/09/2022	at VCU	L	64-72	313
01/12/2022	Richmond	W	74-54	422
01/17/2022	La Salle	L	65-69	462
01/21/2022	at St. Bonaventure	W	77-70	158
01/26/2022	at Fordham	L	35-55	0
01/29/2022	Massachusetts	L	48-74	202
02/02/2022	at La Salle	L	58-66	387
02/04/2022	at Davidson	W	67-66	417
02/06/2022	Davidson	W	58-51	234
02/09/2022	Rhode Island	L	48-58	229
02/13/2022	at George Mason	W	50-45	884
02/16/2022	at Saint Louis	L	46-51	314
02/20/2022	George Washington	W	57-34	544
02/23/2022	Dayton	L	43-59	279

2021-22 A-10 ONLY STATISTICS

Game Records

Record	Overall	Home	Away	Neutral
ALL GAMES	6-8	3-4	3-4	0-0
CONFERENCE	6-8	3-4	3-4	0-0
NON-CONFERENCE	0-0	0-0	0-0	0-0

Score by Periods

Team	1st	2nd	3rd	4th	OT	TOT
Saint Joseph's	205	169	180	236	0	790
Opponents	208	198	213	205	0	824

Team Box Score

No.	Player				Total		3-Point		F-Throw		Rebounds											
		GP-GS	MIN	AVG	FG-FGA	FG%	3FG-3FGA	3FG%	FT-FTA	FT%	OFF	DEF	TOT	AVG	PF	DQ	A	TO	BLK	STL	PTS	AVG
0	BRUGLER, Talya	14-13	468:33	33.5	68-138	.493	12-35	.343	27-34	.794	41	65	106	7.6	23	0	18	31	8	10	175	12.5
21	SMITH, Mackenzie	14-14	409:29	29.2	54-143	.378	18-51	.353	24-33	.727	17	39	56	4.0	41	2	15	28	5	9	150	10.7
14	JEKOT, Katie	9-9	297:35	33.1	22-85	.259	7-39	.179	23-27	.852	1	31	32	3.6	15	0	53	29	2	10	74	8.2
11	MARSICANO, Elizabeth	9-6	171:02	19.0	28-57	.491	10-23	.435	8-11	.727	8	19	27	3.0	20	0	11	9	4	3	74	8.2
4	HENDERSON, Kaliah	3-0	54:14	18.1	9-25	.360	0-0	.000	3-6	.500	6	10	16	5.3	5	0	2	3	1	0	21	7.0
12	FAIR, Laila	12-8	258:37	21.6	33-74	.446	0-0	.000	14-24	.583	26	29	55	4.6	22	0	12	17	9	10	80	6.7
5	NYSTROM, Julia	14-14	355:56	25.4	26-75	.347	17-39	.436	2-5	.400	6	26	32	2.3	23	0	26	22	2	15	71	5.1
1	MULLINS, Olivia	14-4	286:48	20.5	18-66	.273	7-21	.333	13-19	.684	4	26	30	2.1	20	0	26	25	0	6	56	4.0
23	GRIBBLE, Alayna	9-1	165:45	18.4	10-35	.286	7-27	.259	3-3	1.000	1	16	17	1.9	9	0	5	7	1	2	30	3.3
32	SMALLS, Gabby	6-0	41:43	7.0	7-11	.636	0-0	.000	1-4	.250	4	7	11	1.8	4	0	0	5	3	0	15	2.5
3	BOSLET, Emma	12-0	145:31	12.1	7-23	.304	1-6	.167	7-11	.636	5	17	22	1.8	14	0	12	13	2	7	22	1.8
33	MAYOCK, Katie	12-1	134:36	11.2	10-17	.588	0-0	.000	2-2	1.000	9	18	27	2.3	7	0	5	6	4	3	22	1.8
13	SHEEHAN, Mary	5-0	10:11	2.0	0-0	.000	0-0	.000	0-0	.000	0	1	1	0.2	0	0	0	0	0	0	0	0.0
Team											27	23	50					17				
Total		14	2800		292-749	.390	79-241	.328	127-179	.709	155	327	482	34.4	203	2	185	212	41	75	790	56.4
Opponents		14	2800		313-794	.394	74-253	.292	124-183	.678	163	312	475	33.9	202	2	142	163	41	113	824	58.9

Team Statistics

	SJU	OPP
Scoring	790	824
Points per game	56.4	58.9
Scoring margin	-2.4	-
Field goals-att	292-749	313-794
Field goal pct	.390	.394
3 point fg-att	79-241	74-253
3-point FG pct	.328	.292
3-pt FG made per game	5.6	5.3
Free throws-att	127-179	124-183
Free throw pct	.709	.678
F-Throws made per game	9.1	8.9
Rebounds	482	475
Rebounds per game	34.4	33.9
Rebounding margin	+0.5	-
Assists	185	142
Assists per game	13.2	10.1
Turnovers	212	163
Turnovers per game	15.1	11.6
Turnover margin	-3.5	-
Assist/turnover ratio	0.9	0.9
Steals	75	113
Steals per game	5.4	8.1
Blocks	41	41
Blocks per game	2.9	2.9
Winning streak	0	-
Home win streak	0	-
Attendance	2372	2473
Home games-Avg/Game	7-339	7-353
Neutral site-Avg/Game	-	0-0

Team Results

Date	Opponent		Score	Att.
01/09/2022	at VCU	L	64-72	313
01/12/2022	Richmond	W	74-54	422
01/17/2022	La Salle	L	65-69	462
01/21/2022	at St. Bonaventure	W	77-70	158
01/26/2022	at Fordham	L	35-55	0
01/29/2022	Massachusetts	L	48-74	202
02/02/2022	at La Salle	L	58-66	387
02/04/2022	at Davidson	W	67-66	417
02/06/2022	Davidson	W	58-51	234
02/09/2022	Rhode Island	L	48-58	229
02/13/2022	at George Mason	W	50-45	884
02/16/2022	at Saint Louis	L	46-51	314
02/20/2022	George Washington	W	57-34	544
02/23/2022	Dayton	L	43-59	279

NATIONAL RANKINGS

Statistic	National Rank	Conference Rank	Value	National Leader	Value	Conference Leader	Value
Assist Turnover Ratio (348 ranked)	144	8	0.87	Creighton	1.63	Massachusetts	1.07
Assists (348 ranked)	145	6	347	Creighton	562	Massachusetts	413
Assists Per Game (348 ranked)	152	7	13.3	Creighton	20.8	Duquesne	14.8
Blocked Shots (348 ranked)	197	8	74	South Carolina	218	Richmond	152
Blocked Shots Per Game (348 ranked)	206	9	2.8	South Carolina	8.1	Richmond	5.4
Defensive Rebounds per Game (29 ranked)				Troy	32.2	Dayton	29.8
Fewest Fouls (345 ranked)	115	6	399	Delaware St.	254	Saint Louis	317
Fewest Turnovers (348 ranked)	161	11	399	Colorado St.	258	VCU	293
Field-Goal Percentage (348 ranked)	219	7	39.3	Iowa	50.2	Richmond	44.6
Field-Goal Percentage Defense (348 ranked)	197	10	40.3	South Carolina	32.5	Dayton	35.2
Free Throw Attempts (348 ranked)	253	10	365	Troy	667	George Mason	471
Free Throws Made (348 ranked)	250	10	259	Troy	492	George Mason	318
Free-Throw Percentage (348 ranked)	159	5	71.0	Iowa	84.7	Davidson	75.9
Offensive Rebounds per Game (30 ranked)				Troy	19.0		
Personal Fouls Per Game (348 ranked)	88	7	15.3	Murray St.	11.2	Rhode Island	12.3
Rebound Margin (348 ranked)	175	7	0.2	South Carolina	17.8	Massachusetts	8.9
Rebounds (348 ranked)	265	12	877	Troy	1,435	Massachusetts	1,156
Rebounds Per Game (348 ranked)	305	14	33.73	Troy	51.25	Dayton	42.50
Scoring Defense (348 ranked)	95	6	59.9	Albany (NY)	48.4	Rhode Island	52.2
Scoring Margin (348 ranked)	232	10	-2.2	FGCU	21.5	Rhode Island	12.8
Scoring Offense (348 ranked)	295	13	57.7	DePaul	88.3	Massachusetts	71.8
Steals (348 ranked)	280	10	166	San Diego	367	La Salle	239
Steals Per Game (348 ranked)	295	10	6.4	Niagara	13.4	La Salle	9.2
Three Pt FG Defense (348 ranked)	201	7	31.1	Houston Baptist	22.9	Dayton	28.5
Three-Point Field Goals Attempted (150 ranked)				FGCU	992	Richmond	756
Three-Point Field Goals Made (348 ranked)	166	8	150	FGCU	320	Richmond	258
Three-Point Field Goals Per Game (348 ranked)	173	9	5.8	FGCU	11.9	Richmond	9.2
Three-Point Field-Goal Percentage (348 ranked)	84	5	32.9	Iowa St.	39.4	Rhode Island	34.3
Turnover Margin (348 ranked)	288	13	-2.42	SFA	8.67	La Salle	2.85
Turnovers Forced (348 ranked)	326	14	12.92	Niagara	25.50	La Salle	17.42
Turnovers Per Game (348 ranked)	150	12	15.3	Colorado St.	9.9	VCU	12.7
Won-Lost Percentage (348 ranked)	253	12	38.5	South Carolina	96.3	Dayton	84.6
						Rhode Island	84.6

Statistic	Player	National Rank	Conference Rank	Value	National Leader	Value	Conference Leader	Value
Assist Turnover Ratio (250 ranked)	Katie Jekot	82	4	1.83	Clair Steele, Lehigh	4.03	Araion Bradshaw, Dayton	2.69
Assists (146 ranked)					Caitlin Clark, Iowa	214	Destiney Philoxy, Massachusetts	157
Assists Per Game (250 ranked)	Katie Jekot	50	3	4.8	Caitlin Clark, Iowa	8.2	Destiney Philoxy, Massachusetts	5.6
Blocked Shots (136 ranked)					Tamari Key, Tennessee	105	Brooke Flowers, Saint Louis	76
Blocked Shots Per Game (248 ranked)					Lucy Cochrane, Portland	3.88	Brooke Flowers, Saint Louis	3.30
Defensive Rebounds per Game (30 ranked)					Aijha Blackwell, Missouri	10.7	Brooke Flowers, Saint Louis	8.1
Double Doubles (45 ranked)					Aneesah Morrow, DePaul	24	Sam Breen, Massachusetts	17
Field Goal Attempts (150 ranked)					Dyaisha Fair, Buffalo	547	Sam Breen, Massachusetts	462
Field Goals Made (148 ranked)					Ayoka Lee, Kansas St.	255	Sam Breen, Massachusetts	193
Field-Goal Percentage (250 ranked)					Celena Taborn, Butler	69.2	Emmanuelle Tahane, Rhode Island	55.7
Final Points (199 ranked)					Caitlin Clark, Iowa	705	Sam Breen, Massachusetts	468
Free Throw Attempts (149 ranked)					Cierra Hooks, Ohio	206	Amaya Scott, George Mason	126
Free Throws Made (149 ranked)					Caitlin Clark, Iowa	166	Asianae Johnson, St. Bonaventure	95
Free-Throw Percentage (250 ranked)					Haley Cavinder, Fresno St.	97.9	Kayla Spruill, La Salle	88.5
Minutes Played (150 ranked)					Katie Nelson, Wisconsin	1031:40	Sam Breen, Massachusetts	1005:03
Minutes Played Per Game (150 ranked)					Courtney Whitson, Middle Tenn.	38.40	Anna DeWolfe, Fordham	38.21
Offensive Rebounds per Game (30 ranked)					Aneesah Morrow, DePaul	5.8	Mayowa Taiwo, George Washington	4.1
Points Per Game (250 ranked)					Caitlin Clark, Iowa	27.1	Anna DeWolfe, Fordham	18.6
Rebounds (148 ranked)					Aneesah Morrow, DePaul	401	Sam Breen, Massachusetts	299
Rebounds Per Game (250 ranked)					Aneesah Morrow, DePaul	13.8	Brooke Flowers, Saint Louis	11.3
Steals (141 ranked)					Jordyn Cambridge, Vanderbilt	108	Ber'Nyah Mayo, Massachusetts	68
							Megan McConnell, Duquesne	68
Steals Per Game (244 ranked)					Veronica Burton, Northwestern	4.12	Megan McConnell, Duquesne	2.52
Three-Point Field Goals Attempted (144 ranked)					Sara Scalia, Minnesota	224	Tess Myers, Duquesne	212
Three-Point Field Goals Made (139 ranked)					Taylor Robertson, Oklahoma	101	Tess Myers, Duquesne	85
Three-Point Field Goals Per Game (250 ranked)					Taylor Robertson, Oklahoma	3.74	Tess Myers, Duquesne	3.15
Three-Point Field-Goal Percentage (155 ranked)					Tess Amundsen, CSUN	50.5	Kayla Spruill, La Salle	47.2
Triple Doubles (6 ranked)					Caitlin Clark, Iowa	5	Libby Bazelak, Duquesne	1



Cindy

GRIFFIN

HEAD COACH | 21ST SEASON | SAINT JOSEPH'S '91 '93

The all-time leader in wins at Saint Joseph's, Cindy Griffin '91 enters her 21st season as head coach of the Hawks in 2021-22. A 1991 and 1993 graduate of SJU, Griffin (nee Anderson) has compiled an overall record of 385-310 in 23 seasons as a head coach, and a 337-277 record over 20 years at Hawk Hill that has included 11 postseason appearances.

The eighth coach in NCAA Division I history to lead her alma mater to the NCAA Tournament as a player and a coach, Griffin's squads have posted six 20-win seasons and six victories over nationally-ranked teams, while her players have been honored as Atlantic 10 All-Conference performers 20 times and 16 have gone on to play professionally.

Despite numerous COVID-19 interruptions, the Hawks went 7-10 overall in 2020-21.

Guiding a veteran squad, Griffin brought SJU back to the postseason in 2017-18 as the Hawks advanced to Second Round of the WNIT and finished with a 19-15 overall record, marking the most games played (34) in a single-season in team history. Capturing the Hawk Classic title in November, the Hawks battled back from injuries during conference play to five of their last six conference games and carried that momentum up to the title game of the A-10 Championship. Along the way, senior Chelsea Woods earned All-Big 5 First Team and A-10 All-Conference Third Team honors, with junior Sarah Veilleux being selected Big 5 Scholar-Athlete, named to the All-Big 5 Second Team and joined graduate student Amanda Fioravanti on the A-10 All-Academic Team.

Behind a resilient team, the 2016-17 Hawks battled back from a slow start to become one of the top teams in the Atlantic 10. Finishing third in the conference standings, the Hawks advanced to the semifinals of the A-10 Championship and earned the program's 10th Postseason WNIT berth. Individually, Chelsea Woods was named an A-10 All-Conference honoree and was selected to the All-Big 5 Second Team. Joining Woods on the All-Big 5 Second Team, Adashia

Franklyn also garnered Big 5 most Improved Player accolades, while Sarah Veilleux was recognized as the Big 5 Scholar Athlete.

Behind a pair of 1,000-point scorers in seniors Sarah Fairbanks and Ciara Andrews in 2015-16, Saint Joseph's finished tied for sixth in the A-10 behind a strong finish to the regular season. Finishing among the attendance leaders in the conference, the Hawks added to their mantle as they claimed the Hawk Classic title. Additionally, Fairbanks was named the Big 5's Scholar-Athlete, while sophomore Chelsea Woods was selected the Big 5's Most Improved Player.

Backed by First Team All-Big 5 selection Natasha Cloud, the Hawks earned a share of the Big 5 title in 2014-15. Cloud, who garnered A-10 All-Conference First Team and All-Defensive Team accolades, also became just the third SJU player to be selected in the WNBA Draft as she was picked by the Washington Mystics in the second round in 2015.

Following up their A-10 Championship the season prior, the 2013-14 Hawks continued to prove themselves as one of the top programs nationally as they earned an at-large bid to the NCAA Tournament and advanced to the Second Round for just the seventh time in team history. Led by

Erin Shields and Cloud, Saint Joseph's earned its fifth straight postseason bid and claimed its first outright Philadelphia Big 5 title since 2000-01.

Under Griffin's leadership, Saint Joseph's posted one of its most memorable seasons in team history in 2012-13 as the Hawks claimed the Atlantic 10 Championship for just the third time and earned the automatic NCAA Tournament bid. Led by a senior class that had advanced to the postseason every year, the Hawks finished with a 23-9 record that included wins over #5 Maryland and #11 Dayton.

In addition to the team's success, a trio of Hawks were singled out for their performances, led by NCAA Woman of the Year nominee Chatilla van Grinsven. With Griffin's guidance, van Grinsven turned in one of the more dominant seasons in recent SJU history, becoming just the fifth player in SJU history to average a double-double for the year en route to being named to the A-10 All-Conference First Team and as the Big 5 Player of the Year. The duo of backcourt mates Shields and Cloud helped propel SJU to new heights, with Shields garnering A-10 and Big 5 Most Improved Player honors and I-AAA distinction, while Cloud was named the Most Outstanding Player of the 2013 A-10 Championship.

Backed by a veteran-laden team in 2011-12, the Hawks earned their third-straight WNIT berth and posted their most wins (22) since the 2003-04 season. Moving into second place in career victories at her alma mater, Griffin picked up her 200th win as the Hawks topped Boston University in the opening game of the WNIT on March 15, 2012. Leading the Hawks to a 15-4 mark at home, she helped Saint Joseph's become one of the more efficient teams in the nation, ranking fourth in fewest turnovers per game (12.5), 26th in three-point percentage (.348) and 39th in field goal percentage (.423).

Individually, senior Michelle Baker and Kelly Cavallo had breakout years, both garnering All-Big 5 honors. Behind Griffin's teaching, Baker went on to be named to the



A-10 All-Conference Second Team and capped her career as SJU's then all-time leader in games played (127) while ranking in the top 20 for scoring and field goals made. After seeing limited time as a freshman, Cavallo developed into one of the top post players in the A-10, leading SJU and finishing in the top five of the conference in rebounding, blocked shots and field goal percentage. With Griffin's aid, Cavallo finished her career second all-time in blocks and 11th in rebounding at SJU.

Returning just one starter for the 2010-11 season, the Hawks quickly jelled under Griffin's guidance as they went on to win 20 games, earned the program's 700th victory, and advanced to the second round of the WNIT. Led by All-Big 5 honorees Baker and Katie Kuester, Saint Joseph's had its most efficient offensive showing since 2002-03, as the Hawks finished 60th in the nation in field goal percentage (42.1).

Additionally, several Hawks were honored for outstanding seasons in 2010-11, headlined by sophomore Ashley Prim becoming the first SJU player to be named Atlantic 10 Sixth Player of the Year. Baker became just the second Hawk to be named to the A-10 All-Defensive Team, while freshman Erin Shields became the sixth player Griffin has coached to A-10 All-Rookie Team honors.

Earning a postseason berth for the first time in two years, the Hawks surpassed predictions in 2009-10 as they finished tied for fourth in the Atlantic 10 after being picked to finish ninth. After opening the season with a 3-7 mark, Griffin saw her team begin to click at the end of the non-conference schedule as SJU claimed the 19th Annual Hawk Classic title and worked its way to .500 by the second week of the Atlantic 10 slate. Posting a 9-5 mark against conference opponents, Griffin hit two milestones during A-10 play, earning her 150th win at Saint Joseph's in a victory against Dayton and earning her 200th coaching win against George Washington. The Hawks would go on to earn the program's seventh WNIT bid, and play the first postseason game at Hagan Arena.

In 2008-09, Griffin undertook arguably her toughest season to date as Saint Joseph's played every contest away from Hawk Hill for the first time in program history. And in typical SJU fashion, Griffin got her team to respond as Saint Joseph's went on to post an 8-5 record at home venues and earn its first Big 5 title since 2000-01. Individually five Hawks posted career bests in scoring, with Brittany Ford and Mariame Djouara both earning All-Big 5 Second Team honors.

Relying heavily on underclassmen in

2007-08, Griffin guided her Hawks to another winning season, including crowns at the Brown Basketball Classic and the Hilton Philadelphia Hawk Classic. Among the wins, Saint Joseph's posted its biggest win over a non-conference ranked opponent since the 1984-85, topping #15 Auburn for the Hawk Classic title.

Despite losing several experienced players prior to the 2006-07 season, Griffin had her team peaking at the right time. Playing Griffin's style of hard-nosed defense and persistent offense, the Hawks advanced to the Atlantic 10 Championship game, including the program's first win over a top 10 opponent (#8 George Washington) since 1992 along the way. Saint Joseph's capped the season with its fifth WNIT appearance in six years and tied the SJU record for games played in a season with 33.

Fueled by a collection of newcomers and a developed core of upperclassmen, Griffin led the Hawks back to national prominence in 2005-06. The Crimson and Gray engineered the nation's best turnaround (13 games) and received votes in the national polls for the first time since 2003-04. The Hawks advanced to the semifinals of the A-10 Championship and earned a berth in the WNIT.

With the loss of four 1,000-point scorers, the 2004-05 Hawks showed their true colors down the stretch, earning a hard-fought victory over La Salle in the opening round of the Atlantic 10 Championship and coming within 10 points of 16th-ranked, and eventual A-10 Champion, Temple.

Led by six seniors, the 2004 team went 22-11 and advanced to the WNIT Elite Eight. Saint Joseph's finished second in the A-10 East and dropped a heartbreaker in the Atlantic 10 Championship to Temple. Four Hawk seniors reached the 1,000-point plateau, marking just the eighth time in NCAA history that a quartet of players had reached the milestone in the same season. Erin Brady, Irina Krasnoshniok, Stephanie (Graff) McCaffrey and Amra Mehmedovic went on to sign professional contracts.

Following a memorable first

year at the helm of her alma mater, Griffin upped the ante in her second season by capturing 2003 Atlantic 10 Coach of the Year honors after guiding the Hawks to a 19-11 record. The team sprinted to the conference's Eastern Division title and earned a berth in the WNIT for the second straight season, despite the departure of SJU's all-time leading scorer and a non-conference schedule that ranked fourth nationally.

Griffin helped to reinvigorate the SJU program in her first season, leading the squad to a 24-8 record and the second round of the WNIT. She capitalized on the team's tradition of scrappy play and rugged defense, while releasing the reins and allowing the team to play a more up-tempo style on the offensive end of the floor. The Hawks finished the year among the national leaders in nine different categories and paced the nation in free throw percentage for the second straight year.

Following her playing career, Griffin spent the 1992-93 season as a graduate assistant at her alma mater. She then accepted an assistant's spot at Vanderbilt University from 1993-95 under former Saint Joseph's head coach Jim Foster. Foster recruited Griffin to SJU and coached her during her playing career on Hawk Hill.

In her two years as an assistant at Vanderbilt, the Commodores finished 53-15 overall, won the 1995 SEC championship and reached the NCAA Sweet 16 both seasons. In addition to coaching responsibilities, she was the co-director of the Vanderbilt Basketball Camp and the director of the Black & Gold Club.



Griffin left Vanderbilt after the 1995 season to become an assistant coach at Loyola Maryland. She spent three seasons as an assistant under Patty Coyle before being promoted to associate head coach in 1998. Griffin was promoted to the position of head women's basketball coach at Loyola Maryland midway through the 1998-99 season. She was the seventh-youngest head coach in Division I at the time. Griffin – who was named head coach five games into the season as Coyle left for an assistant coach position with the WNBA's New York Liberty – kept the Greyhounds' momentum going as Loyola Maryland won a team-record 21 games that year. Overall she compiled a record of 48-33 during her tenure at the Baltimore school, guiding the squad to the Metro Atlantic Athletic Conference semifinals all three years.

One of the top playmakers in Saint Joseph's history, Griffin starred for the Hawks from 1987-88 through 1991-92 (missing the 1988-89 season due to injury). A three-time team captain, Griffin finished her career with 662 points, 278 rebounds, 510 assists and 197 steals. She currently ranks fourth on SJU's all-time assist list. As a junior in 1990-91, she played in 1,178 out of a possible 1,200 minutes to set the school record for minutes played in a single season. The Hawks made three NCAA Tournament appearances and posted three straight 20-win seasons during her playing career. A two-time Second Team All-Big 5 choice, as well as a Third Team All-Atlantic 10 pick as a senior, she was inducted into the Saint Joseph's Women's Basketball Hall of Fame in 1998.

A native of Maple Glen, Pa., Griffin played her high school basketball for Bishop McDevitt, winning two Philadelphia Catholic League titles. A 1987 graduate of McDevitt, she was inducted into its Athletic Hall of Fame in 1997, and in 2002, received the Philadelphia Catholic League's alumni achievement award. She earned a bachelor's degree in accounting from Saint Joseph's in 1991 and completed her M.B.A. from SJU in 1993. She resides in Conshohocken, Pa., with her husband, Curtis, and children, Kaylie, Hannah and Curtis, Jr. Kaylie will be a freshman on Griffin's roster in 2021-22.



GRIFFIN FILE

PERSONAL

Year Coaching29th season in 21-22
College Saint Joseph's '91, '93
.....Accounting
.....MBA
Hometown.....Maple Glen, Pa.
High School.....Bishop McDevitt
BirthdayJuly 11
Spouse.....Curtis
ChildrenKaylie, Hannah, Curtis, Jr.

CAREER NUMBERS/ACCOLADES

Record..... 395-226 (24 years)
Record at SJU347-293 (21 yrs)
Atlantic 10 Record178-140
Postseason Record18-15
NCAA Tournament Record.....7-7
WNIT Record11-8

38 All-Big 5 Honorees
20 Atlantic 10 All-Conference Honorees
17 Players Turned Pro
8 Academic All-District Honorees

2015 Big 5 Champion
2014 Big 5 Champion
2013 Big 5 Coach of the Year
2013 Atlantic 10 Champion
2009 Big 5 Champion
2003 Atlantic 10 Coach of the Year
2002 Philadelphia Catholic League Alumni Achievement Award
1998 SJU WBB Hall of Fame
1997 Bishop McDevitt Hall of Fame

COACHING EXPERIENCE

Saint Joseph's University
Head Coach, 21 seasons (2001-Present)
Graduate Assistant, 1 season (1992-93)

Season	Overall	Conf.	Post.
2001-02	24-8	12-4	WNIT
2002-03	19-11	13-3	WNIT
2003-04	22-11	12-4	WNIT
2004-05	7-23	4-12	
2005-06	20-11	10-6	WNIT
2006-07	19-14	8-6	WNIT
2007-08	17-14	8-6	
2008-09	13-17	5-9	
2009-10	17-15	9-5	WNIT
2010-11	20-12	8-6	WNIT
2011-12	22-11	9-5	WNIT
2012-13	23-9	11-3	NCAA
2013-14	23-10	10-6	NCAA
2014-15	13-17	8-8	
2015-16	14-15	8-8	
2016-17	17-15	12-4	WNIT
2017-18	19-15	10-6	WNIT
2018-19	12-18	7-9	
2019-20	9-20	3-13	
2020-21	7-9	5-9	
2021-22	10-16	6-8	

Totals 347-293 178-140 12 trips

Loyola University (Md.)

Head Coach, 3 seasons (1998-01)
Assoc. Head Coach/Asst. Coach, 3 seasons (1995-98)

Season	Overall	Conf.	Post.
1998-99	17-6	13-5	
1999-00	12-17	8-10	
2000-01	19-10	12-6	
Totals	48-33	33-21	

Vanderbilt University

Assistant Coach, 2 seasons
(1993-95)

1995 SEC Champions + NCAA Sweet 16
1994 NCAA Sweet 16



Talya

BRUGLER

0

FRESHMAN | FORWARD | 6-1 | NAZARETH, PA | NAZARETH AREA

MAJOR

Sports Marketing

CAREER HIGHS

Points

19 at VCU 1/09/22

Rebounds

16 at Davidson 2/4/22

Assists

3 at VCU 1/09/22

Blocks

3 vs Richmond 1/12/22

Steals

2 twice

Field Goals

8 two times

Field Goal Att.

15 at VCU 1/09/22

3-Points Field Goals

3 twice

3-Point Field Goal Att.

6 vs Massachusetts 1/29/22

Free Throws

5 at Penn 12/07/21

Free Throw Att.

7 at Penn 12/07/21

Minutes Played

38 three times

High School/Personal: Three-time All-Conference and All-Area selection at Nazareth Area High School... As a junior All-Area First Team honoree by the Express Times and Morning Call in 2019-20, she broke NAHS's 34-year record for most points in a season (586), averaging 19.5 points per game, the second-highest average at NAHS in the modern era... Also turned in a single-game, school-record 36 points against Stroudsburg on January 10, 2020... Added 10.0 rebounds per contest and shot 75 percent from the free throw line... Led the Blue Eagles to a 26-4 record before their season was cut short due to COVID-19... Morning Call Player of the Year and Eastern Pennsylvania Conference Most Valuable Player... Led her squad to a second-place finish at the EPC Championships, a first-place finish at the District 6A Championships, and an Elite 8 appearance at the Pennsylvania State Championships... All-State Second Team selection in Class 6A by Pennsylvania sportswriters... Scored her 1,000th career point on January 14, 2020 to become the first junior in NAHS history to reach the milestone... Entered senior season with 1,310 career points... In 2018-19, set NAHS's single-season sophomore scoring mark with 402 points, averaging 14.4 points per game to go with 10.0 rebounds per game... Led the Blue Eagles to a third-place finish at the District 6A Championships as well as an appearance at the Pennsylvania State Championships en route to a 21-7 record on the year... Set the school's single-season freshman scoring mark (322) and lead the squad in rebounds (191) as a rookie... Lehigh Valley Live All-Area Team selection... Led the Blue Eagles (17-10) to a runner-up finish at the District 6A Championships and an appearance at the Pennsylvania State Championships en route to being named the Calling All Sports Rookie of the Year... Most Valuable Player of the Haverford Tip-Off Tournament as a freshman and junior (plus All-Star Team as a sophomore) and named to the Frantz Plaques and Trophies All-Area Team as a freshman and sophomore... Played AAU basketball for Lehigh Valley Fever... Five-time U.S. Junior Nationals All-Star, which included spots on the 2020 Philadelphia squad and 2019 Indianapolis squad.... Named to the AAU Nationals Watch List back in 2016... Father, Brent, and mother, Tonya, played Division III basketball at Elizabethtown College... Brent was a 1,000-point scorer while Tonya was a member of the 1989 National Championship team... Older brother, Bailey, played Division III basketball at Misericordia University... Older sister, Tessa, was a two-time All-Patriot League selection at Bucknell University '21 and is playing her 2021-22 season at Drexel University.

				Field Goals		3-Point		F-Throws		Rebounds									Scoring	
SEASON	TEAM	GP-GS	MIN/AVG	FG-FGA	FG%	3FG-3FGA	3FG%	FT-FTA	FT%	OFF	DEF	TOT	AVG	PF-FO	A	TO	BLK	STL	PTS	AVG
2021-22	SJU	26-17	721/27.7	99-199	.497	17-48	.354	45-59	.763	53	92	145	5.6	43-0	27	45	12	13	260	10.0
TOTAL		26-17	721/27.7	99-199	.497	17-48	.354	45-59	.763	53	92	145	5.6	43-0	27	45	12	13	260	10.0



Olivia MULLINS

1

SOPHOMORE | GUARD | 5-8 | SOMERSET, N.J. | RUTGERS PREP

2020-21: Saw action in 15 games... Averaged 2.1 points per game and 0.9 rebounds per game in 9.6 minutes per game... Scored season-high nine points on a season-high 3-of-8 shooting in a season-high 21 minutes off the bench at VCU... Dropped six points and a season-high two assists vs. Monmouth... Pulled down a season-high four rebounds to go with three points and two assists vs. La Salle... Earned two steals at Richmond... Member of the Atlantic 10 Commissioner's Honor Roll

MAJOR

Psychology

CAREER HIGHS
Points

11 two times

Rebounds

8 vs GW 2/20/22

Assists

6 at George Mason 2/13/22

Blocks

1 vs Saint Louis 2/8/21

Steals

2 two times

Field Goals

6 at SBU 1/21/22

Field Goal Att.

12 vs Dayton 2/23/22

3-Points Field Goals

3 vs URI 2/9/22

3-Point Field Goal Att.

5 twice

Free Throws

7 Davidson 2/6/22

Free Throw Att.

8 Davidson 2/6/22

SEASON HIGHS
Points

11 two times

Rebounds

8 vs GW 2/20/22

Assists

6 at George Mason 2/13/22

Blocks

1 vs Harvard 12/28/21

Steals

2 two times

Field Goals

6 at SBU 1/21/22

Field Goal Att.

12 vs Dayton 2/23/22

3-Points Field Goals

3 vs URI 2/9/22

3-Point Field Goal Att.

4 vs URI 2/9/22

Free Throws

7 Davidson 2/6/22

Free Throw Att.

8 Davidson 2/6/22

Minutes Played

38 at George Mason 2/13/22

High School/Personal: Three-year starting point guard and four-year varsity letterwinner for Rutgers Prep... Led program to four-year record of 102-18... 2019-20 McDonalds All-American nominee... Team co-captain as a senior, leading squad to a 25-5 record (10-0 Skyland Conference) with 10.5 points per game en route to the Skyland Conference Championship and Somerset County Championship titles... Was a repeat All-Skyland Conference First Team pick and was selected to the NJISSA North/South All-Star Team and NJ Sports Zone All-Jersey Team... Received the RPS Peegan O'Brian Sportsmanship Award... As a junior in 2018-19, was an All-Somerset County and All-Conference First Team pick as well as a New Jersey Sports Zone All-Jersey Team selection after putting up a team-leading 12.0 points per game and team-leading 4.0 assists per game... Was listed by NJ.com as one of the top juniors in New Jersey... Led Argonauts to a 22-6 record en route to the conference title (undefeated 10-1 record) and a runner-up finish at the Somerset County Tournament... As a sophomore in 2017-18, led RPHS to 25-5 record and a #23 national ranking in the USA Today Super 25 National Poll... Also led squad to Skyland Conference and NJSIAA Sectional titles and a runner-up finish at the Somerset County Tournament... All-Conference Honorable Mention... Listed by NJ.com as one of the top sophomores in New Jersey with 6.0 points per game and 3.0 assists per game... Tabbed a Player to Watch after performances at New Jersey Sparks New Years Resolution Tournament and Blue Star Invitational Tournament... As a freshman in 2016-17, served as the Sixth Player on a 30-2 team that earned a #13 national ranking by USA Today and was ranked #1 in New Jersey during the season... Averaged 3.0 points per game and 2.0 points per game and was listed by NJ.com as one of the top freshmen in New Jersey... Helped Rutgers Prep to championship titles at the conference tournament, NJSIAA Sectional Tournament, and NJSIAA State Tournament as well as a semi-finals finish at the New Jersey Tournament of Champions... Played AAU basketball for New Jersey Sparks EYBL out of Paterson, N.J. in her junior summer... Played for Exodus NYC EYBL out of the New York Metro Area during her freshman and sophomore summers... Father, Lee Mullins, Jr., had professional offers to play overseas and played Division I basketball at Coastal Carolina University, where he was a member of the 1989-90 Big South Conference Champion and Big South Tournament Champion teams, and at Montclair State University, where he was a Division III All-American after scoring 1,000 points in just two seasons from 1993-94... Uncle, Tyrone Findley, played basketball at Jersey City State University... Aunt, Camille Findley, played basketball at Franklin Pierce University... Community service experience includes Jingle Bell Run for Arthritis... Majoring in psychology.

				Field Goals		3-Point		F-Throws		Rebounds									Scoring	
SEASON	TEAM	GP-GS	MIN/AVG	FG-FGA	FG%	3FG-3FGA	3FG%	FT-FTA	FT%	OFF	DEF	TOT	AVG	PF-FO	A	TO	BLK	STL	PTS	AVG
2020-21	SJU	15-0	144/9.6	10-37	.270	7-24	.292	4-6	.667	0	13	13	0.9	12-0	8	9	1	2	31	2.1
2021-22	SJU	23-5	435/18.9	32-111	.288	10-38	.263	26-33	.788	6	34	40	1.7	33-0	38	44	1	13	100	4.3
TOTAL		38-5	579/15.2	42-148	.284	17-62	.274	30-39	.769	6	47	53	1.4	45-0	46	53	2	15	131	3.4


Kaylie
GRIFFIN
2
FRESHMAN | GUARD | 5-7 | CONSHOHOCKEN, PA | GWYNEDD MERCY ACADEMY

High School/Personal: Two-time All-Conference selection at Gwynedd Mercy Academy... Led the Monarchs to three consecutive district titles, averaging 11.0 points per game and 7.0 assists per game as a junior, 11.0 points per game and 5.5 assists per game as a sophomore, and 8.0 points per game and 3.5 assists per game as a freshman... Played AAU for the UnderArmour-sponsored Comets, where she led her squad to regional titles from 2012-20 and averaged 10.0 points per game and 5.0 assists per game... Father, Curtis, wrestled at Lock Haven... Mother, Cindy, starred for the Hawks from 1987-88 through 1991-92, where she was an All-Atlantic 10 and two-time All-Big 5 selection, went on to be inducted into the SJU Women's Basketball Hall of Fame in 1998, and enters her 21st season at the helm of the SJU women's basketball program in 2020-21... Cousin, John Griffin II, served as the Saint Joseph's men's basketball head coach from 1990-95... Cousin, John Griffin III, is the current associate head coach for the SJU men's basketball program.

MAJOR

Health Studies

CAREER HIGHS
Points

n/a

Rebounds

n/a

Assists

n/a

Blocks

n/a

Steals

n/a

Field Goals

n/a

Field Goal Att.

n/a

3-Points Field Goals

n/a

3-Point Field Goal Att.

n/a

Free Throws

n/a

Free Throw Att.

n/a

Minutes Played

n/a


Emma
BOSLET
3
SOPHOMORE | GUARD | 5-11 | EDISON, N.J. | SAINT THOMAS AQUINAS
MAJOR

Finance

CAREER HIGHS
Points

9 at Temple 12/11/21

Rebounds

5 at George Mason 2/13/22

Assists

4 three times

Blocks

2 vs Stetson 11/27/21

Steals

2 five times

Field Goals

3 at Temple 12/11/21

Field Goal Att.

4 four times

3-Points Field Goals

3 at Temple 12/11/21

3-Point Field Goal Att.

4 at La Salle 1/10/21

Free Throws

4 vs GW 2/20/22

Free Throw Att.

5 vs GW 2/20/22

SEASON HIGHS
Points

9 at Temple 12/11/21

Rebounds

5 at George Mason 2/13/22

Assists

4 two times

Blocks

2 vs Stetson 11/27/21

Steals

2 four times

Field Goals

3 at Temple 12/11/21

Field Goal Att.

4 two times

3-Points Field Goals

3 at Temple 12/11/21

3-Point Field Goal Att.

3 at Temple 12/11/21

Free Throws

4 vs GW 2/20/22

Free Throw Att.

5 vs GW 2/20/22

Minutes Played

32 at George Mason 2/13/22

2020-21: Saw action in three games... Grabbed a season-high four rebounds in 10 minutes off the bench in collegiate debut vs. Monmouth... Registered three rebounds, a season-high two blocks, and a steal in a season-high 17 minutes off the bench vs. La Salle... Scored first collegiate points on a fourth-quarter three-pointer to go with a season-high four assists and a season-high two steals in a season-high 17 minutes off the bench at La Salle... Member of the Atlantic 10 Commissioner's Honor Roll

High School/Personal: Three-year starting point guard and team captain for Saint Thomas Aquinas... All-time leading scorer at STA, between both the boys' and girls' basketball programs with 1,948 career points... 2020 McDonald's All-American Games nominee... As a senior in 2019-20, averaged 16.8 points per game, 4.9 rebounds per game, 1.7 assists per game, 2.0 steals per game, and 0.8 blocks per game... Led Trojans to a 25-5 record... League tournament MVP... Repeated as Home News Tribune Player of the Year... 2020 All-Zone Girls Basketball Team selection... All-County and All-Division First Team selection... As a junior in 2018-19, averaged 14.6 points per game, 8.7 rebounds per game, 5.1 assists per game, 3.2 steals per game, and 1.4 blocks per game... Led Trojans to a 25-4 record... Named the Home News Tribune Player of the Year... All-County and All-Division First Team selection... Guided squad to the Great Middlesex County Championship title... As a sophomore in 2017-18, averaged 22.0 points per game en route to reaching the 1,000-point milestone... Added 10.1 rebounds per game, 4.3 assists per game, 4.0 steals per game, and 1.7 blocks per game through 28 appearances... All-County and All-Division First Team selection... As a freshman in 2016-17, averaged 15.1 points per game, 7.0 rebounds per game, 2.0 assists per game, and 3.1 steals per game... Led Trojans to 21-7 record as an All-Division honoree... Four-year varsity letterwinner... Played AAU basketball for Team Miller Lightning out of Edison, N.J. and won the USJN Championship, Battle in the Borrow Championship, and Boo Williams Championship... Father, Dan, played football at the University of Cincinnati and Marshall University... Mother, Renee, played softball at Kutztown University... Majoring in finance.

				Field Goals		3-Point		F-Throws		Rebounds				Scoring						
SEASON	TEAM	GP-GS	MIN/AVG	FG-FGA	FG%	3FG-3FGA	3FG%	FT-FTA	FT%	OFF	DEF	TOT	AVG	PF-FO	A	TO	BLK	STL	PTS	AVG
2020-21	SJU	3-0	45/14.9	1-7	.143	1-7	.143	0-0	.000	2	6	8	2.7	6-0	5	4	2	3	3	1.0
2021-22	SJU	21-0	289/13.8	10-37	.270	4-14	.286	12-23	.522	7	25	32	1.5	25-0	21	20	5	14	36	1.7
TOTAL		24-0	334/13.9	11-44	.250	5-21	.238	12-23	.522	9	31	40	1.7	31-0	26	24	7	17	39	1.6


Julia

NYSTRÖM

5

FRESHMAN | GUARD | 5-6 | LUND, SWEDEN | IK EOS LUND

High School/Personal: 19th international player in Saint Joseph's women's basketball program history... Played for IK Eos Lund in the Svenska Basketligan, the highest division in Sweden... Played in the Basketettan Dam, the second-highest division in Sweden, from 2017-19... In 2019, averaged 10.7 points per game, 2.9 assists per game, and 4.6 rebounds per game and was selected to the All-Star Team of the U-19 Scania Cup after leading the squad in scoring with 12.8 points per game... Guided her squad to the gold medal in the 2018 U-19 Scania Cup after leading EOS in scoring with 13.8 points per game en route to being named MVP of the championship game... Also averaged 14.0 points per game, 5.0 assists per game, 4.5 rebounds per game, and 3.5 steals per game in the Final Four of the U-19 Swedish Championship as a 17 year old... Averaged 16.0 points per game in the 2017 U-19 Swedish Championship while playing as a 16 year old... Starting point guard for the Swedish Youth National Team since 2017, playing in 42 national games through the present... Led the U-15 National Team to gold at the 2017 North Sea Development Basketball Cup as the squad's top scorer (12.7 ppg) and guided the U-16 National Team to gold at the 2018 Division B European Championship as the squad's top scorer (13.9 ppg)... Also ranked in the league's top ten in scoring that year... Represented Sweden at the 2019 Division B European Championship (fourth place) and 2020 Baltic Sea Basketball Cup (10.7 ppg).

MAJOR

Business

CAREER HIGHS

Points

18 vs Harvard 12/28/21

Rebounds

6 vs GW 2/20/22

Assists

6 vs La Salle 1/17/22

Blocks

1 two times

Steals

4 at Fordham 1/26/22

Field Goals

6 vs Harvard 12/28/21

Field Goal Att.

13 at Saint Louis 2/16/22

3-Points Field Goals

4 vs Harvard 12/28/21

3-Point Field Goal Att.

7 two times

Free Throws

2 twice

Free Throw Att.

4 vs Harvard 12/28/21

Minutes Played

38 at Saint Louis 2/16/22

				Field Goals		3-Point		F-Throws		Rebounds				Scoring						
SEASON	TEAM	GP-GS	MIN/AVG	FG-FGA	FG%	3FG-3FGA	3FG%	FT-FTA	FT%	OFF	DEF	TOT	AVG	PF-FO	A	TO	BLK	STL	PTS	AVG
2021-22	SJU	24-22	566/23.6	42-117	.359	21-60	.350	7-12	.583	12	35	47	2.0	30-0	46	43	2	23	112	4.7
TOTAL		24-22	566/23.6	42-117	.359	21-60	.350	7-12	.583	12	35	47	2.0	30-0	46	43	2	23	112	4.7



Lovin

MARSICANO

SENIOR | FORWARD | 6-1 | MANASQUAN, N.J. | ST. ROSE

2020-21 SJU Roosevelt Hunter Community Service Award

2020-21: Appeared in 14 games with four starts in February... Dropped a career-high 15 points to go with a career-high five rebounds, a career-high three blocks, and a career-high two steals in 26 minutes vs. La Salle... Scored 12 points at UMass... Played a career-high 33 minutes at Fordham.

2019-20: Appeared in 25 games with a start at Duquesne in place of an injured Nailah Delinois... Hit 13 three-pointers on the year... Averaged 2.1 points per game and 1.2 rebounds per game in 10.1 minutes per contest... Hit three three-pointers in 17 minutes for a season-high nine points at Saint Louis... Scored six points and added career-high five rebounds in a career-high 25 minutes at UMass... Scored six points against both La Salle and Duquesne... Pulled down five rebounds at home vs. UMass.

2018-19: Appeared in 21 games... Scored season-high six points in 21 minutes collegiate debut vs. Temple... Scored four points and pulled down season-high four rebounds at Penn... Hit for three points vs. Saint Louis... Played a season-high 22 minutes at Drexel.

High School: Four-year letterwinner... Led St. Rose to a 110-10 record over her four seasons and won state titles as a freshman and senior... Won the Shore Conference championship as a sophomore and Best of Maryland tournament as a junior... Advanced to the TOC finals as a freshman and semifinals as a senior... Given name is "Elizabeth" ... Brother, Joe, played for the Loyola Maryland club ice hockey team and graduated in 2020... Majoring in business.

MAJOR

Marketing

CAREER HIGHS

Points

23 at VCU 1/09/22

Rebounds

7 vs Richmond 1/12/22

Assists

5 vs Saint Louis 2/7/21

Blocks

3 vs La Salle 1/8/21

Steals

3 at Drexel 11/11/18

Field Goals

9 at VCU 1/09/22

Field Goal Att.

14 at VCU 1/09/22

3-Points Field Goals

4 at VCU 1/09/22

3-Point Field Goal Att.

9 at Saint Louis 2/6/20

Free Throws

7 at UMass 1/29/21

Free Throw Att.

8 at UMass 1/29/21

SEASON HIGHS

Points

23 at VCU 1/09/22

Rebounds

7 vs Richmond 1/12/22

Assists

3 two times

Blocks

2 three times

Steals

2 vs La Salle 1/17/22

Field Goals

9 at VCU 1/09/22

Field Goal Att.

14 at VCU 1/09/22

3-Points Field Goals

4 at VCU 1/09/22

3-Point Field Goal Att.

7 at VCU 1/09/22

Free Throws

3 at Temple 12/11/21

Free Throw Att.

5 at Temple 12/11/21

Minutes Played

34 vs Richmond 1/12/22

				Field Goals		3-Point		F-Throws		Rebounds				Scoring						
SEASON	TEAM	GP-GS	MIN/AVG	FG-FGA	FG%	3FG-3FGA	3FG%	FT-FTA	FT%	OFF	DEF	TOT	AVG	PF-FO	A	TO	BLK	STL	PTS	AVG
2018-19	SJU	21-0	116/5.5	8-42	.190	3-27	.111	1-3	.333	4	11	15	0.7	20-0	3	10	3	5	20	1.0
2019-20	SJU	24-1	258/10.8	19-64	.297	13-53	.245	1-2	.500	11	20	31	1.3	26-0	11	20	3	7	52	2.2
2020-21	SJU	14-4	237/16.9	19-54	.352	11-36	.306	10-13	.769	7	16	23	1.6	22-0	18	11	7	5	59	4.2
2021-22	SJU	19-16	342/18.0	41-91	.451	14-37	.378	13-19	.684	15	36	51	2.7	41-0	26	22	12	4	109	5.7
TOTAL		78-21	953/12.2	87-251	.347	41-153	.268	25-37	.676	37	83	120	1.5	109-0	58	63	25	21	240	3.1


Laila
FAIR
12
FRESHMAN | FORWARD | 6-2 | MIDDLESEX, N.J. | STUART COUNTRY DAY SCHOOL

High School/Personal: Led Stuart Country Day School to the NJISAA Prep B state title and Mercer County Tournament finals and was named to the Roselle Catholic Holiday All-Tournament Team as a junior (21-4)... Named the Most Improved Player on her 2019-20 high school squad... Also led SCDS to the NJISAA Prep B state title and Mercer County Tournament semifinals as a sophomore (17-10)... Played AAU for Team Miller Lightning... Father, Lamar, played Division II basketball at Cheyney University.

MAJOR

Business

CAREER HIGHS
Points

20 at Penn 12/07/21

Rebounds

11 at Penn 12/07/21

Assists

3 vs URI 2/9/22

Blocks

3 at SBU 1/21/22

Steals

3 at Saint Louis 2/16/22

Field Goals

8 at La Salle 2/02/22

Field Goal Att.

12 at Penn 12/07/21

3-Points Field Goals

n/a

3-Point Field Goal Att.

n/a

Free Throws

6 at Penn 12/07/21

Free Throw Att.

9 at Penn 11/07/21

Minutes Played

29 vs Davidson 2/6/22

				Field Goals		3-Point		F-Throws		Rebounds									Scoring	
SEASON	TEAM	GP-GS	MIN/AVG	FG-FGA	FG%	3FG-3FGA	3FG%	FT-FTA	FT%	OFF	DEF	TOT	AVG	PF-FO	A	TO	BLK	STL	PTS	AVG
2021-22	SJU	20-11	393/19.6	59-118	.500	0-0	.000	23-43	.535	41	48	89	4.5	40-0	16	28	13	16	141	7.1
TOTAL		20-11	393/19.6	59-118	.500	0-0	.000	23-43	.535	41	48	89	4.5	40-0	16	28	13	16	141	7.1



Mary SHEEHAN

13

GRADUATE | GUARD | 5-10 | DREXEL HILL, PA. | CARDINAL O'HARA

2x SJU Leadership and Loyalty Award (2019-20, 2020-21)**2020-21 Roosevelt Hunter Community Service Award****2019-20 FAU Holiday Classic All-Tournament Team****2018-19 SJU Rev. Emory Ross Academic Excellence Award****2018-19 SJU Patricia Ryan Unsung Hero Award****MAJOR**

MBA

CAREER HIGHS**Points**

15 at Auburn 11/24/19

Rebounds

10 at Duquesne 2/9/20

Assists

5 vs Sacred Heart 12/4/19

Blocks

2 five times

Steals

3 three times

Field Goals

6 three times

Field Goal Att.

11 three times

3-Points Field Goals

4 at GW 2/10/19

3-Point Field Goal Att.

7 at GW 2/10/19

Free Throws

3 st Saint Louis 2/6/20

Free Throw Att.

4 twice

SEASON HIGHS**Points**

4 vs UMES 11/09/21

Rebounds

1 two times

Assists

n/a

Blocks

n/a

Steals

n/a

Field Goals

2 vs UMES 11/09/21

Field Goal Att.

2 vs UMES 11/09/21

3-Points Field Goals

n/a

3-Point Field Goal Att.

1 vs Villanova 11/20/21

Free Throws

n/a

Free Throw Att.

3 vs UMES 11/09/21

Minutes Played

8 vs UMES 11/09/21

2021-22: Returning for her fifth year... "I decided to come back because I couldn't pass up the opportunity to spend another year playing the game I love with great people and furthering my graduate studies at this incredible university. I believe we have a special group returning next season with some exciting additions coming in, and I really want to be a part of it. I am looking forward to doing whatever is necessary to help our team be successful. I cannot wait for one more season of repping Saint Joseph's across my chest and competing with my teammates and coaches to get us back to the top of the A-10!"

2020-21: Made all 17 appearances with 11 starts... Dropped 14 points on 6-of-7 shooting from the field at Davidson... Pulled down season-high seven rebounds at Rhode Island... Recorded three steals vs. Duquesne... Team captain alongside Katie Jekot. Member of the Atlantic 10 Commissioner's Honor Roll

2019-20: Appeared in all 29 games with 26 starts... Averaged 5.4 points per game, 3.4 rebounds per game, and 1.0 assists per game in 29.1 minutes per contest... Ranked second on the team in three-pointers made (19)... Turned in four double-figure games, including a career-high 15 points on a career-high 6-of-9 shooting from the field with three three-pointers at Auburn... Followed up with a 13-point performance, again drilling three three-pointers, in home win over American... Scored 13 points and played the full 40 minutes in early-season win over Temple... Dropped 13 points against Furman... Pulled down career-high 10 rebounds at Duquesne... Registered career-high five assist and added career-high three steals vs. Sacred Heart... Team captain.

2018-19: Averaged 3.7 points per game and 2.9 rebounds per game in 30 games with early-season starts vs. Temple and at Drexel... Averaged 18.4 minutes per game and played a season-high 32 minutes, twice, vs. Temple and at George Mason... Hit double-digits three times, at George Washington (season-high 14 points), vs. Duquesne (13) and at Rhode Island (10)... Posted two blocked shots in road games against Duquesne and Dayton... Pulled down a season-high nine rebounds at La Salle... Recorded seven rebounds vs. Temple.

2017-18: Appeared in 10 games and averaged 2.6 points and 1.1 rebound per game... Scored four points and had four rebounds and an assist in collegiate debut at Niagara... Posted a season-high six points and added two blocked shots, an assist, a rebound and a steal at St. Bonaventure... Finished with five points, two rebounds and a block against Princeton... Tallied five points against VCU... Posted four points at Florida... Tallied two points, a block and a rebound against Eastern Illinois... Added a rebound against Richmond... Missed final 18 games of the season due to injury.

High School/Personal: Four-year starter who led Cardinal O'Hara to the Philadelphia Catholic League championship and District 12 title as a senior... McDonald's All-American nominee and USA Today All-Pennsylvania Girls Basketball Second Team selection as a senior after leading her team in scoring (12.7 points per game) and rebounds (8.0 per game)... A 2016-17 Scholar-Athlete honoree by the Pennsylvania Sports Hall of Fame, Delaware County chapter... Averaged 13.0 points and 9.0 rebounds per game as a junior and led Cardinal O'Hara to the 2015-16 District 12 title and the PIAA-AAAA finals... Named MVP of both the 2015-16 Blue Chip Super Showcase and Play by Play Classic Showcase... Garnered All-State, First Team All-Catholic and First Team All-Delco honors three straight years... Three-time All-Southeastern Pennsylvania Team honoree... Capped her career fifth all-time in scoring at Cardinal O'Hara with 1,255 points... Also lettered in soccer... Father, Dennis, served as The Hawk mascot for three seasons from 1982-83 until 1984-85... Grandfather played basketball at Georgetown University... Graduated from SJU an entire year early with a bachelor of science double degree in business administration and accounting (May 2020) and is now pursuing an MBA with a concentration in business intelligence at SJU.

				Field Goals		3-Point		F-Throws		Rebounds										Scoring	
SEASON	TEAM	GP-GS	MIN/AVG	FG-FGA	FG%	3FG-3FGA	3FG%	FT-FTA	FT%	OFF	DEF	TOT	AVG	PF-FO	A	TO	BLK	STL	PTS	AVG	
2017-18	SJU	10-0	109/10.9	11-35	.314	3-12	.250	1-2	.500	6	5	11	1.1	13-0	2	1	5	1	26	2.6	
2018-19	SJU	30-2	550/18.3	44-134	.328	17-53	.321	6-11	.545	31	57	88	2.9	54-1	11	13	11	7	111	3.7	
2019-20	SJU	29-26	845/29.1	64-164	.390	19-63	.302	9-13	.692	35	65	100	3.4	56-0	29	37	9	21	156	5.4	
2020-21	SJU	17-11	288/17.0	22-57	.386	3-17	.176	5-8	.625	22	22	44	2.6	18-0	15	8	1	11	52	3.1	
2021-22	SJU	7-0	22/3.2	2-3	.667	0-1	.000	0-3	.000	0	2	2	0.3	2-0	0	0	0	0	4	0.6	
TOTAL		93-39	1815/19.5	143-393	.364	42-146	.288	21-37	.568	94	151	245	2.6	143-1	57	59	26	40	349	3.8	



Katie

JEKOT

14

GRADUATE | GUARD | 5-9 | ENOLA, PA. | CUMBERLAND VALLEY

MAJOR

MBA

CAREER HIGHS

Points

25 at Temple 12/11/21

Rebounds

11 vs Sacred Heart 12/4/19

Assists

10 vs Richmond 1/12/22

Blocks

1 six times

Steals

6 at Temple 12/11/21

Field Goals

8 vs Sacred Heart 12/04/19

Field Goal Att.

22 at La Salle 01/26/20

3-Points Field Goals

5 two times

3-Point Field Goal Att.

12 at La Salle 02/17/19

Free Throws

8 two times

Free Throw Att.

10 vs La Salle 01/20/19

SEASON HIGHS

Points

25 at Temple 12/11/21

Rebounds

6 at Temple 12/11/21

Assists

12 vs La Salle 1/17/22

Blocks

1 two times

Steals

6 at Temple 12/11/21

Field Goals

7 at Penn 12/07/21

Field Goal Att.

16 twice

3-Points Field Goals

5 two times

3-Point Field Goal Att.

10 two times

Free Throws

8 at Temple 12/11/21

Free Throw Att.

9 at Temple 12/11/21

Minutes Played

40 at Temple 12/11/21

2020-21 Philadelphia Big 5 Second Team

2020-21 Philly 6 Second Team

2020-21 SJU Ellen Ryan Most Valuable Player Award

2020-21 SJU Best Defensive Player Award

2019-20 Philadelphia Big 5 Second Team

2019-20 PhillyCollegeSports.com Third Team

2019-20 SJU Ellen Ryan Most Valuable Player Award

2018-19 Atlantic 10 All-Rookie Team

2020-21: Led the team with 70 assists for 4.1 assists per game to go with a team-high 31 three-pointers and a team-high 20 steals in a team-high 32.6 minutes per game... Also ranked second on the squad in scoring with 9.6 points per game and 62 field goals made... Only Hawk to start all 17 games... Led the team in assists in 12 different games, dishing out five or more assists nine times... Poured in a season-high 21 points at Davidson... Also added 13 points and five assists in the Lincoln win, registered six dimes in back-to-back wins over Monmouth and La Salle, dropped 14 points on four three-pointers in the George Washington win, and came up big in the final 2-0 weekend of the regular season, averaging 14.5 points per game and 5.0 assists per game in our wins over St. Bonaventure and Duquesne... Hit the electrifying three-pointer from the A-10 logo to force overtime in the A-10 Tournament vs. UMass... Finished the season with a team-high 20 steals, which included four games with two steals as well as three steals apiece against Saint Louis and Rhode Island... Pulled down 44 total rebounds - 39 of them defensive - with a season-high six of them coming at Dayton, and took seven charges on the year, including five in conference play... Team captain alongside Mary Sheehan... Member of the Atlantic 10 Commissioner's Honor Roll

2019-20: Only Hawk to start all 29 games... Led team in scoring (10.6 ppg), field goals made (110), three-point field goals made (44), minutes played (31.2 mpg), and total steals (39)... Totaled 17 double-digit games and led squad in scoring 10 times... Dropped three or more three-pointers in a game six times... Scored team- and season-high 20 points, including four three-pointers, and grabbed career-high 11 rebounds to record first career double-double in home win over Sacred Heart... Poured in team-high 19 points on 6-of-11 shooting from the field in road win over Davidson... Scored team-high 16 points on 6-of-14 shooting, including four three-pointers, in home win over American... Recorded team-high 16 points, including three three-pointers, and dished out career-high seven assists vs. UMass... Scored 15 points in wins over Temple at home and Harvard down at the FAU Holiday Classic... Scored team-high 15 points, including three three-pointers, and dished out six assists in home win over Richmond... Went for eight points and seven rebounds at Fordham in A-10 Championship First Round.

2018-19: One of just two Hawks to play in all 31 games, with 25 starts... Averaged 7.5 points per game and 3.3 rebounds per game in 27.3 minutes per game... Dished out 1.7 assists per game... Drained 42 three-pointers on the year and shot 81.6 percent (31-for-38) from the stripe... Led squad in total steals (36)... Dropped nine double-digit games, including a career-high 24 points at Dayton on 7-of-15 shooting from the field and 4-of-8 shooting from beyond the arc... Poured in 18 points at La Salle, 16 points in collegiate debut vs. Temple in the season opener, 15 points vs. VCU, 13 points against Columbia and at George Mason, 11 points at Richmond and vs. Davidson, and 10 points vs. Rider... Pulled down season-high eight rebounds vs. Villanova... Dished out season-high five assists at Penn and Sacred Heart and vs. UMass... In first seven games of the season (and career), recorded four steals in three different games, vs. Temple, Niagara, and Columbia.

2017-18: Missed the season due to injury.

High School/Personal: Four-year letter winner... PIAA First Team All-State honoree... Guided Cumberland Valley to three straight PIAA-AAAA State titles... Three-time Patriot News First Team All-Conference selection... Named a finalist for Miss Pennsylvania Basketball as a junior and senior... Averaged 14.5 points per game as a senior after averaging 10.5 points per game as a junior... Served as team captain as a junior and senior... Reached the 1,000-point plateau for her career as a senior and finished with 1,233 points... Father, John, played basketball at Lock Haven University... Mother, Jennifer, was a member of Lock Haven's national champion field hockey team... Older sister, Kelly, played basketball for Villanova University '20 and is playing her final season at Penn State in 2020-21... Younger sister, Julie, has committed to La Salle in time for the 2021-22 season... Marketing major and finance minor set to graduate a semester early (December 2020)... Will begin graduate coursework in marketing and managing human capital at SJU in Spring 2021.

				Field Goals		3-Point		F-Throws		Rebounds									Scoring	
SEASON	TEAM	GP-GS	MIN/AVG	FG-FGA	FG%	3FG-3FGA	3FG%	FT-FTA	FT%	OFF	DEF	TOT	AVG	PF-FO	A	TO	BLK	STL	PTS	AVG
2018-19	SJU	31-25	849/27.4	80-278	.288	42-165	.255	31-38	.816	13	88	101	3.3	71-0	53	49	1	36	233	7.5
2019-20	SJU	29-29	906/31.2	110-365	.301	44-182	.242	42-51	.824	7	65	72	2.5	51-0	73	62	2	39	306	10.6
2020-21	SJU	17-17	552/32.4	62-180	.344	31-89	.348	9-12	.750	5	43	48	2.8	31-1	70	44	1	20	164	9.6
2021-22	SJU	20-20	643/32.2	62-202	.307	32-104	.308	46-54	.852	6	66	72	3.6	37-0	95	52	2	33	202	10.1
TOTAL		97-91	2950/30.4	314-1025	.306	149-540	.276	128-155	.826	31	262	293	3.0	190-1	291	207	6	128	905	9.3



Mackenzie SMITH

21

FRESHMAN | GUARD | 5-10 | EAST JORDAN, NOVA SCOTIA | KING'S-EDGEHILL SCHOOL PREP

MAJOR

Health Studies

CAREER HIGHS**Points**

25 at SBU 1/21/22

Rebounds

8 two times

Assists

3 three times

Blocks

1 seven times

Steals

3 vs UMES 11/09/21

Field Goals

8 at SBU 1/21/22

Field Goal Att.

16 at SBU 1/21/22

3-Points Field Goals

4 vs La Salle 1/17/22

3-Point Field Goal Att.

6 two times

Free Throws

7 at SBU 1/21/22

Free Throw Att.

9 at SBU 1/21/22

Minutes Played

39 vs Richmond 1/12/22

High School/Personal: #10 player in the Canadian Class of 2021... Played post-grad year at King's-Edgehill School Prep in Windsor, Nova Scotia... 2019 Nova Scotia Junior (U-17) Female Basketball Player of the Year... Was a member of Basketball Nova Scotia's U-17 and U-15 Provincial Teams and was invited to the Great 48 Recruiting Showcase in April 2018... 2019 Canada Basketball U-17 National Team Identified member... Was scheduled to play on the 2020 Girls Under Armour Association (GUAA) circuit with Canada Elite... Signed with KES Prep as a rising academic sophomore in July 2018 and enjoyed a 2018-19 rookie campaign in which she averaged a double-double with 15.9 points per game and 10.1 rebounds per game in 17 contests before being sidelined by injury.... Scored 21 points or more eight times on the year, which included a game-high 25 points vs. Chaminade and pulled down a game-high 19 rebounds (nine offensive, 10 defensive) vs. Hyde Academy, 18 rebounds vs. Holland College, and 14 defensive rebounds vs. J. Addison... Named co-MVP of the Aleigh Mills Tournament at Kents Hill and was named a Tournament All-Star at the NISSA Canadian Classic at St. Laurent... As a senior captain in 2019-20, returned from injury in December 2019 and went on to average 9.1 points per game, 3.6 rebounds per game, 1.1 steals per game, and 0.4 blocks per game in 19 contests... Season highlights included scoring a game-high 21 points vs. St. James at the Independent Prep Nationals and pulling down a season-high eight rebounds vs. Kings Christian... Prior to KES Prep, played for Shelburne Regional High School (2016-18), leading the varsity team as a freshman in points, rebounds, and blocks.

				Field Goals		3-Point		F-Throws		Rebounds											Scoring	
SEASON	TEAM	GP-GS	MIN/AVG	FG-FGA	FG%	3FG-3FGA	3FG%	FT-FTA	FT%	OFF	DEF	TOT	AVG	PF-FO	A	TO	BLK	STL	PTS	AVG		
2021-22	SJU	26-20	652/25.1	79-205	.385	29-74	.392	45-59	.763	28	63	91	3.5	65-2	22	46	7	17	232	8.9		
TOTAL		26-20	652/25.1	79-205	.385	29-74	.392	45-59	.763	28	63	91	3.5	65-2	22	46	7	17	232	8.9		



Taden

WALKER

22

JUNIOR | FORWARD | 5-11 | NEW FREEDOM, PA. | SUSQUEHANNOCK

2020-21: Appeared in 15 games... Started first seven games of the season... Went off for a career-high 14 points on 6-of-9 shooting from the field to go with six rebounds, a career-high four assists and a career-high three blocks in a career-high 35 minutes at La Salle... Had a career-high nine rebounds vs. La Salle at home... Member of the Atlantic 10 Commissioner's Honor Roll

2019-20: Played in 14 games... Made collegiate debut in win over Temple... Scored first collegiate points and added season-high three rebounds in six minutes in win over American... Hit first collegiate three-pointer in win over Sacred Heart... Scored three points and added a rebound in four minutes in win over Harvard... Dropped a season-high eight points on a season-high 3-of-7 shooting from the field and matched a season-high three rebounds in a season-high 19 minutes at UMass.

High School/Personal: 2019 All-State Second Team, Division 3 Player of the Year, All-County First Team, and Central Tournament MVP as a senior (18-5)... All-State Third Team, All-County and All-Division 3 First Team, and Elizabeth Town Tournament and Central Tournament MVP as a junior (23-6)... All-State Third Team, All-County and All-Division 3 Second Team, and Elizabeth Town All-Tournament Team as a sophomore (28-4)... Averaging 14.8 points per game and 13.0 rebounds per game over first three seasons... Team went 18-4 as a freshman... Four-year varsity letterwinner... Also lettered in volleyball, where she was an All-State Third Team and All-County Second Team pick... Community service experience includes cleaning out nearby elementary schools... Played AAU basketball for York Thunder... Majoring in finance.

MAJOR

Finance

CAREER HIGHS

Points

14 at La Salle 01/10/21

Rebounds

9 vs La Salle 01/08/21

Assists

4 at La Salle 01/10/21

Blocks

3 at La Salle 01/10/21

Steals

2 two times

Field Goals

6 at La Salle 01/10/21

Field Goal Att.

9 at La Salle 01/10/21

3-Points Field Goals

1 three times

3-Point Field Goal Att.

2 four times

Free Throws

2 three times

Free Throw Att.

3 vs Harvard 12/20/19

SEASON HIGHS

Points

n/a

Rebounds

n/a

Assists

n/a

Blocks

n/a

Steals

n/a

Field Goals

n/a

Field Goal Att.

n/a

3-Points Field Goals

n/a

3-Point Field Goal Att.

n/a

Free Throws

n/a

Free Throw Att.

n/a

Minutes Played

n/a

				Field Goals		3-Point		F-Throws		Rebounds									Scoring	
SEASON	TEAM	GP-GS	MIN/AVG	FG-FGA	FG%	3FG-3FGA	3FG%	FT-FTA	FT%	OFF	DEF	TOT	AVG	PF-FO	A	TO	BLK	STL	PTS	AVG
2019-20	SJU	14-0	74/5.3	6-19	.316	2-3	.667	2-7	.286	5	4	9	0.6	8-0	3	2	0	1	16	1.1
2020-21	SJU	15-7	198/13.2	10-38	.263	1-11	.091	7-8	.875	10	29	39	2.6	27-1	15	8	8	8	28	1.9
TOTAL		29-7	271/9.4	16-57	.281	3-14	.214	9-15	.600	15	33	48	1.7	35-1	18	10	8	9	44	1.5



Alayna GRIBBLE

23

GRADUATE | GUARD | 6-0 | PITTSBURGH, PA. | NORWIN | PITT

2020-21 SJU Unsung Hero Award

2020-21: Made 15 appearances with two early-season starts... Battled through injury to average 20.5 minutes per game... Ranked third in squad in scoring with 8.2 points per game... Ranked second on the squad in three-pointers made with 23... Scored in double figures seven times... Dropped 13 points vs. Lincoln in SJU debut... Followed up with 19 points against Monmouth (7-of-8 FG, 5-of-5 3FG) and 17 points against George Washington (6-of-11 FG, 5-of-9 3FG), connecting for 10 of 14 opportunities from deep in those two contests... Added 15 points at UMass, 13 points vs. St. Bonaventure, and 12 points vs. Saint Louis and vs. UMass in the A-10 Tournament... Member of the Atlantic 10 Commissioner's Honor Roll

2016-17 through 2019-20 (at University of Pittsburgh): Two-year staple for the Panthers in the 2016-17 and 2017-18 seasons... Missed a majority of the 2018-19 season and all of 2019-20 due to medical reasons... As a sophomore in 2017-18, appeared in 22 games with 14 starts... Averaged 7.9 points per game on a team-best 1.9 three-pointers made per game and 1.6 rebounds per game... In just her second season, moved into Pitt's top ten for career three-pointers, with 88... Dropped seven three-pointers in one game for the second time in her career when she caught fire against Georgia Tech on January 14, 2018 en route to a career-high 29 points... Finished season with six double-figure scoring games... As a freshman in 2016-17, appeared in 26 games... Averaged 6.7 points per game on a team-best 1.8 three-pointers made per game and 2.12 rebounds per game... Dropped seven three-pointers en route to a season-high 23 points score at then-No. 24/21 Syracuse on February 2, 2017... Led Pitt in scoring in four contests.

High School/Personal: All-time leading scorer at Norwin High School with 1,782 points... Back-to-back Western Pennsylvania Interscholastic Athletic League AAAA champion and Player of the Game for the WPIAL Championship... McDonald's All-America nominee... Two-time member of the AAAA PA Sports Writers All-State Team... 2016 Player of the Year, two-time Fab Five and AAAA Player of the Year, and three-time All-Section First Team selection by the Pittsburgh Post-Gazette... Two-time Player of the Year and three-time Terrific 10 selection by the Tribune-Review... Played AAU for the Western PA Bruins... Graduated from the University of Pittsburgh with her undergraduate degrees in accounting and business information systems with a minor in administration of justice in April 2020... Pursuing M.S. in business intelligence and analytics at Saint Joseph's University.

MAJOR

MS - Business
Intelligence & Analytics

CAREER HIGHS

Points

29 vs Georgia 01/14/18

Rebounds

8 at Monmouth 11/17/21

Assists

4 four times

Blocks

2 two times

Steals

3 three times

Field Goals

9 vs Georgia Tech 01/14/18

Field Goal Att.

16 two times

3-Points Field Goals

7 two times

3-Point Field Goal Att.

13 vs Charlotte 12/04/16

Free Throws

4 two times

Free Throw Att.

6 vs Georgia Tech 01/14/18

SEASON HIGHS

Points

15 at Drexel 11/12/21

Rebounds

8 at Monmouth 11/17/21

Assists

4 two times

Blocks

1 two times

Steals

3 vs UMES 11/09/21

Field Goals

6 at Drexel 11/12/21

Field Goal Att.

12 vs Yale 12/04/21

3-Points Field Goals

4 vs Yale 12/04/21

3-Point Field Goal Att.

9 vs Yale 12/04/21

Free Throws

4 vs Stetson 11/27/21

Free Throw Att.

4 vs Stetson 11/28/21

Minutes Played

37 at Drexel 11/12/21

				Field Goals		3-Point		F-Throws		Rebounds								Scoring		
SEASON	TEAM	GP-GS	MIN/AVG	FG-FGA	FG%	3FG-3FGA	3FG%	FT-FTA	FT%	OFF	DEF	TOT	AVG	PF-FO	A	TO	BLK	STL	PTS	AVG
2016-17	Pitt	26-1	526/20.2	59-185	.319	46-154	.299	10-14	.714	11	44	55	2.1	46-0	20	21	6	11	174	6.7
2017-18	Pitt	22-14	502/22.8	56-138	.406	42-108	.389	15-24	.625	8	28	36	1.6	41-0	19	25	2	12	169	7.7
2018-19	Pitt	4-0	60/15.0	9-24	.375	8-20	.400	2-2	1.000	2	12	14	3.5	4-0	2	2	1	2	28	7.0
2020-21	SJU	15-2	308/20.6	44-125	.352	23-82	.280	12-14	.857	4	24	28	1.9	30-0	12	11	3	6	123	8.2
2021-22	SJU	19-11	460/24.2	37-112	.330	23-75	.307	10-11	.909	18	45	63	3.3	25-0	20	17	3	13	107	5.6
TOTAL FOR SJU		34-13	768/22.6	81-237	.342	46-157	.293	22-25	.880	22	69	91	2.7	55-0	32	28	6	19	230	6.8
TOTAL		86-28	1856/21.6	205-584	.351	142-439	.323	49-65	.754	43	153	196	2.3	146-0	73	76	15	44	601	7.0



Katie

MAYOCK

33

SENIOR | FORWARD | 6-2 | BERWYN, PA. | CONESTOGA

2020-21 Philadelphia Big 5 Scholar-Athlete of the Year

2020-21 Philly 6 Honorable Mention

2020-21 SJU Rev. Emory Ross Academic Excellence Award

2019-20 SJU Rev. Emory Ross Academic Excellence Award

MAJOR

Spanish/Business
Intelligence & Analytics

CAREER HIGHS

Points

15 two times

Rebounds

13 at Delaware 12/28/18

Assists

6 vs GW 01/24/21

Blocks

4 two times

Steals

4 vs Columbia 11/29/18

Field Goals

7 vs Penn 11/20/19

Field Goal Att.

12 two times

3-Points Field Goals

1 nine times

3-Point Field Goal Att.

3 vs Temple 11/09/18

Free Throws

3 five times

Free Throw Att.

5 vs Duquesne 01/18/20

SEASON HIGHS

Points

8 vs GW 2/20/22

Rebounds

9 at Monmouth 11/17/21

Assists

2 four times

Blocks

3 vs UMES 11/09/21

Steals

2 three times

Field Goals

4 vs GW 2/20/22

Field Goal Att.

6 vs GW 2/20/22

3-Points Field Goals

n/a

3-Point Field Goal Att.

1 at Monmouth 11/17/21

Free Throws

2 twice

Free Throw Att.

2 twice

Minutes Played

30 at Monmouth 11/17/21

2020-21: Appeared in all 17 games with six starts... Led the Crimson and Gray in blocks (16) and averaged 6.4 points per game and 4.8 rebounds per game in just shy of 23 minutes per game... Standout game from the season came at VCU on February 20, with a season-high 12 points and a season-high eight rebounds... Added 11 points and two steals at UMass, 10 points and a season-high three blocks vs. Saint Louis, and eight points, six rebounds, and a season-high three steals vs. George Washington... Member of the Atlantic 10 Commissioner's Honor Roll

2019-20: Appeared in all 29 games with 18 starts (first nine and final nine games of the season)... Averaged 5.2 points per game and 4.2 rebounds per game to go with a team-high 26 total blocks in 20.3 minutes per contest... Shot 44.3 percent from the field (66-of-149)... Posted double-figure scoring games five times... Hit the game-winner at the buzzer to lift SJU to road win over St. Bonaventure... Matched career-high 15 points and season-high nine rebounds against Penn... Scored 12 points in 28 minutes in win over Sacred Heart... Scored 11 points on 5-of-7 shooting from the field in win over Richmond... Scored 12 points at Saint Louis... Went for seven points and nine rebounds vs. George Mason... Turned in eight rebounds and a career-high four blocks against George Washington.

2018-19: One of two Hawks to appear in all 31 games... Started first 14 games of the season, making collegiate debut in season opener vs. Temple... Averaged 5.9 points per game and 5.4 rebounds per game in 22.4 minutes per game... Recorded a double-double at Delaware with 11 points and season-high 13 rebounds... Recorded double-digit points four additional times, vs. Loyola Maryland (season-high 15), vs. Niagara (12), at Penn (11), and at Navy (10)... Went off for eight points, 10 rebounds, and season-high four steals vs. Columbia... Added 11 rebounds at George Mason.

High School/Personal: Four-year letterwinner... Named Central League MVP as a senior... Two-time First Team All-Central League, All-Main Line, All-Daily Local and Team MVP selection... Served as team captain as a senior and named recipient of the Senior Class Scholar-Athlete Award... As a sophomore at Academy of Notre Dame de Namur, earned Second Team All-Inter-Ac honors and All-Delco and All-Main Line Honorable Mention... Also lettered in softball, earning First Team All-Main Line twice, First Team All Central League and Daily Local First Team as a senior... Father, Mark, played football at Boston College... Mother, Alix, was a four-year standout at Saint Joseph's, helping the Hawks women's basketball program to four-straight NCAA Tournament appearances... Brother, Angus, plays baseball at the University of Connecticut... Grandfather played football at Villanova and was drafted by the Pittsburgh Steelers... Uncle, Mike, played football at Boston College and for the New York Giants... Majoring in business.

				Field Goals		3-Point		F-Throws		Rebounds									Scoring	
SEASON	TEAM	GP-GS	MIN/AVG	FG-FGA	FG%	3FG-3FGA	3FG%	FT-FTA	FT%	OFF	DEF	TOT	AVG	PF-FO	A	TO	BLK	STL	PTS	AVG
2018-19	SJU	31-14	687/22.2	79-171	.462	4-18	.222	21-31	.677	58	109	167	5.4	47-0	29	35	39	16	183	5.9
2019-20	SJU	29-18	591/20.4	66-149	.443	3-12	.250	17-32	.531	44	77	121	4.2	45-2	17	27	26	8	152	5.2
2020-21	SJU	17-6	387/22.8	47-90	.522	2-9	.222	12-16	.750	26	56	82	4.8	33-0	15	14	16	15	108	6.4
2021-22	SJU	22-1	271/12.3	21-38	.553	0-2	.000	5-5	1.000	15	41	56	2.5	16-0	10	15	12	9	47	2.1
TOTAL		99-39	1936/19.6	213-448	.475	9-41	.220	55-84	.655	143	283	426	4.3	141-2	71	91	93	48	490	4.9



The HAWK

MASCOT | 66TH SEASON | HAWK HILL, PHILADELPHIA

One of the most famous mascots in college sports, the Saint Joseph's Hawk celebrates its 66th anniversary in 2021-22. The Hawk is best known for staying in constant motion by flapping its wings throughout every basketball game and representing the Saint Joseph's motto, "The Hawk Will Never Die."

Jim Brennan originated the idea for a hawk as mascot during the 1954-55 season. Brennan, an ex-Marine and SJU cheerleader, at first wanted to secure an actual hawk, but later switched to the costume idea. The student government raised the 120 dollars needed to buy the initial costume, which Brennan donned for three years. He made his debut as the Hawk on January 4, 1956, a 69-56 win over La Salle at The Palestra. Since then, and including this season, a total of 59 SJU students have donned the costume. The Hawk has not missed a men's basketball game since that first season in 1954-55, with the exception of select contests during the 2020-21 season due to the COVID-19 pandemic. The Hawk, who was present at most women's basketball games, became a mainstay in 1989. Since then, 19 SJU students have been 'The Hawk' for the women's basketball team.

In addition to the constant flapping, the Hawk is also recognized by its "flying" in figure eights around the court during timeouts. Years ago, ESPN used a "flap-o-meter" on the national telecast of a Saint Joseph's game to estimate that the Hawk flaps its wings 6,300 times during a regulation game.

The Hawk is unique because it is one of the few mascots in the nation that travels to every game. The student, who is selected through an interview process during the previous spring semester, also has served as a team manager for both basketball teams.

The most decorated mascot in the country, The Hawk has garnered numerous accolades in its history. In 2013-14, NCAA.com

named The Hawk as "College Basketball's Best Tradition". The Sporting News, Sports Illustrated, Sports Illustrated for Kids, Street & Smith's Basketball Yearbook and ESPN College Basketball magazine have selected it as the nation's top mascot. Eastern Basketball tabbed The Hawk as the Atlantic 10 Conference's best mascot, while The Hawk won a "Best of Philly" award from Philadelphia Magazine in 2003-04. The Hawk was selected as a nominee for the Mascot Hall of Fame on multiple occasions.

Saint Joseph's athletic teams have been recognized with the nickname "Hawks" since 1929. At that time, the school's yearbook editor, Charlie Dunn, initiated a contest among the student body for a symbol. More than 100 submissions were narrowed to two, with "Hawks" winning out over "Grenadiers" (World War I soldiers who specialized in tossing grenades) by a slim margin in the final vote.

John Gallagher '31, a catcher on the Saint Joseph's baseball team, submitted the winning suggestion. He won a sweater with a special Saint Joseph's monogram for selecting the winning name. According to the Student Annual, the nickname was appropriate because it typified "the fighting spirit of our crimson and gray athletes and it is suggestive of the aerial attack which has made our football team famous." Ironically, football was discontinued at Saint Joseph's following the 1939 season.

But it has been the connection with the storied tradition of the Saint Joseph's men's and women's basketball programs that has given The Hawk mascot its prominence on the national level, making it one of the most recognized mascots in college athletics.

ALL-TIME WOMEN'S BASKETBALL HAWK MASCOTS

HAWK..... YEARS

Larry Lim	1988-89 (1 year)
Janine Leavy	1989-92 (3 years)
Marianne Halstead	1992-93 (0.5 year)
Barb Wilson	1992-94 (1.5 years)
Sean McNamara	1994-95 (1 year)
Trish Treskot	1995-97 (2 years)
Christina Conlan	1996-97 (1 year)
Tim Regenauer	1997-02 (5 years)
George Szczepanski	2002-05 (3 years)
Kevin Hensler	2005-09 (4 years)

HAWK..... YEARS

Joe Mreczko	2009-10 (1 year)
Nick Martino	2010-12 (2 years)
Rob Cellucci	2012-13 (1 year)
Brian Lafferty	2013-14 (1 year)
Aleena Yobbi	2014-15 (1 year)
Bobby Lattanzi	2015-16 (1 year)
Domenic Godshall	2016-18 (2 years)
Sophie Smyczek	2018-19 (1st year)
Asia Whittenberger	2019-Present

2021-22 BOX SCORES

GAME 1 - SJU 84, UMES 49



Official Basketball Box Score - Final
UMES at Saint Joseph's
11/09/21 Michael J. Hagan '85 Arena, Philadelphia
2021-22 Women's Basketball

Game Time: 5:00 PM
Game Duration: 1:56

Officials: Scott Perkins, Roy Jackson, Dershian Ivy Lin

UMES - 49		Record: 0-1													Shooting By Period												
NO. Name	Min	FG	3P	FT	Rebounds	Fouls	TP	AS	TO	ST	Blocks	BS	BA	+/-	1 st FG	2 nd FG	3 rd FG	4 th FG	GM FG	FT%	3PT%	1 st FG	2 nd FG	3 rd FG	4 th FG	GM FG	
0 Baresha Gill-Miles	F 20:35	2-7	0-0	4-4	1 5 6	3 2	8	0	2	0	0	1	1	-21	33.3%	16.7%	0.0%	0.0%	16.7%	33.3%	0.0%	0.0%	33.3%	16.7%	0.0%	0.0%	16.7%
2 Mahogany Lester	C 17:43	0-3	0-0	0-0	3 0 3	3 1	0	0	1	0	1	1	1	-29	0.0%	0.0%	0.0%	0.0%	0.0%	0.0%	0.0%	0.0%	0.0%	0.0%	0.0%	0.0%	0.0%
3 Brooklyn Bailey	G 16:22	1-7	0-2	0-0	0 1 1	1 1	2	0	2	0	0	0	0	-24	14.3%	20.0%	0.0%	0.0%	14.3%	0.0%	0.0%	0.0%	14.3%	20.0%	0.0%	0.0%	14.3%
5 Mya Thomas	G 17:54	1-6	0-1	0-0	0 2 2	1 0	2	1	1	0	0	0	0	-34	16.7%	0.0%	0.0%	0.0%	16.7%	0.0%	0.0%	0.0%	16.7%	0.0%	0.0%	0.0%	16.7%
33 Amanda Carney	G 23:33	3-12	2-9	3-3	1 3 4	0 2	11	0	2	1	0	0	0	-28	25.0%	45.5%	0.0%	0.0%	25.0%	55.6%	0.0%	0.0%	25.0%	45.5%	0.0%	0.0%	25.0%
10 Jamaya Blanks	14:48	2-7	0-0	0-0	1 2 3	5 2	4	0	0	0	0	0	1	-4	28.6%	16.7%	0.0%	0.0%	28.6%	0.0%	0.0%	0.0%	28.6%	16.7%	0.0%	0.0%	28.6%
11 Zamara Haynes	09:11	0-3	0-0	2-2	2 0 2	4 1	2	0	2	0	0	0	0	-12	0.0%	0.0%	0.0%	0.0%	0.0%	0.0%	0.0%	0.0%	0.0%	0.0%	0.0%	0.0%	0.0%
20 Taylor Clayborne	13:16	0-2	0-0	0-0	2 1 3	3 0	0	3	0	2	1	0	1	-1	0.0%	0.0%	0.0%	0.0%	0.0%	0.0%	0.0%	0.0%	0.0%	0.0%	0.0%	0.0%	0.0%
1 Cache' Wilson	24:45	1-2	0-0	3-6	0 2 2	3 4	5	3	4	1	0	0	0	-5	50.0%	0.0%	0.0%	0.0%	50.0%	0.0%	0.0%	0.0%	50.0%	0.0%	0.0%	0.0%	50.0%
15 Angelique Taylor	15:16	4-9	2-6	1-2	1 2 3	2 1	11	1	0	0	1	1	-1	44.4%	50.0%	0.0%	0.0%	44.4%	50.0%	0.0%	0.0%	44.4%	50.0%	0.0%	0.0%	44.4%	
44 Japria Grady	13:58	0-2	0-0	1-4	2 0 2	2 2	1	0	0	0	1	0	0	-14	0.0%	0.0%	0.0%	0.0%	0.0%	0.0%	0.0%	0.0%	0.0%	0.0%	0.0%	0.0%	0.0%
24 Lesley Thomas	08:11	0-1	0-0	1-2	2 1 3	1 1	1	0	0	0	0	0	0	-2	0.0%	0.0%	0.0%	0.0%	0.0%	0.0%	0.0%	0.0%	0.0%	0.0%	0.0%	0.0%	0.0%
12 Asia Pearly	04:28	1-2	0-0	0-0	0 0 0	0 1	2	0	0	0	0	0	0	-2	50.0%	0.0%	0.0%	0.0%	50.0%	0.0%	0.0%	0.0%	50.0%	0.0%	0.0%	0.0%	50.0%
Team					3 5 8		0	0	1																		
Totals		15-63	4-18	15-23	18 24 42	28 18	49	8 16	4 4	4 35					23.3%	16.7%	0.0%	0.0%	23.3%	16.7%	0.0%	0.0%	23.3%	16.7%	0.0%	0.0%	23.3%
Technical Fouls: NONE															Dead Ball Rebounds: 6, 1												

Saint Joseph's - 84		Record: 1-0													Shooting By Period																			
NO. Name	Min	FG M-A	3P M-A	FT M-A	Rebounds OR DR TOT	Fouls PF FF	TP	AS	TO	ST	Blocks BS BA	+/-	1 st FG%	2 nd FG%	3 rd FG%	4 th FG%	GM FG%	FT%	3PT%	1 st FG%	2 nd FG%	3 rd FG%	4 th FG%	GM FG%	FT%	3PT%	1 st FG%	2 nd FG%	3 rd FG%	4 th FG%	GM FG%			
0 Talya Brugler	F 22:59	5-9	1-2	3-5	1 2 3	2 5	14	1	1	0	0	42	55.6%	20.0%	0.0%	0.0%	55.6%	20.0%	0.0%	0.0%	55.6%	20.0%	0.0%	0.0%	55.6%	20.0%	0.0%	0.0%	55.6%	20.0%	0.0%	0.0%	55.6%	
11 Elizabeth Marsicano	F 22:17	3-6	1-3	2-3	3 0 3	3 3	9	3	2	0	1	0	32	50.0%	33.3%	0.0%	0.0%	50.0%	33.3%	0.0%	0.0%	50.0%	33.3%	0.0%	0.0%	50.0%	33.3%	0.0%	0.0%	50.0%	33.3%	0.0%	0.0%	50.0%
4 Kaliah Henderson	G 20:06	3-8	0-0	0-0	0 1 4	5 0 3	6	3	1	0	0	0	25	37.5%	0.0%	0.0%	0.0%	37.5%	0.0%	0.0%	0.0%	37.5%	0.0%	0.0%	0.0%	37.5%	0.0%	0.0%	0.0%	37.5%	0.0%	0.0%	0.0%	37.5%
14 Katie Jekot	G 18:23	5-8	4-6	2-2	0 2 2	1 2	16	4	1	4	0	0	28	62.5%	66.7%	0.0%	0.0%	62.5%	66.7%	0.0%	0.0%	62.5%	66.7%	0.0%	0.0%	62.5%	66.7%	0.0%	0.0%	62.5%	66.7%	0.0%	0.0%	62.5%
23 Alayna Gribble	G 15:17	1-8	0-4	0-0	0 2 4	6 1 1	2	4	0	3	0	1	22	12.5%	0.0%	0.0%	0.0%	12.5%	0.0%	0.0%	0.0%	12.5%	0.0%	0.0%	0.0%	12.5%	0.0%	0.0%	0.0%	12.5%	0.0%	0.0%	0.0%	12.5%
1 Olivia Mullins	13:18	3-7	1-2	0-0	1 0 1	2 1	7	2	2	0	0	0	8	42.9%	50.0%	0.0%	0.0%	42.9%	50.0%	0.0%	0.0%	42.9%	50.0%	0.0%	0.0%	42.9%	50.0%	0.0%	0.0%	42.9%	50.0%	0.0%	0.0%	42.9%
33 Katie Mayock	16:04	2-3	0-1	0-0	0 6 6	1 1	4	0	2	0	0	0	4	66.7%	0.0%	0.0%	0.0%	66.7%	0.0%	0.0%	0.0%	66.7%	0.0%	0.0%	0.0%	66.7%	0.0%	0.0%	0.0%	66.7%	0.0%	0.0%	0.0%	66.7%
23 Gabby Smalls	08:16	0-1	0-0	2-4	2 1 3	1 2	2	0	0	0	0	0	1	-1	0.0%	0.0%	0.0%	0.0%	0.0%	0.0%	0.0%	0.0%	0.0%	0.0%	0.0%	0.0%	0.0%	0.0%	0.0%	0.0%	0.0%	0.0%	0.0%	
5 Julia Nystrom	10:39	0-3	0-2	2-2	0 1 1	1 1	1	2	3	1	1	0	0	-3	0.0%	0.0%	0.0%	0.0%	0.0%	0.0%	0.0%	0.0%	0.0%	0.0%	0.0%	0.0%	0.0%	0.0%	0.0%	0.0%	0.0%	0.0%	0.0%	
21 Mackenzie Smith	16:53	3-3	3-3	3-4	0 1 1	1 5	12	1	0	3	0	0	13	100%	100%	0.0%	0.0%	100%	100%	0.0%	0.0%	100%	100%	0.0%	0.0%	100%	100%	0.0%	0.0%	100%	100%	0.0%	0.0%	100%
3 Emma Boslet	12:39	0-4	0-1	0-2	0 0 0	2 1	0	1	0	1	0	0	8	0.0%	0.0%	0.0%	0.0%	0.0%	0.0%	0.0%	0.0%	0.0%	0.0%	0.0%	0.0%	0.0%	0.0%	0.0%	0.0%	0.0%	0.0%	0.0%	0.0%	
12 Laila Fair	09:13	3-3	0-0	0-4	1 2 3	2 6	0	0	0	0	0	0	0	-1	100%	0.0%	0.0%	0.0%	100%	0.0%	0.0%	0.0%	100%	0.0%	0.0%	0.0%	100%	0.0%	0.0%	0.0%	100%	0.0%	0.0%	0.0%
13 Mary Sheehan	07:16	2-2	0-0	0-3	0 0 0	1 1	4	0	0	0	0	0	0	-4	100%	0.0%	0.0%	0.0%	100%	0.0%	0.0%	0.0%	100%	0.0%	0.0%	0.0%	100%	0.0%	0.0%	0.0%	100%	0.0%	0.0%	0.0%
Team					4 6 10		0	0	0	0																								
Totals		30-65	10-24	14-29	15 29 44	18 28	84	22 11 11	4 4	3 35																								
Technical Fouls: NONE															Dead Ball Rebounds: 10, 3																			

UMES		SJU		Points from		UMES		SJU		Period by Period Scoring		1st		2nd		3rd		4th		TOT	
Biggest lead	0 (1 st 10:00)	39 (4 th 8:03)		Turnovers	14 16	Turnovers	14 16			1st	2nd	3rd	4th	TOT							
Best Scoring Run	8 (4 th 6:10)	15 (1 st 4:08)		Paint	16 30	Paint	16 30			UMES	7	11	14	17	47						
Lead Changes	0			Second Chance	12 15	Second Chance	12 15			SJU	18	23	24	19	84						
Times Tied	0			Fast Breaks	11 13	Fast Breaks	11 13														
Time with Lead	00:00	39:44		Bench	26 37	Bench	26 37														

GAME 2 - DREXEL 63, SJU 55



Official Basketball Box Score - Final
Saint Joseph's at Drexel
11/12/21 John A. Deakakis Athletic Center, Philadelphia, PA
2021-22 Women's Basketball

Game Time: 6:00 PM
Game Duration: 1:42
Attendance: 1,351

Officials: Pastor Torres, Kara Hunter, Alex Lepp

Saint Joseph's - 55		Record: 1-1													Shooting By Period												
NO. Name	Min	FG	3P	FT	Rebounds	Fouls	TP	AS	TO	ST	Blocks	BS	BA	+/-	1 st FG%	2 nd FG%	3 rd FG%	4 th FG%	GM FG%	FT%	3PT%	1 st FG%	2 nd FG%	3 rd FG%	4 th FG%	GM FG%	
0 Talya Brugler	F 31:36	2-9	0-2	2-2	2 4 6	2 1	6	2	2	0	1	3	1	1	16.7	0.0	0.0	0.0	16.7	0.0	0.0	16.7	0.0	0.0	0.0	16.7	
11 Elizabeth Marsicano	F 10:29	0-2	0-2	0-0	1 2 3	2 0	0	1	1	0	1	0	-2	0.0	0.0	0.0	0.0	0.0	0.0	0.0	0.0	0.0	0.0	0.0	0.0	0.0	
4 Kaliah Henderson	G 32:02	7-17	0-1	6-6	0 4 4	2 4	20	2	2	0	0	0	6	41.2	11.8	0.0	0.0	41.2	11.8	0.0	0.0	41.2	11.8	0.0	0.0	41.2	
14 Katie Jekot	G 28:25	1-8	0-5	0-0	0 2 2	3 3	2	6	3	2	0	0	-7	12.5	0.0	0.0	0.0	12.5	0.0	0.0	0.0	12.5	0.0	0.0	0.0	12.5	
23 Alayna Gribble	G 37:29	6-8	3-4	0-0	5 1 6	2 2	15	1	3	1	1	0	0	0	75.0	50.0	0.0	0.0	75.0	50.0	0.0	0.0	75.0	50.0	0.0	0.0	
33 Katie Mayock	10:07	2-3	0-0	1-1	0 0 0	0 2	5	0	0	0	0	0	0	-9	66.7	0.0	0.0	0.0	66.7	0.0	0.0	66.7	0.0	0.0	0.0	66.7	
1 Olivia Mullins	14:49	1-2	0-1	0-0	0 0 0	4 1	2	0	0	0	0	0	0	-8	50.0	0.0	0.0	0.0	50.0	0.0	0.0	50.0	0.0	0.0	0.0	50.0	
21 Mackenzie Smith	12:54	0-1	0-1	0-0	0 2 2	1 0	0	0	3	0	0	0	0	-18	0.0	0.0	0.0	0.0	0.0	0.0	0.0	0.0	0.0	0.0	0.0	0.0	
32 Gabby Smalls	22:09	2-4	0-0	1-2	1 5 6	3 3	5	1	1	1	0	1	3	-3	50.0	0.0	0.0	0.0	50.0	0.0	0.0	50.0	0.0	0.0	0.0	50.0	
Team					3 0 3		0	0	1																		
Totals		21-54	3-16	10-11	12 20 32	19 16	55	13 18	4 3	4 35																	
															Technical Fouls: NONE												
															GM FG%: 21-54 38.9% 3PT%: 3-16 18.8% FT%: 10-11 90.9%												

2021-22 BOX SCORES

GAME 9 - SJU 83, PENN 70



Official Basketball Box Score - Final
Saint Joseph's at Penn
12/07/21 The Palestra, Philadelphia
2021-22 Women's Basketball

Game Time: 7:00 PM
Game Duration: 1:53
Attendance: 219

Officials: Ken Kelly, Gerda Gattling, Cori Chambers

Saint Joseph's - 83

Record: 3-6

NO. Name	Min	FG M-A	3P M-A	FT M-A	Rebounds OR DR TOT	Fouls PF FD	TP	AS	TO	ST	Blocks BS BA	+/-
11 Elizabeth Marsicano	F 21:20	2-5	1-1	0-0	1 5 6	3 0 5	2	1	0	0	0 8	
12 Laila Fair	F 29:06	7-12	0-0	6-9	5 6 11	3 5 20	2	3	1	1	0 9	
5 Julia Nystrom	G 14:53	0-2	0-2	0-0	0 0 0	0 0 0	0	0	1	0	0 6	
14 Katie Jekot	G 38:45	7-15	5-10	1-2	1 4 5	2 3 20	4	2	2	0	1 10	
21 Mackenzie Smith	G 14:26	1-5	0-1	2-2	0 1 1	0 2 4	0	0	0	1	2 -4	
4 Kaliah Henderson	29:09	5-9	0-0	6-6	1 3 4	2 4 16	3	0	1	0	0 12	
33 Katie Mayock	04:18	0-0	0-0	0-0	0 0 0	0 0 0	2	0	0	0	0 -8	
0 Talya Brugler	25:16	6-8	1-1	5-7	0 3 3	1 6 18	1	0	1	0	0 17	
3 Emma Boslet	22:47	0-3	0-1	0-2	1 1 2	2 1 0	1	1	2	0	0 15	
Team					1 2 3	0 0						
Totals		28-59	7-16	20-28	10 25 35	13 21 83	15	7	8	2	3 13	

Technical Fouls: NONE

Shooting By Period	1st	2nd	3rd	4th	FT	GM
FG	7-16	43.8%	3-6	50.0%	2-2	100%
3PT	3-6	50.0%	1-1	100%	0-0	0%
FT	2-2	100%	0-0	0%	0-0	0%
FG	10-17	58.8%	3-3	100.0%	2-2	100%
3PT	3-3	100.0%	0-0	0%	0-0	0%
FT	2-2	100%	0-0	0%	0-0	0%
FG	4-14	28.6%	3-4	75.0%	2-4	50%
3PT	0-4	0%	0-0	0%	0-0	0%
FT	2-4	50%	0-0	0%	0-0	0%
FG	7-12	58.3%	3-3	100.0%	2-2	100%
3PT	1-3	33.3%	0-0	0%	0-0	0%
FT	14-20	70%	0-0	0%	0-0	0%
GM	28-59	47.5%	7-16	43.8%	20-28	71.4%

Dead Ball Rebounds: 4, 0

Penn - 70

Record: 4-6

NO. Name	Min	FG M-A	3P M-A	FT M-A	Rebounds OR DR TOT	Fouls PF FD	TP	AS	TO	ST	Blocks BS BA	+/-
0 Jordan Obi	F 24:07	2-9	0-0	2-2	4 3 7	3 1 6	3	1	1	2	0 -3	
4 Kennedy Suttle	F 36:53	2-4	0-1	4-5	2 3 5	2 6 8	1	1	2	2	0 -4	
15 Nikola Kovackova	G 31:50	2-4	0-0	1-3	4 3 1	6 0 1	0	1	0	0	0 -4	
21 Mia Lakstigala	G 33:09	3-9	2-6	1-2	0 8 8	5 1 9	2	4	0	0	0 -11	
45 Kayla Padilla	G 39:11	10-20	5-11	6-7	0 1 1	2 3 31	5	1	1	1	0 -14	
10 Mandy McGurk	06:29	1-4	0-1	0-0	0 2 2	0 0 2	0	0	0	0	0 -3	
12 Michaela Stanfield	14:31	2-5	1-1	0-0	0 2 2	2 0 5	1	1	0	0	0 -5	
22 Sydney Caldwell	08:36	1-2	0-0	1-2	1 2 3	3 1 3	0	1	0	0	0 -7	
55 Sima Visockate	04:03	0-1	0-0	0-0	1 0 1	0 0 0	0	0	0	0	1 -2	
32 Lizzy Groetsch	01:11	0-0	0-0	0-0	0 0 0	1 0 0	0	0	1	0	0 0	
Team					2 1 3	0 0						
Totals		23-58	10-24	14-18	11 25 36	21 13 70	12	12	4	3	2 -13	

Technical Fouls: NONE

Shooting By Period	1st	2nd	3rd	4th	FT	GM
FG	7-16	43.8%	3-6	50.0%	2-2	100%
3PT	5-8	62.5%	0-0	0%	0-0	0%
FT	0-0	0%	0-0	0%	0-0	0%
FG	10-15	66.7%	3-3	100.0%	2-2	100%
3PT	0-3	0%	0-0	0%	0-0	0%
FT	3-4	75%	0-0	0%	0-0	0%
FG	7-15	46.7%	3-8	37.5%	4-5	80%
3PT	3-8	37.5%	0-0	0%	0-0	0%
FT	4-5	80%	0-0	0%	0-0	0%
FG	4-12	33.3%	3-3	100.0%	2-2	100%
3PT	2-5	40.0%	0-0	0%	0-0	0%
FT	7-9	77.8%	0-0	0%	0-0	0%
GM	23-58	39.7%	10-24	41.7%	14-18	77.8%

Dead Ball Rebounds: 3, 0

	SJU	PENN
Biggest lead	13 (3rd 7:14)	5 (1st 1:06)
Best Scoring Run	9 (2nd 3:09)	11 (1st 1:06)
Lead Changes	2	
Times Tied	5	
Time with Lead	33:40	02:20

Points from Turnovers	SJU	PENN
Paint	40	26
Second Chance	11	14
Fast Breaks	22	15
Bench	34	10

Period by Period Scoring	1st	2nd	3rd	4th	TOT
SJU	19	25	10	29	83
PENN	19	13	21	17	70

GAME 10 - SJU 73, TEMPLE 63



Official Basketball Box Score - Final
Saint Joseph's at Temple
12/11/21 McGonigle Hall, Philadelphia
Temple vs. Saint Joseph's

Game Time: 12:00 PM
Game Duration: 1:53
Attendance: 1,503

Officials: Bryan Brunette, Tom Danaher, Karleena Tobin

Saint Joseph's - 73

Record: 4-6

NO. Name	Min	FG M-A	3P M-A	FT M-A	Rebounds OR DR TOT	Fouls PF FD	TP	AS	TO	ST	Blocks BS BA	+/-
11 Elizabeth Marsicano	F 25:20	3-4	0-0	3-5	0 0 0	0 2 9	1	1	0	2	0 9	
12 Laila Fair	F 25:43	2-8	0-0	0-0	4 3 7	3 2 4	2	0	2	0	0 9	
5 Julia Nystrom	G 19:11	0-1	0-1	0-0	0 2 0	0 0 2	3	0	0	0	0 10	
14 Katie Jekot	G 40:00	6-16	5-9	8-9	0 6 6	3 8 25	5	5	6	0	0 10	
21 Mackenzie Smith	G 23:31	5-8	1-3	1-2	1 2 3	1 2 12	3	2	0	0	0 9	
4 Kaliah Henderson	15:54	2-6	0-0	0-0	1 0 1	1 1 4	2	3	2	0	0 -5	
33 Katie Mayock	03:25	2-3	0-0	0-0	0 0 0	0 0 0	4	0	0	0	1 0	
0 Talya Brugler	25:32	3-5	0-1	0-0	2 3 5	2 0 6	1	2	0	0	0 2	
3 Emma Boslet	21:24	3-3	3-3	0-0	0 4 4	3 2 9	4	0	0	1	0 6	
Team					2 2 4	0 0						
Totals		26-54	9-17	12-16	10 22 32	13 17 73	20	16	10	3	4 10	

Technical Fouls: NONE

Shooting By Period	1st	2nd	3rd	4th	FT	GM
FG	8-15	53.3%	3-6	50.0%	2-2	100%
3PT	1-2	50.0%	0-0	0%	0-0	0%
FT	5-16	31.3%	4-6	66.7%	1-2	50%
FG	6-13	46.2%	3-4	75%	2-3	66.7%
3PT	2-6	33.3%	0-0	0%	0-0	0%
FT	3-4	75%	0-0	0%	0-0	0%
FG	7-10	70.0%	3-3	100.0%	2-2	100%
3PT	2-3	66.7%	0-0	0%	0-0	0%
FT	8-10	80%	0-0	0%	0-0	0%
GM	26-54	48.1%	9-17	52.9%	12-16	75.0%

Dead Ball Rebounds: 3, 0

Temple - 63

Record: 5-4

NO. Name	Min	FG M-A	3P M-A	FT M-A	Rebounds OR DR TOT	Fouls PF FD	TP	AS	TO	ST	Blocks BS BA	+/-
20 Alexa Williamson	F 28:32	2-6	0-0	0-0	1 1 2	1 3 4	0	3	3	1	1 -5	
25 Mia Davis	F 38:38	6-10	0-1	6-6	2 7 9	3 5 18	2	3	2	0	0 -15	
12 Mia Clinton	G 35:52	10-15	3-7	1-2	0 1 1	4 2 24	5	3	4	0	0 -7	
12 Emari Mayo	G 40:00	4-8	1-5	0-0	0 4 4	3 1 9	1	1	2	0	0 -10	
44 Jalyrin Holmes	G 10:58	1-3	1-1	0-2	1 0 1	0 1 3	1	0	0	0	1 -4	
10 Anya Gouridine	20:42	2-6	0-2	1-2	1 2 3	5 1 5	4	4	2	0	0 -3	
11 Caranda Perea	15:01	0-3	0-2	0-0	0 0 0	1 0 0	0	2	1	3	0 0	
5 Tiarra East	08:53	0-1	0-0	0-0	0 2 2	0 0 0	0	0	0	0	1 -1	
21 Kyra Wood	00:18	0-0	0-0	0-0	0 0 0	0 0 0	0	0	0	0	0 -2	
3 Makayla Waleed	01:06	0-0	0-0	0-0	0 0 0	0 0 0	0	1	0	0	0 -3	
Team					1 1 2	0 0						
Totals		25-52	5-18	8-12	6 18 24	17 13 63	13	17	14	4	3 -10	

Technical Fouls: NONE

Shooting By Period	1st	2nd	3rd	4th	FT	GM
FG	5-14	35.7%	3-4	0.0%	0-0	0%
3PT	0-4	0.0%	0-0	0%	0-0	0%
FT	0-0	0%	0-0	0%	0-0	0%
FG	6-12	50.0%	3-6	50.0%	1-2	50%
3PT	3-6	50.0%	0-0	0%	0-0	0%
FT	0-0	0%	0-0	0%	0-0	0%
FG	5-13	38.5%	3-4	75%	1-5	20.0%
3PT	1-5	20.0%	0-0	0%	0-0	0%
FT	5-5	100%	0-0	0%	0-0	0%
FG	9-13	69.2%	3-3	100.0%	2-2	100%
3PT	1-3	33.3%	0-0	0%	0-0	0%
FT	9-9	100%	0-0	0%	0-0	0%
GM	25-52	48.1%	5-18	27.8%	8-12	66.7%

Dead Ball Rebounds: 3, 1

	SJU	TEM
Biggest lead	12 (4th 2:10)	1 (2nd 4:50)
Best Scoring Run	11 (3rd 9:23)	9 (2nd 8:04)
Lead Changes	4	
Times Tied	0	
Time with Lead	36:10	02:33

Points from Turnovers	SJU	TEM
Paint	20	21
Second Chance	34	34
Fast Breaks	7	8
Bench	23	5

Period by Period Scoring	1st	2nd	3rd	4th	TOT
SJU	17	15	16	22	73
TEM	10	15	16	22	63

GAME 11 - VANDERBILT 64, SJU 45



Official Basketball Box Score - Final
Vanderbilt at Saint Joseph's
12/21/21 Michael J. Hagan '85 Arena, Philadelphia
2021-22 Women's Basketball

Game Time: 12:00 PM
Game Duration: 1:50
Attendance: 456

Officials: Karen Presto, Jennifer Washo, Isaac Johnson

Vanderbilt - 64

Record: 8-5

NO. Name	Min	FG M-A	3P M-A	FT M-A	Rebounds OR DR TOT	Fouls PF FD	TP	AS	TO	ST	Blocks BS BA	+/-	
15 Brinae Alexander	F 36:39	7-15	2-7	2-3	1 2 3	2 4	18	1	6	1	0	0	19
50 Kaylon Smith	F 28:53	3-5	0-0	0-0	1 1 2	3 1	6	1	2	1	0	0	24
3 Jordyn Cambridge	G 34:48	4-8	0-2	2-2	2 3 5	3 2	10	8	4	6	0	0	19
12 Demi Washington	G 29:19	4-5	0-0	1-2	3 4 7	3 2	9	1	2	3	0	0	18
21 Bella LaChance	G 06:46	0-0	0-0	0-0	0 0 0	1 1	0	0	0	0	0	0	6
23 Iyana Moore	28:32	6-11	4-8	0-0	1 2 3	3 1	16	3	1	1	0	0	13
13 De'Mauri Flournoy	13:15	1-6	0-3	0-0	0 2 2	1 0	2	1	2	0	0	0	0
35 Sacha Washington	10:05	1-4	0-0	0-0	2 0 2	3 1	2	0	2	0	1	1	-6
5 Yaubryon Chambers	07:07	0-0	0-0	1-2	1 2 3	1 2	1	0	1	0	0	0	0
11 Kendal Cheesman	04:36	0-0	0-0	0-0	0 1 1	0 0	0	0	0	0	0	0	2
Team					2 1 3	0 0							
Totals		26-54	6-20	6-9	13 18 31	20 14	64	15	20	12	1	1	19

2021-22 BOX SCORES

GAME 13 - VCU 72, SJU 64



Official Basketball Box Score - Final
Saint Joseph's at VCU
01/09/22 Stuart C. Siegel Center, Richmond
2021-22 Women's Basketball

Game Time: 2:00 PM
Game Duration: 1:53

Officials: Shawn Goode, Stephanie Barksdale, Whitney Armstrong

Saint Joseph's - 64

Record: 4-9 (0-1)

NO.	Name		Min	FG M-A	3P M-A	FT M-A	Rebounds OR DR TOT	Fouls PF FO	TP	AS	TO	ST	Blocks BS BA	+/-				
0	Talya Brugler	F	31:35	8-15	1-4	2-2	5	3	8	2	2	19	3	2	1	1	-7	
11	Elizabeth Marsicano	F	25:16	9-14	4-7	1-2	0	2	2	4	1	23	3	2	0	0	-3	
5	Julia Nystrom	G	17:35	0-2	0-1	0-0	0	1	1	0	0	0	1	2	0	0	-18	
14	Katie Jekot	G	32:27	2-13	1-10	0-0	0	5	5	2	1	5	4	2	0	0	-13	
21	Mackenzie Smith	G	19:47	1-2	0-0	0-0	0	3	3	1	0	2	0	0	0	0	-10	
4	Kalia Henderson		25:55	3-10	0-0	1-2	4	5	9	2	3	7	2	0	0	1	0	3
33	Katie Mayock		13:54	1-1	0-0	0-0	0	1	1	1	1	2	0	1	0	1	0	-7
1	Olivia Mullins		14:38	1-5	0-1	0-0	0	0	0	1	0	2	3	0	0	0	0	8
3	Emma Boslet		11:58	1-2	0-0	0-0	2	1	3	1	0	2	2	0	0	0	1	6
32	Gabby Smalls		06:55	1-1	0-0	0-0	1	1	2	0	0	2	0	0	0	1	0	1
Team							4	0	4	0	0	1						
Totals				27-65	6-23	4-6	16	22	38	14	8	64	18	10	1	4	2	-8

Technical Fouls:NONE

Shooting By Period		
1 st FG%	4-11	36.4%
3PT%	1-4	25.0%
FT%	0-0	0%
2 nd FG%	7-18	38.9%
3PT%	0-3	0.0%
FT%	0-0	0%
3 rd FG%	6-17	35.3%
3PT%	1-7	14.3%
FT%	4-6	66.7%
4 th FG%	10-19	52.6%
3PT%	4-9	44.4%
FT%	0-0	0%
GM FG%	27-65	41.5%
3PT%	6-23	26.1%
FT%	4-6	66.7%

Dead Ball Rebounds: 2, 0

VCU - 72

Record: 7-5 (2-0)

NO.	Name	Min	FG M-A	3P M-A	FT M-A	Rebounds OR DR TOT	Fouls PF FO	TP	AS	TO	ST	Blocks BS BA	+/					
32	Keowa Walters	F 18:24	1-4	0-0	3-4	3	2	5	3	2	5	0	1	1	0	1	6	
0	Sarah Te-Basu	G 28:02	3-7	1-3	1-2	1	2	3	2	1	8	1	2	0	0	0	4	
1	Taya Robinson	G 35:55	9-16	2-5	6-8	3	2	5	0	5	28	1	0	3	0	0	5	
2	Janika Griffith-Wallace	G 36:34	7-14	1-4	2-2	1	7	8	0	3	17	5	0	1	1	1	7	
3	Madison Hattix-Covington	G 28:42	5-9	3-4	0-0	1	3	4	0	0	13	0	1	0	0	0	13	
35	Samantha Robinson	21:00	0-1	0-0	0-2	0	3	3	1	1	0	0	1	0	0	0	2	
12	Dasia Townes	17:06	1-3	0-0	1-2	1	0	1	2	2	3	0	0	0	1	0	9	
4	Grace Hutson	11:32	0-6	0-3	0-0	1	0	1	0	0	0	0	0	0	2	-3		
33	Elze Moteikalyte	02:45	0-0	0-0	0-0	0	0	0	0	0	0	0	0	0	0	0	-3	
Team						3	3	6	0	0	0							
Totals			26-60	7-19	13-20	14	22	36	8	14	72	7	5	5	2	4	8	

Technical Fouls:NONE

Shooting By Period		
1 st FG%	9-17	52.9%
3PT%	2-3	66.7%
FT%	2-3	66.7%
2 nd FG%	4-16	25.0%
3PT%	2-7	28.6%
FT%	2-2	100%
3 rd FG%	9-17	52.9%
3PT%	2-4	50.0%
FT%	2-2	100%
4 th FG%	4-10	40.0%
3PT%	1-5	20.0%
FT%	7-13	53.8%
GM FG%	26-60	43.3%
3PT%	7-19	36.8%
FT%	13-20	65.0%

Dead Ball Rebounds: 5, 0

	SJU	VCU
Biggest lead	0 (1 st 10:00)	18 (3 rd 4:33)
Best Scoring Run	8 (4 th 5:46)	8 (2 nd 6:15)
Lead Changes	0	
Times Tied		
Time with Lead	00:00	38:24

Points from	SJU	VCU
Turnovers	5	9
Paint	36	26
Second Chance	13	16
Fast Breaks	6	7
Bench	15	3

Period by Period Scoring					
	1st	2nd	3rd	4th	TOT
SJU	9	14	17	24	64
VCU	22	12	22	16	72

GAME 14 - SJU 74, RICHMOND 54



Official Basketball Box Score - Final
Richmond at Saint Joseph's
01/12/22 Michael J. Hagan '85 Arena, Philadelphia
2021-22 Women's Basketball

Game Time: 7:00 PM
Game Duration: 1:45
Attendance: 422

Officials: Bruce Morris, Maggie Teman, Krystle Appeltz

Richmond - 54

Record: 11-5 (2-1)

NO.	Name	Min	FG M-A	3P M-A	FT M-A	Rebounds OR DR TOT	Fouls PF FO	TP	AS	TO	ST	Blocks BS BA	+/				
11	Cayla Williams	F 07:58	0-1	0-1	0-0	0	0	1	0	0	0	0	0				
20	Addie Budnik	F 34:23	4-11	0-1	1-1	3	4	7	0	1	9	1	2				
1	Grace Townsend	G 33:12	4-10	0-0	3-4	0	2	2	0	3	11	2	4				
24	Kate Klimkiewicz	G 35:36	4-12	0-2	3-3	0	7	7	3	3	11	1	4				
32	Siohnan Ryan	G 33:14	3-9	1-5	2-4	1	2	3	2	2	9	0	2				
15	Emma Squires	17:22	3-6	1-2	0-0	0	2	2	1	0	7	0	2				
25	Katie Hill	19:50	2-9	0-3	0-0	2	0	2	2	2	4	1	3				
12	Claire Holt	07:11	1-2	1-1	0-0	0	0	0	1	3	0	0	0				
21	Kylee Lewandowski	03:40	0-1	0-1	0-0	0	1	1	0	0	0	0	0				
10	Madelyn Nellf	03:08	0-0	0-0	0-0	0	2	2	0	0	0	1	0				
0	Sydney Boone	04:26	0-1	0-0	0-0	0	0	0	1	0	0	1	1				
Team						4	1	5	0	0	1						
Totals			21-62	3-16	9-12	10	21	31	11	12	54	5	17	10	2	5	-20

Technical Fouls:NONE

Shooting By Period		
1 st FG%	4-11	41.2%
3PT%	0-2	0.0%
FT%	2-3	66.7%
2 nd FG%	6-17	35.3%
3PT%	1-4	25.0%
FT%	2-2	100%
3 rd FG%	4-16	25.0%
3PT%	1-5	20.0%
FT%	3-3	100%
4 th FG%	4-12	33.3%
3PT%	1-5	20.0%
FT%	2-4	50%
GM FG%	21-62	33.9%
3PT%	3-16	18.8%
FT%	9-12	75.0%

Dead Ball Rebounds: 3, 1

Saint Joseph's - 74

Record: 5-9 (1-1)

NO.	Name	Min	FG M-A	3P M-A	FT M-A	Rebounds OR DR TOT	Fouls PF FO	TP	AS	TO	ST	Blocks BS BA	+/-				
0	Talya Brugler	F 37:36	8-14	1-2	0-0	4	9	13	0	0	17	2	2	1	3	0	18
11	Elizabeth Marsicano	F 34:52	7-12	2-4	2-3	2	5	7	3	5	18	2	3	0	1	0	24
5	Julia Nystrom	G 28:23	5-8	2-2	0-0	0	2	2	1	0	12	1	2	2	0	0	20
14	Katie Jekot	G 32:22	1-4	0-2	3-4	0	3	3	3	2	5	10	1	4	1	1	25
21	Mackenzie Smith	G 38:58	5-12	2-4	2-4	3	4	7	3	3	14	3	4	2	0	0	23
3	Emma Boslet	05:54	1-2	0-0	0-0	0	0	0	1	0	2	0	2	0	0	0	-1
1	Olivia Mullins	10:57	1-3	0-2	0-0	0	3	3	1	0	2	1	1	1	0	0	-2
4	Kalia Henderson	10:08	2-5	0-0	0-2	2	2	4	0	1	4	0	2	0	0	0	-5
32	Gabby Smalls	00:50	0-0	0-0	0-0	0	0	0	0	0	0	0	0	0	0	0	-2
Team						1	2	3	0	0	0						
Totals			30-60	7-16	7-13	12	30	42	12	11	74	19	17	10	5	2	20

Technical Fouls:NONE

Shooting By Period		
1 st FG%	8-15	53.3%
3PT%	2-4	50.0%
FT%	0-0	0%
2 nd FG%	7-17	41.2%
3PT%	0-2	0.0%
FT%	0-2	0%
3 rd FG%	6-12	66.7%
3PT%	3-5	60.0%
FT%	4-4	100%
4 th FG%	7-16	43.8%
3PT%	2-5	40.0%
FT%	3-7	42.9%
GM FG%	30-60	50.0%
3PT%	7-16	43.8%
FT%	7-13	53.8%

Dead Ball Rebounds: 2, 1

	RICH	SJU									
Biggest lead	3 (3 rd 7:59)	20 (4 th 0:17)	Points from Turnovers	RICH	SJU	Period by Period Scoring					
Best Scoring Run	7 (1 st 2:54)	16 (3 rd 2:05)	Paint	13	21	1st	2nd	3rd	4th	TOT	
Lead Changes			Second Chance	34	40	RICH	16	15	12	11	54
Times Tied	3		Fast Breaks	8	12						
Time with Lead	01:46	37:09	Bench	13	2	SJU	18	14	23	19	74
				14	8						

GAME 15 - SJU 65, LA SALLE 69



Official Basketball Box Score - Final
La Salle at Saint Joseph's
01/17/22 Michael J. Hagan '85 Arena, Philadelphia
2021-22 Women's Basketball

Game Time: 12:00 PM
Game Duration: 1:52
Attendance: 462

Officials: Brian Brunette, Ashlee Goode, Ray Bullock

La Salle - 69

Record: 9-6 (2-1)

NO.	Name	Min	FG M-A	3P M-A	FT M-A	Rebounds OR DR TOT	Fouls PF FO	TP	AS	TO	ST	Blocks BS BA	+/-				
15	Kayla Spruill	F 28:24	6-7	3-3	4-4	1	4	5	1	2	19	0	0	0	0	4	
10	Clair Jacobs	G 33:11	3-11	2-6	2-2	0	1	1	1	3	10	2	3	1	0	6	
12	Molly Masciantonio	G 26:22	2-6	0-0	0-0	0	5	5	3	1	4	2	1	0	1	3	
21	Jaye Haynes	G 27:32	4-7	1-2	0-0	0	4	4	0	0	9	2	1	1	2	4	
24	Amy Jacobs	G 28:03	2-5	1-4	2-2	0	0	0	1	3	7	1	1	3	2	0	4
1	Kenya Cote-Lysius	13:38	1-1	0-0	0-0	0	1	1	0	0	2	0	3	1	1	0	1
2	Gabby Crawford	14:18	3-7	0-1	9-9	0	0	0	3	7	15	2	2	0	0	0	3
5	Christina Kline	11:04	0-1	0-1	0-0	0	2	2	1	0	0	0	0	0	0	0	-2
22	Jordan Lewis	06:31	0-2	0-0	0-0	0	2	2	0	1	0	0	1	1	0	0	1
25	Julie Jekot	08:37	0-0	0-0	0-0	0	3	3	1	0	0	0	1	0	0	0	-4
20	Michelle Kozicki	07:30	1-3	0-0	1-1	1	0	1	2	1	3	0	0	0	0	0	2
Team						3	1	4			0	0	0				
Totals			22:50	7-17	18-18	5	23	28	13	18	69	9	12	8	5	2	4

2021-22 BOX SCORES

GAME 17 - FORDHAM 55, SJU 35



Official Basketball Box Score - Final
Saint Joseph's at Fordham
01/26/22 Rose Hill Gym, Bronx, NY
2021-22 Women's Basketball

Game Time: 7:00 PM
Game Duration: 1:43

Officials: Kristi Vera, Keith Miller, Joel Jefferson

Saint Joseph's - 35 Record: 6-11 (2-3)

NO.	Name	Min	FG	3P	FT	Rebounds	Fouls	TP	AS	TO	ST	Blocks	+/-
			M-A	M-A	M-A	OR DR TOT	PF FO					BS BA	
0	Talya Brugler	F 36:43	4-9	0-2	3-4	3 3 6	0 3 11	2	3	0	1	0	-23
11	Elizabeth Marsicano	F 11:09	1-1	0-0	0 0	4 4 1	0 2 1	0	0	0	0	0	-3
5	Julia Nystrom	G 31:56	1-6	1-3	0-0	0 1 1	0 3 0	2	4	0	1	0	-18
14	Katie Jekot	G 28:39	2-6	0-2	1-2	0 2 2	3 3 5	2	6	2	0	0	-14
21	Mackenzie Smith	G 29:51	2-12	1-4	0-0	1 2 3	4 1 5	0	1	0	1	0	0
12	Laila Fair	14:01	2-4	0-0	3-4	2 0 2	2 2 2	7	2	2	1	1	-4
1	Olivia Mullins	20:03	0-4	0-2	0-0	1 1 2	3 0 0	0	2	2	0	1	-15
32	Gabby Smalls	09:40	1-2	0-0	0-0	2 4 6	2 0 2	0	2	0	0	0	-13
3	Emma Boslet	14:58	0-2	0-0	0-0	0 1 1	4 0 0	2	3	2	1	1	-9
33	Katie Mayock	01:56	0-0	0-0	0-0	0 0 0	0 0 0	0	0	0	0	0	1
13	Mary Sheehan	01:04	0-0	0-0	0-0	0 0 0	0 0 0	0	0	0	0	0	-2
Team						0 0 0	0	0	0	0	0	0	
Totals			13-46	2-13	7-10	9 18 27	19 12	35	9	21	11	4	-20

Technical Fouls: NONE

Dead Ball Rebounds: 3, 1

Fordham - 55 Record: 14-5 (5-2)

NO.	Name	Min	FG	3P	FT	Rebounds	Fouls	TP	AS	TO	ST	Blocks	+/-
			M-A	M-A	M-A	OR DR TOT	PF FO					BS BA	
24	Kaitlyn Downey	F 27:04	3-6	2-4	0-0	2 2 4	1 1 8	3	1	2	1	0	18
43	Megan Jonassen	F 19:56	2-4	0-0	0 0	3 4 7	1 2 4	0	2	0	0	0	12
2	Anna DeVolfe	G 36:46	10-19	2-7	0 0	2 2 0	1 22 4	3	2	0	0	0	22
3	Asiah Dingle	G 35:11	2-6	0-1	5-6	1 5 6	3 7 9	5	4	4	0	1	22
20	Kendell Heremba	G 20:32	0-5	0-3	2-2	1 2 3	1 3 2	1	0	3	0	0	15
30	Maranda Nyborg	16:56	2-3	0-0	1-1	0 0 0	2 1 5	1	2	0	2	0	15
13	Sarah Karpell	16:18	1-6	1-2	0 0	3 3 1	1 3 1	1	1	0	0	3	10
10	Millie Prior	09:55	0-2	0-0	0-0	3 0 3	2 2 0	1	2	0	1	0	-3
1	Malida Flood	07:40	0-0	0-0	0 0	2 2 1	0 0 0	0	1	0	0	0	-1
5	Catherine Polisano	03:14	1-1	0-0	0-0	1 1 1	1 0 1	2	0	1	0	0	-4
12	Edona Thaqi	03:14	0-0	0-0	0 0	1 1 0	0 0 0	0	1	0	0	0	-2
33	Colleen McQuillen	03:14	0-1	0-1	0-0	0 0 0	0 0 0	0	0	1	0	0	-4
Team						0 0 0	0	0	0	0	0	0	
Totals			21-53	5-18	8-9	10 22 32	12 19 55	16	19	11	4	4	20

Technical Fouls: NONE

Dead Ball Rebounds: 4, 2

	SJU	FOR
Biggest lead	4 (1 st 8:35)	25 (3 rd 0:26)
Best Scoring Run	6 (4 th 1:11)	14 (3 rd 9:31)
Lead Changes	3	
Times Tied	3	
Time with Lead	04:48	31:03
Points from		
Turnovers	13	24
Paint	16	24
Second Chance	5	11
Fast Breaks	4	8
Bench	9	10
Period by Period Scoring		
1st	8	2
2nd	12	13
3rd	10	35
4th	11	11
TOT	23	55

GAME 18 - MASSACHUSETTS 74, SJU 48



Official Basketball Box Score - Final
Massachusetts at Saint Joseph's
01/29/22 Michael J. Hagan HS Arena, Philadelphia
2021-22 Women's Basketball

Game Time: 2:00 PM
Game Duration: 1:38
Attendance: 202

Officials: Ed Slatsky, Shawn Goode, Teresa Shuck

Massachusetts - 74 Record: 16-5 (4-3)

NO.	Name	Min	FG M-A	3P M-A	FT M-A	Rebounds OR DR TOT	Fouls PF FO	TP	AS	TO	ST	Blocks BS BA	+/-	
30	Angelique Ngakulondi	F 12:21	2-6	0-0	0-0	3 3 3	4 0 4	4	0	3	1	0	1	-3
34	Sam Breen	F 36:16	9-19	0-5	0-0	5 5 10	1 2 18	2	1	3	1	1	1	27
1	Sydney Taylor	G 35:06	5-16	3-8	4-6	1 4 5	1 4 17	4	1	2	0	1	0	27
3	Destiney Philoxoy	G 32:36	4-4	3-3	2-2	2 5 7	2 1 13	8	2	1	0	0	0	17
23	Ber'nyah Mayo	G 29:20	3-7	1-1	1-2	2 6 8	3 1 8	1	2	3	0	0	0	17
5	Makenah White	27:14	4-11	0-0	0-0	0 3 3	0 1 8	0	1	1	0	1	0	29
44	Stefanie Kulesza	21:27	2-4	0-2	0-0	2 1 3	2 0 4	0	0	0	0	0	0	17
33	Michelle Pruitt	03:44	1-1	0-0	0-0	1 0 1	1 1 2	0	0	0	0	0	0	-1
2	Alexzeya Brooks	00:58	0-0	0-0	0-0	0 0 0	0 0 0	0	0	0	0	0	0	0
11	Damoni Tucker	00:58	0-0	0-0	0-0	0 0 0	1 0 0	0	0	0	0	0	0	0
Team						4 2 6	0	0	1	0	0	0	0	
Totals			30-68	7-19	7-10	20 26 46	16 9 74	15	11	11	1	4	26	

Technical Fouls: NONE

Dead Ball Rebounds: 1, 0

Saint Joseph's - 48 Record: 6-12 (2-4)

NO.	Name	Min	FG	3P	FT	Rebounds	Fouls	TP	AS	TO	ST	Blocks	+/-
			M-A	M-A	M-A	OR DR TOT	PF FO					BS BA	
0	Talya Brugler	F 29:02	3-7	3-6	2-2	0 4 4	4 3 11	1	1	1	0	0	-12
12	Laila Fair	F 17:15	1-4	0-0	0-2	1 0 1	1 2 2	2	0	1	1	0	-14
5	Julia Nystrom	G 26:49	2-7	1-4	0-0	1 2 3	0 0 5	2	0	1	0	0	-14
14	Katie Jekot	G 25:57	2-6	0-2	4-5	0 3 3	0 6 8	2	4	0	0	0	-17
21	Mackenzie Smith	G 27:30	2-10	1-6	0-0	0 2 2	2 0 5	0	2	0	1	0	-19
32	Gabby Smalls	20:28	5-8	0-0	1-4	1 2 3	1 4 11	0	3	0	2	1	-12
33	Katie Mayock	13:15	0-1	0-0	0-0	1 4 5	1 0 0	0	2	0	0	0	-14
1	Olivia Mullins	14:23	2-2	0-0	0-1	1 0 1	0 1 4	0	4	0	3	0	-15
23	Alayna Gribble	08:46	1-1	0-0	0-0	0 0 0	0 0 0	2	0	1	1	0	-8
3	Emma Boslet	12:51	0-2	0-2	0-0	0 1 1	0 0 0	0	0	2	0	0	-6
13	Mary Sheehan	03:44	0-0	0-0	0-0	0 0 0	0 0 0	0	0	0	0	0	1
Team						2 1 3	0	0	0	0	0	0	
Totals			18-48	5-20	7-14	7 19 26	9 16 48	7	18	4	4	1	-26

Technical Fouls: NONE

Dead Ball Rebounds: 4, 1

	UMASS	SJU
Biggest lead	29 (4 th 6:19)	4 (1 st 8:03)
Best Scoring Run	15 (3 rd 0:00)	5 (3 rd 5:50)
Lead Changes	1	
Times Tied	1	
Time with Lead	36:39	01:31
Points from		
Turnovers	19	8
Paint	42	22
Second Chance	18	6
Fast Breaks	12	0
Bench	14	17
Period by Period Scoring		
1st	25	17
2nd	19	13
3rd	17	8
4th	13	48
TOT	74	48

GAME 19 - LA SALLE 66, SJU 58



Official Basketball Box Score - Final
Saint Joseph's at La Salle
02/02/22 Tom Gola Arena, Philadelphia
2021-22 Women's Basketball

Game Time: 6:00 PM
Game Duration: 1:50
Attendance: 387

Officials: Jeffrey Smith, Lauren Niemiera, Brandon Appel

Saint Joseph's - 58 Record: 6-13 (2-5)

NO.	Name	Min	FG	3P	FT	Rebounds	Fouls	TP	AS	TO	ST	Blocks	+/-
			M-A	M-A	M-A	OR DR TOT	PF FO					BS BA	
0	Talya Brugler	F 34:21	2-6	0-0	4-4	3 4 7	1 3 8	2	7	0	1	1	-4
12	Laila Fair	F 27:02	8-11	0-0	3-4	5 0 5	1 2 19	1	0	2	1	2	1
5	Julia Nystrom	G 17:08	0-1	0-0	0-0	0 0 0	3 0 0	2	2	1	0	0	-1
14	Katie Jekot	G 37:11	3-13	0-4	6-6	0 5 5	4 3 12	4	3	0	0	0	-1
21	Mackenzie Smith	G 34:53	5-10	2-4	0-0	2 6 8	2 3 12	1	3	1	0	0	-12
23	Alayna Gribble	16:01	1-4	1-3	0-0	0 2 2	2 0 3	1	1	0	0	0	-6
1	Olivia Mullins	16:40	0-4	0-1	2-2	0 1 1	3 2 2	1	1	0	0	0	-9
33	Katie Mayock	14:35	1-3	0-0	0-0	3 1 4	1 0 2	0	0	0	0	0	-6
3	Emma Boslet	02:09	0-0	0-0	0-0	0 0 0	0 0 0	0	0	1	0	0	-4
Team						0 2 2	0	1	0	0	0	0	
Totals			20-52	3-12	15-16	13 21 34	17 13 58	12	19	4	2	3	-8

Technical Fouls: NONE

Dead Ball Rebounds: 1, 1

La Salle - 66 Record: 12-8 (5-3)

NO.	Name		FG	3P	FT	Rebounds	Fouls	TP	AS	TO	ST	Blocks	+/-
		Min	M-A	M-A	M-A	OR	DR	PF	FO			BS	BA
15	Kayla Spruill	F 35:06	7-13	4-8	3-3	4	1 5	3	7	21	2	4	0 0 7
10	Claire Jacobs	G 20:52	2-5	1-3	0-0	0	0 0	2	0	5	2	0	0 1 3
12	Molly Masciantonio	G 34:47	0-4	0-3	2-2	0	4 4	1	4	9	2	2	0 0 13
21	Jaye Haynes	G 26:31	4-4	0-0	2-2	0	1 1	2	1	10	0	2	0 0 3
24	Amy Jacobs	G 25:24	0-2	0-2	0-0	0	0 0	2	0	0	1	0	1 2 1
1	Kenya Cote-Lysius	21:48	2-4	1-3	0-0	0	0 0	0	1	5	0	1	0 0 0
2	Gabby Crawford	28:41	10-17	1-3	1-2	3	9 12	3	3	22	1	2	0 1 1 9
22	Jordan Lewis	04:21	0-1	0-1	1-2	0	0 0	0	0	1	1	0	0 0 0 1
25	Julie Jekot	02:30	0-2	0-1	0-0	0	0 0	0	0	0	0	1	0 0 0 0
Team						0	3 3	0	0	0	0	0	
Totals			25-52	7-24	9-11	7	18 25	14	17	66	13	12	11 3 2 8
Technical Fouls:Coach 3 rd 5:14													

Technical Fouls: Coach 5, 14

	SJU	LaS	Points from		Period by Period Scoring						
Biggest lead	3 (2 nd 8:05)	10 (4 th 0:23)	Turnovers	10	22						
Best Scoring Run	9 (4 th 7:56)	9 (4 th 9:44)	Paint	34	28	1st	2nd	3rd	4th	TOT	
Lead Changes			Second Chance	16	9	SJU	18	4	18	18	58
Times Tied	4		Fast Breaks <td>2</td> <td>8</td> <td rowspan="2">LaS</td> <td rowspan="2">17</td> <td rowspan="2">11</td> <td rowspan="2">19</td> <td rowspan="2">19</td> <td rowspan="2">66</td>	2	8	LaS	17	11	19	19	66
Time with Lead	07:24	30:50	Bench	7	28						

2021-22 BOX SCORES

GAME 21 - SJU 58, DAVIDSON 51



Official Basketball Box Score - Final
Davidson at Saint Joseph's
 02/06/22 Michael J. Hagan '85 Arena, Philadelphia
 2021-22 Women's Basketball

Game Time: 2:00 PM
 Game Duration: 2:04
 Attendance: 234

Officials: Issac Johnson, Brandon Appel, Kara Hunter

Davidson - 51

Record: 12-10 (3-7)

NO. Name	Min	FG	3P	FT	Rebounds	Fouls	TP	AS	TO	ST	Blocks	+/-
30. Elle Sulphin	F 37:30	8-19	0-4	0-0	1 4 5	2 2	16	2	4	1	1	-1
2. Chloe Welch	G 29:45	4-9	2-6	5-5	1 3 4	3 6	15	2	1	2	0	-6
10. Sarah Konstantas	G 26:59	1-5	0-3	0-0	0 1 1	5 0	2	0	1	0	0	-3
14. Cassidy Gould	G 38:44	0-8	0-2	1-2	3 4 7	4 5	1	4	5	1	0	-7
44. Issy Morgan	G 22:42	1-4	1-2	2-2	3 2 5	0 1	5	1	3	0	0	-5
20. Cameron Tabor	27:22	3-6	3-5	0-0	2 3 3	3 1	9	0	0	0	0	-1
30. Sallie Schutz	12:40	1-2	1-2	0-0	1 0 1	1 0	3	0	0	0	0	-2
5. Keeley Evans	02:30	0-1	0-0	0-0	1 0 1	1 0	0	0	0	0	0	-6
32. Tomnis Adenupe	01:48	0-1	0-1	0-0	0 0 0	0 0	0	1	0	0	0	-4
Team					2 1 3	0	1					
Totals		18-55	7-25	8-9	13 17 30	19 15	51	9	16	4	1	-7

Technical Fouls: NONE

Shooting By Period	1st	2nd	3rd	4th
1st FG%	2-13	15.4%		
3PT%	1-5	20.0%		
FT%	0-0	0%		
2nd FG%	6-13	46.2%		
3PT%	2-6	50.0%		
FT%	0-0	0%		
3rd FG%	5-10	50.0%		
3PT%	2-5	40.0%		
FT%	5-6	83.3%		
4th FG%	5-19	26.3%		
3PT%	1-9	11.1%		
FT%	3-3	100%		
GM FG%	18-55	32.7%		
3PT%	7-25	28.0%		
FT%	8-9	88.9%		

Dead Ball Rebounds: 2, 0

Saint Joseph's - 58

Record: 8-13 (4-5)

NO. Name	Min	FG	3P	FT	Rebounds	Fouls	TP	AS	TO	ST	Blocks	+/-
0. Talya Brugler	F 37:26	5-7	3-3	2-2	1 5 6	2 4	15	1	3	2	0	0
12. Laila Fair	F 29:16	3-6	0-0	2-2	2 3 5	2 1	8	1	5	1	1	0
5. Julia Nystrom	G 21:37	2-5	1-4	0-0	1 0 1	3 0	5	0	2	0	0	5
14. Katie Jekot	G 27:44	3-8	2-5	0-0	0 3 3	1 2	8	4	2	1	0	1
21. Mackenzie Smith	G 29:26	3-8	1-2	4-4	1 4 5	3 6	11	3	1	2	0	10
1. Olivia Mullins	20:22	1-4	0-0	7-8	0 3 3	1 4	9	0	2	0	0	-2
23. Alayna Gribble	18:45	1-4	0-3	0-0	0 0 0	2 1	2	0	0	0	0	-2
33. Katie Mayock	13:07	0-1	0-0	0-0	0 4 4	0 1	0	1	0	0	0	3
3. Emma Boslet	02:07	0-0	0-0	0-0	0 0 0	1 0	0	1	0	0	0	-4
Team					2 1 3	0	3					
Totals		18-43	7-17	15-16	7 23 30	15 19	58	10	19	6	1	7

Technical Fouls: NONE

Shooting By Period	1st	2nd	3rd	4th
1st FG%	7-14	50.0%		
3PT%	0-5	0.0%		
FT%	0-0	0%		
2nd FG%	4-12	33.3%		
3PT%	2-5	40.0%		
FT%	2-2	100%		
3rd FG%	5-9	55.6%		
3PT%	4-5	80.0%		
FT%	3-4	75%		
4th FG%	2-8	25.0%		
3PT%	1-2	50.0%		
FT%	10-10	100%		
GM FG%	18-43	41.9%		
3PT%	7-17	41.2%		
FT%	15-16	93.8%		

Dead Ball Rebounds: 2, 0

	DAV	SJU
Biggest lead	1 (4 th 1:54)	11 (2 nd 8:02)
Best Scoring Run	7 (2 nd 5:40)	10 (2 nd 8:02)
Lead Changes	2	
Times Tied	1	
Time with Lead	00:31	37:46

Points from	DAV	SJU
Turnovers	17	18
Paint	18	22
Second Chance	5	8
Fast Breaks	2	3
Bench	12	11

Period by Period Scoring	1st	2nd	3rd	4th	TOT
DAV	5	15	17	14	51
SJU	14	12	17	15	58

GAME 22 - URI 58, SJU 48



Official Basketball Box Score - Final
Rhode Island at Saint Joseph's
 02/09/22 Michael J. Hagan '85 Arena, Philadelphia
 2021-22 Women's Basketball

Game Time: 7:00 PM
 Game Duration: 1:39
 Attendance: 229

Officials: Keith Miller, Krystie Apeltariz, Sarah Williams

Rhode Island - 58

Record: 19-3 (9-0)

NO. Name	Min	FG	3P	FT	Rebounds	Fouls	TP	AS	TO	ST	Blocks	+/-
2. Marie-Paule Foppossi	F 36:39	3-7	0-0	0-2	5 3 8	1 2	6	1	3	3	0	1
31. Emmanuelle Tahane	F 36:06	9-13	0-0	0-3	5 5 10	1 2	18	3	2	1	0	0
0. Chanel Williams	G 26:34	4-9	0-3	0-0	0 2 2	1 2	8	6	1	2	0	0
3. Dolly Cairns	G 36:55	5-13	5-9	0-0	0 0 0	0 0	15	1	1	1	0	0
21. Dez Elmore	G 37:35	4-9	0-0	1-3	1 5 6	3 3	9	6	2	2	1	1
5. Yanni Hendley	13:26	1-3	0-1	0-0	0 0 0	0 0	2	0	2	3	0	-2
33. Emmi Rinat	05:46	0-1	0-1	0-0	0 1 2	0 0	0	0	0	0	0	-3
20. Maye Touré	03:54	0-0	0-0	0-0	0 2 2	1 0	0	0	0	0	0	3
13. Maria Vargas	03:05	0-1	0-1	0-0	0 0 0	0 0	0	0	0	0	0	3
Team					2 0 2	0	0					
Totals		26-56	5-15	1-8	13 18 31	9 9	58	17	11	12	1	2

Technical Fouls: NONE

Shooting By Period	1st	2nd	3rd	4th
1st FG%	7-12	58.3%		
3PT%	2-3	66.7%		
FT%	1-2	50%		
2nd FG%	6-14	42.9%		
3PT%	1-4	25.0%		
FT%	0-0	0%		
3rd FG%	6-14	42.9%		
3PT%	1-3	33.3%		
FT%	0-3	0%		
4th FG%	7-16	43.8%		
3PT%	1-5	20.0%		
FT%	0-3	0%		
GM FG%	26-56	46.4%		
3PT%	5-15	33.3%		
FT%	1-8	12.5%		

Dead Ball Rebounds: 3, 1

Saint Joseph's - 48

Record: 8-14 (4-6)

NO. Name	Min	FG	3P	FT	Rebounds	Fouls	TP	AS	TO	ST	Blocks	+/-
0. Talya Brugler	F 36:57	6-11	0-1	1-1	1 4 5	1 2	13	1	1	1	1	0
12. Laila Fair	F 22:40	0-4	0-0	0-0	1 3 4	2 0	0	0	3	1	0	-8
1. Olivia Mullins	G 26:37	4-7	3-6	0-0	0 1 1	3 1	11	1	5	1	0	-12
5. Julia Nystrom	G 30:44	4-6	3-4	0-0	1 2 3	1 1	11	3	2	1	0	-3
21. Mackenzie Smith	G 20:22	1-5	0-2	1-1	0 1 1	2 2	3	1	2	0	0	-7
33. Katie Mayock	19:45	2-3	0-0	0-0	0 3 3	0 0	4	2	1	2	1	0
3. Emma Boslet	22:39	2-4	0-2	0-0	1 3 4	0 2	4	2	2	2	0	-5
23. Alayna Gribble	20:16	1-3	0-1	0-0	0 1 1	0 1	2	2	1	1	0	-2
Team					0 2 2	0	0					
Totals		20-43	6-16	2-2	4 20 24	9 9	48	15	18	9	2	1

Technical Fouls: NONE

Shooting By Period	1st	2nd	3rd	4th
1st FG%	8-11	72.7%		
3PT%	3-4	75.0%		
FT%	0-0	0%		
2nd FG%	5-11	45.5%		
3PT%	1-3	33.3%		
FT%	0-0	0%		
3rd FG%	3-12	25.0%		
3PT%	1-5	20.0%		
FT%	1-1	100%		
4th FG%	4-9	44.4%		
3PT%	1-4	25.0%		
FT%	1-1	100%		
GM FG%	20-43	46.5%		
3PT%	6-16	37.5%		
FT%	2-2	100.0%		

Dead Ball Rebounds: 0, 1

	URI	SJU
Biggest lead	12 (4 th 7:14)	4 (2 nd 2:22)
Best Scoring Run	9 (4 th 7:14)	6 (2 nd 3:36)
Lead Changes	7	
Times Tied	8	
Time with Lead	23:56	10:39

Points from	URI	SJU
Turnovers	17	4
Paint	36	20
Second Chance	5	2
Fast Breaks	6	0
Bench	2	10

Period by Period Scoring	1st	2nd	3rd	4th	TOT
URI	17	13	13	15	58
SJU	19	11	8	10	48

GAME 23 - SJU 50, GEORGE MASON 45



Official Basketball Box Score - Final
Saint Joseph's at George Mason
 02/13/22 EagleBank Arena, Fairfax
 2021-22 Women's Basketball

Game Time: 3:00 PM
 Game Duration: 2:06
 Attendance: 884

Officials: Ryan Durham, Roy Jackson, Carmen Portorreal

Saint Joseph's - 50

Record: 9-14 (5-6)

NO. Name	Min	FG	3P	FT	Rebounds	Fouls	TP	AS	TO	ST	Blocks	+/-
0. Talya Brugler	F 26:26	5-10	1-3	3-4	3 1 4	3 4	14	0	3	0	0	1
12. Laila Fair	F 20:39	3-5	0-0	3-3	1 4 5	3 6	9	0	1	0	1	0
1. Olivia Mullins	G 37:40	4-9	1-2	0-0	2 2 3	0 9	6	3	0	0	0	2
5. Julia Nystrom	G 17:47	0-3	0-2	0-2	0 2 2	1 2	0	0	3	1	0	-1
21. Mackenzie Smith	G 21:52	2-11	0-2	2-2	2 4 6	5 4	6	0	2	1	1	0
23. Alayna Gribble	24:45	1-7	1-6	0-0	0 3 3	0 0	3	1	2	0	1	1
3. Emma Boslet	31:20	0-4	0-0	1-2	1 4 5	4 2	1	4	1	0	0	9
33. Katie Mayock	03:00	0-0	0-0	0-0	0 1 1	2 0	0	0	0	0	0	3
11. Elizabeth Marsicano	13:50	3-7	1-3	1-2	1 1 2	1 2	8	0	0	1	1	4
13. Mary Sheehan	02:41	0-0	0-0	0-0	0 1 1	0 0	0	0	0	0	0	2
Team					4 2 6	0	3					
Totals		18-55	4-18	10-15	12 25 37	22 20	50	11	18	3	4	2

Technical Fouls: NONE

Shooting By Period			
1 st	FG%	4-17	23.5%
	3PT%	2-8	25.0%
	FT%	3-3	100%
2 nd	FG%	4-12	33.3%
	3PT%	1-3	33.3%
	FT%	3-6	50%
3 rd	FG%	4-15	26.7%
	3PT%	0-5	0.0%
	FT%	0-0	0%
4 th	FG%	6-11	54.5%
	3PT%	1-2	50.0%
	FT%	4-6	66.7%
GM	FG%	18-55	32.7%
	3PT%	4-18	22.2%
	FT%	10-15	66.7%

2021-22 BOX SCORES

GAME 25 - SJU 57, GW 34



Official Basketball Box Score - Final
George Washington at Saint Joseph's
02/20/22 Michael J. Hagan '85 Arena, Philadelphia
2021-22 Women's Basketball

Game Time: 2:00 PM
Game Duration: 1:46
Attendance: 544

Officials: Shawn Goode, Gerda Galling, Anthony Reddin

George Washington - 34

Record: 11-15 (4-9)

NO.	Name	Min	FG	3P	FT	Rebounds	Fouls	TP	AS	TO	ST	Blocks	+/-
			M-A	M-A	M-A	OR DR TOT	PF FD					BS BA	
31	Mayowa Taiwo	F 34:44	3-8	0-0	2-8	8 3 11	1 5 8	1	0	1	0	0	-14
0	Sheslanie Laureano	G 21:50	3-16	0-5	0-0	5 3 8	4 5 6	1	0	2	1	2	4
3	Aurea Gingras	G 19:37	1-6	0-2	0-2	0 1 1	2 2 2	0	1	0	0	1	-21
20	Maxine Engel	G 29:24	1-9	0-6	0-0	1 0 1	2 1 2	1	0	1	0	0	-12
32	Essence Brown	G 33:41	3-6	0-0	0-0	1 4 5	4 0 6	1	0	0	0	0	-15
15	Taylor Webster	14:43	1-8	0-2	0-2	3 2 5	0 2 2	0	0	0	0	2	-16
2	Sierra Bell	29:31	1-6	1-3	4-6	3 2 5	4 4 7	1	3	1	0	0	-12
10	Niya Lok	14:12	0-5	0-2	1-2	0 3 3	1 1 1	0	0	0	0	0	-21
23	Faith Blethen	01:09	0-0	0-0	0-0	0 0 0	1 0 0	0	0	0	0	0	-4
24	Laila Patel	01:09	0-0	0-0	0-0	0 0 0	0 0 0	0	0	0	0	0	-4
Team						4 1 5		0	1				
Totals			13-64	1-20	7-20	25 19 44	19 20 34	5	5	5	1	5	-23

Technical Fouls:NONE

Shooting By Period		
1 st FG%	3-13	23.1%
3PT%	0-5	0.0%
FT%	3-6	50%
2 nd FG%	2-16	12.5%
3PT%	0-4	0.0%
FT%	0-2	0%
3 rd FG%	6-18	33.3%
3PT%	0-6	0.0%
FT%	3-8	37.5%
4 th FG%	2-17	11.8%
3PT%	1-5	20.0%
FT%	1-4	25%
GM FG%	13-64	20.3%
3PT%	1-20	5.0%
FT%	7-20	35.0%

Dead Ball Rebounds: 6, 0

Saint Joseph's - 57

Record: 10-15 (6-7)

NO.	Name	Min	FG	3P	FT	Rebounds	Fouls	TP	AS	TO	ST	Blocks	+/-
			M-A	M-A	M-A	OR DR TOT	PF FD					BS BA	
11	Elizabeth Marsicano	F 09:24	1-2	1-2	0-0	0 0 0	2 0 3	2	1	0	0	0	5
33	Katie Mayock	F 25:04	4-6	0-0	0-0	1 1 2	0 1 8	2	1	0	2	0	17
5	Julia Nystrom	G 28:56	0-5	0-2	0-0	0 6 6	4 1 0	3	0	1	1	0	25
21	Mackenzie Smith	G 29:07	7-10	2-2	5-6	0 1 1	4 6 21	1	2	0	0	1	25
23	Alayna Gribble	G 24:37	0-2	0-1	0-0	1 6 7	3 0 0	0	1	0	0	0	5
0	Talya Brugler	30:11	2-6	0-0	0-0	2 5 7	2 3 4	1	1	0	1	0	16
1	Olivia Mullins	27:13	2-3	1-1	4-6	0 8 8	1 3 9	4	3	0	0	0	18
12	Laila Fair	14:08	2-6	0-0	0-1	1 2 3	3 2 4	1	1	0	0	0	6
3	Emma Boslet	10:29	2-3	0-0	4-5	1 2 3	1 3 8	0	0	1	1	0	-1
13	Mary Sheehan	00:51	0-0	0-0	0-0	0 0 0	0 0 0	0	0	0	0	0	-1
Team						0 2 2		0	0				
Totals			20-43	4-8	13-18	6 33 39	20 19 57	14	10	2	5	1	23

Technical Fouls:NONE

Shooting By Period		
1 st FG%	5-13	38.5%
3PT%	3-4	75.0%
FT%	2-2	100%
2 nd FG%	5-12	41.7%
3PT%	1-2	50.0%
FT%	5-8	62.5%
3 rd FG%	3-9	33.3%
3PT%	0-2	0.0%
FT%	1-1	100%
4 th FG%	7-9	77.8%
3PT%	0-0	0.0%
FT%	5-7	71.4%
GM FG%	20-43	46.5%
3PT%	4-8	50.0%
FT%	13-18	72.2%

Dead Ball Rebounds: 3, 0

	GW	SJU
Biggest lead	0 (1 st 10:00)	23 (4 th 0:21)
Best Scoring Run	11 (3 rd 0:40)	14 (2 nd 1:51)
Lead Changes	0	
Times Tied	0	
Time with Lead	00:00	39:44
Points from	GW	SJU
Turnovers	7	5
Paint	20	30
Second Chance	11	2
Fast Breaks	5	0
Bench	10	25
Period by Period Scoring	GW	SJU
1st	9	4
2nd	15	6
3rd	16	7
4th	19	57
TOT		

GAME 26 - DAYTON 59, SJU 43



Official Basketball Box Score - Final
Dayton at Saint Joseph's
02/23/22 Michael J. Hagan '85 Arena, Philadelphia
2021-22 Women's Basketball

Game Time: 7:00 PM
Game Duration: 1:44
Attendance: 279

Officials: Ashlee Goode, Bobby Ray, Brandon Appel

Dayton - 59

Record: 22-4 (13-1)

NO.	Name	Min	FG M-A	3P M-A	FT M-A	Rebounds OR DR TOT	Fouls PF FD	TP	AS	TO	ST	Blocks BS BA	+/-
5	Kyla Whitehead	F 27:16	2-5	0-0	0-0	2 3 5	1 0 4	1	0	0	0	0	14
34	Tenin Magassa	C 10:34	2-5	0-0	0-0	1 4 5	1 0 4	1	2	1	4	0	3
1	Araion Bradshaw	G 31:34	1-6	0-0	1-3	1 3 4	1 5 3	5	0	3	0	0	18
12	Jenna Giacone	G 32:02	5-14	1-4	1-2	1 5 6	2 1 12	1	1	0	0	0	14
21	Erin Whalen	G 19:01	4-10	2-6	2-2	0 1 1	4 3 12	0	1	0	0	0	-2
3	Makira Cook	25:29	8-13	1-2	2-2	1 5 6	0 2 19	1	1	1	0	2	14
23	Mariah Perez	12:50	0-1	0-0	0-0	2 1 3	2 1 0	1	0	0	1	0	15
24	Malya Perry	15:28	0-1	0-1	0-0	0 2 2	2 1 0	0	0	0	0	0	8
32	Brynn Shoup-Hill	09:45	1-3	1-3	0-0	0 2 2	0 1 3	0	0	0	0	0	1
4	Capria Brown	11:38	0-3	0-1	1-2	1 1 2	1 1 1	1	0	0	0	0	3
33	Destiny Bohanon	03:13	0-0	0-0	0-0	0 0 0	0 1 0	0	1	0	0	0	-4
13	Shannon Wheeler	01:10	0-0	0-0	1-2	0 0 0	0 1 1	0	0	0	0	0	-4
Team						2 7 9		0	0				
Totals			23-61	5-17	8-13	11 34 45	15 16 59	11	5	5	2	16	

Technical Fouls:NONE

Shooting By Period		
1 st FG%	5-16	31.3%
3PT%	2-6	33.3%
FT%	0-0	0%
2 nd FG%	5-17	29.4%
3PT%	0-2	0.0%
FT%	1-2	50%
3 rd FG%	5-13	38.5%
3PT%	1-4	25.0%
FT%	2-3	66.7%
4 th FG%	8-15	53.3%
3PT%	2-5	40.0%
FT%	5-8	62.5%
GM FG%	23-61	37.7%
3PT%	8-13	61.5%

Dead Ball Rebounds: 5, 0

Saint Joseph's - 43

Record: 10-16 (6-8)

NO.	Name	Min	FG	3P	FT	Rebounds	Fouls	TP	AS	TO	ST	Blocks	+/-
			M-A	M-A	M-A	OR DR TOT	PF FD					BS BA	
0	Talya Brugler	F 33:30	5-9	1-2	3-4	1 7 8	1 4 14	1	2	0	0	1	-18
12	Laila Fair	F 24:06	2-8	0-0	1-2	3 6 9	3 1 5	0	3	0	0	1	-2
1	Olivia Mullins	G 35:33	2-12	2-3	0-0	0 1 1	3 1 6	3	3	0	0	0	-18
5	Julia Nystrom	G 31:45	0-4	0-0	1-2	0 3 3	1 2 1	2	0	1	0	1	-6
21	Mackenzie Smith	G 34:27	3-14	0-4	1-4	2 2 4	5 4 7	2	1	1	0	2	-13
23	Alayna Gribble	18:15	1-5	1-5	0-0	0 1 1	0 0 3	1	0	0	0	0	-11
33	Katie Mayock	02:39	0-0	0-0	0-0	0 0 0	0 0 0	0	0	0	0	0	-8
11	Elizabeth Marsicano	19:45	2-4	1-2	2-2	1 1 2	3 3 7	2	0	0	2	0	-4
Team						4 6 10		0	0				
Totals			15-56	5-16	8-14	11 27 38	16 15 43	11	9	2	2	5	-16

Technical Fouls:NONE

Shooting By Period		
1 st FG%	2-14	14.3%
3PT%	0-2	0.0%
FT%	1-2	50%
2 nd FG%	5-15	33.3%
3PT%	0-3	0.0%
FT%	0-0	0%
3 rd FG%	2-9	22.2%
3PT%	1-2	50.0%
FT%	5-10	50%
4 th FG%	6-18	33.3%
3PT%	4-9	44.4%
FT%	2-2	100%
GM FG%	15-56	26.8%
3PT%	5-16	31.3%
FT%	8-14	57.1%

Dead Ball Rebounds: 2, 0

	UD	SJU
Biggest lead	16 (4 th 8:30)	1 (1 st 8:29)
Best Scoring Run	9 (2 nd 1:46)	8 (4 th 5:21)
Lead Changes	3	
Times Tied	0	
Time with Lead	36:40	01:49
Points from	UD	SJU
Turnovers	7	8
Paint	32	20
Second Chance	11	6
Fast Breaks	8	2
Bench	24	10
Period by Period Scoring	UD	SJU
1st	12	11
2nd	11	13
3rd	23	59
4th	10	43
TOT		

FRESHMEN MAKING AN IMPACT FOR SAINT JOSEPH'S IN WOMEN'S BASKETBALL

Nicholas Klingsman
The Philadelphia Inquirer

The influence that freshmen have on many college teams is sometimes so incidental, it goes unnoticed during a long and grueling basketball season. On Hawk Hill, it's quite a different story.

So far, the St. Joe's women's basketball team has seen flashes of excellence from some of the youngest members of the squad. This season, the Hawks (6-12, 2-4 Atlantic 10) may be the only team in the country to have four freshmen win their league's Rookie of the Week award. Talya Brugler, Laila Fair, Julia Nyström, and Mackenzie Smith are part of an impressive class of freshmen on Hawk Hill who each bring a unique skill to the court.

At the start of the recruiting process, it was vital for the Hawks to have a strong incoming freshman class. After all, half of their current roster consisted of juniors and seniors. As coach Cindy Griffin pointed out, between planning for the future of the roster and having COVID-19 affect their season again, integrating the freshman class was crucial.

"We knew that they would have an impact or they would be playing minutes," Griffin said. "But we didn't know how many impact minutes they were going to be able to earn at that point."

As injuries began to befall some of the veterans, opportunity arose for the newcomers, starting with Brugler.

Brugler, a 6-foot-1 forward from Nazareth, Pa., is averaging 9.3 points and 4.9 rebounds per game so far this season. She has been a focal point for the Hawks' inside scoring and rebounding, which she feels are the best skills that she brings to the team.

"My rebounding and my ability to score around the basket and just being in the right places at the right

time for my teammates," Brugler said. "Little things like that can just go a long way for the team."

Arguably, Brugler's best performance this season came in a 74-54 win over Richmond when she demonstrated her double-double potential, going for 17 points and 13 rebounds. Brugler has claimed the A-10 Rookie of the Week award three times this season.

She isn't the only freshman forward turning heads on the St. Joe's frontcourt. Fair, a 6-2 player from Middlesex, N.J., is averaging 7.5 points in 11 games along with eight blocks overall. Fair excelled in a victory against Penn when she scored 20 points and had 11 rebounds along with a block and a steal.

Aside from her scoring ability, Fair values her defense and offensive rebounding as her most valuable contributions for the Hawks.

"I want to help with protecting the rim in general," Fair said. "Whenever someone's in the paint, that's my spot to step up and help the scene. I also want to keep on focusing on getting offensive rebounds to help get another possession for the team."

Two other freshmen who make up this promising core for the Hawks are the international students, Nyström from Lund, Sweden, and Smith from East Jordan, Nova Scotia. A lot of Griffin's praise goes to this pair, as she knew the advantage of having players with high-level experience join the roster.

"[They] have had a lot of experience playing against not only international competition at their own age but also playing with and against women in some of the leagues that they've been playing in," Griffin said. "They're familiar with the speed of the game and obviously our three-point shooting line isn't

back, so that was an easy transition for them because they play with that [expanded] line."

An easy transition is a bit of an understatement for how the two have been shooting from deep. Smith leads the Atlantic 10 in three-point field goal percentage (47.6%) and Nyström showed her shooting ability in an excellent performance against Harvard when she went 4-for-7 from beyond the arc and finished with 18 points. Smith, who has 20 threes so far this season while averaging 8.5 points per game, said that while there was an adjustment period for her to get used to the differences between Canadian and American basketball, her shooting has obviously been her best attribute.

"It's something I really worked on before I got here and I think the work that I put in is kind of coming out in the games," she said.

For Nyström, it's been her defense that she feels has been the reason for her improvement.

"Being able to put pressure on the ball ... I've always liked to play defense," said Nyström, who's averaging a steal per game. "That's always been a big part of my game."

With most of the attention going to the play of these freshmen, some might not pay attention to what their coach perceives as their strongest trait — their mentality.

"They're tenacious; they're gritty; they play both sides of the ball, and they have that it factor," Griffin said. "They're who you want to pick in a pickup game, that's for sure."

MOVE OVER 'MARE OF EASTTOWN:' THE REAL MARE SHEEHAN IS ALSO A DELCO NATIVE, A HAWKS BASKETBALL CAPTAIN, AND A WAWA FAN

Stephanie Farr
The Philadelphia Inquirer

In March, Mary "Mare" Sheehan woke up to a text from her parents with a link about a new show on HBO called Mare of Easttown. Not only was the show set in the Philly suburb where she grew up, but the lead character played by Kate Winslet was also named Mare Sheehan.

"My parents instantly were like 'We can't wait for it to start! You have to come home on Sundays to have dinner and watch the show,'" Sheehan said.

And so, Sheehan, 22, a graduate student at St. Joseph's University who's a captain and guard on the women's basketball team (known as the Hawks), did.

Then things started to get weird.

Not only was HBO's Mare Sheehan from Delco, but she was also a star basketball player, nicknamed "Miss Lady Hawk."

Kate Winslet's Mare Sheehan in HBO's "The Mare of Easttown" is a world-weary detective who was a star basketball player in high school known as "Miss Lady Hawk."

"It was crazy," Sheehan said. "I was like wait, hold on, now we got my name, my town, my sport, and my mascot? This is too much! It's one too many coincidences."

Sheehan, 22, grew up in Drexel Hill, Delaware County (Delco!), and said people have been calling her Mare since she was a child.

She went to Cardinal O'Hara High School, where she led the

girls basketball team to the Philadelphia Catholic League championship her senior year, then enrolled at St. Joe's, where 11 of her family members are alumni, including her mother and father. Her dad even played the mascot, the Hawk, for three years.

Sheehan joined the basketball team her freshman year and, because she took summer courses and had AP credits that transferred from high school, she got her undergrad degree in accounting by her junior year. During her fourth year, she returned to St. Joe's to get her MBA and, thanks to the NCAA's COVID-19 waiver granting students another year of eligibility, she's coming back to play her final season at St. Joe's this fall as a guard and co-captain of the women's basketball team.

Mary "Mare" Sheehan, a guard and co-captain for Saint Joseph's University Women's Basketball Team, is a standout on the basketball court, just like Kate Winslet's character, Mare Sheehan, on the HBO series "Mare of Easttown."

"I decided to take the fifth year option because I love this place so much and I wanted to come back," she said.

Deloitte, an accounting firm which offered Sheehan a position in its Philly office, even agreed to defer her spot in its audit department until 2022 so she could play another year.

While there are similarities, their career aspirations are among the many stark differences between the Mares, including that the real Sheehan is not a grandmother or a mother and she does not vape excessively, or at all.

"I gotta keep these lungs working good," she said.

Sheehan also never puts Cheez Whiz on cheeseballs.

"I do like cheese, just not in those forms," she said. "We'd make jokes about her diet all the time, trying to draw a contrast between myself and her."

But both Mares do share a love of Wawa, though the real Mare's



order is a bit more complicated than coffee with two creamers, no sugar.

"I get an Italian hoagie — ya gotta have a hoagie from Wawa — with pepperoni, pickles, sweet peppers, and, this is the kicker, I put buffalo sauce as my condiment."

Sheehan said she loved all the Wawa and other local references on the show and thought the writing and acting were phenomenal, even if she could never get used to hearing her name on screen.

As her friends and family watched the show live — or even now, when they're catching up on streaming — she gets calls and texts asking if she's talked to anybody from the show about using her likeness.

"I'd love to meet Kate but I'm definitely not coming for any legal things," she said.

Sheehan, who said the most Delco thing about her is "probably how much I love Delco" and how "everybody who knows me knows I'm from Delco," felt the cast nailed the Delco accent.

But at times the show came down a bit hard on her beloved home county, she said.

"They definitely played into the stereotype that everybody is a little tougher here and rough around the edges," she said.

"And while I feel like Delco is known for drinking, on the show anytime anybody was eating they were drinking, and that's not exactly true."

Sheehan said she and her parents, who watched the show together, did guess who dun it before the finale aired ("I have a text receipt to a friend proving

it!"), but they're less certain how the title character came to share her name.

"The thing is I would have loved the show even if I didn't have all those connections," said the real Mare Sheehan, who like the character of the same name on "Mare of Easttown," also has a lot on her shoulders, including being co-captain of the Saint Joseph's University Women's Basketball Team.

As with all things in Delco there are theories, of course. Sheehan's dad and siblings attended Cardinal O'Hara High, where Tom Ingelsby, the father of the show's creator, Brad Ingelsby, also attended and played ball. And there's a theory that somebody may have dated someone else's cousin (which is a prevailing theory for many things in Delco, of course).

"Those are the only real stretches we have," Sheehan said.

On Wednesday, Sheehan — who has played the role of Mare Sheehan her whole life, for free — was not the least bit bitter to learn Winslet had been nominated for an Emmy for her role in the show this week.

"No way! That's incredible!" she said. "I thought she just did a phenomenal job."

In her final season with the Hawks, Sheehan is not only hoping to score a championship with the team, she's also hoping that Winslet, whose character showed up to a reunion for her basketball team at the local high school slugging back a beer, might make an appearance at a game.

"I have a ticket with her name on it for any and all games she wants to come to," Sheehan said. "They do sell beer at our games now, so I'll make sure we've got it stocked for her."



GRIFFINS' BASKETBALL BOND TAKES NEXT STEP AT ST. JOE'S

Kevin Callahan
City of Basketball Love

When Kaylie Griffin was younger, she knew when – and how – to give her mother space after a tough loss.

Yes, the daughter understood how to read Cindy Griffin, the coach of the Saint Joseph's University women's basketball team, and when to tiptoe around the house.

"I knew growing up when mom came home and she lost, we would behave a little bit better, like clean up the house," Kaylie said with a laugh, of her strategy off the court as a kid with siblings Hannah and Curtis, Jr.

Well, flash forward – and for both mother and daughter the last decade or so has been a flash – and now Kaylie is a talented frosh guard with a high ceiling for the Hawks and her mother.

"And I think that kind of applies here," Kaylie continued on how she will approach now playing for her mom, "so, I think when we lose a game or we have a tough practice, we will just go our separate ways because you don't want to clash as mother-daughter, but as coach-player we have to have a relationship where we can talk about it, like what I personally did wrong."

Cindy, the all-time leader in wins at Saint Joseph's entering her 21st season, knows there are inherent challenges coaching a child on any level, but she also knows her daughter.

"I think you just have to separate the hats you wear," said the coach, who also was a scrappy, star player on Hawk Hill and inducted to the school's women's basketball Hall of Fame.

"She sees the game pretty much the way I see the game, which is a good thing.

"I think she knows what she's going to get from me is complete honesty, like with all of our players and I want what's best for her, but I want what is best for the team."

Kaylie, a multiple All-Conference selection at Gwynedd Mercy Academy, knew for a long time what was best for her.

"I just grew up around the program and seeing the players and the coaches and all the great people that my mom has been surrounded by and I've been surrounded by," Kaylie said. "I just always want to come here and I always want to be a part of that."

Cindy Griffin (nee Anderson), one of the top playmakers in Saint Joseph's history while running the point from 1987-88 through 1991-92 (she missed the 1988-89 season due to injury but came back in 1990-91 to play in a school-record 1,178 out of a possible 1,200 minutes), said she "never really thought about"

coaching her daughter in college, adding "I just can't believe I've been here for 21 years."

The coach fondly recalled a media day when her daughter was six months old.

"She was in my arms during the interviews and I can't believe she's playing for us now," Cindy said, "it's really surreal."

For Kaylie, sports and competition has always been as real as the walls of their Conshohocken home. Her father, Curtis, wrestled at Lock Haven. Kaylie's cousin, John Griffin II, served as the Saint Joseph's men's basketball head coach from 1990-95, while her cousin John Griffin III is the current associate head coach for the SJU men's basketball program.

"I think growing up I always wanted to play for my mom just because I always went recruiting with her," Kaylie said, "and I think my mom and I just really connect through basketball because we have a knowledge of the game, so we talk things out and talk things through with each other.



"And, when she would watch film preparing for games, we would watch together and I really just wanted to be part of that. And before I committed, I was just doing some reflecting and realized I just wanted to be here and wanted to play under her."

"I just think it's a wonderful opportunity for both of us."

"To be able to coach her and her being part of our team is really special," agreed the coach, who played her high school basketball for recently-closed Bishop McDevitt, winning two Philadelphia Catholic League titles.

"She is trying to find her way a little bit, which any kid as a freshman is trying to do, but she knows the game and she has a real high basketball IQ, but she probably needs a year or two for the physicality standpoint and understanding the level, but she is going to be a really nice player for us."



Cindy was a point guard for coach Jim Foster and played in the backcourt with Hawks Hall of Famer Ellen Shields.

"She is a point guard, but I think she can play combo," Cindy said about her daughter. "She can shoot the ball, but I think she has to work on her scoring, shooting and scoring are two different things."

"But just based on her basketball IQ and her ball-handling ability, she's going to be a point guard for us."

Griffin, who is the eighth coach in NCAA Division I history to lead her alma mater to the NCAA Tournament as a player and a coach, was a three-time team captain and still ranks fourth on SJU's all-time assist list. The Hawks made three NCAA tournament appearances while posting three straight 20-win seasons with her at the point.

Last year, during the COVID-19 shortened – and interrupted – season, the Hawks finished 7-10. The pandemic didn't just affect games, of course, but recruiting, too.

"Yeah with the COVID, people want to be close to home because we were home, but it could work the opposite way and people wanted to get away, so that was always a thought, you know people wanted more dif

ferent experiences," Cindy said when asked if COVID played into her daughter's decision. "But, I think she just knew she wanted to be here and I tried to paint a not-so-good picture - like you have to do this, or you got to do that and are you sure you want to do this?"

Kaylie is one of five frosh - forwards Talya Brugler and Laila Fair, and guards Mackenzie Smith and Julia Nyström - on the veteran team, which includes eight juniors and seniors who averaged at least nine minutes in 14 of 17 games last season.

But, Kaylie is the only one who will play for her mother.

"My mom has never coached me so this will be the first time and I think it'll be great," said Kaylie. "I think we have a healthy relationship and we will be able to switch from daughter and mother to player and coach."

"Over the years, we've been very good at that."



0

**TALYA
BRUGLER**

Fr. | F | 6-1
Nazareth, Pa.



1

**OLIVIA
MULLINS**

So. | G | 5-8
Somerset, N.J.



2

**KAYLIE
GRIFFIN**

Fr. | G | 5-7
Conshohocken, Pa.



3

**EMMA
BOSLET**

So. | G | 5-11
Edison, N.J.



5

**JULIA
NYSTRÖM**

Fr. | G | 5-6
Lund, Sweeden



11

**LOVIN
MARSICANO**

Sr. | G | 6-1
Manasquan, N.J.



12

**LAILA
FAIR**

Fr. | F | 6-2
Middlesex, N.J.



13

**MARY
SHEEHAN**

Gr. | G | 5-10
Drexel Hill, Pa.



14

**KATIE
JEKOT**

Gr. | G | 5-9
Enola, Pa.



21

**MACKENZIE
SMITH**

Fr. | G | 5-10
East Jordan, Nova Scotia



22

**JADEN
WALKER**

Jr. | F | 5-11
New Freedom, Pa.



23

**ALAYNA
GRIBBLE**

Gr. | G | 6-0
Pittsburgh, Pa.



33

**KATIE
MAYOCK**

Sr. | F | 6-2
Berwyn, Pa.



**CINDY
GRIFFIN**

Head Coach
21st Season



**JOHN
HAMPTON**

Asst. Head Coach
7th Season



**MELISSA
DUNNE**

Assistant Coach
2nd Season



**KATIE
KUESTER**

Assistant Coach
6th Season