



SAINT JOSEPH'S BASKETBALL

2017-18 GAME NOTES

Game
33

SAINT JOSEPH'S HAWKS (18-14) at SETON HALL PIRATES (16-15)

March 14, 2018 • 7:00 p.m. • Postseason WNIT First Round
Walsh Gymnasium • South Orange, N.J.

2017-18 SCHEDULE/RESULTS

Overall: 18-14 A-10: 10-6 H: 6-6 A: 9-6 N: 2-2

NOVEMBER

		TIME (EST)
Sun. 12	at Niagara	W, 93-69
Wed. 15	at Bucknell	W, 77-53
Sun. 19	at James Madison	W, 73-66
Sat. 25	EASTERN ILLINOIS %	W, 80-62
Sun. 26	SAINT PETER'S%	W, 87-58
Wed. 29	at Temple #	L, 69-66

DECEMBER

Sun. 3	at Villanova #	L, 79-44
Tues. 5	at Towson	L, 90-66
Mon. 11	PENN #	L, 57-50
Sun. 17	DREXEL	L, 65-58
Wed. 20	vs. Princeton ^	L, 63-54
Thur. 21	at Florida ^	L, 71-51
Sun. 31	VCU *	W, 79-41

JANUARY

Wed. 3	at St. Bonaventure *	W, 70-64
Sun. 7	DAYTON *	L, 65-59
Wed. 10	RICHMOND * (NBCSN)	W, 81-72
Sat. 13	at Massachusetts *	W, 84-79
Sun. 21	at Saint Louis *	L, 96-73
Wed. 24	DUQUESNE *	L, 61-42
Sun. 28	at La Salle **	W, 75-64
Wed. 31	at VCU *	L, 56-54

FEBRUARY

Sun. 4	GEORGE MASON * (CBSSN)	L, 65-57
Wed. 7	RHODE ISLAND *	W, 64-46
Sat. 10	at Duquesne *	W, 69-50
Wed. 14	at Davidson *	W, 64-62
Sat. 17	LA SALLE *	W, 70-49
Tue. 20	GEORGE WASHINGTON *	L, 49-46
Sat. 24	at Fordham *	W, 52-50
Tue. 27	VCU **	W, 72-63

MARCH

Fri., 2	vs. Fordham **	W, 52-49
Sat. 3	vs. Saint Louis **	W, 58-49
Sun. 4	vs. George Washington **	L, 65-49
Wed. 14	at Seton Hall +	7:00 p.m.

Home games in CAPS at Hagan Arena

^ Hawk Classic; % Gator Holiday Classic (Gainesville, Fla.)

* Atlantic 10 game; # Big 5 game

** Atlantic 10 Championship game

+ Postseason WNIT

Contact: Jack Jumper (jjumper@sju.edu)

O: 610-660-3389 C: 610-636-3701

Press Row (Hagan Arena): 610-660-2599

FOLLOW THE HAWKS

Twitter @SJUHawks_WBB
Instagram @SJUHawks_WBB
Facebook SJUHawksWBB

GAME STORIES...

- Saint Joseph's is making its 11th appearance in the Postseason Women's National Invitation Tournament as the Hawks head to Seton Hall for a First Round matchup on Wednesday.
- The Hawks earned their second-straight Postseason WNIT berth and 10th overall under head coach **Cindy Griffin**.
- Over her 17 seasons, Griffin has led SJU to 12 postseason appearances, including the NCAA Tournament in 2013 and 20014, and has posted a 7-11 mark.
- Saint Joseph's is 7-10 all-time in Postseason WNIT play.
- SJU has earned a postseason berth in 28 of its 45 seasons as a Division I program.
- Wednesday's contest marks the 33rd game for the Hawks this season, matching the program's single-season mark for games played. SJU has previously played 33 games in 2003-04, 2006-07, 2011-12 and 2013-14.
- Graduate student **Amanda Fioravanti** and senior **Adashia Franklyn** enter Wednesday having played in all 32 games this season, and would become the 25th and 26th players in team history to play 33 games in a single-season.
- Wednesday marks the 13th meeting between the Hawks and the Pirates. Seton Hall owns an 8-4 edge in the all-time series and has won four-straight over SJU (series history on page two).

HAWKS' LINEUP

PROBABLE STARTERS	PPG	RPG	APG	MPG	Notes
G- #12 Alyssa Monaghan	9.9	4.1	3.8	35.3	Ranks 7th nationally in assist/turnover ratio (3.28)
G/F- #30 Sarah Veilleux	12.8	3.6	1.9	31.4	A-10 All-Academic Team selection
G/F- #32 Chelsea Woods	15.3	7.6	2.5	28.6	Named to the A-10 All-Championship Team
F- #33 Adashia Franklyn	9.6	7.2	1.0	29.1	Team leader in blocks (30)
F- #34 Amanda Fioravanti	10.2	5.8	2.5	26.6	A-10 All-Academic Team selection

OFF THE BENCH

F- #1 Whisper Fisher	1.1	0.8	0.3	4.4	Scored 2 points against La Salle
G- #2 Lula Roig	1.4	0.7	0.6	6.5	Leads newcomers in points, assists and rebounds
G- #3 Nailah Delinois	--	--	--	--	Out: Foot
G- #4 Kristalyn Baisden	4.7	0.9	1.2	23.0	Scored 4 points in A-10 title game
G- #11 Avery Marz	1.5	0.8	0.3	6.2	2018 Pat Summitt Most Courageous Award winner
G- #13 Mary Sheehan	2.6	1.1	0.2	10.9	Out: Shoulder
G- #20 Katie Jekot	--	--	--	--	Out: Knee
G- #31 Jaryn Garner	1.6	3.7	1.1	16.1	Added 6 points in A-10 title game
F- #35 Michala Clay	1.8	0.8	0.3	6.3	Played a minute versus VCU
F- #40 Candace Belvedere	06	0.6	0.3	4.6	Appeared in a career-high 17 games this year

ROSTER

NO.	NAME	CL	POS	HT	HOMETOWN	HIGH SCHOOL/LAST COLLEGE
1	Whisper Fisher	R-So.	F	6-2	Owings Mills, Md.	Owings Mills/Loyola Chicago
2	Lula Roig	Fr.	G	5-9	Barcelona, Spain	IES Costa I Llobera
3	Nailah Delinois	R-Fr.	G	5-9	Sunrise, Fla.	Northeast
4	Kristalyn Baisden	Jr.	G	5-10	East Hartford, Conn.	Berkshire School (Mass.)
11	Avery Marz	Sr.	G	5-7	Sinking Spring, Pa.	Wilson West Lawn
12	Alyssa Monaghan	Jr.	G	5-5	Drexel Hill, Pa.	Bonner-Prendergast
13	Mary Sheehan	Fr.	G	5-10	Drexel Hill, Pa.	Cardinal O'Hara
20	Katie Jekot	Fr.	G	5-9	Enola, Pa.	Cumberland Valley
30	Sarah Veilleux	Jr.	G/F	6-0	Hebron, Conn.	RHAM
31	Jaryn Garner	Gr.	G	5-7	Sewell, N.J.	Germantown Academy (Pa.)/Virginia
32	Chelsea Woods	Sr.	G/F	6-0	Philadelphia, Pa.	Freire Charter
33	Adashia Franklyn	Sr.	F	6-1	West Chester, Pa.	West Chester Bayard Rustin
34	Amanda Fioravanti	Gr.	F	6-1	Frederick, Md.	Our Lady of Good Counsel/Virginia
35	Michala Clay	Jr.	F	6-0	Baltimore, Md.	Roland Park Country School
40	Candace Belvedere	Sr.	F	6-2	Merrick, N.Y.	Kellenberg Memorial

Head Coach: Cindy Griffin (Saint Joseph's '91) – 17th Season

Associate Head Coach: Susan Moran (Saint Joseph's '02) – 15th Season

Assistant Coaches: Stephanie McCaffrey (Saint Joseph's '04) – 11th Season,
John Hampton (Mansfield '08) – 3rd Season

Director of Basketball Operations: Katie Kuester (Saint Joseph's '12) – 3rd Season

Video Coordinator: Jamie O'Hare (Lafayette '16) – 1st Season

Athletic Trainer: Neil Hoffman

Captain: Amanda Fioravanti, Adashia Franklyn, Avery Marz

PRONUNCIATION GUIDE

(Kristalyn) BAISDENBAYS-den
(Candace) BELVEDEREBELL-vuh-deer
NAILAH DELINOISNY-luh del-in-WAHH
(Amanda) FIORAVANTIFEE-or-uh-VAHN-tay
ADASHIA (Franklyn)uh-DAY-shuh
(Katie) JEKOTJAY-kot
(Alyssa) MONAGHANmon-UH-han
LULA ROIGLOU-luh ROY-j
(Sarah) VEILLEUXvuh-LOU



Champions - 1997, 1999, 2013

SERIES HISTORY

Saint Joseph's vs. Seton Hall

All-Time Series: Seton Hall leads 8-4

Last Meeting: 11/21/15, SHU, 66-54

Last SJU Win: 11/30/05, 72-48

Last SHU Win: 11/21/15, 66-54

Current SJU Streak: L-4

Coach Griffin vs. Seton Hall: 3-6



STATISTICAL COMPARISON

	Saint Joseph's	Seton Hall
Overall Record	18-14	16-15
Conference Record	10-6	7-11
Home Record	7-6	11-6
Away Record	9-6	4-9
Neutral Record	2-2	1-0
Points Per Game	64.7	66.6
Opponent Points Per Game	62.4	64.9
Scoring Differential	+2.3	+1.6
Field Goal Percentage	.429	.418
Opponent Field Goal Percentage	.390	.412
3-Pt. Field Goals Made Per Game	4.4	6.1
3-Pt. Field Goal Percentage	.323	.347
Opponent 3-Pt. Field Goal Percentage	.216	.310
Free Throws Made Per Game	10.6	11.1
Free Throw Percentage	.668	.717
Rebounds Per Game	37.7	35.7
Opponent Rebounds Per Game	32.7	36.7
Rebounding Differential	+5.0	-1.0
Assists Per Game	14.4	13.3
Turnovers Per Game	13.8	16.2
Opponent Turnovers Per Game	12.3	17.5
Turnover Margin	-1.5	+1.4
Assist/Turnover Ratio	1.0	0.8
Steals Per Game	5.4	10.3
Blocks Per Game	3.3	3.5

PREVIOUS GAMES VS. SETON HALL

Date	Score	Site	Date	Score	Site
11/21/15	L, 54-66	Home	2/8/84	W, 67-62	Home
11/30/14	L, 60-77	Away *	2/22/83	L, 72-75 OT	Home
11/22/08	L, 67-74 OT	Palestra	12/23/81	L, 57-71	Home
12/21/07	L, 42-59	Away	12/29/80	L, 60-65	Villanova
11/30/05	W, 72-48	Home			
12/5/04	L, 36-57	Away			
3/21/04	W, 68-61 OT	Home ^			
12/30/00	W, 63-52	Home #			

* - SHU Thanksgiving Classic

^ - Postseason WNIT

- Hawk Classic

WNIT HISTORY

1998:	First Round at Philadelphia, Pa. Saint Joseph's 77 American 68 Second Round at University Park, Pa. Penn State 72 Saint Joseph's 59
2002:	First Round at Philadelphia, Pa. Saint Joseph's 84 Siena 55 Second Round at Burlington, Vt. Vermont 60 Saint Joseph's 55
2003:	First Round at Philadelphia, Pa. Saint Joseph's 65 Delaware 47 Second Round at Philadelphia, Pa. Richmond 56 Saint Joseph's 53
2004:	First Round at Philadelphia, Pa. Saint Joseph's 61 Kent State 51 Second Round at Philadelphia, Pa. Saint Joseph's 68 Seton Hall 61 (OT) Quarterfinals at Ames, Iowa Iowa State 66 Saint Joseph's 58
2006:	First Round at Charlottesville, Va. Virginia 48 Saint Joseph's 42
2007:	First Round at Philadelphia, Pa. Coppin State 67 Saint Joseph's 52
2010:	First Round at Philadelphia, Pa. VCU 74 Saint Joseph's 63
2011:	First Round at Philadelphia, Pa. Saint Joseph's 72 VCU 66 Second Round at Chestnut Hill, Mass. Boston College 85 Saint Joseph's 59
2012:	First Round at Philadelphia, Pa. Saint Joseph's 67 Boston University 56 Second Round at Philadelphia, Pa. VCU 67 Saint Joseph's 65 OT
2017:	First Round at Philadelphia, Pa. Virginia 62 Saint Joseph's 56
Totals:	Won 7, Lost 10 (10 appearances)

SJU STATISTICAL COMPARISON

	Overall	A-10
Overall Record	18-14	10-6
Home Record	7-6	4-4
Away Record	9-6	6-2
Neutral Record	2-2	0-0
Points per Game	64.7	64.9
Opp. Points/Game	62.4	60.6
Scoring margin	+2.3	+4.3
Field Goal Pct.	.429	.420
Opp. Field Goal Pct.	.390	.382
3-Pt. FG Made/Game	4.4	5.0
3-Pt. FG Pct.	.323	.320
Opp. 3-Pt. FG Pct.	.316	.301
Free Throws Made/Game	10.6	10.1
Free Throw Pct.	.668	.668
Rebounds/Game	37.7	39.3
Opp. Rebounds/Game	32.7	32.7
Rebounding Margin	+5.0	+6.6
Assists/Game	14.4	15.1
Turnovers/Game	13.8	13.5
Opp. Turnovers/Game	12.3	12.0
Turnover Margin	-1.5	-1.5
Assist/Turnover Ratio	1.0	1.1
Blocks/Game	3.4	3.5
Steals/Game	5.4	5.4

FINAL A-10 STANDINGS

Team	A-10	Overall
1. Dayton (NCAA)	15-1	23-6
2. Duquesne (WNIT)	13-3	23-7
3. Fordham (WNIT)	12-4	22-9
4. George Mason (WNIT)	11-5	23-9
5. G. Washington (NCAA)	10-6	19-13
Saint Joseph's (WNIT)	10-6	18-14
7. Saint Louis (WNIT)	9-7	17-15
8. Richmond	8-8	14-17
9. Davidson	7-9	12-18
10. Massachusetts	6-10	14-16
11. VCU	4-12	7-22
12. La Salle	3-13	8-22
St. Bonaventure	3-13	8-22
14. Rhode Island	1-15	3-27

ON THE AIR

INTERNET: Information for Saint Joseph's basketball is found at SJU's athletics website, www.SJUHawks.com with statistics, updated game notes, and live in-game statistics for all Hawk home games, and selected road games. Through Hawks All-Access, fans can follow every home game through audio streaming as well as video streaming for non-televised games. All road games are covered with audio streaming while video streaming also available for most. Video features on the team will also be available on the site.

FOR STARTERS...

- Sixth seed Saint Joseph's advanced to the title game of the 2018 Atlantic 10 Championship before falling to fifth seed George Washington, 65-49.
- The 2018 A-10 Championship marked the 12th time the Hawks advanced to the title game, with SJU going 3-9 in those contests.
- Senior guard/forward **Chelsea Woods** was named to the Atlantic 10 All-Championship Team.
- Senior **Chelsea Woods** scored a career-high 33 points versus VCU, the most points by a Hawk since Ayahna Cornish's 35 at Dayton on February 17, 2007, and the most by a SJU player in an A-10 Championship game since Dale Hodges' 35 against West Virginia on March 9, 1990 in a semifinal contest.
- Junior **Alyssa Monaghan** went 12-for-12 from the foul line against VCU on February 27, matching a program record for proficiency held by Mary Sue Garrity, Angela Zampella and current assistant coach Stephanie McCaffrey.

WOODS NAMED TO ALL-CONFERENCE THIRD TEAM

Saint Joseph's senior **Chelsea Woods** was named to the Atlantic 10 All-Conference Third Team. An A-10 Second Team honoree a season ago, Woods has bounced back from missing five games during A-10 play to lead SJU in scoring (15.3 ppg) and rebounding (7.6 rpg).

FIORAVANTI AND VEILLEUX ALL-ACADEMIC

Saint Joseph's graduate student **Amanda Fioravanti** and junior **Sarah Veilleux** were named to the Atlantic 10 All-Academic Team. A special education major, Fioravanti is having a career year in her final season on Hawk Hill averaging 10.2 points, 5.8 rebounds and 2.5 assists per game. A business intelligence and analytics major, Veilleux ranks among the conference leaders in field goal percentage (.498) and three-point percentage (.380), while ranking second on the team in scoring (12.8 ppg).

ZERO FOR 60 NO MORE

Saint Joseph's entered the final weekend of the regular season going 0-10 in games in which the Hawks scored under 60 points. That changed though at Rose Hill Gym as SJU earned a 52-50 win over Fordham on a last-second layup by senior **Chelsea Woods**, followed by SJU's 52-49 win over the Rams in the A-10 quarterfinals and 58-59 victory over Saint Louis in the A-10 semifinals.

MONAGHAN ETCHING HER NAME

Junior **Alyssa Monaghan** is among the career top-10 for three-pointers made and attempted at SJU. Having hit 150 of 448 field goals from behind the arc, she currently ranks ninth in makes and attempts.

WOODS AMONG ELITE

Senior **Chelsea Woods** has moved into the top-10 for career rebounds as she currently ranks eighth all-time in SJU history with 754 career. Next on the list is Trish Brown '85 at 769. Woods additionally is tied for 14th all-time in scoring with 1,193 points, matching the mark of assistant coach Stephanie McCaffrey '04.

FRANKLYN SECOND ALL-TIME IN BLOCKS

With a pair of blocks against George Washington, senior **Adashia Franklyn** moved into second place all-time for career blocks. Currently with 124 rejections, Franklyn trails only assistant coach Stephanie McCaffrey (nee Graff) at 175.

HAWKS AMONG TOP SHOOTER IN A-10

Saint Joseph's enters the Postseason WNIT with four of the best shooters in the Atlantic 10. Four Hawks rank among the top-10 field goal percentage leaders in the conference:

Name	FG Percentage	Rank
Adashia Franklyn	.500	5th
Sarah Veilleux	.498	6th
Chelsea Woods	.462	9th
Amanda Fioravanti	.461	10th

MARZ HONORED AS MOST COURAGEOUS

Saint Joseph's senior guard **Avery Marz** has been recognized twice this season for her courageous spirit in recovering from a stroke her freshman season to returning to the court for the first time this season, scoring three points in her debut at Niagara. Marz was selected as the U.S. Basketball Writers Association's 2018 Pat Summitt Most Courageous Award recipient in December and was named the Philadelphia Sports Writers' Association's Most Courageous Athlete on January 15 at the organization's 114th Annual Awards Banquet. Marz will be presented Pat Summitt Most Courageous Award at the NCAA Women's Final Four in Columbus, Ohio, as part of the organization's annual press conference March 30 in Nationwide Arena several hours in front of the national semifinals. The PSWA's signature award, the Most Courageous Athlete, has been presented annually since 1936 to an athlete who exemplifies courage in the face of adversity. Marz joins a list of honored athletes that includes, Mickey Mantle, Ben Hogan, Dizzy Dean, Tom Dempsey, Babe Zaharias, Roy Campanella and Jim Abbott.

FIORAVANTI REACHES TOP-25

Graduate student **Amanda Fioravanti** has climbed into the Hawks' top-25 for career rebounds. Playing just three seasons in a SJU uniform after transferring from Virginia, Fioravanti currently stands 23rd with 498, 17 shy of Erica Pollock '07 in 21st (515).

CHARITY STRIPE CONSISTENCY

Junior **Sarah Veilleux** has proven to be one of the most accurate free throw shooters in program history as she currently ranks second all-time at .874 percent (97-of-111), trailing only Erin Shields '14 record of .905.

FRANKLYN ADDING TO LEGACY

While cleaning up on the defensive end with rejections, senior **Adashia Franklyn** has also climbed among the SJU elite rebounders. Currently she ranks ninth all-time rebounds with 721.

VEILLEUX CONNECTING FROM DEEP

Junior **Sarah Veilleux** enters the Postseason WNIT with a career .376 shooting percentage from three-point range. Hitting 102-of-271 from behind the arc, Veilleux currently is tied for fifth all-time in three-point accuracy alongside Erin Shields '14.

GRIFFIN HITS 300TH WIN AT SJU

Cindy Griffin earned her 300th win with the Hawks victory at La Salle. Over 17 seasons at Saint Joseph's, Griffin has posted a 308-227 record and has amassed a 356-260 record as a head coach over 20 seasons at SJU and Loyola-Maryland.

MONAGHAN MATCHES MARK

Junior guard **Alyssa Monaghan** opened the season matching a 20-year record going 7-of-7 from behind the arc at Niagara for a perfect 1.000 field goal percentage. Finishing 8-for-8 overall on the day, Monaghan matched Megan Compain's record of 7-of-7 from three-point range set versus Rhode Island on January 25, 1997.

TURNOVER TROUBLES

Saint Joseph's has turned the ball over more than its opponent in 22 contests. Of those 22, the Hawks have won just nine in which they have more turnovers than the other team.

HAWK CLASSIC CHAMPS

Saint Joseph's captured the 24th Annual Hawk Classic with wins over Eastern Illinois (80-62) and Saint Peter's (87-58). This year marked the 11th Hawk Classic title for SJU as it has captured the title in 1993, 1997, 1999, 2000, 2001, 2007, 2009, 2010, 2012, and 2015.

HAWKS EARN ALL-TOURNAMENT TEAM HONORS

Saint Joseph's junior guard/forward **Sarah Veilleux** was named Hawk Classic MVP, while senior guard/forward **Chelsea Woods** and senior forward **Adashia Franklyn** were named to the Hawk Classic All-Tournament Team. Junior guard **Alyssa Monaghan** was named to the Gator Holiday Classic All-Tournament Team.

CRADLE OF COACHES

The Saint Joseph's coaching connection is an impressive one. Among current Division I head coaches, nine have served as assistant coaches on Hawk Hill. Below is the list of the former assistants and their years at Saint Joseph's:

Name	Current Team	Years at SJU
Geno Auriemma	Connecticut	1978-79
Pat Coyle	Saint Peter's	1989-92
Chris Day	Vermont	2006-12
Stephanie Gaitley	Fordham	1983-85
Cindy Griffin	Saint Joseph's	1992-93
Joe Logan	Loyola Maryland	2001-05
Muffet McGraw	Notre Dame	1980-82
Lynn Milligan	Rider	2002-07

QUICK FACTS

LocationPhiladelphia, Pa. 19131
 Founded1851
 Enrollment4,850 (full-time undergrads)
 DenominationRoman Catholic (Jesuit)
 NicknameHawks
 ColorsCrimson and Gray
 Athletic AffiliationNCAA Division I Conference.....Atlantic 10
 Home ArenaMichael J. Hagan '85 Arena
 Capacity4,200
 PresidentMark C. Reed, Ed.D.
 Vice President for Athletics/Athletic DirectorDon DiJulia

Head Coach (alma mater)Cindy Griffin (SJU '91, '93)
 Coach's Overall Record/Years356-260, 20th season
 Record at School/Years308-227, 17th season
 Associate Head CoachSusan Moran (SJU '02) - 15th Season
 Assistant CoachesStephanie McCaffrey (SJU '04) - 11th season
John Hampton (Mansfield '08) - 3rd season
 Director of Program AdministrationKatie Kuester - 3rd season
 Video CoordinatorJamie O'Hare - 1st Season
 Athletic TrainerNeil Hoffman

Assoc. Dir. of Athletic Comm. (WBB Contact)Jack Jumper
 Office Phone610-660-3389
 Cell Phone610-636-3701
 Athletic Communications Fax610-660-1724
 Emailjjumper@sju.edu
 Basketball Office610-660-1706
 Basketball Fax610-660-1762
 Press Row - Hagan Arena610-660-2599
 Athletics Websitewww.sjuhawks.com

SAINT JOSEPH'S

The corporate title of "Saint" Joseph's University, which has been in place since Saint Joseph's was granted university status by the Commonwealth of Pennsylvania in 1979, is the public title of the institution for all aspects of its operations.

Official reference:

Saint Joseph's University
 Saint Joseph's

Acceptable in headlines or informal references:

Saint Joseph's
 SJU
 St. Joe's

UNACCEPTABLE

St. Joseph's

HAWKS AMONG NCAA LEADERS

Below is a the breakdown of the most recent (3/11) national rankings for this year's Hawks.

Team	FG Percentage	.429	70th
	Rebound Margin	5.0	54th
	Turnover Per Game	13.8	65th
	Assist/Turnover Ratio	1.04	74th
	Fewest Turnovers	441	81st
	Assists	460	86th

Alyssa Monaghan	Assist/Turnover Ratio	3.28	7th
------------------------	------------------------------	-------------	------------

Chelsea Woods	FT Percentage	.833	54th
----------------------	----------------------	-------------	-------------

HAWKS AMONG ATLANTIC 10 LEADERS

Below is a the breakdown of the most recent Atlantic 10 rankings (3/11) for this year's Hawks.


Chelsea Woods	FT Percentage	.833	6th
	FG Percentage	.462	9th
	Rebounds Per Game	7.6	9th

Alyssa Monaghan	Minutes Per game	35.3	6th
	Assists Per Game	3.8	7th
	Assist/Turnover Ratio	3.28	1st

Sarah Veilleux	FG Percentage	.498	6th
	3PT FG Percentage	.380	9th

Adashia Franklyn	FG Percentage	.500	5th
	Rebounds Per Game	7.3	10th

Amanda Fioravanti	FG Percentage	.461	10th
--------------------------	----------------------	-------------	-------------



CINDY GRIFFIN

Head Coach

17th Season

The all-time leader in wins at Saint Joseph's, **Cindy Griffin** is in her 17th season as head coach of the Hawks. A 1991 and 1993 graduate of SJU, Griffin (nee Anderson) has compiled an overall record of 356-260 in 20 seasons as a head coach, and a 308-227 record over 17 years at Hawk Hill that has included 10 postseason appearances.

The eighth coach in NCAA Division I history to lead her alma mater to the NCAA Tournament as a player and a coach, Griffin's squads have posted six 20-win seasons and six victories over nationally-ranked teams, while her players have been honored as Atlantic 10 All-Conference performers 20 times and 15 have gone on to play professionally.

Behind a resilient team, the 2016-17 Hawks battled back from a slow start to become one of the top teams in the Atlantic 10. Finishing third in the conference standings, the Hawks advanced to the semifinals of the A-10 Championship and earned the program's 10th Postseason WNIT berth. Individually, Chelsea Woods was named an A-10 All-Conference honoree and was selected to the All-Big 5 Second Team. Joining Woods on the All-Big 5 Second Team, Adashia Franklyn also garnered Big 5 Most Improved Player accolades, while Sarah Veilleux was recognized as the Big 5 Scholar Athlete.

Behind a pair of 1,000-point scorers in seniors Sarah Fairbanks and Ciara Andrews in 2015-16, Saint Joseph's finished tied for sixth in the A-10 behind a strong finish to the regular season. Finishing among the attendance leaders in the conference, the Hawks added to their mantle as they claimed the Hawk Classic title. Additionally, Fairbanks was named the Big 5's Scholar-Athlete, while sophomore Chelsea Woods was selected the Big 5's Most Improved Player.

Backed by First Team All-Big 5 selection Natasha Cloud, the Hawks earned a share of the Big 5 title in 2014-15. Cloud, who garnered A-10 All-Conference First Team and All-Defensive Team accolades, also became just the third SJU player to be selected in the WNBA Draft as she was picked by the Washington Mystics in the second round in 2015.

Following up their A-10 Championship the season prior, the 2013-14 Hawks continued to prove themselves as one of the top programs nationally as they earned an at-large bid to the NCAA Tournament and advanced to the Second Round for just the seventh time in team history. Led by Erin Shields and Cloud, Saint Joseph's earned its fifth straight postseason bid and claimed its first outright Philadelphia Big 5 title since 2000-01.

Under Griffin's leadership, Saint Joseph's posted one of its most memorable seasons in team history in 2012-13 as the Hawks claimed the Atlantic 10 Championship for just the third time and earned the automatic NCAA Tournament bid. Led by a senior class that had advanced to the post-season every year, the Hawks finished with a 23-9 record that included wins over #5 Maryland and #11 Dayton.

In addition to the team's success, a trio of Hawks were singled out for their performances, led by NCAA Woman of the Year nominee Chatilla van Grinsven. With Griffin's guidance, van Grinsven turned in one of the more dominant seasons in recent SJU history, becoming just the fifth player in SJU history to average a double-double for the year en route to being named to the A-10 All-Conference First Team and as the Big 5 Player of the Year. The duo of backcourt mates Shields and Cloud helped propel SJU to new heights, with Shields garnering A-10 and Big 5 Most Improved Player honors and I-AAA distinction, while Cloud was named the Most Outstanding Player of the 2013 A-10 Championship.

Led by a veteran-laden team in 2011-12, the Hawks earned their third-straight WNIT berth and posted their most wins (22) since the 2003-04 season. Moving into second place in career victories at her alma mater, Griffin picked up her 200th win as the Hawks topped Boston University in the opening game of the WNIT on March 15, 2012. Leading the Hawks to a 15-4 mark at home, she helped Saint Joseph's become one of the more efficient teams in the nation, ranking fourth in fewest turnovers per game (12.5), 26th in three-point percentage (.348) and 39th in field goal percentage (.423).

Individually, senior Michelle Baker and Kelly Cavallo had breakout years, both garnering All-Big 5 honors. Behind Griffin's teaching, Baker went on to be named to the A-10 All-Conference Second Team and capped her career as SJU's then all-time leader in games played (127) while ranking in the top 20 for scoring and field goals made. After seeing limited time as a freshman, Cavallo developed into one of the top post players in the A-10, leading SJU and finishing in the top five of the conference in rebounding, blocked shots and field goal percentage. With Griffin's aid, Cavallo finished her career second all-time in blocks and 11th in rebounding at SJU. Returning just one starter for the 2010-11 season, the Hawks quickly jelled under Griffin's guid-

GRIFFIN YEAR-BY-YEAR

YEAR	OVERALL		A-10		POSTSEASON
	W	L	W	L	
1998-99	17	6	13	5	
1999-00	12	17	8	10	
2000-01	19	10	12	6	
2001-02	24	8	12	4	WNIT
2002-03	19	11	13	3	WNIT
2003-04	22	11	12	4	WNIT
2004-05	7	23	4	12	
2005-06	20	11	10	6	WNIT
2006-07	19	14	8	6	WNIT
2007-08	17	14	8	6	
2008-09	13	17	5	9	
2009-10	17	15	9	5	WNIT
2010-11	20	12	8	6	WNIT
2011-12	22	11	9	5	WNIT
2012-13	23	9	11	3	NCAA *
2013-14	23	10	10	6	NCAA
2014-15	13	17	8	8	
2015-16	14	15	8	8	
2016-17	17	15	12	4	WNIT
2017-18	18	14	10	6	WNIT
Totals	356	260	190	122	2 NCAA, 10 WNIT

Record at Saint Joseph's: 308-227

* Atlantic 10 Champion

THE GRIFFIN FILE

Career Record: 355-260 (20 years)

Record at SJU: 307-227 (17 years)

Atlantic 10 Record: 155-99

Postseason Record: 7-11 (overall); 1-2 (NCAA Tournament)

Hometown: Maple Glen, Pa.

Education: Saint Joseph's, 1991,
Saint Joseph's MBA, 1993

Playing Career: Saint Joseph's, 1987-92

Head Coaching Experience:

Saint Joseph's, 2001- present

Loyola Maryland, 1998-01

Family: Husband, Curtis; children - Kaylie, Hannah and Curtis, Jr

Accomplishments:

- 2003 Atlantic 10 Coach of the Year
- 2013 Big 5 Coach of the Year
- 2013 Atlantic 10 Titles
- Three Philadelphia Big 5 Titles (2009, 2014, 2015)
- 18 Atlantic 10 All-Conference Honorees
- 32 All-Big 5 Honorees
- Eight Academic All-District Honorees
- 15 Players Turned Professional
- 1998 SJU Women's Basketball Hall of Fame Inductee
- 1997 Bishop McDevitt Hall of Fame Inductee
- 2002 Philadelphia Catholic League Alumni Achievement Award
- 2018 Bishop McDevitt Alumni Hall of Fame Inductee

ance as they went on to win 20 games, earned the program's 700th victory, and advanced to the second round of the WNIT. Led by All-Big 5 honorees Baker and Katie Kuester, Saint Joseph's had its most efficient offensive showing since 2002-03, as the Hawks finished 60th in the nation in field goal percentage (42.1).

Additionally, several Hawks were honored for outstanding seasons in 2010-11, headlined by sophomore Ashley Prim becoming the first SJU player to be named Atlantic 10 Sixth Player of the Year. Baker became just the second Hawk to be named to the A-10 All-Defensive Team, while freshman Erin Shields became the sixth player Griffin has coached to A-10 All-Rookie Team honors.

Earning a postseason berth for the first time in two years, the Hawks surpassed predictions in 2009-10 as they finished tied for fourth in the Atlantic 10 after being picked to finish ninth. After opening the season with a 3-7 mark, Griffin saw her team begin to click at the end of the non-conference schedule as SJU claimed the 19th Annual Hawk Classic title and worked its way to .500 by the second week of the Atlantic 10 slate. Posting a 9-5 mark against conference opponents, Griffin hit two milestones during A-10 play, earning her 150th win at Saint Joseph's in a victory against Dayton and earning her 200th coaching win against George Washington. The Hawks would go on to earn the program's seventh WNIT bid, and play the first postseason game at Hagan Arena.

In 2008-09, Griffin undertook arguably her toughest season to date as Saint Joseph's played every contest away from Hawk Hill for the first time in program history. And in typical SJU fashion, Griffin got her team to respond as Saint Joseph's went on to post an 8-5 record at home venues and earn its first Big 5 title since 2000-01. Individually five Hawks posted career bests in scoring, with Brittany Ford and Mariame Djouara both earning All-Big 5 Second Team honors.

Relying heavily on underclassmen in 2007-08, Griffin guided her Hawks to another winning season, including crowns at the Brown Basketball Classic and the Hilton Philadelphia Hawk Classic. Among the wins, Saint Joseph's posted its biggest win over a non-conference ranked opponent since the 1984-85, topping #15 Auburn for the Hawk Classic title.

Despite losing several experienced players prior to the 2006-07 season, Griffin had her team peaking at the right time. Playing Griffin's style of hard-nosed defense and persistent offense, the Hawks advanced to the Atlantic 10 Championship game, including the program's first win over a top 10 opponent (#8 George Washington) since 1992 along the way. Saint Joseph's capped the season with its fifth WNIT appearance in six years and tied the SJU record for games played in a season with 33.

Fueled by a collection of newcomers and a developed core of upperclassmen, Griffin led the Hawks back to national prominence in 2005-06. The Crimson and Gray engineered the nation's best turnaround (13 games) and received votes in the national polls for the first time since 2003-04. The Hawks advanced to the semifinals of the A-10 Championship and earned a berth in the WNIT.

With the loss of four 1,000-point scorers, the 2004-05 Hawks showed their true colors down the stretch, earning a hard-fought victory over La Salle in the opening round of the Atlantic 10 Championship and coming within 10 points of 16th-ranked, and eventual A-10 Champion, Temple. Led by six seniors, the 2004 team went 22-11 and advanced to the WNIT Elite Eight. Saint Joseph's finished second in the A-10 East and dropped a heartbreaker in the Atlantic 10 Championship to Temple. Four Hawk seniors reached the 1,000-point plateau, marking just the eighth time in NCAA history that a quartet of players had reached the milestone in the same season. Erin Brady, Irina Krasnoshiok, Stephanie (Graff) McCaffrey and Amra Mehmedic went on to sign professional contracts.

Following a memorable first year at the helm of her alma mater, Griffin upped the ante in her second season by capturing 2003 Atlantic 10 Coach of the Year honors after guiding the Hawks to a 19-11 record. The team sprinted to the conference's Eastern Division title and earned a berth in the WNIT for the second straight season, despite the departure of SJU's all-time leading scorer and a non-conference schedule that ranked fourth nationally.

Griffin helped to reinvigorate the SJU program in her first season, leading the squad to a 24-8 record and the second round of the WNIT. She capitalized on the team's tradition of scrappy play and rugged defense, while releasing the reins and allowing the team to play a more up-tempo style on the offensive end of the floor. The Hawks finished the year among the national leaders in nine different categories and paced the nation in free throw percentage for the second straight year.

Following her playing career, Griffin spent the 1992-93 season as a graduate assistant at her alma mater. She then accepted an assistant's spot at Vanderbilt University from 1993-95 under former Saint Joseph's head coach Jim Foster. Foster recruited Griffin to SJU and coached her during her playing career on Hawk Hill.

In her two years as an assistant at Vanderbilt, the Commodores finished 53-15 overall, won the 1995 SEC championship and reached the NCAA Sweet 16 both seasons. In addition to coaching responsibilities, she was the co-director of the Vanderbilt Basketball Camp and the director of the Black & Gold Club.

Griffin left Vanderbilt after the 1995 season to become an assistant coach at Loyola Maryland. She spent three seasons as an assistant under Patty Coyle before being promoted to associate head coach in 1998. Griffin was promoted to the position of head women's basketball coach at Loyola Maryland midway through the 1998-99 season. She was the seventh-youngest head coach in Division I at the time. Griffin – who was named head coach five games into the season as Coyle left for an assistant coach position with the WNBA's New York Liberty – kept the Greyhounds' momentum going as Loyola Maryland won a team-record 21 games that year. Overall she compiled a record of 48-33 during her tenure at the Baltimore school, guiding the squad to the Metro Atlantic Athletic Conference semifinals all three years.

One of the top playmakers in Saint Joseph's history, Griffin starred for the Hawks from 1987-88 through 1991-92 (missing the 1988-89 season due to injury). A three-time team captain, Griffin finished her career with 662 points, 278 rebounds, 510 assists and 197 steals. She currently ranks fourth on SJU's all-time assist list.

As a junior in 1990-91, she played in 1,178 out of a possible 1,200 minutes to set the school record for minutes played in a single season. The Hawks made three NCAA Tournament appearances and posted three straight 20-win seasons during her playing career. A two-time Second Team All-Big 5 choice, as well as a Third Team All-Atlantic 10 pick as a senior, she was inducted into the Saint Joseph's Women's Basketball Hall of Fame in 1998.

A native of Maple Glen, Pa., Griffin played her high school basketball for Bishop McDevitt, winning two Philadelphia Catholic League titles. A 1987 graduate of McDevitt, she was inducted into its Athletic Hall of Fame in 1997, and in 2002, received the Philadelphia Catholic League's alumni achievement award. She earned a bachelor's degree in accounting from Saint Joseph's in 1991 and completed her M.B.A. from SJU in 1993. She resides in Conshohocken, Pa., with her husband, Curtis, and children, Kaylie, Hannah and Curtis, Jr.

2017-18 SAINT JOSEPH'S BASKETBALL • 7

Game 1 • November 12, 2017 • Gallagher Center Saint Joseph's - 93, Niagara - 69

Shooting 61.4 percent from the floor, including 75 percent from three-point range, Saint Joseph's opened the 2017-18 season with a 93-69 victory at Niagara at the Gallagher Center.

Alyssa Monaghan led four Hawks in double figures with a career-best 23 points and matched a program record for three-point proficiency as she finished 7-of-7 from behind the arc and 8-8 overall from the field.

Behind 11 points from Monaghan, SJU took control from the tip as it ran out to a 14-6 lead.

Down 19-12 after the first quarter, Niagara used a 7-3 run to start the second period and rally to within three, 22-19.

That would be as close as the Purple Eagles would get on the day though as the Hawks answered with a 14-0 run to open a 36-19 lead on a layup by Amanda Fioravanti.

Taking a 49-32 advantage into the second half, Saint Joseph's went on to outscore Niagara 44-37 in the second half to set a new program record for points in a season opener with 93.

For the game, the Hawks went 35-of-57 from the field, 15-of-20 from behind the arc and finished with a 38-23 edge in rebounding.

Saint Joseph's 93 • 1-0

#	Player	Total			3-Ptr		Rebounds			PF	TP	A	TO	Bk	Stl	Min
		FG-FGA	FG-FGA	FT-FTA	Off	Def	Tot									
04	BAISDEN, Kristalyn	* 7-8	5-6	0-0	0	0	0	3	19	2	2	0	0	0	28	
12	MONAGHAN, Alyssa	* 8-8	7-7	0-0	0	1	1	1	23	5	3	0	0	0	28	
30	VEILLEUX, Sarah	* 6-7	2-3	0-0	2	4	6	1	14	5	0	0	1	29		
33	FRANKLYN, Adashia	* 5-10	0-0	4-8	5	10	15	3	14	2	3	0	0	0	25	
34	Fioravanti, Amanda	* 3-7	0-0	2-3	0	3	3	4	8	4	3	2	0	24		
01	FISHER, Whisper	1-2	0-0	0-0	1	1	2	2	2	2	0	1	0	0	11	
02	ROIG, Lula	0-1	0-0	1-4	0	2	2	4	1	4	1	0	0	0	13	
11	MARZ, Avery	1-3	1-3	0-0	0	2	2	1	3	0	1	0	0	0	12	
13	SHEEHAN, Mary	2-5	0-1	0-0	3	1	4	1	4	1	0	0	0	0	10	
32	WOODS, Chelsea	1-2	0-0	1-2	0	2	2	5	3	0	1	0	1	0	10	
35	CLAY, Michala	0-1	0-0	0-0	0	0	0	2	0	0	1	0	0	0	5	
40	BELVEDERE, Candace	1-3	0-0	0-0	0	0	0	1	2	1	0	0	0	0	5	
Team					0	1	1									
Totals		35-57	15-20	8-17	11	27	38	28	93	26	15	3	2	200		
1st - FG %:		7-13 53.8%	2nd: 12-15 80.0%	3rd: 8-12 66.7%	4th: 8-17 47.1%	Game: 35-57 61.4%		15-20 75.0%		8-17 47.1%		Deadball Rebounds				
3FG %:		4-6 66.7%	6-6 100.0%	2-3 66.7%	1-2 50.0%											
FT %:		1-4 25.0%	0-0 0.0%	6-11 54.5%												

Niagara 69 • 0-2

#	Player	Total			3-Ptr			Rebounds			PF	TP	A	TO	Bk	Stl	Min
		FG	FGA	FG-FGA	FT	FTA	Off	Def	Tot								
10	Jamie Sherburne	*	2-7	0-3	2-2		0	1	1	1	6	2	2	0	1	29	
11	Kharysma Bryant	*	1-3	0-0	0-0		1	1	2	1	2	0	1	0	0	17	
21	Maggie McIntyre	*	1-1	0-0	2-2		0	1	1	0	4	2	0	0	1	22	
22	Victoria Rampado	*	4-14	0-2	5-6		2	1	3	3	13	1	1	0	2	31	
44	Kaylee Stroemple	*	6-14	1-1	4-5		1	3	4	3	17	1	1	0	2	29	
04	Jai Moore		2-5	0-0	6-6		0	0	0	3	10	0	0	0	0	13	
05	Claire Wanzer		0-2	0-2	0-0		0	0	0	1	0	0	0	0	0	10	
12	Emerald Ekipiteta		0-0	0-0	3-4		2	0	2	1	3	0	1	0	0	9	
15	Adila Gathers		0-0	0-0	0-0		0	1	1	3	0	0	1	0	0	6	
24	Morgan Baughman		0-2	0-2	1-2		0	0	0	0	1	0	0	0	0	5	
32	Diona Johnson		3-6	2-4	4-4		0	1	1	2	12	0	2	0	0	21	
33	Dagny Davidsdottir		0-0	0-0	1-2		0	3	3	2	1	0	0	1	0	8	
	Team						3	2	5								
Totals			19-54	3-14	28-33		9	14	23	20	69	6	9	1	6	200	
1st - FG %:		5-16	31.3%	2nd: 6-16	37.5%	3rd: 4-13	30.8%	4th: 4-9	44.4%	Game: 19-54		35.2%	Deadball Rebounds				
3FG %:		0-2	0.0%	2-5	40.0%	0-2	0.0%	1-5	20.0%	20-33		60.6%	20-33 84.8%				
FT %:		2-2	100.0%	6-7	85.7%	7-9	77.8%	13-15	86.7%								

Officials: Jeffrey Smith, Teresa Stuck, Natasha Camy
Technical fouls: Saint Joseph's-None. Niagara-None.
Attendance: 463

Score by periods	1st	2nd	3rd	4th	Total
Saint Joseph's	19	30	24	20	93
Niagara	12	20	15	22	69

Game 2 • November 15, 2017 • Sojka Pavilion Saint Joseph's - 77, Bucknell - 53

Behind a strong second half performance, Saint Joseph's snapped Bucknell's 29-game home win streak with a 77-53 victory.

Led by 10 of **Chelsea Woods'** game-high 21 points, the Hawks outscored the Bison 43-23 in the second half after leading by four at halftime.

Ahead 34-30 at intermission, Saint Joseph's held Bucknell to just 25 percent shooting (4-of-16) in the third quarter and used a 15-9 scoring advantage to open a 49-39 advantage.

Up by 10, the Hawks' lead would shrink to no less than eight as they closed out the game going 11-of-17 from the field (64.7 percent) in the fourth quarter to improve to 2-0 on the season.

For the game, SJU shot 47.7 percent from the floor (31-of-65), hit 4-of-8 from three-point range and shot 68.8 percent from the foul line (11-of-16).

Saint Joseph's 77 • 2-0

#	Player	Total FG-FGA	3-Ptr FG-FGA	FT-FTA	Rebounds			PF	TP	A	TO	Bk	Stl	Min
#	Player	f	g	g	Off	Def	Tot							
33	FRANKLYN, Adashia	5-10	0-0	2-2	4	3	7	3	12	1	3	0	1	23
34	Fioravanti, Amanda	6-17	0-0	1-4	1	7	8	4	13	3	2	2	1	23
12	MONAGHAN, Alyssa	4-5	2-3	0-0	1	7	8	2	10	6	1	0	2	31
30	VEILLEUX, Sarah	4-8	2-3	0-0	1	4	5	1	10	3	0	1	0	33
32	WOODS, Chelsea	7-15	0-0	7-8	0	9	9	3	21	1	2	0	1	33
01	FISHER, Whisper	3-3	0-0	0-0	0	1	1	3	6	2	1	1	0	15
02	ROIG, Lula	0-2	0-0	0-0	0	0	0	0	0	2	0	0	0	11
04	BAISDEN, Kristalyn	0-3	0-2	1-2	0	1	1	2	1	2	0	0	3	26
11	MARZ, Avery	0-0	0-0	0-0	0	0	0	0	0	0	0	0	0	2
13	SHEEHAN, Mary	0-0	0-0	0-0	0	0	0	0	0	0	0	0	0	1
35	CLAY, Michala	1-1	0-0	0-0	0	0	0	0	2	0	0	0	0	1
40	BELVEDERE, Candace	1-1	0-0	0-0	0	0	0	1	2	0	0	0	0	1
Team					2	1	3							
Totals		31-65	4-8	11-16	9	33	42	19	77	20	11	4	8	200
1st - FG %:		6-18 33.3%	2nd: 8-16 50.0%	3rd: 6-14 42.9%	4th: 11-17 64.7%	Game: 31-65 47.7%			Deadball Rebounds			4,2		
3FG %:		0-1 0.0%	1-3 33.3%	1-1 100.0%	2-3 66.7%	4-8 50.0%								
FT %:		2-4 50.0%	2-4 50.0%	2-4 50.0%	4-4 100.0%	11-16 68.8%								

Bucknell 53 • 2-1

#	Player	Total	3-Ptr	Rebounds			PF	TP	A	TO	Bk	Stl	Min
		FG-FGA	FG-FGA	FT-FTA	Off	Def	Tot						
32	Romaine, Catherine	f 2-9	0-0	1-4	3	4	7	2	5	3	5	1	31
50	Slagous, Kaitlyn	f 4-11	1-5	2-2	1	8	9	2	11	1	2	0	32
02	English, Kyi	g 2-7	0-1	2-2	1	3	4	0	6	2	6	0	32
20	Walker, Kate	g 6-15	4-6	0-0	0	1	1	2	16	0	2	0	29
25	Kapp, Abby	g 1-7	0-4	2-2	1	0	1	3	4	0	1	0	21
04	Hayes, Gia	g 0-2	0-0	0-0	0	1	1	1	0	1	0	0	13
13	Dumiak, Rachel	1-2	0-1	0-0	0	0	0	0	2	0	0	0	4
22	Mikkelsen, Maegan	1-2	0-0	1-1	3	4	7	2	3	0	1	0	13
24	Ceppi, Autumn	0-1	0-0	2-2	0	1	1	0	2	0	0	1	4
40	Mack, Ellie	2-6	0-2	0-0	0	0	0	1	4	2	1	0	21
Team					1	2	3						
Totals		19-62	5-19	10-13	10	24	34	13	53	9	18	2	1 200
1st - FG %:		5-15 33.3%	2nd: 5-13 38.5%	3rd: 4-16 25.0%	4th: 5-18 27.8%	Game: 19-62 30.6%		10-13 76.9%		Deadball Rebounds			
3FG %:		1-4 25.0%	3-5 60.0%	0-3 0.0%	1-7 14.3%	5-19 26.3%							
FT %:		2-3 66.7%	4-4 100.0%	1-3 33.3%	3-3 100.0%								

Officials: Michael Henderson, Donald Cumiskey, Hilary Harwell
Technical fouls: Saint Joseph's-None. Bucknell-None.
Attendance: 704

Score by periods	1st	2nd	3rd	4th	Total
Saint Joseph's	15	19	15	28	77
Bucknell	13	17	9	14	53

1st FG - SJU 4th-00:18, BUCKNELL 4th-00:01.
Largest lead - SJU by 27 4th-00:18, BUCKNELL by 1 1st-09:11.
SJU led for 37:01, BUCKNELL led for 02:39. Game was tied for 00:20.

Points	In	Off	2nd	Fast	Bench
SJU	36	18	12	4	11
BUCKNE	28	5	4	0	11

Score tied - 3 times.
Lead changed - 8 times.

2017-18 SAINT JOSEPH'S BASKETBALL • 8

Game 3 • November 19, 2017 • Convocation Center Saint Joseph's - 73, James Madison - 66

Saint Joseph's improved to 3-0 to start the season for the first time since 2010-11 as the Hawks topped James Madison.

James Madison opened the game scoring on its first two possessions, but the Hawks quickly battled back. Down 4-0, Saint Joseph's used a 13-2 run to open a seven-point advantage on a layup by **Amanda Fioravanti** at 4:44.

The Dukes strung together a 9-2 run of their own to tie the game at 15, but a pair of free throws by **Kristalyn Baisden** and a layup by **Adashia Franklyn** pushed SJU back ahead, 19-15.

Up four to start the second half, Saint Joseph's saw its lead erased just over three minutes in as a three-pointer by Hailee Barron gave JMU a 44-43 advantage.

Fighting back to a 48-48 tie, the Hawks closed the third quarter on a 7-2 run to take a 55-50 lead.

A three-pointer by Kamiah Smalls brought the Dukes to within three, 57-54, with 8:36 to play, but that would be as close as Saint Joseph's would allow James Madison to get as **Chelsea Woods** capped a quick 5-0 run to push her team ahead 62-54.

The Hawks pushed their lead to as many as 12 in the final minutes as they improved to 2-3 all-time versus James Madison.

Game 4 • November 25, 2017 • Hagan Arena Saint Joseph's - 80, Eastern Illinois - 62

Saint Joseph's downed Eastern Illinois, 80-62, to advance to the title game of the 24th Annual Hawk Classic.

Opening the home portion of its schedule, SJU pulled ahead of the Panthers toward the end of the first quarter after a tight opening six minutes. Woods converted a three-point play with 2:40 to go in the period to cap a 10-2 run and give the Hawks a 19-11 advantage.

Up 46-28 to start the third quarter, Saint Joseph's saw its lead to four less than four minutes into the period. Hitting 5-of-9 from the field, including three three-pointers, Eastern Illinois cut its deficit to 46-42 on a jumper by Jennifer Nehls at 6:02.

Sparked by a **Chelsea Woods** layup off a turnover, the Hawks countered with a 10-0 run that pushed their lead to 56-42 on a pair of Woods free throws at 2:18.

Saint Joseph's allowed Eastern Illinois to get no closer than nine points in the fourth quarter as the it picked up its fourth win of the season and advanced to the title game of the Hawk Classic for the 23rd time.

Saint Joseph's 73 • 3-0

#	Player	Total		3-Ptr		Rebounds			PF	TP	A	T	Bk	Stl	Min
		FG	FGA	FG	FGA	Off	Def	Tot							
33	FRANKLYN, Adashia	f	4-8	0-0	0-2	2	0	2	2	8	3	1	0	0	30
34	FIORAVANTI, Amanda	f	4-8	0-0	0-0	1	3	4	2	8	4	5	1	0	31
12	MONAGHAN, Alyssa	g	2-8	1-5	0-0	0	7	7	1	5	7	0	0	1	36
30	VEILLEUX, Sarah	g	9-11	5-6	2-3	0	5	5	4	25	1	2	1	0	36
32	WOODS, Chelsea	g	7-16	0-0	9-12	1	5	6	3	23	2	2	0	2	34
01	FISHER, Whisper	g	0-0	0-0	0-0	1	0	1	1	0	0	1	0	1	4
02	ROIG, Lula	g	1-1	0-0	0-0	0	0	0	2	0	0	2	0	1	4
04	BAISDEN, Kristalyn	g	0-1	0-0	2-4	1	2	3	3	2	0	0	0	0	25
Team						3	3	6							
Totals			27-53		13-21	9	25	34	18	73	17	14	2	5	200
1st - FG %:		6-16	37.5%	2nd: 9-12	75.0%	3rd: 7-16	43.8%	4th: 5-9	55.6%	Game: 27-53	50.9%	Deadball			
3FG %:		2-5	40.0%	2-2	100.0%	1-2	50.0%	1-2	50.0%	Game: 6-11	54.5%	Rebounds			
FT %:		9-10	90.0%	0-0	0.0%	1-1	100.0%	7-10	70.0%	Game: 13-21	61.9%	5,2			

JMU 66 • 1-3

#	Player	Total		3-Ptr		Rebounds			PF	TP	A	T	Bk	Stl	Min
		FG	FGA	FG	FGA	Off	Def	Tot							
04	Butler, Tasia	f	3-5	0-0	1-1	3	5	8	1	7	1	2	0	2	23
42	Merritt, Devon	f	4-6	0-0	1-1	1	1	2	3	9	0	2	1	2	23
03	Smalls, Kamiah	g	8-21	1-3	5-5	3	6	9	4	22	3	3	0	2	35
14	Barron, Hailee	g	2-6	1-4	0-0	1	2	3	2	5	0	3	0	0	37
15	Barrier, Lexie	g	2-15	0-4	3-6	2	1	3	3	7	2	1	0	0	26
01	Harris, Tori	g	0-0	0-0	0-0	0	0	0	3	0	0	0	0	0	3
05	Bellerand, Breyenne	g	0-0	0-0	0-0	0	1	1	0	0	0	0	0	0	4
10	Young, Aneah	g	1-4	0-0	0-0	1	0	1	2	2	0	0	0	0	14
31	CooperWilliams,Kayla	g	2-6	0-0	3-5	5	2	7	3	7	0	0	0	0	25
33	Koshuta, Kelly	g	3-5	0-0	1-1	0	1	1	1	7	0	1	0	0	10
Team						3	1	4							
Totals			25-68		2-11	14	19	33	22	66	6	12	1	6	200
1st - FG %:		7-17	41.2%	2nd: 8-18	44.4%	3rd: 5-13	38.5%	4th: 5-20	25.0%	Game: 25-68	36.8%	Deadball			
3FG %:		0-1	0.0%	0-1	0.0%	1-2	50.0%	1-7	14.3%	Game: 2-11	18.2%	Rebounds			
FT %:		4-4	100.0%	4-6	66.7%	5-8	62.5%	14-19	73.7%	Game: 14-19	73.7%	2			

Officials: Kevin Sparrock, Shawn Goode, Angel Stanton
Technical fouls: Saint Joseph's-None, JMU-None.
Attendance: 1850

Score by periods	1st	2nd	3rd	4th	Total
Saint Joseph's	19	20	16	18	73
JMU	15	20	15	16	66

Last FG - SJU 4th-02:20, JMU 4th-00:19.
Largest lead - SJU by 12 4th-01:13, JMU by 4 1st-08:41.
SJU led for 33:50, JMU led for 03:26, Game was tied for 02:39.

Score tied - 3 times.
Lead changed - 3 times.

Eastern Illinois 62 • 1-3

#	Player	Total		3-Ptr		Rebounds			PF	TP	A	T	Bk	Stl	Min
		FG	FGA	FG	FGA	Off	Def	Tot							
14	McRAE, Grace	f	4-8	0-1	1-1	0	2	2	2	9	0	3	0	1	26
32	NEHLS, Jennifer	f	6-15	0-2	1-1	2	4	6	3	13	1	6	1	2	26
05	LENNIX, Grace	g	1-9	0-0	2-2	0	2	2	0	4	4	2	0	2	33
12	TELLEZ, Carmen	g	2-3	2-3	0-0	0	0	0	3	6	1	1	0	1	23
20	BERRY, Danielle	g	3-5	2-3	0-0	0	1	1	4	8	1	0	0	0	25
11	PACE, Karle	g	2-4	1-2	0-0	0	0	0	0	5	1	0	0	0	7
15	STEELE, Taylor	g	1-5	1-1	0-0	2	0	2	3	3	1	0	0	1	22
21	STULL, Halle	g	2-2	2-2	2-2	0	2	2	2	8	0	3	0	0	17
22	MAROV, Lana	g	0-1	0-1	0-0	0	0	0	2	0	0	0	0	0	5
31	SMITH, Jalisha	g	2-9	0-0	2-4	4	2	6	2	6	0	1	0	1	16
Team						2	2	4							
Totals			23-61		8-15	10	15	25	21	62	9	16	1	8	200
1st - FG %:		5-13	38.5%	2nd: 6-16	37.5%	3rd: 7-17	41.2%	4th: 5-15	33.3%	Game: 23-61	37.7%	Deadball			
3FG %:		1-2	50.0%	1-4	25.0%	4-5	80.0%	2-4	50.0%	Game: 8-15	53.3%	Rebounds			
FT %:		2-2	100.0%	2-3	66.7%	1-1	100.0%	3-4	75.0%	Game: 8-10	80.0%	3			

Saint Joseph's 80 • 4-0

#	Player	Total		3-Ptr		Rebounds			PF	TP	A	TO	Bk	Stl	Min
		FG	FGA	FG	FGA	Off	Def	Tot							
32	WOODS, Chelsea	f	8-15	0-0	4-5	5	6	11	1	20	5	3	0	2	34
33	FRANKLYN, Adashia	f	6-9	0-0	3-6	6	3	9	0	15	0	3	1	0	32
34	FIORAVANTI, Amanda	f	2-6	0-0	2-5	2	3	5	6	2	3	0	0	0	13
12	MONAGHAN, Alyssa	g	3-7	0-1	0-0	0	4	4	0	6	3	3	0	4	32
30	VEILLEUX, Sarah	g	9-13	2-5	2-2	0	2	2	22	3	1	1	4	31	
01	FISHER, Whisper	g	0-2	0-0	0-0	1	0	1	0	0	0	0	0	1	5
02	ROIG, Lula	g	1-1	0-0	3-5	0	0	0	1	5	0	2	0	0	9
13	MARZ, Avery	g	0-1	0-0	0-0	0	1	1	1	0	1	1	0	1	8
13	SHEEHAN, Mary	g	1-3	0-0	0-0	1	0	1	2	2	0	0	1	0	5
31	GARNER, Jaryn	g	1-1	0-0	0-0	0	2	2	0	2	0	0	1	0	19
35	CLAY, Michala	g	1-2	0-0	0-0	1	1	2	2	2	1	2	0	1	10
40	BELEVDERE, Candace	g	0-0	0-0	0-0	0	1	1	0	0	1	0	0	0	2
Team						1	2	3				1			
Totals			32-60		2-6	14	23	42	14	80	16	19	4	13	200

Officials: Ben Smith, Heather Browne, Ryan Nunes
Technical fouls: Eastern Illinois-None, Saint Joseph's-None.
Attendance: 877

Score by periods	1st	2nd	3rd	4th	Total
Eastern Illinois	13	15	19	15	62
Saint Joseph's	21	25	12	22	80

Last FG - EU 4th-01:01, SJU 4th-00:43.
Largest lead - EU None, SJU by 21 4th-05:14.
EU led for 00:00, SJU led for 39:25, Game was tied for 00:34.

Points	In	Off	2nd	Fast	Bench
EU	24	19	13	5	22
SJU	50	17	15	18	11

Score tied - 1 time.
Lead changed - 0 times.

2017-18 SAINT JOSEPH'S BASKETBALL • 9

Game 5 • November 26, 2017 • Hagan Arena Saint Joseph's - 87, Saint Peter's - 58

Saint Joseph's improved to 3-0 to start the season for the first time since 2010-11 as the Hawks topped James Madison.

Backed by a balanced offensive attack that saw five Hawks finish in double figures, Saint Joseph's downed Saint Peter's, 87-58, to win the 24th Annual Hawk Classic.

Behind 16 points and six rebounds from Hawk Classic MVP **Sarah Veilleux**, Saint Joseph's captured its 11th Hawk Classic title in program history.

Playing just its second home game of the year, Saint Joseph's led wire to wire as it held the Peacocks at a distance for most of the game.

Opening a double-digit lead midway through the first quarter, the Hawks saw their advantage slowly chipped away as Saint Peter's came within three, 30-27, on a three-pointer by Brianna Tarabocchia at 6:16 of the second quarter.

After trading baskets, Saint Joseph's closed out the period on a 19-3 run as a pair of Veilleux free throws pushed her team ahead 51-32 at the break.

Saint Peter's would get no closer than 17 points in the second half as the Hawks moved to 5-0 for the first time since the 2005-06 season.

Saint Peter's 58 • 3-3

#	Player	Total		3-Ptr		Rebounds			PF	TP	A	TO	Bk	Stl	Min
		FG-FGA	FT-FTA	FG-FGA	FT-FTA	Off	Def	Total							
24	Martin, Da'jah	1	1-4	0-0	0-0	1	3	4	3	2	1	2	0	0	17
42	Bethwa, Savannah	1	2-4	1-1	0-2	2	6	8	3	5	1	0	0	1	24
19	Lochner, Sammy	3	1-6	0-3	1-1	0	0	0	0	3	0	3	0	1	20
16	Hughes, Talan	3	1-6	0-0	1-2	0	1	1	3	3	2	1	1	2	17
23	Veilleux, Sarah	3	5-6	3-3	0-0	0	1	1	1	13	0	1	1	1	27
00	Spencer, Breana	1	1-1	0-0	0-0	1	0	1	0	2	0	0	0	0	4
01	Magazine, Davyon	1	3-8	2-6	0-0	0	0	0	1	8	1	2	0	1	16
02	Maguire, Anna	1	1-5	0-1	0-0	0	1	1	1	2	1	0	0	1	8
03	Featherston, Precious	1	2-2	0-0	0-0	1	0	1	1	4	0	1	1	0	7
11	Dalozzo, Haley	1	0-0	0-0	0-0	0	4	4	1	0	1	4	0	2	9
20	Pero, Zoe	1	0-4	0-1	0-0	1	0	1	2	0	4	0	0	1	13
21	Moe, Samantha	1	0-1	0-0	0-0	0	0	0	1	0	0	1	0	0	6
25	Tarabocchia, Brianna	1	3-5	2-4	4-5	0	3	3	0	12	2	1	0	1	19
33	Howell, Ashlee	1	1-6	0-0	2-2	2	0	2	0	4	0	1	0	0	13
Team						0	0	0							
Totals			21-58	8-19	8-12	8	19	27	17	58	13	18	3	11	200

FG % 1st Ha	57%	2nd	50%	3rd	40%	4th	50%	Avg	25.5%	50%	Deaaba
3FG % 1st Ha	4%	2nd	15%	3rd	0%	4th	0%	Avg	8.1%	40%	Rebounds
FT % 1st Ha	20%	2nd	100%	3rd	0%	4th	100%	Avg	8.2%	66.7%	5

Saint Joseph's 87 • 5-0

#	Player	Total		3-Ptr		Rebounds			PF	TP	A	TO	Bk	Stl	Min
		FG-FGA	FT-FTA	FG-FGA	FT-FTA	Off	Def	Total							
32	WOODS, Chelsea	1	4-12	0-0	4-4	3	5	8	1	12	4	1	0	1	24
33	FRANKLYN, Adashia	1	5-7	0-0	0-0	5	0	5	3	10	1	2	0	0	19
34	FIOHAVANTII, Amanda	1	4-8	0-0	2-5	3	5	8	1	10	1	3	1	0	27
12	MONAGHAN, Alyssa	3	7-13	4-9	0-0	0	2	2	1	18	5	0	1	2	26
30	VEILLEUX, Sarah	3	5-9	1-2	5-5	1	5	6	0	16	2	1	0	2	28
01	FISHER, Whisper	1	1-3	0-0	0-0	1	2	3	0	2	0	1	0	1	11
02	ROIG, Lulu	1	1-2	0-0	3-8	3	2	5	0	5	1	3	0	3	14
64	BAISDEN, Kristalyn	1	1-3	1-3	0-0	0	1	1	0	3	1	1	0	1	15
11	MARZ, Avery	1	3-3	1-1	1-1	0	1	1	0	8	1	1	0	0	8
13	SHEEHAN, Mary	1	0-1	0-0	0-0	0	0	0	1	0	0	0	0	0	5
31	GAHNER, Jaryn	1	0-2	0-0	0-0	0	2	2	0	0	0	0	0	0	6
35	CLAY, M'chala	1	0-0	0-0	1-2	0	0	0	2	1	0	1	0	1	10
40	BLVDLER, Candace	1	1-1	0-0	0-0	0	0	0	0	2	0	0	0	0	7
Team						1	4	5							
Totals			32-66	7-15	16-25	17	29	46	11	87	16	14	2	11	200

FG % 1st Ha	50%	2nd	40%	3rd	40%	4th	50%	Avg	25.5%	50%	Deaaba
3FG % 1st Ha	0%	2nd	10%	3rd	0%	4th	0%	Avg	7.0%	40%	Rebounds
FT % 1st Ha	0%	2nd	100%	3rd	0%	4th	100%	Avg	8.2%	66.7%	5

Officials: Bryan Esterline, Jaryn Harwell, Michael DeCouto
Technical fouls: Saint Peter's-None, Saint Joseph's-None
Attendance: 732

Score by periods	1st	2nd	3rd	4th	Total
Saint Peter's	18	14	11	15	58
Saint Joseph's	24	27	16	20	87

Points	1st	2nd	3rd	4th	Total
SPJW	18	14	11	15	58
SJJD	24	27	16	20	87

Last FG - SPJW 4th-01:42, SJJD 4th-00:47
Largest lead - SPJW None, SJJD by 29 1st-00:47
SPJW led for 30:00, SJJD led for 30:33. Game was tied for 20:20

Score tied - 0 times
Lead changed - 0 times

Game 6 • November 29, 2017 • McGonigle Hall Arena Temple - 69, Saint Joseph's - 66

Saint Joseph's had its five-game unbeaten streak snapped as Temple held off the Hawks for a 69-66 victory at McGonigle Hall.

In typical Big 5 fashion, the contest came down to the final moments as Saint Joseph's rallied from down six with six minutes to play to take a 66-65 lead on a layup by **Chelsea Woods** with 19.5 seconds to play.

Out of their last timeout, the Owls answered back as Tanaya Atkinson's driving layup made it 67-66 at with 16.3 seconds to go.

Temple would cause a SJU turnover and get the ball back with 10 seconds remaining. Off an in-bounds play, Deja Reynolds drew a foul after she was tied up in the corner, but was ruled to have been held after a discussion by the referees.

Reynolds connected on both free throws, and a game-tying three pointer by the Hawks at the buzzer was off the mark.

Saint Joseph's 66 • 5-1

#	Player	Total		3-Ptr		Rebounds			PF	TP	A	TO	Bk	Stl	Min
		FG-FGA	FT-FTA	FG-FGA	FT-FTA	Off	Def	Total							
33	FRANKLYN, Adashia	1	5-14	0-0	2-9	4	4	8	3	12	1	1	1	0	36
34	FIOHAVANTII, Amanda	1	7-13	0-0	8-11	3	6	9	3	22	3	2	2	0	38
12	MONAGHAN, Alyssa	3	2-8	1-4	3-4	0	5	5	4	8	1	3	0	1	38
30	VEILLEUX, Sarah	3	5-8	0-2	2-2	1	1	2	4	12	3	1	0	1	34
32	WOODS, Chelsea	3	2-7	0-0	4-4	3	8	11	4	8	1	2	0	0	27
01	FISHER, Whisper	3	0-0	0-0	0-0	0	0	0	0	0	0	0	0	0	1
02	ROIG, Lulu	1	1-2	0-0	0-1	0	0	0	0	2	0	0	0	1	2
64	BAISDEN, Kristalyn	1	1-5	0-4	0-0	0	0	0	2	2	0	2	0	2	15
31	GARNER, Jaryn	1	0-2	0-0	0-0	0	1	1	1	0	0	0	1	0	9
Team						1	3	4							
Totals			23-59	1-10	19-31	12	28	40	21	66	9	11	4	5	200

FG % 1st Ha	11.3%	35.5%	2nd ha	12.28	42.9%	Game	23.59	39.0%	Deaaba
3FG % 1st Ha	0.0%	0.0%	2nd ha	1-6	16.7%	Game	1-10	10.0%	Rebounds
FT % 1st Ha	8.3%	72.7%	2nd ha	11-20	55.0%	Game	19-31	61.3%	5

Temple 69 • 5-2

#	Player	Total		3-Ptr		Rebounds			PF	TP	A	TO	Bk	Stl	Min
		FG-FGA	FT-FTA	FG-FGA	FT-FTA	Off	Def	Total							
25	DAVIS, Mia	1	6-12	0-0	3-4	8	5	13	4	15	1	2	0	1	29
02	PERRY, Breanna	3	1-4	0-1	0-0	1	0	1	4	2	2	2	0	0	15
12	MAYO, Emari	3	1-11	0-3	2-2	0	4	4	3	4	2	0	0	0	38
21	BERGER, Khadijah	3	0-3	0-2	0-0	1	0	1	1	0	0	0	0	0	15
22	ATKINSON, Tanaya	3	8-20	0-1	8-12	2	11	13	4	24	1	3	0	0	37
03	OLIVER, Desiree	3	3-9	0-1	1-1	0	4	4	2	7	1	2	0	1	18
04	JONES, Mykia	1	1-1	1-1	0-0	0	0	0	0	3	1	1	0	1	5
11	ATKINSON, Shanner	1	0-1	0-0	0-0	1	1	2	2	0	0	0	0	1	11
23	HEYNOLDS, Deja	1	4-5	1-1	3-5	1	3	4	2	12	2	4	1	1	26
24	TAYLOR, Shantay	1	0-0	0-0	2-2	1	1	2	1	2	0	1	0	0	6
Team						4	2	6							
Totals			24-66	2-10	19-26	19	31	50	23	69	10	15	2	4	200

FG % 1st Ha	12.36	37.1%	2nd ha	11.31	35.5%	Game	24.66	36.4%	Deaaba
3FG % 1st Ha	0.5	0.0%	2nd ha	2-5	40.0%	Game	2-10	20.0%	Rebounds
FT % 1st Ha	4.7	57.1%	2nd ha	15-19	78.9%	Game	19-26	73.1%	2

Score by periods	1st	2nd	3rd	4th	Total
Saint Joseph's	16	14	18	18	66
Temple	9	21	20	19	69

2017-18 SAINT JOSEPH'S BASKETBALL • 10

Game 7 • December 3, 2017 • Jake Nevin Field House #25/24 Villanova - 79, Saint Joseph's - 44

Saint Joseph's was held to just 29.6 percent shooting as the Hawks fell at #25/24 Villanova, 79-44.

Leading from the tip, the Wildcats jumped out to a 20-6 lead after the first quarter and never looked back. Shooting 55.4 percent from the field (31-of-56) on the day, Villanova pushed its lead to 39-14 by halftime and allowed Saint Joseph's to get no closer than that over the final 20 minutes.

Game 8 • December 5, 2017 • SECU Arena Towson - 90, Saint Joseph's - 66

The Hawks got a team-high 19 points from **Sarah Veilleux**, but dropped their third straight to fall to 5-3 on the season with a 90-66 lost at Towson.

After a back-and-forth opening eight minutes, the Tigers (3-4) began to pull away from the Hawks. Up 17-13, Towson strung together a 15-4 run into the second quarter to take a 32-17 advantage on a jumper by Etalyia Vogt at 7:35.

A three-pointer by **Kristalyn Baisden** brought Saint Joseph's to within 12, 34-22, but the Tigers closed out the period on a 10-6 run to push their lead to 44-28 by halftime.

In the third quarter, the Hawks twice battled back to cut their deficit to 12. However, Towson responded each time and allowed SJU to get no closer than 15 points in the final period.

Saint Joseph's 44 • 5-2, 0-2 Big 5

#	Player	Total		3-Ptr		Rebounds				PF	TP	A	TO	Bk	Stl	Min
		FG-FGA	FG-FGA	FT-FTA	Off	Def	Total									
32	WOODS, Chelsea	1	3-9	0-0	3-3	4	2	6	2	9	2	2	0	0	0	26
33	FRANKLYN, Adashia	1	4-8	0-0	2-2	2	2	4	2	10	0	2	2	0	0	26
34	FRANKLYN, Amanda	1	3-9	0-0	2-2	1	1	2	2	8	2	3	0	0	0	21
12	MONAGHAN, Alyssa	3	1-7	0-5	2-3	0	2	2	0	4	1	2	0	0	0	33
30	VEILLEUX, Sarah	3	3-5	0-0	0-0	0	2	2	3	6	1	1	0	1	0	29
01	FISHER, Whisper	0	0-0	0-0	0-0	1	0	1	0	0	0	0	0	0	0	1
02	ROIG, Lila	0	1-4	0-0	3-5	0	3	3	1	5	3	1	0	0	0	14
04	BAIDEN, Kristalyn	0	0-0	0-0	0-0	0	0	0	1	0	1	0	0	0	0	12
11	MARZ, Avery	0	0-0	0-0	0-0	1	1	0	0	0	0	1	0	0	0	5
13	SHFFHAN, Mary	0	0-5	0-0	0-0	1	1	2	0	0	0	0	0	0	0	7
31	GARNER, Jaryn	0	0-5	0-0	0-0	1	1	2	0	1	1	0	0	0	0	18
35	CLAY, Michala	0	1-2	0-0	0-0	1	0	1	0	2	0	1	0	0	0	6
40	BELVEDERE, Candace	0	0-0	0-0	0-0	0	0	0	0	0	0	0	0	0	0	2
Team			16-54		0-5		12-15		3	0	3					200
Totals			16-54		0-5		12-15		3	0	3					200
FG % 1st Ha		6-25	24.0%	2nd ha	10-29	34.5%	Game	16-54	29.6%	Deadball		Rebounds		2		
3FG % 1st Ha		0-3	0.0%	2nd ha	0-2	0.0%	Game	0-5	0.0%	Deadball		Rebounds		3		
FT % 1st Ha		2-2	100.0%	2nd ha	10-13	76.9%	Game	12-15	80.0%	Deadball		Rebounds		3		

Villanova 79 • 7-0, 1-0 Big 5

#	Player		Total		3-Ptr		Rebounds							PF	TP	A	TO	Bk	Stl	Min
			FG-FGA	FG-FGA	FT-FTA	Off	Def	Total												
21	TUCKER, Jannah	1	5-10	3-7	0-0	1	2	3	1	13	4	0	1	0	0	0	30			
12	QUINN, Megan	0	1-2	0-0	0-0	0	4	4	4	2	3	0	0	0	2	2	21			
02	LOUIN, Alex	0	2-4	0-1	4-4	0	2	2	2	8	1	1	0	1	0	0	28			
25	JFKOT, Kelly	3	11-17	2-6	3-3	1	4	5	0	27	6	1	2	1	0	0	31			
31	HAHN, Adanna	3	0-1	0-0	0-0	0	4	4	2	0	3	0	0	0	0	0	29			
00	ONKEN, Cameron	0	0-1	0-0	0-0	2	1	3	0	0	0	2	0	0	0	0	6			
01	HLRLIHY, Bridget	0	2-6	0-1	1-1	1	1	2	0	5	0	2	0	0	0	0	10			
03	LANGE, Grace	0	0-0	0-0	0-0	0	1	1	0	0	0	0	0	0	0	0	1			
10	JAMES, Raven	0	1-2	0-0	0-0	0	0	0	2	2	0	0	0	0	0	0	4			
14	HERLIHY, Branna	0	0-0	0-0	0-0	0	2	2	0	0	0	0	0	0	0	0	6			
30	GEDAKA, Mary	0	7-10	0-0	2-3	3	2	5	2	16	0	2	3	1	0	0	19			
45	STANT, Grace	0	2-3	2-3	0-0	0	0	0	1	6	1	1	0	0	0	0	15			
Team							2	2	4											
Totals			31-56	7-19	10-11	10	25	35	14	79	18	11	6	7	200					
FG % 1st Ha			17-27	63.0%	2nd ha	14-29	48.3%	Game	31-56	55.4%	Deadball									
3FG % 1st Ha			3-8	37.5%	2nd ha	4-11	36.4%	Game	7-19	36.8%	Rebounds									
FT % 1st Ha			2-2	100.0%	2nd ha	8-9	88.9%	Game	10-11	90.9%	Deadball									

Officials: Kathy Lynch, Shannon Fleck, Gora dino Smith
Technical fouls: Saint Joseph's:None Villanova:None
Attendance: 1519

Score by periods	1st	2nd	3rd	4th	Total
Saint Joseph's	6	8	17	13	44
Villanova	20	19	22	18	79

Saint Joseph's 66 • 5-3

#	Player		Total		3-Ptr		Rebounds										PF	TP	A	TO	Bk	Stl	Min
			FG	FGA	FG	FGA	FT	FTA	Off	Def	Total												
33	FRANKLYN, Adashia	1	3-7	0-0	1-4	3	4	7	3	7	1	2	1	0	0	26							
34	FIOHAVANTI, Amanda	1	1-9	0-0	0-0	1	1	2	5	2	4	2	1	1	0	28							
04	BAIDEN, Kristalyn	3	1-4	1-3	0-0	1	0	1	5	3	1	2	0	0	0	22							
12	MONAGHAN, Alyssa	3	4-14	3-8	0-0	2	4	6	1	11	3	1	1	2	0	37							
30	VEILLEUX, Sarah	3	7-12	2-4	3-3	1	4	5	4	19	1	1	0	0	0	38							
01	FISHER, Whisper	0	0-0	0-0	0-0	0	0	0	1	0	0	0	0	0	0	5							
02	ROIG, Lila	0	1-3	0-0	0-0	1	1	2	1	2	0	1	0	0	0	8							
11	MARZ, Avery	0	2-4	0-1	4-4	0	0	0	0	8	0	1	0	0	0	9							
31	GARNER, Jaryn	0	0-2	0-0	0-0	0	0	0	2	0	0	0	0	0	0	3							
32	WOODS, Chelsea	0	5-14	0-0	4-4	7	2	9	1	14	1	2	1	0	0	21							
35	CLAY, Michala	0	0-0	0-0	0-0	0	1	1	0	0	0	0	0	0	0	3							
Team							4	0	4														
Totals			24-69		6-16		12-15		20	17	37	24	66	11	13	4	200						
FG % 1st Ha			11-33		33.3%	2nd ha	13-35		36.1%	Game	24-69		34.8%	Deadball									
3FG % 1st Ha			4-9		44.4%	2nd ha	2-7		28.6%	Game	6-16		37.5%	Rebounds									
FT % 1st Ha			2-2		100.0%	2nd ha	10-13		76.9%	Game	12-15		80.0%	Rebounds									

Towson University 90 • 3-4

#	Player		Total		3-Ptr		Rebounds				PF	TP	A	TO	Bk	Stl	Min	
			FG-FGA	FG-FGA	FT-FTA	Off	Def	Total										
01	Mayo, Nukiya	1	4-12	0-1	5-5	4	7	11	2	13	0	0	4	0	0	33		
22	Cuevas, Mary	1	6-11	0-0	6-7	2	6	8	1	18	1	1	6	0	0	32		
00	Durjan, Danielle	3	3-8	2-4	0-0	1	2	3	1	8	0	0	1	3	0	35		
08	Davis, Kayla	3	1-2	0-1	0-0	0	1	1	1	2	0	0	0	0	0	15		
10	Bankston, Haine	3	8-15	0-1	11-12	2	2	4	3	27	1	2	1	0	0	35		
04	Holmes, Jalyrin	3	3-4	1-1	0-0	1	1	2	4	7	0	0	0	0	0	10		
13	Vogl, Etalyia	3	5-9	0-1	1-2	1	2	3	2	11	4	3	0	0	0	25		
25	Lee, Maia	1	1-1	0-0	0-0	0	2	2	1	2	0	1	0	0	0	8		
33	Thomas, Daijha	1	1-1	0-0	0-0	0	1	1	1	2	0	1	0	0	0	7		
Team							3	0	3									
Totals				32-63		3-9		23-26		14	24	38	16	90	6	8	12	200
FG % 1st Ha			20-35	57.1%	2nd ha	12-28	42.9%	Game	32-63	50.8%	Deadball		Rebounds		3			
3FG % 1st Ha			2-5	40.0%	2nd ha	1-4	25.0%	Game	3-9	33.3%	Deadball		Rebounds		3			
FT % 1st Ha			2-3	66.7%	2nd ha	21-23	91.3%	Game	23-26	88.5%	Deadball		Rebounds		3			

Officials: Susan Blauch, Timothy Greene, Kristi Mosley
Technical fouls: Saint Joseph's:None Towson University:None
Attendance: 269

Score by periods	1st	2nd	3rd	4th	Total
Saint Joseph's	15	13	23	15	66
Towson University	24	20	20	26	90

2017-18 SAINT JOSEPH'S BASKETBALL • 11

Game 9 • December 11, 2017 • Hagan Arena Penn - 57, Saint Joseph's - 50

A fourth quarter rally came up short for Saint Joseph's as Big 5 rival Penn held off the Hawks for a 57-50 victory.

Fighting back from an 11-point deficit to start the final period, Saint Joseph's closed to within a possession midway through the quarter. Behind a 9-0 run, the Hawks cut the Quaker's edge to 45-43 on a putback layup by **Adashia Franklyn** with 6:09 to play.

Penn responded to SJU's run with a 7-0 streak of its own as a layup by Michelle Nwokedi extended her team's lead to 52-43, with 2:03 left in the game.

The Hawks would get no closer than six from there as they dropped their first home game of the season.

In the first half, Saint Joseph's jumped out to an early 9-6 lead as a three-pointer by **Avery Marz** gave the Hawks a three-point cushion.

A 9-0 run by the Quakers that extended into the second quarter pushed the visitors ahead 15-9, and they'd keep Saint Joseph's at a distance until the final period as Penn pushed its lead to as many as 12 points.

Game 10 • December 17, 2017 • Hagan Arena Drexel - 65, Saint Joseph's - 58

Saint Joseph's got a combined 32 points from **Chelsea Woods** and **Alyssa Monaghan**, but fell to city rival Drexel, 65-58.

Looking to snap a four-game losing streak, the Hawks jumped out to an early 17-8 lead backed by six of Monaghan's 16 points.

The Dragons chipped away at the SJU advantage and took its first lead, 28-26, on a pair of free throws by Aubree Brown with 1:58 to go in the second quarter.

Drexel's lead would grow to five in the third quarter, while Saint Joseph's battled back to make it a two-point game, 47-45, with 7:21 to play in the fourth on a layup by **Sarah Veilleux**.

Unfortunately for the Hawks, they'd get no closer as they turned the ball over six times and went 4-of-12 from the field over the final seven minutes, while the Dragons closed the game going 12-of-14 from the foul line.

Penn 57 • 3-4, 1-1 Big 5

#	Player		Total		3-Ptr		Rebounds				PF	TP	A	TO	Bk	Stl	Min
			FG	FGA	FG-FGA	FT-FTA	Off	Def	Tot								
45	NWOKEDI, Michelle	f	6-10	1-1	1-2	0	4	4	2	14	3	1	2	4	3	37	
31	PARKER, Leah	c	6-11	0-0	3-4	2	6	8	2	15	2	3	4	2	30		
10	ROSS, Anna	g	2-5	1-2	0-0	0	1	1	2	5	5	0	0	0	38		
16	WHITLATCH, Lauren	g	1-6	0-4	0-0	0	2	2	3	2	1	1	0	0	21		
25	RUSSELL, Ashley	g	3-5	1-1	1-2	1	5	6	2	8	0	2	0	0	27		
02	KINUM, Kate		2-6	0-1	0-0	0	0	0	0	4	2	1	0	0	13		
11	GRASFLA, Kendall		0-1	0-0	0-0	0	0	0	0	0	1	1	0	0	5		
14	BRZOZOWSKI, Beth		0-2	0-1	4-6	0	0	0	2	4	0	0	0	1	15		
50	AGHAYERE, Princess		2-5	1-2	0-0	2	2	4	3	5	0	2	0	0	14		
Team						2	2	4									
Totals			22-51	4-12	9-14	7	22	29	16	57	14	11	6	7	200		
FG % 1st Ha			12-27	44.4%	2nd ha	10-24	41.7%	Game	22-51	43.1%	Deadball Rebounds: 3						
3FG % 1st Ha			1-4	25.0%	2nd ha	3-8	37.5%	Game	4-12	33.3%							
FT % 1st Ha			4-6	66.7%	2nd ha	5-8	62.5%	Game	9-14	64.3%							

Saint Joseph's 50 • 5-4, 0-3 Big 5

#	Player		Total		3-Ptr		Rebounds								PF	TP	A	TO	Bk	Stl	Min
			FG	FGA	FG	FGA	FT	FTA	Off	Def	Tot	LP									
30	VEILLEUX, Sarah	f	6-16	1-6	3-4	2	2	4	1	16	0	0	0	2	37						
33	FRANKLYN, Adashia	f	6-9	0-0	0-0	6	7	13	3	12	1	3	0	0	37						
34	FIORAVANTI, Amanda	f	2-14	0-0	0-0	1	4	5	4	4	3	7	1	0	33						
11	MARZ, Avery	g	1-2	1-1	0-0	0	2	2	0	3	1	0	0	0	13						
12	MONAGHAN, Alyssa	g	1-8	1-5	0-0	0	2	2	1	3	1	0	0	1	31						
02	HOIG, Lula	g	1-2	0-0	0-0	0	1	1	0	2	3	1	0	2	9						
04	BAISDEN, Kristalyn	g	0-0	0-0	0-0	0	1	1	0	0	2	1	0	0	10						
31	GARNER, Jaryn	g	1-2	0-0	2-2	4	3	7	4	4	0	1	0	0	20						
35	CLAY, Michala	g	3-4	0-0	0-0	0	0	0	0	6	0	1	0	0	7						
40	BELVEDERE, Candace	g	0-1	0-0	0-0	0	0	0	0	0	0	0	1	0	3						
Team						2	2	4		3											
Totals			21-58	3-13	5-6	15	24	39	13	50	11	17	2	5	200						
FG % 1st Ha			9-29	31.0%	2nd ha	12-29	41.4%	Game	21-58	36.2%	Deadball Rebounds: 1										
3FG % 1st Ha			1-6	16.7%	2nd ha	2-7	28.6%	Game	3-13	23.1%											
FT % 1st Ha			2-2	100.0%	2nd ha	3-4	75.0%	Game	5-6	83.3%											

Officials: Joseph Vaszily, Kathleen Lynch, Jeffrey Smith
Technical Fouls: Penn:None Saint Joseph's:None
Attendance: 913

Score by periods	1st	2nd	3rd	4th	Total
Penn	12	17	16	12	57
Saint Joseph's	9	12	13	16	50

Drexel 65 • 7-4

#	Player		Total		3-Ptr		Rebounds										PF	TP	A	TO	Bk	Stl	Min
			FG	FGA	FT	FTA	Off	Def	Total	Off	Def	Total	Off	Def	Total								
12	GREENBERG, Bailey	f	7-10	1-2	4-6	2	4	6	3	19	2	2	0	5	35								
25	LIDGL, Kelsi	f	1-6	0-3	3-4	0	8	8	3	5	2	3	0	5	36								
11	BROWN, Aubree	g	4-12	1-3	8-8	1	2	3	3	17	2	5	0	2	32								
14	WOODS, Sara	g	0-3	0-0	0-0	2	1	3	3	0	2	0	1	0	31								
20	NIHILL, Hannah	g	0-3	0-0	0-0	1	1	2	0	0	1	1	0	1	10								
21	MARECIC, Megan	g	6-12	1-5	7-8	1	1	2	2	20	1	1	0	0	30								
34	KRACIKOVA, Tereza		0-0	0-0	0-0	1	0	1	2	0	0	0	0	0	12								
50	LEHARILLU, Ana		2-6	0-0	0-0	0	0	0	1	4	0	0	0	1	14								
Team						2	2	4		1													
Totals			20-52	3-13	22-26	10	19	29	17	65	10	13	1	14	200								
FG % 1st Ha			12-29	41.4%	2nd ha	8-23	34.8%	Game	20-52	38.5%	Deadball Rebounds: 2												
3FG % 1st Ha			1-6	16.7%	2nd ha	2-7	28.6%	Game	3-13	23.1%													
FT % 1st Ha			6-8	75.0%	2nd ha	16-18	88.9%	Game	22-26	84.6%													

Saint Joseph's 58 • 5-5

#	Player		Total		3-Ptr		Rebounds				PF	TP	A	TO	Bk	Stl	Min
			FG	FGA	FT	FTA	Off	Def	Tot								
32	WOODS, Chelsea	f	6-8	0-0	4-6	2	1	3	5	16	2	4	4	2	32		
33	FRANKLYN, Adashia	f	3-4	0-0	1-2	0	2	2	3	7	0	1	0	0	26		
11	MARZ, Avery	g	0-1	0-1	0-0	0	2	2	0	0	1	0	0	1	9		
12	MONAGHAN, Alyssa	g	7-15	2-8	0-0	1	4	5	3	16	4	3	0	1	32		
30	VEILLEUX, Sarah	g	3-8	1-4	4-4	0	5	5	4	11	2	1	0	1	36		
02	HOIG, Lula	g	0-0	0-0	0-2	0	1	1	1	0	0	2	0	0	8		
04	BAISDEN, Kristalyn	g	1-3	1-3	0-0	0	0	0	4	3	0	1	0	0	15		
31	GAHNER, Jaryn	g	0-2	0-0	0-0	1	4	5	2	0	3	6	0	2	23		
34	FIORAVANTI, Amanda	g	2-3	0-1	1-2	0	1	1	1	5	1	4	1	0	19		
Team						0	4	4									
Totals			22-44	4-17	10-16	4	24	28	23	58	13	22	5	7	200		
FG %, 1st Ha			12-20	60.0%	2nd ha	10-24	41.7%	Game	22-44	50.0%	Deadball Rebounds: 3						
3FG %, 1st Ha			0-3	0.0%	2nd ha	4-14	28.6%	Game	4-17	23.5%							
FT %, 1st Ha			6-10	60.0%	2nd ha	4-6	66.7%	Game	10-16	62.5%							

Officials: Isaac Johnson, Shannon Ferk, Ben Smith
Technical Fouls: Drexel:None Saint Joseph's:None
Attendance: 3551

Score by periods	1st	2nd	3rd	4th	Total
Drexel	14	17	14	20	65
Saint Joseph's	18	12	12	16	58

2017-18 SAINT JOSEPH'S BASKETBALL • 12

Game 11 • December 20, 2017 • Exactech Arena Princeton - 63, Saint Joseph's - 53

A second-half rally came up short as Saint Joseph's fell to Princeton, 63-54, in the semifinals of the Gator Holiday Classic.

Down by as many as 13 in the third quarter, the Hawks battled back to make it a two-point game in the final minute of the period. Falling behind 37-24, Saint Joseph's used a 16-5 run to make it 42-40 on a pair of free throws by **Chelsea Woods** with 28 seconds left in the third.

However, Princeton ended the third on a **Carlie Littlefield** layup that sparked a 10-0 run by the Tigers as they opened a 52-40 lead with 7:18 to play.

Saint Joseph's **Mary Sheehan** capped a 9-0 run to bring her team to within 52-49 with 5:14 to play, but that would be as close as the Hawks would come.

In a back-and-forth first half, the Hawks took a 20-19 lead with 5:45 left in the second quarter on a layup by **Amanda Fioravanti**.

From there though, SJU's offense went cold as it shot 0-of-9 from the field for the remainder of the period, while the Tigers scored eight-straight points to take a 27-20 lead into halftime.

Princeton carried the momentum into the second half as it scored the first six points of the third quarter to open a 13-point lead, before the Hawks battled back to make it a one possession game in the final moments of the quarter.

Saint Joseph's 54 • 5-6

#	Player		Total			3-Ptr			Rebounds			PF	TP	A	TO	Bk	Stl	Min
			FG	FGA	FG-FGA	FT	FTA	Off	Def	Tot								
33	FRANKLYN, Adashia	f	1-5	0-0	0-0	2	2	4	1	2	1	1	1	1	0	1	18	
34	FIORAVANTI, Amanda	f	8-13	0-0	1-3	0	7	7	4	17	1	5	1	1	1	34		
12	MONAGHAN, Alyssa	g	3-9	1-5	2-2	1	5	6	1	9	4	2	0	0	40			
30	VEILLEUX, Sarah	g	5-8	2-4	0-0	1	5	6	2	12	0	1	0	1	33			
32	WOODS, Chelsea	g	3-9	0-0	3-5	2	6	8	3	9	2	3	0	1	36			
01	FISHER, Whisper		0-1	0-0	0-0	0	0	0	0	0	0	0	0	0	4			
04	BAISEN, Kristalyn		0-3	0-3	0-0	0	0	0	0	0	1	1	0	0	16			
11	MARZ, Avery		0-0	0-0	0-0	0	0	0	0	0	0	0	0	0	3			
13	SHEEHAN, Mary		2-3	1-2	0-0	0	2	2	2	5	0	0	1	0	16			
Team						2	0	2						1				
Totals				22-51	4-14	6-10	8	27	35	13	54	9	14	3	3	200		
1st - FG %:			6-11	54.5%	2nd: 3-15	20.0%	3rd: 7-12	58.3%	4th: 6-13	46.2%	Game: 22-51		43.1%	Deadball				
3FG %:			1-2	50.0%	0-5	0.0%	1-2	50.0%	2-5	40.0%	4-14		28.6%	Rebounds				
FT %:			1-2	50.0%	0-0	0.0%	3-8	62.5%	0-0	0.0%	6-10		60.0%	1				

Princeton 63 • 8-3

#	Player		Total			3-Ptr		Rebounds			PF	TP	A	TO	Bk	Stl	Min
			FG	FGA	FG-FGA	FT	FTA	Off	Def	Tot							
20	Jordan, Sydney	f	1-4	0-0	1-2	0	4	4	2	3	1	0	0	0	25		
31	Alarie, Bella	f	8-13	0-1	5-6	2	7	9	3	21	0	2	1	1	36		
45	Robinson, Leslie	f	4-7	0-0	2-2	1	4	5	2	10	3	3	0	1	34		
02	Littlefield, Carlie	g	4-8	1-2	2-3	0	0	0	2	11	0	2	0	0	30		
32	Weledji, Tia	g	3-11	0-3	0-0	0	2	2	0	6	2	1	0	0	33		
01	Meyers, Abby	g	0-1	0-0	0-0	0	0	0	1	0	0	0	0	0	2		
24	Holland, Kenya	g	2-3	2-3	0-0	0	3	3	1	6	0	1	0	1	24		
25	Rush, Gabrielle	g	2-6	2-4	0-0	0	2	2	2	6	0	0	0	0	16		
Team						2	2	4									
Totals			24-53	5-13	10-13	5	24	29	13	63	6	9	1	3	200		
1st - FG %:			6-14	42.9%	2nd: 5-14	35.7%	3rd: 7-13	53.8%	4th: 6-12	50.0%	Game: 24-53	45.3%	Deadball				
3FG %:			1-3	33.3%	3-5	60.0%	1-3	33.3%	0-2	0.0%	5-13	38.5%	Rebounds				
FT %:			1-2	50.0%	0-0	0.0%	2-3	66.7%	7-8	87.5%	10-13	76.9%	0				

Officials: Amy Bonner, Marc Merritt, Felicia Ginter
Technical fouls: Saint Joseph's-None. Princeton-None.
Attendance: 1054

Score by periods	1st	2nd	3rd	4th	Total
Saint Joseph's	14	6	20	14	54
Princeton	14	13	17	19	63

Last FG - SJU 4th-00:15, PRIN 4th-01:26.
Largest lead - SJU by 4 1st-04:19, PRIN by 13 3rd-08:19.
SJU led for 05:56, PRIN led for 29:34. Game was tied for 04:30.

Score tied - 3 times.
Lead changed - 9 times.

Game 12 • December 21, 2017 • Exactech Arena Florida - 71, Saint Joseph's - 51

Alyssa Monaghan and **Adashia Franklyn** combined for 21 points, but Saint Joseph's fell at Florida, 71-51.

In the first half, Florida jumped out to 13-4 edge, but a 7-2 run by the Hawks made it 15-11 after 10 minutes.

The Gators pushed its lead to 10 to start the second quarter on back-to-back three-pointers and built it to as many as 12 points. Taking advantage of its height, Florida turned 10 offensive rebounds into 15 second chance points in the first half as it took a 32-23 lead into halftime.

Opening the second half with momentum, the Hawks cut into their deficit to 34-29 on a layup by Franklyn with 7:47 to play in the third.

However the Gators answered back to build a 49-33 lead as a layup by **Haley Lorenzen** capped a 15-4 run.

Saint Joseph's would get no closer than 12 from there as it wrapped up non-conference play with a 5-7 record.

Saint Joseph's 51 • 5-7

#	Player	Total			3-Ptr		Rebounds			PF	TP	A	TO	Bk	Stl	Min
		FG	FGA	FG%	FT	FTA	Off	Def	Tot							
33	FRANKLYN, Adashia	f	5-9	0-0	0-0	5	5	10	0	10	1	0	1	2	29	
34	FIORAVANTI, Amanda	f	2-7	0-0	0-0	1	3	4	4	0	2	0	1	1	13	
12	MONAGHAN, Alyssa	g	5-14	1-5	0-0	0	0	0	0	11	2	1	0	0	31	
30	VEILLEUX, Sarah	g	0-7	0-3	0-0	0	3	3	2	0	0	0	0	0	27	
32	WOODS, Chelsea	g	3-7	0-0	2-2	1	5	6	2	8	2	2	0	2	22	
01	FISHER, Whisper	g	1-1	0-0	0-0	0	0	0	1	2	0	0	0	0	3	
02	ROIG, Lula	g	1-1	0-0	1-4	0	1	1	0	3	0	0	0	0	10	
04	BAISEN, Kristalyn	g	1-2	0-1	0-2	0	0	0	1	2	0	2	0	0	22	
11	MARZ, Avery	g	0-0	0-0	2-2	0	1	1	1	2	1	3	0	0	6	
13	SHEEHAN, Mary	g	2-6	0-3	0-0	0	0	0	1	4	0	0	0	0	16	
35	CLAY, Michala	g	2-3	0-0	1-2	0	0	0	0	5	0	0	0	0	6	
40	BELVEDERE, Candace	g	0-3	0-1	0-0	2	1	3	3	0	0	1	0	1	15	
Team						0	5	5								
Totals			22-60	1-13	6-12	9	24	33	15	51	6	12	1	6	200	

Florida 71 • 7-5

#	Player		Total		3-Ptr		Rebounds		PF	TP	A	TO	Bk	Stl	Min
			FG-FGA	FG-FGA	FT-FTA	Off	Def	Tot							
12	Hersler,Paulina	f	7-10	3-5	2-2	3	5	8	1	19	1	0	2	1	30
44	Lorenzen,Haley	f	6-14	0-1	0-0	3	7	10	2	12	1	1	0	1	24
00	Washington,Delicia	g	7-8	0-0	0-1	2	5	7	2	14	1	1	0	0	20
03	Nakkasoglu,Funda	g	3-10	2-7	2-2	0	0	0	0	10	2	3	0	1	33
11	Anderson,Dyandria	g	3-9	2-6	3-4	1	6	7	1	11	4	3	0	0	36
01	Johnson,Tamera		0-3	0-0	0-0	0	1	1	3	0	0	0	0	1	11
05	Portakal,Elif		0-3	0-1	2-2	0	2	2	2	2	4	1	0	0	20
23	Thomas,Jalaysha		0-1	0-0	0-0	1	0	1	0	0	1	0	0	0	4
24	Hayes,Mikayla		1-5	0-1	1-2	2	3	5	2	3	1	2	0	0	20
55	Stephanie Brower		0-0	0-0	0-0	0	0	0	1	0	0	0	0	0	2
	Team					2	2	4							
Totals			27-63	7-21	10-13	14	31	45	14	71	15	11	2	4	200

Officials: Dee Kantner, Eric J Brewton, Greg Small
Technical fouls: Saint Joseph's-None. Florida-None.
Attendance: 1008

Score by periods	1st	2nd	3rd	4th	Total
Saint Joseph's	11	12	16	12	51
Florida	15	17	19	20	71

Last FG - SJU 4th-00:24, UF 4th-02:22.
Largest lead - SJU by 2 1st-09:41, UF by 24 4th-02:22.
SJU led for 00:27, UF led for 37:44. Game was tied for 01:49.

Score tied - 1 time.
Lead changed - 1 time.

2017-18 SAINT JOSEPH'S BASKETBALL • 13

Game 13 • December 31, 2017 • Hagan Arena Saint Joseph's - 79, VCU - 41

Outscoring VCU 47-18 in the second half, Saint Joseph's pined Atlantic 10 play with a convincing 79-41 win over the Rams.

Led by **Sarah Veilleux's** game-high 20 points, the Hawks improved to 6-7 on the year and opened conference play with a win for the 29th time in program history.

After a back-and-forth opening quarter, Saint Joseph's began to pull away from VCU in the second period. Ahead 14-12, the Hawks put together an 11-2 run as a pair of free throws by **Chelsea Woods** made it 25-14 with 5:21 to go in the period.

Up 13 early in the third, Saint Joseph's saw its advantage cut to six, 36-30, on a free throw by Danielle Hammond at the 4:43 mark.

The Hawks would allow the Rams to get no closer from there as SJU responded with a 31-4 run that pushed its lead to 67-34 on a three-pointer by **Alyssa Monaghan** with 5:55 to go in the fourth. Saint Joseph's finished the second half going 18-of-32 from the floor (.563 percent) and 8-of-13 from behind the arc (.615 percent) as it moved to 29-6 all-time in A-10 openers.

VCU 41 • 3-10, 0-1 A-10

#	Player	Total	3-Ptr	Rebounds	PF	TP	A	T	Bk	Stl	Min				
		FG-FGA	FG-FGA	FT-FTA	Off	Def	Tot								
23	SKINNER, Sandra	f	0-5	0-0	0-0	1	2	3	1	0	0	1	0	2	20
01	ROBINSON, Taya	g	3-9	0-0	0-0	0	4	4	1	6	1	2	0	0	17
20	MADDOX, Jailyn	g	0-5	0-3	1-2	1	0	1	1	1	2	0	0	0	28
24	REED, Tera	g	4-11	1-2	3-4	1	4	5	3	12	0	3	0	1	25
32	GIBSON, Bria	g	2-3	0-0	1-2	0	1	1	3	5	0	2	0	0	25
21	SPARKS, Delphynia	g	2-7	1-4	0-0	0	1	1	0	5	0	0	0	0	11
22	ARCHIE, Sydney	g	1-5	0-0	0-0	1	4	5	2	2	0	1	0	2	23
30	HAMMOND, Danielle	g	0-0	0-0	1-4	0	0	0	3	1	0	0	0	0	13
34	WILLIAMS, Nyra	g	2-6	1-3	0-0	0	1	1	1	5	1	1	0	1	28
42	JOHNSON, Nyia	g	1-5	0-2	2-4	0	0	0	0	4	0	0	0	0	10
Team					2	0	2								
Totals			15-56	3-14	8-16	6	17	23	15	41	4	10	0	6	200
1st - FG %:		3-14	21.4%	2nd: 4-11	36.4%	3rd: 4-13	30.8%	4th: 4-18	22.2%	Game: 15-56	26.8%	Deacball			
3FG %:		1-3	33.3%	1-2	50.0%	0-3	0.0%	1-6	16.7%	3-14	21.4%	Rebounds			
FT %:		3-4	75.0%	4-6	66.7%	1-2	50.0%	0-4	0.0%	8-16	50.0%	6			

Saint Joseph's 79 • 6-7, 1-0 A-10

#	Player	Total	3-Ptr	Rebounds	PF	TP	A	T	Bk	Stl	Min				
		FG-FGA	FG-FGA	FT-FTA	Off	Def	Tot								
32	WOODS, Chelsea	f	6-10	0-0	5-5	2	8	10	4	17	2	0	1	0	26
33	FRANKLYN, Adashia	f	4-8	0-0	0-0	5	8	13	2	8	1	4	0	0	25
34	FIORAVANTI, Amanda	f	5-8	0-0	0-3	1	6	7	2	10	2	1	1	1	30
12	MONAGHAN, Alyssa	g	6-13	4-9	1-1	0	3	3	1	17	8	1	0	2	36
30	VEILLEUX, Sarah	g	7-13	6-8	0-0	1	2	3	3	20	5	3	1	1	26
02	ROIG, Lula	g	0-0	0-0	0-0	0	1	1	0	0	0	0	0	0	3
04	BAISDEN, Kristalyn	g	0-3	0-3	0-0	2	1	3	2	0	3	3	0	0	24
13	SHEEHAN, Mary	g	2-4	1-2	0-0	0	0	0	2	5	0	1	0	0	8
31	GARNER, Jaryn	g	0-0	0-0	0-2	0	1	1	0	0	0	2	0	0	10
35	CLAY, Michala	g	1-2	0-0	0-0	0	1	1	1	2	1	0	0	0	6
40	BELVEDERE, Candace	g	0-0	0-0	0-0	0	2	2	0	0	1	0	0	0	6
Team					2	2	4								
Totals			31-61	11-22	6-11	13	35	48	17	79	23	15	3	4	200
1st - FG %:		6-15	40.0%	2nd: 7-14	50.0%	3rd: 8-18	44.4%	4th: 10-14	71.4%	Game: 31-61	50.8%	Deacball			
3FG %:		1-2	50.0%	2-7	28.6%	3-7	42.9%	5-8	62.5%	11-22	50.0%	Rebounds			
FT %:		1-1	100.0%	2-2	100.0%	1-6	16.7%	2-2	100.0%	6-11	54.5%	5,2			

Officials: Michael DeCouto, Nic Cappel, Ashley Moyer-Gleich
Technical fouls: VCU-None, Saint Joseph's-None.
Attendance: 711

Score by periods	1st	2nd	3rd	4th	Total
VCU	10	13	9	9	41
Saint Joseph's	14	18	20	27	79

Last FG - VCU 4th-00:53, SJU 4th-01:01.
Largest lead - VCU by 2 1st-09:13, SJU by 40 4th-01:01.
VCU led for 01:42, SJU led for 36:19. Game was tied for 01:40.

Score tied - 2 times.
Lead changed - 1 time.

Game 14 • January 3, 2018 • Reilly Center Saint Joseph's - 70, St. Bonaventure - 64

Saint Joseph's earned a gutsy 70-64 victory at St. Bonaventure.

Falling behind 60-57 with less than three minutes to play after leading by as many as 18, the Hawks composed themselves and battled back. Sparked by back-to-back layups by **Kristalyn Baisden**, the Hawks regained the lead, 61-60, at the 1:40 mark.

Following a free throw by **Chelsea Woods** and a defensive stop, Baisden struck again, this time with a dagger three-pointer from the wing to give her team a 65-60 lead with 35 seconds to play. Saint Joseph's allowed the Bonnies to get no closer as the Hawks improved to 7-7 overall and 2-0 in the Atlantic 10.

In the first half, the Hawks jumped out to a 36-19 lead at the half thanks to staunch defense that held St. Bonaventure to just 17.9 percent shooting (5-of-28).

Building a 40-22 lead early in the third quarter, Saint Joseph's saw its advantage completely erased by the end of the period. Down 40-22, St. Bonaventure (5-10, 0-2 A-10) went on a 25-8 run over a seven minute span to take a 49-48 lead on Mariah Ruff's fifth three-pointer of the quarter.

The Hawks would enter the fourth tied at 50 before fighting back in the final minutes to earn the win.

Saint Joseph's 70 • 7-7, 2-0 A-10

#	Player		Total		3-Ptr		Rebounds			PF	TP	A	T	Bk	Stl	Min
			FG-FGA	FG-FGA	FT-FTA	Off	Def	Tot								
32	WOODS, Chelsea	f	5-17	0-0	4-6	5	6	11	4	14	3	3	1	1	28	
33	FRANKLYN, Adashia	f	3-7	0-0	0-3	6	3	9	3	6	0	3	0	1	29	
34	FIORAVANTI, Amanda	c	7-8	0-0	2-3	5	8	13	3	16	2	2	1	0	27	
04	BAIDSEN, Kristalyn	g	6-14	3-10	0-0	3	0	3	1	15	1	1	0	1	35	
12	MONAGHAN, Alyssa	g	3-18	3-14	4-6	1	7	8	1	13	2	1	0	2	37	
13	SHEEHAN, Mary	g	2-6	1-3	1-2	1	0	1	2	6	1	0	2	1	31	
31	GARNER, Jaryn	g	0-1	0-0	0-0	1	1	2	1	0	1	1	0	0	8	
35	CLAY, Michala	g	0-0	0-0	0-0	0	1	1	1	0	0	1	0	0	5	
Team						2	2	4								
Totals			26-71	7-27	11-20	24	28	52	16	70	10	12	4	6	200	
1st - FG %:			7-20	35.0%	2nd: 7-16	43.8%	3rd: 6-18	33.3%	4th: 6-17	35.3%	Game: 26-71	36.6%	Deadball			
3FG %:			2-6	33.3%	2-4	50.0%	2-9	22.2%	1-8	12.5%	7-27	25.9%	Rebounds			
FT %:			1-2	50.0%	3-6	50.0%	0-0	0.0%	7-12	58.3%	11-20	55.0%				

St. Bonaventure 64 • 5-10, 0-2 A-10

		Total			3-Ptr		Rebounds										
#	Player	FG	FTA	FG	FTA	FT	FTA	Off	Def	Tot	PF	TP	A	T	Bk	Stl	Min
15	CALABRESE, Emily	f	4-9	0-0	0-0	2	4	6	4	8	0	2	0	0	0	0	37
23	HARVEY, Arielle	f	1-6	0-2	3-4	1	1	2	4	5	1	1	2	0	1	36	
02	RUFF, Mariah	g	11-22	8-15	1-2	1	5	6	4	31	0	3	0	1	36		
03	MIGLIORE, Danielle	g	3-12	2-8	2-2	2	6	8	1	10	2	4	0	1	39		
04	TERRY, Jalisha	g	3-8	0-0	4-4	1	3	4	3	10	4	2	0	0	36		
32	COUNCIL, Rhianna	g	0-3	0-2	0-0	1	2	3	0	0	0	0	0	0	0	16	
Team						2	3	5									
Totals			22-60	10-27	10-12	10	24	34	16	64	7	12	2	2	2	200	
1st - FG %:		2-13	15.4%	2nd: 3-15	20.0%	3rd: 12-16	75.0%	4th: 5-16	31.3%	Game: 22-60	36.7%	Deacball					
3FG %:		1-5	20.0%	1-6	16.7%	6-7	85.7%	2-9	22.2%	10-27	37.0%	Rebounds					
FT %:		7-8	87.5%	0-0	0.0%	1-2	50.0%	2-2	100.0%	10-12	83.3%	2					

Officials: Kathleen Lynch, Pualani Spurlock, Kevin Pehtel
Technical fouls: Saint Joseph's-None, St. Bonaventure-None.
Attendance: 743

Score by periods	1st	2nd	3rd	4th	Total
Saint Joseph's	17	19	14	20	70
St. Bonaventure	12	7	31	14	64

Last FG - SJU 4th-00:36, SBWU 4th-00:04.
Largest lead - SJU by 18 3rd-05:26, SBWU by 3 4th-02:29.
SJU led for 33:58, SBWU led for 03:50. Game was tied for 01:51.

Score tied - 2 times.
Lead changed - 7 times.

2017-18 SAINT JOSEPH'S BASKETBALL • 14

Game 15 • January 7, 2018 • Hagan Arena Dayton - 65, Saint Joseph's - 59

Saint Joseph's dropped a hard-fought 65-59 contest to Dayton as the Flyers used a 9-3 run over the final three minutes to pull away for the win.

With the game tied at 56 all, Dayton's Jenna Burdette struck for six of her game-high 20 points in a 90-second span to give the Flyers a 62-56 edge on a jumpshot with 1:26 to play.

The Hawks answered as a three-pointer by **Kristalyn Baisden** made it 62-59 with 1:05 to go.

Switching back to defense, Saint Joseph's was able to the Flyers to miss. However, the Hawks couldn't control the rebound, as Dayton regained possession and pulled away for good with a pair of Burdette free throws with 25 seconds remaining.

In a back-and-forth contest that had 12 lead changes and eight ties, Saint Joseph's opened up a 49-44 lead early in the fourth quarter on a Baisden three-pointer.

Dayton answered back with six points to take a 50-49 advantage and the lead would change hands twice more before a jumper by SJU's **Chelsea Woods** tied the game at 56-56 with 3:06 to play.

Game 16 • January 10, 2018 • Hagan Arena Saint Joseph's - 81, Richmond - 72

Saint Joseph's **Chelsea Woods** became the 26th player in women's basketball history to reach 1,000 career points as the Hawks topped Richmond, 81-72.

After a fast-paced first quarter that had four lead changes and five ties, Saint Joseph's held a 25-19 edge as it scored the final seven points of the period.

Leading 29-24, the Hawks began to pull away from Richmond midway through the second as they used a 7-0 spurt to open a 36-24 advantage on a layup by **Jaryn Garner** with 6:05 to play in the period.

Saint Joseph's pushed its lead to as many as 17 in the second quarter, but the Spiders battled back to make it 54-47 in favor of SJU on a jumper by Alex Parson with 1:08 to go in the third quarter.

Sparked by a layup by **Sarah Veilleux**, the Hawks went on a 12-0 run to open a 66-47 gap with 8:28 left in the game. Woods capped the run as she reached the 1,000-point milestone for her career on a fast-break layup off a feed from **Alyssa Monaghan**.

Slowly chipping away at Saint Joseph's lead, Richmond would get no closer than the final score.

Dayton 65 • 10-4, 3-0 A-10

		Total	3 Ptr	Rebounds										
Player		FG-FGA	FT-FTA	Off. Def. Tot.	PF	TP	A	TO	Bk	Stl	Min			
11 HARRIS, Alex	6	3-8	0-0	0-0	3	1	4	3	6	1	3	4	1	36
14 BURDETTE, Jenna	7	9-18	0-1	2-2	1	3	4	2	23	5	0	0	0	37
24 CANNATELLI, Lauren	2	2-8	0-3	1-1	0	2	2	0	5	0	3	0	1	35
34 LAYFIELD, JaVonna	2	5-9	2-2	2-2	1	8	9	3	14	0	2	0	5	39
42 SCARFE, Jayla	7	4-10	0-3	4-6	0	2	2	1	12	1	2	2	0	35
02 WILLIAMS, Jordan	1	3-7	2-3	0-0	0	2	2	4	8	1	1	0	0	16
15 PHILLIPS, Taera	1	0-0	0-0	0-0	0	1	1	0	0	0	0	0	0	2
Team														
Totals		26-60	4-12	9-11	7	27	34	13	65	8	11	6	7	200

Saint Joseph's 59 • 7-8, 2-1 A-10

		Total	3 Ptr	Rebounds										
Player		FG-FGA	FT-FTA	Off. Def. Tot.	PF	TP	A	TO	Bk	Stl	Min			
32 WOODS, Chelsea	1	7-17	0-0	1-1	5	6	11	3	15	5	5	0	1	33
30 FRANKLYN, Adashia	1	4-12	0-0	2-4	4	6	10	2	10	0	0	2	1	39
12 FIORAVANTI, Amanda	1	3-9	0-0	0-0	1	3	4	1	6	3	4	3	0	25
12 MONAGHAN, Alyssa	2	2-8	1-4	2-2	0	5	5	2	7	5	3	0	0	38
20 VEILLEUX, Sarah	7	4-12	2-7	2-2	2	2	4	4	12	1	3	0	1	34
02 ROIG, Iulita	1	0-0	0-0	0-0	0	1	1	0	0	0	0	0	0	2
04 BAISDEN, Kristalyn	1	3-6	3-6	0-0	1	0	1	2	9	0	0	0	0	23
01 GARNER, Jaryn	1	0-1	0-0	0-0	1	1	2	0	0	0	1	0	1	9
Team														
Totals		23-65	6-17	7-9	14	27	41	14	59	14	16	5	4	200

Officials: Ange Stanton, John Caputo, Krista Mackey
Technical Fouls: Dayton:None Saint Joseph's:None
Attendance: 747

Score by periods	1st	2nd	3rd	4th	Total
Dayton	16	13	13	23	65
Saint Joseph's	19	10	17	13	59

LAST FG - DAYTON: 4th qtr 0:16 SJU 4th qtr 0:16
Largest lead - DAYTON by 6 4th qtr 0:16 SJU by 9 2nd qtr 0:31
DAYTON led for 07:23 SJU led for 24:47 Game tied for 07:27

Score tied - 12 times
Lead changed - 8 times

Richmond 72 • 7-10, 2-2 A-10

		Total	3 Ptr	Rebounds										
Player		FG-FGA	FT-FTA	Off. Def. Tot.	PF	TP	A	TO	Bk	Stl	Min			
11 WIKI, Karleigh	1	2-2	0-0	0-0	0	1	1	0	4	0	0	1	0	6
33 DUGGAN, Amy	1	1-4	1-3	0-0	0	3	3	1	3	1	2	0	0	13
03 HATCHEL, Dee	2	4-5	0-0	1-2	1	2	3	2	9	0	3	0	0	28
11 PARSON, Micaela	2	5-18	1-3	10-11	1	2	3	3	21	2	1	0	0	36
11 PARSON, Alex	2	6-11	3-4	3-3	0	1	1	1	18	1	0	0	0	27
01 HINDS-CLARKE, Jaide	1	2-7	0-0	0-0	1	2	3	4	4	0	0	1	2	17
01 WISLMAN, Hagan	1	0-0	0-0	0-0	0	0	0	0	0	0	0	0	0	2
14 HUDALLA, Alicia	1	3-5	1-2	0-0	3	0	3	3	7	2	0	1	1	28
22 IRLUI-SDA, E. Autumn	1	0-2	0-1	0-0	1	0	1	0	0	1	0	0	0	5
22 CUNRY, Tonysha	1	1-8	0-1	0-0	2	1	3	3	2	1	1	0	1	23
30 FEE, Kaitlyn	1	2-6	0-3	0-0	0	1	1	0	4	0	1	0	0	15
Team														
Totals		26-68	6-17	14-16	12	17	29	17	72	8	8	3	4	200

Saint Joseph's 81 • 8-8, 3-1 A-10

		Total	3 Ptr	Rebounds										
Player		FG-FGA	FT-FTA	Off. Def. Tot.	PF	TP	A	TO	Bk	Stl	Min			
33 FRANKLYN, Adashia	1	5-11	0-0	3-6	7	4	11	1	13	3	3	1	0	32
12 FIORAVANTI, Amanda	1	4-8	0-0	1-2	1	3	4	2	9	3	2	0	0	25
12 MONAGHAN, Alyssa	2	2-7	1-2	2-2	1	4	5	2	7	6	0	0	1	36
20 VEILLEUX, Sarah	2	10-15	4-8	1-1	1	5	6	1	25	2	3	0	0	34
32 WOODS, Chelsea	7	8-18	0-0	4-5	6	5	11	3	20	6	3	0	0	31
02 ROIG, Iulita	1	0-1	0-0	1-2	0	0	0	0	1	0	0	0	0	1
04 BAISDEN, Kristalyn	1	0-3	0-1	0-0	0	0	0	2	0	0	0	0	0	10
11 MARZ, Avery	1	0-0	0-0	0-0	0	0	0	0	0	0	0	0	0	1
11 SHIFFHAN, Mary	1	0-2	0-1	0-0	0	1	2	0	0	0	0	0	0	10
01 GARNER, Jaryn	1	1-2	0-0	2-2	1	3	4	1	4	4	0	0	2	16
35 CLAY, Michala	1	1-1	0-0	0-0	0	0	0	0	2	1	0	0	0	4
Team														
Totals		31-68	5-12	14-20	20	29	49	14	61	25	13	1	3	200

Officials: Joanne Aldrich, John Galen, Maggie Tieman
Technical Fouls: Richmond:None Saint Joseph's:None
Attendance: 581

Score by periods	1st	2nd	3rd	4th	Total
Richmond	19	13	15	25	72
Saint Joseph's	25	22	11	23	81

LAST FG - RICHMOND: 4th qtr 0:11 SJU 4th qtr 0:16
Largest lead - RICHMOND by 3 1st qtr 0:57 SJU by 19 4th qtr 0:28
RICHMOND led for 23:02 SJU led for 34:11 Game tied for 07:04

Score tied - 5 times
Lead changed - 8 times

2017-18 SAINT JOSEPH'S BASKETBALL • 15

Game 17 • January 13, 2018 • Mullins Center Saint Joseph's - 84, Massachusetts - 79

Battling back from a six-point halftime deficit, Saint Joseph's downed Massachusetts, 84-79.

Down 46-40 to start the third quarter, the Hawks quickly battled back to tie the game at 51-51 on a three-pointer by **Alyssa Monaghan** at the 6:10 mark.

Saint Joseph's would open a 65-58 lead by the end of the quarter as it put together a 12-3 run over the final four minutes and outscored Massachusetts 25-12 in the period.

Falling behind by as many as 11 in the final frame, the Minutewomen cut their deficit to four on a three-point play by Bre Hampton-Bey with 17 seconds to go.

Adashia Franklyn would add an insurance free throw and the Hawks' defense got a final stop to seal the second-straight win for SJU.

Game 18 • January 21, 2018 • Chaefitz Arena Saint Louis - 96, Saint Joseph's - 73

Saint Joseph's fell at Saint Louis, 96-73.

Falling behind by as many as 12 early, Saint Joseph's battled back to within four, 43-39, on a layup by **Adashia Franklyn** with 57 seconds to go in the second quarter.

From there though the Billikens took control. Using a 19-6 run that spanned into the third quarter, Saint Louis opened a 62-45 edge on a layup by Jackie Kempf at the 4:46 mark.

The Billikens allowed the Hawks to get no closer than 14 points from there as they finished the game shooting 50.7 percent from the field (34-of-67).

Saint Joseph's 84 • 9-8, 4-1 A-10

#	Player	Total	3-Ptr	Rebounds	PF	TP	A	TO	Bk	Stl	Min			
		FG-FGA	FG-FGA	FT-FTA	Off	Def	Tot							
34	FIORAVANTI, Amanda	f 3-6	0-0	2-2	3	4	7	0	8	5	3	0	2	27
12	MONAGHAN, Alyssa	g 6-10	5-8	2-2	0	3	3	2	19	7	3	0	0	39
30	VEILLEUX, Sarah	g 5-10	3-8	0-2	1	1	2	1	13	2	3	0	0	35
32	WOODS, Chelsea	g 7-16	0-0	5-6	4	7	11	2	19	5	3	1	2	32
33	FRANKLYN, Adashia	g 5-11	0-0	1-2	6	2	8	2	11	1	2	0	0	27
04	BAIDEN, Kristalyn	g 5-12	4-10	0-0	0	0	0	1	14	5	1	0	1	28
31	GARNER, Jaryn	0-0	0-0	0-0	2	1	3	5	0	2	1	0	0	12
	Team				4	3	7			2				
Totals		31-65	12-26	10-14	20	21	41	13	84	27	17	1	5	200
1st - FG %:		8-22	36.4%	2nd: 7-14	50.0%	3rd: 11-18	61.1%	4th: 5-11	45.5%	Game: 31-65	47.7%	Deadball		
3FG %:		2-6	33.3%	5-7	71.4%	3-7	42.9%	2-6	33.3%	12-26	46.2%	Rebounds		
FT %:		0-0	0.0%	3-4	75.0%	0-0	0.0%	7-10	70.0%	10-14	71.4%	3,1		

Massachusetts 79 • 8-9, 0-4 A-10

#	Player	Total			3-Ptr			Rebounds			PF	TP	A	TO	Bk	Stl	Min
		FG-FGA	FG-FGA	FT-FTA	Off	Def	Tot										
00	MULLIGAN, Maggie	c	4-9	0-0	3-3	3	2	5	4	11	1	1	7	2	39		
11	HAMPTON-BEY, Bre	c	11-14	0-0	4-7	1	3	4	2	26	8	3	0	3	34		
22	GEORGE, Jessica	g	2-5	0-1	0-0	0	1	1	1	4	0	0	0	0	17		
24	LEIDEL, Hailey	g	5-10	3-6	3-3	0	1	1	3	16	1	4	0	2	26		
25	McDERMENT, Leah	g	1-4	0-0	0-0	0	0	0	1	2	3	1	0	1	27		
02	RIVERA, Genesis	g	2-9	1-4	1-2	0	2	2	1	6	1	0	0	0	19		
10	ALLESCH, Alexia		0-0	0-0	0-0	0	1	1	0	0	0	0	0	0	1		
15	McCORMICK, Paige		4-5	2-2	0-0	1	4	5	3	10	2	1	0	0	24		
23	PERRY, Vashnie		1-5	0-2	2-2	2	0	2	0	4	0	0	0	1	13		
Team						2	1	3			1						
Totals			30-61	6-15	13-17	9	15	24	15	79	16	11	7	9	200		
1st - FG %:		6-16	37.5%	2nd: 11-15	73.3%	3rd: 5-13	38.5%	4th: 8-17	47.1%	Game: 30-61	49.2%	Deadball					
3FG %:		0-3	0.0%	3-5	60.0%	0-0	0.0%	3-7	42.9%	6-15	40.0%	Rebounds					
FT %:		5-5	100.0%	4-6	66.7%	2-3	66.7%	2-3	66.7%	13-17	76.5%	4					

Officials: Geraldine Smith, Brandon Enterline, Nic Cappel
Technical fouls: Saint Joseph's-None. Massachusetts-None.
Attendance: 536

Score by periods	1st	2nd	3rd	4th	Total
Saint Joseph's	18	22	25	19	84
Massachusetts	17	29	12	21	79

Last FG - SJU 4th-00:40, UMASS 4th-00:17.
Largest lead - SJU by 11 4th-03:04, UMASS by 7 2nd-00:33.
SJU led for 24:19, UMASS led for 12:26, Game was tied for 03:15.

Points	In	Off	2nd	Fast	Bench
SJU	28	15	16	6	14
UMASS	34	21	11	6	20

Score tied - 6 times.
Lead changed - 8 times.

Saint Joseph's 73 • 9-9, 4-2 A-10

#	Player	Total			Rebounds		PF	TP	A	TO	Bk	Stl	Min	
		FG-FGA	3-Ptr	FT-FTA	Off	Def								Tot
33	FRANKLYN, Adashia	f 5-11	0-0	3-10	4	5	9	0	13	0	4	0	1	22
34	FIORAVANTI, Amanda	f 7-15	0-0	4-5	2	4	6	5	18	0	1	1	0	19
04	BAIDEN, Kristalyn	g 3-7	3-6	1-2	0	2	2	2	10	1	0	0	1	21
12	MONAGHAN, Alyssa	g 5-11	3-6	0-0	0	4	4	1	13	7	0	0	0	36
30	VEILLEUX, Sarah	g 0-5	0-1	2-2	0	2	2	3	2	3	1	2	1	33
01	FISHER, Whisper	g 0-0	0-0	2-4	1	0	1	4	2	0	1	0	0	5
02	ROIG, Lula	1-2	0-0	2-6	0	0	0	1	4	0	0	1	1	12
11	MARZ, Avery	0-2	0-1	2-2	0	1	2	2	0	2	0	1	1	11
31	GARNER, Jaryn	0-1	0-0	1-2	3	0	3	3	1	4	1	0	0	24
35	CLAY, Michala	4-6	0-0	0-0	2	3	5	2	8	1	1	0	0	17
Team					1	2	3							
Totals		25-60	6-14	17-33	13	23	36	23	73	16	11	4	5	200

Saint Louis 96 • 10-9, 4-2 A-10

#	Player		Total		3-Ptr		Rebounds			PF	TP	A	TO	Bk	Stl	Min
			FG-FGA	FG-FGA	FT-FTA	Off	Def	Tot								
10	VLIET, Jenny	f	3-7	0-4	3-3	3	5	8	2	9	2	1	0	1	28	
15	RAKERS, Paige	f	5-10	2-5	4-4	2	3	5	2	16	4	1	1	2	28	
42	GITS, Maddison	f	5-7	0-0	0-0	1	10	11	4	10	0	0	3	2	24	
03	KEMPH, Jackie	g	8-15	0-1	5-6	0	1	1	0	21	13	2	0	1	36	
20	FRANTZ, Jordyn	g	1-4	1-3	1-2	0	1	1	4	4	1	2	1	0	22	
04	MCMAHAN, Kerri		2-5	0-1	0-0	2	3	5	3	4	0	0	0	0	16	
05	COVINGTON, Aaliyah		3-5	2-2	4-4	0	0	0	0	12	2	0	0	0	15	
14	JEFFRIES, Tasia		0-1	0-0	0-0	0	0	0	1	0	1	2	0	0	4	
21	TAYLOR, Ellie		0-0	0-0	0-0	0	0	0	1	0	0	0	0	0	3	
30	HUGHES, Lauryn		0-0	0-0	0-0	1	0	1	0	0	0	0	0	0	3	
34	WILKEN, Kendra		2-4	0-0	1-2	1	2	3	3	5	0	0	0	0	9	
45	DUSHARM, Tara		4-6	0-0	4-6	3	1	4	4	12	0	0	0	0	9	
55	SHIPMAN, Shea		1-3	1-2	0-0	0	0	0	0	3	0	0	0	1	3	
Team						0	2	2								
Totals			34-67	6-18	22-27	13	28	41	24	96	23	8	5	7	200	
1st - FG %:			10-17	58.8%	2nd: 7-15	46.7%	3rd: 7-16	43.8%	4th: 10-19	52.6%	Game: 34-67	50.7%	Deadball			
3FG %:			1-4	25.0%	3-6	50.0%	0-4	0.0%	2-4	50.0%	6-18	33.3%	Rebounds			
FT %:			5-8	63.3%	3-5	60.0%	9-10	90.0%	5-6	83.3%	22-27	81.5%	2			

Officials: Elizabeth Kuzmeski, Saif Esho, Tim Buckner
Technical fouls: Saint Joseph's-None. Saint Louis-None.
Attendance: 6346

Score by periods	1st	2nd	3rd	4th	Total
Saint Joseph's	18	21	14	20	73
Saint Louis	26	20	23	27	96

Last FG - SJU 4th-01:54, SLU 4th-01:36.
Largest lead - SJU by 2 1st-09:39, SLU by 24 4th-00:24.
SJU led for 00:44, SLU led for 38:55, Game was tied for 00:21.

Score tied - 1 time.
Lead changed - 3 times.

2017-18 SAINT JOSEPH'S BASKETBALL • 16

Game 19 • January 24, 2018 • Hagan Arena Duquesne - 61, Saint Joseph's - 42

Saint Joseph's got a team-high 12 points and eight rebounds from **Sarah Veilleux**, but fell to Duquesne, 61-42.

Ahead 19-17 on a layup by **Adashia Franklyn** at the 5:43 mark of the second, Saint Joseph's went cold from there as Duquesne began to build its lead. Held scoreless for a nearly eight-minute span that carried over into the third quarter, the Hawks went 0-for-8 from the field and turned the ball over six times, while the Dukes' Conor Richardson capped her team's run with a three-pointer to put the visitors ahead 32-19.

Falling behind by as many as 18, Saint Joseph's chipped away at Duquesne's lead and made it a 48-38 difference on back-to-back baskets by **Jaryn Garner** with 6:37 to play in the game.

Unfortunately for the Hawks, they'd get no closer than 10 points from there as SJU shot a season-low 25.4 percent from the field.

Duquesne 61 • 17-3, 7-0 A-10

#	Player	Total		3-Ptr		Rebounds			PF	TP	A TO Bk Stl					Min
		FG-FGA	FG-FGA	FT-FTA	Off Def Tot											
10	CANNON, Paige	f	6-9	0-1	1-2	3	7	10	3	13	0	2	5	1	31	
42	LASS, Kadri-Ann	f	4-8	0-1	0-0	0	2	2	2	8	0	1	4	1	29	
02	OMOGROSSO, Chassidy	g	1-10	1-5	1-2	0	3	3	1	4	2	1	0	1	34	
13	VOJINOVIC, Julijana	g	5-14	3-11	3-4	0	10	10	0	16	5	3	0	2	30	
22	RICHARDSON, Conor	g	2-4	0-0	0-0	2	1	3	4	4	1	3	0	1	19	
14	KUTTOR, Eniko	g	2-4	0-0	0-0	1	2	3	2	4	1	0	0	0	13	
21	BAZELAK, Libby		0-2	0-2	4-4	0	0	0	3	4	3	0	0	0	18	
23	TULONEN, Helmi		1-3	0-0	0-0	0	0	0	1	2	1	1	0	0	7	
35	KALIN, Amanda		2-5	1-1	1-2	4	2	6	1	6	0	1	2	3	19	
Team						5	2	7								
Totals			23-59	5-21	10-14	15	29	44	17	61	13	14	11	9	200	
1st - FG %:		6-14	42.9%	2nd: 7-19	36.8%	3rd: 7-10	38.9%	4th: 3-8	37.5%	Game: 23-59	39.0%	Deadeball				
3FG %:		1-4	25.0%	3-8	37.5%	1-6	16.7%	0-3	0.0%	5-21	23.8%	Rebounds				
FT %:		0-0	0.0%	0-0	0.0%	0-0	0.0%	10-14	71.4%	10-14	71.4%					

Saint Joseph's 42 • 9-10, 4-3 A-10

#	Player	Total		3-Ptr		Rebounds			PF	TP	A TO Bk Stl					Min
		FG-FGA	FG-FGA	FT-FTA	Off Def Tot											
30	VEILLEUX, Sarah	f	5-16	0-5	2-3	4	4	8	1	12	1	1	0	3	37	
33	FRANKLYN, Adashia	f	1-9	0-0	2-2	2	5	7	3	4	3	2	2	0	37	
34	FIORAVANTI, Amanda	f	3-8	0-0	3-4	1	4	5	3	9	3	6	2	0	26	
04	BAISDEN, Kristalyn	g	3-10	2-8	0-0	1	2	3	2	8	1	2	0	1	32	
31	GARNER, Jaryn	g	3-11	0-0	1-1	3	5	8	4	7	1	2	0	2	36	
02	ROIG, Lula		0-2	0-1	1-2	0	0	0	0	1	0	2	0	0	13	
11	MARZ, Avery		0-1	0-0	0-0	1	0	1	0	0	0	1	0	0	3	
35	CLAY, Michala		0-2	0-0	1-2	1	1	2	1	1	1	2	0	0	16	
Team						3	2	5								
Totals			15-59	2-14	10-14	16	23	39	14	42	10	18	4	6	200	
1st - FG %:		3-13	23.1%	2nd: 3-17	17.6%	3rd: 5-12	41.7%	4th: 4-17	23.5%	Game: 15-59	25.4%	Deadeball				
3FG %:		1-4	25.0%	0-3	0.0%	1-2	50.0%	0-5	0.0%	2-14	14.3%	Rebounds				
FT %:		4-5	80.0%	2-2	100.0%	2-3	66.7%	2-4	50.0%	10-14	71.4%					

Officials: Joseph Vaszily, Bruce Morris, Geraldine Smith
Technical fouls: Duquesne-None, Saint Joseph's-None.
Attendance: 543

Score by periods	1st	2nd	3rd	4th	Total
Duquesne	13	17	15	16	61
Saint Joseph's	11	8	13	10	42

Last FG - DUQ 4th-04:11, SJU 4th-05:18.
Largest lead - DUQ by 19 4th-00:14, SJU by 2 2nd-09:16.
DUQ led for 34:55, SJU led for 01:40, Game was tied for 03:25.

Score tied - 3 times.
Lead changed - 2 times.

Game 20 • January 28, 2018 • Tom Gola Arena Saint Joseph's - 75, La Salle - 64

Saint Joseph's head coach **Cindy Griffin** earned her 300th victory with the Hawks as her squad downed La Salle, 75-64.

After a back-and-forth start to the city rivalry game, SJU put together a 14-3 run in the second quarter to start to pull away from the Explorers. Down 24-21, the Hawks opened a 35-27 edge as **Amanda Fioravanti** capped the spurt on a layup with 39 seconds left in the period.

Ahead 37-29 to start the third quarter, Saint Joseph's carried momentum into the period as it opened with a 12-2 run to jump out to a 49-31 lead on a layup by **Sarah Veilleux**.

Outscoring the Explorers 30-13 in the quarter, the Hawks pushed their lead to as many as 29 and never looked back en route to the win.

Saint Joseph's 75 • 10-10 (5-3 A-10)

#	Player	Total		3-Ptr		Rebounds			PF	TP	A TO Bk Stl					Min
		FG-FGA	FG-FGA	FT-FTA	Off Def Tot											
33	FRANKLYN, Adashia	f	9-12	0-0	1-4	8	7	15	4	19	2	6	3	1	33	
34	FIORAVANTI, Amanda	f	7-15	0-0	1-2	5	8	13	4	15	5	3	0	0	33	
04	BAISDEN, Kristalyn	g	1-5	1-3	4-4	0	0	0	3	7	1	2	0	0	27	
12	MONAGHAN, Alyssa	g	6-11	1-2	0-0	0	1	1	13	4	0	0	1	1	35	
30	VEILLEUX, Sarah	g	6-6	1-1	0-0	0	1	1	4	13	0	0	0	0	18	
01	FISHER, Whisper		0-0	0-0	0-0	0	0	0	2	0	0	0	0	0	1	
02	ROIG, Lula		1-4	0-0	2-2	0	0	0	1	4	3	0	0	0	13	
11	MARZ, Avery		0-0	0-0	0-0	0	0	0	3	0	0	1	0	0	3	
31	GAHNILH, Jaryn		0-5	0-1	2-2	4	2	6	3	2	0	1	0	0	24	
35	CLAY, Michala		1-2	0-0	0-0	0	0	0	1	2	0	1	0	0	9	
40	BELVEDERE, Cardace		0-0	0-0	0-0	0	0	0	1	0	0	0	0	0	2	
Team						1	2	3								
Totals			31-60	3-7	10-14	18	21	39	27	75	15	15	3	2	198	
FG % 1st Ha*		14-30	46.7%	2nd Ha*	17-30	56.7%	Game	31-60	51.7%	Deadeball						
3FG % 1st Ha*		1-5	20.0%	2nd Ha*	2-7	28.6%	Game	3-7	42.9%	Rebounds						
FT % 1st Ha*		8-10	80.0%	2nd Ha*	2-4	50.0%	Game	10-14	71.4%							

La Salle 64 • 7-14 (2-6 A-10)

#	Player	Total		3-Ptr		Rebounds			PF	TP	A TO Bk Stl					Min
		FG-FGA	FG-FGA	FT-FTA	Off Def Tot											
21	GRIFFIN, Amy	f	5-15	0-0	7-8	0	0	0	1	17	4	1	0	3	38	
22	REESE, Jerry	f	1-1	0-0	0-0	1	1	2	1	2	0	0	0	0	11	
25	MILLER, Shalima	c	1-7	0-0	1-2	0	1	1	1	3	0	2	0	0	27	
01	EDWARDS, Shaquana	g	5-10	2-3	0-0	1	2	3	4	12	1	2	0	3	33	
16	MILLER, Adreana	g	4-11	1-1	10-12	2	1	3	4	19	0	1	0	2	29	
03	BROWN, Rayshel		0-0	0-0	0-0	0	0	0	1	0	0	1	0	0	5	
11	KING, Deja		0-0	0-0	1-2	0	1	1	4	1	0	1	0	1	15	
32	WHITE, Jasmine		0-0	0-0	0-0	0	0	0	0	0	0	0	0	1	3	
35	NGWAH-ANG, Sofia		0-0	0-0	2-4	0	5	5	1	2	0	1	0	0	13	
44	FREELAND, Ashanti		3-4	0-0	2-2	6	1	7	1	8	0	2	1	0	26	
Team						1	2	3								
Totals			19-48	3-4	23-30	11	14	25	18	64	5	11	1	10	200	
FG % 1st Ha*		12-27	44.4%	2nd Ha*	7-21	33.3%	Game	19-48	39.6%	Deadeball						
3FG % 1st Ha*		2-3	66.7%	2nd Ha*	1-1	100.0%	Game	3-4	75.0%	Rebounds						
FT % 1st Ha*		3-4	75.0%	2nd Ha*	20-26	76.9%	Game	23-30	76.7%							

Officials: Shawn D. Goode, Kristi Vera, Natasha Camy
Technical fouls: Saint Joseph's-None, La Salle-None
Attendance: 427

Score by periods	1st	2nd	3rd	4th	Total
Saint Joseph's	19	18	30	8	75
La Salle	17	12	13	22	64

2017-18 SAINT JOSEPH'S BASKETBALL • 17

Game 21 • January 31, 2018 • E.J. Wade Arena VCU - 56, Saint Joseph's - 54

A buzzer-beating three-pointer failed to connect for Saint Joseph's as the Hawks fell at VCU, 56-54.

In a back-and-forth final quarter, the Rams held a 56-54 edge with the ball and 37 seconds to play. Electing to play defense, the Hawks got a turnover with nine seconds to play and advanced the ball to halfcourt with a timeout.

Out of the timeout, Saint Joseph's worked the clock down as **Alyssa Monaghan** pulled up for a game-winning three-pointer at the buzzer, only to have it miss its mark.

In a game that featured 13 lead changes and six ties, the Hawks battled back from down 44-36 to take a 47-46 lead in the early fourth quarter on a layup by **Amanda Fioravanti** with 8:34 to go.

Neither team would lead by more than one point until a pair of free throws by Tera Reed put VCU ahead 56-53 with 39 seconds left.

On the ensuing play, **Kristalyn Baisden** was fouled and made one of two free throws to bring SJU to within 56-54.

Saint Joseph's would get the key stop they needed, but couldn't connect in the final seconds for the win.

Game 22 • February 4, 2018 • Hagan Arena George Mason - 65, Saint Joseph's - 57

Saint Joseph's **Sarah Veilleux** scored a team-high 24 points, but the Hawks couldn't complete a fourth quarter comeback as they fell to George Mason, 65-57.

Leading by as many as eight in the first half, Saint Joseph's found itself down 37-31 midway through the third quarter as the Patriots opened the period on a 15-2 run.

The Hawks battled back to make it 41-40 on a layup by **Amanda Fioravanti** with 59 seconds to go in the quarter.

George Mason responded with six-straight points, taking a 47-40 lead on a pair of free throws by Natalie Butler.

Saint Joseph's answered with a 9-3 spurt as a layup by **Jaryn Garner** brought her team to within 50-49 with 6:15 to play.

That would be as close as the Hawks would get though as the Patriots scored 11-straight points and allowed SJU to come no closer than the final score.

Saint Joseph's 54 • 10-11, 5-4 A-10

#	Player	Total	3-Ptr	Rebounds	PF	TP	A	T	Bk	Stl	Min			
		FG-FGA	FG-FGA	FT-FTA	Off	Def	Tot							
04	BAISDEN, Kristalyn	* 2-10	2-8	3-4	0	1	1	3	9	0	1	0	0	35
12	MONAGHAN, Alyssa	* 6-13	2-6	0-0	1	5	6	1	14	3	0	0	0	40
31	GARNER, Jaryn	* 0-9	0-0	4-4	4	4	8	1	4	1	2	0	2	32
33	FRANKLYN, Adashia	* 7-8	0-0	0-3	2	2	4	3	14	0	4	3	0	38
34	Fioravanti, Amanda	* 6-12	0-0	0-0	4	5	9	4	12	2	1	1	0	31
02	ROIG, Lula	* 0-0	0-0	1-2	0	0	0	1	1	0	0	0	0	6
11	MARZ, Avery	0-1	0-1	0-0	0	2	2	0	0	0	0	0	0	7
35	CLAY, Michala	0-0	0-0	0-0	1	0	1	1	0	0	1	0	0	7
40	BELVEDERE, Candace	0-0	0-0	0-0	0	1	1	1	0	0	0	0	0	4
Team					3	2	5			1				
Totals		21-53	4-15	8-13	15	22	37	15	54	6	10	4	2	200
1st - FG %:		7-16	43.8%	2nd: 3-14	21.4%	3rd: 7-13	53.8%	4th: 4-10	40.0%	Game: 21-53		39.6%	Deadball	
3FG %:		2-5	40.0%	0-3	0.0%	2-5	40.0%	0-2	0.0%	4-15		26.7%	Rebounds	
FT %:		1-2	50.0%	2-2	100.0%	2-2	100.0%	3-7	42.9%	8-13		61.5%	3	

VCU 56 • 5-16, 2-7 A-10

#	Player	*	Total			3-Ptr			Rebounds			PF	TP	A	TO	Bk	Stl	Min
			FG-FGA	FG-FGA	FT-FTA	FG-FGA	FG-FGA	FT-FTA	Off	Def	Tot							
01	ROBINSON, Taya	*	3-9	0-2	2-2			3	2	5	1	8	0	1	0	1	30	
22	ARCHIE, Sydney	*	4-8	0-0	0-2			0	3	3	3	8	0	3	0	2	29	
24	REED, Tera	*	4-8	0-1	10-10			1	4	5	2	18	3	1	0	1	37	
30	HAMMOND, Danielle	*	2-2	0-0	0-0			1	2	3	1	4	1	0	1	0	15	
34	WILLIAMS, Nyra	*	2-4	0-0	0-0			0	1	1	5	4	1	0	0	2	30	
12	PETROVA, Olga		0-4	0-0	0-0			0	0	0	0	0	0	0	0	0	8	
21	SPARKS, Delphynia		0-2	0-2	0-0			0	0	0	0	0	0	0	0	0	5	
23	SKINNER, Sandra		2-7	0-0	2-2			3	1	4	4	6	1	1	0	0	29	
42	JOHNSON, Niya		3-6	2-3	0-0			0	3	3	0	8	2	1	0	0	17	
Team								1	4	5								
Totals			20-50	2-8	14-16			9	20	29	16	56	8	7	1	6	200	
1st - FG %:			4-16	25.0%	2nd: 6-11	54.5%	3rd: 7-12	58.3%	4th: 3-11	27.3%	Game: 20-50			40.0%	Deadball			
3FG %:			0-3	0.0%	1-1	100.0%	1-3	33.3%	0-1	0.0%	2-6			25.0%	Rebounds			
FT %:			4-6	66.7%	4-4	100.0%	0-0	0.0%	6-6	100.0%	14-16			87.5%	1			

Officials: Bryan Brunette, Angelica Suffren, Brandon Enterline
Technical fouls: Saint Joseph's-None. VCU-None.
Attendance: 541

Score by periods	1st	2nd	3rd	4th	Total
Saint Joseph's	17	8	18	11	54
VCU	12	17	15	12	56

Last FG - SJU 4th-03:52, VCU 4th-01:26.
Largest lead - SJU by 9 2nd-06:59, VCU by 8 3rd-08:59.
SJU led for 18:46, VCU led for 17:38, Game was tied for 03:36.

Points	In	Off	2nd	Fast	Bench
SJU	24	8	12	0	1
VCU	20	13	8	4	14

Score tied - 6 times.
Lead changed - 13 times.

George Mason 65 • 18-6, 7-3 A-10

#	Player		Total	3-Ptr			Rebounds							Min	
			FG-FGA	FG-FGA	FT-FTA	Off	Def	Tot	PF	TP	A	T	Bk		Stl
11	BOLTON, Jacy	1	4-8	0-4	6-6	0	6	6	0	14	0	3	0	2	35
20	DODSON, Tayer	1	1-4	1-1	3-4	4	2	6	2	6	3	2	0	0	35
31	BUTLER, Natalie	5	10-20	0-1	7-11	6	10	16	2	27	2	4	2	3	37
14	CARDANO-HILLARY, Nic	5	4-16	0-6	2-3	1	4	5	0	13	2	0	0	2	35
44	KAMINSKI, Sarah	3	1-3	0-2	0-0	0	0	0	2	2	3	1	0	0	28
63	MUSGRAVE, Camden	1	0-1	0-0	0-0	0	0	0	1	0	0	0	0	0	3
03	GRATE, Alexis	1	1-3	0-0	1-2	1	2	3	1	3	0	0	0	1	14
12	KORPINEN, Marika	1	0-1	0-0	0-0	0	0	0	1	0	0	0	0	1	4
33	GAILING, Camarie	1	1-3	0-0	1-2	0	2	2	1	3	1	0	1	0	8
39	MCCOOL, Allie	1	0-0	0-0	0-0	0	0	0	1	0	0	1	0	0	1
Team						4	1	5							
Totals			22-59	1-14	20-28	16	27	43	11	65	11	3	0	200	
1st - FG %:			7-14	50.0%	2nd: 6-11	54.5%	3rd: 7-12	58.3%	4th: 3-11	27.3%	Game: 22-59		37.3%	Deadball	
3FG %:			0-4	0.0%	0-3	0.0%	0-3	0.0%	1-3	33.3%	1-7		14.3%	Rebounds	
FT %:			6-6	100.0%	6-6	100.0%	6-6	100.0%	6-6	100.0%	20-28		71.4%	5	

Saint Joseph's 57 • 10-12, 5-5 A-10

#	Player	Total		3-Ptr		Rebounds							PF	TP	A	TO	Bk	Stl	Min
		FG	FGA	FG	FGA	Off	Def	Tot	Pl	Flt									
33	FRANKLYN, Adashia	1	0-5	0-0	3-0	2	1	3	4	0	0	0	1	0	1	0	25		
34	Fioravanti, Amanda	1	6-12	0-0	2-2	1	7	8	5	14	5	3	0	1	32				
04	BAISDEN, Kristalyn	1	3-13	2-8	0-0	0	1	1	4	8	1	3	0	0	38				
12	MONAGHAN, Alyssa	1	3-11	1-11	0-0	1	4	5	2	3	4	1	0	0	39				
30	VILLELLUX, Sarah	1	9-14	4-8	2-2	2	1	3	3	24	1	4	1	2	36				
01	FISHER, Whisper	1	0-0	0-0	0-0	0	0	0	0	0	0	0	0	0	1				
02	ROIG, Lula	1	1-1	0-0	0-0	0	0	0	0	0	0	0	0	0	2				
37	GAHNLER, Jaryn	1	1-5	0-0	2-2	3	5	8	2	4	1	2	0	2	19				
40	BELVEDERE, Candace	1	1-2	0-0	0-0	0	0	0	3	2	1	0	0	0	8				
Team						2	4	6											
Totals			22-63	7-27	6-6	11	23	34	23	57	13	13	2	5	200				
1st - FG %:			7-14	50.0%	2nd: 6-11	54.5%	3rd: 7-12	58.3%	4th: 3-11	27.3%	Game: 22-63		34.9%	Deadball					
3FG %:			0-4	0.0%	0-3	0.0%	0-3	0.0%	1-3	33.3%	1-7		14.3%	Rebounds					
FT %:			6-6	100.0%	6-6	100.0%	6-6	100.0%	6-6	100.0%	20-28		71.4%	5					

Officials: Ben Smith, Nor Coppe, Kristi Mosley
Technical fouls: George Mason-None. Saint Joseph's-None
Attendance: 343

Score by periods	1st	2nd	3rd	4th	Total
George Mason	13	13	17	22	65
Saint Joseph's	18	13	9	17	57

Last FG - MASON 4th-02:16, SJU 4th-03:27.
Largest lead - MASON by 10 4th-01:29, SJU by 8 1st-04:29.
MASON led for 15:58, SJU led for 21:56, Game was tied for 03:06.

Points	In	Off	2nd	Fast	Bench
George Mason	28	12	19	6	6
SJU	22	7	4	0	8

Score tied - 3 times.
Lead changed - 11 times.

2017-18 SAINT JOSEPH'S BASKETBALL • 19

Game 25 • February 14, 2018 • John M. Belk Arena Saint Joseph's - 64, Davidson - 62

Chelsea Woods' layup with :05 left lifted Saint Joseph's to a 64-62 victory at Davidson .

Leading by as many as 12 in the second half, the Hawks found themselves tied at 62 with under a minute to play and the Wildcats with the ball.

Playing aggressive defense, the Hawks regained possession on a jump ball forced by **Kristalyn Baisden** with 34 seconds to go.

Out of a timeout, Saint Joseph's worked the clock down and got the ball to Woods on the left baseline. Working into the paint, Woods scooped in a layup through traffic to give the Hawks a 64-62 lead with five seconds to play.

Following a timeout, Davidson's Justine Lyon drove for a game-tying shot, but the ball rolled off the rim as the buzzer sounded.

Ahead 47-35 midway through the third, the Hawks saw their advantage fully erased as a jumper by Lyon gave Davidson a 57-56 lead at the 4:37 mark of the fourth.

Behind 61-58, Saint Joseph's battled back to tie the game at 62 all on a layup by **Alyssa Monaghan** with under two minutes to play.

Both teams failed to score in their next possessions, leading to the eventual tie-up by the Hawks.

Game 26 • February 17, 2018 • Hagan Arena Saint Joseph's - 70, La Salle - 49

Outscoring La Salle 41-14 in the second half, Saint Joseph's battled back from a double-digit deficit to earn a 70-49 victory over the Explorers on Senior Day.

Falling behind by as many as 11 in the first half, the Hawks shot 56 percent from the floor in the second half (14-of-25) and held the Explorers to just 24 percent (6-of-24).

Down 30-19 in the second quarter, Saint Joseph's fought back to make it just a six-point deficit by halftime, 35-29, as it outscored the Explorers 6-2 over the final 1:36 of the period.

Scoring the first six points of the third, the Hawks tied the game at 35 all on a layup by **Alyssa Monaghan**.

Taking its first lead of the game, 38-37, on a free throw by **Chelsea Woods** at the 4:56 mark of the third, Saint Joseph's would hold a 49-47 advantage into the final quarter.

Ahead by two, the Hawks dominated at both ends of the court in the fourth quarter as they outscored La Salle, 21-2 to pull away for the win. On the offensive side, Saint Joseph's went 6-of-12 from the field, including 2-of-3 from behind the arc and 7-of-7 from the foul line, while on defense the Hawks caused nine turnovers and held La Salle to just 1-of-10 from the field, with its lone basket coming with 1:37 to play.

Saint Joseph's 64 • 13-12, 8-5 A-10

#	Player	Total		3-Ptr		Rebounds			PF	TP	A		TO	Bk	Stl	Min
		FG-FGA	FG-FGA	FT-FTA	Off	Def	Tot									
32	WOODS, Chelsea	6-11	0-0	5-6	4	2	6	3	17	2	2	0	0	0	0	26
33	FRANKLYN, Adashia	5-9	0-0	2-7	4	4	8	3	12	1	2	2	2	3	3	31
34	FIORAVANTI, Amanda	8-11	0-0	0-0	4	4	8	2	16	5	4	2	1	1	1	34
12	MONAGHAN, Alyssa	2-10	1-7	2-2	0	0	0	1	7	1	1	0	3	3	3	35
30	VEILLEUX, Sarah	3-14	2-6	0-1	1	2	3	4	8	1	1	1	0	0	0	30
02	ROIG, Lulu	0-0	0-0	0-0	0	0	0	0	0	0	0	0	0	0	0	0+
04	BAISDEN, Kristalyn	1-4	0-2	2-2	0	1	1	3	4	1	2	0	2	2	2	22
31	GARNER, Jaryn	0-2	0-0	0-0	2	3	5	3	0	1	1	0	1	1	1	17
Team																
Totals		25-61		3-15		11-18		15		23		38		19		64
1st FG %		7-16		43.8%		2nd FG %		3-8		37.5%		3rd FG %		2-6		33.3%
3rd FG %		2-6		33.3%		4th FG %		0-0		0.0%		Game 3-15		30.0%		Deadball
FT %		3-5		60.0%		2-4		50.0%		3-3		100.0%		11-18		61.1%

Davidson 62 • 10-16, 5-8 A-10

#	Player	Total		3-Ptr		Rebounds			PF	TP	A		TO	Bk	Stl	Min
		FG-FGA	FG-FGA	FT-FTA	Off	Def	Tot									
42	WELLING, Ally	0-0	0-0	2-2	1	0	1	3	2	0	1	0	1	1	1	7
44	LATT, Mackenzie	5-16	0-0	2-2	3	6	9	1	12	1	0	1	2	3	3	36
01	TURNER, Katie	6-14	3-8	1-2	1	2	3	0	16	2	2	0	0	0	0	36
02	TIMPTON, Saadia	1-2	0-0	0-0	0	3	3	3	2	1	0	0	0	0	0	32
05	LYON, Justine	7-19	0-3	4-11	3	4	7	4	18	3	4	0	3	3	28	
00	SPEIGHT, Kianna	2-3	2-3	0-0	0	2	2	3	6	0	3	0	2	17		
11	DONOVAN, Sarah	2-7	0-1	0-0	6	6	12	2	4	1	4	0	0	31		
23	ROLAND, Kyla	0-0	0-0	2-2	0	1	1	5	2	0	1	0	0	7		
10	JOHNSON, Chloe	0-0	0-0	0-0	0	2	2	0	0	1	2	0	0	6		
Team																
Totals		23-61		5-15		11-19		19		26		45		21		62
1st FG %		8-14		57.1%		2nd FG %		3-5		60.0%		3rd FG %		1-5		20.0%
4th FG %		0-0		0.0%		Game 3-15		20.0%		Deadball		Rebounds		2		2
FT %		6-6		100%		5-9		55.6%		2-3		66.7%		11-19		57.9%

Officials: Joseph Vasily, Kathleen Lynch and Nykesha Thompson
Technical fouls: Saint Joseph's-None, Davidson-None
Attendance: 321

Score by periods	1st	2nd	3rd	4th	Total
Saint Joseph's	19	16	16	13	64
Davidson	17	11	18	16	62

Last FG - SJU 4th-00:05, DAV 4th-03:09
Largest lead - SJU by 12 3rd-05:13, DAV by 3 4th-04:04
SJU led for 34:13, DAV led for 03:10, Game was tied for 02:37

Points	In	Off	2nd	Fast	Bench
SJU	40	20	17	4	4
DAV	26	15	14	2	12

Score tied - 2 times
Lead changed - 2 times

La Salle 49 • 8-19, 3-11 A-10

#	Player	Total		3-Ptr		Rebounds			PF	TP	A		TO	Bk	Stl	Min
		FG-FGA	FG-FGA	FT-FTA	Off	Def	Tot									
19	MILLER, Adreana	5-15	2-9	1-1	0	3	3	4	13	0	4	0	1	3	3	37
44	FRANKLYN, Adashia	2-4	0-0	0-0	4	6	10	2	4	2	1	1	0	1	1	31
29	MILLER, Sha'ira	4-7	0-0	0-0	2	1	3	3	8	0	4	0	0	0	0	28
01	FORWARD, Shaquana	1-5	1-3	0-0	0	1	1	3	3	2	0	0	0	0	0	27
21	GRIFFIN, Amy	5-17	1-1	0-0	1	3	4	3	11	3	2	1	1	3	3	39
03	BROWN, Hayshel	1-2	0-0	0-0	0	0	0	0	2	0	0	0	1	3	3	3
11	KING, Deja	0-0	0-0	0-0	0	2	2	1	0	1	3	0	0	16	16	
22	HILL, Jeryn	0-0	0-0	0-0	0	0	0	0	0	0	0	0	0	0	0	1
00	WHITE, Jasmine	0-0	0-0	0-0	0	0	0	0	0	0	0	0	0	0	0	4
35	NGWAFANG, Sophia	3-6	0-0	2-3	4	1	5	0	8	0	2	0	0	14	14	
Team																
Totals		21-56		4-13		3-4		13		17		30		16		49
1st FG %		8-19		42.1%		2nd FG %		3-9		33.3%		3rd FG %		0-0		0.0%
4th FG %		0-0		0.0%		Game 4-13		30.8%		Deadball		Rebounds		2		2
FT %		1-1		100%		3-4		75.0%		2-3		66.7%		11-19		57.9%

Saint Joseph's 70 • 14-12, 9-5 A-10

#	Player		Total		3-Ptr		Rebounds			PF	TP	A			TO	Bk	Stl	Min
			FG-FGA	FG-FGA	FT-FTA	Off	Def	Tot										
32	WOODS, Chelsea	1	6-10	0-0	5-6	4	5	9	1	17	2	4	1	1	2	1	29	
33	FRANKLYN, Adashia	1	3-8	0-0	1-1	0	2	2	1	7	4	3	1	1	3	1	31	
40	BLVDELE, Gardace	1	0-0	0-0	0-0	0	2	3	0	0	0	2	0	0	0	0	8	
12	MONAGHAN, Alyssa	1	4-11	0-3	2-2	0	3	3	1	10	5	0	0	2	3	3	35	
30	VEILLEUX, Sarah	2	5-9	2-4	7-7	0	3	4	1	19	2	0	1	0	3	3	32	
01	FISHER, Whisper	1	0-1	0-0	2-2	2	0	2	0	2	0	0	0	1	1	1	1	
02	ROIG, Lulu	1	0-0	0-0	0-0	0	0	0	0	0	0	0	0	0	0	0	2	
04	BAISDEN, Kristalyn	1	1-2	1-1	0-0	0	1	1	0	3	0	0	0	2	19	19		
11	MARZ, Avery	1	0-0	0-0	0-0	0	0	0	0	0	1	0	0	0	3	3		
21	GAHNEH, Jaryn	1	0-0	0-0	0-0	0	0	0	2	0	1	1	0	0	10	10		
34	FIORAVANTI, Amanda	1	6-8	0-0	0-2	0	1	1	2	12	1	0	0	3	27	27		
03	CLAY, Michala	1	0-1	0-0	0-0	0	1	1	0	0	0	0	0	0	3	3		
	Team						0	5	5									
Totals			25-50	3-8	17-20	8	23	31	9	70	15	11	3	10	203			
1st FG %			12-22															

2017-18 SAINT JOSEPH'S BASKETBALL • 20

Game 27 • February 20, 2018 • Hagan Arena George Washington - 49, Saint Joseph's - 46

A game-tying three-pointer by Saint Joseph's **Sarah Veilleux** missed its mark as George Washington held off a late rally by the Hawks, 49-46.

Fighting back from an 11-point deficit in the third quarter, Saint Joseph's came back to tie the game at 41-41 on a layup by **Amanda Fioravanti** with 7:12 to play.

With the game tied at 44 apiece, the Colonials' Brianna Cummings gave her team a 47-44 advantage on a three-point play with 2:34 to go.

A layup by Fioravanti and a defensive stop gave the Hawks a chance to take the lead with 26 seconds to play.

Down 47-46, the Hawks' **Chelsea Woods** drove to the basket, only to be denied and George Washington to grab the rebound.

Mei-Lyn Bautista increased the Colonials' lead to 49-46 with a pair of free throws with under five seconds remaining, but the Hawks would have a final shot out of a timeout.

Setting up for a final chance, Saint Joseph's would be able to get a look for a game-tying three as Veilleux snuck free into the left corner, but her shot fell just short at the horn.

Game 28 • February 24, 2018 • Rose Hill Gym Saint Joseph's - 52, Fordham - 50

Saint Joseph's **Chelsea Woods**' layup with :01 to play lifted the Hawks to a 52-50 victory at Fordham.

In a defensive battle that came down to the wire, Woods came through for the Hawks in the final moments for the second time in two weeks. Tied at 50 with :22 seconds to go, Saint Joseph's worked the ball to Woods on the left wing. Glancing at the clock and working into the paint, Wood drove to the right block and slid in for the go-ahead basket with :01 seconds to play.

Out of a Fordham timeout, the Rams' got the ball into the corner to Mary Goulding, only to have her game-winning three-pointer blocked by the Hawks' **Sarah Veilleux** as the buzzer sounded.

George Washington 49 • 15-12, 10-5 A-10

#	Player	Total		3-Ptr		Rebounds			PF	TP	A	TO	Bk	Stl	Min
		FG	FGA	FG	FGA	Off	Def	Tot							
01	MAHONEY, Kelsi	1	2-8	2-8	2-2	1	3	4	3	8	1	0	0	1	27
20	LUMA, Nolia	1	3-4	0-0	2-2	3	4	7	3	8	1	2	0	0	31
02	IAPIAS, Camila	2	4-8	1-3	2-2	0	4	4	1	11	1	0	0	1	31
03	CUMMINGS, Brianna	2	4-10	0-0	3-3	0	3	3	0	11	1	3	1	5	39
07	BAUTISTA, Mei-Lyn	1	1-7	1-3	2-2	1	0	1	2	5	2	3	0	1	37
04	LEVY, Lexus	1	0-1	0-1	0-0	0	1	1	0	0	1	2	0	0	13
25	FRANGE, Kell	1	3-7	0-2	0-0	0	4	4	0	6	0	2	0	1	22
Team						2	1	3		1					
Totals		17	45	4	17	11	11	22	9	49	7	13	1	9	203

Saint Joseph's 46 • 14-13, 9-6 A-10

#	Player	Total		3-Ptr		Rebounds			PF	TP	A	TO	Bk	Stl	Min
		FG	FGA	FG	FGA	Off	Def	Tot							
30	VEILLEUX, Sarah	1	4-10	2-7	0-0	0	0	0	4	10	2	2	1	0	36
33	FRANKLYN, Adashia	1	4-6	0-0	0-0	0	5	5	0	8	0	2	2	0	34
34	FIORAVANTI, Amanda	1	4-7	0-0	3-4	3	3	6	3	11	6	5	0	1	33
04	BAISDEN, Kristalyn	2	0-3	0-1	2-2	0	1	1	0	2	1	2	0	0	17
12	MONAGHAN, Alyssa	1	2-5	1-3	2-2	1	2	3	0	7	0	1	0	0	38
02	ROIG, Lulia	1	0-2	0-0	0-0	0	1	1	1	0	1	0	0	0	9
07	GARNER, Jaryn	1	0-1	0-1	0-0	0	2	2	1	0	0	0	0	0	7
32	WOODS, Chelsea	1	4-12	0-0	3-0	1	4	5	2	8	0	1	0	3	29
Team						4	1	5		1					
Totals		18	48	3	12	7	8	15	11	46	10	14	3	4	203

Officials: Bruce Morris, Karen Pirolo, Brandon Entenline
Technical fouls: George Washington-None, Saint Joseph's-None
Attendance: 551

Score by periods	1st	2nd	3rd	4th	Total
George Washington	13	15	9	12	49
Saint Joseph's	14	8	9	15	46

Last FG - GW 4th-00:34, SJU 4th-01:00
Largest lead - GW by 11 3rd 07:23, SJU by 7 1st 01:41
GW led for 20:51, SJU led for 10:21, Game was tied for 03:38

Score tied - 3 times
Lead changed - 8 times

Saint Joseph's 52 • 15-13, 10-6 A-10

#	Player	Total		3-Ptr		Rebounds			PF	TP	A	TO	Bk	Stl	Min
		FG	FGA	FG	FGA	Off	Def	Tot							
33	FRANKLYN, Adashia	1	3-4	0-0	0-0	1	2	3	3	6	1	3	1	1	28
34	FIORAVANTI, Amanda	1	2-12	0-0	2-2	0	4	4	2	6	1	4	0	4	28
12	MONAGHAN, Alyssa	2	0-7	0-4	0-0	0	3	3	3	0	4	1	0	1	39
30	VEILLEUX, Sarah	2	4-7	0-1	1-1	2	2	4	2	9	1	2	1	0	32
32	WOODS, Chelsea	2	10-20	0-0	4-4	2	3	5	3	24	3	1	0	0	33
02	ROIG, Lulia	1	0-0	0-0	0-0	0	0	0	0	0	0	0	0	0	3
04	BAISDEN, Kristalyn	1	1-3	0-1	0-0	0	1	1	3	2	1	0	0	0	21
31	GARNER, Jaryn	1	2-3	0-0	1-3	2	4	6	2	5	0	0	0	1	15
40	BELVEDEIRE, Candace	1	0-0	0-0	0-0	0	1	1	0	0	0	0	0	0	1
Team						4	2	6							
Totals		22	56	0	6	8	10	18	22	52	11	11	2	7	200

FG % 1st Ha* 10.28 35.7% 2nd ha* 12.28 42.9% Game 22.56 39.3%
3FG % 1st Ha* 0.2 0.0% 2nd ha* 0.4 0.0% Game 0.6 0.0%
FT % 1st Ha* 5.7 71.4% 2nd ha* 3.3 100.0% Game 8.10 80.0%

Fordham 50 • 21-8, 12-4 A-10

#	Player	Total		3-Ptr		Rebounds			PF	TP	A	TO	Bk	Stl	Min
		FG	FGA	FG	FGA	Off	Def	Tot							
05	DAVIS, C'mrice	1	8-17	0-0	3-4	5	7	12	4	19	1	2	1	2	37
11	KLUG, Johanna	1	1-7	0-1	4-6	0	4	4	3	6	1	1	1	0	32
34	GOULDING, Mary	1	1-3	1-2	0-0	1	3	4	2	3	1	2	0	1	36
02	HOLDEN, Lauren	2	2-6	1-3	0-0	0	1	1	1	5	4	3	0	0	40
10	CAVANAUGH, Bre	2	3-12	2-5	9-10	2	6	8	1	17	0	0	0	1	38
07	JILLINGS, Zara	1	0-0	0-0	0-0	0	0	0	0	0	0	1	0	0	3
20	HEREMIA, Kendell	1	0-2	0-0	0-0	0	3	3	2	0	1	4	0	0	14
Team						3	1	4							
Totals		15	47	4	13	16	20	36	13	50	8	13	2	4	200

FG % 1st Ha* 6.21 28.6% 2nd ha* 9.26 34.6% Game 15.47 31.9%
3FG % 1st Ha* 1.6 16.7% 2nd ha* 3.7 42.9% Game 4.14 30.9%
FT % 1st Ha* 6.8 75.0% 2nd ha* 10.2 83.3% Game 16.20 80.0%

Officials: Maggie Toeman, Geraldino Smith, Kevin Farow
Technical fouls: Saint Joseph's-None, Fordham-None
Attendance:

Score by periods	1st	2nd	3rd	4th	Total
Saint Joseph's	10	15	14	13	52
Fordham	7	12	19	12	50

Last FG - SJU 4th-00:01, FOR 4th-02:44
Largest lead - SJU by 12 2nd 02:16, FOR by 3 3rd 01:39
SJU led for 29:30, FOR led for 04:29, Game was tied for 06:00

Score tied - 7 times
Lead changed - 8 times

2017-18 SAINT JOSEPH'S BASKETBALL • 21

Game 29 • February 27, 2018 • Hagan Arena Saint Joseph's - 72, VCU - 63

Backed by a career-high 33 points from **Chelsea Woods**, sixth seed Saint Joseph's downed 11th seed VCU, 72-63, in the First Round of the 2018 Atlantic 10 Women's Basketball Championship.

In a close battle throughout, Saint Joseph's entered the final quarter ahead 45-41, but quickly upped its lead to double digits. Behind an 8-0 run, the Hawks opened a 53-41 advantage on a layup by Woods with 8:08 to play.

VCU chipped away at the margin though, cutting it to six, 56-50, at the 5:09 mark on a jumper by Taya Robinson.

Saint Joseph's would keep the Rams at a distance from there though as the Hawks converted at the line, going 14-of-16, as they allowed VCU to get no closer.

Game 30 • March 2, 2018 • Richmond Coliseum Saint Joseph's - 52, Fordham - 49

Sarah Veilleux's three-pointer with :00.6 to go lifted sixth seed Saint Joseph's to a 52-49 victory over third seed Fordham in the quarterfinals of the 2018 Atlantic 10 Women's Basketball Championship.

In a similar situation to last Saturday's thrilling 52-50 victory over the Rams at Rose Hill Gym, the Hawks possession in the final seconds of a tied game. Knotted at 49, Saint Joseph's got the ball to **Chelsea Woods** on the left side of the floor and allowed her room to work the ball into the paint. Unlike last weekend when she sneaked in for the game-winning layup, Woods was double-teamed by the Rams and skipped a pass to Veilleux in the right corner. Catching and shooting in stride, Veilleux buried a three-pointer with :00.6 to give SJU a 52-49 lead.

Following a referee's review of the clock, Fordham heaved the ball on the inbounds only to have Woods snare it as the horn sounded.

VCU 63 • 7-22

#	Player	Total		3-Ptr		Rebounds			PF	TP	A	TO	Bk	Stl	Min
		FG	F-GA	FG	F-GA	Off	Def	Total							
1	ARCHIE, Sydney	2-4	0-0	3-4	2-4	6	4	7	1	4	0	0	0	0	27
22	HAMMOND, Danielle	2-7	0-0	3-4	0-2	2	2	1	7	1	0	2	0	0	30
36	ROBINSON, Taya	7-16	2-4	2-2	2-2	4	4	18	3	1	0	0	0	0	34
24	HILL, Terri	2-8	1-1	4-6	1	1	2	4	9	0	0	0	2	0	36
34	WILLIAMS, Nyra	4-8	0-3	5-5	0	3	3	13	0	2	0	0	0	0	33
47	SPARKS, Daphnya	1-4	1-1	0-0	0	1	0	3	0	1	0	1	0	1	8
25	SKINNELL, Sandra	1-2	0-0	2-2	1	0	1	2	4	0	2	0	1	1	16
33	PETROVA, Olga	0-2	0-1	2-2	0	1	1	5	2	0	2	0	0	0	16
Team						1									1
Totals		19-51	4-10	21-25	7-15	22	24	63	5	13	2	4	2	4	200

Saint Joseph's 72 • 16-13

#	Player	Total		3-Ptr		Rebounds			PF	TP	A	TO	Bk	Stl	Min
		FG	F-GA	FG	F-GA	Off	Def	Total							
32	WOODS, Chelsea	12-16	0-0	3-12	1	6	7	2	33	2	1	2	1	0	37
33	FRANKLYN, Adashia	2-6	0-0	2-2	1	4	5	1	6	0	2	0	0	0	32
34	FRANKLYN, Adashia	2-3	0-0	0-0	1	4	5	4	1	1	1	1	1	1	17
12	MONAGHAN, Alyssa	0-3	0-1	12-12	0	6	6	0	12	4	3	0	1	1	35
30	VEILLEUX, Sarah	5-13	1-7	3-3	0	3	3	3	14	4	3	2	0	0	35
02	HOIG, Lula	0-0	0-0	0-0	0	0	0	0	0	0	0	0	0	0	3
04	BAISDEN, Kristalyn	1-3	1-2	0-0	0	0	0	4	3	4	0	0	0	0	25
31	GARNER, Jaryn	0-1	0-0	0-0	1	0	1	4	0	2	0	0	0	0	14
35	CLAY, Michala	0-0	0-0	0-0	0	0	0	0	0	0	0	0	0	0	1
40	BELVEDERE, Candace	0-0	0-0	0-0	0	0	0	0	0	0	0	0	0	0	1
Team						3									1
Totals		22-45	2-10	26-29	7-25	32	18	72	15	13	5	3	5	3	200

Officials: Katherine Lynch, Shanon Goode, John Capolino
Technical fouls: VCU-None, Saint Joseph's-None
Attendance: 516

Score by periods	1st	2nd	3rd	4th	Total
VCU	13	10	18	22	63
Saint Joseph's	13	18	14	27	72

Last FG - VCU 4th 26:11, SJU 2nd 37:32
Largest lead - VCU by 5 1st 26:39, SJU by 12 4th 28:18
VCU led for 25:44, Stalled for 28:39. Game was tied for 25:36

Score tied - 4 times
Lead changed - 4 times

Saint Joseph's 52 • 17-13

#	Player	Total		3-Ptr		Rebounds			PF	TP	A	TO	Bk	Stl	Min
		FG	F-GA	FG	F-GA	Off	Def	Total							
12	MONAGHAN, Alyssa	0-6	0-0	0-0	0	7	7	1	0	4	0	0	0	0	39
30	VEILLEUX, Sarah	2-8	1-6	0-0	1	2	3	3	5	1	0	0	1	0	33
32	WOODS, Chelsea	7-15	0-0	4-4	3	2	5	3	18	3	1	0	1	1	27
33	FRANKLYN, Adashia	6-10	0-0	0-4	3	5	8	0	12	0	1	0	0	0	34
34	FIORAVANTI, Amanda	4-11	0-0	5-7	0	2	2	3	13	2	2	2	0	0	26
02	HOIG, Lula	0-0	0-0	0-0	0	0	0	0	0	0	0	0	0	0	1
04	BAISDEN, Kristalyn	1-4	0-3	0-0	0	1	1	0	2	0	0	0	0	0	28
31	GARNER, Jaryn	1-4	0-0	0-0	2	2	4	1	2	1	0	0	1	1	12
Team						3									1
Totals		21-58	1-9	9-15	12	25	37	11	52	11	4	2	3	2	200

1st - FG %: 3-13 23.1% 2nd: 5-17 29.4% 3rd: 6-15 40.0% 4th: 7-13 53.8% Game: 21-58 36.2% Deadball
3FG %: 0-2 0.0% 0-3 0.0% 0-2 0.0% 1-2 50.0% 1-9 11.1% Rebounds
FT %: 0-2 0.0% 0-2 0.0% 6-7 85.7% 3-4 75.0% 9-15 60.0% 2

Fordham 49 • 22-9

#	Player	Total		3-Ptr		Rebounds			PF	TP	A	TO	Bk	Stl	Min
		FG	F-GA	FG	F-GA	Off	Def	Total							
02	HOLDEN, Lauren	3-10	3-5	0-0	0	0	0	1	9	3	1	0	0	0	40
05	DAVIS, G'mrice	5-12	0-0	3-4	3	15	18	4	13	0	3	1	0	0	37
10	CAVANAUGH, Bre	5-12	2-5	5-6	2	6	8	1	17	3	4	0	0	0	40
11	KLUG, Johanna	1-4	0-1	0-0	1	3	4	5	2	0	1	0	0	0	24
34	GOULDING, Mary	3-11	2-6	0-0	0	2	2	2	8	0	1	0	1	1	40
00	JILLINGS, Zara	0-0	0-0	0-0	0	1	1	2	0	0	0	0	0	0	16
20	HEREMAIA, Kendell	0-1	0-0	0-0	1	1	2	2	0	0	1	0	0	0	3
Team						2									1
Totals		17-50	7-17	8-10	9	29	38	17	49	6	11	1	1	1	200

1st - FG %: 5-15 33.3% 2nd: 3-13 23.1% 3rd: 4-12 33.3% 4th: 5-10 50.0% Game: 17-50 34.0% Deadball
3FG %: 3-5 60.0% 1-5 20.0% 2-5 40.0% 1-2 50.0% 7-17 41.2% Rebounds
FT %: 0-0 0.0% 4-4 100.0% 1-1 100.0% 3-5 60.0% 8-10 80.0% 1

Officials:
Technical fouls: Saint Joseph's-None, Fordham-None.
Attendance: 2954

Score by periods	1st	2nd	3rd	4th	Total
Saint Joseph's	6	10	18	18	52
Fordham	13	11	11	14	49

Last FG - SJU 4th 00:01, FOR 4th 00:22.
Largest lead - SJU by 4 4th 05:07, FOR by 14 2nd 05:54.
SJU led for 08:28, FOR led for 27:15. Game was tied for 03:59.

Score tied - 6 times.
Lead changed - 5 times.

2017-18 SAINT JOSEPH'S BASKETBALL • 22

Game 31 • March 3, 2018 • Richmond Coliseum Saint Joseph's - 58, Saint Louis - 49

Saint Joseph's advanced to title game of the 2018 Atlantic 10 Championship as the sixth seeded Hawks downed seventh seed Saint Louis, 58-49, in a semifinal matchup.

Leading from the start and never falling behind, the Hawks sprinted out to a 14-4 lead as a jumpshot by **Amanda Fioravanti** capped a 9-0 run at 4:56 of the first quarter.

Ahead by 10 early in the second, Saint Joseph's saw its advantage cut to two, 18-16, as the Billikens scored eight-straight points in a 90-second span early in the quarter.

The Hawks would take a 24-18 advantage into the third quarter and opened a nine-point lead, 33-24, on a three-pointer by **Sarah Veilleux** at the 6:31 mark.

Again Saint Louis responded, as a layup by Jackie Kempf brought the Billikens back within three, 33-30, with 3:47 left in the third.

Once again the Hawks' resolve came through as a three-pointer by **Kristalyn Baisden** capped an 8-0 spurt that gave SJU a 41-30 lead.

Up 49-39 with under three minutes to play in the fourth quarter, Saint Joseph' used the clock and got key buckets and free throws to secure its first A-10 title game appearance since 2013 and 12th overall.

Game 32 • March 4, 2018 • Richmond Coliseum George Washington - 65, Saint Joseph's - 49

Saint Joseph's run to an Atlantic 10 title came up just short as the Hawks fell to George Washington, 65-49, in the finals of the 2018 Atlantic 10 Championship

After a back-and-forth start that saw the game tied at 10 apiece, George Washington pieced together a 10-0 run that continued into the second quarter as a three-pointer by Kelsi Mahoney made it 20-10 at the 9:12 mark.

The Hawks chipped away and got within 22-18 on a layup by **Chelsea Woods**.

The Colonials answered though, scoring five-straight points to push its lead to 27-18.

Entering the third quarter down 32-24, Saint Joseph's battled back to make it 36-31 on a layup by **Kristalyn Baisden** with 5:31 to go in the period.

However, George Washington countered with a 7-0 spurt as a layup by Neila Luma made it 43-31.

Saint Joseph's would get no closer than 10 from there though.

Saint Louis 49 • 17-15

#	Player	Total			3-Ptr			Rebounds			PF	TP	A TO Blk Stl				Min
		FG	FGA	FT	FG	FGA	FT	Off	Def	Tot			A	TO	Blk	Stl	
03	KEMPH, Jackie	*	6-13	1-2	4-4	0	3	3	0	17	0	5	1	1	40		
05	COVINGTON, Aaliyah	*	2-6	0-1	0-0	2	2	4	1	4	1	3	0	0	23		
10	VLIET, Jenny		0-5	0-2	0-0	2	6	8	3	0	0	2	1	0	28		
15	RAKERS, Paige	*	5-15	2-7	2-2	0	1	1	2	14	2	1	0	1	36		
42	GITS, Maddison	*	1-7	0-1	0-0	1	5	6	2	2	1	1	0	1	29		
04	MCAHAN, Kerri		1-3	0-0	2-2	1	0	1	5	4	0	1	0	1	18		
14	JEFFRIES, Tasia		0-1	0-1	0-0	0	0	0	0	0	0	0	0	0	1		
20	FRANTZ, Jordyn		1-3	0-1	0-0	0	1	1	1	2	0	0	0	0	15		
45	DUSHARM, Tara		3-6	0-0	0-0	1	3	4	0	6	0	2	0	0	10		
Team								4	1	5							
Totals			19-59	3-15	8-8	11	22	33	14	49	4	15	2	5	200		
1st - FG %:		4-18	22.2%	2nd: 4-15	26.7%	3rd: 6-12	50.0%	4th: 5-14	35.7%	Game: 19-59		32.2%	Deadball				
3FG %:		0-3	0.0%	2-7	28.6%	0-1	0.0%	1-4	25.0%	3-15		20.0%	Rebounds				
FT %:		0-0	0.0%	0-0	0.0%	4-4	100.0%	4-4	100.0%	8-8		100.0%					

Saint Joseph's 58 • 18-13

#	Player	*	Total			3-Ptr			Rebounds			PF	TP	A TO Blk Stl				Min
			FG	FGA	FT	FG	FGA	FT	Off	Def	Tot			A	TO	Blk	Stl	
12	MONAGHAN, Alyssa	*	3-7	2-4	5-6	0	4	4	1	13	5	2	0	3	39			
30	VEILLEUX, Sarah	*	3-8	1-3	0-0	1	4	5	3	7	2	0	1	1	30			
32	WOODS, Chelsea	*	5-11	0-0	5-6	2	8	10	3	15	1	5	1	1	31			
33	FRANKLYN, Adashia	*	3-6	0-0	0-0	1	3	4	4	6	1	3	0	0	19			
34	FIORAVANTI, Amanda	*	4-11	0-0	1-2	0	6	6	2	9	3	2	1	2	35			
02	ROIG, Lula		0-0	0-0	0-0	0	0	0	0	0	0	1	0	0	1			
04	BAISDEN, Kristalyn		2-5	2-4	0-0	0	1	1	1	6	1	0	0	0	28			
31	GARNER, Jaryn		1-1	0-0	0-0	2	2	4	2	2	2	1	0	1	17			
Team							1	1	2									
Totals				21-49	5-11	11-14	7	29	36	16	58	15	16	3	8	200		
1st - FG %:			7-13	53.8%	2nd: 3-12	25.0%	3rd: 7-15	46.7%	4th: 4-9	44.4%	Game: 21-49	42.9%	Deadball					
3FG %:			1-2	50.0%	1-4	25.0%	3-5	60.0%	0-0	0.0%	5-11	45.5%	Rebounds					
FT %:			1-2	50.0%	1-2	50.0%	0-0	0.0%	9-10	90.0%	11-14	78.6%	2					

Officials:
Technical fouls: Saint Louis-None. Saint Joseph's-None.
Attendance: 1709

Score by periods	1st	2nd	3rd	4th	Total
Saint Louis	8	10	16	15	49
Saint Joseph's	16	8	17	17	58

Last FG - SJU 4th-00:19, SJU 4th-01:15.
Largest lead - SLU None, SJU by 11 3rd-00:53.
SLU led for 00:00, SJU led for 39:22, Game was tied for 00:29.

Score tied - 1 time.
Lead changed - 0 times.

Saint Joseph's 49 • 18-14

#	Player		Total			3-Ptr			Rebounds			PF	TP	A	TO	Blk	Stl	Min
			FG	FGA	FT	FG	FGA	FT	Off	Def	Tot							
33	FRANKLYN, Adashia	f	4-8	0-0	1-3	4	5	9	2	9	1	4	0	1	30			
34	FIORAVANTI, Amanda	f	6-9	0-0	0-0	1	2	3	3	12	1	2	0	0	28			
12	MONAGHAN, Alyssa	g	3-8	0-3	0-0	0	3	3	2	6	2	0	0	0	39			
30	VEILLEUX, Sarah	g	1-3	0-1	0-0	0	0	0	0	2	2	0	0	0	16			
32	WOODS, Chelsea	g	4-10	0-0	0-0	0	3	3	4	8	4	6	1	0	34			
02	ROIG, Lula		1-3	0-0	0-0	0	1	1	0	2	0	1	0	0	4			
04	BAISDEN, Kristalyn		2-6	0-4	0-0	0	0	0	3	4	0	0	0	0	27			
11	MARZ, Avery		0-1	0-0	0-0	0	0	0	0	0	0	0	0	0	1			
31	GARNER, Jaryn		3-3	0-0	0-0	3	1	4	1	6	3	2	0	0	20			
40	BELVEDERE, Candace		0-0	0-0	0-0	0	0	0	0	0	0	0	0	0	1			
Team								2	3	5								
Totals			24-51	0-8	1-3	10	18	28	15	49	13	16	1	1	200			
1st - FG %:			5-14	35.7%	2nd: 7-12	58.3%	3rd: 6-12	50.0%	4th: 6-13	46.2%	Game: 24-51	47.1%	Deadball					
3FG %:			0-1	0.0%	0-3	0.0%	0-1	0.0%	0-3	0.0%	0-8	0.0%	Rebounds					
FT %:			0-0	0.0%	0-0	0.0%	1-3	33.3%	0-0	0.0%	1-3	33.3%	0					

George Washington 65 • 19-13

#	Player	Total			3-Ptr		Rebounds			PF	TP	A TO Blk Stl				Min
		FG	FGA	FT	FT-FTA	Off	Def	Tot	A			TO	Blk	Stl		
01	MAHONEY, Kelsi	f	4-6	4-6	0-0	1	3	4	0	12	0	0	1	0	31	
30	LUMA, Neila	f	5-6	0-0	0-0	1	5	6	3	10	0	2	3	0	27	
02	TAPIAS, Camila	f	0-2	0-1	0-0	0	2	2	1	0	2	1	0	0	23	
05	CUMMINGS, Brianna	f	4-13	0-0	9-9	2	3	5	2	17	5	1	1	1	38	
21	BAUTISTA, Mei-Lyn	g	3-6	0-1	2-2	0	3	3	1	8	7	0	0	2	36	
03	LATIMER, Chyna		2-3	0-0	0-0	1	0	1	0	4	1	0	0	0	19	
04	LEVY, Lexus		0-1	0-1	0-0	0	0	0	0	0	0	2	0	0	1	
23	CAMPBELL, Taylor		0-0	0-0	0-0	0	0	0	0	0	0	0	0	0	1	
25	PRANGE, Kelli		6-14	1-3	1-1	2	3	5	0	14	0	1	1	2	23	
33	BRESEE, Kendall		0-0	0-0	0-0	0	0	0	0	0	0	0	0	0	1	
Team						1	0	1				3				
Totals			24-51	5-12	12-12	8	19	27	7	65	15	10	6	5	200	
1st - FG %:		8-15	53.3%	2nd: 5-12	41.7%	3rd: 7-17	41.2%	4th: 4-7	57.1%	Game: 24-51	47.1%	Deadball				
3FG %:		0-2	0.0%	2-3	66.7%	1-4	25.0%	2-3	66.7%	5-12	41.7%	Rebounds				
FT %:		0-0	0.0%	4-4	100.0%	2-2	100.0%	6-6	100.0%	12-12	100.0%	1				

Officials:
Technical fouls: Saint Joseph's-None. George Washington-None.
Attendance: 2103

Score by periods	1st	2nd	3rd	4th	Total
Saint Joseph's	10	14	13	12	49
George Washington	16	16	17	16	65

Last FG - SJU 4th-01:15, GW 4th-03:37.
Largest lead - SJU by 2 1st-09:47, GW by 20 4th-03:01.
SJU led for 01:05, GW led for 34:16, Game was tied for 04:32.

Score tied - 5 times.
Lead changed - 1 time.

SEASON HIGHS

#1 WHISPER FISHER

PTS: 6, at Bucknell, 11/15/17
 FGM: 3, at Bucknell, 11/15/17
 FGA: 3, at Bucknell, 11/15/17
 3FGM: --
 3FGA: --
 FTM: 2, at Saint Louis, 1/21/18
 FTA: 4, at Saint Louis, 1/21/18
 OFF REB: 2, vs. La Salle, 2/17/18
 DEF REB: 1, 2x, last at Bucknell, 11/15/17
 TOTAL REB: 2, 2x, last vs. La Salle, 2/17/18
 AST: 2, 2x, last at Bucknell, 11/15/17
 BLK: 1, 3x, last at Villanova, 12/3/17
 STL: 1, 4x, last vs. La Salle, 2/17/18
 MIN: 15, at Bucknell, 11/15/17

#2 LULA ROIG

PTS: 5, 2x, last at Villanova, 12/3/17
 FGM: 1, 9x, last vs. George Mason, 2/4/18
 FGA: 3, 2x, last at Towson, 12/5/17
 3FGM: --
 3FGA: --
 FTM: 3, 3x, last at Villanova, 12/3/17
 FTA: 8, vs. Saint Peter's, 11/26/17
 OFF REB: 3, vs. Saint Peter's, 11/26/17
 DEF REB: 3, at Villanova, 12/3/17
 TOTAL REB: 5, vs. Saint Peter's, 11/26/17
 AST: 4, at Niagara, 11/12/17
 BLK: 1, at Saint Louis, 1/21/18
 STL: 3, vs. Saint Peter's, 11/26/17
 MIN: 14, 2x, last at Villanova, 12/3/17

#3 NAILAH DELINOIS

PTS: --
 FGM: --
 FGA: --
 3FGM: --
 3FGA: --
 FTM: --
 FTA: --
 OFF REB: --
 DEF REB: --
 TOTAL REB: --
 AST: --
 BLK: --
 STL: --
 MIN: --

#4 KRISTALYN BAISDEN

PTS: 19, at Niagara, 11/12/17
 FGM: 7, at Niagara, 11/12/17
 FGA: 14, at St. Bonaventure, 1/3/18
 3FGM: 5, at Niagara, 11/12/17
 3FGA: 10, at Massachusetts, 1/13/18
 FTM: 2, 2x, last at Davidson, 2/14/18
 FTA: 4, at James Madison, 11/19/17
 OFF REB: 3, at St. Bonaventure, 1/3/18
 DEF REB: 2, 2x, last at Saint Louis, 1/21/18
 TOTAL REB: 3, 3x, last at St. Bonaventure, 1/3/18
 AST: 5, at Massachusetts, 1/13/18
 BLK: 1, at Duquesne, 2/10/18
 STL: 3, at Bucknell, 11/15/17
 MIN: 38, vs. George Mason, 2/4/18

#11 AVERY MARZ

PTS: 8, 2x, last at Towson, 12/5/17
 FGM: 3, vs. Saint Peter's, 11/26/17
 FGA: 4, at Towson, 12/5/17
 3FGM: 1, 2x, last vs. Saint Peter's, 11/26/17
 3FGA: 3, at Niagara, 11/12/17
 FTM: 4, at Towson, 12/5/17
 FTA: 4, at Towson, 12/5/17
 OFF REB: 1, 2x, last vs. Rhode Island, 2/7/18
 DEF REB: 2, 4x, last at VCU, 1/31/18
 TOTAL REB: 3, 3x, last at VCU, 1/31/18
 AST: 1, 5x, last vs. Florida, 12/21/17
 BLK: 1, at Duquesne, 2/10/18
 STL: 1, 3x, last vs. Drexel, 12/17/17
 MIN: 13, vs. Penn, 12/11/17

#12 ALYSSA MONAGHAN

PTS: 23, at Niagara, 11/12/17
 FGM: 8, at Niagara, 11/12/17
 FGA: 18, at St. Bonaventure, 1/3/18
 3FGM: 7, at Niagara, 11/12/17
 3FGA: 14, at St. Bonaventure, 1/3/18
 FTM: 12, vs. VCU, 2/27/18
 FTA: 12, vs. VCU, 2/27/18
 OFF REB: 2, at Towson, 12/5/17
 DEF REB: 7, 3x, last at St. Bonaventure, 1/3/18
 TOTAL REB: 8, 2x, last at St. Bonaventure, 1/3/18
 AST: 8, vs. VCU, 12/31/17
 BLK: 1, 2x, last at Towson, 12/5/17
 STL: 4, vs. Eastern Illinois, 11/25/17
 MIN: 40, 2x, last at VCU, 1/31/18

#13 MARY SHEEHAN

PTS: 6, at St. Bonaventure, 1/3/18
 FGM: 2, 5x, last at St. Bonaventure, 1/3/18
 FGA: 6, 2x, last at St. Bonaventure, 1/3/18
 3FGM: 1, 3x, last at St. Bonaventure, 1/3/18
 3FGA: 3, 2x, last at St. Bonaventure, 1/3/18
 FTM: 1, at St. Bonaventure, 1/3/18
 FTA: 2, at St. Bonaventure, 1/3/18
 OFF REB: 3, at Niagara, 11/12/17
 DEF REB: 2, vs. Princeton, 12/20/17
 TOTAL REB: 4, at Niagara, 11/12/17
 AST: 1, 2x, last at St. Bonaventure, 1/3/18
 BLK: 2, at St. Bonaventure, 1/3/18
 STL: 1, at St. Bonaventure, 1/3/18
 MIN: 31, at St. Bonaventure, 1/3/18

#20 KATIE JEKOT

PTS: --
 FGM: --
 FGA: --
 3FGM: --
 3FGA: --
 FTM: --
 FTA: --
 OFF REB: --
 DEF REB: --
 TOTAL REB: --
 AST: --
 BLK: --
 STL: --
 MIN: --

#30 SARAH VEILLEUX

PTS: 25, 2x, last vs. Richmond, 1/10/18
 FGM: 10, vs. Richmond, 1/10/18
 FGA: 16, 2x, last vs. Duquesne, 1/24/18
 3FGM: 5, at James Madison, 11/19/17
 3FGA: 8, 2x, last vs. George Mason, 2/4/18
 FTM: 7, vs. La Salle, 2/17/18
 FTA: 7, vs. La Salle, 2/17/18
 OFF REB: 4, 2x, last at Duquesne, 2/10/18
 DEF REB: 5, 4x, last vs. Richmond, 1/10/18
 TOTAL REB: 8, vs. Duquesne, 1/24/18
 AST: 5, 2x, last vs. Rhode Island, 2/7/18
 BLK: 2, at Saint Louis, 1/21/18
 STL: 4, vs. Eastern Illinois, 11/25/17
 MIN: 38, at Towson, 12/5/17

#31 JARYN GARNER

PTS: 7, vs. Duquesne, 1/24/18
 FGM: 3, 2x, last vs. George Washington, 3/4/18
 FGA: 11, vs. Duquesne, 1/24/18
 3FGM: --
 3FGA: --
 FTM: 2, 2x, last vs. Richmond, 1/10/18
 FTA: 2, 3x, last vs. Richmond, 1/10/18
 OFF REB: 4, vs. Penn, 12/11/17
 DEF REB: 7, at Duquesne, 2/10/18
 TOTAL REB: 8, 2x, last vs. George Mason, 2/4/18
 AST: 4, 3x, last at Duquesne, 2/10/18
 BLK: 1, 2x, last at Temple, 11/29/17
 STL: 2, 5x, last vs. George Mason, 2/4/18
 MIN: 36, vs. Duquesne, 1/24/18

#32 CHELSEA WOODS

PTS: 33, vs. VCU, 2/27/18
 FGM: 12, vs. VCU, 2/27/18
 FGA: 20, at Fordham, 2/24/17
 3FGM: --
 3FGA: --
 FTM: 9, 2x, last vs. VCU, 2/27/18
 FTA: 12, 2x, last vs. VCU, 2/27/18
 OFF REB: 7, at Towson, 12/5/17
 DEF REB: 9, at Bucknell, 11/15/17
 TOTAL REB: 11, 5x, last at Massachusetts, 1/13/18
 AST: 6, vs. Richmond, 1/10/18
 BLK: 4, vs. Drexel, 12/17/17
 STL: 3, vs. George Washington, 2/20/18
 MIN: 37, vs. VCU, 2/27/18

#33 ADASHIA FRANKLYN

PTS: 15, vs. Eastern Illinois, 11/25/17
 FGM: 6, 2x, last vs. Penn, 12/11/17
 FGA: 14, at Temple, 11/29/17
 3FGM: --
 3FGA: --
 FTM: 4, at Niagara, 11/12/17
 FTA: 11, vs. Rhode Island, 2/7/18
 OFF REB: 7, vs. Richmond, 1/10/18
 DEF REB: 10, at Niagara, 11/12/17
 TOTAL REB: 15, at Niagara, 11/12/17
 AST: 4, vs. La Salle, 2/17/18
 BLK: 4, at Duquesne, 2/10/18
 STL: 2, vs. Florida, 12/21/17
 MIN: 39, vs. Dayton, 1/7/18

#34 AMANDA FIORAVANTI

PTS: 22, at Temple, 11/29/17
 FGM: 8, vs. Princeton, 12/20/17
 FGA: 17, at Bucknell, 11/15/17
 3FGM: --
 3FGA: --
 FTM: 8, at Temple, 11/29/17
 FTA: 11, at Temple, 11/29/17
 OFF REB: 5, at St. Bonaventure, 1/3/18
 DEF REB: 11, 2x, last vs. Rhode Island, 2/7/18
 TOTAL REB: 13, 3x, last vs. Rhode Island, 2/7/18
 AST: 6, vs. George Washington, 2/20/18
 BLK: 3, vs. Dayton, 1/7/18
 STL: 4, at Fordham, 2/24/17
 MIN: 38, at Temple, 11/29/17

#35 MICHALA CLAY

PTS: 8, at Saint Louis, 1/21/18
 FGM: 4, at Saint Louis, 1/21/18
 FGA: 6, at Saint Louis, 1/21/18
 3FGM: --
 3FGA: --
 FTM: 1, 3x, last at VCU, 1/31/18
 FTA: 2, 2x, last vs. Florida, 12/21/17
 OFF REB: 2, at Saint Louis, 1/21/18
 DEF REB: 3, at Saint Louis, 1/21/18
 TOTAL REB: 5, at Saint Louis, 1/21/18
 AST: 1, 4x, last at Saint Louis, 1/21/18
 BLK: --
 STL: 1, 2x, last vs. Saint Peter's 11/26/17
 MIN: 17, at Saint Louis, 1/21/18

#40 CANDACE BELVEDERE

PTS: 2, 5x, last vs. Rhode Island, 2/7/18
 FGM: 1, 5x, last vs. Rhode Island, 2/7/18
 FGA: 3, 2x, last vs. Florida, 12/21/17
 3FGM: --
 3FGA: 1, vs. Florida, 12/21/17
 FTM: --
 FTA: --
 OFF REB: 2, vs. Florida, 12/21/17
 DEF REB: 2, vs. VCU, 12/31/17
 TOTAL REB: 3, 2x, last vs. La Salle, 2/17/18
 AST: 1, 4x, last vs. Rhode Island, 2/7/18
 BLK: 1, vs. Penn, 12/11/17
 STL: 1, 2x, last vs. Rhode Island, 2/7/18
 MIN: 15, vs. Florida, 12/21/17

CAREER HIGHS

#1 WHISPER FISHER

PTS: 6, at Bucknell, 11/15/17
 FGM: 3, at Bucknell, 11/15/17
 FGA: 3, at Bucknell, 11/15/17
 3FGM: --
 3FGA: --
 FTM: 3, vs. Drake, 1/31/16
 FTA: 4, 2x, last at Saint Louis, 1/21/18
 OFF REB: 2, vs. Western Michigan, 12/2/15
 DEF REB: 4, vs. Western Michigan, 12/2/15
 TOTAL REB: 6, vs. Western Michigan, 12/2/15
 AST: 2, 2, last at Bucknell, 11/15/17
 BLK: 4, vs. Western Michigan, 12/2/15
 STL: 1, 24x, last vs. Saint Peter's, 11/26/17
 MIN: 15, at Bucknell, 11/15/17

#2 LULA ROIG

PTS: 5, 2x, last at Villanova, 12/3/17
 FGM: 1, 9x, last vs. George Mason, 2/4/18
 FGA: 3, 2x, last at Towson, 12/5/17
 3FGM: --
 3FGA: --
 FTM: 3, 3x, last at Villanova, 12/3/17
 FTA: 8, vs. Saint Peter's, 11/26/17
 OFF REB: 3, vs. Saint Peter's, 11/26/17
 DEF REB: 3, at Villanova, 12/3/17
 TOTAL REB: 5, vs. Saint Peter's, 11/26/17
 AST: 4, at Niagara, 11/12/17
 BLK: 1, at Saint Louis, 1/21/18
 STL: 3, vs. Saint Peter's, 11/26/17
 MIN: 14, 2x, last at Villanova, 12/3/17

#3 NAILAH DELINOIS

PTS: --
 FGM: --
 FGA: --
 3FGM: --
 3FGA: --
 FTM: --
 FTA: --
 OFF REB: --
 DEF REB: --
 TOTAL REB: --
 AST: --
 BLK: --
 STL: --
 MIN: --

#4 KRISTALYN BAISDEN

PTS: 19, at Niagara, 11/12/17
 FGM: 7, at Niagara, 11/12/17
 FGA: 14, 2x, last at St. Bonaventure, 1/3/18
 3FGM: 6, vs. Massachusetts, 1/7/17
 3FGA: 10, 2x, last at Massachusetts, 1/13/18
 FTM: 6, vs. St. Bonaventure, 1/29/17
 FTA: 6, vs. St. Bonaventure, 1/29/17
 OFF REB: 3, at St. Bonaventure, 1/3/18
 DEF REB: 3, at Richmond, 12/31/16
 TOTAL REB: 4, at Richmond, 12/31/16
 AST: 5, at Massachusetts, 1/13/18
 BLK: 1, 3x, last vs. George Mason, 2/21/17
 STL: 3, at Bucknell, 11/15/17
 MIN: 38, vs. George Mason, 2/4/18

#11 AVERY MARZ

PTS: 8, 2x, last at Towson, 12/5/17
 FGM: 3, vs. Saint Peter's, 11/26/17
 FGA: 4, at Towson, 12/5/17
 3FGM: 1, 2x, last vs. Saint Peter's, 11/26/17
 3FGA: 3, at Niagara, 11/12/17
 FTM: 4, at Towson, 12/5/17
 FTA: 4, at Towson, 12/5/17
 OFF REB: 1, 2x, last vs. Rhode Island, 2/7/18
 DEF REB: 2, 4x, last at VCU, 1/31/18
 TOTAL REB: 3, 3x, last at VCU, 1/31/18
 AST: 1, 4x, last vs. Drexel, 12/17/17
 BLK: --
 STL: 1, 3x, last vs. Drexel, 12/17/17
 MIN: 13, vs. Penn, 12/11/17

#12 ALYSSA MONAGHAN

PTS: 23, at Niagara, 11/12/17
 FGM: 8, at Niagara, 11/12/17
 FGA: 23, at Richmond, 12/31/16
 3FGM: 7, at Niagara, 11/12/17
 3FGA: 14, at St. Bonaventure, 1/3/18
 FTM: 12, vs. VCU, 2/27/18
 FTA: 12, vs. VCU, 2/27/18
 OFF REB: 2, at Towson, 12/5/17
 DEF REB: 7, 4x, last at St. Bonaventure, 1/3/18
 TOTAL REB: 8, 2x, last at St. Bonaventure, 1/3/18
 AST: 8, vs. VCU, 12/31/17
 BLK: 1, 3x, last at Towson, 12/5/17
 STL: 4, vs. Eastern Illinois, 11/25/17
 MIN: 40, 3x, last at VCU, 1/31/18

#13 MARY SHEEHAN

PTS: 6, at St. Bonaventure, 1/3/18
 FGM: 2, 5x, last at St. Bonaventure, 1/3/18
 FGA: 6, 2x, last at St. Bonaventure, 1/3/18
 3FGM: 1, 3x, last at St. Bonaventure, 1/3/18
 3FGA: 3, 2x, last at St. Bonaventure, 1/3/18
 FTM: 1, at St. Bonaventure, 1/3/18
 FTA: 2, at St. Bonaventure, 1/3/18
 OFF REB: 3, at Niagara, 11/12/17
 DEF REB: 2, vs. Princeton, 12/20/17
 TOTAL REB: 4, at Niagara, 11/12/17
 AST: 1, 2x, last at St. Bonaventure, 1/3/18
 BLK: 2, at St. Bonaventure, 1/3/18
 STL: 1, at St. Bonaventure, 1/3/18
 MIN: 31, at St. Bonaventure, 1/3/18

#20 KATIE JEKOT

PTS: --
 FGM: --
 FGA: --
 3FGM: --
 3FGA: --
 FTM: --
 FTA: --
 OFF REB: --
 DEF REB: --
 TOTAL REB: --
 AST: --
 BLK: --
 STL: --
 MIN: --

#30 SARAH VEILLEUX

PTS: 25, 2x, last vs. Richmond, 1/10/18
 FGM: 9, 2x, last vs. Eastern Illinois, 11/25/17
 FGA: 16, 2x, last vs. Duquesne, 1/24/18
 3FGM: 5, 2x, last at James Madison, 11/19/17
 3FGA: 9, vs. NJIT, 12/13/16
 FTM: 7, vs. La Salle, 2/17/18
 FTA: 7, vs. La Salle, 2/17/18
 OFF REB: 4, 2x, last at Duquesne, 2/10/18
 DEF REB: 9, vs. La Salle, 3/3/17
 TOTAL REB: 11, at VCU, 2/15/17
 AST: 5, 2x, last vs. Rhode Island, 2/7/18
 BLK: 3, at New Mexico, 11/26/16
 STL: 4, vs. Eastern Illinois, 11/25/17
 MIN: 40, at Central Michigan, 12/9/16

#31 JARYN GARNER

PTS: 11, vs. BYU, 11/25/16
 FGM: 4, vs. BYU, 11/25/16
 FGA: 11, vs. Duquesne, 1/24/18
 3FGM: 1, 2x, last at Penn, 11/22/16
 3FGA: 2, vs. Bucknell, 11/13/16
 FTM: 3, 3x, last vs. BYU, 11/25/16
 FTA: 6, vs. BYU, 11/25/16
 OFF REB: 4, 2x, last vs. Penn, 12/11/17
 DEF REB: 7, at Duquesne, 2/10/18
 TOTAL REB: 8, 2x, last vs. George Mason, 2/4/18
 AST: 6, vs. Rhode Island, 2/25/17
 BLK: 1, 5x, last at Temple, 11/29/17
 STL: 3, 2x, last vs. Duquesne, 3/4/17
 MIN: 36, vs. Duquesne, 1/24/18

#32 CHELSEA WOODS

PTS: 33, vs. VCU, 2/27/18
 FGM: 12, vs. VCU, 2/27/18
 FGA: 20, at Fordham, 2/24/17
 3FGM: --
 3FGA: 2, vs. Bucknell, 11/13/16
 FTM: 9, 5x, last vs. VCU, 2/27/18
 FTA: 12, 2x, last vs. VCU, 2/27/18
 OFF REB: 9, vs. Massachusetts, 1/10/15
 DEF REB: 9, 7x, last at Bucknell, 11/15/17
 TOTAL REB: 17, vs. Rhode Island, 3/3/16
 AST: 6, vs. Richmond, 1/10/18
 BLK: 4, vs. Drexel, 12/17/17
 STL: 6, vs. Bucknell, 11/13/16
 MIN: 37, vs. VCU, 2/27/18

#33 ADASHIA FRANKLYN

PTS: 23, 2x, last vs. Rhode Island, 2/25/17
 FGM: 9, vs. James Madison, 12/28/16
 FGA: 17, at Richmond, 12/31/16
 3FGM: --
 3FGA: 1, at Rhode Island, 2/11/15
 FTM: 11, vs. Rhode Island, 2/25/17
 FTA: 13, vs. Rhode Island, 2/25/17
 OFF REB: 12, at Richmond, 12/31/16
 DEF REB: 13, at Richmond, 12/31/16
 TOTAL REB: 25, at Richmond, 12/31/16
 AST: 4, 2x, last vs. La Salle, 2/17/18
 BLK: 4, 3x, last vs. Fordham, 1/18/17
 STL: 3, 2x, last at Iona, 11/16/16
 MIN: 42, at Dayton, 1/21/17

#34 AMANDA FIORAVANTI

PTS: 22, at Temple, 11/29/17
 FGM: 8, 4x, last vs. Princeton, 12/20/17
 FGA: 17, at Bucknell, 11/15/17
 3FGM: --
 3FGA: --
 FTM: 8, at Temple, 11/29/17
 FTA: 11, at Temple, 11/29/17
 OFF REB: 6, 2x, last vs. Duquesne, 3/4/17
 DEF REB: 10, vs. Penn, 12/8/15
 TOTAL REB: 13, at St. Bonaventure, 1/3/18
 AST: 6, 2x, last vs. George Washington, 2/20/18
 BLK: 5, vs. George Mason, 2/21/17
 STL: 5, at Rhode Island, 1/25/17
 MIN: 38, at Temple, 11/29/17

#35 MICHALA CLAY

PTS: 8, 2x, last at Saint Louis, 1/21/18
 FGM: 4, at Saint Louis, 1/21/18
 FGA: 6, 2x, last at Saint Louis, 1/21/18
 3FGM: --
 3FGA: --
 FTM: 4, vs. NJIT, 12/13/16
 FTA: 4, vs. NJIT, 12/13/16
 OFF REB: 2, 2x, last at Saint Louis, 1/21/18
 DEF REB: 4, vs. Seton Hall, 11/21/15
 TOTAL REB: 5, at Saint Louis, 1/21/18
 AST: 2, 2x, last vs. Massachusetts, 1/7/17
 BLK: 1, vs. Davidson, 2/18/17
 STL: 2, at Richmond, 12/31/16
 MIN: 17, at Saint Louis, 1/21/18

#40 CANDACE BELVEDERE

PTS: 2, 5x, last vs. Rhode Island, 2/7/18
 FGM: 1, 5x, last vs. Rhode Island, 2/7/18
 FGA: 3, 2x, last vs. Florida, 12/21/17
 3FGM: --
 3FGA: 1, vs. Florida, 12/21/17
 FTM: --
 FTA: --
 OFF REB: 2, vs. Florida, 12/21/17
 DEF REB: 2, vs. VCU, 12/31/17
 TOTAL REB: 3, vs. Florida, 12/21/17
 AST: 1, 4x, last vs. Rhode Island, 2/7/18
 BLK: 1, vs. Penn, 12/11/17
 STL: 1, 3x, last vs. Rhode Island, 2/7/18
 MIN: 15, vs. Florida, 12/21/17

GAME-BY-GAME RESULTS

DATE	OPPONENT	SCORE	W/L	ATT	HIGH POINTS	HIGH REBOUNDS	HIGH ASSISTS	HIGH STEALS
Nov. 12	at Niagara	93-69	W	463	Monaghan.....23	Franklyn9	Monaghan/5 Veilleux	Veilleux/1 Woods
Nov. 15	at Bucknell	77-53	W	704	Woods.....21	Woods9	Monaghan6	Baisden3
Nov. 19	at James Madison	73-66	W	1,850	Veilleux.....25	Monaghan7	Monaghan7	Woods2
Nov. 25	^ Eastern Illinois	80-62	W	877	Veilleux.....22	Woods11	Woods5	Monaghan/4 Veilleux
Nov. 26	^ Saint Peter's	87-58	W	732				
Nov. 29	at Temple	66-69	L	1,028	Fioravanti.....22	Woods11	Fioravanti/3 Veilleux	Baisden2
Dec. 3	# at #25/24 Villanova	44-79	L	1,519	Franklyn10	Woods6	Roig3	Veilleux1
Dec. 5	at Towson	66-90	L	209	Veilleux.....19	Woods9	Fioravanti4	Monaghan2
Dec. 11	# Penn	50-57	L	913	Veilleux.....16	Franklyn13	Fioravanti/Roig...3	Veilleux/Roig.....2
Dec. 17	Drexel	58-65	L	3,551	Monaghan/.....16 Woods	Three tied at5	Monaghan4	Garner/Woods2
Dec. 20	% vs. Princeton	54-63	L	1,054	Fioravanti.....17	Woods8	Monaghan4	Three tied at1
Dec. 21	% at Florida	51-71	L	1,008	Monaghan.....11	Franklyn10	Monaghan/2 Woods	Franklyn/Woods2
Dec. 31	* VCU	79-41	W	711	Veilleux.....20	Franklyn13	Monaghan8	Monaghan2
Jan. 3	* at St. Bonaventure	70-64	W	743	Fioravanti.....16	Fioravanti13	Woods3	Monaghan2
Jan. 7	* Dayton	59-65	L	747	Woods.....15	Woods11	Monaghan/5 Woods	Four tied at1
Jan. 10	* Richmond	81-72	W	681	Veilleux.....25	Franklyn/Woods .11	Monaghan/6 Woods	Garner2
Jan. 13	* at Massachusetts	84-79	W	536	Monaghan.....19 Woods	Woods11	Monaghan7	Fioravanti/Woods2
Jan. 21	* at Saint Louis	73-96	L	6,346	Fioravanti.....18	Franklyn9	Monaghan7	Five tied at1
Jan. 24	* Duquesne	42-61	L	543	Veilleux.....12	Garner/Veilleux...8	Fioravanti/3 Franklyn	Veilleux3
Jan. 28	** at La Salle	75-64	W	427	Franklyn19	Franklyn15	Fioravanti5	Franklyn/Monaghan...1
Jan. 31	* at VCU	54-56	L	541	Fioravanti/14 Monaghan	Fioravanti9	Monaghan3	Garner2
Feb. 4	* George Mason	57-65	L	343	Veilleux.....24	Fioravanti8	Fioravanti5	Garner/Veilleux2
Feb. 7	* Rhode Island	64-46	W	346	Woods.....20	Fioravanti13	Veilleux5	Seven tied at1
Feb. 10	* at Duquesne	69-50	W	711	Monaghan.....17 Veilleux	Woods8	Baisden/Garner .4	Monaghan3
Feb. 14	* at Davidson	64-62	W	321	Woods.....17	Franklyn/Fioravanti .8	Fioravanti5	Monaghan3
Feb. 17	* La Salle	70-49	W	913	Veilleux.....19	Woods9	Monaghan4	Fioravanti3
Feb. 20	* George Washington	46-49	L	551	Fioravanti.....11	Fioravanti6	Fioravanti6	Woods3
Feb. 24	* at Fordham	52-50	W	2,366	Woods.....25	Garner6	Monaghan4	Fioravanti4
Feb. 27	** VCU	72-63	W	516	Woods.....33	Woods7	Monaghan/4 Veilleux	Three tied at1
Mar. 2	** vs. Fordham	52-49	W	2,954	Woods.....18	Woods8	Monaghan4	Three tied at1
Mar. 3	** vs. Saint Louis	58-49	W	1,709	Woods.....15	Woods10	Monaghan5	Monaghan3
Mar. 4	** vs. George Washington	49-65	L	2,103	Fioravanti.....12	Franklyn9	Woods4	Franklyn1

- Big 5; ^ - Hawk Classic; % - Gator Classic; * - Atlantic 10; ** - Atlantic 10 Championship

GAMES AS HIGH SCORER: Veilleux - 10, Woods - 10, Fioravanti - 7, Monaghan - 7, Franklyn - 2

GAMES AS HIGH REBOUNDER: Woods - 15, Franklyn - 9, Fioravanti - 7, Garner - 3, Monaghan - 2, Veilleux - 2

GAMES SCORING DOUBLE FIGURES: Veilleux - 21, Franklyn - 18, Woods - 18, Monaghan - 17, Fioravanti - 16, Baisden - 4

GAMES REBOUNTING DOUBLE FIGURES: Franklyn - 8, Woods - 8, Fioravanti - 3

GAMES SCORING 20 OR MORE POINTS: Woods - 7, Veilleux - 5, Fioravanti - 1, Monaghan - 1

GAMES POSTING A DOUBLE-DOUBLE: Franklyn - 7, Woods - 7, Fioravanti - 2

HAWKS BY THE NUMBERS

SJU's Record in Games...

Decided by 5 points or less	4-3
Decided by 6-10 points	5-5
Decided by 11 points or more	9-6
Played during the day	12-8
Played at night	5-6
Televised	2-2
Home	7-6
Away	9-6
Neutral	2-2
In Overtime	0-0
In November	5-1
In December	1-6
In January	4-4
In February	7-2
In March	2-1
In white uniforms	8-6
In crimson uniforms	10-8
When winning the opening tip-off	16-9

SJU's Record When Scoring....

Less than 60 points	3-11
60-69 points	3-2
70-79 points	7-1
80-89 points	4-0
90-99 points	1-0

SJU's Record When Allowing....

Less than 60 points	8-3
60-69 points	7-7
70-79 points	3-2
80-89 points	0-0
90-100 points	0-2

SJU's Record When....

Leading at the half	15-1
Trailing at the half	3-11
Tied at the half	0-2

SJU's Record When Shooting...

40% or better	15-4
Less than 40%	3-8
Less than 30%	0-2
Better than opponent	16-2
Worse than opponent	2-11
Equal to the opponent	0-1

SJU's Record When...

Outrebounding opponent	14-6
Outrebounded by opponent	4-8
Equal rebounds as opponent	0-0
Committing fewer TOs than opponent	7-1
Committing more TOs than opponent	9-13
Equal TOs as opponent	2-0
Committing 14 or fewer TOs	11-9
Committing 15 or more TOs	7-5
Three players score double figures	5-5
Four players score double figures	7-1
Five players score double figures	3-0

MISCELLANEOUS STATS

Largest winning margin:	38, vs. VCU
Largest lead in a game:	40, vs. VCU
Largest margin of defeat:	35, at Villanova
Largest deficit in a game:	37, at Villanova
Largest deficit overcome to win:	14, vs. Fordham (3/2/18)

Team Superlatives

CATEGORY	SAINT JOSEPH'S HIGH	SAINT JOSEPH'S LOW	OPPONENT'S HIGH	OPPONENTS' LOW
Total Points	93, at Niagara, 11/12/17	44, at Villanova, 12/3/17	96, by Saint Louis, 1/21/18	41, by VCU, 12/31/17
1st Quarter Points	25, 2x, last at Duquesne, 2/10/18	6, vs. Fordham, 3/2/18	26, by Saint Louis, 1/21/18	6, by Rhode Island, 2/7/18
2nd Quarter Points	30, at Niagara, 11/12/17	6, vs. Princeton, 12/20/17	29, by Massachusetts, 1/13/18	7, by St. Bonaventure, 1/3/18
3rd Quarter Points	30, at La Salle, 1/28/18	9, 2x, last vs. George Washington, 2/20/18	31, by St. Bonaventure, 1/3/18	9, 3x, last by George Washington, 2/20/18
4th Quarter Points	28, at Bucknell, 11/15/17	8, 2x, last at Duquesne, 2/10/18	27, by Saint Louis, 1/21/18	2, by La Salle, 2/17/18
Field Goals	35, at Niagara, 11/12/17	15, vs. Duquesne, 1/24/18	34, by Saint Louis, 1/21/18	15, by VCU, 12/31/17
Field Goal Att.	71, at St. Bonaventure, 1/3/18	44, vs. Drexel, 12/17/17	68, 2x, last by Richmond, 1/10/18	45, by George Washington, 2/20/18
Field Goal Pct.	.614, at Niagara, 11/12/17	.254, vs. Duquesne, 1/24/18	.554, by Villanova, 12/3/17	.268, by VCU, 12/31/17
3 Point FG	15, at Niagara, 11/12/17	0, 4x, last vs. George Washington, 3/4/18	10, by St. Bonaventure, 1/3/18	1, by George Mason, 2/4/18
3 Point Att.	27, at St. Bonaventure, 1/3/18	5, at Villanova, 12/3/17	27, by St. Bonaventure, 1/3/18	4, by La Salle, 1/28/18
3 Point Pct.	.750, at Niagara, 11/12/17	.000, 4x, last vs. George Washington, 3/4/18	1.000, by George Washington, 2/20/18	.071, by George Mason, 2/4/18
Free Throws	26, vs. VCU, 2/27/18	1, vs. George Washington, 3/4/18	28, by Niagara, 11/12/17	3, by La Salle, 2/17/18
Free Throw Att.	33, at Saint Louis, 1/21/18	3, vs. George Washington, 3/4/18	33, by Niagara, 11/12/17	4, by La Salle, 2/17/18
Free Throw Pct.	1.000, vs. George Mason, 2/4/18	.333, vs. George Washington, 3/4/18	1.000, 2x, last by George Washington, 3/4/18	.500, by VCU, 12/31/17
Offensive Rebs.	24, at St. Bonaventure, 1/3/18	4, vs. Drexel, 12/17/17	19, 3x, last by Davidson, 2/14/17	5, by Princeton, 12/20/17
Defensive Rebs.	35, vs. VCU, 12/31/17	15, at Villanova, 12/3/17	31, 2x, last by Florida, 12/21/17	14, 2x, last by La Salle, 1/28/18
Total Rebs.	52, at St. Bonaventure, 1/3/18	28, 3x, last vs. George Washington, 3/4/18	50, by Temple, 11/29/17	22, by VCU, 2/27/18
Personal Fouls	28, at Niagara, 11/12/17	9, vs. La Salle, 2/17/18	23, by Temple, 11/29/17	7, by George Washington, 3/4/18
Assists	27, at Massachusetts, 1/13/18	6, at VCU, 1/31/18	23, by Saint Louis, 1/21/18	4, 2x, last by Saint Louis, 3/3/18
Turnovers	22, vs. Drexel, 12/17/17	4, vs. Fordham, 3/2/18	18, 4x, last by La Salle, 2/17/18	7, by VCU, 1/31/18
Blocked Shots	9, at Duquesne, 2/10/18	1, 4x, last vs. George Washington, 3/4/18	12, by Towson, 12/5/17	0, by VCU, 12/31/17
Steals	13, vs. Eastern Illinois, 11/25/17	1, 2x, last vs. George Washington, 3/4/18	14, by Drexel, 12/17/17	1, 2x, last by Fordham, 3/2/18

Individual Superlatives

CATEGORY	SAINT JOSEPH'S MOST	OPPONENT'S MOST
Points	33, by Chelsea Woods vs. VCU, 2/27/18	31, by Mariah Ruff of St. Bonaventure, 1/3/18
Field Goals	12, Chelsea Woods vs. VCU, 2/27/18	11, 3x, last by Bre Hampton-Bey of Massachusetts, 1/13/18
Field Goal Att.	20, by Chelsea Woods at Fordham, 2/24/18	22, by Mariah Ruff of St. Bonaventure, 1/3/18
Field Goal Pct. *	1.000 (8-of-8), by Alyssa Monaghan at Niagara, 11/12/17	.833 (5-of-6), by Alyssa Velles of Saint Peter's, 11/26/17
3 Point FG	7, by Alyssa Monaghan at Niagara, 11/12/17	8, by Mariah Ruff of St. Bonaventure, 1/3/18
3 Point Att.	14, by Alyssa Monaghan at St. Bonaventure, 1/3/18	15, by Mariah Ruff of St. Bonaventure, 1/3/18
3 Point Pct. #	1.000 (7-of-7), by Alyssa Monaghan at Niagara, 11/12/17	1.000 (3-of-3), by Alyssa Velles of Saint Peter's, 11/26/17
Free Throws	12, by Alyssa Monaghan vs. VCU, 2/27/18	11, by Raine Bankston of Towson, 12/5/17
Free Throw Att.	12, 3x, last by Chelsea Woods and Alyssa Monaghan vs. VCU, 2/27/18	12, 3x, last by Adreana Miller of La Salle, 1/28/18
Free Throw Pct. *	1.000 (12-of-12), by Alyssa Monaghan vs. VCU, 2/27/18	1.000 (10-of-10), by Tera Reed of VCU, 1/31/18
Offensive Rebs.	8, by Adashia Franklyn at La Salle, 1/28/18	8, by Mia Davis of Temple, 11/29/17
Defensive Rebs.	11, by Amanda Fioravanti vs. Rhode Island, 2/7/18	15, by G'mrice Davis of Fordham, 3/2/18
Total Rebs.	15, 2x, last by Adashia Franklyn at La Salle, 1/28/18	18, by G'mrice Davis of Fordham, 3/2/18
Assists	8, by Alyssa Monaghan vs. VCU, 12/31/17	13, by Jackie Kempf of Saint Louis, 1/21/19
Turnovers	6, by Adashia Franklyn at La Salle, 1/28/18	6, 2x, last by Jennifer Nehls of Eastern Illinois, 11/25/17
Blocked Shots	4, 2x, last by Adashia Franklyn at Duquesne, 2/10/18	7, by Maggie Mulligan of Massachusetts, 1/13/18
Steals	4, 2x, last by Amanda Fioravanti at Fordham, 2/24/18	5, 3x, last by Brianna Cummings of George Washington, 2/20/18
Minutes	40, 2x, last by Alyssa Monaghan at VCU, 1/31/18	40, 5x, last by Jackie Kempf of Saint Louis, 3/3/18

* - Minimum of five attempts; # - Minimum of three attempts

OVERALL STATISTICS

RECORD:	OVERALL	HOME	AWAY	NEUTRAL
ALL GAMES	18-14	7-6	9-6	2-2
CONFERENCE	10-6	4-4	6-2	0-0
NON-CONFERENCE	8-8	3-2	3-4	2-2

##	Player	gp-gs	min	avg	Total	fg%	3-Point	3fg%	F-Throw	ft%	Rebounds			avg	pf	dq	a	to	blk	stl	pts	avg
					fg-fga		3fg-fga		ft-fa		off	def	tot									
32	WOODS, Chelsea	26-22	744	28.6	146-316	.462	0-0	.000	105-126	.833	73	124	197	7.6	69	2	64	62	14	25	397	15.3
30	VEILLEUX, Sarah	30-30	943	31.4	145-291	.498	49-129	.380	44-50	.880	30	79	109	3.6	70	0	57	37	15	24	383	12.8
34	FIORAVANTI, Amanda	32-30	852	26.6	140-304	.461	0-2	.000	46-77	.597	49	136	185	5.8	94	4	81	91	29	22	326	10.2
12	MONAGHAN, Alyssa	31-31	1094	35.3	107-298	.359	53-166	.319	41-46	.891	11	117	128	4.1	38	0	118	36	2	33	308	9.9
33	FRANKLYN, Adashia	32-32	932	29.1	134-268	.500	0-0	.000	38-101	.376	109	122	231	7.2	70	0	32	72	30	12	306	9.6
04	BAISDEN, Kristalyn	31-10	713	23.0	49-156	.314	32-111	.288	16-23	.696	9	18	27	0.9	58	1	38	32	2	17	146	4.7
13	SHEEHAN, Mary	10-0	109	10.9	11-35	.314	3-12	.250	1-2	.500	6	5	11	1.1	13	0	2	1	5	1	26	2.6
35	CLAY, Michala	19-0	120	6.3	16-30	.533	0-0	.000	3-6	.500	6	10	16	0.8	16	0	5	12	0	2	35	1.8
31	GARNER, Jaryn	27-2	436	16.1	14-66	.212	0-2	.000	15-20	.750	42	59	101	3.7	53	1	30	34	2	17	43	1.6
11	MARZ, Avery	19-2	117	6.2	8-23	.348	4-11	.364	9-9	1.000	2	14	16	0.8	8	0	5	15	1	4	29	1.5
02	ROIG, Lula	29-0	188	6.5	12-35	.343	0-2	.000	18-43	.419	4	15	19	0.7	14	0	18	18	1	9	42	1.4
01	FISHER, Whisper	16-0	71	4.4	7-14	.500	0-0	.000	4-6	.667	8	4	12	0.8	17	0	5	4	3	4	18	1.1
40	BELVEDERE, Candac	17-1	79	4.6	5-13	.385	0-1	.000	0-0	.000	3	8	11	0.6	16	0	5	6	1	2	10	0.6
Team											61	81	142	21								
Total.....		32	6398		794-1849	.429	141-436	.323	340-509	.668	413	792	1205	37.7	536	8	460	441	105	172	2069	64.7
Opponents.....		32	6400		714-1830	.390	151-478	.316	418-531	.787	351	695	1046	32.7	517	5	308	392	97	194	1997	62.4

TEAM STATISTICS						SJU	OPP	Date	Opponent	Score	Att.
SCORING						2069	1997	11/12/17	at Niagara	w 93-69	463
Points per game						64.7	62.4	11/15/17	at Bucknell	w 77-53	704
Scoring margin						+2.3	-	11/17/17	at JMU	w 73-66	1850
FIELD GOALS-ATT		794-1849		714-1830				11/25/17	EASTERN ILLINOIS	w 80-62	877
Field goal pct		.429		.390				11/26/17	SAINT PETER'S	w 87-58	732
3 POINT FG-ATT		141-436		151-478				11/29/17	at Temple	L 66-69	1028
3-point FG pct		.323		.316				12/3/17	at Villanova	L 44-79	1519
3-pt FG made per game		4.4		4.7				12/05/17	at Towson University	L 66-90	209
FREE THROWS-ATT		340-509		418-531				12/11/17	PENN	L 50-57	913
Free throw pct		.668		.787				12/17/17	DREXEL	L 58-65	3551
F-Throws made per game		10.6		13.1				12/20/17	vs Princeton	L 54-63	1054
REBOUNDS		1205		1046				3 12/21/17	at Florida	L 51-71	1008
Rebounds per game		37.7		32.7				* 12/31/17	VCU	w 79-41	711
Rebounding margin		+5.0		-				* 1/3/18	at St. Bonaventure	w 70-64	743
ASSISTS		460		308				* 1/7/18	DAYTON	L 59-65	747
Assists per game		14.4		9.6				* 1/10/18	RICHMOND	w 81-72	681
TURNOVERS		441		392				* 01/13/18	at Massachusetts	w 84-79	536
Turnovers per game		13.8		12.3				* 1/21/18	at Saint Louis	L 73-96	6346
Turnover margin		-1.5		-				* 1/24/18	DUQUESNE	L 42-61	543
Assist/turnover ratio		1.0		0.8				* 01/28/18	at La Salle	w 75-64	427
STEALS		172		194				* 01/31/18	at VCU	L 54-56	541
Steals per game		5.4		6.1				* 2/4/18	GEORGE MASON	L 57-65	343
BLOCKS		105		97				* 2/7/18	RHODE ISLAND	w 64-46	346
Blocks per game		3.3		3.0				* 02/10/18	at Duquesne	w 69-50	711
ATTENDANCE		11424		24226				* 2/14/18	at Davidson	w 64-62	321
Home games-Avg/Game		13-879		15-1094				* 2/17/18	LA SALLE	w 70-49	913
Neutral site-Avg/Game		-		4-1955				* 2/20/18	GEORGE WASHINGTON	L 46-49	551
								* 02/24/18	at Fordham	w 52-50	0
Score by Periods		1st	2nd	3rd	4th	Totals		2/27/18	VCU	w 72-63	516
Saint Joseph's		504	488	541	536	2069		03/02/18	vs Fordham	w 52-49	2954
Opponents		455	491	507	544	1997		03/03/18	vs Saint Louis	w 58-49	1709
								03/04/18	vs George Washington	L 49-65	2103

* Conference games

ATLANTIC 10 STATISTICS

RECORD:	OVERALL	HOME	AWAY	NEUTRAL
ALL GAMES	10-6	4-4	6-2	0-0
CONFERENCE	10-6	4-4	6-2	0-0
NON-CONFERENCE	0-0	0-0	0-0	0-0

#	Player	gp-gs	min	avg	Total	3-Point	F-Throw	Rebounds			pf	dq	a	to	blk	stl	pts	avg
					fg-fga	fg%	3fg-fga	3fg%	ft-fa	ft%	off	def	tot	avg				
32	WOODS, Chelsea	11-9	316	28.7	69-150	.460	0-0	.000	42-49	.857	39	54	93	8.5	27	0	32	16.4
30	VEILLEUX, Sarah	14-14	438	31.3	72-147	.490	28-70	.400	20-24	.833	19	28	47	3.4	33	0	27	13.7
34	FIORAVANTI, Amanda	16-15	442	27.6	80-156	.513	0-0	.000	21-33	.636	33	78	111	6.9	43	2	46	11.3
12	MONAGHAN, Alyssa	15-15	547	36.5	54-158	.342	28-93	.301	17-19	.895	6	54	60	4.0	19	0	61	10.2
33	FRANKLYN, Adashia	16-16	490	30.6	67-138	.486	0-0	.000	20-57	.351	56	63	119	7.4	37	0	18	9.6
04	BAISDEN, Kristalyn	16-8	399	24.9	31-106	.292	21-73	.288	13-15	.867	7	11	18	1.1	29	0	23	6.0
13	SHEEHAN, Mary	3-0	49	16.3	4-12	.333	2-6	.333	1-2	.500	1	1	2	0.7	6	0	1	3.7
35	CLAY, Michala	10-0	71	7.1	8-15	.533	0-0	.000	1-2	.500	4	8	12	1.2	9	0	4	1.7
31	GARNER, Jaryn	16-2	275	17.2	7-41	.171	0-2	.000	13-18	.722	28	41	69	4.3	32	1	20	1.7
01	FISHER, Whisper	6-0	11	1.8	1-2	.500	0-0	.000	4-6	.667	3	0	3	0.5	9	0	1	1.0
02	ROIG, Lula	14-0	77	5.5	3-13	.231	0-2	.000	7-14	.500	0	3	3	0.2	4	0	5	0.9
11	MARZ, Avery	8-0	41	5.1	1-8	.125	1-4	.250	2-2	1.000	2	4	6	0.8	5	0	0	0.6
40	BELVEDERE, Candac	8-1	42	5.3	2-4	.500	0-0	.000	0-0	.000	1	6	7	0.9	11	0	3	0.5
Team											33	46	79				8	
Total.....		16	3198		399-950	.420	80-250	.320	161-241	.668	232	397	629	39.3	264	3	241	64.9
Opponents.....		16	3200		348-912	.382	75-249	.301	198-260	.762	181	342	523	32.7	249	2	156	60.6


TEAM STATISTICS	SJU	OPP	Date	Opponent	Score	Att.
SCORING	1039	969	• 12/31/17	VCU	w 79-41	711
Points per game	64.9	60.6	• 1/3/18	at St. Bonaventure	w 70-64	743
Scoring margin	+4.4	-	• 1/7/18	DAYTON	L 59-65	747
FIELD GOALS-ATT	399-950	348-912	• 1/10/18	RICHMOND	w 81-72	681
Field goal pct	.420	.382	• 01/13/18	at Massachusetts	w 84-79	536
3 POINT FG-ATT	80-250	75-249	• 1/21/18	at Saint Louis	L 73-96	6346
3-point FG pct	.320	.301	• 1/24/18	DUQUESNE	L 42-61	543
3-pt FG made per game	5.0	4.7	• 01/28/18	at La Salle	w 75-64	427
FREE THROWS-ATT	161-241	198-260	• 01/31/18	at VCU	L 54-56	541
Free throw pct	.668	.762	• 2/4/18	GEORGE MASON	L 57-65	343
F-Throws made per game	10.1	12.4	• 2/7/18	RHODE ISLAND	w 64-46	346
REBOUNDS	629	523	• 02/10/18	at Duquesne	w 69-50	711
Rebounds per game	39.3	32.7	• 2/14/18	at Davidson	w 64-62	321
Rebounding margin	+6.6	-	• 2/17/18	LA SALLE	w 70-49	913
ASSISTS	241	156	• 2/20/18	GEORGE WASHINGTON	L 46-49	551
Assists per game	15.1	9.8	• 02/24/18	at Fordham	w 52-50	0
TURNOVERS	216	192	* - Conference game			
Turnovers per game	13.5	12.0				
Turnover margin	-1.5	-				
Assist/turnover ratio	1.1	0.8				
STEALS	87	102				
Steals per game	5.4	6.4				
BLOCKS	56	48				
Blocks per game	3.5	3.0				
ATTENDANCE	4835	9625				
Home games-Avg/Game	8-604	8-1203				
Neutral site-Avg/Game	-	0-0				

Score by Periods	1st	2nd	3rd	4th	Totals
Saint Joseph's	272	240	277	250	1039
Opponents	226	234	248	261	969


TELEVISION AND RADIO ROSTER



#1 - Whisper Fisher
R-So. • Forward • 6-2




#2 - Lula Roig
Fr. • Guard • 5-9



#3 - Nailah Delinois
R-Fr. • Guard • 5-9




#4 - Kristalyn Baisden
Jr. • Guard • 5-10




#11 - Avery Marz
Jr. • Guard • 5-7



#12 - Alyssa Monaghan
Jr. • Guard • 5-5



#13 - Mary Sheehan
Fr. • Guard • 5-1



#20 - Katie Jekot
Fr. • Guard • 5-9



#30 - Sarah Veilleux
Jr. • Guard/Forward • 6-0



#31 - Jaryn Garner
Grad. • Guard • 5-7



#32 - Chelsea Woods
Sr. • Guard/Forward • 6-0




#33 - Adashia Franklyn
Sr. • Forward • 6-1



#34 - Amanda Fioravanti
Grad. • Forward • 6-1



#35 - Michala Clay
Jr. • Forward • 6-0



#40 - Candace Belvedere
Sr. • Forward • 6-2



Cindy Griffin
Head Coach



Susan Moran
Associate Head Coach



Stephanie McCaffrey
Assistant Coach



John Hampton
Assistant Coach



2018 Women's National
Invitation Tournament

POSTSEASON WNIT BRACKET



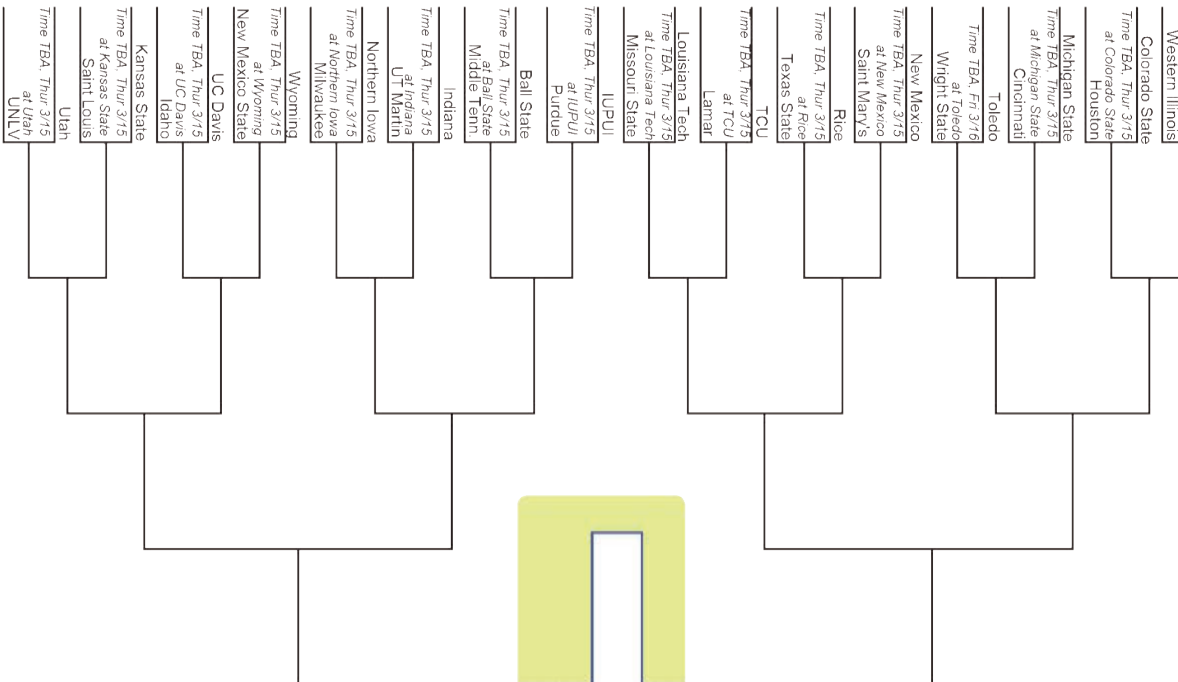
Round 1
March 14-16

Round 2
March 17-20

Round 3
March 21-23

Quarterfinals
March 24-26

Semifinals
March 28-29



Championship Game Televised on
CBS SPORTS NETWORK



All game times are according to host school's time zone.

