



SAINT JOSEPH'S BASKETBALL

2017-18 GAME NOTES

Game
8

SAINT JOSEPH'S HAWKS (5-2) at TOWSON TIGERS (2-4)

December 5, 2017 • 7 p.m.
SECU Arena • Towson, Md.

2017-18 SCHEDULE/RESULTS

Overall: 5-1 A-10: 0-0 H: 2-0 A: 3-2 N: 0-0

NOVEMBER

Sun. 12	at Niagara	W, 93-69
Wed. 15	at Bucknell	W, 77-53
Sun. 19	at James Madison	W, 73-66
Sat. 25	EASTERN ILLINOIS %	W, 80-62
Sun. 26	SAINT PETER'S%	W, 87-58
Wed. 29	at Temple #	L, 69-66

DECEMBER

Sun. 3	at Villanova #	L, 79-44
Tues. 5	at Towson	7:00 p.m.
Mon. 11	PENN #	7:00 p.m.
Sun. 17	DREXEL	1:30 p.m.
Wed. 20	vs. Princeton ^	2:30 p.m.
Thur. 21	at Florida ^	Noon
Sun. 31	VCU *	2:00 p.m.

JANUARY

Wed. 3	at St. Bonaventure *	7:00 p.m.
Sun. 7	DAYTON *	2:00 p.m.
Wed. 10	RICHMOND * (NBCSN)	Noon
Sat. 13	at Massachusetts *	2:00 p.m.
Sun. 21	at Saint Louis *	2:00 p.m.
Wed. 24	DUQUESNE *	7:00 p.m.
Sun. 28	at La Salle **	1:00 p.m.
Wed. 31	at VCU *	6:00 p.m.

FEBRUARY

Sun. 4	GEORGE MASON * (CBSSN)	4:00 p.m.
Wed. 7	RHODE ISLAND *	7:00 p.m.
Sat. 10	at Duquesne *	2:30 p.m.
Wed. 14	at Davidson *	7:00 p.m.
Sat. 17	LA SALLE *	1:00 p.m.
Tue. 20	GEORGE WASHINGTON *	7:00 p.m.
Sat. 24	at Fordham *	2:00 p.m.
Tue. 27	A-10 Championship – First Round	TBD

MARCH

Fri., 2-	Atlantic 10 Championship	
Sun., 4	(Richmond Coliseum, Richmond, Va.)	

Home games in CAPS at Hagan Arena

^ Hawk Classic

% Gator Holiday Classic (Gainesville, Fla.)

* Atlantic 10 game

Big 5 game

Contact: Jack Jumper (jjumper@sju.edu)

O: 610-660-3389 C: 610-636-3701

Press Row (Hagan Arena): 610-660-2599

FOLLOW THE HAWKS

Twitter @SJUHawks_WBB
Instagram @SJUHawks_WBB
Facebook SJUHawksWBB

Online Stream: TowsonTigers.com

TV: None

Audio: SJUHawks.com (Pat McCarthy, Renie Shields)

GAME STORIES...

- Saint Joseph's looks to snap its two-game losing skid Tuesday at Towson.
- Tuesday's matchup with the Tigers is the quickest turnaround (two days) this season for SJU that doesn't involve tournament games.
- Tuesday's matchup is the fifth meeting between the Hawks and Tigers.
- Saint Joseph's holds a 4-0 edge in the all-time series, with the last meeting coming during the 1994-95 season.
- The Hawks are 1-0 versus Towson in Maryland, winning the lone contest, 80-62, on January 9, 1984.
- The Hawks are coming off a 79-44 loss at #25/24 Villanova on Sunday, and prior to that, fell at Temple, 69-66, last Wednesday.
- Saint Joseph's was held to a season-low 44 points and 29.6 percent shooting by the Wildcats.
- Sunday marked the first time this season the Hawks had only one player score in double figures, with senior forward **Adashia Franklyn** leading SJU with 10 points.
- The Hawks opened the season shooting 52.2 percent from the field and 56.7 percent from behind the arc over the first five game, but have been held to 34.5 percent from the floor and 6.7 percent from three-point range over the past two games. Currently, SJU is shooting 47.3 percent overall and 46.7 percent on three-pointers.

HAWKS' LINEUP

PROBABLE STARTERS	PPG	RPG	APG	MPG	Notes
G- #12 Alyssa Monaghan	10.6	4.1	4.0	32.0	Had 4 points and 2 rebounds at Villanova
G/F- #30 Sarah Veilleux	15.0	4.0	2.6	31.4	Added 6 points and 2 boards at Villanova
G/F- #32 Chelsea Woods	13.7	7.6	2.1	26.9	Grabbed 6 rebounds and had 9 points at Villanova
F- #33 Adashia Franklyn	11.6	7.1	1.1	27.3	Posted a team-high 10 points at Villanova
F- #34 Amanda Fioravanti	10.7	5.6	2.7	25.3	Finished with 8 points at Villanova
OFF THE BENCH					
F- #1 Whisper Fisher	1.4	1.3	0.6	6.9	Had a block and rebound at Villanova
G- #2 Lula Roig	2.9	1.4	1.4	9.6	Matched career-high with 5 points at Villanova
G- #3 Nailah Delinois	--	--	--	--	Questionable: DNP last 7 games
G- #4 Kristalyn Baisden	4.5	0.8	1.0	20.2	Had an assist at Villanova
G- #11 Avery Marz	2.2	1.0	0.4	7.0	Grabbed a rebound at Villanova
G- #13 Mary Sheehan	1.2	1.4	0.2	5.6	Added 2 rebounds and a block at Villanova
G- #20 Katie Jekot	--	--	--	--	Out: Knee
G- #31 Jaryn Garner	0.5	1.8	0.3	13.0	Finished with 2 rebounds at Villanova
F- #35 Michala Clay	1.4	0.6	0.2	6.4	Scored 2 points at Villanova
F- #40 Candace Belvedere	1.2	0.2	0.4	3.4	Played 2 minutes at Villanova

ROSTER

NO.	NAME	CL	POS	HT	HOMETOWN	HIGH SCHOOL/LAST COLLEGE
1	Whisper Fisher	R-So.	F	6-2	Owings Mills, Md.	Owings Mills/Loyola Chicago
2	Lula Roig	Fr.	G	5-9	Barcelona, Spain	IES Costa I Llobera
3	Nailah Delinois	R-Fr.	G	5-9	Sunrise, Fla.	Northeast
4	Kristalyn Baisden	Jr.	G	5-10	East Hartford, Conn.	Berkshire School (Mass.)
11	Avery Marz	Sr.	G	5-7	Sinking Spring, Pa.	Wilson West Lawn
12	Alyssa Monaghan	Jr.	G	5-5	Drexel Hill, Pa.	Bonner-Prendergast
13	Mary Sheehan	Fr.	G	5-10	Drexel Hill, Pa.	Cardinal O'Hara
20	Katie Jekot	Fr.	G	5-9	Enola, Pa.	Cumberland Valley
30	Sarah Veilleux	Jr.	G/F	6-0	Hebron, Conn.	RHAM
31	Jaryn Garner	Gr.	G	5-7	Sewell, N.J.	Germantown Academy (Pa.)/Virginia
32	Chelsea Woods	Sr.	G/F	6-0	Philadelphia, Pa.	Freire Charter
33	Adashia Franklyn	Sr.	F	6-1	West Chester, Pa.	West Chester Bayard Rustin
34	Amanda Fioravanti	Gr.	F	6-1	Frederick, Md.	Our Lady of Good Counsel/Virginia
35	Michala Clay	Jr.	F	6-0	Baltimore, Md.	Roland Park Country School
40	Candace Belvedere	Sr.	F	6-2	Merrick, N.Y.	Kellenberg Memorial

Head Coach: Cindy Griffin (Saint Joseph's '91) – 17th Season

Associate Head Coach: Susan Moran (Saint Joseph's '02) – 15th Season

Assistant Coaches: Stephanie McCaffrey (Saint Joseph's '04) – 11th Season,
John Hampton (Mansfield '08) – 3rd Season

Director of Basketball Operations: Katie Kuester (Saint Joseph's '12) – 3rd Season

Video Coordinator: Jamie O'Hare (Lafayette '16) – 1st Season

Athletic Trainer: Neil Hoffman

Captain: Amanda Fioravanti, Adashia Franklyn, Avery Marz

PRONUNCIATION GUIDE

(Kristalyn) BAISDENBAYS-den
(Candace) BELVEDEREBELL-vuh-deer
NAILAH DELINOISNY-luh del-in-WAHH
(Amanda) FIORAVANTIFEE-or-uh-VAHN-tay
ADASHIA (Franklyn)uh-DAY-shuh
(Katie) JEKOTJAY-kot
(Alyssa) MONAGHANmon-UH-han
LULA ROIGLOU-luh ROY-j
(Sarah) VEILLEUXvuh-LOU



Champions - 1997, 1999, 2013

QUICK FACTS

LocationPhiladelphia, Pa. 19131
 Founded1851
 Enrollment.....4,850 (full-time undergrads)
 DenominationRoman Catholic (Jesuit)
 NicknameHawks
 ColorsCrimson and Gray
 Athletic AffiliationNCAA Division I
 ConferenceAtlantic 10
 Home ArenaMichael J. Hagan '85 Arena
 Capacity4,200
 PresidentMark C. Reed, Ed.D.
 Vice President for Athletics/Athletic Director.....Don DiJulia

2016-17 Record17-15
 2016-17 A-10 Record (Place)13-4 (3rd)
 Letterwinners Returning/Lost.....12/3
 Starters Returning/Lost.....4/1

Head Coach (alma mater)Cindy Griffin (Saint Joseph's '91, '93)
 Coach's Overall Record/Year343-248, 20th season
 Record at School/Year295-215, 17th season
 Associate Head Coach ..Susan Moran (Saint Joseph's '02) - 15th Season
 Assistant Coaches
Stephanie McCaffrey (Saint Joseph's '04) - 11th season
John Hampton (Mansfield '08) - 3rd season
 Director of Program Administration.....Katie Kuester - 3rd season
 Video CoordinatorJamie O'Hare - 1st Season
 Athletic TrainerNeil Hoffman

Assoc. Dir. of Athletic Communications (WBB Contact)Jack Jumper
 Office Phone.....610-660-3389
 Cell Phone610-636-3701
 Athletic Communications Fax.....610-660-1724
 Emailjjumper@sju.edu

Basketball Office610-660-1706
 Basketball Fax.....610-660-1762
 Press Row - Hagan Arena.....610-660-2599
 Athletics Websitewww.sjuhawks.com

THE HAWK

One of the most famous mascots in college sports, the Saint Joseph's Hawk is in its 62nd year in 2017-18.

The Hawk is best known for staying in constant motion by flapping its wings throughout every basketball game and representing the Saint Joseph's motto, "The Hawk Will Never Die".

The idea for the Hawk as a mascot was originated by Jim Brennan during the 1954-55 season. Brennan, an ex-Marine and SJU cheerleader, at first wanted to secure an actual hawk, but later switched to the costume idea. The student government raised the 120 dollars needed to buy the initial costume, which Brennan donned for three years. He made his debut as the Hawk on January 4, 1956, a 69-56 win over La Salle at the Palestra. The Hawk has not missed a men's basketball game since that first season.

In addition to the constant flapping, the Hawk is also recognized by its "flying" in figure eights around the court during timeouts. The constant motion, coupled with the scrappy play of the University's athletic teams, helped to spawn the school's familiar slogan "The Hawk Will Never Die!" A few years ago, ESPN used a "flap-o-meter" on the national telecast of a Saint Joseph's game to estimate that the Hawk flaps its wings 3,500 times during a regulation game.

Domenic Godshall is the 17th student to serve as the Hawk mascot for the women's team and in his second season. He is a junior accounting and sports marketing major from Lancaster, Pa.



SAINT JOSEPH'S

The corporate title of "Saint" Joseph's University, which has been in place since Saint Joseph's was granted university status by the Commonwealth of Pennsylvania in 1979, is the public title of the institution for all aspects of its operations.

Official reference: Saint Joseph's University
Saint Joseph's

Acceptable in headlines or informal references:

Saint Joseph's
SJU
St. Joe's

UNACCEPTABLE: St. Joseph's

STATISTICAL COMPARISON

	SJU	Towson
Overall Record	5-1	2-4
Conference Record	0-0	0-0
Home Record	2-0	2-2
Away Record	3-1	0-2
Neutral Record	0-0	0-0
Points per Game	79.3	62.5
Opp. Points/Game	62.8	65.0
Scoring margin	+16.5	-2.5
Field Goal Pct.	.500	.368
Opp. Field Goal Pct.	.355	.389
3-Pt. FG Made/Game	5.8	4.5
3-Pt. FG Pct.	.500	.284
Opp. 3-Pt. FG Pct.	.318	.305
Free Throws Made/Game	123.5	14.7
Free Throw Pct.	.609	.710
Rebounds/Game	40.3	42.2
Opp. Rebounds/Game	33.0	35.8
Rebounding Margin	+7.3	+6.4
Assists/Game	17.3	11.2
Turnovers/Game	14.0	22.3
Opp. Turnovers/Game	14.7	19.5
Turnover Margin	+0.7	-2.8
Assist/Turnover Ratio	1.2	0.5
Blocks/Game	3.2	5.8
Steals/Game	7.3	9.5

SERIES HISTORY

Saint Joseph's vs. Towson

Series Record: SJU leads 4-0

SJU Streak: W-4

First Meeting: 1/13/83, SJU, 81-55

Last Meeting: 12/28/94, SJU, 74-60

Last SJU Win: 12/28/94, SJU, 74-60

Last Towson Win: - -

Coach Griffin vs. Towson: 1-1

Previous Meetings

12/28/94, SJU, 74-60

12/21/85, SJU, 85-45

1/9/84, SJU, 80-62

1/13/83, SJU, 81-55

Notes

- The last meeting in the series happened in the opening round of the 1994 Hawk Classic.
- Saint Joseph's has won by an average of 24.5 points per game in the previous four contests.
- Head coach Cindy Griffin is 1-1 versus Towson, with both of those results coming while she was head coach at Loyola Maryland.

SJU FALLS FROM UNBEATENS

Saint Joseph's fell from the ranks of the undefeated with its loss at Temple last Wednesday. The Hawks were one of the last 27 undefeated teams in the nation.

ALMOST UNDEFEATED NOVEMBER

Saint Joseph's almost capped an undefeated November, but fell to 5-1 with a loss at Temple on November 29. The Hawks had previously gone unblemished nine times in November, but only four of those times featured multiple games. Saint Joseph's best record in November came in 2005-06 as it went a perfect 4-0.

HAWK CLASSIC CHAMPS

Saint Joseph's captured the 24th Annual Hawk Classic with wins over Eastern Illinois (80-62) and Saint Peter's (87-58). This year marks the 11th Hawk Classic title for SJU as it had previously captured the tournament crown in 1993, 1997, 1999, 2000, 2001, 2007, 2009, 2010, 2012, and 2015.

FIRST TIMERS

The 2017-18 schedule has featured a pair of new opponents for the Hawks this season in Niagara and Eastern Illinois. Saint Joseph's has taken a 1-0 lead both of the all-time series behind a 93-69 win at the Purple Eagles and an 80-62 win over the Panthers in the opening game of the 24th Annual Hawk Classic.

VEILLEUX EARNS NATIONAL WEEKLY HONOR

Leading Saint Joseph's to the 24th Annual Hawk Classic title and capturing tournament MVP honors, junior guard/forward **Sarah Veilleux** was recognized for her performances last week as she was named National Jesuit Women's Basketball Player of the Week by Jesuit Basketball Spotlight officials. Averaging 19.0 points, 4.0 rebounds, 3.0 steals and 2.5 assists per game last week, Veilleux helped the Hawks to victories over Eastern Illinois and Saint Peter's. In the opening game against the Panthers, Veilleux scored a game-high 22 points and added four steals, three assists and two rebounds in an 80-62 win. She followed with 16 points, six rebounds, two assists and two steals in the championship game against Saint Peter's.

MONAGHAN MATCHES MARK

Junior guard **Alyssa Monaghan** opened the season matching a 20-year record going 7-of-7 from behind the arc at Niagara for a perfect 1.000 field goal percentage. Finishing 8-for-8 overall on the day, Monaghan matched Megan Compain's record of 7-of-7 from three-point range set versus Rhode Island on January 25, 1997.

HAWKS LEAD THE NATION...

The Hawks enter Tuesday leading Division I in three-point field goal percentage. Saint Joseph's enters its matchup with the Tigers shooting 46.7 percent from behind the arc, hitting 35-of-75 on the season.

AND ALSO RANK 18TH

Saint Joseph's likewise has shot well from the field overall as the Hawks rank among the national leaders in overall field goal percentage. The Hawks are currently shooting 47.3 percent from the field (196-of-414) and enter Tuesday 18th overall.

VEILLEUX UP THERE TOO

Junior guard/forward **Sarah Veilleux** enters Tuesday sixth nationally in field goal percentage (67.2 percent) as she has hit 41-of-61 from the field so far this year.

MONAGHAN RANKS AMONG LEADERS

Junior guard **Alyssa Monaghan** currently ranks 71st nationally in three-point percentage (44.1 percent) and 72nd in assist-to-turnover ratio (2.33).

DEAN OF ATLANTIC 10 COACHES

Now in her 17th season as Saint Joseph's head coach, **Cindy Griffin** is the dean of A-10 coaches. She's the Hawks' leader in wins with a 295-215 record, and has a 147-95 record in A-10 play.

MARZ MAKES AN IMPACT

SJU's season opener at Niagara was a special one for senior **Avery Marz**. After missing the previous three years recovering from a stroke she suffered on move-in day her freshman season, Marz appeared in her first college game versus the Purple Eagles and finished with three points and two rebounds. She posted a career-high eight points against Saint Peter's, going 3-for-3 from the field and 1-of-1 from the foul line.

HAWK DEBUTS

Three Hawks made debuts against Niagara. Freshmen **Lula Roig** and **Mary Sheehan** scored their first collegiate points - one and four respectively - while redshirt sophomore **Whisper Fisher** finished with two points in her first game as a Hawk after she sat out last year after transferring from Loyola Chicago.

HAWKS PICKED TO FINISH THIRD IN A-10

Saint Joseph's was picked to finish third in the Atlantic 10 according to a preseason poll of the conference's coaches and media.

ONE MORE FOR FIORAVANTI AND GARNER

Graduate students **Amanda Fioravanti** and **Jaryn Garner** are back for one more season in a Saint Joseph's uniform. Fioravanti, who transferred from Virginia to SJU midway through her freshman season, was granted another season to play this past summer. She originally sat out the second half of the 2013-14 season and the entire 2014-15 season. Garner, who likewise played at Virginia, played her first season with SJU in 2016-17 and was recently given a final season to play by the NCAA.

WOODS A FIRST TEAM PRESEASON PICK

senior guard/forward **Chelsea Woods** was selected to the Atlantic 10 Preseason All-Conference First Team. Woods led the Hawks in scoring (14.0 ppg) and steals (38), and ranked second on the team in rebounding (7.1 rpg) and fourth in assists (69) a season ago. and was named 2017 A-10 Sixth Woman of the Year and selected to the A-10 All-Conference Second Team.

BACK TO BACK TO BACK ROAD TRIPS

Saint Joseph's three-straight road games marks the first time since 1974-75 that they have opened a season with three road contests.

WELCOME BACK

The Hawks returned 12 letterwinners, including four starters, from last year's team that went 17-15 overall and earned the program's 10 Postseason WNIT berth.

FRANKLYN EARNS PRESEASON HONORS

Senior forward **Adashia Franklyn** was named to the Atlantic 10 Preseason All-Conference Second Team and All-Defensive Team. An Atlantic 10 All-Conference Third Team selection in 2016-17, she led the Hawks in rebounding (7.9 rpg) and blocked shots (40) and ranked second in scoring (12.3 ppg) as she surpassed her previous highs of 4.3 rebounds per game, 32 blocked shots and 4.3 points per game.

THREE CAPTAINS FOR 2017-18

Graduate student **Amanda Fioravanti** and seniors **Adashia Franklyn** and **Avery Marz** are serving as captains this season for Saint Joseph's. Franklyn is a captain for the second straight year, while it is the first year for Fioravanti and Marz.

FORMER HAWK MCGRAW INDUCTED

Former Saint Joseph's women's basketball great Muffet McGraw '77 was inducted into the Naismith Memorial Basketball Hall of Fame's Class of 2017 on September 8. Additionally, she received Saint Joseph's University's Alumni Professional Achievement Award on November 2.

SJU BIG 5 HISTORY

The Hawks are 109-44 all-time in Big 5 matchups and have captured or shared 17 titles.

TRIO EARN HAWK CLASSIC HONORS

Junior guard/forward **Sarah Veilleux** was named Hawk Classic MVP after averaging 19.0 points, 4.0 rebounds and 3.0 steals per game in wins over Saint Peter's and Eastern Illinois. Senior guard/forward **Chelsea Woods** and senior forward **Adashia Franklyn** were named to the Hawk Classic All-Tournament Team.

HOME SWEET HOME

This marks the ninth season of Michael J. Hagan '85 Arena. The arena was dedicated in October 2009 after a two-year expansion and renovation of Alumni Memorial Fieldhouse, which was the home of the Hawks since their Division I start in 1973-74. Saint Joseph's owns an 88-38 record in the seven seasons of Hagan Arena, but a 428-159 overall record in 44 years of Hagan Arena/ Alumni Memorial Fieldhouse. SJU went 10-6 on its home court last season.

CRADLE OF COACHES

The Saint Joseph's coaching connection is an impressive one. Among current Division I head coaches, nine have served as assistant coaches on Hawk Hill. Below is the list of the former assistants and their years at Saint Joseph's:

Name	Current Team	Years at SJU
Geno Auriemma	Connecticut	1978-79
Pat Coyle	Saint Peter's	1989-92
Chris Day	Vermont	2006-12
Stephanie Gaitley	Fordham	1983-85
Cindy Griffin	Saint Joseph's	1992-93
Joe Logan	Loyola Maryland	2001-05
Muffet McGraw	Notre Dame	1980-82
Lynn Milligan	Rider	2002-07
Jada Pierce	Niagara	2012-15

HAWKS VERSUS RANKED OPPONENTS

Saint Joseph's is 33-124 all-time versus ranked opponents, with the last contests coming at #25/24 Villanova. The Hawks have lost seven straight to ranked opponents, including a 79-44 defeat to the Wildcats this year.

LOOKING AHEAD

The Hawks return home to host Penn on Monday in the first of two straight games at Hagan Arena.

ON THE AIR

TV/VIDEO: Saint Joseph's fans will be able to watch 28 women's basketball games this season either on television or online. The Hawks will have two games televised nationally on NBC Sports Network and CBS Sports Network.

VIDEO STREAMING: This season, live video broadcasts of many SJU games can be viewed through the Atlantic 10 Digital Network (SJUHawks.com). A subscription is necessary, but nonconference games will be offered for free.

INTERNET: Information for Saint Joseph's basketball is found at SJU's athletics website, **www.SJUHawks.com** with statistics, updated game notes, and live in-game statistics for all Hawk home games, and selected road games. Through Hawks All-Access, fans can follow every home game through audio streaming as well as video streaming for non-televised games. All road games are covered with audio streaming while video streaming also available for most. Video features on the team will also be available on the site.



CINDY GRIFFIN

Head Coach

17th Season

The all-time leader in wins at Saint Joseph's, **Cindy Griffin** is in her 17th season as head coach of the Hawks. A 1991 and 1993 graduate of SJU, Griffin (nee Anderson) has compiled an overall record of 343-248 in 20 seasons as a head coach, and a 295-215 record over 17 years at Hawk Hill that has included 10 postseason appearances.

The eighth coach in NCAA Division I history to lead her alma mater to the NCAA Tournament as a player and a coach, Griffin's squads have posted six 20-win seasons and six victories over nationally-ranked teams, while her players have been honored as Atlantic 10 All-Conference performers 19 times and 15 have gone on to play professionally.

Behind a resilient team, the 2016-17 Hawks battled back from a slow start to become one of the top teams in the Atlantic 10. Finishing third in the conference standings, the Hawks advanced to the semifinals of the A-10 Championship and earned the program's 10th Postseason WNIT berth. Individually, Chelsea Woods was named an A-10 All-Conference honoree and was selected to the All-Big 5 Second Team. Joining Woods on the All-Big 5 Second Team, Adashia Franklyn also garnered Big 5 Most Improved Player accolades, while Sarah Veilleux was recognized as the Big 5 Scholar Athlete.

Behind a pair of 1,000-point scorers in seniors Sarah Fairbanks and Ciara Andrews in 2015-16, Saint Joseph's finished tied for sixth in the A-10 behind a strong finish to the regular season. Finishing among the attendance leaders in the conference, the Hawks added to their mantle as they claimed the Hawk Classic title. Additionally, Fairbanks was named the Big 5's Scholar-Athlete, while sophomore Chelsea Woods was selected the Big 5's Most Improved Player.

Backed by First Team All-Big 5 selection Natasha Cloud, the Hawks earned a share of the Big 5 title in 2014-15. Cloud, who garnered A-10 All-Conference First Team and All-Defensive Team accolades, also became just the third SJU player to be selected in the WNBA Draft as she was picked by the Washington Mystics in the second round in 2015.

Following up their A-10 Championship the season prior, the 2013-14 Hawks continued to prove themselves as one of the top programs nationally as they earned an at-large bid to the NCAA Tournament and advanced to the Second Round for just the seventh time in team history. Led by Erin Shields and Cloud, Saint Joseph's earned its fifth straight postseason bid and claimed its first outright Philadelphia Big 5 title since 2000-01.

Under Griffin's leadership, Saint Joseph's posted one of its most memorable seasons in team history in 2012-13 as the Hawks claimed the Atlantic 10 Championship for just the third time and earned the automatic NCAA Tournament bid. Led by a senior class that had advanced to the post-season every year, the Hawks finished with a 23-9 record that included wins over #5 Maryland and #11 Dayton.

In addition to the team's success, a trio of Hawks were singled out for their performances, led by NCAA Woman of the Year nominee Chatilla van Grinsven. With Griffin's guidance, van Grinsven turned in one of the more dominant seasons in recent SJU history, becoming just the fifth player in SJU history to average a double-double for the year en route to being named to the A-10 All-Conference First Team and as the Big 5 Player of the Year. The duo of backcourt mates Shields and Cloud helped propel SJU to new heights, with Shields garnering A-10 and Big 5 Most Improved Player honors and I-AAA distinction, while Cloud was named the Most Outstanding Player of the 2013 A-10 Championship.

Led by a veteran-laden team in 2011-12, the Hawks earned their third-straight WNIT berth and posted their most wins (22) since the 2003-04 season. Moving into second place in career victories at her alma mater, Griffin picked up her 200th win as the Hawks topped Boston University in the opening game of the WNIT on March 15, 2012. Leading the Hawks to a 15-4 mark at home, she helped Saint Joseph's become one of the more efficient teams in the nation, ranking fourth in fewest turnovers per game (12.5), 26th in three-point percentage (.348) and 39th in field goal percentage (.423).

Individually, senior Michelle Baker and Kelly Cavallo had breakout years, both garnering All-Big 5 honors. Behind Griffin's teaching, Baker went on to be named to the A-10 All-Conference Second Team and capped her career as SJU's then all-time leader in games played (127) while ranking in the top 20 for scoring and field goals made. After seeing limited time as a freshman, Cavallo developed into one of the top post players in the A-10, leading SJU and finishing in the top five of the conference in rebounding, blocked shots and field goal percentage. With Griffin's aid, Cavallo finished her career second all-time in blocks and 11th in rebounding at SJU. Returning just one starter for the 2010-11 season, the Hawks quickly jelled under Griffin's guid-

GRIFFIN YEAR-BY-YEAR

YEAR	OVERALL		A-10		POSTSEASON
	W	L	W	L	
1998-99	17	6	13	5	
1999-00	12	17	8	10	
2000-01	19	10	12	6	
2001-02	24	8	12	4	WNIT
2002-03	19	11	13	3	WNIT
2003-04	22	11	12	4	WNIT
2004-05	7	23	4	12	
2005-06	20	11	10	6	WNIT
2006-07	19	14	8	6	WNIT
2007-08	17	14	8	6	
2008-09	13	17	5	9	
2009-10	17	15	9	5	WNIT
2010-11	20	12	8	6	WNIT
2011-12	22	11	9	5	WNIT
2012-13	23	9	11	3	NCAA *
2013-14	23	10	10	6	NCAA
2014-15	13	17	8	8	
2015-16	14	15	8	8	
2016-17	17	15	12	4	WNIT
2017-18	5	2	0	0	
Totals	343	248	180	116	2 NCAA, 9 WNIT

Record at Saint Joseph's: 295-215

* Atlantic 10 Champion

THE GRIFFIN FILE

Career Record: 343-248 (20 years)

Record at SJU: 295-215 (17 years)

Atlantic 10 Record: 147-95

Postseason Record: 7-11 (overall); 1-2 (NCAA Tournament)

Hometown: Maple Glen, Pa.

Education: Saint Joseph's, 1991,
Saint Joseph's MBA, 1993

Playing Career: Saint Joseph's, 1987-92

Head Coaching Experience:

Saint Joseph's, 2001- present

Loyola Maryland, 1998-01

Family: Husband, Curtis; children - Kaylie, Hannah and Curtis, Jr

Accomplishments:

- 2003 Atlantic 10 Coach of the Year
- 2013 Big 5 Coach of the Year
- 2013 Atlantic 10 Titles
- Three Philadelphia Big 5 Titles (2009, 2014, 2015)
- 18 Atlantic 10 All-Conference Honorees
- 32 All-Big 5 Honorees
- Eight Academic All-District Honorees
- 15 Players Turned Professional
- 1998 SJU Women's Basketball Hall of Fame Inductee
- 1997 Bishop McDevitt Hall of Fame Inductee
- 2002 Philadelphia Catholic League Alumni Achievement Award

ance as they went on to win 20 games, earned the program's 700th victory, and advanced to the second round of the WNIT. Led by All-Big 5 honorees Baker and Katie Kuester, Saint Joseph's had its most efficient offensive showing since 2002-03, as the Hawks finished 60th in the nation in field goal percentage (42.1).

Additionally, several Hawks were honored for outstanding seasons in 2010-11, headlined by sophomore Ashley Prim becoming the first SJU player to be named Atlantic 10 Sixth Player of the Year. Baker became just the second Hawk to be named to the A-10 All-Defensive Team, while freshman Erin Shields became the sixth player Griffin has coached to A-10 All-Rookie Team honors.

Earning a postseason berth for the first time in two years, the Hawks surpassed predictions in 2009-10 as they finished tied for fourth in the Atlantic 10 after being picked to finish ninth. After opening the season with a 3-7 mark, Griffin saw her team begin to click at the end of the non-conference schedule as SJU claimed the 19th Annual Hawk Classic title and worked its way to .500 by the second week of the Atlantic 10 slate. Posting a 9-5 mark against conference opponents, Griffin hit two milestones during A-10 play, earning her 150th win at Saint Joseph's in a victory against Dayton and earning her 200th coaching win against George Washington. The Hawks would go on to earn the program's seventh WNIT bid, and play the first postseason game at Hagan Arena.

In 2008-09, Griffin undertook arguably her toughest season to date as Saint Joseph's played every contest away from Hawk Hill for the first time in program history. And in typical SJU fashion, Griffin got her team to respond as Saint Joseph's went on to post an 8-5 record at home venues and earn its first Big 5 title since 2000-01. Individually five Hawks posted career bests in scoring, with Brittany Ford and Mariame Djouara both earning All-Big 5 Second Team honors.

Relying heavily on underclassmen in 2007-08, Griffin guided her Hawks to another winning season, including crowns at the Brown Basketball Classic and the Hilton Philadelphia Hawk Classic. Among the wins, Saint Joseph's posted its biggest win over a non-conference ranked opponent since the 1984-85, topping #15 Auburn for the Hawk Classic title.

Despite losing several experienced players prior to the 2006-07 season, Griffin had her team peaking at the right time. Playing Griffin's style of hard-nosed defense and persistent offense, the Hawks advanced to the Atlantic 10 Championship game, including the program's first win over a top 10 opponent (#8 George Washington) since 1992 along the way. Saint Joseph's capped the season with its fifth WNIT appearance in six years and tied the SJU record for games played in a season with 33.

Fueled by a collection of newcomers and a developed core of upperclassmen, Griffin led the Hawks back to national prominence in 2005-06. The Crimson and Gray engineered the nation's best turnaround (13 games) and received votes in the national polls for the first time since 2003-04. The Hawks advanced to the semifinals of the A-10 Championship and earned a berth in the WNIT.

With the loss of four 1,000-point scorers, the 2004-05 Hawks showed their true colors down the stretch, earning a hard-fought victory over La Salle in the opening round of the Atlantic 10 Championship and coming within 10 points of 16th-ranked, and eventual A-10 Champion, Temple. Led by six seniors, the 2004 team went 22-11 and advanced to the WNIT Elite Eight. Saint Joseph's finished second in the A-10 East and dropped a heartbreaker in the Atlantic 10 Championship to Temple. Four Hawk seniors reached the 1,000-point plateau, marking just the eighth time in NCAA history that a quartet of players had reached the milestone in the same season. Erin Brady, Irina Krasnoshiok, Stephanie (Graff) McCaffrey and Amra Mehmedic went on to sign professional contracts.

Following a memorable first year at the helm of her alma mater, Griffin upped the ante in her second season by capturing 2003 Atlantic 10 Coach of the Year honors after guiding the Hawks to a 19-11 record. The team sprinted to the conference's Eastern Division title and earned a berth in the WNIT for the second straight season, despite the departure of SJU's all-time leading scorer and a non-conference schedule that ranked fourth nationally.

Griffin helped to reinvigorate the SJU program in her first season, leading the squad to a 24-8 record and the second round of the WNIT. She capitalized on the team's tradition of scrappy play and rugged defense, while releasing the reins and allowing the team to play a more up-tempo style on the offensive end of the floor. The Hawks finished the year among the national leaders in nine different categories and paced the nation in free throw percentage for the second straight year.

Following her playing career, Griffin spent the 1992-93 season as a graduate assistant at her alma mater. She then accepted an assistant's spot at Vanderbilt University from 1993-95 under former Saint Joseph's head coach Jim Foster. Foster recruited Griffin to SJU and coached her during her playing career on Hawk Hill.

In her two years as an assistant at Vanderbilt, the Commodores finished 53-15 overall, won the 1995 SEC championship and reached the NCAA Sweet 16 both seasons. In addition to coaching responsibilities, she was the co-director of the Vanderbilt Basketball Camp and the director of the Black & Gold Club.

Griffin left Vanderbilt after the 1995 season to become an assistant coach at Loyola Maryland. She spent three seasons as an assistant under Patty Coyle before being promoted to associate head coach in 1998. Griffin was promoted to the position of head women's basketball coach at Loyola Maryland midway through the 1998-99 season. She was the seventh-youngest head coach in Division I at the time. Griffin – who was named head coach five games into the season as Coyle left for an assistant coach position with the WNBA's New York Liberty – kept the Greyhounds' momentum going as Loyola Maryland won a team-record 21 games that year. Overall she compiled a record of 48-33 during her tenure at the Baltimore school, guiding the squad to the Metro Atlantic Athletic Conference semifinals all three years.

One of the top playmakers in Saint Joseph's history, Griffin starred for the Hawks from 1987-88 through 1991-92 (missing the 1988-89 season due to injury). A three-time team captain, Griffin finished her career with 662 points, 278 rebounds, 510 assists and 197 steals. She currently ranks fourth on SJU's all-time assist list.

As a junior in 1990-91, she played in 1,178 out of a possible 1,200 minutes to set the school record for minutes played in a single season. The Hawks made three NCAA Tournament appearances and posted three straight 20-win seasons during her playing career. A two-time Second Team All-Big 5 choice, as well as a Third Team All-Atlantic 10 pick as a senior, she was inducted into the Saint Joseph's Women's Basketball Hall of Fame in 1998.

A native of Maple Glen, Pa., Griffin played her high school basketball for Bishop McDevitt, winning two Philadelphia Catholic League titles. A 1987 graduate of McDevitt, she was inducted into its Athletic Hall of Fame in 1997, and in 2002, received the Philadelphia Catholic League's alumni achievement award. She earned a bachelor's degree in accounting from Saint Joseph's in 1991 and completed her M.B.A. from SJU in 1993. She resides in Conshohocken, Pa., with her husband, Curtis, and children, Kaylie, Hannah and Curtis, Jr.

2017-18 SAINT JOSEPH'S BASKETBALL • 7

Game 1 • November 12, 2017 • Gallagher Center Saint Joseph's - 93, Niagara - 69

Shooting 61.4 percent from the floor, including 75 percent from three-point range, Saint Joseph's opened the 2017-18 season with a 93-69 victory at Niagara at the Gallagher Center.

Alyssa Monaghan led four Hawks in double figures with a career-best 23 points and matched a program record for three-point proficiency as she finished 7-of-7 from behind the arc and 8-8 overall from the field.

Behind 11 points from Monaghan, SJU took control from the tip as it ran out to a 14-6 lead.

Down 19-12 after the first quarter, Niagara used a 7-3 run to start the second period and rally to within three, 22-19.

That would be as close as the Purple Eagles would get on the day though as the Hawks answered with a 14-0 run to open a 36-19 lead on a layup by Amanda Fioravanti.

Taking a 49-32 advantage into the second half, Saint Joseph's went on to outscore Niagara 44-37 in the second half to set a new program record for points in a season opener with 93.

For the game, the Hawks went 35-of-57 from the field, 15-of-20 from behind the arc and finished with a 38-23 edge in rebounding.

Saint Joseph's 93 • 1-0

#	Player	Total			3-Ptr		Rebounds			PF	TP	A	TO	Bk	Stl	Min
		FG-FGA	FG-FGA	FT-FTA	Off	Def	Tot									
04	BAISDEN, Kristalyn	* 7-8	5-6	0-0	0	0	0	3	19	2	2	0	0	0	28	
12	MONAGHAN, Alyssa	* 8-8	7-7	0-0	0	1	1	1	23	5	3	0	0	0	28	
30	VEILLEUX, Sarah	* 6-7	2-3	0-0	2	4	6	1	14	5	0	0	1	29		
33	FRANKLYN, Adashia	* 5-10	0-0	4-8	5	10	15	3	14	2	3	0	0	0	25	
34	Fioravanti, Amanda	* 3-7	0-0	2-3	0	3	3	4	8	4	3	2	0	24		
01	FISHER, Whisper	1-2	0-0	0-0	1	1	2	2	2	2	0	1	0	0	11	
02	ROIG, Lula	0-1	0-0	1-4	0	2	2	4	1	4	1	0	0	0	13	
11	MARZ, Avery	1-3	1-3	0-0	0	2	2	1	3	0	1	0	0	0	12	
13	SHEEHAN, Mary	2-5	0-1	0-0	3	1	4	1	4	1	0	0	0	0	10	
32	WOODS, Chelsea	1-2	0-0	1-2	0	2	2	5	3	0	1	0	1	0	10	
35	CLAY, Michala	0-1	0-0	0-0	0	0	0	2	0	0	1	0	0	0	5	
40	BELVEDERE, Candace	1-3	0-0	0-0	0	0	0	1	2	1	0	0	0	0	5	
Team					0	1	1									
Totals		35-57	15-20	8-17	11	27	38	28	93	26	15	3	2	200		
1st - FG %:		7-13 53.8%	2nd: 12-15 80.0%	3rd: 8-12 66.7%	4th: 8-17 47.1%	Game: 35-57 61.4%			Deadball Rebounds 6							
3FG %:		4-6 66.7%	6-6 100.0%	2-3 66.7%	3-5 60.0%	15-20 75.0%			8-17 47.1%							
FT %:		1-4 25.0%	0-0 0.0%	6-11 54.5%	1-2 50.0%											

Niagara 69 • 0-2

#	Player	Total			3-Ptr			Rebounds			PF	TP	A	TO	Bk	Stl	Min
		FG	FGA	FG-FGA	FT	FTA	Off	Def	Tot								
10	Jamie Sherburne	*	2-7	0-3	2-2		0	1	1	1	6	2	2	0	1	29	
11	Kharysma Bryant	*	1-3	0-0	0-0		1	1	2	1	2	0	1	0	0	17	
21	Maggie McIntyre	*	1-1	0-0	2-2		0	1	1	0	4	2	0	0	1	22	
22	Victoria Rampado	*	4-14	0-2	5-6		2	1	3	3	13	1	1	0	2	31	
44	Kaylee Stroemple	*	6-14	1-1	4-5		1	3	4	3	17	1	1	0	2	29	
04	Jai Moore		2-5	0-0	6-6		0	0	0	3	10	0	0	0	0	13	
05	Claire Wanzer		0-2	0-2	0-0		0	0	0	1	0	0	0	0	0	10	
12	Emerald Ekipiteta		0-0	0-0	3-4		2	0	2	1	3	0	1	0	0	9	
15	Adila Gathers		0-0	0-0	0-0		0	1	1	3	0	0	1	0	0	6	
24	Morgan Baughman		0-2	0-2	1-2		0	0	0	0	1	0	0	0	0	5	
32	Diona Johnson		3-6	2-4	4-4		0	1	1	2	12	0	2	0	0	21	
33	Dagny Davidsdottir		0-0	0-0	1-2		0	3	3	2	1	0	0	1	0	8	
	Team						3	2	5								
Totals			19-54	3-14	28-33		9	14	23	20	69	6	9	1	6	200	
1st - FG %:		5-16	31.3%	2nd: 6-16	37.5%	3rd: 4-13	30.8%	4th: 4-9	44.4%	Game: 19-54			35.2%	Deadball Rebounds			
3FG %:		0-2	0.0%	2-5	40.0%	0-2	0.0%	1-5	20.0%	3-14			21.4%				
FT %:		2-2	100.0%	6-7	85.7%	7-9	77.8%	13-15	86.7%	28-33			84.8%				

Officials: Jeffrey Smith, Teresa Stuck, Natasha Camy
Technical fouls: Saint Joseph's-None. Niagara-None.
Attendance: 463

Score by periods	1st	2nd	3rd	4th	Total
Saint Joseph's	19	30	24	20	93
Niagara	12	20	15	22	69

Game 2 • November 15, 2017 • Sojka Pavilion Saint Joseph's - 77, Bucknell - 53

Behind a strong second half performance, Saint Joseph's snapped Bucknell's 29-game home win streak with a 77-53 victory.

Led by 10 of **Chelsea Woods'** game-high 21 points, the Hawks outscored the Bison 43-23 in the second half after leading by four at halftime.

Ahead 34-30 at intermission, Saint Joseph's held Bucknell to just 25 percent shooting (4-of-16) in the third quarter and used a 15-9 scoring advantage to open a 49-39 advantage.

Up by 10, the Hawks' lead would shrink to no less than eight as they closed out the game going 11-of-17 from the field (64.7 percent) in the fourth quarter to improve to 2-0 on the season.

For the game, SJU shot 47.7 percent from the floor (31-of-65), hit 4-of-8 from three-point range and shot 68.8 percent from the foul line (11-of-16).

Saint Joseph's 77 • 2-0

#	Player	Total			3-Ptr		Rebounds			PF	TP	A	TO	Bk	Stl	Min
		FG-FGA	FG-FGA	FT-FTA	Off	Def	Tot									
33	FRANKLYN, Adashia	f	5-10	0-0	2-2	4	3	7	3	12	1	3	0	1	23	
34	Fioravanti, Amanda	f	6-17	0-0	1-4	1	7	8	4	13	3	2	2	1	23	
12	MONAGHAN, Alyssa	g	4-5	2-3	0-0	1	7	8	2	10	6	1	0	2	31	
30	VEILLEUX, Sarah	g	4-8	2-3	0-0	1	4	5	1	10	3	0	1	0	33	
32	WOODS, Chelsea	g	7-15	0-0	7-8	0	9	9	3	21	1	2	0	1	33	
01	FISHER, Whisper		3-3	0-0	0-0	0	1	1	3	6	2	1	1	0	15	
02	ROIG, Lula		0-2	0-0	0-0	0	0	0	0	0	2	0	0	0	11	
04	BAISDEN, Kristalyn		0-3	0-2	1-2	0	1	1	2	1	2	1	0	3	26	
11	MARZ, Avery		0-0	0-0	0-0	0	0	0	0	0	0	0	0	0	2	
13	SHEEHAN, Mary		0-0	0-0	0-0	0	0	0	0	0	0	0	0	0	1	
35	CLAY, Michala		1-1	0-0	0-0	0	0	0	0	2	0	0	0	0	1	
40	BELVEDERE, Candace		1-1	0-0	0-0	0	0	0	1	2	0	0	0	0	1	
Team						2	1	3				1				
Totals			31-65	4-8	11-16	9	33	42	19	77	20	11	4	8	200	
1st - FG %:		6-18 33.3%	2nd: 8-16 50.0%	3rd: 6-14 42.9%	4th: 11-17 64.7%	Game: 31-65 47.7%						Deadball Rebounds 4,2				
3FG %:		0-1 0.0%	1-3 33.3%	1-1 100.0%	2-3 66.7%	4-8 50.0%										
FT %:		2-4 50.0%	2-4 50.0%	2-4 50.0%	4-4 100.0%	11-16 68.8%										

Bucknell 53 • 2-1

#	Player		Total			3-Ptr		Rebounds			PF	TP	A	TO	Bk	Stl	Min
			FG-FGA	FG-FGA	FT-FTA	Off	Def	Tot									
32	Romaine, Catherine	f	2-9	0-0	1-4	3	4	7	2	5	3	5	1	1		31	
50	Slagous, Kaitlyn	f	4-11	1-5	2-2	1	8	9	2	11	1	2	0	0		32	
02	English, Kyi	g	2-7	0-1	2-2	1	3	4	0	6	2	6	0	0		32	
20	Walker, Kate	g	6-15	4-6	0-0	0	1	1	2	16	0	2	0	0		29	
25	Kapp, Abby	g	1-7	0-4	2-2	1	0	1	3	4	0	1	0	0		21	
04	Hayes, Gia	g	0-2	0-0	0-0	0	1	1	1	0	1	0	0	0		13	
13	Dumiak, Rachel	g	1-2	0-1	0-0	0	0	0	0	2	0	0	0	0		4	
22	Mikkelsen, Maegan	g	1-2	0-0	1-1	3	4	7	2	3	0	1	0	0		13	
24	Ceppi, Autumn	g	0-1	0-0	2-2	0	1	1	0	2	0	0	1	0		4	
40	Mack, Ellie	g	2-6	0-2	0-0	0	0	0	1	4	2	1	0	0		21	
Team						1	2	3									
Totals			19-62	5-19	10-13	10	24	34	13	53	9	18	2	1		200	
1st FG %:			5-15	33.3%	2nd: 5-13	38.5%	3rd: 4-16	25.0%	4th: 5-18	27.8%	Game: 19-62			30.6%	Deadball Rebounds		
3FG %:			1-4	25.0%	3-5	60.0%	0-3	0.0%	1-7	14.3%	5-19			26.3%			
FT %:			2-3	66.7%	4-4	100.0%	1-3	33.3%	3-3	100.0%	10-13			76.9%			

Officials: Michael Henderson, Donald Cumiskey, Hilary Harwell
Technical fouls: Saint Joseph's-None. Bucknell-None.
Attendance: 704

Score by periods	1st	2nd	3rd	4th	Total
Saint Joseph's	15	19	15	28	77
Bucknell	13	17	9	14	53

1st FG - SJU 4th-00:18, BUCKNELL 4th-00:01.
Largest lead - SJU by 27 4th-00:18, BUCKNELL by 1 1st-09:11.
SJU led for 37:01, BUCKNELL led for 02:39, Game was tied for 00:20.

Points	In	Off	2nd	Fast	Bench
SJU	36	18	12	4	11
BUCKNE	28	5	4	0	11

Score tied - 3 times.
Lead changed - 8 times.

2017-18 SAINT JOSEPH'S BASKETBALL • 8

Game 3 • November 19, 2017 • Convocation Center Saint Joseph's - 73, James Madison - 66

Saint Joseph's improved to 3-0 to start the season for the first time since 2010-11 as the Hawks topped James Madison.

James Madison opened the game scoring on its first two possessions, but the Hawks quickly battled back. Down 4-0, Saint Joseph's used a 13-2 run to open a seven-point advantage on a layup by **Amanda Fioravanti** at 4:44.

The Dukes strung together a 9-2 run of their own to tie the game at 15, but a pair of free throws by **Kristalyn Baisden** and a layup by **Adashia Franklyn** pushed SJU back ahead, 19-15.

Up four to start the second half, Saint Joseph's saw its lead erased just over three minutes in as a three-pointer by Hailee Barron gave JMU a 44-43 advantage.

Fighting back to a 48-48 tie, the Hawks closed the third quarter on a 7-2 run to take a 55-50 lead.

A three-pointer by Kamiah Smalls brought the Dukes to within three, 57-54, with 8:36 to play, but that would be as close as Saint Joseph's would allow James Madison to get as **Chelsea Woods** capped a quick 5-0 run to push her team ahead 62-54.

The Hawks pushed their lead to as many as 12 in the final minutes as they improved to 2-3 all-time versus James Madison.

Game 4 • November 25, 2017 • Hagan Arena Saint Joseph's - 80, Eastern Illinois - 62

Saint Joseph's downed Eastern Illinois, 80-62, to advance to the title game of the 24th Annual Hawk Classic.

Opening the home portion of its schedule, SJU pulled ahead of the Panthers toward the end of the first quarter after a tight opening six minutes. Woods converted a three-point play with 2:40 to go in the period to cap a 10-2 run and give the Hawks a 19-11 advantage.

Up 46-28 to start the third quarter, Saint Joseph's saw its lead to four less than four minutes into the period. Hitting 5-of-9 from the field, including three three-pointers, Eastern Illinois cut its deficit to 46-42 on a jumper by Jennifer Nehls at 6:02.

Sparked by a **Chelsea Woods** layup off a turnover, the Hawks countered with a 10-0 run that pushed their lead to 56-42 on a pair of Woods free throws at 2:18.

Saint Joseph's allowed Eastern Illinois to get no closer than nine points in the fourth quarter as the it picked up its fourth win of the season and advanced to the title game of the Hawk Classic for the 23rd time.

Saint Joseph's 73 • 3-0

#	Player	Total FG-FGA	3-Ptr FG-FGA	FT-FTA	Rebounds Off Def Tot	PF	TP	A	T	Bk	Stl	Min
33	FRANKLYN, Adashia	f 4-8	0-0	0-2	2 0 2	2	8	3	1	0	0	30
34	FIORAVANTI, Amanda	f 4-8	0-0	0-0	1 3 4	2	8	4	5	1	0	31
12	MONAGHAN, Alyssa	g 2-8	1-5	0-0	0 7 7	1	5	7	0	0	1	36
30	VEILLEUX, Sarah	g 9-11	5-6	2-3	0 5 5	4	25	1	2	1	0	36
32	WOODS, Chelsea	g 7-16	0-0	9-12	1 5 6	3	23	2	2	0	2	34
01	FISHER, Whisper	0-0	0-0	0-0	1 0 1	1	0	0	1	0	1	4
02	ROIG, Lula	1-1	0-0	0-0	0 0 0	2	0	2	0	0	1	4
04	BAISDEN, Kristalyn	0-1	0-0	2-4	1 2 3	3	2	0	0	0	0	25
Team					3 3 6			1				
Totals		27-53	6-11	13-21	9 25 34	18	73	17	14	2	5	200
1st - FG %: 6-16 37.5% 2nd: 9-12 75.0% 3rd: 7-16 43.8% 4th: 5-9 55.6% Game: 27-53 50.9% Deadball Rebounds 5,2												
3FG %: 2-5 40.0% 2-2 100.0% 1-2 50.0% 1-2 50.0% 6-11 54.5%												
FT %: 9-10 90.0% 0-0 0.0% 1-1 100.0% 7-10 70.0%												

JMU 66 • 1-3

#	Player	Total FG-FGA	3-Ptr FG-FGA	FT-FTA	Rebounds Off Def Tot	PF	TP	A	T	Bk	Stl	Min
04	Butler, Tasia	f 3-5	0-0	1-1	3 5 8	1	7	1	2	0	2	23
42	Merritt, Devon	f 4-6	0-0	1-1	1 1 2	3	9	0	2	1	2	23
03	Smalls, Kamiah	g 8-21	1-3	5-5	3 6 9	4	22	3	3	0	2	35
14	Barron, Hailee	g 2-6	1-4	0-0	1 2 3	2	5	0	3	0	0	37
15	Barrier, Lexie	g 2-15	0-4	3-6	2 1 3	3	7	2	1	0	0	26
01	Harris, Tori	0-0	0-0	0-0	0 0 0	3	0	0	0	0	0	3
05	Bellerand, Breyenne	0-0	0-0	0-0	0 1 1	0	0	0	0	0	0	4
10	Young, Aneah	1-4	0-0	0-0	1 0 1	2	2	0	0	0	0	14
31	CooperWilliams,Kayla	2-6	0-0	3-5	5 2 7	3	7	0	0	0	0	25
33	Koshuta, Kelly	3-5	0-0	1-1	0 1 1	1	7	0	1	0	0	10
Team					3 1 4							
Totals		25-68	2-11	14-19	19 20 39	22	66	6	12	1	6	200
1st - FG %: 7-17 41.2% 2nd: 8-18 44.4% 3rd: 5-13 38.5% 4th: 5-20 25.0% Game: 25-68 36.8% Deadball Rebounds 2												
3FG %: 0-1 0.0% 0-1 0.0% 1-2 50.0% 1-7 14.3% 2-11 18.2%												
FT %: 4-4 100.0% 4-6 66.7% 5-8 62.5%												

Officials: Kevin Sparrock, Shawn Goode, Angel Stanton
Technical fouls: Saint Joseph's-None, JMU-None.
Attendance: 1850

Score by periods	1st	2nd	3rd	4th	Total
Saint Joseph's	19	20	16	18	73
JMU	15	20	15	16	66

Last FG - SJU 4th-02:20, JMU 4th-00:19.
Largest lead - SJU by 12 4th-01:13, JMU by 4 1st-08:41.
SJU led for 33:50, JMU led for 03:26, Game was tied for 02:39.

Score tied - 3 times.
Lead changed - 3 times.

Eastern Illinois 62 • 1-3

#	Player	Total FG-FGA	3-Ptr FG-FGA	FT-FTA	Rebounds Off Def Tot	PF	TP	A	T	Bk	Stl	Min
14	McRAE, Grace	f 4-8	0-1	1-1	0 2 2	2	9	0	3	0	1	26
32	NEHLS, Jennifer	f 6-15	0-2	1-1	2 4 6	3	13	1	6	1	2	26
05	LENNOX, Grace	g 1-9	0-0	2-2	0 2 2	0	4	4	2	0	2	33
12	TELLEZ, Carmen	g 2-3	2-3	0-0	0 0 0	3	6	1	1	0	1	23
20	BERRY, Danielle	g 3-5	2-3	0-0	0 0 0	1	4	8	1	0	0	25
11	PACE, Karle	2-4	1-2	0-0	0 0 0	0	5	1	0	0	0	7
15	STEELE, Taylor	1-5	1-1	0-0	2 0 2	3	3	1	0	0	1	22
21	STULL, Halle	2-2	2-2	2-2	0 2 2	2	8	0	3	0	0	17
22	MAROV, Lana	0-1	0-1	0-0	0 0 0	2	0	0	0	0	0	5
31	SMITH, Jalisha	2-9	0-0	2-4	4 2 6	2	6	0	1	0	1	16
Team					2 2 4							
Totals		23-61	8-15	8-10	10 15 25	21	62	9	16	1	8	200
1st - FG %: 5-13 38.5% 2nd: 6-16 37.5% 3rd: 7-17 41.2% 4th: 5-15 33.3% Game: 23-61 37.7% Deadball Rebounds 3												
3FG %: 1-2 50.0% 1-4 25.0% 4-5 80.0% 2-4 50.0% 8-15 53.3%												
FT %: 2-2 100.0% 2-3 66.7% 1-1 100.0% 3-4 75.0%												

Saint Joseph's 80 • 4-0

#	Player	Total	3-Ptr	Rebounds				PF	TP	A	TO	Bk	Stl	Min
		FG-FGA	FG-FGA	FT-FTA	Off	Def	Tot							
32	WOODS, Chelsea	f 8-15	0-0	4-5	5	6	11	1	20	5	3	0	2	34
33	FRANKLYN, Adashia	f 6-9	0-0	3-6	6	3	9	0	15	0	3	1	0	32
34	FIORAVANTI, Amanda	f 2-6	0-0	2-5	2	3	5	6	2	3	0	0	0	13
12	MONAGHAN, Alyssa	g 3-7	0-1	0-0	0	4	4	0	6	3	3	0	4	32
30	VEILLEUX, Sarah	g 9-13	2-5	2-2	0	2	2	22	3	1	1	4	31	
01	FISHER, Whisper	0-2	0-0	0-0	1	0	1	0	0	0	0	0	1	5
02	ROIG, Lula	1-1	0-0	3-5	0	0	0	1	5	0	2	0	0	9
13	MARZ, Avery	0-1	0-0	0-0	0	1	1	1	0	1	1	0	1	8
13	SHEEHAN, Mary	1-3	0-0	0-0	1	0	1	2	2	0	0	1	0	5
31	GARNER, Jaryn	1-1	0-0	0-0	0	2	2	0	2	0	0	1	0	19
35	CLAY, Michala	1-2	0-0	0-0	1	1	2	2	2	1	2	0	1	10
40	BELEVDERE, Candace	0-0	0-0	0-0	0	1	1	0	0	1	0	0	0	2
Team					1	2	3				1			
Totals		32-60	2-6	14-23	17	25	42	14	80	16	19	4	13	200

Officials: Ben Smith, Heather Browne, Ryan Nunes
Technical fouls: Eastern Illinois-None, Saint Joseph's-None.
Attendance: 877

Score by periods	1st	2nd	3rd	4th	Total
Eastern Illinois	13	15	19	15	62
Saint Joseph's	21	25	12	22	80

Last FG - EU 4th-01:01, SJU 4th-00:43.
Largest lead - EU None, SJU by 21 4th-05:14.
EU led for 00:00, SJU led for 39:25, Game was tied for 00:34.

Points	In	Off	2nd	Fast	Bench
EU	24	19	13	5	22
SJU	50	17	15	18	11

Score tied - 1 time.
Lead changed - 0 times.

2017-18 SAINT JOSEPH'S BASKETBALL • 9

Game 5 • November 26, 2017 • Hagan Arena Saint Joseph's - 87, Saint Peter's - 58

Saint Joseph's improved to 3-0 to start the season for the first time since 2010-11 as the Hawks topped James Madison.

Backed by a balanced offensive attack that saw five Hawks finish in double figures, Saint Joseph's downed Saint Peter's, 87-58, to win the 24th Annual Hawk Classic.

Behind 16 points and six rebounds from Hawk Classic MVP **Sarah Veilleux**, Saint Joseph's captured its 11th Hawk Classic title in program history.

Playing just its second home game of the year, Saint Joseph's led wire to wire as it held the Peacocks at a distance for most of the game.

Opening a double-digit lead midway through the first quarter, the Hawks saw their advantage slowly chipped away as Saint Peter's came within three, 30-27, on a three-pointer by Brianna Tarabocchia at 6:16 of the second quarter.

After trading baskets, Saint Joseph's closed out the period on a 19-3 run as a pair of Veilleux free throws pushed her team ahead 51-32 at the break.

Saint Peter's would get no closer than 17 points in the second half as the Hawks moved to 5-0 for the first time since the 2005-06 season.

Saint Peter's 58 • 3-3

#	Player	Total		3-Ptr		Rebounds			PF	TP	A	TO	Bk	Stl	Min
		FG-FGA	FT-FTA	FG-FGA	FT-FTA	Off	Def	Total							
24	Martin, Da'jah	1	1-4	0-0	0-0	1	3	4	3	2	1	2	0	0	17
42	Bethwa, Savannah	1	2-4	1-1	0-2	2	6	8	3	5	1	0	0	1	24
19	Lochner, Sammy	1	1-6	0-3	1-1	0	0	0	0	3	0	3	0	1	20
16	Hughes, Talan	3	1-6	0-0	1-2	0	1	1	3	3	2	1	1	2	17
23	Veilleux, Sarah	3	5-6	3-3	0-0	0	1	1	1	13	0	1	1	1	27
00	Spencer, Breana	1	1-1	0-0	0-0	1	0	1	0	2	0	0	0	0	4
01	Magazine, Davyon	1	3-8	2-6	0-0	0	0	0	1	8	1	2	0	1	16
02	Maguire, Anna	1	1-5	0-1	0-0	0	1	1	1	2	1	0	0	1	8
03	Featherston, Precious	1	2-2	0-0	0-0	1	0	1	1	4	0	1	1	0	7
11	Dalozzo, Haley	1	0-0	0-0	0-0	0	4	4	1	0	1	4	0	2	9
20	Pero, Zoe	1	0-4	0-1	0-0	1	0	1	2	0	4	0	0	1	13
21	Moe, Samantha	1	0-1	0-0	0-0	0	0	0	1	0	0	1	0	0	6
25	Tarabocchia, Brianna	1	3-5	2-4	4-5	0	3	3	0	12	2	1	0	1	19
33	Howell, Ashlee	1	1-6	0-0	2-2	2	0	2	0	4	0	1	0	0	13
Team						0	0	0							
Totals			21-58	8-19	8-12	8	19	27	17	58	13	18	3	11	200

FG % 1st Ha	57%	2nd	50%	3rd	40%	4th	50%	Avg	25.5%	FG %	38.0%
3FG % 1st Ha	0%	2nd	0%	3rd	0%	4th	0%	Avg	0%	3FG %	10.0%
FT % 1st Ha	20%	2nd	100%	3rd	40%	4th	100%	Avg	50%	FT %	66.7%

Saint Joseph's 87 • 5-0

#	Player	Total		3-Ptr		Rebounds			PF	TP	A	TO	Bk	Stl	Min
		FG-FGA	FT-FTA	FG-FGA	FT-FTA	Off	Def	Total							
32	WOODS, Chelsea	1	4-12	0-0	4-4	3	5	8	1	12	4	1	0	1	24
33	FRANKLYN, Adashia	1	5-7	0-0	0-0	5	0	5	3	10	1	2	0	0	19
34	HOHAVANTII, Amanda	1	4-8	0-0	2-5	3	5	8	1	10	1	3	1	0	27
12	MONAGHAN, Alyssa	1	7-13	4-9	0-0	0	2	2	1	18	5	0	1	2	26
30	VEILLEUX, Sarah	3	5-9	1-2	5-5	1	5	6	0	16	2	1	0	2	28
01	FISHER, Whisper	1	1-3	0-0	0-0	1	2	3	0	2	0	1	0	1	11
02	ROIG, Lulu	1	1-2	0-0	3-8	3	2	5	0	5	1	3	0	3	14
64	BAIRDEN, Kristalyn	1	1-3	1-3	0-0	0	1	1	0	3	1	1	0	1	15
11	MARZ, Avery	1	3-3	1-1	1-1	0	1	1	0	8	1	1	0	0	8
13	SHEEHAN, Mary	1	0-1	0-0	0-0	0	0	0	1	0	0	0	0	0	5
31	GAHNER, Jaryn	1	0-2	0-0	0-0	0	2	2	0	0	0	0	0	0	6
35	CLAY, M'chala	1	0-0	0-0	1-2	0	0	0	2	1	0	1	0	1	10
40	BLVDLER, Candace	1	1-1	0-0	0-0	0	0	0	0	2	0	0	0	0	7
Team						1	4	5							
Totals			32-66	7-15	16-25	17	29	46	11	87	16	14	2	11	200

FG % 1st Ha	50%	2nd	40%	3rd	40%	4th	50%	Avg	25.5%	FG %	38.0%
3FG % 1st Ha	0%	2nd	0%	3rd	0%	4th	0%	Avg	0%	3FG %	10.0%
FT % 1st Ha	0%	2nd	100%	3rd	40%	4th	100%	Avg	50%	FT %	66.7%

Officials: Bryan Esterline, Jaryn Harwe, Michael DeCouto
Technical fouls: Saint Peter's-None, Saint Joseph's-None
Attendance: 732

Score by periods	1st	2nd	3rd	4th	Total
Saint Peter's	18	14	11	15	58
Saint Joseph's	24	27	16	20	87

Points	1st	2nd	3rd	4th	Total
Saint Peter's	18	14	11	15	58
Saint Joseph's	24	27	16	20	87

Last FG - SHW 4th-01:42, SJU 4th-00:47
Largest lead - SHW None, SJU by 29 1st-00:47
SFUW led for 30:00, SJU led for 30:33, Game was tied for 20:20

Score tied - 0 times
Lead changed - 0 times

Game 6 • November 29, 2017 • McGonigle Hall Arena Temple - 69, Saint Joseph's - 66

Saint Joseph's had its five-game unbeaten streak snapped as Temple held off the Hawks for a 69-66 victory at McGonigle Hall.

In typical Big 5 fashion, the contest came down to the final moments as Saint Joseph's rallied from down six with six minutes to play to take a 66-65 lead on a layup by **Chelsea Woods** with 19.5 seconds to play.

Out of their last timeout, the Owls answered back as Tanaya Atkinson's driving layup made it 67-66 at with 16.3 seconds to go.

Temple would cause a SJU turnover and get the ball back with 10 seconds remaining. Off an in-bounds play, Deja Reynolds drew a foul after she was tied up in the corner, but was ruled to have been held after a discussion by the referees.

Reynolds connected on both free throws, and a game-tying three pointer by the Hawks at the buzzer was off the mark.

Saint Joseph's 66 • 5-1

#	Player	Total		3-Ptr		Rebounds			PF	TP	A	TO	Bk	Stl	Min
		FG-FGA	FT-FTA	FG-FGA	FT-FTA	Off	Def	Total							
33	FRANKLYN, Adashia	1	5-14	0-0	2-9	4	4	8	3	12	1	1	1	0	36
34	HOHAVANTII, Amanda	1	7-13	0-0	8-11	3	6	9	3	22	3	2	2	0	38
12	MONAGHAN, Alyssa	3	2-8	1-4	3-4	0	5	5	4	8	1	3	0	1	38
30	VEILLEUX, Sarah	3	5-8	0-2	2-2	1	1	2	4	12	3	1	0	1	34
32	WOODS, Chelsea	3	2-7	0-0	4-4	3	8	11	4	8	1	2	0	0	27
01	FISHER, Whisper	3	0-0	0-0	0-0	0	0	0	0	0	0	0	0	0	1
02	ROIG, Lulu	1	1-2	0-0	0-1	0	0	0	0	2	0	0	0	1	2
64	BAIRDEN, Kristalyn	1	1-5	0-4	0-0	0	0	0	2	2	0	2	0	2	15
31	GARNER, Jaryn	1	0-2	0-0	0-0	0	1	1	1	0	0	0	1	0	9
Team						1	3	4							
Totals			23-59	1-10	19-31	12	28	40	21	66	9	11	4	5	200

Temple 69 • 5-2									
		Total	3-Ptr			Rebounds			

Temple 69 • 5-2

#	Player	Total		3-Ptr		Rebounds			PF	TP	A	TO	Bk	Stl	Min
		FG-FGA	FT-FTA	FG-FGA	FT-FTA	Off	Def	Total							
25	DAVIS, Mia	1	6-12	0-0	3-4	8	5	13	4	15	1	2	0	1	29
02	PERRY, Breanna	3	1-4	0-1	0-0	1	0	1	4	2	2	2	0	0	15
12	MAYO, Emari	3	1-11	0-3	2-2	0	4	4	3	4	2	0	0	0	38
21	BERGER, Khadijah	3	0-3	0-2	0-0	1	0	1	1	0	0	0	0	0	15
22	ATKINSON, Tanaya	3	8-20	0-1	8-12	2	11	13	4	24	1	3	0	0	37
03	OLIVER, Desiree	1	3-9	0-1	1-1	0	4	4	2	7	1	2	0	1	18
04	JONES, Mykia	1	1-1	1-1	0-0	0	0	0	0	3	1	1	0	1	5
11	ATKINSON, Shanner	1	0-1	0-0	0-0	1	1	2	2	0	0	0	0	1	11
23	REYNOLDS, Deja	1	4-5	1-1	3-5	1	3	4	2	12	2	4	1	1	26
24	TAYLOR, Shantay	1	0-0	0-0	2-2	1	1	2	1	2	0	1	0	0	6
Team						4	2	6							
Totals			24-66	2-10	19-26	19	31	50	23	69	10	15	2	4	200

Officiants: Norma Jones, Bob Entenno, Faleu Gissoko-Stephans
Technical Fouls: Saint Joseph's:None Temple:1EAM
Attendance: 1628

Score by periods	1st	2nd	3rd	4th	Total
Saint Joseph's	16	14	18	18	66
Temple	19	21	20	19	69

Game 7 • December 3, 2017 • Jake Nevin Field House
#25/24 Villanova - 79, Saint Joseph's - 44

Saint Joseph's was held to just 29.6 percent shooting as the Hawks fell at #25/24 Villanova, 79-44.

Leading from the tip, the Wildcats jumped out to a 20-6 lead after the first quarter and never looked back. Shooting 55.4 percent from the field (31-of-56) on the day, Villanova pushed its lead to 39-14 by halftime and allowed Saint Joseph's to get no closer than that over the final 20 minutes.

Saint Joseph's 44 • 5-2, 0-2 Big 5

#	Player		Total		3-Ptr		Rebounds				PF	TP	A	TO	Bk	Stl	Min
			FG-FGA	FG-FGA	FT-FTA	Off	Def	Total									
32	WOODS, Chelsea	f	3-9	0-0	3-3	4	2	6	2	9	2	2	0	0	0	0	26
33	FRANKLYN, Adasha	f	4-8	0-0	2-2	2	2	4	2	10	0	2	2	0	0	0	26
34	FIORAVANTI, Amanda	f	3-9	0-0	2-2	1	1	2	2	8	2	3	0	0	0	0	21
12	MONAGHAN, Alyssa	g	1-7	0-5	2-3	0	2	2	0	4	1	2	0	0	0	0	33
30	VILLI FUX, Sarah	g	3-5	0-0	0-0	0	2	2	3	6	1	1	0	1	0	1	29
01	FISHER, Wintersper		0-0	0-0	0-0	1	0	1	0	0	0	0	0	1	0	0	1
02	ROIG, Laila		1-4	0-0	3-5	0	3	3	1	5	3	1	0	0	0	0	14
04	BAIRDEN, Kristayn		0-0	0-0	0-0	0	0	0	1	0	1	0	0	0	0	0	12
11	MARZ, Avery		0-0	0-0	0-0	0	1	1	0	0	0	0	1	0	0	0	5
13	SHFFHAN, Mary		0-5	0-0	0-0	1	1	2	0	0	0	0	0	1	0	0	7
31	GARNER, Jaryn		0-5	0-0	0-0	1	1	2	2	0	1	1	0	0	0	0	18
35	CLAY, M'chala		1-2	0-0	0-0	1	0	1	0	2	0	1	0	0	0	0	6
40	BELVEDERE, Candace		0-0	0-0	0-0	0	0	0	0	0	0	0	0	0	0	0	2
Team						3	0	3									
Totals			16-54	0-5	12-15	14	15	29	13	44	11	14	4	1			200
FG % 1st Ha *			6-25	24.0%	2nd ha *	10-29	34.5%	Game	16-54	29.6%	Double Rebounds						
3FG % 1st Ha *			0-3	0.0%	2nd ha *	0-2	0.0%	Game	0-5	0.0%							
FT % 1st Ha *			2-2	100.0%	2nd ha *	10-13	76.9%	Game	12-15	80.0%							

Villanova 79 • 7-0, 1-0 Big 5

#	Player		Total		3-Ptr		Rebounds				PF	TP	A	TO	Bk	Stl	Min
			FG-FGA	FG-FGA	FT-FTA	Off	Def	Total									
21	TUCKER, Jannah	f	5-10	3-7	0-0	1	2	3	1	13	4	0	1	0	0	0	30
12	QUINN, Megan	c	1-2	0-0	0-0	0	4	4	4	2	3	0	0	0	0	2	21
02	LOUIN, Alex	g	2-4	0-1	4-4	0	2	2	2	8	1	1	0	1	0	1	28
25	JFKOT, Kelly	g	11-17	2-6	3-3	1	4	5	0	27	6	1	2	1	1	1	31
31	HAHN, Adanna	g	0-1	0-0	0-0	0	4	4	2	0	3	0	0	0	0	0	29
00	ONKEN, Cameron		0-1	0-1	0-0	2	1	3	0	0	0	2	0	1	0	0	6
01	HLRLIHY, Bridget		2-6	0-1	1-1	1	1	2	0	5	0	2	0	1	0	1	10
03	LANGE, Grace		0-0	0-0	0-0	0	1	1	0	0	0	0	0	0	0	0	1
10	JAMES, Raven		1-2	0-0	0-0	0	0	0	2	2	0	0	0	0	0	0	4
14	HERLIHY, Branna		0-0	0-0	0-0	0	2	2	0	0	0	1	0	0	0	0	6
30	GEDAKA, Mary		7-10	0-0	2-3	3	2	5	2	16	0	2	3	1	1	1	19
45	STANT, Grace		2-3	2-3	0-0	0	0	0	1	6	1	1	0	0	0	0	15
Team						2	2	4									
Totals			31-56	7-19	10-11	10	25	35	14	79	18	11	6	7			200
FG % 1st Ha *			17-27	63.0%	2nd ha *	14-29	48.3%	Game	31-56	55.4%	Double Rebounds						
3FG % 1st Ha *			3-8	37.5%	2nd ha *	4-11	36.4%	Game	7-19	36.8%							
FT % 1st Ha *			2-2	100.0%	2nd ha *	8-9	88.9%	Game	10-11	90.9%							

Officials: Kathy Lynch, Shannon Fleck, Goriadine Smith
 Technical fouls: Saint Joseph's:None Villanova:None
 Attendance: 1519

Score by periods	1st	2nd	3rd	4th	Total
Saint Joseph's	6	8	17	13	44
Villanova	20	19	22	18	79

SEASON HIGHS

#1 WHISPER FISHER

PTS: 6, at Bucknell, 11/15/17
 FGM: 3, at Bucknell, 11/15/17
 FGA: 3, at Bucknell, 11/15/17
 3FGM: --
 3FGA: --
 FTM: --
 FTA: --
 OFF REB: 1, 2x, last at James Madison, 11/19/17
 DEF REB: 1, 2x, last at Bucknell, 11/15/17
 TOTAL REB: 2, at Niagara, 11/12/17
 AST: 2, 2x, last at Bucknell, 11/15/17
 BLK: 1, 3x, last at Villanova, 12/3/17
 STL: 1, 3x, last vs. Saint Peter's, 11/26/17
 MIN: 15, at Bucknell, 11/15/17

#2 LULA ROIG

PTS: 5, 2x, last at Villanova, 12/3/17
 FGM: 1, 4x, last at Villanova, 12/3/17
 FGA: 3, at Villanova, 12/3/17
 3FGM: --
 3FGA: --
 FTM: 3, 3x, last at Villanova, 12/3/17
 FTA: 8, vs. Saint Peter's, 11/26/17
 OFF REB: 3, vs. Saint Peter's, 11/26/17
 DEF REB: 23, at Villanova, 12/3/17
 TOTAL REB: 5, vs. Saint Peter's, 11/26/17
 AST: 4, at Niagara, 11/12/17
 BLK: --
 STL: 3, vs. Saint Peter's, 11/26/17
 MIN: 14, 2x, last at Villanova, 12/3/17

#3 NAILAH DELINOIS

PTS: --
 FGM: --
 FGA: --
 3FGM: --
 3FGA: --
 FTM: --
 FTA: --
 OFF REB: --
 DEF REB: --
 TOTAL REB: --
 AST: --
 BLK: --
 STL: --
 MIN: --

#4 KRISTALYN BAISDEN

PTS: 19, at Niagara, 11/12/17
 FGM: 7, at Niagara, 11/12/17
 FGA: 8, at Niagara, 11/12/17
 3FGM: 5, at Niagara, 11/12/17
 3FGA: 6, at Niagara, 11/12/17
 FTM: 2, at James Madison, 11/19/17
 FTA: 4, at James Madison, 11/19/17
 OFF REB: 1, at James Madison, 11/19/17
 DEF REB: 2, at James Madison, 11/19/17
 TOTAL REB: 3, at James Madison, 11/19/17
 AST: 2, 2x, last at Bucknell, 11/15/17
 BLK: --
 STL: 3, at Bucknell, 11/15/17
 MIN: 28, at Niagara, 11/12/17

#11 AVERY MARZ

PTS: 8, vs. Saint Peter's, 11/26/17
 FGM: 3, vs. Saint Peter's, 11/26/17
 FGA: 3, 2x, last vs. Saint Peter's, 11/26/17
 3FGM: 1, 2x, last vs. Saint Peter's, 11/26/17
 3FGA: 3, at Niagara, 11/12/17
 FTM: 1, vs. Saint Peter's, 11/26/17
 FTA: 1, vs. Saint Peter's, 11/26/17
 OFF REB: --
 DEF REB: 2, at Niagara, 11/12/17
 TOTAL REB: 2, at Niagara, 11/12/17
 AST: 1, 2x, last vs. Saint Peter's, 11/26/17
 BLK: --
 STL: 1, vs. Eastern Illinois, 11/25/17
 MIN: 12, at Niagara, 11/12/17

#12 ALYSSA MONAGHAN

PTS: 23, at Niagara, 11/12/17
 FGM: 8, at Niagara, 11/12/17
 FGA: 13, vs. Saint Peter's, 11/26/17
 3FGM: 7, at Niagara, 11/12/17
 3FGA: 9, vs. Saint Peter's, 11/26/17
 FTM: 2, at Villanova, 12/3/17
 FTA: 3, at Villanova, 12/3/17
 OFF REB: 1, at Bucknell, 11/15/17
 DEF REB: 7, 2x, last at James Madison, 11/19/17
 TOTAL REB: 8, at Bucknell, 11/15/17
 AST: 7, at James Madison, 11/19/17
 BLK: 1, vs. Saint Peter's, 11/26/17
 STL: 4, vs. Eastern Illinois, 11/25/17
 MIN: 38, at Temple, 11/29/17

#13 MARY SHEEHAN

PTS: 4, at Niagara, 11/12/17
 FGM: 2, at Niagara, 11/12/17
 FGA: 5, 2x, last at Villanova, 12/3/17
 3FGM: --
 3FGA: 1, at Niagara, 11/12/17
 FTM: --
 FTA: --
 OFF REB: 3, at Niagara, 11/12/17
 DEF REB: 1, at Niagara, 11/12/17
 TOTAL REB: 4, at Niagara, 11/12/17
 AST: 1, at Niagara, 11/12/17
 BLK: 1, 2x, last at Villanova, 12/3/17
 STL: --
 MIN: 10, at Niagara, 11/12/17

#20 KATIE JEKOT

PTS: --
 FGM: --
 FGA: --
 3FGM: --
 3FGA: --
 FTM: --
 FTA: --
 OFF REB: --
 DEF REB: --
 TOTAL REB: --
 AST: --
 BLK: --
 STL: --
 MIN: --

#30 SARAH VEILLEUX

PTS: 25, at James Madison, 11/19/17
 FGM: 9, 2x, last vs. Eastern Illinois, 11/25/17
 FGA: 13, vs. Eastern Illinois, 11/25/17
 3FGM: 5, at James Madison, 11/19/17
 3FGA: 6, at James Madison, 11/19/17
 FTM: 5, vs. Saint Peter's 11/26/17
 FTA: 5, vs. Saint Peter's 11/26/17
 OFF REB: 2, at Niagara, 11/12/17
 DEF REB: 5, at James Madison, 11/19/17
 TOTAL REB: 6, at Niagara, 11/12/17
 AST: 5, at Niagara, 11/12/17
 BLK: 1, 3x, last vs. Eastern Illinois, 11/25/17
 STL: 4, vs. Eastern Illinois, 11/25/17
 MIN: 36, at James Madison, 11/19/17

#31 JARYN GARNER

PTS: 2, vs. Eastern Illinois, 11/25/17
 FGM: 1, vs. Eastern Illinois, 11/25/17
 FGA: 2, vs. Saint Peter's 11/26/17
 3FGM: --
 3FGA: --
 FTM: --
 FTA: --
 OFF REB: --
 DEF REB: 2, 2x, last vs. Saint Peter's 11/26/17
 TOTAL REB: 2, 2x, last vs. Saint Peter's 11/26/17
 AST: 1, at Villanova, 12/3/17
 BLK: 1, 2x, last at Temple, 11/29/17
 STL: --
 MIN: 19, vs. Eastern Illinois, 11/25/17

#32 CHELSEA WOODS

PTS: 23, at James Madison, 11/19/17
 FGM: 8, vs. Eastern Illinois, 11/25/17
 FGA: 16, at James Madison, 11/19/17
 3FGM: --
 3FGA: --
 FTM: 9, at James Madison, 11/19/17
 FTA: 12, at James Madison, 11/19/17
 OFF REB: 5, vs. Eastern Illinois, 11/25/17
 DEF REB: 9, at Bucknell, 11/15/17
 TOTAL REB: 11, 2x, last at Temple, 11/29/17
 AST: 5, vs. Eastern Illinois, 11/25/17
 BLK: --
 STL: 2, 2x, last vs. Eastern Illinois, 11/25/17
 MIN: 34, 2x, last vs. Eastern Illinois, 11/25/17

#33 ADASHIA FRANKLYN

PTS: 15, vs. Eastern Illinois, 11/25/17
 FGM: 6, vs. Eastern Illinois, 11/25/17
 FGA: 14, at Temple, 11/29/17
 3FGM: --
 3FGA: --
 FTM: 4, at Niagara, 11/12/17
 FTA: 9, at Temple, 11/29/17
 OFF REB: 6, vs. Eastern Illinois, 11/25/17
 DEF REB: 10, at Niagara, 11/12/17
 TOTAL REB: 15, at Niagara, 11/12/17
 AST: 3, at James Madison, 11/19/17
 BLK: 2, at Villanova, 12/3/17
 STL: 1, at Bucknell, 11/15/17
 MIN: 36, at Temple, 11/29/17

#34 AMANDA FIORAVANTI

PTS: 22, at Temple, 11/29/17
 FGM: 7, at Temple, 11/29/17
 FGA: 17, at Bucknell, 11/15/17
 3FGM: --
 3FGA: --
 FTM: 8, at Temple, 11/29/17
 FTA: 11, at Temple, 11/29/17
 OFF REB: 3, 2x, at Temple, 11/29/17
 DEF REB: 7, at Bucknell, 11/15/17
 TOTAL REB: 9, at Temple, 11/29/17
 AST: 4, 2x, last at James Madison, 11/19/17
 BLK: 2, 3x, last at Temple, 11/29/17
 STL: 1, at Bucknell, 11/15/17
 MIN: 38, at Temple, 11/29/17

#35 MICHALA CLAY

PTS: 2, 2x, last vs. Eastern Illinois, 11/25/17
 FGM: 1, 2x, last vs. Eastern Illinois, 11/25/17
 FGA: 2, 2x, last vs. Saint Peter's 11/26/17
 3FGM: --
 3FGA: --
 FTM: 1, vs. Saint Peter's 11/26/17
 FTA: 2, vs. Saint Peter's 11/26/17
 OFF REB: 1, vs. Eastern Illinois, 11/25/17
 DEF REB: -1, vs. Eastern Illinois, 11/25/17
 TOTAL REB: 2, vs. Eastern Illinois, 11/25/17
 AST: 1, vs. Eastern Illinois, 11/25/17
 BLK: --
 STL: 1, 2x, last vs. Saint Peter's 11/26/17
 MIN: 10, 2x, last vs. Saint Peter's 11/26/17

#40 CANDACE BELVEDERE

PTS: 2, 3x, last vs. Saint Peter's 11/26/17
 FGM: 1, 3x, last vs. Saint Peter's 11/26/17
 FGA: 3, at Niagara, 11/12/17
 3FGM: --
 3FGA: --
 FTM: --
 FTA: --
 OFF REB: --
 DEF REB: 1, vs. Eastern Illinois, 11/25/17
 TOTAL REB: 1, vs. Eastern Illinois, 11/25/17
 AST: 1, 2x, last 1, vs. Eastern Illinois, 11/25/17
 BLK: --
 STL: --
 MIN: 7, vs. Saint Peter's 11/26/17

CAREER HIGHS

#1 WHISPER FISHER

PTS: 6, at Bucknell, 11/15/17
 FGM: 3, at Bucknell, 11/15/17
 FGA: 3, at Bucknell, 11/15/17
 3FGM: --
 3FGA: --
 FTM: 3, vs. Drake, 1/31/16
 FTA: 4, vs. Drake, 1/31/16
 OFF REB: 2, vs. Western Michigan, 12/2/15
 DEF REB: 4, vs. Western Michigan, 12/2/15
 TOTAL REB: 6, vs. Western Michigan, 12/2/15
 AST: 2, 2, last at Bucknell, 11/15/17
 BLK: 4, vs. Western Michigan, 12/2/15
 STL: 1, 24x, last vs. Saint Peter's, 11/26/17
 MIN: 15, at Bucknell, 11/15/17

#2 LULA ROIG

PTS: 5, 2x, last at Villanova, 12/3/17
 FGM: 1, 4x, last at Villanova, 12/3/17
 FGA: 4, at Villanova, 12/3/17
 3FGM: --
 3FGA: --
 FTM: 3, 3x, last at Villanova, 12/3/17
 FTA: 8, vs. Saint Peter's, 11/26/17
 OFF REB: 3, vs. Saint Peter's, 11/26/17
 DEF REB: 23, at Villanova, 12/3/17
 TOTAL REB: 5, vs. Saint Peter's, 11/26/17
 AST: 4, at Niagara, 11/12/17
 BLK: --
 STL: 3, vs. Saint Peter's, 11/26/17
 MIN: 14, 2x, last at Villanova, 12/3/17

#3 NAILAH DELINOIS

PTS: --
 FGM: --
 FGA: --
 3FGM: --
 3FGA: --
 FTM: --
 FTA: --
 OFF REB: --
 DEF REB: --
 TOTAL REB: --
 AST: --
 BLK: --
 STL: --
 MIN: --

#4 KRISTALYN BAISDEN

PTS: 19, at Niagara, 11/12/17
 FGM: 7, at Niagara, 11/12/17
 FGA: 14, vs. James Madison, 12/28/16
 3FGM: 6, vs. Massachusetts, 1/7/17
 3FGA: 8, vs. Massachusetts, 1/7/17
 FTM: 6, vs. St. Bonaventure, 1/29/17
 FTA: 6, vs. St. Bonaventure, 1/29/17
 OFF REB: 1, 8x, last at James Madison, 11/19/17
 DEF REB: 3, at Richmond, 12/31/16
 TOTAL REB: 4, at Richmond, 12/31/16
 AST: 4, 2x, last at VCU, 2/15/17
 BLK: 1, 3x, last vs. George Mason, 2/21/17
 STL: 3, at Bucknell, 11/15/17
 MIN: 37, at Richmond, 12/31/16

#11 AVERY MARZ

PTS: 8, vs. Saint Peter's, 11/26/17
 FGM: 3, vs. Saint Peter's, 11/26/17
 FGA: 3, 2x, last vs. Saint Peter's, 11/26/17
 3FGM: 1, 2x, last vs. Saint Peter's, 11/26/17
 3FGA: 3, at Niagara, 11/12/17
 FTM: 1, vs. Saint Peter's, 11/26/17
 FTA: 1, vs. Saint Peter's, 11/26/17
 OFF REB: --
 DEF REB: 2, at Niagara, 11/12/17
 TOTAL REB: 2, at Niagara, 11/12/17
 AST: 1, 2x, last vs. Saint Peter's, 11/26/17
 BLK: --
 STL: 1, vs. Eastern Illinois, 11/25/17
 MIN: 12, at Niagara, 11/12/17

#12 ALYSSA MONAGHAN

PTS: 23, at Niagara, 11/12/17
 FGM: 8, at Niagara, 11/12/17
 FGA: 23, at Richmond, 12/31/16
 3FGM: 7, at Niagara, 11/12/17
 3FGA: 13, vs. St. Bonaventure, 1/29/17
 FTM: 4, vs. St. Bonaventure, 1/29/17
 FTA: 4, 4x, last vs. St. Bonaventure, 1/29/17
 OFF REB: 1, 17x, last at Bucknell, 11/15/17
 DEF REB: 7, 3x, last at James Madison, 11/19/17
 TOTAL REB: 8, at Bucknell, 11/15/17
 AST: 7, 2x, last at James Madison, 11/19/17
 BLK: 1, 2x, last vs. Saint Peter's, 11/26/17
 STL: 4, vs. Eastern Illinois, 11/25/17
 MIN: 40, at Central Michigan, 12/9/16

#13 MARY SHEEHAN

PTS: 4, at Niagara, 11/12/17
 FGM: 2, at Niagara, 11/12/17
 FGA: 5, 2x, last at Villanova, 12/3/17
 3FGM: --
 3FGA: 1, at Niagara, 11/12/17
 FTM: --
 FTA: --
 OFF REB: 3, at Niagara, 11/12/17
 DEF REB: 1, at Niagara, 11/12/17
 TOTAL REB: 4, at Niagara, 11/12/17
 AST: 1, at Niagara, 11/12/17
 BLK: 1, 2x, last at Villanova, 12/3/17
 STL: --
 MIN: 10, at Niagara, 11/12/17

#20 KATIE JEKOT

PTS: --
 FGM: --
 FGA: --
 3FGM: --
 3FGA: --
 FTM: --
 FTA: --
 OFF REB: --
 DEF REB: --
 TOTAL REB: --
 AST: --
 BLK: --
 STL: --
 MIN: --

#30 SARAH VEILLEUX

PTS: 25, at James Madison, 11/19/17
 FGM: 9, 2x, last vs. Eastern Illinois, 11/25/17
 FGA: 14, vs. Virginia, 3/17/17
 3FGM: 5, 2x, last at James Madison, 11/19/17
 3FGA: 9, vs. NJIT, 12/13/16
 FTM: 5, vs. Saint Peter's, 11/26/17
 FTA: 5, vs. Saint Peter's, 11/26/17
 OFF REB: 3, 3x, last vs. Virginia, 3/17/17
 DEF REB: 9, vs. La Salle, 3/3/17
 TOTAL REB: 11, at VCU, 2/15/17
 AST: 5, at Niagara, 11/12/17
 BLK: 3, at New Mexico, 11/26/16
 STL: 4, vs. Eastern Illinois, 11/25/17
 MIN: 40, at Central Michigan, 12/9/16

#31 JARYN GARNER

PTS: 11, vs. BYU, 11/25/16
 FGM: 4, vs. BYU, 11/25/16
 FGA: 9, vs. Bucknell, 11/13/16
 3FGM: 1, 2x, last at Penn, 11/22/16
 3FGA: 2, vs. Bucknell, 11/13/16
 FTM: 3, 3x, last vs. BYU, 11/25/16
 FTA: 6, vs. BYU, 11/25/16
 OFF REB: 4, vs. St. Bonaventure, 1/29/17
 DEF REB: 5, vs. George Mason, 2/21/17
 TOTAL REB: 7, vs. Rhode Island, 2/25/17
 AST: 6, vs. Rhode Island, 2/25/17
 BLK: 1, 5x, last at Temple, 11/29/17
 STL: 3, 2x, last vs. Duquesne, 3/4/17
 MIN: 35, vs. George Mason, 2/21/17

#32 CHELSEA WOODS

PTS: 24, at New Mexico, 11/26/16
 FGM: 9, 3x, last vs. Hofstra, 12/22/16
 FGA: 19, at Iona, 11/16/16
 3FGM: --
 3FGA: 2, vs. Bucknell, 11/13/16
 FTM: 9, 4x, last at James Madison, 11/19/17
 FTA: 12, at James Madison, 11/19/17
 OFF REB: 9, vs. Massachusetts, 1/10/15
 DEF REB: 9, 7x, last at Bucknell, 11/15/17
 TOTAL REB: 17, vs. Rhode Island, 3/3/16
 AST: 5, 4x, last vs. Eastern Illinois, 11/25/17
 BLK: 3, at Saint Louis, 2/5/17
 STL: 6, vs. Bucknell, 11/13/16
 MIN: 34, 2x, last vs. Eastern Illinois, 11/25/17

#33 ADASHIA FRANKLYN

PTS: 23, 2x, last vs. Rhode Island, 2/25/17
 FGM: 9, vs. James Madison, 12/28/16
 FGA: 17, at Richmond, 12/31/16
 3FGM: --
 3FGA: 1, at Rhode Island, 2/11/15
 FTM: 11, vs. Rhode Island, 2/25/17
 FTA: 13, vs. Rhode Island, 2/25/17
 OFF REB: 12, at Richmond, 12/31/16
 DEF REB: 13, at Richmond, 12/31/16
 TOTAL REB: 25, at Richmond, 12/31/16
 AST: 4, vs. James Madison, 12/28/16
 BLK: 4, 3x, last vs. Fordham, 1/18/17
 STL: 3, 2x, last at Iona, 11/16/16
 MIN: 42, at Dayton, 1/21/17

#34 AMANDA FIORAVANTI

PTS: 22, at Temple, 11/29/17
 FGM: 8, 3x, last at Saint Louis, 2/5/17
 FGA: 17, at Bucknell, 11/15/17
 3FGM: --
 3FGA: --
 FTM: 8, at Temple, 11/29/17
 FTA: 11, at Temple, 11/29/17
 OFF REB: 6, 2x, last vs. Duquesne, 3/4/17
 DEF REB: 10, vs. Penn, 12/8/15
 TOTAL REB: 11, vs. Penn, 12/8/15
 AST: 6, vs. Massachusetts, 1/7/17
 BLK: 5, vs. George Mason, 2/21/17
 STL: 5, at Rhode Island, 1/25/17
 MIN: 38, at Temple, 11/29/17

#35 MICHALA CLAY

PTS: 8, vs. NJIT, 12/13/16
 FGM: 2, 4x, last vs. Rhode Island, 2/25/17
 FGA: 6, vs. Temple, 11/11/16
 3FGM: --
 3FGA: --
 FTM: 4, vs. NJIT, 12/13/16
 FTA: 4, vs. NJIT, 12/13/16
 OFF REB: 2, at Lehigh, 12/2/15
 DEF REB: 4, vs. Seton Hall, 11/21/15
 TOTAL REB: 4, 2x, last at Lehigh, 12/2/15
 AST: 2, 2x, last vs. Massachusetts, 1/7/17
 BLK: 1, vs. Davidson, 2/18/17
 STL: 2, at Richmond, 12/31/16
 MIN: 15, vs. Temple, 11/11/16

#40 CANDACE BELVEDERE

PTS: 2, 3x, last vs. Saint Peter's 11/26/17
 FGM: 1, 3x, last vs. Saint Peter's 11/26/17
 FGA: 3, at Niagara, 11/12/17
 3FGM: --
 3FGA: --
 FTM: --
 FTA: --
 OFF REB: 1, at George Washington, 1/7/15
 DEF REB: 1, 5x, last vs. Eastern Illinois, 11/25/17
 TOTAL REB: 2, at George Washington, 1/7/15
 AST: 1, 2x, last 1, vs. Eastern Illinois, 11/25/17
 BLK: --
 STL: 1, at Davidson, 1/31/15
 MIN: 8, at George Washington, 1/7/15

GAME-BY-GAME RESULTS

DATE	OPPONENT	SCORE	W/L	ATT	HIGH POINTS	HIGH REBOUNDS	HIGH ASSISTS	HIGH STEALS
Nov. 12	at Niagara	93-69	W	463	Monaghan.....23	Franklyn9	Monaghan/5 Veilleux	Veilleux/1 Woods
Nov. 15	at Bucknell	77-53	W	704	Woods.....21	Woods9	Monaghan6	Baisden3
Nov. 19	at James Madison	73-66	W	1,850	Veilleux25	Monaghan7	Monaghan7	Woods2
Nov. 25	^ Eastern Illinois	80-62	W	877	Veilleux22	Woods11	Woods5	Monaghan/4 Veilleux
Nov. 26	^ Saint Peter's	87-58	W	732				
Nov. 29	at Temple	66-69	L	1,028	Fioravanti.....22	Woods11	Fioravanti/3 Veilleux	Baisden2
Dec. 3	# at #25/24 Villanova	44-79	L	1,519	Franklyn10	Woods6	Roig3	Veilleux1
Dec. 5	at Towson							
Dec. 11	# Penn							
Dec. 17	Drexel							
Dec. 20	% vs. Princeton							
Dec. 21	% at Florida							
Dec. 31	* VCU							
Jan. 3	* at St. Bonaventure							
Jan. 7	* Dayton							
Jan. 10	* Richmond							
Jan. 13	* at Massachusetts							
Jan. 21	* at Saint Louis							
Jan. 24	* Duquesne							
Jan. 28	*# at La Salle							
Jan. 31	* at VCU							
Feb. 4	* George Mason							
Feb. 7	* Rhode Island							
Feb. 10	* at Duquesne							
Feb. 14	* at Davidson							
Feb. 17	* La Salle							
Feb. 20	* George Washington							
Feb. 24	* at Fordham							

- Big 5 Game; * - Atlantic 10 Game; ^ - Hawk Classic; % - Gator Classic

GAMES AS HIGH SCORER: Monaghan - 2, Veilleux - 2, Fioravanti - 1, Franklyn - 1, Woods - 1**GAMES AS HIGH REBOUNDER:** Woods - 5, Monaghan - 1, Fioravanti - 1, Franklyn - 1,**GAMES SCORING DOUBLE FIGURES:** Franklyn - 6, Veilleux - 6, Woods - 4, Fioravanti - 3, Monaghan - 3, Baisden - 1**GAMES REBOUNTING DOUBLE FIGURES:** Woods - 2, Franklyn - 1**GAMES SCORING 20 OR MORE POINTS:** Woods - 3, Veilleux - 2, Fioravanti - 1, Monaghan - 1,**GAMES POSTING A DOUBLE-DOUBLE:** Franklyn - 1, Woods - 1

HAWKS BY THE NUMBERS

SJU's Record in Games....

Decided by 5 points or less	0-1
Decided by 6-10 points	1-0
Decided by 11 points or more	4-1
Played during the day	4-1
Played at night	1-0
Televised	0-0
Home	2-0
Away	3-2
Neutral	0-0
In Overtime	0-0
In November	5-1
In December	0-1
In white uniforms	2-0
In crimson uniforms	3-2
When winning the opening tip-off	5-0

SJU's Record When Scoring....

Less than 60 points	0-1
60-69 points	0-1
70-79 points	2-0
80-89 points	2-0
90-99 points	1-0

SJU's Record When Allowing....

Less than 60 points	2-0
60-69 points	3-1
70-79 points	0-1
80-89 points	0-0
90-100 points	0-0

SJU's Record When....

Leading at the half	5-0
Trailing at the half	0-1
Tied at the half	0-1

SJU's Record When Shooting...

40% or better	5-0
Less than 40%	0-1
Less than 30%	0-1
Better than opponent	5-1
Worse than opponent	0-1

SJU's Record When...

Outrebounding opponent	4-0
Outrebounded by opponent	1-2
Equal rebounds as opponent	0-0
Committing fewer TOs than opponent	2-1
Committing more TOs than opponent	3-1
Equal TOs as opponent	0-0
Committing 14 or fewer TOs	3-2
Committing 15 or more TOs	2-0
Three players score double figures	1-1
Four players score double figures	1-0
Five players score double figures	2-0

MISCELLANEOUS STATS

Largest winning margin:	29, vs. Saint Peter's
Largest lead in a game:	32, at Niagara
Largest margin of defeat:	35, at Villanova
Largest deficit in a game:	37, at Villanova
Largest deficit overcome to win:	4, at James Madison

Team Superlatives

CATEGORY	SAINT JOSEPH'S HIGH	SAINT JOSEPH'S LOW	OPPONENT'S HIGH	OPPONENTS' LOW
Total Points	93, at Niagara, 11/12/17	44, at Villanova, 12/3/17	79, by Villanova, 12/3/17	53, by Bucknell, 11/15/17
1st Quarter Points	24, vs. Saint Peter's, 11/26/17	6, at Villanova, 12/3/17	20, by Villanova, 12/3/17	9, by Temple, 11/29/17
2nd Quarter Points	30, at Niagara, 11/12/17	8, at Villanova, 12/3/17	21, by Temple, 11/29/17	14, by Saint Peter's, 11/26/17
3rd Quarter Points	24, at Niagara, 11/12/17	12, vs. Eastern Illinois, 11/25/17	22, by Villanova, 12/3/17	9, by Bucknell, 11/15/17
4th Quarter Points	28, at Bucknell, 11/15/17	13, at Villanova, 12/3/17	22, by Niagara, 11/12/17	14, by Bucknell, 11/15/17
Field Goals	35, at Niagara, 11/12/17	16, at Villanova, 12/3/17	31, by Villanova, 12/3/17	19, 2x, last by Bucknell, 11/15/17
Field Goal Att.	66, vs. Saint Peter's, 11/26/17	53, at James Madison, 11/19/17	68, by James Madison, 11/19/17	54, by Niagara, 11/12/17
Field Goal Pct.	.614, at Niagara, 11/12/17	.296, at Villanova, 12/3/17	.554, by Villanova, 12/3/17	.306, by Bucknell, 11/15/17
3 Point FG	15, at Niagara, 11/12/17	0, at Villanova, 12/3/17	8, 2x, last by Saint Peter's, 11/26/17	2, 2x, last by Temple, 11/29/17
3 Point Att.	20, at Niagara, 11/12/17	5, at Villanova, 12/3/17	19, 3x, last by Villanova, 12/3/17	11, by James Madison, 11/19/17
3 Point Pct.	.750, at Niagara, 11/12/17	.000, at Villanova, 12/3/17	.533, by Eastern Illinois, 11/25/17	.182, by James Madison, 11/19/17
Free Throws	19, at Temple, 11/29/17	8, at Niagara, 11/12/17	28, by Niagara, 11/12/17	8, 2x, last by Saint Peter's, 11/25/17
Free Throw Att.	31, at Temple, 11/29/17	15, at Villanova, 12/3/17	33, by Niagara, 11/12/17	10, by Eastern Illinois, 11/25/17
Free Throw Pct.	.800, at Villanova, 12/3/17	.471, at Niagara, 11/12/17	.909, by Villanova, 12/3/17	.737, by James Madison, 11/19/17
Offensive Rebs.	17, 2x, last vs. Saint Peter's, 11/26/17	9, 2x, last at James Madison, 11/19/17	19, 2x, last by Temple, 11/29/17	9, by Niagara, 11/12/17
Defensive Rebs.	33, at Bucknell, 11/15/17	15, at Villanova, 12/3/17	31, by Temple, 11/29/17	14, by Niagara, 11/12/17
Total Rebs.	46, vs. Saint Peter's, 11/26/17	29, at Villanova, 12/3/17	50, by Temple, 11/29/17	23, by Niagara, 11/12/17
Personal Fouls	28, at Niagara, 11/12/17	11, vs. Saint Peter's, 11/26/17	23, by Temple, 11/29/17	13, by Bucknell, 11/15/17
Assists	26, at Niagara, 11/12/17	9, at Temple, 11/29/17	18, by Villanova, 12/3/17	6, 2x, last by James Madison, 11/19/17
Turnovers	19, vs. Eastern Illinois, 11/25/17	11, at Bucknell, 11/15/17	18, 2x, last by Saint Peter's, 11/25/17	9, by Niagara, 11/12/17
Blocked Shots	4, 4x, last at Villanova, 12/3/17	2, at James Madison, 11/19/17	6, by Villanova, 12/3/17	1, 3x, last by Eastern Illinois, 11/26/17
Steals	13, vs. Eastern Illinois, 11/25/17	1, at Villanova, 12/3/17	11, by Saint Peter's, 11/25/17	1, by Bucknell, 11/15/17

Individual Superlatives

CATEGORY	SAINT JOSEPH'S MOST	OPPONENT'S MOST
Points	25, by Sarah Veilleux at James Madison, 11/19/17	27, by Kelly Jekot of Villanova, 12/3/17
Field Goals	9, 2x, last by Sarah Veilleux vs. Eastern Illinois, 11/25/17	11, by Kelly Jekot of Villanova, 12/3/17
Field Goal Att.	17, by Amanda Fioravanti at Bucknell, 11/15/17	21, by Kamiah Smalls of James Madison, 11/19/17
Field Goal Pct. *	1.000 (8-of-8), by Alyssa Monaghan at Niagara, 11/12/17	.833 (5-of-6), by Alyssa Velles of Saint Peter's, 11/26/17
3 Point FG	7, by Alyssa Monaghan at Niagara, 11/12/17	4, by Kate Walker of Bucknell, 11/15/17
3 Point Att.	7, by Alyssa Monaghan at Niagara, 11/12/17	7, by Jannah Tucker of Villanova, 12/3/17
3 Point Pct. #	1.000 (7-of-7), by Alyssa Monaghan at Niagara, 11/12/17	1.000 (3-of-3), by Alyssa Velles of Saint Peter's, 11/26/17
Free Throws	9, by Chelsea Woods at James Madison, 11/19/17	8, by Tanaya Atkinson of Temple, 11/29/17
Free Throw Att.	12, by Chelsea Woods at James Madison, 11/19/17	12, by Tanaya Atkinson of Temple, 11/29/17
Free Throw Pct. *	1.000 (5-of-5), by Sarah Veilleux vs. Saint Peter's, 11/26/17	1.000 (6-of-6), by Jai Moore of Niagara, 11/12/17
Offensive Rebs.	6, by Adashia Franklyn vs. Eastern Illinois, 11/25/17	8, by Mia Davis of Temple, 11/29/17
Defensive Rebs.	10, by Adashia Franklyn at Niagara, 11/12/17	11, by Tanaya Atkinson of Temple, 11/29/17
Total Rebs.	15, by Adashia Franklyn at Niagara, 11/12/17	13, by Tanaya Atkinson and Mia Davis of Temple, 11/29/17
Assists	7, by Alyssa Monaghagn at James Madison, 11/19/17	6, by Kelly Jekot of Villanova, 12/3/17
Turnovers	5, by Amanda Fioravanti at James Madison, 11/19/17	6, 2x, last by Jennifer Nehls of Eastern Illinois, 11/25/17
Blocked Shots	2, 4x, last by Adashia Franklyn at Villanova, 12/3/17	2, by Kelly Jekot of Villanova, 12/3/17
Steals	4, by Alyssa Monaghan, Sarah Veilleux vs. Eastern Illinois, 11/25/17	2, 9x, last by Megan Quinn of Villanova, 12/3/17
Minutes	38, by Fioravanti, Monaghan at Temple, 11/29/17	38, by Emani Mayo of Temple, 11/29/17

* - Minimum of five attempts; # - Minimum of three attempts

OVERALL STATISTICS

RECORD:	OVERALL	HOME	AWAY	NEUTRAL
ALL GAMES	5-2	2-0	3-2	0-0
CONFERENCE	0-0	0-0	0-0	0-0
NON-CONFERENCE	5-2	2-0	3-2	0-0

#	Player	gp-gs	min	avg	Total		3-Point		F-Throw		Rebounds								a	to	blk	stl	pts	avg
					fg-fga	fg%	3fg-fga	3fg%	ft-fa	ft%	off	def	tot	avg	pf	dq								
30	VEILLEUX, Sarah	7-7	220	31.4	41-61	.672	12-21	.571	11-12	.917	5	23	28	4.0	15	0	18	6	3	9	105	15.0		
32	WOODS, Chelsea	7-6	188	26.9	32-76	.421	0-0	.000	32-38	.842	16	37	53	7.6	19	1	15	13	0	7	96	13.7		
33	FRANKLYN, Adashia	7-7	191	27.3	34-66	.515	0-0	.000	13-29	.448	28	22	50	7.1	16	0	8	15	4	1	81	11.6		
34	FIORAVANTI, Amanda	7-7	177	25.3	29-68	.426	0-0	.000	17-30	.567	11	28	39	5.6	21	1	19	21	8	1	75	10.7		
12	MONAGHAN, Alyssa	7-7	224	32.0	27-56	.482	15-34	.441	5-7	.714	1	28	29	4.1	9	0	28	12	1	10	74	10.6		
04	BAISDEN, Kristalyn	6-1	121	20.2	9-20	.450	6-15	.400	3-6	.500	1	4	5	0.8	11	0	6	6	0	6	27	4.5		
02	ROIG, Lula	7-0	67	9.6	5-13	.385	0-0	.000	10-23	.435	3	7	10	1.4	8	0	10	9	0	5	20	2.9		
11	MARZ, Avery	5-0	35	7.0	4-7	.571	2-4	.500	1-1	1.000	0	5	5	1.0	2	0	2	4	0	1	11	2.2		
01	FISHER, Whisper	7-0	48	6.9	5-10	.500	0-0	.000	0-0	.000	5	4	9	1.3	6	0	4	3	3	3	10	1.4		
35	CLAY, Michala	5-0	32	6.4	3-8	.375	0-0	.000	1-2	.500	2	1	3	0.6	6	0	1	5	0	2	7	1.4		
40	BELVEDERE, Candac	5-0	17	3.4	3-5	.600	0-0	.000	0-0	.000	0	1	1	0.2	2	0	2	0	0	0	6	1.2		
13	SHEEHAN, Mary	5-0	28	5.6	3-14	.214	0-1	.000	0-0	.000	5	2	7	1.4	4	0	1	0	2	0	6	1.2		
31	GARNER, Jaryn	4-0	52	13.0	1-10	.100	0-0	.000	0-0	.000	1	6	7	1.8	5	0	1	1	2	0	2	0.5		
Team											11	14	25					3						
Total.....		7	1400		196-414	.473	35-75	.467	93-148	.628	89	182	271	38.7	124	2	115	98	23	45	520	74.3		
Opponents.....		7	1400		162-425	.381	35-107	.327	97-124	.782	85	148	233	33.3	130	0	71	99	16	43	456	65.1		


TEAM STATISTICS	SJU	OPP	Date	Opponent	Score	Att.
SCORING	520	456	11/12/17	at Niagara	w 93-69	463
Points per game	74.3	65.1	11/15/17	at Bucknell	w 77-53	704
Scoring margin	+9.1	-	11/17/17	at JMU	w 73-66	1850
FIELD GOALS-ATT	196-414	162-425	11/25/17	EASTERN ILLINOIS	w 80-62	877
Field goal pct	.473	.381	11/26/17	SAINT PETER'S	w 87-58	732
3 POINT FG-ATT	35-75	35-107	11/29/17	at Temple	L 66-69	1028
3-point FG pct	.467	.327	12/3/17	at Villanova	L 44-79	1519
3-pt FG made per game	5.0	5.0	* - Conference game			
FREE THROWS-ATT	93-148	97-124				
Free throw pct	.628	.782				
F-Throws made per game	13.3	13.9				
REBOUNDS	271	233				
Rebounds per game	38.7	33.3				
Rebounding margin	+5.4	-				
ASSISTS	115	71				
Assists per game	16.4	10.1				
TURNOVERS	98	99				
Turnovers per game	14.0	14.1				
Turnover margin	+0.1	-				
Assist/turnover ratio	1.2	0.7				
STEALS	45	43				
Steals per game	6.4	6.1				
BLOCKS	23	16				
Blocks per game	3.3	2.3				
ATTENDANCE	1609	5564				
Home games-Avg/Game	2-804	5-1113				
Neutral site-Avg/Game	-	0-0				

Score by Periods	1st	2nd	3rd	4th	Totals
Saint Joseph's	120	143	118	139	520
Opponents	100	126	111	119	456


TELEVISION AND RADIO ROSTER



#1 - Whisper Fisher
R-So. • Forward • 6-2




#2 - Lula Roig
Fr. • Guard • 5-9



#3 - Nailah Delinois
R-Fr. • Guard • 5-9



#4 - Kristalyn Baisden
Jr. • Guard • 5-10




#11 - Avery Marz
Jr. • Guard • 5-7



#12 - Alyssa Monaghan
Jr. • Guard • 5-5



#13 - Mary Sheehan
Fr. • Guard • 5-1



#20 - Katie Jekot
Fr. • Guard • 5-9



#30 - Sarah Veilleux
Jr. • Guard/Forward • 6-0



#31 - Jaryn Garner
Grad. • Guard • 5-7



#32 - Chelsea Woods
Sr. • Guard/Forward • 6-0




#33 - Adashia Franklyn
Sr. • Forward • 6-1



#34 - Amanda Fioravanti
Grad. • Forward • 6-1



#35 - Michala Clay
Jr. • Forward • 6-0



#40 - Candace Belvedere
Sr. • Forward • 6-2



Cindy Griffin
Head Coach



Susan Moran
Associate Head Coach



Stephanie McCaffrey
Assistant Coach



John Hampton
Assistant Coach