

# GAME NOTES

## 2016-17 SAINT JOSEPH'S WOMEN'S BASKETBALL

### 2016-17 SCHEDULE/RESULTS

Overall: 7-11; Atlantic 10: 4-2; Big 1-2

#### NOVEMBER

<b>Fri. 11</b>	<b>TEMPLE</b>	<b>L, 70-86</b>
<b>Sun. 13</b>	<b>BUCKNELL</b>	<b>L, 61-64</b>
Wed. 16	at Iona	L, 57-58
Tue. 22	at Penn	W, 57-53
Fri. 25	vs. BYU ^	L, 56-71
Sat. 26	at New Mexico	W, 79-67

#### DECEMBER

<b>Sat. 3</b>	<b>VILLANOVA</b>	<b>L, 54-62</b>
Fri. 9	at Central Michigan	L, 71-73 OT
<b>Tue. 13</b>	<b>NJIT</b>	<b>W, 75-36</b>
Sun. 18	at Drexel	L, 49-60
<b>Thur. 22</b>	<b>HOFSTRA</b>	<b>L, 64-75</b>
<b>Wed. 28</b>	<b>JAMES MADISON</b>	<b>L, 72-85</b>
Sat. 31	at Richmond	L, 52-70

#### JANUARY

Wed. 4	at George Washington	L, 44-53
<b>Sat. 7</b>	<b>MASSACHUSETTS</b>	<b>W, 81-50</b>
<b>Wed. 11</b>	<b>VCU</b>	<b>W, 64-58</b>
Sat. 14	at La Salle	W, 75-55
<b>Wed. 18</b>	<b>FORDHAM</b>	<b>W, 47-44</b>
Sat. 21	at Dayton	L, 59-64 OT
Wed. 25	at Rhode Island	11:00 a.m.
<b>Sun. 29</b>	<b>ST. BONAVENTURE</b>	<b>3:00 p.m.</b>

#### FEBRUARY

<b>Wed. 1</b>	<b>DUQUESNE</b>	<b>7:00 p.m.</b>
Sun. 5	at Saint Louis	4:00 p.m.
Thur. 9	at Fordham	7:00 p.m.
<b>Sun. 12</b>	<b>LA SALLE</b>	<b>2:00 p.m.</b>
Wed. 15	at VCU	6:00 p.m.
<b>Sat. 18</b>	<b>DAVIDSON</b>	<b>2:00 p.m.</b>
<b>Tue. 21</b>	<b>GEORGE MASON</b>	<b>7:00 p.m.</b>
Sat. 25 or	A-10 Championship - 1st Round	TBD
Sun. 26	(Campus Sites)	

#### MARCH

Fr.-Sn. 3-5 Atlantic 10 Championship +

Home games in **BOLD CAPS** at Hagan Arena

^ - UNM Thanksgiving Tournament (Albuquerque, N.M.)

+ - Richmond Coliseum (Richmond, Va.)

Contact: Jack Jumper • Cell Phone: 610-660-3389 • Email: jjumper@sju.edu

### SAINT JOSEPH'S UNIVERSITY HAWKS (7-12, 4-3 A-10)

at

### UNIVERSITY OF RHODE ISLAND RAMS (4-15, 0-7 A-10)

Game #20 • January 21, 2017 • 3:00 P.M.

Ryan Center • Kingston, R.I.

#### GAME DAY AT A GLANCE

<b>Arena</b>	Ryan Center (7,657)
<b>Stream</b>	Atlantic 10 Network
<b>Series Records</b>	Saint Joseph's leads 52-8
<b>Next Game</b>	Sunday, January 29 vs. St. Bonaventure, 3 p.m.

#### GAME STORIES . . .

- Saint Joseph's caps a two-game road swing this Wednesday at Rhode Island.
- Wednesday's game is set for an 11 a.m. tip as part of the Rams' annual kids day event for area school children.
- The Hawks are looking to bounce back after having their four-game win streak snapped in vovertime at Dayton on Saturday, 64-59.
- The Hawks' four-game win streak was their longest since 2014-15 when they won five straight (2/18/15 - 3/5/15).
- Saint Joseph's finished with four players in double figures versus the Flyers, with juniors **Adashia Franklyn** and **Chelsea Woods** each tallying a team-best 14 points.
- Sophomore **Sarah Veilleux** chipped in with 11 points and enters Wednesday as the Atlantic 10 leader in three-point percentage at 42.4 percent (25-of-59).
- Wednesday marks the 61st meeting between Saint Joseph's and Rhode Island.
- The Hawks hold a 52-8 edge in the all-time series, but have lost two of the last three meetings to the Rams.
- Rhode Island won the previous meeting, 81-76, at the 2016 Atlantic 10 Championship to end the Hawks' 2015-16 season (boxscore on page two).
- The 52 victories over Rhode Island are the most by Saint Joseph's versus any opponent.

#### HAWKS AT A GLANCE

##### PROBABLE STARTERS

No.	Pos.	Player	Yr.	Ht.	PPG	RPG	APG	MPG	Notes
2	G	Mackenzie Rule	Sr.	5-6	2.2	1.9	2.4	23.1	Added 3 assists at Dayton
4	G	Kristalyn Baisden	So.	5-10	4.9	1.0	0.8	23.4	Netted 5 points versus Dayton
12	G	Alyssa Monaghan	So.	5-5	11.2	2.5	2.0	33.7	Scored 11 points and had 3 assists at Dayton
33	F	Adashia Franklyn	Jr.	6-1	12.0	8.0	0.9	30.2	Tied for team-high with 14 points at Dayton
34	F	Amanda Fioravanti	Sr.	6-1	7.3	4.5	1.8	20.2	Finished with 4 points and 3 boards at Dayton

##### THE BENCH

1	G/F	Katie Armstrong	Fr.	6-2	2.1	0.9	0.4	9.3	Scored 5 points versus Massachusetts
3	G	Nailah Delinois	Fr.	5-9	15.5	---	---	---	Led Northeast to the 2015 Class 6A State title game
11	G	Avery Marz	R-So.	5-7	--	--	--	--	Sat out 2015-16 due to medical reasons
20	G	Jazmin Horne	Sr.	5-7	0.3	0.2	0.3	7.8	Added an assist versus Massachusetts
23	F	Whisper Fisher ^	So.	6-2	0.5	0.8	0.1	4.1	Comes to SJU after spending 2015-16 at Loyola Chicago
30	G/F	Sarah Veilleux	So.	6-0	10.0	4.7	1.8	27.3	Scored 11 points versus Dayton
31	G	Jaryn Garner	Sr.	5-7	3.7	1.9	1.8	18.2	Handed out 3 assists versus Dayton
32	G/F	Chelsea Woods	Jr.	6-0	13.7	7.3	2.8	25.6	Posted 14 points and 11 rebounds against Dayton
35	F	Michala Clay	So.	6-0	1.9	1.5	0.6	8.5	Added 5 points and 4 boards against Massachusetts
40	F	Candace Belvedere	Jr.	6-2	0.0	1.0	0.0	2.5	Grabbed a rebound versus NJIT

^ - Sitting out 2016-17 per NCAA transfer rules



# 2016-17 SAINT JOSEPH'S BASKETBALL NOTES - PAGE 2

## SAINT JOSEPH'S' ROSTER

No.	Name	Yr.	Pos.	Ht.	Hometown	High School/Last School
1	Katie Armstrong	Fr.	G/F	6-2	Collegeville, Pa.	Perkiomen Valley
2	Mackenzie Rule	Sr.	G	5-6	West Chester, Pa.	Cardinal O'Hara
3	Nailah Delinois	Fr.	G	5-9	Sunrise, Fla.	Northeast
4	Kristalyn Baisden	So.	G	5-10	East Hartford, Conn.	Berkshire School (Mass.)
11	Avery Marz	R-So.	G	5-7	Sinking Spring, Pa.	Wilson West Lawn
12	Alyssa Monaghan	So.	G	5-5	Drexel Hill, Pa.	Bonner-Prendergast
20	Jazmin Horne	Sr.	G	5-7	Seattle, Wash.	Franklin/Eastern Arizona College
23	Whisper Fisher	So.	F	6-2	Owings Mills, Md.	Owings Mills/Loyola Chicago
30	Sarah Veilleux	So.	G/F	6-0	Hebron, Conn.	RHAM
31	Jaryn Garner	Sr.	G	5-7	Sewell, N.J.	Germantown Academy (Pa.)/Virginia
32	Chelsea Woods	Jr.	G/F	6-0	Philadelphia, Pa.	Freire Charter
33	Adashia Franklyn	Jr.	F	6-1	West Chester, Pa.	West Chester Bayard Rustin
34	Amanda Fioravanti	Sr.	F	6-1	Frederick, Md.	Our Lady of Good Counsel/Virginia
35	Michala Clay	So.	F	6-0	Baltimore, Md.	Roland Park Country School
40	Candace Belvedere	Jr.	F	6-2	Merrick, N.Y.	Kellenberg Memorial

**Head Coach:** Cindy Griffin (Saint Joseph's '91, '93) - 16th year  
**Associate Head Coach:** Susan Moran (Saint Joseph's '02) - 14th year  
**Assistant Coaches:** Stephanie McCaffrey (Saint Joseph's '04) - 10th year,  
 John Hampton (Mansfield '08) - 2nd Season  
**Director of Basketball Operations:** Katie Kuester (Saint Joseph's '12) - 2nd Season  
**Graduate Assistant:** Christina Foggie (Vanderbilt '14) - 2nd Season

## PRONUNCIATION GUIDE

Kristalyn BAISDEN . . . . .BAYS-den  
 Candace BELVEDERE .BELL-vuh-deer  
 NAILAH DELINOIS . . . . .  
 . . . . .NY-luh del-in-WAHH  
 Amanda FIORAVANTI . . . . .  
 . . . . .fee-OR-uh-vahn-tee  
 ADASHIA Franklyn . . . . .uh-DAY-zhuh  
 JARYN Garner . . . . .JER-in  
 Jasmin HORNE . . . . .horn  
 Alyssa MONAGHAN . . . . .mon-UH-han  
 Sarah VEILLEUX . . . . .vuh-LOU



## SERIES HISTORY

### Saint Joseph's vs. Rhode Island

**All-Time Series:** SJU leads 52-8  
**Last Meeting:** 3/3/16, URI, 81-76  
**Last SJU Win:** 2/20/16, 74-63  
**Last URI Win:** 3/3/16, 81-76  
**Current SJU Streak:** L-1



## STATISTICAL COMPARISON

	Saint Joseph's	Rhode Island
Overall Record	7-12	4-15
Conference Record	4-3	0-7
Home Record	4-5	2-6
Away Record	3-6	2-8
Neutral Record	0-1	0-1
Strength of Schedule	34	178
RPI	137	284
Points Per Game	62.5	58.5
Opponent Points Per Game	62.3	69.6
Scoring Differential	+0.2	-11.1
Field Goal Percentage	.397	.372
Opponent Field Goal Percentage	.390	.402
3-Pt. Field Goals Made Per Game	5.1	6.5
3-Pt. Field Goal Percentage	.357	.281
Opponent 3-Pt. Field Goal Percentage	.311	.316
Free Throws Made Per Game	11.5	7.7
Free Throw Percentage	.718	.543
Rebounds Per Game	34.9	37.8
Opponent Rebounds Per Game	37.4	42.3
Rebounding Differential	-2.5	-4.5
Assists Per Game	14.2	11.7
Turnovers Per Game	13.6	18.6
Opponent Turnovers Per Game	13.6	16.3
Turnover Margin	0.0	-2.3
Assist/Turnover Ratio	1.0	0.6
Steals Per Game	6.7	8.4
Blocks Per Game	3.3	5.9

## PREVIOUS 10 GAMES VS. RHODE ISLAND

Date	Score	Site	Date	Score	Site
3/3/16	L, 76-81	Neutral *	2/17/10	W, 56-42	Home
2/20/16	W, 74-63	Home	1/31/09	W, 69-61	Away
2/11/15	L, 61-63 OT	Away	2/1/08	W, 72-60	Home
1/8/14	W, 72-35	Home			* - A-10 Tournament
2/2/13	W, 78-51	Away			
2/15/12	W, 64-53	Home			
2/5/11	W, 59-55	Away			

*Full results on page 89 of the SJU Media Guide*

## LAST MEETING BOXSCORE

January 24, 2016 • Hagan Arena  
 Dayton - 71, Saint Joseph's - 61

### Rhode Island 81 12-17

#	Player	Total			Rebounds			PF	TP	A	TO	Blk	Stl	Min
		FG-FGA	3-Ptr	FT-FTA	Off	Def	Tot							
01	MELLENDEZ, Tayra	5-7	4-4	1-4	3	4	7	5	15	2	0	0	3	31
03	WILSON, Charise	7-18	3-10	7-15	2	2	4	2	24	8	5	0	0	32
13	BANKER, Kallie	1-5	1-5	0-0	0	4	4	1	3	0	0	0	0	30
20	WARD, Dominique	3-12	1-6	5-6	2	5	7	1	12	1	1	0	1	36
34	TABAKMAN, Samantha	7-11	0-1	0-2	3	7	10	3	14	0	0	1	0	31
12	JOHNSON, Morgan	1-1	1-1	0-0	0	0	0	2	3	0	0	0	0	6
21	BULLARD, Symone	4-8	0-0	0-0	0	0	0	3	8	2	1	0	0	17
23	THOMAS, Brianna	1-1	0-0	0-0	0	1	1	2	2	1	1	0	0	14
43	MOTRECHUK, Dina	0-0	0-0	0-0	0	0	0	1	0	0	0	0	0	3
	Team				3	3	6							
	Totals	29-63	10-27	13-27	13	26	39	20	81	14	8	1	4	200
	FG % 1st Half:	15-33	45.5%	2nd half:	14-30	46.7%	Game:	29-63	46.0%					Deadball
	3FG % 1st Half:	5-12	41.7%	2nd half:	5-15	33.3%	Game:	10-27	37.0%					Rebounds
	FT % 1st Half:	3-4	75.0%	2nd half:	10-23	43.5%	Game:	13-27	48.1%					8

### Saint Joseph's 76 14-15

#	Player	Total			Rebounds			PF	TP	A	TO	Blk	Stl	Min
		FG-FGA	3-Ptr	FT-FTA	Off	Def	Tot							
03	ANDREWS, Ciara	9-17	0-1	2-3	0	4	4	4	20	4	0	0	1	37
12	MONAGHAN, Alyssa	2-7	2-7	0-0	0	2	2	1	6	7	2	0	0	34
15	FITZPATRICK, Kathlee	0-7	0-5	0-0	1	1	2	1	0	0	2	0	0	26
32	WOODS, Chelsea	5-11	0-0	6-7	8	9	17	4	16	1	2	0	1	24
41	FAIRBANKS, Sarah	5-15	0-0	4-5	4	7	11	4	14	2	3	3	1	37
30	VEILLEUX, Sarah	2-3	1-2	0-0	0	2	2	4	5	1	0	0	0	24
33	FRANKLYN, Adashia	1-2	0-0	1-1	0	0	0	1	3	0	0	0	0	3
34	FIORAVANTI, Amanda	5-7	0-0	2-2	1	1	2	2	12	1	2	0	0	15
	Team				0	1	1							
	Totals	29-69	3-15	15-18	14	27	41	21	76	16	11	3	3	200
	FG % 1st Half:	13-33	39.4%	2nd half:	16-36	44.4%	Game:	29-69	42.0%					Deadball
	3FG % 1st Half:	2-7	28.6%	2nd half:	1-8	12.5%	Game:	3-15	20.0%					Rebounds
	FT % 1st Half:	6-8	75.0%	2nd half:	9-10	90.0%	Game:	15-18	83.3%					3

Officials: Scott Osborne, Zach Klein, Geraldaine Smith  
 Technical fouls: Rhode Island-BULLARD, Symone. Saint Joseph's-None.  
 Attendance:

Score by periods	1st	2nd	3rd	4th	Total
Rhode Island	13	25	25	18	81
Saint Joseph's	16	18	16	26	76

	In	Off	2nd	Fast	Bench
	Paint	T/O	Chance	Break	
Rhode Island	32	13	11	2	13
URI	38	10	17	16	20
SJU					

Last FG - URI 4th-02:15, SJU 4th-00:22.  
 Largest lead - URI by 15 4th-08:55, SJU by 9 1st-07:16.  
 URI led for 26:38. SJU led for 09:47. Game was tied for 03:28.

Score tied - 4 times.  
 Lead changed - 7 times.



## FRANKLYN SETS SINGLE-GAME REBOUNDING RECORD

Saint Joseph's junior forward **Adashia Franklyn** set a new single-game rebounding record for the Hawks at Richmond as she tallied 25 boards. She passed the previous mark of 21 rebounds set by Chatilla van Grinsven, Dale Hodges and Trish Brown and set a new Big 5 record for rebounds in a game. Franklyn, who was named Big 5 Player of the Week for her effort, currently has the second most rebounds in all Division I this year.

## FROM DEEP STRUGGLES TO A-10 LEADERS

Saint Joseph's is coming off one of its down years from behind the arc as it finished the season just 116-of-374 for 31 percent. The percentage was the lowest for a Hawk team since 2004-05 when they shot just 29.6 percent from the perimeter. This year, SJU has bounced back and is hitting 35.7 percent (96-of-269) to lead the Atlantic 10.

## WOODS' DOUBLE VISION

Junior guard/forward **Chelsea Woods** has been the Hawks' most consistent player on the offensive end as she has scored in double figures in the first eight straight games. Her run, which was snapped against NJIT, was the longest SJU run since Michelle Baker's nine game run of double digits to start the 2010-11 season. Woods bounced back versus Drexel the next game with 14 points and currently has notched double digits in 15 contests this year.

## HAWKS AMONG TOP HELPERS IN A-10

Averaging 14.2 assists per game, Saint Joseph's has proven to be one of the most unselfish teams in the Atlantic 10 this season. The Hawks currently ranks fourth in the conference in assists, with three players (**Alyssa Monaghan**, **Mackenzie Rule** and **Chelsea Woods**) averaging 2.0 assists per game or better.

## HAWK HILL ADVANTAGE

Saint Joseph's has always had a reputation of playing well at home. Over 43 seasons, the Hawks have boasted a 420-158 mark at Hawk Hill, including a 79-37 record at Hagan Arena. Last year, Saint Joseph's finished with a 9-7 record at home.

## RULE MAKES MOST OF START

Senior **Mackenzie Rule** made her first career starts at Penn, and has been a staple since. Finishing with four points in a win over the Quakers, Rule has gone on to average 2.4 points, 2.3 rebounds and 2.7 assists per contest. On the year, she has tallied more points, rebounds and assists than any previous year and played more minutes (439) than the last three years combined.

## HAWKS' TOUGH NON-CONFERENCE SLATE

As is the standard for Saint Joseph's scheduling, facing strong opponents is the norm and 2016-17 is no different. This season, the Hawks played 11 games against opponents that made a postseason tournament last year. With the Atlantic 10 schedule, SJU will play 16 games versus teams that were in postseason tournaments last year.

## HAWKS PICKED EIGHTH IN ATLANTIC 10 PRESEASON POLL

Saint Joseph's was picked to finish eighth in the Atlantic 10 race, according to a poll of the conference's head coaches. Returning two starters and 11 letterwinners overall from last year's, the Hawks garnered 94 points in the A-10 Preseason Poll. Receiving nine first place votes, Saint Louis was picked to finish first in the conference standings with 191 points. Dayton and Duquesne were tied for second with 166 points, while the Dukes received three first place votes. Reigning A-10 champion George Washington garnered two first place votes and was picked to finish fourth with 157 points, followed by VCU (148) fifth, Fordham (117) sixth, Richmond (108) seventh and the Hawks eighth. Rhode Island was picked to finish ninth with 78 points, followed by St. Bonaventure (68), George Mason (64), La Salle (49), Davidson (42) and Massachusetts (22), respectively.

## GRIFFIN ENTERS 16TH SEASON AT ALMA MATER

Saint Joseph's **Cindy Griffin** is in her 16th season as head coach of her alma mater. The all-time leader in wins at Hawk Hill, she enters Wednesday with a 280-210 record, and passed Women's Basketball Hall of Famer Jim Foster for career wins last year in a 58-54 victory over Villanova last season. During her tenure, the Hawks have had 10 postseason bids and 16 Atlantic 10 All-Conference honorees.

## WOODS NAMED TO A-10 PRESEASON ALL-CONFERENCE TEAM

The Hawks' returning scoring leader, junior guard/forward **Chelsea Woods** was recognized as one of the top players in the Atlantic 10 this season as she was named to the A-10's Preseason All-Conference Third Team. Woods is coming off a break-through seasons in 2015-16 in which she averaged career-highs in scoring (9.6 ppg) and rebounding (6.9 rpg). This season, Woods has picked up where she left off, averaging a team-best 13.7 points, and 2.8 assists per game.

## HAWKS ON THE AIR

The Saint Joseph's Sports Network (SJSN) marks its 271th year of operation in 2016-17, as the first broadcasts of men's and women's basketball games took place in the fall of 1990. The first women's game aired on WCZN-AM on November 23rd as the Hawks hosted Oregon. The 1990-91 season also marked the first in school history in which every SJU men's game aired on Philadelphia-area commercial radio.

Since its beginnings in 1990, SJSN's coverage of Hawk athletics has grown and included Saint Joseph's women's basketball television show *Courtside*, Phil Martelli's *HawkTalk* radio program and the nationally-renowned *HawkTalk* television show, which ran for 15 years.

Hawk fans everywhere will be able to hear the broadcast of every game through audio streaming at the Hawks' official athletics site, SJUHawks.com, which is provided free of charge. Fans can also take those broadcasts on-the-go, with the SJUHawks app for mobile devices.





**WOODS AND FRANKLYN CLIMBING IN RECORD BOOKS**

Junior **Chelsea Woods** enters Wednesday in 22nd place all-time in career rebounds (469), just 12 behind Robyne Bostick '94 in 21st (481). Likewise, classmate **Adashia Franklyn** is in seventh place for all-time leaders in blocked shots with 83, just nine rejections behind Erica Pollock '07 (92) in sixth place.

**OPPORTUNITIES ON OFFENSE**

The Hawks will be looking for players to step forward this season and fill bigger roles on the offensive end. With the roster transitions during the offseason, SJU lost 50.3 percent of its scoring (917 points of 1,822 total points). Through 19 contests, the Hawks have had four players score in double figures seven times, an occurrence that happened only seven times last season, with three players scoring in double figures in 15 of 19 contests. Additionally, six different Hawks have led the team in scoring in games.

**78 AND COUNTING**

One certainty the past three years for Saint Joseph's has been junior forward **Adashia Franklyn** earning playing time. The Hawks' co-captain has appeared in every game for SJU, 78 straight, dating back to the first game of her freshman season at Rutgers on November 14, 2014.

**VEILLEUX BACK IN ACTION**

Sophomore guard/forward **Sarah Veilleux** returned to the Hawks' lineup versus VCU. Playing 14 minutes versus the Rams after missing the previous three contests, Veilleux finished with nine points, three rebounds and two assists. She followed with a perfect 7-of-7 shooting performance at La Salle, posting a game-high 18 points.

**GARNER ADDING DEPTH AT GUARD**

Senior guard **Jaryn Garner** made her Saint Joseph's debut on versus Temple, tallying four points and two assists. Appearing in all 19 games so far this year, she has averaged 3.7 points per game and is fourth on the team in assists with 35. Prior to Hawk Hill, Garner played two seasons at Virginia, averaging 1.6 points and 1.0 rebounds over 42 games. Additionally, Garner was a teammate of current SJU classmate **Amanda Fioravanti** with the Cavaliers in 2013-14 prior to their transfers to the Hawks.

**HAWKS AMONG A-10 ATTENDANCE LEADERS**

Saint Joseph's continues to be one of the top draws in the Atlantic 10. Averaging 1,351 fans per home game in 2015-16, the Hawks ranked third in the conference in attendance and currently rank third among the A-10 leaders at 1,187 fans per home game. SJU is coming off 1,462 fans at its 64-58 victory over VCU on January 11.

**FRANKLYN'S STRONG CAMPAIGN**

Junior **Adashia Franklyn** has been arguably SJU's more consistent player, averaging a career-best 12.0 points and 8.0 rebounds per game, while scoring in double figures a team-best 15 times. Franklyn's previous career-highs were 4.3 points per game last year and 4.3 rebounds per game as a rookie.

**2016-17 SAINT JOSEPH'S QUICKFACTS**

<b>Location</b>	Philadelphia, Pa. 19131
<b>Founded</b>	1851
<b>Enrollment</b>	4,856 (full-time undergrads)
<b>Denomination</b>	Roman Catholic (Jesuit)
<b>Nickname</b>	Hawks
<b>Colors</b>	Crimson and Gray
<b>Athletic Affiliation</b>	NCAA Division I
<b>Conference</b>	Atlantic 10
<b>Home Arena (Capacity)</b>	Michael J. Hagan '85 Arena (4,200)
<b>2015-16 Regular Season Record</b>	14-15
<b>2015-16 Atlantic 10 Conference Record (Place)</b>	8-8 (T-6th)
<b>2015-16 Philadelphia Big 5 Record (Place)</b>	2-2 (T-2nd)
<b>Letterwinners Returning/Lost</b>	11/4
<b>Starters Returning/Lost</b>	2/3
<b>Captains</b>	Adashia Franklyn, Mackenzie Rule
<b>Head Coach (alma mater)</b>	Cindy Griffin (Saint Joseph's '91, '93)
<b>Overall Record/Years</b>	328-243/19th season
<b>Record at Saint Joseph's/Years</b>	280-210/16th season
<b>Associate Head Coach</b>	Susan Moran (Saint Joseph's '02, '07) - 14th season
<b>Assistant Coaches</b>	Stephanie McCaffrey (Saint Joseph's '04) - 10th season John Hampton (Mansfield '08) - 2nd season
<b>Director of Basketball Operations</b>	Katie Kuester
<b>Video Coordinator</b>	Christina Foggie
<b>Administrative Assistant</b>	Kathy MacDonald
<b>Athletic Trainer</b>	Neil Hoffman
<b>Contact</b>	Jack Jumper
<b>President</b>	Dr. Mark C. Reed
<b>Associate Vice President/Athletic Director</b>	Don DiJulia
<b>Athletic Department</b>	(610) 660-1707
<b>Basketball Office</b>	(610) 660-1710
<b>Basketball Fax</b>	(610) 660-1500
<b>Athletic Communications</b>	(610) 660-3389
<b>Athletic Communications Fax</b>	(610) 660-1724
<b>Press Row</b>	(610) 660-2599
<b>Ticket Information</b>	888-SJU-HAWK
<b>Athletics Website</b>	www.sjuhawks.com



Atlantic 10 Standings

Table with 3 columns: Team, A-10, Overall. Lists 14 teams including George Washington, Dayton, Fordham, Saint Louis, La Salle, Saint Joseph's, George Mason, VCU, Richmond, Duquesne, Massachusetts, St. Bonaventure, Davidson, and Rhode Island.

FAIRBANKS AND ANDREWS PURSUE PRO CAREERS

Recent Saint Joseph's graduates Sarah Fairbanks'16 and Ciara Andrews '16 are continuing their basketball careers in professional leagues this year. One of just two Hawks to ever record 1,000 career points, 500 rebounds and 100 blocked shots, Fairbanks is playing for Dublin City University as she pursues her Master's degree in Ireland. A two-time All-Big 5 honoree, Andrews has transitioned to a starting role with SISU of the Danish League.

NEW-LOOK A-10 CHAMPIONSHIP

The 2017 A-10 Championship will feature a new, enhanced format, with six first-round games being played on campus sites before heading to Richmond, Friday through Sunday, for the quarterfinals, semifinals and championship final games. The top two championship seeds will receive a bye, with the remainder of the field facing off in games hosted by seeds 3-8 for the first round. The first round will take place on the weekend prior to the quarterfinals, semifinals and final. In 2017 the first round will be Feb. 25-26 with the three final rounds being played March 3-5.

WHY S-A-I-N-T JOSEPHS UNIVERSITY?

The corporate title of "Saint" Joseph's University, which has been in place since Saint Joseph's was granted university status by the Commonwealth of Pennsylvania in 1979, is now the "public" title of the institution for all aspects of its operations. Previously, the abbreviation of "St." Joseph's University was permitted in a number of alumni and athletic contexts. According to the most recent edition of the Higher Education Directory, there are at least nine recognized "St. Joseph's" among the nation's colleges and universities. Only one of them-Saint Joseph's University, Philadelphia-is a university-level, Master's I, NCAA Division I institution. A complete spelling of S-A-I-N-T Joseph's University in all contexts will help eliminate any confusion among higher education and other public constituencies.

UP NEXT

Saint Joseph's returns home to host St. Bonaventure on Sunday. The game, set for a 3 p.m. start, will be broadcast nationally on the American Sports Network.

SJU IN THE NATIONAL SPOTLIGHT

This season, the Hawks will have two nationally televised games. SJU will make an appearances on CBS Sports Network on February 5 at Saint Louis, while their January 29 home contest versus St. Bonaventure will air on the American Sports Network.

FISHER TO SIT OUT 2016-17 SEASON

Transferring to Saint Joseph's this season is sophomore forward Whisper Fisher. Coming to the Hawks after spending last year with Loyola Chicago, Fisher will sit out the 2016-17 season per NCAA transfer rules. While with the Ramblers, Fisher tallied 11 points and grabbed 16 rebounds over 21 games.

MARZ BACK IN ACTION

Redshirt guard Avery Marz will make her SJU debut this season after missing the past two years recovering from a stroke she suffered on moving-in day in 2014. Cleared to practice during the off-season, she was named a Sporting News All-American Honorable Mention as a senior in 2013-14 at Wilson West Lawn.

HAWKS INK JEKOT AND SHEEHAN TO NLIS

Saint Joseph's head coach Cindy Griffin announced this week that guard Katie Jekot (Enola, Pa./Cumberland Valley) and Mary Sheehan (Drexel Hill, Pa./Cardinal O'Hara) have signed National Letters of Intent to attend Saint Joseph's University next year.

A four-year letterwinner, Jekot entered her senior season having guided Cumberland Valley to three straight PIAA-AAAA State titles. A two-time Patriot News First Team All-Conference selection, the 5-foot-9 guard was named a finalist for Miss Pennsylvania Basketball as a junior after averaging 10.5 points, 5.3 assists and 2.8 steals per game. Serving as team captain for the second consecutive year, Jekot is nearing 1,000 points for her high school career as she opened the 2016-17 season with 913 points.

Averaging 13.0 points and 9.0 rebounds per game as a junior, Sheehan led Cardinal O'Hara to the 2015-16 District 12 title and the PIAA-AAAA finals. Named MVP of both the 2015-16 Blue Chip Super Showcase and Play by Play Classic Showcase, the 5-foot-11 guard has twice garnered All-State, First Team All-Catholic and First Team All-DelCo honors. A three-year starter, Sheehan was also selected to the All-Southeastern Pennsylvania Team as a sophomore and junior.

Additionally, Jekot and Sheehan will be reunited as teammates at Saint Joseph's as the duo previously led the Comets AAU to Orlando Super Showcase titles in 2014 and 2015, as well as the Boo Williams Nike championship in 2015.

Saint Joseph's will lose seniors Amanda Fioravanti, Jaryn Garner, Jazmin Horne and Mackenzie Rule to graduation in May.



## MEDIA INFORMATION

### MEDIA CREDENTIALS

Credentials for media covering Saint Joseph's at Hagan Arena in 2016-17 should be made at least 24 hours in advance by contacting Jack Jumper.

Priority is given to daily newspapers, radio/TV stations and other media who cover Saint Joseph's and its opponents on a regular basis. Internet sites and agencies that will be considered for credentials include those of national cable networks or established publications. Internet sites representing local or regional media outlets will be provided credentials on a space-available basis. Websites that sponsor "message boards" or "chat rooms" where people are able to post anonymous information are ineligible for consideration of credentials. Credentials will only be issued to those 18 years of age and older.

### PHOTO CREDENTIALS

All photographers attending Saint Joseph's home basketball games must be credentialed. Requests for credentials should be made in at least 24 hours in advance to Jack Jumper. Due to space demands, access to freelance photographers is limited.

### SCOUT CREDENTIALS

Credentials for WNBA scouts must be requested in advance of the game by contacting Jack Jumper.

### RADIO POLICY

Radio stations designated as the primary visiting outlet can have access to phone lines at a cost of \$100 per line per game. (\$200 for ISDN), unless a reciprocal usage agreement exists. Visiting radio stations wishing to broadcast the game should contact Jack Jumper at (610) 660-3389 or by email (jjumper@sju.edu) to arrange phone lines.

### INTERVIEWS

All requests for interviews with Cindy Griffin and the Saint Joseph's student-athletes must be arranged through Jack Jumper. Advance notice of at least 24 hours is preferred, but every attempt will be made to accommodate all requests. Players will not be available for interviews on game day, except for post-game interviews.

### PRESS ROW

Only accredited members of the media and accredited scouts will be issued credentials to cover Saint Joseph's basketball, and only those with passes will be permitted to sit in press seating. Members of the media are reminded that press row is a working area and cheering for either team will not be tolerated.

### MEDIA SERVICES

Saint Joseph's and opponent's game notes, statistics, Atlantic 10 Conference notes and game programs will be available to working members of the media. Halftime statistics will be available in the media room at Hagan Arena and will also be distributed on press row. Final statistics will be distributed in the media room following completion of the game. Fax service is available at both locations.

Complete Saint Joseph's game notes will be available 24 hours prior to the game on [SJUHawks.com](http://SJUHawks.com).

### MEDIA PARKING

Media parking is available at the ROTC Lot on 54th Street behind Hagan Arena. Media members desiring to be on the parking list must contact Jack Jumper at least 24 hours in advance of the game.

### POST-GAME

Saint Joseph's head coach Cindy Griffin will be available in the interview room following a post-game cooling off period. The Saint Joseph's locker room is not open to the media.

## THE HAWK



One of the most famous mascots in college sports, the Saint Joseph's Hawk celebrates its 61st anniversary in 2016-17. The Hawk is best known for staying in constant motion by flapping its wings throughout every basketball game and representing the Saint Joseph's motto, "The Hawk Will Never Die."

Jim Brennan originated the idea for a hawk as mascot during the 1954-55 season. Brennan, an ex-Marine and SJU cheerleader, at first wanted to secure an actual hawk, but later switched to the costume idea. The student government raised the 120 dollars needed to buy the initial costume,

which Brennan donned for three years. He made his debut as the Hawk on January 4, 1956, a 69-56 win over La Salle at the Palestra. Since then, and including this season, a total of 31 SJU students have donned the costume. The Hawk has not missed a men's basketball game since that first season in 1955-56. The Hawk, who was present at most women's basketball games, became a mainstay in 1989. Since then, 15 SJU students have donned the costume.

In addition to the constant flapping, the Hawk is also recognized by its "flying" in figure eights around the court during timeouts. Years ago, ESPN used a "flap-o-meter" on the national telecast of a Saint Joseph's game to estimate that the Hawk flaps its wings 3,500 times during a regulation game.

The Hawk is unique because it is one of the few mascots in the nation that travels to every game, and the student who holds the position gains a tuition scholarship. The student, who is selected through an interview process during the previous spring semester, also serves as a team manager for the men's basketball team and travels with the squad.

The most decorated mascot in the country, The Hawk has garnered numerous accolades in its 59-year history. In 2013-14, NCAA.com named The Hawk as "College Basketball's Best Tradition". The Sporting News, Sports Illustrated, Sports Illustrated for Kids, Street & Smith's Basketball Yearbook and ESPN College Basketball magazine have selected it as the nation's top mascot. Eastern Basketball tabbed The Hawk as the Atlantic 10 Conference's best mascot, while The Hawk won a "Best of Philly" award from Philadelphia Magazine in 2003-04. The Hawk was selected as a 2008 nominee for the Mascot Hall of Fame.

Saint Joseph's athletic teams have been recognized with the nickname "Hawks" since 1929. At that time, the school's yearbook editor, Charlie Dunn, initiated a contest among the student body for a symbol. More than 100 submissions were narrowed to two, with "Hawks" winning out over "Grenadiers" (World War I soldiers who specialized in tossing grenades) by a slim margin in the final vote.

John Gallagher '31, a catcher on the Saint Joseph's baseball team, submitted the winning suggestion. He won a sweater with a special Saint Joseph's monogram for selecting the winning name. According to the Student Annual, the nickname was appropriate because it typified "the fighting spirit of our crimson and gray athletes and it is suggestive of the aerial attack which has made our football team famous." Ironically, football was discontinued at Saint Joseph's following the 1939 season.

But it has been the connection with the storied tradition of the Saint Joseph's men's and women's basketball programs that has given The Hawk mascot its prominence on the national level, making it one of the most recognized mascots in college athletics



# Cindy Griffin - Head Coach

## Saint Joseph's '91, MBA '93 - 16th Season

The all-time leader in wins at Saint Joseph's, **Cindy Griffin** enters her 16th season as head coach of the Hawks. A 1991 and 1993 graduate of SJU, Griffin (nee Anderson) has compiled an overall record of 328-243 in 19 seasons as a head coach, and a 280-210 record in 16 years at Hawk Hill that has included 10 postseason appearances.

The eighth coach in NCAA Division I history to lead her alma mater to the NCAA Tournament as a player and a coach, Griffin's squads have posted six 20-win seasons and six victories over nationally-ranked teams, while her players have been honored as Atlantic 10 All-Conference performers 17 times and 14 have gone on to play professionally.

Behind a pair of 1,000-point scorers in seniors Sarah Fairbanks and Ciara Andrews in 2015-16, Saint Joseph's finished tied for sixth in the A-10 behind a strong finish to the regular season. Finishing among the attendance leaders in the conference, the Hawks added to their mantle as they claimed the Hawk Classic title. Additionally, Fairbanks was named the Big 5's Scholar-Athlete, while sophomore Chelsea Woods was selected the Big 5's Most Improved Player.

Backed by First Team All-Big 5 selection Natasha Cloud, the Hawks earned a share of the Big 5 title in 2014-15. Cloud, who garnered A-10 All-Conference First Team and All-Defensive Team accolades, also became just the third SJU player to be selected in the WNBA Draft as she was picked by the Washington Mystics in the second round in April of 2015.

Following up their A-10 Championship the season prior, the 2013-14 Hawks continued to prove themselves as one of the top programs nationally as they earned an at-large bid to the NCAA Tournament and advanced to the Second Round for just the seventh time in team history. Led by Erin Shields and Cloud, Saint Joseph's earned its fifth straight postseason bid and claimed its first outright Philadelphia Big 5 title since 2000-01.

Under Griffin's leadership, Saint Joseph's posted one of its most memorable seasons in team history in 2012-13 as the Hawks claimed the Atlantic 10 Championship for just the third time and earned the automatic NCAA Tournament bid. Led by a senior class that had advanced to the postseason every year, the Hawks finished with a 23-9 record that included wins over #5 Maryland and #11 Dayton.

In addition to the team's success, a trio of Hawks were singled out for their performances, led by NCAA Woman of the Year nominee Chatilla van Grinsven. With Griffin's guidance, van Grinsven turned in one of the more dominant seasons in recent SJU history, becoming just the fifth player in SJU history to average a double-double for the year en route to being named to the A-10 All-Conference First Team and the Big 5 Player of the Year. The duo of backcourt mates Shields and Cloud helped propel SJU to new heights, with Shields garnering A-10 and Big 5 Most Improved Player honors and I-AAA distinction, while Cloud was named the Most Outstanding Player of the 2013 A-10 Championship.

Backed by a veteran-laden team in 2011-12, the Hawks earned their third-straight WNIT berth and posted their most wins (22) since the 2003-04 season. Moving into second place in career victories at her alma mater, Griffin picked up her 200th win as the Hawks topped Boston University in the opening game of the WNIT on March 15, 2012. Leading the Hawks to a 15-4 mark at home, she helped Saint Joseph's become one of the more efficient teams in the nation, ranking fourth in fewest turnovers per game (12.5), 26th in three-point percentage (.348) and 39th in field goal percentage (.423).

Individually, senior Michelle Baker and Kelly Cavallo had breakout years, both garnering All-Big 5 honors. Behind Griffin's teaching, Baker went on to be named to the A-10 All-Conference Second Team and capped her career as SJU's then all-time leader in games played (127) while ranking in the top 20 for scoring and field goals made. After seeing limited time as a freshman, Cavallo developed into one of the top post players in the A-10, leading SJU and finishing in the top five of the conference in rebounding, blocked shots and field goal percentage. With Griffin's aid, Cavallo finished her career second all-time in blocks and 11th in rebounding at SJU.

Returning just one starter for the 2010-11 season, the Hawks quickly jelled under Griffin's guidance as they went on to win 20 games, earned the program's 700th victory, and advanced to the second round of the WNIT. Led by All-Big 5 honorees Baker and Katie Kuester, Saint Joseph's had its most efficient offensive showing since 2002-03, as the Hawks finished 60th in the nation in field goal percentage (42.1).

Additionally, several Hawks were honored for outstanding seasons in 2010-11, headlined by sophomore Ashley Prim becoming the first SJU player to be named Atlantic 10 Sixth Player of the Year. Baker became just the second Hawk to be named to the A-10 All-Defensive Team, while freshman Erin Shields became the sixth player Griffin has coached to A-10 All-Rookie Team honors.

Earning a postseason berth for the first time in two years, the Hawks surpassed predictions in 2009-10 as they finished tied for fourth in the Atlantic 10 after being picked to finish ninth. After opening the season with a 3-7 mark, Griffin saw her team begin to click at the end of the non-conference schedule as SJU claimed the 19th Annual Hawk Classic title and worked its way to .500 by the second week of the Atlantic 10 slate. Posting a 9-5 mark against conference opponents, Griffin hit two milestones during A-10 play, earning her 150th win at Saint Joseph's in a victory against Dayton and earning her 200th coaching win against George Washington. The Hawks would go on to earn the program's seventh WNIT bid, and play the first postseason game at Hagan Arena.

In 2008-09, Griffin undertook arguably her toughest season to date as Saint Joseph's played every contest away from Hawk Hill for the first time in program history. And in typical SJU fashion, Griffin got her team to respond as Saint Joseph's went on to post an 8-5 record at home venues and earn its first Big 5 title since 2000-01. Individually five Hawks posted career bests in scoring, with Brittany Ford and Mariame Djouara both earning All-Big 5 Second Team honors.

Relying heavily on underclassmen in 2007-08, Griffin guided her Hawks to another winning season, including crowns at the Brown Basketball Classic and the Hilton Philadelphia Hawk Classic. Among the wins, Saint Joseph's posted its biggest win over a non-conference ranked opponent since the 1984-85, topping #15 Auburn for the Hawk Classic title.

Despite losing several experienced players prior to the 2006-07 season, Griffin had her team peaking at the right time. Playing Griffin's style of hard-nosed defense and persistent offense, the Hawks advanced to the Atlantic 10 Championship game, including the program's first win over a

### Coch Griffin At A Glance

**Career Record:** 328-243  
**Record at SJU:** 280-210  
**Atlantic 10 Record:** 139-94  
**Postseason Record:** 7-10

**Hometown:** Maple Glen, Pa.  
**Education:** Saint Joseph's '91,  
Saint Joseph's MBA '93  
**Playing Experience:**  
Saint Joseph's 1987-92  
**Coaching Experience:**  
Saint Joseph's 2001-Present  
Loyola Maryland 1998-01



## 2016-17 SAINT JOSEPH'S BASKETBALL NOTES - PAGE 8

top 10 opponent (#8 George Washington) since 1992 along the way. Saint Joseph's capped the season with its fifth WNIT appearance in six years and tied the SJU record for games played in a season with 33.

Fueled by a collection of newcomers and a developed core of upperclassmen, Griffin led the Hawks back to national prominence in 2005-06. The Crimmon and Gray engineered the nation's best turnaround (13 games) and received votes in the national polls for the first time since 2003-04. The Hawks advanced to the semifinals of the A-10 Championship and earned a berth in the WNIT.

With the loss of four 1,000-point scorers, the 2004-05 Hawks showed their true colors down the stretch, earning a hard-fought victory over La Salle in the opening round of the Atlantic 10 Championship and coming within 10 points of 16th-ranked, and eventual A-10 Champion, Temple.

Led by six seniors, the 2004 team went 22-11 and advanced to the WNIT Elite Eight. Saint Joseph's finished second in the A-10 East and dropped a heartbreaker in the Atlantic 10 Championship to Temple. Four Hawk seniors reached the 1,000-point plateau, marking just the eighth time in NCAA history that a quartet of players had reached the milestone in the same season. Erin Brady, Irina Krasnoshiok, Stephanie (Graff) McCaffrey and Amra Mehmedic went on to sign professional contracts.

Following a memorable first year at the helm of her alma mater, Griffin upped the ante in her second season by capturing 2003 Atlantic 10 Coach of the Year honors after guiding the Hawks to a 19-11 record. The team sprinted to the conference's Eastern Division title and earned a berth in the WNIT for the second straight season, despite the departure of SJU's all-time leading scorer and a non-conference schedule that ranked fourth nationally.

Griffin helped to reinvigorate the SJU program in her first season, leading the squad to a 24-8 record and the second round of the WNIT. She capitalized on the team's tradition of scrappy play and rugged defense, while releasing the reins and allowing the team to play a more up-tempo style on the offensive end of the floor. The Hawks finished the year among the national leaders in nine different categories and paced the nation in free throw percentage for the second straight year.

Following her playing career, Griffin spent the 1992-93 season as a graduate assistant at her alma mater. She then accepted an assistant's spot at Vanderbilt University from 1993-95 under former Saint Joseph's head coach Jim Foster. Foster recruited Griffin to SJU and coached her during her playing career on Hawk Hill.

In her two years as an assistant at Vanderbilt, the Commodores finished 53-15 overall, won the 1995 SEC championship and reached the NCAA Sweet 16 both seasons. In addition to coaching responsibilities, she was the co-director of the Vanderbilt Basketball Camp and the director of the Black & Gold Club.

Griffin left Vanderbilt after the 1995 season to become an assistant coach at Loyola Maryland. She spent three seasons as an assistant under Patty Coyle before being promoted to associate head coach in 1998. Griffin was promoted to the position of head women's basketball coach at Loyola Maryland midway through the 1998-99 season. She was the seventh-youngest head coach in Division I at the time. Griffin – who was named head coach five games into the season as Coyle left for an assistant coach position with the WNBA's New York Liberty – kept the Greyhounds' momentum going as Loyola Maryland won a team-record 21 games that year. Overall she compiled a record of 48-33 during her tenure at the Baltimore school, guiding the squad to the Metro Atlantic Athletic Conference semifinals all three years.

One of the top playmakers in Saint Joseph's history, Griffin starred for the Hawks from 1987-88 through 1991-92 (missing the 1988-89 season due to injury). A three-time team captain, Griffin finished her career with 662 points, 278 rebounds, 510 assists and 197 steals. She currently ranks fourth on SJU's all-time assist list.

As a junior in 1990-91, she played in 1,178 out of a possible 1,200 minutes to set the school record for minutes played in a single season. The Hawks made three NCAA Tournament appearances and posted three straight 20-win seasons during her playing career. A two-time Second Team All-Big 5 choice, as well as a Third Team All-Atlantic 10 pick as a senior, she was inducted into the Saint Joseph's Women's Basketball Hall of Fame in 1998.

A native of Maple Glen, Pa., Griffin played her high school basketball for Bishop McDevitt, winning two Philadelphia Catholic League titles. A 1987 graduate of McDevitt, she was inducted into its Athletic Hall of Fame in 1997, and in 2002, received the Philadelphia Catholic League's alumni achievement award. She earned a bachelor's degree in accounting from Saint Joseph's in 1991 and completed her M.B.A. from SJU in 1993. She resides in Conshohocken, Pa., with her husband, Curtis, and children, Kaylie, Hannah and Curtis Jr.

### Griffin's Year-By-Year Record

Year	School	Overall Record	Conference Record	Postseason
1998-99	Loyola Maryland	17-6	13-5	MAAC Semifinals
1999-00	Loyola Maryland	12-17	8-10	MAAC Semifinals
2000-01	Loyola Maryland	19-10	12-6	MAAC Semifinals
2001-02	Saint Joseph's University	24-8	12-4	WNIT/A-10 Finals
2002-03	Saint Joseph's University	19-11	13-3	WNIT
2003-04	Saint Joseph's University	22-11	12-4	WNIT/A-10 Finals
2004-05	Saint Joseph's University	7-23	4-12	
2005-06	Saint Joseph's University	20-11	10-6	WNIT/A-10 Semifinals
2006-07	Saint Joseph's University	19-14	8-6	WNIT/A-10 Finals
2007-08	Saint Joseph's University	17-14	8-6	
2008-09	Saint Joseph's University	13-17	5-9	
2009-10	Saint Joseph's University	17-15	9-5	WNIT
2010-11	Saint Joseph's University	20-12	8-6	WNIT
2011-12	Saint Joseph's University	22-11	9-5	WNIT
2012-13	Saint Joseph's University	23-9	11-3	NCAA/A-10 Champions
2013-14	Saint Joseph's University	23-10	10-6	NCAA
2014-15	Saint Joseph's University	13-17	8-8	
2015-16	Saint Joseph's University	14-15	8-8	
2016-17	Saint Joseph's University	7-12	4-3	
<b>1998-Present</b>	<b>19 Seasons</b>	<b>328-243</b>	<b>172-115</b>	<b>10 Appearances</b>
<b>Head Coaching Record at Saint Joseph's: 280-210 (.572) – 16 Seasons</b>				
<b>Career Head Coaching Record: 328-243 (.573) – 19 Seasons</b>				



# Katie Armstrong

# #1

Freshman • 6-2 • Guard/Forward  
Collegeville, Pa. / Perkiomen Valley

**2016-17:** Scored first career points against Villanova...Grabbed a rebound in collegiate debut versus BYU...Had a season-high two rebounds at New Mexico...Added a rebound at Central Michigan...Finished with two points and an assist versus NJIT...Connected on first career three-pointer versus James Madison...Tallied five points and added a rebound at Richmond...Finished with two points, two rebounds, an assist, a blocked shot and a steal at George Washington...Matched season-high five points and added two assists and a rebound in win over Massachusetts.

**High School:** Three-time All-PAC First Team selection and team MVP...Named an All-State Class 4A Third Team selection as a senior after averaging 16.1 points per game and helping her team to the Pioneer Athletic Conference title and district championship...Selected a McDonald's All-American nominee and the *Pottstown Mercury* All-Area Player of the Year in 2016...Led the Pioneer Athletic Conference in scoring as a sophomore and junior...Averaged 17.8 points per game and finished among the PAC leaders in three-pointers (22) as a junior...Named to the Nike Rose Classic All-Star Team along with the All-Tournament Team in 2014 and 2015 as a part of the Lady Runnin' Rebels...Also competed for the Philly Comets, helping them to the 2013 Boo Williams Nike Invitational title and the USJN/Nike National championship in 2012...Ranked 44th nationally among forwards according to ESPN's HoopGurlz...Also lettered in track and field, winning the conference title in shot put as a senior...Named the 2016 Pioneer Athletic Conference Athlete of the Year.

**Personal:** Daughter of Laurie and Scott Armstrong...Majoring in psychology.

### CAREER HIGHS

Points	.....5, 2x, last vs. Massachusetts, 1/7/17
Field Goals	.....2, 2x, last vs. Massachusetts, 1/7/17
Field Goal Attempts	.....8, vs. NJIT, 12/13/16
3-Pt Field Goals	.....1, 3x, last vs. Massachusetts, 1/7/17
3-Pt Field Goal Attempts	.....2, vs. Massachusetts, 1/7/17
Free Throws	.....N/A
Free Throw Attempts	.....1, 2x, last vs. Massachusetts, 1/7/17
Offensive Rebounds	.....1, 2x, last at Richmond, 12/31/16
Defensive Rebounds	.....2, at George Washington, 1/4/17
Total Rebounds	.....2, 2x, last at George Washington, 1/4/17
Assists	.....2, vs. Massachusetts, 1/7/17
Blocks	.....1, at George Washington, 1/4/17
Steals	.....1, at George Washington, 1/4/17
Minutes	.....19, at George Washington, 1/4/17

### Year-By-Year Career Statistics

YEAR	GP-GS	MIN-AVG	FG-A	FG%	3PT-A	3PT%	FT-A	FT%	OR	DR	REB	RPG	PF-D	AST	TO	BL	ST	PTS	PPG
16-17	9-0	84-9.3	8-26	.308	3-7	.429	0-2	.000	2	6	8	0.9	9-1	4	9	1	1	19	2.1



# Kristalyn Baisden

# #4

Sophomore • 5-10 • Guard

East Hartford, Conn. / Berkshire School (Mass.)

**2016-17:** Scored a career-best 18 points and had two steals in win over Massachusetts...Posted a then-career-best 13 points and added two assists versus James Madison...Matched her then-career-high with seven points and added two rebounds against NJIT...Scored a career-best seven points and added a rebound and block in 36 minutes of action versus Temple...Handed out a career-high four assists and had a point and two rebounds against Bucknell...Added a steal at Iona...Had two assists and a rebound versus BYU...Played nine minutes at Penn...Finished with a steal at Central Michigan...Added a rebound at Drexel...Grabbed two rebounds and had a steal versus Hofstra...Scored six points at Richmond...Had a team-best 12 points versus George Washington...Finished with six points, three rebounds and two steals versus VCU...Netted five points and added an assist in win at La Salle...Added two points versus Ford-

ham...Finished with five points at Dayton.

**2015-16:** Appeared in seven contests, averaging 6.9 minutes per game...Averaged 1.1 points and 0.6 rebounds per contest...Scored four points in collegiate debut versus Seton Hall...Added four points and a pair of rebounds versus UMBC...Had an assist at Hofstra...Grabbed a rebound against Saint Louis...Also logged minutes against Lehigh, Notre Dame and George Washington...Named to the SJU Athletic Director's Honor Roll.

**High School:** Ranked 62nd nationally among shooting guards by All-Star Girls Report...Four-year standout at Berkshire School, garnering New England Preparatory School Athletic Conference Class B All-Star Team honors and All-Scholastic Team recognition every year...Finished with 1,282 career points... Averaged a personal-best 15.1 points per game as a senior, while knocking down a career-high 56 three-pointers...Led her team to the semifinals of the NEPSA her junior season and had a team-best 91 assists to go with 12.1 points per game.

**Personal:** Daughter of Lynette and Chris Baisden...Majoring in psychology.

### CAREER HIGHS

Points	18, vs. Massachusetts, 1/7/17
Field Goals	6, vs. Massachusetts, 1/7/17
Field Goal Attempts	14, vs. James Madison, 12/28/16
3-Pt Field Goals	6, vs. Massachusetts, 1/7/17
3-Pt Field Goal Attempts	8, vs. Massachusetts, 1/7/17
Free Throws	2, vs. UMBC, 12/28/15
Free Throw Attempts	2, 3x, last vs. Bucknell, 11/13/16
Offensive Rebounds	1, 7x, last at Richmond, 12/31/16
Defensive Rebounds	3, at Richmond, 12/31/16
Total Rebounds	4, at Richmond, 12/31/16
Assists	4, vs. Bucknell, 11/13/16
Blocks	1, vs. Temple, 11/11/16
Steals	2, 2x, last vs. VCU, 1/11/17
Minutes	37, at Richmond, 12/31/16

### Year-By-Year Career Statistics

YEAR	GP-GS	MIN-AVG	FG-A	FG%	3PT-A	3PT%	FT-A	FT%	OR	DR	REB	RPG	PF-D	AST	TO	BL	ST	PTS	PPG
15-16	7-0	48-6.9	2-9	.222	1-5	.200	3-4	.750	2	2	4	0.6	5-0	1	3	0	1	8	1.1
16-17	17-10	398-23.4	28-94	.298	19-53	.358	8-15	.533	7	10	17	1.0	22-0	13	13	1	11	83	4.9
<b>Totals</b>	<b>24-10</b>	<b>446-18.6</b>	<b>30-103</b>	<b>.291</b>	<b>20-58</b>	<b>.345</b>	<b>11-19</b>	<b>.579</b>	<b>9</b>	<b>12</b>	<b>21</b>	<b>0.9</b>	<b>27-0</b>	<b>14</b>	<b>16</b>	<b>1</b>	<b>12</b>	<b>91</b>	<b>3.8</b>



# Candace Belvedere

# #40

Junior • 6-2 • Forward

Merrick, N.Y. / Kellenberg Memorial

**2016-17:** Added a rebound in season-debut at New Mexico...Grabbed a rebound versus NJIT.

**2015-16:** Sat out the season due to injury...Named to both the Atlantic 10 Commissioner's Honor Roll and the SJU Athletic Director's Honor Roll.

**2014-15:** Appeared in nine contests, averaging 3.1 minutes per game...Added a rebound in collegiate debut versus CSUN...Grabbed a season-best two rebounds at George Washington...Finished with a steal in win at Davidson...Had a rebound in victory against George Mason.

**High School:** Two-time All-League selection at Kellenberg Memorial High School...Served as team captain as a senior...Named a 2014 McDonald's All-American nominee en route to leading her team to the CHSAA Class A State Championship finals...Over 27 games as a senior, averaged 12.1 points, 9.6 rebounds, 2.5 steals, 2.1 blocks and 1.5 assists per game...Selected to the 2014 All-Long Island Team...Named MVP and recipient of the Gold Pin Award for honor roll recognition...Averaged 11.1 points 11.7 rebounds, 2.9 steals, 2.3 blocked shots and 1.5 assists per game as a junior...Named MVP and Silver Pin Award...Earned the Bronze Pin Award as a sophomore...Three-year letterwinner on the varsity team after playing JV as a freshman per school rules...Named MVP of the JV team...Also lettered in volleyball, earning All-League honors as a junior and senior...Served as team captain and was named MVP as a senior...Led her team to the 2012 Nassau Suffolk Catholic School AA Championship...Member of the Riverside Hawks AAU for 15U, 16U and 17U squads.

**Personal:** Daughter of Donna and Michael Belvedere...Her mother played basketball for Long Island University, CW Post Campus...Majoring in pharmaceutical marketing.

CAREER HIGHS	
Points	N/A
Field Goals	N/A
Field Goal Attempts	1, 2x, last at George Washington, 1/7/15
3-Pt Field Goals	N/A
3-Pt Field Goal Attempts	N/A
Free Throws	N/A
Free Throw Attempts	N/A
Offensive Rebounds	1, at George Washington, 1/7/15
Defensive Rebounds	1, 4x, last vs. NJIT, 12/13/16
Total Rebounds	2, at George Washington, 1/7/15
Assists	N/A
Blocks	N/A
Steals	1, at Davidson, 1/31/15
Minutes	8, at George Washington, 1/7/15

### Year-By-Year Career Statistics

YEAR	GP-GS	MIN-AVG	FG-A	FG%	3PT-A	3PT%	FT-A	FT%	OR	DR	REB	RPG	PF-D	AST	TO	BL	ST	PTS	PPG
14-15	9-0	28-3.1	0-4	.000	0-0	.000	0-0	.000	1	3	4	0.4	3-0	0	0	0	1	0	0.0
15-16	Did Not Play - Injury																		
16-17	2-0	5-2.5	0-0	.000	0-0	.000	0-0	.000	0	2	2	1.0	1-0	0	0	0	0	0	0.0
<b>Totals</b>	<b>11-0</b>	<b>33-3.0</b>	<b>0-4</b>	<b>.000</b>	<b>0-0</b>	<b>.000</b>	<b>0-0</b>	<b>.000</b>	<b>1</b>	<b>5</b>	<b>6</b>	<b>0.5</b>	<b>4-0</b>	<b>0</b>	<b>0</b>	<b>0</b>	<b>1</b>	<b>0</b>	<b>0.0</b>



# Michala Clay

# #35

Sophomore • 6-0 • Forward

Baltimore, Md. / Roland Park Country School

**2016-17:** Poured in a career-high eight points and added two assists and three rebounds versus NJIT...Matched a then career-high with four points against Temple and added two rebounds and her first collegiate assist...Added a pair of rebounds at Iona...Grabbed a rebound against BYU...Added a rebound in win over New Mexico...Played three minutes at Central Michigan...Score two points against Hofstra...Grabbed a rebound against James Madison...Scored two points and added three rebounds and two steals at Richmond...Played six minutes versus George Washington...Added five points, four rebounds and two assists in win over Massachusetts.

**2015-16:** Played in 13 contests, averaging 4.8 minutes, 0.8 points and 0.9 rebounds per game...Scored two points in collegiate debut against Seton Hall and added four rebounds and a steal...Had four points and a rebound versus UMBC...Tallied four points and had four rebounds at Lehigh...Grabbed a rebound against Saint Louis...Had two rebounds and a steal against Davidson...Also earned minutes versus Rhode Island, Duquesne, La Salle, George Mason, Fordham and George Washington...Named to the SJU Athletic Director's Honor Roll.

**High School:** Two-time Interscholastic Athletic Association of Maryland All-Conference selection... Averaged 9.7 points, 5.8 rebounds and 1.3 steals per game as a senior...Helped her team to the IAAM finals and a pair of in-season titles at the Peddie School Tournament and Charleston Invitational Tournament of Champions... Selected a *Baltimore Sun* Second Team All-Metro honoree as a junior and senior...Twice named 695 Hoops MVP of the Beast of the East Showcase...As a junior, averaged career-best 11.3 points and 6.7 rebounds per contest...Posted 9.2 points to go with 4.8 rebounds and 1.0 steals per game as a sophomore.

**Personal:** Daughter of Robin and Mickey Clay...Majoring in interdisciplinary health services.

CAREER HIGHS	
Points	8, vs. NJIT, 12/13/16
Field Goals	2, 3x, last vs. NJIT, 12/13/16
Field Goal Attempts	6, vs. Temple, 11/11/16
3-Pt Field Goals	N/A
3-Pt Field Goal Attempts	N/A
Free Throws	2, 3x, last vs. NJIT, 12/13/16
Free Throw Attempts	2, 3x, last vs. NJIT, 12/13/16
Offensive Rebounds	2, at Lehigh, 12/2/15
Defensive Rebounds	4, vs. Seton Hall, 11/21/15
Total Rebounds	4, 2x, last at Lehigh, 12/2/15
Assists	2, 2x, last vs. Massachusetts, 1/7/17
Blocks	N/A
Steals	2, at Richmond, 12/31/16
Minutes	15, vs. Temple, 11/11/16

### Year-By-Year Career Statistics

YEAR	GP-GS	MIN-AVG	FG-A	FG%	3PT-A	3PT%	FT-A	FT%	OR	DR	REB	RPG	PF-D	AST	TO	BL	ST	PTS	PPG
15-16	13-0	63-4.8	4-14	.286	0-0	.000	2-2	1.000	3	9	12	0.9	4-0	0	3	0	2	10	0.8
16-17	11-0	93-8.5	7-29	.241	0-3	.000	7-7	1.000	6	11	17	1.5	18-1	6	7	0	4	21	1.9
<b>Totals</b>	<b>24-0</b>	<b>156-6.5</b>	<b>11-43</b>	<b>.256</b>	<b>0-3</b>	<b>.000</b>	<b>9-9</b>	<b>1.000</b>	<b>9</b>	<b>18</b>	<b>27</b>	<b>1.1</b>	<b>22-1</b>	<b>6</b>	<b>10</b>	<b>0</b>	<b>6</b>	<b>31</b>	<b>1.3</b>



# Amanda Fioravanti

# #34

Senior • 6-1 • Forward

Frederick, Md. / Our Lady of Good Counsel / Virginia

**2016-17:** Scored 14 points and had five rebounds in a starting role versus Hofstra...Tallied 14 points and added five rebounds and two blocked shots versus Temple... Grabbed three rebounds and had two points and an assists against Bucknell...Added a rebound, block, steal and point at Iona...Finished with nine points, five rebounds, two steals, two assists and a block at Penn...Finished with a team-high 14 points and added five rebounds and two blocked shots against BYU...Tallied 10 points and had six rebounds at New Mexico...Finished with four points against Villanova...Scored two points and had two assists at Central Michigan...Scored nine points and had six rebounds, four assists and three steals against NJIT...Scored seven points and added five rebounds, a steal and a blocked shot at Drexel...Scored seven points, grabbed six rebounds and matched her career-high with three blocked shots against James Madison...

Added five points, five rebounds and two blocked shots at Richmond...Added 10 points, four rebounds, two assists and two steals at George Washington...Finished with eight points, seven rebounds and a career-high six assists in win over Massachusetts...Had eight points, eight rebounds and five assists versus VCU...Grabbed eight rebounds and had seven points and four assists at La Salle...Scored four points and had three rebounds versus Fordham...Scored four points and had three rebounds and two assists at Dayton.

**2015-16:** Earned the team's Roosevelt Hunter Community Service Award...Played in all 29 games, making 13 starts...Ranked fifth on the team in scoring (7.3 ppg) and third in rebounding (5.3 rpg)...Posted a double-double (13 points, 10 rebounds), in SJU debut against Rutgers...Finished with a career-best 18 points versus Iona...Had 14 points and eight rebounds in victory over Central Michigan in Hawk Classic title game...Added 12 points and eight rebounds versus Notre Dame...Grabbed 10 boards and had seven points versus George Washington...Added 12 points, four rebounds and three blocked shots against Saint Louis...Tallied 10 points and 10 rebounds in win over La Salle...Posted 11 points to go with 10 rebounds at Richmond...Named to both the Atlantic 10 Commissioner's Honor Roll and the SJU Athletic Director's Honor Roll.

**2014-15:** Member of the SJU Athletic Director's Honor Roll...Sat out season after transferring from Virginia.

**2013-14:** Transferred to Saint Joseph's at start of spring semester...Competed at the University of Virginia prior to joining the Hawks...Appeared in eight games, averaging 1.5 points and 1.1 rebounds per game...Shot 60 percent from the field overall (6-of-10)...Tallied six points in her collegiate debut against High Point...Matched her career-high with six points and added five rebounds versus West Virginia...Grabbed a pair of rebounds versus Maryland Eastern Shore...Also earned playing time against Louisiana Tech, Liberty, Tennessee, Michigan and Florida Gulf Coast.

**High School:** Averaged 19.1 points, 8.2 rebounds, 1.6 blocks, 1.5 steals and 1.3 assists at Good Counsel High School...As a senior, named Gatorade Player of the Year for Maryland, *Parade Magazine* All-American, McDonald's All-America nominee and Gazette Player of the Year...Two-time *Washington Post* First Team honoree...Scored the 1,000th point of her career during her junior season and finished her career with 1,861 points...Ranked No. 93 overall and as the No. 24 forward by ESPN HoopGurlz...Attended USA Basketball U16 trials in Colorado Springs.

**Personal:** The daughter of Suzanne and Anthony Fioravanti...Majoring in elementary education with a minor in autism studies.

CAREER HIGHS AT SAINT JOSEPH'S	
Points	18, vs. Iona, 12/17/15
Field Goals	8, vs. Iona, 12/17/15
Field Goal Attempts	12, vs. Temple, 11/11/16
3-Pt Field Goals	N/A
3-Pt Field Goal Attempts	N/A
Free Throws	7, vs. NJIT, 12/13/16
Free Throw Attempts	8, 3x, last vs. NJIT, 12/13/16
Offensive Rebounds	6, vs. George Washington, 1/3/16
Defensive Rebounds	10, vs. Penn, 12/8/15
Total Rebounds	11, vs. Penn, 12/8/15
Assists	6, vs. Massachusetts, 1/7/17
Blocks	3, 2x, last vs. James Madison, 12/28/16
Steals	4, vs. Rutgers, 11/13/15
Minutes	33, vs. Rutgers, 11/13/15

### Year-By-Year Career Statistics

YEAR	GP-GS	MIN-AVG	FG-A	FG%	3PT-A	3PT%	FT-A	FT%	OR	DR	REB	RPG	PF-D	AST	TO	BL	ST	PTS	PPG
13-14	8-0	32-4.0	6-10	.600	0-0	.000	0-2	.000	5	4	9	1.1	8-0	1	0	0	0	12	1.5
15-16	29-13	567-19.6	81-168	.482	0-0	.000	50-85	.588	47	107	154	5.3	70-2	33	55	14	15	212	7.3
16-17	19-12	384-20.2	53-133	.398	0-0	.000	33-49	.673	19	67	86	4.5	55-2	35	32	19	14	139	7.3
<b>Totals</b>	<b>56-25</b>	<b>983-17.6</b>	<b>140-311</b>	<b>.450</b>	<b>0-0</b>	<b>.000</b>	<b>83-136</b>	<b>.610</b>	<b>71</b>	<b>178</b>	<b>249</b>	<b>4.3</b>	<b>133-4</b>	<b>69</b>	<b>87</b>	<b>33</b>	<b>29</b>	<b>364</b>	<b>6.3</b>



# Adashia Franklyn

# #33

Junior • 6-1 • Forward

West Chester, Pa. / West Chester Bayard Rustin

*Serving as team co-captain...SJU single-game record holder for rebounds (25)...Seventh all-time in career blocked shots (83).*

**2016-17:** Set a new single-game record for rebounds with 25 at Richmond and added 13 points...Scored a career-best 20 points and added four assists and four rebounds against James Madison...Posted 10 points, four rebounds and a blocked shot against Temple...Finished with a then-career-high 18 points and added seven rebounds versus Bucknell...Had first career double-double at Iona, finishing with 10 points and 12 rebounds to go with three blocked shots, three steals and an assist...Tallied 11 points, seven boards and two blocked shots at Penn...Finished with six points and five rebounds versus BYU...Scored

15 points and had eight rebounds, three assists and two steals at New Mexico...Scored 14 points and added three blocked shots and two rebounds against Villanova...Matched her career-high with 18 points and grabbed six rebounds at Central Michigan...Added 10 points and six rebounds against NJIT...Finished with 10 points, six rebounds and a blocked shot at Drexel...Added five points and three rebounds against Hofstra...Grabbed nine rebounds and six points at George Washington...Had an 18-point, 11-rebound double-double against Massachusetts and added three blocks...Had a game-high nine rebounds and tallied 12 points and two blocked shots against VCU...Posted 10-points, 11-rebound double-double at La Salle...Finished with 13 rebounds, eight points and four blocked shots versus Fordham...Tallied 14 points at Dayton.

**2015-16:** Played in all 29 games and started 11 contests...Averaged 4.3 points and 3.7 rebounds per game...Ranked second on the team in blocked shots (22)...Had a then career-high 14 points and added five rebounds in win over UMBC...Scored 13 points, grabbed five rebounds and had three blocked shots against Saint Louis...Finished with eight points and four rebounds versus Notre Dame...Added eight points and a pair of assists against Drexel...Scored six points and had two rebounds against Rutgers...Tallied nine points and added five rebounds, an assist, a steal and a block at Massachusetts...Added 10 rebounds, seven points, two blocks and an assist at VCU...Scored nine points and had six rebounds at George Mason...Named to both the Atlantic 10 Commissioner's Honor Roll and the SJU Athletic Director's Honor Roll.

**2014-15:** One of just three Hawks to play in all 30 games and only rookie to do so...Made two starts...Led the team in blocked shots (32)...Ranked 11th in the Atlantic 10 and 225th nationally in blocks per game (1.07)...Finished as team's top rebounder four times...Scored a season-high eight points and seven rebounds and a blocked shot in Atlantic 10 Tournament win over George Mason...Had a season-best 11 rebounds to go with seven points and four blocked shots versus St. Francis Brooklyn...Added seven points, six rebounds and a steal in win over VCU...Grabbed 10 rebounds, five points and a blocked shot against St. Bonaventure...Finished with six points, five rebounds, three steals and two blocked shots versus Massachusetts...Had two points, five rebounds and a block at Rhode Island...Member of the SJU Athletic Director's Honor Roll.

**High School:** Ranked 73rd among senior forwards according to ESPN HoopGurlz...Named the *West Chester Daily Local* Girls' Basketball Player of the Year as a junior and senior...Named to 2014 Sports Writers of Pennsylvania All-State Basketball Team ...Averaged 15 points and 13 rebounds per game during senior year and capped her career with 1,330 points...A two-time *Daily Local News* All-Area Team and Ches-Mont All-District Team selection...Led West Chester Bayard Rustin to the 2012-13 Ches-Mont District Championship for the first time in program history...Scored 22 points and grab 20 rebound in the PIAA State Quarterfinals...Averaged 15.0 points, 12.0 rebounds and 4.0 blocks per game as a junior...Named the 2012-13 *Daily Local News* Player of the Year...Served as team captain as a senior and was a four-year letterwinner...Received the 2013 International Student Athlete Academy-Lady Gryphons Award...Led her team to the 2012 U-15 AAU Nike National Championship...Also lettered in volleyball and track and field...Three-time All-Ches-Mont in volleyball, served as team captain as a senior...Two-year letterwinner in track and field...Holds the Rustin record for long jump (17'4")...Claimed Ches-Mont 2013 District title in shot put...All-Pennsylvania State qualifier in shot put and discus in 2012 and 2013...Competed in shot put at the 2013 Penn Relays...Recipient of the 2014 Golden Knights with Pride Principal Award...Member of the National Honor Society and French National Honor Society...Honor Roll Student...Member of the Rustin Concert Band.

**Personal:** Daughter of Marilyn Stephens-Franklyn...Her mother was a Kodak All-American at Temple and an inductee into the Big 5 Hall of Fame and the Temple Athletic Hall of Fame and had her number retired by Temple...Double major in sports marketing and communications.

CAREER HIGHS	
Points	20, vs. James Madison, 12/28/16
Field Goals	9, vs. James Madison, 12/28/16
Field Goal Attempts	17, at Richmond, 12/31/16
3-Pt Field Goals	N/A
3-Pt Field Goal Attempts	1, at Rhode Island, 2/11/15
Free Throws	6, vs. Massachusetts, 1/7/17
Free Throw Attempts	8, vs. Massachusetts, 1/7/17
Offensive Rebounds	12, at Richmond, 12/31/16
Defensive Rebounds	13, at Richmond, 12/31/16
Total Rebounds	25, at Richmond, 12/31/16
Assists	4, vs. James Madison, 12/28/16
Blocks	4, 3c, last vs. Fordham, 1/18/17
Steals	3, 2x, last at Iona, 11/16/16
Minutes	42, at Dayton, 1/21/17

### Year-By-Year Career Statistics

YEAR	GP-GS	MIN-AVG	FG-A	FG%	3PT-A	3PT%	FT-A	FT%	OR	DR	REB	RPG	PF-D	AST	TO	BL	ST	PTS	PPG
14-15	30-2	484-16.1	41-103	.398	0-1	.000	14-51	.275	53	77	130	4.3	61-0	5	25	32	12	96	3.2
15-16	29-11	454-15.7	44-125	.352	0-0	.000	38-60	.633	42	64	106	3.7	59-1	8	39	22	8	126	4.3
16-17	19-19	573-30.2	93-187	.497	0-0	.000	42-67	.627	63	89	152	8.0	42-2	18	51	29	13	228	12.0
<b>Totals</b>	<b>78-32</b>	<b>1511-19.4</b>	<b>178-405</b>	<b>.439</b>	<b>0-1</b>	<b>.000</b>	<b>94-178</b>	<b>.529</b>	<b>158</b>	<b>230</b>	<b>388</b>	<b>4.9</b>	<b>162-3</b>	<b>31</b>	<b>113</b>	<b>83</b>	<b>33</b>	<b>450</b>	<b>5.8</b>



# Jaryn Garner

# #31

Senior • 5-7 • Guard

Sewell, N.J. / Germantown Academy (Pa.) / Virginia

**2016-17:** Posted four points, two assist and a rebound in SJU debut versus Temple...Tallied 10 points to go with three rebounds, two assists and a steal against Bucknell...Finished with six points, three rebounds and a steal at Iona...Had a team-high four assists to go with five points versus Penn...Scored a career-high 11 points to go with four assists, two rebounds and two steals versus BYU...Added three points in a start at New Mexico...Scored seven points and had three rebounds, three assists and a steal...Scored five points and had four assists and two rebounds at Central Michigan...Had an assist and blocked shot versus Drexel...Handed out two assists and had a pair of rebounds against Hofstra...Scored two points and had two rebounds versus James Madison...Finished with six points, four assists, three rebounds and two steals at George Washington...Grabbed two rebounds against Massachusetts...Added two rebounds versus VCU...Had three points, three assists and three rebounds at La Salle...Scored four points versus Fordham...Handed out three assists at Dayton.

**2012-14 (Virginia):** Appeared in 42 games...1.6 points and 1.0 rebounds per game...Made collegiate debut versus James Madison...Had a season-best 10-points versus Wake Forest as a freshman, adding four rebounds and two steals...Tallied eight points and grabbed three rebounds as a sophomore versus Florida Gulf Coast.

**High School:** A three-star recruit by ESPN HoopGurlz, earned McDonald's All-American nomination... Twice named to the All-Inter-Ac First Team...All-State honoree as a senior and finished in program's top-10 for career steals...Averaged 12 points and 6.0 rebounds per game.

**Personal:** Daughter of Tracy and Dale Garner...Her father is a member of the Albion College Hall of Fame after a standout career in track and field...Majoring in health administration.

### CAREER HIGHS AT SAINT JOSEPH'S

Points	11, vs. BYU, 11/25/16
Field Goals	4, vs. BYU, 11/25/16
Field Goal Attempts	9, vs. Bucknell, 11/13/16
3-Pt Field Goals	1, vs. Bucknell, 11/13/16
3-Pt Field Goal Attempts	2, vs. Bucknell, 11/13/16
Free Throws	3, 3x, last vs. BYU, 11/25/16
Free Throw Attempts	6, vs. BYU, 11/25/16
Offensive Rebounds	1, 3x, last vs. NJIT, 12/13/16
Defensive Rebounds	4, vs. NJIT, 12/13/16
Total Rebounds	5, vs. NJIT, 12/13/16
Assists	4, 4x, last at George Washington, 1/4/17
Blocks	1, at Drexel, 12/18/16
Steals	2, 2x, last at George Washington, 1/4/17
Minutes	28, vs. Bucknell, 11/13/16

### Year-By-Year Career Statistics

YEAR	GP-GS	MIN-AVG	FG-A	FG%	3PT-A	3PT%	FT-A	FT%	OR	DR	REB	RPG	PF-D	AST	TO	BL	ST	PTS	PPG
12-13	20-0	167-8.4	15-44	.341	0-1	.000	18-25	.720	8	18	26	1.3	21-0	8	17	0	13	48	2.4
13-14	22-0	116-5.3	7-24	.292	1-3	.333	6-11	.545	8	9	17	0.8	17-0	3	12	1	12	21	1.0
16-17	19-2	345-18.2	27-76	.355	2-4	.500	15-23	.652	10	26	36	1.9	51-1	35	35	2	12	71	3.7
<b>Totals</b>	<b>61-2</b>	<b>628-10.3</b>	<b>49-144</b>	<b>.342</b>	<b>3-8</b>	<b>.375</b>	<b>39-59</b>	<b>.661</b>	<b>26</b>	<b>53</b>	<b>79</b>	<b>1.2</b>	<b>89-1</b>	<b>46</b>	<b>64</b>	<b>3</b>	<b>37</b>	<b>140</b>	<b>2.3</b>



# Jazmin Horne

# #20

Senior • 5-7 • Guard

Seattle, Wash. / Franklin / Eastern Arizona College

**2016-17:** Tallied three points and added an assist and steal at Richmond...Added a rebound in season-opener against Temple...Had a steal in nine minutes of action at Iona...Played three minutes versus BYU...Added a blocked shot at New Mexico...Grabbed a rebound in win over NJIT...Handed out an assist versus James Madison...Played four minutes at George Washington...Handed out an assist in win over Massachusetts.

**2015-16:** Played in 18 games, making one start...Had a season-high seven points and added four assists versus UMBC...Scored two points and had an assist in SJU debut against Rutgers...Finished with four assists against Seton Hall...Tallied three points and had two rebounds at Hofstra...Added two points, a rebound and an assist versus Davidson...Had two points, a rebound and an assist in win over Rhode Island.

**2013-15 (Eastern Arizona College):** Two-year starter...Led the Gila Monsters to a pair of NJCAA National Tournament appearances...Started all 32 games as a sophomore, averaging 10.8 points, 2.3 rebounds and 2.0 assist per game en route to earning First Team All-Region and First Team All-Conference honors...As a freshman, played in 30 games, including one start...Averaged 2.5 points and 1.1 rebounds per game, while playing 8.7 minutes per contest.

**High School:** A standout at Franklin High School...Four-year starter...As a senior, selected to the Queens of the Hardwood All-Star game.

**Personal:** Daughter of Summer and David Horne...Majoring in marketing.

### CAREER HIGHS AT SAINT JOSEPH'S

Points	7, vs. UMBC, 12/28/15
Field Goals	2, vs. UMBC, 12/28/15
Field Goal Attempts	5, vs. UMBC, 12/28/15
3-Pt Field Goals	1, 2x, last at Richmond, 12/31/16
3-Pt Field Goal Attempts	2, 3x, last at Richmond, 12/31/16
Free Throws	3, at Hofstra, 12/5/15
Free Throw Attempts	4, at Hofstra, 12/5/15
Offensive Rebounds	1, 3x, last vs. Davidson, 2/24/16
Defensive Rebounds	1, 7x, last vs. NJIT, 12/13/16
Total Rebounds	2, at Hofstra, 12/5/15
Assists	4, 2x, last vs. UMBC, 12/28/15
Blocks	1, at New Mexico, 11/26/16
Steals	1, 5x, last at Richmond, 12/31/16
Minutes	21, vs. UMBC, 12/28/15

### Year-By-Year Career Statistics

YEAR	GP-GS	MIN-AVG	FG-A	FG%	3PT-A	3PT%	FT-A	FT%	OR	DR	REB	RPG	PF-D	AST	TO	BL	ST	PTS	PPG
13-14	30-1	260-8.7	25-92	.272	6-33	.182	20-38	.526	12	20	32	1.1	37-0	18	50	0	13	76	2.5
14-15	32-32	588-18.4	100-291	.344	39-118	.331	107-136	.787	17	55	72	2.3	65-0	63	66	1	28	346	10.8
15-16	18-1	131-7.3	3-18	.167	1-6	.167	9-13	.692	3	5	8	0.4	21-0	17	12	0	3	16	0.9
16-17	9-0	70-7.8	1-11	.091	1-6	.167	0-0	.000	0	2	2	0.2	12-0	3	6	1	2	3	0.3
<b>Totals</b>	<b>89-34</b>	<b>1049-11.8</b>	<b>129-423</b>	<b>.315</b>	<b>47-163</b>	<b>.290</b>	<b>136-187</b>	<b>.727</b>	<b>32</b>	<b>82</b>	<b>114</b>	<b>1.2</b>	<b>137-0</b>	<b>101</b>	<b>134</b>	<b>2</b>	<b>47</b>	<b>441</b>	<b>4.9</b>





# Alyssa Monaghan

# #12

Sophomore • 5-5 • Guard

Drexel Hill, Pa. / Bonner-Prendergast

*Appeared in 48 consecutive games.*

**2016-17:** Scored a career-high 20 points and added three rebounds at Central Michigan...Posted a team-high 15 points and added two assists, two steals and a rebound against Temple...Tallied 12 points and had three assists, a steal and a rebound versus Bucknell...Finished with nine points, five rebounds and four assists at Iona...Finished with three points, two steals, an assists and a rebound at Penn...Finished with nine points, three rebounds and two assists versus BYU...Scored 10 points and had five assists and two rebounds at New Mexico...Finished with five points, two rebounds a steal and assist against Villanova...Tallied seven points in win over NJIT...Had 10 points, three assists and two rebounds versus

Drexel...Finished with 17 points and three assists against Hofstra...Tallied 13 points and grabbed four rebounds versus James Madison...Scored a game-high 18 points and grabbed four rebounds at Richmond...Scored eight points and grabbed five rebounds at George Washington...Finished with 12 points, two assists and two rebounds against Massachusetts...Had a game-high 17 points and three rebounds in win over VCU...Netted 10 points and had four assists, four rebounds and two steals at La Salle...Tallied seven points and added two rebounds against Fordham...Added 11 points, three assists and three rebounds at Dayton.

**2015-16:** Lone newcomer to appear in all 29 games...Made 26 starts...Averaged 5.7 points and 2.4 rebounds per game...Led all guards in assists with 63...Named Atlantic 10 Rookie of the Week once (1/11/16)...Scored a season-best 16 points and had three assists at Hofstra...Had 14 points, two assists, a rebound and a steal at VCU...Added 12 points in victory over UMBC...Had a season-best five assists and added five points versus Rutgers...Finished with nine points in win over Penn...Scored nine points and had five assists and three rebounds at Massachusetts...Tallied 11 points and had three assists versus Rhode Island...Grabbed a career-best seven rebounds to go with six assists and seven points versus Davidson...Finished with 11 points in win over Rhode Island...Named to the SJU Athletic Director's Honor Roll.

**High School:** Two-time Philadelphia Catholic League MVP...As a senior, averaged 18.2 points and 4.5 assists per game and helped Bonner-Prendergast to its first PIAA Tournament victory in program history...Named the 2014-15 *Daily Times* Player of the Year and selected the to the Associated Press All-State Team...Set the team's record for career points with 1,440 as she passed current SJU assistant coach Stephanie McCaffrey's mark of 1,429...Three-time All-Catholic League and All-Delco honoree...Named Catholic League MVP as a sophomore and was runner-up as a junior.

**Personal:** Daughter of Maria and Ed Monaghan...Majoring in elementary education.

### CAREER HIGHS

Points	20, at Central Michigan, 12/9/16
Field Goals	7, at Richmond, 12/31/16
Field Goals Attempts	23, at Richmond, 12/31/16
3-Pt Field Goals	5, at Central Michigan, 12/9/16
3-Pt Field Goals Attempts	12, vs. Hofstra, 12/22/16
Free Throws	3, 3x, last at Richmond, 12/31/16
Free Throws Attempts	4, 3x, last at Richmond, 12/31/16
Offensive Rebounds	1, 12, last at George Washington, 1/4/17
Defensive Rebounds	7, vs. Davidson, 2/24/16
Total Rebounds	7, 2x, last vs. Davidson, 2/24/16
Assists	7, vs. Richmond, 3/3/16
Blocks	N/A
Steals	2, 3x, last at Penn, 11/22/16
Minutes	40, at Central Michigan, 12/9/16

### Year-By-Year Career Statistics

YEAR	GP-GS	MIN-AVG	FG-A	FG%	3PT-A	3PT%	FT-A	FT%	OR	DR	REB	RPG	PF-D	AST	TO	BL	ST	PTS	PPG
15-16	29-26	794-27.4	57-156	.365	33-92	.359	17-21	.810	9	62	71	2.4	40-0	63	44	0	19	164	5.7
16-17	19-18	640-33.7	72-199	.362	39-114	.342	30-41	.732	6	42	48	2.5	29-0	38	20	0	16	213	11.2
<b>Totals</b>	<b>48-44</b>	<b>1434-29.9</b>	<b>129-356</b>	<b>.362</b>	<b>72-206</b>	<b>.350</b>	<b>47-62</b>	<b>.758</b>	<b>15</b>	<b>104</b>	<b>119</b>	<b>2.5</b>	<b>69-0</b>	<b>101</b>	<b>64</b>	<b>0</b>	<b>35</b>	<b>377</b>	<b>7.9</b>



# Mackenzie Rule

# #2

Senior • 5-6 • Guard  
West Chester, Pa. / Cardinal O'Hara

*Serving as team co-captain.*

**2016-17:** Finished with a season-best six points, three assists and three rebounds at Central Michigan...Scored five points and had six rebounds, three assists and two steals against Hofstra...Had a then season-high five points to go with a career-high five assists at Iona...Handed out two assists and had a rebound against Temple...Added an assist versus Bucknell...Finished with four points, two rebounds and an assist in first career start at Penn...Had three assists and a steal against Villanova...Had a game-high four steals and added three assists and two rebounds in win over NJIT...Handed out a game-high four assists and had two rebounds at Drexel...Scored four points and had four rebounds and four assists against James Madison...Added a rebound, assist and steal at Richmond...Grabbed three rebounds and had one assist and one steal at George Washington...Scored five points and had four assists, two steals and two rebounds in win over Massachusetts...Tallied two points and two steals in win over VCU...Had five points and a rebound in win at La Salle...Added three assists and two rebounds versus Fordham...Handed out three assists at Dayton.

**2015-16:** Played in 15 games, averaging 6.3 minutes per game to go with 1.1 points...Member of the Atlantic 10 Commissioner's Honor Roll and SJU Athletic Director's Honor Roll...Tallied three points against Seton Hall...Scored two points and matched her career-high with two assist versus Saint Louis...Scored four points and added a rebound in win over Davidson...Had three points and an assist in win over UMBC...Handed out an assist at Lehigh...Added an assist against Notre Dame...Scored a point and had a career-best three steals to go with an assist at St. Bonaventure...Added four points and a rebound against Davidson.

**2014-15:** Named the team's Patricia Ryan Unsung Hero Award recipient and Scholar-Athlete Award winner...Appeared in a career-best 23 games...Scored a career-high nine points at Duquesne on 3-of-3 shooting from three-point range, and added two rebounds and two assists...Finished with six points and had two assists and a rebound in Atlantic 10 Tournament win over George Mason...Tallied first collegiate points versus Lehigh, scoring three points to go with three rebounds, an assist and a steal...Had three points and a rebound in win over Richmond...Added two points in victory against St. Bonaventure...Member of the Atlantic 10 Commissioner's Honor Roll and SJU Athletic Director's Honor Roll.

**2013-14:** Appeared in four games...Had an assist in collegiate debut versus Hofstra...Grabbed a rebound in wins over Rhode Island and George Mason (3/6)...Recorded a steal in victory at Massachusetts.

**High School:** Four-year All-Catholic honoree...All-Delco selection as a junior and senior...Served as team captain as a junior and a senior...Named to the All-Southern Pennsylvania team as a sophomore.

**Personal:** Daughter of Genie Rule...Majoring in finance.

CAREER HIGHS	
Points	9, at Duquesne, 1/18/15
Field Goals	3, at Duquesne, 1/18/15
Field Goal Attempts	6, at Iona, 11/16/16
3-Pt Field Goals	3, at Duquesne, 1/18/15
3-Pt Field Goal Attempts	3, 2x, last at Iona, 11/16/16
Free Throws	4, vs. Davidson, 2/24/16
Free Throw Attempts	4, 3x, last at La Salle, 1/14/17
Offensive Rebounds	2, vs. Hofstra, 12/22/16
Defensive Rebounds	4, 2x, last vs. Hofstra, 12/22/16
Total Rebounds	6, vs. Hofstra, 12/22/16
Assists	5, at Iona, 11/16/16
Blocks	N/A
Steals	4, vs. NJIT, 12/13/16
Minutes	34, 2x, last vs. Hofstra, 12/22/16

### Year-By-Year Career Statistics

YEAR	GP-GS	MIN-AVG	FG-A	FG%	3PT-A	3PT%	FT-A	FT%	OR	DR	REB	RPG	PF-D	AST	TO	BL	ST	PTS	PPG
13-14	4-0	10-2.5	0-3	.000	0-2	.000	0-0	.000	0	2	2	0.5	1-0	1	1	0	1	0	0.0
14-15	23-0	166-7.2	8-19	.421	6-14	.429	1-2	.500	3	14	17	0.7	19-0	9	6	0	4	23	1.0
15-16	15-0	94-6.3	4-11	.364	3-7	.429	6-10	.600	1	2	3	0.2	13-1	6	4	0	4	17	1.1
16-17	19-15	439-23.1	13-42	.310	7-21	.333	8-12	.667	7	29	36	1.9	36-1	46	21	0	14	41	2.2
<b>Totals</b>	<b>61-15</b>	<b>703-11.5</b>	<b>25-74</b>	<b>.337</b>	<b>16-43</b>	<b>.372</b>	<b>15-24</b>	<b>.625</b>	<b>11</b>	<b>47</b>	<b>58</b>	<b>0.9</b>	<b>69-2</b>	<b>62</b>	<b>32</b>	<b>0</b>	<b>23</b>	<b>81</b>	<b>1.4</b>



# Sarah Veilleux

# #30

Sophomore • 6-0 • Guard/Forward  
Hebron, Conn. / RHAM

**2016-17:** Led SJU with a career-best 19 points and had four rebounds, an assist and blocked shot in win over NJIT...Posted a then career-best 17 points and added six rebounds, three blocked shots and two steal at New Mexico...Finished with a then career-best 15 points and seven rebounds and added two assists and a blocked shot in first career start at Penn...Scored a then career-high 14 points and added seven rebounds and three steals at Iona...Tallied three points and had two assists, two rebounds and a steal versus Bucknell...Added four points and two rebounds against Temple...Finished with five rebounds and three assists versus BYU...Scored five points and had five rebounds, three assists and a steal against Villanova...Played a career-high 40 minutes at Central Michigan and finished with eight points, five rebounds and three assists...Grabbed 10 rebounds and added eight points, two assists and two

steals at Drexel...Added 10 points and six rebounds against James Madison...Finished with nine points, three rebounds and two assists against VCU...Scored a game-high 18 points on a perfect shooting performance at La Salle, going 7-for-7 from the field, including 3-for-3 from three-point range and 1-of-1 from the foul line...Added eight points, four rebounds and two blocked shots against Fordham...Scored 11 points and had five rebounds and two assists at Dayton.

**2015-16** Earned the team's Reverend Emory Ross Academic Excellence Award...Member of the SJU Athletic Director's Honor Roll and Atlantic 10 Commissioner's Honor Roll...Appeared in 21 games, averaging 3.5 points and 1.8 rebounds over 12.4 minutes per game...Had a then career-best 10 points to go with a rebound, assist and blocked shot against Davidson...Scored eight points to go with three rebounds and two assists versus Rhode Island...Had a then-career-high seven points versus Notre Dame... Scored five points and had five rebounds in season debut against Drexel...Added six points and a pair of assists versus UMBC...Tallied six points and had four rebounds at St. Bonaventure...Added five points and two rebounds against Rhode Island.

**2014-15:** Recipient of the Team's Academic Award...Averaged 2.8 points and 1.3 rebounds per game over four contests...Missed a majority of the season due to injury...Had a season-best six points on 2-of-2 shooting from three-point range versus Temple...Added five points and four rebounds against Drexel...Grabbed a rebound versus Liberty...Played three minutes in collegiate debut at Rutgers...Member of the Atlantic 10 Commissioner's Honor Roll and SJU Athletic Director's Honor Roll.

**High School:** A four-time All-Conference selection...Two-time Connecticut High School Coaches Association First Team All-State honoree...2014 Parade All-American...Set the RHAM all-time basketball scoring record with 2,079 points...Selected the 2012-13 Gatorade High School Women's Basketball Player of the Year for Connecticut and the New Haven Register Player of the Year...Ranked 25th nationally by ESPN HoopGurlz among her position and 47th overall by Collegiate Girls Basketball Report...Competed for the CT Cobras in AAU competition...Also lettered in volleyball, starting all four years...Named 2013-14 Gatorade Volleyball Player of the Year for Connecticut...Helped her team to Class L State title as a senior and was named MVP of the tournament...Earned All-State honors three times.

**Personal:** Daughter of Michelle Carlson and Glenn Veilleux...Majoring in finance.

CAREER HIGHS	
Points	19, vs. NJIT, 12/13/16
Field Goals	7, 2x, last at La Salle, 1/14/17
Field Goal Attempts	12, at New Mexico, 11/26/16
3-Pt Field Goals	5, vs. NJIT, 12/13/16
3-Pt Field Goal Attempts	9, vs. NJIT, 12/13/16
Free Throws	4, vs. VCU, 1/11/17
Free Throw Attempts	4, 2x, last vs. VCU, 1/11/17
Offensive Rebounds	3, at Drexel, 12/18/16
Defensive Rebounds	7, at Drexel, 12/18/16
Total Rebounds	10, at Drexel, 12/18/16
Assists	3, 3x, last at La Salle, 1/14/17
Blocks	3, at New Mexico, 11/26/16
Steals	3, at Iona, 11/16/16
Minutes	40, at Central Michigan, 12/9/16

### Year-By-Year Career Statistics

YEAR	GP-GS	MIN-AVG	FG-A	FG%	3PT-A	3PT%	FT-A	FT%	OR	DR	REB	RPG	PF-D	AST	TO	BL	ST	PTS	PPG
14-15	4-0	34-8.5	3-10	.300	3-8	.375	2-2	1.000	1	4	5	1.3	1-0	0	0	0	0	11	2.8
15-16	21-0	261-12.4	26-66	.394	11-36	.306	11-13	.846	10	27	37	1.8	33-0	18	9	7	6	74	3.5
16-17	15-8	410-27.3	51-113	.451	25-59	.424	23-25	.920	20	50	70	4.7	39-2	27	15	9	12	150	10.0
<b>Totals</b>	<b>40-8</b>	<b>745-18.6</b>	<b>80-189</b>	<b>.423</b>	<b>39-103</b>	<b>.378</b>	<b>36-40</b>	<b>.900</b>	<b>31</b>	<b>81</b>	<b>112</b>	<b>2.8</b>	<b>73-2</b>	<b>45</b>	<b>24</b>	<b>16</b>	<b>18</b>	<b>234</b>	<b>5.9</b>



# Chelsea Woods

# #32

Junior • 6-0 • Guard/Forward  
Philadelphia, Pa. / Freire Charter

*Atlantic 10 Preseason All-Conference Third Team selection...22nd All-time in career rebounds (469).*

**2016-17:** Named to the All-Tournament Team at the University of New Mexico Thanksgiving Tournament...Co-Big 5 Player of the Week (11/28)...Scored a career-best 24 points and added 10 rebounds and three assists in win over New Mexico...Tallied 17 points, 12 rebounds, two steals and two assists against Villanova...Finished with 11 points and three rebounds versus BYU...Had a team-high four assists and seven rebounds to go with 11 points versus Temple...Finished with 15 points, six rebounds, three assists and a career-high six steals against Bucknell...Scored 12 points and added seven rebounds, four assists and three steals at Iona...Added 10 points, four rebounds and three assists at Penn...Had 12 points, six

rebounds and a team-high four assists at Central Michigan...Had a team-best 12 rebounds and five assists and added eight points and three steals in win over NJIT...Tallied a team-high 14 points and added eight rebounds, two assists and two steals against Drexel...Posted a team-high 20 points and eight rebounds against Hofstra...Scored 10 points and had two assists and two rebounds versus Massachusetts...Scored 10 points and had three assists against VCU...Posted 17 points, nine rebounds and a game-high five assists and four steals at La Salle...Had a team-high 14 points and added nine rebounds and three steals against Fordham.

**2015-16:** Named Philadelphia Big 5's Most Improved Player...Received SJU's Most Improved Player award...Played in all 29 games, making 18 starts...Finished the season second on the team in rebounding (6.9 rpg) and third in scoring (9.6 ppg)...Ranked second in the Atlantic 10 in field goal percentage (.523)...Posted a team-best five double-doubles and led the Hawks in rebounding 17 times and scoring five times...Had a career-best 23 points to go with six rebounds versus Davidson...Grabbed a career-high 17 rebounds to go with 16 points versus Rhode Island...Scored a then career-best 20 points and added 12 rebounds in win at Temple...Tallied 20 points and had nine rebounds against Saint Louis...Matched SJU record for offensive rebounds in the Hawk Classic (seven), finishing with 13 boards and 14 points versus UMBC...Tallied 10 points and had three rebounds against Rutgers...Grabbed 10 rebounds and had five points versus Iona...Added 11 rebounds and had eight points at Lehigh...Had a 12-point, 11-rebound double-double in win versus Richmond...Finished with 10 points, 10 rebounds an assist and a steal at St. Bonaventure...Tallied 11 points, 10 rebounds and had a career-best five assists to go with three steals versus Rhode Island...Had an 14 points, 11 rebound double-double at Dayton.

**2014-15:** Led all SJU rookies in points (113), rebounds (151) and steals (20)...Appeared in 29 of 30 games and earned nine starts...Finished as team's leading rebounder 12 times...Scored a season-best 12 points and added four rebounds and a steal versus Lehigh...Tallied 10 points, seven rebounds and two steals in win over George Mason...Added a game-high 12 rebounds to go with nine points in Atlantic 10 Tournament win over George Mason...Grabbed a season-best 14 rebounds and had seven points, an assist, a block and a steal versus Massachusetts...Added 11 rebounds to go with four points in win over VCU...Scored 10 points and had eight rebounds versus Quinnipiac...Had five rebounds, four points and an assist at Notre Dame in first career start...Finished with a rebound in collegiate debut at Rutgers.

**High School:** Four-year letterwinner, guided Freire Charter to the Philadelphia Public League Quarterfinals and PIAA State Tournament appearances every season...Finished her career as the all-time leading scorer in program history with 2,031 points...As a senior, ranked 11th nationally in scoring and received the Phoenix Award as the best female player in the Philadelphia Public League...Led Southeastern Pennsylvania in scoring as a junior, averaging 22.8 points and 11 rebounds per game...Averaged 18.2 points and 14.0 rebounds per contest as a sophomore...As a freshman, averaged 17.5 points and 16.0 rebounds per game...Ranked 58th for her position by ESPN HoopGurlz's Class of 2014 recruits...Starred for her AAU Team, the Philly Freedom Stars, leading the team to the 2011 U-14 All-Gym Rats Championship and garnering All-Tournament Challenge Team honors in 2010.

**Personal:** Daughter of Michele Willis and Stanley Woods...Majoring in communication studies.

CAREER HIGHS	
Points	.....24, at New Mexico, 11/26/16
Field Goals	.....9, 3x, last vs. Hofstra, 12/22/16
Field Goal Attempts	.....19, at Iona, 11/16/16
3-Pt Field Goals	.....N/A
3-Pt Field Goal Attempts	.....2, vs. Bucknell, 11/13/16
Free Throws	.....8, vs. George Mason, 2/18/15
Free Throw Attempts	.....9, vs. George Mason, 2/18/15
Offensive Rebounds	.....9, vs. Massachusetts, 1/10/15
Defensive Rebounds	.....9, 5x, last vs. Villanova, 12/3/16
Total Rebounds	.....17, vs. Rhode Island, 3/3/16
Assists	.....5, 3x, last at La Salle, 1/14/17
Blocks	.....2, at Rhode Island, 2/11/15
Steals	.....6, vs. Bucknell, 11/13/16
Minutes	.....33, 2x, last vs. Rhode Island, 2/20/16

### Year-By-Year Career Statistics

YEAR	GP-GS	MIN-AVG	FG-A	FG%	3PT-A	3PT%	FT-A	FT%	OR	DR	REB	RPG	PF-D	AST	TO	BL	ST	PTS	PPG
14-15	29-9	501-17.3	39-98	.398	0-1	.000	35-49	.714	62	89	151	5.2	56-1	11	22	6	20	113	3.9
15-16	29-18	692-23.9	104-199	.523	0-0	.000	70-93	.753	81	120	201	6.9	72-2	36	47	4	32	278	9.6
16-17	16-11	409-25.6	83-187	.444	0-2	.000	53-64	.828	37	80	117	7.3	52-2	44	37	0	28	219	13.7
<b>Totals</b>	<b>74-38</b>	<b>1602-21.6</b>	<b>226-484</b>	<b>.467</b>	<b>0-3</b>	<b>.000</b>	<b>158-206</b>	<b>.767</b>	<b>180</b>	<b>309</b>	<b>469</b>	<b>6.3</b>	<b>180-5</b>	<b>91</b>	<b>99</b>	<b>10</b>	<b>80</b>	<b>610</b>	<b>8.2</b>



# Nailah Delinois

# #3

Freshman • 5-9 • Guard  
Sunrise, Fla. / Northeast

**High School:** A three-time 7A All-State Honorable Mention by the *Sun Sentinel* and *Miami Herald*... Helped Northeast High School to the Class 6A State title game as a senior...Led Broward County in scoring as a junior, averaging 15.5 points per game to go along with 5.0 rebounds and 4.5 assists...Ranked 75th nationally among guards according to ESPN's HoopGurlz...Four-year captain led Northeast High School to its first 7A District title in team history in 2013-14...Led her team to a 67-30 mark over her four seasons.

**Personal:** Daughter of Marie Delinois...Majoring in chemical biology.



# Whisper Fisher

# #23

Sophomore • 6-2 • Forward  
Owings Mills, Md. / Owings Mills / Loyola Chicago

*Sitting out 2016-17 season due to NCAA transfer rules.*

**2015-16 (at Loyola Chicago):** Appeared in 21 games...Averaged 0.5 points and 0.8 rebounds per game...Tallied first collegiate points versus Georgia Tech...Had a season-high six rebounds and four blocked shots against Western Michigan.

**High School:** Named to both the All-County and All-Division First Team after averaging 18.6 points and 10.0 rebounds per game as a senior at Owings Mills...Selected a Maryland Public Secondary Schools Athletic Association (MPSSAA) All-Academic Team honoree...Competed for the Maryland Lady Shooting

Stars club team.

**Personal:** Daughter of Pattresa and Matthew Fisher...Majoring in marketing.

### Year-By-Year Career Statistics

YEAR	GP-GS	MIN-AVG	FG-A	FG%	3PT-A	3PT%	FT-A	FT%	OR	DR	REB	RPG	PF-D	AST	TO	BL	ST	PTS	PPG
15-16	21-0	86-4.1	3-5	.600	0-0	.000	5-8	.625	6	10	16	0.8	7-0	1	9	7	3	11	0.5



Team Superlatives

Table with 5 columns: CATEGORY, SAINT JOSEPH'S HIGH, SAINT JOSEPH'S LOW, OPPONENT'S HIGH, OPPONENTS' LOW. Lists various basketball statistics such as Total Points, Field Goals, and Rebounds.

Individual Superlatives

Table with 3 columns: CATEGORY, SAINT JOSEPH'S MOST, OPPONENT'S MOST. Lists individual player achievements for various categories like Points, Field Goals, and Rebounds.

\* - Minimum of five attempts; # - Minimum of three attempts





**GAME-BY-GAME RESULTS**

DATE	OPPONENT	SCORE	W/L	ATT	HIGH POINTS	HIGH REBOUNDS	HIGH ASSISTS	HIGH STEALS
Nov. 11	# Temple	70-86	L	934	Monaghan .....15	Woods .....7	Woods .....4	Monaghan .....2
Nov. 13	Bucknell	61-64	L	743	Franklyn .....18	Franklyn .....7	Baisden .....4	Woods .....6
Nov. 16	at Iona	57-58	L	777	Veilleux.....14	Franklyn .....12	Rule .....5	Three tied at .....3
Nov. 22	# at Penn	57-53	W	503	Veilleux.....15	Franklyn/Veilleux .7	Garner .....4	Fioravanti/Monaghan .2
Nov. 25	^ vs. BYU	56-71	L	4,894	Fioravanti .....14	Three tied at ...5	Garner .....4	Garner .....2
Nov. 26	^ vs. New Mexico	79-67	W	3,592	Woods .....24	Woods .....10	Monaghan ...5	Franklyn/Veilleux ...2
Dec. 3	# Villanova	54-62	L	1,243	Woods .....17	Woods .....12	Four tied at ...3	Woods .....2
Dec. 9	at Central Michigan	71-73 OT	L	1,348	Monaghan .....20	Franklyn/Woods .6	Garner/Woods .4	Four tied at .....1
Dec. 13	NJIT	75-36	W	207	Veilleux.....19	Woods .....12	Woods .....5	Rule .....4
Dec. 18	at Drexel	49-60	L	895	Woods .....14	Veilleux .....10	Rule .....4	Veilleux/Woods ...2
Dec. 22	Hofstra	64-75	L	3,411	Woods .....20	Woods .....8	Monaghan/Rule .3	Rule .....2
Dec. 28	James Madison	72-85	L	923	Franklyn .....20	Fioravanti/Veilleux .6	Franklyn/Rule .4	Baisden/Garner ...1
Dec. 31	* at Richmond	52-70	L	564	Monaghan .....18	Franklyn .....25	Seven tied at .1	Clay .....2
Jan. 4	* at George Washington	44-53	L	766	Baisden .....12	Franklyn .....9	Garner .....4	Fioravanti/Garner ...2
Jan. 7	* Massachusetts	81-50	W	843	Baisden/ .....18	Franklyn .....11	Fioravanti ...6	Baisden/Rule .....2
					Franklyn			
Jan. 11	* VCU	64-58	W	1,462	Monaghan .....17	Franklyn .....9	Fioravanti ...5	Baisden/Rule .....2
Jan. 14	* at La Salle	75-55	W	307	Veilleux.....18	Franklyn .....11	Woods .....5	Woods .....4
Jan. 18	* Fordham	59-64 OT	L	2,146	Franklyn/ .....14	Woods .....11	Three tied at ...3	Three tied at .....1
					Woods			
Jan. 21	* at Dayton							
Jan. 25	* at Rhode Island							
Jan. 29	* St. Bonaventure							
Feb. 1	* Duquesne							
Feb. 5	* at Saint Louis							
Feb. 9	* at Fordham							
Feb. 12	*# La Salle							
Feb. 15	* at VCU							
Feb. 18	* Davidson							
Feb. 21	* George Mason							

# - Big 5 Game; \* - Atlantic 10 Game; % - University of New Mexico Thanksgiving Tournament

- GAMES AS HIGH SCORER:** Woods - 5, Franklyn - 4, Monaghan - 4, Veilleux - 4, Baisden -2, Fioravanti - 1
- GAMES AS HIGH REBOUNDER:** Franklyn - 11, Woods -7, Veilleux -4, Fioravanti - 1
- GAMES SCORING DOUBLE FIGURES:** Franklyn - 15, Woods - 14, Monaghan - 12, Veilleux - 7, Fioravanti - 5, Baisden - 3, Garner - 2,
- GAMES REBOUNDING DOUBLE FIGURES:** Franklyn - 4, Woods - 4, Veilleux - 1
- GAMES SCORING 20 OR MORE POINTS:** Franklyn - 1, Monaghan -1, Woods - 1
- GAMES POSTING A DOUBLE-DOUBLE:** Franklyn - 4, Woods - 3

**HAWKS BY THE NUMBERS**

4-5	at home	1-2	when committing more than 15 turnovers
3-6	on the road	2-2	when forcing more than 15 opponent turnovers
0-1	at a neutral site	5-10	when forcing 15 or fewer turnovers
2-4	in November	2-3	games decided by five points or fewer
1-6	in December	0-1	when scoring fewer than 50 points
4-2	in January	2-5	when scoring 50-59 points
0-0	in February	0-2	when scoring 60-69 points
0-0	in March	3-3	when scoring 70-79 points
6-4	when leading at halftime	1-0	When scoring 80 points or higher
1-8	when trailing at halftime		
0-0	when tied at halftime		

**MISCELLANEOUS STATS**

Largest Winning Margin	39 vs. NJIT, 12/13/16
Largest Lead in a Game	46, vs. Massachusetts, 1/7/17

**MARGIN OF VICTORY**

1-10	when opponent shoots 40% or higher	1 to 9 points:	3
6-2	when opponent shoots under 40%	10-19 points:	1
4-1	when making more free throws than the opponent	20 or more points:	3
6-10	when committing 15 or fewer turnovers		



# 2016-17 SAINT JOSEPH'S BASKETBALL NOTES - PAGE 25

## Game 1 • November 11, 2016 • Hagan Arena Temple - 86, Saint Joseph's - 70

## Game 2 • November 13, 2016 • Hagan Arena Bucknell - 64, Saint Joseph's - 61

Saint Joseph's fell to Big 5 rival Temple, 86-70, at Hagan Arena in a season-opening matchup. Sophomore guard **Alyssa Monaghan** led four Hawks in double figures with 15 points.

Saint Joseph's junior **Adashia Franklyn** had a career-high 18 points, but the Hawks fell to Bucknell, 64-61, at Hagan Arena.

The Hawks jumped out to an early lead as newcomer **Jaryn Garner** opened the scoring and senior classmate **Amanda Fioravanti** converted a three-point play to make it 5-2 in favor of the hosts.

Leading by as many as 15 points in the first half, Saint Joseph's saw its lead chipped away by the Bison. Down 59-58 with under 90 seconds, Bucknell used a 6-2 run to end the game and earn the win.

Temple answered as the veteran squad put together a 17-4 run over a five minute span to take a 19-9 advantage on a steal and layup by Feyonnda Fitzgerald with 2:43 to go in the quarter.

Junior guard/forward **Chelsea Woods** put the Hawks ahead 59-57 with 1:40 to play, but Claire DeBoer, Sune Swart and Kyi English combined to go 5-of-6 from the foul line over the next 1:23 to give Bucknell its biggest lead, 62-59.

Behind gritty play at both ends of the court, Saint Joseph's cut the Owls lead to 25-20 early in the second quarter on pair of free throws from junior **Adashia Franklyn**.

Woods cut the deficit to one, 62-61, with six seconds to go, but Kaitlyn Slagus buried a pair of free throws and the Bison's defense thwarted a game-tying three-pointer opportunity by the Hawks in the final seconds.

Using a 10-2 run, Temple countered to open a 35-22 lead and eventually pushed its lead to 50-35 at halftime.

Saint Joseph's would get no closer in the second half, despite outscoring the Owls 21-15 in the fourth quarter and holding them to just 3-of-15 shooting in the period.

### Temple 86 - 1-0, 1-0 Big 5

#	Player	Total			3-Ptr			Rebounds			PF	TP	A	T.O.	Blk	Stl	Min
		FG-FGA	FG-PCT	FT-FTA	Off	Def	Tot	Off	Def	Tot							
25	MAHIN, Saliya	1-1	0-0	0-0	0	0	0	2	2	0	0	3	0	0	0	9	
00	BUTTS, Aliya	4-11	1-3	3-4	0	1	1	1	12	2	2	0	4	3	0	33	
9	FITZGERALD, Feyonnda	5-8	1-1	5-5	0	4	4	5	16	5	1	0	2	2	0	28	
21	BERGER, Khadijah	0-3	0-0	0-0	2	0	2	2	0	2	2	0	0	0	0	20	
22	ATKINSON, Tanaya	7-15	0-1	10-13	3	4	7	2	24	0	4	0	2	3	0	38	
04	MCGINTYRE, Takora	0-1	0-0	0-0	0	0	0	1	0	0	0	0	0	1	5		
11	ATKINSON, Shannon	0-2	0-0	1-4	0	0	0	4	1	0	0	0	0	0	7		
19	SHERRILL, Ruth	0-0	0-0	1-2	0	1	1	1	1	0	0	0	0	0	5		
24	TAI'OR, Shantay	2-6	0-0	1-2	2	2	4	3	4	0	3	1	0	1	14		
32	FOUNTAIN, Donnazha	7-10	3-5	3-3	2	6	8	2	20	0	2	0	1	2	28		
44	BOLDUC, Montana	2-4	0-0	2-2	4	0	4	2	6	1	0	0	0	0	15		
	Team				4	1	5					1					
	Totals	28-61	5-10	25-34	17	19	36	25	88	10	15	4	10	200			

1st FG %: 6-15 40.0%	2nd 19-38 50.0%	3rd 9-13 69.2%	4th 9-15 60.0%	Game 29-61 47.7%	Rebounds 81
3FG %: 3-3 100%	3-3 100%	0-2 0.0%	0-2 0.0%	5-10 50.0%	
FT %: 9-13 69.2%	4-5 80.0%	3-3 100%	3-6 50.0%	25-34 73.5%	

### Saint Joseph's 70 - 0-1, 0-1 Big 5

#	Player	Total			3-Ptr			Rebounds			PF	TP	A	T.O.	Blk	Stl	Min
		FG-FGA	FG-PCT	FT-FTA	Off	Def	Tot	Off	Def	Tot							
33	WOODS, Chelsea	1-3	0-2	5-6	2	5	7	4	11	4	2	0	1	1	0	18	
33	FRANKLYN, Adashia	1-4	0-0	2-2	2	2	4	0	10	0	7	1	0	0	32		
34	FIORAVANTI, Amanda	1-12	0-0	6-8	3	2	5	4	14	0	2	2	0	0	27		
04	BAIRDEN, Kristalyn	3-9	1-4	0-1	1	0	1	2	7	0	0	1	0	0	38		
31	GARNER, Jaryn	2-4	0-0	0-0	1	0	1	5	4	2	3	0	0	0	18		
02	RUIZ, Mackenzie	0-0	0-0	0-0	1	0	1	2	0	0	0	0	0	11			
12	MONAGHAN, Alyssa	5-7	2-3	3-4	0	1	1	15	2	2	0	2	2	24			
20	HORNE, Jazmin	0-0	0-0	0-0	0	1	0	0	0	0	0	0	0	1			
30	VEILLEUX, Sarah	1-4	1-3	2-2	1	0	1	5	5	1	2	1	0	18			
35	CLAY, Michala	1-6	0-1	2-2	1	1	2	5	4	1	1	0	0	15			
	Team				5	4	9										
	Totals	23-64	4-13	20-25	17	16	33	28	70	12	19	5	3	200			

1st FG %: 6-15 40.0%	2nd 9-11 81.8%	3rd 8-16 50.0%	4th 9-13 69.2%	Game 29-64 45.3%	Rebounds 81
3FG %: 3-3 100%	0-1 0.0%	2-4 50.0%	1-2 50.0%	6-13 46.2%	
FT %: 9-13 69.2%	3-4 75.0%	3-3 100%	3-6 50.0%	20-25 80.0%	

Officials: Kevin Farrow, Sant Esno, Natasha Camy  
Technical fouls: Temple=None; Saint Joseph's=None  
Attendance: 934

Score by periods	1st	2nd	3rd	4th	Total
Temple	23	27	21	15	86
Saint Joseph's	15	20	14	21	70

Last FG - TEMPLE 1st 03:30, SJU 4th 00:00.  
Largest lead - TEMPLE by 59 4th-04:37, SJU by 15 2nd-07:58.  
TEMPLE led for 36:55, SJU led for 0:26. Game was tied for 01:41.

Points in Paint	11	14	14	6	26
2nd Chance	28	15	10	32	85
Fast Break	14	14	6	24	58

### Bucknell 64 - 2-0

#	Player	Total			3-Ptr			Rebounds			PF	TP	A	T.O.	Blk	Stl	Min
		FG-FGA	FG-PCT	FT-FTA	Off	Def	Tot	Off	Def	Tot							
12	DEBOER, Claire	2-7	0-1	1-2	1	5	6	3	5	3	3	0	1	36			
41	SWART, Sune	9-13	0-1	7-9	3	7	10	2	25	0	1	2	0	34			
30	SLAGUS, Kaitlyn	6-11	1-5	4-4	1	7	8	2	17	2	4	0	1	30			
02	ENGLISH, Kyi	4-10	0-1	2-2	1	2	3	3	10	1	5	0	1	27			
11	MCGURK, Megan	0-4	0-2	0-2	2	1	3	1	0	1	0	0	0	25			
13	DUMIAK, Rachel	0-0	0-0	0-0	0	1	1	3	0	0	0	0	6				
20	WALKER, Kate	1-7	1-2	2-2	1	8	9	2	5	2	3	0	28				
32	ROMAINE, Catherine	1-2	0-0	0-0	1	4	5	1	2	0	2	0	9				
33	RICHARDSON, Cary	0-1	0-1	0-0	1	0	1	1	0	0	0	0	5				
	Team				0	3	3										
	Totals	23-55	2-13	16-21	11	38	49	18	64	9	16	4	3	200			

1st FG %: 4-13 30.8%	2nd 5-10 50.0%	3rd 7-13 53.8%	4th 7-12 58.3%	Game 23-55 41.8%	Rebounds 51
3FG %: 0-3 0.0%	0-4 0.0%	1-4 25.0%	1-2 50.0%	3-13 23.1%	
FT %: 2-2 100.0%	2-4 50.0%	2-4 50.0%	10-11 90.9%	16-21 76.2%	

### Saint Joseph's 61 - 0-2

#	Player	Total			3-Ptr			Rebounds			PF	TP	A	T.O.	Blk	Stl	Min
		FG-FGA	FG-PCT	FT-FTA	Off	Def	Tot	Off	Def	Tot							
33	FRANKLYN, Adashia	7-13	0-0	4-6	2	5	7	1	18	0	0	0	0	33			
34	FIORAVANTI, Amanda	1-6	0-0	0-0	1	2	3	2	2	1	2	0	0	16			
04	BAIRDEN, Kristalyn	0-4	0-4	1-2	0	2	2	1	1	4	0	0	1	20			
12	MONAGHAN, Alyssa	5-8	2-3	0-1	0	1	1	3	12	3	0	0	1	35			
35	WOODS, Chelsea	6-19	0-0	3-4	4	2	6	4	15	3	0	0	6	32			
02	RULE, Mackenzie	0-0	0-0	0-0	0	0	0	1	0	1	0	0	7				
30	VEILLEUX, Sarah	1-5	0-2	1-2	0	2	2	4	3	2	2	0	29				
31	GARNER, Jaryn	3-9	1-2	3-4	0	3	3	3	10	2	0	0	1	28			
	Team				0	3	3										
	Totals	23-64	3-11	12-19	7	20	27	19	61	16	4	0	10	200			

1st FG %: 10-16 62.5%	2nd 4-17 23.5%	3rd 3-11 27.3%	4th 7-20 35.0%	Game 23-64 35.9%	Rebounds 31
3FG %: 2-3 66.7%	0-4 0.0%	0-1 0.0%	1-3 33.3%	3-11 27.3%	
FT %: 1-3 33.3%	2-2 100.0%	4-8 50.0%	5-6 83.3%	12-19 63.2%	

Officials: Ron Ledington, Timothy Greene, Kathy Lomagan  
Technical fouls: Bucknell=None; Saint Joseph's=None  
Attendance: 743

Score by periods	1st	2nd	3rd	4th	Total
Bucknell	10	12	17	25	64
Saint Joseph's	23	10	8	20	61

Last FG - BUCKNELL 4th 02:02, SJU 4th 00:06.  
Largest lead - BUCKNELL by 3 4th-00:17, SJU by 15 2nd-07:33.  
BUCKNELL led for 00:43, SJU led for 37:28. Game was tied for 01:49.

Points in Paint	16	16	6	13	51
2nd Chance	5	3	4	7	19
Fast Break	4	6	6	13	29

Score tied - 2 times  
Lead changed - 1 time



# 2016-17 SAINT JOSEPH'S BASKETBALL NOTES - PAGE 26

## Game 3 • November 16, 2016 • Hynes Center Iona - 58, Saint Joseph's - 57

## Game 4 • November 22, 2016 • The Palestra Penn - 58, Saint Joseph's - 57

Battling back from a 21-point deficit to start the fourth quarter, Saint Joseph's rally came up just short as the Hawks fell, 58-57, at Iona.

Saint Joseph's held off a late charge from Big 5 rival Penn to earn a 57-53 victory at the Palestra.

Down 48-27 to start the final period, the Hawks furiously fought back and had a chance to tie in their final possession as **Alyssa Monaghan** was fouled as she made a three-pointer with 2.6 seconds to bring the Hawks to within one, 58-57.

Leading by eight with under 90 seconds to play, the Hawks saw their lead chipped away as the Quakers used a 9-3 run to make it a 53-51 game with 35 seconds to play.

On the ensuing free throw, Monaghan's shot rolled in and out as Iona's Alexis Lewis secured the rebound. But the final seconds would be reviewed as the referees appeared to make a delayed call. After meeting, the referees confirmed the buzzer had sounded to end the game.

Following a made free throw by Penn, SJU's **Amanda Fioravanti** was fouled and calmly made a pair of free throws to push the lead to 55-51.

Iona jumped out to a 10-2 lead and controlled the pace for the opening 30 minutes as the Hawks struggled to connect from the field. The Gaels built up a 48-27 lead after three quarters as they shot 19-of-45 (42.2 percent), while holding SJU to just 11-of-44.

Off a missed jumper, Penn's Anna Ross was fouled on the rebound and connected on a pair for free throws to bring her team back to within two points.

Staying aggressive in the final 10 minutes, Saint Joseph's hit 9-of-19 from the floor, including four three-pointers, in the final quarter and limited Iona to just 3-of-6 shooting, leading to the thrilling final moments.

Saint Joseph's **Jaryn Garner** would hit a pair of clutch free throws with 13 seconds to play, while Hawks' defense sealed the victory as it suffocated the Quakers in the final moments.

### Saint Joseph's 57 • 0-3

#	Player	Total			3-Ptr			Rebounds			PF	TP	A	T.O	Blk	Stl	Min
		FG-FGA	FG-FGA	FT-FTA	Off	Def	Tot	Off	Def	Tot							
33	FRANKLYN, Adashia	5-14	0-0	0-1	7	5	12	2	10	1	2	3	3	25			
34	FIORAVANTI, Amanda	0-3	0-0	1-2	1	0	1	1	1	0	1	1	1	15			
04	BAISDEN, Kristalyn	0-3	0-1	0-0	0	0	0	0	0	0	0	1	1	18			
12	MONAGHAN, Alyssa	3-10	1-4	2-3	0	5	5	1	9	4	1	0	1	37			
22	WOODS, Chelsea	3-9	0-0	6-8	2	5	7	4	12	4	3	0	3	24			
02	RULE, Mackenzie	2-6	1-3	0-0	1	0	1	3	5	5	1	0	0	19			
20	HORNE, Jazmin	0-0	0-0	0-0	0	0	0	2	0	0	1	0	1	9			
30	VEILLEUX, Sarah	4-11	3-7	3-3	2	5	7	1	14	0	0	0	3	31			
31	GARNER, Jaryn	3-5	0-0	0-0	0	3	3	0	6	0	4	0	1	17			
25	CLAY, Michala	0-2	0-0	0-0	1	1	2	0	0	0	0	0	0	5			
	Team				1	0	1					2					
Totals		20-63	5-15	12-17	15	24	39	14	57	14	15	4	14	200			

FG % 1st Half 7.2% 25.0% 2nd half 18.8% 37.1% Game 20.6% 31.1%  
 3FG % 1st Half 0.0% 0.0% 2nd half 5.1% 41.7% Game 5.1% 33.3%  
 FT % 1st Half 4.8 66.7% 2nd half 6.11 72.2% Game 12.17 70.5%

### Iona College 58 • 2-0

#	Player	Total			3-Ptr			Rebounds			PF	TP	A	T.O	Blk	Stl	Min
		FG-FGA	FG-FGA	FT-FTA	Off	Def	Tot	Off	Def	Tot							
22	Clay, Treanna	1	2-5	1-1	0-0	0	4	4	3	5	3	0	0	0	31		
33	Lesko, Tori	1	2-4	0-0	1-2	1	4	5	2	5	2	4	0	0	31		
10	DuPree, Karynda	0	3-6	0-0	2-2	0	10	10	3	8	1	4	5	2	39		
01	Lizarazu, Marina	0	7-18	2-3	5-6	0	5	5	1	21	3	6	0	4	37		
20	Lewis, Alexis	0	7-12	2-4	0-0	3	6	0	16	1	2	1	1	30			
03	Mahoney, Kristin	0	0-0	0-0	0-0	0	0	0	0	1	0	0	0	2			
11	Atkins-Gilmore, P.	1	1-4	1-3	0-0	0	2	2	3	2	1	0	2	14			
23	Molz, Amelia	0	0-1	0-0	0-0	0	0	0	2	0	2	0	0	11			
34	Okey-Williams, T	0	0-0	0-0	0-0	0	0	0	0	0	0	0	0	1			
55	Ahvenainen, Iida	0	0-1	0-1	0-0	0	0	0	0	1	0	0	0	4			
	Team				1	1	2					2					
Totals		22-51	6-12	8-10	5	29	34	13	58	16	19	6	9	200			

FG % 1st Half 12.2% 42.0% 2nd half 10.2% 43.8% Game 22.51 43.1%  
 3FG % 1st Half 5.0 52.5% 2nd half 1-4 25.0% Game 6-12 50.0%  
 FT % 1st Half 4.4 100.0% 2nd half 4-6 66.7% Game 8-10 80.0%

Officials: Kevin Roland, Joe Barriss, Sharlene Davis  
 Technical fouls: Saint Joseph's:None, Iona College:None  
 Attendance: 777

Score by periods	1st	2nd	3rd	4th	Total
Saint Joseph's	8	10	9	30	57
Iona College	13	20	15	10	58

### Saint Joseph's 57 • 1-3

#	Player	Total			3-Ptr			Rebounds			PF	TP	A	T.O	Blk	Stl	Min
		FG-FGA	FG-FGA	FT-FTA	Off	Def	Tot	Off	Def	Tot							
30	VEILLEUX, Sarah	f	5-10	3-5	2-2	2	5	7	1	15	2	2	1	0	36		
33	FRANKLYN, Adashia	f	5-9	0-0	1-2	3	4	7	5	11	1	4	2	1	35		
02	RJLE, Mackenzie	g	1-1	1-1	1-2	0	2	2	3	4	1	1	0	0	19		
12	MONAGHAN, Alyssa	g	1-4	0-2	1-2	0	1	1	0	3	1	0	0	2	34		
32	WOODS, Chelsea	g	4-6	0-0	2-2	0	4	4	10	3	1	0	0	19			
04	BAISDEN, Kristalyn	q	0-0	0-0	0-0	0	0	0	1	0	0	0	0	9			
31	GARNER, Jaryn	q	1-6	1-1	2-2	0	0	0	3	5	4	2	0	22			
34	FIORAVANTI, Amanda	q	3-8	0-0	3-4	2	3	5	2	9	2	3	1	2	26		
	Team					1	3	4				2					
Totals			20-44	5-9	12-16	8	22	30	19	57	14	15	4	5	200		

FG % 1st Half 20.1% 33.3% 2nd 11.4 36.1% 3rd 4.3 19.0% 4th 7.8 40.0% Game 20.4 35.0%  
 3FG % 2.5 40.0% 2.3 66.7% 0.0 0.0% 1.1 100.0% Game 5.5 55.6%  
 FT % 0-0 0.0% 3.4 75.0% 1-2 50.0% 6-10 60.0% 12-15 75.0% Rebounds 2.1

### Penn 53 • 1-3

#	Player	Total			3-Ptr			Rebounds			PF	TP	A	T.O	Blk	Stl	Min
		FG-FGA	FG-FGA	FT-FTA	Off	Def	Tot	Off	Def	Tot							
23	Nwokedi, Michelle	f	3-15	0-0	5-7	3	8	11	2	11	4	4	5	0	39		
13	Stipanovich, Sydney	c	7-11	0-0	2-2	3	5	8	4	16	1	2	2	1	33		
10	Ross, Anna	g	3-11	3-7	5-6	1	0	1	1	14	3	0	2	37			
12	Chambers, Kasey	g	2-5	2-5	0-0	0	0	0	5	6	3	2	0	1	36		
21	Whitlatch, Lauren	g	2-5	2-4	0-0	0	1	1	1	6	0	1	0	1	31		
02	Falconer, Jackie	q	0-0	0-0	0-0	0	0	0	0	0	0	0	0	0	1		
14	Brzozowski, Beth	q	0-1	0-0	0-0	0	0	0	1	0	0	0	0	8			
25	Russell, Ashley	q	0-2	0-1	0-0	0	0	0	1	0	1	0	0	0	8		
40	Anderson, Emily	q	0-1	0-0	0-0	1	1	2	1	0	0	0	0	7			
	Team					2	0	2									
Totals			17-51	7-17	12-15	10	15	25	16	53	12	12	7	5	200		

FG % 1st Half 9.1 45.5% 2nd 3.1 23.0% 3rd 2.5 13.7% 4th 7.1 53.8% Game 17.51 33.3%  
 3FG % 2.3 66.7% 2.1 66.7% 1.7 50.0% 2- 50.0% Game 7.17 41.2%  
 FT % 2-2 100.0% 4-4 100.0% 3-4 75.0% 3-5 60.0% 12-15 80.0% Rebounds 4.3

Officials: John Palermo, Donald Cumiskey, Randall Arney  
 Technical fouls: Saint Joseph's:None, Penn:None  
 Attendance: 503

Score by periods	1st	2nd	3rd	4th	Total
Saint Joseph's	18	15	7	17	57
Penn	14	12	8	19	53

Last FG - SJU 4th-02:46, PENN 4th-00:42.  
 Largest lead - SJU by 12 2nd-04:23, PENN by 2 1st-09:44.  
 SJU led for 33:51, PENN led for 03:05. Game was tied for 04:01.

	In	Off	2nd	Fast	Bench
Points	18	9	2	5	14
PENN	16	10	1	0	0

Score tied - 3 times.  
 Lead changed - 4 times.



# 2016-17 SAINT JOSEPH'S BASKETBALL NOTES - PAGE 27

## Game 5 • November 25, 2016 • The Pit BYU - 71, Saint Joseph's - 56

## Game 6 • November 26, 2016 • The Pit Saint Joseph's - 79, New Mexico - 67

In a game of runs, it was BYU who had the most critical one as the Cougars used a 24-4 run that spanned the final two quarters en route to topping Saint Joseph's, 71-56, in the opening game of the University of New Mexico Thanksgiving Tournament.

Led by **Chelsea Woods'** career-high 24 points, Saint Joseph's topped host New Mexico, 79-67, in the consolation game of the University of New Mexico Thanksgiving Tournament.

After falling down by 17 in the third period, the Hawks battled back to take their first lead of the game in the quarter's final minute. Trailing 40-23, Saint Joseph's went on a 24-6 run over a seven minute period as **Jaryn Garner** gave her team a 47-46 advantage on a jumper in the paint with 36 seconds to go in the quarter.

Woods, who was named to the All-Tournament Team, finished with a 24-point, 10-rebound double-double as she went 9-of-12 from the field and 6-of-6 from the foul line.

Despite seeing their lead evaporate, BYU calmly responded as Cassie Broadhead closed out the period with a pair of free throws and helped start a 24-4 run that saw the Cougars open a 70-51 lead with just over two minutes to play.

Down by 17 early and 11 at the half, Saint Joseph's took momentum out of the halftime lockerroom and never looked back.

The Hawks, who shot 10-of-17 in the third quarter, were held to just 2-of-11 from the floor in the fourth, while BYU knocked down 8-of-12 to advance to the tournament's title game.

Using a 16-4 run to start the third quarter, the Hawks erased an 11-point deficit to take their first lead of the game, 44-43, on a floater by **Alyssa Monaghan** with 5:22 to go in the period.

New Mexico fought back with a 6-0 run to take a 49-44 lead just a minute later, but Saint Joseph's ended the quarter on a 10-0 spurt as Woods scored four of her game-high 24 points in the final moments.

Saint Joseph's saw its lead cut to three three times, but would not allow the Lobos to get any closer. Ahead 61-58, the Hawks used a 12-1 run midway through the final quarter to help seal the victory.

### St. Joseph's 56 • 1-4

#	Player	Total			Rebounds			PF	TP	A	T	Bk	Stl	Min	
		FG-FGA	3-Ptr	FT-FTA	Off	Def	Tot								
32	WOODS, Chelsea	4-12	0-0	3-3	1	2	3	4	11	2	6	0	1	24	
33	FRANKLYN, Adashia	2-9	0-0	2-2	3	2	5	2	6	0	1	0	1	20	
02	RULE, Mackenzie	1-4	1-1	2-4	0	4	4	2	5	0	0	0	0	20	
12	MONAGHAN, Alyssa	3-10	2-6	1-2	0	3	3	2	9	2	1	0	0	36	
30	VEILLEUX, Sarah	0-4	0-2	0-0	2	3	5	4	0	3	0	0	1	28	
01	ARMSTRONG, Katie	0-1	0-1	0-0	0	1	1	0	0	0	0	0	0	2	
04	BAIRDEN, Kritalyn	0-1	0-0	0-0	1	0	1	2	0	2	0	0	0	15	
20	HORNE, Jazmin	0-1	0-0	0-0	0	0	0	1	0	0	0	0	0	3	
31	GARNER, Jaryn	4-5	0-0	3-6	1	1	2	4	11	4	0	0	2	23	
34	FIORAVANTI, Amanda	6-9	0-0	2-3	1	4	5	3	14	1	4	2	1	26	
35	CLAY, Michala	0-1	0-0	0-0	0	1	1	2	0	4	1	0	0	3	
Team					5	0	5								
Totals		20-57	3-10	13-20	14	21	35	26	56	14	13	2	6	200	
1st FG % 9.14 35.7% 2nd: 9.15 20.0% 3rd: 10.17 38.8% 4th: 2.11 18.3% Game: 20.57 35.1% Deadball															
2FG % 0.3 0.0% 1.2 30.0% 2.4 50.0% 0.1 0.0% 2.10 30.0% 4.8 23.0% Rebounds															
FT % 2.2 100.0% 4-0 50.0% 2-2 100.0% 0.9 50.0% 5-9 62.5% 13-20 65.0% 4															

### BYU 71 • 2-2

#	Player	Total			Rebounds			PF	TP	A	T	Bk	Stl	Min	
		FG-FGA	3-Ptr	FT-FTA	Off	Def	Tot								
32	PURCELL, Kalani	5-14	0-2	2-4	3	8	11	3	12	6	8	4	0	38	
33	MOODY, Jasmine	3-5	0-0	0-0	2	1	3	1	6	1	2	0	0	14	
20	BROADHEAD, Cassie	3-9	1-3	7-9	0	2	2	2	14	5	3	3	1	40	
22	NIELSON, Kristine	5-9	2-4	3-4	1	4	5	3	15	2	1	2	0	33	
23	PULSIPHER, Makenzi	3-9	1-4	5-7	0	3	3	12	0	0	0	0	0	40	
01	CHASE, Brenna	0-1	0-1	0-0	0	0	0	2	0	0	0	0	0	7	
04	WAYMENT, Amanda	1-1	0-0	0-0	0	0	0	4	2	0	0	0	0	6	
34	ORTON, Micaelee	2-2	1-1	5-5	1	5	6	2	10	0	0	3	2	22	
Team					3	3	6								
Totals		22-50	5-15	22-29	10	26	36	20	71	14	14	12	3	200	
1st FG % 6.25 32.0% 2nd: 3.12 22.1% 3rd: 9.10 30.0% 4th: 3.12 66.7% Game: 22.10 44.0% Deadball															
2FG % 4-6 66.7% 3-1 0.3% 0-1 0.0% 1-5 20.0% 2.15 23.2% 8.20 30.0% Rebounds															
3FG % 4-5 80.0% 10-12 83.3% 2-2 100.0% 0-0 0.0% 5-9 55.6% 22-29 75.9% 4															

Officials: Robert Strong, Bianca Burns, Brad Schmidt  
Technical fouls: St. Joseph's-None; BYU-None  
Attendance:

Score by periods	1st	2nd	3rd	4th	Total
St. Joseph's	12	11	24	9	56
BYU	20	16	12	23	71

Last FG - SJU 4th-01:25; BYU 4th-02:23.  
Largest lead - SJU by 1:3rd-00:36; BYU by 2:9th-02:10.  
SJU led for:00:55; BYU led for:35:05; Game was tied for:00:15

Points	In	Off	2nd	Fast	Bench
SJU	32	15	6	2	25
BYU	26	14	9	10	12

Score tied - 1 time.  
Lead changed - 2 times.

### St. Joseph's 79 • 2-4

#	Player	Total			Rebounds			PF	TP	A	T	Bk	Stl	Min	
		FG-FGA	3-Ptr	FT-FTA	Off	Def	Tot								
32	WOODS, Chelsea	9-12	0-0	6-6	1	9	10	4	24	3	1	0	1	31	
33	FRANKLYN, Adashia	6-11	0-0	3-4	5	3	8	3	15	3	2	1	2	33	
12	MONAGHAN, Alyssa	4-9	2-6	0-0	0	2	2	0	10	5	1	0	0	32	
30	VEILLEUX, Sarah	7-12	1-5	2-2	1	5	6	5	17	1	0	3	2	30	
31	GARNER, Jaryn	1-4	0-0	1-2	0	1	1	4	3	1	5	0	0	17	
01	ARMSTRONG, Katie	0-3	0-1	0-0	1	1	2	2	0	0	0	0	0	9	
02	RULE, Mackenzie	0-0	0-0	0-0	0	1	1	3	0	4	1	0	1	25	
20	HORNE, Jazmin	0-2	0-2	0-0	0	0	0	1	0	0	0	0	1	7	
34	FIORAVANTI, Amanda	4-10	0-0	2-4	1	5	6	4	10	1	0	0	1	12	
35	CLAY, Michala	0-2	0-0	0-0	0	1	1	0	0	0	0	0	0	3	
40	BELVEDERE, Candace	0-0	0-0	0-0	0	1	1	1	0	0	0	0	0	1	
Team					1	3	4								
Totals		31-65	3-14	14-18	10	32	42	27	79	18	10	5	7	200	
1st FG % 1.26 5.3% 2nd: 10.19 52.5% 3rd: 10.16 52.5% 4th: 10.14 71.4% Game: 21.65 47.7% Deadball															
2FG % 9-2 90.0% 0-6 0.0% 2-3 66.7% 1-1 33.3% 0-14 0.0% Rebounds															
FT % 4-6 66.7% 2-2 100.0% 2-4 100.0% 1-6 66.7% 14-18 77.8% 1															

### New Mexico 67 • 2-3

#	Player	Total			Rebounds			PF	TP	A	T	Bk	Stl	Min	
		FG-FGA	3-Ptr	FT-FTA	Off	Def	Tot								
32	KELLER, Kianna	0-1	0-0	0-0	2	3	5	4	0	0	2	0	0	23	
15	VAN DER KEIJL, R.	6-8	0-0	3-7	3	4	7	5	15	1	3	3	0	32	
00	BEYNON, Cherise	5-23	2-8	6-9	1	8	9	1	18	7	3	0	1	36	
04	LAPEYROLERIE, Alex	2-6	2-5	0-0	0	2	2	2	6	0	1	1	0	30	
25	BRYAN, Lianeah	0-5	0-3	1-2	0	2	2	0	1	1	0	0	1	20	
11	LINES, Emily	0-1	0-1	2-4	1	1	2	0	2	0	1	0	0	8	
22	BURLESON, Mykiel	3-5	0-1	2-4	1	3	4	1	8	1	3	0	2	28	
44	NUNN, Jaisa	4-8	0-0	7-10	4	4	8	1	15	2	2	0	0	23	
Team					2	2	2								
Totals		20-57	4-18	21-35	14	27	41	14	67	12	15	4	4	200	
1st FG % 6-16 36.8% 2nd: 5-12 41.7% 3rd: 4-18 22.2% Game: 20-17 35.1% Deadball															
2FG % 3-4 75.0% 2-5 40.0% 0-4 0.0% 0-1 0.0% 4-18 22.2% Rebounds															
3FG % 1-3 33.3% 4-9 44.4% 5-8 75.0% 10-16 62.5% 21-35 59.3% 6															

Officials: Robert Strong, Adria Molina, Ken Sowby  
Technical fouls: St. Joseph's-None; New Mexico-None  
Attendance: 3592

Score by periods	1st	2nd	3rd	4th	Total
St. Joseph's	6	22	26	25	79
New Mexico	21	18	10	18	67

Last FG - SJU 4th-00:49; NM 4th-03:25.  
Largest lead - SJU by 13 4th-00:49; NM by 17 2nd-05:50.  
SJU led for:12:01; NM led for:27:18; Game was tied for:06:41

Points	In	Off	2nd	Fast	Bench
SJU	46	25	14	4	10
NM	32	10	9	15	25

Score tied - 2 times.  
Lead changed - 3 times.



# 2016-17 SAINT JOSEPH'S BASKETBALL NOTES - PAGE 28

## Game 7 • December 3, 2016 • Hagan Arena Villanova - 62, Saint Joseph's - 54

## Game 8 • December 9, 2016 • McGuirk Arena Central Michigan - 73, Saint Joseph's - 71 OT

A 7-0 run by Villanova midway through the fourth quarter proved to be the difference as Saint Joseph's fell to the Wildcats, 62-54, in a Big 5 matchup at Hagan Arena.

In a back-and-forth contest that had 14 lead changes and 12 ties, the Hawks and Wildcats entered the fourth quarter knotted at 42-42.

Villanova opened a 51-48 advantage with 6:17 to play, but SJU's **Chelsea Woods** brought her team within one on a jumper with 4:27 to play.

That would be as close as the Hawks would come though as Villanova used a 7-0 run over the next 3:55 to take a 58-50 lead on a free throw by Kelly Jekot with 32 seconds to go.

Central Michigan's Presley Hudson hit a driving layup at the overtime buzzer to lift the Chippewas past the Saint Joseph's 73-71.

Ahead by 12 with just under four minutes to play, the Hawks saw their lead erased as Hudson knocked down a three-pointer with 2.0 seconds to go to tie the game at 63 all.

In the overtime session, Central Michigan clung to a 70-69 lead with 19 seconds to play and Amani Corley at the foul line. After missing the first shot, Corley's second shot bounced off the rim into the corner as SJU's **Chelsea Woods** reached for the rebound, while being pursued by the Chippewas' Reyna Frost. Inexplicably, the far-side referee blew the whistle as Woods gathered the ball, and after meeting, the referees gave the ball on the alternate possession back to Central Michigan.

Fouled off the inbound, Frost would make one of two free throws to push the lead to 71-69.

Out of a timeout, the Hawks' Woods was fouled on a layup and went to the foul line. Woods, who would have put her team ahead by one, made both free throws to tie the game at 71 apiece.

Presley would come through though for CMU in the final moments though, driving down the left side through traffic and hitting a floater off glass as the buzzer sounded to hand the Chippewas the game.

### Villanova 62 • 3-4, 2-0 Big 5

No.	Player	Total			3-Ptr			Rebounds			PF	TP	A	T.O.	Blk	Stl	Min
		FG-FGA	FG-FGA	FT-FTA	FG-FGA	FG-FGA	FT-FTA	Ot	Def	Tot							
1	WILKES, Samantha	0-3	0-0	1-2	1	3	4	2	1	2	1	2	1	2	1	23	
12	QUINN, Megan	6-11	3-4	0-0	2	6	8	2	15	3	0	0	0	0	34		
3	LOUIN, Alex	10-16	1-3	5-8	1	5	6	1	26	5	0	3	0	0	39		
21	TUCKER, Jannah	0-0	0-0	1-2	0	0	0	2	1	0	3	0	0	0	10		
9	HAHN, Adrianna	3-12	2-6	0-0	1	3	4	1	8	5	3	0	0	0	39		
11	HERLIHY, Bridget	0-0	0-0	0-0	0	1	1	0	0	0	1	0	0	0	2		
0	DILLARD, Jordan	2-5	0-0	0-0	1	1	2	0	4	0	0	0	0	1	16		
25	JEKOT, Kelly	2-3	1-1	2-4	3	2	5	0	7	2	2	2	2	0	24		
30	GEDAKA, Mary	0-2	0-0	0-0	1	3	4	1	0	1	1	0	0	0	11		
15	STANT, Grace	0-1	0-1	0-0	0	1	1	0	0	0	1	0	0	0	2		
	Team				2	1	3										
	Totals	23-53	7-15	9-16	12	26	38	9	62	18	12	7	2		200		

FG % 1st Half: 11.27 40.7% 2nd half: 12.26 46.2% Game: 23-53 43.4% Deastbat  
3FG % 1st Half: 2-6 33.3% 2nd half: 5-9 55.6% Game: 7-15 46.7% Rebounds  
FT % 1st Half: 1-2 50.0% 2nd half: 6-14 57.1% Game: 9-16 56.3% 6

### Saint Joseph's 54 • 2-5, 1-2 Big 5

No.	Player	Total			3-Ptr			Rebounds			PF	TP	A	T.O.	Blk	Stl	Min
		FG-FGA	FG-FGA	FT-FTA	FG-FGA	FG-FGA	FT-FTA	Ot	Def	Tot							
30	VEILLEUX, Sarah	1	2-7	1-2	0-0	1	4	5	3	5	3	1	0	1	31		
32	WOODS, Chelsea	1	8-18	0-0	1-1	3	9	12	4	17	2	1	0	2	39		
33	FRANKLYN, Adashia	1	7-11	0-0	0-1	1	1	2	2	14	3	0	3	0	33		
9	RULE, Mackenzie	9	0-1	0-0	0-0	0	0	0	1	0	3	2	0	1	22		
12	MONAGHAN, Alyssa	9	2-6	1-4	0-0	0	2	2	3	5	1	0	0	1	31		
0	ARMSTRONG, Katie	1	1-2	0-0	0-0	0	0	0	0	2	0	0	0	0	9		
31	GAHNER, Jaryn	1	3-6	0-0	1-1	1	2	3	4	7	3	1	0	1	27		
34	FIORAVANTI, Amanda	1	0-3	0-0	4-4	0	0	0	1	4	0	2	0	0	8		
	Team				0	0	0										
	Totals	23-54	2-6	6-7	6	16	24	18	54	15	8	3	6		200		

FG % 1st Half: 12.27 44.4% 2nd half: 11.27 40.7% Game: 23-54 42.6% Deastbat  
3FG % 1st Half: 1-2 50.0% 2nd half: 1-4 25.0% Game: 2-6 33.3% Rebounds  
FT % 1st Half: 2-2 100.0% 2nd half: 4-5 80.0% Game: 6-7 85.7% 61

Officials: Joseph Vazily, Dennis DeVayo, Norma Jones  
Technical fouls: Villanova-None, Saint Joseph's-None  
Attendance: 1343

Score by periods	1st	2nd	3rd	4th	Total
Villanova	13	12	17	20	62
Saint Joseph's	13	14	15	12	54

### Saint Joseph's 71 • 2-6

No.	Player	Total			3-Ptr			Rebounds			PF	TP	A	T.O.	Blk	Stl	Min
		FG-FGA	FG-FGA	FT-FTA	FG-FGA	FG-FGA	FT-FTA	Ot	Def	Tot							
22	RULE, Mackenzie	1	2-4	2-4	0-0	0	3	3	5	6	3	1	0	0	32		
12	MONAGHAN, Alyssa	1	6-13	5-10	3-4	0	3	3	0	20	0	1	0	1	40		
30	VEILLEUX, Sarah	1	3-9	1-4	1-1	2	3	5	4	8	3	1	0	0	40		
32	WOODS, Chelsea	1	5-12	0-0	2-2	2	4	6	4	12	4	2	0	0	22		
33	FRANKLYN, Adashia	1	8-14	0-0	2-5	3	3	6	2	18	2	2	1	1	36		
0	ARMSTRONG, Katie	1	0-3	0-0	0-0	0	1	1	0	0	0	0	0	0	7		
0	DAVIDEN, Kristalyn	1	0-1	0-1	0-0	0	0	0	0	0	0	0	0	1	7		
31	GAHNER, Jaryn	1	1-4	0-0	3-4	1	1	2	2	5	4	3	0	1	25		
34	FIORAVANTI, Amanda	1	1-3	0-0	0-0	0	1	1	3	2	2	1	1	0	13		
25	CLAY, Michala	1	0-0	0-0	0-0	0	0	0	0	0	0	0	0	0	3		
	Team				3	2	5										
	Totals	26-63	8-19	11-16	11	21	32	20	71	18	12	2	4		225		

FG % 1st Half: 11.31 35.3% 2nd half: 12.26 49.0% OT: 3-7 42.9% Game: 26-63 41.3% Deastbat  
3FG % 1st Half: 4-10 40.0% 2nd half: 4-9 44.4% OT: 0-0 0.0% Game: 8-19 42.1% Rebounds  
FT % 1st Half: 4-6 66.7% 2nd half: 5-6 83.3% OT: 2-2 100.0% Game: 11-16 68.8% 3

### Central Michigan 73 • 7-3

No.	Player	Total			3-Ptr			Rebounds			PF	TP	A	T.O.	Blk	Stl	Min
		FG-FGA	FG-FGA	FT-FTA	FG-FGA	FG-FGA	FT-FTA	Ot	Def	Tot							
02	MOORE, Ilinara	1	4-9	0-0	3-3	5	1	6	3	11	0	4	2	0	29		
03	HUDSON, Presley	1	8-20	2-7	2-2	1	6	7	4	20	2	2	0	3	43		
10	BREEN, Cassie	1	5-14	4-9	0-0	0	4	4	3	14	1	0	0	1	39		
13	FROST, Reyna	1	1-5	0-0	3-6	3	4	7	1	5	0	2	0	1	35		
20	COTTON, Jewel	1	6-9	0-0	3-4	3	3	6	0	15	2	0	0	1	22		
25	SWARY, Aleah	1	2-4	1-1	3-4	0	0	0	3	8	1	1	0	0	26		
11	CORLEY, Amani	1	0-1	0-0	0-2	2	3	5	1	0	1	3	0	0	23		
21	ROBINSON, Jaeda	1	0-0	0-0	0	1	1	0	0	0	1	0	0	0	2		
	Team				1	6	7										
	Totals	26-62	7-17	14-21	15	28	43	15	73	7	14	2	6		225		

FG % 1st Half: 12.29 41.4% 2nd half: 10.27 37.0% OT: 4-6 66.7% Game: 26-62 41.9% Deastbat  
3FG % 1st Half: 2-7 28.6% 2nd half: 5-9 55.6% OT: 0-1 0.0% Game: 7-17 41.2% Rebounds  
FT % 1st Half: 8-9 88.9% 2nd half: 4-6 66.7% OT: 2-6 33.3% Game: 14-21 66.7% 7

Officials: Tom Hilliard, Brian Emerline, Barb Smith  
Technical fouls: Saint Joseph's-None, Central Michigan-None  
Attendance: 1348  
Saint Joseph's No. 2, Mackenzie Rule fouled out with 19.7 left in OT

Score by periods	1st	2nd	3rd	4th	OT	Total
Saint Joseph's	18	12	18	15	8	71
Central Michigan	16	18	13	16	10	73



# 2016-17 SAINT JOSEPH'S BASKETBALL NOTES - PAGE 29

## Game 9 • December 13, 2016 • Hagan Arena Saint Joseph's - 75, NJIT - 36

Led by a career-high 19 points from **Sarah Veilleux**, Saint Joseph's earned a 75-36 win over NJIT.

Using a 15-0 run to open the game, including eight from Veilleux, the Hawks quickly took control of the game.

Hitting 8-of-12 from the field and holding the Highlanders to just 2-of-16, Saint Joseph's built a 27-4 lead after the first quarter and extended its advantage to 45-17 by halftime.

The Hawks continued to pull away in the second half, pushing their lead to as many as 42 as they improved to 2-0 all-time versus the Highlanders.

## Game 10 • December 18, 2016 • Daskalakis Center Drexel - 60, Saint Joseph's - 49

Tied at 38 after three quarters, Drexel outscored Saint Joseph's 22-11 in the final period to earn a 60-49 victory.

In a tight contest in which neither team led by more than seven points over the opening 30 minutes, the Hawks held a 42-41 lead with 6:54 to play on a layup by **Chelsea Woods**.

From there the Dragons took control of the game at both ends of the court as they used a 9-1 run over the next 3:03 to take a 50-43 edge. Drexel held Saint Joseph's to just 1-of-2 from the foul line and caused a pair of turnovers, while on the offensive end went 3-of-6 from the field, including four second-chance points, to start to pull away.

Saint Joseph's cut the Dragons' lead to five twice, but Drexel closed out the game hitting 4-of-4 from the foul line and causing three Hawks turnovers in the final two minutes.

### NJIT 36 • 4-7

#	Player	Total			3-Ptr			Rebounds			PF	TP	A	TO	Blk	Stl	Min
		FG-FGA	FG-FGA	FT-FTA	FG-FGA	FG-FGA	FT-FTA	Off	Def	Tot							
1	LIBBY, Jillian	2-3	0-0	0-0	3	1	4	4	4	0	2	0	1			15	
14	HORTON, Leah	2-11	0-0	2-5	1	5	6	4	6	0	1	1	0			33	
01	DUDLEY, Alana	4-11	1-1	2-2	0	2	2	1	11	3	2	0	0			38	
13	GUARINO, Kelly	0-1	0-1	0-0	0	2	2	1	0	0	2	0	0			7	
22	TORRES, Talianna	4-10	0-0	1-4	0	2	2	1	9	0	4	0	4			35	
03	BREKRETON, Tracey	0-7	0-2	0-0	2	1	3	3	0	0	1	0	0			19	
11	IRELAND, Jordan	3-11	0-7	0-0	0	4	4	3	6	0	1	0	1			36	
12	LEWIS, Taj	0-3	0-0	0-0	1	1	2	1	0	0	2	0	0			17	
	Team				3	5	8										
Totals		15-57	1-11	5-11	10	23	33	18	36	3	15	1	6			200	
FG % 1st Half		7-29	24.1%	2nd half	8-28	28.6%	Game	15-57	26.3%								Deatball
3FG % 1st Half		0-5	0.0%	2nd half	1-6	16.7%	Game	1-11	9.1%								Rebounds
FT % 1st Half		3-7	42.9%	2nd half	2-4	50.0%	Game	5-11	45.5%								5

### Saint Joseph's 75 • 3-6

#	Player	Total			3-Ptr			Rebounds			PF	TP	A	TO	Blk	Stl	Min
		FG-FGA	FG-FGA	FT-FTA	FG-FGA	FG-FGA	FT-FTA	Off	Def	Tot							
1	VEILLEUX, Sarah	6-11	5-9	2-2	2	2	4	1	19	1	1	1	0			21	
32	WOODS, Chelsea	3-6	0-0	2-2	4	8	12	2	8	5	2	0	3			21	
33	FRANKLYN, Adashia	4-6	0-0	2-4	2	4	6	0	10	0	1	0	0			19	
02	RULE, Mackenzie	0-2	0-1	0-0	0	2	2	0	0	3	1	0	4			24	
12	MONAGHAN, Alyssa	2-8	1-5	2-2	0	0	0	0	7	1	2	0	1			23	
01	AHMSIHOONG, Katie	1-8	0-1	0-0	0	0	0	1	2	1	3	0	0			12	
04	BAIRDEN, Kristalyn	3-6	1-3	0-0	1	1	2	1	7	0	2	0	0			20	
20	HORNE, Jazmin	0-1	0-1	0-0	0	1	1	1	0	0	0	0	0			8	
31	GARNER, Jaryn	2-4	0-0	1-1	1	4	5	0	5	0	2	0	0			18	
34	FIORAVANTI, Amanda	1-3	0-0	7-8	0	6	6	3	9	4	0	1	3			16	
35	CLAY, Michala	2-2	0-0	4-4	1	2	3	2	8	2	0	0	1			14	
40	BELVEDERE, Candace	0-1	0-0	0-0	0	1	1	0	0	0	0	0	0			4	
	Team				1	4	5										
Totals		24-58	7-20	20-23	12	35	47	11	75	17	15	2	12			200	
FG % 1st Half		14-25	56.0%	2nd half	10-33	30.3%	Game	24-58	41.4%								Deatball
3FG % 1st Half		4-8	50.0%	2nd half	3-12	25.0%	Game	7-20	35.0%								Rebounds
FT % 1st Half		13-16	81.3%	2nd half	7-7	100.0%	Game	20-23	87.0%								1

Officials: Tom Danahar, Mark Resch, Hillary Harwell  
Technical fouls: NJIT-1EAV, Saint Joseph's-None  
Attendance: 207

Score by periods	1st	2nd	3rd	4th	Total
NJIT	4	13	12	7	36
Saint Joseph's	27	18	18	12	75

### Saint Joseph's 49 • 3-7

#	Player	Total			3-Ptr			Rebounds			PF	TP	A	TO	Blk	Stl	Min
		FG-FGA	FG-FGA	FT-FTA	FG-FGA	FG-FGA	FT-FTA	Off	Def	Tot							
12	MONAGHAN, Alyssa	3-7	2-5	2-2	0	2	2	1	10	3	3	0	1			35	
32	WOODS, Chelsea	5-13	0-0	4-5	3	5	8	2	14	2	7	0	2			35	
33	FRANKLYN, Adashia	4-7	0-0	2-3	4	2	6	2	10	0	3	1	0			25	
02	RULE, Mackenzie	0-4	0-4	0-0	0	2	2	2	0	4	2	0	0			34	
30	VEILLEUX, Sarah	2-6	1-4	3-4	3	7	10	3	8	2	3	0	2			37	
04	BAIRDEN, Kristalyn	0-2	0-1	0-0	0	1	1	1	0	0	0	0	0			10	
31	GARNER, Jaryn	0-2	0-0	0-0	0	0	0	2	0	1	1	0	1			10	
34	FIORAVANTI, Amanda	3-4	0-0	1-2	0	5	5	3	7	0	1	1	1			14	
	Team				0	3	3										
Totals		17-45	3-14	12-16	10	27	37	16	49	12	20	3	6			200	
FG % 1st Half		9-24	37.5%	2nd half	8-21	38.1%	Game	17-45	37.8%								Deatball
3FG % 1st Half		3-8	37.5%	2nd half	0-6	0.0%	Game	3-14	21.4%								Rebounds
FT % 1st Half		3-4	75.0%	2nd half	9-12	75.0%	Game	12-16	75.0%								6

### Drexel 60 • 6-2

#	Player	Total			3-Ptr			Rebounds			PF	TP	A	TO	Blk	Stl	Min
		FG-FGA	FG-FGA	FT-FTA	FG-FGA	FG-FGA	FT-FTA	Off	Def	Tot							
25	Lidge, Kelsi	3-6	1-2	3-4	0	3	3	3	10	2	1	0	4			36	
33	Curran, Sarah	3-12	0-2	0-0	3	1	4	2	6	2	2	0	0			33	
12	Greenberg, Bailey	2-9	0-1	2-3	1	2	3	3	6	0	0	0	1			25	
22	Creighton, Meghan	2-6	1-2	0-2	1	2	3	1	5	2	0	0	1			40	
23	Pellechio, Jessica	1-3	1-2	0-0	0	2	2	2	3	2	3	0	1			21	
11	Brown, Aubree	2-4	1-1	1-2	0	1	1	2	6	0	0	0	1			11	
14	Woods, Sara	1-2	0-0	0-0	0	0	0	0	2	0	1	0	0			10	
34	Krackova, Tereza	2-7	0-0	0-0	2	1	3	1	4	0	1	0	0			11	
50	Ferariu, Ana	5-6	1-1	7-8	1	3	4	1	18	0	0	0	1			13	
	Team				3	2	5										
Totals		21-55	5-11	13-19	11	17	28	15	60	8	8	0	9			200	
FG % 1st Half		9-27	33.3%	2nd half	12-28	42.9%	Game	21-55	38.2%								Deatball
3FG % 1st Half		3-6	50.0%	2nd half	2-5	40.0%	Game	5-11	45.5%								Rebounds
FT % 1st Half		2-4	50.0%	2nd half	11-15	73.3%	Game	13-19	68.4%								2

Officials: Ken Kelly, Elizabeth Kuzmeski, Michael Johnson  
Technical fouls: Saint Joseph's-None, Drexel-None  
Attendance: 895

Score by periods	1st	2nd	3rd	4th	Total
Saint Joseph's	19	5	14	11	49
Drexel	12	11	15	22	60



# 2016-17 SAINT JOSEPH'S BASKETBALL NOTES - PAGE 30

## Game 11 • December 22, 2016 • Hagan Arena Hofstra - 75, Saint Joseph's - 64

Saint Joseph's fell to Hofstra, 75-64, Thursday evening at Hagan Arena.

The Hawks, who were led by **Chelsea Woods'** team-high 20 points and eight rebounds, entered the fourth quarter of a tightly-fought game down just 48-45. But that would be as close as SJU would get as the Pride quickly took control.

Behind a 12-3 run to open the final period, Hofstra opened a 60-48 lead on a steal and layup by Krystal Luciano with 6:21 to play.

The Pride would pull away by as many as 18 from there as they took advantage of seven fourth-quarter turnovers by the Hawks, turning them into 12 point, and finished going 11-of-12 from the field in the last 10 minutes.

Over the opening 30 minutes, neither team led by more than eight minutes with four lead changes and three ties.

## Game 12 • December 28, 2016 • Hagan Arena James Madison - 85, Saint Joseph's - 72

A strong second half by James Madison lifted the Dukes past Saint Joseph's, 85-72.

Led by 12 of **Adashia Franklyn's** career-high 20 points, the Hawks took a 49-40 lead into the second half. But the Dukes quickly took control of the game in the third quarter.

Outscoring Saint Joseph's 15-4 for the quarter, James Madison's Precious Hall knocked down a three-pointer to give her team its first lead, 55-53, with 14 seconds left in the third period.

The Dukes, who held the Hawks to just 2-of-15 from the field in the third, traded buckets with SJU over the opening few minutes of the fourth as it continued to hold a one-possession game.

Ahead 63-61, James Madison used an 8-2 lead over a two-minutes span to open a 71-63 advantage with 4:23 to play.

Saint Joseph's would get no closer than five points from there as James Madison moved to 3-1 all-time versus the Hawks.

### Hofstra 75 • 7-3

##	Player	Total			3-Ptr			Rebounds			PF	TP	A	TO	Blk	Stl	Min
		FG-FGA	FG-FGA	FT-FTA	FG-FGA	FG-FGA	FT-FTA	Off	Def	Tot							
02	Durant, Ashunae	r	11-21	0-0	6-8	1	2	3	2	2B	1	0	1	0	0	37	
03	Epps, Sydney	r	2-8	1-1	0-0	1	5	6	1	5	1	0	0	0	0	23	
09	Kalin, Marianne	r	1-3	0-0	0-0	1	1	2	3	2	1	0	0	1	1	16	
11	Luciano, Krystal	g	6-9	1-3	0-0	0	1	1	2	13	3	4	0	2	3	31	
13	Leon, Aleana	g	5-8	1-1	0-0	1	2	3	3	11	2	1	0	1	1	36	
01	Davis, E'Lexus	g	0-0	0-0	4-6	0	3	3	0	4	1	5	0	1	1	15	
05	Krupenko, Petja	g	0-0	0-0	0-2	0	0	0	0	0	0	0	0	1	1	1	
22	Askin, Olivia	g	2-3	2-3	0-0	0	1	1	1	6	2	0	0	1	1	22	
34	Dongmo, Sandra	g	3-3	0-0	0-0	1	7	8	3	6	0	0	2	0	0	15	
64	Karsten, Sandra	g	0-0	0-0	0-0	0	0	0	0	0	0	0	0	0	0	4	
Team						1	3	4									
Totals			30-55	5-8	10-16	6	25	31	15	75	11	10	3	7	200		

FG % 1st Half: 13-28	46.4%	2nd half: 17-27	63.0%	Game: 30-55	54.5%	DeatBlk
3FG % 1st Half: 3-5	60.0%	2nd half: 2-3	66.7%	Game: 5-8	62.5%	Rebounds
FT % 1st Half: 4-5	80.0%	2nd half: 6-11	54.5%	Game: 10-16	62.5%	3.1

### Saint Joseph's 64 • 3-8

##	Player	Total			3-Ptr			Rebounds			PF	TP	A	TO	Blk	Stl	Min
		FG-FGA	FG-FGA	FT-FTA	FG-FGA	FG-FGA	FT-FTA	Off	Def	Tot							
33	FRANKLYN, Adashia	r	2-6	0-0	1-2	2	1	3	1	5	0	3	1	0	0	24	
34	FIORAVANTI, Amanda	r	6-9	0-0	2-5	1	4	5	1	14	1	2	1	0	0	30	
02	RULE, Mackenzie	g	2-4	1-3	0-0	2	4	6	3	5	3	1	0	2	3	34	
12	MONAGHAN, Alyssa	g	5-15	4-12	3-4	0	1	1	2	17	3	1	0	1	1	39	
32	WOODS, Chelsea	g	9-16	0-0	2-3	1	7	8	5	20	2	4	0	1	1	28	
04	BAIRDEN, Kristalyn	g	0-2	0-0	1-2	1	1	2	2	1	0	0	0	1	1	18	
31	GARNER, Jaryn	g	0-3	0-0	0-0	0	2	2	3	0	2	2	0	0	0	21	
35	CLAY, Michala	g	1-1	0-0	0-0	0	0	0	1	2	0	0	0	0	0	6	
Team						1	1	2									
Totals			25-56	5-15	9-16	8	21	29	18	64	11	14	2	5	200		

FG % 1st Half: 12-29	41.4%	2nd half: 13-27	48.1%	Game: 25-56	44.6%	DeatBlk
3FG % 1st Half: 3-7	42.9%	2nd half: 2-8	25.0%	Game: 5-15	33.3%	Rebounds
FT % 1st Half: 3-6	50.0%	2nd half: 6-10	60.0%	Game: 9-16	56.3%	4.1

Officials: Brian Enterline, Karen Presto, Bruce Morris  
 Technical fouls: Hofstra-None, Saint Joseph's-None  
 Attendance: 3411

Score by periods	1st	2nd	3rd	4th	Total
Hofstra	10	23	15	27	75
Saint Joseph's	14	16	15	19	64

### James Madison 85 • 6-4

##	Player	Total			3-Ptr			Rebounds			PF	TP	A	TO	Blk	Stl	Min
		FG-FGA	FG-FGA	FT-FTA	FG-FGA	FG-FGA	FT-FTA	Off	Def	Tot							
04	Butler, Tasia	r	6-12	0-0	3-4	3	6	9	2	15	0	1	1	1	1	35	
10	Young, Aneah	g	4-9	1-1	2-2	1	3	4	2	11	0	1	0	1	1	30	
12	Hall, Precious	g	5-15	1-4	6-6	1	4	5	3	17	2	4	1	1	1	31	
13	Reynolds, Logan	g	1-3	0-2	0-0	0	2	2	3	2	1	1	0	0	0	13	
20	Smalls, Kamiah	g	4-7	1-1	2-3	1	7	8	2	11	1	1	0	0	0	26	
14	Barron, Hailee	g	1-4	0-2	3-4	1	2	3	0	5	3	1	0	2	2	28	
15	Barnier, Lexie	g	9-16	3-5	1-4	3	2	5	3	22	0	0	0	0	0	31	
42	Merritt, Devon	g	1-2	0-0	0-0	3	2	5	1	2	0	1	2	1	1	6	
Team						3	2	5									
Totals			31-69	6-15	17-23	16	30	46	16	85	7	10	4	6	200		

1st FG %: 9-25	36.0%	2nd 9-18	50.0%	3rd 7-17	41.2%	4th 11-18	61.1%	Game: 31-69	44.9%	DeatBlk
3FG %: 2-4	50.0%	1-3	33.3%	4-5	80.0%	3-3	66.7%	Game: 6-15	40.0%	Rebounds
FT %: 9-9	100.0%	5-6	83.3%	0-0	0.0%	0-9	66.7%	Game: 17-23	73.9%	7.2

### Saint Joseph's 72 • 3-9

##	Player	Total			3-Ptr			Rebounds			PF	TP	A	TO	Blk	Stl	Min
		FG-FGA	FG-FGA	FT-FTA	FG-FGA	FG-FGA	FT-FTA	Off	Def	Tot							
30	VEILLEUX, Sarah	r	3-6	2-4	2-2	2	4	6	0	10	4	0	0	0	0	16	
33	FRANKLYN, Adashia	r	9-15	0-0	2-5	2	2	4	5	20	1	1	0	0	0	24	
34	FIORAVANTI, Amanda	r	3-9	0-0	1-1	2	4	6	5	7	2	2	3	0	0	20	
02	RULE, Mackenzie	g	1-3	0-1	2-2	1	3	4	1	4	4	4	0	0	0	30	
12	MONAGHAN, Alyssa	g	5-13	3-9	0-0	1	3	4	13	1	1	0	0	0	0	39	
01	ARMSTRONG, Katie	g	1-1	1-1	0-0	0	0	0	0	3	0	0	0	0	0	4	
04	BAIRDEN, Kristalyn	g	5-14	3-6	0-0	0	1	1	2	13	2	1	0	1	1	32	
20	HORNE, Jazmin	g	0-1	0-0	0-0	0	0	0	0	3	0	1	0	0	0	11	
31	GARNER, Jaryn	g	1-3	0-1	0-0	1	1	2	4	2	1	2	0	1	1	13	
35	CLAY, Michala	g	0-3	0-0	0-0	1	0	1	4	0	0	2	0	0	0	11	
Team						1	2	3									
Totals			28-68	9-22	7-10	11	20	31	28	72	16	14	3	2	200		

1st FG %: 11-19	57.9%	2nd 7-14	50.0%	3rd 2-15	13.3%	4th 3-20	40.0%	Game: 28-68	41.2%	DeatBlk
3FG %: 3-7	42.9%	3-7	42.9%	0-2	0.0%	3-6	50.0%	Game: 6-12	50.0%	Rebounds
FT %: 9-9	100.0%	2-2	100.0%	0-0	0.0%	0-2	0.0%	Game: 7-10	70.0%	6.1

Officials: Rod Ledington, Ronnie Stephenson, Kristi Mosley  
 Technical fouls: James Madison-None, Saint Joseph's-None  
 Attendance: 923

Score by periods	1st	2nd	3rd	4th	Total
James Madison	18	22	15	30	85
Saint Joseph's	30	19	4	19	72

Last FG - JMU 4th-00:41, SJU 4th-00:20.  
 Largest lead - JMU by 13 4th-00:33, SJU by 17 1st-02:38.  
 JMU led for 10:14, SJU led for 29:31, Game was tied for 00:15.

Points	1st	2nd	3rd	4th	Total
James Madison	18	22	15	30	85
SJU	30	19	4	19	72

Score tied - 0 times  
 Lead changed - 1 time



## 2016-17 SAINT JOSEPH'S BASKETBALL NOTES - PAGE 31

### Game 13 • December 31, 2016 • Robins Center Richmond - 70, Saint Joseph's - 52

Saint Joseph's dropped its Atlantic 10 opener at Richmond, 70-52, despite forward **Adashia Franklyn** setting a new program record for rebounds in a game with 25.

Franklyn, who finished with 12 offensive rebounds and 13 defensive boards, surpassed the Hawks' previous single-game mark of 21 held by Trish Brown, Dale Hodges and Chatilla van Grinsven.

Saint Joseph's jumped out to a 7-2 lead, but Richmond quickly answered back to take control of the game.

Using an 11-0 run, the Spiders opened a 13-7 edge and finished with a 15-12 lead at the end of the first quarter.

Ahead 32-26 in the second quarter, Richmond ended the half on a 9-0 run to build a 41-26 lead as the Spiders finished the period shooting 14-of-25 from the field (56 percent), while holding the Hawks to just 9-of-37 (24.3 percent).

Down by as many as 19 in the third quarter, Saint Joseph's battled back to make it a nine-point game, 56-47, on a three-point play by Franklyn with 5:32 to play.

That would be as close as the Hawks would get though as Richmond closed out the game with a 14-5 run.

### Game 14 • January 4, 2017 • Charles E. Smith Center George Washington - 53, Saint Joseph's - 44

In a tight battle throughout, George Washington used an 11-2 run to close out the game and top Saint Joseph's, 53-44.

Down 39-33 to start the fourth quarter, the Hawks used a 7-0 run to start the period and take their first lead of the game, 40-39, on a layup by **Jaryn Garner** with 7:34 to play.

The Colonials answered back with a three-point play by Lexi Martins, but Garner followed with a jumper to tie the game at 42 all with 6:19 to play.

From there though George Washington would take control. Behind seven straight points, the Colonials opened a 49-42 game.

Saint Joseph's cut it to 49-44 on a layup by **Katie Armstrong**. However that would be as close as the visiting Hawks would get as Martins connected on four free throws to close out the game.

Saint Joseph's 52 • 3-10

No.	Player	Total			3-Ptr			Rebounds			PF	TP	A	T.O.	Bk	Stl	Min
		FG	FGA	FT	FTA	Off	Def	Tot									
33	FRANKLYN, Adashia	1	5-17	0-0	3-6	12	13	25	3	13	1	6	1	0	37		
34	FIORAVANTI, Amanda	1	1-5	0-0	3-4	3	2	5	3	5	1	2	2	1	18		
2	BAILE, Mackenzie	3	0-1	0-0	0-0	1	0	1	1	0	1	0	0	1	16		
04	BAIRDEN, Kristalyn	5	2-9	2-6	0-2	1	0	1	2	6	1	2	0	0	37		
12	MONAGHAN, Alyssa	3	7-23	1-6	3-4	1	3	4	2	18	1	1	0	1	37		
01	ARMSTRONG, Katie	2	2-3	1-1	0-1	1	0	1	1	5	0	0	0	0	11		
20	HORNE, Jazmin	1	1-2	1-2	0-0	0	0	0	3	3	1	2	0	1	18		
31	GARNER, Jaryn	2	0-2	0-0	0-0	0	0	0	2	0	0	1	0	0	12		
35	CLAY, Michala	1	1-4	0-1	0-0	1	2	3	3	2	1	3	0	2	14		
Team						4	3	7									
Totals			19-66	5-18	9-17	24	23	47	20	52	7	17	3	6	200		
FG % 1st Half		9-37	24.3%	2nd half	10-29	34.5%	Game		19-66	28.8%	Doublet						
3FG % 1st Half		2-8	25.0%	2nd half	3-8	37.5%	Game		5-16	31.3%	Rebounds				4		
FT % 1st Half		6-10	60.0%	2nd half	3-7	42.9%	Game		9-17	52.9%							

Richmond 70 • 7-7

No.	Player	Total			3-Ptr			Rebounds			PF	TP	A	T.O.	Bk	Stl	Min
		FG	FGA	FT	FTA	Off	Def	Tot									
01	HINDS-CLARKE, Jaide	1	5-7	0-0	2-4	2	2	4	2	12	0	3	1	1	23		
05	WISEMAN, Ragan	1	0-5	0-2	0-0	0	0	0	3	0	2	0	1	10			
09	MURPHY, Kyle	5	1-4	1-2	0-0	0	3	3	2	3	3	1	0	3	30		
11	PARSON, Muzela	3	6-9	1-2	4-4	1	8	9	2	17	2	2	1	30			
23	TOILSON, Lauren	3	4-12	1-5	8-8	1	8	9	2	17	1	2	0	35			
04	HUBBARD, Janelle	3	6-12	2-5	2-3	0	1	1	1	16	1	0	0	25			
14	HUBALLA, Alicia	1	0-1	0-0	1-2	2	1	3	2	1	3	3	0	24			
15	WIKI, Karleigh	1	0-0	0-0	0-0	1	0	1	0	0	0	0	0	2			
33	DUGGAN, Amy	1	2-5	0-2	0-1	2	3	5	1	4	1	1	0	21			
Team						4	1	5									
Totals			24-55	5-18	17-22	13	27	40	15	70	11	14	2	7	200		
FG % 1st Half		14-26	53.8%	2nd half	10-30	33.3%	Game		24-55	43.6%	Doublet						
3FG % 1st Half		3-6	50.0%	2nd half	2-12	16.7%	Game		5-18	27.8%	Rebounds				0		
FT % 1st Half		10-12	83.3%	2nd half	7-10	70.0%	Game		17-22	77.3%							

Officials: Joseph Vazily, Brandon Entelme, Kristi Vera  
Technical fouls: Saint Joseph's-None, Richmond-None  
Attendance: 564

Score by periods	1st	2nd	3rd	4th	Total
Saint Joseph's	12	14	13	13	52
Richmond	15	26	10	19	70

Saint Joseph's 44 • 3-11, 0-2 A-10

No.	Player	Total			3-Ptr			Rebounds			PF	TP	A	T.O.	Bk	Stl	Min
		FG	FGA	FT	FTA	Off	Def	Tot									
33	FRANKLYN, Adashia	1	1-4	0-0	4-5	1	8	9	4	6	0	4	1	1	31		
34	FIORAVANTI, Amanda	1	5-7	0-0	0-0	0	4	4	5	10	2	1	1	2	28		
02	BAILE, Mackenzie	3	0-2	0-0	0-0	0	3	3	1	0	1	0	0	1	18		
04	BAIRDEN, Kristalyn	5	4-14	3-9	1-2	0	1	1	0	12	1	2	0	1	35		
12	MONAGHAN, Alyssa	3	3-8	1-4	1-1	1	4	5	4	8	1	2	0	0	38		
01	ARMSTRONG, Katie	2	1-2	0-0	0-0	0	2	2	5	2	1	5	1	1	19		
20	HORNE, Jazmin	1	0-1	0-0	0-0	0	0	0	1	0	0	0	0	0	4		
31	GARNER, Jaryn	2	3-5	0-0	0-1	0	3	3	6	4	0	1	2	21			
35	CLAY, Michala	1	0-3	0-1	0-0	0	0	0	0	0	0	0	0	0	6		
Team						1	2	3									
Totals			17-46	4-13	6-9	3	27	30	23	44	10	15	4	8	200		
FG % 1st Half		9-23	39.1%	2nd half	8-23	34.8%	Game		17-46	37.0%	Doublet						
3FG % 1st Half		4-6	66.7%	2nd half	0-7	0.0%	Game		4-13	30.8%	Rebounds				2		
FT % 1st Half		4-6	66.7%	2nd half	2-3	66.7%	Game		6-9	66.7%							

GW 53 • 10-5, 3-0 A-10

No.	Player	Total			3-Ptr			Rebounds			PF	TP	A	T.O.	Bk	Stl	Min
		FG	FGA	FT	FTA	Off	Def	Tot									
09	WASHINGTON, Caira	1	2-6	0-0	0-2	3	5	8	2	4	3	3	4	0	38		
25	FRANKE, Kullii	1	1-7	0-1	0-0	0	1	1	1	2	0	1	0	2	15		
05	CUMMINGS, Brianna	4	1-5	0-0	1-1	1	4	5	2	3	1	1	0	1	23		
20	SCHAIBLE, Hannah	3	6-10	0-2	0-2	3	3	6	3	12	5	3	0	3	33		
21	BAUTISTA, Mel-Lyn	3	3-6	2-5	0-0	0	2	2	2	8	3	2	0	1	33		
02	TAPIAS, Camila	3	1-5	0-3	2-2	0	0	0	0	4	1	0	0	12			
15	CRANSHAW, Shannon	1	1-3	1-3	0-0	0	1	1	0	3	0	1	1	16			
24	MARTINS, Lexi	3	5-13	0-3	7-11	2	9	11	1	17	0	2	0	28			
03	BRESEFF, Kendall	1	0-0	0-0	0-0	0	0	0	1	0	1	0	0	2			
Team						4	2	6									
Totals			20-55	3-17	10-18	13	27	40	12	53	13	14	5	7	200		
FG % 1st Half		11-26	42.3%	2nd half	9-29	31.0%	Game		20-55	36.4%	Doublet						
3FG % 1st Half		2-9	22.2%	2nd half	1-5	12.5%	Game		3-17	17.6%	Rebounds				0		
FT % 1st Half		8-9	88.9%	2nd half	4-9	44.4%	Game		10-18	55.6%							

Officials: Isaac Johnson, Angelica Sufren, Norris Jones  
Technical fouls: Saint Joseph's-None, GW-None  
Attendance: 756  
Fouled Out: Armstrong (SJU) - 4th, 0:40; Fioravanti (SJU) - 4th, 0:23

Score by periods	1st	2nd	3rd	4th	Total
Saint Joseph's	11	15	7	11	44
GW	17	13	9	14	53



# 2016-17 SAINT JOSEPH'S BASKETBALL NOTES - PAGE 32

## Game 15 • January 7, 2017 • Hagan Arena Saint Joseph's - 81, Massachusetts - 50

## Game 16 • January 11, 2017 • Hagan Arena Saint Joseph's - 64, VCU - 58

Behind a season-best 52.5 percent shooting, Saint Joseph's topped Massachusetts, 81-50.

Saint Joseph's picked up its second straight win as the Hawks held off VCU, 64-58.

Led by a career-high 18 points from **Kristalyn Baisden** and an 18-point, 11-rebound double-double from **Adashia Franklyn**, the Hawks took control from the tip as they ran out to a 19-11 lead after the opening quarter.

Playing in front of a raucous 1,462 fans as part of SJU's annual Fieldtrip to the Fieldhouse promotion for area school children, the Hawks held a slight, 36-35 edge midway through the third quarter.

The Minutewomen cut their deficit to just four, 21-17, with 7:29 to play in the second quarter, but Saint Joseph's answered back with a 13-2 run as Baisden capped the spurt with one of her game-high six three-pointers.

From there, Saint Joseph's got timely buckets from **Kristalyn Baisden** and **Amanda Fioravanti** as the Hawks extended their lead to 45-39 entering the fourth quarter.

Massachusetts cut the Hawks' lead to nine, 34-25, with under a minute to play in the half, however Saint Joseph's got back-to-back three-pointers from rookie Katie Armstrong and sophomore Alyssa Monaghan to give the hosts a 40-25 lead after 20 minutes.

Falling behind by eight with under five minutes to play, VCU rallied to make it a one-possession game, 56-54, on a Curteeona Brelove layup with 1:53 to play.

Coming off a hot end to the stanza, the Hawks carried the momentum into the third quarter as they scored the first 14 points. A pair of free throws by Franklyn capped a 20-0 run that spanned two quarters to give SJU a 54-25 lead.

Off an offensive rebound by Fioravanti, **Chelsea Woods** connected on a three-point play with under a minute to go to put SJU up 59-54.

The Hawks went on to outscore UMass 31-6 in the third quarter and pushed ahead by as many as 46 in the fourth en route to picking up their first conference win of the year.

**Alyssa Monaghan** and **Sarah Veilleux** combined to go 5-of-6 from the foul line to close out the victory.

Massachusetts 50 • 7-10, 1-3 A-10

#	Player	Total			3-Ptr			Rebounds			PF	TP	A	TO	Bk	Stl	Min		
		FG	FGA	FT	FTA	Off	Def	Tot											
22	MULLIGAN, Maggie	5	10	0	0	4	6	10	5	14	1	2	2	1	38				
03	HOLDER, Ryan	4	16	0	0	1	1	2	2	9	1	1	1	2	35				
23	STIFF, Alyx	3	9	2	5	0	4	5	0	8	0	6	0	4	30				
24	LEIDEL, Hailey	3	11	2	7	3	4	4	11	0	1	0	0	0	40				
25	MODERMENT, Leah	2	1	5	0	2	0	0	1	1	0	2	3	6	0	31			
14	BURKE, Megan	0	0	0	0	0	0	0	0	0	0	0	0	0	1	5			
21	KENFICK, Gabriella	0	0	0	0	0	0	0	0	0	0	0	0	0	0	1			
22	GEORGE, Jessica	1	2	0	0	4	4	1	8	1	0	0	0	1	19				
Team						3	1	4											
Totals			17-53		4-14		12-15		10	20	30	12	50	7	16	3	10	200	
FG % 1st Hal		7-21	33.3%	2nd hal		10-32	31.3%	Game:		17-50	32.1%							Deadball Rebounds	
3FG % 1st Hal		2-8	40.0%	2nd hal		2-9	22.2%	Game:		4-14	28.6%								
FT % 1st Hal		9-12	75.0%	2nd hal		3-3	100.0%	Game:		12-15	80.0%								

Saint Joseph's 81 • 4-11, 1-2 A-10

#	Player	Total			3-Ptr			Rebounds			PF	TP	A	TO	Bk	Stl	Min		
		FG	FGA	FT	FTA	Off	Def	Tot											
33	FRANKLYN, Adashia	1	6	6	0	0	5	6	11	0	18	1	3	3	1	31			
34	FIORAVANTI, Amanda	1	4	9	0	0	0	7	7	2	8	8	2	1	1	21			
02	RUI, Mackenzie	3	2	3	1	2	0	2	2	5	4	1	0	2	28				
04	BASIDEN, Kristalyn	3	6	10	6	8	0	0	0	3	18	1	1	0	2	27			
13	MONAGHAN, Alyssa	3	4	7	4	6	0	2	2	0	12	2	0	0	1	27			
01	ARMSTRONG, Katie	3	2	3	1	2	0	1	1	0	5	2	1	0	0	11			
20	HORN, Jazmin	3	0	3	0	1	0	0	0	0	0	1	3	0	0	9			
31	GARNER, Jaryn	3	0	7	0	0	0	1	2	1	0	0	3	0	0	18			
32	WOODS, Chelsea	3	5	6	0	0	0	1	1	2	10	2	0	0	1	15			
35	CLAY, Michala	3	2	5	0	1	1	3	4	1	5	2	0	0	1	13			
Team						1	5	4											
Totals			31-59		12-19		7-11		9	26	35	11	81	21	14	4	9	200	
FG % 1st Hal		15-27	55.6%	2nd hal		16-32	50.0%	Game:		31-59	52.5%							Deadball Rebounds	
3FG % 1st Hal		8-11	72.7%	2nd hal		4-8	50.0%	Game:		12-19	63.2%								
FT % 1st Hal		2-4	50.0%	2nd hal		5-7	71.4%	Game:		7-11	63.6%								

Officials: Maggie Terman, Nykeasha Thompson, Ed Sidlesky  
Technical fouls: Massachusetts=None; Saint Joseph's=None  
Attendance: 843

Score by periods	1st	2nd	3rd	4th	Total
Massachusetts	11	14	6	19	50
Saint Joseph's	19	21	31	10	81

VCU 58 • 9-9, 2-3 A-10

#	Player	Total			3-Ptr			Rebounds			PF	TP	A	TO	Bk	Stl	Min		
		FG	FGA	FT	FTA	Off	Def	Tot											
32	GIBSON, Bri	1	0	2	0	0	3	4	0	1	1	1	3	0	2	0	17		
01	GOODHOPE, Galaisha	3	4	9	2	3	6	6	4	16	2	3	0	1	29				
24	ROWSER, Moonah	3	5	13	0	0	1	2	3	3	10	1	0	1	2	36			
25	BRELOVE, Curteeona	3	5	9	0	0	2	3	3	6	1	12	0	1	0	26			
34	ROBINSON, Keira	3	2	5	0	1	0	0	6	6	2	4	3	1	2	34			
00	PEGRAM, Ashley	3	0	0	0	0	0	0	0	0	0	0	0	0	0	4			
21	MITCHELL, Ashlee	3	0	0	0	0	0	0	0	0	1	0	0	0	0	2			
22	STRONG, Katherine	3	6	7	0	0	1	2	1	0	1	2	13	1	0	0	20		
23	SKINNER, Sandra	3	0	3	0	0	0	2	1	3	1	0	0	3	0	0	17		
16	THORPE, Isis	3	0	5	0	0	0	0	3	3	2	0	0	1	0	0	15		
Team						0	3	3											
Totals			22-53		2-4		12-16		7	25	32	17	58	8	13	2	6	200	
FG % 1st Hal		9-26	34.6%	2nd hal		13-27	48.1%	Game:		22-53	41.5%							Deadball Rebounds	
3FG % 1st Hal		2-9	22.2%	2nd hal		0-2	0.0%	Game:		2-4	50.0%								
FT % 1st Hal		5-6	83.3%	2nd hal		7-10	70.0%	Game:		12-16	75.0%								

Saint Joseph's 64 • 5-11, 2-2 A-10

#	Player	Total			3-Ptr			Rebounds			PF	TP	A	TO	Bk	Stl	Min		
		FG	FGA	FT	FTA	Off	Def	Tot											
33	FRANKLYN, Adashia	1	5	7	0	0	2	4	5	9	2	12	1	5	2	0	32		
34	FIORAVANTI, Amanda	1	4	9	0	0	0	4	4	8	2	8	5	1	0	0	25		
02	RUI, Mackenzie	3	1	2	0	0	0	0	1	1	3	2	1	2	0	2	31		
04	BASIDEN, Kristalyn	3	2	9	1	5	1	2	3	1	6	1	1	0	2	30			
12	MONAGHAN, Alyssa	3	4	15	3	10	6	1	2	3	1	17	1	0	0	36			
30	VEILLEUX, Sarah	3	2	6	1	2	4	1	2	3	1	9	2	1	0	14			
31	GARNER, Jaryn	3	0	2	0	0	0	1	1	2	0	0	0	0	0	8			
32	WOODS, Chelsea	3	4	9	0	0	2	0	3	3	2	10	3	0	0	0	24		
Team						0	2	2											
Totals			22-59		5-17		15-19		12	22	34	14	64	14	10	2	4	200	
FG % 1st Hal		12-32	37.5%	2nd hal		10-27	37.0%	Game:		22-59	37.3%							Deadball Rebounds	
3FG % 1st Hal		3-10	30.0%	2nd hal		2-7	28.6%	Game:		5-17	29.4%								
FT % 1st Hal		1-2	50.0%	2nd hal		14-17	82.4%	Game:		15-19	78.9%								

Officials: Dennis DeMayo, Keron Prieto, Wes Dean  
Technical fouls: VCU=None; Saint Joseph's=None  
Attendance: 1462

Score by periods	1st	2nd	3rd	4th	Total
VCU	10	15	14	19	58
Saint Joseph's	17	11	17	19	64



# 2016-17 SAINT JOSEPH'S BASKETBALL NOTES - PAGE 33

## Game 17 • January 14, 2017 • Tom Gola Arena Saint Joseph's - 75, La Salle - 55

Saint Joseph's extended its win streak to three games as the Hawks topped rival La Salle, 75-55.

Falling behind early, SJU battled back with a strong end to the first quarter and carried momentum into the second to take control of the game. Behind a 21-4 run that spanned both quarters, the Hawks went from losing 12-8 to taking a 29-16 lead on a steal and layup by **Chelsea Woods** with 5:57 to go in the second quarter.

Ahead by as many as 14 in the third period, the Hawks had their lead cut to five, 54-49, on a layup by Amy Griffin with 8:42 left in the fourth quarter.

After trading baskets, Saint Joseph's began to pull away from the Explorers for good. Using a 9-0 run, the Hawks opened a 65-51 edge on a pair of free throws by **Alyssa Monaghan**. Saint Joseph's defense held La Salle to 0-for-5 from the floor and caused one turnover during the near three minute stretch.

La Salle got no closer than 65-55 from there as SJU scored the final 10 points of the game to improve to 43-10 all-time versus the Explorers.

## Game 18 • January 18, 2017 • Hagan Arena Saint Joseph's - 47, Fordham - 44

Saint Joseph's held off a late push by Atlantic 10 leading Fordham to pick up its fourth straight win with a 47-44 victory.

In a game in which no team led by more than seven, the game came down to a thrilling final few minutes of action.

Leading 45-38 with 1:30 to play, Saint Joseph's saw its lead cut to two, 46-44, on a three-point play by the Rams' G'mrice Davis.

After a foul sent them to the line, the Hawk failed to connect on a pair of free throws, giving the ball back to Fordham with 26 seconds to go.

Hustling back on defense, Saint Joseph's came up with a big stop as it forced a turnover with 7.8 seconds left.

A free throw by **Adashia Franklyn** pushed the lead to 47-44, while the Hawks' defense came up with one final stand, forcing an off-balanced shot by Fordham at the buzzer that didn't hit the mark.

### Saint Joseph's 75 • 6-11 (3-2 A-10)

#	Player	Total			3-Ptr			Rebounds			PF	TP	A	TO	Blk	Stl	Min
		FG-FGA	FG-FGA	FT-FTA	FG-FGA	FG-FGA	FT-FTA	O#	Def	Tot							
33	F HANKLYN, Adashia	1	3-7	0-0	4-4	2	9	11	3	10	0	3	3	1	30		
04	FIORAVANTI, Amanda	1	3-9	0-0	1-3	0	8	8	3	7	4	3	0	1	25		
32	RULE, Mackenzie	3	1-1	0-0	3-4	1	0	1	1	5	0	2	0	0	21		
04	BAIRDEN, Kristalyn	9	1-4	1-1	2-2	0	0	0	1	5	1	1	0	0	21		
12	MONAGHAN, Alyssa	3	3-12	2-6	2-2	1	3	4	2	10	4	4	0	2	36		
30	VELILLEUX, Sarah	2	7-7	3-3	1-1	0	0	0	1	18	3	1	0	1	25		
31	GARNER, Jarlyn	1	1-1	0-0	1-2	1	2	3	3	3	1	0	1	18			
32	WOODS, Chelsea	2	5-14	0-0	7-7	5	4	9	1	17	5	2	0	4	24		
Team			3	1	4												
Totals			24-55	6-10	21-25	13	27	40	15	75	20	17	3	10	200		

FG % 1st Half:	12/27	44.4%	2nd half:	12/28	42.9%	Game:	24/55	43.6%	Deadball Rebounds:	5
3FG % 1st Half:	4/9	44.4%	2nd half:	2/4	50.0%	Game:	6/10	60.0%		
FT % 1st Half:	10/10	100.0%	2nd half:	11/15	73.3%	Game:	21/25	84.0%		

### La Salle 55 • 9-8 (2-3 A-10)

#	Player	Total			3-Ptr			Rebounds			PF	TP	A	TO	Blk	Stl	Min
		FG-FGA	FG-FGA	FT-FTA	FG-FGA	FG-FGA	FT-FTA	O#	Def	Tot							
14	FREELAND, Ashanti	1	2-2	0-0	0-0	1	1	2	4	4	0	1	1	0	10		
05	MINIZER, Lisa	1	2-3	0-0	0-0	4	2	6	4	4	0	0	4	0	31		
11	ALSTON, Jasmine	5	2-8	0-0	2-4	1	5	6	4	6	2	4	0	2	39		
15	MILLER, Adreana	4	1-9	0-2	1-2	1	1	2	3	3	0	1	0	0	22		
21	GRIFFIN, Amy	9	8-19	0-0	0-1	1	5	6	1	16	4	4	0	2	39		
13	SCHIFFEL, Anemone	5	0-1	0-1	0-0	0	0	0	0	0	2	0	0	0	6		
22	BULLOCK, Deja	2	0-1	0-0	0-0	0	0	0	0	0	0	0	0	0	2		
25	MILLER, Shalina	1	0-0	0-0	0-0	0	0	0	0	0	0	0	0	0	1		
34	OWENS, Micalyah	1	6-15	0-2	2-2	3	1	4	4	14	3	4	1	3	32		
35	NGWAFANG, Sophia	1	3-5	0-0	2-2	1	1	2	2	8	0	0	0	0	18		
Team			4	3	7												
Totals			24-63	0-5	7-11	16	19	35	22	55	9	16	6	7	200		

FG % 1st Half:	11/27	40.7%	2nd half:	13/36	36.1%	Game:	24/63	38.1%	Deadball Rebounds:	0
3FG % 1st Half:	0/0	0.0%	2nd half:	0/5	0.0%	Game:	0/5	0.0%		
FT % 1st Half:	3/4	75.0%	2nd half:	4/7	57.1%	Game:	7/11	63.6%		

Officials: Kathi Lynn Lynch, Kathy Lonergan, Natasha Camy  
Technical fouls: Saint Joseph's-None, La Salle-None  
Attendance: 307

Score by period	1st	2nd	3rd	4th	Total	Points	Off	2nd	Fast	Bench
Saint Joseph's	15	23	16	21	75	32	19	6	3	38
La Salle	14	11	20	10	55	38	14	16	10	22

Last FG - SJU 4th 00:53, LAS 5th 02:53  
Largest lead - SJU by 20 4th 00:30, LAS by 4 1st 06:40  
SJU led for 31:32, LAS led for 06:24. Game was tied for 04:35  
Score tied - 2 times  
Lead changed - 1 time

### Fordham 44 • 15-6, 6-1 A-10

#	Player	Total			3-Ptr			Rebounds			PF	TP	A	TO	Blk	Stl	Min
		FG-FGA	FG-FGA	FT-FTA	FG-FGA	FG-FGA	FT-FTA	O#	Def	Tot							
05	DAVIS, G'mrice	1	9-19	0-0	4-7	5	14	19	3	22	0	3	1	1	40		
22	BURNS, Danielle	1	1-9	0-3	2-3	2	1	3	4	4	2	0	0	1	27		
02	HOLDEN, Lauren	2	1-10	0-4	1-2	1	2	3	1	3	0	3	0	0	35		
25	MISSRY, Hannah	5	3-8	2-6	0-0	1	3	4	1	8	1	1	0	1	32		
35	KRESLINA, Kate	2	1-8	1-4	2-2	1	1	2	1	5	0	1	0	0	30		
09	SUAREZ, Tiffany	1	0-1	0-0	0-0	1	0	1	0	0	0	0	0	0	4		
12	WOMING, Ashtie	1	0-0	0-0	0-0	1	1	1	1	2	3	1	0	0	14		
14	PADOVANO, Danielle	1	0-0	0-0	0-0	1	0	1	1	0	0	0	0	0	6		
23	KELLY, Anna	1	0-3	0-0	0-0	1	1	2	1	0	0	0	5	0	8		
34	GOULDING, Mary	1	0-1	0-0	0-0	1	0	1	1	0	0	1	0	0	4		
Team			4	1	5												
Totals			15-59	3-17	11-16	18	24	42	14	44	6	15	1	5	200		

FG % 1st Half:	11/19	57.9%	2nd half:	5/13	38.5%	Game:	16/32	50.0%	Deadball Rebounds:	5
3FG % 1st Half:	0/4	0.0%	2nd half:	1/8	12.5%	Game:	1/12	8.3%		
FT % 1st Half:	5/5	100.0%	2nd half:	6/6	100.0%	Game:	11/11	100.0%		

### Saint Joseph's 47 • 7-11, 4-2 A-10

#	Player	Total			3-Ptr			Rebounds			PF	TP	A	TO	Blk	Stl	Min
		FG-FGA	FG-FGA	FT-FTA	FG-FGA	FG-FGA	FT-FTA	O#	Def	Tot							
33	FRANKLYN, Adashia	1	3-11	0-0	2-4	3	10	13	4	8	0	1	4	1	31		
04	FIORAVANTI, Amanda	1	2-7	0-0	0-0	0	3	3	4	4	1	3	1	0	23		
02	RULE, Mackenzie	2	0-2	0-1	0-0	0	2	2	1	0	3	2	0	0	22		
04	BAIRDEN, Kristalyn	5	1-2	0-1	0-0	1	0	1	3	2	0	1	0	1	29		
12	MONAGHAN, Alyssa	2	3-13	0-6	1-2	1	1	2	1	7	0	0	0	1	30		
30	VELILLEUX, Sarah	1	3-6	2-3	0-0	1	3	4	2	8	1	0	2	0	28		
31	GARNER, Jarlyn	1	2-2	0-0	0-0	0	1	1	3	4	1	2	0	1	11		
32	WOODS, Chelsea	1	5-12	0-0	4-7	4	5	9	1	14	0	2	0	3	26		
Team			1	0	1												
Totals			19-55	2-11	7-13	11	25	36	19	47	6	12	7	7	200		

FG % 1st Half:	11/18	61.1%	2nd half:	8/17	47.1%	Game:	19/35	54.3%	Deadball Rebounds:	5
3FG % 1st Half:	0/4	0.0%	2nd half:	2/8	25.0%	Game:	2/12	16.7%		
FT % 1st Half:	1/2	50.0%	2nd half:	6/9	66.7%	Game:	7/11	63.6%		

Officials: Joseph Vassily, Shannon Hack, Hood Esterline  
Technical fouls: Fordham-None, Saint Joseph's-None  
Attendance: 914

Score by period	1st	2nd	3rd	4th	Total	Points	Off	2nd	Fast	Bench
Fordham	4	11	14	15	44	10	10	12	2	2
Saint Joseph's	3	18	10	16	47	16	8	8	2	26

Last FG - FORD 4th 00:01, SJU 4th 02:55  
Largest lead - FORD by 2 1st 08:40, SJU by 7 3rd 02:49  
FORD led for 05:47, SJU led for 29:26. Game was tied for 04:47  
Score tied - 3 times  
Lead changed - 7 times



# 2016-17 SAINT JOSEPH'S BASKETBALL NOTES - PAGE 34

## Game 19 • January 21, 2017 • UD Arena Dayton - 64, Saint Joseph's - 59 OT

Saint Joseph's had its four game win streak snapped by Dayton, 64-59, in overtime.

In a tight game throughout, the Hawks battled back to force extra time as **Chelsea Woods** knocked down a free throw to tie the game at 50-50 with five seconds to play.

Off a timeout, Saint Joseph's got a defensive stop on Dayton as **Adashia Franklyn** blocked the Flyers' game-winning attempt to lead to overtime.

In the extra frame, the Hawks held a slim 57-55 lead with just under two minutes to play. From there though, Dayton would score the next eight points to open a 63-57 lead.

With the game knotted at 57, Dayton's Jenna Burdette knocked down her team's only three-pointer of the game to put the host Flyers ahead 60-57 with 1:14 to play.

Saint Joseph's failed to convert on its next two possessions as Dayton went 3-of-4 from the line to push its lead to six.

The Hawks cut the lead to four twice in the final moments, but would get no closer as their win streak came to a halt.

### Saint Joseph's 59 • 7-12, 4-3 A-10

No.	Player	Total			3-Ptr			Rebounds			PF	TP	A	TO	Blk	Stl	Min
		FG-FGA	FG-FGA	FT-FTA	O#	Def	Tot	O#	Def	Tot							
02	RULL, Mackenzie	0-2	0-0	0-0	0	0	0	1	0	3	0	0	0	0	0	26	
04	BAIRDEN, Kristalyn	1-4	1-4	2-2	0	1	1	0	5	0	2	0	0	0	0	34	
12	MONAGHAN, Alyssa	4-11	3-7	0-0	0	3	3	2	11	3	0	0	0	0	0	31	
33	HANKLYN, Adashia	7-12	0-0	0-1	0	4	4	1	14	1	3	2	1	1	42		
34	FIORAVANTI, Amanda	2-8	0-0	0-0	0	3	3	4	4	2	0	1	0	0	21		
30	VELLEUX, Sarah	5-9	1-4	0-0	0	5	5	4	11	2	1	1	1	1	26		
31	GARNER, Jaryn	0-2	0-0	0-0	1	0	1	3	0	3	3	0	1	1	18		
32	WOODS, Chelsea	5-13	0-0	4-5	4	7	11	5	14	0	4	0	0	0	27		
	Team				2	6	8										
	Totals	24-61	5-15	6-8	7	29	36	20	59	14	14	4	3			225	
	FG % 1st Half	12-27	44.4%	2nd half	8-38	30.8%	OT	4-8	50.0%	Game	24-61	39.3%	Double				
	3FG % 1st Half	2-8	25.0%	2nd half	2-5	40.0%	OT	1-2	50.0%	Game	5-15	33.3%	Rebounds				
	FT % 1st Half	0-0	0.0%	2nd half	6-8	75.0%	OT	0-0	0.0%	Game	6-8	75.0%	1				

### Dayton 64 • 12-7, 6-1 A-10

No.	Player	Total			3-Ptr			Rebounds			PF	TP	A	TO	Blk	Stl	Min
		FG-FGA	FG-FGA	FT-FTA	O#	Def	Tot	O#	Def	Tot							
00	GRANT-ALLEN, Saicha	6-15	0-0	1-2	7	9	16	0	13	0	2	1	0	0	0	45	
11	HARRIS, Alex	3-9	0-0	2-4	4	4	8	1	8	2	2	0	1	0	1	32	
14	BURDETTE, Jenna	7-18	1-5	3-4	0	2	2	3	18	4	6	0	0	0	0	45	
22	AUSTRIA, Kelley	2-11	0-4	6-6	0	2	2	1	10	3	0	0	1	1	45		
34	LAYFIELD, JaVonnia	4-6	0-0	5-6	4	8	12	4	13	1	0	0	0	3	37		
03	MACIOCE, Christy	0-3	0-2	0-0	0	1	1	1	0	0	0	0	0	0	2		
10	CVITKOVIC, Andriana	1-2	0-0	0-0	0	0	0	1	2	0	1	0	0	0	3		
23	DENNIS, Macky	0-1	0-0	0-0	0	1	1	1	0	0	0	0	0	0	2		
24	CANNATTI, L. Lauren	0-3	0-2	0-0	0	0	0	0	0	0	0	0	0	0	6		
42	SCAIFE, Jayla	0-2	0-1	0-0	0	2	2	0	0	0	0	0	0	0	8		
	Team				5	2	7										
	Totals	23-70	1-14	17-24	20	31	51	12	64	10	11	1	5			225	
	FG % 1st Half	8-32	25.0%	2nd half	10-34	30.2%	OT	2-4	50.0%	Game	23-70	32.9%	Double				
	3FG % 1st Half	0-7	0.0%	2nd half	0-5	0.0%	OT	1-2	50.0%	Game	1-4	25.0%	Rebounds				
	FT % 1st Half	2-2	100.0%	2nd half	6-6	100.0%	OT	9-14	64.3%	Game	17-24	70.8%	5				

Officials: Wesley Dean, Rod Creech, Geraldine Smith  
Technical fouls: Saint Joseph's-None, Dayton-None  
Attendance: 2146

Score by period	1st	2nd	3rd	4th	OT	Total	Points	1st	Off	2nd	Fast
Saint Joseph's	15	11	8	16	9	59	32	4	9	9	25
Dayton	10	8	18	14	14	64	38	16	9	8	2

Last FG - SJU OT:09:27, UD OT:01:11  
Largest lead - SJU by 10:28-02:44, UD by 6:48-09:06  
SJU led for 29:17, UD led for 11:15. Game was tied for 9:42

Score tied - 7 times  
Lead changed - 3 times



## 2016-17 SAINT JOSEPH'S BASKETBALL NOTES - PAGE 35

RECORD:	OVERALL	HOME	AWAY	NEUTRAL
ALL GAMES	7-12	4-5	3-6	0-1
CONFERENCE	4-3	3-0	1-3	0-0
NON-CONFERENCE	3-9	1-5	2-3	0-1

##	Player	gp-gs	min	Total		3-Point		F-Throw		Rebounds			pf	dq	a	to	blk	stl	pts	avg		
				avg	fg-fga	fg%	3fg-fga	3fg%	ft-fa	ft%	off	def									tot	avg
32	WOODS, Chelsea	16-11	409	25.6	83-187	.444	0-2	.000	53-64	.828	37	80	117	7.3	52	2	44	37	0	28	219	13.7
33	FRANKLYN, Adashia	19-19	573	30.2	93-187	.497	0-0	.000	42-67	.627	63	89	152	8.0	42	2	18	51	29	13	228	12.0
12	MONAGHAN, Alyssa	19-18	640	33.7	72-199	.362	39-114	.342	30-41	.732	6	42	48	2.5	29	0	38	20	0	16	213	11.2
30	VEILLEUX, Sarah	15-8	410	27.3	51-113	.451	25-59	.424	23-25	.920	20	50	70	4.7	39	2	27	15	9	12	150	10.0
34	FIORAVANTI, Amanda	19-12	384	20.2	53-133	.398	0-0	.000	33-49	.673	19	67	86	4.5	55	2	35	32	19	14	139	7.3
04	BAISDEN, Kristalyn	17-10	398	23.4	28-94	.298	19-53	.358	8-15	.533	7	10	17	1.0	22	0	13	13	1	11	83	4.9
31	GARNER, Jaryn	19-2	345	18.2	27-76	.355	2-4	.500	15-23	.652	10	26	36	1.9	51	1	35	35	2	12	71	3.7
02	RULE, Mackenzie	19-15	439	23.1	13-42	.310	7-21	.333	8-12	.667	7	29	36	1.9	36	1	46	21	0	14	41	2.2
01	ARMSTRONG, Katie	9-0	84	9.3	8-26	.308	3-7	.429	0-2	.000	2	6	8	0.9	9	1	4	9	1	1	19	2.1
35	CLAY, Michala	11-0	93	8.5	7-29	.241	0-3	.000	7-7	1.000	6	11	17	1.5	18	1	6	7	0	4	21	1.9
20	HORNE, Jazmin	9-0	70	7.8	1-11	.091	1-6	.167	0-0	.000	0	2	2	0.2	12	0	3	6	1	2	3	0.3
40	BELVEDERE, Candac	2-0	5	2.5	0-1	.000	0-0	.000	0-0	.000	0	2	2	1.0	1	0	0	0	0	0	0	0.0
<b>Team</b>											31	42	73				12					
Total.....		19	3850		436-1098	.397	96-269	.357	219-305	.718	208	456	664	34.9	366	12	269	258	62	127	1187	62.5
Opponents.....		19	3850		423-1084	.390	78-251	.311	258-373	.692	234	476	710	37.4	298	4	191	259	74	117	1184	62.3

TEAM STATISTICS	SJU	OPP	Date	Opponent	Score	Att.
SCORING	1187	1184	11/11/16	TEMPLE	L 70-86	934
Points per game	62.5	62.3	11/13/16	BUCKNELL	L 61-64	743
Scoring margin	+0.2	-	11/16/16	at Iona College	L 57-58	777
FIELD GOALS-ATT	436-1098	423-1084	11/22/16	at Penn	W 57-53	503
Field goal pct	.397	.390	11/25/16	vs BYU	L 56-71	4894
3 POINT FG-ATT	96-269	78-251	11/26/16	at New Mexico	W 79-67	3592
3-point FG pct	.357	.311	12/3/16	VILLANOVA	L 54-62	1243
3-pt FG made per game	5.1	4.1	12/9/16	at Central Michigan	Lot 71-73	1348
FREE THROWS-ATT	219-305	258-373	12/13/16	NJIT	W 75-36	207
Free throw pct	.718	.692	12/18/16	at Drexel	L 49-60	895
F-Throws made per game	11.5	13.6	12/22/16	HOFSTRA	L 64-75	3411
REBOUNDS	664	710	12/28/16	JAMES MADISON	L 72-85	923
Rebounds per game	34.9	37.4	* 12/31/16	at Richmond	L 52-70	564
Rebounding margin	-2.4	-	* 01/04/17	at GW	L 44-53	766
ASSISTS	269	191	* 1/7/17	MASSACHUSETTS	W 81-50	843
Assists per game	14.2	10.1	* 1/11/17	VCU	W 64-58	1462
TURNOVERS	258	259	* 01/14/17	at La Salle	W 75-55	307
Turnovers per game	13.6	13.6	* 1/18/17	FORDHAM	W 47-44	914
Turnover margin	+0.1	-	* 1/21/17	at Dayton	Lot 59-64	2146
Assist/turnover ratio	1.0	0.7				
STEALS	127	117	* - Conference game			
Steals per game	6.7	6.2				
BLOCKS	62	74				
Blocks per game	3.3	3.9				
ATTENDANCE	10680	15792				
Home games-Avg/Game	9-1187	9-1211				
Neutral site-Avg/Game	-	1-4894				

Score by Periods	1st	2nd	3rd	4th	OT	Totals
Saint Joseph's	295	285	274	316	17	1187
Opponents	255	302	261	342	24	1184



## 2016-17 SAINT JOSEPH'S BASKETBALL NOTES - PAGE 36

RECORD:	OVERALL	HOME	AWAY	NEUTRAL
ALL GAMES	4-3	3-0	1-3	0-0
CONFERENCE	4-3	3-0	1-3	0-0
NON-CONFERENCE	0-0	0-0	0-0	0-0

#	Player	gp-gs	min	Total		3-Point		F-Throw		Rebounds					pf	dq	a	to	blk	stl	pts	avg		
				fg-fga	fg%	3fg-fga	3fg%	ft-fa	ft%	off	def	tot	avg											
32	WOODS, Chelsea	5-0	116	23.2	24-54	.444	0-0	.000	17-22	.773	14	20	34	6.8	11	1	10	8	0	8	65	13.0		
12	MONAGHAN, Alyssa	7-7	235	33.6	28-89	.315	14-45	.311	13-17	.765	5	18	23	3.3	12	0	12	7	0	5	83	11.9		
33	FRANKLYN, Adashia	7-7	234	33.4	30-64	.469	0-0	.000	21-30	.700	27	55	82	11.7	17	0	4	25	16	5	81	11.6		
30	VEILLEUX, Sarah	4-0	93	23.3	17-28	.607	7-12	.583	5-5	1.000	2	10	12	3.0	8	0	8	3	3	2	46	11.5		
04	BAISDEN, Kristalyn	7-7	213	30.4	17-52	.327	14-33	.424	6-10	.600	3	4	7	1.0	10	0	5	10	0	6	54	7.7		
34	FIORAVANTI, Amanda	7-7	161	23.0	21-54	.389	0-0	.000	4-8	.500	7	31	38	5.4	23	1	21	12	6	5	46	6.6		
01	ARMSTRONG, Katie	3-0	41	13.7	5-8	.625	2-3	.667	0-2	.000	1	3	4	1.3	6	1	3	6	1	1	12	4.0		
35	CLAY, Michala	3-0	33	11.0	3-12	.250	0-2	.000	1-1	1.000	2	5	7	2.3	4	0	3	3	0	3	7	2.3		
31	GARNER, Jaryn	7-0	106	15.1	6-21	.286	0-0	.000	1-3	.333	4	8	12	1.7	17	0	11	10	1	5	13	1.9		
02	RULE, Mackenzie	7-7	162	23.1	4-13	.308	1-3	.333	3-4	.750	2	8	10	1.4	10	0	13	7	0	6	12	1.7		
20	HORNE, Jazmin	3-0	31	10.3	1-6	.167	1-3	.333	0-0	.000	0	0	0	0.0	4	0	2	5	0	1	3	1.0		
Team											12	17	29											
Total.....		7	1425		156-401	.389	39-101	.386	71-102	.696	79	179	258	36.9	122	3	92	99	27	47	422	60.3		
Opponents.....		7	1425		145-408	.355	18-89	.202	86-122	.705	97	173	270	38.6	104	1	64	99	20	47	394	56.3		

TEAM STATISTICS	SJU	OPP	Date	Opponent	Score	Att.
SCORING	422	394	• 12/31/16	at Richmond	L 52-70	564
Points per game	60.3	56.3	• 01/04/17	at GW	L 44-53	766
Scoring margin	+4.0	-	• 1/7/17	MASSACHUSETTS	w 81-50	843
FIELD GOALS-ATT	156-401	145-408	• 1/11/17	VCU	w 64-58	1462
Field goal pct	.389	.355	• 01/14/17	at La Salle	w 75-55	307
3 POINT FG-ATT	39-101	18-89	• 1/18/17	FORDHAM	w 47-44	914
3-point FG pct	.386	.202	• 1/21/17	at Dayton	Lot 59-64	2146
3-pt FG made per game	5.6	2.6	* - Conference game			
FREE THROWS-ATT	71-102	86-122				
Free throw pct	.696	.705				
F-Throws made per game	10.1	12.3				
REBOUNDS	258	270				
Rebounds per game	36.9	38.6				
Rebounding margin	-1.7	-				
ASSISTS	92	64				
Assists per game	13.1	9.1				
TURNOVERS	99	99				
Turnovers per game	14.1	14.1				
Turnover margin	+0.0	-				
Assist/turnover ratio	0.9	0.6				
STEALS	47	47				
Steals per game	6.7	6.7				
BLOCKS	27	20				
Blocks per game	3.9	2.9				
ATTENDANCE	3219	3783				
Home games-Avg/Game	3-1073	4-946				
Neutral site-Avg/Game	-	0-0				

Score by Periods	1st	2nd	3rd	4th	OT	Totals
Saint Joseph's	92	113	102	106	9	422
Opponents	81	98	91	110	14	394



# 2016-17 SAINT JOSEPH'S BASKETBALL NOTES - PAGE 37



**#1 - Katie Armstrong**  
Fr. • Guard/Forward • 6-2



**#2 - Mackenzie Rule**  
Sr. • Guard • 5-6



**#3 - Nailah Delinois**  
Fr. • Guard • 5-9



**#4 - Kristalyn Baisden**  
So. • Guard • 5-10



**#11 - Avery Marz**  
R-So. • Guard • 5-7



**#12 - Alyssa Monaghan**  
So. • Guard • 5-5



**#20 - Jazmin Horne**  
Sr. • Guard • 5-7



**#23 - Whisper Fisher**  
So. • Forward • 6-2



**#30 - Sarah Veilleux**  
So. • Guard/Forward • 6-0




**#31 - Jaryn Garner**  
Sr. • Guard • 5-7



**#32 - Chelsea Woods**  
Jr. • Guard/Forward • 6-0



**#33 - Adashia Franklyn**  
Jr. • Forward • 6-1



**#34 - Amanda Fioravanti**  
Sr. • Forward • 6-1



**#35 - Michala Clay**  
So. • Forward • 6-0



**#40 - Candace Belvedere**  
Jr. • Forward • 6-2




**Cindy Griffin**  
Head Coach




**Susan Moran**  
Associate Head Coach



**Stephanie McCaffrey**  
Assistant Coach



**John Hampton**  
Assistant Coach



**Katie Kuester**  
Director of Basketball Operations



**Christina Foggie**  
Video Coordinator