

SAINT JOSEPH'S HAWKS MEN'S BASKETBALL



2016-17 SCHEDULE

NOVEMBER		EST
Sat., 12	TOLEDO	W 77-76
Mon., 14	COLUMBIA	W 85-65
Fri., 18	vs. Loyola-Chicago +	W 71-57
Sun., 20	Ole Miss + (CBSSN)	L 68-81
Mon., 21	NC State + (CBSSN)	L 63-73
Wed., 30	TEMPLE % (CBSSN)	L 72-78

DECEMBER		
Sat., 3	at #2/#2 Villanova % (CBSSN)	L 57-88
Sun., 11	at Drexel	W 72-71
Wed., 14	at Princeton (ESPNU)	W 76-68
Sun., 18	at Illinois State (ESPN3)	L 72-81
Thu., 22	LAFAYETTE	W 92-63
Fri., 30	GEORGE WASHINGTON (CSN)	W 68-63

JANUARY		
Tue., 3	at Rhode Island (CBSSN)	L 58-88
Sat., 7	at Fordham (NBCSN)	W 70-55
Tue., 10	GEORGE MASON (TCN, ASN)	L 67-75
Sat., 14	RICHMOND (NBCSN)	L 66-70
Wed., 18	at Massachusetts (TCN, ASN)	7:00 p.m.
Sat., 21	PENN (Palestra) %	7:00 p.m.
Tue., 24	at St. Bonaventure	7:00 p.m.
Sat., 28	LA SALLE (CSN, ASN)	6:00 p.m.
Tue., 31	DAVIDSON (TCN, ASN)	8:00 p.m.

FEBRUARY		
Sat., 4	FORDHAM (TCN, ASN)	6:00 p.m.
Tue., 7	at Dayton (TCN, ASN)	8:00 p.m.
Sat., 11	MASSACHUSETTS (NBCSN)	2:30 p.m.
Tue., 14	at VCU (CBSSN)	6:00 p.m.
Sat., 18	at La Salle % (CBSSN)	4:00 p.m.
Wed., 22	ST. BONAVENTURE	7:00 p.m.
Sat., 25	at Saint Louis (NBCSN)	4:30 p.m.

MARCH		
Wed. 1	RHODE ISLAND (TCN, ASN)	7:00 p.m.
Sat., 4	at Duquesne	2:00 p.m.
Wed., 8-	Atlantic 10 Championship	
Sun., 12	(PPG Paints Arena, Pittsburgh, Pa.)	

Home games in CAPS at Hagan Arena unless noted
+ Paradise Jam (St. Thomas, U.S. Virgin Islands)
% Big 5 game

MEDIA INFORMATION

Basketball SID: Marie Wozniak
Office Phone: 610-660-1727
Cell Phone: 610-999-3634
Email: mwozniak@sju.edu
Fax: 610-660-1724
Press Row Phone: 610-660-2599

www.SJUHawks.com
[@SJUHawks](https://twitter.com/SJUHawks)
[@SJUHawks_MBB](https://twitter.com/SJUHawks_MBB)

SAINT JOSEPH'S HAWKS (8-8; 2-3 A-10)

at

MASSACHUSETTS MINUTEMEN (11-7; 1-4 A-10)

Game #17 • January 18, 2016 • 7 p.m. • TCN/ASN

Mullins Center • Amherst, Mass.

GAME DAY

ARENA	Mullins Center (9,493)
TELEVISION	ASN, TCN (Tim Neverett, John Griffin)
RADIO	610 Sports (Matt Martucci, Joe Lunardi)
AUDIO STREAMING	SJUHawks.com
VIDEO STREAMING	AmericanSportsNet.com
SERIES RECORD	Tied 34-34
SJU STREAK	2 losses
HAWKS' NEXT GAME	Jan. 21 vs. Penn (Palestra), 7 p.m.

GAME STORIES

- Saint Joseph's trimmed an 18-point deficit to one against Richmond, but couldn't get over the hump, losing 70-66. **Lamarr Kimble** had 17 points, **Nick Robinson** scored a season-high 14 and **Charlie Brown** had 13.
- **James Demery** leads the Hawks in scoring in Atlantic 10 games with a 14.8 average, followed by **Lamarr Kimble** with 13.6 points per game.
- The current two-game losing streak marks the first time that SJU has lost consecutive games since a four-game losing streak in November. However the last two losses have been by a combined margin of 12 points.
- SJU plays its final non-conference game of the year on Saturday in the Big 5 matchup with Penn. The Hawks are the designated home team for the game at the Palestra.

HAWKS' PERSONNEL

2016-17 Statistics

PROBABLE STARTERS	PPG	RPG	APG	MPG	Notes
F- #2 Charlie Brown	10.8	4.9	1.1	31.1	Scored 13 vs. Richmond
F- #25 James Demery	14.2	6.7	1.2	30.3	Career-high 27 pts in Fordham win
F- #23 Markell Lodge	4.8	3.9	0.1	17.3	Had 10 pts at Fordham
G- #15 Chris Clover	4.7	1.6	0.3	15.6	Scored 7 pts in 13 mins vs. GW
G- #0 Lamarr Kimble	14.6	4.1	4.3	36.4	Team-high 17 pts vs. Richmond
OFF THE BENCH	PPG	RPG	APG	MPG	Notes
F- #5 Nick Robinson	5.8	4.1	1.5	22.2	Season-high 14 pts, 8 rebs vs. Richmond
F- #20 Brendan Casper	4.8	3.4	1.0	17.4	Career-high 10 pts in 2 of the last 3 games
F- #34 Javon Baumann	2.9	4.1	0.1	15.1	Personal best 9 rebs in Drexel win
F- #32 Jai Williams	1.9	1.1	0.0	7.0	Season-high 6 pts vs. NC State
F- #10 Gerald Blount	0.6	0.4	0.0	2.4	Has played in five games
G- #3 Mike Booth	0.5	0.5	0.0	1.7	Has seen action in five games
G- #21 Kyle Thompson	0.2	0.5	0.2	2.0	Has played in five games
G- #13 Christian Vega	0.0	0.3	0.0	1.3	Junior walk-on in second year with team
G- #11 Toliver Freeman	0.0	0.0	0.0	1.0	Saw first action vs. Lafayette
INJURED					
G- #1 Shavar Newkirk	20.3	4.8	3.5	33.7	Leading scorer out for season with torn ACL
F- #22 Lorenzo Edwards	0.0	1.0	0.0	4.0	Out for season with shoulder injury
G- #24 Pierfrancesco Oliva	4.0	3.7	1.7	16.5	Sidelined for the season w/ knee injury

HAWKS' ROSTER

NO.	NAME	CL	POS	HT	WT	HOMETOWN	HIGH SCHOOL
0	Lamarr Kimble	So.	G	6-0	190	Philadelphia, Pa.	Neumann-Goretti
1	Shavar Newkirk #	Jr.	G	6-0	180	New York, N.Y.	Cardinal Hayes
2	Charlie Brown	Fr.	F	6-7	185	Philadelphia, Pa.	St. Thomas More (Conn.)
3	Michael Booth	Jr.	G	6-3	200	Thornton, Pa.	Bishop Shanahan
5	Nick Robinson	Fr.	F	6-6	201	Chicago, Ill.	Kenwood Academy
10	Gerald Blount	Fr.	F	6-6	220	Suwanee, Ga.	Pomfret School (Conn.)
11	Toliver Freeman	Fr.	G	6-3	213	Baton Rouge, La.	Catholic
13	Christian Vega	Jr.	G	6-0	175	Guaynabo, P.R.	Colegio San José
15	Chris Clover	So.	G	6-3	213	Philadelphia, Pa.	St. Joseph's Prep
20	Brendan Casper	Sr.	F	6-6	213	Audubon, Pa.	Methacton
21	Kyle Thompson	Jr.	G	6-2	190	Mt. Laurel, N.J.	St. Joseph's Prep
22	Lorenzo Edwards #	Fr.	F	6-7	222	Lake Forest, Ill.	Lake Forest
23	Markell Lodge	So.	F	6-7	214	Washington, N.C.	Pace Academy
24	Pierfrancesco Oliva #	So.	F	6-8	201	Taranto, Italy	Bergen Catholic (N.J.)
25	James Demery	Jr.	F	6-6	198	Williamston, N.C.	Northside Christian Academy
32	Jai Williams	Jr.	F	6-9	240	Philadelphia, Pa.	Phila. Electrical Tech. Charter
34	Javon Baumann	Gr.	F	6-8	255	Solms-Oberbiel, Germany	Theodor-Heus

injured - out for season

Head Coach: Phil Martelli (Widener '76) - 22nd year**Assistant Coaches:** Mark Bass (Saint Joseph's '95) - 18th year; David Duda (Spring Garden '88) - 11th year;

Geoff Arnold (Saint Joseph's '86) - 9th year

Interim Director of Basketball Operations: Thomas Boyle (Saint Joseph's '15)**Athletic Trainer:** Bill Lukasiewicz (Springfield '88)**Captains:** Javon Baumann, Brendan Casper, Lamarr Kimble

PRONUNCIATION GUIDE

Javon Baumannja-VON BOW (like now)-min
 (Gerald) Blountblunt
 (Chris) CloverCLOE-verr
 Markell (Lodge)mar-KELL
 Shavar (Newkirk)shuh-VAR
 Pierfrancesco (Oliva) .pe-AIR-fran-CHES-co
 Jai (Williams)Ji (rhymes with "eye")

(Bill) LukasiewiczLu-KAZ-uh-WITZ



BROADCAST SCHEDULE

Date	Opponent	EST	TV	Radio	Digital
Nov. 12	TOLEDO	7:00 p.m.		610	A10N
Nov. 14	COLUMBIA	7:00 p.m.		800	A10N
Nov. 18	vs. Loyola-Chicago +	12:30 p.m.		800	Flo
Nov. 20	vs. Ole Miss+	6:00 p.m.	CBSSN	610	
Nov. 21	vs. NC State +	6:00 p.m.	CBSSN	610	
Nov. 30	TEMPLE	7:00 p.m.	CBSSN	610	
Dec. 3	at Villanova	1:00 p.m.	CBSSN	800	
Dec. 11	at Drexel	6:00 p.m.		610	
Dec. 14	at Princeton	5:00 p.m.	ESPNU	610	WatchESPN
Dec. 18	at Illinois State	4:00 p.m.		610	ESPN3
Dec. 22	LAFAYETTE	7:00 p.m.		610	A10N
Dec. 30	GEORGE WASHINGTON	7:00 p.m.	CSN	610	
Jan. 3	at Rhode Island	7:00 p.m.	CBSSN	610	
Jan. 7	at Fordham	3:00 p.m.	NBCSN	610	NBC
Jan. 10	GEORGE MASON	7:00 p.m.	TCN/ASN	800	ASN
Jan. 14	RICHMOND	12:30 p.m.	NBCSN	800	NBC
Jan. 18	at Massachusetts	7:00 p.m.	TCN/ASN	610	ASN
Jan. 21	PENN (at Palestra)	7:00 p.m.		610	ASN
Jan. 24	at St. Bonaventure	7:00 p.m.	TCN/ASN	800	ASN
Jan. 28	LA SALLE	6:00 p.m.	CSN/ASN	610	ASN
Jan. 31	DAVIDSON	8:00 p.m.	TCN/ASN	610	ASN
Feb. 4	FORDHAM	6:00 p.m.	TCN/ASN	800	ASN
Feb. 7	at Dayton	8:00 p.m.	TCN/ASN	800	ASN
Feb. 11	MASSACHUSETTS	2:30 p.m.	NBCSN	800	NBC
Feb. 14	at VCU	6:00 p.m.	CBSSN	800	
Feb. 18	at La Salle &	4:00 p.m.	CBSSN	610	
Feb. 22	ST. BONAVENTURE	7:00 p.m.		800	
Feb. 25	at Saint Louis	4:30 p.m.	NBCSN	800	NBC
March 1	RHODE ISLAND	7:00 p.m.	TCN/ASN	610	ASN
March 4	at Duquesne	2:00 p.m.		610	
March 8-12 Atlantic 10 Championship (PPG Paints Arena, Pittsburgh, Pa.)					

* Paradise Jam (St. Thomas, U.S. Virgin Islands)

ASN= American Sports Network; CBSSN= CBS Sports Network; NBCSN= NBC Sports Network; TCN= The Comcast Network; CSN= Comcast SportsNet;
 A10N= Atlantic 10 Network (atlantic10.com); Flo=FloHoops.com;
 NBC= NBCSports.com

610= 610 Sports (AM); 800= WTMR AM 800

SERIES HISTORY

SAINT JOSEPH'S vs. MASSACHUSETTS

All-Time Series: Tied 34-34**SJU Streak:** 5 wins**First Meeting:** 1/26/83, SJU 98-86**Last Meeting:** 2/24/17, SJU 74-57**Last SJU Win:** 2/24/17, 74-57**Last UM Win:** 1/8/14, 66-62**Coach Martelli vs. UMass:** 20-18**Last 5 Games**

2/24/17	W	74-57	A
1/27/16	W	78-70	H
2/25/15	W	82-71	A
1/21/15	W	62-56	H
2/1/14	W	73-68	H

Saint Joseph's has won five in a row vs. UMass overall... The Hawks are 2-6 in the last eight games played at the Mullin Center, but have won two straight... The teams will meet again on Feb. 11 in Philadelphia.

STATISTICAL COMPARISON

	Saint Joseph's	UMass
Overall Record	8-8	11-7
Conference Record	2-3	1-4
Home Record	4-3	9-2
Away Record	3-3	2-5
Neutral Record	1-2	0-0
Points per Game	70.9	73.8
Opponent Points per Game	72.0	70.0
Field Goal Pct.	.428	.440
Opponent Field Goal Pct.	.431	.396
3-Pt. Field Goals Made per Game	5.7	7.6
3-Pt. Field Goal Pct.	.316	.300
Opponent 3-Pt. Field Goal Pct.	.382	.322
Free Throws Made per Game	14.1	12.9
Free Throw Pct.	.645	.646
Rebounds per Game	37.2	36.8
Opponent Rebounds per Game	37.2	38.3
Assists per Game	11.4	16.4
Turnovers per Game	12.0	15.1
Opponent Turnovers per Game	12.9	15.7
Blocks per Game	3.4	5.2



PHIL MARTELLI
Head Coach

In 22 seasons as head coach at Saint Joseph's, **Phil Martelli** has built a program that is consistently one of the top in the conference, a perennial postseason participant and a key player on the national scene. In doing so, he has earned his place among the top coaches in the school's storied history and has become one of the more respected coaches in the game.

Martelli is the Hawks' all-time leader in career victories with a mark of 411-281. Setting the school record for wins in a season (30) in 2004, Martelli has guided SJU to 20 or more victories nine times in the past 21 seasons, which is the most for any Hawks' coach. His record of 200-145 in Atlantic 10 play is the most conference wins for any active coach and ranks second all-time in the league.

Seven of Martelli's players have reached the NBA, with three First Round draft picks - DeAndre' Bembry (2016), Jameer Nelson (2004) and Delonte West (2004) - and a second-round selection Ahmad Nivins (2009). Dwayne Jones and Ronald Roberts, Jr. each had NBA stints while undrafted free agent Langston Galloway earned All-Rookie Second Team honors with the New York Knicks in 2014-15. Nelson (Denver), Galloway (New Orleans) and Bembry (Atlanta) are currently playing in the NBA.

Martelli has been at his best when it counts the most as his 18 postseason wins (7 NCAA, 11 NIT) are the most in school history. He has taken SJU to the postseason in four of the last five years, and 13 times in his 21 seasons at SJU.

Saint Joseph's 2015-16 team made its mark as one of the best in school history, compiling a 28-8 record for the second-most victories for a Hawk team. SJU won its second A-10 title in three seasons and advanced to the NCAA Second Round for the first time since 2004. Martelli, who recorded his 400th career win, earned Big 5 Coach of the Year honors as the Hawks were the third most improved team in the nation. He also had two of the best players in the league, as DeAndre' Bembry was the A-10 Player of the Year and Isaiah Miles was the Most

Improved Player, with both earning All-Conference honors.

He has also served the game of basketball as a Past President of the NABC's Board of Directors and as member of the NCAA Division I Men's Ethics Coalition. In 2016, he was honored with the Gene Bartow Award by Collegians.com for outstanding achievement and contributions to the game.

The 2014-15 Hawks were challenged after losing three All-Conference players from the 2014 A-10 champion team, but saw the emergence of sophomore DeAndre' Bembry as he topped the A-10 in scoring and earned All-Conference First Team honors.

In 2013-14, Martelli and his veteran team turned in one of the more memorable seasons in school history, adding another A-10 Championship to his résumé. The Hawks, led by seniors Langston Galloway, Halil Kanacevic and Ronald Roberts, Jr., won 20 of 26 games from mid-December and captured the school's third conference title and its first since 1997. SJU went 24-10 and reached the NCAA Tournament for the sixth time under Martelli, falling to eventual champion Connecticut.

The 2012-13 season saw an experienced Saint Joseph's squad reach the Atlantic 10 Quarterfinals and earn a second consecutive NIT bid, for the 11th postseason berth in Martelli's career.

In 2011-12, Martelli and the Hawks became one of nine teams in the nation to win 20 games after losing 20 the previous season, and also returned to the postseason with an NIT bid. Five different players received Atlantic 10 honors, the most ever for the Hawks. SJU also scored two wins over Top 25 teams (Creighton and Temple) and Martelli became SJU's all-time leader in victories.

Martelli guided young squads in 2010-11 and 2009-10, after coming off a 2008-09 season that saw the Hawks go 17-15 for his ninth consecutive winning season. Among the highlights of '08-09 was Ahmad Nivins becoming the third Hawk in six years to garner the Atlantic 10's Player of the Year Award. Nivins was also chosen by the Dallas Mavericks in the 2009 NBA Draft, becoming the third Martelli player drafted.

The 2007-08 Hawks reached the Atlantic 10 Championship game for the third time in four years and earned the program's 19th bid to the NCAA Tournament, and Martelli's fifth. The 11th-seeded Hawks fell to sixth-seeded Oklahoma in the NCAA First Round, while ending the year at 21-13.

Martelli turned in another top-notch coaching performance in 2005-06, as the Hawks went from a 10-12 record to win eight consecutive games to reach the Atlantic 10 championship game for the second year in a row. SJU earned its sixth consecutive postseason bid to the NIT.

In 2004-05, Martelli turned in perhaps a more remarkable coaching job than in 2003-04 when he was the consensus

THE MARTELLI FILE

Career Record: 411-281 (22 years)

Atlantic 10 Record: 200-145

Postseason Record: 18-13 (overall); 7-7 (NCAA Tournament)

Birthdate: August 31, 1954

Hometown: Media, Pa.

Education: Widener University, 1976

Playing Career: Widener University, 1972-76

College Coaching Career: Head Coach, Saint Joseph's University, July 20, 1995 to present; Assistant Coach, Saint Joseph's, 1985-86 to 1994-95.

Family: Wife, Judy; children - Phil, Jr., Jimmy, Elizabeth; grandchildren Philip Stephen, Marra, Avery, Brynley, Madalyn and Nolan.

Honors: 2004 Consensus National Coach of the Year; Atlantic 10 Coach of the Year (2005, 2004, 2001, 1997); USBWA District Coach of the Year (2004, 1997); Philadelphia Big 5 Coach of the Year (2016, 2004, 1997, 1996); Honorary Doctorates - Widener University 2004, Cabrini College 2006, Immaculata University 2010.

National Coach of the Year. Faced with the loss of two NBA first-round draft picks, Martelli guided SJU to 21 wins in the calendar year of 2005 to post a 24-12 record. Saint Joseph's posted the conference's best record (14-2), won its fifth straight regular-season title to tie the league record, earned the A-10's top seed and reached the title game. He was named the Atlantic 10 Coach of the Year for the second straight season and the fourth time in his career. SJU made an exciting six-game run in the NIT, falling in the title game.

In 2003-04, Martelli guided a focused and unselfish squad that became the most compelling story in college basketball. The Hawks went undefeated in the regular season, reached the pinnacle as the top-ranked team in the nation and earned the school's first-ever number-one seed in the NCAA Tournament, while advancing to the Elite Eight. Jameer Nelson was the consensus National Player of the Year and with teammate Delonte West, were both first-round selections in the NBA Draft. SJU opened the season ranked 12th in the polls and moved up throughout the year, taking the top spot on March 8, 2004, for the first time ever, while finishing fifth in the polls, for SJU's highest final ranking since 1966.

Martelli joined with Nelson to sweep the national coach and player awards, marking one of the few times in history that the top player and coach were from the same school. He was also the Atlantic 10 Coach of the Year for the third time and a repeat winner of the Big 5 Coach of the Year award.

A 1976 graduate of Widener, Martelli began his career on Hawk Hill with SJU's 1985-86 NCAA Tournament team. After 10 years as an assistant at Saint Joseph's, Martelli was named the 14th coach in school history on July 20, 1995, and just the third non-alumnus to guide SJU.

Martelli burst onto the scene in his first season (1995-96) and took the squad to the NIT championship game. He followed that in 1996-97 with the Atlantic 10 regular season and tournament titles, along with a berth in the NCAA Sweet 16.

Prior to his arrival at SJU, Martelli spent seven years as head basketball coach at Bishop Kenrick High School and had a stint as assistant coach at Widener, helping guide the Pioneers to the 1978 NCAA Division III Final Four.

As a point guard at Widener, he was part of the NCAA Tournament teams in 1975 and 1976, and set the school's single season and career assist marks.

Martelli and his wife, Judy, a former basketball player with the national champion Immaculata College teams in the 1970s, have three children - Phil, Jr., Jimmy and Elizabeth. Phil, Jr. and and Elizabeth are both Saint Joseph's graduates. The Martelli's have six grandchildren - Philip Stephen, Marra, Avery, Brynley, Madalyn and Nolan.

MARTELLI YEAR-BY-YEAR (22 seasons)

YEAR	OVERALL			ATLANTIC 10			POSTSEASON
	W	L	PCT	W	L	PCT	
1995-96	19	13	.594	9	7	.562	NIT Runner-up
1996-97	26	7	.788	13	3	.812 *	NCAA Sweet 16
1997-98	11	17	.393	3	13	.187	
1998-99	12	18	.400	5	11	.312	
1999-00	13	16	.448	7	9	.437	
2000-01	26	7	.788	14	2	.875	NCAA 2nd Round
2001-02	19	12	.613	12	4	.750	NIT 2nd Round
2002-03	23	7	.767	12	4	.750	NCAA 1st Round
2003-04	30	2	.937	16	0	1.000	NCAA Elite Eight
2004-05	24	12	.667	14	2	.875	NIT Runner-up
2005-06	19	14	.575	9	7	.562	NIT 2nd Round
2006-07	18	14	.562	9	7	.562	
2007-08	21	13	.617	9	7	.562	NCAA 1st Round
2008-09	17	15	.530	9	7	.562	
2009-10	11	20	.343	5	11	.312	
2010-11	11	22	.333	4	12	.250	
2011-12	20	14	.589	9	7	.562	NIT 1st Round
2012-13	18	14	.562	8	8	.500	NIT 1st Round
2013-14	24	10	.705	11	5	.687 *	NCAA 1st Round
2014-15	13	18	.419	7	11	.389	
2015-16	28	8	.778	13	5	.722*	NCAA 2nd Round
2016-17	8	8	.500	2	3	.667	
Totals	411	281	.594	200	145	.580	6 NCAA, 6 NIT

* Atlantic 10 Champion

LAST TIME OUT: Saint Joseph's fought back from a 14-point halftime deficit but couldn't overcome Richmond, falling 70-66. **Lamarr Kimble** led Saint Joseph's in scoring with 17 points while freshman **Nick Robinson** recorded season-highs of 14 points and eight rebounds. **Charlie Brown** tallied 13 points, all coming in the second half. Saint Joseph's trailed 41-28 at the half, and by 18 points early in the second, but closed to 65-64 with 1:52 to play. The Hawks came up empty on the next two possessions and a pair of free throws with 28 seconds left put the Spiders up 67-64. After the Hawks failed to score on the next possession, Richmond converted two more free throws, but **Chris Clover** scored on a layup at :04 to pull SJU within, 69-66. With Clover intentionally missing the ensuing free throw, SJU couldn't control the rebound and Richmond got the ball back, as a free throw at :02 provided the final margin. Brown scored eight points in the first six minutes of the second half to help SJU cut the deficit to 48-40. Kimble hit a jumper to bring SJU within 48-42 and then a three-pointer by Robinson at 12:23 cut the Richmond lead to 51-47. Consecutive jumpers helped the Spiders increase their margin to nine, 63-54, but the Hawks went on a 7-0 run, ending in a dunk by **Javon Baumann** to cut the deficit to 63-61 at 3:15. Richmond scored again, but Robinson converted three of four free throws to pull SJU within, 65-64.

FALLING SHORT: The Hawks fell behind late in the first half vs. Richmond as the Spiders took a 41-28 halftime lead. And after Richmond increased it to 18 points early in the second half, the Hawks made a comeback to come within 65-64 late in the second half. But SJU couldn't convert on the final few possessions and suffered the 70-66 loss. Coach **Phil Martelli** didn't consider it as a moral victory, however, saying, "They didn't hear from me that they did a good job. I don't listen to it. I don't buy it. There are things that we can take out of that (comeback), but only if we're better on Monday. Seventeen turnovers. There's nothing about 'Nice effort.'"

HE'S BACK: **James Demery** has been a welcome return to the court after missing 10 games with an injury. The junior had nine points, four rebounds and four assists off the bench in his return to action against GW and followed that with 17 points and eight rebounds at Rhode Island. Demery returned to the starting lineup at Fordham and responded with a career-high 27 points to go along with six rebounds, followed by a 16-point, six-rebound effort vs. George Mason. Demery was a starter as a freshman and was the sixth man for the 2016 A-10 champion team, averaging 8.1 points per game. His return also gives SJU's defense a boost as he has been regarded as the team's best defender.

DEVASTATING BLOW: Junior **Shavar Newkirk** will miss the rest of the season after suffering a torn ACL in his left knee in the win over GW (Dec. 30) and will undergo surgery. Newkirk keyed the Hawks' comeback from 12 points down in the first half, and was about to score his sixth straight point on a fast break, when he went down with the non-contact injury. He finished the game with 10 points and SJU won, 68-63. Newkirk was the Hawks' leading scorer, averaging 20.3 points per game through 12 games. He scored 20-plus points in all but four games this season, reaching a new career-high of 28 points. Newkirk topped the Hawks in free-throw percentage (.847) and averaged 3.5 assists per game, while hitting 46.6 percent of his field goal attempts. His scoring average was 13 points more than last season's (8.0). "This is certainly disappointing to all of us in the Saint Joseph's basketball program. Our thoughts and concern go out to Shavar and his family," said **Phil Martelli**. "We're fully supportive of him, academically and socially, and as he makes his return to the basketball court, bigger, stronger and better than ever. His teammates have expressed the same level of support."

START IT UP: Sophomore **Chris Clover** has started four consecutive games in place of **Shavar Newkirk**. **James Demery** returned to the starting lineup at Fordham for **Nick Robinson**, who replaced Demery while he was sidelined. Here's a rundown of the Hawks' starting lineups this season with the number of games (current starting lineup in bold):

- Kimble, Newkirk, Brown, Demery, Lodge - 1 game
- Kimble, Newkirk, Brown, Robinson, Lodge - 11 games
- Kimble, Clover, Brown, Robinson, Lodge - 1 game
- **Kimble, Clover, Brown, Demery, Lodge - 3 games**

THE GOOD GUY: **Phil Martelli** has been named the recipient of this year's "Good Guy Award" from the Philadelphia Sports Writers Association, which will be presented at the 113th annual PSWA banquet on Feb. 3 at the Crowne Plaza Hotel in Cherry Hill. Martelli, always helpful and accessible to the media in good times and bad, capped off a strong 2015-16 season by storming through the Atlantic 10 Tournament, to win the Hawks' second title in three years and earn an eighth seed in the NCAA Tournament. The Hawks then defeated No. 9 Cincinnati for their first NCAA Tournament win since 2004 before bowing to Oregon in the second round, finishing at a stellar 28-8. The conference title was the second in the last three years for Martelli, who is also a four-time A-10 Coach of the Year.

INJURY BUG: The Hawks are certainly jinxed with significant injuries this year, with the latest setback being **Shavar Newkirk's** torn ACL. The streak of bad luck began this summer when sophomore **Pierfrancesco Oliva**, a starter in 2015-16, was diagnosed with a knee condition that is causing him to miss the year. **James Demery** suffered a stress fracture in the first game on Nov. 12 that forced him to miss 10 games. Freshman **Lorenzo Edwards** played in only one game this year and will undergo shoulder surgery which will sideline him for the rest of the year.

THIN RANKS: Saint Joseph's bench might look full with 17 players, but there are only 14 healthy enough to play.

MAGIC NUMBER: The victory over Fordham was the 200th Atlantic 10 win of **Phil Martelli's** career. Martelli owns the most conference wins of any active coach, and the second most all-time in the league behind Temple's John Chaney (296).

WORKING OVERTIME: **Lamarr Kimble** has played a lot of minutes already this year and now even more after **Shavar Newkirk's** injury. Prior to Newkirk being sidelined, the guards were seeing career-high numbers in minutes played, with Kimble averaging 35.5 and Newkirk at 35.1. Kimble is now playing 36.4 minutes per game, the second most in the Atlantic 10, and 16th most in the nation. Kimble has played all 40 minutes in the last two games.

TAKING SHOTS: **Lamarr Kimble** is taking on a lot of responsibility this year, and especially after **Shavar Newkirk's** injury. The point guard is averaging 14.5 field goal attempts per game, and took a season-high of 18 shots in the George Mason game.

FROM THE ARC: There's a big disparity in the Hawks' three-point shooting and that of their opponents. SJU's foes have outscored the Hawks, 483-273, from the three-point line. Saint Joseph's is converting 31.6 percent of its three-point attempts while the opponents are hitting 38.2. Saint Joseph's is averaging 18.0 three-point field goal attempts per game, while the opponents are taking 26.3 threes per game.

CHARLIE IN CHARGE: Freshman **Charlie Brown** was one of the catalysts in SJU's win over GW, as he scored 13 points on 6-for-9 shooting. His

three-pointer at 2:25 gave the Hawks the lead for good. Brown scored 11 points at Rhode Island to give him five straight games in double figures. The freshman had a season-high 17 points in the George Mason loss and has reached double figures in 10 games this year.

BRENDAN'S BEST: Former walk-on **Brendan Casper** has contributed for the Hawks this year. At Fordham, he matched his career-high with 10 points and handed out a personal best five assists. He notched his second straight game of 10 points against George Mason.

NO "I" IN TEAM: The GW win was a team effort in the second half as the Hawks rallied without **Shavar Newkirk** as everyone chipped in. Among those contributing were **Chris Clover**, who scored seven points in 13 minutes of action in the second half, and **Nick Robinson**, who had a key steal and rebound in the final 30 seconds to preserve the win.

WELL-GUARDED: Prior to **Shavar Newkirk's** injury, Saint Joseph's back-court of Newkirk and **Lamarr "Fresh" Kimble** had combined to score 49 percent of the Hawks' 641 points and both exceeded their career-highs this year. Newkirk had a career-high 28 points in the opener vs. Toledo, with Kimble bettering his career-high by scoring 16 points. Kimble then increased his personal best vs. Columbia with 19 points, and again with 26 points against Loyola Chicago. Newkirk recorded 20-plus points in eight of 12 games this year.

TWO-BY-TWO: **Phil Martelli** has said that the Hawks need to make their two-point field goals for them to be successful. They are currently converting 47.6 percent (318-667) of their two-point field goals and 31.6 percent of their three-pointers.

DERAILED: The loss of a team's leading scorer to injury is devastating enough, but **Shavar Newkirk's** is even more disappointing as was having an All-League season, with career-best numbers. His performance was reminiscent of Isaiah Miles' from last season, when he was one of the most improved players in the nation. Miles had increased his scoring average by seven points up to 18.1 per game and became one of the Hawks' go-to players. Newkirk had an even bigger increase in his scoring average, from 8.0 points to 21.2 per game.

TALE OF TWO GAMES: Coming off an impressive game against GW when they had only three turnovers, the tide turned quickly on the Hawks at Rhode Island as SJU gave the ball away a season-high 17 times. Saint Joseph's matched that number with 17 vs. Richmond. Despite those numbers, SJU ranks third in the league and 29th in the nation in fewest turnovers (192).

LID ON THE BASKET: Free-throw shooting is a glaring weakness as the team is hitting just 64.5 percent from the line and shot below 60 percent in three consecutive games (47% vs. GW; 48% at URI; 52% at Fordham). In conference games, the Hawks are converting just 57.3 percent from the line. Unfortunately for the Hawks, their best free-throw shooter (**Shavar Newkirk** at 84.7%) is on the sidelines. **Charlie Brown** is the only other SJU starter hitting over 80 percent, at 80.8. The team ranks 308th in the nation in free throw percentage.

FRESH APPROACH: Sophomore tri-captain **Lamarr Kimble** started the season bettering his career-high for the third time in three games with 26 points vs. Loyola Chicago. Kimble shot 10-for-17 from the field and made a personal best five three-pointers. It marked the first 20-plus point game of his career. He has two on the season after scoring 22 against Lafayette.

HONOR ROLL

Charlie Brown	Atlantic 10 Co-Rookie of the Week (1/2)
Shavar Newkirk	Atlantic 10 Co-Player of the Week (11/14) Big 5 Co-Player of the Week (12/12)

HAWK DOUBLES

<u>Double-Figure Points</u>		
'16-17	Streak	Career
Shavar Newkirk	12	13*
Lamarr Kimble	13	3
Charlie Brown	10	2
James Demery	5	--
Brendan Casper	3	--
Markell Lodge	2	--
Chris Clover	2	--
Nick Robinson	2	1
Javon Baumann	--	--

<u>20-plus Point Games</u>		
'16-17	Streak	Career
Shavar Newkirk	8	--
Lamarr Kimble	2	--
James Demery	1	--

<u>Double-Figure Rebounds</u>		
'16-17	Streak	Career
Markell Lodge	1	--

* dating back to last season

HAWK LEADERS

(number of games led in each category; includes shared highs)

	<u>Points</u>	<u>Rebounds</u>	<u>Assists</u>	<u>Steals</u>	<u>Blocks</u>
Shavar Newkirk	7	2	5	3	0
Lamarr Kimble	6	2	10	6	1
James Demery	2	4	0	1	1
Markell Lodge	0	3	0	0	8
Chris Clover	0	0	0	1	0
Charlie Brown	1	4	1	3	2
Javon Baumann	0	2	0	2	6
Nick Robinson	0	2	1	3	1
Brendan Casper	0	0	0	5	0

HANDS OFF: As they have in the past few years, the Hawks are limiting their personal fouls and now average 16.4 per game. They lead the A-10 and rank 14th in the nation in fewest fouls with 262. At one point last year, SJU led the nation in fewest fouls and only had 10 disqualifications all season.

BOOST FROM BRENDAN: Senior **Brendan Casper** scored a career-high 10 points in the win at Drexel, including a stretch of six straight during an 8-0 run in the first half. The former walk-on is now in the rotation and saw a personal-best 23 minutes of action against both Drexel and Columbia. After the Columbia game, **Phil Martelli** said, "Brendan's three charges and activity, energy, and confidence. He doesn't just 'have a scholarship.' He's a scholarship player now, and he approached it like that. He has approached every day in practice like that."

SO CLOSE: **Lamarr Kimble** just missed a triple-double at Princeton as he scored 17 points, grabbed a career-high eight rebounds and tied his personal best with nine assists. At Fordham, the sophomore had 12 points, a career-high nine rebounds and six assists.

BAUMANN'S BOARDS: Graduate student **Javon Baumann** came up big for the Hawks in the win at Drexel. He was 3-for-3 from the field and

recorded a new career-high of nine rebounds while playing a season-high 22 minutes. Baumann also had a block on one of Drexel's final attempts with two seconds to go.

BY THE NUMBERS: The win over Drexel ended a four-game losing skid for SJU, which was the longest since 2014-15.

WHAT CAN BROWN DO FOR YOU: Freshman **Charlie Brown** has scored double figures in nine games this year. His career-high is 17 points against George Mason. The freshman is hitting a team-best 39.0 percent of this three-point field goal attempts.

MARKELL'S MARK: Redshirt sophomore **Markell Lodge** has been solid in his first season of significant playing time. He recorded a new career-high with 10 points on 5-for-7 shooting at Rhode Island and matched that in the next game at Fordham. Against Temple, he scored nine points and grabbed five rebounds, while playing a personal best 24 minutes. He reached a new career-high with 10 rebounds at Villanova and then had nine rebounds and a career-high three blocks at Princeton.

RALLY CAPS: The win over George Washington marked the largest deficit overcome by the Hawks for a victory this season. SJU trailed by 12 points in the first half but cut it to six at halftime, before taking their first lead in the second half. The previous best was overcoming an 11-point deficit at Drexel.

RAINING THREES: Against Temple, the Hawks connected on a season-best from behind the arc, going 12-for-23. **Shavar Newkirk** led the way with 4-of-6, while **Charlie Brown** and **Lamarr Kimble** each had three. It was the most three-pointers for the Hawks since they had 10 at Massachusetts on Feb. 24, 2016.

SLOW STARTERS: A slow start doomed the Hawks at Illinois State, as they fell behind by 14 points at the half. SJU committed 12 turnovers and shot just 36 percent, while Illinois made 50 percent of its shots, and went 6-for-11 from behind the arc. The Hawks picked it up in the second half, but couldn't overcome the deficit, losing 81-72.

BIG BOARDS: Saint Joseph's dominated the boards at Princeton, outrebounding the Tigers, 58-34, in total rebounds and 19-7 on the offensive glass. It was the most total rebounds for SJU since the Hawks had 50 at St. Bonaventure on Jan. 14, 2009.

CHARGE IT: Senior **Brendan Casper** has a knack this year for taking charges and has taken them in multiple games. Casper took three in the first half against Columbia and had two in the win over Drexel.

NICK OF TIME: Freshman **Nick Robinson** bettered his season-highs with 14 points and eight rebounds against Richmond. Robinson replaced **James Demery** in the starting lineup beginning with the second game, after Demery was diagnosed with a stress fracture.

A-10 ACCOLADES: Junior **Shavar Newkirk** was named the Atlantic 10 Co-Player of the Week for Nov. 14, marking his first conference honor. Newkirk scored a career-high 28 points and grabbed a personal best seven rebounds in the Hawks' season-opening win over Toledo. He made a career-high 9-of-16 from the field while also hitting 7-of-9 from the foul line. Newkirk connected on a short jumper at :46 that gave the Hawks the lead for good. He also made two free throws with :25 left to help seal the win.

STATS BY HALF

Points	High: 50 vs. Columbia (1st) Low: 26 at Fordham, (2nd); at Rhode Island (1st); at Villanova (2nd)
Rebounds	High: 34 at Princeton (2nd) Low: 8 vs. George Washington (1st)
Assists	High: 10 at Fordham (1st); vs. Ole Miss (1st); vs. Columbia (1st) Low: 2 vs. George Mason (1st)
FG%	High: 60.7% at Fordham (1st) Low: 25.0% at Villanova (1st)
3-pt FG%	High: 55.6% vs. Temple (2nd); vs. Toledo (1st) Low: 11.1% at Drexel (2nd), vs. NC State (1st)
FT%	High: 83.3% at Illinois State (1st) Low: 27.3% vs. George Washington (2nd)

INDIVIDUAL HIGHS BY HALF

Points	17, Shavar Newkirk vs. Lafayette (1st)
Rebounds	6, (7 times), last by James Demery (1st)
Assists	7, Lamarr Kimble at Princeton (1st)
Blocks	2, Markell Lodge vs. Temple (1st); vs. Columbia (1st)
Steals	3, Shavar Newkirk vs. Ole Miss (1st)
FG Made	6, (4 times), last by Shavar Newkirk vs. Lafayette (1st)
3-pt FG Made	4, Lamarr Kimble vs. Loyola Chicago (2nd);
FT Made	8, Shavar Newkirk at Illinois St. (2nd)

STARRING SHAVAR: **Shavar Newkirk** earned Big 5 Co-Player of the Week honors for Dec. 12, marking the first Big 5 honor of his career. Newkirk scored the Hawks' final 11 points of the game, and his three-point play with 10.7 seconds left proved to be the deciding points. It was the second game-winning shot of his career as he hit a short jumper with one second left to give SJU a 66-64 win over Old Dominion in 2015-16. .

AN OLDER PRESENCE: **Phil Martelli** also cited the play of graduate student **Javon Baumann** in the Columbia win. Baumann played 16 minutes and topped the team with six rebounds. "I thought Javon (Baumann) was very good with six rebounds in 16 minutes. He guards like an older guy," said Martelli.

CALLING ON CHRIS: Sophomore **Chris Clover** is expected to make an impact this year after seeing limited action in 2015-16. After a scoreless first game, Clover rebounded with a career-high 11 points against Columbia, shooting 5-for-8 from the field. He notched his second double-figure game with 10 points versus Lafayette.

YOUNG GUNS: With freshmen **Charlie Brown** and **Nick Robinson** in the starting lineup, it was the youngest group of starters under **Phil Martelli** since 2010-11 when Langston Galloway, C.J. Aiken and Daryus Quarles started as freshmen. Because of the injury to **James Demery**, the Hawks have started two freshmen, two sophomores and a junior, beginning with the Columbia game. The average age of SJU's starting lineup in 10 games without Demery was 19.6 years old.

BANNER YEAR: The Hawks are coming off of one of the best seasons in school history, which saw them go 28-8 and win their third Atlantic 10 Championship in two seasons. SJU was led by A-10 and Big 5 Player of the Year DeAndre' Bembry, and Isaiah Miles, the Most Improved Player in the A-10 and Big 5. Saint Joseph's was the third most improved team in the nation and the 28 victories were the second best in school history, behind only the 2003-04 NCAA Elite Eight squad, which went 30-2. SJU raised its newest championship banner in Hagan Arena in a pre-game ceremony at the season opener vs. Toledo.

DEAN OF COACHES: Now in his 22nd season as Saint Joseph's head coach, **Phil Martelli** is the dean of A-10 coaches. He's the Hawks' leader in wins with a 411-281 record, and has a 200-145 record in Atlantic 10 play for the most conference wins of any active coach, and the second most all-time.

THEY'RE BACK: Although Saint Joseph's returned 12 players from last year's A-10 champion team, only four of them averaged double-figure minutes during that season. **Shavar Newkirk** was the lone starter returning while **James Demery** and **Lamarr Kimble** were the other two players seeing significant playing time, making key contributions off the bench.

DOUBLE DOWN: This marks the first time in **Phil Martelli's** career that he entered the season without a returning double figure scorer. The Hawks lost Isaiah Miles (18.1), DeAndre' Bembry (17.4) and Aaron Brown (10.4) from last year's 28-8 team. SJU's leading returning scorers were **James Demery** (8.1) and **Shavar Newkirk** (8.0).

RARING TO GO: Redshirt sophomore **Markell Lodge** made his first career start vs. Toledo. He saw limited action last season in his first year after sitting out 2014-15 to concentrate on academics. A 6-8 forward from Pace Academy (N.C.), Lodge owns a vertical leap of 39 inches, which is the highest in the program's history.

FROM THE START: **Charlie Brown** became the fourth freshman in four years to be in the starting lineup on opening day. **Pierfrancesco Oliva** was a starter in 30 games last year. Previous freshman starters were **DeAndre' Bembry** with all 34 games in 2013-14 and **James Demery** with 29 games in 2014-15.

HARD WORK PAYS OFF: Senior tri-captain **Brendan Casper** was awarded a scholarship for the 2016-17 academic year. Casper joined the Hawks as a walk-on as a freshman in 2013-14 and previously earned a scholarship for the Spring 2016 semester. Entering this year he played in 42 career games, including a personal best 23 as a sophomore, and has been a member of the Hawks' two A-10 champion teams. Casper was selected to the 2016 NABC Honors Court, which recognizes academic excellence.

WELCOME TO HAWK HILL: The Hawks have welcomed five newcomers this season - **Charlie Brown** (Philadelphia), **Gerald Blount** (Suwanee, Ga.), **Lorenzo Edwards** (Lake Forest, Ill.), **Nick Robinson** (Chicago, Ill.) and walk-on **Toliver Freeman** (Baton Rouge, La.).

ON THE SIDELINES: The Hawks suffered a blow over the summer when **Pierfrancesco Oliva** had surgery in late June to repair an osteochondral defect in his right knee, a chronic condition that was aggravated in post-season workouts. After post-surgery evaluation throughout the summer, it was determined that he will need close to a year of rehabilitation. The 6-8 forward from Taranto, Italy, was a starter in 30 games for the 2016 Atlantic 10 Champion Hawks. He averaged 4.0 points and 3.7 rebounds while scoring double figures twice.

HAWK CAPTAINS: Graduate student **Javon Baumann**, senior **Brendan Casper** and sophomore **Lamarr Kimble** were voted as tri-captains by their teammates. Kimble is the second sophomore in the past three seasons to earn the distinction, and is the third sophomore in school history to serve as a captain. The first sophomore captain was Joe Oakes, who captained the famed "Mighty Mites" team in 1936-37.

A NEW MAN: **Jai Williams** has lost close to 60 pounds since coming to campus in 2013-14. He redshirted that season to further his development and has seen limited action in the past two years. Williams was

down to 240 pounds entering this season. He's seen playing time in four games thus far, and had six points against NC State.

PRESEASON PICK: Saint Joseph's was picked to finish ninth in the Atlantic 10 Preseason Poll, as voted on by media and the league's coaches. Last year the Hawks were picked seventh and finished fourth in the league standings before winning the A-10 Championship.

HOME SWEET HOME: This marks the eighth season of Michael J. Hagan '85 Arena. The arena was dedicated in October 2009 after a two-year expansion and renovation of Alumni Memorial Fieldhouse, which was the home of the Hawks since 1949. Saint Joseph's owns a 70-35 record in the seven seasons of Hagan Arena, but a 389-117 overall record in 66 years of Hagan Arena/Alumni Memorial Fieldhouse. SJU went 12-4 on its home court last season and is currently 4-3.

SIGN THEM UP: **Phil Martelli** announced that Taylor Funk and Anthony Longpre signed National Letters of Intent during the early-signing period, and will attend SJU beginning next Fall. Funk is a 6-8 forward from Manheim Central High School (Pa.), who averaged 21.3 points per game as a junior. Longpre, a 6-10 forward, is originally from Canada but attends Glenelg Country School (Md.), where he averaged 12.7 points and 10.0 rebounds last year.

NBA HAWKS: Saint Joseph's is well-represented in the NBA with three current players. Last season's A-10 Player of the Year DeAndre' Bembry is in his first year in the league, having been drafted 21st overall by the Atlanta Hawks. Langston Galloway is in his second year in the NBA and is now with the New Orleans Pelicans after starting his career in 2014-15 with the New York Knicks. Jameer Nelson marks his 13th year in the NBA this season as a member of the Denver Nuggets.

CRADLE OF COACHES: The Saint Joseph's coaching connection is an impressive one. A total of seven Saint Joseph's graduates have gone on to become head coaches in the NBA, and SJU is tied with Illinois for second on the list of universities with alumni that have served as NBA head coaches. Indiana tops the list with 11 graduates that have coached in the league. Jim O'Brien was the most recent NBA head coach, and his last year with the Indiana Pacers was in 2010-11. He has since returned to the NBA as an assistant coach with the Philadelphia 76ers. Below is the list of former Hawks who have held positions as NBA head coaches:

Player (Class)	NBA Teams	W-L (yrs.)
Jack Ramsay ('49)	Phila., Buf., Port., Ind.	864-783 (21)
Jim Lynam ('63)	L.A. Clippers, Phila., Wash.	328-392 (10)
Matt Guokas ('67)	Phila., Orlando	230-305 (7)
Paul Westhead ('61)	L.A. Lakers, Chicago, Denver	183-224 (6)
Jack McKinney ('57)	L.A. Lakers, Indiana	135-205 (5)
George Senesky ('43)	Philadelphia	119-97 (3)
Jim O'Brien ('74)	Indiana, Phila., Boston	303-327 (8)

KEEPING IT IN THE FAMILY: **Phil Martelli's** staff consists of three former Hawk players. Assistant coach **Mark Bass**, now in his 18th year, was a junior on Martelli's first team in 1995-96, and as a senior, helped the Hawks reach the NIT Final in 1997. Assistant coach **Geoff Arnold** played for the Hawks from 1982 to 1986, and was a member of the 1986 Atlantic 10 championship team. Arnold was a member of Martelli's coaching staff for one season in 1995-96, and then returned to Hawk Hill at the start of the 2008-09 season.

LOOKING AHEAD: Saint Joseph's will play its final non-conference game of the year on Jan. 21 when it takes on Penn at The Palestra. The Hawks resume A-10 play on Jan. 24 at St. Bonaventure.

FREE THROW SHOOTING

Final 5:00 of game (regulation only)

Player	FTM	FTA	Pct.
Shavar Newkirk	20	22	.909
Charlie Brown	5	6	.833
Jai Williams	4	5	.800
Gerald Blount	3	4	.750
Brendan Casper	3	5	.600
Nick Robinson	9	16	.562
Chris Clover	1	2	.500
James Demery	2	4	.500
Lamarr Kimble	5	10	.500
Kyle Thompson	1	4	.250
Javon Baumann	1	6	.167
Totals	47	74	.635

Final 1:00 of game (regulation only)

Player	FTM	FTA	Pct.
Shavar Newkirk	7	7	1.000
Charlie Brown	2	2	1.000
Gerald Blount	2	2	1.000
Nick Robinson	6	8	.750
Lamarr Kimble	3	5	.600
Brendan Casper	3	5	.600
Chris Clover	1	2	.500
James Demery	1	3	.333
Kyle Thompson	1	4	.250
Javon Baumann	0	1	.000
Totals	26	40	.650

HAWKS IN THE A-10 STATS

(thru games of Jan. 15)

	Category	All	A-10
Javon Baumann	Off. Rebs.	11th	14th-T
	Blocks	--	8th-T
Charlie Brown	Scoring	30th-T	
	3FG Pct.	7th	--
	3FG Made	13th	--
	Def. Rebs.	14th	--
James Demery	Scoring	--	16th
	Rebs	--	11th-T
	Def. Rebs	--	7th-T
Lamarr Kimble	Scoring	15th	23rd
	Assists	6th	9th
	Minutes	2nd	3rd
Markell Lodge	Blocks	8th-T	--
	Off. Rebs.	--	15th-T
Shavar Newkirk	Scoring	4th	--
	Ast/TO Ratio	11th	--
	3FG Pct.	12th	--
	FT Pct.	7th	--
	Ast/TO Ratio	11th	--
	Minutes	9th	--
TEAM	Category	All	A-10
	Scoring Off	11th	12th
	Scoring Def	11th	7th
	Scoring Marg	11th	9th
	FT Pct.	13th	13th
	FG Pct.	10th	8th
	FG Pct. Def	9th	3rd
	3FG Pct.	13th	14th
	3FG Pct. Def	11th	12th
	Reb. Offense	5th	4th-T
	Reb. Defense	8th	8th
	Reb. Margin	6th	7th
	Blocks	9th	4th-T
	Assists	14th	14th
	Steals	12th	12th-T
	TO Marg	7th	10th
	Ast/TO Ratio	11th	14th
	Off. Rebs	5th	6th
	Def. Rebs	7th	6th
	Def. Reb. Pct.	4th	11th
	Off. Reb. Pct.	6th	7th
	3FG Made	13th	14th

THE LAST TIME . . .

SAINT JOSEPH'S . . .

Won in overtime	66-65 at Temple, 12/13/15
Lost in overtime	70-60 vs. St. Bonaventure, 2/21/15
Won in double overtime	83-81 over Lafayette, 12/29/00
Lost in double overtime	98-93 at St. Bonaventure, 2/29/12
Won in triple overtime	92-86 over Rhode Island, 1/10/09
Played a Top 10 opponent	88-57 loss at #2 Villanova, 12/3/16
Played a ranked opponent	88-57 loss at #2 Villanova, 12/3/16
Defeated a Top 10 opponent	71-66 win over #8 Xavier, 3/6/08
Defeated a Top 25 opponent	79-70 win over #15/13 Dayton, 2/17/16
Was ranked in the Top 25	#25 by USA Today, 3/14/16
Won by 50 points or more	114-63 (51 pts) over St. Bonaventure, 1/24/04
Won by 40-49 points	82-42 (40 pts) over Penn, 1/19/08
Won by 30-39 points	81-44 (37 pts) over Rhode Island, 3/6/13
Won by 20-29 points	92-63 (29 pts) over Lafayette, 12/22/16
Scored 100 points or more	114-63 win over St. Bonaventure, 1/24/04
Scored less than 50 points	60-49 loss to St. Bonaventure, 3/12/15
Shot 60 percent or better	64.8% vs. VCU, 3/13/16
Shot 50-59 percent	52.8% at Fordham, 1/7/17
Shot under 30 percent	25.5% vs. St. Bonaventure, 3/12/15
Made 10 or more 3-point field goals	10 at Massachusetts, 2/24/16
Did not make any 3-point field goals	0 vs. Massachusetts, 2/26/09
Totaled 50 or more rebounds	58 at Princeton, 12/14/16
Had less than 25 rebounds	19 at La Salle, 2/16/13
Totaled 20 or more assists	21 vs. Saint Louis, 2/28/16
Had 20 or more turnovers	20 at #20 VCU, 1/10/15
Had 15 or more steals	15 vs. Lehigh, 12/20/09
Had 10 or more blocks	10 at Duquesne, 1/12/13
Had 4 players in double figures	vs. George Mason, 1/10/17
Had 5 players in double figures	vs. George Washington, 3/11/16

A SAINT JOSEPH'S PLAYER . . .

Scored 40 or more points	47, Tony Costner vs. Alaska-Anchorage, 12/30/83 **
Scored 30 or more points	30, DeAndre' Bembry vs. VCU, 3/13/16
Scored 25-29 points:	27, James Demery at Fordham, 1/7/17
Scored 20-24 points:	24, Shavar Newkirk vs. Lafayette, 12/22/16
Made 8 or more 3-point field goals:	10, Langston Galloway vs. Fordham, 2/22/14 **
Made 10 or more free throws:	11, Isaiah Miles vs. Virginia Tech, 12/22/15
Shot 100 percent from the field (min. 5 md)	6-for-6, Ronald Roberts, Jr. vs. VCU, 3/16/14
Attempted 15 or more free throws:	15, DeAndre' Bembry vs. Drexel, 11/13/15
Attempted 20 or more field goals:	21, DeAndre' Bembry vs. Rhode Island, 1/10/16
Had 10-19 rebounds:	10, Markell Lodge at #2 Villanova, 12/3/16
Had 20 or more rebounds:	20, Ahmad Nivins vs. Rhode Island, 1/10/09
Had 10 or more blocks:	10, Dwayne Jones vs. St. Bonaventure, 3/19/05
Had 5-9 blocks:	5, Javon Baumann at La Salle, 1/27/15
Had 5 or more steals:	5, DeAndre' Bembry at La Salle, 1/27/15
Had 10 or more assists:	12, Halil Kanacevic at Penn, 1/18/14
Had a double-double:	DeAndre' Bembry (16 pts, 12 rebs) vs. Oregon, 3/20/16
Had a triple-double:	Dwayne Jones (11 pts, 11 rebs, 10 blk) vs. St. Bonaventure, 2/19/05
Played 40 minutes (in regulation):	Lamarr Kimble vs. Richmond, 1/14/17

AN OPPONENT . . .

Scored less than 50 points	42 by Loyola Maryland, 12/9/14
Scored less than 40 points	35 by Yale, 11/12/12
Shot under 30 percent	28.3% by Loyola Maryland, 12/9/14
Shot 60 percent or better	63.5% by St. Bonaventure (3/2/16)
Scored 100 points or more	104 by Iona, 11/23/11

** Denotes school record

HAWKS BY THE NUMBERS

SJU's Record in Games....

Decided by 5 points or less	3-1
Decided by 6-10 points	1-4
Decided by 11 points or more	4-4
Played during the day	2-3
Played at night	6-4
Televised	3-8
Home	4-3
Away	3-3
Neutral	1-2
In Overtime	0-0
In November	3-3
In December	4-2
In January	1-3
In white uniforms	5-3
In crimson uniforms	3-5
When winning the opening tip-off	5-7

SJU's Record When Scoring....

Less than 60 points	0-2
60-69 points	1-4
70-79 points	5-2
80-89 points	1-0
90-99 points	1-0

SJU's Record When Allowing....

Less than 60 points	2-0
60-69 points	4-0
70-79 points	2-4
80-89 points	0-4
90-100 points	0-0

SJU's Record When....

Leading at the half	5-1
Trailing at the half	3-7
Tied at the half	0-0

SJU's Record When Shooting...

50% or better	3-0
Less than 50%	5-8
Less than 30%	0-0
Better than opponent	7-0
Worse than opponent	1-8

SJU's Record When...

Outrebounding opponent	4-4
Outrebounded by opponent	4-4
Equal rebounds as opponent	0-0
Committing fewer TOs than opponent	6-4
Committing more TOs than opponent	2-4
Equal TOs as opponent	0-0
Committing 14 or fewer TOs	5-6
Committing 15 or more TOs	3-2
Newkirk scores double figures	7-5
Kimble scores double figures	8-5
Brown scores double figures	4-6
Demery scores double figures	2-2
Four players score double figures	4-1
Five players score double figures	0-0

MISCELLANEOUS STATS

Largest winning margin: 29 vs. Lafayette
Largest lead in a game: 26 vs. Columbia
Largest margin of defeat: 31 at Villanova
Largest deficit in a game: 34 at Villanova
Largest deficit overcome to win: 12 vs. GW
Largest winning margin lost: 11 vs. NC State

THE HAWK

One of the most famous mascots in college sports, the Saint Joseph's Hawk celebrates its 60th anniversary in 2015-16.

The Hawk is best known for staying in constant motion by flapping its wings throughout every basketball game and representing the Saint Joseph's motto, "The Hawk Will Never Die".

The idea for the Hawk as a mascot was originated by Jim Brennan during the 1954-55 season. Brennan, an ex-Marine and SJU cheerleader, at first wanted to secure an actual hawk, but later switched to the costume idea. The student government raised the 120 dollars needed to buy the initial costume, which Brennan donned for three years. He made his debut as the Hawk on January 4, 1956, a 69-56 win over La Salle at the Palestra. The Hawk has not missed a men's basketball game since that first season.

In addition to the constant flapping, the Hawk is also recognized by its "flying" in figure eights around the court during timeouts. The constant motion, coupled with the scrappy play of the University's athletic teams, helped to spawn the school's familiar slogan "The Hawk Will Never Die!" A few years ago, ESPN used a "flap-o-meter" on the national telecast of a Saint Joseph's game to estimate that the Hawk flaps its wings 3,500 times during a regulation game.

The Hawk is unique because it is one of the few mascots in the nation that travels to every game, and the student who holds the position gains a tuition scholarship. The student, who is selected through an interview process during the previous spring semester, also serves as a team manager for the men's basketball team and travels with the squad.

Timmy Parks becomes the 37th student to wear the wings in 2015-16. He is a junior accounting major from Wilmington, Del.



ON THE AIR

TV: Saint Joseph's will have a strong television presence in 2016-17, with a total of 19 games scheduled for national television coverage. (Complete schedule on page 2)

RADIO: Saint Joseph's University will partner with a pair of Philadelphia radio stations to broadcast all 30 regular-season men's basketball games this year, with the games being aired on either 610 Sports and WTMR AM 800. The Saint Joseph's Sports Network team of Matt Martucci and Lunardi will return for their eighth season together, with Lunardi is marking his 27th year as the Hawks' color analyst.

VIDEO STREAMING: This season, live video broadcasts of many SJU games will be broadcast through the Atlantic 10 Digital Network. A subscription is necessary. (See schedule on pg. 2)

INTERNET: Information for Saint Joseph's basketball is found at SJU's athletics website, www.SJUHawks.com with statistics, updated game notes, and live in-game statistics for all Hawk home games, and selected road games. Through Hawks All-Access, fans can follow every home game through audio streaming as well as video streaming for non-televised games. All road games are covered with audio streaming while video streaming also available for selected ones. Video features on the team will also be available on the site.

PHIL MARTELLI'S HAWK TALK RADIO SHOW: Phil Martelli's "HawkTalk" Radio Show will be held for consecutive Thursdays from 7 to 8 p.m. at JD McGillicuddy's in Havertown, Pa. The show will air from 7 to 8 p.m. on 610 Sports. The show's schedule is as follows: Jan. 5; Jan. 12; Jan. 19; Jan. 26; Feb. 2; Feb. 9; Feb. 16; Feb. 23; and March 7.

**610
SPORTS**

wtmr
AM RADIO 800

SAINT JOSEPH'S

The corporate title of "Saint" Joseph's University, which has been in place since Saint Joseph's was granted university status by the Commonwealth of Pennsylvania in 1979, is now the public title of the institution for all aspects of its operations.

Official reference: Saint Joseph's University
Saint Joseph's

Acceptable in headlines or informal references:
Saint Joseph's
SJU
St. Joe's

UNACCEPTABLE: St. Joseph's

For articles on the Hawks, go to
"Hawks in the News" on SJUHawks.com

<http://tinyurl.com/SJUClippings1617>

Media Guide Online at SJUHawks.com

<http://tinyurl.com/SJUGuide-1617>

A-10 COACHES' CONFERENCE CALL

Every Monday the A-10 will conduct a teleconference with each of its head men's basketball coaches. Members of the media are strongly encouraged to participate in the questioning and should contact the Atlantic 10 at 757-706-3058 for the call-in number. The schedule is as follows (all times are EASTERN):

10:04 am - Derek Kellogg, Massachusetts	11:00 am - Mark Schmidt, St. Bonaventure
10:11 am - Archie Miller, Dayton	11:07 am - John Giannini, La Salle
10:18 am - Dan Hurley, Rhode Island	11:14 am - Chris Mooney, Richmond
10:25 am - Will Wade VCU	11:21 am - Dave Paulsen, George Mason
10:32 am - Jim Ferry, Duquesne	11:28 am - Travis Ford, Saint Louis
10:39 am - Jeff Neubauer, Fordham	11:35 am - Bob McKillop, Davidson
10:46 am - Phil Martelli, Saint Joseph's	
10:53 am - Maurice Joseph, GW	

CAREER HIGHS

#34 JAVON BAUMANN

PTS: 11 vs. Western Kentucky (11/27/14)
 REB: 9 at Drexel (12/11/16)
 AST: 2 (5x) last at La Salle (1/27/15)
 FGM: 5 vs. Western Kentucky (11/27/14)
 FGA: 6 vs. Western Kentucky (11/27/14)
 3FGM: --
 3FGA: --
 FTM: 2 (2x) last vs. Loyola Chicago (11/18/16)
 FTA: 5 vs. Loyola Chicago (11/18/16)
 BLK: 5 (2x) last at La Salle (1/27/15)
 STL: 4 vs. Vermont (11/22/14)
 TO: 3 (3x) last vs. Richmond (2/28/15)
 MIN: 32 vs. Western Kentucky (11/27/14)

#10 GERALD BLOUNT

PTS: 2 vs. Columbia (11/14/16)
 REB: 1 (2x) last at Villanova (12/3/16)
 FGM: --
 FGA: 1 at Villanova (12/3/16)
 3FGM: --
 3FGA: --
 FTM: 2 vs. Columbia (11/14/16)
 FTA: 2 (2x) last vs. Lafayette (12/22/16)
 AST: --
 BLK: --
 STL: 1 vs. Lafayette (12/22/16)
 TO: 1 at Fordham (1/7/17)
 MIN: 4 vs. Lafayette (12/22/16)

#2 CHARLIE BROWN

PTS: 18 vs. George Mason (1/10/17)
 REB: 8 vs. Lafayette (12/22/16)
 FGM: 6 (3x) last vs. George Mason (1/10/17)
 FGA: 16 vs. Richmond (1/14/17)
 3FGM: 4 at Illinois State (12/18/16)
 3FGA: 8 (3x) last vs. Richmond (1/14/17)
 FTM: 4 vs. Loyola Chicago (11/18/16)
 FTA: 4 (3x) last vs. Richmond (1/14/17)
 AST: 3 vs. Lafayette (12/22/16)
 BLK: 2 (2x) last vs. Richmond (1/14/17)
 STL: 3 (2x) last vs. NC State (11/21/16)
 TO: 2 (3x) last vs. George Mason (1/10/17)
 MIN: 38 vs. George Mason (1/10/17)

#3 MICHAEL BOOTH

PTS: 3 at Illinois State (12/18/16)
 REB: 1 (3x) last vs. La Salle (2/13/16)
 FGM: 1 at Illinois State (12/18/16)
 FGA: 2 vs. Lafayette (12/22/16)
 3FGM: 1 at Illinois State (12/18/16)
 3FGA: 1 (4x) last vs. Lafayette (12/22/16)
 FTM: 2 vs. Virginia Tech (12/22/15)
 FTA: 2 (2x) last vs. Virginia Tech (12/22/15)
 AST: --
 BLK: --
 STL: --
 TO: 1 (2x) last at Rhode Island (1/3/17)
 MIN: 3 vs. Lafayette (12/22/16)

#20 BRENDAN CASPER

PTS: 10 (3x) last vs. George Mason (1/10/17)
 REB: 9 at Villanova (12/6/14)
 AST: 5 at Fordham (1/7/17)
 FGM: 5 vs. George Mason (1/10/17)
 FGA: 9 (2x) last vs. George Mason (1/10/17)
 3FGM: 1 (3x) last at Illinois State (12/18/16)
 3FGA: 2 (2x) last vs. Lafayette (12/22/16)
 FTM: 4 (2x) last at Drexel (12/11/16)
 FTA: 5 (2x) last vs. Loyola Chicago (11/18/16)
 BLK: 1 (2x) last at Villanova (12/6/14)
 STL: 2 (4x) last vs. Lafayette (12/22/16)
 TO: 5 at Villanova (12/6/14)
 MIN: 23 (2x) last at Drexel (12/11/16)

#15 CHRIS CLOVER

PTS: 11 vs. Columbia (11/14/16)
 REB: 5 vs. NC State (11/21/16)
 FGM: 5 vs. Columbia (11/14/16)
 FGA: 8 vs. Columbia (11/14/16)
 3FGM: 2 vs. Ole Miss (11/20/16)
 3FGA: 4 vs. Ole Miss (11/20/16)
 FTM: 4 vs. Richmond (1/14/17)
 FTA: 5 vs. Richmond (1/14/17)
 AST: 1 (2x) last at Villanova (12/3/16)
 BLK: --
 STL: 2 (2x) last vs. Ole Miss (11/20/16)
 TO: 3 (2x) last vs. Ole Miss (11/20/16)
 MIN: 26 at Fordham (1/7/17)

#25 JAMES DEMERY

PTS: 27 at Fordham (1/7/17)
 REB: 8 (3x) last at Rhode Island (1/3/17)
 FGM: 10 at Fordham (1/7/17)
 FGA: 16 (2x) last vs. George Mason (1/10/17)
 3FGM: 3 at George Mason (1/13/16)
 3FGA: 4 at George Mason (1/13/16)
 FTM: 5 (2x) last vs. Massachusetts (1/27/16)
 FTA: 8 at VCU (1/10/15)
 AST: 4 at Fordham (2/15/15)
 BLK: 2 at Duquesne (1/7/15)
 STL: 3 (2x) last vs. La Salle (2/13/16)
 TO: 6 vs. Richmond (1/14/17)
 MIN: 38 at Fordham (1/7/17)

#22 LORENZO EDWARDS

PTS: --
 REB: 1 vs. Columbia (11/14/16)
 FGM: --
 FGA: 1 vs. Columbia (11/14/16)
 3FGM: --
 3FGA: 1 vs. Columbia (11/14/16)
 FTM: --
 FTA: --
 AST: --
 BLK: --
 STL: 1 vs. Columbia (11/14/16)
 TO: 1 vs. Columbia (11/14/16)
 MIN: 4 vs. Columbia (11/14/16)

#0 LAMARR KIMBLE

PTS: 26 vs. Loyola Chicago (11/18/16)
 REB: 9 at Fordham (1/7/17)
 FGM: 10 vs. Loyola Chicago (11/18/16)
 FGA: 18 vs. George Mason (1/10/17)
 3FGM: 5 vs. Loyola Chicago (11/18/16)
 3FGA: 8 vs. Loyola Chicago (11/18/16)
 FTM: 7 vs. Richmond (1/14/17)
 FTA: 8 vs. Richmond (1/14/17)
 AST: 9 (3x) last at Princeton (12/14/16)
 BLK: 1 (6x) last vs. Richmond (1/14/17)
 STL: 3 vs. Lafayette (12/22/16)
 TO: 8 at Fordham (1/7/17)
 MIN: 40 (2x) last vs. Richmond (1/14/17)

#23 MARKELL LODGE

PTS: 10 (2x) last at Fordham (1/7/17)
 REB: 10 at Villanova (12/3/16)
 FGM: 5 (2x) last at Fordham (1/7/17)
 FGA: 7 at Rhode Island (1/3/17)
 3FGM: --
 3FGA: --
 FTM: 4 vs. Ole Miss (11/20/16)
 FTA: 5 vs. Temple (11/30/16)
 AST: 1 vs. Toledo (11/12/16)
 BLK: 3 (2x) last vs. George Washington (12/30/16)
 STL: 1 vs. Loyola Chicago (11/18/16)
 TO: 1 (6x) last at Villanova (12/3/16)
 MIN: 24 vs. Temple (11/30/16)

#1 SHAVAR NEWKIRK

PTS: 28 vs. Toledo (11/12/16)
 REB: 8 at Princeton (12/14/16)
 FGM: 10 (2x) last at Drexel (12/11/16)
 FGA: 18 vs. NC State (11/21/16)
 3FGM: 4 (3x) last vs. Lafayette (12/22/16)
 3FGA: 6 (4x) last vs. Lafayette (12/22/16)
 FTM: 10 (2x) last at Illinois State (12/18/16)
 FTA: 11 (2x) last at Illinois State (12/18/16)
 AST: 9 vs. Villanova (12/1/15)
 BLK: 2 at Gonzaga (11/19/14)
 STL: 4 (2x) last at Princeton (12/14/16)
 TO: 7 at Illinois State (12/18/16)
 MIN: 39 at Drexel (12/11/16)

#5 NICK ROBINSON

PTS: 14 vs. Richmond (1/14/17)
 REB: 8 (2x) last vs. Richmond (1/14/17)
 FGM: 4 (2x) last vs. Richmond (1/14/17)
 FGA: 8 (2x) last at Drexel (12/11/16)
 3FGM: 2 vs. Temple (11/30/16)
 3FGA: 4 at Drexel (12/11/16)
 FTM: 5 vs. Richmond (1/14/17)
 FTA: 7 vs. Richmond (1/14/17)
 AST: 3 (5x) last at Fordham (1/7/17)
 BLK: 2 at Princeton (12/14/16)
 STL: 2 vs. Columbia (11/14/16)
 TO: 4 (2x) last at Rhode Island (1/3/17)
 MIN: 28 (2x) last vs. Richmond (1/14/17)

#21 KYLE THOMPSON

PTS: 2 vs. Loyola Maryland (12/9/14)
 REB: 2 vs. Illinois State (12/19/15)
 FGM: 1 vs. Loyola Maryland (12/9/14)
 FGA: 1 (5x) last at Rhode Island (1/3/17)
 3FGM: --
 3FGA: 1 at Fordham (2/6/16)
 FTM: 1 (3x) last vs. Columbia (11/14/16)
 FTA: 2 (4x) last vs. Lafayette (12/22/16)
 AST: 1 (3x) last at Illinois State (12/18/16)
 BLK: --
 STL: --
 TO: 1 (2x) last at Fordham (1/7/17)
 MIN: 4 vs. Lafayette (12/22/16)

#13 CHRISTIAN VEGA

PTS: --
 REB: 1 (2x) last vs. Lafayette (12/22/16)
 FGM: --
 FGA: 1 (2x) last vs. Lafayette (12/22/16)
 3FGM: --
 3FGA: 1 at Villanova (12/3/16)
 FTM: --
 FTA: --
 AST: --
 BLK: --
 STL: --
 TO: 2 vs. Fordham (1/16/16)
 MIN: 2 vs. Lafayette (12/22/16)

#32 JAI WILLIAMS

PTS: 8 vs. George Mason (2/7/15)
 REB: 3 (2x) last at Drexel (12/11/16)
 AST: 1 at La Salle (1/27/15)
 FGM: 3 vs. George Mason (2/7/15)
 FGA: 4 vs. George Mason (2/7/15)
 3FGM: --
 3FGA: --
 FTM: 4 vs. NC State (11/21/16)
 FTA: 4 vs. NC State (11/21/16)
 BLK: 1 (4x) last vs. George Mason (2/7/15)
 STL: 1 (3x) last vs. George Mason (2/7/15)
 TO: 2 (3x) last vs. Fordham (1/16/16)
 MIN: 19 vs. George Mason (2/7/15)

SEASON HIGHS

#34 JAVON BAUMANN

PTS: 6 at Drexel (12/11/16)
 REB: 9 at Drexel (12/11/16)
 AST: 1 vs. NC State (11/21/16)
 FGM: 3 at Drexel (12/11/16)
 FGA: 3 (4x) last at Drexel (12/11/16)
 3FGM: --
 3FGA: --
 FTM: 2 vs. Loyola Chicago (11/18/16)
 FTA: 5 vs. Loyola Chicago (11/18/16)
 BLK: 2 (3x) last at Rhode Island (1/3/17)
 STL: 2 vs. George Mason (1/10/17)
 TO: 2 vs. George Mason (1/10/17)
 MIN: 23 vs. George Mason (1/10/17)

#10 GERALD BLOUNT

PTS: 2 vs. Columbia (11/14/16)
 REB: 1 (3x) last at Fordham (1/7/17)
 FGM: --
 FGA: 1 at Villanova (12/3/16)
 3FGM: --
 3FGA: --
 FTM: 2 vs. Columbia (11/14/16)
 FTA: 2 (2x) last vs. Lafayette (12/22/16)
 AST: --
 BLK: --
 STL: 1 vs. Lafayette (12/22/16)
 TO: 1 at Fordham (1/7/17)
 MIN: 4 vs. Lafayette (12/22/16)

#2 CHARLIE BROWN

PTS: 18 vs. George Mason (1/10/17)
 REB: 8 vs. Lafayette (12/22/16)
 FGM: 6 (3x) last vs. George Mason (1/10/17)
 FGA: 16 vs. Richmond (1/14/17)
 3FGM: 4 at Illinois State (12/18/16)
 3FGA: 8 (3x) last vs. Richmond (1/14/17)
 FTM: 4 vs. Loyola Chicago (11/18/16)
 FTA: 4 (3x) last vs. Richmond (1/14/17)
 AST: 3 vs. Lafayette (12/22/16)
 BLK: 2 (2x) last vs. Richmond (1/14/17)
 STL: 3 (2x) last vs. NC State (11/21/16)
 TO: 2 (3x) last vs. George Mason (1/10/17)
 MIN: 38 vs. George Mason (1/10/17)

#3 MICHAEL BOOTH

PTS: 3 at Illinois State (12/18/16)
 REB: 2 vs. Lafayette (12/22/16)
 FGM: 1 at Illinois State (12/18/16)
 FGA: 2 vs. Lafayette (12/22/16)
 3FGM: --
 3FGA: 1 vs. Lafayette (12/22/16)
 FTM: --
 FTA: --
 AST: --
 BLK: --
 STL: --
 TO: 1 at Rhode Island (1/3/17)
 MIN: 3 vs. Lafayette (12/22/16)

#20 BRENDAN CASPER

PTS: 10 (3x) last vs. George Mason (1/10/17)
 REB: 7 at Princeton (12/14/16)
 AST: 5 at Fordham (1/7/17)
 FGM: 5 vs. George Mason (1/10/17)
 FGA: 9 vs. George Mason (1/10/17)
 3FGM: 1 vs. Columbia (11/14/16)
 3FGA: 2 vs. NC State (11/21/16)
 FTM: 4 (3x) last at Princeton (12/14/16)
 FTA: 5 (2x) last at Princeton (12/14/16)
 BLK: --
 STL: 2 (3x) last vs. Lafayette (12/22/16)
 TO: 3 at Princeton (12/14/16)
 MIN: 23 (2x) last at Drexel (12/11/16)

#15 CHRIS CLOVER

PTS: 11 vs. Columbia (11/14/16)
 REB: 5 vs. NC State (11/21/16)
 FGM: 5 vs. Columbia (11/14/16)
 FGA: 8 vs. Columbia (11/14/16)
 3FGM: 2 vs. Ole Miss (11/20/16)
 3FGA: 4 vs. Ole Miss (11/20/16)
 FTM: 2 (2x) last at Rhode Island (1/3/17)
 FTA: 3 vs. Lafayette (12/22/16)
 AST: 1 at Villanova (12/3/16)
 BLK: --
 STL: 2 (2x) last vs. Ole Miss (11/20/16)
 TO: 3 (2x) last vs. Ole Miss (11/20/16)
 MIN: 26 at Fordham (1/7/17)

#25 JAMES DEMERY

PTS: 27 at Fordham (1/7/17)
 REB: 8 (3x) last vs. Richmond (1/14/17)
 FGM: 10 at Fordham (1/7/17)
 FGA: 16 (2x) last vs. George Mason (1/10/17)
 3FGM: 2 at Fordham (1/7/17)
 3FGA: 3 at Fordham (1/7/17)
 FTM: 5 at Fordham (1/7/17)
 FTA: 8 at Fordham (1/7/17)
 AST: 1 (3x) last vs. Richmond (1/14/17)
 BLK: 1 (3x) last at Fordham (1/7/17)
 STL: 1 (2x) last vs. Richmond (1/14/17)
 TO: 6 vs. Richmond (1/14/17)
 MIN: 38 at Fordham (1/7/17)

#22 LORENZO EDWARDS

PTS: --
 REB: 1 vs. Columbia (11/14/16)
 FGM: --
 FGA: 1 vs. Columbia (11/14/16)
 3FGM: --
 3FGA: 1 vs. Columbia (11/14/16)
 FTM: --
 FTA: --
 AST: --
 BLK: --
 STL: 1 vs. Columbia (11/14/16)
 TO: 1 vs. Columbia (11/14/16)
 MIN: 4 vs. Columbia (11/14/16)

#10 LAMARR KIMBLE

PTS: 26 vs. Loyola Chicago (11/18/16)
 REB: 9 at Fordham (1/7/17)
 FGM: 10 vs. Loyola Chicago (11/18/16)
 FGA: 18 vs. George Mason (1/10/17)
 3FGM: 5 vs. Loyola Chicago (11/18/16)
 3FGA: 8 vs. Loyola Chicago (11/18/16)
 FTM: 7 vs. Richmond (1/14/17)
 FTA: 8 (2x) last vs. Richmond (1/14/17)
 AST: 9 (2x) last at Princeton (12/14/16)
 BLK: 1 (2x) last vs. Richmond (1/14/17)
 STL: 3 vs. Lafayette (12/22/16)
 TO: 8 at Fordham (1/7/17)
 MIN: 40 (2x) last vs. Richmond (1/14/17)

#23 MARKELL LODGE

PTS: 10 (2x) last at Fordham (1/7/17)
 REB: 10 at Villanova (12/3/16)
 FGM: 5 (2x) last at Fordham (1/7/17)
 FGA: 7 at Rhode Island (1/3/17)
 3FGM: --
 3FGA: --
 FTM: 1 (2x) last vs. Loyola Chicago (11/18/16)
 FTA: 3 vs. Ole Miss (11/20/16)
 AST: 1 vs. Toledo (11/12/16)
 BLK: 3 (2x) last vs. George Washington (12/30/16)
 STL: 1 vs. Loyola Chicago (11/18/16)
 TO: 1 (3x) last vs. Temple (11/30/16)
 MIN: 24 vs. Temple (11/30/16)

#1 SHAVAR NEWKIRK

PTS: 28 vs. Toledo (11/12/16)
 REB: 7 (4x) last at Illinois State (12/18/16)
 FGM: 10 (2x) last at Drexel (12/11/16)
 FGA: 18 vs. NC State (11/21/16)
 3FGM: 4 (2x) last vs. Lafayette (12/22/16)
 3FGA: 6 (2x) last vs. Lafayette (12/22/16)
 FTM: 10 at Illinois State (12/18/16)
 FTA: 11 at Illinois State (12/18/16)
 AST: 6 vs. Ole Miss (11/20/16)
 BLK: --
 STL: 3 (2x) last vs. George Washington (12/30/16)
 TO: 7 at Illinois State (12/18/16)
 MIN: 39 at Drexel (12/11/16)

#5 NICK ROBINSON

PTS: 14 vs. Richmond (1/14/17)
 REB: 8 (2x) last vs. Richmond (1/14/17)
 FGM: 4 (2x) last vs. Richmond (1/14/17)
 FGA: 8 (2x) last at Drexel (12/11/16)
 3FGM: 2 vs. Temple (11/30/16)
 3FGA: 4 at Drexel (12/11/16)
 FTM: 5 vs. Richmond (1/14/17)
 FTA: 7 vs. Richmond (1/14/17)
 AST: 3 (5x) last at Fordham (1/7/17)
 BLK: 2 at Princeton (12/14/16)
 STL: 2 vs. Columbia (11/14/16)
 TO: 4 (2x) last at Rhode Island (1/3/17)
 MIN: 28 (2x) last vs. Richmond (1/14/17)

#21 KYLE THOMPSON

PTS: 1 vs. Columbia (11/14/16)
 REB: 1 (2x) last at Fordham (1/7/17)
 FGM: --
 FGA: 1 (2x) last at Rhode Island (1/3/17)
 3FGM: --
 3FGA: --
 FTM: 1 vs. Columbia (11/14/16)
 FTA: 2 (2x) last vs. Lafayette (12/22/16)
 AST: 1 at Illinois State (12/18/16)
 BLK: --
 STL: --
 TO: 1 vs. Columbia (11/14/16)
 MIN: 4 vs. Lafayette (12/22/16)

#13 CHRISTIAN VEGA

PTS: --
 REB: 1 vs. Lafayette (12/22/16)
 FGM: --
 FGA: 1 (2x) last vs. Lafayette (12/22/16)
 3FGM: --
 3FGA: 1 at Villanova (12/3/16)
 FTM: --
 FTA: --
 AST: --
 BLK: --
 STL: --
 TO: --
 MIN: 2 vs. Lafayette (12/22/16)

#32 JAI WILLIAMS

PTS: 6 vs. NC State (11/21/16)
 REB: 3 at Drexel (12/11/16)
 AST: --
 FGM: 2 vs. Lafayette (12/22/16)
 FGA: 3 vs. Lafayette (12/22/16)
 3FGM: --
 3FGA: --
 FTM: 4 vs. NC State (11/21/16)
 FTA: 4 vs. NC State (11/21/16)
 BLK: --
 STL: --
 TO: 1 vs. Toledo (11/12/16)
 MIN: 10 (2x) last vs. NC State (11/21/16)

GAME RECAPS

Game 1: November 12, 2016 - Hagan Arena
SJU 77 - Toledo 76

Guards **Shavar Newkirk** and **Lamarr Kimble** combined for 44 points by each hitting career-highs to lead Saint Joseph's to a 77-76 win over Toledo in the season opener for both teams at Hagan Arena. Newkirk tallied career-highs of 28 points and seven rebounds, while Kimble scored 16 points. **James Demery** had 11 points and tied his career-high with eight rebounds for SJU. The game was a back-and-forth contest with a total of 25 lead changes in the second half. SJU took the final lead of the game, 72-71, on a putback by sophomore **Markell Lodge** with 1:42 to play. Newkirk hit a jumper at :45 to increase the Hawks' lead to its biggest of the game, 74-71, and added a pair of free throws to push it to 76-71 with 25 seconds to play. Toledo countered with a layup at :19 but Demery made one of two free throws at :11 to give the Hawks a 77-73 lead. Toledo's three-pointer at the buzzer provided the final margin.

Toledo 0-1

##	Player	tot-fg		3-pt		fg		ft		ftr		rebounds		pf	tp	a	to	blk	s	min
		fg	fga	fg	fga	ft	fta	of	de	tot	pf	tp	a							
23	TAYLOR, Jr., Steve	f	7	12	0	2	0	1	0	7	7	1	14	3	2	0	1	33		
33	GARBER, Zach	c	1	2	0	0	3	4	1	2	3	5	5	1	2	0	0	20		
01	WILLIAMS, J	g	7	13	2	4	2	2	1	1	2	5	18	1	4	0	0	26		
01	DZIERZAWSKI, D	g	6	13	1	1	0	0	0	4	4	4	13	2	4	0	0	21		
13	SANFORD, Jalen	g	2	6	2	4	3	5	1	2	3	0	9	1	3	1	1	33		
02	ADWAY, Taylor		0	0	0	0	0	0	2	0	2	2	0	1	1	0	0	6		
05	ROBERTS, Justin		0	0	0	0	0	0	0	0	0	2	0	1	0	0	0	6		
25	LAUF, Jordan		2	4	1	3	4	4	2	1	3	2	9	2	0	0	0	21		
30	KNAPEK, Luke		0	0	0	0	0	0	0	1	1	2	0	0	0	0	0	9		
35	NAVIGATO, Natee		3	11	2	8	0	0	1	7	8	2	8	0	1	1	0	25		
TEAM										3	2	5								
Totals.....			28	61	8	22	12	16	11	27	38	25	76	12	17	2	2	200		

TOTAL FG% 1st Half: 13-28 46.4% 2nd Half: 15-33 45.5% Game: 45.9% DEADBALL
3-Pt. FG% 1st Half: 5-12 41.7% 2nd Half: 3-10 30.0% Game: 36.4% REBOUNDS
F Throw % 1st Half: 10-13 76.9% 2nd Half: 2-3 66.7% Game: 75.0% 3

Saint Joseph's 1-0

##	Player	tot-fg		3-pt		fg		ft		ftr		rebounds		pf	tp	a	to	blk	s	min
		fg	fga	fg	fga	ft	fta	of	de	tot	pf	tp	a							
02	BROWN, Charlie	f	1	6	1	4	2	2	0	4	4	3	5	2	0	2	0	30		
23	LODGE, Markell	f	2	2	0	0	0	0	1	0	1	3	4	1	1	2	0	19		
25	DEMERY, James	f	5	14	0	2	1	2	2	6	8	2	11	0	4	1	1	32		
00	KIMBLE, Lamarr	g	6	14	1	3	3	6	1	1	2	1	16	3	3	0	0	36		
01	NEWKIRK, Shavar	g	9	16	3	4	7	9	1	6	7	1	28	3	1	0	1	35		
05	ROBINSON, Nick	g	2	2	1	1	2	4	0	3	3	3	7	0	1	0	1	17		
15	CLOVER, Chris	g	0	2	0	0	0	0	0	0	0	3	0	0	1	0	2	9		
20	CASPER, Brendan		0	0	0	0	0	0	0	0	0	0	0	0	0	0	0	2		
32	WILLIAMS, Jai		1	1	0	0	1	2	0	0	0	1	3	0	1	0	0	5		
34	BAUMANN, Javon		1	3	0	0	1	3	3	2	5	3	3	0	1	0	0	15		
TEAM										1	1	2								
Totals.....			27	60	6	14	17	28	9	23	32	20	77	9	13	5	5	200		

TOTAL FG% 1st Half: 12-27 44.4% 2nd Half: 15-33 45.5% Game: 45.0% DEADBALL
3-Pt. FG% 1st Half: 5-9 55.6% 2nd Half: 1-5 20.0% Game: 42.9% REBOUNDS
F Throw % 1st Half: 11-15 73.3% 2nd Half: 6-13 46.2% Game: 60.7% 8

Officials: Dwayne Gladden, Tony Crisp, Paul Szelc
Technical fouls: Toledo-None. Saint Joseph's-None.
Attendance: 4,200

Score by Periods	1st	2nd	Total
Toledo	41	35	76
Saint Joseph's	40	37	77

Game 2: November 14, 2016 - Hagan Arena
SJU 85 - Columbia 65

Lamarr Kimble scored a career-high 19 points and **Shavar Newkirk** scored 17 to lead Saint Joseph's past Columbia, 85-65. **Charlie Brown**, who scored 12 points in the first half, tallied 15 for the first double-figure game of his career, while **Chris Clover** tallied a career-high 11 points. The Hawks were playing without starting forward James Demery who suffered a stress fracture in his foot in the season opener versus Toledo. Saint Joseph's never trailed in the game and after back-to-back threes by Brown and Robinson, took a 17-6 lead in the first seven minutes. Leading 17-8, Kimble and Brown combined to score nine straight, with a dunk from Brown pushing the SJU lead to 26-11. SJU, which shot 57.6 percent from the field in the half, increased the margin to 20, 38-18, on a layup from Newkirk at 6:54. The Hawks took their biggest lead of the half, 50-27, on a three-pointer at the buzzer by **Brendan Casper**, who added seven points. The Hawks maintained the 20-plus point lead for most of the half, except for a 5-0 run by Columbia that cut the margin to 60-45 at 10:40. Saint Joseph's took its biggest lead of the contest, 78-52, on a three from Brown at 4:41.

Columbia 1-1

##	Player	tot-fg		3-pt		fg		ft		ftr		rebounds		pf	tp	a	to	blk	s	min
		fg	fga	fg	fga	ft	fta	of	de	tot	pf	tp	a							
11	MEISNER, Lukas	f	1	4	0	2	0	0	1	4	5	2	2	0	3	0	0	0	25	
33	PETRASEK, Luke	f	1	9	0	3	1	1	0	3	3	2	3	3	3	0	0	0	28	
12	SMITH, Mike	g	2	4	1	1	2	0	0	1	1	1	7	1	2	0	0	0	21	
20	KILLINGSWORTH,	g	6	9	3	6	2	2	2	1	3	0	17	0	1	0	0	20		
22	HICKMAN, Nate	g	5	10	4	7	0	0	0	3	3	3	14	1	1	0	0	19		
02	PANAYIOTOU, A		0	0	0	0	0	0	0	0	0	0	0	0	0	0	0	2		
03	TAPE, Patrick		1	2	0	0	3	4	1	1	2	1	5	0	0	0	0	1	4	
04	HUNTER, Rodney		0	0	0	0	2	2	0	0	0	1	2	0	0	0	0	10		
05	DAVIS, CJ		3	5	1	1	0	0	0	0	0	2	7	1	1	0	0	14		
10	ADLESH, Quinton		0	5	0	4	0	0	0	0	0	2	0	4	3	0	1	22		
14	JACKSON, Kendall		0	1	0	0	0	0	0	2	2	3	0	1	0	0	0	9		
21	BARBA, Peter		1	1	0	0	0	0	0	0	0	0	2	0	0	0	0	3		
24	SICA, John		0	0	0	0	0	0	0	2	2	2	0	0	0	0	0	3		
32	MCCOMBER, Chris		2	3	0	1	2	5	1	1	2	2	6	1	0	0	0	15		

52	VOSS, Conor	0	1	0	0	0	0	0	0	0	1	0	1	0	0	0	5
	TEAM							3	4	7							
	Totals.....	22	54	9	25	12	16	8	22	30	22	65	13	15	0	3	200

TOTAL FG% 1st Half: 9-28 32.1% 2nd Half: 13-26 50.0% Game: 40.7% DEADBALL
3-Pt. FG% 1st Half: 4-13 30.8% 2nd Half: 7-11 63.6% Game: 36.0% REBOUNDS
F Throw % 1st Half: 5-5 100% 2nd Half: 7-11 63.6% Game: 75.0% 3

Saint Joseph's 2-0

##	Player	tot-fg		3-pt		fg		ft		ftr		rebounds		pf	tp	a	to	blk	s	min
		fg	fga	fg	fga	ft	fta	of	de	tot	pf	tp	a							
02	BROWN, Charlie	f	6	10	3	5	0	0	0	5	5	2	15	1	1	0	1	24		
05	ROBINSON, Nick	f	2	4	1	2	0	1	1	4	5	1	5	3	1	1	2	26		
23	LODGE, Markell	f	0	0	0	0	1	2	0	3	3	0	1	0	0	2	0	16		
00	KIMBLE, Lamarr	g	7	16	0	7	5	6	0	3	3	1	19	8	1	0	0	31		
01	NEWKIRK, Shavar	g	6	12	1	5	4	4	2	1	3	3	17	4	1	0	1	30		
03	BOOTH, Michael		0	0	0	0	0	0	0	0	0	0	0	0	0	0	0	2		
10	BLOUNT, Gerald		0	0	0	0	2	2	1	0	1	0	2	0	0	0	0	3		
13	VEGA, Christian		0	0	0	0	0	0	0	0	0	1	0	0	0	0	0	1		
15	CLOVER, Chris		5	8	1	2	0	0	1	1	2	3	11	0	1	0	1	13		
20	CASPER, Brendan		3	4	1	1	0	0	0	2	2	2	7	0	1	0	1	23		
21	THOMPSON, Kyle		0	0	0	0	1	2	0	0	0	0	1	0	1	0	0	3		
22	EDWARDS, Lorenzo		0	1	0	1	0	0	1	0	1	0	0	0	1	0	0	4		
32	WILLIAMS, Jai		1	1	0	0	1	3	1	0	1	1	3	0	0	0	0	8		
34	BAUMANN, Javon		2	2	0	0	0	1	1	5	6	1	4	0	0	2	0	16		
TEAM										1	2	3								
Totals.....			32	58	7	23	14	21	9	26	35	15	85	16	8	5	7	200		

TOTAL FG% 1st Half: 19-33 57.6% 2nd Half: 13-25 52.0% Game: 55.2% DEADBALL
3-Pt. FG% 1st Half: 5-10 50.0% 2nd Half: 2-13 15.4% Game: 30.4% REBOUNDS
F Throw % 1st Half: 7-9 77.8% 2nd Half: 7-12 58.3% Game: 66.7% 1

Officials: Nathan Farrell, Kevin Fehr, Tom Morrissey
Technical fouls: Columbia-None. Saint Joseph's-None.
Attendance: 3,543

Score by Periods	1st	2nd	Total
Columbia	27	38	65
Saint Joseph's	50	35	85

Game 3: Paradise Jam - November 18, 2016
Univ. of Virgin Islands Arena - St. Thomas, USVI
SJU 71 - Loyola Chicago 57

Lamarr Kimble scored a career-high 26 points and **Shavar Newkirk** added 20 as Saint Joseph's defeated Loyola Chicago, 71-57, in the opening round of the 2016 Paradise Jam at the University of the Virgin Islands. **Charlie Brown** scored nine points and grabbed a team-high six rebounds. The Hawks led for all but a minute in the game, and fought off every Loyola run with baskets from either Kimble or Newkirk. Loyola closed to 39-35 early in the second half, but the Hawks scored seven straight that pushed SJU's lead to 45-35. Saint Joseph's took its biggest margin of the game, 53-39, at 8:33 on another three by Kimble, but saw the Ramblers cut it to 56-50 at 6:50. With the Hawks leading again by six, 60-54, at 3:35, Javon Baumann slammed home a pass from Kimble to give SJU a 62-54 lead. From there, the Hawks iced it at the foul line.

Loyola 3-1

##	Player	tot-fg		3-pt		fg		ft		f
----	--------	--------	--	------	--	----	--	----	--	---

2016-17 SAINT JOSEPH'S BASKETBALL • 14

Game 4: Paradise Jam - November 20, 2016 Univ. of Virgin Islands Arena - St. Thomas, USVI Ole Miss 81 - SJU 68

Ole Miss defeated Saint Joseph's, 81-68, in the semifinals of the 2016 Paradise Jam. **Shavar Newkirk** had 21 points and six assists for the Hawks, hitting 7-of-11 from the field and 6-of-10 from the foul line. **Charlie Brown** scored 13 points and **Lamarr Kimble** had 10 points and a team-high seven rebounds for SJU. The Hawks didn't help themselves at the foul line, shooting just 10-for-22 in the game, while Ole Miss shot 15-for-19. Leading 41-37 at halftime, Ole Miss opened the half with a 12-5 run to take its biggest lead at that point, 53-42, at 16:15. The Hawks chipped away and after a putback by **Javon Baumann**, and a layup and then a free throw by Kimble, cut the deficit to 54-49. But Ole Miss had an answer every time, as the Rebels built their lead back to 57-49. After falling behind by double digits again, 60-50, the Hawks cut it to eight, 60-52, on free throws by Newkirk, but that would be the closest SJU would come the rest of the way. Ole Miss went on a 13-5 run to take its biggest lead of the game, 73-57, with 5:23 remaining. In the first half, after SJU had a 10-8 lead, Ole Miss went on an 11-4 run to go up 17-12. SJU had an early 28-24 lead but the Rebels regained the lead 29-28 and increased it to 32-28. Trailing 35-30, the Hawks closed to 35-33 on a three by **Nick Robinson**. The Rebels then took their biggest lead of the half, 39-33, on a three with under four minutes to play. SJU closed within 39-37 on a three by Brown before Ole Miss ended the half with a basket at the buzzer.

Saint Joseph's 3-1

		tot-fg			3-pt			rebounds										
##	Player	f	fg	fga	fg	fga	ft	fta	of	de	tot	pf	tp	a	to	blk	s	min
02	BROWN, Charlie	f	5	10	3	5	0	0	1	3	4	3	13	0	1	0	1	33
05	ROBINSON, Nick	f	1	5	1	3	1	2	0	5	5	1	4	3	4	0	1	22
23	LODGE, Markell	f	4	4	0	0	0	3	0	2	2	2	8	0	0	0	0	19
00	KIMBLE, Lamarr	g	3	13	1	6	3	6	3	4	7	2	10	4	0	0	0	37
01	NEWKIRK, Shavar	g	7	11	1	3	6	10	1	2	3	3	21	6	2	0	3	35
15	CLOVER, Chris	g	3	7	2	4	0	1	0	0	0	0	8	0	3	0	2	15
20	CASPER, Brendan	g	0	3	0	1	0	0	0	2	2	3	0	1	2	0	1	18
32	WILLIAMS, Jai	g	0	0	0	0	0	0	0	1	1	2	0	0	0	0	0	10
34	BAUMANN, Javon	g	2	2	0	0	0	0	2	3	5	3	4	0	1	0	0	11
TEAM											4	4						
Totals.....			25	55	8	22	10	22	7	26	33	19	68	14	13	0	8	200

TOTAL FG% 1st Half: 14-27 51.9% 2nd Half: 11-28 39.3% Game: 45.5% DEADBALL
3-Pt. FG% 1st Half: 6-11 54.5% 2nd Half: 2-11 18.2% Game: 36.4% REBOUNDS
F Throw % 1st Half: 3-9 33.3% 2nd Half: 7-13 53.8% Game: 45.5% 7

Ole Miss 4-0

		tot-fg		3-pt		rebounds													
##	Player	f	fg	fga	fg	fga	ft	fta	of	de	tot	pf	tp	a	to	blk	s	min	
05	HYMON, M	f	1	1	0	0	0	1	0	2	2	3	2	0	0	1	1	20	
11	SAIZ, Sebastian	f	9	13	2	2	6	8	3	9	12	4	26	0	4	0	1	33	
01	BURNETT, D	g	5	19	3	8	7	8	0	4	4	0	20	5	2	0	1	36	
02	NEAL, Cullen	g	3	8	3	7	2	2	0	2	2	0	11	3	0	0	1	34	
14	BROOKS, Rasheed	g	4	9	3	5	0	0	2	3	5	4	11	3	3	0	0	21	
00	FITZPATRICK-DORSEY	g	1	2	0	1	0	0	1	3	4	1	2	0	2	0	0	7	
03	DAVIS, Terence	g	1	6	1	3	0	0	0	1	1	4	3	2	1	2	2	19	
04	TYREE, Breein	g	0	1	0	1	0	0	0	0	0	1	0	1	0	0	0	3	
12	SILINS, Karlis	g	0	0	0	0	0	0	0	0	0	0	0	0	0	0	0	2	
50	FURMANAVICIUS, J	g	3	5	0	1	0	0	5	5	10	3	6	2	1	1	0	25	
TEAM									2	2					1				
Totals.....			27	64	12	28	15	19	13	29	42	20	81	16	14	4	6	200	

TOTAL FG% 1st Half: 14-35 40.0% 2nd Half: 13-29 44.8% Game: 42.2% DEADBALL
3-Pt. FG% 1st Half: 8-18 44.4% 2nd Half: 4-10 40.0% Game: 42.9% REBOUNDS
F Throw % 1st Half: 5-6 83.3% 2nd Half: 10-13 76.9% Game: 78.9% 1

Officials: Joe Lindsay, Justin Porterfield, Duke Edsall
Technical fouls: Saint Joseph's-None. Ole Miss-None.
Attendance: 2,755

Score by Periods 1st 2nd Total
Saint Joseph's 37 31 68
Ole Miss 41 40 81

Game 5: Paradise Jam - November 21, 2016 Univ. of Virgin Islands Arena - St. Thomas, USVI NC State 73 - SJU 63

Shavar Newkirk scored 23 points but Saint Joseph's comeback fell short as the Hawks were defeated by NC State, 73-63, in the third-place game of the 2016 Paradise Jam. Newkirk shot 10-for-18 from the field, and added six rebounds and five assists for his third consecutive 20-plus point game, while **Charlie Brown** added 14 points. SJU trailed by as much as 14 points in the second half, but came within 64-58, with 3:54 left. NC State answered with a three-point-er, but Brown followed with one to bring the Hawks within 67-61 at 3:07. With NC State leading 69-63, the Wolfpack missed three shots but the Hawks couldn't come up with a rebound or the ball after a scramble. NC State regained possession and took a 71-63 lead. A missed shot by SJU and then a turnover resulted in an NC State dunk at 1:06 that sealed the win for NC State. After NC State took its biggest lead of the game, 57-43, SJU scored seven straight to come within 57-50 and Newkirk scored four in a row to cut it to 61-54. The Hawks came out strong in the first half and took an 18-9 lead, with Javon Baumann increasing it to 20-9 with a dunk. But NC State went on a 13-0 run to take a 22-20 lead with under 4:30 to go. A pair of free throws by **Jai Williams** ended the Hawks' scoring drought, but NC State maintained a 25-22 lead. SJU remained without a field goal for close to nine minutes before Newkirk's jumper at 1:59 pulled SJU within 31-26.

Saint Joseph's 3-2

##	Player	f	fg	fga	3-pt	fg	fga	ft	fta	of	de	tot	pf	tp	a	to	blk	s	min
02	BROWN, Charlie	f	5	12	3	6	1	2	1	4	5	4	14	1	0	1	0	3	33
05	ROBINSON, Nick	f	1	5	0	1	3	4	2	3	5	4	5	0	2	0	1	0	18

23	LODGE, Markell	f	2	6	0	0	0	0	6	0	6	1	4	0	1	1	0	12
00	KIMBLE, Lamarr	g	1	15	1	7	0	0	1	3	4	0	3	2	1	0	1	38
01	NEWKIRK, Shavar	g	10	18	1	3	2	2	4	2	6	3	23	5	3	1	0	38
15	CLOVER, Chris	g	1	7	0	3	0	0	2	3	5	0	2	0	1	0	0	20
20	CASPER, Brendan	g	1	5	0	2	0	0	2	3	5	3	2	0	0	0	1	13
32	WILLIAMS, Jai	g	1	2	0	0	4	4	2	0	2	1	6	0	0	0	0	10
34	BAUMANN, Javon	g	2	3	0	0	0	0	2	2	4	1	4	1	0	1	1	18
TEAM										1	1							
Totals.....			24	73	5	22	10	12	22	21	43	17	63	9	8	4	6	200

TOTAL FG% 1st Half: 12-35 34.3% 2nd Half: 12-38 31.6% Game: 32.9% DEADBALL
3-Pt. FG% 1st Half: 1-9 11.1% 2nd Half: 4-13 30.8% Game: 22.7% REBOUNDS
F Throw % 1st Half: 5-6 83.3% 2nd Half: 5-6 83.3% Game: 83.3% 3

NC State 4-1

##	Player	f	fg	fga	3-pt	fg	fga	ft	fta	of	de	tot	pf	tp	a	to	blk	s	min
00	ABDUL-MALIK, A	f	5	8	0	1	2	2	1	9	10	4	12	1	4	2	0	29	
21	ANYA, Beejay	f	1	1	0	0	1	3	1	1	2	3	3	1	1	2	0	16	
02	DORN, Torin	g	6	9	5	6	2	2	0	4	4	1	19	1	1	0	0	40	
03	HENDERSON, T	g	5	10	3	5	2	2	2	1	3	1	15	1	2	0	0	40	
04	SMITH Jr, Dennis	g	6	15	3	6	9	10	0	3	3	1	24	8	2	0	2	39	
05	HICKS, Darius	g	0	0	0	0	0	1	0	2	2	1	0	0	1	0	0	4	
11	JOHNSON, Markell	g	0	5	0	2	0	0	0	1	1	4	0	4	0	0	2	26	
22	KIRK, Shaun	g	0	1	0	1	0	0	0	1	1	1	0	0	1	0	0	6	
TEAM										2	5	7				3			
Totals.....			23	49	11	21	16	20	6	27	33	16	73	16	14	6	4	200	

TOTAL FG% 1st Half: 13-25 52.0% 2nd Half: 10-24 41.7% Game: 46.9% DEADBALL
3-Pt. FG% 1st Half: 7-11 63.6% 2nd Half: 4-10 40.0% Game: 52.4% REBOUNDS
F Throw % 1st Half: 1-4 25.0% 2nd Half: 15-16 93.8% Game: 80.0% 2

Officials: Tim Comer, Tony Crisp, Jason Porterfield
Technical fouls: Saint Joseph's-None. NC State-None.
Attendance: 2,699

Score by Periods 1st 2nd Total
Saint Joseph's 30 33 63
NC State 34 39 73

Game 6: November 20, 2016 - Hagan Arena Temple 78 - SJU 72

Obi Enechionya scored 26 points, with a three-pointer that iced the game with 1:09 left, to lead Temple to a 78-72 win over Saint Joseph's in a Big 5 game at sold-out Hagan Arena. Shavar Newkirk led SJU with 22 points, seven rebounds and five assists, Lamarr Kimble had 12 points and tied his career-high with nine assists, while freshman Nick Robinson had a season-high 11 points. With TU leading 73-69 with 2:48 to play, SJU freshman Nick Robinson hit a three-point play to pull the Hawks within 73-72. Daniel Dingle tipped in an offensive rebound at 1:35 and Enechionya blocked a Saint Joseph's shot and then hit the game-sealing three-pointer. The Hawks had a few more possessions but couldn't connect on three field goal attempts in the final minute of play. SJU trailed for most of the second half, but took a 56-55 lead at 9:16 on a three-point play by Markell Lodge. Temple quickly regained the lead and used a 9-2 run to take a 64-58 lead with 6:14 to play. SJU would pull within one point of the Owls three more times, but couldn't take the lead.

Temple 5-2, 2-0 Big 5

Game 9-2, 2009																			
##	Player	fg	fga	fg	fga	3-pt	ft	fta	of	de	tot	pf	tp	a	to	blk	s	min	
00	ENECHIONYA, Obi f	10	22	6	12	0	0	1	4	5	0	26	1	1	1	1	1	40	
04	DINGLE, Daniel f	3	7	1	2	0	0	1	2	4	4	2	7	3	0	0	1	31	
24	AFLAKPUI, Ernest c	2	4	0	0	0	0	2	3	5	1	4	1	0	0	0	2	16	
02	MOORE II, Alani g	2	5	2	5	2	2	1	4	5	1	8	2	1	0	1	2	28	
03	ALSTON, JR., Shizz g	5	12	0	4	1	2	0	4	4	3	11	5	1	0	1	0	36	
01	BROWN, Josh g	2	3	0	0	0	0	0	2	2	3	4	1	0	1	0	1	14	
10	WILLIAMS, Mark g	2	3	0	1	0	0	0	2	2	3	4	0	1	0	0	0	11	
13	ROSE, Quinton g	5	7	1	3	3	4	2	4	6	3	14	3	1	1	0	0	24	
TEAM										2	2								
Totals.....		31	63	10	27	6	9	8	27	35	16	78	16	5	3	6	200		

TOTAL FG% 1st Half: 13-31 41.9% 2nd Half: 18-32 56.3% Game: 49.2% DEADBALL
3-Pt. FG% 1st Half: 5-15 33.3% 2nd Half: 5-12 41.7% Game: 37.0% REBOUNDS
F Throw % 1st Half: 3-4 75.0% 2nd Half: 3-5 60.0% Game: 66.7% 2

Saint Joseph's 3-3, 0-1 Big 5

2002-2003 Season
 2003-2004 Season
 2004-2005 Season
 2005-2006 Season
 2006-2007 Season
 2007-2008 Season
 2008-2009 Season
 2009-2010 Season
 2010-2011 Season
 2011-2012 Season
 2012-2013 Season
 2013-2014 Season
 2014-2015 Season
 2015-2016 Season
 2016-2017 Season
 2017-2018 Season
 2018-2019 Season
 2019-2020 Season
 2020-2021 Season
 2021-2022 Season
 2022-2023 Season
 2023-2024 Season
 2024-2025 Season
 2025-2026 Season
 2026-2027 Season
 2027-2028 Season
 2028-2029 Season
 2029-2030 Season
 2030-2031 Season
 2031-2032 Season
 2032-2033 Season
 2033-2034 Season
 2034-2035 Season
 2035-2036 Season
 2036-2037 Season
 2037-2038 Season
 2038-2039 Season
 2039-2040 Season
 2040-2041 Season
 2041-2042 Season
 2042-2043 Season
 2043-2044 Season
 2044-2045 Season
 2045-2046 Season
 2046-2047 Season
 2047-2048 Season
 2048-2049 Season
 2049-2050 Season
 2050-2051 Season
 2051-2052 Season
 2052-2053 Season
 2053-2054 Season
 2054-2055 Season
 2055-2056 Season
 2056-2057 Season
 2057-2058 Season
 2058-2059 Season
 2059-2060 Season
 2060-2061 Season
 2061-2062 Season
 2062-2063 Season
 2063-2064 Season
 2064-2065 Season
 2065-2066 Season
 2066-2067 Season
 2067-2068 Season
 2068-2069 Season
 2069-2070 Season
 2070-2071 Season
 2071-2072 Season
 2072-2073 Season
 2073-2074 Season
 2074-2075 Season
 2075-2076 Season
 2076-2077 Season
 2077-2078 Season
 2078-2079 Season
 2079-2080 Season
 2080-2081 Season
 2081-2082 Season
 2082-2083 Season
 2083-2084 Season
 2084-2085 Season
 2085-2086 Season
 2086-2087 Season
 2087-2088 Season
 2088-2089 Season
 2089-2090 Season
 2090-2091 Season
 2091-2092 Season
 2092-2093 Season
 2093-2094 Season
 2094-2095 Season
 2095-2096 Season
 2096-2097 Season
 2097-2098 Season
 2098-2099 Season
 2099-2100 Season
 2100-2101 Season
 2101-2102 Season
 2102-2103 Season
 2103-2104 Season
 2104-2105 Season
 2105-2106 Season
 2106-2107 Season
 2107-2108 Season
 2108-2109 Season
 2109-2110 Season
 2110-2111 Season
 2111-2112 Season
 2112-2113 Season
 2113-2114 Season
 2114-2115 Season
 2115-2116 Season
 2116-2117 Season
 2117-2118 Season
 2118-2119 Season
 2119-2120 Season
 2120-2121 Season
 2121-2122 Season
 2122-2123 Season
 2123-2124 Season
 2124-2125 Season
 2125-2126 Season
 2126-2127 Season
 2127-2128 Season
 2128-2129 Season
 2129-2130 Season
 2130-2131 Season
 2131-2132 Season
 2132-2133 Season
 2133-2134 Season
 2134-2135 Season
 2135-2136 Season
 2136-2137 Season
 2137-2138 Season
 2138-2139 Season
 2139-2140 Season
 2140-2141 Season
 2141-2142 Season
 2142-2143 Season
 2143-2144 Season
 2144-2145 Season
 2145-2146 Season
 2146-2147 Season
 2147-2148 Season
 2148-2149 Season
 2149-2150 Season
 2150-2151 Season
 2151-2152 Season
 2152-2153 Season
 2153-2154 Season
 2154-2155 Season
 2155-2156 Season
 2156-2157 Season
 2157-2158 Season
 2158-2159 Season
 2159-2160 Season
 2160-2161 Season
 2161-2162 Season
 2162-2163 Season
 2163-2164 Season
 2164-2165 Season
 2165-2166 Season
 2166-2167 Season
 2167-2168 Season
 2168-2169 Season
 2169-2170 Season
 2170-2171 Season
 2171-2172 Season
 2172-2173 Season
 2173-2174 Season
 2174-2175 Season
 2175-2176 Season
 2176-2177 Season
 2177-2178 Season
 2178-2179 Season
 2179-2180 Season
 2180-2181 Season
 2181-2182 Season
 2182-2183 Season
 2183-2184 Season
 2184-2185 Season
 2185-2186 Season
 2186-2187 Season
 2187-2188 Season
 2188-2189 Season
 2189-2190 Season
 2190-2191 Season
 2191-2192 Season
 2192-2193 Season
 2193-2194 Season
 2194-2195 Season
 2195-2196 Season
 2196-2197 Season
 2197-2198 Season
 2198-2199 Season
 2199-2200 Season
 2200-2201 Season
 2201-2202 Season
 2202-2203 Season
 2203-2204 Season
 2204-2205 Season
 2205-2206 Season
 2206-2207 Season
 2207-2208 Season
 2208-2209 Season
 2209-2210 Season
 2210-2211 Season
 2211-2212 Season
 2212-2213 Season
 2213-2214 Season
 2214-2215 Season
 2215-2216 Season
 2216-2217 Season
 2217-2218 Season
 2218-2219 Season
 2219-2220 Season
 2220-2221 Season
 2221-2222 Season
 2222-2223 Season
 2223-2224 Season
 2224-2225 Season
 2225-2226 Season
 2226-2227 Season
 2227-2228 Season
 2228-2229 Season
 2229-2230 Season
 2230-2231 Season
 2231-2232 Season
 2232-2233 Season
 2233-2234 Season
 2234-2235 Season
 2235-2236 Season
 2236-2237 Season
 2237-2238 Season
 2238-2239 Season
 2239-2240 Season
 2240-2241 Season
 2241-2242 Season
 2242-2243 Season
 2243-2244 Season
 2244-2245 Season
 2245-2246 Season
 2246-2247 Season
 2247-2248 Season
 2248-2249 Season
 2249-2250 Season
 2250-2251 Season
 2251-2252 Season
 2252-2253 Season
 2253-2254 Season
 2254-2255 Season
 2255-2256 Season
 2256-2257 Season
 2257-2258 Season
 2258-2259 Season
 2259-2260 Season
 2260-2261 Season
 2261-2262 Season
 2262-2263 Season
 2263-2264 Season
 2264-2265 Season
 2265-2266 Season
 2266-2267 Season
 2267-2268 Season
 2268-2269 Season
 2269-2270 Season
 2270-2271 Season
 2271-2272 Season
 2272-2273 Season
 2273-2274 Season
 2274-2275 Season
 2275-2276 Season
 2276-2277 Season
 2277-2278 Season
 2278-2279 Season
 2279-2280 Season
 2280-2281 Season
 2281-2282 Season
 2282-2283 Season
 2283-2284 Season
 2284-2285 Season
 2285-2286 Season
 2286-2287 Season
 2287-2288 Season
 2288-2289 Season
 2289-2290 Season
 2290-2291 Season
 2291-2292 Season
 2292-2293 Season
 2293-2294 Season
 2294-2295 Season
 2295-2296 Season
 2296-2297 Season
 2297-2298 Season
 2298-2299 Season
 2299-2300 Season
 2300-2301 Season
 2301-2302 Season
 2302-2303 Season
 2303-2304 Season
 2304-2305 Season
 2305-2306 Season
 2306-2307 Season
 2307-2308 Season
 2308-2309 Season
 2309-2310 Season
 2310-2311 Season
 2311-2312 Season
 2312-2313 Season
 2313-2314 Season
 2314-2315 Season
 2315-2316 Season
 2316-2317 Season
 2317-2318 Season
 2318-2319 Season
 2319-2320 Season
 2320-2321 Season
 2321-2322 Season
 2322-2323 Season
 2323-2324 Season
 2324-2325 Season
 2325-2326 Season
 2326-2327 Season
 2327-2328 Season
 2328-2329 Season
 2329-2330 Season
 2330-2331 Season
 2331-2332 Season
 2332-2333 Season
 2333-2334 Season
 2334-2335 Season
 2335-2336 Season
 2336-2337 Season
 2337-2338 Season
 2338-2339 Season
 2339-2340 Season
 2340-2341 Season
 2341-2342 Season
 2342-2343 Season
 2343-2344 Season
 2344-2345 Season
 2345-2346 Season
 2346-2347 Season
 2347-2348 Season
 2348-2349 Season
 2349-2350 Season
 2350-2351 Season
 2351-2352 Season
 2352-2353 Season
 2353-2354 Season
 2354-2355 Season
 2355-2356 Season
 2356-2357 Season
 2357-2358 Season
 2358-2359 Season
 2359-2360 Season
 2360-2361 Season
 2361-2362 Season
 2362-2363 Season
 2363-2364 Season
 2364-2365 Season
 2365-2366 Season
 2366-2367 Season
 2367-2368 Season
 2368-2369 Season
 2369-2370 Season
 2370-2371 Season
 2371-2372 Season
 2372-2373 Season
 2373-2374 Season
 2374-2375 Season
 2375-2376 Season
 2376-2377 Season
 2377-2378 Season
 2378-2379 Season
 2379-2380 Season
 2380-2381 Season
 2381-2382 Season
 2382-2383 Season
 2383-2384 Season
 2384-2385 Season
 2385-2386 Season
 2386-2387 Season
 2387-2388 Season
 2388-2389 Season
 2389-2390 Season
 2390-2391 Season
 2391-2392 Season
 2392-2393 Season
 2393-2394 Season
 2394-2395 Season
 2395-2396 Season
 2396-2397 Season
 2397-2398 Season
 2398-2399 Season
 2399-2400 Season
 2400-2401 Season
 2401-2402 Season
 2402-2403 Season
 2403-2404 Season
 2404-2405 Season
 2405-2406 Season
 2406-2407 Season
 2407-2408 Season
 2408-2409 Season
 2409-2410 Season
 2410-2411 Season
 2411-2412 Season
 2412-2413 Season
 2413-2414 Season
 2414-2415 Season
 2415-2416 Season
 2416-2417 Season
 2417-2418 Season
 2418-2419 Season
 2419-2420 Season
 2420-2421 Season
 2421-2422 Season
 2422-2423 Season
 2423-2424 Season
 2424-2425 Season
 2425-2426 Season
 2426-2427 Season
 2427-2428 Season
 2428-2429 Season
 2429-2430 Season
 2430-2431 Season
 2431-2432 Season
 2432-2433 Season
 2433-2434 Season
 2434-2435 Season
 2435-2436 Season
 2436-2437 Season
 2437-2438 Season
 2438-2439 Season
 2439-2440 Season
 2440-2441 Season
 2441-2442 Season
 2442-2443 Season
 2443-2444 Season
 2444-2445 Season
 2445-2446 Season
 2446-2447 Season
 2447-2448 Season
 2448-2449 Season
 2449-2450 Season
 2450-2451 Season
 2451-2452 Season
 2452-2453 Season
 2453-2454 Season
 2454-2455 Season
 2455-2456 Season
 2456-2457 Season
 2457-2458 Season
 2458-2459 Season
 2459-2460 Season
 2460-2461 Season
 2461-2462 Season
 2462-2463 Season
 2463-2464 Season
 2464-2465 Season
 2465-2466 Season
 2466-2467 Season
 2467-2468 Season
 2468-2469 Season
 2469-2470 Season
 2470-2471 Season
 2471-2472 Season
 2472-2473 Season
 2473-2474 Season
 2474-2475 Season
 2475-2476 Season
 2476-2477 Season
 2477-2478 Season
 2478-2479 Season
 2479-2480 Season
 2480-2481 Season
 2481-2482 Season
 2482-2483 Season
 2483-2484 Season
 2484-2485 Season
 2485-2486 Season
 2486-2487 Season
 2487-2488 Season
 2488-2489 Season
 2489-2490 Season
 2490-2491 Season
 2491-2492 Season
 2492-2493 Season
 2493-2494 Season
 2494-2495 Season
 2495-2496 Season
 2496-2497 Season
 2497-2498 Season
 2498-2499 Season
 2499-2500 Season
 2500-2501 Season
 2501-2502 Season
 2502-2503 Season
 2503-2504 Season
 2504-2505 Season
 2505-2506 Season
 2506-2507 Season
 2507-2508 Season
 2508-2509 Season
 2509-2510 Season
 2510-2511 Season
 2511-2512 Season
 2512-2513 Season
 2513-2514 Season
 2514-2515 Season
 2515-2516 Season
 2516-2517 Season
 2517-2518 Season
 2518-2519 Season
 2519-2520 Season
 2520-2521 Season
 2521-2522 Season
 2522-2523 Season
 2523-2524 Season
 2524-2525 Season
 2525-2526 Season
 2526-2527 Season
 2527-2528 Season
 2528-2529 Season
 2529-2530 Season
 2530-2531 Season
 2531-2532 Season
 2532-2533 Season
 2533-2534 Season
 2534-2535 Season
 2535-2536 Season
 2536-2537 Season
 2537-2538 Season
 2538-2539 Season
 2539-2540 Season
 2540-2541 Season
 2541-2542 Season
 2542-2543 Season
 2543-2544 Season
 2544-2545 Season
 2545-2546 Season
 2546-2547 Season
 2547-2548 Season
 2548-2549 Season
 2549-2550 Season
 2550-2551 Season
 2551-2552 Season
 2552-2553 Season
 2553-2554 Season
 2554-2555 Season
 2555-2556 Season
 2556-2557 Season
 2557-2558 Season
 2558-2559 Season
 2559-2560 Season
 2560-2561 Season
 2561-2562 Season
 2562-2563 Season
 2563-2564 Season
 2564-2565 Season
 2565-2566 Season
 2566-2567 Season
 2567-2568 Season
 2568-2569 Season
 2569-2570 Season
 2570-2571 Season
 2571-2572 Season
 2572-2573 Season
 2573-2574 Season
 2574-2575 Season
 2575-2576 Season
 2576-2577 Season
 2577-2578 Season
 2578-2579 Season
 2579-2580 Season
 2580-2581 Season
 2581-2582 Season
 2582-2583 Season
 2583-2584 Season
 2584-2585 Season
 2585-2586 Season
 2586-2587 Season
 2587-2588 Season
 2588-2589 Season
 2589-2590 Season
 2590-2591 Season
 2591-2592 Season
 2592-2593 Season
 2593-2594 Season
 2594-2595 Season
 2595-2596 Season
 2596-2597 Season
 2597-2598 Season
 2598-2599 Season
 2599-2600 Season
 2600-2601 Season
 2601-2602 Season
 2602-2603 Season
 2603-2604 Season
 2604-2605 Season
 2605-2606 Season
 2606-2607 Season
 2607-2608 Season
 2608-2609 Season
 2609-2610 Season
 2610-2611 Season
 2611-2612 Season
 2612-2613 Season
 2613-2614 Season
 2614-2615 Season
 2615-2616 Season
 2616-2617 Season
 2617-2618 Season
 2618-2619 Season
 2619-2620 Season
 2620-2621 Season
 2621-2622 Season
 2622-2623 Season
 2623-2624 Season
 2624-2625 Season
 2625-2626 Season
 2626-2627 Season
 2627-2628 Season
 2628-2629 Season
 2629-2630 Season
 2630-2631 Season
 2631-2632 Season
 2632-2633 Season
 2633-2634 Season
 2634-2635 Season
 2635-2636 Season
 2636-2637 Season
 2637-2638 Season
 2638-2639 Season
 2639-2640 Season
 2640-2641 Season
 2641-2642 Season
 2642-2643 Season
 2643-2644 Season
 2644-2645 Season
 2645-2646 Season
 2646-2647 Season
 2647-2648 Season
 2648-2649 Season
 2649-2650 Season
 2650-2651 Season
 2651-2652 Season
 2652-2653 Season
 2653-2654 Season
 2654-2655 Season
 2655-2656 Season
 2656-2657 Season
 2657-2658 Season
 2658-2659 Season
 2659-2660 Season
 2660-2661 Season
 2661-2662 Season
 2662-2663 Season
 2663-2664 Season
 2664-2665 Season
 2665-2666 Season
 2666-2667 Season
 2667-2668 Season
 2668-2669 Season
 2669-2670 Season
 2670-2671 Season
 2671-2672 Season
 2672-2673 Season
 2673-2674 Season
 2674-2675 Season
 2675-2676 Season
 2676-2677 Season
 2677-2678 Season
 2678-2679 Season
 2679-2680 Season
 2680-2681 Season
 2681-2682 Season
 2682-2683 Season
 2683-2684 Season
 2684-2685 Season
 2685-2686 Season
 2686-2687 Season
 2687-2688 Season
 2688-2689 Season
 2689-2690 Season
 2690-2691 Season
 2691-2692 Season
 2692-2693 Season
 2693-2694 Season
 2694-2695 Season
 2695-2696 Season
 2696-2697 Season
 2697-2698 Season
 2698-2699 Season
 2699-2700 Season
 2700-2701 Season
 2701-2702 Season
 2702-2703 Season
 2703-2704 Season
 2704-2705 Season
 2705-2706 Season
 2706-2707 Season
 2707-2708 Season
 2708-2709 Season
 2709-2710 Season
 2710-2711 Season
 2711-2712 Season
 2712-2713 Season
 2713-2714 Season
 2714-2715 Season
 2715-2716 Season
 2716-2717 Season
 2717-2718 Season
 2718-2719 Season
 2719-2720 Season
 2720-2721 Season
 2721-2722 Season
 2722-2723 Season
 2723-2724 Season
 2724-2725 Season
 2725-2726 Season
 2726-2727 Season
 2727-2728 Season
 2728-2729 Season
 2729-2730 Season
 2730-2731 Season
 2731-2732 Season
 2732-2733 Season
 2733-2734 Season
 2734-2735 Season
 2735-2736 Season
 2736-2737 Season
 2737-2738 Season
 2738-2739 Season
 2739-2740 Season
 2740-2741 Season
 2741-2742 Season
 2742-2743 Season
 2743-2744 Season
 2744-2745 Season
 2745-2746 Season
 2746-2747 Season
 2747-2748 Season
 2748-2749 Season
 2749-2750 Season
 2750-2751 Season
 2751-2752 Season
 2752-2753 Season
 2753-2754 Season
 2754-2755 Season
 2755-2756 Season
 2756-2757 Season
 2757-2758 Season
 2758-2759 Season
 2759-2760 Season
 2760-2761 Season
 2761-2762 Season
 2762-2763 Season
 2763-2764 Season
 2764-2765 Season
 2765-2766 Season
 2766-2767 Season
 2767-2768 Season
 2768-2769 Season
 2769-2770 Season
 2770-2771 Season
 2771-2772 Season
 2772-2773 Season
 2773-2774 Season
 2774-2775 Season
 2775-2776 Season
 2776-2777 Season
 2777-2778 Season
 2778-2779 Season
 2779-2780 Season
 2780-2781 Season
 2781-2782 Season
 2782-2783 Season
 2783-2784 Season
 2784-2785 Season
 2785-2786 Season
 2786-2787 Season
 2787-2788 Season
 2788-2789 Season
 2789-2790 Season
 2790-2791 Season
 2791-2792 Season
 2792-2793 Season
 2793-2794 Season
 2794-2795 Season
 2795-2796 Season
 2796-2797 Season
 2797-2798 Season
 2798-2799 Season
 2799-2800 Season
 2800-2801 Season
 2801-2802 Season
 2802-2803 Season
 2803-2804 Season
 2804-2805 Season
 2805-2806 Season
 2806-2807 Season
 2807-2808 Season
 2808-2809 Season
 2809-2810 Season
 2810-2811 Season
 2811-2812 Season
 2812-2813 Season
 2813-2814 Season
 2814-2815 Season
 2815-2816 Season
 2816-2817 Season
 2817-2818 Season
 2818-2819 Season
 2819-2820 Season
 2820-2821 Season
 2821-2822 Season
 2822-2823 Season
 2823-2824 Season
 2824-2825 Season
 2825-2826 Season
 2826-2827 Season
 2

TOTAL FG% 1st Half: 11-29 37.9% 2nd Half: 14-31 45.2% Game: 41.7% DEADBALL
3-Pt. FG% 1st Half: 7-14 50

2016-17 SAINT JOSEPH'S BASKETBALL • 15

Game 7: December 3, 2016 - The Pavilion - Villanova, Pa. #2/2 Villanova 88 - SJU 57

Lamarr Kimble scored 15 points and **Shavar Newkirk** added 11 more, but Saint Joseph's fell at second-ranked Villanova, 88-57, in a Big 5 matchup in front of a sellout crowd at The Pavilion. The Hawks held a 27-24 lead with six minutes remaining in the first half, but the Wildcats answered with a 20-4 run to close out the period with a 44-31 lead. Kimble and Newkirk topped the Hawks in scoring while **Markell Lodge** added a career-high 10 rebounds for SJU. Villanova kept the momentum going and opened up the second half with a 10-4 run to expand the margin to 55-35 at 16:54. The Hawks cut the deficit to under 20 points only two more times, and trailed 63-44 with 10:27 to play. VU took its biggest lead of the afternoon, 86-52, with 3:19 to play.

Saint Joseph's 3-4, 0-2 Big 5

##	Player	fg	fga	3-pt	3-pt	ft	fta	rebounds	of	de	tot	pf	tp	a	to	blk	s	min
02	BROWN, Charlie	f	2	6	1	3	3	4	2	3	5	2	8	0	1	0	0	28
23	LODGE, Markell	f	3	6	0	0	0	0	4	6	10	2	6	0	1	0	0	23
00	KIMBLE, Lamarr	g	6	14	1	2	2	2	1	3	4	1	15	4	3	0	0	36
01	NEWKIRK, Shavar	g	3	15	2	4	3	4	1	1	2	2	11	4	3	0	0	33
05	ROBINSON, Nick	g	3	8	1	3	0	0	0	1	1	1	7	1	2	0	0	21
03	BOOTH, Michael	0	1	0	0	0	0	0	0	0	0	0	0	0	0	0	0	1
10	BLOUNT, Gerald	0	1	0	0	0	0	0	1	0	1	0	0	0	0	0	0	1
13	VEGA, Christian	0	1	0	0	1	0	0	0	0	0	0	0	0	0	0	0	1
15	CLOVER, Chris	2	4	0	1	1	1	1	1	2	3	2	5	1	1	0	0	19
20	CASPER, Brendan	1	4	0	1	0	0	0	0	2	2	0	2	0	0	0	2	18
21	THOMPSON, Kyle	0	1	0	0	0	0	0	0	0	0	0	0	0	0	0	0	1
32	WILLIAMS, Jai	1	1	0	0	0	0	0	0	0	0	0	2	0	0	0	0	7
34	BAUMANN, Javon	0	0	0	0	1	2	0	0	0	2	1	0	1	0	0	0	11
TEAM									2	4	6							
Totals.....		21	62	5	15	10	13	12	22	34	12	57	10	12	0	2	200	

TOTAL FG% 1st Half: 13-30 43.3% 2nd Half: 8-32 25.0% Game: 33.9% DEADBALL
3-Pt. FG% 1st Half: 4-9 44.4% 2nd Half: 1-6 16.7% Game: 33.3% REBOUNDS
F Throw % 1st Half: 1-2 50.0% 2nd Half: 9-11 81.8% Game: 76.9% 1

Villanova 8-0, 2-0 Big 5

##		Player	fg	fga	3-pt	fg	fga	ft	fta	rebounds			of	de	tot	pf	tp	a	to	blk	s	min
02	JENKINS, Kris	f	7	14	4	9	2	2	1	4	5	1	20	4	0	0	1	35				
25	BRIDGES, Mikal	f	3	5	2	3	0	0	0	5	5	4	8	1	2	1	3	21				
45	REYNOLDS, Darryl	f	5	6	0	0	3	4	1	5	6	2	13	0	2	1	0	24				
01	BRUNSON, Jalen	g	3	10	3	6	2	2	1	1	2	2	11	6	1	0	0	30				
03	HART, Josh	g	6	10	3	6	1	2	2	9	11	2	16	10	2	0	1	36				
04	PASCHALL, Eric		4	7	2	4	0	2	2	2	4	1	10	0	1	0	0	21				
10	DIVINCENZO, Donte		4	9	2	5	0	0	1	3	4	1	10	2	0	0	1	24				
24	LEIBIG, Tom		0	0	0	0	0	0	0	0	0	0	0	0	0	0	0	1				
34	DELANEY, Tim		0	0	0	0	0	0	0	0	0	1	0	0	0	0	0	3				
35	KENNEDY, Matt		0	0	0	0	0	0	0	0	0	0	0	0	0	0	0	1				
40	GRACE, Denny		0	0	0	0	0	0	0	1	1	0	0	0	0	1	0	1				
42	PAINTER, Dylan		0	1	0	1	0	0	1	2	3	0	0	0	0	1	0	0	3			
TEAM										1	1						1					
Totals.....			32	62	16	34	8	12	10	32	42	14	88	23	11	2	6	200				

TOTAL FG% 1st Half: 17-34 50.0% 2nd Half: 15-28 53.6% Game: 51.6% DEADBALL
3-Pt. FG% 1st Half: 8-17 47.1% 2nd Half: 8-17 47.1% Game: 47.1% REBOUNDS
F Throw % 1st Half: 2-4 50.0% 2nd Half: 6-8 75.0% Game: 66.7% 1

Officials: Pat Driscoll, Michael Stephens, Matt Potter
Technical fouls: Saint Joseph's-None. Villanova-None.
Attendance: 6,500

Score by Periods	1st	2nd	Total
Saint Joseph's	31	26	57
Villanova	44	44	88

Game 8: December 11, 2016 - Daskalakis Center - Philadelphia SIU 72 - Drexel 71

Shavar Newkirk converted the game-winning three-point play with 10.7 seconds to go, and scored Saint Joseph's final 11 points, as the Hawks rallied to defeat Drexel, 72-71. Newkirk finished the game with 27 points, one shy of his career high as Saint Joseph's ended a four-game losing streak. **Lamarr Kimble** added 16 points, **Brendan Casper** scored a career-high 10 points and **Javon Baumann** grabbed a career-high nine rebounds. With the Hawks trailing, 71-69, Newkirk scored on a drive and then put in the ensuing free throw to give SJU a 72-71 lead at 10.7 seconds. On Drexel's possession, Baumann blocked an attempt, and the Dragons had one more chance, inbound with two seconds to play, but **Nick Robinson** came up with a block to preserve the win. Trailing by 11 points early in the second half, SJU used a 16-3 run and scored eight straight with baskets from Newkirk, Baumann, Casper and Kimble, whose jumper at 9:51 gave Saint Joseph's its first lead of the game, 54-52. From there the teams would trade leads and force six ties, with Drexel's biggest lead being four points, 69-65, at 2:06. Newkirk took over from there, scoring the final 11 points and the defense held Drexel without a field goal, as SJU achieved its biggest come-from-behind win of the year. Drexel controlled the first half, running out to a 17-6 lead in the first five minutes. The Dragons connected on five three-pointers in the half while SJU managed just 2-of-9 from beyond the arc. Saint Joseph's got back in the game with an 8-0 run with six straight points from Casper.

Saint Joseph's 4-4

##		Player	f	g	fg	fga	3-pt	fg	fga	ft	fta	rebounds				of	de	tot	pf	tp	a	to	blk	s	min
02	BROWN, Charlie	f	2	8	1	3	2	3	0	1	1	2	7	2	1	0	0	0	30						
23	LODGE, Markell	f	1	3	0	0	1	3	2	0	2	3	3	0	0	0	0	12							
00	KIMBLE, Lamarr	g	5	15	2	6	4	4	0	4	4	2	16	1	4	0	1	38							
01	NEWKIRK, Shavar	g	10	16	0	3	7	10	3	4	7	2	27	4	1	1	0	39							
05	ROBINSON, Nick	g	1	8	0	4	0	2	0	1	1	2	2	0	1	1	0	15							
15	CLOVER, Chris		0	2	0	2	1	3	0	2	2	2	1	1	2	0	1	13							
20	CASPER, Brendan		3	4	0	0	4	4	0	4	4	5	10	2	0	0	2	23							
32	WILLIAMS, Jai		0	1	0	0	0	0	0	3	3	2	0	0	1	0	8								
34	BAUMANN, Javon		3	3	0	0	0	1	5	4	9	3	6	0	0	2	0	22							
TEAM										1	2	3	1		1										
Totals.....			25	60	3	18	19	30	11	25	36	24	72	10	11	4	4	200							

TOTAL FG% 1st Half: 12-31 38.7% 2nd Half: 13-29 44.8% Game: 41.7% DEADBALL
3-Pt. FG% 1st Half: 2-9 22.2% 2nd Half: 1-9 11.1% Game: 16.7% REBOUNDS
F Throw % 1st Half: 8-12 66.7% 2nd Half: 11-18 61.1% Game: 63.3% 8

Drexel 4-5

		fg		3-pt		rebounds															
##	Player	f	g	f	g	f	t	f	a	o	d	t	p	t	a	t	b	s	min		
05	WILLIAMS, Austin	f	0	1	0	0	1	2	0	5	5	2	1	2	1	1	0	23			
24	WILLIAMS, Rodney	f	9	17	0	1	11	16	3	7	10	4	29	2	5	1	0	36			
01	LEE, Kurk	g	6	16	3	8	1	3	1	3	4	2	16	6	1	0	0	38			
12	JONSSON, Kari	g	2	9	0	6	0	0	0	4	4	4	4	3	1	0	0	28			
15	MOJICA, Sammy	g	3	5	3	4	0	0	1	5	6	5	9	1	1	0	0	20			
04	GREEN, Sam	g	2	3	1	2	0	0	1	1	2	0	5	0	1	0	0	16			
11	MORAN, John	g	0	5	0	4	3	4	1	0	1	3	3	0	2	0	0	18			
23	BAH, Mohamed	g	0	0	0	0	0	0	0	2	2	1	0	0	2	0	0	5			
55	MYLES, Tyshawn	g	2	2	0	0	0	0	2	1	3	4	4	0	0	1	0	16			
TEAM									2	2	4										
Totals.....			24	58	7	25	16	25	11	30	41	25	71	14	14	3	0	200			

TOTAL FG% 1st Half: 12-27 44.4% 2nd Half: 12-31 38.7% Game: 41.4% DEADBALL
3-Pt. FG% 1st Half: 5-12 41.7% 2nd Half: 2-13 15.4% Game: 28.0% REBOUNDS
F Throw % 1st Half: 9-16 56.3% 2nd Half: 7-9 77.8% Game: 64.0% 4

Officials: Jeff Anderson, Steve McLunkins, Earl Walton
Technical fouls: Saint Joseph's-TEAM. Drexel-Mojica, Sammy.
Attendance: 1,252

Score by Periods	1st	2nd	Total
Saint Joseph's	34	38	72
Drexel	38	33	71

Game 9: December 14, 2016 - Jadwin Gym - Princeton, N.J. SIU 76 - Princeton 68

Lamarr Kimble scored 17 points, grabbed a career-high eight rebounds, and added nine assists as Saint Joseph's came back from a late deficit to beat Princeton, 76-68, at Jadwin Gym. **Shavar Newkirk** scored a game-high 19 points - including 10-of-11 from the line - and pulled in a career-high eight boards of his own, while **Charlie Brown** scored 12 points. **Markell Lodge** added eight points and nine rebounds. SJU led most of the way, pushing a five-point halftime lead to its high-water mark of 11 just a minute into the second half after back-to-back three-pointers by Kimble and Brown. SJU led by 10, 59-49, with 10:41 to play before Princeton clawed back into the game. Steven Cook scored five points in eight seconds to cut the lead in half, and a Tiger three tied the game at 59 at 8:38. After a pair of free throws by **Brendan Casper**, another three gave the Tigers their first lead of the night, 62-61, with over six minutes to play. Both teams went nearly three minutes without a point before a pair of free throws at 3:58 put the Tigers up by three. It was all Saint Joseph's from there, as consecutive buckets from Newkirk and Brown ended a seven-minute field goal drought and put the Hawks ahead for good at 65-64 with three minutes to go. **Nick Robinson** came through with his only four points of the night with under a minute to go before Kimble and Newkirk put the game away at the free throw line. The Hawks totalled 58 rebounds in the game - the most since they had 50 at St. Bonaventure on January 14, 2009.

Saint Joseph's 5-4

Saint Joseph's 3-4																		
##	Player		tot-fg	fga	3-pt	ft	fta	rebounds					tp	a	to	blk	s	min
02	BROWN, Charlie	f	5	12	2	5	0	0	of	de	tot	pf	12	0	1	1	1	32
23	LODGE, Markell	f	4	6	0	0	0	0	4	5	9	3	8	0	0	3	0	20
00	KIMBLE, Lamarr	g	6	16	1	4	4	6	3	5	8	1	17	9	1	0	0	37
01	NEWKIRK, Shavar	g	4	16	1	6	10	11	2	6	8	1	19	0	1	0	4	37
05	ROBINSON, Nick	g	1	4	0	1	2	2	1	2	3	3	4	1	1	2	0	21
15	CLOVER, Chris		2	5	0	1	0	0	0	1	1	3	4	0	1	0	0	14
20	CASPER, Brendan		2	4	0	0	4	5	3	4	7	3	8	1	3	0	0	20
32	WILLIAMS, Jai		1	1	0	0	0	0	0	1	1	1	2	0	1	0	0	6
34	BAUMANN, Javon		1	3	0	0	0	2	4	3	7	3	2	0	0	0	0	13
TEAM									2		5				1			
Totals.....			26	67	4	17	20	26	19	39	58	21	76	11	10	6	5	200

TOTAL FG% 1st Half: 16-31 51.6% 2nd Half: 10-36 27.8% Game: 38.8% DEADBALL
3-Pt. FG% 1st Half: 2-7 28.6% 2nd Half: 2-10 20.0% Game: 23.5% REBOUNDS
F Throw % 1st Half: 9-11 81.8% 2nd Half: 11-15 73.3% Game: 76.9% 1

Princeton 4-5

##	Player	fg	fga	3-pt	3-pt	ft	fta	rebounds	of	de	tot	pf	tp	a	to	blk	s	min
10	WEISZ, Spencer	f	2	8	2	6	4	8	2	9	11	3	10	8	0	0	2	34
25	COOK, Steven	f	4	11	0	2	5	9	1	1	2	5	13	1	0	1	3	33
31	MILLER, Pete	f	0	1	0	0	0	0	1	3	4	0	2	0	0	0	0	10
03	CANNADY, Devin	g	6	16	5	13	0	0	0	1	1	3	17	2	4	1	0	35
12	STEPHENS, Myles	g	4	11	1	3	3	4	0	6	6	0	12	2	0	1	0	38

2016-17 SAINT JOSEPH'S BASKETBALL • 16

13 GLADSON, Will	2	3	0	0	0	0	0	0	3	4	0	1	1	0	12
35 BRENNAN, Alec	3	4	2	3	0	0	1	1	2	0	8	0	0	0	13
TEAM							2	2	4						
Totals.....	22	62	10	31	14	23	7	27	34	19	68	16	5	4	200

TOTAL FG% 1st Half: 12-30 40.0% 2nd Half: 10-32 31.3% Game: 35.5% DEADBALL
 3-Pt. FG% 1st Half: 6-16 37.5% 2nd Half: 4-15 26.7% Game: 32.3% REBOUNDS
 F Throw % 1st Half: 8-13 61.5% 2nd Half: 6-10 60.0% Game: 60.9% 3

Officials: Jeffrey Anderson, Earl Walton, Gary Prager
 Technical fouls: Saint Joseph's-None. Princeton-None.
 Attendance: 2,360

Score by Periods	1st	2nd	Total
Saint Joseph's	43	33	76
Princeton	38	30	68

Game 10: December 18, 2016 - Redbird Arena- Normal, Ill. Illinois State 81 - SJU 72

Shavar Newkirk led the Hawks with 21 points, but Saint Joseph's fell to Illinois State, 81-72, at Redbird Arena. **Charlie Brown** reached double figures with 14 points, including 4-of-8 from three-point range. Trailing 41-27 at halftime, Saint Joseph's got back into the game with 13-4 run to cut the deficit to five. **Lamarr Kimble** scored seven of his nine points during the run, including a three-pointer to bring the deficit under double digits at 45-36 with 15:42 to go. Consecutive baskets by **Javon Baumann** and **Chris Clover** capped off a 7-0 stretch and made it a 45-40 game at 11:56. Illinois State hit a three, but **Brendan Casper** answered with one of his own to make it 48-43 with 11:13 remaining. That preceded a 9-2 stretch for the Redbirds over the next 2:30, and after the teams traded baskets, Newkirk hit shots on consecutive possessions to get it back to single digits at 59-51 with 7:18 to play. From there, the Hawks would get no closer than eight the rest of the way. SJU fell behind early, trailing 17-6 with 11:04 to go in the half. Brown and Kimble then combined for five in a row, but a 7-0 run extended the Redbirds' advantage to 24-11 at the 8:51 mark. SJU got within 28-20, but Illinois State used an 8-3 run over the next three minutes to push the lead to 36-23 with 1:49 to play. The Redbirds went into the break with their biggest lead of the half after a three-quarter-court buzzer beater. SJU shot just 36 percent from the floor in the first half and turned the ball over 12 times. The Hawks recovered in the second, shooting 46.7 percent on 14-of-30 from the floor and turning it over only twice.

Saint Joseph's 5-5

##	Player	fg	fga	3-pt	fga	ft	fta	rebounds	of	de	tot	pf	tp	a	to	blk	s	min
02	BROWN, Charlie	f	5	9	4	8	0	0	0	4	4	1	14	1	0	0	1	37
23	LODGE, Markell	f	1	1	0	0	0	0	0	0	0	3	2	0	0	1	0	15
00	KIMBLE, Lamarr	g	3	13	1	7	2	3	0	3	3	2	9	6	2	0	1	34
01	NEWKIRK, Shavar	g	5	13	1	4	10	11	4	3	7	1	21	4	7	0	0	35
05	ROBINSON, Nick	g	2	7	0	3	5	7	2	5	7	3	9	0	3	0	1	28
03	BOOTH, Michael	g	1	1	1	1	0	0	0	0	0	0	3	0	0	0	0	1
15	CLOVER, Chris	g	1	4	0	1	0	0	0	1	1	0	2	0	2	0	0	10
20	CASPER, Brendan	g	4	5	1	1	0	0	0	4	4	3	9	2	0	0	0	18
21	THOMPSON, Kyle	g	0	0	0	0	0	0	0	0	0	0	0	1	0	0	0	1
32	WILLIAMS, Jai	g	0	0	0	0	1	2	0	0	0	2	1	0	0	0	0	6
34	BAUMANN, Javon	g	1	2	0	0	0	0	2	1	3	1	2	0	0	1	0	15
TEAM									3	3								
Totals.....		23	55	8	25	18	23	11	21	32	16	72	14	14	2	3	200	

TOTAL FG% 1st Half: 9-25 36.0% 2nd Half: 14-30 46.7% Game: 41.8% DEADBALL
 3-Pt. FG% 1st Half: 4-13 30.8% 2nd Half: 4-12 33.3% Game: 32.0% REBOUNDS
 F Throw % 1st Half: 5-6 83.3% 2nd Half: 13-17 76.5% Game: 78.3% 3

Illinois State 6-3

##	Player	fg	fga	3-pt	fga	ft	fta	rebounds	of	de	tot	pf	tp	a	to	blk	s	min
10	FAYNE, Phil	f	4	8	0	0	2	3	3	2	5	4	10	0	0	1	0	25
11	McINTOSH, MiKyle	f	6	14	0	0	2	2	0	6	6	3	14	3	2	0	0	30
23	HAWKINS, D	f	9	18	3	5	0	0	4	4	8	2	21	1	2	1	0	30
01	LEE, Paris	g	8	11	4	6	4	4	0	4	4	2	24	4	1	0	3	31
12	WILLS, Tony	g	3	6	1	4	0	0	1	2	3	4	7	2	1	1	0	29
02	CLAYTON, DJ	g	1	8	1	4	2	4	4	2	6	2	5	3	1	0	3	29
03	EVANS, Keyshawn	g	0	0	0	0	0	0	0	0	0	1	0	1	0	0	1	2
05	HEIN, Matt	g	0	0	0	0	0	0	0	0	0	0	0	0	0	0	0	1
15	WASHINGTON, Andre	g	0	0	0	0	0	0	0	0	0	0	1	0	0	0	0	2
25	WILLIAMS, Madison	g	0	1	0	1	0	0	0	2	2	2	0	0	3	0	3	20
31	THOMPSON, Javaka	g	0	0	0	0	0	0	0	0	0	0	0	0	0	0	0	1
TEAM									2	1	3							
Totals.....		31	66	9	20	10	13	14	23	37	21	81	14	10	3	10	200	

TOTAL FG% 1st Half: 17-34 50.0% 2nd Half: 14-32 43.8% Game: 47.0% DEADBALL
 3-Pt. FG% 1st Half: 6-11 54.5% 2nd Half: 3-9 33.3% Game: 45.0% REBOUNDS
 F Throw % 1st Half: 1-2 50.0% 2nd Half: 9-11 81.8% Game: 76.9% 3

Officials: Gerry Pollard, Bret Smith, Randy Heimerman
 Technical fouls: Saint Joseph's-None. Illinois State-None.
 Attendance: 3,924

Score by Periods	1st	2nd	Total
Saint Joseph's	27	45	72
Illinois State	41	40	81

Game 11: December 22, 2016 - Hagan Arena SJU 92 - Lafayette 63

Shavar Newkirk scored 24 points and **Lamarr Kimble** had 22 to lead Saint Joseph's to a 92-63 win over Lafayette. **Charlie Brown** had 13 points and eight rebounds, **Chris Clover** scored 10 off the bench and **Nick Robinson** had eight rebounds. Newkirk got the Hawks going, scoring 10 points in the first five minutes of the game, as SJU jumped out to a quick 15-2 lead. Leading 18-10, Saint Joseph's went on a 10-2 run, with the last four from Robinson, to take a 28-12 lead. Newkirk hit a three pointer at 4:49 to give him 17 of the Hawks' 35 points, as SJU took its biggest lead of the game, 35-18. Saint Joseph's shot 50 percent in the half and held a 45-29 lead at the intermission, despite Lafayette converting 7-of-16 from three-point range. It was more of the same in the second half as the Hawks built their lead to 20, 49-29, in the first minute. Lafayette would come no closer than 57-41 the rest of the way, while Saint Joseph's took its biggest lead, 90-60, on a pair of free throws by Brown with 4:01 to play.

Lafayette 4-7

##	Player	fg	fga	3-pt	fga	ft	fta	rebounds	of	de	tot	pf	tp	a	to	blk	s	min
13	Klinevski, Matt	f	4	9	0	0	2	4	2	5	7	4	10	0	5	0	1	20
33	Zalys, Paulius	f	3	11	2	8	1	1	0	4	4	2	9	2	4	0	0	20
04	Stafford, Eric	g	1	1	1	1	0	0	0	2	2	2	3	1	2	0	0	20
05	Janacek, Hunter	g	3	10	3	10	0	0	0	2	2	2	9	0	1	0	1	25
11	Lindner, Nick	g	5	7	3	5	1	2	0	2	2	0	14	3	3	0	0	29
10	Panzini, Jimmy	g	0	0	0	0	0	0	0	0	0	0	0	0	0	0	0	1
12	Evans, Auston	g	2	4	1	1	0	0	0	0	1	5	0	1	0	0	0	16
23	Jarrett, Lukas	g	0	1	0	1	0	0	0	1	1	0	0	2	1	2	0	21
24	Stout, Kyle	g	3	10	3	10	0	0	0	5	5	3	9	4	3	0	0	28
54	Cherry, Myles	g	2	4	0	0	0	2	1	1	2	4	4	2	0	2	0	20
TEAM										3	3							
Totals.....		23	57	13	36	4	9	3	25	28	18	63	14	20	4	2	200	

TOTAL FG% 1st Half: 11-25 44.0% 2nd Half: 12-32 37.5% Game: 40.4% DEADBALL
 3-Pt. FG% 1st Half: 7-16 43.8% 2nd Half: 6-20 30.0% Game: 36.1% REBOUNDS
 F Throw % 1st Half: 0-0 0.0% 2nd Half: 4-9 44.4% Game: 44.4% 5

Saint Joseph's 6-5

##	Player	fg	fga	3-pt	fga	ft	fta	rebounds	of	de	tot	pf	tp	a	to	blk	s	min
02	BROWN, Charlie	f	5	11	1	6	2	2	2	6	8	2	13	3	1	0	1	31
05	ROBINSON, Nick	f	3	5	0	0	1	2	4	4	8	3	7	3	1	1	0	21
23	LODGE, Markell	f	2	2	0	0	1	3	1	3	4	0	5	0	0	1	0	21
00	KIMBLE, Lamarr	g	9	17	1	3	3	5	1	3	4	1	22	2	6	0	3	29
01	NEWKIRK, Shavar	g	8	13	4	6	4	4	0	4	4	0	24	4	1	0	2	30
03	BOOTH, Michael	g	0	2	0	1	0	0	1	1	2	0	0	0	0	0	0	3
10	BLOUNT, Gerald	g	0	0	0	0	1	2	0	0	0	0	1	0	0	0	1	4
11	FREEMAN, Toliver	g	0	1	0	1	0	0	0	0	0	0	0	0	0	0	0	1
13	VEGA, Christian	g	0	1	0	0	0	0	0	1	1	0	0	0	0	0	0	2
15	CLOVER, Chris	g	4	6	0	0	2	3	0	0	0	4	10	1	0	1	0	19
20	CASPER, Brendan	g	2	5	0	2	1	1	2	4	6	3	5	1	1	0	0	27
21	THOMPSON, Kyle	g	0	0	0	0	0	2	0	1	1	0	0	0	0	0	0	4
32	WILLIAMS, Jai	g	2	3	0	0	0	0	1	2	2	2	4	0	0	0	0	8
34	BAUMANN, Javon	g	0	1	0	0	1	2	0	2	2	1	1	0	0	0	0	10
TEAM									2	2								
Totals.....		35	67	6	19	16	26	12	32	44	16	92	13	12	2	10	200	

TOTAL FG% 1st Half: 18-36 50.0% 2nd Half: 17-31 54.8% Game: 52.2% DEADBALL
 3-Pt. FG% 1st Half: 3-11 27.3% 2nd Half: 3-8 37.5% Game: 31.6% REBOUNDS
 F Throw % 1st Half: 6-9 66.7% 2nd Half: 10-17 58.8% Game: 61.5% 4

Officials: Sean Hull, Rick Crawford, Trey Styons
 Technical fouls: Lafayette-None. Saint Joseph's-None.
 Attendance: 3,411

Score by Periods	1st	2nd	Total
Lafayette	29	34	63
Saint Joseph's	45	47	92

Game 12: December 30, 2016 - Hagan Arena SJU 68 - George Washington 63

Late three-pointers by **Charlie Brown** and **Lamarr Kimble** gave Saint Joseph's the lead for good as the Hawks rallied for a 68-63 win over George Washington in the Atlantic 10 opener. Trailing 63-61 with 2:45 to play, Brown hit one at 2:25 to give the Hawks a 64-63 lead. After consecutive stops on defense, Kimble hit a step-back three with two seconds left on the shot clock, to give SJU a 67-63 lead with 31.9 seconds to play. **Nick Robinson** picked up a steal on the next GW possession and grabbed a rebound on a Colonials' miss with :04 remaining. He hit 1-of-2 free throws at :03 to provide the final margin. Brown and Kimble each finished with 13 points for the Hawks, who rallied from a 12-point first-half deficit. The Hawks suffered a huge blow at the end of the first half when leading scorer **Shavar Newkirk** went down with a knee injury on a fast break attempt. Saint Joseph's just saw **James Demery** make his return to action after missing 10 games with a stress fracture in his foot. GW took a quick 10-3 lead and went up, 23-13, on a three-pointer at 9:26. The Colonials took their biggest lead, 33-21, with 4:09 to play, but SJU closed out the half on an 8-2 run with four straight from Newkirk. It looked to be a 10-2 run but Newkirk was injured as he attempted that last shot. The Hawks kept the momentum of that run going at the start of the second half, scoring the first six points to close within 35-34. SJU forced the first of five ties of the half, 39-39, when **Chris Clover** connected on a three at 14:34. Saint Joseph's took its first lead of the game, 49-48, at 10:39 as Kimble converted a three-point play. The Hawks' biggest lead of the contest was the final margin. The Hawks committed only three turnovers in

2016-17 SAINT JOSEPH'S BASKETBALL • 17

the win, and despite shooting 51.6 percent from the field in the second half, made just 3-for-11 from the foul line to finish 9-for-19 for the game.

George Washington 8-6 (0-1 A-10)

##	Player		tot-fg		3-pt		rebounds		pf	tp	a	to	blk	s	min
			fg	fga	fg	fga	ft	fta							
34	CAVANAUGH, Tyler	f	4	20	1	4	1	1	4	9	13	4	0	0	37
15	SMITH, Collin	c	3	8	2	2	4	4	7	4	11	3	1	1	31
12	WATANABE, Yuta	g	2	8	1	3	0	0	1	5	6	2	5	1	26
14	ROLAND, Jordan	g	4	11	2	7	0	0	0	2	2	4	10	4	27
23	SINA, Jaren	g	5	10	5	8	0	0	1	1	2	1	15	3	32
03	BOLDEN, Jair		1	2	1	2	0	0	0	1	1	0	3	2	18
11	TORO, Arnaldo		1	1	0	0	2	2	0	6	6	1	4	0	23
30	HART, Matt		1	2	0	0	0	0	1	0	1	1	2	0	10
40	MARFO, Kevin		1	2	0	0	0	0	1	2	3	2	2	0	6
TEAM															
Totals.....			22	64	12	26	7	7	18	31	49	18	63	18	200

TOTAL FG% 1st Half: 12-29 41.4% 2nd Half: 10-35 28.6% Game: 34.4% DEADBALL
3-Pt. FG% 1st Half: 6-12 50.0% 2nd Half: 6-14 42.9% Game: 46.2% REBOUNDS
F Throw % 1st Half: 5-5 100% 2nd Half: 2-2 100% Game: 100% 1

Saint Joseph's 7-5 (1-0 A-10)

##	Player		tot-fg		3-pt		rebounds		pf	tp	a	to	blk	s	min
			fg	fga	fg	fga	ft	fta							
02	BROWN, Charlie	f	6	9	1	2	0	0	1	3	4	1	13	2	0
05	ROBINSON, Nick	f	3	6	1	2	1	4	0	2	2	1	8	0	28
23	LODGE, Markell	f	1	2	0	0	0	0	4	2	6	0	2	0	34
00	KIMBLE, Lamarr	g	5	16	1	4	2	5	0	1	1	0	13	5	0
01	NEWKIRK, Shavar	g	2	6	0	2	6	6	0	1	1	0	10	2	1
15	CLOVER, Chris		3	4	1	2	0	0	0	1	1	0	7	0	13
20	CASPER, Brendan		1	1	0	0	0	1	0	1	1	2	2	1	0
25	DEMERY, James		4	10	1	2	0	1	0	4	4	2	9	4	0
34	BAUMANN, Javon		2	4	0	0	0	2	2	3	5	3	4	0	0
TEAM															
Totals.....			27	58	5	14	9	19	8	21	29	9	68	14	200

TOTAL FG% 1st Half: 11-27 40.7% 2nd Half: 16-31 51.6% Game: 46.6% DEADBALL
3-Pt. FG% 1st Half: 1-4 25.0% 2nd Half: 4-10 40.0% Game: 35.7% REBOUNDS
F Throw % 1st Half: 6-8 75.0% 2nd Half: 3-11 27.3% Game: 47.4% 4

Officials: Roger Ayers, Ron Groover, Lee Cassell
Technical fouls: George Washington-None. Saint Joseph's-None.
Attendance: 4,200

Score by Periods	1st	2nd	Total
George Washington	35	28	63
Saint Joseph's	29	39	68

Game 13: January 3, 2017 - Ryan Center - Kingston, R.I. Rhode Island 88 - SJU 58

Rhode Island made 16 three-point field goals as the Rams defeated Saint Joseph's, 88-58, at the Ryan Center. The contest was the first for SJU without leading scorer **Shavar Newkirk**, who suffered a season-ending knee injury in the win over GW. **James Demery**, who returned last week after a 10-game absence because of injury, led the Hawks with 17 points and eight rebounds. **Charlie Brown** scored 11 points and **Markell Lodge** notched his first game in double figures with 10 points. Rhode Island led in the early going, 16-9, but the Hawks went on a 7-0 run, tying the game on a dunk from **Javon Baumann** at 9:50. SJU took a brief 18-17 lead after a pair of free throws by **Chris Clover**, but it would be all Rhode Island the rest of the half, and the game. The Rams outscored Saint Joseph's, 29-8, over the final eight minutes of the period, raining down eight three pointers in that span, taking a 46-26 lead at the break. URI went 9-for-17 from three-point range in the first half, while SJU managed just 1-of-4 from beyond the arc. Saint Joseph's came within 18 points at the start of the second half, but that would be the smallest margin the rest of the way. The Rams kept it going, increasing its lead to 66-39 at 11:13. SJU made just 25 percent from three-point range (2-for-8) and hit 12-of-25 from the foul line while committing a season-high 17 turnovers.

Saint Joseph's 7-6 (1-1 A-10)

##	Player		tot-fg		3-pt		rebounds		pf	tp	a	to	blk	s	min
			fg	fga	fg	fga	ft	fta							
02	BROWN, Charlie	f	4	7	2	2	1	1	1	2	3	1	11	1	35
23	LODGE, Markell	f	5	7	0	0	0	0	1	1	2	2	10	0	19
00	KIMBLE, Lamarr	g	3	10	0	1	2	7	0	3	3	1	8	4	1
05	ROBINSON, Nick	g	0	2	0	0	1	6	1	3	4	1	1	2	26
15	CLOVER, Chris	g	1	5	0	2	2	2	1	2	3	3	4	0	24
03	BOOTH, Michael		0	0	0	0	0	0	0	1	1	0	0	0	2
10	BLOUNT, Gerald		0	0	0	0	0	0	0	0	0	0	0	0	2
20	CASPER, Brendan		0	2	0	1	2	3	0	2	2	1	2	1	10
21	THOMPSON, Kyle		0	1	0	0	0	0	1	0	1	0	0	0	2
25	DEMERY, James		7	13	0	2	3	4	1	7	8	3	17	1	24
32	WILLIAMS, Jai		1	1	0	0	0	0	0	1	1	2	2	0	9
34	BAUMANN, Javon		1	3	0	0	1	2	4	2	6	1	3	0	11
TEAM															
Totals.....			22	51	2	8	12	25	11	28	39	15	58	9	200

TOTAL FG% 1st Half: 9-22 40.9% 2nd Half: 13-29 44.8% Game: 43.1% DEADBALL
3-Pt. FG% 1st Half: 1-4 25.0% 2nd Half: 1-4 25.0% Game: 25.0% REBOUNDS
F Throw % 1st Half: 7-17 41.2% 2nd Half: 5-8 62.5% Game: 48.0% 5

Rhode Island 10-4 (2-0 A-10)

##	Player		tot-fg		3-pt		rebounds		pf	tp	a	to	blk	s	min
			fg	fga	fg	fga	ft	fta							
12	MARTIN, Hassan	f	3	6	0	0	4	6	1	4	5	3	10	0	20
23	IVERSON, Kuran	f	4	8	2	4	1	2	0	2	2	3	11	1	15
00	MATTHEWS, E.C.	g	7	12	5	8	1	2	0	4	4	1	20	5	27

01	GARRETT, Jarvis	g	1	5	1	3	1	2	0	2	2	2	4	7	1	0	1	27
32	TERRELL, Jared	g	9	12	5	6	1	2	1	1	2	3	24	5	0	0	2	29
05	LEVITON, Will		0	2	0	1	0	0	0	1	1	0	0	0	0	0	2	2
10	LANGVINE, Cyril		1	3	0	0	0	2	3	7	10	4	2	1	1	0	2	16
11	DOWTIN, Jeff		1	2	1	2	0	2	0	0	0	0	3	1	0	0	1	16
13	ROBINSON, Stanford		1	6	1	3	2	2	0	1	1	2	5	0	0	0	2	17
15	DADIK, Eric		0	0	0	0	0	0	0	0	0	0	0	0	0	1	0	2
21	LAYSSARD, Mike		0	1	0	1	0	0	0	0	0	0	0	0	0	0	0	2
34	BERRY, Andre		2	2	0	0	0	0	1	0	1	0	4	0	0	0	0	6
45	AKELE, Nicola		2	3	1	2	0	0	1	2	3	0	5	2	0	1	0	21
TEAM																		
Totals.....			31	62	16	30	10	20	10	26	36	18	88	22	7	5	13	200

TOTAL FG% 1st Half: 16-36 44.4% 2nd Half: 15-26 57.7% Game: 50.0% DEADBALL
3-Pt. FG% 1st Half: 9-17 52.9% 2nd Half: 7-13 53.8% Game: 53.3% REBOUNDS
F Throw % 1st Half: 5-10 50.0% 2nd Half: 5-10 50.0% Game: 50.0% 3

Officials: Mike Stephens, Don Daily, Joe Lindsay
Technical fouls: Saint Joseph's-None. Rhode Island-None.
Attendance: 3,880

Score by Periods	1st	2nd	Total
Saint Joseph's	26	32	58
Rhode Island	46	42	88

Game 14: January 7, 2017 - Rose Hill Gym - Bronx, N.Y. SJU 70 - Fordham 55

James Demery scored a career-high 27 points to lead Saint Joseph's to a 70-55 win at Fordham and gave **Phil Martelli** the 200th A-10 win of his career. Demery shot 10-for-16 from the field while grabbing six rebounds in just his third game back after missing 10 early games with a stress fracture. **Lamarr Kimble** added 12 points, six assists and tied his career-high with nine rebounds. **Markell Lodge** and **Brendan Casper** each tied their career-highs with 10 points apiece, while Casper added a personal best five assists. Saint Joseph's led the entire game but Fordham opened the second half with a 13-6 run to trim the Hawks' lead to 50-42 at 14:48. The Rams came within 52-47 at 13:15 before a dunk by **Chris Clover** started an 18-2 Saint Joseph's run. Demery had seven points in the spurt while the Hawks kept Fordham off the board for seven minutes until 6:11, as SJU owned a 68-49 lead. SJU led early, 16-11, but went without a point for five minutes until a jumper by Nick Robinson gave them an 18-11 lead at 11:42. That started a 14-7 run to put SJU up 30-18 on a three-pointer by Kimble with 6:26 to play in the half. The Hawks shot 60.7 percent in the first half and took a 42-28 lead on a three-pointer by Kimble with 1:17 left. After a bucket by Lodge, SJU owned its biggest lead of the half, 44-29, at the break.

Saint Joseph's 8-6 (2-1 A-10)

##	Player		tot-fg		3-pt		rebounds		pf	tp	a	to	blk	s	min
			fg	fga	fg	fga	ft	fta							
02	BROWN, Charlie	f	0	2	0	1	0	0	0	4	4	4	0	0	0
23	LODGE, Markell	f	5	6	0	0	0	0	3	4	7	1	10	0	21
25	DEMERY, James	f	10	16	2	3	5	8	1	5	6	1	27	1	38
00	KIMBLE, Lamarr	g	5	14	2	6	0	2	1	8	9	1	12	6	8
15	CLOVER, Chris	g	2	5	0	2	2	4	1	2	3	1	6	2	0
03	BOOTH, Michael		0	0	0	0	0	0	0	0	0	0	0	0	1
05	ROBINSON, Nick		2	2	0	0	1	2	0	3	3	2	5	3	0
10	BLOUNT, Gerald		0	1	0	0	0	0	0	0	0	0	0	0	2
20	CASPER, Brendan		4	6	0	1	2	2	2	3	5	1	10	5	1
21	THOMPSON, Kyle		0	0	0	0	0	0	0	1	1	0	0	0	1
32	WILLIAMS, Jai		0	1	0	0	0	0	1	0	1	0	0	0	2
34	BAUMANN, Javon		0	0	0	0	0	0	0	1	1	0	0	0	1
TEAM															
Totals.....			28	53	4	13	10	18	9	34	43	11	70	17	200

TOTAL FG% 1st Half: 17-28 60.7% 2nd Half: 11-25 44.0% Game: 52.8% DEADBALL
3-Pt. FG

2016-17 SAINT JOSEPH'S BASKETBALL • 18

Game 15: January 10, 2017 - Hagan Arena George Mason 75 - SJU 67

Saint Joseph's led by a point with two minutes to play but couldn't secure the win as George Mason pulled out a 75-67 victory. In a game that featured six ties and 14 lead changes, Saint Joseph's led, 63-62, before a three-pointer at 1:42 gave George Mason the lead for good. The Hawks missed six shots and committed two turnovers down the stretch, while the Patriots made 10-of-10 from the foul line to ice the win. **Lamarr Kimble** led SJU with 18 points and **Charlie Brown** had a season-high 17, with **James Demery** chipping in 16 points. **Brendan Casper** tied his career-high with 10 points for Saint Joseph's. Mason led by as much as six points early in the second half and held a 56-51 lead with 8:13 to play. The Hawks went on a 10-4 run, capped by a three-point play from Demery, to retake the lead, 61-60. The Patriots went ahead again, and Casper gave SJU its final lead of the game, 63-62, with a layup at 2:05. In the opening minutes, Mason led by seven but Saint Joseph's quickly got back in it with an 8-0 run, paced by five points from Kimble. After Kimble hit a late three-pointer, the Hawks owned a four-point lead, but a GMU three-point play at :04 made it 32-31 at the half.

George Mason 12-5 (2-2 A-10)

##	Player	f	fg	fga	3-pt	fg	fga	ft	fta	rebounds	of	de	tot	pf	tp	a	to	blk	s	min
31	JENKINS, Jalen	f	3	6	0	0	1	4	4	1	5	5	7	1	3	0	1	2	2	22
04	LIVINGSTON, Otis	g	2	8	2	5	4	4	1	2	3	0	10	0	2	0	2	0	34	
05	GRAY, Jaire	g	4	8	1	4	2	2	1	5	6	2	11	0	2	0	1	34		
22	MOORE, Marquise	g	8	14	0	1	8	9	1	9	10	1	24	7	3	0	4	36		
32	BOYD, Ian	g	2	5	1	3	0	0	1	0	1	2	5	1	1	2	2	22		
02	MURRELL, Kameron	g	0	0	0	0	0	0	0	1	1	1	0	1	0	0	0	2		
03	KIER, Justin	g	3	4	1	1	0	0	0	1	1	3	7	0	2	0	0	19		
10	NEWMAN, Karmari	g	4	5	2	3	0	0	0	0	0	1	10	0	0	0	0	14		
14	RELVAO, Daniel	g	0	0	0	0	1	2	0	0	0	0	1	0	1	0	0	10		
25	TEMARA, Troy	g	0	2	0	0	0	0	0	0	0	2	0	0	1	0	0	7		
TEAM										4	4									
Totals.....			26	52	7	17	16	21	8	23	31	17	75	10	15	2	10	20	0	

TOTAL FG% 1st Half: 12-29 41.4% 2nd Half: 14-23 60.9% Game: 50.0% DEADBALL
3-Pt. FG% 1st Half: 3-9 33.3% 2nd Half: 4-8 50.0% Game: 41.2% REBOUNDS
F Throw % 1st Half: 4-5 80.0% 2nd Half: 12-16 75.0% Game: 76.2% 5

Saint Joseph's 8-7 (2-2 A-10)

##	Player	f	fg	fga	3-pt	fg	fga	ft	fta	rebounds	of	de	tot	pf	tp	a	to	blk	s	min
02	BROWN, Charlie	f	6	13	2	8	3	4	1	5	6	1	17	2	2	0	1	38		
23	LODGE, Markell	f	0	0	0	0	0	0	0	0	0	0	2	0	0	0	1	0	11	
25	DEMERY, James	f	7	16	1	2	1	2	1	5	6	5	16	0	5	0	0	34		
00	KIMBLE, Lamarr	g	7	18	1	5	3	4	0	1	1	1	18	1	3	0	0	40		
15	CLOVER, Chris	g	1	4	1	2	1	2	1	0	1	1	4	0	0	0	0	13		
05	ROBINSON, Nick	g	0	3	0	3	0	0	2	1	3	1	0	1	1	0	0	14		
20	CASPER, Brendan	g	5	9	0	1	0	0	2	2	4	3	10	1	0	0	1	22		
32	WILLIAMS, Jai	g	0	0	0	0	0	0	0	0	0	0	0	0	1	0	0	5		
34	BAUMANN, Javon	g	1	1	0	0	0	0	1	1	2	2	2	0	2	1	2	23		
TEAM										4	2	6								
Totals.....			27	64	5	21	8	12	12	17	29	16	67	5	14	2	4	200		

TOTAL FG% 1st Half: 13-31 41.9% 2nd Half: 14-33 42.4% Game: 42.2% DEADBALL
3-Pt. FG% 1st Half: 3-11 27.3% 2nd Half: 2-10 20.0% Game: 23.8% REBOUNDS
F Throw % 1st Half: 3-4 75.0% 2nd Half: 5-8 62.5% Game: 66.7% 7

Officials: Roger Ayres, Bert Smith, Bo Boroski
Technical fouls: George Mason-None. Saint Joseph's-None.
Attendance: 3,051

Score by Periods 1st 2nd Total
George Mason 31 44 75
Saint Joseph's 32 35 67

Game 16: January 14, 2017 - Hagan Arena Richmond 70 - SJU 66

Saint Joseph's fought back from a 14-point halftime deficit but couldn't overcome Richmond, falling 70-66. **Lamarr Kimble** led Saint Joseph's in scoring with 17 points while freshman **Nick Robinson** recorded season-highs of 14 points and eight rebounds. **Charlie Brown** tallied 13 points, all coming in the second half. Saint Joseph's trailed 41-28 at the half, and by 18 points early in the second, but closed to 65-64 with 1:52 to play. The Hawks came up empty on the next two possessions and a pair of free throws with 28 seconds left put the Spiders up 67-64. After the Hawks failed to score on the next possession, Richmond converted two more free throws, but **Chris Clover** scored on a layup at :04 to pull SJU within, 69-66. With Clover intentionally missing the ensuing free throw, SJU couldn't control the rebound and Richmond got the ball back, as a free throw at :02 provided the final margin. Brown scored eight points in the first six minutes of the second half to help SJU cut the deficit to 48-40. Kimble hit a jumper to bring SJU within 48-42 and then a three-pointer by Robinson at 12:23 cut the Richmond lead to 51-47. Consecutive jumpers helped the Spiders increase their margin to nine, 63-54, but the Hawks went on a 7-0 run, ending in a dunk by **Javon Baumann** to cut the deficit to 63-61 at 3:15. Richmond scored again, but Robinson converted three of four free throws to pull SJU within, 65-64.

Richmond 11-6 (5-0 A-10)

Memphis 116 (57-41, 10)																				
##	Player	f	fg	fga	3-pt	fg	fga	ft	fta	rebounds				pf	tp	a	to	blk	s	min
10	CLINE, T.J.	f	6	11	1	4	2	6	2	4	6	4	15	9	7	0	1	31		
02	FORE, Khwan	g	5	12	0	1	2	3	2	4	6	4	12	2	1	0	2	39		
03	JONES, ShawnDre'	g	6	11	3	6	6	6	0	2	2	3	21	2	4	0	1	39		
11	BUCKINGHAM, D	g	4	11	2	5	2	2	3	4	7	2	12	1	3	1	1	33		
32	JOHNSON, Julius	g	0	1	0	1	2	2	0	3	3	3	2	0	0	0	0	22		
01	KIRBY, Joe	g	0	1	0	1	0	0	0	0	0	0	0	0	1	0	0	2		
05	SHEROD, Nick	g	3	8	2	7	0	0	0	2	2	4	8	1	2	0	1	27		
24	WOOD, Marshall	g	0	0	0	0	0	0	0	0	0	2	0	0	1	0	0	3		
34	ABAKAH, Kwesi	g	0	0	0	0	0	0	0	0	0	4	0	0	0	1	0	4		
TEAM										2	2	4	1							
Totals.....			24	55	8	25	14	19	7	27	34	27	70	15	19	2	6	200		

TOTAL FG% 1st Half: 15-32 46.9% 2nd Half: 9-23 39.1% Game: 43.6% DEADBALL
3-Pt. FG% 1st Half: 7-18 38.9% 2nd Half: 1-7 14.3% Game: 32.0% REBOUNDS
F Throw % 1st Half: 4-5 80.0% 2nd Half: 10-14 71.4% Game: 73.7% 4

Saint Joseph's 8-8 (2-3 A-10)

##	Player	f	fg	fga	3-pt	fg	fga	ft	fta	of	de	tot	pf	tp	a	to	blk	s	min
02	BROWN, Charlie	f	4	16	2	8	3	4	1	4	5	1	13	0	1	2	0	37	
23	LODGE, Markell	f	1	1	0	0	0	0	0	2	2	2	2	0	0	1	0	12	
25	DEMERY, James	f	2	13	0	4	1	2	1	7	8	1	5	1	6	1	0	1	29
00	KIMBLE, Lamarr	g	5	13	0	2	7	8	2	1	3	3	17	4	5	1	1	40	
15	CLOVER, Chris	g	2	4	1	2	4	5	0	0	0	3	9	1	1	0	0	18	
05	ROBINSON, Nick	g	4	6	1	1	5	7	4	4	8	2	14	2	2	0	1	28	
20	CASPER, Brendan	g	1	5	0	0	2	0	6	6	3	2	1	0	0	0	1	22	
32	WILLIAMS, Jai	g	1	2	0	0	0	1	2	0	2	1	2	0	0	0	0	7	
34	BAUMANN, Javon	g	1	1	0	0	0	0	2	2	4	5	2	0	2	0	0	7	
TEAM										2	1	3							
Totals.....			21	61	4	17	20	29	14	27	41	21	66	9	17	5	4	200	

TOTAL FG% 1st Half: 9-26 34.6% 2nd Half: 12-35 34.3% Game: 34.4% DEADBALL
3-Pt. FG% 1st Half: 1-6 16.7% 2nd Half: 3-11 27.3% Game: 23.5% REBOUNDS
F Throw % 1st Half: 9-14 64.3% 2nd Half: 11-15 73.3% Game: 69.0% 6

Officials: Mark Schnur, Chuck Jones, Tom Morrissey
Technical fouls: Richmond-TEAM. Saint Joseph's-None.
Attendance: 4,051

Score by Periods 1st 2nd Total
Richmond 41 29 70
Saint Joseph's 28 38 66



Saint Joseph's Basketball
Saint Joseph's Combined Team Statistics (as of Jan 14, 2017)
All games



Overall record: 8-8 Conf: 2-3 Home: 4-3 Away: 3-3 Neutral: 1-2

#	Player	gp-gs	min	avg	Total		3-Point		F-Throw		Rebounds				pf	dq	a	to	blk	stl	pts	avg
					fg-fga	fg%	3fg-fga	3fg%	ft-fa	ft%	off	def	tot	avg								
01	NEWKIRK, Shavar	12-12	404	33.7	76-163	.466	19-48	.396	72-85	.847	20	37	57	4.8	20	0	42	26	2	15	243	20.3
00	KIMBLE, Lamarr	16-16	582	36.4	85-233	.365	21-75	.280	42-69	.609	14	51	65	4.1	19	0	69	50	3	13	233	14.6
25	DEMERY, James	6-4	182	30.3	35-82	.427	4-15	.267	11-19	.579	6	34	40	6.7	14	1	7	19	5	3	85	14.2
02	BROWN, Charlie	16-16	497	31.1	61-151	.404	30-77	.390	21-26	.808	12	66	78	4.9	33	0	17	15	9	14	173	10.8
05	ROBINSON, Nick	16-12	355	22.2	30-80	.375	8-28	.286	24-46	.522	19	47	66	4.1	34	0	24	27	6	8	92	5.8
23	LODGE, Markell	16-16	276	17.3	35-50	.700	0-0	.000	7-18	.389	28	35	63	3.9	28	0	1	6	17	1	77	4.8
20	CASPER, Brendan	16-0	279	17.4	29-62	.468	2-13	.154	17-23	.739	12	43	55	3.4	39	1	16	10	0	14	77	4.8
15	CLOVER, Chris	16-4	250	15.6	28-75	.373	6-27	.222	13-21	.619	8	18	26	1.6	27	0	5	19	0	8	75	4.7
34	BAUMANN, Javon	16-0	241	15.1	20-33	.606	0-0	.000	7-22	.318	33	33	66	4.1	31	1	1	7	13	6	47	2.9
32	WILLIAMS, Jai	13-0	91	7.0	9-14	.643	0-0	.000	7-12	.583	7	7	14	1.1	15	0	0	4	0	0	25	1.9
10	BLOUNT, Gerald	5-0	12	2.4	0-2	.000	0-0	.000	3-4	.750	2	0	2	0.4	0	0	0	2	0	1	3	0.6
03	BOOTH, Michael	6-0	10	1.7	1-4	.250	1-2	.500	0-0	.000	1	2	3	0.5	0	0	0	1	0	0	3	0.5
21	THOMPSON, Kyle	6-0	12	2.0	0-2	.000	0-0	.000	1-4	.250	1	2	3	0.5	0	0	1	2	0	0	1	0.2
11	FREEMAN, Toliver	1-0	1	1.0	0-1	.000	0-1	.000	0-0	.000	0	0	0	0.0	0	0	0	0	0	0	0	0.0
13	VEGA, Christian	3-0	4	1.3	0-2	.000	0-1	.000	0-0	.000	0	1	1	0.3	1	0	0	0	0	0	0	0.0
22	EDWARDS, Lorenzo	1-0	4	4.0	0-1	.000	0-1	.000	0-0	.000	1	0	1	1.0	0	0	0	1	0	1	0	0.0
Team											21	35	56		1		3					
Total.....		16	3200		409-955	.428	91-288	.316	225-349	.645	185	411	596	37.2	262	3	183	192	55	84	1134	70.9
Opponents.....		16	3200		409-948	.431	161-421	.382	173-248	.698	152	419	571	35.7	313	-	242	207	45	89	1152	72.0

TEAM STATISTICS	SJU	OPP	Date	Opponent	Score	Att.
SCORING	1134	1152	11/12/16	TOLEDO	w 77-76	4200
Points per game	70.9	72.0	11/14/16	COLUMBIA	w 85-65	3543
Scoring margin	-1.1	-	11/18/16	vs Loyola	w 71-57	512
FIELD GOALS-ATT	409-955	409-948	11/20/16	vs Ole Miss	L 68-81	2755
Field goal pct	.428	.431	11/21/16	vs NC State	L 63-73	2699
3 POINT FG-ATT	91-288	161-421	11/30/16	TEMPLE	L 72-78	4200
3-point FG pct	.316	.382	12/03/16	at Villanova	L 57-88	6500
3-pt FG made per game	5.7	10.1	12/11/16	at Drexel	w 72-71	1252
FREE THROWS-ATT	225-349	173-248	12/14/16	at Princeton	w 76-68	2360
Free throw pct	.645	.698	12/18/16	at Illinois State	L 72-81	3924
F-Throws made per game	14.1	10.8	12/22/16	LAFAYETTE	w 92-63	3411
REBOUNDS	596	571	* 12/30/16	GEORGE WASHINGTON	w 68-63	4200
Rebounds per game	37.2	35.7	* 01/03/17	at Rhode Island	L 58-88	3880
Rebounding margin	+1.6	-	* 01/07/17	at Fordham	w 70-55	2575
ASSISTS	183	242	* 01/10/17	GEORGE MASON	L 67-75	3051
Assists per game	11.4	15.1	* 01/14/17	RICHMOND	L 66-70	4051
TURNOVERS	192	207				
Turnovers per game	12.0	12.9				
Turnover margin	+0.9	-				
Assist/turnover ratio	1.0	1.2				
STEALS	84	89				
Steals per game	5.3	5.6				
BLOCKS	55	45				
Blocks per game	3.4	2.8				
ATTENDANCE	26656	26457				
Home games-Avg/Game	7-3808	6-3415				
Neutral site-Avg/Game	-	3-1989				

* - Conference game

Score by Periods	1st	2nd	Totals
Saint Joseph's	562	572	1134
Opponents	575	577	1152



Saint Joseph's Basketball
Saint Joseph's Season Box Score (as of Jan 14, 2017)
Conference games



RECORD:	OVERALL	HOME	AWAY	NEUTRAL
ALL GAMES	2-3	1-2	1-1	0-0
CONFERENCE	2-3	1-2	1-1	0-0
NON-CONFERENCE	0-0	0-0	0-0	0-0

##	Player	gp-gs	min	avg	Total		3-Point		F-Throw		Rebounds				pf	dq	a	to	blk	stl	pts	avg
					fg-fga	fg%	3fg-fga	3fg%	ft-fa	ft%	off	def	tot	avg								
25	DEMERY, James	5-3	150	30.0	30-68	.441	4-13	.308	10-17	.588	4	28	32	6.4	12	1	7	15	4	2	74	14.8
00	KIMBLE, Lamarr	5-5	192	38.4	25-71	.352	4-18	.222	14-26	.538	3	14	17	3.4	6	0	20	22	1	5	68	13.6
02	BROWN, Charlie	5-5	159	31.8	20-47	.426	7-21	.333	7-9	.778	4	18	22	4.4	8	0	5	7	4	3	54	10.8
01	NEWKIRK, Shavar	1-1	18	18.0	2-6	.333	0-2	.000	6-6	1.000	0	1	1	1.0	0	0	2	1	0	3	10	10.0
15	CLOVER, Chris	5-4	94	18.8	9-22	.409	3-10	.300	9-13	.692	3	5	8	1.6	8	0	3	3	0	0	30	6.0
05	ROBINSON, Nick	5-2	117	23.4	9-19	.474	2-6	.333	8-19	.421	7	13	20	4.0	7	0	8	8	1	3	28	5.6
20	CASPER, Brendan	5-0	86	17.2	11-23	.478	0-3	.000	4-8	.500	4	14	18	3.6	10	0	9	1	0	4	26	5.2
23	LODGE, Markell	5-5	81	16.2	12-16	.750	0-0	.000	0-0	.000	8	9	17	3.4	7	0	0	1	5	0	24	4.8
34	BAUMANN, Javon	5-0	70	14.0	5-9	.556	0-0	.000	1-4	.250	9	9	18	3.6	11	1	0	4	6	4	11	2.2
32	WILLIAMS, Jai	4-0	23	5.8	2-4	.500	0-0	.000	0-1	.000	3	1	4	1.0	3	0	0	1	0	0	4	1.0
03	BOOTH, Michael	2-0	3	1.5	0-0	.000	0-0	.000	0-0	.000	0	1	1	0.5	0	0	0	1	0	0	0	0.0
21	THOMPSON, Kyle	2-0	3	1.5	0-1	.000	0-0	.000	0-0	.000	1	1	2	1.0	0	0	0	1	0	0	0	0.0
10	BLOUNT, Gerald	2-0	4	2.0	0-1	.000	0-0	.000	0-0	.000	0	0	0	0.0	0	0	0	2	0	0	0	0.0
Team											8	13	21									
Total.....		5	1000		125-287	.436	20-73	.274	59-103	.573	54	127	181	36.2	72	2	54	67	21	24	329	65.8
Opponents.....		5	1000		125-299	.418	50-125	.400	51-74	.689	54	127	181	36.2	95	-	76	63	13	40	351	70.2

Score by Periods	1st	2nd	Totals
Saint Joseph's	159	170	329
Opponents	182	169	351



Saint Joseph's Basketball
Saint Joseph's Team Game-by-Game (as of Jan 14, 2017)
All games



TEAM STATISTICS

				Total		3-Pointers		Free throws		Rebounds											
Opponent	Date	Score		fg-fga	pct	3fg-fga	pct	ft-flt	pct	off	def	tot	avg	pf	a	t/o	blk	stl	pts	avg	
TOLEDO	11/12/16	77-76	W	27-60	.450	6-14	.429	17-28	.607	9	23	32	32.0	20	9	13	5	5	77	77.0	
COLUMBIA	11/14/16	85-65	W	32-58	.552	7-23	.304	14-21	.667	9	26	35	33.5	15	16	8	5	7	85	81.0	
vs Loyola	11/18/16	71-57	W	21-51	.412	7-17	.412	22-29	.759	8	24	32	33.0	16	6	15	1	7	71	77.7	
vs Ole Miss	11/20/16	68-81	L	25-55	.455	8-22	.364	10-22	.455	7	26	33	33.0	19	14	13	0	8	68	75.2	
vs NC State	11/21/16	63-73	L	24-73	.329	5-22	.227	10-12	.833	22	21	43	35.0	17	9	8	4	6	63	72.8	
TEMPLE	11/30/16	72-78	L	25-60	.417	12-23	.522	10-16	.625	11	25	36	35.2	14	17	9	5	3	72	72.7	
at Villanova	12/03/16	57-88	L	21-62	.339	5-15	.333	10-13	.769	12	22	34	35.0	12	10	12	0	2	57	70.4	
at Drexel	12/11/16	72-71	W	25-60	.417	3-18	.167	19-30	.633	11	25	36	35.1	24	10	11	4	4	72	70.6	
at Princeton	12/14/16	76-68	W	26-67	.388	4-17	.235	20-26	.769	19	39	58	37.7	21	11	10	6	5	76	71.2	
at Illinois State	12/18/16	72-81	L	23-55	.418	8-25	.320	18-23	.783	11	21	32	37.1	16	14	14	2	3	72	71.3	
LAFAYETTE	12/22/16	92-63	W	35-67	.522	6-19	.316	16-26	.615	12	32	44	37.7	16	13	12	2	10	92	73.2	
GEORGE WASHINGTON	12/30/16	68-63	W	27-58	.466	5-14	.357	9-19	.474	8	21	29	37.0	9	14	3	7	7	68	72.8	
at Rhode Island	01/03/17	58-88	L	22-51	.431	2-8	.250	12-25	.480	11	28	39	37.2	15	9	17	5	3	58	71.6	
at Fordham	01/07/17	70-55	W	28-53	.528	4-13	.308	10-18	.556	9	34	43	37.6	11	17	16	2	6	70	71.5	
GEORGE MASON	01/10/17	67-75	L	27-64	.422	5-21	.238	8-12	.667	12	17	29	37.0	16	5	14	2	4	67	71.2	
RICHMOND	01/14/17	66-70	L	21-61	.344	4-17	.235	20-29	.690	14	27	41	37.2	21	9	17	5	4	66	70.9	
Saint Joseph's		1134		409-955	.428	91-288	.316	225-349	.645	185	411	596	37.2	262	183	192	55	84	1134	70.9	
Opponents		1152		409-948	.431	161-421	.382	173-248	.698	152	419	571	35.7	313	242	207	45	89	1152	72.0	

Games played: 16
Points/game: 70.9
FG Pct: 42.8
3FG Pct: 31.6
FT Pct: 64.5

Rebounds/game: 37.2
Assists/game: 11.4
Turnovers/game: 12.0
Assist/turnover ratio: 1.0
Steals/game: 5.3
Blocks/game: 3.4



Saint Joseph's Basketball
Saint Joseph's Points-Rebounds-Assists (as of Jan 14, 2017)
All games



Opponent	Date	Score		00 KIMBLE,LAM	01 NEWKIRK,SH	02 BROWN,CHAR	03 BOOTH,MICH	05 ROBINSON,N	10 BLOUNT,GER	11 FREEMAN,TO
TOLEDO	11/12/16	77-76	w	16-2-3	28-7-3	5-4-2	DNP	7-3-0	DNP	DNP
COLUMBIA	11/14/16	85-65	w	19-3-8	17-3-4	15-5-1	0-0-0	5-5-3	2-1-0	DNP
vs Loyola	11/18/16	71-57	w	26-3-1	20-2-1	9-6-1	DNP	3-5-3	DNP	DNP
vs Ole Miss	11/20/16	68-81	L	10-7-4	21-3-6	13-4-0	DNP	4-5-3	DNP	DNP
vs NC State	11/21/16	63-73	L	3-4-2	23-6-5	14-5-1	DNP	5-5-0	DNP	DNP
TEMPLE	11/30/16	72-78	L	12-6-9	22-7-5	9-7-1	DNP	11-3-2	DNP	DNP
at Villanova	12/03/16	57-88	L	15-4-4	11-2-4	8-5-0	0-0-0	7-1-1	0-1-0	DNP
at Drexel	12/11/16	72-71	w	16-4-1	27-7-4	7-1-2	DNP	2-1-0	DNP	DNP
at Princeton	12/14/16	76-68	w	17-8-9	19-8-0	12-7-0	DNP	4-3-1	DNP	DNP
at Illinois State	12/18/16	72-81	L	9-3-6	21-7-4	14-4-1	3-0-0	9-7-0	DNP	DNP
LAFAYETTE	12/22/16	92-63	w	22-4-2	24-4-4	13-8-3	0-2-0	7-8-3	1-0-0	0-0-0
GEORGE WASHINGTON	12/30/16	68-63	w	13-1-5	10-1-2	13-4-2	DNP	8-2-0	DNP	DNP
at Rhode Island	01/03/17	58-88	L	8-3-4	DNP	11-3-1	0-1-0	1-4-2	0-0-0	DNP
at Fordham	01/07/17	70-55	w	12-9-6	DNP	0-4-0	0-0-0	5-3-3	0-0-0	DNP
GEORGE MASON	01/10/17	67-75	L	18-1-1	DNP	17-6-2	DNP	0-3-1	DNP	DNP
RICHMOND	01/14/17	66-70	L	17-3-4	DNP	13-5-0	DNP	14-8-2	DNP	DNP

Opponent	Date	Score		13 VEGA,CHRIS	15 CLOVER,CHR	20 CASPER,BRE	21 THOMPSON,K	22 EDWARDS,LO	23 LODGE,MARK	25 DEMERY,JAM
TOLEDO	11/12/16	77-76	w	DNP	0-0-0	0-0-0	DNP	DNP	4-1-1	11-8-0
COLUMBIA	11/14/16	85-65	w	0-0-0	11-2-0	7-2-0	1-0-0	0-1-0	1-3-0	DNP
vs Loyola	11/18/16	71-57	w	DNP	0-3-0	6-3-0	DNP	DNP	3-4-0	DNP
vs Ole Miss	11/20/16	68-81	L	DNP	8-0-0	0-2-1	DNP	DNP	8-2-0	DNP
vs NC State	11/21/16	63-73	L	DNP	2-5-0	2-5-0	DNP	DNP	4-6-0	DNP
TEMPLE	11/30/16	72-78	L	DNP	2-1-0	2-2-0	DNP	DNP	9-5-0	DNP
at Villanova	12/03/16	57-88	L	0-0-0	5-3-1	2-2-0	0-0-0	DNP	6-10-0	DNP
at Drexel	12/11/16	72-71	w	DNP	1-2-1	10-4-2	DNP	DNP	3-2-0	DNP
at Princeton	12/14/16	76-68	w	DNP	4-1-0	8-7-1	DNP	DNP	8-9-0	DNP
at Illinois State	12/18/16	72-81	L	DNP	2-1-0	9-4-2	0-0-1	DNP	2-0-0	DNP
LAFAYETTE	12/22/16	92-63	w	0-1-0	10-0-0	5-6-1	0-1-0	DNP	5-4-0	DNP
GEORGE WASHINGTON	12/30/16	68-63	w	DNP	7-1-0	2-1-1	DNP	DNP	2-6-0	9-4-4
at Rhode Island	01/03/17	58-88	L	DNP	4-3-0	2-2-1	0-1-0	DNP	10-2-0	17-8-1
at Fordham	01/07/17	70-55	w	DNP	6-3-2	10-5-5	0-1-0	DNP	10-7-0	27-6-1
GEORGE MASON	01/10/17	67-75	L	DNP	4-1-0	10-4-1	DNP	DNP	0-0-0	16-6-0
RICHMOND	01/14/17	66-70	L	DNP	9-0-1	2-6-1	DNP	DNP	2-2-0	5-8-1



Saint Joseph's Basketball
Saint Joseph's Points-Rebounds-Assists (as of Jan 14, 2017)
All games



Opponent	Date	Score		32	34
				WILLIAMS,J	BAUMANN,JA
TOLEDO	11/12/16	77-76	W	3-0-0	3-5-0
COLUMBIA	11/14/16	85-65	W	3-1-0	4-6-0
vs Loyola	11/18/16	71-57	W	DNP	4-3-0
vs Ole Miss	11/20/16	68-81	L	0-1-0	4-5-0
vs NC State	11/21/16	63-73	L	6-2-0	4-4-1
TEMPLE	11/30/16	72-78	L	DNP	5-4-0
at Villanova	12/03/16	57-88	L	2-0-0	1-0-0
at Drexel	12/11/16	72-71	W	0-3-0	6-9-0
at Princeton	12/14/16	76-68	W	2-1-0	2-7-0
at Illinois State	12/18/16	72-81	L	1-0-0	2-3-0
LAFAYETTE	12/22/16	92-63	W	4-2-0	1-2-0
GEORGE WASHINGTON	12/30/16	68-63	W	DNP	4-5-0
at Rhode Island	01/03/17	58-88	L	2-1-0	3-6-0
at Fordham	01/07/17	70-55	W	0-1-0	0-1-0
GEORGE MASON	01/10/17	67-75	L	0-0-0	2-2-0
RICHMOND	01/14/17	66-70	L	2-2-0	2-4-0



JAVON BAUMANN

Grad. Student • Forward • 6-8 • 255
Solms-Oberbiel, Germany
Theodor-Heus School

Overall Stats: 2.9 ppg, 4.1 rpg, 0.8 bpg
Atlantic 10 Stats: 2.2 ppg, 3.6 rpg, 1.2 bpg

34

2016-17:

- Pulled down 7 rebounds at Princeton
- Posted career-high 9 rebounds and season-high 6 points at Drexel
- Pulled down 5 rebounds vs. Ole Miss
- Recorded 6 rebounds and added 2 blocks vs. Columbia
- Pulled down 5 rebounds vs. Toledo
- Chosen as team tri-captain


High School/Personal:

- Played for the Licher Baeren team in Germany's Pro-B League
- Member of SJU Athletic Director's and A-10 Commissioner's Honor Rolls for Spring 2016
- Graduated with food marketing degree in December 2015
- Currently attending graduate school and pursuing an MBA in international business

2016-17 Game-by-Game

OPPONENT	MIN	FG-A	3PT-A	FT-A	OR	DR	TR	F	A	TO	BL	S	PT
Toledo	15	1-3	0-0	1-3	3	2	5	3	0	1	0	0	3
Columbia	16	2-2	0-0	0-1	1	5	6	1	0	0	2	0	4
Loyola-Chicago	25	1-2	0-0	2-5	3	0	3	1	0	0	0	1	4
Ole Miss	11	2-2	0-0	0-0	2	3	5	3	0	1	0	0	4
NC State	18	2-3	0-0	0-0	2	2	4	1	1	0	1	1	4
Temple	15	2-3	0-0	1-2	2	2	4	1	0	0	1	0	5
Villanova	11	0-0	0-0	1-2	0	0	0	2	0	1	0	0	1
Drexel	22	3-3	0-0	0-1	5	4	9	3	0	0	2	0	6
Princeton	13	1-3	0-0	0-2	4	3	7	3	0	0	0	0	2
Illinois State	15	1-2	0-0	0-0	2	1	3	1	0	0	1	0	2
Lafayette	10	0-1	0-0	1-2	0	2	2	1	0	0	0	0	1
George Washington	16	2-4	0-0	0-2	2	3	5	3	0	0	2	0	4
Rhode Island	11	1-3	0-0	1-2	4	2	6	1	0	0	2	0	3
Fordham	13	0-0	0-0	0-0	0	1	1	0	0	0	1	2	0
George Mason	23	1-1	0-0	0-0	1	1	2	2	0	2	1	2	2
Richmond	7	1-1	0-0	0-0	2	2	4	5	0	2	0	0	2
Massachusetts													
Penn													
St. Bonaventure													
La Salle													
Davidson													
Fordham													
Dayton													
Massachusetts													
VCU													
La Salle													
St. Bonaventure													
Saint Louis													
Rhode Island													
Duquesne													

* Denotes game started



BRENDAN CASPER

Senior • Forward • 6-6 • 215
Audubon, Pa.
Methacton

Overall Stats: 4.8 ppg, 3.4 rpg, 1.0 apg
Atlantic 10 Stats: 5.2 ppg, 3.6 rpg, 1.8 apg

20

2016-17:

- Pulled down six rebounds vs. Richmond
- Matched career-high 10 pts vs. George Mason
- Matched career-high 10 pts, added career-high 5 assists at Fordham
- Scored 9 points at Illinois State
- Pulled down season-high 7 rebounds at Princeton
- Scored career-high 10 points in career-high 23 minutes at Drexel
- Chosen as team tri-captain
- Received a scholarship for the entire academic year

High School/Personal:

- Named to SJU Athletic Director's Honor Roll for both semesters last year and to A-10 Commissioner's Honor Roll for Spring 2016
- Made the Hawks' squad as a walk-on in 2013-14 and received a scholarship for Spring 2016
- 2013 Pottstown Area Player of the Year
- Averaged 20.0 points and 10.0 rebounds per game as a senior
- Father, Rob, played basketball under Phil Martelli at Bishop Kenrick
- Business administration major

2016-17 Game-by-Game

OPPONENT	MIN	FG-A	3PT-A	FT-A	OR	DR	TR	F	A	TO	BL	S	PT
Toledo	2	0-0	0-0	0-0	0	0	0	0	0	0	0	0	0
Columbia	23	3-4	1-1	0-0	0	2	2	2	0	1	0	1	7
Loyola-Chicago	22	1-2	0-1	4-5	0	3	3	4	0	1	0	1	6
Ole Miss	18	0-3	0-1	0-0	0	2	2	3	1	2	0	1	0
NC State	13	1-5	0-2	0-0	2	3	5	3	0	0	0	1	2
Temple	19	1-3	0-1	0-0	1	1	2	3	0	1	0	0	2
Villanova	18	1-4	0-1	0-0	0	2	2	0	0	0	0	2	2
Drexel	23	3-4	0-0	4-4	0	4	4	5	2	0	0	2	10
Princeton	20	2-4	0-0	4-5	3	4	7	3	1	3	0	0	8
Illinois State	18	4-5	1-1	0-0	0	4	4	3	2	0	0	0	9
Lafayette	17	2-5	0-2	1-1	2	4	6	3	1	1	0	2	5
George Washington	11	1-1	0-0	0-1	0	1	1	2	1	0	0	0	2
Rhode Island	10	0-2	0-1	2-3	0	2	2	1	1	0	0	1	2
Fordham	21	4-6	0-1	2-2	2	3	5	1	5	1	0	1	10
George Mason	22	5-9	0-1	0-0	2	2	4	3	1	0	0	1	10
Richmond	22	1-5	0-0	0-2	0	6	6	3	1	0	0	1	2
Massachusetts													
Penn													
St. Bonaventure													
La Salle													
Davidson													
Fordham													
Dayton													
Massachusetts													
VCU													
La Salle													
St. Bonaventure													
Saint Louis													
Rhode Island													
Duquesne													

* Denotes game started



MICHAEL BOOTH

Junior • Guard • 6-3 • 199

Thornton, Pa.

Bishop Shanahan

Overall Stats: 0.5 ppg, 0.5 rpg, 0.0 apg

Atlantic 10 Stats: 0.0 ppg, 0.5 rpg, 0.0 apg

3

2016-17:

- Saw action at Fordham
- Pulled down a rebound at Rhode Island
- Pulled down career-high 2 rebs in career-high 3 min. vs. Lafayette
- Scored first career three-pointer at Illinois State
- Saw action at Villanova
- Made season debut vs. Columbia

High School/Personal:

- Named to both the SJU Athletic Director's and A-10 Commissioner's Honor Roll for both semesters last year
- Made the Hawks' squad as a walk-on in 2014-15
- 2014 All-Ches-Mont League First Team and All-Area Second Team
- Holds school record for three-point field goals in a season with 55
- Grandson of SJU Hall of Famer Harry Booth, who was the Hawks' head coach from 1974 to 1978
- Pharmaceutical marketing major

2016-17 Game-by-Game

OPPONENT	MIN	FG-A	3PT-A	FT-A	OR	DR	TR	F	A	TO	BL	S	PT
Toledo													
Columbia	2	0-0	0-0	0-0	0	0	0	0	0	0	0	0	0
Loyola-Chicago													
Ole Miss													
NC State													
Temple													
Villanova	1	0-1	0-0	0-0	0	0	0	0	0	0	0	0	0
Drexel													
Princeton													
Illinois State	1	1-1	1-1	0-0	0	0	0	0	0	0	0	0	3
Lafayette	3	0-2	0-1	0-0	1	1	2	0	0	0	0	0	0
George Washington													
Rhode Island	2	0-0	0-0	0-0	0	1	1	0	0	1	0	0	0
Fordham	1	0-0	0-0	0-0	0	0	0	0	0	0	0	0	0
George Mason													
Richmond													
Massachusetts													
Penn													
St. Bonaventure													
La Salle													
Davidson													
Fordham													
Dayton													
Massachusetts													
VCU													
La Salle													
St. Bonaventure													
Saint Louis													
Rhode Island													
Duquesne													

* Denotes game started



JAMES DEMERY

Junior • Guard • 6-6 • 197

Williamston, N.C.

Northside Christian Academy

Overall Stats: 14.2 ppg, 6.7 rpg, 1.2 apg

Atlantic 10 Stats: 14.8 ppg, 6.4 rpg, 1.4 apg

25

2016-17:

- Matched career-high 8 rebounds vs. Richmond
- Had 16 points and 6 rebounds vs. George Mason
- Hit career-high 27 pts in career-high 38 minutes at Fordham
- Poured in 17 pts and added 8 rebounds at Rhode Island
- Posted 9 points, 4 assists, and 4 rebounds in return vs. GW
- Missed 10 games due to stress fracture in left foot
- Posted 11 points and matched career-high 8 rebounds vs. Toledo

High School/Personal:

- Averaged 18.0 points and 5.0 rebounds per game as a senior
- All-Conference and All-County selection
- Helped team to third straight NCISAA 2A title
- Criminal justice major

2016-17 Game-by-Game

OPPONENT	MIN	FG-A	3PT-A	FT-A	OR	DR	TR	F	A	TO	BL	S	PT
Toledo*	32	5-14	0-2	1-2	2	6	8	2	0	4	1	1	11
Columbia													
Loyola-Chicago													
Ole Miss													
NC State													
Temple													
Villanova													
Drexel													
Princeton													
Illinois State													
Lafayette													
George Washington	25	4-10	1-2	0-1	0	4	4	2	4	0	1	1	9
Rhode Island	24	7-13	0-2	3-4	1	7	8	3	1	1	1	0	17
Fordham*	38	10-16	2-3	5-8	1	5	6	1	1	3	1	0	27
George Mason*	34	7-16	1-2	1-2	1	5	6	5	0	5	0	0	16
Richmond*	29	2-13	0-4	1-2	1	7	8	1	1	6	1	1	5
Massachusetts													
Penn													
St. Bonaventure													
La Salle													
Davidson													
Fordham													
Dayton													
Massachusetts													
VCU													
La Salle													
St. Bonaventure													
Saint Louis													
Rhode Island													
Duquesne													

* Denotes game started



SHAVAR NEWKIRK

Junior • Guard • 6-0 • 180

New York, N.Y.

Cardinal Hayes

Overall Stats: 20.3 ppg, 4.8 rpg, 3.5 apg

Atlantic 10 Stats: 10.0 ppg, 1.0 rpg, 2.0 apg

1

2016-17:

- Will miss the rest of the 2016-17 season after suffering a torn ACL in his left knee vs. George Washington on December 30... Had been SJU's leading scorer up to that point
- Poured in 20-plus points 8 times in 12 games
- Netted 24 points vs. Lafayette
- Had 19 pts and career-high 8 rebs, 4 steals at Princeton
- Big 5 Co-Player of the Week (12/12) after performance at Drexel
- Hit game-winning three-pointer with 6.7 seconds to go en route to 27 points (career-high 10-of-16 FG), 7 rebs, and 4 assists at Drexel
- Hit for 22 points and added 7 rebs. and 5 assists vs. Temple
- Recorded 23 points, 6 rebounds, and 5 assists vs. NC State
- Had 21 points and season-high 6 assists vs. Ole Miss
- A-10 Co-Player of the Week (11/14) after performance vs. Toledo
- Registered career-high 28 pts and added 7 rebs vs. Toledo


High School/Personal:

- Two-time *N.Y. Daily News* Bronx Player of the Year
- Two-time All-City and All-CHSAA First Team honoree
- Averaged 17.0 points, 7.0 assists and 4.0 rebounds as a senior
- Led Cardinal Hayes to team's first Archdiocesan title in over 40 years
- Played his freshman year at Rice High School
- Accounting major

2016-17 Game-by-Game

OPPONENT	MIN	FG-A	3PT-A	FT-A	OR	DR	TR	F	A	TO	BL	S	PT
Toledo*	35	9-16	3-4	7-9	1	6	7	1	3	1	0	1	28
Columbia*	30	6-12	1-5	4-4	2	1	3	3	4	1	0	1	17
Loyola-Chicago*	36	5-12	1-2	9-10	0	2	2	1	1	2	0	1	20
Ole Miss*	35	7-11	1-3	6-10	1	2	3	3	6	2	0	3	21
NC State*	38	10-18	1-3	2-2	4	2	6	3	5	3	1	0	23
Temple*	38	7-15	4-6	4-4	2	5	7	3	5	3	0	0	22
Villanova*	33	3-15	2-4	3-4	1	1	2	2	4	3	0	0	11
Drexel*	39	10-16	0-3	7-10	3	4	7	2	4	1	1	0	27
Princeton*	37	4-16	1-6	10-11	2	6	8	1	0	1	0	4	19
Illinois State*	35	5-13	1-4	10-11	4	3	7	1	4	7	0	0	21
Lafayette*	30	8-13	4-6	4-4	0	4	4	0	4	1	0	2	24
George Washington*	18	2-6	0-2	6-6	0	1	1	0	2	1	0	3	10
Rhode Island				Did Not Play - Injured									
Fordham				Did Not Play - Injured									
George Mason				Did Not Play - Injured									
Richmond				Did Not Play - Injured									
Massachusetts													
Penn													
St. Bonaventure													
La Salle													
Davidson													
Fordham													
Dayton													
Massachusetts													
VCU													
La Salle													
St. Bonaventure													
Saint Louis													
Rhode Island													
Duquesne													

* Denotes game started



KYLE THOMPSON

Junior • Guard • 6-2 • 191

Mt. Laurel, N.J.

St. Joseph's Prep

Overall Stats: 0.2 ppg, 0.5 rpg, 0.2 apg

Atlantic 10 Stats: 0.0 ppg, 1.0 rpg, 0.0 apg

21

2016-17:

- Pulled down a rebound at Fordham
- Pulled down a rebound at Rhode Island
- Pulled down a rebound in career-high 4 minutes vs. Lafayette
- Dished out an assist at Illinois State
- Saw action at Villanova
- Scored one point vs. Columbia

High School/Personal:

- Made the Hawks' squad as a walk-on in 2014-15
- All-Catholic League selection as a senior
- Averaged 12 ppg and led the team in rebounds, steals and assists
- Helped The Prep to state Final Four and Catholic League final
- Interdisciplinary health services major

2016-17 Game-by-Game

OPPONENT	MIN	FG-A	3PT-A	FT-A	OR	DR	TR	F	A	TO	BL	S	PT
Toledo													
Columbia	3	0-0	0-0	1-2	0	0	0	0	0	1	0	0	1
Loyola-Chicago				Did Not Play									
Ole Miss				Did Not Play									
NC State				Did Not Play									
Temple				Did Not Play									
Villanova	1	0-1	0-0	0-0	0	0	0	0	0	0	0	0	0
Drexel				Did Not Play									
Princeton				Did Not Play									
Illinois State	1	0-0	0-0	0-0	0	0	0	0	1	0	0	0	0
Lafayette	4	0-0	0-0	0-2	0	1	1	0	0	0	0	0	0
George Washington				Did Not Play									
Rhode Island	2	0-1	0-0	0-0	1	0	1	0	0	0	0	0	0
Fordham	1	0-0	0-0	0-0	0	1	1	0	0	1	0	0	0
George Mason				Did Not Play									
Richmond				Did Not Play									
Massachusetts													
Penn													
St. Bonaventure													
La Salle													
Davidson													
Fordham													
Dayton													
Massachusetts													
VCU													
La Salle													
St. Bonaventure													
Saint Louis													
Rhode Island													
Duquesne													

* Denotes game started



JAI WILLIAMS

Junior • Forward • 6-9 • 240
Philadelphia, Pa.
Philadelphia Electrical & Technical
Charter

32

Overall Stats: 1.9 ppg, 1.1 rpg, 0.0 bpg
Atlantic 10 Stats: 1.0 ppg, 1.0 rpg, 0.0 bpg

2016-17:

- Had 2 points and 2 rebounds vs. Richmond
- Pulled down a rebound at Fordham
- Scored two points and added a rebound at Rhode Island
- Posted 4 points and 2 rebounds vs. Lafayette
- Matched career-high three rebounds at Drexel
- Recorded season-high 6 points and added 2 rebounds vs. NC State
- Scored 3 points against both Toledo and Columbia

High School/Personal:

- Redshirted 2013-14 season
- 2013 McDonald's All-American nominee
- Two-time All-Public League selection
- Averaged 10.2 points as a senior
- Communication studies major

2016-17 Game-by-Game

OPPONENT	MIN	FG-A	3PT-A	FT-A	OR	DR	TR	F	A	TO	BL	S	PT
Toledo	5	1-1	0-0	1-2	0	0	0	1	0	1	0	0	3
Columbia	8	1-1	0-0	1-3	1	0	1	1	0	0	0	0	3
Loyola-Chicago	Did Not Play												
Ole Miss	10	0-0	0-0	0-0	0	1	1	2	0	0	0	0	0
NC State	10	1-2	0-0	4-4	2	0	2	1	0	0	0	0	6
Temple	Did Not Play												
Villanova	7	1-1	0-0	0-0	0	0	0	0	0	0	0	0	2
Drexel	8	0-1	0-0	0-0	0	3	3	2	0	1	0	0	0
Princeton	6	1-1	0-0	0-0	0	1	1	1	0	1	0	0	2
Illinois State	6	0-0	0-0	1-2	0	0	0	2	0	0	0	0	1
Lafayette	8	2-3	0-0	0-0	1	1	2	2	0	0	0	0	4
George Washington	Did Not Play												
Rhode Island	9	1-1	0-0	0-0	0	1	1	2	0	0	0	0	2
Fordham	2	0-1	0-0	0-0	1	0	1	0	0	0	0	0	0
George Mason	5	0-0	0-0	0-0	0	0	0	0	0	1	0	0	0
Richmond	7	1-2	0-0	0-1	2	0	2	1	0	0	0	0	2
Massachusetts													
Penn													
St. Bonaventure													
La Salle													
Davidson													
Fordham													
Dayton													
Massachusetts													
VCU													
La Salle													
St. Bonaventure													
Saint Louis													
Rhode Island													
Duquesne													

* Denotes game started



CHRIS CLOVER

Sophomore • Guard • 6-3 • 213
Philadelphia, Pa.
St. Joseph's Prep

15

Overall Stats: 4.7 ppg, 1.6 rpg, 0.3 apg
Atlantic 10 Stats: 6.0 ppg, 1.6 rpg, 0.6 apg

2016-17:

- Netted 9 points against Richmond
- Had 4 points in first collegiate start at Rhode Island
- Scored 7 points, all in the second half, vs. George Washington
- Netted 10 points vs. Lafayette
- Had career-high 5 rebs vs. NC State
- Scored 8 points and added 2 steals vs. Ole Miss
- Scored career-high 11 points (career-high 5-of-8 FG) vs. Columbia

High School/Personal:

- Philadelphia Catholic League MVP and All-League First Team pick
- Scored 20.7 points per game to rank fifth in the city in scoring
- All-State Class AAAA First Team, All-Southeastern Pennsylvania First Team, All-USA Pennsylvania First Team selection
- Selected as the 2015 Markward Club Boys Player of the Year
- Totalled 1,248 points, 405 rebounds and 117 assists in his career
- Business administration major

2016-17 Game-by-Game

OPPONENT	MIN	FG-A	3PT-A	FT-A	OR	DR	TR	F	A	TO	BL	S	PT
Toledo	9	0-2	0-0	0-0	0	0	0	3	0	1	0	2	0
Columbia	13	5-8	1-2	0-0	1	1	2	3	0	1	0	1	11
Loyola-Chicago	11	0-3	0-1	0-0	1	2	3	2	0	3	0	0	0
Ole Miss	15	3-7	2-4	0-1	0	0	0	0	0	3	0	2	8
NC State	20	1-7	0-3	0-0	2	3	5	0	0	1	0	0	2
Temple	13	1-5	0-2	0-0	0	1	1	0	0	0	0	1	2
Villanova	19	2-4	0-1	1-1	1	2	3	2	1	1	0	0	5
Drexel	13	0-2	0-2	1-3	0	2	2	2	1	2	0	1	1
Princeton	14	2-5	0-1	0-0	0	1	1	3	0	1	0	0	4
Illinois State	10	1-4	0-1	0-0	0	1	1	0	0	2	0	0	2
Lafayette	19	4-6	0-0	2-3	0	0	0	4	0	1	0	1	10
George Washington	13	3-4	1-2	0-0	0	1	1	0	0	1	0	0	7
Rhode Island*	24	1-5	0-2	2-2	1	2	3	3	0	1	0	0	4
Fordham*	26	2-5	0-2	2-4	1	2	3	1	2	0	0	0	6
George Mason*	13	1-4	1-2	1-2	1	0	1	1	0	0	0	0	4
Richmond*	18	2-4	1-2	4-5	0	0	0	3	1	1	0	0	9
Massachusetts													
Penn													
St. Bonaventure													
La Salle													
Davidson													
Fordham													
Dayton													
Massachusetts													
VCU													
La Salle													
St. Bonaventure													
Saint Louis													
Rhode Island													
Duquesne													

* Denotes game started



LAMARR KIMBLE

Sophomore • Guard • 6-0 • 190
Philadelphia, Pa.
Neumann-Goretti

2015-16 Atlantic 10 All-Rookie Team

0

Overall Stats: 14.6 ppg, 4.1 rpg, 4.3 apg
Atlantic 10 Stats: 13.6 ppg, 3.4 rpg, 4.0 apg

2016-17:

- Has scored in double-digits 13 times in 16 games
- Recorded 17 points in career-high 40 minutes vs. Richmond
- Poured in 18 points in a career-high 40 minutes vs. George Mason
- Had 12 pts, career-high 9 rebs, and six assists at Fordham
- Poured in 22 points vs. Lafayette
- Had 17 pts, 9 assists, and 8 rebs at Princeton
- Matched career-high 9 assists vs. Temple
- Had career-high 26 pts (10-of-17 FG, 5-of-8 3FG) vs. Loyola-Chicago
- Hit for 19 points and added 8 assists vs. Columbia
- Chosen as team tri-captain - second sophomore in three years and third in school history to earn the distinction in his second season

High School/Personal:

- 2015 All-Catholic League First Team selection, averaging 14.5 ppg
- PA Sportswriters All-State Class AAA First Team, All-USA PA First Team, and All-Southeastern PA Third Team selection
- Helped Neumann-Goretti to second straight PIAA Class AAA title
- Nickname is "Fresh"
- Communication studies major

2016-17 Game-by-Game

OPPONENT	MIN	FG-A	3PT-A	FT-A	OR	DR	TR	F	A	TO	BL	S	PT
Toledo*	36	6-14	1-3	3-6	1	1	2	1	3	3	0	0	16
Columbia*	31	7-16	0-7	5-6	0	3	3	1	8	1	0	0	19
Loyola-Chicago*	37	10-17	5-8	1-1	0	3	3	1	1	5	1	0	26
Ole Miss*	37	3-13	1-6	3-6	3	4	7	2	4	0	0	0	10
NC State*	38	1-15	1-7	0-0	1	3	4	0	2	1	0	1	3
Temple*	37	4-12	3-4	1-4	1	5	6	1	9	2	1	2	12
Villanova*	36	6-14	1-2	2-2	1	3	4	1	4	3	0	0	15
Drexel*	38	5-15	2-6	4-4	0	4	4	2	1	4	0	1	16
Princeton*	37	6-16	1-4	4-6	3	5	8	1	9	1	0	0	17
Illinois State*	34	3-13	1-7	2-3	0	3	3	2	6	2	0	1	9
Lafayette*	29	9-17	1-3	3-5	1	3	4	1	2	6	0	3	22
George Washington*	38	5-16	1-4	2-5	0	1	1	0	5	0	0	1	13
Rhode Island*	36	3-10	0-1	2-7	0	3	3	1	4	6	0	1	8
Fordham*	38	5-14	2-6	0-2	1	8	9	1	6	8	0	2	12
George Mason*	40	7-18	1-5	3-4	0	1	1	1	1	3	0	0	18
Richmond*	40	5-13	0-2	7-8	2	1	3	3	4	5	1	1	17
Massachusetts													
Penn													
St. Bonaventure													
La Salle													
Davidson													
Fordham													
Dayton													
Massachusetts													
VCU													
La Salle													
St. Bonaventure													
Saint Louis													
Rhode Island													
Duquesne													

* Denotes game started



MARKELL LODGE

Sophomore • Forward • 6-7 • 214
Creedmoor, N.C.
Pace Academy

Overall Stats: 4.8 ppg, 3.9 rpg, 1.1 bpg

Atlantic 10 Stats: 4.8 ppg, 3.4 rpg, 1.0 bpg

23

2016-17:

- Had career-high 10 pts to go with seven rebounds at Fordham
- Scored career-high 10 points at Rhode Island
- Had three blocks and six rebounds vs. George Washington
- Had 8 pts, 9 rebounds, and career-high three blocks at Princeton
- Recorded career-high 10 rebounds at Villanova
- Scored 9 points and added 5 rebounds vs. Temple
- Scored 8 points (4-of-4 FG) vs. Ole Miss
- Made first collegiate start vs. Toledo

High School/Personal:

- Sat out the 2014-15 season to concentrate on academics
- Averaged 18.0 points, 8.0 rebounds and 3.0 blocks as a senior
- Two-time All-Conference selection and team MVP
- Played at Christian Faith Center Academy during his junior season
- Sports marketing major

2016-17 Game-by-Game

OPPONENT	MIN	FG-A	3PT-A	FT-A	OR	DR	TR	F	A	TO	BL	S	PT
Toledo*	19	2-2	0-0	0-0	1	0	1	3	1	1	2	0	4
Columbia*	16	0-0	0-0	1-2	0	3	3	0	0	0	2	0	1
Loyola-Chicago*	14	1-1	0-0	1-2	1	3	4	4	0	1	0	1	3
Ole Miss*	19	4-4	0-0	0-3	0	2	2	2	0	0	0	0	8
NC State*	12	2-6	0-0	0-0	6	0	6	1	0	1	1	0	4
Temple*	24	3-3	0-0	3-5	1	4	5	0	0	1	2	0	9
Villanova*	23	3-6	0-0	0-0	4	6	10	2	0	1	0	0	6
Drexel*	12	1-3	0-0	1-3	2	0	2	3	0	0	0	0	3
Princeton*	20	4-6	0-0	0-0	4	5	9	3	0	0	3	0	8
Illinois State*	15	1-1	0-0	0-0	0	0	0	3	0	0	1	0	2
Lafayette*	21	2-2	0-0	1-3	1	3	4	0	0	0	1	0	5
George Washington*	24	1-2	0-0	0-0	4	2	6	0	0	0	3	0	2
Rhode Island*	19	5-7	0-0	0-0	1	1	2	2	0	1	0	0	10
Fordham*	15	5-6	0-0	0-0	3	4	7	1	0	0	0	0	10
George Mason*	11	0-0	0-0	0-0	0	0	0	2	0	0	1	0	0
Richmond*	12	1-1	0-0	0-0	0	2	2	2	0	0	1	0	2
Massachusetts													
Penn													
St. Bonaventure													
La Salle													
Davidson													
Fordham													
Dayton													
Massachusetts													
VCU													
La Salle													
St. Bonaventure													
Saint Louis													
Rhode Island													
Duquesne													

* Denotes game started



GERALD BLOUNT

Freshman • Forward • 6-6 • 220
Suwanee, Ga.
Pomfret School (Conn.)

Overall Stats: 0.6 ppg, 0.4 rpg, 0.0 apg
Atlantic 10 Stats: 0.0 ppg, 0.0 rpg, 0.0 apg

10

2016-17:

- Saw action at Fordham
- Played two minutes at Rhode Island
- Scored 1 pt and added first collegiate steal in season-high 4 min. vs. Lafayette
- Saw action at Villanova
- Recorded 2 points and 1 rebound vs. Columbia

High School/Personal:

- Two-time All-New England Honorable Mention Class B selection
- Averaged 10.0 points and 7.8 rebounds in 2015-16
- Previously lived in Bayonne, N.J., attending Saint Anthony and St. Benedict Prep
- Finance major

2016-17 Game-by-Game

OPPONENT	MIN	FG-A	3PT-A	FT-A	OR	DR	TR	F	A	TO	BL	S	PT
Toledo													
Columbia	3	0-0	0-0	2-2	1	0	1	0	0	0	0	0	2
Loyola-Chicago													
Ole Miss													
NC State													
Temple													
Villanova	1	0-1	0-0	0-0	1	0	1	0	0	0	0	0	0
Drexel													
Princeton													
Illinois State													
Lafayette	4	0-0	0-0	1-2	0	0	0	0	0	0	0	1	1
George Washington													
Rhode Island	2	0-0	0-0	0-0	0	0	0	0	0	1	0	0	0
Fordham	2	0-1	0-0	0-0	0	0	0	0	0	1	0	0	0
George Mason													
Richmond													
Massachusetts													
Penn													
St. Bonaventure													
La Salle													
Davidson													
Fordham													
Dayton													
Massachusetts													
VCU													
La Salle													
St. Bonaventure													
Saint Louis													
Rhode Island													
Duquesne													

* Denotes game started



CHARLIE BROWN

Freshman • Forward • 6-7 • 185
Philadelphia, Pa.
St. Thomas More (Conn.)

Overall Stats: 10.8 ppg, 4.9 rpg, 1.1 apg
Atlantic 10 Stats: 10.8 ppg, 4.4 rpg, 1.0 apg

2

2016-17:

- Poured in career-high 17 pts, added 6 rebs vs. George Mason
- A-10 Co-Rookie of the Week (1/2) after performance vs. GW
- Scored 13 points, including go-ahead 3FG, against GW
- Posted 13 pts and season-high eight rebs vs. Lafayette
- Poured in 14 points in season-high 37 minutes at Illinois State
- Posted 12 points and 7 rebounds at Princeton
- Had 14 pts, 5 rebs, and 3 steals vs. NC State
- Had 15 pts (6-of-10 FG) vs. Columbia

High School/Personal:

- Played for St. Thomas More in 2015-16
- Helped team to a 31-6 record, berth in the National Prep Championship game, and the NEPSAC AAA Final
- Attended George Washington HS in Philadelphia
- Named the MVP of the Public League B Division in 2014-15
- Averaged 16.4 ppg that year, including 18.4 in league contests
- Father, Charles Brown, Sr., was a member of Overbrook High School's 34-0 team in the late 1970s and played at North Carolina A&T.
- Elementary education major

2016-17 Game-by-Game

OPPONENT	MIN	FG-A	3PT-A	FT-A	OR	DR	TR	F	A	TO	BL	S	PT
Toledo*	30	1-6	1-4	2-2	0	4	4	3	2	0	2	0	5
Columbia*	24	6-10	3-5	0-0	0	5	5	2	1	1	0	1	15
Loyola-Chicago*	28	2-8	1-4	4-4	0	6	6	1	1	2	0	3	9
Ole Miss*	33	5-10	3-5	0-0	1	3	4	3	0	1	0	1	13
NC State*	33	5-12	3-6	1-2	1	4	5	4	1	0	1	3	14
Temple*	32	3-12	3-7	0-0	2	5	7	2	1	0	1	0	9
Villanova*	28	2-6	1-3	3-4	2	3	5	2	0	1	0	0	8
Drexel*	30	2-8	1-3	2-3	0	1	1	2	2	1	0	0	7
Princeton*	32	5-12	2-5	0-0	0	7	7	3	0	1	1	1	12
Illinois State*	37	5-9	4-8	0-0	0	4	4	1	1	0	0	1	14
Lafayette*	31	5-11	1-6	2-2	2	6	8	2	3	1	0	1	13
George Washington*	28	6-9	1-2	0-0	1	3	4	1	2	0	1	1	13
Rhode Island*	35	4-7	2-2	1-1	1	2	3	1	1	2	1	1	11
Fordham*	21	0-2	0-1	0-0	0	4	4	4	0	2	0	0	0
George Mason*	38	6-13	2-8	3-4	1	5	6	1	2	2	0	1	17
Richmond*	37	4-16	2-8	3-4	1	4	5	1	0	1	2	0	13
Massachusetts													
Penn													
St. Bonaventure													
La Salle													
Davidson													
Fordham													
Dayton													
Massachusetts													
VCU													
La Salle													
St. Bonaventure													
Saint Louis													
Rhode Island													
Duquesne													

* Denotes game started



LORENZO EDWARDS

Freshman • Forward • 6-7 • 222
Lake Forest, Ill.
Lake Forest

Overall Stats: 0.0 ppg, 1.0 rpg, 1.0 spg
Atlantic 10 Stats: ---

22

2016-17:

- Will miss the rest of the 2016-17 season due to shoulder surgery
- Recorded 1 rebound and 1 steal vs. Columbia

High School/Personal:

- All-State First Team pick by the Illinois Basketball Coaches Association
- Averaged 19.0 pts, 11.1 rebs and 3.3 blocks per game as a senior
- Named the Lake County Player of the Year
- *Chicago Sun-Times* and *Chicago Tribune* All-State Honorable Mention
- Father, Kevin Edwards, played for DePaul and had an 11-year NBA career with Miami, New Jersey, Orlando, and Vancouver
- Business major

2016-17 Game-by-Game

OPPONENT	MIN	FG-A	3PT-A	FT-A	OR	DR	TR	F	A	TO	BL	S	PT
Toledo													
Columbia	4	0-1	0-1	0-0	1	0	1	0	0	1	0	1	0
Loyola-Chicago													
Ole Miss													
NC State													
Temple													
Villanova													
Drexel													
Princeton													
Illinois State													
Lafayette													
George Washington													
Rhode Island													
Fordham													
George Mason													
Richmond													
Massachusetts													
Penn													
St. Bonaventure													
La Salle													
Davidson													
Fordham													
Dayton													
Massachusetts													
VCU													
La Salle													
St. Bonaventure													
Saint Louis													
Rhode Island													
Duquesne													

* Denotes game started



NICK ROBINSON

Freshman • Forward • 6-6 • 201
Chicago, Ill.
Kenwood Academy

Overall Stats: 5.8 ppg, 4.1 rpg, 1.5 apg
Atlantic 10 Stats: 5.6 ppg, 4.0 rpg, 1.6 apg

5

2016-17:

- Hit career-high 14 pts and matched career-high 8 rebs vs. Richmond
- Posted seven points and season-high eight rebs vs. Lafayette
- Netted 9 points and added 7 rebounds at Illinois State
- Scored 11 points vs. Temple
- Recorded 5 points and 5 rebounds vs. NC State
- Had 5 points and 5 rebounds vs. Columbia
- Recorded 7 points and 3 rebounds vs. Toledo


High School/Personal:

- All-State, All-City, and All-Area selection
- Averaged 17.0 points and 9.0 rebounds per game
- Hit the game-clinching free throw as Kenwood advanced to the city championship for the first time ever in 2016
- Team went 22-4 and earned a berth in the sectional title game
- Business major

2016-17 Game-by-Game

OPPONENT	MIN	FG-A	3PT-A	FT-A	OR	DR	TR	F	A	TO	BL	S	PT
Toledo	17	2-2	1-1	2-4	0	3	3	3	0	1	0	1	7
Columbia*	26	2-4	1-2	0-1	1	4	5	1	3	1	1	2	5
Loyola-Chicago*	27	1-6	0-1	1-2	1	4	5	2	3	1	0	0	3
Ole Miss*	22	1-5	1-3	1-2	0	5	5	1	3	4	0	1	4
NC State*	18	1-5	0-1	3-4	2	3	5	4	0	2	0	0	5
Temple*	22	4-7	2-3	1-1	1	2	3	4	2	2	0	0	11
Villanova*	21	3-8	1-3	0-0	0	1	1	1	1	2	0	0	7
Drexel*	15	1-8	0-4	0-2	0	1	1	2	0	1	1	0	2
Princeton*	21	1-4	0-1	2-2	1	2	3	3	1	1	2	0	4
Illinois State*	28	2-7	0-3	5-7	2	5	7	3	0	3	0	1	9
Lafayette*	21	3-5	0-0	1-2	4	4	8	3	3	1	1	0	7
George Washington*	27	3-6	1-2	1-4	0	2	2	1	0	1	0	1	8
Rhode Island*	26	0-2	0-0	1-6	1	3	4	1	2	4	1	0	1
Fordham	22	2-2	0-0	1-2	0	3	3	2	3	0	0	1	5
George Mason	14	0-3	0-3	0-0	2	1	3	1	1	1	0	0	0
Richmond	28	4-6	1-1	5-7	4	4	8	2	2	2	0	1	14
Massachusetts													
Penn													
St. Bonaventure													
La Salle													
Davidson													
Fordham													
Dayton													
Massachusetts													
VCU													
La Salle													
St. Bonaventure													
Saint Louis													
Rhode Island													
Duquesne													

* Denotes game started



CHRISTIAN VEGA

Junior • Guard • 6-0 • 170
Guaynabo, Puerto Rico
Colegio San Jose'

Overall Stats: 0.0 ppg, 0.3 rpg, 0.0 apg
Atlantic 10 Stats: ---

13

2016-17:

- Pulled down first collegiate rebound vs. Lafayette
- Also saw action vs. Columbia and at Villanova

High School/Personal:

- Averaged 19.0 points and 6.0 assists as a senior
- Four-time All-Star and All-Alliance PRHSAA while averaging double figures all four seasons
- Led Colegio San Jose' to two Final Four appearances
- Father, Reinaldo, participated in two Pan American games playing water polo for Puerto Rico
- Made squad as a walk-on in 2015-16
- Food marketing major

2016-17 Game-by-Game

OPPONENT	MIN	FG-A	3PT-A	FT-A	OR	DR	TR	F	A	TO	BL	S	PT
Toledo													
Columbia	1	0-0	0-0	0-0	0	0	0	1	0	0	0	0	0
Loyola-Chicago													
Ole Miss													
NC State													
Temple													
Villanova	1	0-1	0-1	0-0	0	0	0	0	0	0	0	0	0
Drexel													
Princeton													
Illinois State													
Lafayette	2	0-1	0-0	0-0	0	1	1	0	0	0	0	0	0
George Washington													
Rhode Island													
Fordham													
George Mason													
Richmond													
Massachusetts													
Penn													
St. Bonaventure													
La Salle													
Davidson													
Fordham													
Dayton													
Massachusetts													
VCU													
La Salle													
St. Bonaventure													
Saint Louis													
Rhode Island													
Duquesne													

* Denotes game started



TOLIVER FREEMAN

Freshman • Guard • 6-3 • 213
Baton Rouge, La.
Catholic

Overall Stats: 0.0 ppg, 0.0 rpg, 0.0 apg
Atlantic 10 Stats: ---

11

2016-17:

- Made collegiate debut vs. Lafayette
- Joins the Hawks as a walk-on and will dress for home games only

High School/Personal:

- Three-time All-District First Team and All-State Honorable Mention
- Averaged 19 points, six rebounds and three assists as a senior
- Chosen as his team's MVP for three consecutive seasons
- Scored over 1,500 pts in his career, surpassing 1,000-pt mark as a junior
- Helped Catholic to a 21-8 record in 2014-15.
- Biology major

2016-17 Game-by-Game

OPPONENT	MIN	FG-A	3PT-A	FT-A	OR	DR	TR	F	A	TO	BL	S	PT
Toledo													
Columbia													
Loyola-Chicago													
Ole Miss													
NC State													
Temple													
Villanova													
Drexel													
Princeton													
Illinois State													
Lafayette	1	0-1	0-1	0-0	0	0	0	0	0	0	0	0	0
George Washington													
Rhode Island													
Fordham													
George Mason													
Richmond													
Massachusetts													
Penn													
St. Bonaventure													
La Salle													
Davidson													
Fordham													
Dayton													
Massachusetts													
VCU													
La Salle													
St. Bonaventure													
Saint Louis													
Rhode Island													
Duquesne													

* Denotes game started