



ISAIAH MILES
A-10 MOST IMPROVED
PLAYER

DEANDRE' BEMBRY
A-10 PLAYER
OF THE YEAR



SAINT JOSEPH'S UNIVERSITY

2016 ATLANTIC 10 CHAMPIONSHIP GUIDE

2015-16 SCHEDULE

NOVEMBER		EST/RESULT
Fri., 13	DREXEL (WPHL17)	W 82-81
Sun., 15	NIAGARA *	W 73-62
Wed., 18	BUFFALO *	W 89-67
Sat., 21	vs. Florida ** (ESPN3)	L 63-74
Sun., 22	vs. Old Dominion ** (ESPN3)	W 66-64
DECEMBER		
Tue., 1	#8/7 VILLANOVA % (CBSSN)	L 72-86
Fri., 4	at Columbia	W 80-78
Tue., 8	PRINCETON	W 72-60
Sun., 13	at Temple % (CBSSN)	W 66-65 OT
Sat., 19	ILLINOIS STATE (WPHL17)	W 79-65
Tue., 22	vs. Virginia Tech ^ (ESPN3)	W 79-62
Tue., 29	MARYLAND EASTERN SHORE	W 78-68
JANUARY		
Sat., 2	at Richmond (NBCSN)	W 77-73
Tue., 5	VCU (TCN, ASN)	L 82-85
Sun., 10	RHODE ISLAND (NBCSN)	W 72-67
Wed., 13	at George Mason	W 87-73
Sat., 16	FORDHAM (WPHL17)	W 80-55
Wed., 20	at Penn %	W 75-60
Sun., 24	at La Salle (TCN, ASN)	W 69-48
Wed., 27	MASSACHUSETTS	W 78-70
Sat., 30	at Rhode Island (CBSSN)	W 64-55
FEBRUARY		
Wed., 3	ST. BONAVENTURE	L 73-83
Sat., 6	at Fordham	W 82-60
Wed., 10	at G. Washington (TCN)	W 84-66
Sat., 13	LA SALLE % (ASN, CSN)	W 88-62
Wed., 17	DAYTON (CBSSN)	W 79-70
Sat., 20	at Davidson (NBCSN)	L 93-99
Wed., 24	at Massachusetts	W 74-57
Sun., 28	SAINT LOUIS (CSN, ASN)	W 77-63
MARCH		
Wed., 2	at St. Bonaventure >	L 90-98
Sat., 5	DUQUESNE	L 70-78
Fri., 11	A-10 Quarterfinals + (NBCSN)	2:30 p.m.
Sat., 12	A-10 Semifinals + (CBSSN)	1:30 p.m.
Sun., 13	A-10 Championship + (CBS)	12:30 p.m.

Home games in CAPS at Hagan Arena

% Big 5 game

* Hall of Fame Tip-Off (Hagan Arena)

** Hall of Fame Tip-Off (Mohegan Sun Arena)

^ A-10/ACC Doubleheader (Barclays Center)

> Blue Cross Arena (Rochester, N.Y.)

+ Barclays Center (Brooklyn, N.Y.)

#/- AP/USA Today Ranking

MEDIA INFORMATION

Basketball SID: Marie Wozniak
 Office Phone: 610-660-1727
 Cell Phone: 610-999-3634
 Email: mwozniak@sju.edu
 Fax: 610-660-1724
 Press Row Phone: 610-660-2599

www.SJUHawks.com

@SJUHawks

@SJUHawks_MBB

(No. 4) SAINT JOSEPH'S HAWKS (24-7; 13-5 A-10)

VS.

(No. 5) GW/(No. 12) George Mason/(No. 13) Saint Louis

2016 Atlantic 10 Quarterfinals

Game #32 • March 11, 2016 • 2:30 p.m. • NBCSN

Barclays Center • Brooklyn, N.Y.

GAME DAY

ARENA	Barclays Center (18,000)
TELEVISION	NBCSN (David Kaplan, Dalen Cuff)
RADIO	990 AM (Matt Martucci, Joe Lunardi)
VIDEO STREAMING	NBC Sports LiveExtra
AUDIO STREAMING	SJUHawks.com
SJU STREAK	2 losses
NEXT POSSIBLE GAME	Atlantic 10 Semifinals, March 13, 1:30 p.m., CBSSN

GAME STORIES

- **DeAndre' Bembry** became the fifth Hawk to earn the Atlantic 10 Player of the Year award while **Isaiah Miles** is the third Hawk to be named the league's Most Improved Player. Bembry (1st team) and Miles (2nd team) earned All-Conference honors, Bembry was named to the All-Defensive team and **Lamarr Kimble** was named to the All-Rookie Team.
- A win today will give **Phil Martelli** his 400th victory in his 21-year career at Saint Joseph's. He currently owns a 399-271 record.
- SJU's seed is the same since 2014 when it won the A-10 title.
- The Hawks have lost two in a row for the first time all year.
- **DeAndre' Bembry** needs nine points to reach 1,500 in his career.
- Saint Joseph's RPI is 33, which is third in the Atlantic 10 behind Dayton (21) and St. Bonaventure (27).



HAWKS' PERSONNEL

2015-16 Stats

PROBABLE STARTERS	PPG	RPG	APG	MPG	Notes
F- #43 DeAndre' Bembry	17.0	7.8	4.4	36.8	A-10 Player of the Year
F- #15 Isaiah Miles	18.0	8.1	0.8	34.5	Scored 1,000th point vs. Duquesne
F- #24 Pierfrancesco Oliva	4.2	4.0	1.9	17.3	Starter in 25 games
G- #2 Aaron Brown	9.7	3.3	1.3	26.1	Had 20 points vs. Duquesne
G- #1 Shavar Newkirk	8.5	2.3	2.8	23.8	Career-high 19 pts at St. Bonaventure

OFF THE BENCH

G- #25 James Demery	8.2	3.6	0.5	21.7	12 pts in Dayton win
F- #12 Papa Ndao	5.3	3.4	1.1	20.1	Had 9 pts, 4 asts at Fordham
G- #0 Lamarr Kimble	5.9	1.4	2.4	17.6	Scored 11 pts at St. Bonaventure
F- #34 Javon Baumann	0.6	1.2	0.1	4.7	Played key 8 minutes in 1st half vs. Dayton
G- #11 Chris Clover	0.6	0.2	0.0	3.7	Has played in 18 games
F- #20 Brendan Casper	0.8	0.5	0.0	1.8	Season-high 4 pts vs. Fordham
F- #23 Markell Lodge	0.8	1.0	0.0	4.8	Had 6 rebs vs. Niagara
F- #32 Jai Williams	1.0	1.0	0.0	3.0	Has played in four games
G- #3 Mike Booth	0.3	0.2	0.0	1.3	Walk-on who has played in five games
G- #21 Kyle Thompson	0.0	0.7	0.0	1.5	Walk-on who has played in five games
G- #5 Christian Vega	0.0	1.0	0.0	1.0	Walk-on who has played in two games

INJURED

F- #33 Skylar Scrivano	--	--	--	--	Sidelined with achilles injury
------------------------	----	----	----	----	--------------------------------

HAWKS' ROSTER

NO.	NAME	CL	POS	HT	WT	HOMETOWN	HIGH SCHOOL
0	Lamarr Kimble	Fr.	G	6-0	197	Philadelphia, Pa.	Neumann-Goretti
1	Shavar Newkirk	So.	G	5-11	175	New York, N.Y.	Cardinal Hayes
2	Aaron Brown	Sr.	G	6-5	225	Darby, Pa.	Penn Wood
3	Michael Booth	So.	G	6-3	199	Thornton, Pa.	Bishop Shanahan
5	Christian Vega	So.	G	6-0	170	Guaynabo, P.R.	Colegio San Jose'
11	Chris Clover	Fr.	G	6-3	215	Philadelphia, Pa.	St. Joseph's Prep
12	Papa Ndao	Sr.	F	6-8	220	Dakar, Senegal	Montverde Academy (Fla.)
15	Isaiah Miles	Sr.	F	6-7	216	Baltimore, Md.	Milford Mill
20	Brendan Casper	Jr.	F	6-6	215	Audubon, Pa.	Methacton
21	Kyle Thompson	So.	G	6-2	191	Mt. Laurel, N.J.	St. Joseph's Prep
23	Markell Lodge	R-Fr.	F	6-7	210	Washington, N.C.	Pace Academy
24	Pierfrancesco Oliva	Fr.	F	6-8	207	Taranto, Italy	Bergen Catholic (N.J.)
25	James Demery	So.	F	6-6	197	Williamston, N.C.	Northside Christian Academy
32	Jai Williams	So.	F	6-9	257	Philadelphia, Pa.	Phila. Electrical Tech. Charter
34	Javon Baumann	Jr.	F	6-8	258	Solms-Oberbiel, Germany	Theodor-Heus
43	DeAndre' Bemby	Jr.	F	6-6	210	Charlotte, N.C.	The Patrick School (N.J.)

INJURED

33 Skylar Scrivano Sr. F 6-10 233 Doylestown, Pa. Central Bucks East

Head Coach: Phil Martelli (Widener '76) - 21st year

Assistant Coaches: Mark Bass (Saint Joseph's '95) - 17th year; David Duda (Spring Garden '88) - 10th year;
Geoff Arnold (Saint Joseph's '86) - 8th year

Director of Basketball Operations: Rob Sullivan (Saint Joseph's '06)

Student Assistant: Kyle Molock

Athletic Trainer: Bill Lukasiewicz (Springfield '88)

Captain: DeAndre' Bemby

PRONUNCIATION GUIDE

Javon Baumannja-VON BOW (like now)-min
 (Chris) CloverCLOE-verr
 Markell (Lodge)mar-KELL
 (Papa) Ndaonow
 Shavar (Newkirk)shuh-VAR
 Pierfrancesco Oliva . . .pe-AIR-fran-CHES-co
oh-LEE-vuh
 Jai (Williams)Ji (rhymes with "eye")

(Bill) LukasiewiczLu-KAZ-uh-WITZ

THE NAME GAME

A few Hawks have nicknames that are commonly used by Phil Martelli and the players when referring to each other. Here's the guide:

Checcho = Pierfrancesco Oliva

Fresh = Lamarr Kimble

Zeke = Isaiah Miles



BROADCAST SCHEDULE

Date	Opponent	EST	TV	Radio	Digital
Nov. 13	DREXEL	8:00 p.m.	WPHL17	990	A10N
Nov. 15	NIAGARA *	5:00 p.m.		610	A10N
Nov. 18	BUFFALO *	7:00 p.m.		990	A10N
Nov. 21	vs. Florida #	2:30 p.m.	ESPN3	SJU	ESPN3
Nov. 22	vs. Old Dominion	12 p.m.	ESPN3	990	ESPN3
Dec. 1	VILLANOVA	7:00 p.m.	CBSSN	990	
Dec. 4	at Columbia	7:00 p.m.		990	A10N
Dec. 8	PRINCETON	7:00 p.m.		610	A10N
Dec. 13	at Temple	4:00 p.m.	CBSSN	990	
Dec. 19	ILLINOIS STATE	2:00 p.m.	WPHL17	990	A10N
Dec. 22	vs. Virginia Tech ^	1:00 p.m.	ESPN3	990	
Dec. 29	MD. EASTERN SHORE	7:00 p.m.		990	A10N
Jan. 2	at Richmond	12:30 p.m.	NBCSN	610	NBCSports.com
Jan. 5	VCU	7:00 p.m.	TCN, ASN+	610	A10N
Jan. 10	RHODE ISLAND	12:00 p.m.	NBCSN	610	NBCSports.com
Jan. 13	at George Mason	7:00 p.m.		SJU	A10N
Jan. 16	FORDHAM	1:00 p.m.	WPHL17	990	A10N
Jan. 20	at Penn	9:00 p.m.		990	A10N
Jan. 24	at La Salle	5:00 p.m.	TCN, ASN+	990	A10N
Jan. 27	MASSACHUSETTS	7:00 p.m.		990	A10N
Jan. 30	at Rhode Island	6:00 p.m.	CBSSN	990	
Feb. 3	ST. BONAVENTURE	7:00 p.m.		SJU	A10N
Feb. 6	at Fordham	2:00 p.m.		990	
Feb. 10	at George Washington	7:00 p.m.	TCN, CSNMA	990	
Feb. 13	LA SALLE	8:00 p.m.	CSN, ASN	560	
Feb. 17	DAYTON	6:00 p.m.	CBSSN	SJU	
Feb. 20	at Davidson	2:00 p.m.	NBCSN	560	NBCSports.com
Feb. 24	at Massachusetts	7:00 p.m.		990	A10N
Feb. 28	SAINT LOUIS	1:00 p.m.	CSN, ASN	610	A10N
Mar. 2	at St. Bonaventure	7:00 p.m.		990	A10N
Mar. 5	DUQUESNE	4:00 p.m.		990	A10N
Mar. 11	A-10 Quarterfinals	2:30 p.m.	NBCSN	990	NBCSports.com
Mar. 12	A-10 Semifinals	1:30 p.m.	CBSSN	990	
Mar. 13	A-10 Championship	12:30 p.m.	CBS	990	

SJU= All audio/radio broadcasts streamed on SJUHawks.com

ASN= American Sports Network; CBSSN= CBS Sports Network; NBCSN= NBC Sports Network; TCN= The Comcast Network; CSN= Comcast SportsNet; CSNMA= Comcast SportsNet Mid-Atlantic;

A10N= Atlantic 10 Network (atlantic10.com)

SERIES RECORDS VS. A-10 OPPONENTS

	All-Time Series Record	SJU Record in 2015-16
Davidson	SJU leads 8-5	0-1
Dayton	UD leads 20-17	1-0
Duquesne	SJU leads 37-14	0-1
Fordham	SJU leads 34-17	2-0
George Mason	SJU leads 4-0	1-0
George Washington	SJU leads 34-26	1-0
La Salle	SJU leads 67-55	2-0
Massachusetts	Tied 34-34	2-0
Rhode Island	SJU leads 55-27	2-0
Richmond	SJU leads 16-8	1-0
Saint Louis	SLU leads 9-3	1-0
St. Bonaventure	SJU leads 49-23	0-2
VCU	VCU leads 5-3	0-1

STATISTICAL COMPARISON

	Saint Joseph's	GW	GMU	Saint Louis
Overall Record	24-7	22-9	11-20	10-20
Conference Record	13-5	11-7	5-13	5-13
Home Record	12-4	14-3	7-8	7-11
Away Record	10-1	7-5	2-11	3-8
Neutral Record	2-2	1-1	2-1	0-1
Points per Game	76.9	75.2	66.5	65.3
Opponent Points/Gm	69.2	68.3	71.9	71.8
Field Goal Pct.	.447	.443	.407	.416
Opponent Field Goal Pct.	.412	.428	.422	.436
3-Pt. Field Goals Made/Gm	7.1	6.6	5.3	5.9
3-Pt. Field Goal Pct.	.324	.361	.291	.313
Opponent 3-Pt. Field Goal Pct.	.306	.333	.347	.327
Free Throws Made/Gm	15.9	17.7	13.4	14.6
Free Throw Pct.	.716	.758	.664	.702
Rebounds per Game	36.8	38.4	42.1	32.9
Opponent Rebounds/Gm	35.9	32.4	34.7	37.1
Assists per Game	15.2	13.9	10.3	13.4
Turnovers per Game	10.1	11.5	12.7	13.8
Opponent Turnovers/Gm	11.5	11.7	7.0	13.1
Blocks per Game	3.4	3.4	3.6	1.9



PHIL MARTELLI Head Coach

In 21 seasons as head coach at Saint Joseph's, **Phil Martelli** has built a program that is consistently one of the top in the conference, a perennial post-season participant and a key player on the national scene. In doing so, he has earned his place among

the top coaches in the school's storied history and has become one of the more respected coaches in the game.

Martelli is the Hawks' all-time leader in career victories with a mark of 399-272. Setting the school record for wins in a season (30) in 2004, Martelli has guided SJU to 20 or more victories nine times in 21 seasons, which is the most for any Hawks' coach. He is 198-142 in Atlantic 10 play, which is the most conference wins for any active coach and ranks second all-time in the league.

He has also served the game of basketball as a Past President of the NABC's Board of Directors as well as a being a member of the NCAA Division I Men's Basketball Ethics Coalition.

Martelli has seen six of his former Hawks play in the NBA, with three players chosen in the NBA Draft: guard Jameer Nelson (2004), guard Delonte West (2004) and forward Ahmad Nivins (2009). Dwayne Jones also played in the NBA while Ronald Roberts, Jr., and Langston Galloway are the most recent, with Galloway earning All-Rookie second-team honors with the New York Knicks in 2014-15.

Martelli has been at his best when it counts the most as his 17 postseason wins (6 NCAA, 11 NIT) are the most in school history. Martelli ranks first among Hawk coaches with a .608 postseason winning percentage (17-12) and has taken SJU to the postseason in 10 of the last 15 years, and 12 times in his 21 seasons at SJU.

Martelli's commitment to the University is equal to SJU's commitment to him, as he signed a multi-year contract extension prior to the 2015-16 season.

The 2014-15 Hawks were challenged after losing three All-Conference players from the 2014 A-10 champion team, but saw the emergence of soph-

more DeAndre' Bembry as one of the league's top players, as he topped the A-10 in scoring and earned All-Conference First Team honors.

In 2013-14, Martelli and his veteran team turned in one of the more memorable seasons in school history, adding another A-10 Championship to his résumé. The Hawks, led by seniors Langston Galloway, Halil Kanacevic and Ronald Roberts, Jr., won 20 of 26 games from mid-December and captured the school's third conference title and its first since 1997. SJU went 24-10 and reached the NCAA Tournament for the sixth time under Martelli, falling to eventual champion Connecticut.

The 2012-13 season saw an experienced Saint Joseph's squad reach the Atlantic 10 Quarterfinals and earn a second consecutive NIT bid, for the 11th postseason berth in Martelli's career.

In 2011-12, Martelli and the Hawks became one of nine teams in the nation to win 20 games after losing 20 the previous season, and also returned to the postseason with an NIT bid. Five different players received Atlantic 10 honors, the most ever for the Hawks. SJU also scored two wins over Top 25 teams (Creighton and Temple) and Martelli became SJU's all-time leader in victories.

In 2010-11, Martelli guided the youngest squad in his career, which included three freshman starters. The Hawks made an exciting late-season run and reached the A-10 semifinals.

Martelli faced a challenge in 2009-10 with a young and inexperienced squad that went 11-20, coming off a 2008-09 season that saw the Hawks go 17-15 for his ninth consecutive winning season. Among the highlights of '08-09 was Ahmad Nivins becoming the third Hawk in six years to garner the Atlantic 10's Player of the Year Award. Nivins was also chosen by the Dallas Mavericks in the 2009 NBA Draft, becoming the third Martelli player drafted.

The 2007-08 Hawks reached the Atlantic 10 Championship game for the third time in four years and earned the program's 19th bid to the NCAA Tournament, and Martelli's fifth. The 11th-seeded Hawks fell to sixth-seeded Oklahoma in the NCAA First Round, while ending the year at 21-13.

Martelli turned in another top-notch coaching performance in 2005-06, as the Hawks went from a 10-12 record to win eight consecutive games to reach the Atlantic 10 championship game for the second year in a row. SJU earned its sixth consecutive postseason bid to the NIT.

In 2004-05, Martelli turned in perhaps a more remarkable coaching job than in 2003-04 when he was the consensus National Coach of the Year. Faced with the loss of two NBA first-round draft picks, Martelli

THE MARTELLI FILE

Career Record: 399-272 (21 years)

Atlantic 10 Record: 198-142

Postseason Record: 17-12 (overall); 6-6 (NCAA Tournament)

Birthdate: August 31, 1954

Hometown: Media, Pa.

Education: Widener University, 1976

Playing Career: Widener University, 1972-76

College Coaching Career: Head Coach, Saint Joseph's University, July 20, 1995 to present; Assistant Coach, Saint Joseph's, 1985-86 to 1994-95.

Family: Wife, Judy; children - Phil, Jr., Jimmy, Elizabeth; grandchildren Philip Stephen, Marra, Avery, Brynley, and Madalyn.

Honors: 2004 Consensus National Coach of the Year; Atlantic 10 Coach of the Year (2005, 2004, 2001, 1997); USBWA District Coach of the Year (2004, 1997); Philadelphia Big 5 Coach of the Year (2004, 1997, 1996); Honorary Doctorates - Widener University 2004, Cabrini College 2006, Immaculata University 2010.

guided SJU to 21 wins in the calendar year of 2005 to post a 24-12 record. Saint Joseph's posted the conference's best record (14-2), won its fifth straight regular-season title to tie the league record, earned the A-10's top seed and reached the title game. He was named the Atlantic 10 Coach of the Year for the second straight season and the fourth time in his career. SJU made an exciting six-game run in the NIT, falling on a last-second shot in the title game.

In 2003-04, Martelli guided a focused and unselfish squad that became the most compelling story in college basketball. The Hawks went undefeated in the regular season, reached the pinnacle as the top-ranked team in the nation and earned the school's first-ever number-one seed in the NCAA Tournament, while advancing to the Elite Eight. Jameer Nelson was the consensus National Player of the Year and with teammate Delonte West, were both first-round selections in the NBA Draft. SJU opened the season ranked 12th in the polls and moved up throughout the year, taking the top spot on March 8, 2004, for the first time ever, while finishing fifth in the polls, for SJU's highest final ranking since 1966.

Martelli joined with Nelson to sweep the national coach and player awards, marking one of the few times in history that the top player and coach were from the same school. He was also the Atlantic 10 Coach of the Year for the third time and a repeat winner of the Big 5 Coach of the Year award.

A 1976 graduate of Widener, Martelli began his career on Hawk Hill with SJU's 1985-86 NCAA Tournament team. After 10 years as an assistant at Saint Joseph's, Martelli was named the 14th coach in school history on July 20, 1995, and just the third non-alumnus to guide SJU.

Martelli burst onto the scene in his first season (1995-96) and took the squad to the NIT championship game. He followed that in 1996-97 with the Atlantic 10 regular season and tournament titles, along with a berth in the NCAA Sweet 16.

Prior to his arrival at SJU, Martelli spent seven years as head basketball coach at Bishop Kenrick High School and had a stint as assistant coach at Widener, helping guide the Pioneers to the 1978 NCAA Division III Final Four.

As a point guard at Widener, he was part of the NCAA Tournament teams in 1975 and 1976, and set the school's single season and career assist marks.

Martelli and his wife, Judy, a former basketball player with the national champion Immaculata College teams in the 1970s, have three children - Phil, Jr., Jimmy and Elizabeth. Phil, Jr. is an assistant basketball coach at the University of Delaware while he and Elizabeth are both Saint Joseph's graduates. The Martelli's have five young grandchildren - Philip Stephen, Marra, Avery, Brynley, and Madalyn.

MARTELLI YEAR-BY-YEAR (21 seasons)

YEAR	OVERALL			ATLANTIC 10			POSTSEASON
	W	L	PCT	W	L	PCT	
1995-96	19	13	.594	9	7	.562	NIT Runner-up
1996-97	26	7	.788	13	3	.812 *	NCAA Sweet 16
1997-98	11	17	.393	3	13	.187	
1998-99	12	18	.400	5	11	.312	
1999-00	13	16	.448	7	9	.437	
2000-01	26	7	.788	14	2	.875	NCAA 2nd Round
2001-02	19	12	.613	12	4	.750	NIT 2nd Round
2002-03	23	7	.767	12	4	.750	NCAA 1st Round
2003-04	30	2	.937	16	0	1.000	NCAA Elite Eight
2004-05	24	12	.667	14	2	.875	NIT Runner-up
2005-06	19	14	.575	9	7	.562	NIT 2nd Round
2006-07	18	14	.562	9	7	.562	
2007-08	21	13	.617	9	7	.562	NCAA 1st Round
2008-09	17	15	.530	9	7	.562	
2009-10	11	20	.343	5	11	.312	
2010-11	11	22	.333	4	12	.250	
2011-12	20	14	.589	9	7	.562	NIT 1st Round
2012-13	18	14	.562	8	8	.500	NIT 1st Round
2013-14	24	10	.705	11	5	.687 *	NCAA 2nd Round
2014-15	13	18	.419	7	11	.389	
2015-16	24	7	.774	13	5	.722	
Totals	399	272	.595	198	141	.584	5 NCAA, 6 NIT

* Atlantic 10 Champion

LAST TIME OUT: Saint Joseph's fell to Duquesne, 78-70, in the final regular-season game at Hagan Arena, ruining the Hawks' "Senior Day" and **Isaiah Miles** scoring his 1,000th-career point. Miles had 21 points and 12 rebounds and classmate **Aaron Brown** scored 20 in their final game in Hagan Arena. **DeAndre' Bembry** had 11 points, seven rebounds and six assists and freshman **Lamarr Kimble** added 10 points. (more on pg. 28)

TOP HAWKS: **DeAndre' Bembry** was named the Atlantic 10 Player of the Year, becoming the fifth Hawk to earn the conference's top honor and the first to achieve it since Ahmad Nivins in 2008-09. **Isaiah Miles** was honored for his breakout season with the Chris Daniels Most Improved Player Award. He is the third Hawk to receive that honor and the first since Delonte West in 2002-03. Bembry was also an All-Conference First Team selection for the second year in a row and was named to the All-Defensive Team. Miles was chosen to the All-Conference Second Team, earning All-League honors for the first time in his career. Freshman **Lamarr Kimble** was chosen to the All-Rookie Team, becoming SJU's first player selected to that squad since Bembry earned the recognition in 2013-14. Bembry and Miles join an impressive list of SJU players who have received those awards:

Saint Joseph's A-10 Player of the Year

2015-16: DeAndre' Bembry
2008-09: Ahmad Nivins
2004-05: Pat Carroll (co-)
2003-04: Jameer Nelson
1985-86: Maurice Martin

Saint Joseph's A-10 Most Improved Player

2015-16: Isaiah Miles
2002-03: Delonte West
1996-97: Rashid Bey

MORE ON THE HONOREES: **DeAndre' Bembry** has made his mark as one of the top all-around players in the nation. He is averaging 17.0 points and 7.8 rebounds as well as team-highs of 4.5 assists and 1.5 steals per game. He has scored in double figures in all 31 games, with eight double-doubles, and ranks among the A-10's leaders in seven categories. **Isaiah Miles** made one of the most dramatic improvements in Saint Joseph's history, becoming the Hawks' leading scorer and rebounder. He is averaging 18.0 points and 8.1 rebounds, totals that are an increase of seven points and three rebounds from his junior year. The senior has scored in double figures in all 31 games, with nine double-doubles and 10 games of 20-plus points. **Lamarr Kimble** has shared time at point guard this season, coming off the bench to average 5.9 points, 2.4 assists and just 1.1 turnovers per game, while scoring double figures in nine games.

400 CLUB: Head coach **Phil Martelli** is seeking the 400th win of his 21-year career. Martelli currently ranks 35th for career victories among current Division I head coaches and will become the 121st coach in NCAA history to record 400-plus wins. He will also become just the sixth coach to achieve the feat at one school, joining Jim Boeheim (Syracuse), Tom Izzo (Michigan State), Bob McKillop (Davidson), Mark Few (Gonzaga) and Dave Loos (Austin Peay) as active coaches who have spent their careers with one program and have recorded 400-plus wins.

SEEKING A REPEAT: Saint Joseph's is sitting in the same spot it was two years ago, as the fourth seed in the Atlantic 10 Championship. Ironically, that squad also lost three of its last six, including one to La Salle on "Senior Day" at Hagan Arena. The Hawks went on to defeat Dayton in the quarterfinals, beat St. Bonaventure in the semifinals and take down #23 VCU in the finals to earn their first A-10 title since 1997. That was the second Atlantic 10 Championship won by the Hawks under **Phil Martelli** as head coach.

IN FINE COMPANY: **DeAndre' Bembry's** second straight selection to the All-A-10 First Team marks the 21st time that an SJU player has earned that recognition. He is the sixth Hawk to earn multiple first-team honors (Tony Costner, Rodney Blake, Bernard Blunt, Jameer Nelson, Ahmad Nivins) and the fifth to do so in consecutive years. Only Nelson was a three-time All-A-10 First Team honoree.

BRACKET BUSTERS: The Hawks own a 7-0 record this year against teams on their side of the bracket. SJU scored wins over Dayton, George Washington, Richmond, George Mason and Saint Louis this year, and defeated Fordham twice.

HISTORY MAKERS: With a 24-7 record, the Hawks are on their way to posting one of the best seasons in school history, as the 24 wins is tied for the fourth best number ever. The 2003-04 squad set the school record with a 30-2 mark. While there were three teams that notched 26 wins - 1964-65, 1985-86, 1996-97 and 2000-01. Three teams in Hawk history have compiled a total of 25 wins - the 1960-61, 1980-81 and 1981-82 squads.

AND THEN THERE WERE FIVE: A-10 Player of the Year **DeAndre' Bembry** has been named one of five finalists for the 2016 Julius Erving Small Forward of the Year Award, which is given by the Naismith Memorial Hall of Fame. The other finalists are: Brandon Ingram (Duke), Wayne Selden, Jr. (Kansas), Ben Simmons (LSU) and Denzel Valentine (Michigan State). The winner will be determined by a combination of fan votes and input from the selection committee, with voting beginning on March 11.

CAREER MILES: **Isaiah Miles** became the 53rd 1,000-point scorer in Saint Joseph's history, when he scored his 18th point in the Duquesne game. It is a remarkable feat considering that the senior entered this year with 444 points in three seasons combined and has now scored 559 in this year alone, to give him a total of 1,003 points. Miles is also shooting 82.8 percent from the foul line in his career, which is the fourth best percentage in school history.

FAMILIAR COURT: This is Saint Joseph's second trip to Brooklyn this year as the Hawks participated in the ACC-A-10 Challenge in December, defeating Virginia Tech, 79-62. Saint Joseph's turned in one of its best efforts of the year, led by a dominating 36-point, 15-rebound performance from **Isaiah Miles**. The Hawks own a 5-2 all-time record in the Barclays Center counting that victory and the three previous years of the A-10 Championship.

DEAN OF COACHES: **Phil Martelli** is the dean of A-10 coaches in his 21st season as the head coach of the Hawks with a 399-272 career record. He owns a 198-142 record in Atlantic 10 play for the most conference wins of any active coach, and the second most all-time. Martelli has guided the Hawks to two Atlantic 10 titles (2014, 1997) and to 12 post-season appearances, the most of any SJU coach.

ON TARGET: In the past six games, **DeAndre' Bembry** has converted 59.7 percent of his two-point field goal attempts, hitting 43-for-72. His top effort was an 11-for-13 performance in the win over Saint Louis.

GETTING IT DONE: ESPN.com ranked **Phil Martelli's** effort this year as the ninth best coaching performance of the season. The Hawks' mentor has guided them to 11 more wins than last season and has them on the verge of earning the school's 13th post-season bid in his 21 seasons.

IN THE DISTRICT: **DeAndre' Bembry** was named to the USBWA All-District II Team for the second year in a row.

HONOR ROLL

DeAndre' Bembry	Atlantic 10 Player of the Year Atlantic 10 All-Conference 1st Team Atlantic 10 Defensive Player of the Year USBWA All-District II Team Atlantic 10 Player of the Week (12/14) Big 5 Player of the Week (11/16, 12/14, 1/18, 1/25) Finalist, Julius Erving Small Forward Award John R. Wooden Award Preseason Top 50 List Naismith Trophy Early Season Watch List Lute Olson Award Watch List (CollegeInsider.com) All-A-10 First Team - <i>Lindy's, Athlon</i> CityofBasketballLove.com Preseason Player of the Year
Isaiah Miles	Atlantic 10 Chris Daniels Most Improved Player Award Atlantic 10 All-Conference 2nd Team Atlantic 10 Player of the Week (12/28) Big 5 Player of the Week (12/28, 2/1, 2/15) Hall of Fame Tip-Off All-Tournament Team
Lamarr Kimble	Atlantic 10 All-Rookie Team

HAWK LEADERS

(number of games led in each category; includes shared highs)

	<u>Points</u>	<u>Rebounds</u>	<u>Assists</u>	<u>Steals</u>	<u>Blocks</u>
DeAndre' Bembry	12	14	20	17	14
Isaiah Miles	17	15	2	3	16
Aaron Brown	2	0	1	3	0
James Demery	1	0	0	2	3
Pierfrancesco Oliva	0	2	4	5	9
Shavar Newkirk	2	0	7	8	3
Lamarr Kimble	0	0	7	4	3
Javon Baumann	0	0	0	0	3
Markell Lodge	0	0	0	0	1
Papa Ndao	0	1	0	5	9

HAWK DOUBLES

Double-Figure Points

	<u>'15-16</u>	<u>Streak</u>	<u>Career</u>
DeAndre' Bembry	31	34*	84
Isaiah Miles	31	33*	51
Aaron Brown	15	2	30
James Demery	14	--	22
Shavar Newkirk	12	--	12
Lamarr Kimble	9	2	9
Pierfrancesco Oliva	2	--	2
Papa Ndao	2	--	3
Javon Baumann	--	--	1

Double-Figure Rebounds

	<u>'15-16</u>	<u>Streak</u>	<u>Career</u>
Isaiah Miles	9	1	11
DeAndre' Bembry	8	--	15

Double-Doubles (pts-rebs)

	<u>'15-16</u>	<u>Streak</u>	<u>Career</u>
Isaiah Miles	9	1	10
DeAndre' Bembry	8	--	14

20-plus Point Games

	<u>'15-16</u>	<u>Streak</u>	<u>Career</u>
Isaiah Miles	10	1	13
DeAndre' Bembry	7	--	23
Aaron Brown	2	1	4

30-plus Point Games

	<u>'15-16</u>	<u>Streak</u>	<u>Career</u>
Isaiah Miles	3	--	3
DeAndre' Bembry	--	--	1

* dating back to last season

FLYING START: This was the quickest that the Hawks achieved 20 wins since the undefeated regular season in 2003-04. They've had two seven-game winning streaks, while this is Saint Joseph's best record through 31 games since the 2003-04 team was 30-1. It is also the best A-10 mark (13-5) since the 2004-05 team went 14-2 in league play.

EXCLUSIVE LIST: DeAndre' Bembry is just one of three players in the nation to be averaging over 17 points, 7.5 rebounds and four assists per game. The others are Ben Simmons of LSU and Denzel Valentine of Michigan State. Bembry, however, is the only player in the nation to post those numbers and average less than 2.5 turnovers per game.

MOST IMPROVED HAWKS: SJU owns the fourth-biggest improvement in the nation from last season (as of March 6), according to the NCAA. The improvement is determined by adding the difference in win total and loss total from last year to this year and then dividing by two.

Team	2015-16	2014-15	Difference
Tennessee State	20-10	5-26	15.5
Little Rock	27-4	13-18	14.0
Ball State	19-12	7-23	11.5
Fairfield	19-13	7-24	11.5
Wagner	22-9	10-20	11.5
Saint Joseph's	24-7	13-18	11.0
Southern Illinois	22-10	12-21	10.5
Alcorn	15-14	6-26	10.5

MOST IMPROVED PLAYER: Phil Martelli is hard-pressed to find a player he's coached that has made a bigger improvement from one year to the next than **Isaiah Miles**. The senior, who is arguably one of the most improved players in the nation, is averaging seven more points and three more rebounds than his junior season. He's scored double figures in all 31 games - entering this season he had a total of 20 double-digit games in his entire career. The only player Martelli could compare his improvement to was that of 2008-09 A-10 Player of the Year Ahmad Nivins. Nivins increased his averages by five points and six rebounds from his junior to senior year - but he had been a double-figure scorer as both a sophomore and junior.

ROAD WARRIORS: SJU had the nation's only undefeated road record until the loss at Davidson and finished the year with a 10-1 mark on the road. The best road record for a Saint Joseph's team was 13-0 by the 2003-04 Elite Eight squad.

NET NEUTRALITY: The Hawks played four neutral site games, with two in the Hall of Fame Tip-Off at Mohegan Sun Arena (Florida, ODU), one at the Barclays Center in the ACC-Atlantic 10 doubleheader (Virginia Tech) and one against St. Bonaventure in Rochester. Counting the 10-1 road record, the Hawks are 12-3 away from Hagan Arena.

BEMBRY ON BOARD: DeAndre' Bembry's rebounding ability is often overlooked but the junior is one of the nation's best for his size. Bembry ranks 45th in defensive rebounds with 6.4 per game, but if you look at players 6'6" and under, he ranks fourth in the nation.

WHAT CAN BROWN DO FOR YOU: Senior **Aaron Brown** has scored double figures in six of last seven games, with a high of 20 points vs. Duquesne. Brown has averaged 14.8 points per game in those six games and is shooting 49 percent (33-for-67) from the field. Earlier this season, he had a career game at Columbia, scoring 26 points on 11-for-16 shooting, while hitting 3-of-4 three-pointers. The senior is averaging 9.7 points per game this season.

WHERE'S THE "D"?: In the past three losses, SJU's defense hasn't been quite up to this season's standard. In those three games (Davidson, St. Bonaventure, Duquesne), the Hawks have given up an average of 91.7 points per game while those foes combined to shoot 56.3 percent from the field and 48.4 percent from three-point range.

20-20: This marks the ninth 20-plus win season under **Phil Martelli**, which is the most for any Hawk coach. Counting this one, there have been a total of 23 seasons in SJU history in which the Hawks have won 20 or more games.

POLLING PLACE: The Hawks only received two votes in the AP Poll for March 7, down from 29 votes the previous week. SJU received 17 in the *USA Today* Coaches Poll for Feb. 29, but none this week. The Jan. 4th AP poll marked the first time SJU received votes since the 2013-14 season. The Hawks' high this year was on Feb. 15 when they earned 57 votes from AP and 17 in the *USA Today* rankings.

HOME BODIES: The Hawks went 12-4 at home this year, with losses to #8 Villanova, VCU, St. Bonaventure and Duquesne.

NO EXPERIENCE NECESSARY: **DeAndre' Bemby** and **Isaiah Miles** are the only Hawks to have any substantial experience playing in the A-10 Tournament. Those two players were on the 2014 Atlantic 10 Champion team along with **Papa Ndao**, **Javon Baumann** and **Brendan Casper**. **Aaron Brown** was a practice player that season as was sitting out after transferring from West Virginia.

FOR THE RECORD BOOK: The performances of **Isaiah Miles** and **DeAndre' Bemby** during this season will be etched among some of the best in SJU history. Here's a list of their current rankings:

- Miles:**
- Single-season points: 18th (559)
 - Season free throw pct: 3rd (.876)
 - Career free throw pct: 3rd (.828)
- Bemby:**
- Single-season points: 25th (528)
 - Single-season assists: 23rd (138)
 - Career rebounds: 25th (636)

With one more game scoring double figures, both Bemby and Miles can tie the school record for double-figure games in a season (32), set by Jameer Nelson in 2003-04.

UPSET CITY: Saint Joseph's win over #15/13 Dayton on Feb. 17 marked the first victory against a ranked team since March 16, 2014, when SJU defeated #23 VCU to win the Atlantic 10 Championship. It was also the highest ranked team beaten on campus since the Hawks defeated #8 Xavier, 71-66, on March 6, 2008 in the final game for Alumni Memorial Fieldhouse.

DEE-FENSE: The Hawks' defense has been a big part of their success. SJU tops the Atlantic 10 in three-point field goal percentage defense (30.6) and field goal percentage defense (41.2), while ranking 15th and 69th nationally, in those respective categories. At Massachusetts, SJU held the Minutemen to 9.1 three-point shooting (2-of-22), which was a season-best effort. SJU's opponents are also not getting to the foul line, and have only scored 326 points on free throws.

BRIGHT SPOT: If there was any bright spot in the loss to St. Bonaventure on March 2, it was that the Hawks had their highest free-throw percentage of the season, hitting 22-of-23, including 20-of-21 in the second half. On the flip side, the Bonnies shot 63.5 percent from the floor on the night, the highest percentage by an SJU opponent this season.

STATS BY HALF

Points	High: 62 at St. Bonaventure (2nd) Low: 27 at Temple (2nd)
Rebounds	High: 28 vs. Buffalo (1st) Low: 12 at George Washington (2nd)
Assists	High: 13 vs. Illinois State (1st) Low: 3 at St. Bonaventure (1st); at Temple (1st); vs. Old Dominion (2nd)
FG%	High: 64.3% at at George Washington (2nd) Low: 33.3% at Temple (1st); at Columbia (1st)
3-pt FG%	High: 66.7% vs. VCU (2nd); at Richmond (2nd) Low: 0% at Rhode Island (1st); vs. Princeton (2nd); vs. Florida (1st)
FT%	High: 100.0%, 5 times, last at Davidson (1st) Low: 40.0% at La Salle (1st)

INDIVIDUAL HIGHS BY HALF

Points	25, Isaiah Miles vs. Virginia Tech (2nd)
Rebounds	11, Isaiah Miles at Richmond (1st)
Assists	5, DeAndre' Bemby at Fordham (1st); at La Salle (2nd); vs. VCU (1st), vs. Illinois State (1st); Shavar Newkirk vs. Villanova (1st)
Blocks	3, DeAndre' Bemby at Columbia (1st); Pierfrancesco Oliva vs. Old Dominion (1st)
Steals	4, DeAndre' Bemby vs. Drexel (2nd)
FG Made	8, Isaiah Miles at Davidson (1st); vs. VCU (2nd), vs. Virginia Tech (2nd)
3-pt FG Made	4, Isaiah Miles vs. VCU (2nd)
FT Made	7, Isaiah Miles vs. Buffalo (1st), DeAndre' Bemby vs. Drexel (1st)

What They're Saying About DeAndre' Bemby

(March 1, 2016) "The best player is not always the guy that scores the most points, it's the guy that makes his teammates better, and that's what he does. He's just really unselfish. You look at the way he plays. He's got great mannerisms. He leads that team. One of the reasons they're having the success that they've had, you can talk about Miles and all those other guys, he sets the table for all those guys."

- Mark Schmidt, St. Bonaventure

(Jan. 26, 2016) "He's playing even better now... He's got to be right up there as one of the best players in the conference. I think you just have to try to make the game hard on him. Make him beat you from the outside... He plays kind of like LeBron James does for the Cavs. He's a do-it-all guy who does everything. I've said it for three years now that I think he's one of the best pro prospects in our league because of how big and multi-skilled he is. He does it on defense and he rebounds. He's a great player. He's the reason why they've made a jump from their run a couple years ago to where they are now pretty quickly."

- Derek Kellogg, Massachusetts

(Preseason) "Tremendous all-around player. That's why the NBA folks love him the way they do right now is that he does everything right now as a guard - all ends of the court, on the backboard, all-around player."

- Dan Hurley, Rhode Island

(Preseason) "You respect all of your opponents but occasionally there's a guy that worries you more. You're worried about his ability to take a game over and Bemby's that kind of player. The reason he wins and he's good is he can do so much more than score. He can guard the best player on your team, he can get double-digit rebounds, he can find the open man, he can handle pressure, and he can make something out of nothing. I think he's a great NBA prospect and I think he's a really, really special player."

- Dr. John Giannini, La Salle

LEADER OF THE PACK: Phil Martelli credited **DeAndre' Bemby** and his leadership skills in aiding the win at Massachusetts on Feb 24. "I said to him that I don't know what the numbers are going to show, but to me it's his leadership. He has something to say to every player on every play and they respond to that. Ironically, after the Davidson game I said to him, 'that's the first game that you didn't talk'." Bemby was saddled with four fouls that caused him to miss seven minutes in the second half, but he re-entered the game with 5:42 left after UMass had cut its deficit to eight points. With Bemby back in the game, the Hawks outscored UMass, 13-6, to earn the win.

EYE ON ISAIAH: Senior **Isaiah Miles** is undoubtedly one of the most improved players in the nation. He is in the midst of a career-best season and has been a key to the Hawks' success. Miles surpassed his career-high in points (36) this year and has increased his personal best in rebounds (16). Miles owns eight double-doubles on the season and has scored double figures in all 31 games, while hitting 30-plus points three times. Here's a comparison of his numbers from last year to this year:

	2014-15	2015-16
Scoring	10.7	18.0
Rebounding	5.1	8.1
Blocks	0.4	1.0
FG Pct.	.389	.528
3FG Pct.	.353	.385
FT Pct.	.746	.876

KEEPING IT FRESH: **Lamarr "Fresh" Kimble** has posted double figures in four of the last six games, averaging 11.0 ppg in those four games. In the four contests with double figures (UMass, Dayton, St. Bonaventure, Duquesne), he has converted 68.1 percent (12-for-18) from the field. Kimble had a big game vs. Dayton, tying his career-high with 13 points while adding five assists. He scored four straight points in the first half as the Hawks took the lead for good and hit a three-pointer after Dayton had cut SJU's lead to six with 5:20 to play. Kimble and fellow point guard **Shavar Newkirk** combined for 21 points, seven assists and just one turnover in the victory.

OFF THE BENCH: **James Demery** was a candidate for the Sixth Man of the Year award in the Atlantic 10. He's scored double figures in 14 games this season while playing over 22 minutes per game. He matched his career-high with 17 points in the home win over La Salle. Demery is shooting 49.5 percent from the field in conference games, a number which ranks among the top 15 in the league.

FACE THE NATION: Saint Joseph's owns the 24th best winning percentage (.774) in the nation and is 12th in fewest fouls per game (15.8). **Isaiah Miles** ranks 18th in free throw percentage (.876) and **DeAndre' Bemby** is now 23rd in minutes (36.8). The Hawks also rank in the top 25 of the NCAA statistics in the following categories:

- 3pt FG% Defense - 11th (.302)
- Fewest Fouls - 16th (489)
- Turnovers/Game - 11th (10.1)
- Fewest Turnovers - 16th (312)

MONEY IN THE BANK: **Isaiah Miles** is hitting 87.6 percent from the foul line and in the wins over UMass and Rhode Island, made a combined 18-of-21 from the line. The school record for a single-season percentage is 89.2 set by Delonte West in 2003-04.

COMEBACK KIDS: Saint Joseph's biggest deficit turned into a victory was the 69-48 win at La Salle. The Hawks trailed by 11 points in the first half and ended up leading by as much as 23 points in the second half.

POINT TAKEN: **Shavar Newkirk** and **Lamarr Kimble** have split time as the Hawks' point guards and **Phil Martelli** is happy with the play of the duo. "The competition is so healthy between the two of them. In this situation the point guards get the key to the house. Fresh (Kimble) is making a lot of progress and the two of them root for each other, which is nice to see. They're not competing any longer. It's now about 'us', it's not about 'them'". Newkirk is averaging 23.8 minutes per game and averages just 1.5 turnovers per game, while Kimble is playing 17.6 minutes and averaging only 1.2 turnovers.

DOING IT ALL: Not many players in the nation have the all-around numbers like **DeAndre' Bemby**, and that's why he's one of the best players in the nation and is an NBA prospect. He ranks among the A-10's leaders in almost every category. Here's his ranking in each:

- Scoring - 12th (17.0)
- Rebounding - 6th (7.8)
- Assists - 8th (4.4)
- Steals - 8th-T (1.5)
- Assist/Turnover Ratio - 8th (2.2)
- Defensive Rebounds - 2nd (6.4)
- Minutes - 6th (36.8)

CAN'T MISS: **Isaiah Miles** has been "in the zone" many times this year and the Davidson game was the most recent example. The senior hit his first five shots from the field and ran up 19 points by halftime in the high-scoring game. He finished the game with 32 points on 12-for-18 shooting, marking the third time this year that the senior has surpassed the 30-point mark.

CONFERENCE CALL: The Hawks had two double-figure scorers in conference play as **Isaiah Miles** scored 18.8 ppg and **DeAndre' Bemby** averaged 17.5 in A-10 games. SJU scored 78.8 points per game and shot 46.0 percent from the field in league contests.

DEMERY'S DOUBLES: Overshadowed by the Most Improved Player season being put together by **Isaiah Miles**, **James Demery** has shown his great improvement from last year. The sophomore has scored double figures in 14 games, which includes a 17-point effort against La Salle, when he shot 7-of-9 from the field. He's the team's fifth leading scorer (8.2) and is converting 49.5 percent from the field. Last season, Demery scored 6.7 points per game and converted 36.6 percent.

TO THE POINT: Sophomore point guard **Shavar Newkirk** earned a starting role this year and has responded with career-best numbers. Against 8th-ranked Villanova, Newkirk recorded a new career-high with 13 points and handed out a personal-best nine assists. More impressively, he went without a turnover in 31 minutes of action. Newkirk was the hero in the win over Old Dominion as he hit the game-winning jumper with one second left and tied his career-high with 13 points in the win over Illinois State. He bettered his career-high with 17 points on 6-for-9 shooting at Fordham, and was without a turnover in 28 minutes, and established a new career-high with 19 points at St. Bonaventure.

THREE'S COMPANY: The Hawks hit 11 three-pointers, with eight in the first half, in the win at Fordham (Feb. 6). That is tied as the second best total of the year, with the season-high being 15 against Illinois State.

ON FIRE: Saint Joseph's had its best shooting half of the year at George Washington, hitting 63.4 percent in the second half. At one point, the Hawks were converting 70 percent and for a nine-minute stretch, scored on 12 straight possessions.

DYNAMIC DUO: The duo of **DeAndre' Bemby** and **Isaiah Miles** has been an offensive force for the Hawks. The pair has combined to score 45 percent of Saint Joseph's total points (1087) this year. Bemby and Miles have also accounted for 41 percent of the team's rebounds (495) and 39 percent of SJU's three-point field goals (84). Miles and Bemby rank eighth and 12th, respectively, among the A-10's scoring leaders and rank fifth and sixth in rebounding.

MOVING ON UP: **DeAndre' Bemby** has 1,491 career points to rank in 19th place on the Hawks' all-time scoring list. Mike Hauer (1967-70) is 18th with 1,496 points.

TAKING CARE OF THE BALL: SJU has done a fairly good job of limiting its turnovers this year. The Hawks had just seven against Villanova, eight at Columbia, six vs. Buffalo and more recently, a season-low five at GW. Point guard **Shavar Newkirk** didn't commit a turnover in 31 minutes against Villanova while handing out a career-high nine assists, and he also went without a turnover in consecutive games at Fordham (Feb. 6) and GW (Feb. 10). SJU ranks 16th in the nation in fewest turnovers (312) and is 11th (10.1) in turnovers per game.

POINTS OF EMPHASIS: In the wins over GW and Fordham, the Hawks' point-guard platoon of **Shavar Newkirk** and **Lamarr Kimble** combined for 48 points and 11 assists. The duo keyed SJU's win at Fordham, totalling 30 points and each recording new career-highs. In Newkirk's return to New York he scored a career-high 17 points on 6-for-9 shooting (3 3-pt FG). Kimble also recorded a new personal best with 13 points on 4-for-7 shooting, while also hitting three three-point field goals. At GW, the pair had 18 points, seven assists and no turnovers.

BALANCED ATTACK: Saint Joseph's has had at least four players score double figures in 17 of 31 games. The Hawks saw five players reach double figures vs. Villanova - Bemby, Miles, Demery, Newkirk and Brown - which was the first time that happened since the NCAA Tournament against Connecticut in March, 2014. There have been seven games this season in which five players notched double digits.

BLOCK PARTY: Saint Joseph's is eighth in the A-10 in blocked shots with 3.4 per game. **Isaiah Miles** tops the team with 32 blocks while **DeAndre' Bemby** has 25 and **Pierfrancesco Oliva** has 20.

PUTTING IT AWAY: The Hawks were involved in a close game with Saint Louis, as the Billikens tied it with over 12 minutes to go. But **DeAndre' Bemby** took over and scored 11 points in the final eight minutes to put away the game. The junior scored 19 of his game-high 27 in the second half, while grabbing eight rebounds and handing out six assists.

FOUL BALL: Entering the Davidson game, the Hawks led the nation in fewest fouls per game, but were whistled for 23 fouls in that contest. SJU has still done a good job in limiting its fouls and now ranks 12th in fouls per game (15.8) and 16th in fewest fouls (489) and has only had seven disqualifications all season. Davidson took advantage of the Hawks' foul trouble making 29-of-38 free throws, while **DeAndre' Bemby** played a season-low 27 minutes after picking up two fouls early in the first half.

TALKING ABOUT THE HAWKS: Dayton coach Archie Miller praised the Hawks after the Feb. 17th game. "That to me is as good of a team as we've seen this season. They're a different type of team because of the way their skill level is. I think Coach has got them clearly from an offensive perspective really in a great rhythm because of their movement. They're hard to guard. I thought the thing that was really surprising to me though was how they overpowered us for about 40 minutes. Physically I thought they dominated us. They were commanding in how

they approached the game."

BOUNCING BACK: The Hawks got back to their winning ways at Massachusetts on Feb. 24 with strong defense and contributions from the upperclassmen. SJU held UMass to 2-for-22 shooting from three-point range, including a 0-for-11 effort in the first half. The Hawks committed just 15 fouls and had 10 turnovers. **Isaiah Miles** shot 6-for-10 to score 20 points and **DeAndre' Bemby** had 18. **Aaron Brown** scored 14 points on 6-for-10 shooting and freshman **Lamarr Kimble** tallied 10 points on 4-for-5 shooting off the bench. **Papa Ndao** made his sixth start of the year in place of **Pierfrancesco Oliva**, who was ill.

SCORING AT WILL: The Hawks traveled to Davidson and an NBA game broke out in the first half as the teams combined for 26 points in the first five minutes. SJU led 48-43 at halftime, but Davidson overtake the lead in the final six minutes to earn the win.

LACK OF "D": The Hawks' defense wasn't up to par at Davidson as the Wildcats scored 99 points and shot 56 percent from the field and 47 percent from three-point range. SJU entered the game holding its opponents to 39.5 percent from the field and 29.7 percent from beyond the arc, the best numbers in the A-10. SJU did force 14 turnovers but it wasn't enough as Davidson pulled away late in the second half.

UNLUCKY SEVEN: The Hawks couldn't seem to get that eighth straight win this year. Their seven-game winning streak came to an end with the 83-73 loss to St. Bonaventure on Feb. 3. SJU also put together another seven-game winning streak earlier this season but it ended with a loss to VCU on Jan. 5.

TOUGH ENOUGH: In the win at Rhode Island, **Phil Martelli** said that the Hawks passed the "toughness test", but not necessarily the "basketball test". The Hawks shot 38.5 percent from the field and were just 1-of-15 from three-point range, but SJU's defense had a season-best effort of holding URI to 18.8 percent shooting in the first half. The Hawks trailed for the first five minutes of the game, and aside from one tie, led the entire way, and by as much as 20 points.

STREAK ENDER: The Hawks' seven-game winning streak came to an end on Feb. 3 with the 83-73 loss to St. Bonaventure. SJU saw the Bonnies hit 13-of-34 three-pointers and only commit two turnovers. Although the Hawks led the A-10 in three-point field goal percentage (29.6), St. Bonaventure's 38.2 percentage beyond the arc was the third-best effort by an opponent this season, while the 13 three-point field goals were the most made against the Hawks.

HIGH PRAISE: Massachusetts head coach Derek Kellogg had high praise for **DeAndre' Bemby** prior to the Jan. 27 meeting. Kellogg said, "He's playing even better now... He's got to be right up there as one of the best players in the conference... He plays kind of like LeBron James does for the Cavs. He's a do-it-all guy who does everything. I've said it for three years now that I think he's one of the best pro prospects in our league because of how big and multi-skilled he is. He does it on defense and he rebounds. He's a great player. He's the reason why they've made a jump from their run a couple years ago to where they are now pretty quickly."

HOLDING ON: At Davidson, the Hawks lost their first game of the year when holding a halftime lead, breaking their 17-0 record. They've only trailed at the half in 10 games and have won four. The most recent was the 74-57 win over UMass when they trailed, 30-29, at halftime.

GETTING TO THE LINE: The Hawks took 40 free throws in the UMass win on Jan. 27, making 29 of them. But SJU also kept UMass off the foul line, committing just 13 fouls as the Minutemen only shot 17 free throws. SJU is one of the best in the nation in limiting its fouls, currently ranking 12th with 15.8 per game, while having only seven disqualifications this season. SJU has made 166 more free throws than its opponents.

THE THROWBACK'S THROWBACK: More than 30 former SJU players witnessed the win over Fordham on Jan. 16 and they got to see **DeAndre' Bembry** at his best. The junior posted 26 points and 12 rebounds for his fifth double-double. **Phil Martelli** felt that Bembry would've fit in with all of those former Hawks, saying, "DeAndre' plays like an old guy. He could play with any one of those guys. He's a throwback's throwback. He's gifted. They could've called him out for playing in the 60s, the 70s, the 80s, because he has an old-school game."

RETURN TO ACTION: **Pierfrancesco Oliva** returned to action vs. Penn after missing two games (George Mason, Fordham) with an ankle injury suffered in practice on Jan. 12. Oliva had five rebounds and two steals in his return. The freshman's parents were visiting from Italy, and the Penn game was the first time they had seen him play for the Hawks. Oliva was back in the starting lineup at Rhode Island, for the first time in six games.

SENIOR MOMENT: **Papa Ndao** made his first start of the season, and first since 2013-14, when he replaced the injured **Pierfrancesco Oliva** in the lineup at George Mason. Ndao seems to have a liking for the EagleBank Arena (formerly Patriot Center), as he scored 13 points to match the career-high he previously established in that arena in January 2014. Ndao made 4-of-10 from the field, including back-to-back threes in the last four minutes, that helped SJU solidify the win. Ndao made five starts before Oliva returned to the starting lineup at Rhode Island.

COASTING TO THE WIN: The Hawks' win over Fordham (Jan. 16) was one of the easier they've had this year, as they held a 12-point lead at half-time and by six minutes into the second half, had expanded it to 20 points. SJU also owned its biggest lead of the season, with a 36-point margin late in the game, while all 16 players in uniform saw action for the first time this year. In the first half, Saint Joseph's shot 45.2 percent from the field and committed only three turnovers.

COMING CLOSE: **DeAndre' Bembry** has come close to notching a triple-double on numerous occasions this year. In the win at Fordham, Bembry had 16 points, 10 rebounds and seven assists. The last time a Saint Joseph's player achieved the feat was Dwayne Jones vs. St. Bonaventure on Feb. 19, 2005 when he had 11 points, 11 rebounds and 10 blocks.

30 for 30: Leading scorer **Isaiah Miles** hit for 30-plus points for the third time this season when he scored 32 at Davidson. He previously had 31 vs. VCU and established a new personal best with 36 points against Virginia Tech. Prior to this year, Miles' career-high was 24 points.

BOOK ON BEMBRY: **DeAndre' Bembry** continues to reaffirm his status as one of the best players in the A-10 and the nation. He's averaging 17.0 points, 7.8 rebounds, 4.5 assists and 1.5 steals. Here's a rundown of his performances:

- Drexel (W): 23 pts, 11 free throws made
- Old Dominion (W): 15 pts, 10 rebs
- Columbia (W): 12 pts, 9 rebs, 8 asts
- Princeton (W): season-high 27 pts, 10 rebs, 4 steals
- Temple (W): 17 pts, 13 rebs, 3 asts
- Illinois State (W): 16 pts, 9 rebs, 7 asts, 4-of-6 3FG
- Virginia Tech (W): 22 pts, 7 rebs

- Maryland Eastern Shore (W): 15 pts, 9 rebs
- Richmond (W): Scored team's last 5 pts to secure win; 16 pts, 6 asts
- VCU (L): 16 pts, 7 rebs, 8 asts
- Rhode Island (W): 22 pts, 7 rebs, 5 asts, 3 steals
- George Mason (W): 16 pts, 11 rebs, 8 asts
- Fordham (W): 26 pts, 12 rebs, 11-for-17 FG
- Penn (W): 27 pts, 8 rebs, 4 asts, 4 steals
- La Salle (W): 16 pts, 4 rebs, 6 asts, 4 steals
- Massachusetts (W): 13 pts, 9 rebs, 7-of-9 free throws
- Rhode Island (W): 15 pts, 10 rebs
- St. Bonaventure (L): 22 pts, 6 rebs, 7 asts
- Fordham (W): 16 pts, 10 rebs, 7 asts
- George Washington (W): 14 pts, 5 rebs, 3 asts
- La Salle (W): 13 pts, 8 rebs, 4 asts
- Dayton (W): 16 pts, 13 rebs, 3 asts
- Davidson (L): 19 pts, 2 steals
- Massachusetts (W): 18 pts, 9 rebs, 4 asts
- Saint Louis (W): 27 pts, 8 rebs, 6 asts
- St. Bonaventure (L): 18 pts, 5 rebs, 3 asts
- Duquesne (L): 11 pts, 7 rebs, 6 asts

ON THE LINE: SJU has improved its free-throw shooting from last year, and is converting 71.6 percent as compared to 61.5 percent in 2014-15. The Hawks have shot 70 percent or better from the line in 20 of 31 games, including a season-best 22-for-23 (95.7%) at St. Bonaventure. Inconsistency has surfaced at inopportune times as SJU shot just 58.6 percent vs. VCU, with 10 misses in the second half, to aid the loss. Individually, the Hawks are led by **Isaiah Miles** (87.6), who ranks 18th in the nation. **Lamar Kimble** is shooting 74.5 percent while **Shavar Newkirk** is hitting 73.8 percent. The upperclassmen have shown great improvement - last year Miles shot 74.6 percent and Newkirk was at 56.9 percent.

GIVE HIM TIME: Hawk fans shouldn't worry if **DeAndre' Bembry** goes scoreless in the first half of a game. It's happened three times this season but the junior still finished with double figures in each of those games (Richmond, Columbia, Niagara).

IRON MAN: **DeAndre' Bembry** ranks 23rd in the nation in minutes played (36.8) and has played all 40 minutes of action in eight games. Last season, he led the nation in minutes played with 38.6 per game, while seeing 40 minutes or more of action in 14 games.

THIRD SCORER: **Aaron Brown** came through for the Hawks against Rhode Island (Jan. 10), scoring 19 points while the Rams were concentrating on leading scorers **DeAndre' Bembry** and **Isaiah Miles**. Brown made 4-of-4 three-point field goals in the game, with the most important being back-to-back shots in the final 4:30, both assisted by Bembry, to stretch the Hawks' lead to seven points.

HAIR TODAY, GONE TOMORROW: **DeAndre' Bembry** showed up to the Rhode Island game on Jan. 10 without his trademark hairstyle - due to a barber's error. But Bembry's game was still the same as he led the Hawks to the 72-67 victory. The junior scored a game-high 22 points, and team-highs of seven rebounds, five assists and three steals.

THE TIME IS NDAO: **Papa Ndao** has been an important player for the Hawks this year, whether coming off the bench or starting. He missed the first six games with a fractured finger, returning to action on Dec. 4 at Columbia. Ndao scored 11 points at Richmond grabbing a career-high eight rebounds, and followed that by matching his career-high with 13 points at George Mason. Ndao sat out the entire 2014-15 season with a medical condition and then suffered a fractured finger during the pre-season which caused him to miss the first six games. His return to the

lineup on Dec. 4 was his first game action since March 20, 2014, when the Hawks faced Connecticut in the NCAA Tournament.

REWARD FOR HARD WORK: **Phil Martelli** announced that junior **Brendan Casper** was awarded a scholarship for the Spring semester. Casper joined the team as a walk-on his freshman year and has seen action in 41 career games. "On a team that works extra hard, no one on a daily basis outworks Brendan. He's a great teammate and a great student and this announcement to the team was met with great joy," said Martelli. Casper had a season-high four points vs. Fordham in his first action as a scholarship player.

HIGH-SCORING HAWKS: SJU has scored 70-plus points in 24 of 31 games to average 76.9 per game. The high was 93 points against Davidson while the single-half high is 62 points in the second half at St. Bonaventure when they totaled 90.

ZEKE'S WEEK: **Isaiah Miles** was named the Big 5 Player of the Week for the third time this season on Feb. 15. His previous Big 5 honors came on Dec. 28 and Feb. 1, while he also earned the Atlantic 10 Player of the Week on Dec. 28, marking the first conference honor of his career.

POMP AND CIRCUMSTANCE: **Javon Baumann**, a redshirt junior, completed his requirements for his bachelor's degree in three-and-a-half years. The native of Germany received his degree in food marketing in December and is currently pursuing his master's in international business. Baumann is the second graduate on the team as **Papa Ndao** earned his degree in May 2015 and is now pursuing his master's degree in health administration.

JAMES' GAME: **James Demery** has certainly stepped up his play this season and **Phil Martelli** credited Demery's mentor and AAU coach Jeff McInnis (former UNC player) with the sophomore's strong play. Demery and McInnis spent some time together on the first weekend of the season and the sophomore has displayed more confidence and aggressiveness this year.

RACKING UP THE MILES: Senior **Isaiah Miles** has had a breakout season and credited his work with assistant coach **David Duda** and a weight loss of close to 20 pounds from last March for his impressive season. **Phil Martelli** said, "It's a credit to him (Miles) because he looks like a different player with the weight loss. He's a senior in practice and he's a senior in the locker room...I'm just delighted for him. It's what you want for a senior. He's a really good person and comes from a wonderful family."

VIVA ITALIA: Freshman **Pierfrancesco Oliva** had a strong outing in his first collegiate game against Drexel - 12 points, four rebounds, four assists and three blocks. He followed that with 12 points, eight rebounds, and five assists in the Niagara win. Oliva had seven points, four rebounds and three assists in 14 minutes in his A-10 debut against Richmond. The freshman, who missed two games with an ankle injury, had a season-high eight rebounds at Fordham (Feb. 6) and is now averaging 4.0 boards on the season. Oliva had a season-high three steals vs. VCU and is among the Hawks' leaders in blocked shots (0.7). The freshman gave SJU a big boost in the GW game, hitting a season-best three three-point field goals, with two in the opening minutes.

JOIN THE CLUB: **DeAndre' Bembry** became the 52nd Hawk player to score over 1,000 points in his Saint Joseph's career. He entered the Buffalo game with 998 points and hit the plateau with a driving layup at the 10:13 mark of the first half. He became the 22nd Hawk to achieve the milestone as a junior. "He's going to be a Hall of Famer here and be

a Big 5 Hall of Famer down the line, but it's not going to be because of his points. It's going to be because of his game. He's a basketball player," said coach **Phil Martelli**. "We've had other guys here get to that number (1,000) because they wanted to get to that number. With him, he wanted to get to 3-0."

FROM THE START: **Pierfrancesco Oliva** became the third freshman in three years to own a spot in the starting lineup on opening day. **DeAndre' Bembry** started all 34 games as a freshman for the Hawks in 2013-14 while **James Demery** was in the starting lineup last season.

SCHOLARS AND ATHLETES: **Papa Ndao**, **Brendan Casper**, **Michael Booth**, **Skylar Scrivano** and student assistant **Kyle Molock** were named to the SJU Athletic Director's Honor Roll for the Fall semester, recognizing students with a 3.0 grade-point average or better.

FEAR THE 'FRO: All-Conference performer **DeAndre' Bembry** was on numerous preseason lists that recognized him as one of the top players in the nation. He was the leading scorer in the Atlantic 10 last season with his 17.7 average and led the Hawks in practically every statistical category, including rebounding (7.7), assists (3.6), steals (1.9) and an NCAA-leading 38.6 minutes per game. The 6-6 junior also topped the league in scoring in A-10 games with his 19.0 average. Bembry became the first SJU player ever to win the conference's scoring title.

LOTS OF FLAPPING: The famed Hawk mascot celebrated its 60th anniversary this season. Originated by Jim Brennan, the Hawk made its debut on Jan. 4, 1956 at the Saint Joseph's-La Salle game at the Palestra. Junior **Timmy Parks** is the 37th student to serve as the mascot.

IN FINE COMPANY: **Phil Martelli** is in an exclusive club of current coaches who have been at one school for 20 seasons. There are eight other Division I coaches in the group who have coached at least two decades: **Jim Boeheim** (Syracuse), **Mike Krzyzewski** (Duke), **Tom Izzo** (Michigan State), **Greg Kampe** (Oakland), **Rick Byrd** (Belmont), **Bob McKillop** (Davidson), **Dave Loos** (Austin Peay) and **Fran O'Hanlon** (Lafayette).

HONORING THE HAWKS: Saint Joseph's 2003-04 Elite Eight team will be one of five teams inducted into the Big 5 Hall of Fame on April 11. That team went 27-0 in the regular season, achieved the nation's number-one ranking and a top seed in the NCAA Tournament before finishing the year 30-2. **Jameer Nelson** was the consensus National Player of the Year while **Phil Martelli** earned National Coach of the Year honors.

FAMILY TIES: Sophomore **Michael Booth** is the grandson of former SJU basketball coach **Harry Booth '62**. The elder Booth owns the distinction of serving as team captain and head coach of both the baseball and basketball teams. He was the head basketball coach from 1974 to 1978. Junior **Brendan Casper's** father, **Rob**, was a member of the Bishop Kenrick High School team coached by **Phil Martelli** in the late 1970's.

ON THE SIDELINES: Senior **Skylar Scrivano** was not able to get on the court this year for the Hawks. The 6-10 forward came to SJU last year from Rider and sat out 2014-15 due to the transfer rule, but suffered an achilles injury in the summer which has caused him to be sidelined for this season.

GAINING NOTICE: **DeAndre' Bembry** has certainly gained the attention of the NBA with his play the past two years and his performance at the Nike Basketball Academy during the summer. At least 25 NBA teams attended SJU practices during the preseason while numerous scouts have been present at this year's games. He's also received a number of

preseason accolades and is on the "watch lists" for the John R. Wooden Award, the Naismith Trophy, the Julius Erving Small Forward Award and the Lute Olson National Player of the Year Award.

HAWK CAPTAIN: Junior **DeAndre' Bembry** was voted team captain by his teammates. Bembry has served as captain for two years in a row. Last season, he was the first sophomore to be chosen a captain in **Phil Martelli's** tenure as head coach of the Hawks, and only the second in school history. The previous sophomore captain was Joe Oakes, who captained the famed "Mighty Mites" team in 1936-37.

SIGN HIM UP: It was announced on October 29, 2015 that head coach **Phil Martelli** and Saint Joseph's had agreed to a multi-year contract extension. Martelli has guided the Hawks to 12 postseason appearances and two Atlantic 10 titles.

PRESEASON PICK: Saint Joseph's was picked to finish seventh in the A-10 10 Preseason Poll, as voted on by media and the league's coaches.

HOME SWEET HOME: This marked the seventh season of Michael J. Hagan '85 Arena. The arena was dedicated in October 2009 after a two-year expansion and renovation of Alumni Memorial Fieldhouse, which was the home of the Hawks since 1949. Saint Joseph's owns a 67-31 record in the seven seasons of Hagan Arena, but a 386-113 overall record in 65 years of Hagan Arena/Alumni Memorial Fieldhouse. SJU went 12-4 this year.

NBA HAWKS: Langston Galloway, a member of SJU's 2014 A-10 Championship team, is currently starring for the New York Knicks. Galloway, who was undrafted, worked his way through the NBA D League and earned a spot on the Knicks in January 2015. His play gained him recognition on the 2014-15 All-Rookie Second Team. Jameer Nelson, the 2004 Consensus National Player of the Year, is in his 12th season in the NBA playing for the Denver Nuggets.

CRADLE OF COACHES: The Saint Joseph's coaching connection is an impressive one. A total of seven Saint Joseph's graduates have gone on to become head coaches in the NBA, and SJU is tied with Illinois for second on the list of universities with alums that have served as NBA head coaches. Indiana tops the list with 11 graduates that have coached in the league. Jim O'Brien was the most recent NBA head coach, and his last year with the Indiana Pacers was in 2010-11. Below is the list of former Hawks who have held positions as NBA head coaches:

<u>Player (Class)</u>	<u>NBA Teams</u>	<u>W-L (yrs.)</u>
Jack Ramsay ('49)	Phila., Buf., Port., Ind.	864-783 (21)
Jim Lynam ('63)	L.A. Clippers, Phila., Wash.	328-392 (10)
Matt Guokas ('67)	Phila., Orlando	230-305 (7)
Paul Westhead ('61)	L.A. Lakers, Chicago, Denver	183-224 (6)
Jack McKinney ('57)	L.A. Lakers, Indiana	135-205 (5)
George Senesky ('43)	Philadelphia	119-97 (3)
Jim O'Brien ('74)	Indiana, Phila., Boston	303-327 (8)

HAWKS IN WAITING: **Phil Martelli** announced that Charles Brown and Gerald Blount had signed National Letters of Intent during the early signing period and will join the program in the Fall of 2016. Blount is a 6-foot-7 forward from the Pomfret School in Connecticut, who averaged 11.3 points, 9.2 rebounds, 3.5 assists and 2.5 blocks per game last season. He earned All-New England Class B Honorable Mention recognition in 2015 in his first season there and also played football for Pomfret. Brown, a 6-6 wing from Philadelphia, is currently attending St. Thomas More in Connecticut. He previously played at George Washington High School in Philadelphia and in 2014-15, was named the MVP of the Public League's B Division as he scored a division-leading 18.4 points per game.

SERIES HISTORY

SAINT JOSEPH'S vs. GEORGE WASHINGTON

All-Time Series: SJU 36-25	Last 5 Games		
SJU Streak: 1 win	2/10/16	W	84-66 A
First Meeting: 1/15/32, GW 43-25	1/3/15	L	60-64 H
Last Meeting: 2/10/16, SJU 84-66	3/5/14	L	71-76 A
Last SJU Win: 2/10/16, 84-66	2/23/13	W	71-59 H
Last GW Win: 1/3/15, 64-60	2/18/12	W	73-66 A
Coach Martelli vs. GW: 16-12			

The Hawks ended their two-game losing streak to GW with the win on Feb. 10, as **Isaiah Miles** had 21 points and nine rebounds, and the Hawks shot 64 percent from the field in the second half... The teams last met in the A-10 Tournament in 2007, with GW scoring the 58-48 win.

SERIES HISTORY

SAINT JOSEPH'S vs. GEORGE MASON

All-Time Series: SJU leads 4-0	Series History			
SJU Streak: 4 wins	1/13/16	W	87-73	A
First Meeting: 3/12/02, SJU 73-64	2/7/15	W	58-54	H
Last Meeting: 1/13/16, 87-73	1/11/14	W	84-80	A
Last SJU Win: 1/13/16, 87-73	3/12/02	W	73-64	A
Last GMU Win: none				
Coach Martelli vs. GMU 3-0				

The teams have won all three meetings with GMU in A-10 play, including an 87-73 win in Fairfax on Jan. 13... SJU and GMU also played in the 2002 NIT in Fairfax where the Hawks scored a 73-64 win.

SERIES HISTORY

SAINT JOSEPH'S vs. SAINT LOUIS

All-Time Series: SLU leads 9-3	Last 5 Games		
SJU Streak: 1 win	2/28/16	W	77-63 H
First Meeting: 1/25/06, SJU 54-39	2/3/15	L	61-68 OT H
Last Meeting: 2/28/16, SJU 77-63	2/5/14	L	49-65 H
Last SJU Win: 2/28/16, 77-63	2/27/13	L	53-70 A
Last SLU Win: 2/3/15, SLU 68-61 OT	2/8/12	L	62-70 H
Coach Martelli vs. Saint Louis: 3-9			

The Hawks snapped a nine-game losing streak vs. Saint Louis with the win on Feb. 28... The teams last met in A-10 Tournament play in 2006 when Saint Joseph's defeated the Billikens in the A-10 Quarterfinals in Atlantic City.

KEEPING IT IN THE FAMILY: **Phil Martelli's** staff consists of three former Hawk players. Assistant coach **Mark Bass**, now in his 17th year, was a junior on Martelli's first team in 1995-96, and as a senior, helped the

Hawks reach the NIT Final in 1997. Assistant coach **Geoff Arnold** played for the Hawks from 1982 to 1986, and was a member of the 1986 Atlantic 10 championship team. Arnold was a member of Martelli's coaching staff for one season in 1995-96, and then returned to Hawk Hill at the start of the 2008-09 season. Director of basketball operations **Rob Sullivan** was a member of the 2004 Elite Eight team.

LOOKING AHEAD: Saint Joseph's is looking to make its third semifinal appearance in the past six years. The last came in 2014 when the Hawks defeated St. Bonaventure in the semifinals and then beat VCU to win the championship.

HAWKS IN THE A-10 STATS

(Final Regular Season)

	Category	All	A-10
DeAndre' Bemby	Scoring	12th	9th-T
	Rebounding	6th	8th
	FG Pct.	- -	14th
	Assists	8th	7th
	Steals	8th-T	9th-T
	Ast/TO Ratio	8th	4th-T
	Def. Reb.	2nd	3rd
	Minutes	6th	10th
Isaiah Miles	Scoring	8th	6th
	Rebounding	5th	6th
	FG Pct.	8th	10th
	FT Pct.	2nd	5th-T
	Blocks	11th	- -
	Off. Reb.	7th	14th
James Demery	Def. Reb.	5th	6th
	FG Pct.	13th	- -
TEAM	Category	All	A-10
	Scoring Off	6th	2nd
	Scoring Def	6th	5th
	Scoring Marg	2nd	2nd
	FT Pct.	4th	6th
	FG Pct.	7th	3rd
	FG Pct. Def	2nd	7th
	3-Pt. Pct.	12th	10th
	3-Pt. Pct. Def	1st	1st
	Reb. Offense	3rd	5th
	Reb. Defense	7th	5th
	Reb. Margin	4th	4th
	Blocks	8th	12th
	Assists	5th	2nd-T
	Steals	11th	10th
	TO Marg	6th	2nd
	Ast/TO Ratio	2nd	2nd
	Off. Rebs	5th	6th
	Def. Rebs	4th	4th
	Def. Reb. Pct.	3rd	1st
	Off. Reb. Pct.	8th	7th
	3-Pt. FG	9th	5th

TOP PERFORMANCES - 2015-16**POINTS**

36 - Isaiah Miles vs. Virginia Tech
 32 - Isaiah Miles at Davidson
 31 - Isaiah Miles vs. VCU
 27- DeAndre' Bemby vs. Saint Louis
 27 - Isaiah Miles vs. Massachusetts
 27 - DeAndre' Bemby vs. Princeton
 26 - DeAndre' Bemby vs. Fordham
 26 - Aaron Brown at Columbia

REBOUNDS

16 - Isaiah Miles at Richmond
 15 - Isaiah Miles vs. Virginia Tech
 15 - Isaiah Miles at Temple
 14 - Isaiah Miles vs. Buffalo
 13 - DeAndre' Bemby vs. Dayton
 13 - DeAndre' Bemby at Temple

ASSISTS

9 - Shavar Newkirk vs. Villanova
 8 - DeAndre' Bemby vs. VCU
 8 - DeAndre' Bemby at Columbia
 8 - DeAndre' Bemby at George Mason

BLOCKS

4 - Isaiah Miles vs. Virginia Tech
 4 - Isaiah Miles vs. Niagara
 3 - DeAndre' Bemby at Columbia
 3 - Isaiah Miles vs. Old Dominion

FREE THROW SHOOTING**Final 5:00 of game (regulation only)**

Player	FTM	FTA	Pct.
Mike Booth	2	2	1.000
Jai Williams	2	2	1.000
Papa Ndao	5	6	.833
Isaiah Miles	26	32	.812
Lamarr Kimble	7	9	.778
Pierfrancesco Oliva	6	8	.750
Chris Clover	3	4	.750
Shavar Newkirk	29	39	.743
James Demery	13	18	.722
Aaron Brown	8	12	.667
DeAndre Bemby	12	24	.500
Brendan Casper	1	2	.500
Javon Baumann	0	1	.000
Totals	119	165	.721

Final 1:00 of game (regulation only)

Player	FTM	FTA	Pct.
Mike Booth	2	2	1.000
Isaiah Miles	12	13	.923
James Demery	7	9	.778
Aaron Brown	5	7	.714
Shavar Newkirk	7	10	.700
Lamarr Kimble	4	6	.667
Pierfrancesco Oliva	1	2	.500
DeAndre' Bemby	3	6	.500
Chris Clover	1	2	.500
Totals	42	58	.724

BIGGEST LEADS

Lead (half)	Opponent	Result
36	Fordham	W
30	La Salle	W
27	at Fordham	W
24	Niagara	W
23	at G. Washington	W
23	at La Salle	W
22	Buffalo	W

BIGGEST DEFICITS

Lead (half)	Opponent	Result
18	St. Bonaventure	L
18	Villanova	L
16	at St. Bonaventure	L
11	at La Salle	W
11	Florida	L
9	Duquesne	L
9	Richmond	W

DUNKS

Player	Dunks
DeAndre' Bemby	27
James Demery	12
Isaiah Miles	9
Aaron Brown	5
Markell Lodge	2
Pierfrancesco Oliva	2

Assists on Dunks

Player	Passes	Lob Passes
Lamarr Kimble	10	1
DeAndre' Bemby	6	1
Shavar Newkirk	5	1
James Demery	3	0
Pierfrancesco Oliva	3	0
Papa Ndao	1	0
Isaiah Miles	1	1

THE LAST TIME . . .

SAINT JOSEPH'S . . .

Won in overtime	66-65 at Temple, 12/13/15
Lost in overtime	70-60 vs. St. Bonaventure, 2/21/15
Won in double overtime	83-81 over Lafayette, 12/29/00
Lost in double overtime	98-93 at St. Bonaventure, 2/29/12
Won in triple overtime	92-86 over Rhode Island, 1/10/09
Played a Top 10 opponent	86-72 loss to #8 Villanova, 12/1/15
Played a ranked opponent	86-72 loss to #8 Villanova, 12/1/15
Defeated a Top 10 opponent	71-66 win over #8 Xavier, 3/6/08
Defeated a Top 25 opponent	79-70 win over #15/13 Dayton, 2/17/16
Was ranked in the Top 25	#5 by AP and ESPN/USA Today, 4/7/04
Won by 50 points or more	114-63 (51 pts) over St. Bonaventure, 1/24/04
Won by 40-49 points	82-42 (40 pts) over Penn, 1/19/08
Won by 30-39 points	81-44 (37 pts) over Rhode Island, 3/6/13
Won by 20-29 points	88-62 (25 pts) over La Salle, 2/13/16
Scored 100 points or more	114-63 win over St. Bonaventure, 1/24/04
Scored less than 50 points	60-49 loss to St. Bonaventure, 3/12/15
Shot 60 percent or better	64.6% vs. Duquesne, 1/15/14
Shot 50-59 percent	56.1% at Davidson, 2/20/16
Shot under 30 percent	25.5% vs. St. Bonaventure, 3/12/15
Made 10 or more 3-point field goals	10 at Massachusetts, 2/24/16
Did not make any 3-point field goals	0 vs. Massachusetts, 2/26/09
Totaled 50 or more rebounds	50 at St. Bonaventure, 1/14/09
Had less than 25 rebounds	19 at La Salle, 2/16/13
Totaled 20 or more assists	21 vs. Saint Louis, 2/28/16
Had 20 or more turnovers	20 at #20 VCU, 1/10/15
Had 15 or more steals	15 vs. Lehigh, 12/20/09
Had 10 or more blocks	10 at Duquesne, 1/12/13
Had 4 players in double figures	vs. Duquesne, 3/5/16
Had 5 players in double figures	at St. Bonaventure, 3/2/16

A SAINT JOSEPH'S PLAYER . . .

Scored 40 or more points	47, Tony Costner vs. Alaska-Anchorage, 12/30/83 **
Scored 30 or more points	32, Isaiah Miles at Davidson, 2/20/16
Scored 25-29 points:	27, DeAndre' Bembry vs. Saint Louis, 2/28/16
Scored 20-24 points:	21, Isaiah Miles vs. Duquesne, 3/5/16
Made 8 or more 3-point field goals:	10, Langston Galloway vs. Fordham, 2/22/14 **
Made 10 or more free throws:	11, Isaiah Miles vs. Virginia Tech, 12/22/15
Shot 100 percent from the field (min. 5 made)	6-for-6, Ronald Roberts, Jr. vs. VCU, 3/16/14
Attempted 15 or more free throws:	15, DeAndre' Bembry vs. Drexel, 11/13/15
Attempted 20 or more field goals:	21, DeAndre' Bembry vs. Rhode Island, 1/10/16
Had 10-19 rebounds:	12, Isaiah Miles vs. Duquesne, 3/5/16
Had 20 or more rebounds:	20, Ahmad Nivins vs. Rhode Island, 1/10/09
Had 10 or more blocks:	10, Dwayne Jones vs. St. Bonaventure, 3/19/05
Had 5-9 blocks:	5, Javon Baumann at La Salle, 1/27/15
Had 5 or more steals:	5, DeAndre' Bembry at La Salle, 1/27/15
Had 10 or more assists:	12, Halil Kanacevic at Penn, 1/18/14
Had a double-double:	Isaiah Miles (21 pts, 12 rebs) vs. Duquesne, 3/5/16
Had a triple-double:	Dwayne Jones (11 pts, 11 rebs, 10 blk) vs. St. Bonaventure, 2/19/05
Played 40 minutes (in regulation):	DeAndre' Bembry vs. Duquesne, 3/5/16

AN OPPONENT . . .

Scored less than 50 points	42 by Loyola Maryland, 12/9/14
Scored less than 40 points	35 by Yale, 11/12/12
Shot under 30 percent	28.3% by Loyola Maryland, 12/9/14
Shot 60 percent or better	63.5% by St. Bonaventure (3/2/16)
Scored 100 points or more	104 by Iona, 11/23/11

** Denotes school record

HAWKS BY THE NUMBERS

SJU's Record in Games....

Decided by 5 points or less	6-1
Decided by 6-10 points	4-4
Decided by 11 points or more	14-2
Played during the day	9-3
Played at night	15-4
Televised	14-4
Home	12-4
Away	10-1
Neutral	2-2
In Overtime	1-0
In November	4-1
In December	6-1
In January	8-1
In February	6-2
In March	0-2
In white uniforms	12-4
In crimson uniforms	12-3
When winning the opening tip-off	8-2

SJU's Record When Scoring....

Less than 60 points	1-0
60-69 points	5-1
70-79 points	11-3
80-89 points	7-1
90-99 points	0-2

SJU's Record When Allowing....

Less than 60 points	3-0
60-69 points	15-0
70-79 points	4-2
80-89 points	2-3
90-100 points	0-2

SJU's Record When....

Leading at the half	19-1
Trailing at the half	4-6
Tied at the half	1-0

SJU's Record When Shooting...

50% or better	3-1
40-49%	17-5
Less than 30%	0-0
Better than opponent	18-2
Worse than opponent	6-5

SJU's Record When...

Outrebounding opponent	17-3
Outrebounded by opponent	6-4
Equal rebounds as opponent	1-0
Committing fewer TOs than opponent	16-3
Committing more TOs than opponent	5-4
Equal TOs as opponent	5-0
Committing 14 or fewer TOs	23-7
Committing 15 or more TOs	1-0
Bembry scores double figures	24-7
Miles scores double figures	24-7
Brown scores double figures	11-4
Four players score double figures	9-2
Five players score double figures	5-2

MISCELLANEOUS STATS

Largest winning margin:	26 vs. La Salle
Largest lead in a game:	36 vs. Fordham
Largest margin of defeat:	14 vs. Villanova
Largest deficit in a game:	18 vs. St. Bonaventure, vs. Villanova
Largest deficit overcome to win:	11 at La Salle
Largest winning margin lost:	13 vs. VCU

THE HAWK

One of the most famous mascots in college sports, the Saint Joseph's Hawk celebrates its 60th anniversary in 2015-16.

The Hawk is best known for staying in constant motion by flapping its wings throughout every basketball game and representing the Saint Joseph's motto, "The Hawk Will Never Die".

The idea for the Hawk as a mascot was originated by Jim Brennan during the 1954-55 season. Brennan, an ex-Marine and SJU cheerleader, at first wanted to secure an actual hawk, but later switched to the costume idea. The student government raised the 120 dollars needed to buy the initial costume, which Brennan donned for three years. He made his debut as the Hawk on January 4, 1956, a 69-56 win over La Salle at the Palestra. The Hawk has not missed a men's basketball game since that first season.

In addition to the constant flapping, the Hawk is also recognized by its "flying" in figure eights around the court during timeouts. The constant motion, coupled with the scrappy play of the University's athletic teams, helped to spawn the school's familiar slogan "The Hawk Will Never Die!" A few years ago, ESPN used a "flap-o-meter" on the national telecast of a Saint Joseph's game to estimate that the Hawk flaps its wings 3,500 times during a regulation game.

The Hawk is unique because it is one of the few mascots in the nation that travels to every game, and the student who holds the position gains a tuition scholarship. The student, who is selected through an interview process during the previous spring semester, also serves as a team manager for the men's basketball team and travels with the squad.

Timmy Parks becomes the 37th student to wear the wings in 2015-16. He is a junior accounting major from Wilmington, Del.



ON THE AIR

TV: Saint Joseph's again had a strong presence on television in 2015-16, with a total of 18 games scheduled for television coverage, with 10 national television appearances. (Complete schedule on page 2)

RADIO: Saint Joseph's will broadcast a total of 27 regular-season games on commercial radio this year, with 19 games on WNTX 990 AM; six games on 610 Sports; and two games on WFIL 560 AM. The Saint Joseph's Sports Network team of **Matt Martucci** and **Joe Lunardi** will provide the play-by-play and color commentary. Martucci, a 2006 Syracuse University graduate, is in his seventh year as full-time play-by-play announcer. Lunardi, in his 26th year on the Hawks' radio broadcasts, is the associate vice president for marketing at Saint Joseph's, and is a college basketball analyst for ESPN.com with his popular "Bracketology" column. Games can also be heard via audio streaming free of charge on **www.SJUHawks.com**.

VIDEO STREAMING: This season, live video broadcasts of many SJU games will be broadcast through the Atlantic 10 Network. A subscription is necessary. (See schedule on pg. 2)

INTERNET: Information for Saint Joseph's basketball is found at SJU's athletics website, **www.SJUHawks.com** with statistics, updated game notes, and live in-game statistics for all Hawk home games, and selected road games. Through Hawks All-Access, fans can follow every home game through audio streaming as well as video streaming for non-televised games. All road games are covered with audio streaming while video streaming also available for selected ones. Video features on the team will also be available on the site.



SAINT JOSEPH'S

The corporate title of "Saint" Joseph's University, which has been in place since Saint Joseph's was granted university status by the Commonwealth of Pennsylvania in 1979, is now the public title of the institution for all aspects of its operations.

Official reference: Saint Joseph's University
Saint Joseph's

Acceptable in headlines or informal references:
Saint Joseph's
SJU
St. Joe's

UNACCEPTABLE: St. Joseph's

**For articles on the Hawks, go to
"Hawks in the News" on SJUHawks.com**

<http://tinyurl.com/SJUclippings>

Media Guide Online at SJUHawks.com

<http://tinyurl.com/SJUMediaGuide-1516>

CAREER HIGHS

#34 JAVON BAUMANN

PTS: 11 vs. Western Kentucky (11/27/14)
 REB: 8 vs. FDU (11/14/14)
 AST: 2 (5x) last at La Salle (1/27/15)
 FGM: 5 vs. Western Kentucky (11/27/14)
 FGA: 6 vs. Western Kentucky (11/27/14)
 3FGM: --
 3FGA: --
 FTM: 2 vs. Vermont (11/22/14)
 FTA: 4 (2x) last vs. Vermont (11/22/14)
 BLK: 5 (2x) last at La Salle (1/27/15)
 STL: 4 vs. Vermont (11/22/14)
 TO: 3 (3x) last vs. Richmond (2/28/15)
 MIN: 32 vs. Western Kentucky (11/27/14)

#43 DeANDRE' BEMBRY

PTS: 33 at Massachusetts (2/25/15)
 REB: 17 vs. Davidson (1/31/15)
 AST: 9 vs. La Salle (3/4/15)
 FGM: 11 (3x) last vs. Saint Louis (2/28/16)
 FGA: 22 vs. Penn (1/24/15)
 3FGM: 6 at St. Bonaventure (1/18/15)
 3FGA: 10 at Duquesne (1/7/15)
 FTM: 11 (2x) last vs. Drexel (11/13/15)
 FTA: 15 vs. Drexel (11/13/15)
 BLK: 4 vs. Old Dominion (11/22/15)
 STL: 5 (2x) last at La Salle (1/27/15)
 TO: 6 (2x) last vs. St. Bonaventure (2/21/15)
 MIN: 45 (3x) last vs. St. Bonaventure (2/21/15)

#3 MIKE BOOTH

PTS: 2 vs. Virginia Tech (12/22/15)
 REB: 1 (3x) last vs. La Salle (2/13/16)
 FGM: --
 FGA: 1 (3x) last vs. La Salle (2/13/16)
 3FGM: --
 3FGA: 1 (2x) last vs. Fordham (1/16/16)
 FTM: 2 vs. Virginia Tech (12/22/15)
 FTA: 2 (2x) last vs. Virginia Tech (12/22/15)
 AST: --
 BLK: --
 STL: --
 TO: --
 MIN: 2 (6x) last vs. La Salle (2/13/16)

#2 AARON BROWN

PTS: 26 at Columbia (12/4/15)
 REB: 9 at Temple (12/13/15)
 FGM: 11 at Columbia (12/4/15)
 FGA: 16 (3x) last vs. Duquesne, 3/5/16
 3FGM: 4 vs. Rhode Island (1/10/16)
 3FGA: 6 (2x) last vs. Duquesne, 3/5/16
 FTM: 7 vs. LIU Brooklyn (11/25/14)
 FTA: 9 vs. LIU Brooklyn (11/25/14)
 AST: 6 at Dayton (2/19/15)
 BLK: 1 (4x) last vs. Princeton (12/8/15)
 STL: 2 (4x) last vs. Duquesne, 3/5/16
 TO: 4 (3x) last at Rhode Island (3/7/15)
 MIN: 39 (2x) last at Temple (12/13/15)

#20 BRENDAN CASPER

PTS: 9 at Villanova (12/6/14)
 REB: 9 at Villanova (12/6/14)
 AST: 2 at VCU (1/10/15)
 FGM: 4 at Villanova (12/6/14)
 FGA: 9 at Villanova (12/6/14)
 3FGM: 1 vs. Loyola Maryland (12/9/14)
 3FGA: 2 vs. Loyola Maryland (12/9/14)
 FTM: 2 at Penn (1/18/14)
 FTA: 5 at VCU (1/10/15)
 BLK: 1 (2x) last at Villanova (12/6/14)
 STL: 2 at Villanova (12/6/14)
 TO: 5 at Villanova (12/6/14)
 MIN: 20 at Villanova (12/6/14)

#11 CHRIS CLOVER

PTS: 3 (3x) last vs. La Salle (2/13/16)
 REB: 2 vs. Old Dominion (11/22/15)
 FGM: 1 (2x) last vs. Illinois State (12/19/15)
 FGA: 5 vs. Niagara (11/15/15)
 3FGM: 1 vs. Niagara (11/15/15)
 3FGA: 2 (3x) last vs. Fordham (1/16/16)
 FTM: 3 vs. La Salle (2/13/16)
 FTA: 4 vs. La Salle (2/13/16)
 AST: 1 vs. Fordham (1/16/16)
 BLK: --
 STL: 1 at Fordham (1/16/16)
 TO: 2 at Fordham (2/6/16)
 MIN: 8 vs. Niagara (11/15/15)

#25 JAMES DEMERY

PTS: 17 (2x) last vs. La Salle (2/13/16)
 REB: 7 (4x) last at Rhode Island (1/30/16)
 FGM: 7 (2x) last vs. La Salle (2/13/16)
 FGA: 13 vs. Florida (11/21/15)
 3FGM: 3 at George Mason (1/13/16)
 3FGA: 4 at George Mason (1/13/16)
 FTM: 5 (2x) last vs. Massachusetts (1/27/16)
 FTA: 8 at VCU (1/10/15)
 AST: 4 at Fordham (2/15/15)
 BLK: 2 at Duquesne (1/7/15)
 STL: 3 (2x) last vs. La Salle (2/13/16)
 TO: 5 at St. Bonaventure (1/18/15)
 MIN: 37 vs. St. Bonaventure (2/21/15)

#0 LAMARR KIMBLE

PTS: 13 (2x) last vs. Dayton (2/17/16)
 REB: 3 vs. Princeton (12/8/15)
 FGM: 4 (6x) last at St. Bonaventure (3/2/16)
 FGA: 10 at Temple (12/13/15)
 3FGM: 3 (3x) last vs. Duquesne, 3/5/16
 3FGA: 5 (2x) last vs. Duquesne, 3/5/16
 FTM: 4 (2x) last vs. St. Bonaventure (2/3/16)
 FTA: 6 (3x) last vs. Saint Louis (2/28/16)
 AST: 6 (3x) last vs. Saint Louis (2/28/16)
 BLK: 1 (3x) last vs. Duquesne, 3/5/16
 STL: 2 (2x) last at Temple (12/13/15)
 TO: 3 (4x) last at St. Bonaventure (3/2/16)
 MIN: 24 at St. Bonaventure (3/2/16)

#23 MARKELL LODGE

PTS: 4 vs. Niagara (11/15/15)
 REB: 6 vs. Niagara (11/15/15)
 FGM: 2 vs. Niagara (11/15/15)
 FGA: 3 vs. Niagara (11/15/15)
 3FGM: --
 3FGA: --
 FTM: 2 vs. Old Dominion (11/22/15)
 FTA: 2 (2x) last vs. Villanova (12/1/15)
 AST: --
 BLK: 1 vs. Florida (11/21/15)
 STL: --
 TO: 1 (2x) last vs. Buffalo (11/18/15)
 MIN: 11 vs. Niagara (11/15/15)

#15 ISAIAH MILES

PTS: 36 vs. Virginia Tech (12/22/15)
 REB: 16 at Richmond (1/2/16)
 AST: 5 vs. Dayton (2/17/16)
 FGM: 12 at Davidson (2/20/16)
 FGA: 18 (2x) last at Davidson (2/20/16)
 3FGM: 5 at Dayton (2/19/15)
 3FGA: 9 at Dayton (2/19/15)
 FTM: 11 vs. Virginia Tech (12/22/15)
 FTA: 12 vs. Virginia Tech (12/22/15)
 BLK: 4 (2x) last vs. Virginia Tech (12/22/15)
 STL: 3 (2x) last vs. St. Bonaventure (2/21/15)
 TO: 4 at Temple (12/13/15)
 MIN: 42 at Temple (12/13/15)

#12 PAPA NDAO

PTS: 13 (2x) last at George Mason (1/13/16)
 REB: 8 (2x) last vs. St. Bonaventure (2/3/16)
 FGM: 4 (3x) last at George Mason (1/13/16)
 FGA: 10 at George Mason (1/13/16)
 3FGM: 3 (6x) last at Fordham (2/6/16)
 3FGA: 8 at George Mason (1/13/16)
 FTM: 4 (2x) last vs. Md. Eastern Shore (12/29/15)
 FTA: 6 vs. Md. Eastern Shore (12/29/15)
 AST: 4 at Fordham (2/6/16)
 BLK: 4 vs. Morgan State (12/28/11)
 STL: 2 (4x) last vs. Dayton (2/17/16)
 TO: 5 vs. Coppin State (12/21/11)
 MIN: 37 at George Mason (1/11/14)

#1 SHAVAR NEWKIRK

PTS: 19 at St. Bonaventure (3/2/16)
 REB: 5 (3x) last vs. St. Bonaventure (2/3/16)
 FGM: 7 at St. Bonaventure (3/2/16)
 FGA: 12 (2x) last at St. Bonaventure (3/2/16)
 3FGM: 3 (2x) last at Fordham (2/6/16)
 3FGA: 5 (3x) last at La Salle (1/24/16)
 FTM: 8 at George Mason (1/13/16)
 FTA: 10 at George Mason (1/13/16)
 AST: 9 vs. Villanova (12/1/15)
 BLK: 2 at Gonzaga (11/19/14)
 STL: 3 (2x) last at Massachusetts (2/24/16)
 TO: 5 (2x) last at Denver (12/29/14)
 MIN: 31 vs. Villanova (12/1/15)

#24 PIERFRANCESCO OLIVA

PTS: 12 vs. Niagara (11/15/15)
 REB: 8 (2x) last at Fordham (2/6/16)
 FGM: 3 (5x) last vs. La Salle (2/13/16)
 FGA: 10 vs. Niagara (11/15/15)
 3FGM: 3 at George Washington (2/10/16)
 3FGA: 6 vs. Niagara (11/15/15)
 FTM: 4 (2x) last vs. Niagara (11/15/15)
 FTA: 6 vs. Niagara (11/15/15)
 AST: 5 (2x) last vs. Virginia Tech (12/22/15)
 BLK: 3 vs. Old Dominion (11/22/15)
 STL: 3 vs. VCU (1/5/16)
 TO: 3 vs. Drexel (11/13/15)
 MIN: 30 vs. Niagara (11/15/15)

#21 KYLE THOMPSON

PTS: 2 vs. Loyola Maryland (12/9/14)
 REB: 2 vs. Illinois State (12/19/15)
 FGM: 1 vs. Loyola Maryland (12/9/14)
 FGA: 1 (3x) last at Fordham (2/6/16)
 3FGM: --
 3FGA: 1 at Fordham (2/6/16)
 FTM: 1 at Marist (12/20/14)
 FTA: 2 at Marist (12/20/14)
 AST: 1 (2x) last at Fordham (2/6/16)
 BLK: --
 STL: --
 TO: --
 MIN: 2 (6x) last vs. La Salle (2/13/16)

#32 JAI WILLIAMS

PTS: 8 vs. George Mason (2/7/15)
 REB: 3 at Massachusetts (2/25/15)
 AST: 1 at La Salle (1/27/15)
 FGM: 3 vs. George Mason (2/7/15)
 FGA: 4 vs. George Mason (2/7/15)
 3FGM: --
 3FGA: --
 FTM: 2 vs. George Mason (2/7/15)
 FTA: 3 vs. George Mason (2/7/15)
 BLK: 1 (4x) last vs. George Mason (2/7/15)
 STL: 1 (3x) last vs. George Mason (2/7/15)
 TO: 2 (3x) last vs. Fordham (1/16/16)
 MIN: 19 vs. George Mason (2/7/15)

SEASON HIGHS

#34 JAVON BAUMANN

PTS: 2 at George Washington (2/10/16)
 REB: 4 vs. Duquesne (3/5/16)
 AST: 1 (2x) last at Fordham (2/6/16)
 FGM: 1 at George Washington (2/10/16)
 FGA: 1 (2x) last at George Washington (2/10/16)
 3FGM: --
 3FGA: --
 FTM: 1 (4x) last at Penn (1/20/16)
 FTA: 3 at Penn (1/20/16)
 BLK: 1 (3x) last vs. Dayton (2/17/16)
 STL: 1 (2x) last at George Washington (2/10/16)
 TO: 1 vs. Drexel (11/13/15)
 MIN: 11 at George Mason (1/13/16)

#43 DeANDRE' BEMBRY

PTS: 27 vs. Princeton (12/8/15)
 REB: 13 at Temple (12/13/15)
 AST: 8 (2x) last vs. VCU (1/5/16)
 FGM: 11 (3x) last vs. Saint Louis (2/28/16)
 FGA: 21 vs. Rhode Island (1/10/16)
 3FGM: 4 vs. Illinois State (12/19/15)
 3FGA: 8 at Columbia (12/4/15)
 FTM: 11 vs. Drexel (11/13/15)
 FTA: 15 vs. Drexel (11/13/15)
 BLK: 4 vs. Old Dominion (11/22/15)
 STL: 4 (4x) last at La Salle (1/24/16)
 TO: 4 (6x) last vs. Saint Louis (2/28/16)
 MIN: 40 (8x) last vs. Duquesne (3/5/16)

#3 MIKE BOOTH

PTS: 2 vs. Virginia Tech (12/22/15)
 REB: 1 vs. La Salle (2/13/16)
 FGM: --
 FGA: 1 (2x) last vs. Fordham (1/16/16)
 3FGM: --
 3FGA: 1 (2x) last vs. Fordham (1/16/16)
 FTM: 2 vs. Virginia Tech (12/22/15)
 FTA: 2 vs. Virginia Tech (12/22/15)
 AST: --
 BLK: --
 STL: --
 TO: --
 MIN: 2 vs. La Salle (2/13/16)

#2 AARON BROWN

PTS: 26 at Columbia (12/4/15)
 REB: 9 at Temple (12/13/15)
 FGM: 11 at Columbia (12/4/15)
 FGA: 16 (2x) last vs. Duquesne (3/5/16)
 3FGM: 4 vs. Rhode Island (1/10/16)
 3FGA: 6 at St. Bonaventure (3/2/16)
 FTM: 5 vs. Drexel (11/13/15)
 FTA: 5 (2x) last vs. Dayton (2/17/16)
 AST: 3 (2x) last at St. Bonaventure (3/2/16)
 BLK: 1 vs. Princeton (12/8/15)
 STL: 2 (2x) last vs. Duquesne (3/5/16)
 TO: 3 (2x) last at Richmond (1/2/16)
 MIN: 39 at Temple (12/13/15)

#20 BRENDAN CASPER

PTS: 4 vs. Fordham (1/16/16)
 REB: 1 (4x) last at Fordham (2/6/16)
 AST: --
 FGM: 1 (3x) last at Fordham (2/6/16)
 FGA: 2 vs. Illinois State (12/19/15)
 3FGM: 1 vs. Fordham (1/16/16)
 3FGA: 1 (2x) last vs. Fordham (1/16/16)
 FTM: 1 vs. Fordham (1/16/16)
 FTA: 2 vs. Fordham (1/16/16)
 BLK: --
 STL: 1 vs. Fordham (1/16/16)
 TO: 1 (3x) last at Fordham (2/6/16)
 MIN: 4 vs. Fordham (1/16/16)

#11 CHRIS CLOVER

PTS: 3 (3x) last vs. La Salle (2/13/16)
 REB: 2 vs. Old Dominion (11/22/15)
 FGM: 1 (2x) last vs. Illinois State (12/19/15)
 FGA: 5 vs. Niagara (11/15/15)
 3FGM: 1 vs. Niagara (11/15/15)
 3FGA: 2 (3x) last vs. Fordham (1/16/16)
 FTM: 3 vs. La Salle (2/13/16)
 FTA: 4 vs. La Salle (2/13/16)
 AST: 1 vs. Fordham (1/16/16)
 BLK: --
 STL: 1 at Fordham (1/16/16)
 TO: 2 at Fordham (2/6/16)
 MIN: 8 vs. Niagara (11/15/15)

#25 JAMES DEMERY

PTS: 17 (2x) last vs. La Salle (2/13/16)
 REB: 7 (2x) last at Rhode Island (1/30/16)
 FGM: 7 (2x) last vs. La Salle (2/13/16)
 FGA: 13 vs. Florida (11/21/15)
 3FGM: 3 at George Mason (1/13/16)
 3FGA: 4 at George Mason (1/13/16)
 FTM: 5 (2x) last vs. Massachusetts (1/27/16)
 FTA: 6 (4x) last vs. Dayton (2/17/16)
 AST: 2 vs. Florida (11/21/15)
 BLK: 1 (3x) last vs. Massachusetts (1/27/16)
 STL: 3 vs. La Salle (2/13/16)
 TO: 4 vs. Rhode Island (1/10/16)
 MIN: 30 vs. Florida (11/21/15)

#0 LAMARR KIMBLE

PTS: 13 (2x) last vs. Dayton (2/17/16)
 REB: 3 vs. Princeton (12/8/15)
 FGM: 4 (6x) last at St. Bonaventure (3/2/16)
 FGA: 10 at Temple (12/13/15)
 3FGM: 3 (3x) last vs. Duquesne, 3/5/16
 3FGA: 5 (2x) last vs. Duquesne, 3/5/16
 FTM: 4 (2x) last vs. St. Bonaventure (2/3/16)
 FTA: 6 (3x) last vs. Saint Louis (2/28/16)
 AST: 6 (3x) last vs. Saint Louis (2/28/16)
 BLK: 1 (3x) last vs. Duquesne, 3/5/16
 STL: 2 (2x) last at Temple (12/13/15)
 TO: 3 (4x) last at St. Bonaventure (3/2/16)
 MIN: 24 at St. Bonaventure (3/2/16)

#23 MARKELL LODGE

PTS: 4 vs. Niagara (11/15/15)
 REB: 6 vs. Niagara (11/15/15)
 FGM: 2 vs. Niagara (11/15/15)
 FGA: 3 vs. Niagara (11/15/15)
 3FGM: --
 3FGA: --
 FTM: 2 vs. Old Dominion (11/22/15)
 FTA: 2 (2x) last vs. Villanova (12/1/15)
 AST: --
 BLK: 1 vs. Florida (11/21/15)
 STL: --
 TO: 1 (2x) last vs. Buffalo (11/18/15)
 MIN: 11 vs. Niagara (11/15/15)

#15 ISAIAH MILES

PTS: 36 vs. Virginia Tech (12/22/15)
 REB: 16 at Richmond (1/2/16)
 AST: 5 vs. Dayton (2/17/16)
 FGM: 12 at Davidson (2/20/16)
 FGA: 18 vs. Virginia Tech (12/22/15)
 3FGM: 4 (2x) last at Massachusetts (2/24/16)
 3FGA: 9 vs. Duquesne (3/5/16)
 FTM: 11 vs. Virginia Tech (12/22/15)
 FTA: 12 vs. Virginia Tech (12/22/15)
 BLK: 4 (2x) last vs. Virginia Tech (12/22/15)
 STL: 2 (4x) last at George Washington (2/10/16)
 TO: 4 at Temple (12/13/15)
 MIN: 42 at Temple (12/13/15)

#12 PAPA NDAO

PTS: 13 at George Mason (1/13/16)
 REB: 8 (2x) last vs. St. Bonaventure (2/3/16)
 FGM: 4 (2x) last at George Mason (1/13/16)
 FGA: 10 at George Mason (1/13/16)
 3FGM: 3 (4x) last at Fordham (2/6/16)
 3FGA: 8 at George Mason (1/13/16)
 FTM: 4 vs. Md. Eastern Shore (12/29/15)
 FTA: 6 vs. Md. Eastern Shore (12/29/15)
 AST: 4 at Fordham (2/6/16)
 BLK: 3 at Massachusetts (2/24/16)
 STL: 3 vs. Virginia Tech (12/22/15)
 TO: 2 (7x) last vs. La Salle (2/13/16)
 MIN: 32 at Massachusetts (2/24/16)

#1 SHAVAR NEWKIRK

PTS: 19 at St. Bonaventure (3/2/16)
 REB: 5 vs. St. Bonaventure (2/3/16)
 FGM: 7 at St. Bonaventure (3/2/16)
 FGA: 12 (2x) last at St. Bonaventure (3/2/16)
 3FGM: 3 (2x) last at Fordham (2/6/16)
 3FGA: 5 (4x) last at Massachusetts (2/24/16)
 FTM: 8 at George Mason (1/13/16)
 FTA: 10 at George Mason (1/13/16)
 AST: 9 vs. Villanova (12/1/15)
 BLK: 1 (4x) last vs. Massachusetts (1/27/16)
 STL: 3 at George Washington (2/10/16)
 TO: 4 vs. Md. Eastern Shore (12/29/15)
 MIN: 31 vs. Villanova (12/1/15)

#24 PIERFRANCESCO OLIVA

PTS: 12 vs. Niagara (11/15/15)
 REB: 8 (2x) last at Fordham (2/6/16)
 FGM: 3 (5x) last vs. La Salle (2/13/16)
 FGA: 10 vs. Niagara (11/15/15)
 3FGM: 3 at George Washington (2/10/16)
 3FGA: 6 vs. Niagara (11/15/15)
 FTM: 4 (2x) last vs. Niagara (11/15/15)
 FTA: 6 vs. Niagara (11/15/15)
 AST: 5 (2x) last vs. Virginia Tech (12/22/15)
 BLK: 3 vs. Old Dominion (11/22/15)
 STL: 3 vs. VCU (1/5/16)
 TO: 3 vs. Drexel (11/13/15)
 MIN: 30 vs. Niagara (11/15/15)

#21 KYLE THOMPSON

PTS: --
 REB: 2 vs. Illinois State (12/19/15)
 FGM: --
 FGA: 1 at Fordham (2/6/16)
 3FGM: --
 3FGA: 1 at Fordham (2/6/16)
 FTM: --
 FTA: --
 AST: 1 at Fordham (2/6/16)
 BLK: --
 STL: --
 TO: --
 MIN: 2 (3x) last vs. La Salle (2/13/16)

#32 JAI WILLIAMS

PTS: 2 vs. Drexel (11/13/15)
 REB: 1 (2x) last vs. Virginia Tech (12/22/15)
 AST: --
 FGM: 1 vs. Drexel (11/13/15)
 FGA: 1 vs. Drexel (11/13/15)
 3FGM: --
 3FGA: --
 FTM: --
 FTA: --
 BLK: --
 STL: --
 TO: 2 vs. Fordham (1/16/16)
 MIN: 7 vs. Drexel (11/13/15)

GAME RECAPS

Game 1: November 13, 2015 - Hagan Arena

SIU 82 - Drexel 81

DeAndre' Bembry scored 23 points and Aaron Brown added 15 points as Saint Joseph's defeated Drexel, 82-81, in the season opener for both teams before a sold-out crowd at Hagan Arena. Isaiah Miles had a double-double with 13 points and 10 rebounds while freshman **Pierfrancesco Oliva** scored 12 points in his collegiate debut. The Hawks held a 77-65 lead on a three-pointer by Oliva with 2:34 to play, but Drexel outscored SIU, 13-6, to pull within 82-78 with 18 seconds remaining. The Hawks missed four free throws in the final 18 seconds and Drexel's Rashann London hit a three-pointer at the buzzer to provide the final margin. Although Saint Joseph's led, 61-51 with under nine minutes to play in the second half, Drexel cut it to 62-56. Layups by Bembry, Oliva and four straight points from James Demery maintained the Hawks' cushion and built the lead to 70-51. The teams traded baskets with Bembry scoring another and Miles dunking in an offensive rebounds, to give SIU a 74-65 edge. After a Drexel miss, Oliva connected on the three-pointer to push the Hawks' lead to 77-65. Bembry shot 11-for-15 from the foul line and 8-for-12 from the field. Miles was 5-for-9 as the Hawks connected on 53.8 percent from the field in the second half. Oliva added four rebounds, four assists and three blocked shots in his debut. The teams combined to shoot 67 free throws in the game, with Saint Joseph's going 28-39 from the line.

Drexel 0-1

##	Player	fg	fga	3-pt	ft	fta	of	de	tot	pf	tp	a	to	blk	s	min
24	Williams, Rodney	f	2	2	0	0	1	4	0	3	3	3	5	1	0	1
32	Abif, Kazembe	f	4	6	0	0	0	0	2	5	7	5	8	0	2	0
02	Mojica, Sammy	g	1	2	0	0	0	0	1	0	1	5	2	0	1	0
12	Allen, Terrell	g	7	13	1	3	3	3	2	0	2	2	18	4	1	0
13	London, Rashann	g	3	11	1	6	4	4	0	4	4	2	11	3	3	0
01	Fields, Ahmad	g	3	8	0	1	3	4	2	3	5	5	9	0	0	0
05	Williams, Austin	g	1	4	0	0	2	4	3	2	5	1	4	1	0	0
11	Allen, Tavon	g	6	15	3	6	5	5	0	0	0	3	20	2	1	0
15	Bah, Mohamed	g	2	3	0	0	0	4	0	5	5	1	4	0	1	0
55	Myles, Tyshawn	g	0	0	0	0	0	0	0	0	0	1	0	0	0	8
TEAM							5	5	1				1			
Totals.....		29	64	5	16	18	28	15	22	37	29	81	11	10	3	4

TOTAL FG% 1st Half: 9-22 40.9%
3-Pt. FG% 1st Half: 0-3 0.0%
F Throw % 1st Half: 16-21 76.2%

2nd Half: 20-42 47.6%
2nd Half: 5-13 38.5%
2nd Half: 2-7 28.6%

Game: 45.3%
Game: 31.3%
Game: 64.3%

DEADBALL
REBOUNDS
5

Saint Joseph's 1-0

##	Player	fg	fga	3-pt	ft	fta	of	de	tot	pf	tp	a	to	blk	s	min
15	MILES, Isaiah	f	5	9	1	4	2	2	4	6	10	1	13	1	3	1
24	OLIVA, P	f	3	6	2	4	4	4	2	2	4	4	12	4	3	0
43	BEMBRY, DeAndre'	f	6	12	0	2	11	15	1	2	3	2	23	2	3	1
01	NEWKIRK, Shavar	g	1	6	0	1	4	6	0	3	3	3	6	4	1	0
02	BROWN, Aaron	g	5	10	0	3	5	5	4	1	5	2	15	0	1	0
00	KIMBLE, Lamarr	g	1	2	1	2	0	0	0	1	1	1	3	1	2	0
11	CLOVER, Chris	g	0	2	0	1	0	0	0	0	1	0	0	0	0	3
20	CASPER, Brendan	g	0	0	0	0	0	0	0	0	0	0	0	0	0	0
23	LODGE, Markell	g	0	0	0	0	0	0	0	0	2	0	0	0	0	3
25	DEMERY, James	g	3	5	0	1	1	5	1	4	5	0	7	0	0	0
32	WILLIAMS, Jai	g	1	1	0	0	0	0	0	1	2	2	0	0	0	5
34	BAUMANN, Javon	g	0	0	0	0	1	2	0	0	0	5	1	0	0	7
TEAM							4	4					2			
Totals.....		25	53	4	18	28	39	12	24	36	23	82	12	16	6	5

TOTAL FG% 1st Half: 11-27 40.7%
3-Pt. FG% 1st Half: 3-13 23.1%
F Throw % 1st Half: 19-22 86.4%

2nd Half: 14-26 53.8%
2nd Half: 1-5 20.0%
2nd Half: 9-17 52.9%

Game: 47.2%
Game: 22.2%
Game: 71.8%

DEADBALL
REBOUNDS
6

Officials: Dennis Allocco, Gary Pucino, John Gwynn
Technical fouls: Drexel-TEAM. Saint Joseph's-None.
Attendance: 4,200

Score by Periods
Drexel 34 47 81
Saint Joseph's 44 38 82

Game 2: November 15, 2015 - Hagan Arena

Hall of Fame Tip-Off

SIU 73 - Niagara 62

Saint Joseph's scored the first 14 points of the second half en route to a 73-62 win over Niagara in the first game of the Hall of Fame Tip-Off at Hagan Arena. **Isaiah Miles** and **Aaron Brown** scored 14 points apiece while **DeAndre' Bembry** and freshman **Pierfrancesco Oliva** each scored 12. Bembry, who was scoreless in the first half, netted eight straight points in the first 75 seconds of the second half to give the Hawks a 42-31 lead. Miles had five points in that 14-0 run which gave SIU a 48-31 lead with 14:15 to play. Oliva added a team-high eight rebounds along with five assists, while Bembry handed out seven assists for Saint Joseph's, which shot 51.6 percent from the field in the second half. Miles shot 5-for-7 in the game and had a team-high four blocks. The teams traded leads in the first half as Niagara connected on six three-pointers in the half. The visitors' biggest lead was 17-13 with over eight minutes to play, but Saint Joseph's went on a 9-0 run, with seven points from Brown, to take a 21-17 lead with 6:09 to play in the half, and eventually a 34-28 halftime lead. Saint Joseph's led by as many as 24 points in the contest.

Niagara 0-2

##	Player	fg	fga	3-pt	ft	fta	of	de	tot	pf	tp	a	to	blk	s	min
11	PROCHET, Marvin	f	4	8	1	2	0	2	1	5	6	2	9	1	2	0
21	SATCHEL, Justin	f	5	9	3	6	0	0	1	5	6	0	13	0	1	0
02	BLACKMAN, Emile	g	1	12	1	4	2	2	0	4	4	1	5	2	0	1
12	DAVIS, Karonn	g	2	6	0	4	1	2	0	3	3	3	5	2	3	0
13	SCOTT, Matt	g	3	12	2	5	6	7	2	6	8	4	14	3	3	2
00	BARTON, Chris	g	3	11	2	6	0	0	0	0	0	3	8	2	1	0
01	FOWLER, Cameron	g	0	2	0	1	0	0	0	1	4	0	1	1	0	0
04	COLLIER, Romero	g	0	1	0	1	0	0	0	0	0	0	0	1	0	0
20	TAYLOR, Maurice	g	1	1	0	0	0	2	3	2	5	1	2	0	1	0
30	TEW, Ali	g	0	1	0	0	2	2	0	3	3	2	2	0	2	1
32	ROBB, Dominic	g	1	3	0	0	2	2	3	0	3	3	4	0	1	0
TEAM							4	2	6							
Totals.....		20	66	9	29	13	19	15	30	45	23	62	11	16	3	6

TOTAL FG% 1st Half: 8-31 25.8%
3-Pt. FG% 1st Half: 6-17 35.3%
F Throw % 1st Half: 6-10 60.0%

2nd Half: 12-35 34.3%
2nd Half: 3-12 25.0%
2nd Half: 7-9 77.8%

Game: 30.3%
Game: 31.0%
Game: 68.4%

DEADBALL
REBOUNDS
3

Saint Joseph's 2-0

##	Player	fg	fga	3-pt	ft	fta	of	de	tot	pf	tp	a	to	blk	s	min
15	MILES, Isaiah	f	5	7	2	3	2	2	0	4	4	1	14	1	4	2
24	OLIVA, P	f	3	10	2	6	4	6	3	5	8	2	12	5	1	2
43	BEMBRY, DeAndre'	f	6	11	0	1	0	1	1	5	6	3	12	7	3	1
01	NEWKIRK, Shavar	g	1	3	0	0	4	4	0	4	4	0	6	2	1	0
02	BROWN, Aaron	g	5	11	1	3	3	3	0	4	4	2	14	0	2	0
00	KIMBLE, Lamarr	g	0	4	0	2	2	4	0	2	2	2	2	3	0	1
11	CLOVER, Chris	g	1	5	1	2	0	0	0	0	0	2	3	0	0	0
20	CASPER, Brendan	g	0	0	0	0	0	0	0	0	0	0	0	0	0	1
23	LODGE, Markell	g	2	3	0	0	0	0	2	4	6	5	4	0	1	0
25	DEMERY, James	g	3	5	0	1	0	1	0	3	3	6	0	0	0	0
34	BAUMANN, Javon	g	0	0	0	0	0	0	0	0	0	0	0	0	0	2
TEAM							1	2	3							
Totals.....		26	59	6	18	15	21	7	33	40	20	73	18	12	7	5

TOTAL FG% 1st Half: 10-28 35.7%
3-Pt. FG% 1st Half: 4-12 33.3%
F Throw % 1st Half: 10-12 83.3%

2nd Half: 16-31 51.6%
2nd Half: 2-6 33.3%
2nd Half: 5-9 55.6%

Game: 44.1%
Game: 33.3%
Game: 71.4%

DEADBALL
REBOUNDS
3

Officials: Bill McCarthy, Brian Dorsey, Wally Rutecki
Technical fouls: Niagara-None. Saint Joseph's-None.
Attendance: 3486

Score by Periods
Niagara 28 34 62
Saint Joseph's 34 39 73

Game 3: November 18, 2015 - Hagan Arena

Hall of Fame Tip-Off

SIU 89 - Buffalo 67

Isaiah Miles tied his career-highs with 24 points and 14 rebounds and **DeAndre' Bembry** scored the 1,000th point of his career as Saint Joseph's defeated Buffalo, 89-67, in the Hall of Fame Tip-Off at Hagan Arena. Miles shot 7-for-11 from the field, and went 8-for-8 from the foul line, while keying a 21-0 run for the Hawks early in the first half. Sophomores **Shavar Newkirk** set a new career-high with 12 points as did **James Demery** with 13 points. Bembry scored his 1,000th point on a drive at 10:13 of the first half. The junior, who entered the game with 998 career points in 68 games, became the 52nd Hawk to reach the milestone and the 22nd to do so in his third season. Buffalo took a quick 5-2 lead at 17:18 but then the Hawks rattled off 21 consecutive points in a span of just over five minutes. **Pierfrancesco Oliva** started the run with a three-pointer and Miles chipped in with seven points and Demery added five as the Hawks took their biggest lead, 21-5, at 11:17. The Bulls ended their scoreless string at 11:06 on a three-pointer. The Hawks took their biggest lead of the half, 45-25, on a three-pointer by Miles with 1:35 remaining, as SIU owned a 46-28 edge at halftime. Buffalo chipped away at the Hawks lead and cut it to 56-44 at 14:02. Saint Joseph's then scored eight in a row, with four from Demery, to regain the 20-point margin. The Hawks shot 47 percent in the game and committed just six turnovers.

Buffalo 1-2

##	Player	fg	fga	3-pt	ft	fta	of	de	tot	pf	tp	a	to	blk	s	min
04	KADIRI, David	f	1	2	0	0	0	0	1	3	4	4	6	0	1	0
34	SMART, Ikenna	f	3	5	0	0	0	0	1	3	4	4	6	0	1	0
02	CONNER, Willie	g	3	9	1	3	3	3	0	1	1	3	10	1	0	0
03	MASINBURG, CJ	g	0	4	0	2	0	0	2	3	5	1	0	3	0	0
10	SKEETE, Jarryn	g	2	8	1	5	1	2	0	3	3	3	6	4	1	0
00	HAMILTON, Blake	g	5	11	2	4	2	3	2	5	7	4	14	0	1	0
01	BEARDEN, Lamonte	g	2	12	1	4	8	8	0	3	3	0	13	0	2	1
05	DIANE, Mory	g	0	2	0	0	0	0	0	0	0	0	0	0	0	1
20	WIGGINGTON, Rodell	g	3	9	0	2	2	5	2	3	5	2	8	0	2	1
21	RAKICEVIC, Nikola	g	1	2	1	1	0	0	0	1	1	0	3	0	0	0
33	PERKINS, Nick	g	2	7	1	2	0	0	1	5	6	0	5	1	0	0
TEAM							5	2	7							
Totals.....		22	71	7	23	16	21	15	29	44	21	67	10	8	1	3

TOTAL FG% 1st Half: 9-37 24.3%
3-Pt. FG% 1st Half: 5-13 38.5%
F Throw % 1st Half: 5-9 55.6%

2nd Half: 13-34 38.2%
2nd Half: 2-10 20.0%
2nd Half: 11-12 91.7%

Game: 31.0%
Game: 30.4%
Game: 76.2%

DEADBALL
REBOUNDS
2

Saint Joseph's 3-0

##	Player	fg	fga	3-pt	ft	fta	of	de	tot	pf	tp	a	to	blk	s	min
15	MILES, Isaiah	f	7	11	2	5	8	8	4	10	14	3	24	0	1	1
24	OLIVA, P	f	3	6	1	4	0	0	0	5	5	3	7	0	1	0
43	BEMBRY, DeAndre'	f	4	11	0	2	2	4	0	5	5	1	10	5	1	1

GAME RECAPS

01	NEWKIRK, Shavar	g	4	7	1	2	3	3	0	2	2	0	12	2	2	1	0	23
02	BROWN, Aaron	g	3	12	0	4	3	3	0	3	3	0	9	2	0	0	0	26
00	KIMBLE, Lamarr		3	4	1	2	2	2	0	2	2	3	9	4	1	0	2	15
03	BOOTH, Mike		0	0	0	0	0	0	0	0	0	0	0	0	0	0	0	1
11	CLOVER, Chris		0	2	0	2	0	0	0	1	1	2	0	0	0	0	0	7
20	CASPER, Brendan		1	1	0	0	0	0	0	1	1	0	2	0	0	0	0	2
21	THOMPSON, Kyle		0	0	0	0	0	0	0	0	0	0	0	0	0	0	0	1
23	LODGE, Markell		1	1	0	0	0	0	1	1	2	2	2	0	1	0	0	10
25	DEMERY, James		5	10	1	3	2	5	2	4	6	2	13	0	0	0	0	16
34	BAUMANN, Javon		0	1	0	0	1	2	0	2	2	0	1	0	0	1	0	6
TEAM																		
Totals.....			31	66	6	24	21	27	10	36	46	16	89	13	6	5	4	200

TOTAL FG% 1st Half: 15-32 46.9% 2nd Half: 16-34 47.1% Game: 47.0% DEADBALL
 3-Pt. FG% 1st Half: 4-14 28.6% 2nd Half: 2-10 20.0% Game: 25.0% REBOUNDS
 F Throw % 1st Half: 12-14 85.7% 2nd Half: 9-13 69.2% Game: 77.8% 3

Officials: Roger Ayers, Joe Lindsay, Earl Walton
 Technical fouls: Buffalo-None. Saint Joseph's-None.
 Attendance: 3,451

Score by Periods 1st 2nd Total
 Buffalo 28 39 67
 Saint Joseph's 46 43 89

Game 4: November 21, 2015 - Mohegan Sun Arena - Uncasville, Conn.
Hall of Fame Tip-Off Semifinal
Florida 74 - SJU 63

Florida used a late run to defeat Saint Joseph's, 74-63, in the semifinals of the Hall of Fame Tip-Off at Mohegan Sun Arena, giving the Hawks their first loss of the season. Tied at 62-62 with 3:50 to play, Florida ended the game with a 12-1 spurt, as the Hawks went without a field goal for the final 4:12. A Florida three-pointer at 1:19 put the game out of reach, giving the Gators a 70-62 lead. Ames Demery established a new career-high with 17 points, while **Isaiah Miles** scored 16. **DeAndre' Bembry** had 10 points and a team-high eight rebounds and five assists. The Hawks owned their biggest lead of the game, 14-5, in the early going but saw Florida took its first lead of the game, 25-24, with 6:12 to play. From there, the teams traded leads, but five straight from the Hawks gave them a 33-31 advantage. A three-pointer before the buzzer gave the Gators a 34-33 halftime lead. In a game that saw 13 lead changes, Florida led by as much as 46-40 in the second half, until the Hawks went on a 7-0 run to regain the lead, 47-46 on a layup by **Markell Lodge**. After going 0-for-6 from three-point range in the first half, SJU broke the string with one from freshman **Lamarr Kimble** and a pair from Miles to eventually take their biggest lead of the second half, 59-53. Saint Joseph's struggled from the foul line, hitting just 16-of-27, while committing 14 turnovers.

Saint Joseph's 3-1

Saint Joseph's 5-1

##	Player	fg	fga	3-pt	fg	fga	ft	fta	of	de	tot	pf	tp	a	to	blk	s	min
01	NEWKIRK, Shavar *	2	5	0	1	1	2	0	3	3	1	5	0	2	0	0	0	21
02	BROWN, Aaron *	0	2	0	1	1	2	0	2	2	2	1	1	0	0	0	0	19
15	MILES, Isaiah *	7	14	2	7	0	0	0	0	3	3	5	16	0	3	1	0	34
24	OLIVA, P *	2	4	0	2	1	4	1	3	4	2	5	1	1	1	1	1	24
43	BEMBRY, DeAndre' *	2	11	0	3	6	8	2	6	8	3	10	5	4	1	1	1	37
00	KIMBLE, Lamarr	2	6	1	3	4	6	0	1	1	3	9	0	2	0	0	1	23
11	CLOVER, Chris	0	0	0	0	0	0	0	0	0	0	1	0	0	0	0	0	1
23	LODGE, Markell	0	0	0	0	0	0	1	0	1	0	0	0	0	0	1	0	7
25	DEMERY, James	7	13	0	1	3	5	2	4	6	3	17	2	2	0	0	0	30
34	BAUMANN, Javon	0	0	0	0	0	0	0	0	0	0	1	0	0	0	0	0	4
TEAM									2	5	7							
Totals.....		22	55	3	18	16	27	8	27	35	21	63	9	14	4	3		200

TOTAL FG% 1st Half: 12-27 44.4% 2nd Half: 10-28 35.7% Game: 40.0% DEADBALL
 3-Pt. FG% 1st Half: 0-6 0.0% 2nd Half: 3-12 25.0% Game: 16.7% REBOUNDS
 F Throw % 1st Half: 9-15 60.0% 2nd Half: 7-12 58.3% Game: 59.3% 8

Florida 3-0

##		Player	tot-fg		3-pt		rebounds															min
			fg	fga	fg	fga	ft	fta	of	de	tot	pf	tp	a	to	blk	s					
00	*	Hill, Kasey	5	10	1	2	2	2	1	2	3	5	13	1	2	0	2	20				
01	*	Walker, DeVon	1	5	0	3	3	4	0	1	1	3	5	0	1	0	0	16				
04	*	Allen, KeVaughn	3	12	1	6	2	2	0	4	4	1	9	1	0	0	2	23				
10	*	Finney-Smith, D	4	10	3	8	2	2	3	3	6	3	13	1	5	0	0	26				
15	*	Egbunu, John	2	3	0	0	2	2	2	4	6	3	6	0	1	1	0	16				
02		Francis-Ramirez, B.	0	7	0	5	0	2	0	2	2	3	0	1	0	0	0	17				
03		Robinson, Devin	5	10	1	4	1	2	5	5	10	2	12	1	0	0	0	26				
11		Chiozza, Chris	2	5	1	2	2	3	1	1	2	1	7	4	2	0	0	22				
13		Hayes, Kavarrius	2	2	0	0	0	1	4	0	4	1	4	1	1	0	2	15				
24		Leon, Justin	2	3	1	2	0	0	1	1	2	1	5	0	0	0	0	10				
32		Rimmer, Schuyler	0	1	0	0	0	0	0	1	1	3	0	1	0	0	0	9				
TEAM																						
Totals.....			26	68	8	32	14	20	18	28	46	26	74	11	12	1	6	200				

TOTAL FG% 1st Half: 13-37 35.1% 2nd Half: 13-31 41.9% Game: 38.2% DEADBALL
 3-Pt. FG% 1st Half: 4-17 23.5% 2nd Half: 4-15 26.7% Game: 25.0% REBOUNDS
 F Throw % 1st Half: 4-6 66.7% 2nd Half: 10-14 71.4% Game: 70.0% 3

Officials: DJ Carstensen, Ron Tyburski, Brian Dorsey
 Technical fouls: Saint Joseph's-None. Florida-None.
 Attendance: 4,507

Score by Periods 1st 2nd Total
 Saint Joseph's 33 30 63
 Florida 34 40 74

Game 5: November 22, 2015 - Mohegan Sun Arena - Uncasville, Conn.
Hall of Fame Tip-Off - Consolation
SJU 66 - Old Dominion 64

Shavar Newkirk hit a short jumper with one second remaining to lift Saint Joseph's to a 66-64 win over Old Dominion in the consolation game of the 2015 Hall of Fame Tip-Off at Mohegan Sun Arena. **Isaiah Miles** scored a game-high 18 points for the Hawks and earned All-Tournament honors. **DeAndre' Bembry** had his first double-double of the year with 15 points and 10 rebounds. He also had 10 rebounds, three assists and four blocks while Newkirk scored 10 in the win. With the game tied at 64-64, the Hawks had the ball at 8.9 seconds. Bembry inbounded it and Newkirk eventually pulled up for the winning jumper. SJU took its first lead of the half, 54-53, on a pair of free throws by **Pierfrancesco Oliva** at 4:51 and increased it to 56-53 with a steal and layup by **James Demery**. There would be three ties in the final 4:51, and Old Dominion regained the lead once, 59-58, with 2:32 to play. But Newkirk answered with a putback on a breakway to give SJU a 60-59 lead with 1:45 to play. The Monarchs tied it at 60-60, but SJU connected on 4-of-6 free throws, led by a pair from **Aaron Brown**, after he grabbed a defensive rebound on ODU's possession at :35. Two ODU free throws at :14 tied the score for the last time, 64-64, setting the stage for Newkirk's shot. ODU led by as many as six points in the second half, but Bembry scored eight of the Hawks' 10 points in a stretch that kept them within 51-48 with under eight minutes to play. The Hawks went scoreless for over three minutes in the first half, allowing ODU to take a 21-15 lead until Bembry's free throws at 7:00. Bembry and Miles combined for nine points in a stretch that brought the Hawks back within 26-24 but ODU held a 31-30 halftime lead.

Old Dominion 3-2

##	Player	fg	fga	3-pt	fg	fga	ft	fta	of	de	tot	pf	tp	a	to	blk	s	min
00	BAKER, Jordan	*	0	3	0	3	0	1	0	0	0	1	0	2	0	0	0	30
01	BACOTE, Aaron	*	1	7	0	1	7	7	1	0	0	3	9	0	2	0	0	20
20	FREEMAN, Trey	*	7	19	0	1	1	1	1	7	8	2	15	2	1	0	1	32
21	TAYLOR, Denzell	*	2	5	0	0	1	2	4	1	5	4	5	0	0	1	0	20
23	VASSOR, Stephen	*	1	1	0	0	0	0	2	0	2	0	2	0	0	0	0	9
04	CAVER, Ahmad	2	6	2	5	0	0	0	2	2	4	6	2	1	0	0	0	16
22	MOSLEY, Ambrose	3	6	1	4	0	0	0	4	4	3	7	1	1	0	0	0	23
24	TALLEY, Zoran	5	8	1	3	1	2	0	3	3	4	12	1	0	0	0	0	19
30	BIBERAJ, Nik	2	5	0	2	4	5	4	6	10	5	8	2	2	4	0	0	31
TEAM									3	1	4							
Totals.....			23	60	4	19	14	18	14	24	38	26	64	10	7	5	1	201

TOTAL FG% 1st Half: 12-31 38.7% 2nd Half: 11-29 37.9% Game: 38.3% DEADBALL
 3-Pt. FG% 1st Half: 3-11 27.3% 2nd Half: 1-8 12.5% Game: 21.1% REBOUNDS
 F Throw % 1st Half: 4-4 100% 2nd Half: 10-14 71.4% Game: 77.8% 2

Saint Joseph's 4-1

##	Player	fg	fga	3-pt	fg	fga	ft	fta	of	de	tot	pf	tp	a	to	blk	s	min
01	NEWKIRK, Shavar	*	4	8	0	1	2	4	1	0	1	3	10	2	0	0	0	23
02	BROWN, Aaron	*	2	4	1	1	3	4	1	4	5	1	8	0	2	0	0	26
15	MILES, Isaiah	*	8	15	1	3	1	3	2	4	6	4	18	0	1	3	1	36
24	OLIVA, P	*	1	4	0	2	3	4	0	4	4	1	5	3	0	3	0	27
25	DEMERY, James	*	3	7	0	2	0	0	0	1	1	2	6	0	1	0	1	25
00	KIMBLE, Lamarr	1	4	0	3	0	0	0	1	1	2	3	2	1	0	0	0	16
03	BOOTH, Mike	0	0	0	0	0	0	0	0	0	0	0	0	0	0	0	0	0+
11	CLOVER, Chris	0	0	0	0	0	0	0	0	1	1	0	0	0	0	0	0	5
23	LODGE, Markell	0	0	0	0	0	2	2	0	1	1	0	2	0	0	0	0	8
34	BAUMANN, Javon	0	0	0	0	0	0	0	0	0	0	0	0	0	0	0	0	0+
43	BEMBRY, DeAndre'	3	8	1	3	8	10	2	2	8	10	2	15	3	4	4	1	34
TEAM									3	1	4							
Totals.....			22	50	3	15	19	27	10	25	35	16	66	9	9	10	3	201

TOTAL FG% 1st Half: 10-22 45.5% 2nd Half: 12-28 42.9% Game: 44.0% DEADBALL
 3-Pt. FG% 1st Half: 2-7 28.6% 2nd Half: 1-8 12.5% Game: 20.0% REBOUNDS
 F Throw % 1st Half: 8-10 80.0% 2nd Half: 11-17 64.7% Game: 70.4% 2

Officials: Ron Tyburski, Steve Honacki, Bobby Daw
 Technical fouls: Old Dominion-None. Saint Joseph's-None.
 Attendance: 3,813

Score by Periods 1st 2nd Total
 Old Dominion 31 33 64
 Saint Joseph's 30 36 66

Game 6: December 1, 2015 - Hagan Arena
#8/7 Villanova 86 - SJU 72

Saint Joseph's placed five players in double figures but fell to eighth-ranked Villanova, 86-72, in the annual rivalry game before a sold-out crowd at Hagan Arena. **DeAndre' Bembry** scored a team-high 17 points and **Isaiah Miles** added 14 on 6-for-12 shooting. Sophomore point guard **Shavar Newkirk** had a career-high 13 points and career-high nine assists, with no turnovers, while **James Demery** also scored 13 points. **Aaron Brown** added 11 points for SJU. The Hawks trailed by as many as 15 points, 49-34, early in the second half, but Miles started a 15-5 SJU run with a jumper at 17:25. Bembry then energized the Hawk crowd with a steal and dunk to close the gap to 52-41. Miles finished the spurt with five more points and his three-pointer at 14:08 pulled SJU within 54-49. The teams traded baskets for the next three minutes but SJU freshman **Lamarr Kimble** grabbed a steal and fed Demery on the break for a layup that put the Hawks within 61-55 at 10:19. Villanova regained the 10-point lead with a pair of free throws and a jumper. With VU leading 68-57, SJU cut it to 68-59 on a dunk by Miles at 8:23, but that was the closest the Hawks would come the rest of the way. The Wildcats went up 34-20 in the first half, but Saint Joseph's ended the half on a 7-2 run as Bembry connected on a three-pointer at 1:23 to bring the Hawks within 42-32 at halftime. The teams combined for only 15 turnovers in the game while SJU dished out 18 assists and Villanova had 19.

GAME RECAPS

Game 9: December 13, 2015 - Liacouras Center - Philadelphia, Pa.

SJU 66 - Temple 65 - OT

Freshman **Lamarr Kimble** hit a three-pointer with 2:13 to go in overtime to lift Saint Joseph's to a 66-65 win over Temple in a Big 5 game at the Liacouras Center. Kimble's three gave the Hawks a 66-64 lead and Temple hit one free throw at 1:04 and missed its final a three-point-er as time expired. **DeAndre' Bembry** had 17 points and 13 rebounds and **Isaiah Miles** posted 12 points and a career-high 15 rebounds for the Hawks. **Aaron Brown** added 11 points and a career-high nine rebounds while imble scored a career-high 11 points for his first game in double figures. The win snapped a five-game losing streak at Temple for SJU and was the first win there since January of 2008. In a close contest that saw 10 lead changes and nine ties, the teams were tied 54-54 with 3:31 to go in regulation. The Hawks scored four straight, from Miles and Bembry, to go up 58-54, but a TU three-point play at 1:17 pulled the Owls within 58-57. Kimble connected on a three-pointer with 59 seconds to go to give SJU a 61-57 lead. Temple answered with a jumper at :50 and although Kimble turned it over on the next possession, Bembry came up with an immediate steal, but was fouled and missed a pair of free throws at :26 that could have iced the game. Temple's Quentin DeCosey dunked in the tying points with 12 seconds to go to send the game into the extra period. Leading 34-32 at half-time, Saint Joseph's opened the second half with an 11-4 run. Brown was the catalyst, scoring eight of the Hawks' points as SJU claimed a 45-36 lead, its largest of the game. Temple chipped away with its own 13-4 run to tie the game, 49-49, with 6:22 remaining. From there the teams would trade leads three more times until Saint Joseph's took the 56-54 lead on a pair of free throws by Miles at 2:22.

Saint Joseph's 7-2 (1-1 Big 5)

##	Player	tot-fg		3-pt		rebounds		pf	tp	a	to	blk	s	min
		fg	fga	fg	fga	of	de							
15	MILES, Isaiah	f	2	10	0	5	8	8	3	12	15	4	12	0
24	OLIVA, P	f	1	3	0	1	2	2	1	3	4	3	4	0
43	BEMBRY, DeAndre'	f	7	15	0	4	3	7	2	11	13	3	17	3
01	NEWKIRK, Shavar	g	2	5	1	1	0	1	0	1	0	5	0	1
02	BROWN, Aaron	g	5	13	0	1	1	2	1	8	9	0	11	2
00	KIMBLE, Lamarr	g	4	10	3	4	0	0	1	1	2	2	11	2
12	NDAAO, Papa	g	2	7	2	6	0	0	2	2	4	5	6	1
25	DEMERY, James	g	0	5	0	1	0	0	0	2	2	1	0	1
TEAM						1	1	2						
Totals.....			23	68	6	23	14	20	11	41	52	18	66	9

TOTAL FG% 1st Half: 11-33 33.3% 2nd Half: 11-29 37.9% Game: 33.8% DEADBALL
3-Pt. FG% 1st Half: 2-10 20.0% 2nd Half: 3-11 27.3% Game: 26.1% REBOUNDS
F Throw % 1st Half: 10-14 71.4% 2nd Half: 2-4 50.0% Game: 70.0% 4

Temple 4-5 (1-1 Big 5)

##	Player	tot-fg		3-pt		rebounds		pf	tp	a	to	blk	s	min
		fg	fga	fg	fga	of	de							
00	ENECHIONYIA, Obi	f	8	14	4	7	5	7	1	12	13	3	25	0
15	BOND, Jaylen	f	3	11	0	2	1	1	1	3	4	5	7	2
01	BROWN, Josh	g	5	10	1	2	2	2	2	10	12	2	13	3
25	DECOSEY, Quentong	g	4	15	0	2	5	6	1	6	7	1	13	1
34	COLEMAN, Devin	g	0	7	0	4	0	0	0	1	1	0	0	0
03	ALSTON, JR., Levan	S	1	7	0	4	0	0	0	1	2	3	2	3
04	DINGLE, Daniel	g	2	3	0	0	2	0	0	0	2	4	1	0
10	WILLIAMS, Mark	g	0	2	0	1	1	2	0	2	3	1	1	0
11	LOWE, Trey	g	0	0	0	0	0	0	0	0	0	0	0	0
TEAM						1	1							
Totals.....			23	69	5	22	14	20	7	37	44	16	65	10

TOTAL FG% 1st Half: 10-34 29.4% 2nd Half: 12-30 40.0% Game: 33.3% DEADBALL
3-Pt. FG% 1st Half: 4-12 33.3% 2nd Half: 1-7 14.3% Game: 22.7% REBOUNDS
F Throw % 1st Half: 8-10 80.0% 2nd Half: 4-6 66.7% Game: 70.0% 3

Officials: Brian O'Connell, Clarence Armstrong, Tim Nestor
Technical fouls: Saint Joseph's-None. Temple-None.
Attendance: 6,194

Score by Periods	1st	2nd	OT	Total
Saint Joseph's	34	27	5	66
Temple	32	29	4	65

Game 10: December 19, 2015 - Hagan Arena

SJU 79 - Illinois State 65

DeAndre' Bembry had 16 points, nine rebounds and seven assists and **Isaiah Miles** added 16 as Saint Joseph's used a balanced effort to defeat Illinois State, 79-65, at Hagan Arena in the first-ever meeting between the two schools. Bembry shot 6-for-9 from the field and made a season-high 4-of-6 three-pointers as the Hawks made a season-best 15 three-point field goals. **Shavar Newkirk** tied his career-high with 13 points, **James Demery** added 12 points on a perfect shooting game - going 4-for-4 from the field, making one three point attempt and hitting 3-of-3 from the foul line. **Aaron Brown** scored 11 for the Hawks. Saint Joseph's led by as much as 11 points in the first half, 18-7, but Illinois State went on a 15-3 run to take its only lead, 23-22. Demery hit a pair of free throws to return the lead back to the Hawks and start what would be a 24-4 run. Newkirk then hit a three-pointer, followed by two threes from Bembry and another by Newkirk at 2:53 to give SJU a 35-26 lead. After a layup by Brown, Bembry connected on his third three-pointer in a span of four minutes while Demery came up with a steal, layup and free throw with :02 left to give SJU a 45-26 lead at halftime. The Hawks kept it going after the break, starting the second half with an 11-4 run, led by two three-pointers from Miles and one from Newkirk to go up 56-30. Miles, Bembry and Brown followed with consecutive three-pointers to give SJU a 62-33 lead. SJU's biggest lead of the game was 74-42 on a pair of three throws by Miles at the 7:56 mark. Illinois State ended the game with a 23-5 run to provide the final margin.

Illinois State 5-7

##	Player	tot-fg		3-pt		rebounds		pf	tp	a	to	blk	s	min
		fg	fga	fg	fga	of	de							
02	BREWER, Quintin	f	2	3	0	0	0	0	1	0	1	1	4	0
11	MCINTOSH, MiKyle	f	6	14	3	9	1	2	0	7	7	4	16	3
23	HAWKINS, Deontae	f	5	11	0	3	0	0	0	0	0	1	10	1
01	LEE, Paris	g	4	8	2	5	1	2	0	1	1	2	11	4
44	AKOON-PURCELL	g	4	10	0	1	4	4	3	4	7	2	12	0
00	BANYARD, Nick	g	1	5	0	2	1	2	3	1	4	0	3	0
03	EVANS, Keyshawn	g	0	0	0	0	0	0	0	0	0	0	1	0
04	NDIAYE, Daouda	g	1	1	0	0	0	0	1	1	2	0	2	0
12	WILLS, Tony	g	1	4	1	2	0	0	0	2	2	3	3	1
15	MCCLOUD, Justin	g	0	1	0	1	0	0	0	0	0	1	0	0
35	GRIFFIN, Roland	g	2	7	0	3	0	0	2	3	5	0	4	0
TEAM						3	2							
Totals.....			26	64	6	26	7	10	13	21	34	15	65	10

TOTAL FG% 1st Half: 11-30 36.7% 2nd Half: 15-34 44.1% Game: 40.6% DEADBALL
3-Pt. FG% 1st Half: 2-12 16.7% 2nd Half: 4-14 28.6% Game: 23.1% REBOUNDS
F Throw % 1st Half: 2-4 50.0% 2nd Half: 5-6 83.3% Game: 70.0% 6

Saint Joseph's 8-2

##	Player	tot-fg		3-pt		rebounds		pf	tp	a	to	blk	s	min
		fg	fga	fg	fga	of	de							
15	MILES, Isaiah	f	4	11	3	5	5	5	0	3	3	2	16	0
24	OLIVA, P	f	1	5	0	2	0	0	0	2	2	2	2	0
43	BEMBRY, DeAndre'	f	6	9	4	6	0	0	0	9	2	2	16	7
01	NEWKIRK, Shavar	g	4	7	3	5	2	3	1	3	4	0	13	6
02	BROWN, Aaron	g	5	8	1	3	0	0	2	1	3	2	11	3
00	KIMBLE, Lamarr	g	0	3	0	1	0	0	0	0	0	1	0	1
03	BOOTH, Mike	g	0	1	0	1	0	0	0	0	0	0	0	0
11	CLOVER, Chris	g	1	3	1	3	0	0	0	0	0	0	3	0
12	NDAAO, Papa	g	2	5	2	5	0	0	0	2	2	2	6	0
20	CASPER, Brendan	g	0	2	0	1	0	0	1	0	1	0	0	0
21	THOMPSON, Kyle	g	0	0	0	0	0	0	0	2	2	0	0	0
23	LODGE, Markell	g	0	0	0	0	0	0	1	0	1	0	0	0
25	DEMERY, James	g	4	4	1	1	3	3	1	1	2	1	12	2
34	BAUMANN, Javon	g	0	0	0	0	0	0	0	0	0	0	0	0
TEAM						2	2							
Totals.....			27	58	15	33	10	11	8	25	33	12	79	21

TOTAL FG% 1st Half: 16-32 50.0% 2nd Half: 11-26 42.3% Game: 46.6% DEADBALL
3-Pt. FG% 1st Half: 8-16 50.0% 2nd Half: 7-17 41.2% Game: 45.5% REBOUNDS
F Throw % 1st Half: 5-5 100% 2nd Half: 5-6 83.3% Game: 90.9% 0

Officials: Kenneth Turner, Paul Huovinen, Evon Burroughs
Technical fouls: Illinois State-TEAM. Saint Joseph's-None.
Attendance: 3,516

Score by Periods	1st	2nd	Total
Illinois State	26	39	65
Saint Joseph's	45	34	79

Game 11: December 22, 2015 - Barclays Center - Brooklyn, N.Y.

ACC-Atlantic 10 Doubleheader

SJU 79 - Virginia Tech 62

Isaiah Miles shattered his previous career high, pouring in 36 points, while tying his career best with 15 rebounds to lead Saint Joseph's to a 79-62 victory over Virginia Tech in the ACC-Atlantic 10 Doubleheader at the Barclays Center. **DeAndre' Bembry** added 22 points and seven rebounds as the Hawks extended their winning streak to five games. **James Demery** added seven rebounds off the bench, while **Pierfrancesco Oliva** posted a team-high five assists with no turnovers. SJU led early on and after Virginia Tech closed to within 12-11 with 11:06 remaining in the first half, the Hawks went on a 15-2 run to open up a 27-13 lead with 4:46 to go. VT got back within nine with three minutes to go, but Saint Joseph's went back on top by double digits on a three-pointer by Bembry at the other end. The lead remained there until a three-point play by the Hokies at :03 sent the Hawks to the locker room with a 35-26 edge. Virginia Tech closed to within six early in the second but Miles scored the next five points of the game to extend the margin. Miles would score the Hawks' first nine points of the half - he would go on to tally 25 in the frame - before a pair of three-pointers from **Shavar Newkirk** extended the advantage to 50-38 with 14:39 to go. After threes from **Aaron Brown** and Miles extended the lead to 56-40, the Hokies scored seven in a row, to get back within nine with 12:20 remaining. However, Miles answered with six consecutive points to push the margin back to 62-47 with 10:21 to go. The Hawks would stretch the run to 11-2 to go up 67-49 and then a pair of free throws by Bembry and Miles' third three-pointer of the day gave the Hawks their largest lead of the day at 72-52 with six minutes to play.

Saint Joseph's 9-2

##	Player	tot-fg		3-pt		rebounds		pf	tp	a	to	blk	s	min
		fg	fga	fg	fga	of	de							
15	MILES, Isaiah	f	11	18	3	5	11	12	8	7	15	2	36	0
24	OLIVA, P	f	0	3	0	1	0	0	1	2	3	1	0	5
43	BEMBRY, DeAndre'	f	9	19	2	6	2	4	1	6	7	1	22	2
01	NEWKIRK, Shavar	g	3	9	2	5	0	0	0	1	1	0	8	2
02	BROWN, Aaron	g	1	1	1	1	0	0	0	0	3	3	2	1
00	KIMBLE, Lamarr	g	0	4	0	0	1	2	0	1	1	3	0	0
03	BOOTH, Mike	g	0	0	0	0	2	2	0	0	0	1	2	0
11	CLOVER, Chris	g	0	2	0	0	1	2	0	1	1	1	0	1
12	NDAAO, Papa	g	0	2	0	2	0	0	0	1	1	2	0	0
20	CASPER, Brendan	g	0	0	0	0	0	0	0	0	0	0	0	0
21	THOMPSON, Kyle	g	0	0	0	0	0	0	0	1	1	0	0	0
25	DEMERY, James	g	2	6	0	1	1	1	1	6	7	2	5	0
32	WILLIAMS, Jai	g	0	0	0	0	0	0	0	1	1	0	0	0
34	BAUMANN, Javon	g	0	2	0	0	1	2	2	0	2	1	1	0
TEAM						6	2							
Totals.....			26	66	8	21	19	25	19	29	48	17	79	15

2015-16 SAINT JOSEPH'S BASKETBALL • 21

GAME RECAPS

TOTAL FG% 1st Half: 13-37 35.1%
3-Pt. FG% 1st Half: 2-11 18.2%
F Throw % 1st Half: 7-11 63.6%

2nd Half: 13-29 44.8%
2nd Half: 6-10 60.0%
2nd Half: 12-14 85.7%

Game: 39.4%
Game: 38.1%
Game: 76.0%

DEADBALL
REBOUNDS
3

Game 13: January 2, 2016 - Robins Center - Richmond, Va. SIU 77 - Richmond 73

DeAndre' Bembry's fadeaway jumper at 26.9 seconds to go proved to be the gamewinner as Saint Joseph's won its seventh in a row, defeating Richmond, 77-73, at the Robins Center in the A-10 opener. Bembry's shot put the Hawks up 75-73 and he rebounded a Richmond miss with 2.5 seconds left, and hit a pair of free throws to provide the final margin. **Isaiah Miles** led SIU with 17 points and a career-high 16 rebounds, while Bembry finished with 16 points.

Papa Ndao had 11 points and a career-high eight rebounds, while **Shavar Newkirk** and **James Demery** scored 10 points apiece. SIU trailed for most of the second half and was down, 61-56, with 10:00 to go. The Hawks went on an 8-3 run, tying the game on a three-pointer by Bembry with 7:04 remaining. Miles hit a pair of free throws to put SIU up 66-64 for only the second time in the half. Bembry expanded the Hawks lead to 68-64, followed by a pair of free throws from Newkirk, to give SIU a 70-64 lead at 4:10. A three-pointer at 3:48 pulled Richmond within 70-67 at 3:48, but SIU maintained a three-point lead as the teams traded baskets and Bembry made one of two free throws to put SIU up, 73-69. Bembry was fouled on a three-point attempt at 1:56, but missed all three foul shots. UR turned over the ball on its next possession, but the Hawks did the same, committing a 10-second violation at 1:00. Richmond's ShawnDre' Jones then forced the 73-73 tie with a layup at :49. Richmond led 37-32 at halftime and came out strong at the start of the second, taking its largest lead of the game, 48-39. A three from Demery and a three-point play by Miles helped the Hawks cut their deficit to 50-47. In the first half, UR jumped out to a 13-5 lead, but the Hawks used a 7-0 run to cut it to 13-12. SIU's 15-5 run gave them a 22-16 lead. The Spiders regained the lead, 29-27, with a 9-0 run, but the Hawks took it back with a three from Ndao. The teams traded leads until Richmond scored six straight and held a 37-32 halftime lead.

Saint Joseph's 11-2 (1-0 A-10)

Saint Joseph's 11-2 (1-0-167)

##	Player	fg	fga	3-pt	fg	fga	ft	fta	rebounds			tp	a	to	blk	s	min	
		f	g	f	g	f	f	a	of	de	tot	pf						
15	MILES, Isaiah	f	6	13	2	4	3	3	5	11	16	1	17	1	0	0	39	
24	OLIVA, P	f	3	4	1	2	0	0	1	3	4	0	7	3	2	0	14	
43	BEMBRY, DeAndre'	f	5	13	2	3	4	9	2	4	6	3	16	6	2	0	1	
01	NEWKIRK, Shavar	g	2	5	1	2	5	6	0	0	0	0	10	4	1	0	27	
02	BROWN, Aaron	g	3	7	0	1	0	0	0	2	2	3	6	1	3	0	1	
00	KIMBLE, Lamarr		0	4	0	1	0	0	0	1	1	0	0	2	0	0	14	
11	CLOVER, Chris		0	0	0	0	0	0	0	0	0	0	0	0	0	0	3	
12	NDAO, Papa		4	9	3	6	0	0	1	7	8	4	11	0	1	0	19	
25	DEMERY, James		4	5	2	2	0	0	0	1	1	3	10	0	0	0	20	
34	BAUMANN, Javon		0	0	0	0	0	0	0	0	1	0	0	0	0	0	0+	
TEAM									2		2				2			
Totals.....			27	60	11	21	12	18	11	29	40	15	77	17	10	1	3	200

TOTAL FG% 1st Half: 12-33 36.4%

3-Pt. FG% 1st Half: 5-12 41.7%

F Throw % 1st Half: 3-4 75.0%

2nd Half: 15-27 55.6%

2nd Half: 6-9 66.7%

2nd Half: 9-14 64.3%

Game: 45.0%

Game: 52.4%

Game: 66.7%

DEADBALL

REBOUNDS

3

Richmond 8-5 (0-1 A-10)

		tot-fg		3-pt		rebounds											
##	Player	f	fga	fg	fga	ft	fta	of	de	tot	pf	tp	a	to	blk	s	min
10	CLINE, T.J.	f	5	14	0	2	3	6	1	3	4	4	13	7	3	0	36
11	TAYLOR, Deion	f	1	2	1	1	0	0	0	8	8	3	3	2	1	4	0
15	ALLEN, Terry	f	9	16	2	4	1	3	4	4	8	2	21	1	3	1	34
03	JONES, ShawnDre'	g	8	17	4	9	2	2	0	5	5	4	22	3	0	0	37
05	DAVIS, Trey	g	0	1	0	1	0	0	1	0	1	1	0	2	1	0	30
02	FORE, Khwan		5	6	1	1	3	3	2	3	5	1	14	1	2	0	21
24	WOOD, Marshall		0	5	0	5	0	0	0	1	1	2	0	0	0	0	14
TEAM										1	1						
Totals.....			28	61	8	23	9	14	8	25	33	17	73	16	10	5	200

TOTAL FG% 1st Half: 15-32 46.9%

3-Pt. FG% 1st Half: 5-14 35.7%

F Throw % 1st Half: 2-2 100%

2nd Half: 13-29 44.8%

2nd Half: 3-9 33.3%

2nd Half: 7-12 58.3%

Game: 45.9%

Game: 34.8%

Game: 64.3%

DEADBALL

REBOUNDS

1

Officials: Mark Schnur, Nathan Farrell, Kenneth Turner

Technical fouls: Saint Joseph's-None. Richmond-None.

Attendance: 7,048

Score by Periods

Saint Joseph's

Richmond

Virginia Tech 8-4

		tot-fg		3-pt		rebounds												
##	Player	f	fg	fga	fg	fga	ft	fta	of	de	tot	pf	tp	a	to	blk	s	min
15	Clarke, Chris	f	3	5	0	0	1	1	0	4	4	3	7	1	1	1	0	16
32	LeDay, Zach	f	4	9	0	0	2	3	4	7	11	4	10	1	4	4	2	35
04	Allen, Seth	g	7	16	3	7	1	2	0	4	4	2	18	1	5	0	2	32
10	Bibbs, Justin	g	4	9	0	2	0	0	0	0	0	4	8	1	0	0	0	35
11	Wilson, Devin	g	0	4	0	3	1	2	1	3	4	2	1	3	2	0	0	26
00	Henry, Shane		0	1	0	0	0	0	0	0	0	0	0	0	0	0	0	0+
05	Robinson, Justin		2	3	1	1	0	0	0	1	1	4	5	0	1	0	1	11
22	Hamilton, Johnny		0	2	0	0	0	0	0	0	0	0	0	1	0	2	0	9
23	Hudson, Jalen		3	9	0	4	1	1	1	2	3	1	7	0	1	1	1	22
24	Blackshear Jr., K.		2	4	0	0	2	2	1	2	3	4	6	0	1	0	0	14
TEAM									2		2							
Totals.....			25	62	4	17	8	11	9	23	32	24	62	8	15	8	6	200

TOTAL FG% 1st Half: 11-29 37.9%

3-Pt. FG% 1st Half: 1-7 14.3%

F Throw % 1st Half: 3-4 75.0%

2nd Half: 14-33 42.4%

2nd Half: 3-10 30.0%

2nd Half: 5-7 71.4%

Game: 40.3%

Game: 23.5%

Game: 72.7%

DEADBALL

REBOUNDS

3

Officials: Tim Nestor, Gary Prager, Louie Andrakakos

Technical fouls: Saint Joseph's-None. Virginia Tech-None.

Attendance:

Score by Periods

Saint Joseph's

Virginia Tech

Game 12: December 29, 2015 - Hagan Arena

SIU 78 - Maryland Eastern Shore 68

Isaiah Miles scored 17 points and **DeAndre' Bembry** had 15 points and nine rebounds to lead Saint Joseph's to a 78-68 win over Maryland Eastern Shore for its sixth straight win. **James Demery** added 11 points off the bench while **Papa Ndao** had nine points. Saint Joseph's held onto the win despite 50 percent shooting by UMES in the second half. Leading 36-33 at halftime, the Hawks quickly took a 42-33 lead but UMES to cut its deficit to 44-40 with 15:20 to play. Although the four-point margin was the closest UMES would get the rest of the way, the visitors hung around the entire half, making 13 of their first 18 field goal attempts. After SIU went up 61-51 with 8:20 to play, UMES cut it to 61-56, and would come within five points seven more times in the half. The Hawks led 66-56 with 6:25 left and UMES went on a quick 7-2 run to cut it to 68-63 at 4:33. After a dunk by Bembry gave SIU a 73-65 lead with 1:42 to play, UMES pulled within five, 73-68, at 1:29. But Saint Joseph's would close out the game with four points from Miles and a free throw by Demery at :15 to provide the final margin. In the first half, the Hawks jumped out to a quick 14-6 lead and then expanded it to 25-14 on a jumper by **Aaron Brown** at 6:55. Saint Joseph's then took its biggest lead of the game, 30-16, on a three-pointer by Miles at 5:06. The Hawks would then go without a point for close to three minutes while UMES scored 11 straight points to cut its deficit to 33-27 and trailed at halftime, 36-33.

Maryland Eastern Shore 3-11

		tot-fg		3-pt		rebounds											
##	Player	fg	fga	fg	fga	ft	fta	of	de	tot	pf	tp	a	to	blk	s	min
12	RANDALL,Shane f	1	3	0	0	0	0	1	1	2	4	2	0	1	0	0	6
21	COPELAND,Bakari f	3	10	3	6	2	2	0	7	7	2	11	2	2	0	0	28
32	ELLIOTT,Dominique f	7	15	1	2	1	3	5	4	9	3	16	2	4	0	1	38
02	RIVERA,Thomas g	1	8	0	3	0	0	0	3	3	1	2	8	2	0	1	32
04	MARTIN,Devin g	9	18	3	8	2	2	1	4	5	5	23	2	1	0	1	37
00	ANDINO,Ryan	5	9	4	8	0	0	0	0	0	0	14	1	0	0	1	28
03	BLACKMON,Mark	0	0	0	0	0	0	1	1	2	0	0	0	0	0	0	7
20	CALDWELL,Dontae	0	0	0	0	0	0	1	3	4	2	0	2	1	1	0	9
24	PECK,Derrico	0	0	0	0	0	0	0	1	1	1	0	0	0	4	1	13
35	TAYLOR,Isaac	0	1	0	0	0	0	0	0	0	1	0	0	0	0	0	2
TEAM								2	1	3	1						
Totals.....		26	64	11	27	5	7	11	25	36	20	68	17	11	5	5	200

TOTAL FG% 1st Half: 11-34 32.4%

3-Pt. FG% 1st Half: 6-16 37.5%

F Throw % 1st Half: 5-7 71.4%

2nd Half: 15-30 50.0%

2nd Half: 5-11 45.5%

2nd Half: 0-0 0.0%

Game: 40.6%

Game: 40.7%

Game: 71.4%

DEADBALL

REBOUNDS

1

GAME RECAPS

Game 14: January 5, 2016 - Hagan Arena
VCU 85 - SJU 82

VCU fought back from a 13-point deficit and defeated Saint Joseph's, 85-82, at Hagan Arena to end the Hawks' seven-game winning streak. The loss ruined a 31-point effort by **Isaiah Miles**, his second 30-plus point game of the year. **DeAndre' Bembry** added 17 points, seven rebounds and eight assists for the Hawks, while **James Demery** chipped in 11. Despite leading most of the second half, Saint Joseph's missed 10 free throws in the period, including three in the final three minutes as the Hawks were clinging to the lead. SJU finished 17-for-29 from the line in the game. With SJU leading 76-70 at 2:53, VCU's Mo Alie-Cox started a 10-point spurt and put the Rams up 78-77 at 1:34. Bembry tied it with a free throw but Alie-Cox scored another to give VCU the 80-78 lead. Demery scored the Hawks' final four points while a VCU free throw at :06 to ice the win. The Hawks had one more try but Bembry's long-distance attempt at the buzzer was off the mark. Saint Joseph's trailed 38-35 at halftime, but the Hawks came out flying in the second half, running off 13 straight points to take a 48-38 lead as Miles hit for seven points. VCU broke its scoreless string with a basket at 16:10 to cut it to 48-40. Miles connected on three straight three-pointers in a two-minute span to give SJU a 67-55 lead and the Hawks took a 13-point margin for the second time, 70-57 after a free throw by Bembry at 7:11. From there, VCU chipped away, outscoring the Hawks, 21-7, while SJU committed three of its 18 turnovers and missed three foul shots as the Rams took the lead, 78-77.

VCU 10-5 (2-0 A-10)

VCU 10-5 (2-0 A-10)																		
##	Player	tot-fg	fga	3-pt	fga	ft	fta	rebounds				pf	tp	a	to	blk	s	min
		2	5	0	fga	3	fta	of	de	tot	1	4	0	0	0	0	0	9
11	GILMORE, Michael f	2	5	0	3	0	0	0	3	3	1	4	0	0	0	0	0	9
12	ALIE-COX, Mo f	6	7	0	0	2	3	1	4	5	2	14	2	3	1	0	0	30
01	LEWIS, JeQuan g	7	12	3	7	2	2	0	6	6	3	19	6	3	0	2	31	
20	BURGESS, Jordan g	1	6	0	3	2	4	1	3	4	3	4	1	0	0	0	25	
32	JOHNSON, Melvin g	8	17	5	12	4	5	1	6	7	2	25	1	2	0	3	38	
04	TILLMAN, Justin	1	2	0	0	0	0	1	1	2	0	2	0	0	0	0	5	
05	BROOKS, Doug	3	7	2	6	0	0	1	1	2	5	8	2	0	0	0	16	
10	WILLIAMS, Jonathan	0	2	0	0	0	0	0	0	0	2	0	1	0	0	0	10	
23	HAMDY MOHAMED, A	2	6	0	0	0	1	0	1	1	3	4	0	0	1	0	8	
24	BILLBURY, Korey	2	9	0	2	1	2	5	3	8	3	5	0	0	0	0	28	
	TEAM							1	1	2								
	Totals.....	32	73	10	33	11	17	11	29	40	24	85	13	8	2	5	200	

TOTAL FG% 1st Half: 15-37 40.5% 2nd Half: 17-36 47.2% Game: 43.8% DEADBALL
3-Pt. FG% 1st Half: 4-16 25.0% 2nd Half: 6-17 35.3% Game: 30.3% REBOUNDS
F Throw % 1st Half: 4-6 66.7% 2nd Half: 7-11 63.6% Game: 64.7% 1

Saint Joseph's 11-3, (1-1 A-10)

##	Player	fg	fga	3-pt	fga	ft	fta	rebounds	of	de	tot	pf	tp	a	to	blk	s	min
15	MILES, Isaiah	f	11	14	4	6	5	7	3	6	9	3	31	1	0	1	0	38
24	OLIVA, P	f	2	3	1	1	1	1	0	4	4	2	6	3	2	1	0	13
43	BEMBRY, DeAndre'	f	6	19	1	6	4	9	2	5	7	2	17	8	2	0	1	40
01	NEWKIRK, Shavar	g	2	6	0	2	5	7	1	1	2	0	9	3	3	0	1	26
02	BROWN, Aaron	g	2	7	1	2	1	2	0	3	3	3	6	1	1	0	0	28
00	KIMBLE, Lamarr		1	3	0	1	0	0	0	1	1	1	2	0	2	0	0	13
12	NDAO, Papa		0	0	0	0	0	0	0	4	4	1	0	1	2	0	0	15
25	DEMERY, James		5	11	0	1	1	3	3	4	7	2	11	1	1	1	0	27
	TEAM							2	7	9								
	Totals.....		29	63	7	19	17	29	11	35	46	14	82	18	13	3	5	200

TOTAL FG% 1st Half: 12-33 36.4% 2nd Half: 17-30 56.7% Game: 46.0% DEADBALL
3-Pt. FG% 1st Half: 3-13 23.1% 2nd Half: 4-6 66.7% Game: 36.8% REBOUNDS
F Throw % 1st Half: 8-10 80.0% 2nd Half: 9-19 47.4% Game: 58.6% 6

Officials: Ed Corbett, Paul Faia, Joe Lindsay
Technical fouls: VCU-None. Saint Joseph's-None.
Attendance: 3,752

Score by Periods 1st 2nd Total
VCU 38 47 85
Saint Joseph's 35 47 82

Game 15: January 10, 2016 - Hagan Arena
SJU 72 - Rhode Island 67

DeAndre' Bembry scored a game-high 22 points and **Aaron Brown** tallied 19 to lead Saint Joseph's to a 72-67 win over Rhode Island at Hagan Arena. Bembry also had seven rebounds, five assists and three steals while notching the 20th 20-plus point game of his career. Brown was a perfect 4-for-4 from three-point range while **Isaiah Miles** added 10 points for SJU. The game was tied at the half, 38-38, but Saint Joseph's came out strong after the break, going on a 10-2 run, fueled by a pair of threes from Bembry, to take a 48-40 lead. The Hawks increased it to their biggest margin of the game, 52-43, on a layup by Miles at 13:30, but that would be the last SJU points for a span of over seven minutes. Rhode Island shut down SJU for 7:25 while going on a 10-0 run to take a 53-52 lead, for what would be its only edge of the half. **James Demery** answered with a three-point play at 6:07 to regain the lead for the Hawks, 55-53, at 6:08. Bembry had a hand in the next eight Hawks' points, assisting on a pair of threes by Brown, and converting a layup at 2:22 to give SJU a 65-58 advantage. Saint Joseph's would hold onto the lead thanks to 7-for-8 foul shooting in the final 1:43, with four from **Shavar Newkirk**. The first half was tight with 16 lead changes, nine ties and neither team holding a lead of more than four points. SJU had a 38-34 lead with 3:55 to go, but Martin scored fourth straight to knot the game 38-38 at the half. Rhode Island hit 51.9 percent but the Hawks had only three turnovers.

Rhode Island 10-6 (2-1 A-10)

##	Player	f	fga	3-pt	fga	ft	fta	rebounds	of	de	tot	pf	tp	a	to	blk	s	min
12	MARTIN, Hassan	8	15	0	1	4	5	3	5	8	2	20	0	7	1	0	0	36
23	IVERSON, Kuran	5	7	3	4	0	0	0	2	2	4	13	0	1	0	0	16	
01	GARRETT, Jarvis	4	11	2	5	2	4	0	5	5	2	12	6	0	0	1	38	
04	McGLYNN, Four	1	5	1	4	4	4	0	2	2	4	7	1	0	0	0	25	
32	TERRELL, Jared	3	5	0	1	0	0	0	0	0	4	6	2	1	0	0	18	
25	THOMPSON, C	1	2	1	2	0	0	0	4	4	3	3	2	2	1	1	27	
33	WATSON, Earl	2	4	0	0	2	2	2	3	5	1	6	0	2	0	0	19	
45	AKELE, Nicola	0	3	0	2	0	0	1	2	3	4	0	1	2	0	1	21	
	TEAM							3	3						1			
	Totals.....	24	52	7	19	12	15	6	26	32	24	67	12	16	2	3	200	

TOTAL FG% 1st Half: 14-27 51.9% 2nd Half: 10-25 40.0% Game: 46.2% DEADBALL
3-Pt. FG% 1st Half: 4-12 33.3% 2nd Half: 3-7 42.9% Game: 36.8% REBOUNDS
F Throw % 1st Half: 6-9 66.7% 2nd Half: 6-6 100% Game: 80.0% 1

Saint Joseph's 12-3 (2-1 A-10)

##	Player	f	fga	3-pt	fga	ft	fta	rebounds	of	de	tot	pf	tp	a	to	blk	s	min
15	MILES, Isaiah	f	4	5	0	2	2	1	2	3	4	10	0	1	0	0	0	27
24	OLIVA, P	f	1	5	0	2	3	3	3	6	2	4	1	1	0	0	14	
43	BEMBRY, D	f	9	21	2	5	2	4	1	6	7	3	22	5	2	1	3	40
01	NEWKIRK, Shavar	g	1	5	0	1	5	8	1	3	4	1	7	1	0	0	0	22
02	BROWN, Aaron	g	7	11	4	4	1	2	1	0	1	2	19	1	1	0	0	31
00	KIMBLE, Lamarr	g	1	3	1	3	0	0	0	0	0	2	3	2	0	0	1	19
12	NDAO, Papa		0	3	0	2	0	0	0	1	1	3	0	2	0	1	0	21
25	DEMERY, James		2	4	0	0	3	4	1	3	4	0	7	1	4	1	1	25
34	BAUMANN, Javon		0	0	0	0	0	0	0	0	0	0	0	0	0	0	0	1
TEAM								3	5	8								
Totals.....			25	57	7	17	15	23	11	23	34	17	72	13	9	3	5	200

TOTAL FG% 1st Half: 14-32 43.8% 2nd Half: 11-25 44.0% Game: 43.9% DEADBALL
3-Pt. FG% 1st Half: 3-10 30.0% 2nd Half: 4-7 57.1% Game: 41.2% REBOUNDS
F Throw % 1st Half: 7-11 63.6% 2nd Half: 8-12 66.7% Game: 65.2% 4

Officials: Bill McCarthy, Nathan Farrell, Jeffrey Anderson
Technical fouls: Rhode Island-None. Saint Joseph's-None.
Attendance: 4,080

Score by Periods 1st 2nd Total
Rhode Island 38 29 67
Saint Joseph's 38 34 72

Game 16: January 13, 2016 - EagleBank Arena - Fairfax, Va.
SJU 87 - George Mason 73

Isaiah Miles had 26 points and 10 rebounds and **DeAndre' Bembry** posted 16 points, 11 rebounds and eight assists to lead Saint Joseph's to an 87-73 win over George Mason. Miles connected on 8-of-10 from the field and was 8-for-8 from the foul line for the Hawks. **Papa Ndao**, who made his first start of the season in place of the injured **Pierfrancesco Oliva** (ankle), matched his career-high with 13 points. **Shavar Newkirk** added 12 points for SJU while going 8-for-10 from the foul line while **James Demery** had 13. After a 54 percent shooting performance in the first half, the Hawks went just 9-for-31 in the second, allowing George Mason to stay within 10 points for most of the half, while coming as close as six points. With SJU leading 72-65, Ndao hit back-to-back threes with under three minutes to play to give SJU a 78-67 lead. From there, the Hawks went 9-for-11 from the line down the stretch to seal the win. Saint Joseph's was in control in the first half, holding a 46-35 halftime lead. But GMU ran off the first eight points of the second half to pull within 46-43, until Bembry ended the 8-0 run with a layup at 16:50, and followed with a dunk to push SJU's lead to 50-43. Demery hit his third three of the game to give SJU a 59-46 lead and jumper by Miles extended it to 61-48. Mason cut its deficit to 65-58, but **Javon Baumann** blocked a shot that led to a Hawks' fastbreak, with Demery converting the layup to give SJU a 67-58 cushion. A three-pointer brought the Patriots within 67-61 with over six minutes left, but a 5-2 Saint Joseph's run kept the Hawks ahead, 72-63. Saint Joseph's was out of the gate quickly, hitting 7-of-9 shots to start the game and building up a 19-8 lead. Mason made an 8-0 run to pull within 19-16, but Bembry ended the streak with a three-pointer to give Saint Joseph's a 22-16 edge. The Patriots answered back and pulled within one, but the Hawks used a run of three-pointers – two each from Demery and Miles – to maintain a 34-26 lead. A three-point play by Ndao and a three-pointer by Bembry extended SJU's lead to its biggest of the half, 40-26, at 4:26. Despite four straight from Mason, the Hawks still went into halftime with a 46-35 lead.

Saint Joseph's 13-3 (3-1 A-10)

##	Player	fg	fga	3-pt	fga	ft	fta	rebounds	of	de	tot	pf	tp	a	to	blk	s	min
12	NDAO, Papa	f	4	10	3	8	2	3	1	1	2	4	13	1	2	0	0	21
15	MILES, Isaiah	f	8	11	2	4	8	8	1	9	10	3	26	0	2	1	1	40
43	BEMBRY, DeAndre'	f	7	14	2	5	0	1	3	8	11	4	16	8	1	0	2	39
01	NEWKIRK, Shavar	f	2	6	0	2	8	10	1	0	1	2	12	3	2	0	0	22
02	BROWN, Aaron	g	1	8	1	5	1	2	0	2	2	0	4	3	0	0	0	25
00	KIMBLE, Lamarr		0	5	0	3	2	2	0	0	0	0	2	2	1	0	0	18
25	DEMERY, James		4	7	3	4	2	2	0	2	2	2	13	0	0	0	0	24
34	BAUMANN, Javon		0	1	0	0	1	2	1	1	2	1	1	0	0	1	0	11
TEAM								2	4	6								
Totals.....			26	62	11	31	24	30	9	27	36	16	87	17	8	2	3	200

TOTAL FG% 1st Half: 17-31 54.8% 2nd Half: 9-31 29.0% Game: 41.9% DEADBALL
3-Pt. FG% 1st Half: 8-15 53.3% 2nd Half: 3-16 18.8% Game: 35.5% REBOUNDS
F Throw % 1st Half: 4-6 66.7% 2nd Half: 20-24 83.3% Game: 80.0% 4

George Mason 6-11 (0-4 A-10)

		tot-fg		3-pt		rebounds												
##	Player	fg	fga	fg	fga	ft	fta	of	de	tot	pf	tp	a	to	blk	s	min	
14	THOMPSON, S	c	3	9	0	0	5	6	4	7	11	3	11	0	4	0	0	24
01	ABRAM, DeAndre	g	2	8	1	5	1	2	1	1	2	1	6	0	2	0	0	23

GAME RECAPS

04 LIVINGSTON, Otis	g	6	11	1	4	1	2	0	2	2	4	14	4	2	0	0	35
05 GRAYER, Jaire	g	3	9	2	8	0	0	0	2	2	4	8	0	1	0	0	31
22 MOORE, Marquise	g	7	11	0	1	7	11	0	7	7	4	21	1	0	0	0	33
02 MURRELL, Kameron	g	2	0	2	0	0	0	0	1	1	1	0	1	1	0	0	14
10 GUJANICIC, Marko	g	3	5	1	3	0	0	3	5	8	1	7	1	1	0	0	29
31 JENKINS, Jalen	g	3	3	0	0	0	0	0	0	0	5	6	0	1	0	2	11
TEAM									4	4	1			1			
Totals.....		27	58	5	23	14	21	8	29	37	24	73	7	13	0	2	200

TOTAL FG% 1st Half: 14-30 46.7% 2nd Half: 13-28 46.4% Game: 46.6% DEADBALL
3-Pt. FG% 1st Half: 3-14 21.4% 2nd Half: 2-9 22.2% Game: 21.7% REBOUNDS
F Throw % 1st Half: 4-4 100% 2nd Half: 10-17 58.8% Game: 66.7% 3

Officials: Sean Hull, Edwin Young, Rob Riley
Technical fouls: Saint Joseph's-None. George Mason-TEAM.
Attendance: 3,044

Score by Periods 1st 2nd Total
Saint Joseph's 46 41 87
George Mason 35 38 73

Game 17: January 16, 2016 - Hagan Arena SJU 80 - Fordham 55

DeAndre' Bembry had 26 points and 12 rebounds to lead five players in double figures as Saint Joseph's defeated Fordham, 80-55, to post its third consecutive win and 10th in the past 11 games. Bembry connected on 11-for-17 from the field and handed out three assists as the Hawks recorded their largest winning margin of the year. **Aaron Brown** added 12 points and six rebounds, **James Demery** scored 11 points off the bench and **Lamarr Kimble** and **Isaiah Miles** added 10 points apiece. Saint Joseph's was in control from the start, up by 10 (14-4) in the first seven minutes. Fordham cut it to 26-20 with 6:45 to play but Bembry, who had 14 points in the half on 6-of-9 shooting scored eight points in a 12-6 Hawks' run that gave them a 38-26 lead at halftime. Both teams shot 45 percent in the first half, but the Hawks opened it up in the second, hitting 51.7 percent from the field. The Hawks opened up a 20-point lead, 48-28, on a dunk by Bembry with the feed from Kimble. Saint Joseph's expanded on that with a 13-3 run, with five from Demery, to take a 61-31 with 8:50 left. SJU's biggest lead of the game came with 3:36 to play when **Brendan Casper** hit his first three-pointer of the season. All 16 players in uniform saw action for SJU for the first time this season.

Fordham 10-6 (1-4 A-10)

##	Player	fg	fga	3-pt	fga	fta	of	de	tot	pf	tp	a	to	blk	s	min
30	RHOOMES, Ryan	f	4	5	0	0	2	2	4	6	4	10	1	6	1	23
43	SENGFELDER, Chris	f	6	11	1	4	0	0	3	4	7	2	13	2	1	35
00	ANDERSON, A	g	3	7	1	3	1	3	0	2	2	2	8	2	4	38
10	SEVERE, Jon	g	5	11	3	7	0	0	1	1	2	4	13	1	0	27
23	THOMAS, Mandell	g	4	14	0	5	0	0	1	5	6	1	8	1	0	36
01	SMITH, Nych	g	0	0	0	0	0	0	0	0	0	0	0	0	0	1
03	ZARKOVIC, Nemanja	g	1	6	1	5	0	0	0	1	1	5	3	3	0	22
21	BUNTING, Jesse	g	0	0	0	0	0	0	0	1	1	0	0	0	0	2
33	PEKAREK, David	g	0	2	0	2	0	0	0	1	1	2	0	1	0	14
42	CANTY, Ryan	g	0	0	0	0	0	0	0	0	0	0	0	0	1	2
TEAM									1	1			1			
Totals.....		23	56	6	26	3	5	7	20	27	20	55	10	15	7	200

TOTAL FG% 1st Half: 11-24 45.8% 2nd Half: 12-32 37.5% Game: 41.1% DEADBALL
3-Pt. FG% 1st Half: 3-9 33.3% 2nd Half: 4-17 23.5% Game: 23.1% REBOUNDS
F Throw % 1st Half: 2-2 100% 2nd Half: 1-3 33.3% Game: 60.0% 2

Saint Joseph's 14-3 (4-1 A-10)

##	Player	fg	fga	3-pt	fga	fta	of	de	tot	pf	tp	a	to	blk	s	min
12	NDAO, Papa	f	0	3	0	2	0	0	0	3	3	1	0	2	0	25
15	MILES, Isaiah	f	4	9	2	4	0	0	0	3	3	3	10	3	1	28
43	BEMBRY, DeAndre'	f	11	17	0	1	4	6	6	6	12	1	26	3	2	34
01	NEWKIRK, Shavar	g	3	8	1	2	0	0	2	2	4	0	7	3	0	20
02	BROWN, Aaron	g	3	7	1	3	5	8	3	3	6	1	12	1	2	27
00	KIMBLE, Lamarr	g	3	5	2	2	3	1	2	3	0	10	3	0	0	18
03	BOOTH, Mike	g	0	1	0	1	0	0	0	0	0	0	0	0	0	1
05	VEGA, Christian	g	0	0	0	0	0	0	0	1	1	0	0	0	0	1
11	CLOVER, Chris	g	0	2	0	2	0	0	0	1	1	1	0	1	0	16
20	CASPER, Brendan	g	1	1	1	1	1	2	0	1	1	0	4	0	1	14
21	THOMPSON, Kyle	g	0	0	0	0	0	0	0	0	0	1	0	0	0	2
23	LODGE, Markell	g	0	0	0	0	0	0	0	0	0	0	0	0	0	3
25	DEMERY, James	g	4	7	0	1	3	5	1	3	4	2	11	0	0	22
32	WILLIAMS, Jai	g	0	0	0	0	0	0	0	0	0	1	0	0	0	3
34	BAUMANN, Javon	g	0	0	0	0	0	0	0	2	2	2	0	1	0	6
TEAM									1	1						
Totals.....		29	60	7	19	15	24	14	27	41	13	80	17	12	2	200

TOTAL FG% 1st Half: 14-31 45.2% 2nd Half: 15-29 51.7% Game: 48.3% DEADBALL
3-Pt. FG% 1st Half: 3-7 42.9% 2nd Half: 4-12 33.3% Game: 36.8% REBOUNDS
F Throw % 1st Half: 7-13 53.8% 2nd Half: 8-11 72.7% Game: 62.5% 5

Officials: Eric Anderson, Matt Potter, Alfred Smith
Technical fouls: Fordham-None. Saint Joseph's-None.
Attendance: 4,200

Score by Periods 1st 2nd Total
Fordham 26 29 55
Saint Joseph's 38 42 80

Game 18: January 20, 2016 - The Palestra - Philadelphia, Pa. SJU 75 - Penn 60

DeAndre' Bembry had 17 points and eight rebounds to lead Saint Joseph's to a 75-60 win over Penn in Big 5 action at the Palestra. The game was the second of a doubleheader which celebrated the 60th anniversary of the Philadelphia Big 5. Bembry also had four steals and four assists while **Aaron Brown** had 15 points on 6-for-11 shooting and **Isaiah Miles** scored 13 points and grabbed nine rebounds. **Shavar Newkirk** had 11 points and five assists while fellow point guard **Lamarr Kimble** scored eight points and handed out a season-high six assists. The Hawks only trailed in the first four minutes and then built up a 29-15 lead, as Brown scored 11 in the first half. Saint Joseph's would take a 39-23 lead at the half as the Hawks limited Penn to just 27 percent shooting. After Saint Joseph's scored the first five points of the second half to take a 44-26 lead, Penn scored eight in a row to come within 44-34. But that would be the closest the Quakers would get the rest of the way as SJU answered with back-to-back baskets from Newkirk and Bembry to give the Hawks a 48-34 cushion. Penn cut its deficit to 52-40, but Bembry scored four in a row and Newkirk added a layup to build Saint Joseph's lead back up to 58-40. SJU took its biggest advantage of the game, 67-48, after Bembry picked up a steal and fed **James Demery** for a dunk at 3:34.

Saint Joseph's 15-3 (2-1 Big 5)

##	Player	fg	fga	3-pt	fga	fta	of	de	tot	pf	tp	a	to	blk	s	min
12	NDAO, Papa	f	1	7	1	7	0	0	1	5	6	1	3	3	1	27
15	MILES, Isaiah	f	5	7	3	4	0	0	3	6	9	5	13	0	1	25
43	BEMBRY, DeAndre'	f	7	19	1	3	2	2	4	4	8	1	17	4	1	39
01	NEWKIRK, Shavar	g	3	5	1	1	4	4	1	1	2	2	11	5	1	18
02	BROWN, Aaron	g	6	11	0	2	3	4	0	3	3	1	15	0	2	26
00	KIMBLE, Lamarr	g	3	6	1	3	1	1	1	2	3	2	8	6	2	22
11	CLOVER, Chris	g	0	0	0	0	0	0	0	0	0	1	0	0	0	1
20	CASPER, Brendan	g	0	0	0	0	0	0	0	0	0	0	0	0	0	1
24	OLIVA, Pierfrancesco	g	1	3	0	2	0	0	1	4	5	1	2	1	0	14
25	DEMERY, James	g	2	6	1	3	0	0	0	2	2	1	5	0	0	20
34	BAUMANN, Javon	g	0	0	0	0	1	3	1	1	2	0	1	0	0	7
TEAM									2	4	6					
Totals.....		28	64	8	25	11	14	14	32	46	15	75	19	10	3	200

TOTAL FG% 1st Half: 16-34 47.1% 2nd Half: 12-30 40.0% Game: 43.8% DEADBALL
3-Pt. FG% 1st Half: 5-15 33.3% 2nd Half: 3-10 30.0% Game: 32.0% REBOUNDS
F Throw % 1st Half: 2-3 66.7% 2nd Half: 9-11 81.8% Game: 78.6% 0

Penn 6-9 (1-3 Big 5)

##	Player	fg	fga	3-pt	fga	fta	of	de	tot	pf	tp	a	to	blk	s	min
14	Jones, Sam	f	1	9	1	8	0	0	0	2	2	1	3	2	3	24
10	Nelson-Henry, D	c	3	10	0	1	0	1	5	4	9	3	6	2	2	32
01	Silpe, Jake	g	3	9	2	5	3	6	0	4	4	4	11	5	1	29
05	Donahue, Jackson	g	6	15	6	15	1	1	1	3	4	2	19	1	2	38
24	Howard, Matt	g	3	6	2	4	3	4	6	4	10	3	11	4	2	32
03	Foreman, Darnell	g	3	7	0	3	1	2	0	0	0	1	7	0	0	11
04	Lewis, Jamal	g	0	2	0	1	0	0	0	0	0	0	0	0	0	4
22	Auger, Mike	g	1	1	0	0	0	1	0	0	0	1	2	0	0	6
25	Hamilton, Tyler	g	0	1	0	1	1	2	0	0	0	3	1	0	1	10
40	Dwyer, Dan	g	0	3	0	0	0	0	3	4	7	1	0	0	0	14
TEAM									2	4	6					
Totals.....		20	63	11	38	9	17	17	25	42	19	60	14	14	0	200

TOTAL FG% 1st Half: 8-30 26.7% 2nd Half: 12-33 36.4% Game: 31.7% DEADBALL
3-Pt. FG% 1st Half: 5-19 26.3% 2nd Half: 6-19 31.6% Game: 28.9% REBOUNDS
F Throw % 1st Half: 2-3 66.7% 2nd Half: 7-14 50.0% Game: 52.9% 2

Officials: Earl Walton, Clarence Armstrong, Louie Andrakakos
Technical fouls: Saint Joseph's-OLIVA, Pierfrancesco. Penn-None.
Attendance: 8,030

Score by Periods 1st 2nd Total
Saint Joseph's 39 36 75
Penn 23 37 60

Game 19: January 24, 2016 - Gola Arena - Philadelphia, Pa. SJU 69 - La Salle 48

Saint Joseph's overcame an 11-point first-half deficit to cruise past La Salle, 69-48, at Tom Gola Arena, in a game that was postponed for a day because of the blizzard that hit the region. **DeAndre' Bembry** led all scorers with 16 points and handed out six assists. **Isaiah Miles** chipped in with 14 points and nine rebounds and freshman **Lamarr Kimble** contributed 10 points as the Hawks won their fifth in a row and 12th out of their last 13. Trailing 19-8, the Hawks closed out the first half with a 20-3 run to take a 28-22 lead at halftime, and would never trail again. The 11-point comeback was a season-best for SJU; the previous was a nine-point deficit at Richmond. The Hawks fell behind early, 12-5, as they missed all six of their three-point attempts and then trailed 19-8 with 8:20 to play. **Aaron Brown** and Kimble then started a run for the Hawks, with four points apiece. Five straight points from Bembry, including the Hawks' first three-pointer in eight tries, tied the score at 21-21. **Papa Ndao** followed with a three-pointer at 1:45 to give SJU its first lead of the game, 24-21, while a steal and layup by Bembry, and layup by Ndao, finished the run and gave the Hawks a 28-22 halftime advantage. Miles scored five straight to start the second half for SJU, and the Hawks held a 32-22 lead to complete a 21-point swing. La Salle scored four straight and pulled within 34-28, but Miles followed with six consecutive points to help SJU regain the double-digit cushion. Miles scored five straight to start the second half for SJU, and the Hawks held a 40-28. A jumper by Bembry at 3:17 pushed the Saint Joseph's lead to over 20 points, 63-42. The Hawks shot 50 percent from the field in the second half, but managed just a 3-for-19 effort from three-point range in the game.

GAME RECAPS

Saint Joseph's 16-3 (5-1 A-10)

##	Player		tot-fg		3-pt		rebounds							pf	tp	a	to	blk	s	min
			fg	fga	fg	fga	fta	of	de	tot										
12	NDAO, Papa	f	2	5	1	3	0	0	2	4	6	1	5	1	0	1	0	29		
15	MILES, Isaiah	f	7	14	0	2	0	0	2	7	9	2	14	1	3	1	0	36		
43	BEMBRY, DeAndre	f	7	13	1	4	1	2	0	4	4	3	16	6	3	0	4	39		
01	NEWKIRK, Shavar	g	2	7	0	5	0	2	0	0	0	0	4	1	0	0	2	21		
02	BROWN, Aaron	g	2	6	0	2	1	2	0	3	3	2	5	2	2	0	1	20		
00	KIMBLE, Lamarr	g	4	7	1	1	1	2	0	0	0	2	10	1	1	0	0	19		
11	CLOVER, Chris	0	1	0	1	0	0	0	0	0	0	0	0	0	0	0	0	1		
20	CASPER, Brendan	0	0	0	0	0	0	0	1	0	1	0	0	1	0	0	0	1		
23	LODGE, Markell	1	1	0	0	0	0	0	0	0	0	0	2	0	0	0	0	2		
24	OLIVA, Pierfrancesco	2	3	0	0	0	0	0	3	0	3	1	4	0	0	0	1	12		
25	DEMERY, James	2	3	0	1	5	6	1	2	3	1	9	0	0	0	0	0	20		
TEAM									4	2	6									
Totals.....			29	60	3	19	8	14	13	22	35	12	69	13	9	2	10	200		

TOTAL FG% 1st Half: 11-24 45.8%

3-Pt. FG% 1st Half: 2-10 20.0%

F Throw % 1st Half: 4-10 40.0%

2nd Half: 18-36 50.0%

2nd Half: 1-9 11.1%

2nd Half: 4-4 100%

Game: 48.3%

Game: 15.8%

Game: 57.1%

DEADBALL

REBOUNDS

4

La Salle 5-12 (1-5 A-10)

##	Player		tot-fg		3-pt		fg		ft	fta	rebounds			pf	tp	a	to	blk	s	min
			fg	fga	fg	fga	fg	fga			of	de	tot							
05	WASHINGTON, f	3	5	0	0	0	0	0	0	0	2	8	10	2	6	0	3	0	0	32
01	SHULER, Johnnie	g	4	10	3	8	0	0	0	0	3	3	0	11	2	5	0	0	1	39
02	STUKES, Amar	g	0	3	0	3	0	0	0	0	0	0	0	5	0	3	0	0	0	14
03	ROBERTS, Cleon	g	4	10	2	5	2	2	3	2	5	3	12	0	4	0	4	0	1	39
21	PRICE, Jordan	g	5	12	2	7	2	4	0	6	6	1	14	1	6	0	1	39		
14	HARRIS, Karl	1	6	0	3	1	2	1	0	1	0	3	2	0	0	1	0	0	1	16
23	MAJSTOROVIC, D	0	0	0	0	0	0	0	0	0	0	0	0	0	0	0	0	0	2	
35	BROWN, Rohan	0	0	0	0	0	2	2	0	0	0	0	1	2	0	0	0	0	1	19
TEAM											1	1	2							
Totals.....			17	46	7	26	7	10	7	20	27	12	48	8	1	19	0	5	20	

TOTAL FG% 1st Half: 7-23 30.4%

3-Pt. FG% 1st Half: 3-14 21.4%

F Throw % 1st Half: 5-6 83.3%

2nd Half: 10-23 43.5%

2nd Half: 4-12 33.3%

2nd Half: 2-4 50.0%

Game: 37.0%

Game: 26.9%

Game: 70.0%

DEADBALL

REBOUNDS

3

Officials: Justin Porterfield, Gary Prager, Mike Pearson

Technical fouls: Saint Joseph's-None. La Salle-None.

Attendance: 3,021

Score by Periods

Saint Joseph's

La Salle

Game 20: January 27, 2016 - Hagan Arena

SJU 78 - Massachusetts 70

Isaiah Miles had a game-high 27 points and 12 rebounds to lead Saint Joseph's to a 78-70 win over Massachusetts at Hagan Arena. Miles scored eight of the Hawks' nine points in the final 1:30 of the game to preserve the win, while recording his seventh double-double of the season. He shot 8-for-14 from the field and was 9-for-11 from the foul line. **DeAndre' Bembry** scored 13 points and grabbed nine rebounds for SJU and **James Demery** had 11 points, with 10 in the second half as the Hawks (17-3; 6-1) secured the win. Saint Joseph's held a 69-57 lead with 3:49 to play, but Massachusetts hit three straight layups and trimmed it to 69-63 with 1:43 to go. Miles converted a pair of free throws and connected on a three-point play off an assist from Demery to build SJU's lead back up to 74-65 with 59 seconds to play. Zach Coleman hit three free throws for UMass at :50, and Jabarie Hinds converted a layup with 45 seconds left to pull the visitors within 75-70, but Miles sealed the win by hitting 3-of-4 from the line in the final 40 seconds. Saint Joseph's trailed at the half for only the seventh time this year, 30-29, but the Hawks opened the second with a 12-3 run, with three-pointers from **Papa Ndao** and Miles to take a 41-33 lead at 16:37. **Aaron Brown** connected on the Hawks' third three in six minutes to increase the lead to 46-35. UMass cut its deficit to single digits, coming as close as 54-50 on a three-pointer with 8:07 to play. Demery scored eight points in a five-minute span to give SJU its biggest lead of the game, 69-57 with 3:49 remaining.

Massachusetts 8-11 (1-6 A-10)

##		Player	tot-fg		3-pt		rebounds														
			fg	fga	fg	fga	ft	fta	of	de	tot	pf	tp	a	to	blk	s	min			
03		SPACE, Antwan	f	2	9	1	5	0	0	2	4	6	5	5	3	4	2	1	28		
22		BERGANTINO, T	c	1	1	0	0	0	0	0	1	1	1	2	0	1	0	1	13		
00		CLARK, Donte	g	2	5	1	2	4	7	0	5	5	5	9	2	1	0	1	31		
12		DAVIS, Trey	g	4	12	2	4	0	0	0	3	3	4	10	2	2	1	0	25		
23		ANDERSON, C.J.	g	1	6	0	2	0	0	1	6	7	1	2	2	1	0	0	30		
05		HINDS, Jabarie		6	9	1	2	0	0	0	3	3	5	13	0	1	0	0	17		
13		COLEMAN, Zach		2	5	1	1	5	8	1	2	3	1	10	4	0	0	1	26		
24		BERGER, Seth		7	11	2	6	1	2	1	5	6	4	17	1	3	0	2	28		
35		MILLER, Rayshawna		1	2	0	1	0	0	0	0	0	2	2	0	0	0	0	2		
		TEAM								2	2	4									
		Totals.....		26	60	8	23	10	17	7	31	38	28	70	14	14	3	6	200		

TOTAL FG% 1st Half: 11-25 44.0%

3-Pt. FG% 1st Half: 4-8 50.0%

F Throw % 1st Half: 4-7 57.1%

2nd Half: 15-35 42.9%

2nd Half: 4-15 26.7%

2nd Half: 6-10 60.0%

Game: 43.3%

Game: 34.8%

Game: 58.8%

DEADBALL

REBOUNDS

3

Saint Joseph's 17-3 (6-1 A-10)

##	Player		tot-fg		3-pt		fg		ft	fta	rebounds			pf	tp	a	to	blk	s	min
			fg	fga	fg	fga	fg	fga			of	de	tot							
12	NDAO, Papa	f	3	7	1	5	0	0	0	0	2	2	4	1	7	2	0	0	0	22
15	MILES, Isaiah	f	8	14	2	5	9	11	3	9	12	1	27	1	27	1	0	0	0	40
43	BEMBRY, DeAndre	f	3	13	0	2	7	9	0	9	9	3	13	3	1	0	0	0	40	
01	NEWKIRK, Shavar	g	2	6	0	1	3	6	1	2	3	3	1	7	2	3	1	0	0	29
02	BROWN, Aaron	g	2	7	2	3	3	4	1	2	3	3	9	1	2	0	2	0	2	25
00	KIMBLE, Lamarr	1	2	0	0	2	2	0	0	0	0	0	1	4	2	0	0	0	10	

24	OLIVA, Pierfrancesco	0	1	0	1	0	2	0	2	2	1	0	1	0	0	1	0	0	1	14
25	DEMERY, James	3	7	0	0	5	6	1	2	3	2	11	1	0	1	1	0	1	1	20
TEAM											2	2	4							
Totals.....			22	57	5	17	29	40	10	30	40	13	78	13	8	3	4	20		

TOTAL FG% 1st Half: 10-32 31.3%

3-Pt. FG% 1st Half: 2-12 16.7%

F Throw % 1st Half: 7-11 63.6%

2nd Half: 12-25 48.0%

2nd Half: 3-5 60.0%

2nd Half: 22-29 75.9%

Game: 38.6%

Game: 29.4%

Game: 72.5%

DEADBALL

REBOUNDS

6

Officials: Les Jones, Joe Lindsay, Ed Corbett

Technical fouls: Massachusetts-None. Saint Joseph's-None.

Attendance: 3,856

Score by Periods

Massachusetts

Saint Joseph's

Game 21: January 30, 2016 - Ryan Center - Kingston, R.I.

SJU 64 - Rhode Island 55

Isaiah Miles scored 17 points and added eight rebounds while **DeAndre' Bembry** added 15 points and 10 boards as Saint Joseph's topped Rhode Island, 64-55, at the Ryan Center for the Hawks' seventh straight win. **Shavar Newkirk** added 12 points, including a perfect 6-of-6 from the free throw line. Miles went 9-for-10 from the foul line and grabbed eight rebounds in the win. Rhode Island scored the game's first four points, but a 7-0 run put the Hawks ahead at 7-4 just under four minutes into the game. After the game was tied at 11, Saint Joseph's went on top for good with a 9-0 spurt that featured five points from **Papa Ndao**, pushing the lead to 20-11 with 6:48 remaining in the half. The lead then swelled to double digits as Bembry converted a three-point play at the 5:05 mark to put the Hawks ahead, 24-13. SJU would lead by as many as 13 in the frame as Miles hit a pair of free throws at :44 for a 30-17 edge, and then a 30-19 lead at the break. Rhode Island cut the SJU lead to 30-24 with 18:21 to go, but the Hawks answered with an 18-4 run featuring eight points from Miles and four each from Bembry and **Aaron Brown** that extended the lead to 48-28 with 12:52 remaining. The Rams responded with a 9-1 run, cutting the margin to 49-37, but a free throw from **James Demery** made it 52-37 game with 7:33 to play. URI cut the margin to single digits with an 8-2 stretch, but would get no closer. Saint Joseph's went 8-of-8 from the free throw line in the final four minutes, including six from Newkirk, to salt away the win.

Saint Joseph 18-3 (7-1 A-10)

#	Player		tot-fg		3-pt		rebounds							pf	tp	a	to	blk	s	min
			fg	fga	fg	fga	ft	fta	of	de	tot									
15	MILES, Isaiah	f	4	8	0	2	9	10	2	6	8	1	17	0	2	0	0	38		
24	OLIVA, P	f	1	3	0	2	1	1	0	3	3	1	3	1	0	1	0	15		
43	BEMBRY, DeAndre	f	7	14	0	3	1	3	0	10	10	4	15	2	4	0	1	36		
01	NEWKIRK, Shavar	g	3	11	0	2	6	6	0	1	1	2	12	1	2	0	0	25		
02	BROWN, Aaron	g	2	5	0	1	0	0	1	3	4	0	4	0	0	0	0	21		
00	KIMBLE, Lamarr		0	3	0	3	0	0	0	1	1	0	0	0	1	0	0	15		
11	CLOVER, Chris		0	0	0	0	0	0	0	0	0	1	0	0	0	0	0	1		
12	NDAO, Papa		2	3	1	2	2	2	0	5	5	4	7	0	2	1	0	24		
25	DEMERY, James		1	5	0	0	4	6	1	6	7	0	6	0	2	0	0	22		
34	BAUMANN, Javon		0	0	0	0	0	0	0	0	0	0	0	0	0	0	0	3		
TEAM									2		1									
Totals.....			20	52	1	15	23	28	6	36	42	13	64	4	13	2	1	200		

GAME RECAPS

Game 22: February 3, 2016 - Hagan Arena
St. Bonaventure 83 - SJU 73

Saint Joseph's seven-game winning streak came to an end as St. Bonaventure's Jaylen Adams scored a career-high 31 points to lead the Bonnies to an 83-73 win at Hagan Arena. **DeAndre' Bembrly** had 22 points, six rebounds and seven assists for Saint Joseph's. **Isaiah Miles** had 11 points and eight rebounds while **Lamarr Kimble** tied his career-high with 11 points for SJU, which has only lost twice in the last 16 games. Trailing 42-35 at the half, Bembrly scored the first four points of the half and then fed Miles for a three-point play, cutting the deficit to 53-51 at 14:30. After St. Bonaventure responded with six straight points, a pair of free throws by **James Demery** and a three-pointer from Miles pulled SJU within 59-56, at 10:19. The Bonnies then went on a game-clinching 19-4 run as Adams hit three three-pointers in a two-minute span to take a 78-60 lead with 3:57, to hand the Hawks one of their biggest deficits of the season. St. Bonaventure made 13-of-34 three-pointers in the game but had just two turnovers to 14 assists, while SJU had eight turnovers and connected on 8-of-25 from beyond the arc. SJU took a quick 7-2 lead at the start, but SBU went on a 12-0 run to take a 14-7 lead. The Hawks answered with a 9-3 run, led by five from Bembrly, to regain the lead, 23-19. That would be the Hawks' last lead of the game as the teams were tied four times in the half and the Bonnies closed out the period with a 10-3 run to own the 42-35 edge at intermission.

St. Bonaventure 14-6 (6-3 A-10)

##	Player	tot-fg		3-pt		rebounds		pf	tp	a	to	blk	s	min
		fg	fga	fg	fga	ft	fta							
21	WRIGHT, Dion	f	6	18	2	8	4	4	4	7	11	3	18	3
45	TYSON, Jordan	f	1	4	0	0	0	0	1	2	3	3	2	0
01	TAQQEE, Idris	g	4	5	3	4	2	2	0	5	5	3	13	2
03	POSLEY, Marcus	g	4	10	1	4	2	2	1	2	3	3	11	2
10	ADAMS, Jaylen	g	10	21	6	12	5	5	1	1	2	2	31	7
04	KAPUTO, Nelson	1	5	1	5	0	0	0	0	0	0	0	3	0
12	GREGG, Denzel	1	3	0	1	1	2	0	3	3	2	3	0	0
20	WOODS, Derrick	1	3	0	0	0	0	0	1	1	2	1	2	0
TEAM														
Totals.....			28	69	13	34	14	15	9	27	36	17	83	14

TOTAL FG% 1st Half: 15-36 41.7% 2nd Half: 13-33 39.4% Game: 40.6% DEADBALL
3-Pt. FG% 1st Half: 8-21 38.1% 2nd Half: 5-13 38.5% Game: 38.2% REBOUNDS
F Throw % 1st Half: 4-4 100% 2nd Half: 10-11 90.9% Game: 93.3% 2

Saint Joseph's 18-4 (7-2 A-10)

##	Player	tot-fg		3-pt		rebounds		pf	tp	a	to	blk	s	min
		fg	fga	fg	fga	ft	fta							
15	MILES, Isaiah	f	4	12	1	6	2	3	2	6	8	2	11	0
24	OLIVA, P	f	1	5	0	1	0	0	1	2	3	2	2	0
43	BEMBRY, DeAndre'	f	7	11	2	4	6	8	3	3	6	3	22	7
01	NEWKIRK, Shavar	g	2	6	0	1	2	2	0	5	5	1	6	2
02	BROWN, Aaron	g	3	7	2	4	0	1	0	1	1	2	8	0
00	KIMBLE, Lamarr	g	3	7	1	2	4	4	1	3	4	1	11	3
12	NDAO, Papa	2	5	2	5	1	3	1	7	8	2	7	0	1
25	DEMERY, James	2	4	0	2	2	2	2	1	2	3	1	6	0
TEAM														
Totals.....			24	57	8	25	17	23	9	29	38	14	73	14

TOTAL FG% 1st Half: 11-30 36.7% 2nd Half: 13-27 48.1% Game: 42.1% DEADBALL
3-Pt. FG% 1st Half: 4-13 30.8% 2nd Half: 4-12 33.3% Game: 32.0% REBOUNDS
F Throw % 1st Half: 9-12 75.0% 2nd Half: 8-11 72.7% Game: 73.9% 5

Officials: Wally Rutecki, Anthony Jordan, Tim Clougherty
Technical fouls: St. Bonaventure-None. Saint Joseph's-None.
Attendance: 4,027

Score by Periods	1st	2nd	Total
St. Bonaventure	42	41	83
Saint Joseph's	35	38	73

Game 23: February 6, 2016 - Rose Hill Gym - Bronx, N.Y.
SJU 82 - Fordham 60

Shavar Newkirk and **Lamarr Kimble** each set new career highs in scoring to lead Saint Joseph's past Fordham, 82-60, at Rose Hill Gym. Newkirk led all scorers with 17 points, while Kimble chipped in with 13 of his own. **DeAndre' Bembrly** posted another double-double, finishing with 16 points, 10 rebounds, and seven assists on the day, while **Isaiah Miles** scored 13 points, all in the second half as the Hawks pushed their road record to a nation's best 8-0. Newkirk made the most of his homecoming to New York, connecting on 6-of-9 field goals, while making 3-for-4 from three-point range. Kimble hit 4-of-7 from the field, while making three three-pointers. Leading 40-30 at halftime, the Hawks broke it open in the second half. After sitting out most of the first half with two fouls, Miles got the Hawks going in the second half, scoring 11 of their first 15 points, as SJU staked a 55-37 lead at 14:29. The Hawks took their first 20-point lead of the game, 65-45, with over eight minutes to go on a three-pointer by Newkirk. SJU missed its first six shots of the game and trailed, 7-0, but Newkirk broke the scoreless string five minutes in with a three. Newkirk then hit two more baskets, with a layup by Bembrly in between, to ignite a 13-2 run, giving SJU a 13-9 lead. The Hawks increased it as Kimble connected on three three-pointers, with the third giving SJU a 27-15 lead with under five minutes to play. After a pair of free throws by Demery, Bembrly dunked one in for SJU's biggest lead of the half, 34-18. Fordham cut its deficit to 10 points and the Hawks led, 40-30, at halftime.

Saint Joseph's 19-4 (8-2 A-10)

##	Player	tot-fg		3-pt		rebounds		pf	tp	a	to	blk	s	min
		fg	fga	fg	fga	ft	fta							
15	MILES, Isaiah	f	5	11	2	6	1	1	2	4	6	4	13	0
24	OLIVA, P	f	2	5	0	0	0	0	2	6	8	2	4	1
43	BEMBRY, DeAndre'	f	6	9	0	2	4	4	1	9	10	1	16	7
01	NEWKIRK, Shavar	g	6	9	3	4	2	2	0	3	3	1	17	2
02	BROWN, Aaron	g	0	5	0	1	0	0	0	2	2	0	1	0
00	KIMBLE, Lamarr	g	4	7	3	5	2	3	0	1	1	1	13	2
03	BOOTH, Mike	0	0	0	0	0	0	0	0	0	0	0	0	0
11	CLOVER, Chris	0	2	0	1	0	0	0	0	0	0	0	0	0
12	NDAO, Papa	3	4	3	4	0	0	1	1	2	5	9	4	2
20	CASPER, Brendan	1	1	0	0	0	0	0	1	1	0	2	0	1
21	THOMPSON, Kyle	0	1	0	1	0	0	0	1	1	2	0	1	0
23	LODGE, Markell	0	0	0	0	0	0	0	0	0	0	0	0	0
25	DEMERY, James	2	4	0	0	2	2	1	1	2	0	6	1	2
34	BAUMANN, Javon	1	1	0	0	0	0	0	2	2	0	2	0	0
TEAM														
Totals.....			30	59	11	24	11	12	7	34	41	18	82	19

TOTAL FG% 1st Half: 14-26 53.8% 2nd Half: 16-33 48.5% Game: 50.8% DEADBALL
3-Pt. FG% 1st Half: 8-13 61.5% 2nd Half: 3-11 27.3% Game: 45.8% REBOUNDS
F Throw % 1st Half: 4-4 100% 2nd Half: 7-8 87.5% Game: 91.7% 0

Fordham 12-9 (3-7 A-10)

##	Player	tot-fg		3-pt		rebounds		pf	tp	a	to	blk	s	min
		fg	fga	fg	fga	ft	fta							
30	RHOOMES, Ryan	f	7	9	0	0	2	6	3	6	9	4	16	2
33	PEKAREK, David	f	1	8	0	6	0	0	0	2	2	3	2	1
43	SENGFELDER, Chris	f	5	9	4	6	2	2	0	3	3	2	16	0
0	ANDERSON, A	g	1	4	0	3	0	1	0	2	2	2	2	0
12	CHARTOYNY, J	g	1	5	1	3	2	2	0	2	2	1	5	7
01	SMITH, Nych	1	3	0	2	0	0	0	1	1	1	2	2	0
03	ZARKOVIC, Nemanja	0	4	0	3	0	0	0	2	2	4	0	0	1
10	SEVERE, Jon	5	12	3	6	1	2	0	0	0	1	14	2	2
21	BUNTING, Jesse	0	0	0	0	3	5	0	1	1	0	3	0	1
42	CANTY, Ryan	0	0	0	0	0	0	0	1	1	1	0	0	0
TEAM														
Totals.....			21	54	8	29	10	18	5	23	28	15	60	15

TOTAL FG% 1st Half: 11-26 42.3% 2nd Half: 10-28 35.7% Game: 38.9% DEADBALL
3-Pt. FG% 1st Half: 4-13 30.8% 2nd Half: 4-16 25.0% Game: 27.6% REBOUNDS
F Throw % 1st Half: 4-8 50.0% 2nd Half: 6-10 60.0% Game: 55.6% 2

Officials: John Hughes, Nathan Farrell, Steve Ruppenthal
Technical fouls: Saint Joseph's-None. Fordham-None.
Attendance: 3,200

Score by Periods	1st	2nd	Total
Saint Joseph's	40	42	82
Fordham	30	30	60

Game 24: February 10, 2016 - Smith Center - Washington, D.C.
SJU 84 - George Washington 66

Isaiah Miles poured in a game-high 21 points and added nine rebounds as Saint Joseph's pulled away in the second half to earn an 84-66 win over George Washington at the Smith Center. The win extended Saint Joseph's road record to a nation's best 9-0 while giving them their ninth 20-win season under coach **Phil Martelli**. **DeAndre' Bembrly** added 14 points, **James Demery** and **Shavar Newkirk** had 10 points apiece and **Pierfrancesco Oliva** had nine points on 3-for-4 three-point shooting. Saint Joseph's shot a blistering 64 percent from the field in the second half as it weathered a GW run early in the half. After GW trimmed a double-digit Saint Joseph's lead to 46-43, the Hawks scored on their next 12 possessions, to take a 72-55 lead on a jumper by Bembrly with 6:49 to play. Miles had eight points in that stretch that spanned almost nine minutes. SJU led 39-32 at the half and came out with six straight points to take a 45-32 lead. GW answered with an 11-1 run to come within their smallest deficit of the game, 46-43, before SJU pulled away for good. The Hawks jumped out quickly at the start, going up 11-4 on three by Brown and a pair of three-pointers by Oliva. SJU took a 19-10 lead with 12 minutes to go on a steal by Newkirk and layup by Demery. After GW closed to 21-16, Miles hit his first three of the game to give SJU a 24-16 cushion and took its biggest lead of the half, 29-18, on a three by **Papa Ndao**. GW came within four points on two occasions, including 31-27 at 4:33, but SJU answered with an 8-2 run, which included a three-point play from Bembrly, to increase its lead to 36-27 on a layup by Demery. SJU shot 57 percent from the field in the game, while committing just five turnovers.

Saint Joseph's 20-4 (9-2 A-10)

##	Player	tot-fg		3-pt		rebounds		pf	tp	a	to	blk	s	min
		fg	fga	fg	fga	ft	fta							
15	MILES, Isaiah	f	8	12	3	6	2	2	3	6	9	3	21	1
24	OLIVA, P	f	3	7	3	4	0	0	1	1	2	2	9	2
43	BEMBRY, DeAndre'	f	6	12	0	2	2	2	1	4	5	2	14	3
01	NEWKIRK, Shavar	g	4	6	1	2	1	2	0	2	2	1	10	4
02	BROWN, Aaron	g	2	6	1	2	0	0	1	0	1	2	5	2
00	KIMBLE, Lamarr	g	3	5	0	1	2	2	0	0	0	0	8	3
12	NDAO, Papa	2	3	1	2	0	0	0	2	2	2	5	1	0
25	DEMERY, James	5	8	0	2	0	0	0	3	3	0	10	1	1
34	BAUMANN, Javon	1	1	0	0	0	0	0	0	0	1	2	0	0
TEAM														
Totals.....			34	60	9	21	7	8	7	22	29	13	84	17

TOTAL FG% 1st Half: 16-32 50.0% 2nd Half: 18-28 64.3% Game: 56.7% DEADBALL
3-Pt. FG% 1st Half: 6-14 42.9% 2nd Half: 3-7 42.9% Game: 42.9% REBOUNDS
F Throw % 1st Half: 1-1 100% 2nd Half: 6-7 85.7% Game: 87.5% 0

GAME RECAPS

George Washington 18-6 (7-4 A-10)

##	Player	f	tot-fg		3-pt		rebounds		pf	tp	a	to	blk	s	min
			fg	fga	fg	fga	ft	fta							
21	LARSEN, Kevin	f	5	7	0	0	0	0	4	5	9	0	1	0	35
34	CAVANAUGH, Tyler	f	7	12	1	3	2	3	3	3	6	4	17	2	28
12	WATANABE, Yuta	g	4	9	2	4	0	0	2	1	3	2	10	1	28
13	GARINO, Patricio	g	5	13	1	4	1	2	1	2	3	2	12	1	39
22	McDONALD, Joe	g	4	11	1	2	1	2	1	6	7	0	10	7	36
01	MITOLA, Alex	g	1	6	0	3	0	0	2	1	3	1	2	1	12
03	JORGENSEN, Paul	g	0	2	0	1	0	0	1	0	1	0	0	0	9
04	SWAN, Anthony	g	0	1	0	0	0	0	1	0	1	1	0	0	3
14	ROLAND, Jordan	g	0	1	0	1	0	0	0	1	1	0	0	0	3
30	HART, Matt	g	2	2	1	1	0	0	0	0	2	5	0	0	7
TEAM															
Totals.....			28	64	6	19	4	7	16	20	36	12	66	14	200

TOTAL FG% 1st Half: 14-36 38.9% 2nd Half: 14-28 50.0% Game: 43.8% DEADBALL
 3-Pt. FG% 1st Half: 2-10 20.0% 2nd Half: 4-9 44.4% Game: 31.6% REBOUNDS
 F Throw % 1st Half: 2-3 66.7% 2nd Half: 2-4 50.0% Game: 57.1% 1

Officials: Bryan Kersey, Mark Schnur, Brian O'Connell
 Technical fouls: Saint Joseph's-None. GW-CAVANAUGH, Tyler.
 Attendance: 3,091

Score by Periods 1st 2nd Total
 Saint Joseph's 39 45 84
 George Washington 32 34 66

Game 25: February 13, 2016 - Hagan Arena SJU 88 - La Salle 62

Isaiah Miles scored a game-high 19 points to lead four players in double figures as Saint Joseph's defeated La Salle, 88-62, in an Atlantic 10 and Big 5 game at Hagan Arena. Miles grabbed eight rebounds for SJU while **James Demery** made 7-of-9 shots to tie his career-high with 17 points off the bench. **DeAndre' Bemby** had 13 points, nine rebounds and four assists and **Aaron Brown** scored 11 points for the Hawks. SJU scored the first nine points of the game and never looked back, running up a 27-11 lead in the first 12 minutes as Bemby had 13 points on 5-for-6 shooting. A jumper by **Papa Ndao** gave SJU its biggest lead of the half, 31-17 with 4:51 to play. The Hawks scored the first nine points of the game and never looked back, running up a 27-11 lead in the first 12 minutes as Bemby had 13 points on 5-for-6 shooting. Trailing 36-20, La Salle cut its deficit to 38-27 with 51 seconds to go in the half, but SJU took a 40-27 lead into halftime. The Hawks continued to roll in the second half, and built their margin to 20, 53-33, on one of Miles' three three-pointers at 14:41. Leading 62-42, the Hawks went on an 11-2 run, which featured consecutive dunks by Brown and a jumper by Demery to increase the margin to 73-44 with 7:57 to play. Saint Joseph's biggest lead of the game, 79-49, came with 5:07 remaining on a dunk by Demery with the assist from **Lamarr Kimble**. Saint Joseph's connected on 51.7 percent from the field in the game, while La Salle hit 35 percent, with 13 of their 21 field goals coming from three-point range.

La Salle 5-18 (1-11 A-10; 0-4 Big 5)

##	Player	f	tot-fg		3-pt		rebounds		pf	tp	a	to	blk	s	min
			fg	fga	fg	fga	ft	fta							
05	WASHINGTON, T	f	0	2	0	0	0	0	2	4	6	5	0	0	25
01	SHULER, Johnnie	g	3	7	2	6	0	0	1	0	1	1	8	3	24
02	STUKES, Amar	g	3	12	2	6	0	0	0	1	1	3	8	1	25
03	ROBERTS, Cleon	g	4	10	3	8	6	8	0	2	2	4	17	3	33
21	PRICE, Jordan	g	3	13	2	7	0	0	1	7	8	2	8	2	39
11	LEWIS, O.J.	g	0	0	0	0	0	0	0	0	0	0	0	0	1
12	SAKHNIUK, Yevgen	g	2	4	0	0	1	2	2	1	3	5	5	4	20
14	HARRIS, Karl	g	4	8	4	6	0	0	0	0	1	1	12	1	16
23	MAJSTOROVIC, Dusan	g	0	1	0	1	0	0	0	1	1	2	0	0	4
35	BROWN, Rohan	g	2	3	0	1	0	0	0	1	1	1	4	0	13
TEAM															
Totals.....			21	60	13	35	7	10	8	20	28	22	62	14	200

TOTAL FG% 1st Half: 9-27 33.3% 2nd Half: 12-33 36.4% Game: 35.0% DEADBALL
 3-Pt. FG% 1st Half: 6-15 40.0% 2nd Half: 7-20 35.0% Game: 37.1% REBOUNDS
 F Throw % 1st Half: 3-4 75.0% 2nd Half: 4-6 66.7% Game: 70.0% 3

Saint Joseph's 21-4 (10-2 A-10; 3-1 Big 5)

##	Player	f	tot-fg		3-pt		rebounds		pf	tp	a	to	blk	s	min
			fg	fga	fg	fga	ft	fta							
15	MILES, Isaiah	f	6	12	3	6	4	5	1	7	8	2	19	1	34
24	OLIVA, P	f	3	4	1	1	0	0	0	4	4	0	7	1	18
43	BEMBRY, DeAndre'	f	5	7	1	2	2	2	2	7	9	4	13	4	23
01	NEWKIRK, Shavar	g	1	7	1	4	2	4	0	1	1	0	5	1	21
02	BROWN, Aaron	g	5	7	1	3	0	0	0	2	2	1	11	2	26
00	KIMBLE, Lamarr	g	2	7	1	3	0	0	0	1	1	2	5	6	17
03	BOOTH, Mike	g	0	1	0	0	0	0	0	1	1	0	0	0	2
05	VEGA, Christian	g	0	0	0	0	0	0	0	0	0	0	0	0	1
11	CLOVER, Chris	g	0	1	0	0	3	4	0	0	0	0	3	0	4
12	NDAO, Papa	g	2	3	0	1	2	2	0	2	2	6	2	1	28
20	CASPER, Brendan	g	0	1	0	0	0	0	0	0	0	0	0	0	3
21	THOMPSON, Kyle	g	0	0	0	0	0	0	0	0	0	0	0	0	2
23	LODGE, Markell	g	0	0	0	0	0	0	0	0	0	0	0	0	2
25	DEMERY, James	g	7	9	0	0	3	3	0	2	2	2	17	1	23
32	WILLIAMS, Jai	g	0	1	0	0	2	2	0	2	2	1	2	0	3
34	BAUMANN, Javon	g	0	0	0	0	0	1	2	1	3	0	0	0	3
TEAM															
Totals.....			31	60	8	20	18	23	10	32	42	14	88	18	200

TOTAL FG% 1st Half: 16-31 51.6% 2nd Half: 15-29 51.7% Game: 51.7% DEADBALL
 3-Pt. FG% 1st Half: 4-12 33.3% 2nd Half: 4-8 50.0% Game: 40.0% REBOUNDS
 F Throw % 1st Half: 4-5 80.0% 2nd Half: 14-18 77.8% Game: 78.3% 3

Officials: Dwayne Gladden, Gary Pucino, Alfred Smith
 Technical fouls: La Salle-None. Saint Joseph's-None.
 Attendance: 4,200

Score by Periods 1st 2nd Total
 La Salle 27 35 62
 Saint Joseph's 40 48 88

Game 26: February 17, 2016 - Hagan Arena SJU 79 - #15/13 Dayton 70

DeAndre' Bemby had 16 points and 13 rebounds to lead five players in double figures as Saint Joseph's knocked off #15/13 Dayton, 79-70, before a standing-room only crowd at Hagan Arena. **Isaiah Miles** had a double-double scoring 12 points in the second half, while adding 12 rebounds and a career-high five assists for the Hawks. **Aaron Brown** scored 14 points and freshman **Lamarr Kimble** matched his career-high with 13 points on 4-for-5 shooting and handed out five assists. **James Demery** scored 12 points on a 4-for-7 effort from the field. It was the first ranked team beaten by the Hawks since March 16, 2014, when SJU defeated #23 VCU to win the Atlantic 10 Championship. Leading 36-27 at the half, Saint Joseph's built it up to a double-digit margin, 40-30, in the first two minutes. After Dayton cut it to 46-39, the Hawks went on an 8-1 run, highlighted by a slam by Demery off a lob from Kimble, followed by a backdoor layup by Miles from Bemby to inflate the lead to 54-40. Dayton used a pair of threes and a layup to come within 56-48, but the Hawks answered as Kimble connected on a three-pointer and found Demery for a layup to push SJU's lead to 63-50 at 7:40. The Flyers had another run in them as they outscored SJU, 9-3, to come within, 66-61, at 3:49, but Kimble again came through, finding Miles for a layup and hitting a pair of free throws to build Saint Joseph's margin back to 70-61. And although Dayton cut its margin to 70-63 at 2:42, Bemby slammed home an offensive rebound to provide the exclamation point on the Hawks' win. The Hawks jumped out to a 6-0 start, with all six scored by Brown before Dayton scored seven unanswered points. The teams then played through eight lead changes and two ties before the Hawks started to break away. Trailing 22-21, the Hawks went on a 12-2 run to give SJU its biggest lead of the half, 35-24.

Dayton 21-4 (11-2 A-10)

##	Player	f	tot-fg		3-pt		rebounds		pf	tp	a	to	blk	s	min
			fg	fga	fg	fga	ft	fta							
02	MILLER, Sam	f	2	4	0	2	0	0	1	0	1	2	4	0	13
21	PIERRE, Dyshawn	f	4	9	1	2	1	2	5	8	13	2	10	5	40
03	DAVIS, Kyle	g	2	5	0	1	0	1	1	1	2	2	4	0	14
04	COOKE, Charles	g	7	19	2	7	0	0	0	4	3	16	2	2	35
11	SMITH, Scoochie	g	4	11	2	6	1	3	0	6	6	1	11	7	34
01	DAVIS, Darrell	g	5	14	3	10	0	0	0	7	7	3	13	3	28
05	McELVENE, Steve	g	6	7	0	0	0	1	1	1	2	2	12	0	18
15	CROSBY, John	g	0	2	0	1	0	0	0	1	1	0	0	0	6
22	WEHRLI, Bobby	g	0	1	0	1	0	0	2	0	2	2	0	0	8
33	MIKESELL, Ryan	g	0	1	0	1	0	0	0	0	0	1	0	0	4
TEAM															
Totals.....			30	73	8	31	2	7	11	30	41	18	70	19	200

TOTAL FG% 1st Half: 12-34 35.3% 2nd Half: 18-39 46.2% Game: 41.1% DEADBALL
 3-Pt. FG% 1st Half: 2-13 15.4% 2nd Half: 6-18 33.3% Game: 25.8% REBOUNDS
 F Throw % 1st Half: 1-2 50.0% 2nd Half: 1-5 20.0% Game: 28.6% 3

Saint Joseph's 22-4 (11-2 A-10)

##	Player	f	tot-fg		3-pt		rebounds		pf	tp	a	to	blk	s	min
			fg	fga	fg	fga	ft	fta							
15	MILES, Isaiah	f	5	13	0	7	2	2	4	8	12	3	12	5	29
24	OLIVA, P	f	0	2	0	2	1	2	0	4	4	2	1	1	12
43	BEMBRY, DeAndre'	f	7	18	0	3	2	5	1	12	13	3	16	3	40
01	NEWKIRK, Shavar	g	3	4	2	2	0	0	0	2	2	0	8	2	19
02	BROWN, Aaron	g	5	11	0	2	4	5	0	1	1	2	14	0	31
00	KIMBLE, Lamarr	g	4	5	2	3	4	4	1	1	2	0	13	5	21
12	NDAO, Papa	g	1	3	1	1	0	0	0	0	4	3	0	1	12
25	DEMERY, James	g	4	7	0	0	4	6	1	4	5	1	12	1	28
34	BAUMANN, Javon	g	0	1	0	0	0	0	2	1	3	0	0	0	8
TEAM															
Totals.....			29	64	5	20	16	24	10	34	44	15	79	17	200

TOTAL FG% 1st Half: 13-28 46.4% 2nd Half: 16-36 44.4% Game: 45.3% DEADBALL
 3-Pt. FG% 1st Half: 3-9 33.3% 2nd Half: 2-11 18.2% Game: 25.0% REBOUNDS
 F Throw % 1st Half: 7-14 50.0% 2nd Half: 9-10 90.0% Game: 66.7% 3

Officials: Paul Faia, Rob Riley, Tony Chiazza
 Technical fouls: Dayton-None. Saint Joseph's-None.
 Attendance: 4,200

Score by Periods 1st 2nd Total
 Dayton 27 43 70
 Saint Joseph's 36 43 79

GAME RECAPS

Game 27: February 20, 2016 - Belk Arena - Davidson, N.C.
Davidson 99 - SJU 93

Saint Joseph's suffered its first road loss of the year, falling to Davidson, 99-93, to end the nation's only unbeaten road record at 9-1. **Isaiah Miles** had 32 points on 12-for-18 shooting while **DeAndre' Bemby** had 19 points, with 17 in the second half, for Saint Joseph's. **Shavar Newkirk** added 13 points and **Aaron Brown** scored 12. After a frenetic scoring pace in the first half, which saw SJU own a 48-43 lead at halftime, the Hawks continued to hold onto the lead for most of the second half. They led by as much as six points although Davidson forced seven ties. The Wildcats took the lead for good at 5:04 as they broke a 79-79 tie with five straight points. Davidson ran the lead up to 91-83 on a pair of free throws. A three-pointer by **Papa Ndao** and a basket by Bemby pulled the Hawks to within 91-88 with :37 left, but two Davidson free throws gave the home team a 93-88 cushion. Bemby connected on a three to pull the Hawks within 93-91, but the Wildcats iced it with a pair of free throws at :22. Both teams shot over 50 percent from the field in the game but the Wildcats went 29-for-36 from the line, while SJU was just 10-of-16. The teams combined for 26 points first four minutes and SJU had a 14-11 lead. The Hawks took their biggest lead of the half, 24-16, on a layup by Newkirk after a steal. Miles had 13 points in the first seven minutes, giving SJU a 22-16 lead. The senior made his first five shots and finished with 19 points in the first half. Jack Gibbs had 35 points for Davidson and helped the Wildcats tie the game, 30-30, and then Davidson took a brief 39-37 lead but the Hawks answered right back as Newkirk converted a three-point play, 40-39. SJU would maintain the lead the rest of the half, taking a 48-43 edge into halftime. Bemby, who played a season-low seven minutes in the first half after he was called for two fouls, scored six of the Hawks' eight points in a stretch that had them holding onto a 68-66 lead with over 10 minutes to play. Davidson took its first lead of the second half, 72-71, at 8:34. Miles answered with a three-pointer to give the lead back to the Hawks, but Gibbs tied it again 74-74. Miles hit a jumper at 7:48 to push SJU ahead, 76-74, but it would be the Hawks' last lead of the game.

Saint Joseph's 22-5 (11-3 A-10)

#	Player	tot-fg		3-pt		rebounds		pf	tp	a	to	blk	s	min
		fg	fga	fg	fga	ft	fta							
01	NEWKIRK, Shavar *	6	8	0	2	1	2	1	3	4	5	13	4	27
02	BROWN, Aaron *	4	10	2	4	2	2	1	1	2	3	12	2	0
15	MILES, Isaiah *	12	18	3	7	5	6	1	4	5	2	32	0	40
24	OLIVA, P *	2	3	1	2	0	0	0	0	3	5	3	0	16
43	BEMBRY, DeAndre' *	8	14	1	3	2	4	0	2	2	3	19	1	27
00	KIMBLE, Lamarr	2	6	0	1	0	0	0	2	2	1	4	4	1
12	NDAO, Papa	2	4	2	4	0	0	2	4	6	2	6	2	1
25	DEMERY, James	1	3	0	0	0	2	0	0	0	4	2	0	0
TEAM		2		3		5								
Totals.....		37	66	9	23	10	16	7	19	26	23	93	16	200

TOTAL FG% 1st Half: 19-33 57.6%
 3-Pt. FG% 1st Half: 6-13 46.2%
 F Throw % 1st Half: 4-4 100%

2nd Half: 18-33 54.5%
 2nd Half: 3-10 30.0%
 2nd Half: 6-12 50.0%

Game: 56.1%
 Game: 39.1%
 Game: 62.5%

DEADBALL
 REBOUNDS
 4

Davidson 16-9 (8-6 A-10)

#	Player	tot-fg		3-pt		rebounds		pf	tp	a	to	blk	s	min
		fg	fga	fg	fga	ft	fta							
01	EKWU, Nathan *	4	5	0	0	10	14	5	3	8	3	18	1	30
03	SULLIVAN, Brian *	2	9	1	6	4	4	0	3	3	0	9	5	1
12	GIBBS, Jack *	11	18	5	7	8	9	0	2	2	0	35	5	0
23	ALDRIDGE, Peyton *	5	8	2	3	3	3	0	2	2	3	15	2	0
32	REIGEL, Rusty *	1	1	0	0	0	0	0	1	1	5	2	1	3
02	WATKINS, Jordan	0	2	0	2	0	0	0	1	1	1	0	2	0
05	BARHAM, Jordan	2	3	0	0	0	0	0	2	2	1	4	0	1
15	MICHELSEN, Oskar	2	3	2	3	4	6	1	5	6	0	10	0	0
40	MCAULIFFE, Andrew	3	4	0	0	0	0	0	2	2	2	6	0	1
Team		3		3		6								
Totals.....		30	53	10	21	29	38	9	24	33	15	99	16	200

TOTAL FG% 1st Half: 15-24 62.5%
 3-Pt. FG% 1st Half: 6-11 54.5%
 F Throw % 1st Half: 7-9 77.8%

2nd Half: 15-29 51.7%
 2nd Half: 4-10 40.0%
 2nd Half: 22-29 75.9%

Game: 56.6%
 Game: 47.6%
 Game: 76.3%

DEADBALL
 REBOUNDS
 4

Officials: Kenneth Clark, Larry Scirotto, Matt Potter
 Technical fouls: Saint Joseph's-None. Davidson-None.
 Attendance: 5,295

Score by Periods	1st	2nd	Total
Saint Joseph's	48	45	93
Davidson	43	56	99

Game 28: February 24, 2016 - Mullins Center - Amherst, Mass.
SJU 74 - Massachusetts 57

Isaiah Miles had 20 points and nine rebounds and **DeAndre' Bemby** had 18 points and nine rebounds to lead Saint Joseph's to a 74-57 win over Massachusetts at the Mullins Center. **Aaron Brown** had 14 points and four assists for the Hawks while **Lamarr Kimble** scored 10 points. Bemby, who played just 12 minutes in the second half because of foul trouble, shot 8-for-12 from the field. Miles was 6-of-10 and hit 4-of-5 from three-point range. Leading 35-31 at halftime, Saint Joseph's broke away in the second half, as **Shavar Newkirk** got things started with two straight three pointers to give SJU a 41-35 lead. **Papa Ndao** came up with a block on a UMass fastbreak that led to a three-pointer from Miles to give SJU a 46-35 lead. Bemby scored six of the Hawks' next eight points and Brown had a layup to push the Hawks' lead to 54-40. A three by Miles at 11:12 gave the Hawks' their biggest margin of the game, 57-40, to that point. UMass went on an 11-2 run to cut the deficit to 59-51. Saint Joseph's answered with five straight, including a three-pointer from Ndao, to build the Hawk lead back

up to 64-51. From there, the Hawks closed out the game and took their biggest lead, 74-53, with 1:29 to go on a three by Kimble. The Hawks, who lead the A-10 in three-point field goal defense, limited UMass to 2-for-22 shooting from behind the arc, including an 0-for-11 effort in the first half. UMass got out to an 8-2 start but the Hawks regrouped after the first media timeout and went on a 10-4 run, with threes from Bemby and Miles to tie it on a layup by Brown. After SJU took its first lead, UMass scored four straight to go up 16-13. The Hawks went on a 16-4 run, with seven points from Kimble, to give SJU its biggest lead of the half, 29-20. UMass forced another tie, 31-31, but SJU closed out the half with four straight, including a Bemby layup at the buzzer to take a 35-31 lead into the break.

Saint Joseph's 23-5 (12-3 A-10)

#	Player	tot-fg		3-pt		rebounds		pf	tp	a	to	blk	s	min
		fg	fga	fg	fga	ft	fta							
12	NDAO, Papa	1	5	1	5	0	0	0	3	3	2	3	2	1
15	MILES, Isaiah	6	10	4	5	4	5	2	7	9	3	20	3	0
43	BEMBRY, DeAndre' f	8	12	2	3	0	0	0	9	9	4	18	4	0
01	NEWKIRK, Shavar	2	12	1	5	2	4	1	4	5	1	7	2	3
02	BROWN, Aaron	5	10	0	0	4	6	2	2	4	1	14	4	0
00	KIMBLE, Lamarr	4	5	2	2	0	0	1	1	2	1	10	0	3
25	DEMERY, James	0	4	0	2	2	2	0	1	1	3	2	0	1
TEAM		1		1										
Totals.....		26	58	10	22	12	17	7	27	34	15	74	15	200

TOTAL FG% 1st Half: 13-30 43.3%
 3-Pt. FG% 1st Half: 4-10 40.0%
 F Throw % 1st Half: 5-8 62.5%

2nd Half: 13-28 46.4%
 2nd Half: 6-12 50.0%
 2nd Half: 7-9 77.8%

Game: 44.8%
 Game: 45.5%
 Game: 70.6%

DEADBALL
 REBOUNDS
 3

Massachusetts 12-15 (5-10 A-10)

#	Player	tot-fg		3-pt		rebounds		pf	tp	a	to	blk	s	min
		fg	fga	fg	fga	ft	fta							
03	SPACE, Antwan	3	5	0	0	0	0	1	4	5	4	6	2	2
22	BERGANTINO, T	3	4	0	0	0	0	2	1	3	1	6	0	0
00	CLARK, Donte	6	15	1	7	7	10	1	0	1	2	20	1	1
12	DAVIS, Trey	2	12	0	5	0	0	1	5	6	3	4	5	3
23	ANDERSON, C.J.	1	4	0	2	0	0	0	5	5	2	2	2	1
05	HINDS, Jabarie	9	15	1	4	0	0	0	4	4	1	19	1	1
13	COLEMAN, Zach	0	3	0	3	0	0	1	3	4	2	0	1	1
24	BERGER, Seth	0	1	0	1	0	0	1	3	4	3	0	0	1
35	MILLER, Rayshawn	0	0	0	0	0	0	0	0	0	0	0	0	0
45	HOLLOWAY, Rashaan	0	0	0	0	0	0	0	1	1	1	0	0	0
TEAM		1		1										
Totals.....		24	59	2	22	7	10	8	26	34	19	57	12	200

TOTAL FG% 1st Half: 14-32 43.8%
 3-Pt. FG% 1st Half: 0-11 0.0%
 F Throw % 1st Half: 3-4 75.0%

2nd Half: 10-27 37.0%
 2nd Half: 2-11 18.2%
 2nd Half: 4-6 66.7%

Game: 40.7%
 Game: 9.1%
 Game: 70.0%

DEADBALL
 REBOUNDS
 4

Game 29: February 28, 2016 - Hagan Arena
SJU 77 - Saint Joseph's 63

DeAndre' Bemby scored a game-high 27 points, with 19 in the second half, to power Saint Joseph's past Saint Louis, 77-63, at sold-out Hagan Arena. **Isaiah Miles** added 18 points for the Hawks and **Lamarr Kimble** had eight points, all in the second half, and tied his career-high with six assists. **Shavar Newkirk** added nine points for SJU, which shot 60 percent from the field in the second half. Bemby had 11 points in the final eight minutes for SJU as the Hawks regained the lead after Saint Louis had tied it with over 12 minutes to play. Saint Joseph's had a 45-36 lead but Saint Louis scored eight straight points and tied the game 47-47 on a three-pointer at 12:48. Bemby then scored six points in a 14-6 Saint Joseph's run, closing out the spurt with an assist on Kimble's three pointer at 5:15 to give SJU a 61-53 lead. Back-to-back buckets by Miles and Kimble upped SJU's lead to 65-55 lead, but Saint Louis quickly cut it to 65-60. Bemby then found **Aaron Brown** crosscourt, and he connected on a three-pointer to give SJU a 68-60 advantage. After free throws from Bemby and Kimble, the Hawks' lead was again double digits, 70-60. Bemby scored the Hawks' next six points, including a highlight-film dunk that accentuated the win, pushing SJU's margin to 76-62. The teams played a tight first half, with Saint Louis hitting 48 percent from the field, but Saint Joseph's holding onto a 35-32 lead at the break.

Saint Louis 10-18 (5-11 A10)

#	Player	tot-fg		3-pt		rebounds		pf	tp	a	to	blk	s	min
		fg	fga	fg	fga	ft	fta							
35	AGBEKO, Reggie	4	4	0	0	0	0	0	2	2	4	8	0	2
03	YACOBBOU, Ash	2	5	1	3	1	2	2	5	7	1	6	3	1
10	HINES, Aaron	1	4	0	2	0	0	0	1	1	3	2	2	1
11	BISHOP, Jermaine	5	13	3	7	2	2	0	1	1	15	3	0	0
32	CRAWFORD, Mike	6	13	2	7	0	2	1	5	6	4	14	1	0
00	BARTLEY, Marcus	0	1	0	1	0	0	0	0	0	0	0	0	0
01	YARBROUGH, Milik	2	5	0	2	1	2	1	1	2	4	5	0	1
02	REYNOLDS, Miles	3	4	0	0	2	4	0	3	3	8	1	3	0
05	ROBY, Davell	1	5	1	4	0	0	0	1	1	2	3	1	2
13	NEUFELD, Matt	1	1	0	0	0	0	0	1	1	1	2	0	0
TEAM		3		3										
Totals.....		25	55	7	26	6	12	4	23	27	23	63	11	200

TOTAL FG% 1st Half: 14-29 48.3%
 3-Pt. FG% 1st Half: 3-13 23.1%
 F Throw % 1st Half: 1-4 25.0%

2nd Half: 11-26 42.3%
 2nd Half: 4-13 30.8%
 2nd Half: 5-8 62.5%

Game: 45.5%
 Game: 26.9%
 Game: 50.0%

DEADBALL
 REBOUNDS
 2

Saint Joseph's 24-5 (13-3 A10)

#	Player	tot-fg		3-pt		rebounds		pf	tp
---	--------	--------	--	------	--	----------	--	----	----

GAME RECAPS

00 KIMBLE, Lamarr	2	6	1	3	3	6	0	4	4	2	8	6	0	1	0	20
11 CLOVER, Chris	0	0	0	0	0	0	0	0	0	0	0	0	0	0	0	1
12 NDAO, Papa	2	5	2	5	0	0	1	1	2	4	6	1	1	1	1	22
25 DEMERY, James	0	1	0	1	2	3	2	1	3	0	2	1	0	0	0	21
TEAM							2	2	4							
Totals.....	26	54	6	24	19	31	10	28	38	17	77	21	12	4	6	200

TOTAL FG% 1st Half: 11-29 37.9%	2nd Half: 15-25 60.0%	Game: 48.1%	DEADBALL
3-Pt. FG% 1st Half: 4-16 25.0%	2nd Half: 2-8 25.0%	Game: 25.0%	REBOUNDS
F Throw % 1st Half: 9-13 69.2%	2nd Half: 10-18 55.6%	Game: 61.3%	9

Officials: Eric Anderson, Jerry Heater, Clarence Armstrong
 Technical fouls: Saint Louis-None. Saint Joseph's-None.
 Attendance: 4,200

Score by Periods	1st	2nd	Total
Saint Louis	32	31	63
Saint Joseph's	35	42	77

Game 30: March 2, 2016 - Blue Cross Arena - Rochester, N.Y. St. Bonaventure 98 - SJU 90

Saint Joseph's fell victim to the highest individual scoring effort in Division I this season as Marcus Posley scored 47 points in a 98-90 win for St. Bonaventure at Blue Cross Arena to sweep the season series. **Isaiah Miles** and **Shavar Newkirk** led the Hawks with 19 points, while **Aaron Brown** and **DeAndre Bembry** added 18 apiece. Newkirk set a new career-high in the game as he shot 7-for-12 from the field, while also adding six assists, while **Lamarr Kimble** scored 11 points. SJU trailed 41-28 at halftime but chipped away at the Bonnies' lead in the second. Newkirk scored the first four points of the half before a layup from Miles cut the deficit to 41-34 with 18:17 remaining. St. Bonaventure would push the lead back to double digits, going up 53-41. The Hawks then went on a 14-0 run over the next three minutes to take the lead. Bembry and Brown each hit a pair of free throws to make it a nine-point game before a three-pointer from **Papa Ndao** cut the Bonnies' lead to 53-48 with just under 15 minutes to play. A jumper by Brown made it a 53-52 and Miles canned a three at the 12:50 mark to give the Hawks their first lead of the second half, 55-53. St. Bonaventure answered back before Brown then tied the game at 58-58 with 11:35 remaining. The Bonnies would score the next nine points en route to a 20-4 run, holding the Hawks without a field goal over a four-minute span and opening a 78-62 advantage with 7:30 to go. The deficit remained in double digits until the final minute, when an 8-0 spurt got the Hawks back within 93-88. After Posley hit one of two at the line, Miles had a look from outside that would have made it a one-possession game in the final 30 seconds, but it would not fall, and the Bonnies salted away the win. In the first half, the Hawks held a brief 20-17 lead, but the Bonnies used a 22-4 run to take the lead at halftime, 41-28.

Saint Joseph's 24-6 (13-4 A-10)

##	Player		tot	fg	fga	3-pt	fg	fga	fta	rebounds	of	de	tot	pf	tp	a	to	blk	s	min
15	MILES, Isaiah	f	6	13	2	7	5	6	3	1	4	4	19	1	2	1	0	0	36	
24	OLIVA, P	f	0	2	0	0	0	0	0	2	2	4	0	0	1	1	0	11		
43	BEMBRY, DeAndre	f	5	13	2	5	6	6	2	3	5	3	18	3	1	1	1	37		
01	NEWKIRK, Shavar	f	7	12	0	3	5	5	1	2	3	0	19	6	2	0	2	27		
02	BROWN, Aaron	g	6	13	2	6	4	4	0	4	4	3	18	3	2	0	0	34		
00	KIMBLE, Lamarr	g	4	7	1	4	2	2	0	1	1	3	11	3	0	0	0	24		
12	NDAO, Papa	1	1	1	1	0	0	0	0	2	2	4	3	0	0	0	0	14		
25	DEMERY, James	1	2	0	1	0	0	0	2	2	4	2	2	0	2	0	0	17		
TEAM										4	3	7								
Totals.....			30	63	8	27	22	23	12	20	32	23	90	14	13	3	3	200		

TOTAL FG% 1st Half: 12-29 41.4%	2nd Half: 18-34 52.9%	Game: 47.6%	DEADBALL
3-Pt. FG% 1st Half: 2-10 20.0%	2nd Half: 6-17 35.3%	Game: 29.6%	REBOUNDS
F Throw % 1st Half: 2-2 100%	2nd Half: 20-21 95.2%	Game: 95.7%	1

St. Bonaventure 21-7 (13-4 A-10)

##	Player		tot-fg		3-pt		rebounds											
			fg	fga	fg	fga	ft	of	de	tot	pf	tp	a	to	blk	s	min	
20	WOODS, Derrick	f	1	2	0	0	1	1	0	0	0	1	3	0	0	0	8	
21	WRIGHT, Dion	f	7	12	3	3	5	5	0	6	6	4	22	3	2	1	40	
01	TAQQEE, Idris	g	2	4	1	2	1	2	0	5	5	4	6	4	0	0	230	
03	POSLEY, Marcus	g	15	19	6	7	11	12	0	2	2	4	47	1	3	0	135	
10	ADAMS, Jaylen	g	2	4	0	2	2	3	0	1	1	1	6	7	6	0	140	
04	KAPUTO, Nelson	0	2	0	2	0	0	0	2	2	2	0	0	0	0	0	18	
12	GREGG, Denzel	6	9	0	0	2	6	2	4	6	3	14	0	1	2	1	27	
45	TYSON, Jordan	0	0	0	0	0	0	0	1	1	0	0	0	0	0	0	2	
TEAM																		
Totals.....			33	52	10	16	22	29	2	21	23	19	98	15	12	3	5	200

TOTAL FG% 1st Half: 15-26 57.7%	2nd Half: 18-26 69.2%	Game: 63.5%	DEADBALL
3-Pt. FG% 1st Half: 4-8 50.0%	2nd Half: 6-8 75.0%	Game: 62.5%	REBOUNDS
F Throw % 1st Half: 7-8 87.5%	2nd Half: 15-21 71.4%	Game: 75.9%	4

Officials: Jeff Anderson, Paul Faia, Donnie Eppley
 Technical fouls: Saint Joseph's-None. St. Bonaventure-None.
 Attendance: 6,457

Score by Periods	1st	2nd	Total
Saint Joseph's	28	62	90
St. Bonaventure	41	57	98

Game 31: March 5, 2016 - Hagan Arena Duquesne 78 - SJU 70

Saint Joseph's fell to Duquesne, 78-70, in the final regular-season game at Hagan Arena, ruining the Hawks' "Senior Day" and **Isaiah Miles** scoring his 1,000th-career point. Miles had 21 points and 12 rebounds and classmate **Aaron Brown** scored 20 in their final game in Hagan Arena. **DeAndre Bembry** had 11 points, seven rebounds and six assists and freshman **Lamarr Kimble** added 10 points for Saint Joseph's. Miles scored the 1000th point of his career with 11:30 to play to become the 53rd player in school history to reach the plateau, an impressive feat considering he had 444 points entering this year. Holding the lead since the midway through the first half, Duquesne took its biggest margin of the game, 54-45, on a layup by Derick Colter at 14:54. The Hawks scored seven straight to pull within 54-52, but a dunk gave the Dukes a 56-52 cushion. Duquesne, which shot 50 percent in the game, led the entire second half, with Saint Joseph's only able to force one tie, 56-56, on Miles' milestone point at 11:34. SJU came within 63-62 at 6:31, but a three-pointer gave Duquesne a 66-62 lead. Miles followed with a jumper but DU again answered and pushed its lead to 68-64 at 4:35. With Saint Joseph's trailing, 73-70, another three-pointer gave Duquesne a 76-70 lead with 1:08 to play. SJU's biggest lead was six points in the opening minutes of the game. Miles scored nine points in the first eight minutes of the game as the Hawks held a 19-14 lead, but was then called for his second foul and spent the rest of the half on the bench. Duquesne tied the game at 19-19 and went on a 7-0 run to take a 33-26 lead with under seven minutes to play and then owned a 40-36 halftime lead.

Duquesne 16-15 (6-12 A-10)

##	Player	f	g	fg	fga	3-pt	fg	fga	ft	fta	of	de	tot	pf	tp	a	to	blk	s	min
02	JAMES, Eric	f	3	9	0	3	0	0	0	1	3	4	2	6	1	4	0	0	0	30
33	GILL, L.G.	f	6	9	2	4	0	0	0	0	14	14	2	14	1	0	1	0	38	
00	LEWIS, Darius	c	1	4	0	0	1	4	2	5	7	2	3	3	1	1	1	1	24	
01	COLTER, Derrick	g	7	13	3	5	1	2	0	8	8	2	18	11	4	0	1	40	1	40
22	MASON, Micah	g	10	19	5	12	3	4	2	3	5	1	28	2	2	0	0	0	38	
13	JACKSON, M	1	4	1	3	0	0	0	1	2	3	3	3	0	1	0	1	0	14	
20	SANDERS, Nakye	0	0	0	0	0	0	0	0	1	1	2	0	0	0	0	0	0	3	
55	ROBINSON, Jordan	3	4	0	0	0	0	0	1	2	3	4	6	0	0	1	0	13	13	
	TEAM								1	1	2									
	Totals.....		31	62	11	27	5	10	8	39	47	18	78	18	12	3	2	2	200	

TOTAL FG% 1st Half: 16-32 50.0%	2nd Half: 15-30 50.0%	Game: 50.0%	DEADBALL
3-Pt. FG% 1st Half: 6-14 42.9%	2nd Half: 5-13 38.5%	Game: 40.7%	REBOUNDS
F Throw % 1st Half: 2-4 50.0%	2nd Half: 3-6 50.0%	Game: 50.0%	2

Saint Joseph's 24-7 (13-5 A-10)

##	Player	fg	fga	3-pt	fg	fga	ft	fta	rebounds	de	tp	pf	tp	a	to	blk	s	min
15	MILES, Isaiah	f	6	13	3	9	6	7	3	9	12	3	21	0	1	0	0	29
24	OLIVA, P	f	1	3	0	1	0	0	1	3	4	0	2	1	0	0	1	14
43	BEMBRY, DeAndre	f	5	13	0	3	1	2	2	5	7	2	11	6	0	1	1	40
01	NEWKIRK, Shavar	g	0	8	0	4	1	2	0	1	1	1	1	6	0	0	0	23
02	BROWN, Aaron	g	8	16	2	6	2	5	1	2	3	0	20	0	1	0	2	33
00	KIMBLE, Lamarr	g	3	5	3	5	1	2	0	0	0	5	10	2	2	1	0	20
12	NDAO, Papa	1	7	1	7	0	0	0	2	2	1	3	3	1	0	0	0	22
25	DEMERY, James	1	7	0	1	0	2	2	1	3	2	2	2	0	0	0	0	13
34	BAUMANN, Javon	0	0	0	0	0	0	0	1	3	4	0	0	0	0	0	0	6
TEAM									3	3								
Totals.....			25	72	9	36	11	20	13	26	39	14	70	16	4	2	4	200

TOTAL FG% 1st Half: 12-37 32.4%	2nd Half: 13-35 37.1%	Game: 34.7%	DEADBALL
3-Pt. FG% 1st Half: 5-20 25.0%	2nd Half: 4-16 25.0%	Game: 25.0%	REBOUNDS
F Throw % 1st Half: 7-12 58.3%	2nd Half: 4-8 50.0%	Game: 55.0%	4

Officials: Kenneth Clark, Edwin Young, Nathan Farrell
 Technical fouls: Duquesne-None. Saint Joseph's-None.
 Attendance: 4,200

Score by Periods	1st	2nd	Total
Duquesne	40	38	78
Saint Joseph's	36	34	70

ALL-TIME A-10 TOURNAMENT RESULTS

SJU seed in (); bold denotes championship

1983:	West Semi	(2E)	Temple 88 - SJU 69
1984:	Qtr	(2)	St. Bonaventure 68 - SJU 67
1985:	Qtr	(3)	SJU 52 - George Washington 49
	Semi		Temple 62 - SJU 61
1986:	Qtr	(1)	SJU 59 - Penn State 51
	Semi		SJU 60 - Duquesne 59
	Final		SJU 72 - West Virginia 64
1987:	Qtr	(5)	SJU 81 - Penn State 78
	Semi		Temple 84 - SJU 68
1988:	(Qtr)	(5)	SJU 85 - Penn State 78 (OT)
	(Semi)		Temple 74 - SJU 67
1989:	(1st Rd)	(9)	SJU 87 - Massachusetts 83
	(Qtr)		West Virginia 79 - SJU 59
1990:	(1st Rd)	(8)	Duquesne 96 - SJU 70
1991:	(1st Rd)	(8)	SJU 82 - Rhode Island 65 (OT)
	(Qtr)		SJU 96 - Rutgers 87 (OT)
	(Semi)		G. Washington 84 - SJU 82 (OT)
1992:	(Qtr)	(7)	Temple 75 - SJU 59
1993:	(Qtr)	(2)	SJU 71 - Rutgers 70
	(Semi)		Temple 71 - SJU 60
1994:	(1st Rd)	(8)	SJU 94 - St. Bonaventure 83
	(Qtr)		Massachusetts 74 - SJU 58
1995:	(Qtr)	(4)	SJU 84 - St. Bona. 78 (2OT)
	(Semi)		Massachusetts 68 - SJU 57
1996:	(1st Rd)	(3E)	SJU 80 - Duquesne 72 (OT)
	(Qtr)		G. Washington 81- SJU 71
1997:	(Qtr)	(1E)	SJU 75 - St. Bonaventure 59
	(Semi)		SJU 78 - George Washington 70
	(Final)		SJU 61 - Rhode Island 56
1998:	(1st Rd)	(5E)	SJU 73 - La Salle 72
	(Qtr)		Temple 76 - SJU 52
1999:	(1st Rd)	(6E)	La Salle 81 - SJU 54
2000:	(1st Rd)	(4E)	SJU 65 - La Salle 56
	(Qtr)		Dayton 67- SJU 64
2001:	(Qtr)	(1)	SJU 82 - La Salle 74
	(Semi)		Massachusetts 75 - SJU 70
2002:	(Qtr)	(2E)	Dayton 81 - SJU 74
2003:	(Qtr)	(1E)	SJU 68 - La Salle 48
	(Semi)		Dayton 76 - SJU 73
2004:	(Qtr)	(1E)	Xavier 87 - *SJU 67
2005:	(Qtr)		SJU 63- Richmond 51
	(Semi)		SJU 73- Xavier 68
	(Final)		George Washington 76- SJU 67
2006:	(1st Rd)	(5)	SJU 67- Dayton 55
	(Qtr)		SJU 56- Saint Louis 37
	(Semi)		SJU 73- Temple 59
	(Final)		Xavier 62- SJU 61
2007:	(1st Rd)	(6)	SJU 66 - Temple 62
	(Qtr)		George Washington 58- SJU 43
2008:	(1st Rd)	(5)	SJU 80 - Fordham 62
	(Qtr)		SJU 61 - Richmond 47
	(Semi)		SJU 61 - Xavier 53
	(Final)		Temple 69 - SJU 64
2009:	(1st Rd)	(5)	SJU 72 - Charlotte 62
	(Qtr)		Temple 79 - SJU 65
2010:	(1st Rd)	(12)	Rhode Island 87 - SJU 76
2011:	(1st Rd)	(12)	SJU 71 - George Washington 59 (OT)
	(Qtr)		SJU 93 - Duquesne 90 (OT)
	(Semi)		Dayton 64 - SJU 63
2012:	(1st Rd)	(5)	SJU 80 - Charlotte 64
	(Qtr)		St. Bonaventure 71 - SJU 68
2013:	(1st Rd)	(10)	SJU 58 - Xavier 57
	(Qtr)		VCU 82 - SJU 79
2014:	(Qtr)	(4)	SJU 70 - Dayton 67
	(Semi)		SJU 67 - St. Bonaventure 48
	(Final)		SJU 65 - VCU 61
2015:	(2nd Rd)	(7)	St. Bonaventure 60 - SJU 49

HAWKS' A-10 TOURNAMENT RECORDS

(entering 2016 Tournament)

	<u>Appearances</u>	<u>Record</u>	<u>Last Time</u>	<u>Streak</u>
First Round *	17	13-4	2015	L-1
Quarterfinals	29	15-14	2014	W-1
Semifinals	15	6-9	2014	W-1
Finals	6	3-3	2014	W-1
Overall Record		37-30 (33 years)		

* as of 2015, referred to as Second Round

CAREER STATS - A-10 TOURNAMENT

DeAndre' Bembry	Min	FG-A	3FG-A	FT-A	RB	AST	PTS
'14 vs. Dayton	37	5-11	2-5	3-6	5	3	15
'14 vs. St. Bona	39	1-7	1-5	1-2	6	2	4
'14 vs. VCU	38	5-11	0-3	3-6	4	8	13
'15 vs. St. Bona	40	3-14	0-4	6-8	6	3	12
Totals (Avg/Pct)	154	14-43	3-17	13-22	21	16	44
4 games	38.5	.325	.176	.591	5.2	4.0	11.0

Javon Baumann	Min	FG-A	3FG-A	FT-A	RB	AST	PTS
'14 vs. Dayton	DNP						
'14 vs. St. Bona	1	0-0	0-0	0-0	0	0	0
'15 vs. St. Bona	16	1-1	0-0	0-0	5	0	2
Totals (Avg/Pct)	17	1-1	0-0	0-0	5	0	2
2 games	8.5	1.000	.000	.591	2.5	0	1.0

Aaron Brown	Min	FG-A	3FG-A	FT-A	RB	AST	PTS
'15 vs. St. Bona	24	0-6	0-0	2-4	4	1	2

Brendan Casper	Min	FG-A	3FG-A	FT-A	RB	AST	PTS
'14 vs. Dayton	DNP						
'14 vs. St. Bona	1	0-0	0-0	1-2	0	0	1
'15 vs. St. Bona	DNP						


James Demery	Min	FG-A	3FG-A	FT-A	RB	AST	PTS
'15 vs. St. Bona	32	4-9	0-1	0-0	3	1	8

Isaiah Miles	Min	FG-A	3FG-A	FT-A	RB	AST	PTS
'14 vs. Dayton	2	0-0	0-0	0-0	1	0	0
'14 vs. St. Bona	2	0-0	0-0	0-0	0	0	0
'14 vs. VCU	DNP						
'15 vs. St. Bona	27	4-11	3-7	8-8	3	0	19
Totals (Avg/Pct)	31	4-11	3-7	8-8	4	0	19
3 games	10.3	.363	.428	1.000	1.3	0.0	6.3

Papa Ndao	Min	FG-A	3FG-A	FT-A	RB	AST	PTS
'12 vs. Charlotte	DNP						
'12 vs. St. Bona	DNP						
'13 vs. Xavier	4	0-0	0-0	0-0	1	0	0
'13 vs. VCU	5	1-1	1-1	1-3	0	0	4
'14 vs. Dayton	2	0-0	0-0	0-0	1	0	0
'14 vs. St. Bona	2	0-0	0-0	0-0	0	0	0
'14 vs. VCU	3	0-1	0-1	0-0	0	0	0
Totals (Avg/Pct)	16	1-2	1-2	1-3	2	0	4
5 games	3.2	.500	.500	.333	0.4	0	0.8

Shavar Newkirk	Min	FG-A	3FG-A	FT-A	RB	AST	PTS
'15 vs. St. Bona	20	0-6	0-2	2-4	1	2	2

Jai Williams	Min	FG-A	3FG-A	FT-A	RB	AST	PTS
'15 vs. St. Bona	13	2-2	0-0	0-0	3	0	4



DeANDRE' BEMBRY

Junior • Forward • 6-6 • 210

Charlotte, N.C.

The Patrick School (N.J.)

All-America Candidate

Atlantic 10 Player of the Year

Atlantic 10 All-Conference First Team

Atlantic 10 All-Defensive Team

Julius Erving Small Forward Award Finalist

43

Overall Stats: 17.0 ppg, 7.8 rpg, 4.5 apg

A-10 Stats: 17.5 ppg, 7.8 rpg, 4.7 apg

Career: 84 double-figure games... 23 20-plus point games... 14 double-doubles.

2015-16: Has recorded double-figures in all 31 games this season... Matched season-high 27 points (11-of-16 FG) to go with eight rebounds and six assists vs. Saint Louis... Notched 18 points (8-of-12 FG) and nine rebounds at UMass... Recorded 14th career double-double with 16 points and season-high 13 rebounds vs. #15/13 Dayton... Had 16 points and 10 rebounds at Fordham... Netted 22 points (7-of-11 FG) vs. St. Bonaventure... Posted 15 points (7-of-14 FG) and 10 rebounds at Rhode Island... Had 16 points, six assists, and four steals at La Salle... Tallied 17 points, eight rebounds, four assists, and four steals at Penn... Recorded 26 points (11-of-17 FG) and 12 rebounds vs. Fordham... Posted 16 points (7-of-14 FG), 11 rebounds, season-high eight assists, and two steals at George Mason... Recorded 20 points (9-of-21 FG), seven rebounds, five assists, and three steals vs. Rhode Island... Posted 17 points and matched season-high eight assists vs. VCU... Posted 15 points and nine rebounds vs. UMass... Recorded 22 points vs. Virginia Tech... Registered 16 points (6-of-9 FG, 4-of-6 3FG), nine rebounds, and seven assists vs. Illinois State... Recorded 17 points and season-high 13 rebounds at Temple... Posted season-high 27 points (11-of-17 FG) and 10 rebounds and matched season-high four steals vs. Princeton... Recorded 12 points, nine rebounds, and season-high eight assists at Columbia... Posted 15 points and 10 rebounds vs. Old Dominion at the Hall of Fame Tip-Off Tournament... Netted 10 points, including 1000th career point, and added five rebounds and five assists vs. Buffalo... Scored 12 points (6-of-11 FG) and added seven assists and six rebounds vs. Niagara... Netted game-high 23 points and added season-high four steals vs. Drexel... Atlantic 10 Player of the Week (2/29, 12/14)... Philadelphia Big 5 Player of the Week (2/29, 1/25, 1/18, 12/21, 12/14, 11/16)... Team captain for second year... One of 20 collegiate players invited to the Nike Basketball Academy in June... Named to Wooden Award Preseason Top 50 List... Named to Naismith Trophy Early Season Watch List.

2014-15: The Atlantic 10's leading scorer in both overall (17.7 ppg) and conference games (19.0), becoming the first SJU player to win the league's scoring title... Was the fifth player in Hawk history to receive All-Atlantic 10 First Team honors as a sophomore... Named to the USBWA District 2 Team and to the NABC All-District 4 First Team... All-Big Five First Team selection... Led the nation in minutes played with 38.6 per game... Ranked seventh in the A-10 with 7.7 rebounds in overall games while ranking fifth with 8.7 in A-10 games... Topped the Hawks with 3.6 assists and 1.9 steals... Ranked among the top 15 in the conference in seven categories... Recorded 13 20-plus point games, 28 double-figure games and six double-doubles on the season... Had game-high 21 points, six rebounds and six assists in regular-season finale at Rhode Island... Tallied 14 points and 13 rebounds, and added career-high nine assists, against La Salle... Recorded a career-high 33 points and added 14 rebounds in win at Massachusetts, shooting a career-best 10-for-11 from the foul line... Scored 23 points at Dayton... Notched 19 points and nine rebounds vs. Rhode Island... Had three straight double-doubles starting with 21 points and career-high 17 rebounds against Davidson... Followed with 19 points-12 rebounds at Saint Louis and 14 points-11 rebounds vs. George Mason... Scored 20 points at La Salle... Recorded 25 points against Penn... Hit for 25 points on 9-of-16 shooting and added eight rebounds, seven assists, five steals, and three blocks vs. Massachusetts... Posted 27 points with career-high 6-of-9 three-point attempts at St. Bonaventure... Made 7-of-12 from the field to tally 16 points, eight rebounds, and three blocks at #20 VCU... Hit for 22 points vs. George Washington... Scored 20 points on 8-of-13 from the field at Denver... Made 8-of-11 field goals en route to 21 points vs. Loyola Maryland... Posted 23 points and added four steals against Western Kentucky... Posted first career double-double with 17 points and 11 rebounds vs. LIU Brooklyn... Recorded 22 points and nine rebounds vs. Vermont... Elected as team co-captain, becoming the second sophomore in school history to serve as captain, and the first since with 1936-37... Atlantic 10 Co-Player of the Week (1/26)... Philadelphia Big 5 Player of the Week (1/26, 2/2, 3/2)... National Jesuit Player of the Week (2/5).

2013-14: Atlantic 10 Co-Rookie of the Year and All-Rookie Team selection... Named the Big 5 Rookie of the Year... Chosen to the Kyle Macy Freshman All-America squad... Team's third leading scorer with 12.1 points per game for A-10 Champion... Averaged 4.5 rebounds and 2.7 assists... Started all 34 games and set the freshman record for games played... Scored double figures in 25 games... Had 13 points in championship game win over VCU... Scored 15 points in A-10 Quarterfinal win over Dayton... Led team with then career-high 22 points and eight assists at George Washington... Hit 18 points (5-of-9 FG) at St. Bonaventure... Scored all 16 points in second half in win at La Salle... Registered 18 points on 8-of-13 shooting from the floor in win over VCU... Had then career-high eight assists vs. Binghamton... Hit 18 points vs. Drexel... Named A-10 Rookie of the Week twice (11/18, 2/9).

High School/Personal: New Jersey All-State First Team selection in 2013... Named the 2013 Union County Player of the Year... Averaged 21.8 points per game, while grabbing 9.0 rebounds... Tallied over 1,000 career points... Team captured the Union County Tournament and reached the State Non-Public B championship game... All-Union County First Team honoree... Averaged 18.2 points as a junior... Nominee for 2013 McDonald's All-American Team... Participated in the 2013 Jordan Brand Classic... Originally from Charlotte, N.C., and attended Rocky River High School before transferring to The Patrick School in New Jersey... Communication studies major.


2015-16 Game-by-Game

OPPONENT	MIN	FG-A	3PT-A	FT-A	OR	DR	TR	F	A	TO	BL	S	PT
Drexel*	35	6-12	0-2	11-15	1	2	3	2	2	3	1	4	23
Niagara*	35	6-11	0-1	0-1	1	5	6	3	7	3	1	1	12
Buffalo*	38	4-11	0-2	2-4	0	5	5	1	5	1	1	1	10
Florida*	37	2-11	0-3	6-8	2	6	8	3	5	4	1	1	10
Old Dominion	34	3-8	1-3	8-10	2	8	10	2	3	4	4	1	15
Villanova*	40	8-18	1-5	0-0	1	5	6	3	2	0	0	1	17
Columbia*	37	4-14	2-8	2-2	1	8	9	1	8	0	3	0	12
Princeton*	40	11-17	1-5	4-6	0	10	10	2	3	2	0	4	27
Temple*	36	7-15	0-4	3-7	2	11	13	3	3	0	2	2	17
Illinois State*	35	6-9	4-6	0-0	0	9	9	2	7	3	1	1	16
Virginia Tech*	39	9-19	2-6	2-4	1	6	7	1	2	4	0	1	22
UMES*	40	5-13	2-5	3-4	3	6	9	2	2	3	1	1	15
Richmond*	37	5-13	2-3	4-9	2	4	6	3	6	2	0	1	16
VCU*	40	6-19	1-6	4-9	2	5	7	2	8	2	0	1	17
Rhode Island*	40	9-21	2-5	2-4	1	6	7	3	5	2	1	3	22
George Mason*	39	7-14	2-5	0-1	3	8	11	4	8	1	0	2	16
Fordham*	34	11-17	0-1	4-6	6	6	12	1	3	2	0	0	26
Penn*	39	7-19	1-3	2-2	4	4	8	1	4	1	1	4	17
La Salle*	39	7-13	1-4	1-2	0	4	4	3	6	3	0	4	16
Massachusetts*	40	3-13	0-2	7-9	0	9	9	3	3	3	1	0	13
Rhode Island*	36	7-14	0-3	1-3	0	10	10	4	2	4	0	1	15
St. Bonaventure*	39	7-11	2-4	6-8	3	3	6	3	7	1	1	0	22
Fordham*	36	6-9	0-2	4-4	1	9	10	1	7	2	0	1	16
George Washington*	40	6-12	0-2	2-2	1	4	5	2	3	4	1	0	14
La Salle*	23	5-7	1-2	2-2	2	7	9	4	4	1	0	1	13
Dayton*	40	7-18	0-3	2-5	1	12	13	3	3	0	0	0	16
Davidson*	27	8-14	1-3	2-4	0	2	2	3	1	4	1	2	19
Massachusetts*	31	8-12	2-3	0-0	0	9	9	4	4	0	1	3	18
Saint Louis*	39	11-16	0-3	5-10	1	7	8	3	6	4	1	2	27
St. Bonaventure*	37	5-13	2-5	6-6	2	3	5	3	3	1	1	1	18
Duquesne*	40	5-13	0-3	1-2	2	5	7	2	6	0	1	1	11

* Denotes game started

BEMBRY'S CAREER STATISTICS

YEAR	GP-GS	MIN-AVG	FG-FGA	PCT	3FG-A	PCT	FT-FTA	PCT	REB-AVG	PF-D	AST	TO	BL	ST	PTS-AVG
2013-14	34-34	1107- 32.6	143-312	.458	36-104	.346	91-156	.583	153- 4.5	88-2	92	86	19	32	413- 12.1
2014-15	31-31	1197- 38.6	199-461	.432	50-153	.327	102-160	.638	240- 7.7	73-2	111	89	29	60	550- 17.7
2015-16	31-30	1142- 36.8	201-426	.472	30-112	.268	96-149	.644	243- 7.8	77-0	138	64	25	45	528- 17.0
Totals	96-95	3446- 35.9	543-1199	.453	116-369	.314	289-465	.622	636- 6.6	238-4	341	239	73	137	1491- 15.5



AARON BROWN

Senior • Guard • 6-5 • 225
Darby, Pa.
Penn Wood

2

Overall Stats: 9.7 ppg, 3.3 rpg, 1.4 apg
A-10 Stats: 9.4 ppg, 2.8 rpg, 1.4 apg

2015-16:

- Hit for 20 points (8-of-16 FG) vs. Duquesne
- Netted 18 points at St. Bonaventure
- Recorded 14 points and season-high four assists at UMass
- Hit for 14 points vs. #15/13 Dayton
- Netted 15 points (6-of-11 FG) at Penn
- Posted 12 points and six rebounds vs. Fordham
- Notched 19 pts (7-of-11 FG, career-high 4-of-4 3FG) vs. Rhode Island
- Posted 11 points and three assists vs. Illinois State
- Registered 11 pts and career-high nine rebounds at Temple
- Recorded career-high 26 points (11-of-16 FG) at Columbia
- Matched team-high 14 points (5-of-11 FG) vs. Niagara
- Posted 15 points (5-of-10 FG) vs. Drexel

High School/Personal:

- 2009-10 *Delaware County Daily Times* Player of the Year
- Averaged 20.5 points and 7.2 rebounds per game as a senior
- Two-time Associated Press All-State selection
- Team won the 2010 PIAA 4A state title and earned a berth in the state semifinals in 2011
- Sports marketing major

2015-16 Game-by-Game

OPPONENT	MIN	FG-A	3PT-A	FT-A	OR	DR	TR	F	A	TO	BL	S	PT
Drexel*	21	5-10	0-3	5-5	4	1	5	2	0	1	0	0	15
Niagara*	29	5-11	1-3	3-3	0	4	4	2	0	2	0	0	14
Buffalo*	26	3-12	0-4	3-3	0	3	3	0	2	0	0	0	9
Florida*	19	0-2	0-1	1-2	0	2	2	2	1	0	0	0	1
Old Dominion*	26	2-4	1-1	3-4	1	4	5	1	0	2	0	0	8
Villanova*	33	4-6	2-3	1-2	0	1	1	1	1	3	0	0	11
Columbia*	34	11-16	3-4	1-1	3	2	5	1	0	0	0	1	26
Princeton*	24	0-7	0-3	0-0	1	6	7	2	2	2	1	0	0
Temple*	39	5-13	0-1	1-2	1	8	9	0	2	1	0	0	11
Illinois State*	24	5-8	1-3	0-0	2	1	3	2	3	2	0	0	11
Virginia Tech*	10	1-1	1-1	0-0	0	0	0	3	2	1	0	1	3
UMES*	29	3-7	1-4	1-1	0	5	5	2	3	2	0	1	8
Richmond*	27	3-7	0-1	0-0	0	2	2	3	1	3	0	1	6
VCU*	28	2-7	1-2	1-2	0	3	3	3	1	1	0	0	6
Rhode Island*	31	7-11	4-4	1-2	1	0	1	2	1	1	0	0	19
George Mason*	25	1-8	1-5	1-2	0	2	2	0	3	0	0	0	4
Fordham*	27	3-7	1-3	5-8	3	3	6	1	1	2	0	0	12
Penn*	26	6-11	0-2	3-4	0	3	3	1	0	2	0	1	15
La Salle*	20	2-6	0-2	1-2	0	3	3	2	2	2	0	1	5
Massachusetts*	25	2-7	2-3	3-4	1	2	3	3	1	2	0	2	9
Rhode Island*	21	2-5	0-1	0-0	1	3	4	0	0	0	0	0	4
St. Bonaventure*	24	3-7	2-4	0-1	0	1	1	2	0	0	0	0	8
Fordham*	19	0-5	0-1	0-0	0	2	2	2	1	1	0	0	0
George Washington*	19	2-6	1-2	0-0	1	0	1	2	2	0	0	0	5
La Salle*	26	5-7	1-3	0-0	0	2	2	1	2	1	0	0	11
Dayton*	31	5-11	0-2	4-5	0	1	1	2	0	1	0	1	14
Davidson*	27	4-10	2-4	2-2	1	1	2	3	2	0	0	0	12
Massachusetts*	31	5-10	0-0	4-6	2	2	4	1	4	2	0	0	14
Saint Louis*	22	1-6	1-4	0-2	2	4	6	4	2	1	0	0	3
St. Bonaventure*	34	6-13	2-6	4-4	0	4	4	3	3	2	0	0	18
Duquesne*	33	8-16	2-6	2-5	1	2	3	0	0	1	0	2	20

A-10 Quarterfinals

* Denotes game started



ISAIAH MILES

Senior • Forward • 6-7 • 216
Baltimore, Md.
Milford Mill Academy

15

Atlantic 10 Most Improved Player
Atlantic 10 All-Conference Second Team

Overall Stats: 18.0 ppg, 8.1 rpg, 1.0 bpg
A-10 Stats: 18.8 ppg, 8.2 rpg, 0.5 bpg

2015-16:

- Has posted double-figures in all 31 games this season, including nine 20-plus point games
- Scored 538 pts this season after having 444 in previous three seasons
- Recorded 21 points, including 1000th career point, vs. Duquesne
- Hit for 20 points and added nine rebounds at UMass
- Netted 32 points (12-of-18 FG) at Davidson
- Registered 12 points and 12 rebounds vs. #15/13 Dayton
- Hit for 21 points (8-of-12 FG) and nine rebounds at GW
- Had 27 points (8-of-14 FG, 9-of-11 FT) and 12 rebounds vs. UMass
- Had 26 pts (8-of-11 FG, 8-of-8 FT) and 10 rebs at George Mason
- Recorded 31 points (11-of-14 FG) and nine rebounds vs. VCU
- Posted 17 points and career-high 16 rebounds at Richmond
- Scored career-high 36 pts on 11-of-18 FG and career-high 11-of-12 FT and added 15 rebs and career-high four blocks vs. Virginia Tech
- Named to Basketball Hall of Fame Tip-Off All-Tournament Team after averaging 17.5 pts, 4.5 rebs, and 2.0 blocks vs. Florida and Old Dominion
- Registered 24 points and added 14 rebounds vs. Buffalo
- Atlantic 10 Player of the Week (12/28)
- Philadelphia Big 5 Player of the Week (2/15, 2/1, 12/28)

High School/Personal:


- All-County honoree and two-time All-Metro First Team selection
- Led Glenelg Country School to MIAA-B Championship
- Criminal justice major

2015-16 Game-by-Game

OPPONENT	MIN	FG-A	3PT-A	FT-A	OR	DR	TR	F	A	TO	BL	S	PT
Drexel*	36	5-9	1-4	2-2	4	6	10	1	1	3	2	1	13
Niagara*	33	5-7	2-3	2-2	0	4	4	1	1	1	4	2	14
Buffalo*	33	7-11	2-5	8-8	4	10	14	3	0	0	1	1	24
Florida*	34	7-14	2-7	0-0	0	3	3	5	0	3	1	0	16
Old Dominion*	36	8-15	1-3	1-3	2	4	6	4	0	1	3	1	18
Villanova*	30	6-12	2-4	0-0	5	0	5	4	1	0	0	0	14
Columbia*	38	5-11	1-5	4-5	3	4	7	2	3	1	3	0	15
Princeton*	34	5-12	1-2	2-2	3	5	8	3	0	2	2	0	13
Temple*	42	2-10	0-5	8-8	3	12	15	4	0	4	0	0	12
Illinois State*	29	4-11	3-5	5-5	0	3	3	2	0	1	1	0	16
Virginia Tech*	39	11-18	3-5	11-12	8	7	15	2	0	0	4	0	36
UMES*	32	5-12	2-6	5-6	3	3	6	4	0	1	0	0	17
Richmond*	39	6-13	2-4	3-3	5	11	16	1	1	0	0	0	17
VCU*	38	11-14	4-6	5-7	3	6	9	3	1	0	1	0	31
Rhode Island*	27	4-5	0-0	2-2	1	2	3	4	0	1	0	0	10
George Mason*	40	8-11	2-4	8-8	1	9	10	3	0	2	1	1	26
Fordham*	28	4-9	2-4	0-0	0	3	3	3	0	1	1	1	10
Penn*	25	5-7	3-4	0-0	3	6	9	5	0	1	2	0	13
La Salle*	36	7-14	0-2	0-0	2	7	9	2	1	3	1	2	14
Massachusetts*	40	8-14	2-5	9-11	3	9	12	1	1	0	0	0	27
Rhode Island*	38	4-8	0-2	9-10	2	6	8	1	0	2	0	0	17
St. Bonaventure*	40	4-12	1-6	2-3	2	6	8	2	0	0	0	0	11
Fordham*	22	5-11	2-6	1-1	2	4	6	4	0	2	0	2	13
George Washington*	35	8-12	3-6	2-2	3	6	9	3	1	1	1	2	21
La Salle*	34	6-12	3-6	4-5	1	7	8	2	1	1	1	0	19
Dayton*	29	5-13	0-7	2-2	4	8	12	3	5	1	1	0	12
Davidson*	40	12-18	3-7	5-6	1	4	5	2	0	0	0	0	32
Massachusetts*	37	6-10	4-5	4-5	2	7	9	3	3	0	0	0	20
Saint Louis*	39	6-11	1-4	5-6	0	4	4	3	1	2	1	2	18
St. Bonaventure*	36	6-13	2-7	5-6	3	1	4	4	1	2	1	0	19
Duquesne*	29	6-13	3-9	6-7	3	9	12	3	0	1	0	0	21

A-10 Quarterfinals

* Denotes game started



PAPA NDAO

Senior • Forward • 6-8 • 220
Dakar, Senegal
Montverde Academy (Fla.)

12

Overall Stats: 5.3 ppg, 3.4 rpg, 1.1 apg
A-10 Stats: 5.2 ppg, 3.4 rpg, 1.2 apg

2015-16:

- Hit nine points on 3-of-4 shooting from three-point range at Fordham
- Pulled down six rebs each in back-to-back starts vs. Penn and La Salle
- Had three rebounds, two assists, and two steals vs. Fordham
- Matched career-high 13 points in first start of season at George Mason
- Dished out season-high two assists vs. Rhode Island
- Pulled down four rebounds vs. VCU
- Posted 11 pts and career-high eight rebounds at Richmond
- Recorded nine points and five rebounds vs. UMES
- Recorded six points and four rebounds at Temple
- Posted five points and added four rebounds vs. Princeton
- Scored nine points (3-of-4 3FG) in season debut at Columbia
- Missed first six games of season due to fractured finger

High School/Personal:

- Member of SJU Athletic Director's Honor Roll for Fall 2015
- Sat out 2014-15 season due to medical reasons
- Received his bachelor's degree in interdisciplinary health services from SJU in May 2015
- Currently attending graduate school and pursuing a master's degree in health administration

2015-16 Game-by-Game

OPPONENT	MIN	FG-A	3PT-A	FT-A	OR	DR	TR	F	A	TO	BL	S	PT
Drexel													
Niagara													
Buffalo													
Florida													
Old Dominion													
Villanova													
Columbia	9	3-4	3-4	0-0	0	0	0	4	0	2	0	0	9
Princeton	13	1-2	1-1	2-3	0	4	4	2	0	1	1	0	5
Temple	13	2-7	2-6	0-0	2	2	4	5	1	0	1	0	6
Illinois State	20	2-5	2-5	0-0	0	2	2	2	0	1	0	1	6
Virginia Tech	15	0-2	0-2	0-0	0	1	1	2	0	2	0	3	0
UMES	24	2-4	1-2	4-6	1	4	5	1	1	1	1	1	9
Richmond	19	4-9	3-6	0-0	1	7	8	4	0	0	1	0	11
VCU	15	0-0	0-0	0-0	0	4	4	1	1	2	0	0	0
Rhode Island	21	0-3	0-2	0-0	0	1	1	3	2	0	1	0	0
George Mason*	21	4-10	3-8	2-3	1	1	2	4	1	2	0	0	13
Fordham*	25	0-3	0-2	0-0	0	3	3	1	2	2	0	2	0
Penn*	27	1-7	1-7	0-0	1	5	6	1	3	1	0	1	3
La Salle*	29	2-5	1-3	0-0	2	4	6	1	1	0	1	0	5
Massachusetts*	22	3-7	1-5	0-0	2	2	4	1	2	0	0	0	7
Rhode Island	24	2-3	1-2	2-2	0	5	5	4	0	2	1	0	7
St. Bonaventure	25	2-5	2-5	1-3	1	7	8	2	0	1	1	0	7
Fordham	17	3-4	3-4	0-0	1	1	2	5	4	2	0	0	9
George Washington	21	2-3	1-2	0-0	0	2	2	2	1	0	1	0	5
La Salle	18	2-3	0-1	2-2	0	2	2	2	2	1	0	2	6
Dayton	12	1-3	1-1	0-0	0	0	0	4	0	1	1	2	3
Davidson	23	2-4	2-4	0-0	2	4	6	2	2	1	0	1	6
Massachusetts*	32	1-5	1-5	0-0	0	3	3	2	2	1	2	0	3
Saint Louis	22	2-5	2-5	0-0	1	1	2	4	1	1	1	1	6
St. Bonaventure	14	1-1	1-1	0-0	0	2	2	4	0	0	0	0	3
Duquesne	22	1-7	1-7	0-0	0	2	2	1	1	0	0	0	3
A-10 Quarterfinals													

* Denotes game started



JAVON BAUMANN

Junior • Forward • 6-8 • 258
Oberbiel Solms, Germany
Theodor-Heus School

34

Overall Stats: 0.6 ppg, 1.2 rpg, 0.1 apg
A-10 Stats: 0.5 ppg, 1.6 rpg, 0.1 apg

2015-16:

- Matched season-high three rebounds in back-to-back games vs. La Salle and #15/13 Dayton
- Scored two points at George Washington
- Recorded two points and two rebounds at Fordham
- Pulled down two rebs each vs. Penn, Fordham, and George Mason
- Matched season-high two rebounds vs. Virginia Tech
- Scored two points vs. Villanova
- Scored a point and added season-high two rebounds and season-high one block vs. Buffalo
- Scored in season debut vs. Drexel

High School/Personal:

- Played for the Licher Baeren team in Germany's Pro-B League
- Graduated with food marketing degree in December 2015
- Currently attending graduate school and pursuing an MBA in international business

2015-16 Game-by-Game

OPPONENT	MIN	FG-A	3PT-A	FT-A	OR	DR	TR	F	A	TO	BL	S	PT
Drexel	7	0-0	0-0	1-2	0	0	0	5	0	1	0	0	1
Niagara	2	0-0	0-0	0-0	0	0	0	0	0	0	0	0	0
Buffalo	6	0-1	0-0	1-2	0	2	2	0	0	0	1	0	1
Florida	4	0-0	0-0	0-0	0	0	0	1	0	0	0	0	0
Old Dominion	0+	0-0	0-0	0-0	0	0	0	0	0	0	0	0	0
Villanova	6	1-1	0-0	0-0	0	0	0	0	0	0	0	0	2
Columbia													
Princeton													
Temple													
Illinois State	2	0-0	0-0	0-0	0	0	0	0	0	0	0	0	0
Virginia Tech	8	0-2	0-0	1-2	2	0	2	1	1	0	0	1	1
UMES													
Richmond	0+	0-0	0-0	0-0	0	0	0	1	0	0	0	0	0
VCU													
Rhode Island	1	0-0	0-0	0-0	0	0	0	0	0	0	0	0	0
George Mason	11	0-1	0-0	1-2	1	1	2	1	0	0	1	0	1
Fordham	6	0-0	0-0	0-0	0	2	2	2	1	0	0	0	0
Penn	7	0-0	0-0	1-3	1	1	2	0	0	0	0	0	1
La Salle													
Massachusetts													
Rhode Island	3	0-0	0-0	0-0	0	0	0	0	0	0	0	0	0
St. Bonaventure													
Fordham	5	1-1	0-0	0-0	0	2	2	0	0	0	0	0	2
George Washington	5	1-1	0-0	0-0	0	0	0	1	0	0	0	1	2
La Salle	3	0-0	0-0	0-1	2	1	3	0	0	0	0	0	0
Dayton	8	0-1	0-0	0-0	2	1	3	0	0	0	1	0	0
Davidson													
Massachusetts													
Saint Louis													
St. Bonaventure													
Duquesne	6	0-0	0-0	0-0	1	3	4	0	0	0	0	0	0
A-10 Quarterfinals													

* Denotes game started



BRENDAN CASPER

Junior • Forward • 6-6 • 215

Audubon, Pa.

Methacton

20

Overall Stats: 0.8 ppg, 0.5 rpg, 0.1 apg

A-10 Stats: 1.5 ppg, 0.8 rpg, 0.3 apg

2015-16:

- Scored two points and added one rebound at Fordham
- Had one assist and one rebound in one minute of play at La Salle
- Scored season-high four points and added rebound and steal in four minutes vs. Fordham
- Saw action vs. Virginia Tech
- Pulled down a rebound vs. Illinois State
- Scored two points and added a rebound vs. Buffalo
- Saw action vs. Niagara
- Made season debut vs. Drexel

High School/Personal:

- Member of SJU Athletic Director's Honor Roll for Fall 2015
- Made the Hawks' squad as a walk-on but received a scholarship for the Spring 2016 season
- 2013 Pottstown Area Player of the Year
- Averaged 20.0 points and 10.0 rebounds per game as a senior
- Father, Rob, played basketball under Phil Martelli at Bishop Kenrick
- Business administration major

2015-16 Game-by-Game

OPPONENT	MIN	FG-A	3PT-A	FT-A	OR	DR	TR	F	A	TO	BL	S	PT
Drexel	0+	0-0	0-0	0-0	0	0	0	0	0	0	0	0	0
Niagara	1	0-0	0-0	0-0	0	0	0	0	0	0	0	0	0
Buffalo	2	1-1	0-0	0-0	0	1	1	0	0	0	0	0	2
Florida													
Old Dominion													
Villanova													
Columbia													
Princeton													
Temple													
Illinois State	2	0-2	0-1	0-0	1	0	1	0	0	0	0	0	0
Virginia Tech	1	0-0	0-0	0-0	0	0	0	0	0	1	0	0	0
UMES													
Richmond													
VCU													
Rhode Island													
George Mason													
Fordham	4	1-1	1-1	1-2	0	1	1	0	0	1	0	1	4
Penn	1	0-0	0-0	0-0	0	0	0	0	0	0	0	0	0
La Salle	1	0-0	0-0	0-0	1	0	1	0	1	0	0	0	0
Massachusetts													
Rhode Island													
St. Bonaventure													
Fordham	3	1-1	0-0	0-0	0	1	1	0	0	1	0	0	2
George Washington													
La Salle	3	0-1	0-0	0-0	0	0	0	0	0	0	0	0	0
Dayton													
Davidson													
Massachusetts													
Saint Louis													
St. Bonaventure													
Duquesne													
A-10 Quarterfinals													

* Denotes game started



MICHAEL BOOTH

Sophomore • Guard • 6-3 • 199

Thornton, Pa.

Bishop Shanahan

3

Overall Stats: 0.3 ppg, 0.2 rpg, 0.0 apg

A-10 Stats: 0.0 ppg, 0.3 rpg, 0.0 apg

2015-16:

- Pulled down a rebound vs. La Salle
- Saw action at Fordham
- Saw action vs. Fordham
- Scored first two career points (2-of-2 FT) vs. Virginia Tech
- Saw action vs. Old Dominion and Illinois State
- Made season debut vs. Buffalo


High School/Personal:

- Member of SJU Athletic Director's Honor Roll for Fall 2015
- Made the Hawks' squad as a walk-on
- Averaged 18.0 points per game as a senior
- 2014 All-Ches-Mont League First Team and All-Area Second Team
- Holds school record for three-point field goals in a season with 55
- Grandson of SJU Hall of Famer Harry Booth, who was the Hawks' head coach from 1974 to 1978
- Pharmaceutical marketing major

2015-16 Game-by-Game

OPPONENT	MIN	FG-A	3PT-A	FT-A	OR	DR	TR	F	A	TO	BL	S	PT
Drexel													
Niagara													
Buffalo	1	0-0	0-0	0-0	0	0	0	0	0	0	0	0	0
Florida													
Old Dominion	0+	0-0	0-0	0-0	0	0	0	0	0	0	0	0	0
Villanova													
Columbia													
Princeton													
Temple													
Illinois State	1	0-1	0-1	0-0	0	0	0	0	0	0	0	0	0
Virginia Tech	1	0-0	0-0	2-2	0	0	0	0	1	0	0	0	2
UMES													
Richmond													
VCU													
Rhode Island													
George Mason													
Fordham	1	0-1	0-1	0-0	0	0	0	0	0	0	0	0	0
Penn													
La Salle													
Massachusetts													
Rhode Island													
St. Bonaventure													
Fordham	2	0-0	0-0	0-0	0	0	0	0	0	0	0	0	0
George Washington													
La Salle	2	0-1	0-0	0-0	0	1	1	0	0	0	0	0	0
Dayton													
Davidson													
Massachusetts													
Saint Louis													
St. Bonaventure													
Duquesne													
A-10 Quarterfinals													

* Denotes game started



JAMES DEMERY

Sophomore • Guard • 6-6 • 197
Williamston, N.C.
Northside Christian Academy

25

Overall Stats: 8.2 ppg, 3.6 rpg, 0.5 apg
A-10 Stats: 7.7 ppg, 3.2 rpg, 0.4 apg

2015-16:

- Has posted double-figures in 14 games this season
- Matched career-high 17 points (7-of-9 FG) vs. La Salle
- Matched season-high seven rebounds vs. Rhode Island
- Scored 13 points, including career-high 3-of-4 FG, at George Mason
- Tallied 11 points and matched season-high seven rebounds vs. VCU
- Posted 11 points (4-of-7 FG) and added six rebounds vs. UMES
- Matched career-high seven rebounds vs. Virginia Tech
- Scored 12 points (4-of-4 FG, 1-of-1 3FG) vs. Illinois State
- Posted 12 points (4-of-6 FG) and had four rebounds vs. Princeton
- Scored 13 points (5-of-10 FG) vs. Villanova
- Had career-high 17 points (7-of-13 FG) and six rebounds vs. Florida
- Posted 13 pts (5-of-10 FG) and six rebounds vs. Buffalo
- Recorded seven points (3-of-5 FG) and five rebounds vs. Drexel

High School/Personal:

- Averaged 18.0 points and 5.0 rebounds per game
- All-Conference and All-County selection
- Helped team to third straight NCISAA 2A title
- Averaged 16.8 points as a junior
- Criminal justice major

2015-16 Game-by-Game

OPPONENT	MIN	FG-A	3PT-A	FT-A	OR	DR	TR	F	A	TO	BL	S	PT
Drexel	23	3-5	0-1	1-5	1	4	5	0	0	0	0	0	7
Niagara	10	3-5	0-1	0-1	0	3	3	3	0	0	0	0	6
Buffalo	16	5-10	1-3	2-5	2	4	6	2	0	0	0	0	13
Florida	30	7-13	0-1	3-5	2	4	6	3	2	2	0	0	17
Old Dominion*	25	3-7	0-2	0-0	0	1	1	2	0	1	0	1	6
Villanova	26	5-10	0-1	3-4	2	3	5	1	1	0	0	0	13
Columbia	25	4-8	0-2	0-0	2	3	5	1	1	1	0	1	8
Princeton	25	4-6	0-1	4-5	0	4	4	1	0	3	0	0	12
Temple	27	0-5	0-1	0-0	0	2	2	1	1	1	0	0	0
Illinois State	22	4-4	1-1	3-3	1	1	2	1	2	0	0	1	12
Virginia Tech	26	2-6	0-1	1-1	1	6	7	2	0	0	0	2	5
UMES	20	4-7	0-1	3-4	3	3	6	2	1	0	0	1	11
Richmond	20	4-5	2-2	0-0	0	1	1	3	0	0	0	0	10
VCU	27	5-11	0-1	1-3	3	4	7	2	1	1	1	0	11
Rhode Island	25	2-4	0-0	3-4	1	3	4	0	1	4	1	1	7
George Mason	24	4-7	3-4	2-2	0	2	2	2	0	0	0	0	13
Fordham	22	4-7	0-1	3-5	1	3	4	2	0	1	0	0	11
Penn	20	2-6	1-3	0-0	0	2	2	1	0	0	0	0	5
La Salle	20	2-3	0-1	5-6	1	2	3	1	0	0	0	0	9
Massachusetts	20	3-7	0-0	5-6	1	2	3	2	1	0	1	1	11
Rhode Island	22	1-5	0-0	4-6	1	6	7	0	0	2	0	0	6
St. Bonaventure	18	2-4	0-2	2-2	1	2	3	1	0	2	0	0	6
Fordham	16	2-4	0-0	2-2	1	1	2	0	1	2	0	0	6
George Washington	23	5-8	0-2	0-0	0	3	3	0	1	0	1	1	10
La Salle	23	7-9	0-0	3-3	0	2	2	2	1	0	0	3	17
Dayton	28	4-7	0-0	4-6	1	4	5	1	1	1	0	1	12
Davidson	17	1-3	0-0	0-2	0	0	0	4	0	0	0	0	2
Massachusetts	22	0-4	0-2	2-2	0	1	1	3	0	1	0	0	2
Saint Louis	21	0-1	0-1	2-3	2	1	3	0	1	0	0	0	2
St. Bonaventure	17	1-2	0-1	0-0	2	2	4	2	0	2	0	0	2
Duquesne	13	1-7	0-1	0-2	2	1	3	2	0	0	0	0	2

A-10 Quarterfinals

* Denotes game started



SHAVAR NEWKIRK

Sophomore • Guard • 6-0 • 175
New York, N.Y.
Cardinal Hayes

1

Overall Stats: 8.5 ppg, 2.3 rpg, 2.8 apg
A-10 Stats: 9.1 ppg, 2.3 rpg, 2.7 apg

2015-16:

- Hit for career-high 19 pts and added six assists at St. Bonaventure
- Recorded 13 points (6-of-8 FG) and four assists at Davidson
- Posted eight points and zero turnovers vs. #15/13 Dayton
- Tallied 17 points (6-of-9 FG) at Fordham
- Posted 11 points and five assists at Penn
- Hit 12 points, including career-high 8-of-10 FT, at George Mason
- Recorded 10 points and added four assists at Richmond
- Hit for 13 points (3-of-5 3FG) and added six assists vs. Illinois State
- Had 13 points and added career-high nine assists vs. Villanova
- Recorded 10 points (4-of-8 FG) vs. Old Dominion
- Scored 12 points (4-of-7 FG) vs. Buffalo
- Posted six pts and four assists in first collegiate start vs. Drexel

High School/Personal:

- Two-time N.Y. *Daily News* Bronx Player of the Year
- Two-time All-City and All-CHSAA First Team honoree
- Averaged 17.0 points, 7.0 assists and 4.0 rebounds as a senior
- Led Cardinal Hayes to team's first Archdiocesan title in over 40 years
- Played his freshman year at Rice High School
- Accounting major

2015-16 Game-by-Game

OPPONENT	MIN	FG-A	3PT-A	FT-A	OR	DR	TR	F	A	TO	BL	S	PT
Drexel*	25	1-6	0-1	4-6	0	3	3	3	4	1	0	0	6
Niagara*	22	1-3	0-0	4-4	0	4	4	0	2	1	0	0	6
Buffalo*	23	4-7	1-2	3-3	0	2	2	0	2	2	1	0	12
Florida*	21	2-5	0-1	1-2	0	3	3	1	0	2	0	0	5
Old Dominion*	23	4-8	0-1	2-4	1	0	1	3	2	0	0	0	10
Villanova*	31	4-9	1-2	4-4	0	3	3	1	9	0	0	1	13
Columbia*	24	1-5	0-0	2-2	0	1	1	2	5	2	0	0	4
Princeton*	20	0-6	0-2	0-0	0	1	1	1	0	0	0	0	0
Temple*	20	2-5	1-1	0-1	0	1	1	0	0	1	1	0	5
Illinois State*	27	4-7	3-5	2-3	1	3	4	0	6	2	0	0	13
Virginia Tech*	26	3-9	2-5	0-0	0	1	1	0	2	3	0	1	8
UMES*	25	2-6	2-4	0-0	1	2	3	0	2	4	0	2	6
Richmond*	27	2-5	1-2	5-6	0	0	0	0	4	1	0	0	10
VCU*	26	2-6	0-2	5-7	1	1	2	0	3	3	0	1	9
Rhode Island*	22	1-5	0-1	5-8	1	3	4	1	1	0	0	0	7
George Mason*	22	2-6	0-2	8-10	1	0	1	2	3	2	0	0	12
Fordham*	20	3-8	1-2	0-0	2	2	4	0	3	0	1	0	7
Penn*	18	3-5	1-1	4-4	1	1	2	2	5	1	0	0	11
La Salle*	21	2-7	0-5	0-2	0	0	0	0	1	0	0	2	4
Massachusetts*	29	2-6	0-1	3-6	1	2	3	1	2	3	1	0	7
Rhode Island*	25	3-11	0-2	6-6	0	1	1	2	1	2	0	0	12
St. Bonaventure*	19	2-6	0-1	2-2	0	5	5	1	2	3	0	1	6
Fordham*	28	6-9	3-4	2-2	0	3	3	1	2	0	0	2	17
George Washington*	26	4-6	1-2	1-2	0	2	2	1	4	0	0	3	10
La Salle*	21	1-7	1-4	2-4	0	1	1	0	1	3	0	1	5
Dayton*	19	3-4	2-2	0-0	0	2	2	0	2	0	0	0	8
Davidson*	27	6-8	0-2	1-2	1	3	4	5	4	3	0	2	13
Massachusetts*	30	2-12	1-5	2-4	1	4	5	1	2	3	0	3	7
Saint Louis*	22	3-6	1-3	2-2	0	1	1	0	1	2	0	1	9
St. Bonaventure*	27	7-12	0-3	5-5	1	2	3	0	6	2	0	2	19
Duquesne*	23	0-8	0-4	1-2	0	1	1	1	6	0	0	0	1

A-10 Quarterfinals

* Denotes game started



KYLE THOMPSON

Sophomore • Guard • 6-2 • 191
Mt. Laurel, N.J.
St. Joseph's Prep

21

Overall Stats: 0.0 ppg, 0.7 rpg, 0.2 apg
A-10 Stats: 0.0 ppg, 0.3 rpg, 0.3 apg

2015-16:

- Had one rebound and one assist at Fordham
- Pulled down one rebound vs. Virginia Tech
- Pulled down two rebounds vs. Illinois State
- Made season debut vs. Buffalo

High School/Personal:

- Made the Hawks' squad as a walk-on
- All-Catholic League selection as a senior
- Averaged 12 ppg and led the team in rebounds, steals and assists
- Helped The Prep to state Final Four and Catholic League final
- Interdisciplinary health services major

2015-16 Game-by-Game

OPPONENT	MIN	FG-A	3PT-A	FT-A	OR	DR	TR	F	A	TO	BL	S	PT
Drexel							Did Not Play						
Niagara							Did Not Play						
Buffalo	1	0-0	0-0	0-0	0	0	0	0	0	0	0	0	0
Florida							Did Not Play						
Old Dominion							Did Not Play						
Villanova							Did Not Play						
Columbia							Did Not Play						
Princeton							Did Not Play						
Temple							Did Not Play						
Illinois State	1	0-0	0-0	0-0	0	2	2	0	0	0	0	0	0
Virginia Tech	1	0-0	0-0	0-0	0	1	1	0	0	0	0	0	0
UMES							Did Not Play						
Richmond							Did Not Play						
VCU							Did Not Play						
Rhode Island							Did Not Play						
George Mason							Did Not Play						
Fordham	2	0-0	0-0	0-0	0	0	0	1	0	0	0	0	0
Penn							Did Not Play						
La Salle							Did Not Play						
Massachusetts							Did Not Play						
Rhode Island							Did Not Play						
St. Bonaventure							Did Not Play						
Fordham	2	0-1	0-1	0-0	0	1	1	2	1	0	0	0	0
George Washington							Did Not Play						
La Salle	2	0-0	0-0	0-0	0	0	0	0	0	0	0	0	0
Dayton							Did Not Play						
Davidson							Did Not Play						
Massachusetts							Did Not Play						
Saint Louis							Did Not Play						
St. Bonaventure							Did Not Play						
Duquesne							Did Not Play						
A-10 Quarterfinals													

* Denotes game started



JAI WILLIAMS

Sophomore • Forward • 6-9 • 257
Philadelphia, Pa.
Philadelphia Electrical & Technical
Charter

32

Overall Stats: 1.0 ppg, 1.0 rpg, 0.0 apg
A-10 Stats: 1.0 ppg, 1.0 rpg, 0.0 apg

2015-16:

- Scored two points and added two rebounds vs. La Salle
- Saw action vs. Fordham
- Pulled down one rebound vs. Virginia Tech
- Posted two points and a rebound in season debut vs. Drexel


High School/Personal:

- 2013 McDonalds All-American nominee
- Two-time All-Public League selection
- Averaged 10.2 points as a senior
- Communication studies major

2015-16 Game-by-Game

OPPONENT	MIN	FG-A	3PT-A	FT-A	OR	DR	TR	F	A	TO	BL	S	PT
Drexel	5	1-1	0-0	0-0	0	1	1	2	0	0	0	0	2
Niagara							Did Not Play						
Buffalo							Did Not Play						
Florida							Did Not Play						
Old Dominion							Did Not Play						
Villanova							Did Not Play						
Columbia							Did Not Play						
Princeton							Did Not Play						
Temple							Did Not Play						
Illinois State							Did Not Play						
Virginia Tech	1	0-0	0-0	0-0	0	1	1	0	0	0	0	0	0
UMES							Did Not Play						
Richmond							Did Not Play						
VCU							Did Not Play						
Rhode Island							Did Not Play						
George Mason							Did Not Play						
Fordham	3	0-0	0-0	0-0	0	0	0	1	0	2	0	0	0
Penn							Did Not Play						
La Salle							Did Not Play						
Massachusetts							Did Not Play						
Rhode Island							Did Not Play						
St. Bonaventure							Did Not Play						
Fordham							Did Not Play						
George Washington							Did Not Play						
La Salle	3	0-1	0-0	2-2	2	0	2	1	0	0	0	0	2
Dayton							Did Not Play						
Davidson							Did Not Play						
Massachusetts							Did Not Play						
Saint Louis							Did Not Play						
St. Bonaventure							Did Not Play						
Duquesne							Did Not Play						
A-10 Quarterfinals													

* Denotes game started



SKYLAR SCRIVANO

Senior • Forward • 6-10 • 233
Doylestown, Pa.
Central Bucks East

33

Overall Stats: ---

A-10 Stats: ---

2015-16:

- Sidelined with achilles injury


High School/Personal:

- Member of SJU Athletic Director's Honor Roll for Fall 2015
- Transferred to Saint Joseph's from Rider and sat out last season due to transfer rules
- Averaged 15 points, 12 rebounds and four blocks as a senior at Central Bucks East
- Sociology major

2015-16 Game-by-Game

OPPONENT	MIN	FG-A	3PT-A	FT-A	OR	DR	TR	F	A	TO	BL	S	PT
Drexel							Did Not Play						
Niagara							Did Not Play						
Buffalo							Did Not Play						
Florida							Did Not Play						
Old Dominion							Did Not Play						
Villanova							Did Not Play						
Columbia							Did Not Play						
Princeton							Did Not Play						
Temple							Did Not Play						
Illinois State							Did Not Play						
Virginia Tech							Did Not Play						
UMES							Did Not Play						
Richmond							Did Not Play						
VCU							Did Not Play						
Rhode Island							Did Not Play						
George Mason							Did Not Play						
Fordham							Did Not Play						
Penn							Did Not Play						
La Salle							Did Not Play						
Massachusetts							Did Not Play						
Rhode Island							Did Not Play						
St. Bonaventure							Did Not Play						
Fordham							Did Not Play						
George Washington							Did Not Play						
La Salle							Did Not Play						
Dayton							Did Not Play						
Davidson							Did Not Play						
Massachusetts							Did Not Play						
Saint Louis							Did Not Play						
St. Bonaventure							Did Not Play						
Duquesne							Did Not Play						
A-10 Quarterfinals													

* Denotes game started



MARKELL LODGE

R-Freshman • Forward • 6-7 • 210
Washington, N.C.
Pace Academy

23

Overall Stats: 0.8 ppg, 1.0 rpg, 0.1 bpg

A-10 Stats: 0.5 ppg, 0.0 rpg, 0.0 bpg

2015-16:

- Saw action at Fordham
- Scored two points at La Salle
- Saw action vs. Fordham and Illinois State
- Netted two points vs. Old Dominion
- Scored two points and added two rebounds vs. Buffalo
- Scored first four career points (2-of-3 FG) and added season-high six rebounds in season-high 11 minutes vs. Niagara
- Made collegiate debut vs. Drexel


High School/Personal:

- Sat out last season to concentrate on academics
- Averaged 18.0 points, 8.0 rebounds and 3.0 blocks as a senior
- Two-time All-Conference selection and team MVP
- Played at Christian Faith Center Academy during his junior season
- Sports marketing major

2015-16 Game-by-Game

OPPONENT	MIN	FG-A	3PT-A	FT-A	OR	DR	TR	F	A	TO	BL	S	PT
Drexel	3	0-0	0-0	0-0	0	0	0	2	0	0	0	0	0
Niagara	11	2-3	0-0	0-0	2	4	6	5	0	1	0	0	4
Buffalo	10	1-1	0-0	0-0	1	1	2	2	0	1	0	0	2
Florida	7	0-0	0-0	0-0	1	0	1	0	0	0	1	0	0
Old Dominion	8	0-0	0-0	2-2	0	1	1	0	0	0	0	0	2
Villanova	4	0-0	0-0	0-2	1	0	1	0	0	0	0	0	0
Columbia	3	0-0	0-0	0-0	0	0	0	0	0	0	0	0	0
Princeton							Did Not Play						
Temple							Did Not Play						
Illinois State	1	0-0	0-0	0-0	1	0	1	0	0	0	0	0	0
Virginia Tech							Did Not Play						
UMES							Did Not Play						
Richmond							Did Not Play						
VCU							Did Not Play						
Rhode Island							Did Not Play						
George Mason							Did Not Play						
Fordham	3	0-0	0-0	0-0	0	0	0	0	0	0	0	0	0
Penn							Did Not Play						
La Salle	2	1-1	0-0	0-0	0	0	0	0	0	0	0	0	2
Massachusetts							Did Not Play						
Rhode Island							Did Not Play						
St. Bonaventure							Did Not Play						
Fordham	3	0-0	0-0	0-0	0	0	0	0	0	0	0	0	0
George Washington							Did Not Play						
La Salle	2	0-0	0-0	0-0	0	0	0	0	0	0	0	0	0
Dayton							Did Not Play						
Davidson							Did Not Play						
Massachusetts							Did Not Play						
Saint Louis							Did Not Play						
St. Bonaventure							Did Not Play						
Duquesne							Did Not Play						
A-10 Quarterfinals													

* Denotes game started



CHRIS CLOVER

Freshman • Guard • 6-3 • 215
Philadelphia, Pa.
St. Joseph's Prep

11

Overall Stats: 0.6 ppg, 0.2 rpg, 0.1 apg
A-10 Stats: 0.4 ppg, 0.1 rpg, 0.1 apg

2015-16:

- Matched season-high three points vs. La Salle
- Registered first career assist and steal vs. Fordham
- Recorded one point and one rebound vs. Virginia Tech
- Scored three points vs. Illinois State
- Pulled down first collegiate rebound vs. Buffalo
- Scored first career points in season-high eight minutes vs. Niagara
- Made collegiate debut vs. Drexel


High School/Personal:

- Philadelphia Catholic League MVP and All-League First Team pick
- Scored 20.7 points per game to rank fifth in the city in scoring
- Led the Catholic League in scoring with 21.9 ppg in league contests
- All-State Class AAAA First Team, All-Southeastern Pennsylvania First Team, All-USA Pennsylvania First Team selection
- Two-time *Philadelphia Daily News* All-City First Team selection
- Selected as the 2015 Markward Club Boys Player of the Year
- Totalled 1,248 points, 405 rebounds and 117 assists in his career
- Business administration major

2015-16 Game-by-Game

OPPONENT	MIN	FG-A	3PT-A	FT-A	OR	DR	TR	F	A	TO	BL	S	PT
Drexel	3	0-2	0-1	0-0	0	0	0	1	0	0	0	0	0
Niagara	8	1-5	1-2	0-0	0	0	0	2	0	0	0	0	3
Buffalo	7	0-2	0-2	0-0	0	1	1	2	0	0	0	0	0
Florida	1	0-0	0-0	0-0	0	0	0	1	0	0	0	0	0
Old Dominion	5	0-0	0-0	0-0	0	1	1	0	0	0	0	0	0
Villanova	3	0-0	0-0	0-0	0	0	0	0	0	0	0	0	0
Columbia	3	0-1	0-1	0-0	0	0	0	0	0	0	0	0	0
Princeton	3	0-0	0-0	0-0	0	0	0	0	0	0	0	0	0
Temple													
Illinois State	6	1-3	1-3	0-0	0	0	0	0	0	0	0	0	3
Virginia Tech	4	0-2	0-0	1-2	0	1	1	1	0	1	0	0	1
UMES													
Richmond	3	0-0	0-0	0-0	0	0	0	0	0	0	0	0	0
VCU													
Rhode Island													
George Mason													
Fordham	6	0-2	0-2	0-0	0	1	1	1	1	0	0	1	0
Penn	1	0-0	0-0	0-0	0	0	0	1	0	1	0	0	1
La Salle	1	0-1	0-1	0-0	0	0	0	0	0	0	0	0	0
Massachusetts													
Rhode Island	1	0-0	0-0	0-0	0	0	0	1	0	0	0	0	0
St. Bonaventure													
Fordham	4	0-2	0-1	0-0	0	0	0	0	0	2	0	0	0
George Washington													
La Salle	4	0-1	0-0	3-4	0	0	0	0	0	0	0	0	3
Dayton													
Davidson													
Massachusetts													
Saint Louis	1	0-0	0-0	0-0	0	0	0	0	0	0	0	0	0
St. Bonaventure													
Duquesne													
A-10 Quarterfinals													

* Denotes game started



LAMARR KIMBLE

Freshman • Guard • 6-0 • 197
Philadelphia, Pa.
Neumann-Goretti

0

Atlantic 10 All-Rookie Team

Overall Stats: 5.9 ppg, 1.4 rpg, 2.4 apg
A-10 Stats: 6.9 ppg, 1.3 rpg, 2.4 apg

2015-16:

- Registered 11 points (4-of-7 FG) at St. Bonaventure
- Posted eight points, six assists, and four rebounds with zero turnovers vs. Saint Louis
- Matched career-high 13 points and added five assists vs. #15/13 Dayton
- Matched season-high six assists vs. La Salle
- Tallied career-high 13 points (3-of-5 3FG) at Fordham
- Registered 11 points vs. St. Bonaventure
- Posted eight points and season-high six assists at Penn
- Tallied 10 points (3-of-5 FG), three rebounds, and three assists vs. Fordham
- Scored 11 pts, including game-winning 3FG in OT, vs. Temple
- Tallied nine points vs. Florida
- Scored nine points and added four assists vs. Buffalo

High School/Personal:

- 2015 All-Catholic League First Team selection, averaging 14.5 ppg
- PA Sportswriters All-State Class AAA First Team, All-USA PA First Team, and All-Southeastern PA Third Team selection
- Helped Neumann-Goretti to second straight PIAA Class AAA title
- Team went 28-2 on the season
- Two-time *Philadelphia Daily News* All-City Team Honorable Mention
- Nickname is "Fresh"
- Communication studies major

2015-16 Game-by-Game

OPPONENT	MIN	FG-A	3PT-A	FT-A	OR	DR	TR	F	A	TO	BL	S	PT
Drexel	17	1-2	1-2	0-0	0	1	1	1	1	2	0	0	3
Niagara	19	0-4	0-2	2-4	0	2	2	2	3	3	0	1	2
Buffalo	15	3-4	1-2	2-2	0	2	2	3	4	1	0	2	9
Florida	23	2-6	1-3	4-6	0	1	1	3	0	2	0	1	9
Old Dominion	16	1-4	0-3	0-0	1	1	2	3	1	0	0	0	2
Villanova	10	0-3	0-1	0-0	0	1	1	2	2	2	0	1	0
Columbia	16	2-4	0-2	2-2	0	1	1	0	2	0	0	1	6
Princeton	20	1-4	0-1	3-4	1	2	3	1	2	1	0	0	5
Temple	27	4-10	3-4	0-0	1	1	2	2	2	3	0	2	11
Illinois State	12	0-3	0-1	0-0	0	0	0	0	1	1	3	0	0
Virginia Tech	14	0-4	0-0	1-2	0	1	1	3	3	0	0	0	1
UMES	14	1-7	0-3	2-2	1	1	2	0	4	0	0	0	4
Richmond	14	0-4	0-1	0-0	0	1	1	0	2	0	0	0	0
VCU	13	1-3	0-1	0-0	0	1	1	1	0	2	0	0	2
Rhode Island	19	1-3	1-3	0-0	0	0	0	2	2	0	0	1	3
George Mason	18	0-5	0-3	2-2	0	0	0	0	2	1	0	0	2
Fordham	18	3-5	2-2	2-3	1	2	3	0	3	0	0	1	10
Penn	22	3-6	1-3	1-1	1	2	3	2	6	2	0	1	8
La Salle	19	4-7	1-1	1-2	0	0	0	2	1	1	0	0	10
Massachusetts	10	1-2	0-0	2-2	0	0	0	1	2	0	0	0	4
Rhode Island	15	0-3	0-3	0-0	0	1	1	0	0	1	0	0	0
St. Bonaventure	20	3-7	1-2	4-4	1	3	4	1	3	0	1	0	11
Fordham	17	4-7	3-5	2-3	0	1	1	1	2	1	0	1	13
George Washington	17	3-5	0-1	2-2	0	0	0	0	3	0	0	0	8
La Salle	17	2-7	1-3	0-0	0	1	1	2	6	1	0	1	5
Dayton	21	4-5	2-3	3-4	1	1	2	0	5	1	0	0	13
Davidson	23	2-6	0-1	0-0	0	2	2	1	4	1	0	0	4
Massachusetts	17	4-5	2-2	0-0	1	1	2	1	0	3	0	1	10
Saint Louis	20	2-6	1-3	3-6	0	4	4	2	6	0	1	0	8
St. Bonaventure	24	4-7	1-4	2-2	0	1	1	3	1	3	0	0	11
Duquesne	20	3-5	3-5	1-2	0	0	0	5	2	2	1	0	10
A-10 Quarterfinals													

* Denotes game started



PIERFRANCESCO OLIVA

Freshman • Forward • 6-8 • 207
Taranto, Italy
Bergen Catholic (N.J.)

24

Overall Stats: 4.2 ppg, 4.0 rpg, 2.0 apg
A-10 Stats: 3.9 ppg, 3.7 rpg, 1.5 apg

2015-16:

- Pulled down six rebounds vs. Saint Louis
- Hit for nine points on career-high three 3FG at George Washington
- Pulled down eight rebounds at Fordham
- Missed George Mason and Fordham games due to injury (ankle)
- Registered eight points (3-of-5 FG) vs. UMES
- Matched season-high five assists vs. Virginia Tech
- Recorded seven points and five rebounds vs. Buffalo
- Tallied 12 points (3-of-10 FG), season-high eight rebounds, and season-high five assists in season-high 30 minutes vs. Niagara
- Posted 12 points (3-of-6 FG), four rebounds, four assists, and season-high three blocks in collegiate debut vs. Drexel

High School/Personal:

- Earned All-State Third Team honors at Bergen Catholic
- Averaged 15.9 points and 3.0 rebounds in 2015
- Team went 18-7 and captured the Bergen County Jamboree title
- Came to United States in 2014 from his hometown of Taranto, Italy
- Goes by "Checco"
- Business major

2015-16 Game-by-Game

OPPONENT	MIN	FG-A	3PT-A	FT-A	OR	DR	TR	F	A	TO	BL	S	PT
Drexel*	25	3-6	2-4	4-4	2	2	4	4	4	3	3	0	12
Niagara*	30	3-10	2-6	4-6	3	5	8	2	5	1	2	1	12
Buffalo*	22	3-6	1-4	0-0	0	5	5	3	0	1	1	0	7
Florida*	24	2-4	0-2	1-4	1	3	4	2	1	1	1	1	5
Old Dominion*	27	1-4	0-2	3-4	0	4	4	1	3	0	3	0	5
Villanova*	17	1-5	0-2	0-2	2	5	7	3	2	2	0	1	2
Columbia*	11	0-2	0-1	0-0	2	2	4	2	2	1	1	2	0
Princeton*	21	0-3	0-1	0-0	1	3	4	0	4	1	1	1	0
Temple*	21	1-3	0-1	2-2	1	3	4	3	0	0	1	0	4
Illinois State*	18	1-5	0-2	0-0	0	2	2	2	2	0	1	0	2
Virginia Tech*	15	0-3	0-1	0-0	1	2	3	1	5	0	0	0	0
UMES*	16	3-5	1-1	1-4	2	2	4	1	3	0	2	1	8
Richmond*	14	3-4	1-2	0-0	1	3	4	0	3	2	0	1	7
VCU*	13	2-3	1-1	1-1	0	4	4	2	3	2	1	3	6
Rhode Island*	14	1-5	0-2	2-3	3	3	6	2	1	1	0	0	4
George Mason													
Fordham													
Penn	14	1-3	0-2	0-0	1	4	5	1	1	1	0	2	2
La Salle	12	2-3	0-0	0-0	3	0	3	1	0	0	0	1	4
Massachusetts	14	0-1	0-1	0-2	0	2	2	1	1	0	0	1	0
Rhode Island*	15	1-3	0-2	1-1	0	3	3	1	1	0	1	0	3
St. Bonaventure*	15	1-5	0-1	0-0	1	2	3	2	2	0	0	0	2
Fordham*	26	2-5	0-0	0-0	2	6	8	2	1	1	1	1	4
George Washington*	14	3-7	3-4	0-0	1	1	2	2	2	0	0	0	9
La Salle*	18	3-4	1-1	0-0	0	4	4	0	1	0	0	1	7
Dayton*	12	0-2	0-2	1-2	0	4	4	2	1	1	0	1	1
Davidson*	16	2-3	1-2	0-0	0	0	0	3	3	0	0	1	5
Massachusetts													
Saint Louis*	14	1-3	0-1	2-2	2	4	6	1	3	2	0	0	4
St. Bonaventure*	11	0-2	0-0	0-0	0	2	2	4	0	1	1	0	0
Duquesne*	14	1-3	0-1	0-0	1	3	4	0	1	0	0	1	2
A-10 Quarterfinals													

* Denotes game started



CHRISTIAN VEGA

Sophomore • Guard • 6-0 • 170
Guaynabo, Puerto Rico
Colegio San Jose'

5

Overall Stats: 0.0 ppg, 0.5 rpg, 0.0 apg
A-10 Stats: 0.0 ppg, 0.5 rpg, 0.0 apg

2015-16:

- Saw action vs. La Salle
- Pulled down one rebound in collegiate debut vs. Fordham
- Joined the squad as a walk-on and dressed for home games only

High School/Personal:

- Averaged 19.0 points and 6.0 assists as a senior
- Four-time All-Star and All-Alliance PRHSAA while averaging double figures all four seasons
- Led Colegio San Jose' to two Final Four appearances
- Father, Reinaldo, participated in two Pan American games playing water polo for Puerto Rico
- Food marketing major

2015-16 Game-by-Game

OPPONENT	MIN	FG-A	3PT-A	FT-A	OR	DR	TR	F	A	TO	BL	S	PT
Drexel													
Niagara													
Buffalo													
Florida													
Old Dominion													
Villanova													
Columbia													
Princeton													
Temple													
Illinois State													
Virginia Tech													
UMES													
Richmond													
VCU													
Rhode Island													
George Mason													
Fordham	1	0-0	0-0	0-0	0	1	1	0	0	2	0	0	0
Penn													
La Salle													
Massachusetts													
Rhode Island													
St. Bonaventure													
Fordham													
George Washington													
La Salle	1	0-0	0-0	0-0	0	0	0	0	0	0	0	0	0
Dayton													
Davidson													
Massachusetts													
Saint Louis													
St. Bonaventure													
Duquesne													
A-10 Quarterfinals													

* Denotes game started



Saint Joseph's Basketball
Saint Joseph's Combined Team Statistics (as of Mar 05, 2016)
All games



Overall record: 24-7 Conf: 13-5 Home: 12-4 Away: 10-1 Neutral: 2-2

#	Player	gp-gs	min	avg	Total		3-Point		F-Throw		Rebounds				pf	dq	a	to	blk	stl	pts	avg
					fg-fga	fg%	3fg-fga	3fg%	ft-fa	ft%	off	def	tot	avg								
15	MILES, Isaiah	31-31	1068	34.5	191-362	.528	57-148	.385	120-137	.876	76	176	252	8.1	87	2	25	36	32	15	559	18.0
43	BEMBRY, DeAndre'	31-30	1142	36.8	201-426	.472	30-112	.268	96-149	.644	45	198	243	7.8	77	0	138	64	25	45	528	17.0
02	BROWN, Aaron	31-31	810	26.1	111-257	.432	30-86	.349	50-72	.694	25	77	102	3.3	53	0	42	38	1	11	302	9.7
01	NEWKIRK, Shavar	31-31	739	23.8	82-213	.385	22-72	.306	76-103	.738	13	58	71	2.3	29	1	87	46	4	22	262	8.5
25	DEMERY, James	31-1	673	21.7	94-190	.495	8-37	.216	58-87	.667	31	80	111	3.6	47	0	16	24	4	13	254	8.2
00	KIMBLE, Lamarr	31-0	547	17.6	59-153	.386	25-70	.357	41-55	.745	9	35	44	1.4	45	1	75	36	3	14	184	5.9
12	NDAO, Papa	25-6	503	20.1	43-111	.387	33-90	.367	13-19	.684	15	69	84	3.4	64	2	27	24	13	14	132	5.3
24	OLIVA, Pierfrancesco	28-25	483	17.3	41-112	.366	13-49	.265	22-37	.595	30	83	113	4.0	48	0	55	21	20	20	117	4.2
32	WILLIAMS, Jai	4-0	12	3.0	1-2	.500	0-0	.000	2-2	1.000	2	2	4	1.0	4	0	0	2	0	0	4	1.0
23	LODGE, Markell	12-0	57	4.8	4-5	.800	0-0	.000	2-4	.500	6	6	12	1.0	9	1	0	2	1	0	10	0.8
20	CASPER, Brendan	10-0	18	1.8	3-6	.500	1-2	.500	1-2	.500	2	3	5	0.5	0	0	1	3	0	1	8	0.8
34	BAUMANN, Javon	19-0	90	4.7	3-8	.375	0-0	.000	5-12	.417	9	13	22	1.2	12	1	2	1	3	2	11	0.6
11	CLOVER, Chris	18-0	64	3.6	2-21	.095	2-13	.154	4-6	.667	0	4	4	0.2	10	0	1	4	0	1	10	0.6
03	BOOTH, Mike	6-0	8	1.3	0-3	.000	0-2	.000	2-2	1.000	0	1	1	0.2	1	0	0	0	0	0	2	0.3
05	VEGA, Christian	2-0	2	1.0	0-0	.000	0-0	.000	0-0	.000	0	1	1	0.5	0	0	0	2	0	0	0	0.0
21	THOMPSON, Kyle	6-0	9	1.5	0-1	.000	0-1	.000	0-0	.000	0	4	4	0.7	3	0	1	0	0	0	0	0.0
Team											60	70	130					9				
Total.....		31	6225		835-1870	.447	221-682	.324	492-687	.716	323	880	1203	38.8	489	8	470	312	106	158	2383	76.9
Opponents.....		31	6225		788-1912	.412	242-791	.306	326-473	.689	307	805	1112	35.9	613	-	387	356	78	140	2144	69.2

TEAM STATISTICS			SJU	OPP	Date	Opponent	Score	Att.
SCORING			2383	2144	11/13/15	DREXEL	w 82-81	4200
Points per game			76.9	69.2	11/15/15	NIAGARA	w 73-62	3486
Scoring margin			+7.7	-	11/18/15	BUFFALO	w 89-67	3451
FIELD GOALS-ATT			835-1870	788-1912	11/21/15	vs Florida	L 63-74	4507
Field goal pct			.447	.412	11/22/15	vs Old Dominion	w 66-64	3813
3 POINT FG-ATT			221-682	242-791	12/01/15	VILLANOVA	L 72-86	4200
3-point FG pct			.324	.306	12/04/15	at Columbia	w 80-78	1088
3-pt FG made per game			7.1	7.8	12/08/15	PRINCETON	w 62-50	3451
FREE THROWS-ATT			492-687	326-473	12/13/15	at Temple	Wot 66-65	6194
Free throw pct			.716	.689	12/19/15	ILLINOIS STATE	w 79-65	3516
F-Throws made per game			15.9	10.5	12/22/15	vs Virginia Tech	w 79-62	4069
REBOUNDS			1203	1112	12/29/15	MARYLAND E. SHORE	w 78-68	3721
Rebounds per game			38.8	35.9	* 01/02/16	at Richmond	w 77-73	7048
Rebounding margin			+2.9	-	* 01/05/16	VCU	L 82-85	3752
ASSISTS			470	387	* 01/10/16	RHODE ISLAND	w 72-67	4080
Assists per game			15.2	12.5	* 01/13/16	at George Mason	w 87-73	3044
TURNOVERS			312	356	* 01/16/16	FORDHAM	w 80-55	4200
Turnovers per game			10.1	11.5	* 01/20/16	at Penn	w 75-60	8030
Turnover margin			+1.4	-	* 01/24/16	at La Salle	w 69-48	3021
Assist/turnover ratio			1.5	1.1	* 01/27/16	MASSACHUSETTS	w 78-70	3856
STEALS			158	140	* 01/30/16	at Rhode Island	w 64-55	6907
Steals per game			5.1	4.5	* 02/03/16	ST. BONAVENTURE	L 73-83	4027
BLOCKS			106	78	* 02/06/16	at Fordham	w 82-60	3200
Blocks per game			3.4	2.5	* 02/10/16	at George Washington	w 84-66	3091
ATTENDANCE			62740	68224	* 02/13/16	LA SALLE	w 88-62	4200
Home games-Avg/Game			16-3921	11-4489	* 02/17/16	DAYTON	w 79-70	4200
Neutral site-Avg/Game			-	4-4712	* 02/20/16	at Davidson	L 93-99	5295
Score by Periods			1st	2nd	OT	Totals		
Saint Joseph's			1112	1266	5	2383		
Opponents			982	1158	4	2144		

* - Conference game



Saint Joseph's Basketball
Saint Joseph's Season Box Score (as of Mar 05, 2016)
Conference games



RECORD:	OVERALL	HOME	AWAY	NEUTRAL
ALL GAMES	13-5	6-3	7-1	0-1
CONFERENCE	13-5	6-3	7-1	0-1
NON-CONFERENCE	0-0	0-0	0-0	0-0

#	Player	gp-gs	min	avg	Total		3-Point		F-Throw		Rebounds				pf	dq	a	to	blk	stl	pts	avg
					fg-fga	fg%	3fg-fga	3fg%	ft-fa	ft%	off	def	tot	avg								
15	MILES, Isaiah	18-18	627	34.8	116-213	.545	34-90	.378	72-84	.857	38	109	147	8.2	47	0	19	18	9	10	338	18.8
43	BEMBRY, DeAndre'	18-18	657	36.5	123-249	.494	16-59	.271	53-86	.616	27	113	140	7.8	51	0	85	36	9	23	315	17.5
02	BROWN, Aaron	18-18	470	26.1	61-149	.409	20-53	.377	28-45	.622	13	37	50	2.8	34	0	26	20	0	7	170	9.4
01	NEWKIRK, Shavar	18-18	434	24.1	51-132	.386	11-47	.234	50-70	.714	9	33	42	2.3	16	1	48	27	2	18	163	9.1
25	DEMERY, James	18-0	378	21.0	48-98	.490	5-18	.278	38-54	.704	17	40	57	3.2	27	0	8	16	4	7	139	7.7
00	KIMBLE, Lamarr	18-0	322	17.9	41-92	.446	18-43	.419	24-32	.750	4	19	23	1.3	22	1	44	17	3	5	124	6.9
12	NDAO, Papa	18-5	382	21.2	32-80	.400	23-63	.365	7-10	.700	11	51	62	3.4	47	1	22	16	10	8	94	5.2
24	OLIVA, Pierfrancesco	15-13	222	14.8	22-53	.415	7-20	.350	7-11	.636	14	41	55	3.7	23	0	23	10	4	11	58	3.9
20	CASPER, Brendan	4-0	11	2.8	2-3	.667	1-1	1.000	1-2	.500	1	2	3	0.8	0	0	1	2	0	1	6	1.5
32	WILLIAMS, Jai	2-0	6	3.0	0-1	.000	0-0	.000	2-2	1.000	2	0	2	1.0	2	0	0	2	0	0	2	1.0
34	BAUMANN, Javon	10-0	48	4.8	2-4	.500	0-0	.000	1-3	.333	6	10	16	1.6	5	0	1	0	2	1	5	0.5
23	LODGE, Markell	4-0	10	2.5	1-1	1.000	0-0	.000	0-0	.000	0	0	0	0.0	0	0	0	0	0	0	2	0.5
11	CLOVER, Chris	7-0	20	2.9	0-6	.000	0-4	.000	3-4	.750	0	1	1	0.1	2	0	1	2	0	1	3	0.4
05	VEGA, Christian	2-0	2	1.0	0-0	.000	0-0	.000	0-0	.000	0	1	1	0.5	0	0	0	2	0	0	0	0.0
21	THOMPSON, Kyle	3-0	6	2.0	0-1	.000	0-1	.000	0-0	.000	0	1	1	0.3	3	0	1	0	0	0	0	0.0
03	BOOTH, Mike	3-0	5	1.7	0-2	.000	0-1	.000	0-0	.000	0	1	1	0.3	0	0	0	0	0	0	0	0.0
Team											35	41	76				3					
Total.....		18	3600		499-1084	.460	135-400	.338	286-403	.710	177	500	677	37.6	279	3	279	171	43	92	1419	78.8
Opponents.....		18	3600		468-1070	.437	143-456	.314	183-270	.678	142	463	605	33.6	351	-	232	217	43	82	1262	70.1

Score by Periods	1st	2nd	Totals
Saint Joseph's	648	771	1419
Opponents	590	672	1262



Saint Joseph's Basketball
Saint Joseph's Team Game-by-Game (as of Mar 05, 2016)
All games



TEAM STATISTICS

Opponent	Date	Score		Total		3-Pointers		Free throws		Rebounds											
				fg-fga	pct	3fg-fga	pct	ft-fla	pct	off	def	tot	avg	pf	a	t/o	blk	stl	pts	avg	
DREXEL	11/13/15	82-81	W	25-53	.472	4-18	.222	28-39	.718	12	24	36	36.0	23	12	16	6	5	82	82.0	
NIAGARA	11/15/15	73-62	W	26-59	.441	6-18	.333	15-21	.714	7	33	40	38.0	20	18	12	7	5	73	77.5	
BUFFALO	11/18/15	89-67	W	31-66	.470	6-24	.250	21-27	.778	10	36	46	40.7	16	13	6	5	4	89	81.3	
vs Florida	11/21/15	63-74	L	22-55	.400	3-18	.167	16-27	.593	8	27	35	39.2	21	9	14	4	3	63	76.8	
vs Old Dominion	11/22/15	66-64	W	22-50	.440	3-15	.200	19-27	.704	10	25	35	38.4	16	9	9	10	3	66	74.6	
VILLANOVA	12/01/15	72-86	L	29-64	.453	6-18	.333	8-14	.571	12	21	33	37.5	15	18	7	0	4	72	74.2	
at Columbia	12/04/15	80-78	W	30-65	.462	9-27	.333	11-12	.917	12	24	36	37.3	13	21	8	7	5	80	75.0	
PRINCETON	12/08/15	62-50	W	22-57	.386	3-16	.188	15-20	.750	7	36	43	38.0	12	11	12	5	5	62	73.4	
at Temple	12/13/15	66-65	Wot	23-68	.338	6-23	.261	14-20	.700	11	41	52	39.6	18	9	10	5	4	66	72.6	
ILLINOIS STATE	12/19/15	79-65	W	27-58	.466	15-33	.455	10-11	.909	8	25	33	38.9	12	21	13	3	3	79	73.2	
vs Virginia Tech	12/22/15	79-62	W	26-66	.394	8-21	.381	19-25	.760	19	29	48	39.7	17	15	13	4	9	79	73.7	
MARYLAND E. SHORE	12/29/15	78-68	W	25-61	.410	9-26	.346	19-27	.704	16	27	43	40.0	12	16	11	4	7	78	74.1	
at Richmond	01/02/16	77-73	W	27-60	.450	11-21	.524	12-18	.667	11	29	40	40.0	15	17	10	1	3	77	74.3	
VCU	01/05/16	82-85	L	29-63	.460	7-19	.368	17-29	.586	11	35	46	40.4	14	18	13	3	5	82	74.9	
RHODE ISLAND	01/10/16	72-67	W	25-57	.439	7-17	.412	15-23	.652	11	23	34	40.0	17	13	9	3	5	72	74.7	
at George Mason	01/13/16	87-73	W	26-62	.419	11-31	.355	24-30	.800	9	27	36	39.8	16	17	8	2	3	87	75.4	
FORDHAM	01/16/16	80-55	W	29-60	.483	7-19	.368	15-24	.625	14	27	41	39.8	13	17	12	2	6	80	75.7	
at Penn	01/20/16	75-60	W	28-64	.438	8-25	.320	11-14	.786	14	32	46	40.2	15	19	10	3	9	75	75.7	
at La Salle	01/24/16	69-48	W	29-60	.483	3-19	.158	8-14	.571	13	22	35	39.9	12	13	9	2	10	69	75.3	
MASSACHUSETTS	01/27/16	78-70	W	22-57	.386	5-17	.294	29-40	.725	10	30	40	39.9	13	13	8	3	4	78	75.4	
at Rhode Island	01/30/16	64-55	W	20-52	.385	1-15	.067	23-28	.821	6	36	42	40.0	13	4	13	2	1	64	74.9	
ST. BONAVENTURE	02/03/16	73-83	L	24-57	.421	8-25	.320	17-23	.739	9	29	38	39.9	14	14	8	3	1	73	74.8	
at Fordham	02/06/16	82-60	W	30-59	.508	11-24	.458	11-12	.917	7	34	41	40.0	18	19	14	1	7	82	75.1	
at George Washington	02/10/16	84-66	W	34-60	.567	9-21	.429	7-8	.875	7	22	29	39.5	13	17	5	4	7	84	75.5	
LA SALLE	02/13/16	88-62	W	31-60	.517	8-20	.400	18-23	.783	10	32	42	39.6	14	18	8	1	9	88	76.0	
DAYTON	02/17/16	79-70	W	29-64	.453	5-20	.250	16-24	.667	10	34	44	39.8	15	17	6	3	5	79	76.1	
at Davidson	02/20/16	93-99	L	37-66	.561	9-23	.391	10-16	.625	7	19	26	39.3	23	16	9	1	6	93	76.7	
at Massachusetts	02/24/16	74-57	W	26-58	.448	10-22	.455	12-17	.706	7	27	34	39.1	15	15	10	3	7	74	76.6	
SAINT LOUIS	02/28/16	77-63	W	26-54	.481	6-24	.250	19-31	.613	10	28	38	39.0	17	21	12	4	6	77	76.7	
vs St. Bonaventure	03/02/16	90-98	L	30-63	.476	8-27	.296	22-23	.957	12	20	32	38.8	23	14	13	3	3	90	77.1	
DUQUESNE	03/05/16	70-78	L	25-72	.347	9-36	.250	11-20	.550	13	26	39	38.8	14	16	4	2	4	70	76.9	
Saint Joseph's		2383		835-1870	.447	221-682	.324	492-687	.716	323	880	1203	38.8	489	470	312	106	158	2383	76.9	
Opponents		2144		788-1912	.412	242-791	.306	326-473	.689	307	805	1112	35.9	613	387	356	78	140	2144	69.2	

Games played: 31
Points/game: 76.9
FG Pct: 44.7
3FG Pct: 32.4
FT Pct: 71.6

Rebounds/game: 38.8
Assists/game: 15.2
Turnovers/game: 10.1
Assist/turnover ratio: 1.5
Steals/game: 5.1
Blocks/game: 3.4



Saint Joseph's Basketball
Saint Joseph's Points-Rebounds-Assists (as of Mar 05, 2016)
All games



Opponent	Date	Score	00 KIMBLE,LAM	01 NEWKIRK,SH	02 BROWN,AARO	03 BOOTH,MIKE	05 VEGA,CHRIS	11 CLOVER,CHR	12 NDAO,PAPA
DREXEL	11/13/15	82-81	w 3-1-1	6-3-4	15-5-0	DNP	DNP	0-0-0	DNP
NIAGARA	11/15/15	73-62	w 2-2-3	6-4-2	14-4-0	DNP	DNP	3-0-0	DNP
BUFFALO	11/18/15	89-67	w 9-2-4	12-2-2	9-3-2	0-0-0	DNP	0-1-0	DNP
vs Florida	11/21/15	63-74	L 9-1-0	5-3-0	1-2-1	DNP	DNP	0-0-0	DNP
vs Old Dominion	11/22/15	66-64	w 2-2-1	10-1-2	8-5-0	DNP	DNP	0-1-0	DNP
VILLANOVA	12/01/15	72-86	L 0-1-2	13-3-9	11-1-1	DNP	DNP	0-0-0	DNP
at Columbia	12/04/15	80-78	w 6-1-2	4-1-5	26-5-0	DNP	DNP	0-0-0	9-0-0
PRINCETON	12/08/15	62-50	w 5-3-2	0-1-0	0-7-2	DNP	DNP	0-0-0	5-4-0
at Temple	12/13/15	66-65	w 11-2-2	5-1-0	11-9-2	DNP	DNP	DNP	6-4-1
ILLINOIS STATE	12/19/15	79-65	w 0-0-1	13-4-6	11-3-3	0-0-0	DNP	3-0-0	6-2-0
vs Virginia Tech	12/22/15	79-62	w 1-1-3	8-1-2	3-0-2	2-0-0	DNP	1-1-0	0-1-0
MARYLAND E. SHORE	12/29/15	78-68	w 4-2-4	6-3-2	8-5-3	DNP	DNP	DNP	9-5-1
at Richmond	01/02/16	77-73	w 0-1-2	10-0-4	6-2-1	DNP	DNP	0-0-0	11-8-0
VCU	01/05/16	82-85	L 2-1-0	9-2-3	6-3-1	DNP	DNP	DNP	0-4-1
RHODE ISLAND	01/10/16	72-67	w 3-0-2	7-4-1	19-1-1	DNP	DNP	DNP	0-1-2
at George Mason	01/13/16	87-73	w 2-0-2	12-1-3	4-2-3	DNP	DNP	DNP	13-2-1
FORDHAM	01/16/16	80-55	w 10-3-3	7-4-3	12-6-1	0-0-0	0-1-0	0-1-1	0-3-2
at Penn	01/20/16	75-60	w 8-3-6	11-2-5	15-3-0	DNP	DNP	0-0-0	3-6-3
at La Salle	01/24/16	69-48	w 10-0-1	4-0-1	5-3-2	DNP	DNP	0-0-0	5-6-1
MASSACHUSETTS	01/27/16	78-70	w 4-0-2	7-3-2	9-3-1	DNP	DNP	DNP	7-4-2
at Rhode Island	01/30/16	64-55	w 0-1-0	12-1-1	4-4-0	DNP	DNP	0-0-0	7-5-0
ST. BONAVENTURE	02/03/16	73-83	L 11-4-3	6-5-2	8-1-0	DNP	DNP	DNP	7-8-0
at Fordham	02/06/16	82-60	w 13-1-2	17-3-2	0-2-1	0-0-0	DNP	0-0-0	9-2-4
at George Washington	02/10/16	84-66	w 8-0-3	10-2-4	5-1-2	DNP	DNP	DNP	5-2-1
LA SALLE	02/13/16	88-62	w 5-1-6	5-1-1	11-2-2	0-1-0	0-0-0	3-0-0	6-2-2
DAYTON	02/17/16	79-70	w 13-2-5	8-2-2	14-1-0	DNP	DNP	DNP	3-0-0
at Davidson	02/20/16	93-99	L 4-2-4	13-4-4	12-2-2	DNP	DNP	DNP	6-6-2
at Massachusetts	02/24/16	74-57	w 10-2-0	7-5-2	14-4-4	DNP	DNP	DNP	3-3-2
SAINT LOUIS	02/28/16	77-63	w 8-4-6	9-1-1	3-6-2	DNP	DNP	0-0-0	6-2-1
vs St. Bonaventure	03/02/16	90-98	L 11-1-1	19-3-6	18-4-3	DNP	DNP	DNP	3-2-0
DUQUESNE	03/05/16	70-78	L 10-0-2	1-1-6	20-3-0	DNP	DNP	DNP	3-2-1

Opponent	Date	Score	15 MILES,ISAI	20 CASPER,BRE	21 THOMPSON,K	23 LODGE,MARK	24 OLIVA,PIER	25 DEMERY,JAM	32 WILLIAMS,J
DREXEL	11/13/15	82-81	w 13-10-1	0-0-0	DNP	0-0-0	12-4-4	7-5-0	2-1-0
NIAGARA	11/15/15	73-62	w 14-4-1	0-0-0	DNP	4-6-0	12-8-5	6-3-0	DNP
BUFFALO	11/18/15	89-67	w 24-14-0	2-1-0	0-0-0	2-2-0	7-5-0	13-6-0	DNP
vs Florida	11/21/15	63-74	L 16-3-0	DNP	DNP	0-1-0	5-4-1	17-6-2	DNP
vs Old Dominion	11/22/15	66-64	w 18-6-0	DNP	DNP	2-1-0	5-4-3	6-1-0	DNP
VILLANOVA	12/01/15	72-86	L 14-5-1	DNP	DNP	0-1-0	2-7-2	13-5-1	DNP
at Columbia	12/04/15	80-78	w 15-7-3	DNP	DNP	0-0-0	0-4-2	8-5-1	DNP
PRINCETON	12/08/15	62-50	w 13-8-0	DNP	DNP	DNP	0-4-4	12-4-0	DNP
at Temple	12/13/15	66-65	w 12-15-0	DNP	DNP	DNP	4-4-0	0-2-1	DNP
ILLINOIS STATE	12/19/15	79-65	w 16-3-0	0-1-0	0-2-0	0-1-0	2-2-2	12-2-2	DNP
vs Virginia Tech	12/22/15	79-62	w 36-15-0	0-0-0	0-1-0	DNP	0-3-5	5-7-0	0-1-0
MARYLAND E. SHORE	12/29/15	78-68	w 17-6-0	DNP	DNP	DNP	8-4-3	11-6-1	DNP
at Richmond	01/02/16	77-73	w 17-16-1	DNP	DNP	DNP	7-4-3	10-1-0	DNP
VCU	01/05/16	82-85	L 31-9-1	DNP	DNP	DNP	6-4-3	11-7-1	DNP
RHODE ISLAND	01/10/16	72-67	w 10-3-0	DNP	DNP	DNP	4-6-1	7-4-1	DNP
at George Mason	01/13/16	87-73	w 26-10-0	DNP	DNP	DNP	DNP	13-2-0	DNP
FORDHAM	01/16/16	80-55	w 10-3-3	4-1-0	0-0-0	0-0-0	DNP	11-4-0	0-0-0
at Penn	01/20/16	75-60	w 13-9-0	0-0-0	DNP	DNP	2-5-1	5-2-0	DNP
at La Salle	01/24/16	69-48	w 14-9-1	0-1-1	DNP	2-0-0	4-3-0	9-3-0	DNP
MASSACHUSETTS	01/27/16	78-70	w 27-12-1	DNP	DNP	DNP	0-2-1	11-3-1	DNP
at Rhode Island	01/30/16	64-55	w 17-8-0	DNP	DNP	DNP	3-3-1	6-7-0	DNP
ST. BONAVENTURE	02/03/16	73-83	L 11-8-0	DNP	DNP	DNP	2-3-2	6-3-0	DNP
at Fordham	02/06/16	82-60	w 13-6-0	2-1-0	0-1-1	0-0-0	4-8-1	6-2-1	DNP
at George Washington	02/10/16	84-66	w 21-9-1	DNP	DNP	DNP	9-2-2	10-3-1	DNP
LA SALLE	02/13/16	88-62	w 19-8-1	0-0-0	0-0-0	0-0-0	7-4-1	17-2-1	2-2-0
DAYTON	02/17/16	79-70	w 12-12-5	DNP	DNP	DNP	1-4-1	12-5-1	DNP
at Davidson	02/20/16	93-99	L 32-5-0	DNP	DNP	DNP	5-0-3	2-0-0	DNP
at Massachusetts	02/24/16	74-57	w 20-9-3	DNP	DNP	DNP	DNP	2-1-0	DNP
SAINT LOUIS	02/28/16	77-63	w 18-4-1	DNP	DNP	DNP	4-6-3	2-3-1	DNP
vs St. Bonaventure	03/02/16	90-98	L 19-4-1	DNP	DNP	DNP	0-2-0	2-4-0	DNP
DUQUESNE	03/05/16	70-78	L 21-12-0	DNP	DNP	DNP	2-4-1	2-3-0	DNP



Saint Joseph's Basketball
Saint Joseph's Points-Rebounds-Assists (as of Mar 05, 2016)
All games



Opponent	Date	Score		34	43
				BAUMANN,JA	BEMBRY,DEA
DREXEL	11/13/15	82-81	W	1-0-0	23-3-2
NIAGARA	11/15/15	73-62	W	0-0-0	12-6-7
BUFFALO	11/18/15	89-67	W	1-2-0	10-5-5
vs Florida	11/21/15	63-74	L	0-0-0	10-8-5
vs Old Dominion	11/22/15	66-64	W	0-0-0	15-10-3
VILLANOVA	12/01/15	72-86	L	2-0-0	17-6-2
at Columbia	12/04/15	80-78	W	DNP	12-9-8
PRINCETON	12/08/15	62-50	W	DNP	27-10-3
at Temple	12/13/15	66-65	W	DNP	17-13-3
ILLINOIS STATE	12/19/15	79-65	W	0-0-0	16-9-7
vs Virginia Tech	12/22/15	79-62	W	1-2-1	22-7-2
MARYLAND E. SHORE	12/29/15	78-68	W	DNP	15-9-2
at Richmond	01/02/16	77-73	W	0-0-0	16-6-6
VCU	01/05/16	82-85	L	DNP	17-7-8
RHODE ISLAND	01/10/16	72-67	W	0-0-0	22-7-5
at George Mason	01/13/16	87-73	W	1-2-0	16-11-8
FORDHAM	01/16/16	80-55	W	0-2-1	26-12-3
at Penn	01/20/16	75-60	W	1-2-0	17-8-4
at La Salle	01/24/16	69-48	W	DNP	16-4-6
MASSACHUSETTS	01/27/16	78-70	W	DNP	13-9-3
at Rhode Island	01/30/16	64-55	W	0-0-0	15-10-2
ST. BONAVENTURE	02/03/16	73-83	L	DNP	22-6-7
at Fordham	02/06/16	82-60	W	2-2-0	16-10-7
at George Washington	02/10/16	84-66	W	2-0-0	14-5-3
LA SALLE	02/13/16	88-62	W	0-3-0	13-9-4
DAYTON	02/17/16	79-70	W	0-3-0	16-13-3
at Davidson	02/20/16	93-99	L	DNP	19-2-1
at Massachusetts	02/24/16	74-57	W	DNP	18-9-4
SAINT LOUIS	02/28/16	77-63	W	DNP	27-8-6
vs St. Bonaventure	03/02/16	90-98	L	DNP	18-5-3
DUQUESNE	03/05/16	70-78	L	0-4-0	11-7-6



Saint Joseph's Basketball

Saint Joseph's Team Game-by-Game Comparison (as of Mar 07, 2016)

All games



Opponent	1st	2nd	Score	Mar	Total FG	FG Pct	3-Pointers	3FG Pct	Free Throws	FT Pct	Rebounds	Assist	T/Over	Block	Steal	Fouls
DREXEL	44/34	38/47	82-81	+1	25-53/29-64	.472/.453	4-18/5-16	.222/.313	28-39/18-28	.718/.643	36/37 (1)	12/11	16/10	6/3	5/4	23/29
NIAGARA	34/28	39/34	73-62	+11	26-59/20-66	.441/.303	6-18/9-29	.333/.310	15-21/13-19	.714/.684	40/45 (5)	18/11	12/16	7/3	5/6	20/23
BUFFALO	46/28	43/39	89-67	+22	31-66/22-71	.470/.310	6-24/7-23	.250/.304	21-27/16-21	.778/.762	46/44 +2	13/10	6/8	5/1	4/3	16/21
Florida	33/34	30/40	63-74	(11)	22-55/26-68	.400/.382	3-18/8-32	.167/.250	16-27/14-20	.593/.700	35/46 (11)	9/11	14/12	4/1	3/6	21/26
Old Dominion	30/31	36/33	66-64	+2	22-50/23-60	.440/.383	3-15/4-19	.200/.211	19-27/14-18	.704/.778	35/38 (3)	9/10	9/7	10/5	3/1	16/26
VILLANOVA	32/42	40/44	72-86	(14)	29-64/31-62	.453/.500	6-18/11-31	.333/.355	8-14/13-15	.571/.867	33/36 (3)	18/19	7/8	0/1	4/5	15/13
Columbia	28/30	52/48	80-78	+2	30-65/30-63	.462/.476	9-27/9-22	.333/.409	11-12/9-11	.917/.818	36/34 +2	21/15	8/10	7/3	5/3	13/12
PRINCETON	28/25	34/25	62-50	+12	22-57/19-66	.386/.288	3-16/9-33	.188/.273	15-20/3-6	.750/.500	43/39 +4	11/9	12/12	5/3	5/4	12/18
Temple	34/32	27/29	66-65	+1	23-68/23-69	.338/.333	6-23/5-22	.261/.227	14-20/14-20	.700/.700	52/44 +8	9/10	10/6	5/1	4/3	18/16
ILLINOIS STATE	45/26	34/39	79-65	+14	27-58/26-64	.466/.406	15-33/6-26	.455/.231	10-11/7-10	.909/.700	33/34 (1)	21/10	13/10	3/1	3/8	12/15
Virginia Tech	35/26	44/36	79-62	+17	26-66/25-62	.394/.403	8-27/4-17	.381/.235	19-25/8-11	.760/.727	48/32 +16	15/8	13/15	4/8	9/6	17/24
MARYLAND E. SHORE	36/33	42/35	78-68	+10	25-61/26-64	.410/.406	9-26/11-27	.346/.407	19-27/5-7	.704/.714	43/36 +7	16/17	11/11	4/5	7/5	12/20
Richmond	32/37	45/36	77-73	+4	27-60/28-61	.450/.459	11-21/8-23	.524/.348	12-18/9-14	.667/.643	40/33 +7	17/16	10/10	1/5	3/2	15/17
VCU	35/38	47/47	82-85	(3)	29-63/32-73	.460/.438	7-19/10-33	.368/.303	17-29/11-17	.586/.647	46/40 +6	18/13	13/8	3/2	5/5	14/24
RHODE ISLAND	38/38	34/29	72-67	+5	25-57/24-52	.439/.462	7-17/7-19	.412/.368	15-23/12-15	.652/.800	34/32 +2	13/12	9/16	3/2	5/3	17/24
George Mason	46/35	41/38	87-73	+14	26-62/27-58	.419/.466	11-31/5-23	.355/.217	24-30/14-21	.800/.667	36/37 (1)	17/7	8/13	2/0	3/2	16/24
FORDHAM	38/26	42/29	80-55	+25	29-60/23-56	.483/.411	7-19/6-26	.368/.231	15-24/3-5	.625/.600	41/27 +14	17/10	12/15	2/5	6/7	13/20
Penn	39/23	36/37	75-60	+15	28-64/20-63	.438/.317	8-25/11-38	.320/.289	11-14/9-17	.786/.529	46/42 +4	19/14	10/14	3/0	9/4	15/19
La Salle	28/22	41/26	69-48	+21	29-60/17-46	.483/.370	3-19/7-26	.158/.269	8-14/7-10	.571/.700	35/27 +8	13/8	9/19	2/0	10/5	12/12
MASSACHUSETTS	29/30	49/40	78-70	+8	22-57/26-60	.386/.433	5-17/8-23	.294/.348	29-40/10-17	.725/.588	40/38 +2	13/14	8/14	3/3	4/6	13/28
Rhode Island	30/19	34/36	64-55	+9	20-52/20-63	.385/.317	1-15/4-23	.067/.174	23-28/11-15	.821/.733	42/38 +4	4/4	13/10	2/4	1/7	13/24
ST. BONAVENTURE	35/42	38/41	73-83	(10)	24-57/28-69	.421/.406	8-25/13-34	.320/.382	17-23/14-15	.739/.933	38/36 +2	14/14	8/2	3/2	1/5	14/17
Fordham	40/30	42/30	82-60	+22	30-59/21-54	.508/.389	11-24/8-29	.458/.276	11-12/10-18	.917/.556	41/28 +13	19/15	14/14	1/2	7/6	18/15
George Washington	39/32	45/34	84-66	+18	34-60/28-64	.567/.438	9-27/6-19	.429/.316	7-8/4-7	.875/.571	29/36 (7)	17/14	5/9	4/2	7/3	13/12
LA SALLE	40/27	48/35	88-62	+26	31-60/21-60	.517/.350	8-20/13-35	.400/.371	18-23/7-10	.783/.700	42/28 +14	18/14	8/13	1/3	9/4	14/22
DAYTON	36/27	43/43	79-70	+9	29-64/30-73	.453/.411	5-20/8-31	.250/.258	16-24/2-7	.667/.286	44/41 +3	17/19	6/9	3/2	5/4	15/18
Davidson	48/43	45/56	93-99	(6)	37-66/30-53	.561/.566	9-23/10-21	.391/.476	10-16/29-38	.625/.763	26/33 (7)	16/16	9/14	1/1	6/6	23/15
Massachusetts	35/31	39/26	74-57	+17	26-58/24-59	.448/.407	10-22/2-22	.455/.091	12-17/7-10	.706/.700	34/34 -	15/12	10/13	3/3	7/5	15/19
SAINT LOUIS	35/32	42/31	77-63	+14	26-54/25-55	.481/.455	6-24/7-26	.250/.269	19-31/6-12	.613/.500	38/27 +11	21/11	12/14	4/1	6/5	17/23
St. Bonaventure	28/41	62/57	90-98	(8)	30-63/33-52	.476/.635	8-27/10-16	.296/.625	22-23/22-29	.957/.759	32/23 +9	14/15	13/12	3/3	3/5	23/19
DUQUESNE	36/40	34/38	70-78	(8)	25-72/31-62	.347/.500	9-36/11-27	.250/.407	11-20/5-10	.550/.500	39/47 (8)	16/18	4/12	2/3	4/2	14/18

Note: Game totals are displayed in the format TEAM/OPPONENT for each category



Saint Joseph's Basketball

Saint Joseph's Season Schedule/Results & Leaders (as of Mar 07, 2016)

All games



RECORD:	OVERALL	HOME	AWAY	NEUTRAL
ALL GAMES	24-7	12-4	10-1	2-2
CONFERENCE	13-5	6-3	7-1	0-1
NON-CONFERENCE	11-2	6-1	3-0	2-1

Date	Opponent		Score	Att.	High Points	High Rebounds
11/13/15	DREXEL	W	82-81	4200	(23)BEMBRY, DeAndre'	(10)MILES, Isaiah
11/15/15	NIAGARA	W	73-62	3486	(14)BROWN, Aaron (14)MILES, Isaiah	(8)OLIVA, Pierfrancesco
11/18/15	BUFFALO	W	89-67	3451	(24)MILES, Isaiah	(14)MILES, Isaiah
11/21/15	vs Florida		63-74	L 4507	(17)DEMERY, James	(8)BEMBRY, DeAndre'
11/22/15	vs Old Dominion	W	66-64	3813	(18)MILES, Isaiah	(10)BEMBRY, DeAndre'
12/01/15	VILLANOVA		72-86	L 4200	(17)BEMBRY, DeAndre'	(7)OLIVA, Pierfrancesco
12/04/15	at Columbia	W	80-78	1088	(26)BROWN, Aaron	(9)BEMBRY, DeAndre'
12/08/15	PRINCETON	W	62-50	3451	(27)BEMBRY, DeAndre'	(10)BEMBRY, DeAndre'
12/13/15	at Temple	Wot	66-65	6194	(17)BEMBRY, DeAndre'	(15)MILES, Isaiah
12/19/15	ILLINOIS STATE	W	79-65	3516	(16)MILES, Isaiah (16)BEMBRY, DeAndre'	(9)BEMBRY, DeAndre'
12/22/15	vs Virginia Tech	W	79-62	4069	(36)MILES, Isaiah	(15)MILES, Isaiah
12/29/15	MARYLAND E. SHORE	W	78-68	3721	(17)MILES, Isaiah	(9)BEMBRY, DeAndre'
01/02/16	*at Richmond	W	77-73	7048	(17)MILES, Isaiah	(16)MILES, Isaiah
01/05/16	*VCU		82-85	L 3752	(31)MILES, Isaiah	(9)MILES, Isaiah
01/10/16	*RHODE ISLAND	W	72-67	4080	(22)BEMBRY, DeAndre'	(7)BEMBRY, DeAndre'
01/13/16	*at George Mason	W	87-73	3044	(26)MILES, Isaiah	(11)BEMBRY, DeAndre'
01/16/16	*FORDHAM	W	80-55	4200	(26)BEMBRY, DeAndre'	(12)BEMBRY, DeAndre'
01/20/16	at Penn	W	75-60	8030	(17)BEMBRY, DeAndre'	(9)MILES, Isaiah
01/24/16	*at La Salle	W	69-48	3021	(16)BEMBRY, DeAndre'	(9)MILES, Isaiah
01/27/16	*MASSACHUSETTS	W	78-70	3856	(27)MILES, Isaiah	(12)MILES, Isaiah
01/30/16	*at Rhode Island	W	64-55	6907	(17)MILES, Isaiah	(10)BEMBRY, DeAndre'
02/03/16	*ST. BONAVENTURE		73-83	L 4027	(22)BEMBRY, DeAndre'	(8)NDAO, Papa (8)MILES, Isaiah
02/06/16	*at Fordham	W	82-60	3200	(17)NEWKIRK, Shavar	(10)BEMBRY, DeAndre'
02/10/16	*at George Washington	W	84-66	3091	(21)MILES, Isaiah	(9)MILES, Isaiah
02/13/16	*LA SALLE	W	88-62	4200	(19)MILES, Isaiah	(9)BEMBRY, DeAndre'
02/17/16	*DAYTON	W	79-70	4200	(16)BEMBRY, DeAndre'	(13)BEMBRY, DeAndre'
02/20/16	*at Davidson		93-99	L 5295	(32)MILES, Isaiah	(6)NDAO, Papa
02/24/16	*at Massachusetts	W	74-57	2460	(20)MILES, Isaiah	(9)BEMBRY, DeAndre' (9)MILES, Isaiah
02/28/16	*SAINT LOUIS	W	77-63	4200	(27)BEMBRY, DeAndre'	(8)BEMBRY, DeAndre'
03/02/16	*vs St. Bonaventure		90-98	L 6457	(19)NEWKIRK, Shavar (19)MILES, Isaiah	(5)BEMBRY, DeAndre'
03/05/16	*DUQUESNE		70-78	L 4200	(21)MILES, Isaiah	(12)MILES, Isaiah

* - Conference game

Attendance Summary	Games	Attend	Avg/Game
Home	16	62740	3921
Away	11	49378	4489
Neutral	4	18846	4712
Total	31	130964	4225



Individual Career History



BEMBRY, DeAndre'

			Total		3-Point		F-Throws		Rebounds										Scoring	
Season	gp-gs	min/avg	fg-fga	pct	fg-fga	pct	ft-fa	pct	off	def	tot	avg	pf	fo	ast	to	blk	stl	pts	avg
2013-14	34-34	1107/32.6	143-312	.458	36-104	.346	91-156	.583	37	116	153	4.5	88	2	92	86	19	32	413	12.1
2014-15	31-31	1197/38.6	199-461	.432	50-153	.327	102-160	.638	49	191	240	7.7	73	2	111	89	29	60	550	17.7
2015-16	31-30	1142/36.8	201-426	.472	30-112	.268	96-149	.644	45	198	243	7.8	77	0	138	64	25	45	528	17.0
TOTAL	96-95	3446/35.9	543-1199	.453	116-369	.314	289-465	.622	131	505	636	6.6	238	4	341	239	73	137	1491	15.5

BROWN, Aaron

			Total		3-Point		F-Throws		Rebounds											Scoring	
Season	gp-gs	min/avg	fg-fga	pct	fg-fga	pct	ft-fa	pct	off	def	tot	avg	pf	fo	ast	to	blk	stl	pts	avg	
2014-15	31-3	758/24.5	96-226	.425	8-28	.286	88-126	.698	34	86	120	3.9	65	3	37	50	5	19	288	9.3	
2015-16	31-31	810/26.1	111-257	.432	30-86	.349	50-72	.694	25	77	102	3.3	53	0	42	38	1	11	302	9.7	
TOTAL	62-34	1568/25.3	207-483	.429	38-114	.333	138-198	.697	59	163	222	3.6	118	3	79	88	6	30	590	9.5	

CASPER, Brendan

			Total		3-Point		F-Throws		Rebounds											Scoring	
Season	gp-gs	min/avg	fg-fga	pct	fg-fga	pct	ft-fa	pct	off	def	tot	avg	pf	fo	ast	to	blk	stl	pts	avg	
2013-14	8-0	15/1.9	2-7	.286	0-0	.000	3-4	.750	2	0	2	0.3	3	0	1	0	0	1	7	0.9	
2014-15	23-0	108/4.7	13-34	.382	1-9	.111	4-11	.364	12	21	33	1.4	22	1	5	11	2	6	31	1.3	
2015-16	10-0	18/1.8	3-6	.500	1-2	.500	1-2	.500	2	3	5	0.5	0	0	1	3	0	1	8	0.8	
TOTAL	41-0	141/3.4	18-47	.383	2-11	.182	8-17	.471	16	24	40	1.0	25	1	7	14	2	8	46	1.1	

DEMERY, James

			Total		3-Point		F-Throws		Rebounds										Scoring	
Season	gp-gs	min/avg	fg-fga	pct	fg-fga	pct	ft-fa	pct	off	def	tot	avg	pf	fo	ast	to	blk	stl	pts	avg
2014-15	31-29	752/24.3	78-213	.366	7-40	.175	44-78	.564	53	57	110	3.5	56	1	32	44	13	23	207	6.7
2015-16	31-1	673/21.7	94-190	.495	8-37	.216	58-87	.667	31	80	111	3.6	47	0	16	24	4	13	254	8.2
TOTAL	62-30	1425/23.0	172-403	.427	15-77	.195	102-165	.618	84	137	221	3.6	103	1	48	68	17	36	461	7.4

MILES, Isaiah

			Total		3-Point		F-Throws		Rebounds										Scoring	
Season	gp-gs	min/avg	fg-fga	pct	fg-fga	pct	ft-fa	pct	off	def	tot	avg	pf	fo	ast	to	blk	stl	pts	avg
2012-13	12-0	61/5.1	10-19	.526	5-13	.385	2-4	.500	1	6	7	0.6	10	0	4	1	1	0	27	2.3
2013-14	28-0	260/9.3	27-69	.391	14-44	.318	16-19	.842	20	27	47	1.7	33	0	8	19	9	4	84	3.0
2014-15	31-31	969/31.3	115-296	.389	53-150	.353	50-67	.746	65	94	159	5.1	107	10	26	52	29	20	333	10.7
2015-16	31-31	1068/34.5	191-362	.528	57-148	.385	120-137	.876	76	176	252	8.1	87	2	25	36	32	15	559	18.0
TOTAL	102-62	2358/23.1	343-746	.460	129-355	.363	188-227	.828	162	303	465	4.6	237	12	63	108	71	39	1003	9.8

NDAO, Papa


			Total		3-Point		F-Throws		Rebounds											Scoring	
Season	gp-gs	min/avg	fg-fga	pct	fg-fga	pct	ft-fa	pct	off	def	tot	avg	pf	fo	ast	to	blk	stl	pts	avg	
2011-12	29-4	253/8.7	17-46	.370	8-30	.267	5-6	.833	7	31	38	1.3	27	0	13	23	12	8	47	1.6	
2012-13	25-1	173/6.9	16-40	.400	10-29	.345	3-6	.500	8	20	28	1.1	23	0	9	19	4	2	45	1.8	
2013-14	31-2	361/11.6	25-58	.431	17-42	.405	12-13	.923	9	31	40	1.3	43	0	19	17	4	9	79	2.5	
2015-16	25-6	503/20.1	43-111	.387	33-90	.367	13-19	.684	15	69	84	3.4	64	2	27	24	13	14	132	5.3	
TOTAL	110-13	1290/11.7	101-255	.396	68-191	.356	33-44	.750	39	151	190	1.7	157	2	68	83	33	33	303	2.8	

NEWKIRK, Shavar

			Total		3-Point		F-Throws		Rebounds											Scoring	
Season	gp-gs	min/avg	fg-fga	pct	fg-fga	pct	ft-fa	pct	off	def	tot	avg	pf	fo	ast	to	blk	stl	pts	avg	
2014-15	31-0	622/20.1	34-121	.281	6-32	.188	29-51	.569	9	43	52	1.7	37	0	71	44	5	22	103	3.3	
2015-16	31-31	739/23.8	82-213	.385	22-72	.306	76-103	.738	13	58	71	2.3	29	1	87	46	4	22	262	8.5	
TOTAL	62-31	1361/22.0	116-334	.347	28-104	.269	105-154	.682	22	101	123	2.0	66	1	158	90	9	44	365	5.9	

A lot of good going on above the shoulders for Saint Joseph's DeAndre' Bembry

📅 January 22, 2016 (<http://americansportsnet.com/a-lot-of-good-going-on-above-the-shoulders-for-saint-josephs-deandre-bembry/>)
👤 Gordie Jones (<http://americansportsnet.com/author/gordiejones/>)
📁 Featured (<http://americansportsnet.com/category/featured/>),
More (<http://americansportsnet.com/category/more/>), News
(<http://americansportsnet.com/category/news/>)



The first thing people seem to notice about Saint Joseph's forward DeAndre' Bembry is his hairstyle, a poofy Afro reminiscent of the 'do favored by Julius (Dr. J) Erving in his ABA heyday, some 40 years ago.

Bembry has worn his hair that way since his sophomore year of high school. He and his teammates agreed to grow it out, and even after everybody else had their locks shorn he kept his



(<http://americansportsnet.com/schedule/>)

long, the exception being a subsequent summer when he made his way to the barbershop.

But he struggled in his next AAU game — “I couldn’t even make a layup,” he said — so he has kept his hair long ever since, save a touch-up here and there.

SUNDAY ON ASN:

Saint Joseph's at
LaSalle, 5 p.m. ET
(click logo for local
listings)

The other thing about him that stands out to others (especially NBA scouts) is his head for the game — how he knows all, sees all and does all, a half-step before everyone else on the court.

“It’s what he’s going to take to the next level — his basketball understanding,” Hawks coach Phil Martelli said. “There are guys that shoot better. There are guys that jump better. There are guys that run faster. There are guys that are flashier.”

But few players, Martelli said, can decipher the action on the fly quite as well, and make the correct play as a result.

To review, then — great head of hair, better head on his shoulders.

It has resulted in a season that finds Bemby, a 6-6 junior, averaging 17.2 points, 8.1 rebounds, 4.6 assists and 1.6 steals for SJU (15-3), which has won four straight heading into Sunday’s game at Big 5 rival LaSalle, which will air on ASN.

Bemby is second on the team in scoring to senior forward Isaiah Miles (17.5), and tied with Miles for the rebounding lead, while heading the Hawks in assists and steals. He ranks among the Atlantic 10’s top 11 in all four categories.

And never mind that his shooting percentages — especially from the 3-point line (28.8) and the foul line (62.0) — leave something to be desired. Martelli places him on the short list of great players he has had in his 21 years at St. Joe’s, a list that begins with longtime NBA guard Jameer Nelson and includes Delonte West, who also played professionally.

It seems likely Bemby will have an opportunity to play on the next level as well. He appeared at the Nike Basketball Academy in Santa Monica, Calif., last June, an invitation-only showcase for some of the nation’s top college players. Providence’s Kris Dunn, Oklahoma’s Buddy Hield and LSU’s Ben Simmons were among the others who took part.

“I feel like I was the best player there, and a few people felt the same way,” Bemby said. “It definitely was a good experience.”

Then again, he added, "I could be on the court with anybody and I'd feel like I should be good."

So no, he doesn't lack for confidence, either. But it's his feel and anticipation that set him apart. And Martelli learned while recruiting Bembry he has always possessed both qualities, while growing up in Charlotte and playing his last three years of high school ball at The Patrick School in New Jersey.

"He could always run and jump, but if you watched him play with other good players, he was the guy that made it go," Martelli said. "He plays for only one reason – that his team would win."

That hasn't changed.

"I always like just making the right play," Bembry said. "I don't really care too much about scoring. I can score zero points, but I'll be happy if I have like 12 assists and 15 rebounds and we won."

The Hawks have had an interesting year, winning six of seven games decided by six points or fewer. Bembry hit a step-back jumper from the right wing to snap a 73-all tie with 26.9 seconds left in a 77-73 victory over Richmond on Jan. 2, and in a 72-67 escape against Rhode Island eight days later keyed a late run by twice passing out of low-post double-teams to teammate Aaron Brown, who buried 3-pointers.

"I mean, it's a simple play," Bembry said.

Simple, at least, for someone who has his generously coiffed head in the game. And with Bembry, that always seems to be the case.

Above: Saint Joseph's DeAndre' Bembry has a lot of good going on above his shoulders – his head for the game and his head of hair. (Courtesy Alex Goodlett/Getty Images)

A10 (<http://americansportsnet.com/tag/a10/>) AAU (<http://americansportsnet.com/tag/aa/>)

afro (<http://americansportsnet.com/tag/afro/>)

Atlantic 10 (<http://americansportsnet.com/tag/atlantic-10/>)

Ben Simmons (<http://americansportsnet.com/tag/ben-simmons/>)

Collections • Phil Martelli

Bembry points St. Joe's to NCAA berth



DeAndre' Bembry, scoring against Massachusetts' Jabarie Hinds last month, wasn't happy when coach Phil Martelli recently gave him a day off from practice. (CHARLES FOX / Staff)



GALLERY:
DeAndre' Bembry,
scoring against...
(CHARLES...)

By Marc Narducci, STAFF WRITER

POSTED: February 11, 2016

St. Joseph's basketball coach Phil Martelli has described junior forward DeAndre' Bembry as the perfect engine to run this year's surprising team.

"His leadership is really extraordinary," Martelli said.

The coach and player clashed recently, but Martelli talks about the incident with pride.

After Bembry and teammate Isaiah Miles played all 40 minutes in a 78-70 win over visiting Massachusetts on Jan. 27, Martelli told both players they weren't practicing the next day.

"I made them sit out," Martelli said. "They played a hard 40 minutes."

And that is where the difference of opinion started.

"Both were at my door, saying: 'I am all right,'" Martelli said.

The veteran coach wouldn't budge, but he appreciated the discourse, especially from the 6-foot-6 Bembry, who is in his second year as team captain.

For Bembry, even missing out on a practice is considered loafing.

The junior is averaging 37.6 minutes per game, which was fourth in the country through Monday. It's also down from the 38.6 minutes he averaged last season when the Hawks, who made the NCAA tournament in Bembry's freshman year, slipped to 13-18.

St. Joseph's has more options this year, and Bembry doesn't have to do as much. But he still is doing an awful lot. Bembry is averaging 17.0 points per game, but Miles' emergence as the Hawks' leading scorer (17.3 ppg.) has provided a major lift.

Bembry is also averaging 8.0 rebounds, 4.7 assists, and 1.5 steals. Plus, Martelli assigns him to guard the opponent's top perimeter player, at least until sophomore James Demery enters the game.

0 Tweet 0 @
Like G+1

Shocking New Trick Life Insurance Companies Don't Want You Knowing



Why do they keep this a secret? If you're under the age of 65, you better read this...
policywizard [read more]

We Recommend

Hawks top No. 15 Dayton in convincing fashion

February 19, 2016

St. Joe's Isaiah Miles drops weight, gains stature on court

January 6, 2016

Knicks' Langston Galloway still a Hawk at heart

February 11, 2016

Bonnies bounce St. Joe's from A-10 tourney

March 14, 2015

Find More Stories About

Phil Martelli

Bembry refuses to say he is tired, although he concedes one small point.

"My body is a little sore. But I am in shape, so that helps a lot," Bembry said. "I feel I need to be on the court most of the time, even if I am a little tired."

Winning often masks fatigue. As a freshman, Bembry averaged 12.1 points for a veteran St. Joseph's team that earned an NCAA tournament berth. Last season, Bembry became the fifth player in school history to earn first-team all-Atlantic Ten honors as a sophomore. But he took little consolation since the Hawks were five games below .500.

St. Joseph's is 19-4 overall and 8-2 in the A-10 this season, and the winning has certainly revived Bembry. The Hawks, who have a challenging A-10 game on Wednesday at George Washington (18-5, 7-3), are clearly in the running for an NCAA berth although they are far from assured of anything at this juncture.

"The goal of every team is to get to the NCAA tournament," Bembry said. "I feel we are on the road to that, and we need to keep up to a certain level to get where we want."

If they get to where they want, it will be through the leadership of Bembry, who is among 10 watch-list finalists for the first-ever Julius Erving small forward of the year award.

"I am thankful for it and would like to win it, of course. But I am just trying to get some wins," Bembry said.

He is driven by winning. Bembry experienced firsthand the excitement of the NCAA tournament, and he's consumed with returning to the dance.

Martelli has put a lot on Bembry, and he doesn't apologize because he sees that the captain can handle the heavy load.

The expectation for Bembry is just as much in practice as in the game - other than the rare forced day off.

"He understands with the mantle [as one of the top players] you have to be the hardest worker in practice," Martelli said. "And he is."

So Bembry grinds in practice and somehow finds another gear in the games. Whatever Martelli puts on his plate, Bembry is more than willing to accept.

"I like having the pressure on myself," Bembry said. "I feel I can deal with pressure a lot better than other people can."

mnarducci@phillynews.com

@sjnard

More From Philly.com

MILES AHEAD

Hawks senior quickly went from good to great... Mom and Dad

By Dick Jerardi

S SAINT JOSEPH'S coach Phil Martelli got a call from Eric Miles the summer before the 2014-15 season, wanting to know whether he could come up from his Owings Mills, Md., home to watch an individual workout.

"He sits down with me after the workout and said, 'I got a little bit of a problem,'" Martelli remembered.

The coach's antenna went up. Miles' son, Isaiah, had played two seasons for the Hawks, scoring 27 points in 61 minutes as a freshman, 84 points in 260 minutes for the 2014 Atlantic 10 champions.

"He said, 'I think you're too easy on him, I need you to lean on him, I need you to bust

him,'" Martelli recalled. "You don't hear that from many dads where they say you're not hard enough on them."

Eric and Tammi Miles met at Parkville High in the northern Baltimore suburbs. They have a daughter, a Coppin State graduate, and a son, Isaiah "Zeke" Miles, a Saint Joseph's senior who had a nice junior season and is having an off-the-charts start to his senior season.

Zeke is a criminal justice ma-

nor, and why wouldn't he be?

"I locked 'em up and (Eric) kept 'em locked up," Tammi said with a laugh.

She has been in federal law enforcement for 30 years, the Office of Inspector General, dealing with Medicare fraud and white-collar crime. Now retired, Eric worked in corrections. Tammi has four years, three months to go before her retirement.

"We have some really good conversations about criminal justice, especially with things going on in the world today," Tammi said of her son. "I love having those conversations with him."



Isaiah Miles is introduced as part of game against VCU on Tuesday.

See MILES Page 22

DN WEEKEND | THE BIG READ



Eric and Tammi Miles are regular spectators of St. Joe's Hawks. At right, Tammy jokes with her son before the start of Tuesday's game.

Photos: CHARLES FOX / STAFF PHOTOGRAPHER



MILES

Continued from Page 20

Eric and Tammi have not missed many of their son's college games, even when he was stuck behind C.J. Aiken, Ron Roberts and Halil Kanacevic on the Hawks' front line. Now, after losing around 20 pounds last summer, he is blowing up, and the parents have been right there for all of it, including the 36-point, 15-rebound, 4-block domination of Virginia Tech on Dec. 22 in Brooklyn.

"It was electric," Eric said. "It was really great. He played like I've been telling him he could play. He's finally starting to believe in himself. He has all the tools."

That was the highlight to a season that has been filled with highlights, including a 31-point, nine-rebound effort in a loss to Virginia Commonwealth earlier this

week.

"It's been a dream come true, it's been a blessing," Tammi said. "My son is a good kid, he's a talented young man, it does a mom's heart proud. I don't care if he makes one bucket, a hundred buckets. I'm going to be Team Miles No. 1 fan all day, every day."

The son is averaging 18.3 points and 8.6 rebounds for the 11-3 Hawks, both team bests, entering Sunday's noon home game against Rhode Island. He is shooting 51.5 percent overall, 40.6 percent from the arc and has missed only seven of 63 free throw attempts for a cool 89 percent.

Eric played at Parkville and is just as tall as his 6-7 son. He knew Zeke had more in him before his junior season and more still before his final season.

"He and I went to the gym and I hook-shot him to death," Eric said. "I told him it was because he

Isaiah Miles might not tear down any rims this season, but he is attacking them, much to the Hawks' benefit.

was overweight. He's a real competitive kid, he had to beat dad. He worked, got the weight off and is a totally different player."

How different? Miles had zero college dunks until this season.

"When I came off that rim, I was, like, 'Wow,'" Isaiah said of his first college slam. "I don't feel myself getting tired out there."

Miles showed up at St. Joe's weighing 190. He put on the freshman 15, the sophomore 15 and the

junior 15 until he got all up to 235. The junk food he peared. He now plays at 21

"Watching tape, I saw was the last one coming down court," Isaiah said. "I just to change that. This is my year, so I wanted no what."

Father and son still argue who had more game at the age. Eric was playing at a city college when he broke both knees.

"He said he was way more athletic than I am, he could jump of the gym," Isaiah said. "I'm the props, saying I'm better shooter than him. He could handle the ball better than me. I heard he tore a few rims. We have those basement."

Isaiah might not tear down rims this season, but he is attacking them. That he is still long-range shooter make

INSIDE THE EAGLES

With Kelly gone, Cooper may soon be out as well



JEFF McLANE
@Jeff_McLane

The last time Riley Cooper touched the football this season it glanced off his left hand and fell to the turf at MetLife Stadium, and the Eagles were forced to punt. It probably was the last time he was targeted as an Eagle. If so, it was a fitting way to go out.

The Eagles gambled on third down late in the game and Sam Bradford went to Cooper, who had run a post route. The ball was thrown a touch high, but the

timing was off. Cooper didn't look back at his quarterback until the last moment, and the ball ricocheted off his outstretched hand. The incomplete pass didn't affect the outcome of the game. The Eagles still won. But it was meaningless, like so many of Cooper's catches over the last two seasons. Never was there an Eagles wide receiver who played so often and made so little impact. And that's saying something. It

See COOPER on D4

INSIDE

This line needs work

Bob Brookover: Eagles must upgrade up front. **D4**

Jenkins' choice for coach

The safety is a big fan of the Saints' Sean Payton. **D4**

Coughlin steps down

The Giants coach resigns after 12 seasons. **D5**

NFL PLAYOFFS

SATURDAY

- Kansas City at Houston 4:35 p.m. (6ABC, ESPN)
- Pittsburgh at Cincinnati 8:15 p.m. (CBS3)

SUNDAY

- Seattle at Minnesota 1 p.m. (NBC10)
- Green Bay at Washington 4 p.m. (Fox29)

Can Birds defenders change their feathers?

By Zach Berman
STAFF WRITER

Three years ago, the Eagles made a radical change to their defense. They shifted from a 4-3, "wide-nine" defensive front to a 3-4. The next coaching change could bring a similar philosophical shift.

The new coach will determine the defensive scheme, but it's something the players must think about entering the offseason. Many of the players on the Eagles defense were brought in by Chip Kelly's staff to play in this scheme.

"I think for everybody, it should matter," safety Malcolm Jenkins said. "Not everybody fits

in every scheme. ... Whenever you get a new philosophy, it changes a little bit. You have to refigure out where you're going to be, what your role is. So, it'll be interesting to see how that plays out."

Jenkins has played in a 4-3 and in a 3-4, and he said as a defensive back, he prefers the 3-4 because it allows the safeties to focus more on the passing game. He noted that some of his most productive seasons have been in a 3-4 defense.

It helps that many of the Eagles veterans have played in both. Lineman Fletcher Cox started his career in a 4-3, with Juan

See DEFENSE on D5

OFF CAMPUS

Miles drops weight, rises on court

The St. Joe's senior has become a force, playing his best basketball yet.



MIKE JENSEN
@jensenoffcampus

Let's make this clear: The rise of Isaiah Miles on Hawk Hill is the most important Big Five development this season.

Let Miles himself offer a clue as to how it happened.

"Burgers," Miles said Monday before practice, in advance of the game Tuesday against Virginia Commonwealth. "I don't eat burgers any more."

Miles was a helpful player for the St. Joseph's Hawks last sea-

son. Now he has been a regular force. Since the Hawks already had a force in DeAndre' Bembry, a two-force team is generally a pretty good one.

That helps explain the 11-2 Hawks, who already have more wins than all of last season, and are getting top-25 votes in the AP poll. After a significant victory Saturday at Richmond, after a 17-point, 16-rebound performance, Miles did a radio inter-

view in which Joe Lunardi asked the pertinent question: "Isaiah, you're putting up monster senior-year numbers here. This is not an exaggeration. When you envisioned your final year on Hawk Hill ... what did you think of your own prospects heading into this year?"

Miles said, "I wished I would do well, but not this well, you know?"

See MILES on D6



All my stuff is basically baked. ... This is my last year. I didn't want to look back and say, I could have been this much better if I'd lost weight.
St. Joseph's
Isaiah Miles

TON GRAUBER / Staff Photographer

OFF CAMPUS | BY MIKE JENSEN

Hawk soars after dropping weight

MILES from D1

You never know with seniors. The stereotype of teams full of seniors being best isn't always the case. Sometimes seniors go south, halfway out the door already, or at least they are on cruise control.

Here is what Miles has done: 17.3 points and 8.6 rebounds, up from 10.7 points and 5.1 rebounds as a junior, his first season as a starter. Those 16 rebounds at Richmond were a career high. He had 15 against Virginia Tech, when he also had a career-high 36 points and four blocks.

Miles has scored more than last season's average in every game so far, is second in the A-10 with a 91.1 percent free throw percentage, is second in rebounds, and ninth in scoring. He also remains a serious three-point threat, making 37.9 percent of his shots.

Miles looks different this season — 20 pounds lighter, he said. Basically, he got tired, he said, of hearing teammates call him "Chubby Boy." In addition to jogging every chance he got, his diet changed.

"I stayed clear away from fast food — that's a huge change," he said.

What does he miss?

"Pizza, burgers, french fries," Miles said. "All that fried food. ... Bacon cheeseburgers from Wendy's, the old Baconator. Right across the street."

The Wendy's across City Line Avenue from campus was part of the campus meal plan. "In a sense, it was free," Miles said. "Free Baconators whenever you wanted it."

"He was a college eater, plain and simple," said Hawks coach Phil Martel-



St. Joseph's Isaiah Miles (right) is congratulated by teammate Lamar Kimble after sinking a three-pointer. Miles is shooting 37.9 percent from three-point range. TOM GRALISH / Staff

li. "Now, he eats like a guy who wants to play for money."

Now Miles is mostly a fish guy. "All my stuff is basically baked," he said. "I shut it off like that. This is my last year. I didn't want to look back and say I could have been this much better if I'd lost weight."

Early in the season, I asked Hawks teammate James Demery about Miles. He explained him this way: "Most people think he's slow on offense, but he can really move the ball. You can't take it from him. And he's a shooter, a 6-7 shooter. It's hard to block that. He can shoot with a hand in his face and if you give him space he's going to down a majority of them."

Demery's concluding statement: "Isaiah, he's a crafty player."

Miles, from Baltimore, was a pretty big-time recruit. He may have gone to Maryland if Gary Will-

iams hadn't left. Xavier and North Carolina State were in the mix, too. He talked about the patience he needed, especially not playing too much his first two years after being a four-year high school starter.

"He's got not a low-key personality, but he wants to be out of your eyesight," said Martelli. "He liked basketball. Now he's grown to love it. It's a credit to him."

Martelli said he doesn't set goals for his players, that's for them to do. "But he sat in that chair last year," Martelli said, talking in the conference room attached to his office. "I said, 'One of your goals for next season should be to be the most improved player in the league.'"

Miles said in his first three years, he was a catch-and-shoot jump shooter. "I was so easy to guard. Stand in one spot, catch and shoot. I didn't

want to let that define my game. I wanted to add more aspects."

"Where's he's changed the matrix, so to speak: His offensive rebounding has been extraordinary," Martelli said.

Bembry always gets massive defensive attention. Miles knows that gives everyone else opportunities and that won't change. But has Miles, clearly a match-up quandary, started to see defenses steer more his way?

"Not yet," Miles said. "I've seen it a little bit. I feel like I have to prepare for it, because I think it's going to start coming now."

They may wonder where the big guy went over at Wendy's, but that absence at the checkout line could keep Miles and all the Hawks busier on the court from now right into March.

✉ mjensen@phillynews.com
 📧 @jensenoffcampus

COLLEGE B.

John UNC

STAFF AND WIRE

Brice Johnson reer highs of 39 p 23 rebounds to b North Carolina t victory over hos State on Monday

Johnson, a 6-f nior forward, bec the second playe Carolina history least 39 points a bounds in a gar

Billy Cunningh smith Memoria Famer and a fo did it twice in 19 points and 28 against Mary Jan. 13, and 48 1 25 rebounds a lane on Dec. 10.

"That was night," North coach Roy Will about Johnson. guys, Nick Collis Duke one time h points, 20 rebou thing against T May, last game c lar season over and rebounds.

"But this is good as any I've Particularly on

It was the 1 game for a Tar Tyler Zeller hac and 22 reboun Ohio in the 2 tournament.

Marcus Paig points for the (14-2, 3-0 Atla Conference), won seven stra North Carolina on the road. FJ is 10-4, 0-2.

It was the North Caroli over 100 poir road since Fv against Boston

Ochefu honor
 Villanova's D

Guards Shavar Newkirk and Lamarr Kimble add up to one potent weapon for St. Joseph's.

Duo at the point helping the Hawks take flight

The conversation lasts but a few moments. One St. Joseph's player leaving the court, the other getting out there. Point guards passing in the night. Or maybe it will be in the huddle during a timeout. The passing on of a thought about how defenders are defending, how screens are being handled.

What's really going on: Two players are merging their brains.

How did this happen? A point guard from New York and another from Philly sharing a position at St. Joe's? That's cats and dogs living in harmony, isn't it?

"Yeah, they say that," said

MIKE JENSEN

@jensenoffcampus



Lamarr "Fresh" Kimble, the local portion of the Hawk Hill point guard combo.

Last week, Kimble, a former Neumann-Goretti star, sat in a conference room inside Hagan Arena with his New York counterpart, Shavar Newkirk. Splitting minutes, the pair adds up to one

formidable college point guard. Newkirk, a sophomore, always starts. But Kimble, a freshman, gets almost half the time, their minutes adding up to 41 a game. (That one extra minute, they particularly enjoy.)

Their partnership, Newkirk said, is "a recipe for greatness. Nobody can deal with that. ... Normally a team has one point, and he plays all the minutes and gets exhausted. That's just good for us."

On average, St. Joe's gets 13.8 points and 5 assists from the

See **JENSEN** on D3



Shavar Newkirk makes a steal against St. Louis. The New Yorker and Philly's Lamarr Kimble are combining to average nearly 14 points per game, plus five assists.

MICHAEL BRYANT / Staff Photographer

St. Joe's potent duo at the point

JENSEN from D1 point guard spot. In a crucial win over Dayton, the pair combined for 21 and 7. In another big W at George Washington they had 18 and 7.

If one person had those numbers, Newkirk/Kimble would be 25th in the league in scoring, third in assists.

"The production at the position is amazing," said Hawks coach Phil Martelli. "They are different, but at the same time, for what we're trying to do, they're not confused about what we're doing. You have to guard them."

Talk to Newkirk and Kimble together, and you sense the ease they have with each other. Each has a fan in the other. That's no small thing since they competed hard for the starting position. Martelli stayed with his mind-set that, coming off last season's offensive woes, the Hawks would start the more productive scorer. Newkirk made more pre-season baskets, he said.

"The thing I admire the most, there was no pouting," Martelli said.

Best for the team

Is there anything to the idea that there is even such a thing as a New York point guard and a Philly point guard?

"I don't think of that at all. I don't think Shavar does either," Kimble said. "It's just two point guards."

"I feel that if you're a basketball player, you're going to get along with another basketball player," Newkirk said. "Sometimes you've got to do what's best for the team."

"Right," Kimble said. Right there, Newkirk defies a stereotype of a New York point guard. One word associated with that tag is ego. Newkirk was twice the Bronx player of the year at Cardinal Hayes High, first-team all-city as a junior and senior. He just doesn't wear all that on his chest. (He's from Harlem, by the way.)

He knows Kimble, coming in a year later, had similar credentials out of Neumann-Goretti. First-team all-state, a three-year starter and four-year contributor to a powerhouse program. (He's actually from the Lawncrest neighborhood.)

"I always liked his game. I was a fan of his game," Newkirk said of Kimble. "He had a nice handle, a nice pull-up jump shot. When I heard about him coming, it wasn't about competition, it was, 'Oh, snap. Another point guard. We can play together."



Freshman Lamarr "Fresh" Kimble, a former star at Neuman-Goretti, comes off the bench. YONG KIM / Staff

er? Not comparing us to Jameer Nelson and Delonte West, but that's how it was going ..."

What's the best part of Newkirk's game?

"Definitely the motor he brings to the team," Kimble said. "He's always talking. He gets everyone else involved."

Was Newkirk an energy guy growing up?

"Nah, not really," Newkirk said. "I was always a laid-back person. But my father told me [that] to take my game to the next level I had to be an energetic person, so I just worked on it."

Was his father a ballplayer?

"Nah, he's not a ballplayer," Newkirk said. "But I asked him to guide me in the sport, and he took the time out to do research about it, to be the best he could be to guide me in the sport. He'd read books. He read a lot of books. He watched a lot of film. He listened to analysts about the game. He asked a lot of questions. We have videotapes of Michael Jordan and the interviews of what he was saying and how he would approach the game. My father would tell me to listen and absorb it and try to carry that over to my mind-set."

Kimble saw a parallel there, with his own father taking a lot of time to work on his game, to play the right way.

As a freshman, Newkirk averaged 20 minutes a game, essentially having the role Kimble now has off the bench, but Newkirk averaged just 3.3 points a game. This season, his shooting percentages from the field, three-point line, and free-throw line all have gone up.

"I put in a lot of hard work with the coaching staff," Newkirk said. "The big difference was learning. As a New York person, sometimes we are arrogant."

He said that without arrogance.

"I just thought I was going to be an impact player right away," Newkirk said. "That wasn't the case. I got a rude awakening."

Asked about Kimble's game, Newkirk said, "He's deceiving on the court. He has a lot of moves. He'll catch you with a few of them. 'Oh, I didn't know he was going to do that.' ... He's got an all-around game, but the thing that stands out is his playmaking ability, to get other people involved and still get his own. That's just a great thing as a point guard. He knows how to balance it

out."

It definitely took time, Kimble said, getting used to his role, getting in a natural flow off the bench. He used to be cold in the beginning — "hands cold. It took me a while to warm up" — but now he knows he "can't wait" to warm up. His comfort level grew in the early season. Kimble had 17 turnovers in his first 10 games, just nine turnovers in his next 15.

"Fresh, we wanted to feel him out during the summer, the preseason," said Martelli, mentioning how Kimble has worked hard on his fitness. "There are quirks in his shot that are going to take the spring to work out, but there's no quirk in his confidence. He believes the ball is going in, and when guys do that, the ball goes in."

As for his overall game, "he's older than a freshman," Martelli said. "That's the only way I can describe it."

Play together

Playing together is kind of a goal. That's why Newkirk brought up Nelson and West. It usually happens right now only because of foul trouble to wing players.

"It's fun," Kimble said. "We like it a lot."

"I feel like we could play more together," said Newkirk, who averages 23.8 minutes, to 17.3 for Kimble. "It's just Coach kind of don't like it, because of the size. He feels it would be a disadvantage on defense; we wouldn't get enough rebounds."

That's an important part of the St. Joe's puzzle. Because the Hawks basically go with two forwards and two wings, those wings are depended on to help with defensive rebounding. Newkirk and Kimble are both 6-footers; the three wings in the rotation — DeAndre' Bembry, Aaron Brown, and James Demery — average more than 6-5.

"But we showed when we did play together, we could do pretty good things," Newkirk said.

"Oh yeah, they're on me. They're on me," Martelli said of their wanting to play together, "and so are the coaches. And we've used them."

The Hawks coach left it at that, walking into practice. The status quo, Martelli knows, has worked better than anyone on Hawk Hill had a right to expect, which is kind of the story of the St. Joe's season.

✉ mjensen@phillynews.com
 @jensenoffcampus



CSNPHILLY.COM

Newsletters | Apps (<http://csnphilly.com/app>) | About CSN(<http://www.facebook.com/csnphilly>)(<http://instagram.com/csnphilly>)

Go

Login

PHILLY NBA NHL CBK

Tampa Bay 2 VS Philadelphia 4 Final

Houston 31-32 VS Philadelphia 8-55 3/09 7:00 pm

Penn 11-16 P V



As college career ends, St. Joe's Aaron Brown ready for final March

March 1, 2016, 10:45 am

SHARE THIS POST

Email [G+ Share](#) 1 Tweet

DAVE ZEITLIN

CSNPHILLY.COM CONTRIBUTOR

(<http://twitter.com/davezeitlin>)

Follow @davezeitlin

There were times when Aaron Brown felt alone.

Not only was he 300 miles from home and missing his family and friends, but he also wasn't quite sure why his playing time with the West Virginia men's basketball was drying up.

But whenever he felt that way, Brown knew exactly what to do: Call his father, William Brown.

"It was tough, man," said the younger Brown, now a senior at St. Joe's. "There were nights I would call him frustrated. He always had the right thing to say. I'd like to thank him for that."



Senior guard Aaron Brown is third on St. Joe's in scoring with 9.1 points per game. (USA Today Images)

**YOUR TEAMS. 24/7
PHILLY SPORTS ON THE GO!**

**DOWNLOAD THE FREE
CSNPHILLY APP NOW**

CSN ALERTS

**LATEST
NEWS**

These days, the elder Brown goes to every one of his son's home games and takes long car rides for most of the road contests, too. But back then, when the Darby native and former Penn Wood High star played for West Virginia during the 2011-12 and 2012-13 seasons, Brown's father couldn't get to as many games as he would have liked. Instead, he tried to lift his son's spirits as often as he could on the phone, telling him to work hard and keep his head up.

And even though Brown had some good moments with the Mountaineers, including getting the starting nod in their 2012 first-round NCAA Tournament game vs. Gonzaga, they both agreed it was time to move on and try something else after two seasons in Morgantown.

"When he wanted to transfer, he said, 'Dad, I want to come back home,'" William Brown recalled from the Hagan Arena lobby during halftime of the Hawks' win over Saint Louis on Sunday. "I said, 'Fine, pick a school you want to play for, talk about it and find a good fit for you.'"

In many ways, that school was always going to be St. Joe's, which recruited him hard while he was at Penn Wood, where he won a state title in 2010. And it's definitely fair to say that picking the Hawks worked well as Brown is now a veteran fifth-year senior on a surprisingly dominant SJU team that will go for its 25th win of the season Wednesday night vs. St. Bonaventure before coming home to face Duquesne in its regular-season finale Saturday — Brown's final game on Hawk Hill.

"I've been through a lot of ups and downs in my career," Brown said. "To finish my college career on top, having a very good season, with the chance of doing some good things in March — that's all I can ask for."

Brown might not be the star player he was in high school anymore but he doesn't have to be. DeAndre' Bembry and Isaiah Miles, two of the best players in the Atlantic 10, handle that just fine. Like everyone else on the Hawks, Brown understands his role, emerging as a very solid third option (he's third on the team in scoring at 9.1 ppg). And unlike his rocky tenure at West Virginia, Brown feels secure in his place in the rotation, having started every game this season while providing valuable leadership, on and off the court.

"He's handled his business like a senior — and I mean his business here on the court and his business on the hill," St. Joe's head coach Phil Martelli said. "He's driven to get a degree, and that's watched by everyone here because for a long time you would have identified him as a guy that's just into basketball."

"And he's been willing to sacrifice. As Isaiah's game has taken off, Aaron's opportunities have become a little less frequent. But he fits. From a very young age, he's been driven to win, and he has brought that winning approach to our locker room and on the court for us."

Brown got his first taste of winning at St. Joe's during his transfer year two seasons ago.

It hardly mattered that he couldn't play in games because of NCAA transfer rules; he still felt like a big part of the team because of the fierce battles he had against ex-Hawks star Langston Galloway in practice, among others. And Martelli still marvels at how quickly Brown got onto the court from the stands to celebrate the Hawks' 2014 Atlantic 10 Tournament championship.

"I would say this," Martelli recalled. "I don't think anyone was more excited."

Perhaps that shouldn't have been too surprising. How could he not get excited when his hometown team booked a place in the NCAA Tournament? And that excitement only increased when Brown began to suit up for the Hawks the following season, playing in front of many family and friends, just a few miles from where he grew up, where he likes to return every Sunday for a home-cooked meal.

Of course, the homecoming also came with its share of challenges with Brown admitting he had to "block out some people" and focus on those giving him the "right advice," like his dad. But Martelli thinks those issues are all in the past, especially as Brown has grown and matured.



Report: Knicks expected to sign...
JESSICA CAMERATO
10h



"I think early on it was hard because the people at home were telling him certain things — out of love, not out of disrespect," the St. Joe's coach said. "And I think that he heard the noise and kind of didn't know which way to turn. But I think certainly this year he's been very zeroed in on what I have to say to him about academics, what I have to say about handling his business in the community and what I have to say to him about basketball."

"And the people that have been closest to him have been very supportive because they want success for him."

This season is already a success as St. Joe's already has matched its best win total since the famous 2003-04 campaign. Did Brown think that was possible after the Hawks sputtered to a losing record last season, his first one playing for them?

"We always thought that if we worked, we could be as good as anybody," Brown said.

"Everyone asked me, 'How are you guys gonna be? How are you guys gonna be? I was always like, 'Listen, we're gonna surprise a lot of people.' I've been saying that since Day 1 and that's what we're doing."

Given their regular-season success, many hope the Hawks will continue to surprise people in the Atlantic 10 tourney and then the NCAA Tournament, where it increasingly looks like they'll finish their season.

For Brown, that would naturally be a great bookend to his college career — one that proved to be tumultuous but also, in the end, extremely gratifying.

And he's ready to feel the madness of March one last time as a college basketball player.

"The experience was great," Brown said of his appearance in the 2012 NCAA Tourney. "I enjoyed every minute of it. That's why I try to stress how important these games are — because that feeling of the NCAA Tournament is like no other. I would like everyone to feel that."

Tags:

[NCAA](#), [st. joe's hawks](#), [saint joseph's hawks](#), [Aaron Brown](#), [Phil Martelli](#), [Dave Zeitlin](#)

Dave Zeitlin covers college sports and Major League Soccer for CSNPhilly.com. Email him at dizeitlin@gmail.com.

[◀ Previous Post](#)[Next Post ▶](#)

la_utm_medium=bytaboola&taboola_utm_content=hybrid-thumbs-2r:below-article-thumbs:)
la_utm_medium=bytaboola&taboola_utm_content=hybrid-thumbs-2r:below-article-thumbs:)
la_utm_medium=bytaboola&taboola_utm_content=hybrid-thumbs-2r:below-article-thumbs:)
YOU MAY LIKE

Brilliantly Simple Way To Pay Off Your Credit Cards
LendingTree

(http://www.dailybananas.com/5_d_Rare_Photos_of_History_US_DB_1/?utm_source=5_d_Rare_Photos_of_History_US_DB_1&utm_medium=http%3A%2F%2Fcdn.taboolasyndication.com%2Flibtrc%2Fstatic%2Fthumbnails%2F41493e6639cd64ee18d4afc939b550cd.jpg&utm_campaign=Rare_Photos_of_History&utm_term=5&utm_content=nbcSports-csnphilly)

37 Rare Photos Seen For The First Time Show A Different Side Of History
Daily Bananas

(http://www.dailybananas.com/5_d_Rare_Photos_of_History_US_DB_1