

2015-16 SCHEDULE

NOVEMBER		EST/RESULT
Fri., 13	DREXEL (WPHL17)	W 82-81
Sun., 15	NIAGARA *	W 73-62
Wed., 18	BUFFALO *	W 89-67
Sat., 21	vs. Florida ** (ESPN3)	L 63-74
Sun., 22	vs. Old Dominion ** (ESPN3)	W 66-64
DECEMBER		
Tue., 1	#8/7 VILLANOVA % (CBSSN)	L 72-86
Fri., 4	at Columbia	W 80-78
Tue., 8	PRINCETON	W 72-60
Sun., 13	at Temple % (CBSSN)	W 66-65 OT
Sat., 19	ILLINOIS STATE (WPHL17)	W 79-65
Tue., 22	vs. Virginia Tech ^ (ESPN3)	W 79-62
Tue., 29	MARYLAND EASTERN SHORE	W 78-68
JANUARY		
Sat., 2	at Richmond (NBCSN)	W 77-73
Tue., 5	VCU (TCN, ASN)	L 82-85
Sun., 10	RHODE ISLAND (NBCSN)	W 72-67
Wed., 13	at George Mason	W 87-73
Sat., 16	FORDHAM (WPHL17)	W 80-55
Wed., 20	at Penn %	W 75-60
Sun., 24	at La Salle (TCN, ASN)	W 69-48
Wed., 27	MASSACHUSETTS	W 78-70
Sat., 30	at Rhode Island (CBSSN)	W 64-55
FEBRUARY		
Wed., 3	ST. BONAVENTURE	L 73-83
Sat., 6	at Fordham	W 82-60
Wed., 10	at G. Washington (TCN)	W 84-66
Sat., 13	LA SALLE % (ASN, CSN)	W 88-62
Wed., 17	DAYTON (CBSSN)	W 79-70
Sat., 20	at Davidson (NBCSN)	2:00 p.m.
Wed., 24	at Massachusetts	7:00 p.m.
Sun., 28	SAINT LOUIS (CSN, ASN)	1:00 p.m.
MARCH		
Wed., 2	at St. Bonaventure +	7:00 p.m.
Sat., 5	DUQUESNE	4:00 p.m.
Wed., 9-	Atlantic 10 Championship	
Sun., 13	(Barclays Center, Brooklyn, N.Y.)	

Home games in CAPS at Hagan Arena

% Big 5 game

* Hall of Fame Tip-Off (Hagan Arena)

** Hall of Fame Tip-Off (Mohegan Sun Arena, Uncasville, Conn.)

^ A-10/ACC Doubleheader (Barclays Center, Brooklyn, N.Y.)

+ Blue Cross Arena (Rochester, N.Y.)

#/- AP/USA Today Ranking

MEDIA INFORMATION

Basketball SID: Marie Wozniak
Office Phone: 610-660-1727
Cell Phone: 610-999-3634
Email: mwozniak@sju.edu
Fax: 610-660-1724
Press Row Phone: 610-660-2599

www.SJUHawks.com

@SJUHawks

@SJUHawks_MBB

SAINT JOSEPH'S HAWKS (22-4; 11-2 A-10)

at

DAVIDSON WILDCATS (15-9; 7-6 A-10)

Game #27 • February 20, 2016 • 2 p.m. • NBC Sports Network
Belk Arena • Charlotte, N.C.

GAME DAY

ARENA	John M. Belk Arena (5,223)
TELEVISION	NBC Sports Network (Mike Corey, Ron Thompson)
RADIO	560 AM (Matt Martucci, Joe Lunardi)
VIDEO STREAMING	NBCSports.com
AUDIO STREAMING	SJUHawks.com (Matt Martucci, Joe Lunardi)
SERIES RECORD	SJU leads 7-4
SJU STREAK	4 wins
HAWKS' NEXT GAME	February 24 at Massachusetts, 7 p.m.

GAME STORIES

- Saint Joseph's defeated its first ranked team since 2014 when it topped #15/13 Dayton on Wednesday night. **DeAndre' Bembry** (16 pts, 13 rebs) and **Isaiah Miles** (12 pts, 12 rebs) led five Hawks in double figures.
- SJU owns a four-game winning streak and has won 11 of the last 12 games. This is the Hawks' best record through 26 games since the 2003-04 team went undefeated (27-0).
- SJU owns the nation's best road record (9-0) as the only unbeaten team. This is the first of two straight road games for the Hawks.
- This marks the ninth 20-plus win season under **Phil Martelli**, who now has 397 career wins.
- Saint Joseph's RPI is a season-high 23, which is the second best in the Atlantic 10 behind Dayton (11).

HAWKS' PERSONNEL

2015-16 Stats

PROBABLE STARTERS	PPG	RPG	APG	MPG	Notes
F- #43 DeAndre' Bembry	16.7	8.2	4.5	37.2	16 pts, 13 rebs in win over Dayton
F- #15 Isaiah Miles	17.3	8.4	0.7	34.1	12 pts, 12 rebs, 5 asts in Dayton win
F- #24 Pierfrancesco Oliva	4.4	4.2	2.0	17.8	Hit season-best 3 threes in GW win
G- #2 Aaron Brown	9.0	3.2	1.2	25.5	Double-figures in back-to-back games
G- #1 Shavar Newkirk	8.2	2.2	2.6	23.5	Had 10 pts at GW

OFF THE BENCH

G- #25 James Demery	9.4	3.8	0.6	22.4	12 pts in Dayton win
F- #12 Papa Ndao	5.6	3.5	1.0	19.5	Had 9 pts, 4 asts at Fordham
G- #0 Lamarr Kimble	5.4	1.3	2.4	17.0	Tied career-high w/ 13 pts vs. Dayton
F- #34 Javon Baumann	0.6	1.0	0.1	4.7	Played key 8 minutes in 1st half vs. Dayton
G- #11 Chris Clover	0.6	0.2	0.0	3.7	Has played in 17 games
F- #20 Brendan Casper	0.8	0.5	0.0	1.8	Season-high 4 pts vs. Fordham
F- #23 Markell Lodge	0.8	1.0	0.0	4.8	Had 6 rebs vs. Niagara
F- #32 Jai Williams	1.0	1.0	0.0	3.0	Has played in four games
G- #3 Mike Booth	0.3	0.2	0.0	1.3	Walk-on who has played in five games
G- #21 Kyle Thompson	0.0	0.7	0.0	1.5	Walk-on who has played in five games
G- #5 Christian Vega	0.0	1.0	0.0	1.0	Walk-on who has played in two games

INJURED

F- #33 Skylar Scrivano	--	--	--	--	Sidelined with achilles injury
------------------------	----	----	----	----	--------------------------------

HAWKS' ROSTER

NO.	NAME	CL	POS	HT	WT	HOMETOWN	HIGH SCHOOL
0	Lamarr Kimble	Fr.	G	6-0	197	Philadelphia, Pa.	Neumann-Goretti
1	Shavar Newkirk	So.	G	5-11	175	New York, N.Y.	Cardinal Hayes
2	Aaron Brown	Sr.	G	6-5	225	Darby, Pa.	Penn Wood
3	Michael Booth	So.	G	6-3	199	Thornton, Pa.	Bishop Shanahan
5	Christian Vega	So.	G	6-0	170	Guaynabo, P.R.	Colegio San Jose'
11	Chris Clover	Fr.	G	6-3	215	Philadelphia, Pa.	St. Joseph's Prep
12	Papa Ndao	Sr.	F	6-8	220	Dakar, Senegal	Montverde Academy (Fla.)
15	Isaiah Miles	Sr.	F	6-7	216	Baltimore, Md.	Milford Mill
20	Brendan Casper	Jr.	F	6-6	215	Audubon, Pa.	Methacton
21	Kyle Thompson	So.	G	6-2	191	Mt. Laurel, N.J.	St. Joseph's Prep
23	Markell Lodge	R-Fr.	F	6-7	210	Washington, N.C.	Pace Academy
24	Pierfrancesco Oliva	Fr.	F	6-8	207	Taranto, Italy	Bergen Catholic (N.J.)
25	James Demery	So.	F	6-6	197	Williamston, N.C.	Northside Christian Academy
32	Jai Williams	So.	F	6-9	257	Philadelphia, Pa.	Phila. Electrical Tech. Charter
34	Javon Baumann	Jr.	F	6-8	258	Solms-Oberbiel, Germany	Theodor-Heus
43	DeAndre' Bembry	Jr.	F	6-6	210	Charlotte, N.C.	The Patrick School (N.J.)

INJURED

33 Skylar Scrivano Sr. F 6-10 233 Doylestown, Pa. Central Bucks East

Head Coach: Phil Martelli (Widener '76) - 21st year

Assistant Coaches: Mark Bass (Saint Joseph's '95) - 17th year; David Duda (Spring Garden '88) - 10th year;
Geoff Arnold (Saint Joseph's '86) - 8th year

Director of Basketball Operations: Rob Sullivan (Saint Joseph's '06)

Student Assistant: Kyle Molock

Athletic Trainer: Bill Lukasiewicz (Springfield '88)

Captain: DeAndre' Bembry

PRONUNCIATION GUIDE

Javon Baumannja-VON BOW (like now)-min
 (Chris) CloverCLOE-verr
 Markell (Lodge)mar-KELL
 (Papa) Ndaonow
 Shavar (Newkirk)shuh-VAR
 Pierfrancesco Oliva . . .pe-AIR-fran-CHES-co
oh-LEE-vuh
 Jai (Williams)Ji (rhymes with "eye")

(Bill) LukasiewiczLu-KAZ-uh-WITZ

THE NAME GAME

A few Hawks have nicknames that are commonly used by Phil Martelli and the players when referring to each other. Here's the guide:

Checcho = Pierfrancesco Oliva

Fresh = Lamarr Kimble

Zeke = Isaiah Miles



BROADCAST SCHEDULE

Date	Opponent	EST	TV	Radio	Digital
Nov. 13	DREXEL	8:00 p.m.	WPHL17	990	A10N
Nov. 15	NIAGARA *	5:00 p.m.		610	A10N
Nov. 18	BUFFALO *	7:00 p.m.		990	A10N
Nov. 21	vs. Florida #	2:30 p.m.	ESPN3	SJU	ESPN3
Nov. 22	vs. Old Dominion	12 p.m.	ESPN3	990	ESPN3
Dec. 1	VILLANOVA	7:00 p.m.	CBSSN	990	
Dec. 4	at Columbia	7:00 p.m.		990	A10N
Dec. 8	PRINCETON	7:00 p.m.		610	A10N
Dec. 13	at Temple	4:00 p.m.	CBSSN	990	
Dec. 19	ILLINOIS STATE	2:00 p.m.	WPHL17	990	A10N
Dec. 22	vs. Virginia Tech ^	1:00 p.m.	ESPN3	990	
Dec. 29	MD. EASTERN SHORE	7:00 p.m.		990	A10N
Jan. 2	at Richmond	12:30 p.m.	NBCSN	610	NBCSports.com
Jan. 5	VCU	7:00 p.m.	TCN, ASN+	610	A10N
Jan. 10	RHODE ISLAND	12:00 p.m.	NBCSN	610	NBCSports.com
Jan. 13	at George Mason	7:00 p.m.		SJU	A10N
Jan. 16	FORDHAM	1:00 p.m.	WPHL17	990	A10N
Jan. 20	at Penn	9:00 p.m.		990	A10N
Jan. 24	at La Salle	5:00 p.m.	TCN, ASN+	990	A10N
Jan. 27	MASSACHUSETTS	7:00 p.m.		990	A10N
Jan. 30	at Rhode Island	6:00 p.m.	CBSSN	990	
Feb. 3	ST. BONAVENTURE	7:00 p.m.		SJU	A10N
Feb. 6	at Fordham	2:00 p.m.		990	
Feb. 10	at George Washington	7:00 p.m.	TCN, CSNMA	990	
Feb. 13	LA SALLE	8:00 p.m.	CSN, ASN	560	
Feb. 17	DAYTON	6:00 p.m.	CBSSN	SJU	
Feb. 20	at Davidson	2:00 p.m.	NBCSN	560	NBCSports.com
Feb. 24	at Massachusetts	7:00 p.m.		990	A10N
Feb. 28	SAINT LOUIS	1:00 p.m.	CSN, ASN	610	A10N
Mar. 2	at St. Bonaventure	7:00 p.m.		990	A10N
Mar. 5	DUQUESNE	4:00 p.m.		990	A10N
Mar. 9-	Atlantic 10 Championship				
Mar. 13	(Barclays Center, Brooklyn, N.Y.)				

SJU= All audio/radio broadcasts streamed on SJUHawks.com

ASN= American Sports Network; CBSSN= CBS Sports Network; NBCSN= NBC Sports Network; TCN= The Comcast Network; CSN= Comcast SportsNet; CSNMA= Comcast SportsNet Mid-Atlantic;

A10N= Atlantic 10 Network (atlantic10.com)

SERIES HISTORY

SAINT JOSEPH'S vs. DAVIDSON

All-Time Series: SJU 8-4

SJU Streak: 1 win

First Meeting: 12/17/56, SJU 86-64

Last Meeting: 11/26/05, DC 100-94 ot

Last SJU Win: 1/31/15, SJU 75-70

Last DC Win: 11/26/05, 100-94 ot

Coach Martelli vs. DC: 2-1

Last 5 Games

1/31/15	W	75-70	H
11/26/05	L	94-100 ot	A
11/27/04	W	76-61	P
1/16/71	W	85-84	A
1/17/70	W	90-81	N

Saint Joseph's won last year's meeting at Hagan Arena, 75-70, in the first meeting of the teams as A-10 opponents... This marks SJU's first game at Davidson since Nov. 26, 2005, which the Wildcats won in overtime, 100-94... Before the teams met in consecutive seasons, 2004 and 2005, the last game played between SJU and Davidson was in 1971.

STATISTICAL COMPARISON

	Saint Joseph's	Davidson
Overall Record	22-4	15-9
Conference Record	11-2	7-6
Home Record	11-3	12-1
Away Record	9-0	3-7
Neutral Record	2-1	0-1
Points per Game	76.1	80.0
Opponent Points per Game	67.3	78.3
Field Goal Pct.	.444	.442
Opponent Field Goal Pct.	.395	.457
3-Pt. Field Goals Made per Game	6.9	9.8
3-Pt. Field Goal Pct.	.325	.354
Opponent 3-Pt. Field Goal Pct.	.297	.353
Free Throws Made per Game	16.1	15.2
Free Throw Pct.	.721	.757
Rebounds per Game	39.6	35.4
Opponent Rebounds per Game	36.5	39.8
Assists per Game	14.9	15.6
Turnovers per Game	10.2	10.1
Opponent Turnovers per Game	11.2	12.2
Blocks per Game	3.6	2.8



PHIL MARTELLI Head Coach

In 21 seasons as head coach at Saint Joseph's, **Phil Martelli** has built a program that is consistently one of the top in the conference, a perennial post-season participant and a key player on the national scene. In doing so, he has earned his place among

the top coaches in the school's storied history and has become one of the more respected coaches in the game.

Martelli is the Hawks' all-time leader in career victories with a mark of 397-269. Setting the school record for wins in a season (30) in 2004, Martelli has guided SJU to 20 or more victories eight times in 20 seasons, which is the most for any Hawks' coach. He is 196-139 in Atlantic 10 play, which is the most conference wins for any active coach and ranks second all-time in the league.

He has also served the game of basketball as a Past President of the NABC's Board of Directors as well as a being a member of the NCAA Division I Men's Basketball Ethics Coalition.

Martelli has seen six of his former Hawks play in the NBA, with three players chosen in the NBA Draft: guard Jameer Nelson (2004), guard Delonte West (2004) and forward Ahmad Nivins (2009). Dwayne Jones also played in the NBA while Ronald Roberts, Jr., and Langston Galloway are the most recent, with Galloway earning All-Rookie second-team honors with the New York Knicks in 2014-15.

Martelli has been at his best when it counts the most as his 17 postseason wins (6 NCAA, 11 NIT) are the most in school history. Martelli ranks first among Hawk coaches with a .608 postseason winning percentage (17-12) and has taken SJU to the postseason in 10 of the last 15 years, and 12 times in his 20 seasons at SJU.

Martelli's commitment to the University is equal to SJU's commitment to him, as he signed a multi-year contract extension prior to the 2015-16 season.

The 2014-15 Hawks were challenged after losing three All-Conference players from the 2014 A-10 champion team, but saw the emergence of soph-

more DeAndre' Bembry as one of the league's top players, as he topped the A-10 in scoring and earned All-Conference First Team honors.

In 2013-14, Martelli and his veteran team turned in one of the more memorable seasons in school history, adding another A-10 Championship to his résumé. The Hawks, led by seniors Langston Galloway, Halil Kanacevic and Ronald Roberts, Jr., won 20 of 26 games from mid-December and captured the school's third conference title and its first since 1997. SJU went 24-10 and reached the NCAA Tournament for the sixth time under Martelli, falling to eventual champion Connecticut.

The 2012-13 season saw an experienced Saint Joseph's squad reach the Atlantic 10 Quarterfinals and earn a second consecutive NIT bid, for the 11th postseason berth in Martelli's career.

In 2011-12, Martelli and the Hawks became one of nine teams in the nation to win 20 games after losing 20 the previous season, and also returned to the postseason with an NIT bid. Five different players received Atlantic 10 honors, the most ever for the Hawks. SJU also scored two wins over Top 25 teams (Creighton and Temple) and Martelli became SJU's all-time leader in victories.

In 2010-11, Martelli guided the youngest squad in his career, which included three freshman starters. The Hawks made an exciting late-season run and reached the A-10 semifinals.

Martelli faced a challenge in 2009-10 with a young and inexperienced squad that went 11-20, coming off a 2008-09 season that saw the Hawks go 17-15 for his ninth consecutive winning season. Among the highlights of '08-09 was Ahmad Nivins becoming the third Hawk in six years to garner the Atlantic 10's Player of the Year Award. Nivins was also chosen by the Dallas Mavericks in the 2009 NBA Draft, becoming the third Martelli player drafted.

The 2007-08 Hawks reached the Atlantic 10 Championship game for the third time in four years and earned the program's 19th bid to the NCAA Tournament, and Martelli's fifth. The 11th-seeded Hawks fell to sixth-seeded Oklahoma in the NCAA First Round, while ending the year at 21-13.

Martelli turned in another top-notch coaching performance in 2005-06, as the Hawks went from a 10-12 record to win eight consecutive games to reach the Atlantic 10 championship game for the second year in a row. SJU earned its sixth consecutive postseason bid to the NIT.

In 2004-05, Martelli turned in perhaps a more remarkable coaching job than in 2003-04 when he was the consensus National Coach of the Year. Faced with the loss of two NBA first-round draft picks, Martelli

THE MARTELLI FILE

Career Record: 397-269 (21 years)

Atlantic 10 Record: 196-139

Postseason Record: 17-12 (overall); 6-6 (NCAA Tournament)

Birthdate: August 31, 1954

Hometown: Media, Pa.

Education: Widener University, 1976

Playing Career: Widener University, 1972-76

College Coaching Career: Head Coach, Saint Joseph's University, July 20, 1995 to present; Assistant Coach, Saint Joseph's, 1985-86 to 1994-95.

Family: Wife, Judy; children - Phil, Jr., Jimmy, Elizabeth; grandchildren Philip Stephen, Marra, Avery, Brynley, and Madalyn.

Honors: 2004 Consensus National Coach of the Year; Atlantic 10 Coach of the Year (2005, 2004, 2001, 1997); USBWA District Coach of the Year (2004, 1997); Philadelphia Big 5 Coach of the Year (2004, 1997, 1996); Honorary Doctorates - Widener University 2004, Cabrini College 2006, Immaculata University 2010.

guided SJU to 21 wins in the calendar year of 2005 to post a 24-12 record. Saint Joseph's posted the conference's best record (14-2), won its fifth straight regular-season title to tie the league record, earned the A-10's top seed and reached the title game. He was named the Atlantic 10 Coach of the Year for the second straight season and the fourth time in his career. SJU made an exciting six-game run in the NIT, falling on a last-second shot in the title game.

In 2003-04, Martelli guided a focused and unselfish squad that became the most compelling story in college basketball. The Hawks went undefeated in the regular season, reached the pinnacle as the top-ranked team in the nation and earned the school's first-ever number-one seed in the NCAA Tournament, while advancing to the Elite Eight. Jameer Nelson was the consensus National Player of the Year and with teammate Delonte West, were both first-round selections in the NBA Draft. SJU opened the season ranked 12th in the polls and moved up throughout the year, taking the top spot on March 8, 2004, for the first time ever, while finishing fifth in the polls, for SJU's highest final ranking since 1966.

Martelli joined with Nelson to sweep the national coach and player awards, marking one of the few times in history that the top player and coach were from the same school. He was also the Atlantic 10 Coach of the Year for the third time and a repeat winner of the Big 5 Coach of the Year award.

A 1976 graduate of Widener, Martelli began his career on Hawk Hill with SJU's 1985-86 NCAA Tournament team. After 10 years as an assistant at Saint Joseph's, Martelli was named the 14th coach in school history on July 20, 1995, and just the third non-alumnus to guide SJU.

Martelli burst onto the scene in his first season (1995-96) and took the squad to the NIT championship game. He followed that in 1996-97 with the Atlantic 10 regular season and tournament titles, along with a berth in the NCAA Sweet 16.

Prior to his arrival at SJU, Martelli spent seven years as head basketball coach at Bishop Kenrick High School and had a stint as assistant coach at Widener, helping guide the Pioneers to the 1978 NCAA Division III Final Four.

As a point guard at Widener, he was part of the NCAA Tournament teams in 1975 and 1976, and set the school's single season and career assist marks.

Martelli and his wife, Judy, a former basketball player with the national champion Immaculata College teams in the 1970s, have three children - Phil, Jr., Jimmy and Elizabeth. Phil, Jr. is an assistant basketball coach at the University of Delaware while he and Elizabeth are both Saint Joseph's graduates. The Martelli's have five young grandchildren - Philip Stephen, Marra, Avery, Brynley, and Madalyn.

MARTELLI YEAR-BY-YEAR (21 seasons)

YEAR	OVERALL			ATLANTIC 10			POSTSEASON
	W	L	PCT	W	L	PCT	
1995-96	19	13	.594	9	7	.562	NIT Runner-up
1996-97	26	7	.788	13	3	.812 *	NCAA Sweet 16
1997-98	11	17	.393	3	13	.187	
1998-99	12	18	.400	5	11	.312	
1999-00	13	16	.448	7	9	.437	
2000-01	26	7	.788	14	2	.875	NCAA 2nd Round
2001-02	19	12	.613	12	4	.750	NIT 2nd Round
2002-03	23	7	.767	12	4	.750	NCAA 1st Round
2003-04	30	2	.937	16	0	1.000	NCAA Elite Eight
2004-05	24	12	.667	14	2	.875	NIT Runner-up
2005-06	19	14	.575	9	7	.562	NIT 2nd Round
2006-07	18	14	.562	9	7	.562	
2007-08	21	13	.617	9	7	.562	NCAA 1st Round
2008-09	17	15	.530	9	7	.562	
2009-10	11	20	.343	5	11	.312	
2010-11	11	22	.333	4	12	.250	
2011-12	20	14	.589	9	7	.562	NIT 1st Round
2012-13	18	14	.562	8	8	.500	NIT 1st Round
2013-14	24	10	.705	11	5	.687 *	NCAA 2nd Round
2014-15	13	18	.419	7	11	.389	
2015-16	22	4	.846	11	2	.846	
Totals	397	269	.596	196	139	.588	5 NCAA, 6 NIT

* Atlantic 10 Champion

LAST TIME OUT: DeAndre' Bembry had 16 points and 13 rebounds to lead five players in double figures as Saint Joseph's knocked off #15/13 Dayton, 79-70, before a sellout crowd at Hagan Arena. Isaiah Miles had a double-double scoring 12 points in the second half, while adding 12 rebounds and a career-high five assists for the Hawks. Aaron Brown scored 14 points and freshman Lamarr Kimble matched his career-high with 13 points on 4-for-5 shooting and handed out five assists. James Demery scored 12 points on a 4-for-7 effort from the field. It was the first ranked team beaten by the Hawks since March 16, 2014, when SJU defeated #23 VCU to win the A-10 title. (more on page 25)

UPSET CITY: Saint Joseph's win over #15/13 Dayton on Wednesday marked the first victory against a ranked team since March 16, 2014, when SJU defeated #23 VCU to win the Atlantic 10 Championship. It also was the highest ranked team beaten on campus since the Hawks defeated #8 Xavier, 71-66, on March 6, 2008 in the final game for Alumni Memorial Fieldhouse.

EXCLUSIVE LIST: DeAndre' Bembry is just one of two players in the nation who is averaging over 16 points, eight rebounds and four assists per game. The other is LSU freshman Ben Simmons (19.3 ppg, 12.3 rpg, 5.2 apg), who is considered one of the top candidates for the National Player of the Year Award. Bembry is the only player in the nation to have those numbers and average less than 2.5 turnovers per game.

MOST IMPROVED HAWKS: SJU is tied for the fourth-biggest improvement in the nation from last season (as of Feb. 18), according to the NCAA. The improvement is determined by adding the difference in win total and loss total from last year to this year and then dividing by two.

Team	2015-16	2014-15	Difference
Tennessee State	18-7	5-26	16
Ball State	17-9	7-23	12
Little Rock	22-3	13-18	12
Saint Joseph's	22-4	13-18	11.5
Southern Illinois	21-7	12-21	11.5
Col. of Charleston	16-9	9-24	11

MOST IMPROVED PLAYER: Phil Martelli is hard-pressed to find a player he's coached that has made a bigger improvement from one year to the next than Isaiah Miles. The senior, who is arguably one of the most improved players in the nation, is averaging seven more points and three more rebounds than his junior season. He's scored double figures in all 26 games - entering this season he had a total of 20 double-digit games in his entire career. The only player Martelli could compare him to was 2008-09 A-10 Player of the Year Ahmad Nivins. Nivins increased his averages by five points and six rebounds from his junior to senior year - but he had been a double-figure scorer as both a sophomore and junior.

BEMBRY ON BOARD: DeAndre' Bembry's rebounding ability is often overlooked but the junior is one of the nation's best for his size. Bembry ranks 40th in defensive rebounds with 6.6 per game but if you look at players 6'6" and under, he ranks third in the nation.

FLYING START: This is the quickest that the Hawks have achieved 20 wins since the undefeated season in 2003-04. They've had two seven-game winning streaks, with the most recent ending against St. Bonaventure. The Hawks, who have long surpassed last season's victory total of 13, have won 18 of the last 20 games. It is Saint Joseph's best record through 26 games since the 2003-04 team was 25-0. It is also the best A-10 mark through 13 games (11-2) since the 2003-04 team went 13-0.

HISTORY MAKERS: With the 22-4 record, the Hawks are on their way to posting one of the best seasons in school history. SJU's record through

26 games matches that of both the 1981-82 and 2000-01 teams, and is second to the 25-0 mark set by the 2003-04 squad. The 1981-82 team, which was the first season for head coach Jim Boyle, finished the year at 25-5. The 2000-01 Hawks, coached by Phil Martelli and with freshman point guard Jameer Nelson, compiled a 26-7 record. In Nelson's senior year, SJU won 27 straight games and finished the season with a best-ever 30-2 record.

CAREER MILES: Heading into this year, Isaiah Miles had just 444 career points in three seasons. He's scored 449 in this season alone to now total 893 points in 97 career games.

20-20: This marks the ninth 20-plus win season under Phil Martelli, which is the most for any Hawk coach. Counting this one, there have been a total of 23 seasons in SJU history in which the Hawks have won 20 or more games.

HOME BODIES: The Hawks are currently 11-3 at home this year, with losses to #8 Villanova, VCU and St. Bonaventure.

ROAD WARRIORS: SJU owns the nation's best road record at 9-0, as the only unbeaten team. The Hawks have scored wins at Columbia, Temple, Richmond, George Mason, Penn, La Salle, Rhode Island, Fordham and GW. The Hawks also played three neutral site games, with two in the Hall of Fame Tip-Off at Mohegan Sun Arena (Florida, ODU) and one at the Barclays Center in the ACC-Atlantic 10 doubleheader (Virginia Tech), so their record away from Hagan Arena is 10-1. The best road record for a Saint Joseph's team is 13-0 by the 2003-04 Elite Eight squad, while in recent years the 2013-14 A-10 champion team was 8-4 away from home.

STORIES FROM THE ROAD: Since 2007-08, there have been five teams that have gone through the season without a road loss. They are: North Carolina and Memphis (2008); Murray State (2012); Wichita State (2014); and Kentucky (2015). Three of those teams - North Carolina, Memphis and Kentucky reached the Final Four in those years.

CAROLINA ON THEIR MINDS: There are three Hawks who have called North Carolina their homes - DeAndre' Bembry, James Demery and Markell Lodge. Bembry grew up in Charlotte and attended Rocky River High School before he moved to New Jersey to attend The Patrick School. Demery, from Williamston, attended Northside Christian Academy and Lodge, from Washington, went to Pace Academy. All three players are expecting numerous family members and friends in attendance at today's game.

TALKING ABOUT THE HAWKS: Dayton coach Archie Miller praised the Hawks after Wednesday's game. "That to me is as good of a team as we've seen this season. They're a different type of team because of the way their skill level is. I think Coach has got them clearly from an offensive perspective really in a great rhythm because of their movement. They're hard to guard. I thought the thing that was really surprising to me though was how they overpowered us for about 40 minutes. Physically I thought they dominated us. They were commanding in how they approached the game."

400 CLUB: Head coach Phil Martelli is closing in on the 400-victory plateau as he enters this game with 397. He currently ranks 35th for career victories among current Division I head coaches and would become the 121st coach in NCAA history to record 400-plus wins.

GAINING NOTICE: The Hawks received a season-high 57 votes in this week's AP Poll and 17 in the USA Today Coaches Poll. The Jan. 4th AP

HONOR ROLL

DeAndre' Bembry

Atlantic 10 Player of the Week (12/14)
 Big 5 Player of the Week (11/16, 12/14, 1/18, 1/25)
 Jesuit Basketball Player of the Week (1/18, 2/8)
 Atlantic 10 Preseason All-Conference First Team
 Atlantic 10 Preseason All-Defensive Team
 John R. Wooden Award Preseason Top 50 List
 Naismith Trophy Early Season Watch List
 Finalist, Julius Erving Small Forward Award
 Lute Olson Award Watch List (CollegeInsider.com)
 CBSSports.com Top 100 Players - ranked 22nd
 SI.com 20 Best Wing Players
 All-A-10 First Team - *Lindy's, Athlon*
 CityofBasketballLove.com Preseason Player of the Year

Isaiah Miles

Atlantic 10 Player of the Week (12/28)
 Big 5 Player of the Week (12/28, 2/1, 2/15)

HAWK LEADERS

(number of games led in each category; includes shared highs)

	Points	Rebounds	Assists	Steals	Blocks
DeAndre' Bembry	11	11	17	14	10
Isaiah Miles	13	13	2	2	14
Aaron Brown	2	0	0	2	0
James Demery	1	0	0	2	3
Pierfrancesco Oliva	0	2	4	5	8
Shavar Newkirk	1	0	4	5	3
Lamarr Kimble	0	0	5	4	1
Javon Baumann	0	0	0	0	3
Markell Lodge	0	0	0	0	1
Papa Ndao	0	0	0	5	7

HAWK DOUBLES

Double-Figure Points

	'15-16	Streak	Career
DeAndre' Bembry	26	29*	79
Isaiah Miles	26	28*	46
James Demery	14	3	22
Aaron Brown	11	2	26
Shavar Newkirk	10	--	10
Lamarr Kimble	6	1	6
Pierfrancesco Oliva	2	--	2
Papa Ndao	2	--	3
Javon Baumann	--	--	1

Double-Figure Rebounds

	'15-16	Streak	Career
Isaiah Miles	8	1	10
DeAndre' Bembry	8	2	15

Double-Doubles (pts-rebs)

	'15-16	Streak	Career
Isaiah Miles	8	1	9
DeAndre' Bembry	8	1	14

20-plus Point Games

	'15-16	Streak	Career
Isaiah Miles	7	--	10
DeAndre' Bembry	6	--	22
Aaron Brown	1	--	3

30-plus Point Games

	'15-16	Streak	Career
Isaiah Miles	2	--	2
DeAndre' Bembry	--	--	1

* dating back to last season

poll marked the first time SJU received votes since the 2013-14 season. In that year, SJU garnered votes in the polls of Feb. 3, March 3 and March 17.

KEEPING IT FRESH: Freshman point guard **Lamarr "Fresh" Kimble** had a big game against Dayton, tying his career-high with 13 points on 4-for-5 shooting, and 2-of-3 from three-point range, to go along with five assists. Kimble scored four straight points in the first half as the Hawks took the lead for good, and hit a three-pointer after Dayton had cut SJU's lead to six points with 5:20 to play. Kimble and fellow point guard **Shavar Newkirk** combined for 21 points, seven assists and just one turnover in the victory.

STAYING IN THE GAME: As they did two years ago, the Hawks have limited their fouls and currently lead the nation in fewest fouls per game (15.2), while ranking eighth in fewest fouls (397). SJU has only had six disqualifications all season.

DEE-FENSE: The Hawks' defense has been a big part of their success. SJU is leading the Atlantic 10 in field goal percentage defense (39.5) and in three-point field goal percentage defense (29.7), while ranking 25th and ninth nationally, in those respective categories. At Rhode Island, SJU held the Rams to 18.8 percent (6-of-32) from the field in the first half, which was a season-best effort. Since the Hawks lead the country in fewest fouls, their opponents are not getting to the foul line, and have only scored 257 points on free throws.

DEAN OF COACHES: **Phil Martelli** is the dean of A-10 coaches in his 21st season as the head coach of the Hawks with a 397-269 career record. He owns a 196-139 record in Atlantic 10 play for the most conference wins of any active coach, and the second most all-time.

POINTS OF EMPHASIS: In the wins over GW and Fordham, the Hawks' point-guard platoon of **Shavar Newkirk** and **Lamarr Kimble** has combined for 48 points and 11 assists. The duo keyed SJU's win at Fordham, totalling 30 points and each recording new career-highs. In Newkirk's return to New York he scored a career-high 17 points on 6-for-9 shooting (3 3-pt FG). Kimble also recorded a new personal best with 13 points on 4-for-7 shooting, while also hitting three three-point field goals. At GW, the pair had 18 points, seven assists and no turnovers. Newkirk is SJU's fourth leading scorer in A-10 games with 8.8 ppg.

OFF THE BENCH: **James Demery** is a candidate for the Sixth Man of the Year award in the Atlantic 10. He's scored double figures in 14 games this season while playing over 22 minutes per game. He recently matched his career-high with 17 points in the home win over La Salle. Demery is the team's third leading scorer in A-10 play with 9.9 ppg and is shooting 55.6 percent from the field in conference games, a number which ranks among the top 10 in the league.

DOING IT ALL: Not many players in the nation have the all-around numbers like **DeAndre' Bembry**, and that's why he's one of the best players in the A-10 and is an NBA prospect. He ranks among the A-10's leaders in almost every category. Here's his ranking in each:

- Scoring - 13th (16.7)
- Rebounding - 7th (8.2)
- Assists - 6th (4.5)
- Steals - 10th (1.4)
- Assist/Turnover Ratio - 7th (2.1)
- Defensive Rebounds - 2nd (6.6)
- Minutes - 2nd (37.2)

ZEKE'S WEEK: **Isaiah Miles** was named the Big 5 Player of the Week for the third time this season on Feb. 15 as he averaged 20.0 points and 8.5 rebounds in wins over George Washington and La Salle while shooting 58.3 percent (14-24) from the field, 50 percent from three-point range (6-12) and 85.7 percent (6-7) from the foul line. His previous Big 5 honors came on Dec. 28 and Feb. 1. He also earned the Atlantic 10 Player of the Week on Dec. 28, marking the first conference honor of his career.

THREE'S COMPANY: The Hawks hit 11 three-pointers, with eight in the first half, in the win at Fordham (Feb. 6). That is tied as the second best total of the year, with the season-high being 15 against Illinois State.

DIGGING A HOLE: At one point, SJU trailed St. Bonaventure by 18 points, which matched the largest deficit of the year for the Hawks. Here's the list of SJU's largest deficits and the results:

- 18 vs. Villanova - 86-72 Loss
- 18 vs. St. Bonaventure - 83-73 Loss
- 11 at La Salle - 69-48 Win

EYE ON ISAIAH: Senior **Isaiah Miles** is undoubtedly one of the most improved players in the A-10 and possibly the nation. He is in the midst of a career-best season and has been a key to the Hawks' success. Miles surpassed his career-high in points (36) this year and has increased his personal best in rebounds (16). Miles owns eight double-doubles on the season and has scored double figures in all 26 games, while hitting 30-plus points twice. Here's a comparison of his numbers from last year to this year:

	2014-15	2015-16
Scoring	10.7	17.3
Rebounding	5.1	8.4
Blocks	0.4	1.2
FG Pct.	.389	.522
3FG Pct.	.353	.379
FT Pct.	.746	.888

FACE THE NATION: Saint Joseph's owns the seventh best winning percentage (.846) in the nation and leads the nation in fewest fouls per game (15.3). **Isaiah Miles** is 12th in free throw percentage (.888) and **DeAndre' Bembry** is 12th in minutes (37.2). The Hawks also rank in the top 25 of the NCAA statistics in the following categories:

- 3pt FG% Defense - 9th (.297)
- Fewest Fouls/Game - 1st (15.3)
- Turnovers/Game - 15th (10.2)
- Fewest Turnovers - 15th (264)

ON FIRE: Saint Joseph's had its best shooting half of the year at George Washington, hitting 63.4 percent in the second half. At one point, the Hawks were converting 70 percent and for a nine-minute stretch, scored on 12 straight possessions.

BENCHMARKS: The Hawks got solid efforts from a few players off the bench at La Salle (Jan. 23). **Lamar Kimble** recorded a new career-high with 13 points as he shot 4-for-7 from the field. **Papa Ndao** hit a pair of three-pointers in the first half as the Hawks fought back from a quick 7-0 deficit to take the lead and he finished with nine points and a season-best four assists. At George Washington, Saint Joseph's bench outscored the Colonials, 25-7.

DYNAMIC DUO: The duo of **DeAndre' Bembry** and **Isaiah Miles** has been an offensive force for the Hawks. The pair has combined to score 45 percent of Saint Joseph's total points (884) this year. Bembry and Miles have also accounted for 41 percent of the team's rebounds (430) and 39 percent of SJU's three-point field goals (69). Miles and Bembry rank 10th

STATS BY HALF

Points	High: 52 at Columbia (1st) Low: 27 at Temple (2nd)
Rebounds	High: 28 vs. Buffalo (1st) Low: 12 at George Washington (2nd)
Assists	High: 13 vs. Illinois State (1st) Low: 3 at Temple (1st); vs. Old Dominion (2nd)
FG%	High: 64.3% at George Washington (2nd) Low: 33.3% at Temple (1st); at Columbia (1st)
3-pt FG%	High: 66.7% vs. VCU (2nd); at Richmond (2nd) Low: 0% at Rhode Island (1st); vs. Princeton (2nd); vs. Florida (1st)
FT%	High: 100.0% at George Washington (2nd); at Fordham (1st); vs. Illinois State (1st); at Columbia (1st) Low: 40.0% at La Salle (1st)

INDIVIDUAL HIGHS BY HALF

Points	25, Isaiah Miles vs. Virginia Tech (2nd)
Rebounds	11, Isaiah Miles at Richmond (1st)
Assists	5, DeAndre' Bembry at Fordham (1st); at La Salle (2nd); vs. VCU (1st); vs. Illinois State (1st); Shavar Newkirk vs. Villanova (1st)
Blocks	3, DeAndre' Bembry at Columbia (1st); Pierfrancesco Oliva vs. Old Dominion (1st)
Steals	4, DeAndre' Bembry vs. Drexel (2nd)
FG Made	8, Isaiah Miles vs. VCU (2nd), Virginia Tech (2nd)
3-pt FG Made	4, Isaiah Miles vs. VCU (2nd)
FT Made	7, Isaiah Miles vs. Buffalo (1st), DeAndre' Bembry vs. Drexel (1st)

What They're Saying About DeAndre' Bembry

(Jan. 26, 2016) "He's playing even better now... He's got to be right up there as one of the best players in the conference. I think you just have to try to make the game hard on him. Make him beat you from the outside... He plays kind of like LeBron James does for the Cavs. He's a do-it-all guy who does everything. I've said it for three years now that I think he's one of the best prospects in our league because of how big and multi-skilled he is. He does it on defense and he rebounds. He's a great player. He's the reason why they've made a jump from their run a couple years ago to where they are now pretty quickly."

- Derek Kellogg, Massachusetts

(Preseason) "It seems like he's been there for eight years (laughs). But that's what happens when freshmen play 35 minutes a game. He's a tremendous talent. He can shoot the ball and he's athletic. He has a great feel for the game. I wish he was on our team. If he's not the best, he's one of the top three players in this league and he's just a handful. When he's shooting the ball from the perimeter, hitting that three, he's really unguardable. I like his mannerisms. Just watching tape and how he interacts with his teammates. He seems like he's a team guy that's not selfish that is all about winning."

- Mark Schmidt, St. Bonaventure (preseason)

(Preseason) "Tremendous all-around player. That's why the NBA folks love him the way they do right now is that he does everything right now as a guard - all ends of the court, on the backboard, all-around player."

- Dan Hurley, Rhode Island

(Preseason) "You respect all of your opponents but occasionally there's a guy that worries you more. You're worried about his ability to take a game over and Bembry's that kind of player. The reason he wins and he's good is he can do so much more than score. He can guard the best player on your team, he can get double-digit rebounds, he can find the open man, he can handle pressure, and he can make something out of nothing. I think he's a great NBA prospect and I think he's a really, really special player."

- Dr. John Giannini, La Salle

and 12th, respectively, among the A-10's scoring leaders and fifth and seventh in rebounding.

MOVING ON UP: **DeAndre' Bemby** now has 1,398 career points to rank 22nd on the Hawks' all-time scoring list. Paul Senesky is 21st (1,471).

EVERYBODY INTO THE ACT: The win at GW was the fourth time this year that every Hawk who played got into the scoring column. All nine players scored in the 84-66 win over the Colonials. The other occasions were wins over Maryland Eastern Shore and George Mason and the loss to St. Bonaventure.

UNLUCKY SEVEN: The Hawks can't seem to get that eighth straight win this year. Their seven-game winning streak came to an end with the 83-73 loss to St. Bonaventure on Feb. 3. SJU also put together another seven-game winning streak earlier this season but it ended with a loss to VCU on Jan. 5.

TOUGH ENOUGH: In the win at Rhode Island, **Phil Martelli** said that the Hawks passed the "toughness test", but not necessarily the "basketball test". The Hawks shot 38.5 percent from the field and were just 1-of-15 from three-point range, but SJU's defense had a season-best effort of holding URI to 18.8 percent shooting in the first half. The Hawks trailed for the first five minutes of the game, and aside from one tie, led the entire way, and by as much as 20 points.

STREAK ENDER: The Hawks' seven-game winning streak came to an end on Feb. 3 with the 83-73 loss to St. Bonaventure. SJU saw the Bonnies hit 13-of-34 three-pointers and only commit two turnovers. Although the Hawks led the A-10 in three-point field goal percentage (29.6), St. Bonaventure's 38.2 percentage beyond the arc was the third-best effort by an opponent this season, while the 13 three-point field goals were the most made against the Hawks.

HIGH PRAISE: Massachusetts head coach Derek Kellogg had high praise for **DeAndre' Bemby** prior to the Jan. 27 meeting. Kellogg said, "He's playing even better now... He's got to be right up there as one of the best players in the conference... He plays kind of like LeBron James does for the Cavs. He's a do-it-all guy who does everything. I've said it for three years now that I think he's one of the best pro prospects in our league because of how big and multi-skilled he is. He does it on defense and he rebounds. He's a great player. He's the reason why they've made a jump from their run a couple years ago to where they are now pretty quickly."

COMEBACK KIDS: The Hawks fell behind by 11 points in the first half at La Salle, but staged their biggest comeback of the season. Down 19-8 with 8:20 to play, SJU went on a 20-3 run to take a 28-22 lead by half-time. During that stretch, **DeAndre' Bemby** scored seven points while **Lamarr Kimble** and **Papa Ndao** had five apiece. The Hawks' biggest comeback this season prior to that was coming from nine points down to score a 77-73 win at Richmond.

- 18 vs. Villanova - L 86-72
- 18 vs. St. Bonaventure - L 83-73
- 11 at La Salle - W 69-48

POINT TAKEN: **Shavar Newkirk** and **Lamarr Kimble** have been splitting time as the Hawks' point guards and **Phil Martelli** is happy with the play of the duo. "The competition is so healthy between the two of them. In this situation the point guards get the key to the house. Fresh (Kimble) is making a lot of progress and the two of them root for each other, which is nice to see. They're not competing any longer. It's now about

'us', it's not about 'them'". In the win over Penn, the duo combined for 19 points (11 by Newkirk) and 11 assists (6 by Kimble) while combining to shoot 6-for-11 from the field. Newkirk is averaging 23.5 minutes per game and averages just 1.4 turnovers per game, while Kimble is playing 17.0 minutes and averaging only 1.0 turnovers.

BACK ON TRACK: After three games in which he scored less than 20 points, **Isaiah Miles** bounced back with a game-high 27 points against Massachusetts. The senior also grabbed 12 rebounds for his seventh double-double of the season. Miles scored eight of the Hawks' nine points in the final 1:30 to help seal the win for SJU. He shot 8-for-14 from the field and made 9-of-11 free throws, with 6-of-7 down the stretch. Miles went over 20 points again at GW, scoring 21 on 8-for-12 shooting, while grabbing nine rebounds.

HOLDING ON: The Hawks are a perfect 17-0 when owning a lead at half-time. They've only trailed at the half in eight games and have won four of those. The most recent was the win over Massachusetts when they trailed, 30-29, at halftime.

MONEY IN THE BANK: **Isaiah Miles** is hitting 88.8 percent from the foul line and in the wins over UMass and Rhode Island, made a combined 18-of-21 from the line. The school record for a single-season percentage is 89.2 set by Delonte West in 2003-04.

GETTING TO THE LINE: The Hawks took 40 free throws in the UMass win, making 29 of them. But Saint Joseph's also kept UMass off the foul line, committing just 13 fouls as the Minutemen only shot 17 free throws. SJU is one of the best in the nation in limiting its fouls, currently ranking second with 15.2 per game, while having only six disqualifications this season. SJU has made 161 more free throws than their opponents this season. The Hawks who are hitting over 70 percent from the line are: **Isaiah Miles**, **Aaron Brown**, **Shavar Newkirk** and **Lamarr Kimble**.

THE THROWBACK'S THROWBACK: More than 30 former SJU players witnessed the win over Fordham on Jan. 16 and they got to see **DeAndre' Bemby** at his best. The junior posted 26 points and 12 rebounds for his fifth double-double. **Phil Martelli** felt that Bemby would've fit in with all of those former Hawks, saying, "DeAndre' plays like an old guy. He could play with any one of those guys. He's a throwback's throwback. He's gifted. They could've called him out for playing in the 60s, the 70s, the 80s, because he has an old-school game."

RETURN TO ACTION: **Pierfrancesco Oliva** returned to action vs. Penn after missing two games (George Mason, Fordham) with an ankle injury suffered in practice on Jan. 12. Oliva had five rebounds and two steals in his return. The freshman's parents were visiting from Italy, and the Penn game was the first time they had seen him play for the Hawks. Oliva was back in the starting lineup at Rhode Island, for the first time in six games.

SENIOR MOMENT: **Papa Ndao** made his first start of the season, and first since 2013-14, when he replaced the injured **Pierfrancesco Oliva** in the lineup at George Mason. Ndao seems to have a liking for the EagleBank Arena (formerly Patriot Center), as he scored 13 points to match the career-high he previously established in that arena in January 2014. Ndao made 4-of-10 from the field, including back-to-back threes in the last four minutes, that helped SJU solidify the win. Ndao made five starts before Oliva returned to the starting lineup at Rhode Island.

COASTING TO THE WIN: The Hawks' win over Fordham (Jan. 16) was one of the easier they've had this year, as they held a 12-point lead at half-time and by six minutes into the second half, had expanded it to 20

points. SJU also owned its biggest lead of the season, with a 36-point margin late in the game, while all 16 players in uniform saw action for the first time this year. In the first half, Saint Joseph's shot 45.2 percent from the field and committed only three turnovers.

CAN'T MISS: **Isaiah Miles** has been "in the zone" many times this year and the George Mason game was another example. The senior made his first six shots from the field, with his only miss coming right before the halftime buzzer. Miles finished the game with 26 points on 8-for-11 shooting, while he went a perfect 8-for-8 from the foul line and grabbed 10 rebounds for his sixth double-double. He also had one of those games at George Washington as he connected on 8-for-12 from the field, and 3-of-6 three-pointers, to lead the Hawks with 21 points.

COMING CLOSE: **DeAndre' Bembry** has come close to notching a triple-double on numerous occasions this year. In the win at Fordham, Bembry had 16 points, 10 rebounds and seven assists. The last time a Saint Joseph's player achieved the feat was Dwayne Jones vs. St. Bonaventure on Feb. 19, 2005 when he had 11 points, 11 rebounds and 10 blocks.

REWARD FOR HARD WORK: **Phil Martelli** announced that junior **Brendan Casper** was awarded a scholarship for the upcoming semester. Casper joined the team as a walk-on his freshman year and has seen action in 39 career games. "On a team that works extra hard, no one on a daily basis outworks Brendan. He's a great teammate and a great student and this announcement to the team was met with great joy," said Martelli. Casper had a season-high four points vs. Fordham in his first action as a scholarship player.

30 for 30: Leading scorer **Isaiah Miles** hit for 30-plus points for the second time this season when he scored 31 against VCU. The senior shot 11-for-14 from the field and 4-for-6 from the foul line. On Dec. 22 vs. Virginia Tech, Miles established a new personal best with 36 points. Prior to this year, Miles' career-high was 24 points.

BOOK ON BEMBRY: **DeAndre' Bembry** continues to reaffirm his status as one of the best players in the A-10 and the nation. He's averaging 16.7 points, 8.2 rebounds, 4.5 assists and 1.4 steals. Here's a rundown of his performances:

- Drexel (W): 23 pts, 11 free throws made
- Old Dominion (W): 15 pts, 10 rebs
- Columbia (W): 12 pts, 9 rebs, 8 asts
- Princeton (W): season-high 27 pts, 10 rebs, 4 steals
- Temple (W): 17 pts, 13 rebs, 3 asts
- Illinois State (W): 16 pts, 9 rebs, 7 asts, 4-of-6 3FG
- Virginia Tech (W): 22 pts, 7 rebs
- Maryland Eastern Shore (W): 15 pts, 9 rebs
- Richmond (W): Scored team's last 5 pts to secure win; 16 pts, 6 asts
- VCU (L): 16 pts, 7 rebs, 8 asts
- Rhode Island (W): 22 pts, 7 rebs, 5 asts, 3 steals
- George Mason (W): 16 pts, 11 rebs, 8 asts
- Fordham (W): 26 pts, 12 rebs, 11-for-17 FG
- Penn (W): 27 pts, 8 rebs, 4 asts, 4 steals
- La Salle (W): 16 pts, 4 rebs, 6 asts, 4 steals
- Massachusetts (W): 13 pts, 9 rebs, 7-of-9 free throws
- Rhode Island (W): 15 pts, 10 rebs
- St. Bonaventure (L): 22 pts, 6 rebs, 7 asts
- Fordham (W): 16 pts, 10 rebs, 7 asts
- George Washington (W): 14 pts, 5 rebs, 3 asts
- La Salle (W): 13 pts, 8 rebs, 4 asts
- Dayton (W): 16 pts, 13 rebs, 3 asts

ON THE LINE: SJU has improved its free-throw shooting from last year, converting 72.1 percent as compared to 61.5 percent in 2014-15. The Hawks have shot 70 percent or better from the line in 18 of 26 games,

including a 23-for-28 performance at Rhode Island and an 11-for-12 effort at Fordham. Inconsistency has surfaced at inopportune times as SJU shot just 58.6 percent vs. VCU, with 10 misses in the second half, to aid the loss. Individually, the Hawks are led by **Isaiah Miles** (88.6), who ranks 11th in the nation. **Lamarr Kimble** is shooting 77.8 percent while **Shavar Newkirk** is hitting 73.9 percent and **Aaron Brown** is shooting 71.7 percent on the season. The three upperclassmen have shown great improvement - last year Miles shot 74.6 percent; Brown hit 69.8 percent and Newkirk was at 56.9 percent.

SEALING THE WIN: After poor second-half free-throw shooting doomed the Hawks against VCU (9-of-19), Saint Joseph's turned it around to seal the win over Rhode Island. Holding a 65-58 lead with 2:22 to play, the Hawks shot 7-for-8 from the line in the final 1:43 to secure the 72-67 victory. **Shavar Newkirk** was 4-for-4 during that stretch. SJU used another strong effort at George Mason, going 20-for-24 in the second half, and 9-for-10 in the final four minutes.

GIVE HIM TIME: Hawk fans shouldn't worry if **DeAndre' Bembry** goes scoreless in the first half of a game. It's happened three times this season but the junior still finished with double figures in each of those games (Richmond, Columbia, Niagara).

IRON MAN: **DeAndre' Bembry** ranks 12th in the nation in minutes played (37.2) and has played all 40 minutes of action in eight games. Last season, he led the nation in minutes played with 38.6 per game, while seeing 40 minutes or more of action in 14 games.

THIRD SCORER: **Aaron Brown** came through for the Hawks against Rhode Island (Jan. 10), scoring 19 points while the Rams were concentrating on leading scorers **DeAndre' Bembry** and **Isaiah Miles**. Brown made 4-of-4 three-point field goals in the game, with the most important being back-to-back shots in the final 4:30, both assisted by Bembry, to stretch the Hawks' lead to seven points.

CONFERENCE CALL: The Hawks have two double-figure scorers in conference play with **Isaiah Miles** scoring 17.5 and **DeAndre' Bembry** averaging 17.1. SJU is scoring 78.1 points per game and shooting 46.0 percent from the field in league contests.

DEMERY'S DOUBLES: Overshadowed by the Most Improved Player season being put together by **Isaiah Miles**, **James Demery** has shown his great improvement from last year. The sophomore has scored double figures in 13 games, which includes a 17-point effort against La Salle, when he shot 7-of-9 from the field. He's the team's third leading scorer (9.3) and is converting 52.4 percent from the field. Last season, Demery scored 6.7 points per game and shot just 36.6 percent from the field.

TO THE POINT: Sophomore point guard **Shavar Newkirk** earned a starting role this year and has responded with career-best numbers. Against 8th-ranked Villanova, Newkirk recorded a new career-high with 13 points and handed out a personal-best nine assists. More impressively, he went without a turnover in 31 minutes of action. Newkirk was the hero in the win over Old Dominion as he hit the game-winning jumper with one second left and tied his career-high with 13 points in the win over Illinois State. More recently, he bettered his career-high with 17 points on 6-for-9 shooting at Fordham, while going without a turnover in 28 minutes.

HAIR TODAY, GONE TOMORROW: **DeAndre' Bembry** showed up to the Rhode Island game on Jan. 10 without his trademark hairstyle - due to a barber's error. But Bembry's game was still the same as he led the

Hawks to the 72-67 victory. The junior scored a game-high 22 points, and team-highs of seven rebounds, five assists and three steals.

THE TIME IS NDAO: Papa Ndao has been an important player for the Hawks this year, whether coming off the bench or starting. He missed the first six games with a fractured finger, returning to action on Dec. 4 at Columbia. Ndao scored 11 points at Richmond grabbing a career-high eight rebounds, and followed that by matching his career-high with 13 points at George Mason. Ndao sat out the entire 2014-15 season with a medical condition and then suffered a fractured finger during the pre-season which caused him to miss the first six games. His return to the lineup on Dec. 4 was his first game action since March 20, 2014, when the Hawks faced Connecticut in the NCAA Tournament. Ndao has made five starts this year.

HIGH-SCORING HAWKS: SJU has scored 70-plus points in 20 of 26 games to average 76.1 per game. The high was 89 points against Buffalo while the single-half high is 52 points in the second half at Columbia. That's quite a change from last year when SJU struggled to score (61.7 ppg). The 2014-15 Hawks surpassed the 70-point mark only six times in 31 games and scored less than 60 points on 11 occasions.

BEMBRY AND THE BIG 5: DeAndre' Bembry was named the Big 5 Player of the Week for consecutive weeks - Jan. 18 and Jan. 25. On Jan. 25, he earned the award after averaging 16.5 points, 6.0 rebounds, 5.0 assists and 4.0 steals in wins over Penn and La Salle. He has now received the weekly honor four times this season and seven times in his career.

POMP AND CIRCUMSTANCE: Javon Baumann, a redshirt junior, completed his requirements for his bachelor's degree in three-and-a-half years. The native of Germany received his degree in food marketing. He will begin classes for his master's in business administration in January. Baumann is the second "graduate" on the team as Papa Ndao earned his degree in May 2015 and is now pursuing his master's degree in health administration.

JAMES' GAME: James Demery has certainly stepped up his play this season and Phil Martelli credited Demery's mentor and AAU coach Jeff McInnis (former UNC player) with the sophomore's strong play. Demery and McInnis spent some time together on the first weekend of the season and the sophomore has displayed more confidence and aggressiveness this year.

WHAT CAN BROWN DO FOR YOU: Senior Aaron Brown had a career game at Columbia, scoring 26 points on 11-for-16 shooting, while hitting 3-of-4 three-pointers. He then came close to his first career double-double when he had a personal best nine rebounds to go along with 11 points at Temple. Brown aided the Hawks' win over Rhode Island (Jan. 10) by scoring 19 points, going 4-for-4 from beyond the arc, and had 15 points vs. Penn. The senior, who is averaging 9.0 ppg, served primarily as the Hawks' "sixth man" last season and was the team's third leading scorer with 10.5 points per game.

TAKING CARE OF THE BALL: SJU has done a fairly good job of limiting its turnovers this year. The Hawks had just seven against Villanova, eight at Columbia, six vs. Buffalo and more recently, a season-low five at GW. Point guard Shavar Newkirk didn't commit a turnover in 31 minutes against Villanova while handing out a career-high nine assists, and he also went without a turnover in consecutive games at Fordham (Feb. 6) and GW (Feb. 10). SJU ranks 15th in the nation in fewest turnovers (264) and is 12th (10.2) in turnovers per game.

RACKING UP THE MILES: Senior Isaiah Miles leads the team in scoring (17.3), rebounding (8.4) and blocks (1.2). He set a career-high with 36 points vs. Virginia Tech, while matching his career-highs with 15 rebounds and four blocks in the same game, and has since bettered his number in rebounds by grabbing 16 at Richmond. Miles has credited his work with assistant coach David Duda and a weight loss of close to 20 pounds from last March for his impressive start. Phil Martelli called his effort against Buffalo a "monster game" and said, "It's a credit to him (Miles) because he looks like a different player with the weight loss. He's a senior in practice and he's a senior in the locker room...I'm just delighted for him. It's what you want for a senior. He's a really good person and comes from a wonderful family."

VIVA ITALIA: Freshman Pierfrancesco Oliva had a strong outing in his first collegiate game against Drexel - 12 points, four rebounds, four assists and three blocks. He followed that with 12 points, eight rebounds, and five assists in the Niagara win. More recently, Oliva had seven points, four rebounds and three assists in 14 minutes in his A-10 debut against Richmond. The freshman, who missed two games with an ankle injury, had a season-high eight rebounds at Fordham (Feb. 6) and is now averaging 4.2 boards on the season. Oliva had a season-high three steals vs. VCU and is among the Hawks' leaders in blocked shots (0.9). The freshman gave SJU a big boost in the GW game, hitting a season-best three three-point field goals, with two in the opening minutes.

JOIN THE CLUB: DeAndre' Bembry became the 52nd Hawk player to score over 1,000 points in his Saint Joseph's career. He entered the Buffalo game with 998 points and hit the plateau with a driving layup at the 10:13 mark of the first half. He became the 22nd Hawk to achieve the milestone as a junior. "He's going to be a Hall of Famer here and be a Big 5 Hall of Famer down the line, but it's not going to be because of his points. It's going to be because of his game. He's a basketball player," said coach Phil Martelli. "We've had other guys here get to that number (1,000) because they wanted to get to that number. With him, he wanted to get to 3-0."

FROM THE START: Pierfrancesco Oliva became the third freshman in three years to own a spot in the starting lineup on opening day. DeAndre' Bembry started all 34 games as a freshman for the Hawks in 2013-14 while James Demery was in the starting lineup last season.

FEAR THE 'FRO: All-Conference performer DeAndre' Bembry was on numerous preseason lists that recognized him as one of the top players in the nation. He was the leading scorer in the Atlantic 10 last season with his 17.7 average and led the Hawks in practically every statistical category, including rebounding (7.7), assists (3.6), steals (1.9) and an NCAA-leading 38.6 minutes per game. The 6-6 junior also topped the league in scoring in A-10 games with his 19.0 average. Bembry became the first SJU player ever to win the conference's scoring title.

BALANCED ATTACK: Saint Joseph's has had at least four players score double figures in 14 of 26 games thus far. The Hawks saw five players reach double figures vs. Villanova - Bembry, Miles, Demery, Newkirk and Brown - which was the first time that happened since the NCAA Tournament against Connecticut in March, 2014. There have been six games this season in which five players notched double digits.

BLOCK PARTY: Saint Joseph's is sixth in the A-10 in blocked shots with 3.6 per game. Isaiah Miles tops the team with 30 while DeAndre' Bembry has 20 and Pierfrancesco Oliva has 19.

LOTS OF FLAPPING: The famed Hawk mascot celebrates its 60th anniversary this season. Originated by Jim Brennan, the Hawk made its debut on Jan. 4, 1956 at the Saint Joseph's-La Salle game at the Palestra. Junior Timmy Parks is the 37th student to serve as the mascot this year.

IN FINE COMPANY: Phil Martelli is in an exclusive club of current coaches who have been at one school for 20 seasons. There are eight other Division I coaches in the group who have coached at least two decades: Jim Boeheim (Syracuse), Mike Krzyzewski (Duke), Tom Izzo (Michigan State), Greg Kampe (Oakland), Rick Byrd (Belmont), Bob McKillop (Davidson), Dave Loos (Austin Peay) and Fran O'Hanlon (Lafayette).

HONORING THE HAWKS: Saint Joseph's 2003-04 Elite Eight team will be one of five teams inducted into the Big 5 Hall of Fame on April 11. That team went 27-0 in the regular season, achieved the nation's number-one ranking and a top seed in the NCAA Tournament before finishing the year 30-2. Jameer Nelson was the consensus National Player of the Year while Phil Martelli earned National Coach of the Year honors.

FAMILY TIES: Sophomore Michael Booth is the grandson of former SJU basketball coach Harry Booth '62. The elder Booth owns the distinction of serving as team captain and head coach of both the baseball and basketball teams. He was the head basketball coach from 1974 to 1978. Junior Brendan Casper's father, Rob, was a member of the Bishop Kenrick High School team coached by Phil Martelli in the late 1970's.

ON THE SIDELINES: Senior Skylar Scrivano has yet to get on the court for the Hawks. The 6-10 forward came to SJU last year from Rider and sat out 2014-15 due to the transfer rule, but suffered an achilles injury in the summer which has caused him to be sidelined for the season.

GAINING NOTICE: DeAndre' Bembry has certainly gained the attention of the NBA with his play the past two years and his performance at the Nike Basketball Academy during the summer. At least 25 NBA teams attended SJU practices during the preseason while numerous scouts have been present at this year's games. He's also received a number of preseason accolades and is on the "watch lists" for the John R. Wooden Award, the Naismith Trophy, the Julius Erving Small Forward Award and the Lute Olson National Player of the Year Award.

HAWK CAPTAIN: Junior DeAndre' Bembry was voted team captain by his teammates. Bembry is serving as captain for the second year in a row. Last season, he was the first sophomore to be chosen a captain in Phil Martelli's 20 seasons as head coach of the Hawks, and only the second in school history. The previous sophomore captain was Joe Oakes, who captained the famed "Mighty Mites" team in 1936-37.

SIGN HIM UP: It was announced on October 29, 2015 that head coach Phil Martelli and Saint Joseph's had agreed to a multi-year contract extension. Martelli has guided the Hawks to 12 postseason appearances and two Atlantic 10 titles.

PRESEASON PICK: Saint Joseph's was picked to finish seventh in the Atlantic 10 Preseason Poll, as voted on by media and the league's coaches. Last season the Hawks went 7-11 and finished 10th in the A-10.

HOME SWEET HOME: This marks the seventh season of Michael J. Hagan '85 Arena. The arena was dedicated in October 2009 after a two-year expansion and renovation of Alumni Memorial Fieldhouse, which was the home of the Hawks since 1949. Saint Joseph's owns a 65-31 record in the six seasons of Hagan Arena, but a 384-113 overall record in 65

years of Hagan Arena/Alumni Memorial Fieldhouse. SJU went 10-4 on its home court during the 2014-15 season and is 11-3 this year.

NBA HAWKS: Langston Galloway, a member of SJU's 2014 A-10 Championship team, is currently starring for the New York Knicks. Galloway, who was undrafted, worked his way through the NBA D League and earned a spot on the Knicks in January 2015. His play gained him recognition on the 2014-15 All-Rookie Second Team. Jameer Nelson, the 2004 Consensus National Player of the Year, is in his 12th season in the NBA playing for the Denver Nuggets.

CRADLE OF COACHES: The Saint Joseph's coaching connection is an impressive one. A total of seven Saint Joseph's graduates have gone on to become head coaches in the NBA, and SJU is tied with Illinois for second on the list of universities with alums that have served as NBA head coaches. Indiana tops the list with 11 graduates that have coached in the league. Jim O'Brien was the most recent NBA head coach, and his last year with the Indiana Pacers was in 2010-11. Below is the list of former Hawks who have held positions as NBA head coaches:

<u>Player (Class)</u>	<u>NBA Teams</u>	<u>W-L (yrs.)</u>
Jack Ramsay ('49)	Phila., Buf., Port., Ind.	864-783 (21)
Jim Lynam ('63)	L.A. Clippers, Phila., Wash.	328-392 (10)
Matt Guokas ('67)	Phila., Orlando	230-305 (7)
Paul Westhead ('61)	L.A. Lakers, Chicago, Denver	183-224 (6)
Jack McKinney ('57)	L.A. Lakers, Indiana	135-205 (5)
George Senesky ('43)	Philadelphia	119-97 (3)
Jim O'Brien ('74)	Indiana, Phila., Boston	303-327 (8)

HAWKS IN WAITING: Phil Martelli announced that Charles Brown and Gerald Blount had signed National Letters of Intent during the early signing period and will join the program in the Fall of 2016. Blount is a 6-foot-7 forward from the Pomfret School in Connecticut, who averaged 11.3 points, 9.2 rebounds, 3.5 assists and 2.5 blocks per game last season. He earned All-New England Class B Honorable Mention recognition in 2015 in his first season there and also played football for Pomfret. Brown, a 6-6 wing from Philadelphia, is currently attending St. Thomas More in Connecticut. He previously played at George Washington High School in Philadelphia and in 2014-15, was named the MVP of the Public League's B Division as he scored a division-leading 18.4 points per game.

KEEPING IT IN THE FAMILY: Phil Martelli's staff consists of three former Hawk players. Assistant coach Mark Bass, now in his 17th year, was a junior on Martelli's first team in 1995-96, and as a senior, helped the Hawks reach the NIT Final in 1997. Assistant coach Geoff Arnold played for the Hawks from 1982 to 1986, and was a member of the 1986 Atlantic 10 championship team. Arnold was a member of Martelli's coaching staff for one season in 1995-96, and then returned to Hawk Hill at the start of the 2008-09 season. Director of basketball operations Rob Sullivan was a member of the 2004 Elite Eight team.

LOOKING AHEAD: Saint Joseph's plays its second straight road game when it visits Massachusetts on Feb. 24 for the second meeting between the teams. The Hawks will have two more home games this year - vs. Saint Louis on Feb. 28 and against Duquesne on March 5.

HAWKS IN THE A-10 STATS

(thru games of Feb. 17)

	Category	All	A-10
DeAndre' Bembry	Scoring	13th	13th
	Rebounding	7th	7th
	Assists	6th	2nd
	Steals	10th	15th-T
	Ast/TO Ratio	7th	7th
	Def. Reb.	2nd	5th
	Minutes	2nd	4th-T
Isaiah Miles	Scoring	10th	8th-T
	Rebounding	5th	5th
	FG Pct.	7th	8th
	FT Pct.	1st	8th
	3FG Pct.	12th	12th
	Blocks	10th	--
	Off. Reb.	5th	13th-T
	Def. Reb.	5th	4th
Aaron Brown	3FG Pct.	--	9th
James Demery	FG Pct.	8th	9th
TEAM	Category	All	A-10
	Scoring Off	6th	5th
	Scoring Def	4th	3rd
	Scoring Marg	3rd	3rd
	FT Pct.	4th	6th
	FG Pct.	7th	4th
	FG Pct. Def	1st	3rd
	3-Pt. Pct.	12th	6th
	3-Pt. Pct. Def	1st	1st
	Reb. Offense	3rd	4th
	Reb. Defense	8th	4th
	Reb. Margin	4th	3rd-T
	Blocks	6th	11th-T
	Assists	6th	4th
	Steals	11th	10th
	TO Marg	7th	2nd
	Ast/TO Ratio	3rd	3rd
	Off. Rebs	6th	8th
	Def. Rebs	2nd	3rd
	Def. Reb. Pct.	3rd	1st
	Off. Reb. Pct.	8th	7th
	3-Pt. FG	9th	8th-T

FREE THROW SHOOTING**Final 5:00 of game (regulation only)**

Player	FTM	FTA	Pct.
Lamarr Kimble	5	5	1.000
Mike Booth	2	2	1.000
Jai Williams	2	2	1.000
Aaron Brown	7	8	.875
Papa Ndao	5	6	.833
Isaiah Miles	25	30	.833
Pierfrancesco Oliva	6	8	.750
Chris Clover	3	4	.750
Shavar Newkirk	26	35	.743
James Demery	13	18	.722
DeAndre Bembry	11	22	.500
Brendan Casper	1	2	.500
Javon Baumann	0	1	.000
Totals	111	149	.745

Final 1:00 of game (regulation only)

Player	FTM	FTA	Pct.
Mike Booth	2	2	1.000
Isaiah Miles	12	13	.923
Aaron Brown	5	6	.833
James Demery	7	9	.778
Shavar Newkirk	7	9	.778
Lamarr Kimble	3	4	.750
Pierfrancesco Oliva	1	2	.500
DeAndre' Bembry	3	6	.500
Chris Clover	1	2	.500
Totals	41	54	.759

DUNKS

Player	Dunks
DeAndre' Bembry	20
James Demery	12
Isaiah Miles	8
Aaron Brown	5
Markell Lodge	2
Pierfrancesco Oliva	2

Assists on Dunks

Player	Passes	Lob Passes
Lamarr Kimble	8	1
DeAndre' Bembry	6	1
Shavar Newkirk	5	1
Pierfrancesco Oliva	3	0
Papa Ndao	1	0
Isaiah Miles	1	1
James Demery	1	0

THE LAST TIME . . .

SAINT JOSEPH'S . . .

Won in overtime	66-65 at Temple, 12/13/15
Lost in overtime	70-60 vs. St. Bonaventure, 2/21/15
Won in double overtime	83-81 over Lafayette, 12/29/00
Lost in double overtime	98-93 at St. Bonaventure, 2/29/12
Won in triple overtime	92-86 over Rhode Island, 1/10/09
Played a Top 10 opponent	86-72 loss to #8 Villanova, 12/1/15
Played a ranked opponent	86-72 loss to #8 Villanova, 12/1/15
Defeated a Top 10 opponent	71-66 win over #8 Xavier, 3/6/08
Defeated a Top 25 opponent	79-70 win over #15/13 Dayton, 2/17/16
Was ranked in the Top 25	#5 by AP and ESPN/USA Today, 4/7/04
Won by 50 points or more	114-63 (51 pts) over St. Bonaventure, 1/24/04
Won by 40-49 points	82-42 (40 pts) over Penn, 1/19/08
Won by 30-39 points	81-44 (37 pts) over Rhode Island, 3/6/13
Won by 20-29 points	88-62 (25 pts) over La Salle, 2/13/16
Scored 100 points or more	114-63 win over St. Bonaventure, 1/24/04
Scored less than 50 points	60-49 loss to St. Bonaventure, 3/12/15
Shot 60 percent or better	64.6% vs. Duquesne, 1/15/14
Shot 50-59 percent	51.7% vs. La Salle, 2/13/16
Shot under 30 percent	25.5% vs. St. Bonaventure, 3/12/15
Made 10 or more 3-point field goals	11 at Fordham, 2/6/16
Did not make any 3-point field goals	0 vs. Massachusetts, 2/26/09
Totaled 50 or more rebounds	50 at St. Bonaventure, 1/14/09
Had less than 25 rebounds	19 at La Salle, 2/16/13
Totaled 20 or more assists	21 vs. Illinois State, 12/19/15
Had 20 or more turnovers	20 at #20 VCU, 1/10/15
Had 15 or more steals	15 vs. Lehigh, 12/20/09
Had 10 or more blocks	10 at Duquesne, 1/12/13
Had 4 players in double figures	vs. La Salle, 2/13/16
Had 5 players in double figures	vs. #15/13 Dayton, 2/17/16

A SAINT JOSEPH'S PLAYER . . .

Scored 40 or more points	47, Tony Costner vs. Alaska-Anchorage, 12/30/83 **
Scored 30 or more points	31, Isaiah Miles vs. VCU, 1/5/16
Scored 25-29 points:	27, Isaiah Miles vs. Massachusetts, 1/27/16
Scored 20-24 points:	21, Isaiah Miles at George Washington, 2/10/13
Made 8 or more 3-point field goals:	10, Langston Galloway vs. Fordham, 2/22/14 **
Made 10 or more free throws:	11, Isaiah Miles vs. Virginia Tech, 12/22/15
Shot 100 percent from the field (min. 5 made) 6-for-6, Ronald Roberts, Jr. vs. VCU, 3/16/14	
Attempted 15 or more free throws:	15, DeAndre' Bembry vs. Drexel, 11/13/15
Attempted 20 or more field goals:	21, DeAndre' Bembry vs. Rhode Island, 1/10/16
Had 10-19 rebounds:	13, DeAndre' Bembry and 12, Isaiah Miles vs. #15/13 Dayton, 2/17/16
Had 20 or more rebounds:	20, Ahmad Nivins vs. Rhode Island, 1/10/09
Had 10 or more blocks:	10, Dwayne Jones vs. St. Bonaventure, 3/19/05
Had 5-9 blocks:	5, Javon Baumann at La Salle, 1/27/15
Had 5 or more steals:	5, DeAndre' Bembry at La Salle, 1/27/15
Had 10 or more assists:	12, Halil Kanacevic at Penn, 1/18/14
Had a double-double:	DeAndre' Bembry (16 pts, 13 rebs) and Isaiah Miles (12 pts, 12 rebs) vs. #15/13 Dayton, 2/17/16
Had a triple-double:	Dwayne Jones (11 pts, 11 rebs, 10 blk) vs. St. Bonaventure, 2/19/05
Played 40 minutes (in regulation):	DeAndre' Bembry vs. #15/13 Dayton, 2/17/16

AN OPPONENT . . .

Scored less than 50 points	42 by Loyola Maryland, 12/9/14
Scored less than 40 points	35 by Yale, 11/12/12
Shot under 30 percent	28.3% by Loyola Maryland, 12/9/14
Shot 60 percent or better	60.9% by Western Kentucky, 11/12/10
Scored 100 points or more	104 by Iona, 11/23/11

HAWKS BY THE NUMBERS

SJU's Record in Games....

Decided by 5 points or less	6-1
Decided by 6-10 points	4-1
Decided by 11 points or more	12-2
Played during the day	8-1
Played at night	14-3
Televised	13-3
Home	11-3
Away	9-0
Neutral	2-1
In Overtime	1-0
In November	4-1
In December	6-1
In January	8-1
In February	4-1
In white uniforms	11-3
In crimson uniforms	11-1
When winning the opening tip-off	7-2

SJU's Record When Scoring....

Less than 60 points	1-0
60-69 points	5-1
70-79 points	9-2
80-89 points	7-1
90-99 points	0-0

SJU's Record When Allowing....

Less than 60 points	2-0
60-69 points	14-0
70-79 points	4-1
80-89 points	2-3
90-100 points	0-0

SJU's Record When....

Leading at the half	17-0
Trailing at the half	4-4
Tied at the half	1-0

SJU's Record When Shooting...

50% or better	3-0
40-49%	15-4
Less than 30%	0-0
Better than opponent	16-2
Worse than opponent	6-2

SJU's Record When...

Outrebounding opponent	16-2
Outrebounded by opponent	6-2
Equal rebounds as opponent	0-0
Committing fewer TOs than opponent	14-1
Committing more TOs than opponent	5-3
Equal TOs as opponent	5-0
Committing 14 or fewer TOs	21-4
Committing 15 or more TOs	1-0
Bembry scores double figures	22-4
Miles scores double figures	22-4
Brown scores double figures	10-1
Four players score double figures	8-0
Five players score double figures	5-1

MISCELLANEOUS STATS

Largest winning margin: 26 vs. La Salle
Largest lead in a game: 36 vs. Fordham
Largest margin of defeat: 14 vs. Villanova
Largest deficit in a game: 18 vs. St. Bonaventure, vs. Villanova
Largest deficit overcome to win: 11 at La Salle
Largest winning margin lost: 13 vs. VCU

THE HAWK

One of the most famous mascots in college sports, the Saint Joseph's Hawk celebrates its 60th anniversary in 2015-16.

The Hawk is best known for staying in constant motion by flapping its wings throughout every basketball game and representing the Saint Joseph's motto, "The Hawk Will Never Die".

The idea for the Hawk as a mascot was originated by Jim Brennan during the 1954-55 season. Brennan, an ex-Marine and SJU cheerleader, at first wanted to secure an actual hawk, but later switched to the costume idea. The student government raised the 120 dollars needed to buy the initial costume, which Brennan donned for three years. He made his debut as the Hawk on January 4, 1956, a 69-56 win over La Salle at the Palestra. The Hawk has not missed a men's basketball game since that first season.

In addition to the constant flapping, the Hawk is also recognized by its "flying" in figure eights around the court during timeouts. The constant motion, coupled with the scrappy play of the University's athletic teams, helped to spawn the school's familiar slogan "The Hawk Will Never Die!" A few years ago, ESPN used a "flap-o-meter" on the national telecast of a Saint Joseph's game to estimate that the Hawk flaps its wings 3,500 times during a regulation game.

The Hawk is unique because it is one of the few mascots in the nation that travels to every game, and the student who holds the position gains a tuition scholarship. The student, who is selected through an interview process during the previous spring semester, also serves as a team manager for the men's basketball team and travels with the squad.

Timmy Parks becomes the 37th student to wear the wings in 2015-16. He is a junior accounting major from Wilmington, Del.



ON THE AIR

TV: Saint Joseph's will again have a strong presence on television in 2015-16, with a total of 18 games scheduled for television coverage, with 10 national television appearances. (Complete schedule on page 2)

RADIO: Saint Joseph's will broadcast a total of 27 regular-season games on commercial radio this year, with 19 games on WNTX 990 AM; six games on 610 Sports; and two games on WFIL 560 AM. The Saint Joseph's Sports Network team of **Matt Martucci** and **Joe Lunardi** will provide the play-by-play and color commentary. Martucci, a 2006 Syracuse University graduate, is in his seventh year as full-time play-by-play announcer. Lunardi, in his 26th year on the Hawks' radio broadcasts, is the associate vice president for marketing at Saint Joseph's, and is a college basketball analyst for ESPN.com with his popular "Bracketology" column. Games can also be heard via audio streaming free of charge on www.SJUHawks.com.

VIDEO STREAMING: This season, live video broadcasts of many SJU games will be broadcast through the Atlantic 10 Network. A subscription is necessary. (See schedule on pg. 2)

INTERNET: Information for Saint Joseph's basketball is found at SJU's athletics website, www.SJUHawks.com with statistics, updated game notes, and live in-game statistics for all Hawk home games, and selected road games. Through Hawks All-Access, fans can follow every home game through audio streaming as well as video streaming for non-televised games. All road games are covered with audio streaming while video streaming also available for selected ones. Video features on the team will also be available on the site.

PHIL MARTELLI'S HAWK TALK RADIO SHOW: Phil Martelli's "HawkTalk" Radio Show will be held for 10 consecutive Mondays from 7 to 8 p.m. at JD McGillicuddy's in Havertown, Pa. The show will air from 7 to 8 p.m. on 990 AM. The show's schedule is as follows: Jan. 4; Jan. 11; Jan. 18; Jan. 25; Feb. 1; Feb. 8; Feb. 15; Feb. 22; Feb. 29; and March 7.



SAINT JOSEPH'S

The corporate title of "Saint" Joseph's University, which has been in place since Saint Joseph's was granted university status by the Commonwealth of Pennsylvania in 1979, is now the public title of the institution for all aspects of its operations.

Official reference: Saint Joseph's University
Saint Joseph's

Acceptable in headlines or informal references:
Saint Joseph's
SJU
St. Joe's

UNACCEPTABLE: St. Joseph's

**For articles on the Hawks, go to
"Hawks in the News" on SJUHawks.com**

<http://tinyurl.com/SJUclippings>

Media Guide Online at SJUHawks.com

<http://tinyurl.com/SJUMediaGuide-1516>

A-10 COACHES' CONFERENCE CALL

Every Monday the A-10 will conduct a teleconference with each of its head men's basketball coaches. Members of the media are strongly encouraged to participate in the questioning and should contact the Atlantic 10 at 757-706-3058 for the call-in number. The schedule is as follows (all times are EASTERN):

10:04 am - Derek Kellogg, Massachusetts	11:00 am - Mark Schmidt, St. Bonaventure
10:11 am - Archie Miller, Dayton	11:07 am - John Giannini, La Salle
10:18 am - Dave Paulson, George Mason	11:14 am - Chris Mooney, Richmond
10:25 am - Will Wade VCU	11:21 am - Dan Hurley, Rhode Island
10:32 am - Jim Ferry, Duquesne	11:28 am - Jim Crews, Saint Louis
10:39 am - Jeff Neubauer, Fordham	11:35 am - Bob McKillop, Davidson
10:46 am - Phil Martelli, Saint Joseph's	
10:53 am - Mike Lonergan, GW	

CAREER HIGHS

#34 JAVON BAUMANN

PTS: 11 vs. Western Kentucky (11/27/14)
REB: 8 vs. FDU (11/14/14)
AST: 2 (5x) last at La Salle (1/27/15)
FGM: 5 vs. Western Kentucky (11/27/14)
FGA: 6 vs. Western Kentucky (11/27/14)
3FGM: --
3FGA: --
FTM: 2 vs. Vermont (11/22/14)
FTA: 4 (2x) last vs. Vermont (11/22/14)
BLK: 5 (2x) last at La Salle (1/27/15)
STL: 4 vs. Vermont (11/22/14)
TO: 3 (3x) last vs. Richmond (2/28/15)
MIN: 32 vs. Western Kentucky (11/27/14)

#43 DeANDRE' BEMBRY

PTS: 33 at Massachusetts (2/25/15)
REB: 17 vs. Davidson (1/31/15)
AST: 9 vs. La Salle (3/4/15)
FGM: 11 (2x) last vs. Fordham (1/16/16)
FGA: 22 vs. Penn (1/24/15)
3FGM: 6 at St. Bonaventure (1/18/15)
3FGA: 10 at Duquesne (1/7/15)
FTM: 11 (2x) last vs. Drexel (11/13/15)
FTA: 15 vs. Drexel (11/13/15)
BLK: 4 vs. Old Dominion (11/22/15)
STL: 5 (2x) last at La Salle (1/27/15)
TO: 6 (2x) last vs. St. Bonaventure (2/21/15)
MIN: 45 (3x) last vs. St. Bonaventure (2/21/15)

#3 MIKE BOOTH

PTS: 2 vs. Virginia Tech (12/22/15)
REB: 1 (3x) last vs. La Salle (2/13/16)
FGM: --
FGA: 1 (3x) last vs. La Salle (2/13/16)
3FGM: --
3FGA: 1 (2x) last vs. Fordham (1/16/16)
FTM: 2 vs. Virginia Tech (12/22/15)
FTA: 2 (2x) last vs. Virginia Tech (12/22/15)
AST: --
BLK: --
STL: --
TO: --
MIN: 2 (6x) last vs. La Salle (2/13/16)

#2 AARON BROWN

PTS: 26 at Columbia (12/4/15)
REB: 9 at Temple (12/13/15)
FGM: 11 at Columbia (12/4/15)
FGA: 16 (2x) last at Columbia (12/4/15)
3FGM: 4 vs. Rhode Island (1/10/16)
3FGA: 5 vs. Davidson (1/31/15)
FTM: 7 vs. LIU Brooklyn (11/25/14)
FTA: 9 vs. LIU Brooklyn (11/25/14)
AST: 6 at Dayton (2/19/15)
BLK: 1 (4x) last vs. Princeton (12/8/15)
STL: 2 (3x) last vs. Massachusetts (1/27/16)
TO: 4 (3x) last at Rhode Island (3/7/15)
MIN: 39 (2x) last at Temple (12/13/15)

#20 BRENDAN CASPER

PTS: 9 at Villanova (12/6/14)
REB: 9 at Villanova (12/6/14)
AST: 2 at VCU (1/10/15)
FGM: 4 at Villanova (12/6/14)
FGA: 9 at Villanova (12/6/14)
3FGM: 1 vs. Loyola Maryland (12/9/14)
3FGA: 2 vs. Loyola Maryland (12/9/14)
FTM: 2 at Penn (1/18/14)
FTA: 5 at VCU (1/10/15)
BLK: 1 (2x) last at Villanova (12/6/14)
STL: 2 at Villanova (12/6/14)
TO: 5 at Villanova (12/6/14)
MIN: 20 at Villanova (12/6/14)

#11 CHRIS CLOVER

PTS: 3 (3x) last vs. La Salle (2/13/16)
REB: 2 vs. Old Dominion (11/22/15)
FGM: 1 (2x) last vs. Illinois State (12/19/15)
FGA: 5 vs. Niagara (11/15/15)
3FGM: 1 vs. Niagara (11/15/15)
3FGA: 2 (3x) last vs. Fordham (1/16/16)
FTM: 3 vs. La Salle (2/13/16)
FTA: 4 vs. La Salle (2/13/16)
AST: 1 vs. Fordham (1/16/16)
BLK: --
STL: 1 at Fordham (1/16/16)
TO: 2 at Fordham (2/6/16)
MIN: 8 vs. Niagara (11/15/15)

#25 JAMES DEMERY

PTS: 17 (2x) last vs. La Salle (2/13/16)
REB: 7 (4x) last at Rhode Island (1/30/16)
FGM: 7 (2x) last vs. La Salle (2/13/16)
FGA: 13 vs. Florida (11/21/15)
3FGM: 3 at George Mason (1/13/16)
3FGA: 4 at George Mason (1/13/16)
FTM: 5 (2x) last vs. Massachusetts (1/27/16)
FTA: 8 at VCU (1/10/15)
AST: 4 at Fordham (2/15/15)
BLK: 2 at Duquesne (1/7/15)
STL: 3 (2x) last vs. La Salle (2/13/16)
TO: 5 at St. Bonaventure (1/18/15)
MIN: 37 vs. St. Bonaventure (2/21/15)

#0 LAMARR KIMBLE

PTS: 13 (2x) last vs. Dayton (2/17/16)
REB: 3 vs. Princeton (12/8/15)
FGM: 4 (3x) last at Fordham (2/6/16)
FGA: 10 at Temple (12/13/15)
3FGM: 3 (2x) last at Fordham (2/6/16)
3FGA: 5 at Fordham (2/6/16)
FTM: 4 (2x) last vs. St. Bonaventure (2/3/16)
FTA: 6 vs. Florida (11/21/15)
AST: 6 (2x) last vs. La Salle (2/13/16)
BLK: 1 vs. St. Bonaventure (2/3/16)
STL: 2 (2x) last at Temple (12/13/15)
TO: 3 (2x) last at Temple (12/13/15)
MIN: 23 vs. Florida (11/21/15)

#23 MARKELL LODGE

PTS: 4 vs. Niagara (11/15/15)
REB: 6 vs. Niagara (11/15/15)
FGM: 2 vs. Niagara (11/15/15)
FGA: 3 vs. Niagara (11/15/15)
3FGM: --
3FGA: --
FTM: 2 vs. Old Dominion (11/22/15)
FTA: 2 (2x) last vs. Villanova (12/1/15)
AST: --
BLK: 1 vs. Florida (11/21/15)
STL: --
TO: 1 (2x) last vs. Buffalo (11/18/15)
MIN: 11 vs. Niagara (11/15/15)

#15 ISAIAH MILES

PTS: 36 vs. Virginia Tech (12/22/15)
REB: 16 at Richmond (1/2/16)
AST: 5 vs. Dayton (2/17/16)
FGM: 11 (2x) last vs. VCU (1/5/16)
FGA: 18 vs. Virginia Tech (12/22/15)
3FGM: 5 at Dayton (2/19/15)
3FGA: 9 at Dayton (2/19/15)
FTM: 11 vs. Virginia Tech (12/22/15)
FTA: 12 vs. Virginia Tech (12/22/15)
BLK: 4 (2x) last vs. Virginia Tech (12/22/15)
STL: 3 (2x) last vs. St. Bonaventure (2/21/15)
TO: 4 at Temple (12/13/15)
MIN: 42 at Temple (12/13/15)

#12 PAPA NDAO

PTS: 13 (2x) last at George Mason (1/13/16)
REB: 8 (2x) last vs. St. Bonaventure (2/3/16)
FGM: 4 (3x) last at George Mason (1/13/16)
FGA: 10 at George Mason (1/13/16)
3FGM: 3 (6x) last at Fordham (2/6/16)
3FGA: 8 at George Mason (1/13/16)
FTM: 4 (2x) last vs. Md. Eastern Shore (12/29/15)
FTA: 6 vs. Md. Eastern Shore (12/29/15)
AST: 4 at Fordham (2/6/16)
BLK: 4 vs. Morgan State (12/28/11)
STL: 2 (4x) last vs. Dayton (2/17/16)
TO: 5 vs. Coppin State (12/21/11)
MIN: 37 at George Mason (1/11/14)

#1 SHAVAR NEWKIRK

PTS: 17 at Fordham (2/6/16)
REB: 5 (3x) last vs. St. Bonaventure (2/3/16)
FGM: 6 at Fordham (2/6/16)
FGA: 11 at Rhode Island (1/30/16)
3FGM: 3 (2x) last at Fordham (2/6/16)
3FGA: 5 (3x) last at La Salle (1/24/16)
FTM: 8 at George Mason (1/13/16)
FTA: 10 at George Mason (1/13/16)
AST: 9 vs. Villanova (12/1/15)
BLK: 2 at Gonzaga (11/19/14)
STL: 3 at George Washington (2/10/16)
TO: 5 (2x) last at Denver (12/29/14)
MIN: 31 vs. Villanova (12/1/15)

#24 PIERFRANCESCO OLIVA

PTS: 12 vs. Niagara (11/15/15)
REB: 8 (2x) last at Fordham (2/6/16)
FGM: 3 (5x) last vs. La Salle (2/13/16)
FGA: 10 vs. Niagara (11/15/15)
3FGM: 3 at George Washington (2/10/16)
3FGA: 6 vs. Niagara (11/15/15)
FTM: 4 (2x) last vs. Niagara (11/15/15)
FTA: 6 vs. Niagara (11/15/15)
AST: 5 (2x) last vs. Virginia Tech (12/22/15)
BLK: 3 vs. Old Dominion (11/22/15)
STL: 3 vs. VCU (1/5/16)
TO: 3 vs. Drexel (11/13/15)
MIN: 30 vs. Niagara (11/15/15)

#21 KYLE THOMPSON

PTS: 2 vs. Loyola Maryland (12/9/14)
REB: 2 vs. Illinois State (12/19/15)
FGM: 1 vs. Loyola Maryland (12/9/14)
FGA: 1 (3x) last at Fordham (2/6/16)
3FGM: --
3FGA: 1 at Fordham (2/6/16)
FTM: 1 at Marist (12/20/14)
FTA: 2 at Marist (12/20/14)
AST: 1 (2x) last at Fordham (2/6/16)
BLK: --
STL: --
TO: --
MIN: 2 (6x) last vs. La Salle (2/13/16)

#32 JAI WILLIAMS

PTS: 8 vs. George Mason (2/7/15)
REB: 3 at Massachusetts (2/25/15)
AST: 1 at La Salle (1/27/15)
FGM: 3 vs. George Mason (2/7/15)
FGA: 4 vs. George Mason (2/7/15)
3FGM: --
3FGA: --
FTM: 2 vs. George Mason (2/7/15)
FTA: 3 vs. George Mason (2/7/15)
BLK: 1 (4x) last vs. George Mason (2/7/15)
STL: 1 (3x) last vs. George Mason (2/7/15)
TO: 2 (3x) last vs. Fordham (1/16/16)
MIN: 19 vs. George Mason (2/7/15)

SEASON HIGHS

#34 JAVON BAUMANN

PTS: 2 at George Washington (2/10/16)
 REB: 3 vs. La Salle (2/13/16)
 AST: 1 (2x) last at Fordham (2/6/16)
 FGM: 1 at George Washington (2/10/16)
 FGA: 1 (2x) last at George Washington (2/10/16)
 3FGM: --
 3FGA: --
 FTM: 1 (4x) last at Penn (1/20/16)
 FTA: 3 at Penn (1/20/16)
 BLK: 1 (3x) last vs. Dayton (2/17/16)
 STL: 1 (2x) last at George Washington (2/10/16)
 TO: 1 vs. Drexel (11/13/15)
 MIN: 11 at George Mason (1/13/16)

#43 DeANDRE' BEMBRY

PTS: 27 vs. Princeton (12/8/15)
 REB: 13 at Temple (12/13/15)
 AST: 8 (2x) last vs. VCU (1/5/16)
 FGM: 11 (2x) last vs. Fordham (1/16/16)
 FGA: 21 vs. Rhode Island (1/10/16)
 3FGM: 4 vs. Illinois State (12/19/15)
 3FGA: 8 at Columbia (12/4/15)
 FTM: 11 vs. Drexel (11/13/15)
 FTA: 15 vs. Drexel (11/13/15)
 BLK: 4 vs. Old Dominion (11/22/15)
 STL: 4 (4x) last at La Salle (1/24/16)
 TO: 4 (4x) last at George Washington (2/10/16)
 MIN: 40 (7x) last vs. Dayton (2/17/16)

#3 MIKE BOOTH

PTS: 2 vs. Virginia Tech (12/22/15)
 REB: 1 vs. La Salle (2/13/16)
 FGM: --
 FGA: 1 (2x) last vs. Fordham (1/16/16)
 3FGM: --
 3FGA: 1 (2x) last vs. Fordham (1/16/16)
 FTM: 2 vs. Virginia Tech (12/22/15)
 FTA: 2 vs. Virginia Tech (12/22/15)
 AST: --
 BLK: --
 STL: --
 TO: --
 MIN: 2 vs. La Salle (2/13/16)

#2 AARON BROWN

PTS: 26 at Columbia (12/4/15)
 REB: 9 at Temple (12/13/15)
 FGM: 11 at Columbia (12/4/15)
 FGA: 16 at Columbia (12/4/15)
 3FGM: 4 vs. Rhode Island (1/10/16)
 3FGA: 4 (3x) last vs. Rhode Island (1/10/16)
 FTM: 5 vs. Drexel (11/13/15)
 FTA: 5 (2x) last vs. Dayton (2/17/16)
 AST: 3 vs. Illinois State (12/19/15)
 BLK: 1 vs. Princeton (12/8/15)
 STL: 2 vs. Massachusetts (1/27/16)
 TO: 3 (2x) last at Richmond (1/2/16)
 MIN: 39 at Temple (12/13/15)

#20 BRENDAN CASPER

PTS: 4 vs. Fordham (1/16/16)
 REB: 1 (4x) last at Fordham (2/6/16)
 AST: --
 FGM: 1 (3x) last at Fordham (2/6/16)
 FGA: 2 vs. Illinois State (12/19/15)
 3FGM: 1 vs. Fordham (1/16/16)
 3FGA: 1 (2x) last vs. Fordham (1/16/16)
 FTM: 1 vs. Fordham (1/16/16)
 FTA: 2 vs. Fordham (1/16/16)
 BLK: --
 STL: 1 vs. Fordham (1/16/16)
 TO: 1 (3x) last at Fordham (2/6/16)
 MIN: 4 vs. Fordham (1/16/16)

#11 CHRIS CLOVER

PTS: 3 (3x) last vs. La Salle (2/13/16)
 REB: 2 vs. Old Dominion (11/22/15)
 FGM: 1 (2x) last vs. Illinois State (12/19/15)
 FGA: 5 vs. Niagara (11/15/15)
 3FGM: 1 vs. Niagara (11/15/15)
 3FGA: 2 (3x) last vs. Fordham (1/16/16)
 FTM: 3 vs. La Salle (2/13/16)
 FTA: 4 vs. La Salle (2/13/16)
 AST: 1 vs. Fordham (1/16/16)
 BLK: --
 STL: 1 at Fordham (1/16/16)
 TO: 2 at Fordham (2/6/16)
 MIN: 8 vs. Niagara (11/15/15)

#25 JAMES DEMERY

PTS: 17 (2x) last vs. La Salle (2/13/16)
 REB: 7 (2x) last at Rhode Island (1/30/16)
 FGM: 7 (2x) last vs. La Salle (2/13/16)
 FGA: 13 vs. Florida (11/21/15)
 3FGM: 3 at George Mason (1/13/16)
 3FGA: 4 at George Mason (1/13/16)
 FTM: 5 (2x) last vs. Massachusetts (1/27/16)
 FTA: 6 (4x) last vs. Dayton (2/17/16)
 AST: 2 vs. Florida (11/21/15)
 BLK: 1 (3x) last vs. Massachusetts (1/27/16)
 STL: 3 vs. La Salle (2/13/16)
 TO: 4 vs. Rhode Island (1/10/16)
 MIN: 30 vs. Florida (11/21/15)

#0 LAMARR KIMBLE

PTS: 13 (2x) last vs. Dayton (2/17/16)
 REB: 3 vs. Princeton (12/8/15)
 FGM: 4 (4x) last vs. Dayton (2/17/16)
 FGA: 10 at Temple (12/13/15)
 3FGM: 3 (2x) last at Fordham (2/6/16)
 3FGA: 5 at Fordham (2/6/16)
 FTM: 4 (2x) last vs. St. Bonaventure (2/3/16)
 FTA: 6 vs. Florida (11/21/15)
 AST: 6 (2x) last vs. La Salle (2/13/16)
 BLK: 1 vs. St. Bonaventure (2/3/16)
 STL: 2 (2x) last at Temple (12/13/15)
 TO: 3 (2x) last at Temple (12/13/15)
 MIN: 23 vs. Florida (11/21/15)

#23 MARKELL LODGE

PTS: 4 vs. Niagara (11/15/15)
 REB: 6 vs. Niagara (11/15/15)
 FGM: 2 vs. Niagara (11/15/15)
 FGA: 3 vs. Niagara (11/15/15)
 3FGM: --
 3FGA: --
 FTM: 2 vs. Old Dominion (11/22/15)
 FTA: 2 (2x) last vs. Villanova (12/1/15)
 AST: --
 BLK: 1 vs. Florida (11/21/15)
 STL: --
 TO: 1 (2x) last vs. Buffalo (11/18/15)
 MIN: 11 vs. Niagara (11/15/15)

#15 ISAIAH MILES

PTS: 36 vs. Virginia Tech (12/22/15)
 REB: 16 at Richmond (1/2/16)
 AST: 5 vs. Dayton (2/17/16)
 FGM: 11 (2x) last vs. VCU (1/5/16)
 FGA: 18 vs. Virginia Tech (12/22/15)
 3FGM: 4 vs. VCU (1/5/16)
 3FGA: 7 vs. Dayton (2/17/16)
 FTM: 11 vs. Virginia Tech (12/22/15)
 FTA: 12 vs. Virginia Tech (12/22/15)
 BLK: 4 (2x) last vs. Virginia Tech (12/22/15)
 STL: 2 (4x) last at George Washington (2/10/16)
 TO: 4 at Temple (12/13/15)
 MIN: 42 at Temple (12/13/15)

#12 PAPA NDAO

PTS: 13 at George Mason (1/13/16)
 REB: 8 (2x) last vs. St. Bonaventure (2/3/16)
 FGM: 4 (2x) last at George Mason (1/13/16)
 FGA: 10 at George Mason (1/13/16)
 3FGM: 3 (4x) last at Fordham (2/6/16)
 3FGA: 8 at George Mason (1/13/16)
 FTM: 4 vs. Md. Eastern Shore (12/29/15)
 FTA: 6 vs. Md. Eastern Shore (12/29/15)
 AST: 4 at Fordham (2/6/16)
 BLK: 1 (8x) last vs. Dayton (2/17/16)
 STL: 3 vs. Virginia Tech (12/22/15)
 TO: 2 (7x) last vs. La Salle (2/13/16)
 MIN: 29 at La Salle (1/24/16)

#1 SHAVAR NEWKIRK

PTS: 17 at Fordham (2/6/16)
 REB: 5 vs. St. Bonaventure (2/3/16)
 FGM: 6 at Fordham (2/6/16)
 FGA: 11 at Rhode Island (1/30/16)
 3FGM: 3 (2x) last at Fordham (2/6/16)
 3FGA: 5 (3x) last at La Salle (1/24/16)
 FTM: 8 at George Mason (1/13/16)
 FTA: 10 at George Mason (1/13/16)
 AST: 9 vs. Villanova (12/1/15)
 BLK: 1 (4x) last vs. Massachusetts (1/27/16)
 STL: 3 at George Washington (2/10/16)
 TO: 4 vs. Md. Eastern Shore (12/29/15)
 MIN: 31 vs. Villanova (12/1/15)

#24 PIERFRANCESCO OLIVA

PTS: 12 vs. Niagara (11/15/15)
 REB: 8 (2x) last at Fordham (2/6/16)
 FGM: 3 (5x) last vs. La Salle (2/13/16)
 FGA: 10 vs. Niagara (11/15/15)
 3FGM: 3 at George Washington (2/10/16)
 3FGA: 6 vs. Niagara (11/15/15)
 FTM: 4 (2x) last vs. Niagara (11/15/15)
 FTA: 6 vs. Niagara (11/15/15)
 AST: 5 (2x) last vs. Virginia Tech (12/22/15)
 BLK: 3 vs. Old Dominion (11/22/15)
 STL: 3 vs. VCU (1/5/16)
 TO: 3 vs. Drexel (11/13/15)
 MIN: 30 vs. Niagara (11/15/15)

#21 KYLE THOMPSON

PTS: --
 REB: 2 vs. Illinois State (12/19/15)
 FGM: --
 FGA: 1 at Fordham (2/6/16)
 3FGM: --
 3FGA: 1 at Fordham (2/6/16)
 FTM: --
 FTA: --
 AST: 1 at Fordham (2/6/16)
 BLK: --
 STL: --
 TO: --
 MIN: 2 (3x) last vs. La Salle (2/13/16)

#32 JAI WILLIAMS

PTS: 2 vs. Drexel (11/13/15)
 REB: 1 (2x) last vs. Virginia Tech (12/22/15)
 AST: --
 FGM: 1 vs. Drexel (11/13/15)
 FGA: 1 vs. Drexel (11/13/15)
 3FGM: --
 3FGA: --
 FTM: --
 FTA: --
 BLK: --
 STL: --
 TO: 2 vs. Fordham (1/16/16)
 MIN: 7 vs. Drexel (11/13/15)

GAME RECAPS

Game 1: November 13, 2015 - Hagan Arena

SIU 82 - Drexel 81

DeAndre' Bembry scored 23 points and Aaron Brown added 15 points as Saint Joseph's defeated Drexel, 82-81, in the season opener for both teams before a sold-out crowd at Hagan Arena. Isaiah Miles had a double-double with 13 points and 10 rebounds while freshman **Pierfrancesco Oliva** scored 12 points in his collegiate debut. The Hawks held a 77-65 lead on a three-pointer by Oliva with 2:34 to play, but Drexel outscored SIU, 13-6, to pull within 82-78 with 18 seconds remaining. The Hawks missed four free throws in the final 18 seconds and Drexel's Rashann London hit a three-pointer at the buzzer to provide the final margin. Although Saint Joseph's led, 61-51 with under nine minutes to play in the second half, Drexel cut it to 62-56. Layups by Bembry, Oliva and four straight points from James Demery maintained the Hawks' cushion and built the lead to 70-51. The teams traded baskets with Bembry scoring another and Miles dunking in an offensive rebounds, to give SIU a 74-65 edge. After a Drexel miss, Oliva connected on the three-pointer to push the Hawks' lead to 77-65. Bembry shot 11-for-15 from the foul line and 8-for-12 from the field. Miles was 5-for-9 as the Hawks connected on 53.8 percent from the field in the second half. Oliva added four rebounds, four assists and three blocked shots in his debut. The teams combined to shoot 67 free throws in the game, with Saint Joseph's going 28-39 from the line.

Drexel 0-1

#	Player		tot-fg		3-pt		rebounds										min	
			fg	fga	fg	fga	ft	fta	of	de	tot	pf	tp	a	to	blk		s
24	Williams, Rodney	f	2	2	0	0	1	4	0	3	3	3	5	1	0	1	0	12
32	Abif, Kazembe	f	4	6	0	0	0	0	2	5	7	5	8	0	2	0	0	19
02	Mojica, Sammy	g	1	2	0	0	0	0	1	0	1	5	2	0	1	1	0	13
12	Allen, Terrell	g	7	13	1	3	3	3	2	0	2	2	18	4	1	0	4	36
13	London, Rashann	g	3	11	1	6	4	4	0	4	4	2	11	3	3	0	0	30
01	Fields, Ahmad	g	3	8	0	1	3	4	2	3	5	5	9	0	0	0	0	18
05	Williams, Austin		1	4	0	0	2	4	3	2	5	1	4	1	0	0	0	15
11	Allen, Tavon		6	15	3	6	5	5	0	0	0	3	20	2	1	0	0	24
15	Bah, Mohamed		2	3	0	0	0	4	0	5	5	1	4	0	0	1	0	25
55	Myles, Tyshawn		0	0	0	0	0	0	0	0	0	1	0	0	1	0	0	8
TEAM									5		5	1			1			
Totals.....			29	64	5	16	18	28	15	22	37	29	81	11	10	3	4	200

TOTAL FG% 1st Half: 9-22 40.9% 2nd Half: 20-42 47.6% Game: 45.3% DEADBALL
3-Pt. FG% 1st Half: 0-3 0.0% 2nd Half: 5-13 38.5% Game: 31.3% REBOUNDS
F Throw % 1st Half: 16-21 76.2% 2nd Half: 2-7 28.6% Game: 64.3% 5

Saint Joseph's 1-0

##	Player	fg	fga	3-pt	ft	fta	rebounds				pf	tp	a	to	blk	s	min	
		f	g	f	g	f	t	d	e	tot								
15	MILES, Isaiah	f	5	9	1	4	2	2	4	6	10	1	13	1	3	2	1	36
24	OLIVA, P	f	3	6	2	4	4	4	2	2	4	4	12	4	3	3	0	25
43	BEMBRY, DeAndre'	f	6	12	0	2	11	15	1	2	3	2	23	2	3	1	4	35
01	NEWKIRK, Shavar	g	1	6	0	1	4	6	0	3	3	3	6	4	1	0	0	25
02	BROWN, Aaron	g	5	10	0	3	5	5	4	1	5	2	15	0	1	0	0	21
00	KIMBLE, Lamarr	g	1	2	1	2	0	0	0	1	1	1	3	1	2	0	0	17
11	CLOVER, Chris		0	2	0	1	0	0	0	0	0	0	0	0	0	0	3	
20	CASPER, Brendan		0	0	0	0	0	0	0	0	0	0	0	0	0	0	0+	
23	LODGE, Markell		0	0	0	0	0	0	0	0	0	2	0	0	0	0	3	
25	DEMERY, James		3	5	0	1	1	5	1	4	5	0	7	0	0	0	23	
32	WILLIAMS, Jai		1	1	0	0	0	0	0	1	2	2	0	0	0	0	5	
34	BAUMANN, Javon		0	0	0	0	1	2	0	0	0	5	1	0	1	0	7	
TEAM										4	4				2			
Totals.....			25	53	4	18	28	39	12	24	36	23	82	12	16	6	5	200

TOTAL FG% 1st Half: 11-27 40.7% 2nd Half: 14-26 53.8% Game: 47.2% DEADBALL
3-Pt. FG% 1st Half: 3-13 23.1% 2nd Half: 1-5 20.0% Game: 22.2% REBOUNDS
F Throw % 1st Half: 19-22 86.4% 2nd Half: 9-17 52.9% Game: 71.8% 6

Officials: Dennis Allocco, Gary Pucino, John Gwynn
Technical fouls: Drexel-TEAM. Saint Joseph's-None.
Attendance: 4,200

Score by Periods 1st 2nd Total
Drexel 34 47 81
Saint Joseph's 44 38 82

Game 2: November 15, 2015 - Hagan Arena

Hall of Fame Tip-Off

SIU 73 - Niagara 62

Saint Joseph's scored the first 14 points of the second half en route to a 73-62 win over Niagara in the first game of the Hall of Fame Tip-Off at Hagan Arena. **Isaiah Miles** and **Aaron Brown** scored 14 points apiece while **DeAndre' Bembry** and freshman **Pierfrancesco Oliva** each scored 12. Bembry, who was scoreless in the first half, netted eight straight points in the first 75 seconds of the second half to give the Hawks a 42-31 lead. Miles had five points in that 14-0 run which gave SIU a 48-31 lead with 14:15 to play. Oliva added a team-high eight rebounds along with five assists, while Bembry handed out seven assists for Saint Joseph's, which shot 51.6 percent from the field in the second half. Miles shot 5-for-7 in the game and had a team-high four blocks. The teams traded leads in the first half as Niagara connected on six three-pointers in the half. The visitors' biggest lead was 17-13 with over eight minutes to play, but Saint Joseph's went on a 9-0 run, with seven points from Brown, to take a 21-17 lead with 6:09 to play in the half, and eventually a 34-28 halftime lead. Saint Joseph's led by as many as 24 points in the contest.

Niagara 0-2

##	Player	fg	fga	3-pt	ft	fta	rebounds	of	de	tot	pf	tp	a	to	blk	s	min	
11	PROCHET, Marvin	f	4	8	1	2	0	2	1	5	6	2	9	1	2	0	1	21
21	SATCHEL, Justin	f	5	9	3	6	0	0	1	5	6	0	13	0	1	0	21	
02	BLACKMAN, Emile	g	1	12	1	4	2	2	0	4	4	1	5	2	0	0	1	27
12	DAVIS, Karonn	g	2	6	0	4	1	2	0	3	3	3	5	2	3	0	3	30
13	SCOTT, Matt	g	3	12	2	5	6	7	2	6	8	4	14	3	3	2	0	24
00	BARTON, Chris	g	3	11	2	6	0	0	0	0	0	3	8	2	1	0	0	22
01	FOWLER, Cameron	g	0	2	0	1	0	0	1	0	1	4	0	1	1	0	0	10
04	COLLIER, Romero	g	0	1	0	1	0	0	0	0	0	0	0	0	1	0	0	8
20	TAYLOR, Maurice	g	1	1	0	0	0	2	3	2	5	1	2	0	1	0	1	11
30	TEW, Ali	g	0	1	0	0	2	2	0	3	3	2	2	0	2	1	0	13
32	ROBB, Dominic	g	1	3	0	0	2	2	3	0	3	3	4	0	1	0	0	13
TEAM							4	2	6									
Totals.....		20	66	9	29	13	19	15	30	45	23	62	11	16	3	6	200	

TOTAL FG% 1st Half: 8-31 25.8% 2nd Half: 12-35 34.3% Game: 30.3% DEADBALL
3-Pt. FG% 1st Half: 6-17 35.3% 2nd Half: 3-12 25.0% Game: 31.0% REBOUNDS
F Throw % 1st Half: 6-10 60.0% 2nd Half: 7-9 77.8% Game: 68.4% 3

Saint Joseph's 2-0

##	Player	fg	fga	3-pt	ft	fta	of	de	tot	pf	tp	a	to	blk	s	min	
15	MILES, Isaiah	f	5	7	2	3	2	2	0	4	4	1	14	1	4	2	33
24	OLIVA, P	f	3	10	2	6	4	6	3	5	8	2	12	5	1	2	30
43	BEMBRY, DeAndre'	f	6	11	0	1	0	1	1	5	6	3	12	7	3	1	35
01	NEWKIRK, Shavar	g	1	3	0	0	4	4	0	4	4	0	6	2	1	0	22
02	BROWN, Aaron	g	5	11	1	3	3	3	0	4	4	2	14	0	2	0	29
00	KIMBLE, Lamarr	g	0	4	0	2	2	4	0	2	2	2	2	3	0	1	19
11	CLOVER, Chris	g	1	5	1	2	0	0	0	0	0	2	3	0	0	0	8
20	CASPER, Brendan	g	0	0	0	0	0	0	0	0	0	0	0	0	0	0	1
23	LODGE, Markell	g	2	3	0	0	0	0	2	4	6	5	4	0	1	0	11
25	DEMERY, James	g	3	5	0	1	0	1	0	3	3	3	6	0	0	0	10
34	BAUMANN, Javon	g	0	0	0	0	0	0	0	0	0	0	0	0	0	0	2
TEAM							1	2	3								
Totals.....		26	59	6	18	15	21	7	33	40	20	73	18	12	7	5	200

TOTAL FG% 1st Half: 10-28 35.7% 2nd Half: 16-31 51.6% Game: 44.1% DEADBALL
3-Pt. FG% 1st Half: 4-12 33.3% 2nd Half: 2-6 33.3% Game: 33.3% REBOUNDS
F Throw % 1st Half: 10-12 83.3% 2nd Half: 5-9 55.6% Game: 71.4% 3

Officials: Bill McCarthy, Brian Dorsey, Wally Rutecki
Technical fouls: Niagara-None. Saint Joseph's-None.
Attendance: 3486

Score by Periods 1st 2nd Total
Niagara 28 34 62
Saint Joseph's 34 39 73

Game 3: November 18, 2015 - Hagan Arena

Hall of Fame Tip-Off

SIU 89 - Buffalo 67

Isaiah Miles tied his career-highs with 24 points and 14 rebounds and **DeAndre' Bembry** scored the 1,000th point of his career as Saint Joseph's defeated Buffalo, 89-67, in the Hall of Fame Tip-Off at Hagan Arena. Miles shot 7-for-11 from the field, and went 8-for-8 from the foul line, while keying a 21-0 run for the Hawks early in the first half. Sophomores **Shavar Newkirk** set a new career-high with 12 points as did **James Demery** with 13 points. Bembry scored his 1,000th point on a drive at 10:13 of the first half. The junior, who entered the game with 998 career points in 68 games, became the 52nd Hawk to reach the milestone and the 22nd to do so in his third season. Buffalo took a quick 5-2 lead at 17:18 but then the Hawks rattled off 21 consecutive points in a span of just over five minutes. **Pierfrancesco Oliva** started the run with a three-pointer and Miles chipped in with seven points and Demery added five as the Hawks took their biggest lead, 21-5, at 11:17. The Bulls ended their scoreless string at 11:06 on a three-pointer. The Hawks took their biggest lead of the half, 45-25, on a three-pointer by Miles with 1:35 remaining, as SIU owned a 46-28 edge at halftime. Buffalo chipped away at the Hawks lead and cut it to 56-44 at 14:02. Saint Joseph's then scored eight in a row, with four from Demery, to regain the 20-point margin. The Hawks shot 47 percent in the game and committed just six turnovers.

Buffalo 1-2

##	Player	fg	fga	3-pt	ft	fta	rebounds	of	de	tot	pf	tp	a	to	blk	s	min
04	KADIRI, David	f	1	2	0	0	0	2	0	2	4	2	1	0	0	0	7
34	SMART, Ikenna	f	3	5	0	0	0	1	3	4	4	6	0	1	0	0	12
02	CONNER, Willie	g	3	9	1	3	3	0	1	1	3	10	1	1	0	0	24
03	MASINBURG, CJ	g	0	4	0	2	0	2	3	5	1	0	3	0	0	0	21
10	SKEETE, Jarryn	g	2	8	1	5	1	2	0	3	3	3	6	4	1	0	32
00	HAMILTON, Blake	g	5	11	2	4	2	3	2	5	7	4	14	0	1	0	17
01	BEARDEN, Lamonte	g	2	12	1	4	8	0	3	3	0	13	0	2	0	1	31
05	DIANE, Mory	g	0	2	0	0	0	0	0	0	0	0	0	0	0	0	1
20	WIGGINGTON, Rodell	g	3	9	0	2	2	5	2	3	5	2	8	0	2	1	22
21	RAKICEVIC, Nikola	g	1	2	1	1	0	0	0	1	1	0	3	0	0	0	10
33	PERKINS, Nick	g	2	7	1	2	0	0	1	5	6	0	5	1	0	0	22
TEAM							5	2	7								
Totals.....		22	71	7	23	16	21	15	29	44	21	67	10	8	1	3	200

TOTAL FG% 1st Half: 9-37 24.3% 2nd Half: 13-34 38.2% Game: 31.0% DEADBALL
3-Pt. FG% 1st Half: 5-13 38.5% 2nd Half: 2-10 20.0% Game: 30.4% REBOUNDS
F Throw % 1st Half: 5-9 55.6% 2nd Half: 11-12 91.7% Game: 76.2% 2

Saint Joseph's 3-0

##	Player	fg	fga	3-pt	ft	fta	rebounds										to	blk	s	min
		fg	fga	fg	fga	fta	of	de	tot	pf	tp	a	to	blk	s	min				
15	MILES, Isaiah	f	7	11	2	5	8	8	4	10	14	3	24	0	1	1	33			
24	OLIVA, P	f	3	6	1	4	0	0	0	5	5	3	7	0	1	1	0	22		
43	BEMBRY, DeAndre'	f	4	11	0	2	2	4	0	5	5	1	10	5	1	1	38			

GAME RECAPS

01	NEWKIRK, Shavar	g	4	7	1	2	3	3	0	2	2	0	12	2	2	1	0	23
02	BROWN, Aaron	g	3	12	0	4	3	3	0	3	3	0	9	2	0	0	0	26
00	KIMBLE, Lamarr		3	4	1	2	2	2	0	2	2	3	9	4	1	0	2	15
03	BOOTH, Mike		0	0	0	0	0	0	0	0	0	0	0	0	0	0	0	1
11	CLOVER, Chris		0	2	0	2	0	0	0	1	1	2	0	0	0	0	0	7
20	CASPER, Brendan		1	1	0	0	0	0	0	1	1	0	2	0	0	0	0	2
21	THOMPSON, Kyle		0	0	0	0	0	0	0	0	0	0	0	0	0	0	0	1
23	LODGE, Markell		1	1	0	0	0	0	1	1	2	2	2	0	1	0	0	10
25	DEMERY, James		5	10	1	3	2	5	2	4	6	2	13	0	0	0	0	16
34	BAUMANN, Javon		0	1	0	0	1	2	0	2	2	0	1	0	0	1	0	6
TEAM																		
Totals.....			31	66	6	24	21	27	10	36	46	16	89	13	6	5	4	200

TOTAL FG% 1st Half: 15-32 46.9% 2nd Half: 16-34 47.1% Game: 47.0% DEADBALL
 3-Pt. FG% 1st Half: 4-14 28.6% 2nd Half: 2-10 20.0% Game: 25.0% REBOUNDS
 F Throw % 1st Half: 12-14 85.7% 2nd Half: 9-13 69.2% Game: 77.8% 3

Officials: Roger Ayers, Joe Lindsay, Earl Walton
 Technical fouls: Buffalo-None. Saint Joseph's-None.
 Attendance: 3,451

Score by Periods 1st 2nd Total
 Buffalo 28 39 67
 Saint Joseph's 46 43 89

Game 4: November 21, 2015 - Mohegan Sun Arena - Uncasville, Conn.
Hall of Fame Tip-Off Semifinal
Florida 74 - SJU 63

Florida used a late run to defeat Saint Joseph's, 74-63, in the semifinals of the Hall of Fame Tip-Off at Mohegan Sun Arena, giving the Hawks their first loss of the season. Tied at 62-62 with 3:50 to play, Florida ended the game with a 12-1 spurt, as the Hawks went without a field goal for the final 4:12. A Florida three-pointer at 1:19 put the game out of reach, giving the Gators a 70-62 lead. Ames Demery established a new career-high with 17 points, while **Isaiah Miles** scored 16. **DeAndre' Bembyry** had 10 points and a team-high eight rebounds and five assists. The Hawks owned their biggest lead of the game, 14-5, in the early going but saw Florida took its first lead of the game, 25-24, with 6:12 to play. From there, the teams traded leads, but five straight from the Hawks gave them a 33-31 advantage. A three-pointer before the buzzer gave the Gators a 34-33 halftime lead. In a game that saw 13 lead changes, Florida led by as much as 46-40 in the second half, until the Hawks went on a 7-0 run to regain the lead, 47-46 on a layup by **Markell Lodge**. After going 0-for-6 from three-point range in the first half, SJU broke the string with one from freshman **Lamarr Kimble** and a pair from Miles to eventually take their biggest lead of the second half, 59-53. Saint Joseph's struggled from the foul line, hitting just 16-of-27, while committing 14 turnovers.

Saint Joseph's 3-1

##	Player	fg	fga	3-pt	fg	fga	ft	fta	of	de	tot	pf	tp	a	to	blk	s	min
01	NEWKIRK, Shavar	*	2	5	0	1	1	2	0	3	3	1	5	0	2	0	0	21
02	BROWN, Aaron	*	0	2	0	1	1	2	0	2	2	2	1	1	0	0	0	19
15	MILES, Isaiah	*	7	14	2	7	0	0	0	3	3	5	16	0	3	1	0	34
24	OLIVA, P	*	2	4	0	2	1	4	1	4	2	5	1	1	1	1	1	24
43	BEMBRY, DeAndre'	*	2	11	0	3	6	8	2	6	8	3	10	5	4	1	1	37
00	KIMBLE, Lamarr	*	2	6	1	3	4	6	0	1	1	3	9	0	2	0	1	23
11	CLOVER, Chris		0	0	0	0	0	0	0	0	0	1	0	0	0	0	0	1
23	LODGE, Markell		0	0	0	0	0	0	1	0	1	0	0	0	0	1	0	7
25	DEMERY, James		7	13	0	1	3	5	2	4	6	3	17	2	2	0	0	30
34	BAUMANN, Javon		0	0	0	0	0	0	0	0	0	1	0	0	0	0	0	4
TEAM																		
Totals.....			22	55	3	18	16	27	8	27	35	21	63	9	14	4	3	200

TOTAL FG% 1st Half: 12-27 44.4% 2nd Half: 10-28 35.7% Game: 40.0% DEADBALL
 3-Pt. FG% 1st Half: 0-6 0.0% 2nd Half: 3-12 25.0% Game: 16.7% REBOUNDS
 F Throw % 1st Half: 9-15 60.0% 2nd Half: 7-12 58.3% Game: 59.3% 8

Florida 3-0

##	Player	fg	fga	3-pt	fg	fga	ft	fta	of	de	tot	pf	tp	a	to	blk	s	min
00	Hill, Kasey	*	5	10	1	2	2	2	1	2	3	5	13	1	2	0	2	20
01	Walker, DeVon	*	1	5	0	3	3	4	0	1	1	3	5	0	1	0	0	16
04	Allen, KeVaughn	*	3	12	1	6	2	2	0	4	4	1	9	1	0	0	2	23
10	Finney-Smith, D	*	4	10	3	8	2	2	3	3	6	3	13	1	5	0	0	26
15	Egbunu, John	*	2	3	0	0	2	2	2	4	6	3	6	0	1	1	0	16
02	Francis-Ramirez, B.		0	7	0	5	0	2	0	2	2	3	0	1	0	0	0	17
03	Robinson, Devin		5	10	1	4	1	2	5	5	10	2	12	1	0	0	0	26
11	Chiozza, Chris		2	5	1	2	2	3	1	1	2	1	7	4	2	0	0	22
13	Hayes, Kavarrius		2	2	0	0	0	1	4	0	4	1	4	1	1	0	2	15
24	Leon, Justin		2	3	1	2	0	0	1	1	2	1	5	0	0	0	0	10
32	Rimmer, Schuyler		0	1	0	0	0	0	0	1	1	3	0	1	0	0	0	9
TEAM																		
Totals.....			26	68	8	32	14	20	18	28	46	26	74	11	12	1	6	200

TOTAL FG% 1st Half: 13-37 35.1% 2nd Half: 13-31 41.9% Game: 38.2% DEADBALL
 3-Pt. FG% 1st Half: 4-17 23.5% 2nd Half: 4-15 26.7% Game: 25.0% REBOUNDS
 F Throw % 1st Half: 4-6 66.7% 2nd Half: 10-14 71.4% Game: 70.0% 3

Officials: DJ Carstensen, Ron Tyburski, Brian Dorsey
 Technical fouls: Saint Joseph's-None. Florida-None.
 Attendance: 4,507

Score by Periods 1st 2nd Total
 Saint Joseph's 33 30 63
 Florida 34 40 74

Game 5: November 22, 2015 - Mohegan Sun Arena - Uncasville, Conn.
Hall of Fame Tip-Off - Consolation
SJU 66 - Old Dominion 64

Shavar Newkirk hit a short jumper with one second remaining to lift Saint Joseph's to a 66-64 win over Old Dominion in the consolation game of the 2015 Hall of Fame Tip-Off at Mohegan Sun Arena. **Isaiah Miles** scored a game-high 18 points for the Hawks and earned All-Tournament honors. **DeAndre' Bembyry** had his first double-double of the year with 15 points and 10 rebounds. He also had 10 rebounds, three assists and four blocks while Newkirk scored 10 in the win. With the game tied at 64-64, the Hawks had the ball at 8.9 seconds. Bembyry inbounded it and Newkirk eventually pulled up for the winning jumper. SJU took its first lead of the half, 54-53, on a pair of free throws by **Pierfrancesco Oliva** at 4:51 and increased it to 56-53 with a steal and layup by **James Demery**. There would be three ties in the final 4:51, and Old Dominion regained the lead once, 59-58, with 2:32 to play. But Newkirk answered with a putback on a breakway to give SJU a 60-59 lead with 1:45 to play. The Monarchs tied it at 60-60, but SJU connected on 4-of-6 free throws, led by a pair from **Aaron Brown**, after he grabbed a defensive rebound on ODU's possession at :35. Two ODU free throws at :14 tied the score for the last time, 64-64, setting the stage for Newkirk's shot. ODU led by as many as six points in the second half, but Bembyry scored eight of the Hawks' 10 points in a stretch that kept them within 51-48 with under eight minutes to play. The Hawks went scoreless for over three minutes in the first half, allowing ODU to take a 21-15 lead until Bembyry's free throws at 7:00. Bembyry and Miles combined for nine points in a stretch that brought the Hawks back within 26-24 but ODU held a 31-30 halftime lead.

Old Dominion 3-2

##	Player	fg	fga	3-pt	fg	fga	ft	fta	of	de	tot	pf	tp	a	to	blk	s	min
00	BAKER, Jordan	*	0	3	0	3	0	1	0	0	0	1	0	2	0	0	0	30
01	BACOTE, Aaron	*	1	7	0	1	7	7	1	0	0	3	9	0	2	0	0	20
20	FREEMAN, Trey	*	7	19	0	1	1	1	1	7	8	2	15	2	1	0	1	32
21	TAYLOR, Denzell	*	2	5	0	0	1	2	4	1	5	4	5	0	0	1	0	20
23	VASSOR, Stephen	*	1	1	0	0	0	0	2	0	2	0	2	0	0	0	0	9
04	CAVER, Ahmad		2	6	2	5	0	0	0	2	2	4	6	2	1	0	0	16
22	MOSLEY, Ambrose		3	6	1	4	0	0	0	4	4	3	7	1	1	0	0	23
24	TALLEY, Zoran		5	8	1	3	1	2	0	3	3	4	12	1	0	0	0	19
30	BIBERAJ, Nik		2	5	0	2	4	5	4	6	10	5	8	2	2	4	0	31
TEAM																		
Totals.....			23	60	4	19	14	18	14	24	38	26	64	10	7	5	1	201

TOTAL FG% 1st Half: 12-31 38.7% 2nd Half: 11-29 37.9% Game: 38.3% DEADBALL
 3-Pt. FG% 1st Half: 3-11 27.3% 2nd Half: 1-8 12.5% Game: 21.1% REBOUNDS
 F Throw % 1st Half: 4-4 100% 2nd Half: 10-14 71.4% Game: 77.8% 2

Saint Joseph's 4-1

##	Player	fg	fga	3-pt	fg	fga	ft	fta	of	de	tot	pf	tp	a	to	blk	s	min
01	NEWKIRK, Shavar	*	4	8	0	1	2	4	1	0	1	3	10	2	0	0	0	23
02	BROWN, Aaron	*	2	4	1	1	3	4	1	4	5	1	8	0	2	0	0	26
15	MILES, Isaiah	*	8	15	1	3	1	3	2	4	6	4	18	0	1	3	1	36
24	OLIVA, P	*	1	4	0	2	3	4	0	4	4	1	5	3	0	3	0	27
25	DEMERY, James	*	3	7	0	2	0	0	0	1	1	2	6	0	1	0	1	25
00	KIMBLE, Lamarr		1	4	0	3	0	0	1	1	2	3	2	1	0	0	0	16
03	BOOTH, Mike		0	0	0	0	0	0	0	0	0	0	0	0	0	0	0	0+
11	CLOVER, Chris		0	0	0	0	0	0	0	1	1	0	0	0	0	0	0	5
23	LODGE, Markell		0	0	0	0	2	0	0	1	1	0	2	0	0	0	0	8
34	BAUMANN, Javon		0	0	0	0	0	0	0	0	0	0	0	0	0	0	0	0+
43	BEMBRY, DeAndre'		3	8	1	3	8	10	2	8	10	2	15	3	4	4	1	34
TEAM																		
Totals.....			22	50	3	15	19	27	10	25	35	16	66	9	9	10	3	201

TOTAL FG% 1st Half: 10-22 45.5% 2nd Half: 12-28 42.9% Game: 44.0% DEADBALL
 3-Pt. FG% 1st Half: 2-7 28.6% 2nd Half: 1-8 12.5% Game: 20.0% REBOUNDS
 F Throw % 1st Half: 8-10 80.0% 2nd Half: 11-17 64.7% Game: 70.4% 2

Officials: Ron Tyburski, Steve Honacki, Bobby Daw
 Technical fouls: Old Dominion-None. Saint Joseph's-None.
 Attendance: 3,813

Score by Periods 1st 2nd Total
 Old Dominion 31 33 64
 Saint Joseph's 30 36 66

Game 6: December 1, 2015 - Hagan Arena
#8/7 Villanova 86 - SJU 72

Saint Joseph's placed five players in double figures but fell to eighth-ranked Villanova, 86-72, in the annual rivalry game before a sold-out crowd at Hagan Arena. **DeAndre' Bembyry** scored a team-high 17 points and **Isaiah Miles** added 14 on 6-for-12 shooting. Sophomore point guard **Shavar Newkirk** had a career-high 13 points and career-high nine assists, with no turnovers, while **James Demery** also scored 13 points. **Aaron Brown** added 11 points for SJU. The Hawks trailed by as many as 15 points, 49-34, early in the second half, but Miles started a 15-5 SJU run with a jumper at 17:25. Bembyry then energized the Hawk crowd with a steal and dunk to close the gap to 52-41. Miles finished the spurt with five more points and his three-pointer at 14:08 pulled SJU within 54-49. The teams traded baskets for the next three minutes but SJU freshman **Lamarr Kimble** grabbed a steal and fed Demery on the break for a layup that put the Hawks within 61-55 at 10:19. Villanova regained the 10-point lead with a pair of free throws and a jumper. With VU leading 68-57, SJU cut it to 68-59 on a dunk by Miles at 8:23, but that was the closest the Hawks would come the rest of the way. The Wildcats went up 34-20 in the first half, but Saint Joseph's ended the half on a 7-2 run as Bembyry connected on a three-pointer at 1:23 to bring the Hawks within 42-32 at halftime. The teams combined for only 15 turnovers in the game while SJU dished out 18 assists and Villanova had 19.

GAME RECAPS

Villanova 7-0 (1-0 Big 5)

#	Player	tot-fg		3-pt		rebounds		pf	tp	a	to	blk	s	min
		fg	fga	fg	fga	ft	fta							
02	JENKINS, Kris	f	6	14	2	9	4	4	1	5	6	2	18	33
23	OCHEFU, Daniel	f	4	5	0	4	1	2	0	4	4	3	9	1
01	BRUNSON, Jalen	g	2	7	1	4	3	4	2	2	4	0	8	5
03	HART, Josh	g	7	13	2	6	2	2	3	6	9	4	18	4
15	ARCIDIACONO, R	g	6	9	3	4	2	2	0	3	3	0	17	3
05	BOOTH, Phil	g	2	6	1	4	0	0	0	1	1	3	5	2
10	DIVINCENZO, Donte	g	0	0	0	0	0	0	0	1	0	0	0	0
25	BRIDGES, Mikal	g	4	7	2	4	1	1	1	1	2	1	11	1
45	REYNOLDS, Darryl	g	0	1	0	0	0	0	0	2	2	0	0	0
TEAM														
Totals.....		31	62	11	31	13	15	11	25	36	13	86	19	8

TOTAL FG% 1st Half: 16-33 48.5% 2nd Half: 15-29 51.7% Game: 50.0% DEADBALL
 3-Pt. FG% 1st Half: 8-19 42.1% 2nd Half: 3-12 25.0% Game: 35.5% REBOUNDS
 F Throw % 1st Half: 2-2 100% 2nd Half: 11-13 84.6% Game: 86.7% 2

Saint Joseph's 4-2 (0-1 Big 5)

#	Player	tot-fg		3-pt		rebounds		pf	tp	a	to	blk	s	min
		fg	fga	fg	fga	ft	fta							
15	MILES, Isaiah	f	6	12	2	4	0	0	5	0	5	4	14	1
24	OLIVA, P	f	1	5	0	2	0	2	2	5	7	3	2	2
43	BEMBRY, DeAndre	f	8	18	1	5	0	0	1	5	6	3	17	2
01	NEWKIRK, Shavar	g	4	9	1	2	4	4	0	3	3	1	13	9
02	BROWN, Aaron	g	4	6	2	3	1	2	0	1	1	1	11	1
00	KIMBLE, Lamarr	g	0	3	0	1	0	0	0	1	1	2	0	2
11	CLOVER, Chris	g	0	0	0	0	0	0	0	0	0	0	0	0
23	LODGE, Markell	g	0	0	0	0	2	1	0	1	0	0	0	0
25	DEMERY, James	g	5	10	0	1	3	4	2	3	5	1	13	1
34	BAUMANN, Javon	g	1	1	0	0	0	0	0	0	0	0	2	0
TEAM														
Totals.....		29	64	6	18	8	14	12	21	33	15	72	18	7

TOTAL FG% 1st Half: 12-27 44.4% 2nd Half: 17-37 45.9% Game: 45.3% DEADBALL
 3-Pt. FG% 1st Half: 4-11 36.4% 2nd Half: 2-7 28.6% Game: 33.3% REBOUNDS
 F Throw % 1st Half: 4-6 66.7% 2nd Half: 4-8 50.0% Game: 57.1% 3

Officials: Ed Corbett, Earl Walton, Brian O'Connell
 Technical fouls: Villanova-None. Saint Joseph's-None.
 Attendance: 4,200

Score by Periods	1st	2nd	Total
Villanova	42	44	86
Saint Joseph's	32	40	72

Game 7: December 4, 2015 - Levien Gym - New York, N.Y. SJU 80 - Columbia 78

Aaron Brown scored a career-high 26 points as Saint Joseph's weathered a furious late charge to come away with an 80-78 win at Columbia. **DeAndre' Bembry** tallied 12 points, all in the second half, to go with nine rebounds, eight assists, and three blocks. **Isaiah Miles** added 15 points as the Hawks shot a blistering 59.4 percent from the field in the second half to overcome a 30-28 halftime deficit. With Saint Joseph's leading 76-73 in the final minute, Bembry misfired on a three-pointer, but **James Demery** came down with the rebound. He was fouled, and after deadball contact between he and a Columbia player, a double technical foul was called. Miles made two free throws while Columbia hit one to give the Hawks a 78-74 lead with 42.6 seconds to play. A turnover from each side led to a layup that got Columbia within 78-76 at :25. **Lamarr Kimble** then sunk a pair of free throws, but a layup with :08 left put the Lions back within a possession. A Hawk turnover, one of just eight in the game, gave Columbia one more chance at :05 but the Lions' Maodo Lo missed the potential game-tying layup. The fast-paced first half saw numerous lead changes which included a stretch of 12 consecutive points by Miles but Columbia scored the last five points of the half. CU took its largest lead of the game early in the second half, 34-28. An 8-2 spurt, capped off by a three-pointer by **Papa Ndao**, brought the Hawks even at 36-36. Ndao, making his first appearance since March of 2014, hit three second-half three-pointers to finish with nine points. After SJU held a 48-44 edge, seven consecutive points by the Lions gave Columbia a 51-48 lead with 11 minutes to go. The Hawks responded with an 11-0 run, taking their largest lead of the game at 59-51 with 8:04 left. Columbia clawed back within 63-59 at 6:37, but a Bembry three at 3:14 restored the eight-point margin at 72-64. The teams traded baskets until the final 1:30 when a 7-2 Columbia run made it a 76-73 game with 74 seconds left, setting up the frenetic finish.

Saint Joseph's 5-2

#	Player	tot-fg		3-pt		rebounds		pf	tp	a	to	blk	s	min
		fg	fga	fg	fga	ft	fta							
02	BROWN, Aaron	f	11	16	3	4	1	1	3	2	5	1	26	0
15	MILES, Isaiah	f	5	11	1	5	4	5	3	4	7	2	15	3
24	OLIVA, P	f	0	2	0	1	0	0	2	2	4	2	0	2
01	NEWKIRK, Shavar	g	1	5	0	0	2	2	0	1	1	2	4	5
43	BEMBRY, DeAndre	g	4	14	2	8	2	2	1	8	9	1	12	8
00	KIMBLE, Lamarr	g	2	4	0	2	2	2	0	1	1	0	6	2
11	CLOVER, Chris	g	0	1	0	1	0	0	0	0	0	0	0	0
12	NDAO, Papa	g	3	4	3	4	0	0	0	0	4	9	0	0
23	LODGE, Markell	g	0	0	0	0	0	0	0	0	0	0	0	0
25	DEMERY, James	g	4	8	0	2	0	0	2	3	5	1	8	1
TEAM														
Totals.....		30	65	9	27	11	12	12	24	36	13	80	21	8

TOTAL FG% 1st Half: 11-33 33.3% 2nd Half: 19-32 59.4% Game: 46.2% DEADBALL
 3-Pt. FG% 1st Half: 3-12 25.0% 2nd Half: 6-15 40.0% Game: 33.3% REBOUNDS
 F Throw % 1st Half: 3-3 100% 2nd Half: 8-9 88.9% Game: 91.7% 0

Columbia 4-5

#	Player	tot-fg		3-pt		rebounds		pf	tp	a	to	blk	s	min
		fg	fga	fg	fga	ft	fta							
13	Rosenberg, Alex	f	7	11	2	5	5	6	2	4	6	2	21	0
33	Petrusek, Kyle	f	2	2	0	0	1	1	0	2	2	2	5	2
00	Castlin, Kyle	g	2	4	1	1	0	0	1	3	4	2	5	0
03	Mullins, Grant	g	4	9	1	4	1	2	0	1	1	2	10	4
12	Lo, Maodo	g	9	19	3	7	0	0	1	1	2	1	21	6
01	Coby, Jeff	g	4	8	1	2	2	2	0	5	5	1	11	1
05	Davis, CJ	g	0	1	0	0	0	0	0	0	0	0	1	0
11	Meisner, Lukas	g	2	5	1	2	0	0	3	6	9	2	5	1
15	Hickman, Nate	g	0	4	0	1	0	0	0	1	1	0	0	0
TEAM														
Totals.....		30	63	9	22	9	11	10	24	34	12	78	15	10

TOTAL FG% 1st Half: 12-31 38.7% 2nd Half: 18-32 56.3% Game: 47.6% DEADBALL
 3-Pt. FG% 1st Half: 4-12 33.3% 2nd Half: 5-10 50.0% Game: 40.9% REBOUNDS
 F Throw % 1st Half: 2-2 100% 2nd Half: 7-9 77.8% Game: 81.8% 1

Officials: Dwayne Gladden, Dennis Allocco, Gary Pucino
 Technical fouls: Saint Joseph's-DEMERY, James. Columbia-Mullins, Grant.
 Attendance: 1,088

Score by Periods	1st	2nd	Total
Saint Joseph's	28	52	80
Columbia	30	48	78

Game 8: December 8, 2015 - Hagan Arena SJU 72 - Princeton 60

DeAndre' Bembry scored 27 points and grabbed 10 rebounds to lead Saint Joseph's to a 62-50 win over Princeton. **Isaiah Miles** added 13 points and eight rebounds and **James Demery** scored 12 points. Bembry shot 11-for-17 from the field to notch his season-high in points, while grabbing four steals for the Hawks. Saint Joseph's led 46-37 with 5:10 to play, but Princeton hung around, cutting its deficit to 46-40 on a three-pointer with 4:59 to play. Bembry then scored the Hawks' next six points, culminating in an up and under that gave SJU an 11-point lead, 52-41, at 2:40. Princeton answered quickly with a layup, but Demery threw down a dunk and hit the ensuing free throw to give SJU its biggest lead of the game, 55-43. Princeton closed to within seven points two more times in the final two minutes, but Miles and Demery iced it, each hitting a pair of free throws in the final 33 seconds. Saint Joseph's led 28-25 at halftime but both teams struggled at the start of the second by shooting a combined 0-for-13. Bembry stopped that skid with a layup at 16:31 to give SJU a 30-25 lead. The teams went scoreless again for almost five minutes until Princeton scored to pull within 35-31 at 9:37. Bembry scored three of his 14 second-half points to build SJU's lead up to 39-31 at 8:44. In the first half, SJU led for all but two minutes and went into halftime holding a 28-25 lead.

Princeton 4-2

#	Player	tot-fg		3-pt		rebounds		pf	tp	a	to	blk	s	min
		fg	fga	fg	fga	ft	fta							
10	WEISZ, Spencer	f	2	12	0	8	0	0	3	9	12	1	4	4
21	CARUSO, Henry	f	2	7	1	2	2	4	3	5	8	4	7	0
25	COOK, Steven	f	6	13	2	7	1	2	3	4	7	2	15	1
31	MILLER, Pete	f	1	6	0	0	0	0	0	1	1	2	2	0
05	BELL, Amir	g	1	7	1	3	0	0	1	3	4	4	3	3
00	YOUNG, Aaron	g	0	1	0	1	0	0	0	0	0	0	0	0
03	CANNADY, Devin	g	2	6	2	4	0	0	0	2	2	4	6	1
12	STEPHENS, Myles	g	2	5	1	2	0	0	0	2	2	1	5	0
14	RAYNER, Khyan	g	1	2	1	1	0	0	0	1	1	0	3	0
20	FORBES, Jackson	g	1	4	0	3	0	0	0	2	2	0	2	0
35	BRENNAN, Alec	g	0	0	0	0	0	0	0	0	0	0	0	0
44	BRAMLAGE, Noah	g	1	3	1	2	0	0	0	0	0	0	3	0
TEAM														
Totals.....		19	66	9	33	3	6	10	29	39	18	50	9	12

TOTAL FG% 1st Half: 9-33 27.3% 2nd Half: 10-33 30.3% Game: 28.8% DEADBALL
 3-Pt. FG% 1st Half: 6-17 35.3% 2nd Half: 3-16 18.8% Game: 27.3% REBOUNDS
 F Throw % 1st Half: 1-2 50.0% 2nd Half: 2-4 50.0% Game: 50.0% 4

Saint Joseph's 6-2

#	Player	tot-fg		3-pt		rebounds		pf	tp	a	to	blk	s	min
		fg	fga	fg	fga	ft	fta							
15	MILES, Isaiah	f	5	12	1	2	2	2	3	5	8	3	13	0
24	OLIVA, Pierfrancesco	g	0	3	0	1	0	0	1	3	4	0	0	4
43	BEMBRY, DeAndre	f	11	17	1	5	4	6	0	10	10	2	27	3
01	NEWKIRK, Shavar	g	0	6	0	2	0	0	0	1	1	0	0	0
02	BROWN, Aaron	g	0	7	0	3	0	0	1	6	7	2	0	2
00	KIMBLE, Lamarr	g	1	4	0	1	3	4	1	2	3	1	5	2
11	CLOVER, Chris	g	0	0	0	0	0	0	0	0	0	0	0	0
12	NDAO, Papa	g	1	2	1	1	2	3	0	4	4	2	5	0
25	DEMERY, James	g	4	6	0	1	4	5	0	4	4	1	12	0
TEAM														
Totals.....		22	57	3	16	15	20	7	36	43	12	62	11	12

GAME RECAPS

Game 9: December 13, 2015 - Liacouras Center - Philadelphia, Pa.

SJU 66 - Temple 65 - OT

Freshman **Lamarr Kimble** hit a three-pointer with 2:13 to go in overtime to lift Saint Joseph's to a 66-65 win over Temple in a Big 5 game at the Liacouras Center. Kimble's three gave the Hawks a 66-64 lead and Temple hit one free throw at 1:04 and missed its final a three-point-er as time expired. **DeAndre' Bembry** had 17 points and 13 rebounds and **Isaiah Miles** posted 12 points and a career-high 15 rebounds for the Hawks. **Aaron Brown** added 11 points and a career-high nine rebounds while Kimble scored a career-high 11 points for his first game in double figures. The win snapped a five-game losing streak at Temple for SJU and was the first win there since January of 2008. In a close contest that saw 10 lead changes and nine ties, the teams were tied 54-54 with 3:31 to go in regulation. The Hawks scored four straight, from Miles and Bembry, to go up 58-54, but a TU three-point play at 1:17 pulled the Owls within 58-57. Kimble connected on a three-pointer with 59 seconds to go to give SJU a 61-57 lead. Temple answered with a jumper at :50 and although Kimble turned it over on the next possession, Bembry came up with an immediate steal, but was fouled and missed a pair of free throws at :26 that could have iced the game. Temple's Quentin DeCosey dunked in the tying points with 12 seconds to go to send the game into the extra period. Leading 34-32 at half-time, Saint Joseph's opened the second half with an 11-4 run. Brown was the catalyst, scoring eight of the Hawks' points as SJU claimed a 45-36 lead, its largest of the game. Temple chipped away with its own 13-4 run to tie the game, 49-49, with 6:22 remaining. From there the teams would trade leads three more times until Saint Joseph's took the 56-54 lead on a pair of free throws by Miles at 2:22.

Saint Joseph's 7-2 (1-1 Big 5)

##	Player	tot-fg		3-pt		rebounds		pf	tp	a	to	blk	s	min
		fg	fga	fg	fga	of	de							
15	MILES, Isaiah	f	2	10	0	5	8	8	3	12	15	4	12	0
24	OLIVA, P	f	1	3	0	1	2	2	1	3	4	3	4	0
43	BEMBRY, DeAndre'	f	7	15	0	4	3	7	2	11	13	3	17	3
01	NEWKIRK, Shavar	g	2	5	1	1	0	1	0	1	0	5	0	1
02	BROWN, Aaron	g	5	13	0	1	1	2	1	8	9	0	11	2
00	KIMBLE, Lamarr	g	4	10	3	4	0	0	1	1	2	2	11	2
12	NDAAO, Papa	g	2	7	2	6	0	0	2	2	4	5	6	1
25	DEMERY, James	g	0	5	0	1	0	0	0	2	2	1	0	1
TEAM						1	1	2						
Totals.....			23	68	6	23	14	20	11	41	52	18	66	9

TOTAL FG% 1st Half: 11-33 33.3% 2nd Half: 11-29 37.9% Game: 33.8% DEADBALL
3-Pt. FG% 1st Half: 2-10 20.0% 2nd Half: 3-11 27.3% Game: 26.1% REBOUNDS
F Throw % 1st Half: 10-14 71.4% 2nd Half: 2-4 50.0% Game: 70.0% 4

Temple 4-5 (1-1 Big 5)

##	Player	tot-fg		3-pt		rebounds		pf	tp	a	to	blk	s	min
		fg	fga	fg	fga	of	de							
00	ENECHIONYIA, Obi	f	8	14	4	7	5	7	1	12	13	3	25	0
15	BOND, Jaylen	f	3	11	0	2	1	1	1	3	4	5	7	2
01	BROWN, Josh	g	5	10	1	2	2	2	2	10	12	2	13	3
25	DECOSEY, Quentong	g	4	15	0	2	5	6	1	6	7	1	13	1
34	COLEMAN, Devin	g	0	7	0	4	0	0	0	1	1	0	0	0
03	ALSTON, JR., Levan	S	1	7	0	4	0	0	0	1	2	3	2	3
04	DINGLE, Daniel	g	2	3	0	0	2	0	0	0	2	4	1	0
10	WILLIAMS, Mark	g	0	2	0	1	1	2	0	1	2	3	1	1
11	LOWE, Trey	g	0	0	0	0	0	0	0	0	0	0	0	0
TEAM						1	1							
Totals.....			23	69	5	22	14	20	7	37	44	16	65	10

TOTAL FG% 1st Half: 10-34 29.4% 2nd Half: 12-30 40.0% Game: 33.3% DEADBALL
3-Pt. FG% 1st Half: 4-12 33.3% 2nd Half: 1-7 14.3% Game: 22.7% REBOUNDS
F Throw % 1st Half: 8-10 80.0% 2nd Half: 4-6 66.7% Game: 70.0% 3

Officials: Brian O'Connell, Clarence Armstrong, Tim Nestor
Technical fouls: Saint Joseph's-None. Temple-None.
Attendance: 6,194

Score by Periods	1st	2nd	OT	Total
Saint Joseph's	34	27	5	66
Temple	32	29	4	65

Game 10: December 19, 2015 - Hagan Arena

SJU 79 - Illinois State 65

DeAndre' Bembry had 16 points, nine rebounds and seven assists and **Isaiah Miles** added 16 as Saint Joseph's used a balanced effort to defeat Illinois State, 79-65, at Hagan Arena in the first-ever meeting between the two schools. Bembry shot 6-for-9 from the field and made a season-high 4-of-6 three-pointers as the Hawks made a season-best 15 three-point field goals. **Shavar Newkirk** tied his career-high with 13 points, **James Demery** added 12 points on a perfect shooting game - going 4-for-4 from the field, making one three point attempt and hitting 3-of-3 from the foul line. **Aaron Brown** scored 11 for the Hawks. Saint Joseph's led by as much as 11 points in the first half, 18-7, but Illinois State went on a 15-3 run to take its only lead, 23-22. Demery hit a pair of free throws to return the lead back to the Hawks and start what would be a 24-4 run. Newkirk then hit a three-pointer, followed by two threes from Bembry and another by Newkirk at 2:53 to give SJU a 35-26 lead. After a layup by Brown, Bembry connected on his third three-pointer in a span of four minutes while Demery came up with a steal, layup and free throw with :02 left to give SJU a 45-26 lead at halftime. The Hawks kept it going after the break, starting the second half with an 11-4 run, led by two three-pointers from Miles and one from Newkirk to go up 56-30. Miles, Bembry and Brown followed with consecutive three-pointers to give SJU a 62-33 lead. SJU's biggest lead of the game was 74-42 on a pair of three throws by Miles at the 7:56 mark. Illinois State ended the game with a 23-5 run to provide the final margin.

Illinois State 5-7

##	Player	tot-fg		3-pt		rebounds		pf	tp	a	to	blk	s	min
		fg	fga	fg	fga	of	de							
02	BREWER, Quintin	f	2	3	0	0	0	0	1	0	1	1	4	0
11	MCINTOSH, MiKyle	f	6	14	3	9	1	2	0	7	7	4	16	3
23	HAWKINS, Deontae	f	5	11	0	3	0	0	0	0	1	10	1	0
01	LEE, Paris	g	4	8	2	5	1	2	0	1	1	2	11	4
44	AKOON-PURCELL	g	4	10	0	1	4	4	3	4	7	2	12	0
00	BANYARD, Nick	g	1	5	0	2	1	2	3	1	4	0	3	0
03	EVANS, Keyshawn	g	0	0	0	0	0	0	0	0	0	0	1	0
04	NDIAYE, Daouda	g	1	1	0	0	0	0	1	1	2	0	2	0
12	WILLS, Tony	g	1	4	1	2	0	0	0	2	2	3	3	1
15	MCCLOUD, Justin	g	0	1	0	1	0	0	0	0	0	1	0	0
35	GRIFFIN, Roland	g	2	7	0	3	0	0	2	3	5	0	4	0
TEAM						3	2							
Totals.....			26	64	6	26	7	10	13	21	34	15	65	10

TOTAL FG% 1st Half: 11-30 36.7% 2nd Half: 15-34 44.1% Game: 40.6% DEADBALL
3-Pt. FG% 1st Half: 2-12 16.7% 2nd Half: 4-14 28.6% Game: 23.1% REBOUNDS
F Throw % 1st Half: 2-4 50.0% 2nd Half: 5-6 83.3% Game: 70.0% 6

Saint Joseph's 8-2

##	Player	tot-fg		3-pt		rebounds		pf	tp	a	to	blk	s	min
		fg	fga	fg	fga	of	de							
15	MILES, Isaiah	f	4	11	3	5	5	0	3	3	2	16	0	1
24	OLIVA, P	f	1	5	0	2	0	0	2	2	2	2	2	0
43	BEMBRY, DeAndre'	f	6	9	4	6	0	0	0	9	2	16	7	3
01	NEWKIRK, Shavar	g	4	7	3	5	2	3	1	3	4	0	13	6
02	BROWN, Aaron	g	5	8	1	3	0	0	2	1	3	2	11	3
00	KIMBLE, Lamarr	g	0	3	0	1	0	0	0	0	0	1	0	1
03	BOOTH, Mike	g	0	1	0	1	0	0	0	0	0	0	0	0
11	CLOVER, Chris	g	1	3	1	3	0	0	0	0	0	0	3	0
12	NDAAO, Papa	g	2	5	2	5	0	0	0	2	2	2	6	0
20	CASPER, Brendan	g	0	2	0	1	0	0	1	0	1	0	0	0
21	THOMPSON, Kyle	g	0	0	0	0	0	0	0	2	2	0	0	0
23	LODGE, Markell	g	0	0	0	0	0	0	1	0	1	0	0	0
25	DEMERY, James	g	4	4	1	1	3	3	1	1	2	1	12	2
34	BAUMANN, Javon	g	0	0	0	0	0	0	0	0	0	0	0	0
TEAM						2	2							
Totals.....			27	58	15	33	10	11	8	25	33	12	79	21

TOTAL FG% 1st Half: 16-32 50.0% 2nd Half: 11-26 42.3% Game: 46.6% DEADBALL
3-Pt. FG% 1st Half: 8-16 50.0% 2nd Half: 7-17 41.2% Game: 45.5% REBOUNDS
F Throw % 1st Half: 5-5 100% 2nd Half: 5-6 83.3% Game: 90.9% 0

Officials: Kenneth Turner, Paul Huovinen, Evon Burroughs
Technical fouls: Illinois State-TEAM. Saint Joseph's-None.
Attendance: 3,516

Score by Periods	1st	2nd	Total
Illinois State	26	39	65
Saint Joseph's	45	34	79

Game 11: December 22, 2015 - Barclays Center - Brooklyn, N.Y.

ACC-Atlantic 10 Doubleheader

SJU 79 - Virginia Tech 62

Isaiah Miles shattered his previous career high, pouring in 36 points, while tying his career best with 15 rebounds to lead Saint Joseph's to a 79-62 victory over Virginia Tech in the ACC-Atlantic 10 Doubleheader at the Barclays Center. **DeAndre' Bembry** added 22 points and seven rebounds as the Hawks extended their winning streak to five games. **James Demery** added seven rebounds off the bench, while **Pierfrancesco Oliva** posted a team-high five assists with no turnovers. SJU led early on and after Virginia Tech closed to within 12-11 with 11:06 remaining in the first half, the Hawks went on a 15-2 run to open up a 27-13 lead with 4:46 to go. VT got back within nine with three minutes to go, but Saint Joseph's went back on top by double digits on a three-pointer by Bembry at the other end. The lead remained there until a three-point play by the Hokies at :03 sent the Hawks to the locker room with a 35-26 edge. Virginia Tech closed to within six early in the second but Miles scored the next five points of the game to extend the margin. Miles would score the Hawks' first nine points of the half - he would go on to tally 25 in the frame - before a pair of three-pointers from **Shavar Newkirk** extended the advantage to 50-38 with 14:39 to go. After three from **Aaron Brown** and Miles extended the lead to 56-40, the Hokies scored seven in a row, to get back within nine with 12:20 remaining. However, Miles answered with six consecutive points to push the margin back to 62-47 with 10:21 to go. The Hawks would stretch the run to 11-2 to go up 67-49 and then a pair of free throws by Bembry and Miles' third three-pointer of the day gave the Hawks their largest lead of the day at 72-52 with six minutes to play.

Saint Joseph's 9-2

##	Player	tot-fg		3-pt		rebounds		pf	tp	a	to	blk	s	min
		fg	fga	fg	fga	of	de							
15	MILES, Isaiah	f	11	18	3	5	11	12	8	7	15	2	36	0
24	OLIVA, P	f	0	3	0	1	0	0	1	2	3	1	0	5
43	BEMBRY, DeAndre'	f	9	19	2	6	2	4	1	6	7	1	22	2
01	NEWKIRK, Shavar	g	3	9	2	5	0	0	0	1	1	0	8	2
02	BROWN, Aaron	g	1	1	1	1	0	0	0	0	3	3	2	1
00	KIMBLE, Lamarr	g	0	4	0	0	1	2	0	1	1	3	0	0
03	BOOTH, Mike	g	0	0	0	0	2	2	0	0	0	1	2	0
11	CLOVER, Chris	g	0	2	0	0	1	2	0	1	1	1	0	1
12	NDAAO, Papa	g	0	2	0	2	0	0	0	1	1	2	0	0
20	CASPER, Brendan	g	0	0	0	0	0	0	0	0	0	0	0	0
21	THOMPSON, Kyle	g	0	0	0	0	0	0	0	1	1	0	0	0
25	DEMERY, James	g	2	6	0	1	1	1	1	6	7	2	5	0
32	WILLIAMS, Jai	g	0	0	0	0	0	0	0	1	1	0	0	0
34	BAUMANN, Javon	g	0	2	0	0	1	2	2	0	2	1	1	0
TEAM						6	2							
Totals.....			26	66	8	21	19	25	19	29	48	17	79	15

GAME RECAPS

TOTAL FG% 1st Half: 13-37 35.1%
3-Pt. FG% 1st Half: 2-11 18.2%
F Throw % 1st Half: 7-11 63.6%

2nd Half: 13-29 44.8%
2nd Half: 6-10 60.0%
2nd Half: 12-14 85.7%

Game: 39.4%
Game: 38.1%
Game: 76.0%

DEADBALL
REBOUNDS
3

Game 13: January 2, 2016 - Robins Center - Richmond, Va. SIU 77 - Richmond 73

DeAndre' Bembry's fadeaway jumper at 26.9 seconds to go proved to be the gamewinner as Saint Joseph's won its seventh in a row, defeating Richmond, 77-73, at the Robins Center in the A-10 opener. Bembry's shot put the Hawks up 75-73 and he rebounded a Richmond miss with 2.5 seconds left, and hit a pair of free throws to provide the final margin. **Isaiah Miles** led SIU with 17 points and a career-high 16 rebounds, while Bembry finished with 16 points.

Papa Ndao had 11 points and a career-high eight rebounds, while **Shavar Newkirk** and **James Demery** scored 10 points apiece. SIU trailed for most of the second half and was down, 61-56, with 10:00 to go. The Hawks went on an 8-3 run, tying the game on a three-pointer by Bembry with 7:04 remaining. Miles hit a pair of free throws to put SIU up 66-64 for only the second time in the half. Bembry expanded the Hawks lead to 68-64, followed by a pair of free throws from Newkirk, to give SIU a 70-64 lead at 4:10. A three-pointer at 3:48 pulled Richmond within 70-67 at 3:48, but SIU maintained a three-point lead as the teams traded baskets and Bembry made one of two free throws to put SIU up, 73-69. Bembry was fouled on a three-point attempt at 1:56, but missed all three foul shots. UR turned over the ball on its next possession, but the Hawks did the same, committing a 10-second violation at 1:00. Richmond's ShawnDre' Jones then forced the 73-73 tie with a layup at :49. Richmond led 37-32 at halftime and came out strong at the start of the second, taking its largest lead of the game, 48-39. A three from Demery and a three-point play by Miles helped the Hawks cut their deficit to 50-47. In the first half, UR jumped out to a 13-5 lead, but the Hawks used a 7-0 run to cut it to 13-12. SIU's 15-5 run gave them a 22-16 lead. The Spiders regained the lead, 29-27, with a 9-0 run, but the Hawks took it back with a three from Ndao. The teams traded leads until Richmond scored six straight and held a 37-32 halftime lead.

Saint Joseph's 11-2 (1-0 A-10)

Saint Joseph's 11-2 (1-0-16)																		
##	Player	fg	fga	3-pt	fg	fga	ft	fta	rebounds			tp	a	to	blk	s	min	
		f	g	f	g	f	f	a	o	d	t	p						
15	MILES, Isaiah	f	6	13	2	4	3	3	5	11	16	1	17	1	0	0	39	
24	OLIVA, P	f	3	4	1	2	0	0	1	3	4	0	7	3	2	0	14	
43	BEMBRY, DeAndre'	f	5	13	2	3	4	9	2	4	6	3	16	6	2	0	37	
01	NEWKIRK, Shavar	g	2	5	1	2	5	6	0	0	0	0	10	4	1	0	27	
02	BROWN, Aaron	g	3	7	0	1	0	0	0	2	2	3	6	1	3	0	1	27
00	KIMBLE, Lamarr		0	4	0	1	0	0	0	1	1	0	0	2	0	0	14	
11	CLOVER, Chris		0	0	0	0	0	0	0	0	0	0	0	0	0	0	3	
12	NDAO, Papa		4	9	3	6	0	0	1	7	8	4	11	0	1	0	19	
25	DEMERY, James		4	5	2	2	0	0	0	1	1	3	10	0	0	0	20	
34	BAUMANN, Javon		0	0	0	0	0	0	0	0	0	1	0	0	0	0	0+	
TEAM									2	2					2			
Totals.....			27	60	11	21	12	18	11	29	40	15	77	17	10	1	3	200

TOTAL FG% 1st Half: 12-33 36.4%

3-Pt. FG% 1st Half: 5-12 41.7%

F Throw % 1st Half: 3-4 75.0%

2nd Half: 15-27 55.6%

2nd Half: 6-9 66.7%

2nd Half: 9-14 64.3%

Game: 45.0%

Game: 52.4%

Game: 66.7%

DEADBALL

REBOUNDS

3

Richmond 8-5 (0-1 A-10)

		tot-fg		3-pt		rebounds											
##	Player	f	fga	fg	fga	ft	fta	of	de	tot	pf	tp	a	to	blk	s	min
10	CLINE, T.J.	f	5	14	0	2	3	6	1	3	4	4	13	7	3	0	36
11	TAYLOR, Deion	f	1	2	1	1	0	0	0	8	8	3	3	2	1	4	0
15	ALLEN, Terry	f	9	16	2	4	1	3	4	4	8	2	21	1	3	1	34
03	JONES, ShawnDre'	g	8	17	4	9	2	2	0	5	5	4	22	3	0	0	37
05	DAVIS, Trey	g	0	1	0	1	0	0	1	0	1	1	0	2	1	0	30
02	FORE, Khwan		5	6	1	1	3	3	2	3	5	1	14	1	2	0	21
24	WOOD, Marshall		0	5	0	5	0	0	0	1	1	2	0	0	0	0	14
TEAM												1					
Totals.....			28	61	8	23	9	14	8	25	33	17	73	16	10	5	200

TOTAL FG% 1st Half: 15-32 46.9%

3-Pt. FG% 1st Half: 5-14 35.7%

F Throw % 1st Half: 2-2 100%

2nd Half: 13-29 44.8%

2nd Half: 3-9 33.3%

2nd Half: 7-12 58.3%

Game: 45.9%

Game: 34.8%

Game: 64.3%

DEADBALL

REBOUNDS

1

Officials: Mark Schnur, Nathan Farrell, Kenneth Turner

Technical fouls: Saint Joseph's-None. Richmond-None.

Attendance: 7,048

Score by Periods

Saint Joseph's

Richmond

Virginia Tech 8-4

		tot-fg		3-pt		rebounds												
##	Player	f	fg	fga	f	fga	ft	fta	of	de	tot	pf	tp	a	to	blk	s	min
15	Clarke, Chris	f	3	5	0	0	1	1	0	4	4	3	7	1	1	1	0	16
32	LeDay, Zach	f	4	9	0	0	2	3	4	7	11	4	10	1	4	4	2	35
04	Allen, Seth	g	7	16	3	7	1	2	0	4	4	2	18	1	5	0	2	32
10	Bibbs, Justin	g	4	9	0	2	0	0	0	0	0	4	8	1	0	0	0	35
11	Wilson, Devin	g	0	4	0	3	1	2	1	3	4	2	1	3	2	0	0	26
00	Henry, Shane		0	1	0	0	0	0	0	0	0	0	0	0	0	0	0	0+
05	Robinson, Justin		2	3	1	1	0	0	0	1	1	4	5	0	1	0	1	11
22	Hamilton, Johnny		0	2	0	0	0	0	0	0	0	0	0	1	0	2	0	9
23	Hudson, Jalen		3	9	0	4	1	1	1	2	3	1	7	0	1	1	1	22
24	Blackshear Jr., K.		2	4	0	0	2	2	1	2	3	4	6	0	1	0	0	14
TEAM										2	2							
Totals.....			25	62	4	17	8	11	9	23	32	24	62	8	15	8	6	200

TOTAL FG% 1st Half: 11-29 37.9%

3-Pt. FG% 1st Half: 1-7 14.3%

F Throw % 1st Half: 3-4 75.0%

2nd Half: 14-33 42.4%

2nd Half: 3-10 30.0%

2nd Half: 5-7 71.4%

Game: 40.3%

Game: 23.5%

Game: 72.7%

DEADBALL

REBOUNDS

3

Officials: Tim Nestor, Gary Prager, Louie Andrakakos

Technical fouls: Saint Joseph's-None. Virginia Tech-None.

Attendance:

Score by Periods

Saint Joseph's

Virginia Tech

Game 12: December 29, 2015 - Hagan Arena SIU 78 - Maryland Eastern Shore 68

Isaiah Miles scored 17 points and **DeAndre' Bembry** had 15 points and nine rebounds to lead Saint Joseph's to a 78-68 win over Maryland Eastern Shore for its sixth straight win. **James Demery** added 11 points off the bench while **Papa Ndao** had nine points. Saint Joseph's held onto the win despite 50 percent shooting by UMES in the second half. Leading 36-33 at halftime, the Hawks quickly took a 42-33 lead but UMES to cut its deficit to 44-40 with 15:20 to play. Although the four-point margin was the closest UMES would get the rest of the way, the visitors hung around the entire half, making 13 of their first 18 field goal attempts. After SIU went up 61-51 with 8:20 to play, UMES cut it to 61-56, and would come within five points seven more times in the half. The Hawks led 66-56 with 6:25 left and UMES went on a quick 7-2 run to cut it to 68-63 at 4:33. After a dunk by Bembry gave SIU a 73-65 lead with 1:42 to play, UMES pulled within five, 73-68, at 1:29. But Saint Joseph's would close out the game with four points from Miles and a free throw by Demery at :15 to provide the final margin. In the first half, the Hawks jumped out to a quick 14-6 lead and then expanded it to 25-14 on a jumper by **Aaron Brown** at 6:55. Saint Joseph's then took its biggest lead of the game, 30-16, on a three-pointer by Miles at 5:06. The Hawks would then go without a point for close to three minutes while UMES scored 11 straight points to cut its deficit to 33-27 and trailed at halftime, 36-33.

Maryland Eastern Shore 3-11

		tot-fg		3-pt		rebounds											
##	Player	fg	fga	fg	fga	ft	fta	of	de	tot	pf	tp	a	to	blk	s	min
12	RANDALL,Shane f	1	3	0	0	0	0	1	1	2	4	2	0	1	0	0	6
21	COPELAND,Bakari f	3	10	3	6	2	2	0	7	7	2	11	2	2	0	0	28
32	ELLIOTT,Dominique f	7	15	1	2	1	3	5	4	9	3	16	2	4	0	1	38
02	RIVERA,Thomas g	1	8	0	3	0	0	0	3	3	1	2	8	2	0	1	32
04	MARTIN,Devin g	9	18	3	8	2	2	1	4	5	5	23	2	1	0	1	37
00	ANDINO,Ryan	5	9	4	8	0	0	0	0	0	0	14	1	0	0	1	28
03	BLACKMON,Mark	0	0	0	0	0	0	1	1	2	0	0	0	0	0	0	7
20	CALDWELL,Dontae	0	0	0	0	0	0	1	3	4	2	0	2	1	1	0	9
24	PECK,Derrico	0	0	0	0	0	0	0	1	1	1	0	0	0	4	1	13
35	TAYLOR,Isaac	0	1	0	0	0	0	0	0	0	1	0	0	0	0	0	2
TEAM								2	1	3	1						
Totals.....		26	64	11	27	5	7	11	25	36	20	68	17	11	5	5	200

TOTAL FG% 1st Half: 11-34 32.4%

3-Pt. FG% 1st Half: 6-16 37.5%

F Throw % 1st Half: 5-7 71.4%

2nd Half: 15-30 50.0%

2nd Half: 5-11 45.5%

2nd Half: 0-0 0.0%

Game: 40.6%

Game: 40.7%

Game: 71.4%

DEADBALL

REBOUNDS

1

Saint Joseph's 10-2

GAME RECAPS

Game 14: January 5, 2016 - Hagan Arena
VCU 85 - SJU 82

VCU fought back from a 13-point deficit and defeated Saint Joseph's, 85-82, at Hagan Arena to end the Hawks' seven-game winning streak. The loss ruined a 31-point effort by **Isaiah Miles**, his second 30-plus point game of the year. **DeAndre' Bembry** added 17 points, seven rebounds and eight assists for the Hawks, while **James Demery** chipped in 11. Despite leading most of the second half, Saint Joseph's missed 10 free throws in the period, including three in the final three minutes as the Hawks were clinging to the lead. SJU finished 17-for-29 from the line in the game. With SJU leading 76-70 at 2:53, VCU's Mo Alie-Cox started a 10-point spurt and put the Rams up 78-77 at 1:34. Bembry tied it with a free throw but Alie-Cox scored another to give VCU the 80-78 lead. Demery scored the Hawks' final four points while a VCU free throw at :06 to ice the win. The Hawks had one more try but Bembry's long-distance attempt at the buzzer was off the mark. Saint Joseph's trailed 38-35 at halftime, but the Hawks came out flying in the second half, running off 13 straight points to take a 48-38 lead as Miles hit for seven points. VCU broke its scoreless string with a basket at 16:10 to cut it to 48-40. Miles connected on three straight three-pointers in a two-minute span to give SJU a 67-55 lead and the Hawks took a 13-point margin for the second time, 70-57 after a free throw by Bembry at 7:11. From there, VCU chipped away, outscoring the Hawks, 21-7, while SJU committed three of its 18 turnovers and missed three foul shots as the Rams took the lead, 78-77.

VCU 10-5 (2-0 A-10)

##	Player	tot-fg		3-pt		rebounds		pf	tp	a	to	blk	s	min
		fg	fga	fg	fga	of	de							
11	GILMORE, Michael	f	2	5	0	3	0	0	0	3	1	4	0	9
12	ALIE-COX, Mo	f	6	7	0	0	2	3	1	4	5	2	14	2
01	LEWIS, JeQuan	g	7	12	3	7	2	2	0	6	6	3	19	6
20	BURGESS, Jordan	g	1	6	0	3	2	4	1	3	4	3	4	1
32	JOHNSON, Melvin	g	8	17	5	12	4	5	1	6	7	2	25	1
04	TILLMAN, Justin	g	1	2	0	0	0	0	1	1	2	0	2	0
05	BROOKS, Doug	g	3	7	2	6	0	0	1	1	2	5	8	2
10	WILLIAMS, Jonathan	g	0	2	0	0	0	0	0	0	0	2	0	1
23	HAMDY MOHAMED, A	g	2	6	0	0	0	1	0	1	1	3	4	0
24	BILLBURY, Korey	g	2	9	0	2	1	2	5	3	8	3	5	0
TEAM						1	1	2						
Totals.....		32	73	10	33	11	17	11	29	40	24	85	13	8

TOTAL FG% 1st Half: 15-37 40.5% 2nd Half: 17-36 47.2% Game: 43.8% DEADBALL
3-Pt. FG% 1st Half: 4-16 25.0% 2nd Half: 6-17 35.3% Game: 30.3% REBOUNDS
F Throw % 1st Half: 4-6 66.7% 2nd Half: 7-11 63.6% Game: 64.7% 1

Saint Joseph's 11-3, (1-1 A-10)

##	Player	tot-fg		3-pt		rebounds		pf	tp	a	to	blk	s	min
		fg	fga	fg	fga	of	de							
15	MILES, Isaiah	f	11	14	4	6	5	7	3	6	9	3	31	1
24	OLIVA, P	f	2	3	1	1	1	0	0	4	4	2	6	3
43	BEMBRY, DeAndre'	f	6	19	1	6	4	9	2	5	7	2	17	8
01	NEWKIRK, Shavar	g	2	6	0	2	5	7	1	1	2	0	9	3
02	BROWN, Aaron	g	2	7	1	2	1	2	0	3	3	3	6	1
00	KIMBLE, Lamarr	g	1	3	0	1	0	0	0	1	1	1	2	0
12	NDAO, Papa	g	0	0	0	0	0	0	0	4	4	1	0	1
25	DEMERY, James	g	5	11	0	1	1	3	3	4	7	2	11	1
TEAM						2	7	9						
Totals.....		29	63	7	19	17	29	11	35	46	14	82	18	13

TOTAL FG% 1st Half: 12-33 36.4% 2nd Half: 17-30 56.7% Game: 46.0% DEADBALL
3-Pt. FG% 1st Half: 3-13 23.1% 2nd Half: 4-6 66.7% Game: 36.8% REBOUNDS
F Throw % 1st Half: 8-10 80.0% 2nd Half: 9-19 47.4% Game: 58.6% 6

Officials: Ed Corbett, Paul Faia, Joe Lindsay
Technical fouls: VCU-None. Saint Joseph's-None.
Attendance: 3,752

Score by Periods 1st 2nd Total
VCU 38 47 85
Saint Joseph's 35 47 82

Game 15: January 10, 2016 - Hagan Arena
SJU 72 - Rhode Island 67

DeAndre' Bembry scored a game-high 22 points and **Aaron Brown** tallied 19 to lead Saint Joseph's to a 72-67 win over Rhode Island at Hagan Arena. Bembry also had seven rebounds, five assists and three steals while notching the 20th 20-plus point game of his career. Brown was a perfect 4-for-4 from three-point range while **Isaiah Miles** added 10 points for SJU. The game was tied at the half, 38-38, but Saint Joseph's came out strong after the break, going on a 10-2 run, fueled by a pair of threes from Bembry, to take a 48-40 lead. The Hawks increased it to their biggest margin of the game, 52-43, on a layup by Miles at 13:30, but that would be the last SJU points for a span of over seven minutes. Rhode Island shut down SJU for 7:25 while going on a 10-0 run to take a 53-52 lead, for what would be its only edge of the half. **James Demery** answered with a three-point play at 6:07 to regain the lead for the Hawks, 55-53, at 6:08. Bembry had a hand in the next eight Hawks' points, assisting on a pair of threes by Brown, and converting a layup at 2:22 to give SJU a 65-58 advantage. Saint Joseph's would hold onto the lead thanks to 7-for-8 foul shooting in the final 1:43, with four from **Shavar Newkirk**. The first half was tight with 16 lead changes, nine ties and neither team holding a lead of more than four points. SJU had a 38-34 lead with 3:55 to go, but Martin scored fourth straight to knot the game 38-38 at the half. Rhode Island hit 51.9 percent but the Hawks had only three turnovers.

Rhode Island 10-6 (2-1 A-10)

##	Player	tot-fg		3-pt		rebounds		pf	tp	a	to	blk	s	min
		fg	fga	fg	fga	of	de							
12	MARTIN, Hassan	f	8	15	0	1	4	5	3	5	8	2	20	0
23	IVERSON, Kuran	f	5	7	3	4	0	0	0	2	2	4	13	0
01	GARRETT, Jarvis	g	4	11	2	5	2	4	0	5	5	2	12	6
04	McGLYNN, Four	g	1	5	1	4	4	4	0	2	2	4	7	1
32	TERRELL, Jared	g	3	5	0	1	0	0	0	0	0	4	6	2
25	THOMPSON, C	g	1	2	1	2	0	0	0	4	4	3	3	2
33	WATSON, Earl	g	2	4	0	0	2	2	2	3	5	1	6	0
45	AKELE, Nicola	g	0	3	0	2	0	0	1	2	3	4	0	1
TEAM						3	3							
Totals.....		24	52	7	19	12	15	6	26	32	24	67	12	16

TOTAL FG% 1st Half: 14-27 51.9% 2nd Half: 10-25 40.0% Game: 46.2% DEADBALL
3-Pt. FG% 1st Half: 4-12 33.3% 2nd Half: 3-7 42.9% Game: 36.8% REBOUNDS
F Throw % 1st Half: 6-9 66.7% 2nd Half: 6-6 100% Game: 80.0% 1

Saint Joseph's 12-3 (2-1 A-10)

##	Player	tot-fg		3-pt		rebounds		pf	tp	a	to	blk	s	min
		fg	fga	fg	fga	of	de							
15	MILES, Isaiah	f	4	5	0	0	2	2	1	2	3	4	10	0
24	OLIVA, P	f	1	5	0	2	2	3	3	6	2	4	1	0
43	BEMBRY, D	f	9	21	2	5	2	4	1	6	7	3	22	5
01	NEWKIRK, Shavar	g	1	5	0	1	5	8	1	3	4	1	7	1
02	BROWN, Aaron	g	7	11	4	4	1	2	1	0	1	2	19	1
00	KIMBLE, Lamarr	g	1	3	1	3	0	0	0	0	2	3	2	0
12	NDAO, Papa	g	0	3	0	2	0	0	0	1	1	3	0	2
25	DEMERY, James	g	2	4	0	0	3	4	1	3	4	0	7	1
34	BAUMANN, Javon	g	0	0	0	0	0	0	0	0	0	0	0	1
TEAM						3	5	8						
Totals.....		25	57	7	17	15	23	11	23	34	17	72	13	9

TOTAL FG% 1st Half: 14-32 43.8% 2nd Half: 11-25 44.0% Game: 43.9% DEADBALL
3-Pt. FG% 1st Half: 3-10 30.0% 2nd Half: 4-7 57.1% Game: 41.2% REBOUNDS
F Throw % 1st Half: 7-11 63.6% 2nd Half: 8-12 66.7% Game: 65.2% 4

Officials: Bill McCarthy, Nathan Farrell, Jeffrey Anderson
Technical fouls: Rhode Island-None. Saint Joseph's-None.
Attendance: 4,080

Score by Periods 1st 2nd Total
Rhode Island 38 29 67
Saint Joseph's 38 34 72

Game 16: January 13, 2016 - EagleBank Arena - Fairfax, Va.
SJU 87 - George Mason 73

Isaiah Miles had 26 points and 10 rebounds and **DeAndre' Bembry** posted 16 points, 11 rebounds and eight assists to lead Saint Joseph's to an 87-73 win over George Mason. Miles connected on 8-of-10 from the field and was 8-for-8 from the foul line for the Hawks. **Papa Ndao**, who made his first start of the season in place of the injured **Pierfrancesco Oliva** (ankle), matched his career-high with 13 points. **Shavar Newkirk** added 12 points for SJU while going 8-for-10 from the foul line while **James Demery** had 13. After a 54 percent shooting performance in the first half, the Hawks went just 9-for-31 in the second, allowing George Mason to stay within 10 points for most of the half, while coming as close as six points. With SJU leading 72-65, Ndao hit back-to-back threes with under three minutes to play to give SJU a 78-67 lead. From there, the Hawks went 9-for-11 from the line down the stretch to seal the win. Saint Joseph's was in control in the first half, holding a 46-35 halftime lead. But GMU ran off the first eight points of the second half to pull within 46-43, until Bembry ended the 8-0 run with a layup at 16:50, and followed with a dunk to push SJU's lead to 50-43. Demery hit his third three of the game to give SJU a 59-46 lead and jumper by Miles extended it to 61-48. Mason cut its deficit to 65-58, but **Javon Baumann** blocked a shot that led to a Hawks' fastbreak, with Demery converting the layup to give SJU a 67-58 cushion. A three-pointer brought the Patriots within 67-61 with over six minutes left, but a 5-2 Saint Joseph's run kept the Hawks ahead, 72-63. Saint Joseph's was out of the gate quickly, hitting 7-of-9 shots to start the game and building up a 19-8 lead. Mason made an 8-0 run to pull within 19-16, but Bembry ended the streak with a three-pointer to give Saint Joseph's a 22-16 edge. The Patriots answered back and pulled within one, but the Hawks used a run of three-pointers – two each from Demery and Miles – to maintain a 34-26 lead. A three-point play by Ndao and a three-pointer by Bembry extended SJU's lead to its biggest of the half, 40-26, at 4:26. Despite four straight from Mason, the Hawks still went into halftime with a 46-35 lead.

Saint Joseph's 13-3 (3-1 A-10)

##	Player	tot-fg		3-pt		rebounds		pf	tp	a	to	blk	s	min
		fg	fga	fg	fga	of	de							
12	NDAO, Papa	f	4	10	3	8	2	3	1	9	10	3	26	0
15	MILES, Isaiah	f	8	11	2	4	8	8	1	3	8	11	4	1
43	BEMBRY, DeAndre'	f	7	14	2	5	0	1	3	8	11	4	16	8
01	NEWKIRK, Shavar	g	2	6	0	2	8	10	1	0	1	2	12	3
02	BROWN, Aaron	g	1	8	1	5	1	2	0	2	2	4	3	0
00	KIMBLE, Lamarr	g	0	5	0	3	2	2	0	0	0	0	2	1
25	DEMERY, James	g	4	7	3	4	2	2	0	2	2	13	0	0
34	BAUMANN, Javon	g	0	1	0	0	1	2	1	1	2	1	1	0
TEAM						2	4	6						
Totals.....		26	62	11	31	24	30	9	27	36	16	87	17	8

TOTAL FG% 1st Half: 17-31 54.8% 2nd Half: 9-31 29.0% Game: 41.9% DEADBALL
3-Pt. FG% 1st Half: 8-15 53.3% 2nd Half: 3-16 18.8% Game: 35.5% REBOUNDS
F Throw % 1st Half: 4-6 66.7% 2nd Half: 20-24 83.3% Game: 80.0% 4

George Mason 6-11 (0-4 A-10)

##	Player	tot-fg		3-pt		rebounds		pf	tp	a	to	blk	s	min
		fg	fga	fg	fga	of	de							
14	THOMPSON, S	c	3	9	0	0	5	6	4	7	11	3	11	0
01	ABRAM, DeAndre	g	2	8	1	5	1	2	1	2	1	6	0	2

GAME RECAPS

04 LIVINGSTON, Otis	g	6	11	1	4	1	2	0	2	2	4	14	4	2	0	0	35
05 GRAYER, Jaire	g	3	9	2	8	0	0	0	2	2	4	8	0	1	0	0	31
22 MOORE, Marquise	g	7	11	0	1	7	11	0	7	7	4	21	1	0	0	0	33
02 MURRELL, Kameron	g	2	0	2	0	0	0	0	1	1	1	0	1	1	0	0	14
10 GUJANICIC, Marko	g	3	5	1	3	0	0	3	5	8	1	7	1	1	0	0	29
31 JENKINS, Jalen	g	3	3	0	0	0	0	0	0	0	5	6	0	1	0	2	11
TEAM									4	4	1			1			
Totals.....		27	58	5	23	14	21	8	29	37	24	73	7	13	0	2	200

TOTAL FG% 1st Half: 14-30 46.7% 2nd Half: 13-28 46.4% Game: 46.6% DEADBALL
 3-Pt. FG% 1st Half: 3-14 21.4% 2nd Half: 2-9 22.2% Game: 21.7% REBOUNDS
 F Throw % 1st Half: 4-4 100% 2nd Half: 10-17 58.8% Game: 66.7% 3

Officials: Sean Hull, Edwin Young, Rob Riley
 Technical fouls: Saint Joseph's-None. George Mason-TEAM.
 Attendance: 3,044

Score by Periods 1st 2nd Total
 Saint Joseph's 46 41 87
 George Mason 35 38 73

Game 17: January 16, 2016 - Hagan Arena SJU 80 - Fordham 55

DeAndre' Bembry had 26 points and 12 rebounds to lead five players in double figures as Saint Joseph's defeated Fordham, 80-55, to post its third consecutive win and 10th in the past 11 games. Bembry connected on 11-for-17 from the field and handed out three assists as the Hawks recorded their largest winning margin of the year. **Aaron Brown** added 12 points and six rebounds, **James Demery** scored 11 points off the bench and **Lamarr Kimble** and **Isaiah Miles** added 10 points apiece. Saint Joseph's was in control from the start, up by 10 (14-4) in the first seven minutes. Fordham cut it to 26-20 with 6:45 to play but Bembry, who had 14 points in the half on 6-of-9 shooting scored eight points in a 12-6 Hawks' run that gave them a 38-26 lead at halftime. Both teams shot 45 percent in the first half, but the Hawks opened it up in the second, hitting 51.7 percent from the field. The Hawks opened up a 20-point lead, 48-28, on a dunk by Bembry with the feed from Kimble. Saint Joseph's expanded on that with a 13-3 run, with five from Demery, to take a 61-31 with 8:50 left. SJU's biggest lead of the game came with 3:36 to play when **Brendan Casper** hit his first three-pointer of the season. All 16 players in uniform saw action for SJU for the first time this season.

Fordham 10-6 (1-4 A-10)

Columbian 10-6 (1-4-10)																		
##	Player	fg	fga	3-pt	fg	fga	ft	fta	rebounds				tp	a	to	blk	s	min
30	RHOOMES, Ryan	f	4	5	0	0	2	2	2	4	6	4	10	1	6	1	1	23
43	SENGELDER, Chris	f	6	11	1	4	0	0	3	4	7	2	13	1	2	1	0	35
00	ANDERSON, A	g	3	7	1	3	1	3	0	2	2	2	8	2	4	1	0	38
10	SEVERE, Jon	g	5	11	3	7	0	0	1	1	2	4	13	1	0	0	1	27
23	THOMAS, Mandell	g	4	14	0	5	0	0	1	5	6	1	8	1	1	0	5	36
01	SMITH, Nych	g	0	0	0	0	0	0	0	0	0	0	0	0	0	0	0	1
03	ZARKOVIC, Nemanja	g	1	6	1	5	0	0	0	1	1	5	3	3	0	1	0	22
21	BUNTING, Jesse	g	0	0	0	0	0	0	0	1	1	0	0	0	1	0	0	2
33	PEKAREK, David	g	0	2	0	2	0	0	0	1	1	2	0	1	0	0	0	14
42	CANTY, Ryan	g	0	0	0	0	0	0	0	0	0	0	0	0	0	1	0	2
TEAM										1	1							
Totals.....			23	56	6	26	3	5	7	20	27	20	55	10	15	5	7	200

TOTAL FG% 1st Half: 11-24 45.8% 2nd Half: 12-32 37.5% Game: 41.1% DEADBALL
 3-Pt. FG% 1st Half: 2-9 22.2% 2nd Half: 4-17 23.5% Game: 23.1% REBOUNDS
 F Throw % 1st Half: 2-2 100% 2nd Half: 1-3 33.3% Game: 60.0% 2

Saint Joseph's 14-3 (4-1 A-10)

##		Player	tot-fg		3-pt		rebounds														
			fg	fga	fg	fga	ft	fta	of	de	tot	pf	tp	a	to	blk	s	min			
12		NDAO, Papa	f	0	3	0	2	0	0	3	3	1	0	2	2	0	2	25			
15		MILES, Isaiah	f	4	9	2	4	0	0	3	3	3	10	3	0	1	1	28			
43		BEMBRY, DeAndre'	f	11	17	0	1	4	6	6	6	12	1	26	3	2	0	34			
01		NEWKIRK, Shavar	g	3	8	1	2	0	0	2	2	4	0	7	3	0	1	0	20		
02		BROWN, Aaron	g	3	7	1	3	5	8	3	3	6	1	12	1	2	0	0	27		
00		KIMBLE, Lamarr	g	3	5	2	2	2	3	1	2	3	0	10	3	0	0	1	18		
03		BOOTH, Mike		0	1	0	1	0	0	0	0	0	0	0	0	0	0	1			
05		VEGA, Christian		0	0	0	0	0	0	1	1	0	0	0	2	0	0	1			
11		CLOVER, Chris		0	2	0	2	0	0	0	1	1	1	0	1	0	0	1	6		
20		CASPER, Brendan		1	1	1	1	1	2	0	1	1	0	4	0	1	0	1	4		
21		THOMPSON, Kyle		0	0	0	0	0	0	0	0	0	1	0	0	0	0	2			
23		LODGE, Markell		0	0	0	0	0	0	0	0	0	0	0	0	0	0	3			
25		DEMERY, James		4	7	0	1	3	5	1	3	4	2	11	0	1	0	22			
32		WILLIAMS, Jai		0	0	0	0	0	0	0	0	0	1	0	0	2	0	3			
34		BAUMANN, Javon		0	0	0	0	0	0	2	2	2	0	1	0	0	0	6			
		TEAM								1	1										
Totals.....				29	60	7	19	15	24	14	27	41	13	80	17	12	2	6	200		

TOTAL FG% 1st Half: 14-31 45.2% 2nd Half: 15-29 51.7% Game: 48.3% DEADBALL
 3-Pt. FG% 1st Half: 3-7 42.9% 2nd Half: 4-12 33.3% Game: 36.8% REBOUNDS
 F Throw % 1st Half: 7-13 53.8% 2nd Half: 8-11 72.7% Game: 62.5% 5

Officials: Eric Anderson, Matt Potter, Alfred Smith
 Technical fouls: Fordham-None. Saint Joseph's-None.
 Attendance: 4,200

Score by Periods 1st 2nd Total
 Fordham 26 29 55
 Saint Joseph's 38 42 80

Game 18: January 20, 2016 - The Palestra - Philadelphia, Pa. SJU 75 - Penn 60

DeAndre' Bembry had 17 points and eight rebounds to lead Saint Joseph's to a 75-60 win over Penn in Big 5 action at the Palestra. The game was the second of a doubleheader which celebrated the 60th anniversary of the Philadelphia Big 5. Bembry also had four steals and four assists while **Aaron Brown** had 15 points on 6-for-11 shooting and **Isaiah Miles** scored 13 points and grabbed nine rebounds. **Shavar Newkirk** had 11 points and five assists while fellow point guard **Lamarr Kimble** scored eight points and handed out a season-high six assists. The Hawks only trailed in the first four minutes and then built up a 29-15 lead, as Brown scored 11 in the first half. Saint Joseph's would take a 39-23 lead at the half as the Hawks limited Penn to just 27 percent shooting. After Saint Joseph's scored the first five points of the second half to take a 44-26 lead, Penn scored eight in a row to come within 44-34. But that would be the closest the Quakers would get the rest of the way as SJU answered with back-to-back baskets from Newkirk and Bembry to give the Hawks a 48-34 cushion. Penn cut its deficit to 52-40, but Bembry scored four in a row and Newkirk added a layup to build Saint Joseph's lead back up to 58-40. SJU took its biggest advantage of the game, 67-48, after Bembry picked up a steal and fed **James Demery** for a dunk at 3:34.

Saint Joseph's 15-3 (2-1 Big 5)

Saint Joseph's 15-3 (2-1 Big 5)																		
##	Player	fg	fga	3-pt	fg	fga	ft	fta	rebounds				tp	a	to	blk	s	min
		f	f	f	f	f	f	f	of	de	tot	pf	tp	a	to	blk	s	min
12	NDAO, Papa	f	1	7	1	7	0	0	1	5	6	1	3	3	1	0	1	27
15	MILES, Isaiah	f	5	7	3	4	0	0	3	6	9	5	13	0	1	2	0	25
43	BEMBRY, DeAndre'	f	7	19	1	3	2	2	4	4	8	1	17	4	1	1	4	39
01	NEWKIRK, Shavar	g	3	5	1	1	4	4	1	1	2	2	11	5	1	0	0	18
02	BROWN, Aaron	g	6	11	0	2	3	4	0	3	3	1	15	0	2	0	1	26
00	KIMBLE, Lamarr	g	3	6	1	3	1	1	1	2	3	2	8	6	2	0	1	22
11	CLOVER, Chris	g	0	0	0	0	0	0	0	0	0	1	0	0	1	0	0	1
20	CASPER, Brendan	g	0	0	0	0	0	0	0	0	0	0	0	0	0	0	0	1
24	OLIVA, Pierfrancesco	g	1	3	0	2	0	0	1	4	5	1	2	1	1	0	2	14
25	DEMERY, James	g	2	6	1	3	0	0	0	2	2	1	5	0	0	0	0	20
34	BAUMANN, Javon	g	0	0	0	0	1	3	1	1	2	0	1	0	0	0	0	7
	TEAM								2	4	6							
Totals.....		28	64	8	25	11	14	14	14	32	46	15	75	19	10	3	9	200

TOTAL FG% 1st Half: 16-34 47.1% 2nd Half: 12-30 40.0% Game: 43.8% DEADBALL
 3-Pt. FG% 1st Half: 5-15 33.3% 2nd Half: 3-10 30.0% Game: 32.0% REBOUNDS
 F Throw % 1st Half: 2-3 66.7% 2nd Half: 9-11 81.8% Game: 78.6% 0

Penn 6-9 (1-3 Big 5)

		tot-fg		3-pt		rebounds															
##	Player	f	fg	fg	fg	fg	fta	of	de	tot	pf	tp	a	to	blk	s	min				
14	Jones, Sam	f	1	9	1	8	0	0	2	2	1	3	2	3	0	0	24				
10	Nelson-Henry, D	c	3	10	0	1	0	1	5	4	9	3	6	2	0	1	32				
01	Silpe, Jake	g	3	9	2	5	3	6	0	4	4	4	11	5	1	0	29				
05	Donahue, Jackson	g	6	15	6	15	1	1	1	3	4	2	19	1	2	0	38				
24	Howard, Matt	g	3	6	2	4	3	4	6	4	10	3	11	4	2	0	32				
03	Foreman, Darnell	g	3	7	0	3	1	2	0	0	0	1	7	0	1	0	11				
04	Lewis, Jamal	g	0	2	0	1	0	0	0	0	0	0	0	0	0	0	4				
22	Auger, Mike	g	1	1	0	0	0	1	0	0	0	1	2	0	0	0	6				
25	Hamilton, Tyler	g	0	1	0	1	1	2	0	0	0	3	1	0	1	0	10				
40	Dwyer, Dan	g	0	3	0	0	0	0	3	4	7	1	0	0	0	0	14				
TEAM									2	4	6										
Totals.....			20	63	11	38	9	17	17	25	42	19	60	14	14	0	4	200			

TOTAL FG% 1st Half: 8-30 26.7% 2nd Half: 12-33 36.4% Game: 31.7% DEADBALL
 3-Pt. FG% 1st Half: 5-19 26.3% 2nd Half: 6-19 31.6% Game: 28.9% REBOUNDS
 F Throw % 1st Half: 2-3 66.7% 2nd Half: 7-14 50.0% Game: 52.9% 2

Officials: Earl Walton, Clarence Armstrong, Louie Andrakakos
 Technical fouls: Saint Joseph's-OLIVA, Pierfrancesco. Penn-None.
 Attendance: 8,030

Score by Periods 1st 2nd Total
 Saint Joseph's 39 36 75
 Penn 23 37 60

Game 19: January 24, 2016 - Gola Arena - Philadelphia, Pa. SJU 69 - La Salle 48

Saint Joseph's overcame an 11-point first-half deficit to cruise past La Salle, 69-48, at Tom Gola Arena, in a game that was postponed for a day because of the blizzard that hit the region. **DeAndre' Bembry** led all scorers with 16 points and handed out six assists. **Isaiah Miles** chipped in with 14 points and nine rebounds and freshman **Lamarr Kimble** contributed 10 points as the Hawks won their fifth in a row and 12th out of their last 13. Trailing 19-8, the Hawks closed out the first half with a 20-3 run to take a 28-22 lead at halftime, and would never trail again. The 11-point comeback was a season-best for SJU; the previous was a nine-point deficit at Richmond. The Hawks fell behind early, 12-5, as they missed all six of their three-point attempts and then trailed 19-8 with 8:20 to play. **Aaron Brown** and Kimble then started a run for the Hawks, with four points apiece. Five straight points from Bembry, including the Hawks' first three-pointer in eight tries, tied the score at 21-21. **Papa Ndao** followed with a three-pointer at 1:45 to give SJU its first lead of the game, 24-21, while a steal and layup by Bembry, and layup by Ndao, finished the run and gave the Hawks a 28-22 halftime advantage. Miles scored five straight to start the second half for SJU, and the Hawks held a 32-22 lead to complete a 21-point swing. La Salle scored four straight and pulled within 34-28, but Miles followed with six consecutive points to help SJU regain the double-digit cushion. Miles scored five straight to start the second half for SJU, and the Hawks held a 40-28. A jumper by Bembry at 3:17 pushed the Saint Joseph's lead to over 20 points, 63-42. The Hawks shot 50 percent from the field in the second half, but managed just a 3-for-19 effort from three-point range in the game.

GAME RECAPS

Saint Joseph's 16-3 (5-1 A-10)

##	Player		tot-fg		3-pt		rebounds							pf	tp	a	to	blk	s	min
			fg	fga	fg	fga	ft	fta	of	de	tot									
12	NDAO, Papa	f	2	5	1	3	0	0	2	4	6	1	5	1	0	1	0	29		
15	MILES, Isaiah	f	7	14	0	2	0	0	2	7	9	2	14	1	3	1	2	36		
43	BEMBRY, DeAndre'	f	7	13	1	4	1	2	0	4	4	3	16	6	3	0	4	39		
01	NEWKIRK, Shavar	g	2	7	0	5	0	2	0	0	0	0	4	1	0	0	2	21		
02	BROWN, Aaron	g	2	6	0	2	1	2	0	3	3	2	5	2	2	0	1	20		
00	KIMBLE, Lamarr	g	4	7	1	1	1	2	0	0	0	2	10	1	1	0	0	19		
11	CLOVER, Chris	0	1	0	1	0	0	0	0	0	0	0	0	0	0	0	0	1		
20	CASPER, Brendan	0	0	0	0	0	0	0	1	0	1	0	0	1	0	0	0	1		
23	LODGE, Markell	1	1	0	0	0	0	0	0	0	0	0	2	0	0	0	0	2		
24	OLIVA, Pierfrancesco	2	3	0	0	0	0	0	3	0	3	1	4	0	0	0	1	12		
25	DEMERY, James	2	3	0	1	5	6	1	2	3	1	9	0	0	0	0	0	20		
TEAM									4	2	6									
Totals.....			29	60	3	19	8	14	13	22	35	12	69	13	9	2	10	200		

TOTAL FG% 1st Half: 11-24 45.8%

3-Pt. FG% 1st Half: 3-10 20.0%

F Throw % 1st Half: 4-10 40.0%

2nd Half: 18-36 50.0%

2nd Half: 1-9 11.1%

2nd Half: 4-4 100%

Game: 48.3%

Game: 15.8%

Game: 57.1%

DEADBALL

REBOUNDS

4

La Salle 5-12 (1-5 A-10)

##	Player		tot-fg		3-pt		fg		ft	fta	rebounds			pf	tp	a	to	blk	s	min
			fg	fga	fg	fga	fg	fga			of	de	tot							
05	WASHINGTON, f	3	5	0	0	0	0	0	0	0	2	8	10	2	6	0	3	0	0	32
01	SHULER, Johnnie	g	4	10	3	8	0	0	0	0	0	3	3	0	11	2	5	0	1	39
02	STUKES, Amar	g	0	3	0	3	0	0	0	0	0	0	0	5	0	3	0	0	0	14
03	ROBERTS, Cleon	g	4	10	2	5	2	2	3	2	5	3	12	0	4	0	4	0	1	39
21	PRICE, Jordan	g	5	12	2	7	2	4	0	6	6	1	14	1	6	0	6	0	1	39
14	HARRIS, Karl	1	6	0	3	1	2	1	0	1	0	1	0	3	2	0	0	0	1	16
23	MAJSTOROVIC, D	0	0	0	0	0	0	0	0	0	0	0	0	0	0	0	0	0	2	
35	BROWN, Rohan	0	0	0	0	0	2	2	0	0	0	0	1	2	0	0	0	0	1	19
TEAM											1	1	2				1			
Totals.....			17	46	7	26	7	10	7	20	27	12	48	8	19	0	5	20		

TOTAL FG% 1st Half: 7-23 30.4%

3-Pt. FG% 1st Half: 3-14 21.4%

F Throw % 1st Half: 5-6 83.3%

2nd Half: 10-23 43.5%

2nd Half: 4-12 33.3%

2nd Half: 2-4 50.0%

Game: 37.0%

Game: 26.9%

Game: 70.0%

DEADBALL

REBOUNDS

3

Officials: Justin Porterfield, Gary Prager, Mike Pearson

Technical fouls: Saint Joseph's-None. La Salle-None.

Attendance: 3,021

Score by Periods

Saint Joseph's

La Salle

Game 20: January 27, 2016 - Hagan Arena

SJU 78 - Massachusetts 70

Isaiah Miles had a game-high 27 points and 12 rebounds to lead Saint Joseph's to a 78-70 win over Massachusetts at Hagan Arena. Miles scored eight of the Hawks' nine points in the final 1:30 of the game to preserve the win, while recording his seventh double-double of the season. He shot 8-for-14 from the field and was 9-for-11 from the foul line. **DeAndre' Bembry** scored 13 points and grabbed nine rebounds for SJU and **James Demery** had 11 points, with 10 in the second half as the Hawks (17-3; 6-1) secured the win. Saint Joseph's held a 69-57 lead with 3:49 to play, but Massachusetts hit three straight layups and trimmed it to 69-63 with 1:43 to go. Miles converted a pair of free throws and connected on a three-point play off an assist from Demery to build SJU's lead back up to 74-65 with 59 seconds to play. Zach Coleman hit three free throws for UMass at :50, and Jabarie Hinds converted a layup with 45 seconds left to pull the visitors within 75-70, but Miles sealed the win by hitting 3-of-4 from the line in the final 40 seconds. Saint Joseph's trailed at the half for only the seventh time this year, 30-29, but the Hawks opened the second with a 12-3 run, with three-pointers from **Papa Ndao** and Miles to take a 41-33 lead at 16:37. **Aaron Brown** connected on the Hawks' third three in six minutes to increase the lead to 46-35. UMass cut its deficit to single digits, coming as close as 54-50 on a three-pointer with 8:07 to play. Demery scored eight points in a five-minute span to give SJU its biggest lead of the game, 69-57 with 3:49 remaining.

Massachusetts 8-11 (1-6 A-10)

##		Player	tot-fg		3-pt		rebounds														
			fg	fga	fg	fga	ft	fta	of	de	tot	pf	tp	a	to	blk	s	min			
03		SPACE, Antwan	f	2	9	1	5	0	0	2	4	6	5	5	3	4	2	1	28		
22		BERGANTINO, T	c	1	1	0	0	0	0	0	1	1	1	2	0	1	0	1	13		
00		CLARK, Donte	g	2	5	1	2	4	7	0	5	5	5	9	2	1	0	1	31		
12		DAVIS, Trey	g	4	12	2	4	0	0	0	3	3	4	10	2	2	1	0	25		
23		ANDERSON, C.J.	g	1	6	0	2	0	0	1	6	7	1	2	2	1	0	0	30		
05		HINDS, Jabarie	g	6	9	1	2	0	0	0	3	3	5	13	0	1	0	0	17		
13		COLEMAN, Zach	2	5	1	1	5	8	1	2	3	1	10	4	0	0	0	1	26		
24		BERGER, Seth	7	11	2	6	1	2	1	5	6	4	17	1	3	0	2	28			
35		MILLER, Rayshawna	1	2	0	1	0	0	0	0	0	0	2	2	0	0	0	2			
		TEAM								2	2	4				1					
Totals.....			26	60	8	23	10	17	7	31	38	28	70	14	14	3	6	200			

TOTAL FG% 1st Half: 11-25 44.0%

3-Pt. FG% 1st Half: 4-8 50.0%

F Throw % 1st Half: 4-7 57.1%

2nd Half: 15-35 42.9%

2nd Half: 4-15 26.7%

2nd Half: 6-10 60.0%

Game: 43.3%

Game: 34.8%

Game: 58.8%

DEADBALL

REBOUNDS

3

Saint Joseph's 17-3 (6-1 A-10)

##	Player		tot-fg		3-pt		fg		ft	fta	rebounds			pf	tp	a	to	blk	s	min
			fg	fga	fg	fga	fg	fga			of	de	tot							
12	NDAO, Papa	f	3	7	1	5	0	0	0	0	2	4	1	7	2	0	0	0	0	22
15	MILES, Isaiah	f	8	14	2	5	9	11	3	9	12	1	27	1	0	0	0	0	0	40
43	BEMBRY, DeAndre'	f	3	13	0	2	7	9	0	9	9	3	13	3	1	0	0	0	0	40
01	NEWKIRK, Shavar	g	2	6	0	1	3	6	1	2	3	1	7	2	3	1	0	0	0	29
02	BROWN, Aaron	g	2	7	2	3	3	4	1	2	3	3	9	1	2	0	2	0	2	25
00	KIMBLE, Lamarr	1	2	0	0	2	2	0	0	0	0	0	1	4	2	0	0	0	10	

24	OLIVA, Pierfrancesco	0	1	0	1	0	2	0	2	2	1	0	1	0	0	1	0	0	1	14
25	DEMERY, James	3	7	0	0	5	6	1	2	3	2	11	1	0	1	1	0	1	1	20
TEAM											2	2	4							
Totals.....			22	57	5	17	29	40	10	30	40	13	78	13	8	3	4	20		

TOTAL FG% 1st Half: 10-32 31.3%

3-Pt. FG% 1st Half: 2-12 16.7%

F Throw % 1st Half: 7-11 63.6%

2nd Half: 12-25 48.0%

2nd Half: 3-5 60.0%

2nd Half: 22-29 75.9%

Game: 38.6%

Game: 29.4%

Game: 72.5%

DEADBALL

REBOUNDS

6

Officials: Les Jones, Joe Lindsay, Ed Corbett

Technical fouls: Massachusetts-None. Saint Joseph's-None.

Attendance: 3,856

Score by Periods

Massachusetts

Saint Joseph's

Game 21: January 30, 2016 - Ryan Center - Kingston, R.I.

SJU 64 - Rhode Island 55

Isaiah Miles scored 17 points and added eight rebounds while **DeAndre' Bembry** added 15 points and 10 boards as Saint Joseph's topped Rhode Island, 64-55, at the Ryan Center for the Hawks' seventh straight win. **Shavar Newkirk** added 12 points, including a perfect 6-of-6 from the free throw line. Miles went 9-for-10 from the foul line and grabbed eight rebounds in the win. Rhode Island scored the game's first four points, but a 7-0 run put the Hawks ahead at 7-4 just under four minutes into the game. After the game was tied at 11, Saint Joseph's went on top for good with a 9-0 spurt that featured five points from **Papa Ndao**, pushing the lead to 20-11 with 6:48 remaining in the half. The lead then swelled to double digits as Bembry converted a three-point play at the 5:05 mark to put the Hawks ahead, 24-13. SJU would lead by as many as 13 in the frame as Miles hit a pair of free throws at :44 for a 30-17 edge, and then a 30-19 lead at the break. Rhode Island cut the SJU lead to 30-24 with 18:21 to go, but the Hawks answered with an 18-4 run featuring eight points from Miles and four each from Bembry and **Aaron Brown** that extended the lead to 48-28 with 12:52 remaining. The Rams responded with a 9-1 run, cutting the margin to 49-37, but a free throw from **James Demery** made it 52-37 game with 7:33 to play. URI cut the margin to single digits with an 8-2 stretch, but would get no closer. Saint Joseph's went 8-of-8 from the free throw line in the final four minutes, including six from Newkirk, to salt away the win.

Saint Joseph 18-3 (7-1 A-10)

#	Player		tot-fg		3-pt		rebounds							pf	tp	a	to	blk	s	min
			fg	fga	fg	fga	ft	fta	of	de	tot									
15	MILES, Isaiah	f	4	8	0	2	9	10	2	6	8	1	17	0	2	0	0	38		
24	OLIVA, P	f	1	3	0	2	1	1	0	3	3	1	3	1	0	1	0	15		
43	BEMBRY, DeAndre	f	7	14	0	3	1	3	0	10	10	4	15	2	4	0	1	36		
01	NEWKIRK, Shavar	g	3	11	0	2	6	6	0	1	1	2	12	1	2	0	0	25		
02	BROWN, Aaron	g	2	5	0	1	0	0	1	3	4	0	4	0	0	0	0	21		
00	KIMBLE, Lamarr		0	3	0	3	0	0	0	1	1	0	0	0	1	0	0	15		
11	CLOVER, Chris		0	0	0	0	0	0	0	0	0	1	0	0	0	0	0	1		
12	NDAO, Papa		2	3	1	2	2	2	0	5	5	4	7	0	2	1	0	24		
25	DEMERY, James		1	5	0	0	4	6	1	6	7	0	6	0	2	0	0	22		
34	BAUMANN, Javon		0	0	0	0	0	0	0	0	0	0	0	0	0	0	0	3		
TEAM									2		1									
Totals.....			20	52	1	15	23	28	6	36	42	13	64	4	13	2	1	200		

GAME RECAPS

Game 22: February 3, 2016 - Hagan Arena
St. Bonaventure 83 - SJU 73

Saint Joseph's seven-game winning streak came to an end as St. Bonaventure's Jaylen Adams scored a career-high 31 points to lead the Bonnies to an 83-73 win at Hagan Arena. **DeAndre' Bembyry** had 22 points, six rebounds and seven assists for Saint Joseph's. **Isaiah Miles** had 11 points and eight rebounds while **Lamarr Kimble** tied his career-high with 11 points for SJU, which has only lost twice in the last 16 games. Trailing 42-35 at the half, Bembyry scored the first four points of the half and then fed Miles for a three-point play, cutting the deficit to 53-51 at 14:30. After St. Bonaventure responded with six straight points, a pair of free throws by **James Demery** and a three-pointer from Miles pulled SJU within 59-56, at 10:19. The Bonnies then went on a game-clinching 19-4 run as Adams hit three three-pointers in a two-minute span to take a 78-60 lead with 3:57, to hand the Hawks one of their biggest deficits of the season. St. Bonaventure made 13-of-34 three-pointers in the game but had just two turnovers to 14 assists, while SJU had eight turnovers and connected on 8-of-25 from beyond the arc. SJU took a quick 7-2 lead at the start, but SBU went on a 12-0 run to take a 14-7 lead. The Hawks answered with a 9-3 run, led by five from Bembyry, to regain the lead, 23-19. That would be the Hawks' last lead of the game as the teams were tied four times in the half and the Bonnies closed out the period with a 10-3 run to own the 42-35 edge at intermission.

St. Bonaventure 14-6 (6-3 A-10)

##	Player	fg	fga	3-pt	fg	fga	ft	fta	of	de	tot	pf	tp	a	to	blk	s	min
21	WRIGHT, Dion	f	6	18	2	8	4	4	4	7	11	3	18	3	0	0	1	39
45	TYSON, Jordan	f	1	4	0	0	0	0	1	2	3	3	2	0	1	1	0	17
01	TAQQEE, Idris	g	4	5	3	4	2	2	0	5	5	3	13	2	0	0	1	39
03	POSLEY, Marcus	g	4	10	1	4	2	2	1	2	3	3	11	2	0	0	0	29
10	ADAMS, Jaylen	g	10	21	6	12	5	5	1	1	2	2	31	7	1	0	3	40
04	KAPUTO, Nelson	1	5	1	5	0	0	0	0	0	0	0	3	0	0	0	0	11
12	GREGG, Denzel	1	3	0	1	1	2	0	0	3	3	2	3	0	0	0	0	17
20	WOODS, Derrick	1	3	0	0	0	0	0	1	1	2	1	2	0	0	1	0	8
TEAM									1	6	7							
Totals.....		28	69	13	34	14	15	9	27	36	17	83	14	2	2	5	200	

TOTAL FG% 1st Half: 15-36 41.7% 2nd Half: 13-33 39.4% Game: 40.6% DEADBALL
 3-Pt. FG% 1st Half: 8-21 38.1% 2nd Half: 5-13 38.5% Game: 38.2% REBOUNDS
 F Throw % 1st Half: 4-4 100% 2nd Half: 10-11 90.9% Game: 93.3% 2

Saint Joseph's 18-4 (7-2 A-10)

##	Player	fg	fga	3-pt	fg	fga	ft	fta	of	de	tot	pf	tp	a	to	blk	s	min
15	MILES, Isaiah	f	4	12	1	6	2	3	2	6	8	2	11	0	0	0	0	40
24	OLIVA, P	f	1	5	0	1	0	0	1	2	3	2	2	2	0	0	0	15
43	BEMBRY, DeAndre'	f	7	11	2	4	6	8	3	3	6	3	22	7	1	1	0	39
01	NEWKIRK, Shavar	g	2	6	0	1	2	2	0	5	5	1	6	2	3	0	1	19
02	BROWN, Aaron	g	3	7	2	4	0	1	0	1	1	2	8	0	0	0	0	24
00	KIMBLE, Lamarr	g	3	7	1	2	4	4	1	3	4	1	11	3	0	1	0	20
12	NDAO, Papa	2	5	2	5	1	3	1	7	8	2	7	0	1	1	0	0	25
25	DEMERY, James	2	4	0	2	2	2	2	1	2	3	1	6	0	2	0	0	18
TEAM																		
Totals.....		24	57	8	25	17	23	9	29	38	14	73	14	8	3	1	199	

TOTAL FG% 1st Half: 11-30 36.7% 2nd Half: 13-27 48.1% Game: 42.1% DEADBALL
 3-Pt. FG% 1st Half: 4-13 30.8% 2nd Half: 4-12 33.3% Game: 32.0% REBOUNDS
 F Throw % 1st Half: 9-12 75.0% 2nd Half: 8-11 72.7% Game: 73.9% 5

Officials: Wally Rutecki, Anthony Jordan, Tim Clougherty
 Technical fouls: St. Bonaventure-None. Saint Joseph's-None.
 Attendance: 4,027

Score by Periods	1st	2nd	Total
St. Bonaventure	42	41	83
Saint Joseph's	35	38	73

Game 23: February 6, 2016 - Rose Hill Gym - Bronx, N.Y.
SJU 82 - Fordham 60

Shavar Newkirk and **Lamarr Kimble** each set new career highs in scoring to lead Saint Joseph's past Fordham, 82-60, at Rose Hill Gym. Newkirk led all scorers with 17 points, while Kimble chipped in with 13 of his own. **DeAndre' Bembyry** posted another double-double, finishing with 16 points, 10 rebounds, and seven assists on the day, while **Isaiah Miles** scored 13 points, all in the second half as the Hawks pushed their road record to a nation's best 8-0. Newkirk made the most of his homecoming to New York, connecting on 6-of-9 field goals, while making 3-for-4 from three-point range. Kimble hit 4-of-7 from the field, while making three three-pointers. Leading 40-30 at halftime, the Hawks broke it open in the second half. After sitting out most of the first half with two fouls, Miles got the Hawks going in the second half, scoring 11 of their first 15 points, as SJU staked a 55-37 lead at 14:29. The Hawks took their first 20-point lead of the game, 65-45, with over eight minutes to go on a three-pointer by Newkirk. SJU missed its first six shots of the game and trailed, 7-0, but Newkirk broke the scoreless string five minutes in with a three. Newkirk then hit two more baskets, with a layup by Bembyry in between, to ignite a 13-2 run, giving SJU a 13-9 lead. The Hawks increased it as Kimble connected on three three-pointers, with the third giving SJU a 27-15 lead with under five minutes to play. After a pair of free throws by Demery, Bembyry dunked one in for SJU's biggest lead of the half, 34-18. Fordham cut its deficit to 10 points and the Hawks led, 40-30, at halftime.

Saint Joseph's 19-4 (8-2 A-10)

##	Player	fg	fga	3-pt	fg	fga	ft	fta	of	de	tot	pf	tp	a	to	blk	s	min
15	MILES, Isaiah	f	5	11	2	6	1	1	2	4	6	4	13	0	2	0	2	22
24	OLIVA, P	f	2	5	0	0	0	0	2	6	8	2	4	1	1	1	1	26
43	BEMBRY, DeAndre'	f	6	9	0	2	4	4	1	9	10	1	16	7	2	0	1	36
01	NEWKIRK, Shavar	g	6	9	3	4	2	2	0	3	3	1	17	2	0	0	2	28
02	BROWN, Aaron	g	0	5	0	1	0	0	0	2	2	2	0	1	1	0	0	19
00	KIMBLE, Lamarr	g	4	7	3	5	2	3	0	1	1	1	13	2	1	0	1	17
03	BOOTH, Mike	0	0	0	0	0	0	0	0	0	0	0	0	0	0	0	0	2
11	CLOVER, Chris	0	2	0	1	0	0	0	0	0	0	0	0	0	0	0	0	4
12	NDAO, Papa	3	4	3	4	0	0	1	1	2	5	9	4	2	0	0	0	17
20	CASPER, Brendan	1	1	0	0	0	0	0	1	1	0	2	0	1	0	0	0	3
21	THOMPSON, Kyle	0	1	0	1	0	0	0	1	1	2	0	1	0	0	0	0	2
23	LODGE, Markell	0	0	0	0	0	0	0	0	0	0	0	0	0	0	0	0	3
25	DEMERY, James	2	4	0	0	2	2	1	1	2	0	6	1	2	0	0	0	16
34	BAUMANN, Javon	1	1	0	0	0	0	0	2	2	0	2	0	0	0	0	0	5
TEAM									3	3								
Totals.....		30	59	11	24	11	12	7	34	41	18	82	19	14	1	7	200	

TOTAL FG% 1st Half: 14-26 53.8% 2nd Half: 16-33 48.5% Game: 50.8% DEADBALL
 3-Pt. FG% 1st Half: 8-13 61.5% 2nd Half: 3-11 27.3% Game: 45.8% REBOUNDS
 F Throw % 1st Half: 4-4 100% 2nd Half: 7-8 87.5% Game: 91.7% 0

Fordham 12-9 (3-7 A-10)

##	Player	fg	fga	3-pt	fg	fga	ft	fta	of	de	tot	pf	tp	a	to	blk	s	min
30	RHOOMES, Ryan	f	7	9	0	0	2	6	3	6	9	4	16	2	3	2	0	30
33	PEKAREK, David	f	1	8	0	6	0	0	0	2	2	3	2	1	1	0	0	25
43	SENGFELDER, Chris	f	5	9	4	6	2	2	0	3	3	2	16	0	1	0	0	25
0	ANDERSON, A	g	1	4	0	3	0	1	0	2	2	2	2	0	3	0	1	19
12	CHARTOYNY, J	g	1	5	1	3	2	2	0	2	2	1	5	7	2	0	0	30
01	SMITH, Nych	1	3	0	2	0	0	0	1	1	1	2	2	0	0	0	0	17
03	ZARKOVIC, Nemanja	0	4	0	3	0	0	0	2	2	4	0	0	1	1	0	1	17
10	SEVERE, Jon	5	12	3	6	1	2	0	0	0	0	1	14	2	2	0	2	17
21	BUNTING, Jesse	0	0	0	0	3	5	0	1	1	0	3	0	1	0	0	2	11
42	CANTY, Ryan	0	0	0	0	0	0	0	1	1	1	0	0	0	0	0	0	9
TEAM									3	3								
Totals.....		21	54	8	29	10	18	5	23	28	15	60	15	14	2	6	200	

TOTAL FG% 1st Half: 11-26 42.3% 2nd Half: 10-28 35.7% Game: 38.9% DEADBALL
 3-Pt. FG% 1st Half: 4-13 30.8% 2nd Half: 4-16 25.0% Game: 27.6% REBOUNDS
 F Throw % 1st Half: 4-8 50.0% 2nd Half: 6-10 60.0% Game: 55.6% 2

Officials: John Hughes, Nathan Farrell, Steve Ruppenthal
 Technical fouls: Saint Joseph's-None. Fordham-None.
 Attendance: 3,200

Score by Periods	1st	2nd	Total
Saint Joseph's	40	42	82
Fordham	30	30	60

Game 24: February 10, 2016 - Smith Center - Washington, D.C.
SJU 84 - George Washington 66

Isaiah Miles poured in a game-high 21 points and added nine rebounds as Saint Joseph's pulled away in the second half to earn an 84-66 win over George Washington at the Smith Center. The win extended Saint Joseph's road record to a nation's best 9-0 while giving them their ninth 20-win season under coach **Phil Martelli**. **DeAndre' Bembyry** added 14 points, **James Demery** and **Shavar Newkirk** had 10 points apiece and **Pierfrancesco Oliva** had nine points on 3-for-4 three-point shooting. Saint Joseph's shot a blistering 64 percent from the field in the second half as it weathered a GW run early in the half. After GW trimmed a double-digit Saint Joseph's lead to 46-43, the Hawks scored on their next 12 possessions, to take a 72-55 lead on a jumper by Bembyry with 6:49 to play. Miles had eight points in that stretch that spanned almost nine minutes. SJU led 39-32 at the half and came out with six straight points to take a 45-32 lead. GW answered with an 11-1 run to come within their smallest deficit of the game, 46-43, before SJU pulled away for good. The Hawks jumped out quickly at the start, going up 11-4 on three by Brown and a pair of three-pointers by Oliva. SJU took a 19-10 lead with 12 minutes to go on a steal by Newkirk and layup by Demery. After GW closed to 21-16, Miles hit his first three of the game to give SJU a 24-16 cushion and took its biggest lead of the half, 29-18, on a three by **Papa Ndao**. GW came within four points on two occasions, including 31-27 at 4:33, but SJU answered with an 8-2 run, which included a three-point play from Bembyry, to increase its lead to 36-27 on a layup by Demery. SJU shot 57 percent from the field in the game, while committing just five turnovers.

Saint Joseph's 20-4 (9-2 A-10)

##	Player	fg	fga	3-pt	fg	fga	ft	fta	of	de	tot	pf	tp	a	to	blk	s	min
15	MILES, Isaiah	f	8	12	3	6	2	2	3	6	9	3	21	1	1	1	0	35
24	OLIVA, P	f	3	7	3	4	0	0	1	1	2	2	9	2	0	0	0	14
43	BEMBRY, DeAndre'	f	6	12	0	2	2	2	1	4	5	2	14	3	4	1	0	40
01	NEWKIRK, Shavar	g	4	6	1	2	1	2	0	2	2	1	10	4	0	0	3	26
02	BROWN, Aaron	g	2	6	1	2	0	0	1	0	1	2	5	2	0	0	0	19
00	KIMBLE, Lamarr	g	3	5	0	1	2	2	0	0	0	0	8	3	0	0	0	17
12	NDAO, Papa	2	3	1	2	0	0	0	2	2	2	5	1	0	1	0	0	21
25	DEMERY, James	5	8	0	2	0	0	0	0	3	3	0	10	1	0	1	1	23
34	BAUMANN, Javon	1	1	0	0	0	0	0	0	0	1	2	0	0	0	0	1	5
TEAM									1	4	5							
Totals.....		34	60	9	21	7	8	7	22	29	13	84	17	5	4	7	200	

TOTAL FG% 1st Half: 16-32 50.0% 2nd Half: 18-28 64.3% Game: 56.7% DEADBALL
 3-Pt. FG% 1st Half: 6-14 42.9% 2nd Half: 3-7 42.9% Game: 42.9% REBOUNDS
 F Throw % 1st Half: 1-1 100% 2nd Half: 6-7 85.7% Game: 87.5% 0

GAME RECAPS

George Washington 18-6 (7-4 A-10)

##	Player	fg	fga	3-pt	fga	ft	fta	rebounds		pf	tp	a	to	blk	s	min
								of	de							
21	LARSEN, Kevin	f	5	7	0	0	0	4	5	9	0	10	2	1	0	35
34	CAVANAUGH, Tyler	f	7	12	1	3	2	3	3	6	4	17	2	3	0	28
12	WATANABE, Yuta	g	4	9	2	4	0	0	2	1	3	2	10	1	2	0
13	GARINO, Patricio	g	5	13	1	4	1	2	1	2	3	2	12	1	0	1
22	MCDONALD, Joe	g	4	11	1	2	1	2	1	6	7	0	10	7	1	0
01	MITOLA, Alex	g	1	6	0	3	0	0	2	1	3	1	2	1	0	12
03	JORGENSEN, Paul	g	0	2	0	1	0	0	1	0	1	0	0	0	1	0
04	SWAN, Anthony	g	0	1	0	0	0	0	1	0	1	1	0	0	0	3
14	ROLAND, Jordan	g	0	1	0	1	0	0	0	1	1	0	0	0	0	3
30	HART, Matt	g	2	2	1	1	0	0	0	0	2	5	0	0	0	7
TEAM								1	1	2						
Totals.....			28	64	6	19	4	7	16	20	36	12	66	14	9	200

TOTAL FG% 1st Half: 14-36 38.9% 2nd Half: 14-28 50.0% Game: 43.8% DEADBALL
 3-Pt. FG% 1st Half: 2-10 20.0% 2nd Half: 4-9 44.4% Game: 31.6% REBOUNDS
 F Throw % 1st Half: 2-3 66.7% 2nd Half: 2-4 50.0% Game: 57.1% 1

Officials: Bryan Kersey, Mark Schnur, Brian O'Connell
 Technical fouls: Saint Joseph's-None. GW-CAVANAUGH, Tyler.
 Attendance: 3,091

Score by Periods 1st 2nd Total
 Saint Joseph's 39 45 84
 George Washington 32 34 66

Game 25: February 13, 2016 - Hagan Arena SJU 88 - La Salle 62

Isaiah Miles scored a game-high 19 points to lead four players in double figures as Saint Joseph's defeated La Salle, 88-62, in an Atlantic 10 and Big 5 game at Hagan Arena. Miles grabbed eight rebounds for SJU while **James Demery** made 7-of-9 shots to tie his career-high with 17 points off the bench. **DeAndre' Bemby** had 13 points, nine rebounds and four assists and **Aaron Brown** scored 11 points for the Hawks. SJU scored the first nine points of the game and never looked back, running up a 27-11 lead in the first 12 minutes as Bemby had 13 points on 5-for-6 shooting. A jumper by **Papa Ndao** gave SJU its biggest lead of the half, 31-17 with 4:51 to play. The Hawks scored the first nine points of the game and never looked back, running up a 27-11 lead in the first 12 minutes as Bemby had 13 points on 5-for-6 shooting. Trailing 36-20, La Salle cut its deficit to 38-27 with 51 seconds to go in the half, but SJU took a 40-27 lead into halftime. The Hawks continued to roll in the second half, and built their margin to 20, 53-33, on one of Miles' three three-pointers at 14:41. Leading 62-42, the Hawks went on an 11-2 run, which featured consecutive dunks by Brown and a jumper by Demery to increase the margin to 73-44 with 7:57 to play. Saint Joseph's biggest lead of the game, 79-49, came with 5:07 remaining on a dunk by Demery with the assist from **Lamarr Kimble**. Saint Joseph's connected on 51.7 percent from the field in the game, while La Salle hit 35 percent, with 13 of their 21 field goals coming from three-point range.

La Salle 5-18 (1-11 A-10; 0-4 Big 5)

##	Player	fg	fga	3-pt	fga	ft	fta	rebounds		pf	tp	a	to	blk	s	min
								of	de							
05	WASHINGTON, T	f	0	2	0	0	0	2	4	6	5	0	0	2	2	0
01	SHULER, Johnnie	g	3	7	2	6	0	0	1	0	1	1	8	3	0	25
02	STUKES, Amar	g	3	12	2	6	0	0	0	1	1	3	8	1	0	14
03	ROBERTS, Cleon	g	4	10	3	8	6	8	0	2	2	4	17	3	0	2
21	PRICE, Jordan	g	3	13	2	7	0	0	1	7	8	2	8	2	2	0
11	LEWIS, O.J.	g	0	0	0	0	0	0	0	0	0	0	0	0	0	1
12	SAKHNIUK, Yevgen	g	2	4	0	0	1	2	2	1	3	5	5	4	3	1
14	HARRIS, Karl	g	4	8	4	6	0	0	0	0	0	1	12	1	0	0
23	MAJSTOROVIC, Dusan	g	0	1	0	1	0	0	0	1	1	2	0	0	0	0
35	BROWN, Rohan	g	2	3	0	1	0	0	0	1	1	1	4	0	0	0
TEAM								1	3	4			1			
Totals.....			21	60	13	35	7	10	8	20	28	22	62	14	13	200

TOTAL FG% 1st Half: 9-27 33.3% 2nd Half: 12-33 36.4% Game: 35.0% DEADBALL
 3-Pt. FG% 1st Half: 6-15 40.0% 2nd Half: 7-20 35.0% Game: 37.1% REBOUNDS
 F Throw % 1st Half: 3-4 75.0% 2nd Half: 4-6 66.7% Game: 70.0% 3

Saint Joseph's 21-4 (10-2 A-10; 3-1 Big 5)

##	Player	fg	fga	3-pt	fga	ft	fta	rebounds		pf	tp	a	to	blk	s	min
								of	de							
15	MILES, Isaiah	f	6	12	3	6	4	5	1	7	8	2	19	1	1	0
24	OLIVA, P	f	3	4	1	1	0	0	0	4	4	0	7	1	0	1
43	BEMBRY, DeAndre'	f	5	7	1	2	2	2	2	7	9	4	13	4	1	0
01	NEWKIRK, Shavar	g	1	7	1	4	2	4	0	1	1	0	5	1	3	0
02	BROWN, Aaron	g	5	7	1	3	0	0	0	2	2	1	11	2	1	0
00	KIMBLE, Lamarr	g	2	7	1	3	0	0	0	1	1	2	5	6	1	0
03	BOOTH, Mike	g	0	1	0	0	0	0	0	1	1	0	0	0	0	2
05	VEGA, Christian	g	0	0	0	0	0	0	0	0	0	0	0	0	0	1
11	CLOVER, Chris	g	0	1	0	0	3	4	0	0	0	0	3	0	0	0
12	NDAO, Papa	g	2	3	0	1	2	2	0	2	2	6	2	1	0	2
20	CASPER, Brendan	g	0	1	0	0	0	0	0	0	0	0	0	0	0	3
21	THOMPSON, Kyle	g	0	0	0	0	0	0	0	0	0	0	0	0	0	2
23	LODGE, Markell	g	0	0	0	0	0	0	0	0	0	0	0	0	0	2
25	DEMERY, James	g	7	9	0	0	3	3	0	2	2	2	17	1	0	0
32	WILLIAMS, Jai	g	0	1	0	0	2	2	0	2	2	1	2	0	0	0
34	BAUMANN, Javon	g	0	0	0	0	1	2	1	3	0	0	0	0	0	3
TEAM								3	4	7						
Totals.....			31	60	8	20	18	23	10	32	42	14	88	18	8	200

TOTAL FG% 1st Half: 16-31 51.6% 2nd Half: 15-29 51.7% Game: 51.7% DEADBALL
 3-Pt. FG% 1st Half: 4-12 33.3% 2nd Half: 4-8 50.0% Game: 40.0% REBOUNDS
 F Throw % 1st Half: 4-5 80.0% 2nd Half: 14-18 77.8% Game: 78.3% 3

Officials: Dwayne Gladden, Gary Pucino, Alfred Smith
 Technical fouls: La Salle-None. Saint Joseph's-None.
 Attendance: 4,200

Score by Periods 1st 2nd Total
 La Salle 27 35 62
 Saint Joseph's 40 48 88

Game 26: February 17, 2016 - Hagan Arena SJU 79 - #15/13 Dayton 70

DeAndre' Bemby had 16 points and 13 rebounds to lead five players in double figures as Saint Joseph's knocked off #15/13 Dayton, 79-70, before a standing-room only crowd at Hagan Arena. **Isaiah Miles** had a double-double scoring 12 points in the second half, while adding 12 rebounds and a career-high five assists for the Hawks. **Aaron Brown** scored 14 points and freshman **Lamarr Kimble** matched his career-high with 13 points on 4-for-5 shooting and handed out five assists. **James Demery** scored 12 points on a 4-for-7 effort from the field. It was the first ranked team beaten by the Hawks since March 16, 2014, when SJU defeated #23 VCU to win the Atlantic 10 Championship. Leading 36-27 at the half, Saint Joseph's built it up to a double-digit margin, 40-30, in the first two minutes. After Dayton cut it to 46-39, the Hawks went on an 8-1 run, highlighted by a slam by Demery off a lob from Kimble, followed by a backdoor layup by Miles from Bemby to inflate the lead to 54-40. Dayton used a pair of threes and a layup to come within 56-48, but the Hawks answered as Kimble connected on a three-pointer and found Demery for a layup to push SJU's lead to 63-50 at 7:40. The Flyers had another run in them as they outscored SJU, 9-3, to come within, 66-61, at 3:49, but Kimble again came through, finding Miles for a layup and hitting a pair of free throws to build Saint Joseph's margin back to 70-61. And although Dayton cut its margin to 70-63 at 2:42, Bemby slammed home an offensive rebound to provide the exclamation point on the Hawks' win. The Hawks jumped out to a 6-0 start, with all six scored by Brown before Dayton scored seven unanswered points. The teams then played through eight lead changes and two ties before the Hawks started to break away. Trailing 22-21, the Hawks went on a 12-2 run to give SJU its biggest lead of the half, 35-24.

Dayton 21-4 (11-2 A-10)


##	Player	fg	fga	3-pt	fga	ft	fta	rebounds		pf	tp	a	to	blk	s	min
								of	de							
02	MILLER, Sam	f	2	4	0	2	0	0	1	0	1	2	4	0	2	0
21	PIERRE, Dyshawn	f	4	9	1	2	1	2	5	8	13	2	10	5	1	0
03	DAVIS, Kyle	g	2	5	0	1	0	1	1	1	2	2	4	0	0	1
04	COOKE, Charles	g	7	19	2	7	0	0	0	4	4	3	16	2	2	2
11	SMITH, Scoochie	g	4	11	2	6	1	3	0	6	6	1	11	7	3	0
01	DAVIS, Darrell	g	5	14	3	10	0	0	0	7	7	3	13	3	1	0
05	MCELVENE, Steve	g	6	7	0	0	0	1	1	1	2	2	12	0	0	0
15	CROSBY, John	g	0	2	0	1	0	0	0	1	1	0	0	2	0	0
22	WEHRLI, Bobby	g	0	1	0	1	0	0	2	0	2	2	0	0	0	0
33	MIKESSELL, Ryan	g	0	1	0	1	0	0	0	0	0	1	0	0	0	0
TEAM								1	2	3						
Totals.....			30	73	8	31	2	7	11	30	41	18	70	19	9	200

TOTAL FG% 1st Half: 12-34 35.3% 2nd Half: 18-39 46.2% Game: 41.1% DEADBALL
 3-Pt. FG% 1st Half: 2-13 15.4% 2nd Half: 6-18 33.3% Game: 25.8% REBOUNDS
 F Throw % 1st Half: 1-2 50.0% 2nd Half: 1-5 20.0% Game: 28.6% 3

Saint Joseph's 22-4 (11-2 A-10)

##	Player	fg	fga	3-pt	fga	ft	fta	rebounds		pf	tp	a	to	blk	s	min
								of	de							
15	MILES, Isaiah	f	5	13	0	7	2	2	4	8	12	3	12	5	1	0
24	OLIVA, P	f	0	2	0	2	1	2	0	4	4	2	1	1	1	0
43	BEMBRY, DeAndre'	f	7	18	0	3	2	5	1	12	13	3	16	3	0	0
01	NEWKIRK, Shavar	g	3	4	2	2	0	0	0	2	2	0	8	2	0	0
02	BROWN, Aaron	g	5	11	0	2	4	5	0	1	1	2	14	0	1	0
00	KIMBLE, Lamarr	g	4	5	2	3	4	4	1	1	2	0	13	5	1	0
12	NDAO, Papa	g	1	3	1	1	0	0	0	0	4	3	0	1	1	2
25	DEMERY, James	g	4	7	0	0	4	6	1	4	5	1	12	1	0	1
34	BAUMANN, Javon	g	0	1	0	0	0	0	2	1	3	0	0	0	1	0
TEAM								1	1	2						
Totals.....			29	64	5	20	16	24	10	34	44	15	79	17	6	200

TOTAL FG% 1st Half: 13-28 46.4% 2nd Half: 16-36 44.4% Game: 4



43

DeANDRE' BEMBRY

Junior • Forward • 6-6 • 210

Charlotte, N.C.

The Patrick School (N.J.)

2015-16 Preseason All-Atlantic 10 All-First Team

2015-16 Preseason A-10 All-Defensive Team

2014-15 Atlantic 10 All-Conference First Team

2014-15 All-District (NABC, USBWA)

Overall Stats: 16.7 ppg, 8.2 rpg, 4.5 apg

A-10 Stats: 17.1 ppg, 8.4 rpg, 5.0 apg

Career: 79 double-figure games... 22 20-plus point games... 14 double-doubles.

2015-16: Has recorded double-figures in all 26 games this season... Recorded 14th career double-double with 16 points and 13 rebounds vs. #15/13 Dayton... Had 16 points and 10 rebounds at Fordham... Netted 22 points (7-of-11 FG) vs. St. Bonaventure... Posted 15 points (7-of-14 FG) and 10 rebounds at Rhode Island... Philadelphia Big 5 Player of the Week (1/25)... Had 16 points, six assists, and four steals at La Salle... Tallied 17 points, eight rebounds, four assists, and four steals at Penn... Philadelphia Big 5 Player of the Week (1/18)... Recorded 26 points (11-of-17 FG) and 12 rebounds vs. Fordham... Posted 16 points (7-of-14 FG), 11 rebounds, eight assists, and two steals at George Mason... Recorded 20 points (9-of-21 FG), seven rebounds, five assists, and three steals vs. Rhode Island... Posted 17 points and matched season-high eight assists vs. VCU... Tallied 16 points, six rebounds, and six assists at Richmond... Posted 15 points and nine rebounds vs. UMES... Recorded 22 points and seven rebounds vs. Virginia Tech... Philadelphia Big 5 Player of the Week (12/21)... Atlantic 10 Co-Player of the Week and Philadelphia Big 5 Player of the Week (12/14)... Registered 16 points (6-of-9 FG, 4-of-6 3FG), nine rebounds, and seven assists vs. Illinois State... Recorded 17 points and season-high 13 rebounds at Temple... Posted season-high 27 points (11-of-17 FG) and 10 rebounds and matched season-high four steals vs. Princeton... Recorded 12 points, nine rebounds, and season-high eight assists at Columbia... Netted 17 points in a full 40 minutes vs. Villanova... Posted 15 points and 10 rebounds vs. Old Dominion at the Hall of Fame Tip-Off Tournament... Netted 10 points, including 1000th career point, and added five rebounds and five assists vs. Buffalo... Philadelphia Big 5 Co-Player of the Week (11/16)... Scored 12 points (6-of-11 FG) and added seven assists to go with six rebounds vs. Niagara... Netted game-high 23 points and added season-high four steals vs. Drexel... Team captain for second year... One of 20 collegiate players invited to the Nike Basketball Academy in June... Named to the Preseason All-Atlantic 10 First Team... Named one of the 10 Watch List Finalists for 2016 Julius Erving Small Forward of the Year Award... Named to Wooden Award Preseason Top 50 List... Named to Naismith Trophy Early Season Watch List.

2014-15: The Atlantic 10's leading scorer in both overall (17.7 ppg) and conference games (19.0), becoming the first SJU player to win the league's scoring title... Was the fifth player in Hawk history to receive All-Atlantic 10 First Team honors as a sophomore... Named to the USBWA District 2 Team and to the NABC All-District 4 First Team... All-Big Five First Team selection... Led the nation in minutes played with 38.6 per game... Ranked seventh in the A-10 with 7.7 rebounds in overall games while ranking fifth with 8.7 in A-10 games... Topped the Hawks with 3.6 assists and 1.9 steals... Ranked among the top 15 in the conference in seven categories... Recorded 13 20-plus point games, 28 double-figure games and six double-doubles on the season... Had game-high 21 points, six rebounds and six assists in regular-season finale at Rhode Island... Tallied 14 points and 13 rebounds, and added career-high nine assists, against La Salle... Recorded a career-high 33 points and added 14 rebounds in win at Massachusetts, shooting a career-best 10-for-11 from the foul line... Scored 23 points at Dayton... Notched 19 points and nine rebounds vs. Rhode Island... Had three straight double-doubles starting with 21 points and career-high 17 rebounds against Davidson... Followed with 19 points-12 rebounds at Saint Louis and 14 points-11 rebounds vs. George Mason... Scored 20 points at La Salle... Recorded 25 points against Penn... Hit for 25 points on 9-of-16 shooting and added eight rebounds, seven assists, five steals, and three blocks vs. Massachusetts... Posted 27 points with career-high 6-of-9 three-point attempts at St. Bonaventure... Made 7-of-12 from the field to tally 16 points, eight rebounds, and three blocks at #20 VCU... Hit for 22 points vs. George Washington... Scored 20 points on 8-of-13 from the field at Denver... Made 8-of-11 field goals en route to 21 points vs. Loyola Maryland... Posted 23 points and added four steals against Western Kentucky... Posted first career double-double with 17 points and 11 rebounds vs. LIU Brooklyn... Recorded 22 points and nine rebounds vs. Vermont... Elected as team co-captain, becoming the second sophomore in school history to serve as captain, and the first since with 1936-37... Atlantic 10 Co-Player of the Week (1/26)... Philadelphia Big 5 Player of the Week (1/26, 2/2, 3/2)... National Jesuit Player of the Week (2/5).

2013-14: Atlantic 10 Co-Rookie of the Year and All-Rookie Team selection... Named the Big 5 Rookie of the Year... Chosen to the Kyle Macy Freshman All-America squad... Team's third leading scorer with 12.1 points per game for A-10 Champion... Averaged 4.5 rebounds and 2.7 assists... Started all 34 games and set the freshman record for games played... Scored double figures in 25 games... Had 13 points in championship game win over VCU... Scored 15 points in A-10 Quarterfinal win over Dayton... Led team with then career-high 22 points and eight assists at George Washington... Hit 18 points (5-of-9 FG) at St. Bonaventure... Scored all 16 points in second half in win at La Salle... Registered 18 points on 8-of-13 shooting from the floor in win over VCU... Had then career-high eight assists vs. Binghamton... Hit 18 points vs. Drexel... Named A-10 Rookie of the Week twice (11/18, 2/9).

High School/Personal: New Jersey All-State First Team selection in 2013... Named the 2013 Union County Player of the Year... Averaged 21.8 points per game, while grabbing 9.0 rebounds... Tallied over 1,000 career points... Team captured the Union County Tournament and reached the State Non-Public B championship game... All-Union County First Team honoree... Averaged 18.2 points as a junior... Nominee for 2013 McDonald's All-American Team... Participated in the 2013 Jordan Brand Classic... Originally from Charlotte, N.C., and attended Rocky River High School before transferring to The Patrick School in New Jersey... Communication studies major.


2015-16 Game-by-Game

OPPONENT	MIN	FG-A	3PT-A	FT-A	OR	DR	TR	F	A	TO	BL	S	PT
Drexel*	35	6-12	0-2	11-15	1	2	3	2	2	3	1	4	23
Niagara*	35	6-11	0-1	0-1	1	5	6	3	7	3	1	1	12
Buffalo*	38	4-11	0-2	2-4	0	5	5	1	5	1	1	1	10
Florida*	37	2-11	0-3	6-8	2	6	8	3	5	4	1	1	10
Old Dominion	34	3-8	1-3	8-10	2	8	10	2	3	4	4	1	15
Villanova*	40	8-18	1-5	0-0	1	5	6	3	2	0	0	1	17
Columbia*	37	4-14	2-8	2-2	1	8	9	1	8	0	3	0	12
Princeton*	40	11-17	1-5	4-6	0	10	10	2	3	2	0	4	27
Temple*	36	7-15	0-4	3-7	2	11	13	3	3	0	2	2	17
Illinois State*	35	6-9	4-6	0-0	0	9	9	2	7	3	1	1	16
Virginia Tech*	39	9-19	2-6	2-4	1	6	7	1	2	4	0	1	22
UMES*	40	5-13	2-5	3-4	3	6	9	2	2	3	1	1	15
Richmond*	37	5-13	2-3	4-9	2	4	6	3	6	2	0	1	16
VCU*	40	6-19	1-6	4-9	2	5	7	2	8	2	0	1	17
Rhode Island*	40	9-21	2-5	2-4	1	6	7	3	5	2	1	3	22
George Mason*	39	7-14	2-5	0-1	3	8	11	4	8	1	0	2	16
Fordham*	34	11-17	0-1	4-6	6	6	12	1	3	2	0	0	26
Penn*	39	7-19	1-3	2-2	4	4	8	1	4	1	1	4	17
La Salle*	39	7-13	1-4	1-2	0	4	4	3	6	3	0	4	16
Massachusetts*	40	3-13	0-2	7-9	0	9	9	3	3	3	1	0	13
Rhode Island*	36	7-14	0-3	1-3	0	10	10	4	2	4	0	1	15
St. Bonaventure*	39	7-11	2-4	6-8	3	3	6	3	7	1	1	0	22
Fordham*	36	6-9	0-2	4-4	1	9	10	1	7	2	0	1	16
George Washington*	40	6-12	0-2	2-2	1	4	5	2	3	4	1	0	14
La Salle*	23	5-7	1-2	2-2	2	7	9	4	4	1	0	1	13
Dayton*	40	7-18	0-3	2-5	1	12	13	3	3	0	0	0	16
Davidson													
Massachusetts													
Saint Louis													
St. Bonaventure													
Duquesne													

* Denotes game started

BEMBRY'S CAREER STATISTICS

YEAR	GP-GS	MIN-AVG	FG-FGA	PCT	3FG-A	PCT	FT-FTA	PCT	REB-AVG	PF-D	AST	TO	BL	ST	PTS-AVG
2013-14	34-34	1107- 32.6	143-312	.458	36-104	.346	91-156	.583	153- 4.5	88-2	92	86	19	32	413- 12.1
2014-15	31-31	1197- 38.6	199-461	.432	50-153	.327	102-160	.638	240- 7.7	73-2	111	89	29	60	550- 17.7
2015-16	26-25	968- 37.2	164-358	.458	25-95	.263	82-127	.646	212- 8.2	62-0	118	55	20	36	435- 16.7
Totals	91-90	3272- 36.0	506-1131	.447	111-352	.315	275-443	.621	605- 6.6	223-4	321	230	68	128	1398- 15.4



AARON BROWN

Senior • Guard • 6-5 • 225
Darby, Pa.
Penn Wood

2

Overall Stats: 9.0 ppg, 3.2 rpg, 1.2 apg
A-10 Stats: 7.9 ppg, 2.4 rpg, 1.2 apg

2015-16:

- Hit for 14 points vs. #15/13 Dayton
- Netted 15 points (6-of-11 FG) at Penn
- Posted 12 points and six rebounds vs. Fordham
- Notched 19 pts (7-of-11 FG, career-high 4-of-4 3FG) vs. Rhode Island
- Scored eight points and matched season-high three assists vs. UMES
- Posted 11 points and season-high three assists vs. Illinois State
- Registered 11 pts and career-high nine rebounds at Temple
- Recorded career-high 26 points (11-of-16 FG) at Columbia
- Scored 11 points (4-of-6 FG) vs. Villanova
- Matched team-high 14 points (5-of-11 FG) vs. Niagara
- Posted 15 points (5-of-10 FG) vs. Drexel

High School/Personal:

- 2009-10 *Delaware County Daily Times* Player of the Year
- Averaged 20.5 points and 7.2 rebounds per game as a senior
- Two-time Associated Press All-State selection
- Team won the 2010 PIAA 4A state title and earned a berth in the state semifinals in 2011
- Sports marketing major

2015-16 Game-by-Game

OPPONENT	MIN	FG-A	3PT-A	FT-A	OR	DR	TR	F	A	TO	BL	S	PT
Drexel*	21	5-10	0-3	5-5	4	1	5	2	0	1	0	0	15
Niagara*	29	5-11	1-3	3-3	0	4	4	2	0	2	0	0	14
Buffalo*	26	3-12	0-4	3-3	0	3	3	0	2	0	0	0	9
Florida*	19	0-2	0-1	1-2	0	2	2	2	1	0	0	0	1
Old Dominion*	26	2-4	1-1	3-4	1	4	5	1	0	2	0	0	8
Villanova*	33	4-6	2-3	1-2	0	1	1	1	1	3	0	0	11
Columbia*	34	11-16	3-4	1-1	3	2	5	1	0	0	0	1	26
Princeton*	24	0-7	0-3	0-0	1	6	7	2	2	2	1	0	0
Temple*	39	5-13	0-1	1-2	1	8	9	0	2	1	0	0	11
Illinois State*	24	5-8	1-3	0-0	2	1	3	2	3	2	0	0	11
Virginia Tech*	10	1-1	1-1	0-0	0	0	0	3	2	1	0	1	3
UMES*	29	3-7	1-4	1-1	0	5	5	2	3	2	0	1	8
Richmond*	27	3-7	0-1	0-0	0	2	2	3	1	3	0	1	6
VCU*	28	2-7	1-2	1-2	0	3	3	3	1	1	0	0	6
Rhode Island*	31	7-11	4-4	1-2	1	0	1	2	1	1	0	0	19
George Mason*	25	1-8	1-5	1-2	0	2	2	0	3	0	0	0	4
Fordham*	27	3-7	1-3	5-8	3	3	6	1	1	2	0	0	12
Penn*	26	6-11	0-2	3-4	0	3	3	1	0	2	0	1	15
La Salle*	20	2-6	0-2	1-2	0	3	3	2	2	2	0	1	5
Massachusetts*	25	2-7	2-3	3-4	1	2	3	3	1	2	0	2	9
Rhode Island*	21	2-5	0-1	0-0	1	3	4	0	0	0	0	0	4
St. Bonaventure*	24	3-7	2-4	0-1	0	1	1	2	0	0	0	0	8
Fordham*	19	0-5	0-1	0-0	0	2	2	2	1	1	0	0	0
George Washington*	19	2-6	1-2	0-0	1	0	1	2	2	0	0	0	5
La Salle*	26	5-7	1-3	0-0	0	2	2	1	2	1	0	0	11
Dayton*	31	5-11	0-2	4-5	0	1	1	2	0	1	0	1	14

Davidson
Massachusetts
Saint Louis
St. Bonaventure
Duquesne

* Denotes game started



ISAIAH MILES

Senior • Forward • 6-7 • 216
Baltimore, Md.
Milford Mill Academy

15

Overall Stats: 17.3 ppg, 8.4 rpg, 1.2 bpg
A-10 Stats: 17.5 ppg, 8.7 rpg, 0.5 bpg

2015-16:

- Has posted double-figures in all 26 games this season
- Registered 12 points and 12 rebounds vs. #15/13 Dayton
- Philadelphia Big 5 Player of the Week (2/15)
- Posted 19 points (6-of-12 FG) and eight rebounds vs. La Salle
- Hit for 21 points (8-of-12 FG) and nine rebounds at GW
- Philadelphia Big 5 Player of the Week (2/1)
- Tallied 17 points and eight rebounds at Rhode Island
- Had 27 points (8-of-14 FG, 9-of-11 FT) and 12 rebounds vs. UMass
- Posted 14 points (7-of-14 FG) and nine rebounds at La Salle
- Had 26 pts (8-of-11 FG, 8-of-8 FT) and 10 rebs at George Mason
- Recorded 31 points (11-of-14 FG) and nine rebounds vs. VCU
- Posted 17 points and career-high 16 rebounds at Richmond
- Atlantic 10 and Big 5 Player of the Week (12/28)
- Scored career-high 36 pts on 11-of-18 FG and career-high 11-of-12 FT and added 15 rebs and career-high four blocks vs. Virginia Tech
- Scored 16 points (4-of-11 FG) vs. Illinois State
- Registered 12 points and 15 rebounds at Temple
- Named to Basketball Hall of Fame Tip-Off All-Tournament Team after averaging 17.5 points, 4.5 rebounds, and 2.0 blocks vs. Florida and Old Dominion
- Registered 24 points and added 14 rebounds vs. Buffalo
- Matched team-high 14 points (5-of-11 FG) and added career-high four blocks vs. Niagara
- Posted 13 points (5-of-9 FG) and 10 rebounds vs. Drexel

High School/Personal:


- All-County honoree and two-time All-Metro First Team selection
- Led Glenelg Country School to MIAA-B Championship
- Criminal justice major

2015-16 Game-by-Game

OPPONENT	MIN	FG-A	3PT-A	FT-A	OR	DR	TR	F	A	TO	BL	S	PT
Drexel*	36	5-9	1-4	2-2	4	6	10	1	1	3	2	1	13
Niagara*	33	5-7	2-3	2-2	0	4	4	1	1	1	4	2	14
Buffalo*	33	7-11	2-5	8-8	4	10	14	3	0	0	1	1	24
Florida*	34	7-14	2-7	0-0	0	3	3	5	0	3	1	0	16
Old Dominion*	36	8-15	1-3	1-3	2	4	6	4	0	1	3	1	18
Villanova*	30	6-12	2-4	0-0	5	0	5	4	1	0	0	0	14
Columbia*	38	5-11	1-5	4-5	3	4	7	2	3	1	3	0	15
Princeton*	34	5-12	1-2	2-2	3	5	8	3	0	2	2	0	13
Temple*	42	2-10	0-5	8-8	3	12	15	4	0	4	0	0	12
Illinois State*	29	4-11	3-5	5-5	0	3	3	2	0	1	1	0	16
Virginia Tech*	39	11-18	3-5	11-12	8	7	15	2	0	0	4	0	36
UMES*	32	5-12	2-6	5-6	3	3	6	4	0	1	0	0	17
Richmond*	39	6-13	2-4	3-3	5	11	16	1	1	0	0	0	17
VCU*	38	11-14	4-6	5-7	3	6	9	3	1	0	1	0	31
Rhode Island*	27	4-5	0-0	2-2	1	2	3	4	0	1	0	0	10
George Mason*	40-	8-11	2-4	8-8	1	9	10	3	0	2	1	1	26
Fordham*	28	4-9	2-4	0-0	0	3	3	3	0	1	1	1	10
Penn*	25	5-7	3-4	0-0	3	6	9	5	0	1	2	0	13
La Salle*	36	7-14	0-2	0-0	2	7	9	2	1	3	1	2	14
Massachusetts*	40	8-14	2-5	9-11	3	9	12	1	1	0	0	0	27
Rhode Island*	38	4-8	0-2	9-10	2	6	8	1	0	2	0	0	17
St. Bonaventure*	40	4-12	1-6	2-3	2	6	8	2	0	0	0	0	11
Fordham*	22	5-11	2-6	1-1	2	4	6	4	0	2	0	2	13
George Washington*	35	8-12	3-6	2-2	3	6	9	3	1	1	1	2	21
La Salle*	34	6-12	3-6	4-5	1	7	8	2	1	1	1	0	19
Dayton*	29	5-13	0-7	2-2	4	8	12	3	5	1	1	0	12

Davidson
Massachusetts
Saint Louis
St. Bonaventure
Duquesne

* Denotes game started



PAPA NDAO

Senior • Forward • 6-8 • 220

Dakar, Senegal

Montverde Academy (Fla.)

12

Overall Stats: 5.6 ppg, 3.5 rpg, 1.1 apg

A-10 Stats: 5.6 ppg, 3.6 rpg, 1.2 apg

2015-16:

- Hit nine points on 3-of-4 shooting from three-point range at Fordham
- Pulled down six rebs each in back-to-back starts vs. Penn and La Salle
- Had three rebounds, two assists, and two steals vs. Fordham
- Matched career-high 13 points in first start of season at George Mason
- Dished out season-high two assists vs. Rhode Island
- Pulled down four rebounds vs. VCU
- Posted 11 pts and career-high eight rebounds at Richmond
- Recorded nine points and five rebounds vs. UMES
- Recorded six points and four rebounds at Temple
- Posted five points and added four rebounds vs. Princeton
- Scored nine points (3-of-4 3FG) in season debut at Columbia
- Missed first six games of season due to fractured finger

High School/Personal:

- Sat out 2014-15 season due to medical reasons
- Received his bachelor's degree in interdisciplinary health services from SJU in May 2015
- Is currently attending graduate school and pursuing a master's degree in health administration

2015-16 Game-by-Game

OPPONENT	MIN	FG-A	3PT-A	FT-A	OR	DR	TR	F	A	TO	BL	S	PT
Drexel							Did Not Play						
Niagara							Did Not Play						
Buffalo							Did Not Play						
Florida							Did Not Play						
Old Dominion							Did Not Play						
Villanova							Did Not Play						
Columbia	9	3-4	3-4	0-0	0	0	0	4	0	2	0	0	9
Princeton	13	1-2	1-1	2-3	0	4	4	2	0	1	1	0	5
Temple	13	2-7	2-6	0-0	2	2	4	5	1	0	1	0	6
Illinois State	20	2-5	2-5	0-0	0	2	2	2	0	1	0	1	6
Virginia Tech	15	0-2	0-2	0-0	0	1	1	2	0	2	0	3	0
UMES	24	2-4	1-2	4-6	1	4	5	1	1	1	1	1	9
Richmond	19	4-9	3-6	0-0	1	7	8	4	0	0	1	0	11
VCU	15	0-0	0-0	0-0	0	4	4	1	1	2	0	0	0
Rhode Island	21	0-3	0-2	0-0	0	1	1	3	2	0	1	0	0
George Mason*	21	4-10	3-8	2-3	1	1	2	4	1	2	0	0	13
Fordham*	25	0-3	0-2	0-0	0	3	3	1	2	2	0	2	0
Penn*	27	1-7	1-7	0-0	1	5	6	1	3	1	0	1	3
La Salle*	29	2-5	1-3	0-0	2	4	6	1	1	0	1	0	5
Massachusetts*	22	3-7	1-5	0-0	2	2	4	1	2	0	0	0	7
Rhode Island	24	2-3	1-2	2-2	0	5	5	4	0	2	1	0	7
St. Bonaventure	25	2-5	2-5	1-3	1	7	8	2	0	1	1	0	7
Fordham	17	3-4	3-4	0-0	1	1	2	5	4	2	0	0	9
George Washington	21	2-3	1-2	0-0	0	2	2	2	1	0	1	0	5
La Salle	18	2-3	0-1	2-2	0	2	2	2	2	1	0	2	6
Dayton	12	1-3	1-1	0-0	0	0	0	4	0	1	1	2	3
Davidson													
Massachusetts													
Saint Louis													
St. Bonaventure													
Duquesne													

* Denotes game started



JAVON BAUMANN

Junior • Forward • 6-8 • 258

Oberbiel Solms, Germany

Theodor-Heus School

34

Overall Stats: 0.6 ppg, 1.0 rpg, 0.1 apg

A-10 Stats: 0.6 ppg, 1.3 rpg, 0.1 apg

2015-16:

- Matched season-high three rebounds in back-to-back games vs. La Salle and #15/13 Dayton
- Scored two points at George Washington
- Recorded two points and two rebounds at Fordham
- Pulled down two rebs each vs. Penn, Fordham, and George Mason
- Matched season-high two rebounds vs. Virginia Tech
- Saw action vs. Illinois State
- Scored two points vs. Villanova
- Scored a point and added season-high two rebounds and season-high one block vs. Buffalo
- Scored in season debut vs. Drexel

High School/Personal:

- Played for the Licher Baeren team in Germany's Pro-B League
- Food marketing major

2015-16 Game-by-Game

OPPONENT	MIN	FG-A	3PT-A	FT-A	OR	DR	TR	F	A	TO	BL	S	PT
Drexel	7	0-0	0-0	1-2	0	0	0	5	0	1	0	0	1
Niagara	2	0-0	0-0	0-0	0	0	0	0	0	0	0	0	0
Buffalo	6	0-1	0-0	1-2	0	2	2	0	0	0	1	0	1
Florida	4	0-0	0-0	0-0	0	0	0	1	0	0	0	0	0
Old Dominion	0+	0-0	0-0	0-0	0	0	0	0	0	0	0	0	0
Villanova	6	1-1	0-0	0-0	0	0	0	0	0	0	0	0	2
Columbia							Did Not Play						
Princeton							Did Not Play						
Temple							Did Not Play						
Illinois State	2	0-0	0-0	0-0	0	0	0	0	0	0	0	0	0
Virginia Tech	8	0-2	0-0	1-2	2	0	2	1	1	0	0	1	1
UMES							Did Not Play						
Richmond	0+	0-0	0-0	0-0	0	0	0	1	0	0	0	0	0
VCU							Did Not Play						
Rhode Island	1	0-0	0-0	0-0	0	0	0	0	0	0	0	0	0
George Mason	11	0-1	0-0	1-2	1	1	2	1	0	0	1	0	1
Fordham	6	0-0	0-0	0-0	0	2	2	2	1	0	0	0	0
Penn	7	0-0	0-0	1-3	1	1	2	0	0	0	0	0	1
La Salle							Did Not Play						
Massachusetts							Did Not Play						
Rhode Island	3	0-0	0-0	0-0	0	0	0	0	0	0	0	0	0
St. Bonaventure							Did Not Play						
Fordham	5	1-1	0-0	0-0	0	2	2	0	0	0	0	0	2
George Washington	5	1-1	0-0	0-0	0	0	0	1	0	0	0	1	2
La Salle	3	0-0	0-0	0-1	2	1	3	0	0	0	0	0	0
Dayton	8	0-1	0-0	0-0	2	1	3	0	0	0	1	0	0
Davidson													
Massachusetts													
Saint Louis													
St. Bonaventure													
Duquesne													

* Denotes game started



BRENDAN CASPER

Junior • Forward • 6-6 • 215
Audubon, Pa.
Methacton

20

Overall Stats: 0.8 ppg, 0.5 rpg, 0.1 apg
A-10 Stats: 1.5 ppg, 0.8 rpg, 0.3 apg

2015-16:

- Scored two points and added one rebound at Fordham
- Had one assist and one rebound in one minute of play at La Salle
- Scored season-high four points and added rebound and steal in four minutes vs. Fordham
- Saw action vs. Virginia Tech
- Pulled down a rebound vs. Illinois State
- Scored two points and added a rebound vs. Buffalo
- Saw action vs. Niagara
- Made season debut vs. Drexel

High School/Personal:

- Made the Hawks' squad as a walk-on
- 2013 Pottstown Area Player of the Year
- Averaged 20.0 points and 10.0 rebounds per game as a senior
- Father, Rob, played basketball under Phil Martelli at Bishop Kenrick
- Business administration major

2015-16 Game-by-Game

OPPONENT	MIN	FG-A	3PT-A	FT-A	OR	DR	TR	F	A	TO	BL	S	PT
Drexel	0+	0-0	0-0	0-0	0	0	0	0	0	0	0	0	0
Niagara	1	0-0	0-0	0-0	0	0	0	0	0	0	0	0	0
Buffalo	2	1-1	0-0	0-0	0	1	1	0	0	0	0	0	2
Florida													
Old Dominion													
Villanova													
Columbia													
Princeton													
Temple													
Illinois State	2	0-2	0-1	0-0	1	0	1	0	0	0	0	0	0
Virginia Tech	1	0-0	0-0	0-0	0	0	0	0	0	1	0	0	0
UMES													
Richmond													
VCU													
Rhode Island													
George Mason													
Fordham	4	1-1	1-1	1-2	0	1	1	0	0	1	0	1	4
Penn	1	0-0	0-0	0-0	0	0	0	0	0	0	0	0	0
La Salle	1	0-0	0-0	0-0	1	0	1	0	1	0	0	0	0
Massachusetts													
Rhode Island													
St. Bonaventure													
Fordham	3	1-1	0-0	0-0	0	1	1	0	0	1	0	0	2
George Washington													
La Salle	3	0-1	0-0	0-0	0	0	0	0	0	0	0	0	0
Dayton													
Davidson													
Massachusetts													
Saint Louis													
St. Bonaventure													
Duquesne													

* Denotes game started



MICHAEL BOOTH

Sophomore • Guard • 6-3 • 199
Thornton, Pa.
Bishop Shanahan

3

Overall Stats: 0.3 ppg, 0.2 rpg, 0.0 apg
A-10 Stats: 0.0 ppg, 0.3 rpg, 0.0 apg

2015-16:

- Pulled down a rebound vs. La Salle
- Saw action at Fordham
- Saw action vs. Fordham
- Scored first two career points (2-of-2 FT) vs. Virginia Tech
- Saw action vs. Old Dominion and Illinois State
- Made season debut vs. Buffalo


High School/Personal:

- Made the Hawks' squad as a walk-on
- Averaged 18.0 points per game as a senior
- 2014 All-Ches-Mont League First Team and All-Area Second Team
- Holds school record for three-point field goals in a season with 55
- Grandson of SJU Hall of Famer Harry Booth, who was the Hawks' head coach from 1974 to 1978
- Pharmaceutical marketing major

2015-16 Game-by-Game

OPPONENT	MIN	FG-A	3PT-A	FT-A	OR	DR	TR	F	A	TO	BL	S	PT
Drexel													
Niagara													
Buffalo	1	0-0	0-0	0-0	0	0	0	0	0	0	0	0	0
Florida													
Old Dominion	0+	0-0	0-0	0-0	0	0	0	0	0	0	0	0	0
Villanova													
Columbia													
Princeton													
Temple													
Illinois State	1	0-1	0-1	0-0	0	0	0	0	0	0	0	0	0
Virginia Tech	1	0-0	0-0	2-2	0	0	0	1	0	0	0	0	2
UMES													
Richmond													
VCU													
Rhode Island													
George Mason													
Fordham	1	0-1	0-1	0-0	0	0	0	0	0	0	0	0	0
Penn													
La Salle													
Massachusetts													
Rhode Island													
St. Bonaventure													
Fordham	2	0-0	0-0	0-0	0	0	0	0	0	0	0	0	0
George Washington													
La Salle	2	0-1	0-0	0-0	0	1	1	0	0	0	0	0	0
Dayton													
Davidson													
Massachusetts													
Saint Louis													
St. Bonaventure													
Duquesne													

* Denotes game started



JAMES DEMERY

Sophomore • Guard • 6-6 • 197
Williamston, N.C.
Northside Christian Academy

25

Overall Stats: 9.4 ppg, 3.8 rpg, 0.6 apg
A-10 Stats: 9.9 ppg, 3.5 rpg, 0.5 apg

2015-16:

- Has posted double-figures in 14 games this season, including last three
- Matched career-high 17 points (7-of-9 FG) vs. La Salle
- Matched season-high seven rebounds vs. Rhode Island
- Scored 13 points, including career-high 3-of-4 FG, at George Mason
- Tallied 11 points and matched season-high seven rebounds vs. VCU
- Posted 11 points (4-of-7 FG) and added six rebounds vs. UMES
- Matched career-high seven rebounds vs. Virginia Tech
- Scored 12 points (4-of-4 FG, 1-of-1 3FG) vs. Illinois State
- Posted 12 points (4-of-6 FG) and had four rebounds vs. Princeton
- Scored 13 points (5-of-10 FG) vs. Villanova
- Had career-high 17 points (7-of-13 FG) and six rebounds vs. Florida
- Posted 13 pts (5-of-10 FG) and six rebounds vs. Buffalo
- Recorded seven points (3-of-5 FG) and five rebounds vs. Drexel

High School/Personal:

- Averaged 18.0 points and 5.0 rebounds per game
- All-Conference and All-County selection
- Helped team to third straight NCISAA 2A title
- Averaged 16.8 points as a junior
- Criminal justice major

2015-16 Game-by-Game

OPPONENT	MIN	FG-A	3PT-A	FT-A	OR	DR	TR	F	A	TO	BL	S	PT
Drexel	23	3-5	0-1	1-5	1	4	5	0	0	0	0	0	7
Niagara	10	3-5	0-1	0-1	0	3	3	3	0	0	0	0	6
Buffalo	16	5-10	1-3	2-5	2	4	6	2	0	0	0	0	13
Florida	30	7-13	0-1	3-5	2	4	6	3	2	2	0	0	17
Old Dominion*	25	3-7	0-2	0-0	0	1	1	2	0	1	0	1	6
Villanova	26	5-10	0-1	3-4	2	3	5	1	1	0	0	0	13
Columbia	25	4-8	0-2	0-0	2	3	5	1	1	1	0	1	8
Princeton	25	4-6	0-1	4-5	0	4	4	1	1	0	3	0	12
Temple	27	0-5	0-1	0-0	0	2	2	1	1	1	0	0	0
Illinois State	22	4-4	1-1	3-3	1	1	2	1	2	0	0	1	12
Virginia Tech	26	2-6	0-1	1-1	1	6	7	2	0	0	0	2	5
UMES	20	4-7	0-1	3-4	3	3	6	2	1	0	0	1	11
Richmond	20	4-5	2-2	0-0	0	1	1	3	0	0	0	0	10
VCU	27	5-11	0-1	1-3	3	4	7	2	1	1	1	0	11
Rhode Island	25	2-4	0-0	3-4	1	3	4	0	1	4	1	1	7
George Mason	24	4-7	3-4	2-2	0	2	2	2	0	0	0	0	13
Fordham	22	4-7	0-1	3-5	1	3	4	2	0	1	0	0	11
Penn	20	2-6	1-3	0-0	0	2	2	1	0	0	0	0	5
La Salle	20	2-3	0-1	5-6	1	2	3	1	0	0	0	0	9
Massachusetts	20	3-7	0-0	5-6	1	2	3	2	1	0	1	1	11
Rhode Island	22	1-5	0-0	4-6	1	6	7	0	0	2	0	0	6
St. Bonaventure	18	2-4	0-2	2-2	1	2	3	1	0	2	0	0	6
Fordham	16	2-4	0-0	2-2	1	1	2	0	1	2	0	0	6
George Washington	23	5-8	0-2	0-0	0	3	3	0	1	0	1	1	10
La Salle	23	7-9	0-0	3-3	0	2	2	2	1	0	0	3	17
Dayton	28	4-7	0-0	4-6	1	4	5	1	1	1	0	1	12

Davidson


Massachusetts

Saint Louis

St. Bonaventure

Duquesne

* Denotes game started



SHAVAR NEWKIRK

Sophomore • Guard • 6-0 • 175
New York, N.Y.
Cardinal Hayes

1

Overall Stats: 8.2 ppg, 2.2 rpg, 2.6 apg
A-10 Stats: 8.8 ppg, 2.2 rpg, 2.2 apg

2015-16:

- Posted eight points, two assists, and zero turnovers in 19 minutes vs. #15/13 Dayton
- Tallied career-high 17 points (6-of-9 FG) at Fordham
- Posted 11 points and five assists at Penn
- Hit 12 points, including career-high 8-of-10 FT, at George Mason
- Recorded 10 points and added four assists at Richmond
- Hit for 13 points (3-of-5 3FG) and added six assists vs. Illinois State
- Had 13 points and added career-high nine assists vs. Villanova
- Recorded 10 points (4-of-8 FG) vs. Old Dominion
- Scored 12 points (4-of-7 FG) vs. Buffalo
- Posted six pts and four assists in first collegiate start vs. Drexel

High School/Personal:

- Two-time *N.Y. Daily News* Bronx Player of the Year
- Two-time All-City and All-CHSAA First Team honoree
- Averaged 17.0 points, 7.0 assists and 4.0 rebounds as a senior
- Led Cardinal Hayes to team's first Archdiocesan title in over 40 years
- Played his freshman year at Rice High School
- Accounting major

2015-16 Game-by-Game

OPPONENT	MIN	FG-A	3PT-A	FT-A	OR	DR	TR	F	A	TO	BL	S	PT
Drexel*	25	1-6	0-1	4-6	0	3	3	3	4	1	0	0	6
Niagara*	22	1-3	0-0	4-4	0	4	4	0	2	1	0	0	6
Buffalo*	23	4-7	1-2	3-3	0	2	2	0	2	2	1	0	12
Florida*	21	2-5	0-1	1-2	0	3	3	1	0	2	0	0	5
Old Dominion*	23	4-8	0-1	2-4	1	0	1	3	2	0	0	0	10
Villanova*	31	4-9	1-2	4-4	0	3	3	1	9	0	0	1	13
Columbia*	24	1-5	0-0	2-2	0	1	1	2	5	2	0	0	4
Princeton*	20	0-6	0-2	0-0	0	1	1	1	0	0	0	0	0
Temple*	20	2-5	1-1	0-1	0	1	1	0	0	1	1	0	5
Illinois State*	27	4-7	3-5	2-3	1	3	4	0	6	2	0	0	13
Virginia Tech*	26	3-9	2-5	0-0	0	1	1	0	2	3	0	1	8
UMES*	25	2-6	2-4	0-0	1	2	3	0	2	4	0	2	6
Richmond*	27	2-5	1-2	5-6	0	0	0	0	4	1	0	0	10
VCU*	26	2-6	0-2	5-7	1	1	2	0	3	3	0	1	9
Rhode Island*	22	1-5	0-1	5-8	1	3	4	1	1	0	0	0	7
George Mason*	22	2-6	0-2	8-10	1	0	1	2	3	2	0	0	12
Fordham*	20	3-8	1-2	0-0	2	2	4	0	3	0	1	0	7
Penn*	18	3-5	1-1	4-4	1	1	2	2	5	1	0	0	11
La Salle*	21	2-7	0-5	0-2	0	0	0	0	1	0	0	2	4
Massachusetts*	29	2-6	0-1	3-6	1	2	3	1	2	3	1	0	7
Rhode Island*	25	3-11	0-2	6-6	0	1	1	2	1	2	0	0	12
St. Bonaventure*	19	2-6	0-1	2-2	0	5	5	1	2	3	0	1	6
Fordham*	28	6-9	3-4	2-2	0	3	3	1	2	0	0	2	17
George Washington*	26	4-6	1-2	1-2	0	2	2	1	4	0	0	3	10
La Salle*	21	1-7	1-4	2-4	0	1	1	0	1	3	0	1	5
Dayton*	19	3-4	2-2	0-0	0	2	2	0	2	0	0	0	8

Davidson


Massachusetts

Saint Louis

St. Bonaventure

Duquesne

* Denotes game started



KYLE THOMPSON

Sophomore • Guard • 6-2 • 191
Mt. Laurel, N.J.
St. Joseph's Prep

21

Overall Stats: 0.0 ppg, 0.7 rpg, 0.2 apg
A-10 Stats: 0.0 ppg, 0.3 rpg, 0.3 apg

2015-16:

- Had one rebound and one assist at Fordham
- Saw action vs. Fordham
- Pulled down one rebound vs. Virginia Tech
- Pulled down two rebounds vs. Illinois State
- Made season debut vs. Buffalo

High School/Personal:

- Made the Hawks' squad as a walk-on
- All-Catholic League selection as a senior
- Averaged 12 ppg and led the team in rebounds, steals and assists
- Helped The Prep to state Final Four and Catholic League final
- Interdisciplinary health services major

2015-16 Game-by-Game

OPPONENT	MIN	FG-A	3PT-A	FT-A	OR	DR	TR	F	A	TO	BL	S	PT
Drexel							Did Not Play						
Niagara							Did Not Play						
Buffalo	1	0-0	0-0	0-0	0	0	0	0	0	0	0	0	0
Florida							Did Not Play						
Old Dominion							Did Not Play						
Villanova							Did Not Play						
Columbia							Did Not Play						
Princeton							Did Not Play						
Temple							Did Not Play						
Illinois State	1	0-0	0-0	0-0	0	2	2	0	0	0	0	0	0
Virginia Tech	1	0-0	0-0	0-0	0	1	1	0	0	0	0	0	0
UMES							Did Not Play						
Richmond							Did Not Play						
VCU							Did Not Play						
Rhode Island							Did Not Play						
George Mason							Did Not Play						
Fordham	2	0-0	0-0	0-0	0	0	0	1	0	0	0	0	0
Penn							Did Not Play						
La Salle							Did Not Play						
Massachusetts							Did Not Play						
Rhode Island							Did Not Play						
St. Bonaventure							Did Not Play						
Fordham	2	0-1	0-1	0-0	0	1	1	2	1	0	0	0	0
George Washington							Did Not Play						
La Salle	2	0-0	0-0	0-0	0	0	0	0	0	0	0	0	0
Dayton							Did Not Play						
Davidson													
Massachusetts													
Saint Louis													
St. Bonaventure													
Duquesne													

* Denotes game started



JAI WILLIAMS

Sophomore • Forward • 6-9 • 257
Philadelphia, Pa.
Philadelphia Electrical & Technical
Charter

32

Overall Stats: 1.0 ppg, 1.0 rpg, 0.0 apg
A-10 Stats: 1.0 ppg, 1.0 rpg, 0.0 apg

2015-16:

- Scored two points and added two rebounds vs. La Salle
- Saw action vs. Fordham
- Pulled down one rebound vs. Virginia Tech
- Posted two points and a rebound in season debut vs. Drexel


High School/Personal:

- 2013 McDonalds All-American nominee
- Two-time All-Public League selection
- Averaged 10.2 points as a senior
- Communication studies major

2015-16 Game-by-Game

OPPONENT	MIN	FG-A	3PT-A	FT-A	OR	DR	TR	F	A	TO	BL	S	PT
Drexel	5	1-1	0-0	0-0	0	1	1	2	0	0	0	0	2
Niagara							Did Not Play						
Buffalo							Did Not Play						
Florida							Did Not Play						
Old Dominion							Did Not Play						
Villanova							Did Not Play						
Columbia							Did Not Play						
Princeton							Did Not Play						
Temple							Did Not Play						
Illinois State							Did Not Play						
Virginia Tech	1	0-0	0-0	0-0	0	1	1	0	0	0	0	0	0
UMES							Did Not Play						
Richmond							Did Not Play						
VCU							Did Not Play						
Rhode Island							Did Not Play						
George Mason							Did Not Play						
Fordham	3	0-0	0-0	0-0	0	0	0	1	0	2	0	0	0
Penn							Did Not Play						
La Salle							Did Not Play						
Massachusetts							Did Not Play						
Rhode Island							Did Not Play						
St. Bonaventure							Did Not Play						
Fordham							Did Not Play						
George Washington							Did Not Play						
La Salle	3	0-1	0-0	2-2	2	0	2	1	0	0	0	0	2
Dayton							Did Not Play						
Davidson													
Massachusetts													
Saint Louis													
St. Bonaventure													
Duquesne													

* Denotes game started



SKYLAR SCRIVANO

Senior • Forward • 6-10 • 233
Doylestown, Pa.
Central Bucks East

Overall Stats: ---
A-10 Stats: ---

33

2015-16:

- Sidelined with achilles injury


High School/Personal:

- Transferred to Saint Joseph's from Rider and sat out last season due to transfer rules
- Averaged 15 points, 12 rebounds and four blocks as a senior at Central Bucks East
- Sociology major

2015-16 Game-by-Game

OPPONENT	MIN	FG-A	3PT-A	FT-A	OR	DR	TR	F	A	TO	BL	S	PT
Drexel							Did Not Play						
Niagara							Did Not Play						
Buffalo							Did Not Play						
Florida							Did Not Play						
Old Dominion							Did Not Play						
Villanova							Did Not Play						
Columbia							Did Not Play						
Princeton							Did Not Play						
Temple							Did Not Play						
Illinois State							Did Not Play						
Virginia Tech							Did Not Play						
UMES							Did Not Play						
Richmond							Did Not Play						
VCU							Did Not Play						
Rhode Island							Did Not Play						
George Mason							Did Not Play						
Fordham							Did Not Play						
Penn							Did Not Play						
La Salle							Did Not Play						
Massachusetts							Did Not Play						
Rhode Island							Did Not Play						
St. Bonaventure							Did Not Play						
Fordham							Did Not Play						
George Washington							Did Not Play						
La Salle							Did Not Play						
Dayton							Did Not Play						
Davidson													
Massachusetts													
Saint Louis													
St. Bonaventure													
Duquesne													

* Denotes game started



MARKELL LODGE

R-Freshman • Forward • 6-7 • 210
Washington, N.C.
Pace Academy

Overall Stats: 0.8 ppg, 1.0 rpg, 0.1 bpg
A-10 Stats: 0.5 ppg, 0.0 rpg, 0.0 bpg

23

2015-16:

- Saw action at Fordham
- Scored two points at La Salle
- Saw action vs. Fordham and Illinois State
- Netted two points vs. Old Dominion
- Scored two points and added two rebounds vs. Buffalo
- Scored first four career points (2-of-3 FG) and added season-high six rebounds in season-high 11 minutes vs. Niagara
- Made collegiate debut vs. Drexel


High School/Personal:

- Sat out last season to concentrate on academics
- Averaged 18.0 points, 8.0 rebounds and 3.0 blocks as a senior
- Two-time All-Conference selection and team MVP
- Played at Christian Faith Center Academy during his junior season
- Sports marketing major

2015-16 Game-by-Game

OPPONENT	MIN	FG-A	3PT-A	FT-A	OR	DR	TR	F	A	TO	BL	S	PT
Drexel	3	0-0	0-0	0-0	0	0	0	2	0	0	0	0	0
Niagara	11	2-3	0-0	0-0	2	4	6	5	0	1	0	0	4
Buffalo	10	1-1	0-0	0-0	1	1	2	2	0	1	0	0	2
Florida	7	0-0	0-0	0-0	1	0	1	0	0	0	1	0	0
Old Dominion	8	0-0	0-0	2-2	0	1	1	0	0	0	0	0	2
Villanova	4	0-0	0-0	0-2	1	0	1	0	0	0	0	0	0
Columbia	3	0-0	0-0	0-0	0	0	0	0	0	0	0	0	0
Princeton							Did Not Play						
Temple							Did Not Play						
Illinois State	1	0-0	0-0	0-0	1	0	1	0	0	0	0	0	0
Virginia Tech							Did Not Play						
UMES							Did Not Play						
Richmond							Did Not Play						
VCU							Did Not Play						
Rhode Island							Did Not Play						
George Mason							Did Not Play						
Fordham	3	0-0	0-0	0-0	0	0	0	0	0	0	0	0	0
Penn							Did Not Play						
La Salle	2	1-1	0-0	0-0	0	0	0	0	0	0	0	0	2
Massachusetts							Did Not Play						
Rhode Island							Did Not Play						
St. Bonaventure							Did Not Play						
Fordham	3	0-0	0-0	0-0	0	0	0	0	0	0	0	0	0
George Washington							Did Not Play						
La Salle	2	0-0	0-0	0-0	0	0	0	0	0	0	0	0	0
Dayton							Did Not Play						
Davidson													
Massachusetts													
Saint Louis													
St. Bonaventure													
Duquesne													

* Denotes game started



CHRIS CLOVER

Freshman • Guard • 6-3 • 215
Philadelphia, Pa.
St. Joseph's Prep

11

Overall Stats: 0.6 ppg, 0.2 rpg, 0.1 apg
A-10 Stats: 0.5 ppg, 0.2 rpg, 0.2 apg

2015-16:

- Matched season-high three points vs. La Salle
- Registered first career assist and steal vs. Fordham
- Recorded one point and one rebound vs. Virginia Tech
- Scored three points vs. Illinois State
- Pulled down first collegiate rebound vs. Buffalo
- Scored first career points in season-high eight minutes vs. Niagara
- Made collegiate debut vs. Drexel


High School/Personal:

- Philadelphia Catholic League MVP and All-League First Team pick
- Scored 20.7 points per game to rank fifth in the city in scoring
- Led the Catholic League in scoring with 21.9 ppg in league contests
- All-State Class AAAA First Team, All-Southeastern Pennsylvania First Team, All-USA Pennsylvania First Team selection
- Two-time *Philadelphia Daily News* All-City First Team selection
- Selected as the 2015 Markward Club Boys Player of the Year
- Totalled 1,248 points, 405 rebounds and 117 assists in his career
- Business administration major

2015-16 Game-by-Game

OPPONENT	MIN	FG-A	3PT-A	FT-A	OR	DR	TR	F	A	TO	BL	S	PT
Drexel	3	0-2	0-1	0-0	0	0	0	1	0	0	0	0	0
Niagara	8	1-5	1-2	0-0	0	0	0	2	0	0	0	0	3
Buffalo	7	0-2	0-2	0-0	0	1	1	2	0	0	0	0	0
Florida	1	0-0	0-0	0-0	0	0	0	1	0	0	0	0	0
Old Dominion	5	0-0	0-0	0-0	0	1	1	0	0	0	0	0	0
Villanova	3	0-0	0-0	0-0	0	0	0	0	0	0	0	0	0
Columbia	3	0-1	0-1	0-0	0	0	0	0	0	0	0	0	0
Princeton	3	0-0	0-0	0-0	0	0	0	0	0	0	0	0	0
Temple													
Illinois State	6	1-3	1-3	0-0	0	0	0	0	0	0	0	0	3
Virginia Tech	4	0-2	0-0	1-2	0	1	1	1	0	1	0	0	1
UMES													
Richmond	3	0-0	0-0	0-0	0	0	0	0	0	0	0	0	0
VCU													
Rhode Island													
George Mason													
Fordham	6	0-2	0-2	0-0	0	1	1	1	1	0	0	1	0
Penn	1	0-0	0-0	0-0	0	0	0	1	0	1	0	0	1
La Salle	1	0-1	0-1	0-0	0	0	0	0	0	0	0	0	0
Massachusetts													
Rhode Island	1	0-0	0-0	0-0	0	0	0	1	0	0	0	0	0
St. Bonaventure													
Fordham	4	0-2	0-1	0-0	0	0	0	0	0	2	0	0	0
George Washington													
La Salle	4	0-1	0-0	3-4	0	0	0	0	0	0	0	0	3
Dayton													
Davidson													
Massachusetts													
Saint Louis													
St. Bonaventure													
Duquesne													

* Denotes game started



LAMARR KIMBLE

Freshman • Guard • 6-0 • 197
Philadelphia, Pa.
Neumann-Goretti

0

Overall Stats: 5.4 ppg, 1.3 rpg, 2.4 apg
A-10 Stats: 6.2 ppg, 1.1 rpg, 2.4 apg

2015-16:

- Matched career-high 13 points and added five assists vs. #15/13 Dayton
- Matched season-high six assists vs. La Salle
- Tallied career-high 13 points (3-of-5 3FG) at Fordham
- Registered 11 points vs. St. Bonaventure
- Scored 10 points (4-of-7 FG) at La Salle
- Posted eight points and season-high six assists at Penn
- Tallied 10 points (3-of-5 FG), three rebounds, and three assists vs. Fordham
- Scored 11 pts, including game-winning 3FG in OT, vs. Temple
- Tallied nine points vs. Florida
- Scored nine points and added four assists vs. Buffalo
- Posted three points in collegiate debut vs. Drexel


High School/Personal:

- 2015 All-Catholic League First Team selection, averaging 14.5 ppg
- PA Sportswriters All-State Class AAA First Team, All-USA PA First Team, and All-Southeastern PA Third Team selection
- Helped Neumann-Goretti to second straight PIAA Class AAA title
- Team went 28-2 on the season
- Two-time *Philadelphia Daily News* All-City Team Honorable Mention
- Nickname is "Fresh"
- Communication studies major

2015-16 Game-by-Game

OPPONENT	MIN	FG-A	3PT-A	FT-A	OR	DR	TR	F	A	TO	BL	S	PT
Drexel	17	1-2	1-2	0-0	0	1	1	1	1	2	0	0	3
Niagara	19	0-4	0-2	2-4	0	2	2	2	3	3	0	1	2
Buffalo	15	3-4	1-2	2-2	0	2	2	3	4	1	0	2	9
Florida	23	2-6	1-3	4-6	0	1	1	3	0	2	0	1	9
Old Dominion	16	1-4	0-3	0-0	1	1	2	3	1	0	0	0	2
Villanova	10	0-3	0-1	0-0	0	1	1	2	2	2	0	1	0
Columbia	16	2-4	0-2	2-2	0	1	1	0	2	0	0	1	6
Princeton	20	1-4	0-1	3-4	1	2	3	1	2	1	0	0	5
Temple	27	4-10	3-4	0-0	1	1	2	2	2	3	0	2	11
Illinois State	12	0-3	0-1	0-0	0	0	0	1	1	3	0	0	0
Virginia Tech	14	0-4	0-0	1-2	0	1	1	3	3	0	0	0	1
UMES	14	1-7	0-3	2-2	1	1	2	0	4	0	0	0	4
Richmond	14	0-4	0-1	0-0	0	1	1	0	2	0	0	0	0
VCU	13	1-3	0-1	0-0	0	1	1	1	0	2	0	0	2
Rhode Island	19	1-3	1-3	0-0	0	0	0	2	2	0	0	1	3
George Mason	18	0-5	0-3	2-2	0	0	0	2	1	0	0	0	2
Fordham	18	3-5	2-2	2-3	1	2	3	0	3	0	0	1	10
Penn	22	3-6	1-3	1-1	1	2	3	2	6	2	0	1	8
La Salle	19	4-7	1-1	1-2	0	0	0	2	1	1	0	0	10
Massachusetts	10	1-2	0-0	2-2	0	0	0	1	2	0	0	0	4
Rhode Island	15	0-3	0-3	0-0	0	1	1	0	0	1	0	0	0
St. Bonaventure	20	3-7	1-2	4-4	1	3	4	1	3	0	1	0	11
Fordham	17	4-7	3-5	2-3	0	1	1	1	2	1	0	1	13
George Washington	17	3-5	0-1	2-2	0	0	0	0	3	0	0	0	8
La Salle	17	2-7	1-3	0-0	0	1	1	2	6	1	0	1	5
Dayton	21	4-5	2-3	3-4	1	1	2	0	5	1	0	0	13
Davidson													
Massachusetts													
Saint Louis													
St. Bonaventure													
Duquesne													

* Denotes game started



PIERFRANCESCO OLIVA

Freshman • Forward • 6-8 • 207
Taranto, Italy
Bergen Catholic (N.J.)

24

Overall Stats: 4.4 ppg, 4.2 rpg, 2.0 apg
A-10 Stats: 4.3 ppg, 3.9 rpg, 1.5 apg

2015-16:

- Hit for nine points on career-high three 3FG at George Washington
- Pulled down eight rebounds at Fordham
- Missed George Mason and Fordham games due to injury (ankle)
- Pulled down six rebounds vs. Rhode Island
- Registered eight points (3-of-5 FG) vs. UMES
- Matched season-high five assists vs. Virginia Tech
- Recorded seven points and five rebounds vs. Buffalo
- Tallied 12 points (3-of-10 FG), season-high eight rebounds, and season-high five assists in season-high 30 minutes vs. Niagara
- Posted 12 points (3-of-6 FG), four rebounds, four assists, and season-high three blocks in collegiate debut vs. Drexel

High School/Personal:

- Earned All-State Third Team honors at Bergen Catholic
- Averaged 15.9 points and 3.0 rebounds in 2015
- Team went 18-7 and captured the Bergen County Jamboree title
- Came to United States in 2014 from his hometown of Taranto, Italy
- Goes by "Checco"
- Business major

2015-16 Game-by-Game

OPPONENT	MIN	FG-A	3PT-A	FT-A	OR	DR	TR	F	A	TO	BL	S	PT
Drexel*	25	3-6	2-4	4-4	2	2	4	4	4	3	3	0	12
Niagara*	30	3-10	2-6	4-6	3	5	8	2	5	1	2	1	12
Buffalo*	22	3-6	1-4	0-0	0	5	5	3	0	1	1	0	7
Florida*	24	2-4	0-2	1-4	1	3	4	2	1	1	1	1	5
Old Dominion*	27	1-4	0-2	3-4	0	4	4	1	3	0	3	0	5
Villanova*	17	1-5	0-2	0-2	2	5	7	3	2	2	0	1	2
Columbia*	11	0-2	0-1	0-0	2	2	4	2	2	1	1	2	0
Princeton*	21	0-3	0-1	0-0	1	3	4	0	4	1	1	1	0
Temple*	21	1-3	0-1	2-2	1	3	4	3	0	0	1	0	4
Illinois State*	18	1-5	0-2	0-0	0	2	2	2	2	0	1	0	2
Virginia Tech*	15	0-3	0-1	0-0	1	2	3	1	5	0	0	0	0
UMES*	16	3-5	1-1	1-4	2	2	4	1	3	0	2	1	8
Richmond*	14	3-4	1-2	0-0	1	3	4	0	3	2	0	1	7
VCU*	13	2-3	1-1	1-1	0	4	4	2	3	2	1	3	6
Rhode Island*	14	1-5	0-2	2-3	3	3	6	2	1	1	0	0	4
George Mason													
Fordham													
Penn	14	1-3	0-2	0-0	1	4	5	1	1	1	0	2	2
La Salle	12	2-3	0-0	0-0	3	0	3	1	0	0	0	1	4
Massachusetts	14	0-1	0-1	0-2	0	2	2	1	1	0	0	1	0
Rhode Island*	15	1-3	0-2	1-1	0	3	3	1	1	0	1	0	3
St. Bonaventure*	15	1-5	0-1	0-0	1	2	3	2	2	0	0	0	2
Fordham*	26	2-5	0-0	0-0	2	6	8	2	1	1	1	1	4
George Washington*	14	3-7	3-4	0-0	1	1	2	2	2	0	0	0	9
La Salle*	18	3-4	1-1	0-0	0	4	4	0	1	0	0	1	7
Dayton*	12	0-2	0-2	1-2	0	4	4	2	1	1	0	1	1
Davidson													
Massachusetts													
Saint Louis													
St. Bonaventure													
Duquesne													

* Denotes game started



CHRISTIAN VEGA

Sophomore • Guard • 6-0 • 170
Guaynabo, Puerto Rico
Colegio San Jose'

5

Overall Stats: 0.0 ppg, 0.5 rpg, 0.0 apg
A-10 Stats: 0.0 ppg, 0.5 rpg, 0.0 apg

2015-16:

- Saw action vs. La Salle
- Pulled down one rebound in collegiate debut vs. Fordham
- Joins the squad as a walk-on... Will dress for home games only

High School/Personal:

- Averaged 19.0 points and 6.0 assists as a senior
- Four-time All-Star and All-Alliance PRHSAA while averaging double figures all four seasons
- Led Colegio San Jose' to two Final Four appearances
- Father, Reinaldo, participated in two Pan American games playing water polo for Puerto Rico
- Food marketing major

2015-16 Game-by-Game

OPPONENT	MIN	FG-A	3PT-A	FT-A	OR	DR	TR	F	A	TO	BL	S	PT
Drexel													
Niagara													
Buffalo													
Florida													
Old Dominion													
Villanova													
Columbia													
Princeton													
Temple													
Illinois State													
Virginia Tech													
UMES													
Richmond													
VCU													
Rhode Island													
George Mason													
Fordham	1	0-0	0-0	0-0	0	1	1	0	0	2	0	0	0
Penn													
La Salle													
Massachusetts													
Rhode Island													
St. Bonaventure													
Fordham													
George Washington													
La Salle	1	0-0	0-0	0-0	0	0	0	0	0	0	0	0	0
Dayton													
Davidson													
Massachusetts													
Saint Louis													
St. Bonaventure													
Duquesne													

* Denotes game started



Saint Joseph's Basketball
Saint Joseph's Combined Team Statistics (as of Feb 17, 2016)
All games



Overall record: 22-4 Conf: 11-2 Home: 11-3 Away: 9-0 Neutral: 2-1

#	Player	gp-gs	min	avg	Total		3-Point		F-Throw		Rebounds				pf	dq	a	to	blk	stl	pts	avg
					fg-fga	fg%	3fg-fga	3fg%	ft-fga	ft%	off	def	tot	avg								
15	MILES, Isaiah	26-26	887	34.1	155-297	.522	44-116	.379	95-107	.888	67	151	218	8.4	72	2	20	31	30	13	449	17.3
43	BEMBRY, DeAndre'	26-25	968	37.2	164-358	.458	25-95	.263	82-127	.646	40	172	212	8.2	62	0	118	55	20	36	435	16.7
25	DEMERY, James	26-1	583	22.4	91-173	.526	8-32	.250	54-78	.692	25	75	100	3.8	36	0	15	21	4	13	244	9.4
02	BROWN, Aaron	26-26	663	25.5	87-202	.431	23-66	.348	38-53	.717	19	64	83	3.2	42	0	31	32	1	9	235	9.0
01	NEWKIRK, Shavar	26-26	610	23.5	64-167	.383	20-55	.364	65-88	.739	10	47	57	2.2	22	0	68	36	4	14	213	8.2
12	NDAO, Papa	20-5	390	19.5	36-89	.404	26-68	.382	13-19	.684	12	57	69	3.5	51	2	21	21	10	12	111	5.6
00	KIMBLE, Lamarr	26-0	443	17.0	44-124	.355	18-55	.327	35-45	.778	8	27	35	1.3	33	0	62	27	1	13	141	5.4
24	OLIVA, Pierfrancesco	24-21	428	17.8	37-101	.366	12-45	.267	20-35	.571	27	74	101	4.2	40	0	48	18	19	18	106	4.4
32	WILLIAMS, Jai	4-0	12	3.0	1-2	.500	0-0	.000	2-2	1.000	2	2	4	1.0	4	0	0	2	0	0	4	1.0
23	LODGE, Markell	12-0	57	4.8	4-5	.800	0-0	.000	2-4	.500	6	6	12	1.0	9	1	0	2	1	0	10	0.8
20	CASPER, Brendan	10-0	18	1.8	3-6	.500	1-2	.500	1-2	.500	2	3	5	0.5	0	0	1	3	0	1	8	0.8
34	BAUMANN, Javon	18-0	84	4.7	3-8	.375	0-0	.000	5-12	.417	8	10	18	1.0	12	1	2	1	3	2	11	0.6
11	CLOVER, Chris	17-0	63	3.7	2-21	.095	2-13	.154	4-6	.667	0	4	4	0.2	10	0	1	4	0	1	10	0.6
03	BOOTH, Mike	6-0	8	1.3	0-3	.000	0-2	.000	2-2	1.000	0	1	1	0.2	1	0	0	0	0	0	2	0.3
05	VEGA, Christian	2-0	2	1.0	0-0	.000	0-0	.000	0-0	.000	0	1	1	0.5	0	0	0	2	0	0	0	0.0
21	THOMPSON, Kyle	6-0	9	1.5	0-1	.000	0-1	.000	0-0	.000	0	4	4	0.7	3	0	1	0	0	0	0	0.0
Team											48	62	110					9				
Total.....		26	5225		691-1557	.444	179-550	.325	418-580	.721	274	760	1034	39.8	397	6	388	264	93	132	1979	76.1
Opponents.....		26	5225		645-1631	.395	202-679	.297	257-374	.687	276	672	948	36.5	519	-	315	291	67	117	1749	67.3

TEAM STATISTICS	SJU	OPP	Date	Opponent	Score	Att.
SCORING	1979	1749	11/13/15	DREXEL	w 82-81	4200
Points per game	76.1	67.3	11/15/15	NIAGARA	w 73-62	3486
Scoring margin	+8.8	-	11/18/15	BUFFALO	w 89-67	3451
FIELD GOALS-ATT	691-1557	645-1631	11/21/15	vs Florida	L 63-74	4507
Field goal pct	.444	.395	11/22/15	vs Old Dominion	w 66-64	3813
3 POINT FG-ATT	179-550	202-679	12/01/15	VILLANOVA	L 72-86	4200
3-point FG pct	.325	.297	12/04/15	at Columbia	w 80-78	1088
3-pt FG made per game	6.9	7.8	12/08/15	PRINCETON	w 62-50	3451
FREE THROWS-ATT	418-580	257-374	12/13/15	at Temple	Wot 66-65	6194
Free throw pct	.721	.687	12/19/15	ILLINOIS STATE	w 79-65	3516
F-Throws made per game	16.1	9.9	12/22/15	vs Virginia Tech	w 79-62	4069
REBOUNDS	1034	948	12/29/15	MARYLAND E. SHORE	w 78-68	3721
Rebounds per game	39.8	36.5	* 01/02/16	at Richmond	w 77-73	7048
Rebounding margin	+3.3	-	* 01/05/16	VCU	L 82-85	3752
ASSISTS	388	315	* 01/10/16	RHODE ISLAND	w 72-67	4080
Assists per game	14.9	12.1	* 01/13/16	at George Mason	w 87-73	3044
TURNOVERS	264	291	* 01/16/16	FORDHAM	w 80-55	4200
Turnovers per game	10.2	11.2	* 01/20/16	at Penn	w 75-60	8030
Turnover margin	+1.0	-	* 01/24/16	at La Salle	w 69-48	3021
Assist/turnover ratio	1.5	1.1	* 01/27/16	MASSACHUSETTS	w 78-70	3856
STEALS	132	117	* 01/30/16	at Rhode Island	w 64-55	6907
Steals per game	5.1	4.5	* 02/03/16	ST. BONAVENTURE	L 73-83	4027
BLOCKS	93	67	* 02/06/16	at Fordham	w 82-60	3200
Blocks per game	3.6	2.6	* 02/10/16	at George Washington	w 84-66	3091
ATTENDANCE	54340	54012	* 02/13/16	LA SALLE	w 88-62	4200
Home games-Avg/Game	14-3881	9-4625	* 02/17/16	DAYTON	w 79-70	4200
Neutral site-Avg/Game	-	3-4130				

* - Conference game

Score by Periods	1st	2nd	OT	Totals
Saint Joseph's	930	1044	5	1979
Opponents	795	950	4	1749



Saint Joseph's Basketball
Saint Joseph's Season Box Score (as of Feb 17, 2016)
Conference games



RECORD:	OVERALL	HOME	AWAY	NEUTRAL
ALL GAMES	11-2	5-2	6-0	0-0
CONFERENCE	11-2	5-2	6-0	0-0
NON-CONFERENCE	0-0	0-0	0-0	0-0

#	Player	gp-gs	min	avg	Total		3-Point		F-Throw		Rebounds				pf	dq	a	to	blk	stl	pts	avg
					fg-fga	fg%	3fg-fga	3fg%	ft-fa	ft%	off	def	tot	avg								
15	MILES, Isaiah	13-13	446	34.3	80-148	.541	21-58	.362	47-54	.870	29	84	113	8.7	32	0	14	13	7	8	228	17.5
43	BEMBRY, DeAndre'	13-13	483	37.2	86-181	.475	11-42	.262	39-64	.609	22	87	109	8.4	36	0	65	27	4	14	222	17.1
25	DEMERY, James	13-0	288	22.2	45-81	.556	5-13	.385	34-45	.756	11	35	46	3.5	16	0	7	13	4	7	129	9.9
01	NEWKIRK, Shavar	13-13	305	23.5	33-86	.384	9-30	.300	39-55	.709	6	22	28	2.2	9	0	29	17	2	10	114	8.8
02	BROWN, Aaron	13-13	323	24.8	37-94	.394	13-33	.394	16-26	.615	7	24	31	2.4	23	0	15	14	0	5	103	7.9
00	KIMBLE, Lamarr	13-0	218	16.8	26-63	.413	11-28	.393	18-22	.818	3	11	14	1.1	10	0	31	8	1	4	81	6.2
12	NDAO, Papa	13-4	269	20.7	25-58	.431	16-41	.390	7-10	.700	8	39	47	3.6	34	1	16	13	7	6	73	5.6
24	OLIVA, Pierfrancesco	11-9	167	15.2	18-42	.429	6-16	.375	5-9	.556	11	32	43	3.9	15	0	16	7	3	9	47	4.3
20	CASPER, Brendan	4-0	11	2.8	2-3	.667	1-1	1.000	1-2	.500	1	2	3	0.8	0	0	1	2	0	1	6	1.5
32	WILLIAMS, Jai	2-0	6	3.0	0-1	.000	0-0	.000	2-2	1.000	2	0	2	1.0	2	0	0	2	0	0	2	1.0
34	BAUMANN, Javon	9-0	42	4.7	2-4	.500	0-0	.000	1-3	.333	5	7	12	1.3	5	0	1	0	2	1	5	0.6
23	LODGE, Markell	4-0	10	2.5	1-1	1.000	0-0	.000	0-0	.000	0	0	0	0.0	0	0	0	0	0	0	2	0.5
11	CLOVER, Chris	6-0	19	3.2	0-6	.000	0-4	.000	3-4	.750	0	1	1	0.2	2	0	1	2	0	1	3	0.5
05	VEGA, Christian	2-0	2	1.0	0-0	.000	0-0	.000	0-0	.000	0	1	1	0.5	0	0	0	2	0	0	0	0.0
21	THOMPSON, Kyle	3-0	6	2.0	0-1	.000	0-1	.000	0-0	.000	0	1	1	0.3	3	0	1	0	0	0	0	0.0
03	BOOTH, Mike	3-0	5	1.7	0-2	.000	0-1	.000	0-0	.000	0	1	1	0.3	0	0	0	0	0	0	0	0.0
Team											23	33	56				3					
Total.....		13	2600		355-771	.460	93-268	.347	212-296	.716	128	380	508	39.1	187	1	197	123	30	66	1015	78.1
Opponents.....		13	2600		325-789	.412	103-344	.299	114-171	.667	111	330	441	33.9	257	-	160	152	32	59	867	66.7

Score by Periods	1st	2nd	Totals
Saint Joseph's	466	549	1015
Opponents	403	464	867



Saint Joseph's Basketball
Saint Joseph's Team Game-by-Game (as of Feb 17, 2016)
All games



TEAM STATISTICS

Opponent	Date	Score	W	Total		3-Pointers		Free throws		Rebounds											
				fg-fga	pct	3fg-fga	pct	ft-flt	pct	off	def	tot	avg	pf	a	t/o	blk	stl	pts	avg	
DREXEL	11/13/15	82-81	W	25-53	.472	4-18	.222	28-39	.718	12	24	36	36.0	23	12	16	6	5	82	82.0	
NIAGARA	11/15/15	73-62	W	26-59	.441	6-18	.333	15-21	.714	7	33	40	38.0	20	18	12	7	5	73	77.5	
BUFFALO	11/18/15	89-67	W	31-66	.470	6-24	.250	21-27	.778	10	36	46	40.7	16	13	6	5	4	89	81.3	
vs Florida	11/21/15	63-74	L	22-55	.400	3-18	.167	16-27	.593	8	27	35	39.2	21	9	14	4	3	63	76.8	
vs Old Dominion	11/22/15	66-64	W	22-50	.440	3-15	.200	19-27	.704	10	25	35	38.4	16	9	9	10	3	66	74.6	
VILLANOVA	12/01/15	72-86	L	29-64	.453	6-18	.333	8-14	.571	12	21	33	37.5	15	18	7	0	4	72	74.2	
at Columbia	12/04/15	80-78	W	30-65	.462	9-27	.333	11-12	.917	12	24	36	37.3	13	21	8	7	5	80	75.0	
PRINCETON	12/08/15	62-50	W	22-57	.386	3-16	.188	15-20	.750	7	36	43	38.0	12	11	12	5	5	62	73.4	
at Temple	12/13/15	66-65	Wot	23-68	.338	6-23	.261	14-20	.700	11	41	52	39.6	18	9	10	5	4	66	72.6	
ILLINOIS STATE	12/19/15	79-65	W	27-58	.466	15-33	.455	10-11	.909	8	25	33	38.9	12	21	13	3	3	79	73.2	
vs Virginia Tech	12/22/15	79-62	W	26-66	.394	8-21	.381	19-25	.760	19	29	48	39.7	17	15	13	4	9	79	73.7	
MARYLAND E. SHORE	12/29/15	78-68	W	25-61	.410	9-26	.346	19-27	.704	16	27	43	40.0	12	16	11	4	7	78	74.1	
at Richmond	01/02/16	77-73	W	27-60	.450	11-21	.524	12-18	.667	11	29	40	40.0	15	17	10	1	3	77	74.3	
VCU	01/05/16	82-85	L	29-63	.460	7-19	.368	17-29	.586	11	35	46	40.4	14	18	13	3	5	82	74.9	
RHODE ISLAND	01/10/16	72-67	W	25-57	.439	7-17	.412	15-23	.652	11	23	34	40.0	17	13	9	3	5	72	74.7	
at George Mason	01/13/16	87-73	W	26-62	.419	11-31	.355	24-30	.800	9	27	36	39.8	16	17	8	2	3	87	75.4	
FORDHAM	01/16/16	80-55	W	29-60	.483	7-19	.368	15-24	.625	14	27	41	39.8	13	17	12	2	6	80	75.7	
at Penn	01/20/16	75-60	W	28-64	.438	8-25	.320	11-14	.786	14	32	46	40.2	15	19	10	3	9	75	75.7	
at La Salle	01/24/16	69-48	W	29-60	.483	3-19	.158	8-14	.571	13	22	35	39.9	12	13	9	2	10	69	75.3	
MASSACHUSETTS	01/27/16	78-70	W	22-57	.386	5-17	.294	29-40	.725	10	30	40	39.9	13	13	8	3	4	78	75.4	
at Rhode Island	01/30/16	64-55	W	20-52	.385	1-15	.067	23-28	.821	6	36	42	40.0	13	4	13	2	1	64	74.9	
ST. BONAVENTURE	02/03/16	73-83	L	24-57	.421	8-25	.320	17-23	.739	9	29	38	39.9	14	14	8	3	1	73	74.8	
at Fordham	02/06/16	82-60	W	30-59	.508	11-24	.458	11-12	.917	7	34	41	40.0	18	19	14	1	7	82	75.1	
at George Washington	02/10/16	84-66	W	34-60	.567	9-21	.429	7-8	.875	7	22	29	39.5	13	17	5	4	7	84	75.5	
LA SALLE	02/13/16	88-62	W	31-60	.517	8-20	.400	18-23	.783	10	32	42	39.6	14	18	8	1	9	88	76.0	
DAYTON	02/17/16	79-70	W	29-64	.453	5-20	.250	16-24	.667	10	34	44	39.8	15	17	6	3	5	79	76.1	
Saint Joseph's		1979		691-1557	.444	179-550	.325	418-580	.721	274	760	1034	39.8	397	388	264	93	132	1979	76.1	
Opponents		1749		645-1631	.395	202-679	.297	257-374	.687	276	672	948	36.5	519	315	291	67	117	1749	67.3	

Games played: 26
Points/game: 76.1
FG Pct: 44.4
3FG Pct: 32.5
FT Pct: 72.1

Rebounds/game: 39.8
Assists/game: 14.9
Turnovers/game: 10.2
Assist/turnover ratio: 1.5
Steals/game: 5.1
Blocks/game: 3.6



Saint Joseph's Basketball
Saint Joseph's Points-Rebounds-Assists (as of Feb 17, 2016)
All games



				00	01	02	03	05	11	12
Opponent	Date	Score		KIMBLE,LAM	NEWKIRK,SH	BROWN,AARO	BOOTH,MIKE	VEGA,CHRIS	CLOVER,CHR	NDAO,PAPA
DREXEL	11/13/15	82-81	w	3-1-1	6-3-4	15-5-0	DNP	DNP	0-0-0	DNP
NIAGARA	11/15/15	73-62	w	2-2-3	6-4-2	14-4-0	DNP	DNP	3-0-0	DNP
BUFFALO	11/18/15	89-67	w	9-2-4	12-2-2	9-3-2	0-0-0	DNP	0-1-0	DNP
vs Florida	11/21/15	63-74	L	9-1-0	5-3-0	1-2-1	DNP	DNP	0-0-0	DNP
vs Old Dominion	11/22/15	66-64	w	2-2-1	10-1-2	8-5-0	DNP	DNP	0-1-0	DNP
VILLANOVA	12/01/15	72-86	L	0-1-2	13-3-9	11-1-1	DNP	DNP	0-0-0	DNP
at Columbia	12/04/15	80-78	w	6-1-2	4-1-5	26-5-0	DNP	DNP	0-0-0	9-0-0
PRINCETON	12/08/15	62-50	w	5-3-2	0-1-0	0-7-2	DNP	DNP	0-0-0	5-4-0
at Temple	12/13/15	66-65	w	11-2-2	5-1-0	11-9-2	DNP	DNP	DNP	6-4-1
ILLINOIS STATE	12/19/15	79-65	w	0-0-1	13-4-6	11-3-3	0-0-0	DNP	3-0-0	6-2-0
vs Virginia Tech	12/22/15	79-62	w	1-1-3	8-1-2	3-0-2	2-0-0	DNP	1-1-0	0-1-0
MARYLAND E. SHORE	12/29/15	78-68	w	4-2-4	6-3-2	8-5-3	DNP	DNP	DNP	9-5-1
at Richmond	01/02/16	77-73	w	0-1-2	10-0-4	6-2-1	DNP	DNP	0-0-0	11-8-0
VCU	01/05/16	82-85	L	2-1-0	9-2-3	6-3-1	DNP	DNP	DNP	0-4-1
RHODE ISLAND	01/10/16	72-67	w	3-0-2	7-4-1	19-1-1	DNP	DNP	DNP	0-1-2
at George Mason	01/13/16	87-73	w	2-0-2	12-1-3	4-2-3	DNP	DNP	DNP	13-2-1
FORDHAM	01/16/16	80-55	w	10-3-3	7-4-3	12-6-1	0-0-0	0-1-0	0-1-1	0-3-2
at Penn	01/20/16	75-60	w	8-3-6	11-2-5	15-3-0	DNP	DNP	0-0-0	3-6-3
at La Salle	01/24/16	69-48	w	10-0-1	4-0-1	5-3-2	DNP	DNP	0-0-0	5-6-1
MASSACHUSETTS	01/27/16	78-70	w	4-0-2	7-3-2	9-3-1	DNP	DNP	DNP	7-4-2
at Rhode Island	01/30/16	64-55	w	0-1-0	12-1-1	4-4-0	DNP	DNP	0-0-0	7-5-0
ST. BONAVENTURE	02/03/16	73-83	L	11-4-3	6-5-2	8-1-0	DNP	DNP	DNP	7-8-0
at Fordham	02/06/16	82-60	w	13-1-2	17-3-2	0-2-1	0-0-0	DNP	0-0-0	9-2-4
at George Washington	02/10/16	84-66	w	8-0-3	10-2-4	5-1-2	DNP	DNP	DNP	5-2-1
LA SALLE	02/13/16	88-62	w	5-1-6	5-1-1	11-2-2	0-1-0	0-0-0	3-0-0	6-2-2
DAYTON	02/17/16	79-70	w	13-2-5	8-2-2	14-1-0	DNP	DNP	DNP	3-0-0

				15	20	21	23	24	25	32
Opponent	Date	Score		MILES,ISAI	CASPER,BRE	THOMPSON,K	LODGE,MARK	OLIVA,PIER	DEMERY,JAM	WILLIAMS,J
DREXEL	11/13/15	82-81	w	13-10-1	0-0-0	DNP	0-0-0	12-4-4	7-5-0	2-1-0
NIAGARA	11/15/15	73-62	w	14-4-1	0-0-0	DNP	4-6-0	12-8-5	6-3-0	DNP
BUFFALO	11/18/15	89-67	w	24-14-0	2-1-0	0-0-0	2-2-0	7-5-0	13-6-0	DNP
vs Florida	11/21/15	63-74	L	16-3-0	DNP	DNP	0-1-0	5-4-1	17-6-2	DNP
vs Old Dominion	11/22/15	66-64	w	18-6-0	DNP	DNP	2-1-0	5-4-3	6-1-0	DNP
VILLANOVA	12/01/15	72-86	L	14-5-1	DNP	DNP	0-1-0	2-7-2	13-5-1	DNP
at Columbia	12/04/15	80-78	w	15-7-3	DNP	DNP	0-0-0	0-4-2	8-5-1	DNP
PRINCETON	12/08/15	62-50	w	13-8-0	DNP	DNP	DNP	0-4-4	12-4-0	DNP
at Temple	12/13/15	66-65	w	12-15-0	DNP	DNP	DNP	4-4-0	0-2-1	DNP
ILLINOIS STATE	12/19/15	79-65	w	16-3-0	0-1-0	0-2-0	0-1-0	2-2-2	12-2-2	DNP
vs Virginia Tech	12/22/15	79-62	w	36-15-0	0-0-0	0-1-0	DNP	0-3-5	5-7-0	0-1-0
MARYLAND E. SHORE	12/29/15	78-68	w	17-6-0	DNP	DNP	DNP	8-4-3	11-6-1	DNP
at Richmond	01/02/16	77-73	w	17-16-1	DNP	DNP	DNP	7-4-3	10-1-0	DNP
VCU	01/05/16	82-85	L	31-9-1	DNP	DNP	DNP	6-4-3	11-7-1	DNP
RHODE ISLAND	01/10/16	72-67	w	10-3-0	DNP	DNP	DNP	4-6-1	7-4-1	DNP
at George Mason	01/13/16	87-73	w	26-10-0	DNP	DNP	DNP	DNP	13-2-0	DNP
FORDHAM	01/16/16	80-55	w	10-3-3	4-1-0	0-0-0	0-0-0	DNP	11-4-0	0-0-0
at Penn	01/20/16	75-60	w	13-9-0	0-0-0	DNP	DNP	2-5-1	5-2-0	DNP
at La Salle	01/24/16	69-48	w	14-9-1	0-1-1	DNP	2-0-0	4-3-0	9-3-0	DNP
MASSACHUSETTS	01/27/16	78-70	w	27-12-1	DNP	DNP	DNP	0-2-1	11-3-1	DNP
at Rhode Island	01/30/16	64-55	w	17-8-0	DNP	DNP	DNP	3-3-1	6-7-0	DNP
ST. BONAVENTURE	02/03/16	73-83	L	11-8-0	DNP	DNP	DNP	2-3-2	6-3-0	DNP
at Fordham	02/06/16	82-60	w	13-6-0	2-1-0	0-1-1	0-0-0	4-8-1	6-2-1	DNP
at George Washington	02/10/16	84-66	w	21-9-1	DNP	DNP	DNP	9-2-2	10-3-1	DNP
LA SALLE	02/13/16	88-62	w	19-8-1	0-0-0	0-0-0	0-0-0	7-4-1	17-2-1	2-2-0
DAYTON	02/17/16	79-70	w	12-12-5	DNP	DNP	DNP	1-4-1	12-5-1	DNP



Saint Joseph's Basketball
Saint Joseph's Points-Rebounds-Assists (as of Feb 17, 2016)
All games



Opponent	Date	Score		34	43
				BAUMANN,JA	BEMBRY,DEA
DREXEL	11/13/15	82-81	W	1-0-0	23-3-2
NIAGARA	11/15/15	73-62	W	0-0-0	12-6-7
BUFFALO	11/18/15	89-67	W	1-2-0	10-5-5
vs Florida	11/21/15	63-74	L	0-0-0	10-8-5
vs Old Dominion	11/22/15	66-64	W	0-0-0	15-10-3
VILLANOVA	12/01/15	72-86	L	2-0-0	17-6-2
at Columbia	12/04/15	80-78	W	DNP	12-9-8
PRINCETON	12/08/15	62-50	W	DNP	27-10-3
at Temple	12/13/15	66-65	W	DNP	17-13-3
ILLINOIS STATE	12/19/15	79-65	W	0-0-0	16-9-7
vs Virginia Tech	12/22/15	79-62	W	1-2-1	22-7-2
MARYLAND E. SHORE	12/29/15	78-68	W	DNP	15-9-2
at Richmond	01/02/16	77-73	W	0-0-0	16-6-6
VCU	01/05/16	82-85	L	DNP	17-7-8
RHODE ISLAND	01/10/16	72-67	W	0-0-0	22-7-5
at George Mason	01/13/16	87-73	W	1-2-0	16-11-8
FORDHAM	01/16/16	80-55	W	0-2-1	26-12-3
at Penn	01/20/16	75-60	W	1-2-0	17-8-4
at La Salle	01/24/16	69-48	W	DNP	16-4-6
MASSACHUSETTS	01/27/16	78-70	W	DNP	13-9-3
at Rhode Island	01/30/16	64-55	W	0-0-0	15-10-2
ST. BONAVENTURE	02/03/16	73-83	L	DNP	22-6-7
at Fordham	02/06/16	82-60	W	2-2-0	16-10-7
at George Washington	02/10/16	84-66	W	2-0-0	14-5-3
LA SALLE	02/13/16	88-62	W	0-3-0	13-9-4
DAYTON	02/17/16	79-70	W	0-3-0	16-13-3