

2015-16 SCHEDULE

NOVEMBER

Fri., 13	DREXEL (WPHL17)	EST W 82-81
Sun., 15	NIAGARA *	W 73-62
Wed., 18	BUFFALO *	W 89-67
Sat., 21	vs. Florida ** (ESPN3)	L 63-74
Sun., 22	vs. Old Dominion ** (ESPN3)	W 66-64

DECEMBER

Tue., 1	#8/7 VILLANOVA % (CBSSN)	L 72-86
Fri., 4	at Columbia	W 80-78
Tue., 8	PRINCETON	W 72-60
Sun., 13	at Temple % (CBSSN)	W 66-65 OT
Sat., 19	ILLINOIS STATE (WPHL17)	W 79-65
Tue., 22	vs. Virginia Tech ^ (ESPN3)	W 79-62
Tue., 29	MARYLAND EASTERN SHORE	W 78-68

JANUARY

Sat., 2	at Richmond (NBCSN)	W 77-73
Tue., 5	VCU (TCN, ASN)	L 82-85
Sun., 10	RHODE ISLAND (NBCSN)	W 72-67
Wed., 13	at George Mason	7:00 p.m.
Sat., 16	FORDHAM (WPHL17)	1:00 p.m.
Wed., 20	at Penn %	9:00 p.m.
Sat., 23	at La Salle (CSN, ASN)	4:00 p.m.
Wed., 27	MASSACHUSETTS	7:00 p.m.
Sat., 30	at Rhode Island (CBSSN)	6:00 p.m.

FEBRUARY

Wed., 3	ST. BONAVENTURE	7:00 p.m.
Sat., 6	at Fordham	2:00 p.m.
Wed., 10	at G. Washington (TCN)	7:00 p.m.
Sat., 13	LA SALLE % (ASN, CSN)	8:00 p.m.
Wed., 17	DAYTON (CBSSN)	6:00 p.m.
Sat., 20	at Davidson (NBCSN)	2:00 p.m.
Wed., 24	at Massachusetts	7:00 p.m.
Sun., 28	SAINT LOUIS (CSN, ASN)	1:00 p.m.

MARCH

Wed., 2	at St. Bonaventure +	7:00 p.m.
Sat., 5	DUQUESNE	4:00 p.m.
Wed., 9-	Atlantic 10 Championship	
Sun., 13	(Barclays Center, Brooklyn, N.Y.)	

Home games in CAPS at Hagan Arena

% Big 5 game

* Hall of Fame Tip-Off (Hagan Arena)

** Hall of Fame Tip-Off (Mohegan Sun Arena, Uncasville, Conn.)

^ A-10/ACC Doubleheader (Barclays Center, Brooklyn, N.Y.)

+ Blue Cross Arena (Rochester, N.Y.)

#/- AP/USA Today Ranking

MEDIA INFORMATION

Basketball SID: Marie Wozniak
Office Phone: 610-660-1727
Cell Phone: 610-999-3634
Email: mwozniak@sju.edu
Fax: 610-660-1724
Press Row Phone: 610-660-2599

www.SJUHawks.com

@SJUHawks

@SJUHawks_MBB

SAINT JOSEPH'S HAWKS (12-3; 2-1 A-10)

at

GEORGE MASON PATRIOTS (6-10; 0-3 A-10)

Game #16 • January 13, 2016 • 7 p.m.

EagleBank Arena • Fairfax, Va.

GAME DAY

ARENA	EagleBank Arena (10,000)
TELEVISION	None
RADIO	None
VIDEO STREAMING	A-10 Network
AUDIO STREAMING	SJUHawks.com (Matt Martucci, Joe Lunardi)
SERIES RECORD	SJU leads 3-0
SJU STREAK	1 win
HAWKS' NEXT GAME	January 16 vs. Fordham, 1 p.m., WPHL-17

GAME STORIES

- Saint Joseph's bounced back from its first loss in eight games to defeat Rhode Island, 72-67, on Saturday afternoon. **DeAndre' Bembry** led the way with 22 points, seven rebounds and five assists while **Aaron Brown** scored 19 points on 4-for-4 three-point shooting. **Isaiah Miles** added 10 points in the win.
- **DeAndre' Bembry** was named to the Mid-Season Watch List for the Lute Olson National Player of the Year Award.
- **Isaiah Miles'** current free-throw shooting percentage of .892 matches the SJU record held by Delonte West.
- The Hawks are one win away from matching the number of victories (13) achieved in the entire 2014-15 season.
- Saint Joseph's RPI is 32, the second best in the A-10 behind Dayton (18).
- After this game, SJU will start a stretch of four consecutive games in Philadelphia.

HAWKS' PERSONNEL

2015-16 Stats

PROBABLE STARTERS	PPG	RPG	APG	MPG	Notes
F- #43 DeAndre' Bembry	16.7	7.7	4.5	37.5	22 pts, 7 rebs, 5 asts, 3 stls vs. Rhode Island
F- #15 Isaiah Miles	17.7	8.3	0.5	34.7	Had 2nd 30+ point game with 31 vs. VCU
F- #24 Pierfrancesco Oliva	4.9	4.4	2.5	19.2	8 pts, 4 rebs, 3 asts vs. UMEs
G- #2 Aaron Brown	9.9	3.7	1.3	26.7	Scored 19 pts on 4-for-4 threes vs. URI
G- #1 Shavar Newkirk	7.6	2.2	2.8	24.1	Went 5-for-8 from the FT line vs. URI

OFF THE BENCH

G- #25 James Demery	9.2	4.3	0.7	23.1	Double figures in three of the last four
G- #0 Lamarr Kimble	3.8	1.3	1.9	16.6	Career-high 11 pts at Temple
F- #12 Papa Ndao	5.1	3.2	0.6	16.6	11 pts, career-high 8 rebs at Richmond
F- #34 Javon Baumann	0.5	0.4	0.1	3.6	Last year's leader in blocks with 39
G- #11 Chris Clover	0.6	0.3	0.0	4.2	Has played in 11 games
F- #23 Markell Lodge	1.0	1.5	0.0	5.9	Had 6 rebs vs. Niagara
F- #20 Brendan Casper	0.4	0.4	0.0	1.2	Has played in five games
F- #32 Jai Williams	1.0	1.0	0.0	3.0	Played in 14 games in 2014-15
G- #3 Mike Booth	0.7	0.0	0.0	1.0	Walk-on who has played in three games
G- #21 Kyle Thompson	0.0	1.0	0.0	1.0	Walk-on who has played in three games
G- #5 Christian Vega	--	--	--	--	Walk-on who will only dress for home games
INJURED					
F- #33 Skylar Scrivano	--	--	--	--	Sidelined with achilles injury

HAWKS' ROSTER

NO.	NAME	CL	POS	HT	WT	HOMETOWN	HIGH SCHOOL
0	Lamarr Kimble	Fr.	G	6-0	197	Philadelphia, Pa.	Neumann-Goretti
1	Shavar Newkirk	So.	G	5-11	175	New York, N.Y.	Cardinal Hayes
2	Aaron Brown	Sr.	G	6-5	225	Darby, Pa.	Penn Wood
3	Michael Booth	So.	G	6-3	199	Thornton, Pa.	Bishop Shanahan
5	Christian Vega	So.	G	6-0	170	Guaynabo, P.R.	Colegio San Jose'
11	Chris Clover	Fr.	G	6-3	215	Philadelphia, Pa.	St. Joseph's Prep
12	Papa Ndao	Sr.	F	6-8	220	Dakar, Senegal	Montverde Academy (Fla.)
15	Isaiah Miles	Sr.	F	6-7	216	Baltimore, Md.	Milford Mill
20	Brendan Casper	Jr.	F	6-6	215	Audubon, Pa.	Methacton
21	Kyle Thompson	So.	G	6-2	191	Mt. Laurel, N.J.	St. Joseph's Prep
23	Markell Lodge	R-Fr.	F	6-7	210	Washington, N.C.	Pace Academy
24	Pierfrancesco Oliva	Fr.	F	6-8	207	Taranto, Italy	Bergen Catholic (N.J.)
25	James Demery	So.	F	6-6	197	Williamston, N.C.	Northside Christian Academy
32	Jai Williams	So.	F	6-9	257	Philadelphia, Pa.	Phila. Electrical Tech. Charter
34	Javon Baumann	Jr.	F	6-8	258	Solms-Oberbiel, Germany	Theodor-Heus
43	DeAndre' Bembry	Jr.	F	6-6	210	Charlotte, N.C.	The Patrick School (N.J.)

INJURED

33 Skylar Scrivano Sr. F 6-10 233 Doylestown, Pa. Central Bucks East

Head Coach: Phil Martelli (Widener '76) - 21st year

Assistant Coaches: Mark Bass (Saint Joseph's '95) - 17th year; David Duda (Spring Garden '88) - 10th year;
Geoff Arnold (Saint Joseph's '86) - 8th year

Director of Basketball Operations: Rob Sullivan (Saint Joseph's '06)

Student Assistant: Kyle Molock

Athletic Trainer: Bill Lukasiewicz (Springfield '88)

Captain: DeAndre' Bembry

PRONUNCIATION GUIDE

Javon Baumannja-VON BOW (like now)-min
(Chris) CloverCLOE-verr
Markell (Lodge)mar-KELL
(Papa) Ndaonow
Shavar (Newkirk)shuh-VAR
Pierfrancesco Olivape-AIR-fran-CHES-co
.oh-LEE-vuh
Jai (Williams)Ji (rhymes with "eye")

(Bill) LukasiewiczLu-KAZ-uh-WITZ



BROADCAST SCHEDULE

Date	Opponent	EST	TV	Radio	Digital
Nov. 13	DREXEL	8:00 p.m.	WPHL17	990	A10N
Nov. 15	NIAGARA *	5:00 p.m.		610	A10N
Nov. 18	BUFFALO *	7:00 p.m.		990	A10N
Nov. 21	vs. Florida #	2:30 p.m.	ESPN3	SJU	ESPN3
Nov. 22	vs. Old Dominion	12 p.m.	ESPN3	990	ESPN3
Dec. 1	VILLANOVA	7:00 p.m.	CBSSN	990	
Dec. 4	at Columbia	7:00 p.m.		990	A10N
Dec. 8	PRINCETON	7:00 p.m.		610	A10N
Dec. 13	at Temple	4:00 p.m.	CBSSN	990	
Dec. 19	ILLINOIS STATE	2:00 p.m.	WPHL17	990	A10N
Dec. 22	vs. Virginia Tech ^	1:00 p.m.	ESPN3	990	
Dec. 29	MD. EASTERN SHORE	7:00 p.m.		990	A10N
Jan. 2	at Richmond	12:30 p.m.	NBCSN	610	NBCSports.com
Jan. 5	VCU	7:00 p.m.	TCN, ASN+	610	A10N
Jan. 10	RHODE ISLAND	12:00 p.m.	NBCSN	610	NBCSports.com
Jan. 13	at George Mason	7:00 p.m.		SJU	A10N
Jan. 16	FORDHAM	1:00 p.m.	WPHL17	990	A10N
Jan. 20	at Penn	9:00 p.m.		990	
Jan. 23	at La Salle	4:00 p.m.	CSN, ASN	990	
Jan. 27	MASSACHUSETTS	7:00 p.m.		990	A10N
Jan. 30	at Rhode Island	6:00 p.m.	CBSSN	990	
Feb. 3	ST. BONAVENTURE	7:00 p.m.		SJU	A10N
Feb. 6	at Fordham	2:00 p.m.		990	
Feb. 10	at George Washington	7:00 p.m.	TCN, CSNMA	990	
Feb. 13	LA SALLE	8:00 p.m.	CSN, ASN	560	
Feb. 17	DAYTON	6:00 p.m.	CBSSN	SJU	
Feb. 20	at Davidson	2:00 p.m.	NBCSN	560	
Feb. 24	at Massachusetts	7:00 p.m.		990	A10N
Feb. 28	SAINT LOUIS	1:00 p.m.	CSN, ASN	610	
Mar. 2	at St. Bonaventure	7:00 p.m.		990	
Mar. 5	DUQUESNE	4:00 p.m.		990	A10N
Mar. 9-	Atlantic 10 Championship				
Mar. 13	(Barclays Center, Brooklyn, N.Y.)				

SJU= All audio/radio broadcasts streamed on SJUHawks.com

ASN= American Sports Network; CBSSN= CBS Sports Network; NBCSN= NBC Sports Network; TCN= The Comcast Network; CSN= Comcast SportsNet; CSNMA= Comcast SportsNet Mid-Atlantic;

A10N= Atlantic 10 Network (atlantic10.com)

SERIES HISTORY

SAINT JOSEPH'S vs. GEORGE MASON

All-Time Series: SJU leads 3-0

SJU Streak: 3 wins

First Meeting: 3/12/02, SJU 73-64

Last Meeting: 2/7/15, SJU 58-54

Last SJU Win: 2/7/15, 58-54

Last GMU Win: none

Coach Martelli vs. GMU 2-0

Series History

2/7/15	W	58-54	H
1/11/14	W	84-80	A
3/12/02	W	73-64	A

The teams have met twice in regular-season play, with the Hawks winning both... Both wins were by a four-point margin... SJU and GMU also played in the 2002 NIT in Fairfax where the Hawks scored a 73-64 win. Saint Joseph's then advanced to host Ball State in the Second Round, before being eliminated.

STATISTICAL COMPARISON

	Saint Joseph's	George Mason
Overall Record	12-3	6-10
Conference Record	2-1	0-3
Home Record	7-2	4-3
Away Record	3-0	0-6
Neutral Record	2-1	2-1
Points per Game	74.7	62.8
Opponent Points per Game	69.8	67.2
Field Goal Pct.	.431	.408
Opponent Field Goal Pct.	.398	.411
3-Pt. Field Goals Made per Game	6.9	5.3
3-Pt. Field Goal Pct.	.328	.295
Opponent 3-Pt. Field Goal Pct.	.304	.343
Free Throws Made per Game	15.9	11.2
Free Throw Pct.	.703	.613
Rebounds per Game	40.0	41.2
Opponent Rebounds per Game	38.0	34.1
Assists per Game	14.7	10.1
Turnovers per Game	10.9	13.4
Opponent Turnovers per Game	10.6	7.6
Blocks per Game	4.5	4.1



PHIL MARTELLI Head Coach

In 21 seasons as head coach at Saint Joseph's, **Phil Martelli** has built a program that is consistently one of the top in the conference, a perennial post-season participant and a key player on the national scene. In doing so, he has earned his place among

the top coaches in the school's storied history and has become one of the more respected coaches in the game.

Martelli is the Hawks' all-time leader in career victories with a mark of 387-268. Setting the school record for wins in a season (30) in 2004, Martelli has guided SJU to 20 or more victories eight times in 20 seasons, which is the most for any Hawks' coach. He is 187-138 in Atlantic 10 play, which is the most conference wins for any active coach and ranks second all-time in the league.

He has also served the game of basketball as a Past President of the NABC's Board of Directors as well as a being a member of the NCAA Division I Men's Basketball Ethics Coalition.

Martelli has seen six of his former Hawks play in the NBA, with three players chosen in the NBA Draft: guard Jameer Nelson (2004), guard Delonte West (2004) and forward Ahmad Nivins (2009). Dwayne Jones also played in the NBA while Ronald Roberts, Jr., and Langston Galloway are the most recent, with Galloway earning All-Rookie second-team honors with the New York Knicks in 2014-15.

Martelli has been at his best when it counts the most as his 17 postseason wins (6 NCAA, 11 NIT) are the most in school history. Martelli ranks first among Hawk coaches with a .608 postseason winning percentage (17-12) and has taken SJU to the postseason in 10 of the last 15 years, and 12 times in his 20 seasons at SJU.

Martelli's commitment to the University is equal to SJU's commitment to him, as he signed a multi-year contract extension prior to the 2015-16 season.

The 2014-15 Hawks were challenged after losing three All-Conference players from the 2014 A-10 champion team, but saw the emergence of sopho-

more DeAndre' Bembry as one of the league's top players, as he topped the A-10 in scoring and earned All-Conference First Team honors.

In 2013-14, Martelli and his veteran team turned in one of the more memorable seasons in school history, adding another A-10 Championship to his résumé. The Hawks, led by seniors Langston Galloway, Halil Kanacevic and Ronald Roberts, Jr., won 20 of 26 games from mid-December and captured the school's third conference title and its first since 1997. SJU went 24-10 and reached the NCAA Tournament for the sixth time under Martelli, falling to eventual champion Connecticut.

The 2012-13 season saw an experienced Saint Joseph's squad reach the Atlantic 10 Quarterfinals and earn a second consecutive NIT bid, for the 11th postseason berth in Martelli's career.

In 2011-12, Martelli and the Hawks became one of nine teams in the nation to win 20 games after losing 20 the previous season, and also returned to the postseason with an NIT bid. Five different players received Atlantic 10 honors, the most ever for the Hawks. SJU also scored two wins over Top 25 teams (Creighton and Temple) and Martelli became SJU's all-time leader in victories.

In 2010-11, Martelli guided the youngest squad in his career, which included three freshman starters. The Hawks made an exciting late-season run and reached the A-10 semifinals.

Martelli faced a challenge in 2009-10 with a young and inexperienced squad that went 11-20, coming off a 2008-09 season that saw the Hawks go 17-15 for his ninth consecutive winning season. Among the highlights of '08-09 was Ahmad Nivins becoming the third Hawk in six years to garner the Atlantic 10's Player of the Year Award. Nivins was also chosen by the Dallas Mavericks in the 2009 NBA Draft, becoming the third Martelli player drafted.

The 2007-08 Hawks reached the Atlantic 10 Championship game for the third time in four years and earned the program's 19th bid to the NCAA Tournament, and Martelli's fifth. The 11th-seeded Hawks fell to sixth-seeded Oklahoma in the NCAA First Round, while ending the year at 21-13.

Martelli turned in another top-notch coaching performance in 2005-06, as the Hawks went from a 10-12 record to win eight consecutive games to reach the Atlantic 10 championship game for the second year in a row. SJU earned its sixth consecutive postseason bid to the NIT.

In 2004-05, Martelli turned in perhaps a more remarkable coaching job than in 2003-04 when he was the consensus National Coach of the Year. Faced with the loss of two NBA first-round draft picks, Martelli

THE MARTELLI FILE

Career Record: 387-268 (21 years)

Atlantic 10 Record: 186-138

Postseason Record: 17-12 (overall); 6-6 (NCAA Tournament)

Birthdate: August 31, 1954

Hometown: Media, Pa.

Education: Widener University, 1976

Playing Career: Widener University, 1972-76

College Coaching Career: Head Coach, Saint Joseph's University, July 20, 1995 to present; Assistant Coach, Saint Joseph's, 1985-86 to 1994-95.

Family: Wife, Judy; children - Phil, Jr., Jimmy, Elizabeth; grandchildren Philip Stephen, Marra, Avery, Brynley, and Madalyn.

Honors: 2004 Consensus National Coach of the Year; Atlantic 10 Coach of the Year (2005, 2004, 2001, 1997); USBWA District Coach of the Year (2004, 1997); Philadelphia Big 5 Coach of the Year (2004, 1997, 1996); Honorary Doctorates - Widener University 2004, Cabrini College 2006, Immaculata University 2010.

guided SJU to 21 wins in the calendar year of 2005 to post a 24-12 record. Saint Joseph's posted the conference's best record (14-2), won its fifth straight regular-season title to tie the league record, earned the A-10's top seed and reached the title game. He was named the Atlantic 10 Coach of the Year for the second straight season and the fourth time in his career. SJU made an exciting six-game run in the NIT, falling on a last-second shot in the title game.

In 2003-04, Martelli guided a focused and unselfish squad that became the most compelling story in college basketball. The Hawks went undefeated in the regular season, reached the pinnacle as the top-ranked team in the nation and earned the school's first-ever number-one seed in the NCAA Tournament, while advancing to the Elite Eight. Jameer Nelson was the consensus National Player of the Year and with teammate Delonte West, were both first-round selections in the NBA Draft. SJU opened the season ranked 12th in the polls and moved up throughout the year, taking the top spot on March 8, 2004, for the first time ever, while finishing fifth in the polls, for SJU's highest final ranking since 1966.

Martelli joined with Nelson to sweep the national coach and player awards, marking one of the few times in history that the top player and coach were from the same school. He was also the Atlantic 10 Coach of the Year for the third time and a repeat winner of the Big 5 Coach of the Year award.

A 1976 graduate of Widener, Martelli began his career on Hawk Hill with SJU's 1985-86 NCAA Tournament team. After 10 years as an assistant at Saint Joseph's, Martelli was named the 14th coach in school history on July 20, 1995, and just the third non-alumnus to guide SJU.

Martelli burst onto the scene in his first season (1995-96) and took the squad to the NIT championship game. He followed that in 1996-97 with the Atlantic 10 regular season and tournament titles, along with a berth in the NCAA Sweet 16.

Prior to his arrival at SJU, Martelli spent seven years as head basketball coach at Bishop Kenrick High School and had a stint as assistant coach at Widener, helping guide the Pioneers to the 1978 NCAA Division III Final Four.

As a point guard at Widener, he was part of the NCAA Tournament teams in 1975 and 1976, and set the school's single season and career assist marks.

Martelli and his wife, Judy, a former basketball player with the national champion Immaculata College teams in the 1970s, have three children - Phil, Jr., Jimmy and Elizabeth. Phil, Jr. is an assistant basketball coach at the University of Delaware while he and Elizabeth are both Saint Joseph's graduates. The Martelli's have five young grandchildren - Philip Stephen, Marra, Avery, Brynley, and Madalyn.

MARTELLI YEAR-BY-YEAR (21 seasons)

YEAR	OVERALL			ATLANTIC 10			POSTSEASON
	W	L	PCT	W	L	PCT	
1995-96	19	13	.594	9	7	.562	NIT Runner-up
1996-97	26	7	.788	13	3	.812 *	NCAA Sweet 16
1997-98	11	17	.393	3	13	.187	
1998-99	12	18	.400	5	11	.312	
1999-00	13	16	.448	7	9	.437	
2000-01	26	7	.788	14	2	.875	NCAA 2nd Round
2001-02	19	12	.613	12	4	.750	NIT 2nd Round
2002-03	23	7	.767	12	4	.750	NCAA 1st Round
2003-04	30	2	.937	16	0	1.000	NCAA Elite Eight
2004-05	24	12	.667	14	2	.875	NIT Runner-up
2005-06	19	14	.575	9	7	.562	NIT 2nd Round
2006-07	18	14	.562	9	7	.562	
2007-08	21	13	.617	9	7	.562	NCAA 1st Round
2008-09	17	15	.530	9	7	.562	
2009-10	11	20	.343	5	11	.312	
2010-11	11	22	.333	4	12	.250	
2011-12	20	14	.589	9	7	.562	NIT 1st Round
2012-13	18	14	.562	8	8	.500	NIT 1st Round
2013-14	24	10	.705	11	5	.687 *	NCAA 2nd Round
2014-15	13	18	.419	7	11	.389	
2015-16	12	3	.800	2	1	.667	
Totals	387	268	.591	187	138	.575	5 NCAA, 6 NIT

* Atlantic 10 Champion

LAST TIME OUT: DeAndre' Bembry scored a game-high 22 points and **Aaron Brown** tallied 19 to lead Saint Joseph's to a 72-67 win over Rhode Island at Hagan Arena. Bembry also had seven rebounds, five assists and three steals while notching the 20th 20-plus point game of his career. Brown was a perfect 4-for-4 from three-point range while **Isaiah Miles** added 10 points for SJU. The game was tied at the half, 38-38, but Saint Joseph's came out strong after the break, going on a 10-2 run, fueled by a pair of threes from Bembry, to take a 48-40 lead. The Hawks increased it to their biggest margin of the game, 52-43, on a layup by Miles at 13:30, but that would be the last SJU points for a span of over seven minutes. Rhode Island shut down SJU for 7:25 while going on a 10-0 run to take a 53-52 lead, for what would be its only edge of the half. **James Demery** answered with a three-point play at 6:07 to regain the lead for the Hawks, 55-53, at 6:08. Bembry had a hand in the next eight Hawks' points, assisting on a pair of threes by Brown, and converting a layup at 2:22 to give SJU a 65-58 advantage. Saint Joseph's would hold onto the lead thanks to 7-for-8 foul shooting in the final 1:43, with four from **Shavar Newkirk**. The first half was tight with 16 lead changes, nine ties and neither team holding a lead of more than four points. SJU had a 38-34 lead with 3:55 to go, but Martin scored fourth straight to knot the game 38-38 at the half. Rhode Island hit 51.9 percent but the Hawks had only three turnovers.

HAIR TODAY, GONE TOMORROW: DeAndre' Bembry showed up to the Rhode Island game without his trademark hairstyle - due to a barber's error. But Bembry's game was still the same as he led the Hawks to the 72-67 victory. The junior scored a game-high 22 points, while leading the team with seven rebounds, five assists and three steals.

SEALING THE WIN: After poor second-half free-throw shooting doomed the Hawks against VCU, Saint Joseph's turned it around to seal the win over Rhode Island. Holding a 65-58 lead with 2:22 to play, the Hawks shot 7-for-8 from the line in the final 1:43 to secure the 72-67 victory. **Shavar Newkirk** was 4-for-4 during that stretch. Against VCU, Saint Joseph's missed 10 free throws in the second half and lost an 11-point lead.

HOME BODIES: The Hawks are currently 7-2 at home this year, with losses only to #8 Villanova and VCU.

ROAD WARRIORS: SJU is 3-0 on the road this year, with wins at Columbia, Temple and Richmond. The Hawks also played three neutral site games, with two in the Hall of Fame Tip-Off at Mohegan Sun Arena (Florida, ODU) and one at the Barclays Center in the ACC-Atlantic 10 doubleheader (Virginia Tech).

DEAN OF COACHES: **Phil Martelli** is the dean of A-10 coaches in his 21st season as the head coach of the Hawks with a 387-268 career record. He owns a 187-138 record in Atlantic 10 play for the most conference wins of any active coach, and the second most all-time.

FLYING START: This is the quickest that the Hawks have achieved 12 wins since the undefeated season in 2003-04. The seven-game winning streak that ended with the loss to VCU on Jan. 5 was the longest since a seven-game streak in January 2009. The Hawks are just one win away from matching last season's victory total of 13.

30 for 30: Leading scorer **Isaiah Miles** hit for 30-plus points for the second time this season when he scored 31 against VCU. The senior shot 11-for-14 from the field and 4-for-6 from the foul line. On Dec. 22 vs. Virginia Tech, Miles established a new personal best with 36 points. Prior to this year, Miles' career-high was 24 points.

MOVING ON UP: DeAndre' Bembry now has 1,214 career points and surpassed current assistant coach Mark Bass (1,205) on the Hawks' all-time list (35th). Next up is Delonte West in 34th place with 1,235 points.

BOOK ON BEMBRY: DeAndre' Bembry continues to reaffirm his status as one of the best players in the A-10 and the nation. He's averaging 17.7 points, 7.7 rebounds, 4.5 assists and 1.5 steals. Here's a rundown of his performances:

- Drexel (W): 23 pts, 11 free throws made
- Old Dominion (W): 15 pts, 10 rebs
- Columbia (W): 12 pts, 9 rebs, 8 asts
- Princeton (W): season-high 27 pts, 10 rebs, 4 steals
- Temple (W): 17 pts, 13 rebs, 3 asts
- Illinois State (W): 16 pts, 9 rebs, 7 asts, 4-of-6 3FG
- Virginia Tech (W): 22 pts, 7 rebs
- Maryland Eastern Shore (W): 15 pts, 9 rebs
- Richmond (W): Scored team's last 5 pts to secure win; 16 pts, 6 asts
- VCU (L): 16 pts, 7 rebs, 8 asts
- Rhode Island (W): 22 pts, 7 rebs, 5 asts, 3 steals

EYE ON ISAIAH: Senior **Isaiah Miles** is undoubtedly one of the most improved players in the A-10 and possibly the nation. He is in the midst of a career-best season and has been a key to the Hawks' success. Miles surpassed his career-high in points (36) this year and has continued to increase his personal best in rebounds (16). Miles owns five double-doubles on the season and has scored double figures in all 15 games, while hitting 30-plus points twice. Here's a comparison of his numbers from last year to this year:

	2014-15	2015-16
Scoring	10.7	17.7
Rebounding	5.1	8.3
Blocks	0.4	1.5
FG Pct.	.389	.523
3FG Pct.	.353	.406
FT Pct.	.746	.892

DEE-FENSE: The Hawks' defense has been a big part of their success. SJU is leading the Atlantic 10 in field goal percentage defense (39.8) and ranks third in three-point field goal percentage defense (30.4).

DYNAMIC DUO: The duo of **DeAndre' Bembry** and **Isaiah Miles** has been an offensive force for the Hawks. The pair has combined to score 46 percent (517) of Saint Joseph's total points (1,120) this year. Bembry and Miles have also accounted for 29 percent of the team's rebounds (239) and 43 percent of SJU's three-point field goals (54).

ON THE LINE: SJU has improved its free-throw shooting from last year, converting 70.3 percent as compared to 61.5 percent in 2014-15. Although the Hawks have shot 70 percent or better from the line in 10 of 15 games, including a recent 19-for-25 performance vs. Virginia Tech, the inconsistency has still surfaced at inopportune times. SJU shot just 58.6 percent vs. VCU, with 10 misses in the second half, to aid the loss. Individually, the Hawks are led by **Isaiah Miles**, who is shooting 89.2 percent to rank second in the A-10 and 20th nationally. **Aaron Brown** is shooting 77.8 percent while **Shavar Newkirk** is hitting 74.0 percent on the season. All three players have shown great improvement - last year Miles shot 74.6 percent; Brown converted 69.8 percent and Newkirk was at 56.9 percent.

GIVE HIM TIME: Hawk fans shouldn't worry if **DeAndre' Bembry** goes scoreless in the first half of a game. It's happened three times this season but the junior still finished with double figures in each of those games (Richmond, Columbia, Niagara).

HONOR ROLL

DeAndre' Bembry	Atlantic 10 Player of the Week (12/14) Big 5 Player of the Week (11/16, 12/14) Atlantic 10 Preseason All-Conference First Team Atlantic 10 Preseason All-Defensive Team John R. Wooden Award Preseason Top 50 List Naismith Trophy Early Season Watch List Julius Erving Small Forward Award Watch List Lute Olson Award Watch List (CollegeInsider.com) CBSSports.com Top 100 Players - ranked 22nd SI.com 20 Best Wing Players All-A-10 First Team - <i>Lindy's, Athlon</i> CityofBasketballLove.com Preseason Player of the Year
Isaiah Miles	Atlantic 10 Player of the Week (12/28) Big 5 Player of the Week (12/28) Hall of Fame Tip-Off All-Tournament Team

HAWK LEADERS

(number of games led in each category; includes shared highs)

	<u>Points</u>	<u>Rebounds</u>	<u>Assists</u>	<u>Steals</u>	<u>Blocks</u>
DeAndre' Bembry	6	7	10	9	7
Isaiah Miles	8	6	0	2	7
Aaron Brown	2	0	0	1	0
James Demery	1	0	0	2	2
Pierfrancesco Oliva	0	2	4	5	6
Shavar Newkirk	0	0	2	2	1
Lamarr Kimble	0	0	1	4	0
Javon Baumann	0	0	0	0	1
Markell Lodge	0	0	0	0	1
Papa Ndao	0	0	0	2	2

HAWK DOUBLES

Double-Figure Points

	<u>'15-16</u>	<u>Streak</u>	<u>Career</u>
DeAndre' Bembry	15	18*	67
Isaiah Miles	15	17*	34
Aaron Brown	7	1	22
James Demery	8	--	16
Shavar Newkirk	5	--	5
Pierfrancesco Oliva	2	--	2
Papa Ndao	1	--	2
Lamarr Kimble	1	--	1
Javon Baumann	--	--	1

Double-Figure Rebounds

	<u>'15-16</u>	<u>Streak</u>	<u>Career</u>
Isaiah Miles	5	--	7
DeAndre' Bembry	3	--	7

Double-Doubles (pts-rebs)

	<u>'15-16</u>	<u>Streak</u>	<u>Career</u>
Isaiah Miles	5	--	6
DeAndre' Bembry	3	--	9

20-plus Point Games

	<u>'15-16</u>	<u>Streak</u>	<u>Career</u>
DeAndre' Bembry	4	1	18
Isaiah Miles	3	--	6
Aaron Brown	1	--	3

30-plus Point Games

	<u>'15-16</u>	<u>Streak</u>	<u>Career</u>
Isaiah Miles	2	1	2
DeAndre' Bembry	--	--	1

* dating back to last season

IRON MAN: DeAndre' Bembry is back to leading the Atlantic 10 in minutes played with 37.5 per game, and has played all 40 minutes of action in five games. Last season, he led the nation in minutes played with 38.6 per game, while seeing 40 minutes or more of action in 14 games.

THIRD SCORER: Aaron Brown came through for the Hawks against Rhode Island, scoring 19 points while the Rams were concentrating on leading scorers **DeAndre' Bembry** and **Isaiah Miles**. Brown made 4-of-4 three-point field goals in the game, with the most important being back-to-back shots in the final 4:30, both assisted by Bembry, to stretch the Hawks' lead to seven points.

CONFERENCE CALL: The Hawks have three double-figure scorers in conference play, led by **Isaiah Miles** with 19.3 ppg. **DeAndre' Bembry** is scoring 18.3 points and **Aaron Brown** has a 10.3 average in A-10 games. SJU is averaging 77.0 ppg and shooting 45.0 percent from the field and 43.9 from three-point range in league contests.

IT'S ALL IN THE NAME: The Hawks are in a stretch of three of four games against the "Rams", having played VCU on Jan. 5, Rhode Island on Jan. 10 and will host Fordham on Jan. 16.

TO THE POINT: Sophomore point guard **Shavar Newkirk** earned a starting role this year and has responded with career-best numbers. Against 8th-ranked Villanova, Newkirk bettered his career-high with 13 points and handed out a personal-best nine assists. More impressively, he went without a turnover in 31 minutes of action. Newkirk was the hero in the win over Old Dominion as he hit the game-winning jumper with one second left and tied his career-high with 13 points in the win over Illinois State. The sophomore is averaging 2.8 assists and only 1.5 turnovers per game while playing 24.1 minutes per game.

DEMERY'S DOUBLES: Overshadowed by the Most Improved Player season being put together by **Isaiah Miles**, **James Demery** is quietly making an impact and showing his improvement from last year. The sophomore has scored double figures in three of the last four games, which includes a 10-point effort in the win at Richmond. In that win, Demery shot 4-for-5 from the field, while making a season-best two three-pointers. He's the team's fourth leading scorer (9.2) and is converting 51.9 percent from the field. Last season, Demery scored 6.7 points per game and shot just 36.6 percent from the field.

THE TIME IS NDAO: **Papa Ndao** has made an impact since returning to action on Dec. 4 at Columbia after sitting out the first six games with a fractured finger. In the nine games that he's played, Ndao is hitting 42.9 percent from three-point range. He reached double figures for the first time this year at Richmond with 11 points while grabbing a career-high eight rebounds. Ndao sat out the entire 2014-15 season with a medical condition and then suffered a fractured finger during the preseason which caused him to miss the Hawks' first six games. His return to the lineup on Dec. 4 was his first game action since March 20, 2014, when the Hawks faced Connecticut in the NCAA Tournament.

HIGH-SCORING HAWKS: SJU has scored 70-plus points in 12 of 15 games to average 74.6 per game. The high was 89 points against Buffalo while the single-half high is 52 points in the second half at Columbia. That's quite a change from last year when SJU struggled to score (61.7 ppg). The 2014-15 Hawks surpassed the 70-point mark only six times in 31 games and scored less than 60 points on 11 occasions.

BEYOND THE ARC: The Hawks' three-point shooting has improved as of late. Entering the Illinois State game, SJU was converting just 26.0 per-

cent from three-point range. In that contest, SJU connected on a season-high 15 threes on 33 attempts, which was also the most this year. **DeAndre' Bembry** led the way with his best effort of the year, going 4-for-6 from beyond the arc. Since that game, the Hawks have converted 41.6 percent (57-137) from beyond the arc, with a season-best performance of 11-for-21 (52.4) in the win over Richmond. Overall, the Hawks are now converting 32.8 of their three-point attempts.

POMP AND CIRCUMSTANCE: **Javon Baumann**, a redshirt junior, completed his requirements for his bachelor's degree in three-and-a-half years. The native of Germany received his degree in food marketing. He will begin classes for his master's in business administration in January. Baumann is the second "graduate" on the team as **Papa Ndao** earned his degree in May 2015 and is now pursuing his master's degree in health administration.

TAKING CARE OF THE BALL: SJU has done a fairly good job of limiting its turnovers this year, with just seven against Villanova's defense. The Hawks followed that with only eight at Columbia, had a season-low six vs. Buffalo and nine in the Old Dominion win. Point guard **Shavar Newkirk** didn't commit a turnover in 31 minutes against Villanova while handing out a career-high nine assists. SJU ranks 27th in fewest turnovers (163) and is 32nd (10.9) in the nation in turnovers per game.

JAMES' GAME: **James Demery** has certainly stepped up his play this season. He reached a new career-high with 13 points and six rebounds in the win over Buffalo and then bettered that with 17 points against Florida. Demery, who was a starter last year, has come off the bench this season in all but one game (ODU). **Phil Martelli** credited Demery's mentor and AAU coach Jeff McInnis (former UNC player) with the sophomore's strong play after the two spent some time together on the weekend of Nov. 14. Demery is averaging 9.2 points per game, while scoring double figures eight times, and in three of the last four games.

DOING IT ALL: **DeAndre' Bembry** fills up the boxscore every game and ranks among the A-10's leaders in almost every category. Here's his ranking in each:

- Scoring - 11th
- Rebounding - 6th-t
- Assists - 7th
- Steals - 11th
- Blocks - 13th
- Assist/Turnover Ratio - 10th
- Offensive Rebounds - 4th
- Defensive Rebounds - 2nd
- Minutes - 1st

WHAT CAN BROWN DO FOR YOU: Senior **Aaron Brown** had a career game at Columbia, scoring 26 points on 11-for-16 shooting, while hitting 3-of-4 three-pointers. He then came close to his first career double-double when he had a personal best nine rebounds to go along with 11 points at Temple. Brown aided the Hawks' recent win over Rhode Island by scoring 19 points, going 4-for-4 from beyond the arc. The senior, who is averaging 9.2 ppg, opened the year making the fourth start of his SJU career against Drexel and responded with 15 points on 5-for-10 shooting, and followed that with 14 vs. Niagara. Brown served primarily as the Hawks' "sixth man" last season and was the team's third leading scorer with 10.5 points per game.

RACKING UP THE MILES: Senior **Isaiah Miles** leads the team in scoring (17.7), rebounding (8.3) and blocks (1.5). He set a career-high with 36 points vs. Virginia Tech, while matching his career-highs with 15 rebounds and four blocks in the same game, and now has five double-doubles in 15 games. He has since bettered his number in rebounds by

STATS BY HALF

Points	High: 52 at Columbia (1st) Low: 27 at Temple (2nd)
Rebounds	High: 28 vs. Buffalo (1st) Low: 15 vs. Villanova (1st)
Assists	High: 13 vs. Illinois State (1st) Low: 3 at Temple (1st); vs. Old Dominion (2nd)
FG%	High: 59.4% at Columbia (2nd) Low: 33.3% at Temple (1st); at Columbia (1st)
3-pt FG%	High: 66.7% vs. VCU (2nd); at Richmond (2nd) Low: 0% vs. Princeton (2nd); Florida (1st)
FT%	High: 100.0% vs. Illinois State (1st); at Columbia (1st) Low: 47.4% vs. VCU (2nd)

INDIVIDUAL HIGHS BY HALF

Points	25, Isaiah Miles vs. Virginia Tech (2nd)
Rebounds	11, Isaiah Miles at Richmond (1st)
Assists	5, DeAndre' Bembry vs. VCU (1st), Illinois State (1st); Shavar Newkirk vs. Villanova (1st)
Blocks	3, DeAndre' Bembry at Columbia (1st); Pierfrancesco Oliva vs. Old Dominion (1st)
Steals	4, DeAndre' Bembry vs. Drexel (2nd)
FG Made	8, Isaiah Miles vs. VCU (2nd), Virginia Tech (2nd)
3-pt FG Made	4, Isaiah Miles vs. VCU (2nd)
FT Made	7, Isaiah Miles vs. Buffalo (1st), DeAndre' Bembry vs. Drexel (1st)

What They're Saying About DeAndre' Bembry

"It seems like he's been there for eight years (laughs). But that's what happens when freshmen play 35 minutes a game. He's a tremendous talent. He can shoot the ball and he's athletic. He has a great feel for the game. I wish he was on our team. If he's not the best, he's one of the top three players in this league and he's just a handful. When he's shooting the ball from the perimeter, hitting that three, he's really unguardable. I like his mannerisms. Just watching tape and how he interacts with his teammates. He seems like he's a team guy that's not selfish that is all about winning."

- Mark Schmidt, St. Bonaventure

"I'm really impressed with him as a player. I think he brings a toughness to the game. I think he really helps his team win and when he's scoring and shooting the ball the way he has against us in the last couple of years, he looks like an All-Conference player and probably the best player in the league in my opinion, when he's playing that way. To see him twice is something I struggle with but we're looking forward to playing those guys because I think he's one of the most dynamic guys in the league."

- Derek Kellogg, Massachusetts

"Tremendous all-around player. That's why the NBA folks love him the way they do right now is that he does everything right now as a guard - all ends of the court, on the backboard, all-around player."

- Dan Hurley, Rhode Island

"You respect all of your opponents but occasionally there's a guy that worries you more. You're worried about his ability to take a game over and Bembry's that kind of player. The reason he wins and he's good is he can do so much more than score. He can guard the best player on your team, he can get double-digit rebounds, he can find the open man, he can handle pressure, and he can make something out of nothing. I think he's a great NBA prospect and I think he's a really, really special player."

- Dr. John Giannini, La Salle

grabbing 16 at Richmond. Miles has credited his work with assistant coach **David Duda** and a weight loss of close to 20 pounds from last March for his impressive start. **Phil Martelli** called his effort against Buffalo a "monster game" and said, "'It's a credit to him (Miles) because he looks like a different player with the weight loss. He's a senior in practice and he's a senior in the locker room...I'm just delighted for him. It's what you want for a senior. He's a really good person and comes from a wonderful family."

VIVA ITALIA: Freshman **Pierfrancesco Oliva** gave a glimpse of things to come with his performance against Drexel - 12 points, four rebounds, four assists and three blocks. Oliva hit a three-pointer with 2:34 to play to give the Hawks a 12-point cushion that they would need. He followed that with 12 points, eight rebounds, and five assists in the Niagara win. More recently, Oliva had seven points, four rebounds and three assists in 14 minutes in his A-10 debut against Richmond. The freshman led the Hawks with seven rebounds against Villanova and is now averaging 4.5 boards on the season. Oliva had a season-high three steals vs. VCU.

MILES MARKER: **Isaiah Miles** was named the Atlantic 10 and Big 5 Player of the Week for Dec. 28 as he scored a career-high 36 points and tied his career-highs with 15 rebounds and four blocked shots in Hawks' 79-62 win over Virginia Tech on Dec. 19. He connected on 11-for-18 from the field and 11-of-12 from the foul line, which were also career-highs. It was the first 30-point game of his career and his fourth double-double of the season. It marked the first time in his career that he has received weekly honors from either league.

GAINING NOTICE: The Hawks received three votes in the AP Poll of Jan. 4 and two votes the previous week, but did not receive any for Jan. 11. It marked the first time SJU received votes since the 2013-14 season. In that year, SJU gained votes in the polls of Feb. 3, March 3 and March 17.

JOIN THE CLUB: **DeAndre' Bembry** became the 52nd Hawk player to score over 1,000 points in his Saint Joseph's career. He entered the Buffalo game with 998 points and hit the plateau with a driving layup at the 10:13 mark of the first half. He is the 22nd Hawk to achieve the milestone as a junior and now has 1,214 points in 80 games to rank 35th on the list of all-time scorers. "He's going to be a Hall of Famer here and be a Big 5 Hall of Famer down the line, but it's not going to be because of his points. It's going to be because of his game. He's a basketball player," said coach **Phil Martelli**. "At halftime (vs. Buffalo), he told me his man (Jarryn Skeete) didn't have any points. We've had other guys here get to that number (1,000) because they wanted to get to that number. With him, he wanted to get to 3-0."

FROM THE START: **Pierfrancesco Oliva** became the third freshman in three years to own a spot in the starting lineup on opening day. **DeAndre' Bembry** started all 34 games as a freshman for the Hawks in 2013-14 while **James Demery** was in the starting lineup last season.

FEAR THE 'FRO: All-Conference performer **DeAndre' Bembry** is on numerous preseason lists that recognize him as one of the top players in the nation. He was the leading scorer in the Atlantic 10 last season with his 17.7 average and led the Hawks in practically every statistical category, including rebounding (7.7), assists (3.6), steals (1.9) and an NCAA-leading 38.6 minutes per game. The 6-6 junior also topped the league in scoring in A-10 games with his 19.0 average. Bembry became the first SJU player ever to win the conference's scoring title.

BALANCED ATTACK: Saint Joseph's has had at least four players score double figures in seven of 15 games thus far. The Hawks saw five players

reach double figures vs. Villanova - Bembry, Miles, Demery, Newkirk and Brown - which was the first time that happened since the NCAA Tournament against Connecticut in March, 2014. The same five also reached double figures vs. Illinois State, while Bembry, Miles, Demery, Newkirk and Ndao scored double digits at Richmond.

BLOCK PARTY: Saint Joseph's is fourth in the A-10 in blocked shots with 4.5 per game. **Isaiah Miles** tops the team with 22, while **Pierfrancesco Oliva** has 17 and **DeAndre' Bembry** has 16 blocks.

BEMBRY'S BIG WEEK: **DeAndre' Bembry** earned Player of the Week honors from both the A-10 (co-) and the Big 5 on Dec. 14. It marked the first A-10 honor of the season for him, and the fourth of his career, and the second of the year and fourth of his career in the Big 5.

LOTS OF FLAPPING: The famed Hawk mascot celebrates its 60th anniversary this season. Originated by Jim Brennan, the Hawk made its debut on Jan. 4, 1956 at the Saint Joseph's-La Salle game at the Palestra. Junior Timmy Parks is the 37th student to serve as the mascot this year.

HONORING THE HAWKS: Saint Joseph's 2003-04 Elite Eight team will be one of five teams inducted into the Big 5 Hall of Fame in April. That team went 27-0 in the regular season, achieved the nation's number-one ranking and a top seed in the NCAA Tournament before finishing the year 30-2. Jameer Nelson was the consensus National Player of the Year while **Phil Martelli** earned National Coach of the Year honors.

IN FINE COMPANY: **Phil Martelli** is in an exclusive club of current coaches who have been at one school for 20 seasons. There are eight other Division I coaches in the group who have coached at least two decades: Jim Boeheim (Syracuse), Mike Krzyzewski (Duke), Tom Izzo (Michigan State), Greg Kampe (Oakland), Rick Byrd (Belmont), Bob McKillop (Davidson), Dave Loos (Austin Peay) and Fran O'Hanlon (Lafayette).

FAMILY TIES: Sophomore **Michael Booth** is the grandson of former SJU basketball coach Harry Booth '62. The elder Booth owns the distinction of serving as team captain and head coach of both the baseball and basketball teams. He was the head basketball coach from 1974 to 1978. Sophomore **Brendan Casper's** father, Rob, was a member of the Bishop Kenrick High School team coached by **Phil Martelli** in the late 1970's.

BEMBRY AND THE BIG 5: **DeAndre' Bembry** was named the Big 5 Co-Player of the Week for Nov. 15. He averaged 17.5 points, 4.5 rebounds and 4.5 assists in the Hawks' first two wins.

THE POINT FORWARD: **Phil Martelli** has compared freshman **Pierfrancesco Oliva's** passing ability to that of 2014 All-A-10 honoree Halil Kanacevic. The 6-8 Oliva is averaging 2.5 assists per game. Kanacevic, also a 6-8 forward, averaged a team-high 4.4 assists for the 2014 A-10 Champions.

ON THE SIDELINES: Senior **Skylar Scrivano** has yet to get on the court for the Hawks. The 6-10 forward came to SJU last year from Rider and sat out 2014-15 due to the transfer rule, but suffered an achilles injury in the summer which has caused him to be sidelined indefinitely.

GAINING NOTICE: **DeAndre' Bembry** has certainly gained the attention of the NBA with his play the past two years and his performance at the Nike Basketball Academy during the summer. A total of 25 NBA teams attended SJU practices during the preseason while numerous scouts are expected at Hawk games this year. He's also received a number of preseason accolades and is on the "watch lists" for the John R. Wooden

Award, the Naismith Trophy, the Julius Erving Small Forward Award and the Lute Olson National Player of the Year Award.

HAWK CAPTAIN: Junior **DeAndre' Bembry** was voted team captain by his teammates. Bembry is serving as captain for the second year in a row. Last season, he was the first sophomore to be chosen a captain in Phil Martelli's 20 seasons as head coach of the Hawks, and only the second in school history. The previous sophomore captain was Joe Oakes, who captained the famed "Mighty Mites" team in 1936-37.

SIGN HIM UP: It was announced on October 29, 2015 that head coach **Phil Martelli** and Saint Joseph's had agreed to a multi-year contract extension. Martelli has guided the Hawks to 12 postseason appearances and two Atlantic 10 titles.

PRESEASON PICK: Saint Joseph's was picked to finish seventh in the Atlantic 10 Preseason Poll, as voted on by media and the league's coaches. Last season the Hawks went 7-11 and finished 10th in the A-10.

HOME SWEET HOME: This marks the seventh season of Michael J. Hagan '85 Arena. The arena was dedicated in October 2009 after a two-year expansion and renovation of Alumni Memorial Fieldhouse, which was the home of the Hawks since 1949. Saint Joseph's owns a 59-30 record in the six seasons of Hagan Arena, but a 378-112 overall record in 65 years of Hagan Arena/Alumni Memorial Fieldhouse. SJU went 10-4 on its home court during the 2014-15 season and is 7-2 this year.

NBA HAWKS: Langston Galloway, a member of SJU's 2014 A-10 Championship team, is currently starring for the New York Knicks. Galloway, who was undrafted, worked his way through the NBA D League and earned a spot on the Knicks in January 2015. His play gained him recognition on the 2014-15 All-Rookie Second Team. Jameer Nelson, the 2004 Consensus National Player of the Year, is in his 12th season in the NBA playing for the Denver Nuggets.

CRADLE OF COACHES: The Saint Joseph's coaching connection is an impressive one. A total of seven Saint Joseph's graduates have gone on to become head coaches in the NBA, and SJU is tied with Illinois for second on the list of universities with alums that have served as NBA head coaches. Indiana tops the list with 11 graduates that have coached in the league. Jim O'Brien was the most recent NBA head coach, and his last year with the Indiana Pacers was in 2010-11. Below is the list of former Hawks who have held positions as NBA head coaches:

<u>Player (Class)</u>	<u>NBA Teams</u>	<u>W-L (yrs.)</u>
Jack Ramsay ('49)	Phila., Buf., Port., Ind.	864-783 (21)
Jim Lynam ('63)	L.A. Clippers, Phila., Wash.	328-392 (10)
Matt Guokas ('67)	Phila., Orlando	230-305 (7)
Paul Westhead ('61)	L.A. Lakers, Chicago, Denver	183-224 (6)
Jack McKinney ('57)	L.A. Lakers, Indiana	135-205 (5)
George Senesky ('43)	Philadelphia	119-97 (3)
Jim O'Brien ('74)	Indiana, Phila., Boston	303-327 (8)

HAWKS IN WAITING: **Phil Martelli** announced that Charles Brown and Gerald Blount had signed National Letters of Intent during the early signing period and will join the program in the Fall of 2016. Blount is a 6-foot-7 forward from the Pomfret School in Connecticut, who averaged 11.3 points, 9.2 rebounds, 3.5 assists and 2.5 blocks per game last season. He earned All-New England Class B Honorable Mention recognition in 2015 in his first season there and also played football for Pomfret. Brown, a 6-6 wing from Philadelphia, is currently attending St. Thomas More in Connecticut. He previously played at George Washington High School in Philadelphia and in 2014-15, was named the MVP of the Public League's B Division as he scored a division-leading 18.4 points per game.

KEEPING IT IN THE FAMILY: **Phil Martelli's** staff consists of three former Hawk players. Assistant coach **Mark Bass**, now in his 17th year, was a junior on Martelli's first team in 1995-96, and as a senior, helped the Hawks reach the NIT Final in 1997. Assistant coach **Geoff Arnold** played for the Hawks from 1982 to 1986, and was a member of the 1986 Atlantic 10 championship team. Arnold was a member of Martelli's coaching staff for one season in 1995-96, and then returned to Hawk Hill at the start of the 2008-09 season. Director of basketball operations **Rob Sullivan** was a member of the 2004 Elite Eight team.

LOOKING AHEAD: SJU returns home to host Fordham on Saturday to being a stretch of four straight games in Philadelphia. After the Fordham game, the Hawks will make local trips to Penn and La Salle, and then return to host Massachusetts on Jan. 27. The non-conference game vs. Penn on Jan. 20 is a doubleheader at The Palestra and will mark the 60th anniversary of the Big 5.

HAWKS IN THE A-10 STATS

(thru games of Jan. 10)

	Category	All	A-10
DeAndre' Bembry	Scoring	11th	12th-T
	Rebounding	7th	11th-T
	Assists	6th-T	2nd
	Steals	11th	6th-T
	Blocks	13th	--
	Off. Reb.	4th	--
	Ast/TO Ratio	9th	7th
	Def. Reb.	2nd	11th-T
	Minutes	1st	2nd-T

Isaiah Miles	Scoring	9th	9th
	Rebounding	4th	3rd-T
	FG Pct.	10th	7th
	FT Pct.	2nd	12th-T
	3FG Pct.	12th	5th
	3FG Made	--	10th-T
	Blocks	6th	--
	Off. Reb.	3rd	5th-T
	Def. Reb.	8th	3rd-T
	Minutes	9th	--

Aaron Brown	3FG Pct.	--	3rd
--------------------	----------	----	-----

James Demery	FG Pct.	11th	15th
---------------------	---------	------	------

Pierfrancesco Oliva	Steals	--	11th
----------------------------	--------	----	------

TEAM	Category	All	A-10
	Scoring Off	9th	3rd-T
	Scoring Def	9th	9th
	Scoring Marg	8th	6th
	FT Pct.	5th	12th
	FG Pct.	10th	5th
	FG Pct. Def	1st	10th
	3-Pt. Pct.	11th	2nd
	3-Pt. Pct. Def	3rd	9th
	Reb. Offense	2nd	3rd
	Reb. Defense	11th	8th
	Reb. Margin	7th	2nd
	Blocks	4th	12th
	Assists	7th	3rd-T
	Steals	13th	10th-T
	TO Marg	10th	6th
	Ast/TO Ratio	3rd	2nd
	Off. Rebs	9th	7th
	Def. Rebs	2nd	1st
	Def. Reb. Pct.	8th	1st
	Off. Reb. Pct.	9th	7th
	3-Pt. FG	9th	5th

FREE THROW SHOOTING**Final 5:00 of game (regulation only)**

Player	FTM	FTA	Pct.
Papa Ndao	2	2	1.000
Lamarr Kimble	2	2	1.000
Mike Booth	2	2	1.000
Aaron Brown	5	6	.833
Isaiah Miles	12	15	.800
Pierfrancesco Oliva	6	8	.750
Shavar Newkirk	11	15	.733
James Demery	8	13	.615
DeAndre' Bembry	10	20	.500
Totals	58	83	.698

Final 1:00 of game (regulation only)

Player	FTM	FTA	Pct.
Isaiah Miles	4	4	1.000
Lamarr Kimble	2	2	1.000
Mike Booth	2	2	1.000
Aaron Brown	3	4	.750
James Demery	5	7	.714
Shavar Newkirk	4	6	.667
Pierfrancesco Oliva	1	2	.500
DeAndre' Bembry	3	6	.500
Totals	24	34	.706

DUNKS

Player	Dunks
DeAndre' Bembry	8
James Demery	3
Markell Lodge	2
Aaron Brown	3
Isaiah Miles	3

Assists on Dunks

Player	Passes	Lob Passes
DeAndre' Bembry	1	1
Isaiah Miles	0	1
Lamarr Kimble	2	0
Shavar Newkirk	2	0

THE LAST TIME . . .

SAINT JOSEPH'S . . .

Won in overtime	66-65 at Temple, 12/13/15
Lost in overtime	70-60 vs. St. Bonaventure, 2/21/15
Won in double overtime	83-81 over Lafayette, 12/29/00
Lost in double overtime	98-93 at St. Bonaventure, 2/29/12
Won in triple overtime	92-86 over Rhode Island, 1/10/09
Played a Top 10 opponent	86-72 loss to #8 Villanova, 12/1/15
Played a ranked opponent	86-72 loss to #8 Villanova, 12/1/15
Defeated a Top 10 opponent	71-66 win over #8 Xavier, 3/6/08
Defeated a Top 25 opponent	65-61 win over #23 VCU, 3/16/14
Was ranked in the Top 25	#5 by AP and ESPN/USA Today, 4/7/04
Won by 50 points or more	114-63 (51 pts) over St. Bonaventure, 1/24/04
Won by 40-49 points	82-42 (40 pts) over Penn, 1/19/08
Won by 30-39 points	81-44 (37 pts) over Rhode Island, 3/6/13
Won by 20-29 points	89-67 (22 pts) over Buffalo, 11/18/15
Scored 100 points or more	114-63 win over St. Bonaventure, 1/24/04
Scored less than 50 points	60-49 loss to St. Bonaventure, 3/12/15
Shot 60 percent or better	64.6% vs. Duquesne, 1/15/14
Shot 50-59 percent	56.3% at Rhode Island, 3/7/15
Shot under 30 percent	25.5% vs. St. Bonaventure, 3/12/15
Made 10 or more 3-point field goals	11 at Richmond, 1/2/16
Did not make any 3-point field goals	0 vs. Massachusetts, 2/26/09
Totaled 50 or more rebounds	50 at St. Bonaventure, 1/14/09
Had less than 25 rebounds	19 at La Salle, 2/16/13
Totaled 20 or more assists	21 vs. Illinois State, 12/19/15
Had 20 or more turnovers	20 at #20 VCU, 1/10/15
Had 15 or more steals	15 vs. Lehigh, 12/20/09
Had 10 or more blocks	10 at Duquesne, 1/12/13
Had 4 players in double figures	at Temple, 12/13/15
Had 5 players in double figures	at Richmond, 1/2/16

A SAINT JOSEPH'S PLAYER . . .

Scored 40 or more points	47, Tony Costner vs. Alaska-Anchorage, 12/30/83 **
Scored 30 or more points	31, Isaiah Miles vs. VCU, 1/5/16
Scored 25-29 points:	27, DeAndre' Bembry vs. Princeton, 12/8/15
Scored 20-24 points:	22, DeAndre' Bembry vs. Rhode Island, 1/10/16
Made 8 or more 3-point field goals:	10, Langston Galloway vs. Fordham, 2/22/14 **
Made 10 or more free throws:	11, Isaiah Miles vs. Virginia Tech, 12/22/15
Shot 100 percent from the field (min. 5 made)	6-for-6, Ronald Roberts, Jr. vs. VCU, 3/16/14
Attempted 15 or more free throws:	15, DeAndre' Bembry vs. Drexel, 11/13/15
Attempted 20 or more field goals:	21, DeAndre' Bembry vs. Rhode Island, 1/10/16
Had 10-19 rebounds:	15, Isaiah Miles vs. Virginia Tech, 12/22/15
Had 20 or more rebounds:	20, Ahmad Nivins vs. Rhode Island, 1/10/09
Had 10 or more blocks:	10, Dwayne Jones vs. St. Bonaventure, 3/19/05
Had 5-9 blocks:	5, Javon Baumann at La Salle, 1/27/15
Had 5 or more steals:	5, DeAndre' Bembry at La Salle, 1/27/15
Had 10 or more assists:	12, Halil Kanacevic at Penn, 1/18/14
Had a double-double:	Isaiah Miles at Richmond (17 pts-16 rebs), 1/2/16
Had a triple-double:	Dwayne Jones (11 pts, 11 rebs, 10 blk) vs. St. Bonaventure, 2/19/05
Played 40 minutes (in regulation):	DeAndre' Bembry vs. Rhode Island, 1/10/16

AN OPPONENT . . .

Scored less than 50 points	42 by Loyola Maryland, 12/9/14
Scored less than 40 points	35 by Yale, 11/12/12
Shot under 30 percent	28.3% by Loyola Maryland, 12/9/14
Shot 60 percent or better	60.9% by Western Kentucky, 11/12/10
Scored 100 points or more	104 by Iona, 11/23/11

** Denotes school record

HAWKS BY THE NUMBERS

SJU's Record in Games....

Decided by 5 points or less	6-1
Decided by 6-10 points	1-0
Decided by 11 points or more	5-2
Played during the day	6-1
Played at night	6-2
Televised	7-3
Home	7-2
Away	2-0
Neutral	2-1
In Overtime	1-0
In November	4-1
In December	6-1
In January	2-1
In white uniforms	7-2
In crimson uniforms	5-1
When winning the opening tip-off	2-1

SJU's Record When Scoring....

Less than 60 points	0-0
60-69 points	2-1
70-79 points	7-1
80-89 points	3-1
90-99 points	0-0

SJU's Record When Allowing....

Less than 60 points	0-0
60-69 points	9-0
70-79 points	2-1
80-89 points	1-2
90-100 points	0-0

SJU's Record When....

Leading at the half	8-0
Trailing at the half	3-3
Tied at the half	1-0

SJU's Record When Shooting...

50% or better	0-0
40-49%	9-3
Less than 30%	0-0
Better than opponent	8-2
Worse than opponent	4-1

SJU's Record When...

Outrebounding opponent	8-1
Outrebounded by opponent	4-2
Equal rebounds as opponent	0-0
Committing fewer TOs than opponent	6-1
Committing more TOs than opponent	4-2
Equal TOs as opponent	4-0
Committing 14 or fewer TOs	11-3
Committing 15 or more TOs	1-0
Bembry scores double figures	12-3
Miles scores double figures	12-3
Brown scores double figures	6-1
Four players score double figures	4-0
Five players score double figures	2-1

MISCELLANEOUS STATS

Largest winning margin: 22 vs. Buffalo
Largest lead in a game: 32 vs. Illinois State
Largest margin of defeat: 14 vs. Villanova
Largest deficit in a game: 18 vs. Villanova
Largest deficit overcome to win: 9 at Richmond
Largest winning margin lost: 13 vs. VCU

THE HAWK

One of the most famous mascots in college sports, the Saint Joseph's Hawk celebrates its 60th anniversary in 2015-16.

The Hawk is best known for staying in constant motion by flapping its wings throughout every basketball game and representing the Saint Joseph's motto, "The Hawk Will Never Die".

The idea for the Hawk as a mascot was originated by Jim Brennan during the 1954-55 season. Brennan, an ex-Marine and SJU cheerleader, at first wanted to secure an actual hawk, but later switched to the costume idea. The student government raised the 120 dollars needed to buy the initial costume, which Brennan donned for three years. He made his debut as the Hawk on January 4, 1956, a 69-56 win over La Salle at the Palestra. The Hawk has not missed a men's basketball game since that first season.

In addition to the constant flapping, the Hawk is also recognized by its "flying" in figure eights around the court during timeouts. The constant motion, coupled with the scrappy play of the University's athletic teams, helped to spawn the school's familiar slogan "The Hawk Will Never Die!" A few years ago, ESPN used a "flap-o-meter" on the national telecast of a Saint Joseph's game to estimate that the Hawk flaps its wings 3,500 times during a regulation game.

The Hawk is unique because it is one of the few mascots in the nation that travels to every game, and the student who holds the position gains a tuition scholarship. The student, who is selected through an interview process during the previous spring semester, also serves as a team manager for the men's basketball team and travels with the squad.

Timmy Parks becomes the 37th student to wear the wings in 2015-16. He is a junior accounting major from Wilmington, Del.



ON THE AIR

TV: Saint Joseph's will again have a strong presence on television in 2015-16, with a total of 18 games scheduled for television coverage, with 10 national television appearances. (Complete schedule on page 2)

RADIO: Saint Joseph's will broadcast a total of 27 regular-season games on commercial radio this year, with 19 games on WNTX 990 AM; six games on 610 Sports; and two games on WFIL 560 AM. The Saint Joseph's Sports Network team of **Matt Martucci** and **Joe Lunardi** will provide the play-by-play and color commentary. Martucci, a 2006 Syracuse University graduate, is in his seventh year as full-time play-by-play announcer. Lunardi, in his 26th year on the Hawks' radio broadcasts, is the associate vice president for marketing at Saint Joseph's, and is a college basketball analyst for ESPN.com with his popular "Bracketology" column. Games can also be heard via audio streaming free of charge on www.SJUHawks.com.

VIDEO STREAMING: This season, live video broadcasts of many SJU games will be broadcast through the Atlantic 10 Network. A subscription is necessary. (See schedule on pg. 2)

INTERNET: Information for Saint Joseph's basketball is found at SJU's athletics website, www.SJUHawks.com with statistics, updated game notes, and live in-game statistics for all Hawk home games, and selected road games. Through Hawks All-Access, fans can follow every home game through audio streaming as well as video streaming for non-televised games. All road games are covered with audio streaming while video streaming also available for selected ones. Video features on the team will also be available on the site.

PHIL MARTELLI'S HAWK TALK RADIO SHOW: Phil Martelli's "HawkTalk" Radio Show will be held for 10 consecutive Mondays from 7 to 8 p.m. at JD McGillicuddy's in Havertown, Pa. The show will air from 7 to 8 p.m. on 990 AM. The show's schedule is as follows: Jan. 4; Jan. 11; Jan. 18; Jan. 25; Feb. 1; Feb. 8; Feb. 15; Feb. 22; Feb. 29; and March 7.



SAINT JOSEPH'S

The corporate title of "Saint" Joseph's University, which has been in place since Saint Joseph's was granted university status by the Commonwealth of Pennsylvania in 1979, is now the public title of the institution for all aspects of its operations.

Official reference: Saint Joseph's University
Saint Joseph's

Acceptable in headlines or informal references:
Saint Joseph's
SJU
St. Joe's

UNACCEPTABLE: St. Joseph's

**For articles on the Hawks, go to
"Hawks in the News" on SJUHawks.com**

<http://tinyurl.com/SJUclippings>

Media Guide Online at SJUHawks.com

<http://tinyurl.com/SJUMediaGuide-1516>

A-10 COACHES' CONFERENCE CALL

Every Monday the A-10 will conduct a teleconference with each of its head men's basketball coaches. Members of the media are strongly encouraged to participate in the questioning and should contact the Atlantic 10 at 757-706-3058 for the call-in number. The schedule is as follows (all times are EASTERN):

10:04 am - Derek Kellogg, Massachusetts	11:00 am - Mark Schmidt, St. Bonaventure
10:11 am - Archie Miller, Dayton	11:07 am - John Giannini, La Salle
10:18 am - Dave Paulson, George Mason	11:14 am - Chris Mooney, Richmond
10:25 am - Will Wade VCU	11:21 am - Dan Hurley, Rhode Island
10:32 am - Jim Ferry, Duquesne	11:28 am - Jim Crews, Saint Louis
10:39 am - Jeff Neubauer, Fordham	11:35 am - Bob McKillop, Davidson
10:46 am - Phil Martelli, Saint Joseph's	
10:53 am - Mike Lonergan, GW	

CAREER HIGHS

#34 JAVON BAUMANN

PTS: 11 vs. Western Kentucky (11/27/14)
 REB: 8 vs. FDU (11/14/14)
 AST: 2 (5x) last at La Salle (1/27/15)
 FGM: 5 vs. Western Kentucky (11/27/14)
 FGA: 6 vs. Western Kentucky (11/27/14)
 3FGM: --
 3FGA: --
 FTM: 2 vs. Vermont (11/22/14)
 FTA: 4 (2x) last vs. Vermont (11/22/14)
 BLK: 5 (2x) last at La Salle (1/27/15)
 STL: 4 vs. Vermont (11/22/14)
 TO: 3 (3x) last vs. Richmond (2/28/15)
 MIN: 32 vs. Western Kentucky (11/27/14)

#43 DeANDRE' BEMBRY

PTS: 33 at Massachusetts (2/25/15)
 REB: 17 vs. Davidson (1/31/15)
 AST: 9 vs. La Salle (3/4/15)
 FGM: 11 vs. Princeton (12/8/15)
 FGA: 22 vs. Penn (1/24/15)
 3FGM: 6 at St. Bonaventure (1/18/15)
 3FGA: 10 at Duquesne (1/7/15)
 FTM: 11 (2x) last vs. Drexel (11/13/15)
 FTA: 15 vs. Drexel (11/13/15)
 BLK: 4 vs. Old Dominion (11/22/15)
 STL: 5 (2x) last at La Salle (1/27/15)
 TO: 6 (2x) last vs. St. Bonaventure (2/21/15)
 MIN: 45 (3x) last vs. St. Bonaventure (2/21/15)

#3 MIKE BOOTH

PTS: 2 vs. Virginia Tech (12/22/15)
 REB: 1 (2x) last at Marist (12/20/14)
 FGM: --
 FGA: 1 at Gonzaga (11/19/14)
 3FGM: --
 3FGA: 1 vs. Illinois State (12/19/15)
 FTM: 2 vs. Virginia Tech (12/22/15)
 FTA: 2 (2x) last vs. Virginia Tech (12/22/15)
 AST: --
 BLK: --
 STL: --
 TO: --
 MIN: 2 (4x) last at Marist (12/20/14)

#2 AARON BROWN

PTS: 26 at Columbia (12/4/15)
 REB: 9 at Temple (12/13/15)
 FGM: 11 at Columbia (12/4/15)
 FGA: 16 (2x) last at Columbia (12/4/15)
 3FGM: 4 vs. Rhode Island (1/10/16)
 3FGA: 5 vs. Davidson (1/31/15)
 FTM: 7 vs. LIU Brooklyn (11/25/14)
 FTA: 9 vs. LIU Brooklyn (11/25/14)
 AST: 6 at Dayton (2/19/15)
 BLK: 1 (4x) last vs. Princeton (12/8/15)
 STL: 2 (2x) last vs. St. Bonaventure (2/21/15)
 TO: 4 (3x) last at Rhode Island (3/7/15)
 MIN: 39 (2x) last at Temple (12/13/15)

#20 BRENDAN CASPER

PTS: 9 at Villanova (12/6/14)
 REB: 9 at Villanova (12/6/14)
 AST: 2 at VCU (1/10/15)
 FGM: 4 at Villanova (12/6/14)
 FGA: 9 at Villanova (12/6/14)
 3FGM: 1 vs. Loyola Maryland (12/9/14)
 3FGA: 2 vs. Loyola Maryland (12/9/14)
 FTM: 2 at Penn (1/18/14)
 FTA: 5 at VCU (1/10/15)
 BLK: 1 (2x) last at Villanova (12/6/14)
 STL: 2 at Villanova (12/6/14)
 TO: 5 at Villanova (12/6/14)
 MIN: 20 at Villanova (12/6/14)

#11 CHRIS CLOVER

PTS: 3 (2x) last vs. Illinois State (12/19/15)
 REB: 2 vs. Old Dominion (11/22/15)
 FGM: 1 (2x) last vs. Illinois State (12/19/15)
 FGA: 5 vs. Niagara (11/15/15)
 3FGM: 1 vs. Niagara (11/15/15)
 3FGA: 2 (2x) last vs. Buffalo (11/18/15)
 FTM: 1 vs. Virginia Tech (12/22/15)
 FTA: 2 vs. Virginia Tech (12/22/15)
 AST: --
 BLK: --
 STL: --
 TO: 1 vs. Virginia Tech (12/22/15)
 MIN: 8 vs. Niagara (11/15/15)

#25 JAMES DEMERY

PTS: 17 vs. Florida (11/21/15)
 REB: 7 (3x) last vs. VCU (1/5/16)
 FGM: 7 vs. Florida (11/21/15)
 FGA: 13 vs. Florida (11/21/15)
 3FGM: 2 at Richmond (1/2/16)
 3FGA: 3 (5x) last vs. Buffalo (11/18/15)
 FTM: 4 (4x) last vs. Princeton (12/8/15)
 FTA: 8 at VCU (1/10/15)
 AST: 4 at Fordham (2/15/15)
 BLK: 2 at Duquesne (1/7/15)
 STL: 3 vs. St. Bonaventure (2/21/15)
 TO: 5 at St. Bonaventure (1/18/15)
 MIN: 37 vs. St. Bonaventure (2/21/15)

#40 LAMARR KIMBLE

PTS: 11 at Temple (12/13/15)
 REB: 3 vs. Princeton (12/8/15)
 FGM: 4 at Temple (12/13/15)
 FGA: 10 at Temple (12/13/15)
 3FGM: 3 at Temple (12/13/15)
 3FGA: 4 at Temple (12/13/15)
 FTM: 4 vs. Florida (11/21/15)
 FTA: 6 vs. Florida (11/21/15)
 AST: 4 (2x) last vs. Md. Eastern Shore (12/29/15)
 BLK: --
 STL: 2 (2x) last at Temple (12/13/15)
 TO: 3 (2x) last at Temple (12/13/15)
 MIN: 23 vs. Florida (11/21/15)

#23 MARKELL LODGE

PTS: 4 vs. Niagara (11/15/15)
 REB: 6 vs. Niagara (11/15/15)
 FGM: 2 vs. Niagara (11/15/15)
 FGA: 3 vs. Niagara (11/15/15)
 3FGM: --
 3FGA: --
 FTM: 2 vs. Old Dominion (11/22/15)
 FTA: 2 (2x) last vs. Villanova (12/1/15)
 AST: --
 BLK: 1 vs. Florida (11/21/15)
 STL: --
 TO: 1 (2x) last vs. Buffalo (11/18/15)
 MIN: 11 vs. Niagara (11/15/15)

#15 ISAIAH MILES

PTS: 36 vs. Virginia Tech (12/22/15)
 REB: 16 at Richmond (1/2/16)
 AST: 4 vs. Temple (12/3/14)
 FGM: 11 (2x) last vs. VCU (1/5/16)
 FGA: 18 vs. Virginia Tech (12/22/15)
 3FGM: 5 at Dayton (2/19/15)
 3FGA: 9 at Dayton (2/19/15)
 FTM: 11 vs. Virginia Tech (12/22/15)
 FTA: 12 vs. Virginia Tech (12/22/15)
 BLK: 4 (2x) last vs. Virginia Tech (12/22/15)
 STL: 3 (2x) last vs. St. Bonaventure (2/21/15)
 TO: 4 at Temple (12/13/15)
 MIN: 42 at Temple (12/13/15)

#12 PAPA NDAO

PTS: 13 at George Mason (11/11/14)
 REB: 8 at Richmond (1/2/16)
 FGM: 4 (2x) last at Richmond (1/2/16)
 FGA: 9 at Richmond (1/2/16)
 3FGM: 3 (4x) last at Richmond (1/2/16)
 3FGA: 6 (2x) last at Richmond (1/2/16)
 FTM: 4 (2x) last vs. Md. Eastern Shore (12/29/15)
 FTA: 6 vs. Md. Eastern Shore (12/29/15)
 AST: 3 vs. Coppin State (12/21/11)
 BLK: 4 vs. Morgan State (12/28/11)
 STL: 2 at Penn (1/21/12)
 TO: 5 vs. Coppin State (12/21/11)
 MIN: 37 at George Mason (11/11/14)

#1 SHAVAR NEWKIRK

PTS: 13 (2x) last vs. Illinois State (12/19/15)
 REB: 5 (2x) last vs. Temple (12/3/14)
 FGM: 4 (3x) last vs. Villanova (12/1/15)
 FGA: 9 vs. Villanova (12/1/15)
 3FGM: 3 vs. Illinois State (12/19/15)
 3FGA: 5 (2) last vs. Virginia Tech (12/22/15)
 FTM: 5 (4x) last vs. Rhode Island (1/10/16)
 FTA: 8 vs. Rhode Island (1/10/16)
 AST: 9 vs. Villanova (12/1/15)
 BLK: 2 at Gonzaga (11/19/14)
 STL: 3 (3x) last vs. Penn (1/24/15)
 TO: 5 (2x) last at Denver (12/29/14)
 MIN: 31 vs. Villanova (12/1/15)

#24 PIERFRANCESCO OLIVA

PTS: 12 vs. Niagara (11/15/15)
 REB: 8 vs. Niagara (11/15/15)
 FGM: 3 (4x) vs. Md. Eastern Shore (12/29/15)
 FGA: 10 vs. Niagara (11/15/15)
 3FGM: 2 (2x) last vs. Niagara (11/15/15)
 3FGA: 6 vs. Niagara (11/15/15)
 FTM: 4 (2x) last vs. Niagara (11/15/15)
 FTA: 6 vs. Niagara (11/15/15)
 AST: 5 (2x) last vs. Virginia Tech (12/22/15)
 BLK: 3 vs. Old Dominion (11/22/15)
 STL: 3 vs. VCU (1/5/16)
 TO: 3 vs. Drexel (11/13/15)
 MIN: 30 vs. Niagara (11/15/15)

#21 KYLE THOMPSON

PTS: 2 vs. Loyola Maryland (12/9/14)
 REB: 2 vs. Illinois State (12/19/15)
 FGM: 1 vs. Loyola Maryland (12/9/14)
 FGA: 1 (2x) last vs. Loyola Maryland (12/9/14)
 3FGM: --
 3FGA: --
 FTM: 1 at Marist (12/20/14)
 FTA: 2 at Marist (12/20/14)
 AST: 1 vs. Loyola Maryland (12/9/14)
 BLK: --
 STL: --
 TO: --
 MIN: 2 (4x) last at Marist (12/20/14)

#32 JAI WILLIAMS

PTS: 8 vs. George Mason (2/7/15)
 REB: 3 at Massachusetts (2/25/15)
 AST: 1 at La Salle (1/27/15)
 FGM: 3 vs. George Mason (2/7/15)
 FGA: 4 vs. George Mason (2/7/15)
 3FGM: --
 3FGA: --
 FTM: 2 vs. George Mason (2/7/15)
 FTA: 3 vs. George Mason (2/7/15)
 BLK: 1 (4x) last vs. George Mason (2/7/15)
 STL: 1 (3x) last vs. George Mason (2/7/15)
 TO: 2 (2x) last at Massachusetts (2/25/15)
 MIN: 19 vs. George Mason (2/7/15)

SEASON HIGHS

#34 JAVON BAUMANN

PTS: 1 vs. Drexel (11/13/15)
 REB: 2 vs. Virginia Tech (12/22/15)
 AST: 1 vs. Virginia Tech (12/22/15)
 FGM: --
 FGA: 1 vs. Buffalo (11/18/15)
 3FGM: --
 3FGA: --
 FTM: 1 (3x) last vs. Virginia Tech (12/22/15)
 FTA: 2 (3x) last vs. Virginia Tech (12/22/15)
 BLK: 1 vs. Buffalo (11/18/15)
 STL: 1 vs. Virginia Tech (12/22/15)
 TO: 1 vs. Drexel (11/13/15)
 MIN: 8 vs. Virginia Tech (12/22/15)

#43 DeANDRE' BEMBRY

PTS: 27 vs. Princeton (12/8/15)
 REB: 13 at Temple (12/13/15)
 AST: 8 (2x) last vs. VCU (1/5/16)
 FGM: 11 vs. Princeton (12/8/15)
 FGA: 21 vs. Rhode Island (1/10/16)
 3FGM: 4 vs. Illinois State (12/19/15)
 3FGA: 8 at Columbia (12/4/15)
 FTM: 11 vs. Drexel (11/13/15)
 FTA: 15 vs. Drexel (11/13/15)
 BLK: 4 vs. Old Dominion (11/22/15)
 STL: 4 (2x) last vs. Princeton (12/8/15)
 TO: 4 (2x) last vs. Old Dominion (11/22/15)
 MIN: 40 (4x) last vs. Rhode Island (1/10/16)

#3 MIKE BOOTH

PTS: 2 vs. Virginia Tech (12/22/15)
 REB: --
 FGM: --
 FGA: 1 vs. Illinois State (12/19/15)
 3FGM: --
 3FGA: 1 vs. Illinois State (12/19/15)
 FTM: 2 vs. Virginia Tech (12/22/15)
 FTA: 2 vs. Virginia Tech (12/22/15)
 AST: --
 BLK: --
 STL: --
 TO: --
 MIN: 1 (3x) last vs. vs. Virginia Tech (12/22/15)

#2 AARON BROWN

PTS: 26 at Columbia (12/4/15)
 REB: 9 at Temple (12/13/15)
 FGM: 11 at Columbia (12/4/15)
 FGA: 16 at Columbia (12/4/15)
 3FGM: 4 vs. Rhode Island (1/10/16)
 3FGA: 4 (3x) last vs. Rhode Island (1/10/16)
 FTM: 5 vs. Drexel (11/13/15)
 FTA: 5 vs. Drexel (11/13/15)
 AST: 3 vs. Illinois State (12/19/15)
 BLK: 1 vs. Princeton (12/8/15)
 STL: 1 (2x) last at Richmond (1/2/16)
 TO: 3 (2x) last at Richmond (1/2/16)
 MIN: 39 at Temple (12/13/15)

#20 BRENDAN CASPER

PTS: 2 vs. Buffalo (11/18/15)
 REB: 1 (2x) last vs. Illinois State (12/19/15)
 AST: --
 FGM: 1 vs. Buffalo (11/18/15)
 FGA: 2 vs. Illinois State (12/19/15)
 3FGM: --
 3FGA: 1 vs. Illinois State (12/19/15)
 FTM: --
 FTA: --
 BLK: --
 STL: --
 TO: 1 vs. Virginia Tech (12/22/15)
 MIN: 2 (2x) last vs. Illinois State (12/19/15)

#11 CHRIS CLOVER

PTS: 3 (2x) last vs. Illinois State (12/19/15)
 REB: 2 vs. Old Dominion (11/22/15)
 FGM: 1 (2x) last vs. Illinois State (12/19/15)
 FGA: 5 vs. Niagara (11/15/15)
 3FGM: 1 vs. Niagara (11/15/15)
 3FGA: 2 (2x) last vs. Buffalo (11/18/15)
 FTM: 1 vs. Virginia Tech (12/22/15)
 FTA: 2 vs. Virginia Tech (12/22/15)
 AST: --
 BLK: --
 STL: --
 TO: 1 vs. Virginia Tech (12/22/15)
 MIN: 8 vs. Niagara (11/15/15)

#25 JAMES DEMERY

PTS: 17 vs. Florida (11/21/15)
 REB: 7 vs. Virginia Tech (12/22/15)
 FGM: 7 vs. Florida (11/21/15)
 FGA: 13 vs. Florida (11/21/15)
 3FGM: 2 at Richmond (1/2/16)
 3FGA: 3 vs. Buffalo (11/18/15)
 FTM: 3 (2x) last vs. Villanova (12/1/15)
 FTA: 5 (3x) last vs. Florida (11/21/15)
 AST: 2 vs. Florida (11/21/15)
 BLK: --
 STL: 1 (2x) last at Columbia (12/4/15)
 TO: 2 vs. Florida (11/21/15)
 MIN: 30 vs. Florida (11/21/15)

#0 LAMARR KIMBLE

PTS: 11 at Temple (12/13/15)
 REB: 3 vs. Princeton (12/8/15)
 FGM: 4 at Temple (12/13/15)
 FGA: 10 at Temple (12/13/15)
 3FGM: 3 at Temple (12/13/15)
 3FGA: 4 at Temple (12/13/15)
 FTM: 4 vs. Florida (11/21/15)
 FTA: 6 vs. Florida (11/21/15)
 AST: 4 (2x) vs. Md. Eastern Shore (12/29/15)
 BLK: --
 STL: 2 (2x) last at Temple (12/13/15)
 TO: 3 (2x) last at Temple (12/13/15)
 MIN: 23 vs. Florida (11/21/15)

#23 MARKELL LODGE

PTS: 4 vs. Niagara (11/15/15)
 REB: 6 vs. Niagara (11/15/15)
 FGM: 2 vs. Niagara (11/15/15)
 FGA: 3 vs. Niagara (11/15/15)
 3FGM: --
 3FGA: --
 FTM: 2 vs. Old Dominion (11/22/15)
 FTA: 2 (2x) last vs. Villanova (12/1/15)
 AST: --
 BLK: 1 vs. Florida (11/21/15)
 STL: --
 TO: 1 (2x) last vs. Buffalo (11/18/15)
 MIN: 11 vs. Niagara (11/15/15)

#15 ISAIAH MILES

PTS: 36 vs. Virginia Tech (12/22/15)
 REB: 16 at Richmond (1/2/16)
 AST: 1 (4x) last vs. VCU (1/5/16)
 FGM: 11 (2x) last vs. VCU (1/5/16)
 FGA: 18 vs. Virginia Tech (12/22/15)
 3FGM: 4 vs. VCU (1/5/16)
 3FGA: 6 vs. VCU (1/5/16)
 FTM: 11 vs. Virginia Tech (12/22/15)
 FTA: 12 vs. Virginia Tech (12/22/15)
 BLK: 4 (2x) last vs. Virginia Tech (12/22/15)
 STL: 2 vs. Niagara (11/15/15)
 TO: 4 at Temple (12/13/15)
 MIN: 42 at Temple (12/13/15)

#12 PAPA NDAO

PTS: 11 at Richmond (1/2/16)
 REB: 8 at Richmond (1/2/16)
 FGM: 4 at Richmond (1/2/16)
 FGA: 9 at Richmond (1/2/16)
 3FGM: 3 (2x) last at Richmond (1/2/16)
 3FGA: 6 (2x) last at Richmond (1/2/16)
 FTM: 4 vs. Md. Eastern Shore (12/29/15)
 FTA: 6 vs. Md. Eastern Shore (12/29/15)
 AST: 1 at Temple (12/13/15)
 BLK: 1 (3x) last at Richmond (1/2/16)
 STL: 3 vs. Virginia Tech (12/22/15)
 TO: 2 (2x) last vs. VCU (1/5/16)
 MIN: 24 vs. Md. Eastern Shore (12/29/15)

#1 SHAVAR NEWKIRK

PTS: 13 (2x) last vs. Illinois State (12/19/15)
 REB: 4 (3x) last vs. Rhode Island (1/10/16)
 FGM: 4 (3x) last vs. Villanova (12/1/15)
 FGA: 9 (2x) last vs. Virginia Tech (12/22/15)
 3FGM: 3 vs. Illinois State (12/19/15)
 3FGA: 5 (2x) last vs. Virginia Tech (12/22/15)
 FTM: 5 (3x) last vs. Rhode Island (1/10/16)
 FTA: 8 vs. Rhode Island (1/10/16)
 AST: 9 vs. Villanova (12/1/15)
 BLK: 1 (3x) last at Temple (12/13/15)
 STL: 2 vs. Md. Eastern Shore (12/29/15)
 TO: 4 vs. Md. Eastern Shore (12/29/15)
 MIN: 31 vs. Villanova (12/1/15)

#24 PIERFRANCESCO OLIVA

PTS: 12 vs. Niagara (11/15/15)
 REB: 8 vs. Niagara (11/15/15)
 FGM: 3 (4x) vs. Md. Eastern Shore (12/29/15)
 FGA: 10 vs. Niagara (11/15/15)
 3FGM: 2 (2x) last vs. Niagara (11/15/15)
 3FGA: 6 vs. Niagara (11/15/15)
 FTM: 4 (2x) last vs. Niagara (11/15/15)
 FTA: 6 vs. Niagara (11/15/15)
 AST: 5 (2x) last vs. Virginia Tech (12/22/15)
 BLK: 3 vs. Old Dominion (11/22/15)
 STL: 3 vs. VCU (1/5/16)
 TO: 3 vs. Drexel (11/13/15)
 MIN: 30 vs. Niagara (11/15/15)

#21 KYLE THOMPSON

PTS: --
 REB: 2 vs. Illinois State (12/19/15)
 FGM: --
 FGA: --
 3FGM: --
 3FGA: --
 FTM: --
 FTA: --
 AST: --
 BLK: --
 STL: --
 TO: --
 MIN: 1 (2x) last vs. Illinois State (12/19/15)

#32 JAI WILLIAMS

PTS: 2 vs. Drexel (11/13/15)
 REB: 1 (2x) last vs. Virginia Tech (12/22/15)
 AST: --
 FGM: 1 vs. Drexel (11/13/15)
 FGA: 1 vs. Drexel (11/13/15)
 3FGM: --
 3FGA: --
 FTM: --
 FTA: --
 BLK: --
 STL: --
 TO: --
 MIN: 7 vs. Drexel (11/13/15)

GAME RECAPS

Game 1: November 13, 2015 - Hagan Arena

SIU 82 - Drexel 81

DeAndre' Bembry scored 23 points and Aaron Brown added 15 points as Saint Joseph's defeated Drexel, 82-81, in the season opener for both teams before a sold-out crowd at Hagan Arena. Isaiah Miles had a double-double with 13 points and 10 rebounds while freshman **Pierfrancesco Oliva** scored 12 points in his collegiate debut. The Hawks held a 77-65 lead on a three-pointer by Oliva with 2:34 to play, but Drexel outscored SIU, 13-6, to pull within 82-78 with 18 seconds remaining. The Hawks missed four free throws in the final 18 seconds and Drexel's Rashann London hit a three-pointer at the buzzer to provide the final margin. Although Saint Joseph's led, 61-51 with under nine minutes to play in the second half, Drexel cut it to 62-56. Layups by Bembry, Oliva and four straight points from James Demery maintained the Hawks' cushion and built the lead to 70-51. The teams traded baskets with Bembry scoring another and Miles dunking in an offensive rebounds, to give SIU a 74-65 edge. After a Drexel miss, Oliva connected on the three-pointer to push the Hawks' lead to 77-65. Bembry shot 11-for-15 from the foul line and 8-for-12 from the field. Miles was 5-for-9 as the Hawks connected on 53.8 percent from the field in the second half. Oliva added four rebounds, four assists and three blocked shots in his debut. The teams combined to shoot 67 free throws in the game, with Saint Joseph's going 28-39 from the line.

Drexel 0-1

##	Player	fg	fga	3-pt	ft	fta	of	de	tot	pf	tp	a	to	blk	s	min
24	Williams, Rodney	f	2	2	0	0	1	4	0	3	3	3	5	1	0	1
32	Abif, Kazembe	f	4	6	0	0	0	0	2	5	7	5	8	0	2	0
02	Mojica, Sammy	g	1	2	0	0	0	0	1	0	1	5	2	0	1	0
12	Allen, Terrell	g	7	13	1	3	3	3	2	0	2	2	18	4	1	0
13	London, Rashann	g	3	11	1	6	4	4	0	4	4	2	11	3	3	0
01	Fields, Ahmad	g	3	8	0	1	3	4	2	3	5	5	9	0	0	0
05	Williams, Austin	g	1	4	0	0	2	4	3	2	5	1	4	1	0	0
11	Allen, Tavon	g	6	15	3	6	5	5	0	0	0	3	20	2	1	0
15	Bah, Mohamed	g	2	3	0	0	0	4	0	5	5	1	4	0	1	0
55	Myles, Tyshawn	g	0	0	0	0	0	0	0	0	1	0	0	1	0	0
TEAM							5	5	1				1			
Totals.....		29	64	5	16	18	28	15	22	37	29	81	11	10	3	4

TOTAL FG% 1st Half: 9-22 40.9%
3-Pt. FG% 1st Half: 0-3 0.0%
F Throw % 1st Half: 16-21 76.2%

2nd Half: 20-42 47.6%
2nd Half: 5-13 38.5%
2nd Half: 2-7 28.6%

Game: 45.3%
Game: 31.3%
Game: 64.3%

DEADBALL
REBOUNDS
5

Saint Joseph's 1-0

##	Player	fg	fga	3-pt	ft	fta	of	de	tot	pf	tp	a	to	blk	s	min
15	MILES, Isaiah	f	5	9	1	4	2	2	4	6	10	1	13	1	3	1
24	OLIVA, P	f	3	6	2	4	4	4	2	2	4	4	12	4	3	0
43	BEMBRY, DeAndre'	f	6	12	0	2	11	15	1	2	3	2	23	2	3	1
01	NEWKIRK, Shavar	g	1	6	0	1	3	4	0	3	3	3	6	4	1	0
02	BROWN, Aaron	g	5	10	0	3	5	5	4	1	5	2	15	0	1	0
00	KIMBLE, Lamarr	g	1	2	1	2	0	0	0	1	1	1	3	1	2	0
11	CLOVER, Chris	g	0	2	0	1	0	0	0	0	1	0	0	0	0	0
20	CASPER, Brendan	g	0	0	0	0	0	0	0	0	0	0	0	0	0	0
23	LODGE, Markell	g	0	0	0	0	0	0	0	0	2	0	0	0	0	0
25	DEMERY, James	g	3	5	0	1	1	5	1	4	5	0	7	0	0	0
32	WILLIAMS, Jai	g	1	1	0	0	0	0	0	1	2	2	0	0	0	0
34	BAUMANN, Javon	g	0	0	0	0	1	2	0	0	0	5	1	0	0	0
TEAM							4	4					2			
Totals.....		25	53	4	18	28	39	12	24	36	23	82	12	16	6	5

TOTAL FG% 1st Half: 11-27 40.7%
3-Pt. FG% 1st Half: 3-13 23.1%
F Throw % 1st Half: 19-22 86.4%

2nd Half: 14-26 53.8%
2nd Half: 1-5 20.0%
2nd Half: 9-17 52.9%

Game: 47.2%
Game: 22.2%
Game: 71.8%

DEADBALL
REBOUNDS
6

Officials: Dennis Allocco, Gary Pucino, John Gwynn
Technical fouls: Drexel-TEAM. Saint Joseph's-None.
Attendance: 4,200

Score by Periods
Drexel 34 47 81
Saint Joseph's 44 38 82

Game 2: November 15, 2015 - Hagan Arena

Hall of Fame Tip-Off

SIU 73 - Niagara 62

Saint Joseph's scored the first 14 points of the second half en route to a 73-62 win over Niagara in the first game of the Hall of Fame Tip-Off at Hagan Arena. **Isaiah Miles** and **Aaron Brown** scored 14 points apiece while **DeAndre' Bembry** and freshman **Pierfrancesco Oliva** each scored 12. Bembry, who was scoreless in the first half, netted eight straight points in the first 75 seconds of the second half to give the Hawks a 42-31 lead. Miles had five points in that 14-0 run which gave SIU a 48-31 lead with 14:15 to play. Oliva added a team-high eight rebounds along with five assists, while Bembry handed out seven assists for Saint Joseph's, which shot 51.6 percent from the field in the second half. Miles shot 5-for-7 in the game and had a team-high four blocks. The teams traded leads in the first half as Niagara connected on six three-pointers in the half. The visitors' biggest lead was 17-13 with over eight minutes to play, but Saint Joseph's went on a 9-0 run, with seven points from Brown, to take a 21-17 lead with 6:09 to play in the half, and eventually a 34-28 halftime lead. Saint Joseph's led by as many as 24 points in the contest.

Niagara 0-2

##	Player	fg	fga	3-pt	ft	fta	of	de	tot	pf	tp	a	to	blk	s	min
11	PROCHET, Marvin	f	4	8	1	2	0	2	1	5	6	2	9	1	2	0
21	SATCHEL, Justin	f	5	9	3	6	0	0	1	5	6	0	13	0	1	0
02	BLACKMAN, Emile	g	1	12	1	4	2	2	0	4	4	1	5	2	0	0
12	DAVIS, Karonn	g	2	6	0	4	1	2	0	3	3	3	5	2	3	0
13	SCOTT, Matt	g	3	12	2	5	6	7	2	6	8	4	14	3	3	2
00	BARTON, Chris	g	3	11	2	6	0	0	0	0	0	3	8	2	1	0
01	FOWLER, Cameron	g	0	2	0	1	0	0	0	1	4	0	1	1	0	0
04	COLLIER, Romero	g	0	1	0	1	0	0	0	0	0	0	0	1	0	0
20	TAYLOR, Maurice	g	1	1	0	0	0	2	3	2	5	1	2	0	1	0
30	TEW, Ali	g	0	1	0	0	2	2	0	3	3	2	2	0	2	1
32	ROBB, Dominic	g	1	3	0	0	2	2	3	0	3	3	4	0	1	0
TEAM							4	2	6							
Totals.....		20	66	9	29	13	19	15	30	45	23	62	11	16	3	6

TOTAL FG% 1st Half: 8-31 25.8%
3-Pt. FG% 1st Half: 6-17 35.3%
F Throw % 1st Half: 6-10 60.0%

2nd Half: 12-35 34.3%
2nd Half: 3-12 25.0%
2nd Half: 7-9 77.8%

Game: 30.3%
Game: 31.0%
Game: 68.4%

DEADBALL
REBOUNDS
3

Saint Joseph's 2-0

##	Player	fg	fga	3-pt	ft	fta	of	de	tot	pf	tp	a	to	blk	s	min
15	MILES, Isaiah	f	5	7	2	3	2	2	0	4	4	1	14	1	4	2
24	OLIVA, P	f	3	10	2	6	4	6	3	5	8	2	12	5	1	2
43	BEMBRY, DeAndre'	f	6	11	0	1	0	1	1	5	6	3	12	7	3	1
01	NEWKIRK, Shavar	g	1	3	0	0	4	4	0	4	4	0	6	2	1	0
02	BROWN, Aaron	g	5	11	1	3	3	3	0	4	4	2	14	0	2	0
00	KIMBLE, Lamarr	g	0	4	0	2	2	4	0	2	2	2	2	3	0	1
11	CLOVER, Chris	g	1	5	1	2	0	0	0	0	0	2	3	0	0	0
20	CASPER, Brendan	g	0	0	0	0	0	0	0	0	0	0	0	0	0	0
23	LODGE, Markell	g	2	3	0	0	0	0	2	4	6	5	4	0	1	0
25	DEMERY, James	g	3	5	0	1	0	1	0	3	3	6	0	0	0	0
34	BAUMANN, Javon	g	0	0	0	0	0	0	0	0	0	0	0	0	0	0
TEAM							1	2	3							
Totals.....		26	59	6	18	15	21	7	33	40	20	73	18	12	7	5

TOTAL FG% 1st Half: 10-28 35.7%
3-Pt. FG% 1st Half: 4-12 33.3%
F Throw % 1st Half: 10-12 83.3%

2nd Half: 16-31 51.6%
2nd Half: 2-6 33.3%
2nd Half: 5-9 55.6%

Game: 44.1%
Game: 33.3%
Game: 71.4%

DEADBALL
REBOUNDS
3

Officials: Bill McCarthy, Brian Dorsey, Wally Rutecki
Technical fouls: Niagara-None. Saint Joseph's-None.
Attendance: 3486

Score by Periods
Niagara 28 34 62
Saint Joseph's 34 39 73

Game 3: November 18, 2015 - Hagan Arena

Hall of Fame Tip-Off

SIU 89 - Buffalo 67

Isaiah Miles tied his career-highs with 24 points and 14 rebounds and **DeAndre' Bembry** scored the 1,000th point of his career as Saint Joseph's defeated Buffalo, 89-67, in the Hall of Fame Tip-Off at Hagan Arena. Miles shot 7-for-11 from the field, and went 8-for-8 from the foul line, while keying a 21-0 run for the Hawks early in the first half. Sophomores **Shavar Newkirk** set a new career-high with 12 points as did **James Demery** with 13 points. Bembry scored his 1,000th point on a drive at 10:13 of the first half. The junior, who entered the game with 998 career points in 68 games, became the 52nd Hawk to reach the milestone and the 22nd to do so in his third season. Buffalo took a quick 5-2 lead at 17:18 but then the Hawks rattled off 21 consecutive points in a span of just over five minutes. **Pierfrancesco Oliva** started the run with a three-pointer and Miles chipped in with seven points and Demery added five as the Hawks took their biggest lead, 21-5, at 11:17. The Bulls ended their scoreless string at 11:06 on a three-pointer. The Hawks took their biggest lead of the half, 45-25, on a three-pointer by Miles with 1:35 remaining, as SIU owned a 46-28 edge at halftime. Buffalo chipped away at the Hawks lead and cut it to 56-44 at 14:02. Saint Joseph's then scored eight in a row, with four from Demery, to regain the 20-point margin. The Hawks shot 47 percent in the game and committed just six turnovers.

Buffalo 1-2

##	Player	fg	fga	3-pt	ft	fta	of	de	tot	pf	tp	a	to	blk	s	min
04	KADIRI, David	f	1	2	0	0	0	0	1	3	4	4	6	0	1	0
34	SMART, Ikenna	f	3	5	0	0	0	0	1	3	4	4	6	0	1	0
02	CONNER, Willie	g	3	9	1	3	3	3	0	1	1	3	10	1	0	0
03	MASINBURG, CJ	g	0	4	0	2	0	0	2	3	5	1	0	3	0	0
10	SKEETE, Jarryn	g	2	8	1	5	1	2	0	3	3	3	6	4	1	0
00	HAMILTON, Blake	g	5	11	2	4	2	3	2	5	7	4	14	0	1	0
01	BEARDEN, Lamonte	g	2	12	1	4	8	8	0	3	3	0	13	0	2	1
05	DIANE, Mory	g	0	2	0	0	0	0	0	0	0	0	0	0	0	0
20	WIGGINGTON, Rodell	g	3	9	0	2	2	5	2	3	5	2	8	0	2	1
21	RAKICEVIC, Nikola	g	1	2	1	1	0	0	0	1	1	0	3	0	0	0
33	PERKINS, Nick	g	2	7	1	2	0	0	1	5	6	0	5	1	0	0
TEAM							5	2	7							
Totals.....		22	71	7	23	16	21	15	29	44	21	67	10	8	1	3

TOTAL FG% 1st Half: 9-37 24.3%
3-Pt. FG% 1st Half: 5-13 38.5%
F Throw % 1st Half: 5-9 55.6%

2nd Half: 13-34 38.2%
2nd Half: 2-10 20.0%
2nd Half: 11-12 91.7%

Game: 31.0%
Game: 30.4%
Game: 76.2%

DEADBALL
REBOUNDS
2

Saint Joseph's 3-0

##	Player	fg	fga	3-pt	ft	fta	of	de	tot	pf	tp	a	to	blk	s	min
15	MILES, Isaiah	f	7	11	2	5	8	8	4	10	14	3	24	0	1	1
24	OLIVA, P	f	3	6	1	4	0	0	0	5	5	3	7	0	1	0
43	BEMBRY, DeAndre'	f	4	11	0	2	2	4	0	5	5	1	10	5	1	1

GAME RECAPS

01	NEWKIRK, Shavar	g	4	7	1	2	3	3	0	2	2	0	12	2	2	1	0	23
02	BROWN, Aaron	g	3	12	0	4	3	3	0	3	3	0	9	2	0	0	0	26
00	KIMBLE, Lamarr		3	4	1	2	2	2	0	2	2	3	9	4	1	0	2	15
03	BOOTH, Mike		0	0	0	0	0	0	0	0	0	0	0	0	0	0	0	1
11	CLOVER, Chris		0	2	0	2	0	0	0	1	1	2	0	0	0	0	0	7
20	CASPER, Brendan		1	1	0	0	0	0	0	1	1	0	2	0	0	0	0	2
21	THOMPSON, Kyle		0	0	0	0	0	0	0	0	0	0	0	0	0	0	0	1
23	LODGE, Markell		1	1	0	0	0	0	1	1	2	2	2	0	1	0	0	10
25	DEMERY, James		5	10	1	3	2	5	2	4	6	2	13	0	0	0	0	16
34	BAUMANN, Javon		0	1	0	0	1	2	0	2	2	0	1	0	0	1	0	6
TEAM																		
Totals.....			31	66	6	24	21	27	10	36	46	16	89	13	6	5	4	200

TOTAL FG% 1st Half: 15-32 46.9% 2nd Half: 16-34 47.1% Game: 47.0% DEADBALL
 3-Pt. FG% 1st Half: 4-14 28.6% 2nd Half: 2-10 20.0% Game: 25.0% REBOUNDS
 F Throw % 1st Half: 12-14 85.7% 2nd Half: 9-13 69.2% Game: 77.8% 3

Officials: Roger Ayers, Joe Lindsay, Earl Walton
 Technical fouls: Buffalo-None. Saint Joseph's-None.
 Attendance: 3,451

Score by Periods 1st 2nd Total
 Buffalo 28 39 67
 Saint Joseph's 46 43 89

Game 4: November 21, 2015 - Mohegan Sun Arena - Uncasville, Conn.
Hall of Fame Tip-Off Semifinal
Florida 74 - SJU 63

Florida used a late run to defeat Saint Joseph's, 74-63, in the semifinals of the Hall of Fame Tip-Off at Mohegan Sun Arena, giving the Hawks their first loss of the season. Tied at 62-62 with 3:50 to play, Florida ended the game with a 12-1 spurt, as the Hawks went without a field goal for the final 4:12. A Florida three-pointer at 1:19 put the game out of reach, giving the Gators a 70-62 lead. Ames Demery established a new career-high with 17 points, while Isaiah Miles scored 16. DeAndre' Bembry had 10 points and a team-high eight rebounds and five assists. The Hawks owned their biggest lead of the game, 14-5, in the early going but saw Florida took its first lead of the game, 25-24, with 6:12 to play. From there, the teams traded leads, but five straight from the Hawks gave them a 33-31 advantage. A three-pointer before the buzzer gave the Gators a 34-33 halftime lead. In a game that saw 13 lead changes, Florida led by as much as 46-40 in the second half, until the Hawks went on a 7-0 run to regain the lead, 47-46 on a layup by Markell Lodge. After going 0-for-6 from three-point range in the first half, SJU broke the string with one from freshman Lamarr Kimble and a pair from Miles to eventually take their biggest lead of the second half, 59-53. Saint Joseph's struggled from the foul line, hitting just 16-of-27, while committing 14 turnovers.

Saint Joseph's 3-1

##	Player	fg	fga	3-pt	fg	fga	ft	fta	of	de	tot	pf	tp	a	to	blk	s	min
01	NEWKIRK, Shavar	*	2	5	0	1	1	2	0	3	3	1	5	0	2	0	0	21
02	BROWN, Aaron	*	0	2	0	1	1	2	0	2	2	2	1	1	0	0	0	19
15	MILES, Isaiah	*	7	14	2	7	0	0	0	3	3	5	16	0	3	1	0	34
24	OLIVA, P	*	2	4	0	2	1	4	1	4	2	5	1	1	1	1	1	24
43	BEMBRY, DeAndre'	*	2	11	0	3	6	8	2	6	8	3	10	5	4	1	1	37
00	KIMBLE, Lamarr	*	2	6	1	3	4	6	0	1	1	3	9	0	2	0	1	23
11	CLOVER, Chris		0	0	0	0	0	0	0	0	0	1	0	0	0	0	0	1
23	LODGE, Markell		0	0	0	0	0	0	1	0	1	0	0	0	0	1	0	7
25	DEMERY, James		7	13	0	1	3	5	2	4	6	3	17	2	2	0	0	30
34	BAUMANN, Javon		0	0	0	0	0	0	0	0	0	0	1	0	0	0	0	4
TEAM																		
Totals.....			22	55	3	18	16	27	8	27	35	21	63	9	14	4	3	200

TOTAL FG% 1st Half: 12-27 44.4% 2nd Half: 10-28 35.7% Game: 40.0% DEADBALL
 3-Pt. FG% 1st Half: 0-6 0.0% 2nd Half: 3-12 25.0% Game: 16.7% REBOUNDS
 F Throw % 1st Half: 9-15 60.0% 2nd Half: 7-12 58.3% Game: 59.3% 8

Florida 3-0

##	Player	tot-fg		3-pt		rebounds													
		fg	fga	fg	fga	ft	fta	of	de	tot	pf	tp	a	to	blk	s	min		
00	Hill, Kasey	*	5	10	1	2	2	1	2	3	5	13	1	2	0	2	20		
01	Walker, DeVon	*	1	5	0	3	3	0	1	1	3	5	0	1	0	0	16		
04	Allen, KeVaughn	*	3	12	1	6	2	0	4	4	1	9	1	0	0	2	23		
10	Finney-Smith, D	*	4	10	3	8	2	2	3	3	6	3	13	1	5	0	26		
15	Egbunu, John	*	2	3	0	0	2	2	4	6	3	6	0	1	1	0	16		
02	Francis-Ramirez, B.		0	7	0	5	0	2	2	2	3	0	1	0	0	0	17		
03	Robinson, Devin		5	10	1	4	1	2	5	5	10	2	12	1	0	0	26		
11	Chiozza, Chris		2	5	1	2	2	3	1	1	2	1	7	4	2	0	22		
13	Hayes, Kavarrius		2	2	0	0	0	1	4	0	4	1	4	1	1	0	2	15	
24	Leon, Justin		2	3	1	2	0	0	1	1	2	1	5	0	0	0	0	10	
32	Rimmer, Schuyler		0	1	0	0	0	0	0	1	1	3	0	1	0	0	0	9	
TEAM										4	5								
Totals.....			26	68	8	32	14	20	18	28	46	26	74	11	12	1	6	200	

TOTAL FG% 1st Half: 13-37 35.1% 2nd Half: 13-31 41.9% Game: 38.2% DEADBALL
 3-Pt. FG% 1st Half: 4-17 23.5% 2nd Half: 4-15 26.7% Game: 25.0% REBOUNDS
 F Throw % 1st Half: 4-6 66.7% 2nd Half: 10-14 71.4% Game: 70.0% 3

Officials: DJ Carstensen, Ron Tyburski, Brian Dorsey
 Technical fouls: Saint Joseph's-None. Florida-None.
 Attendance: 4,507

Score by Periods 1st 2nd Total
 Saint Joseph's 33 30 63
 Florida 34 40 74

Game 5: November 22, 2015 - Mohegan Sun Arena - Uncasville, Conn.
Hall of Fame Tip-Off - Consolation
SJU 66 - Old Dominion 64

Shavar Newkirk hit a short jumper with one second remaining to lift Saint Joseph's to a 66-64 win over Old Dominion in the consolation game of the 2015 Hall of Fame Tip-Off at Mohegan Sun Arena. Isaiah Miles scored a game-high 18 points for the Hawks and earned All-Tournament honors. DeAndre' Bembry had his first double-double of the year with 15 points and 10 rebounds. He also had 10 rebounds, three assists and four blocks while Newkirk scored 10 in the win. With the game tied at 64-64, the Hawks had the ball at 8.9 seconds. Bembry inbounded it and Newkirk eventually pulled up for the winning jumper. SJU took its first lead of the half, 54-53, on a pair of free throws by Pierfrancesco Oliva at 4:51 and increased it to 56-53 with a steal and layup by James Demery. There would be three ties in the final 4:51, and Old Dominion regained the lead once, 59-58, with 2:32 to play. But Newkirk answered with a putback on a breakway to give SJU a 60-59 lead with 1:45 to play. The Monarchs tied it at 60-60, but SJU connected on 4-of-6 free throws, led by a pair from Aaron Brown, after he grabbed a defensive rebound on ODU's possession at :35. Two ODU free throws at :14 tied the score for the last time, 64-64, setting the stage for Newkirk's shot. ODU led by as many as six points in the second half, but Bembry scored eight of the Hawks' 10 points in a stretch that kept them within 51-48 with under eight minutes to play. The Hawks went scoreless for over three minutes in the first half, allowing ODU to take a 21-15 lead until Bembry's free throws at 7:00. Bembry and Miles combined for nine points in a stretch that brought the Hawks back within 26-24 but ODU held a 31-30 halftime lead.

Old Dominion 3-2

##	Player	fg	fga	3-pt	fg	fga	ft	fta	of	de	tot	pf	tp	a	to	blk	s	min
00	BAKER, Jordan	*	0	3	0	3	0	1	0	0	0	1	0	2	0	0	0	30
01	BACOTE, Aaron	*	1	7	0	1	7	7	0	0	0	3	9	0	2	0	0	20
20	FREEMAN, Trey	*	7	19	0	1	1	1	1	7	8	2	15	2	1	0	1	32
21	TAYLOR, Denzell	*	2	5	0	0	1	2	4	1	5	4	5	0	0	1	0	20
23	VASSOR, Stephen	*	1	1	0	0	0	0	2	0	2	0	2	0	0	0	0	9
04	CAVER, Ahmad	2	6	2	5	0	0	0	2	2	4	6	2	1	0	0	0	16
22	MOSLEY, Ambrose	3	6	1	4	0	0	0	0	4	4	3	7	1	1	0	0	23
24	TALLEY, Zoran	5	8	1	3	1	2	0	0	3	3	4	12	1	0	0	0	19
30	BIBERAJ, Nik	2	5	0	2	4	5	4	6	10	5	8	2	2	4	0	0	31
TEAM																		
Totals.....			23	60	4	19	14	18	14	24	38	26	64	10	7	5	1	201

TOTAL FG% 1st Half: 12-31 38.7% 2nd Half: 11-29 37.9% Game: 38.3% DEADBALL
 3-Pt. FG% 1st Half: 3-11 27.3% 2nd Half: 1-8 12.5% Game: 21.1% REBOUNDS
 F Throw % 1st Half: 4-4 100% 2nd Half: 10-14 71.4% Game: 77.8% 2

Saint Joseph's 4-1

##	Player	fg	fga	3-pt	fg	fga	ft	fta	of	de	tot	pf	tp	a	to	blk	s	min
01	NEWKIRK, Shavar	*	4	8	0	1	2	4	1	0	1	3	10	2	0	0	0	23
02	BROWN, Aaron	*	2	4	1	1	3	4	1	4	5	1	8	0	2	0	0	26
15	MILES, Isaiah	*	8	15	1	3	1	3	2	4	6	4	18	0	1	3	1	36
24	OLIVA, P	*	1	4	0	2	3	4	0	4	4	1	5	3	0	3	0	27
25	DEMERY, James	*	3	7	0	2	0	0	0	1	1	2	6	0	1	0	1	25
00	KIMBLE, Lamarr	1	4	0	3	0	0	0	1	1	2	3	2	1	0	0	0	16
03	BOOTH, Mike	0	0	0	0	0	0	0	0	0	0	0	0	0	0	0	0	0+
11	CLOVER, Chris	0	0	0	0	0	0	0	0	1	1	0	0	0	0	0	0	5
23	LODGE, Markell	0	0	0	0	0	2	0	0	1	1	0	2	0	0	0	0	8
34	BAUMANN, Javon	0	0	0	0	0	0	0	0	0	0	0	0	0	0	0	0	0+
43	BEMBRY, DeAndre'	3	8	1	3	8	10	2	2	8	10	2	15	3	4	4	1	34
TEAM																		
Totals.....			22	50	3	15	19	27	10	25	35	16	66	9	9	10	3	201

TOTAL FG% 1st Half: 10-22 45.5% 2nd Half: 12-28 42.9% Game: 44.0% DEADBALL
 3-Pt. FG% 1st Half: 2-7 28.6% 2nd Half: 1-8 12.5% Game: 20.0% REBOUNDS
 F Throw % 1st Half: 8-10 80.0% 2nd Half: 11-17 64.7% Game: 70.4% 2

Officials: Ron Tyburski, Steve Honacki, Bobby Daw
 Technical fouls: Old Dominion-None. Saint Joseph's-None.
 Attendance: 3,813

Score by Periods 1st 2nd Total
 Old Dominion 31 33 64
 Saint Joseph's 30 36 66

Game 6: December 1, 2015 - Hagan Arena
#8/7 Villanova 86 - SJU 72

Saint Joseph's placed five players in double figures but fell to eighth-ranked Villanova, 86-72, in the annual rivalry game before a sold-out crowd at Hagan Arena. DeAndre' Bembry scored a team-high 17 points and Isaiah Miles added 14 on 6-for-12 shooting. Sophomore point guard Shavar Newkirk had a career-high 13 points and career-high nine assists, with no turnovers, while James Demery also scored 13 points. Aaron Brown added 11 points for SJU. The Hawks trailed by as many as 15 points, 49-34, early in the second half, but Miles started a 15-5 SJU run with a jumper at 17:25. Bembry then energized the Hawk crowd with a steal and dunk to close the gap to 52-41. Miles finished the spurt with five more points and his three-pointer at 14:08 pulled SJU within 54-49. The teams traded baskets for the next three minutes but SJU freshman Lamarr Kimble grabbed a steal and fed Demery on the break for a layup that put the Hawks within 61-55 at 10:19. Villanova regained the 10-point lead with a pair of free throws and a jumper. With VU leading 68-57, SJU cut it to 68-59 on a dunk by Miles at 8:23, but that was the closest the Hawks would come the rest of the way. The Wildcats went up 34-20 in the first half, but Saint Joseph's ended the half on a 7-2 run as Bembry connected on a three-pointer at 1:23 to bring the Hawks within 42-32 at halftime. The teams combined for only 15 turnovers in the game while SJU dished out 18 assists and Villanova had 19.

GAME RECAPS

Villanova 7-0 (1-0 Big 5)

#	Player	tot-fg		3-pt		rebounds		pf	tp	a	to	blk	s	min
		fg	fga	fg	fga	of	de							
02	JENKINS, Kris	f	6	14	2	9	4	4	1	5	6	2	18	3
23	OCHEFU, Daniel	f	4	5	0	4	1	2	0	4	4	3	9	1
01	BRUNSON, Jalen	g	2	7	1	4	3	4	2	2	4	0	8	5
03	HART, Josh	g	7	13	2	6	2	2	3	6	9	4	18	4
15	ARCIDIACONO, R	g	6	9	3	4	2	2	0	3	3	0	17	3
05	BOOTH, Phil	g	2	6	1	4	0	0	0	1	1	3	5	2
10	DIVINCENZO, Donte	g	0	0	0	0	0	0	0	0	0	0	0	0
25	BRIDGES, Mikal	g	4	7	2	4	1	1	1	1	2	1	11	1
45	REYNOLDS, Darryl	g	0	1	0	0	0	0	0	2	2	0	0	0
TEAM						4	1	5						
Totals.....		31	62	11	31	13	15	11	25	36	13	86	19	8

TOTAL FG% 1st Half: 16-33 48.5% 2nd Half: 15-29 51.7% Game: 50.0% DEADBALL
 3-Pt. FG% 1st Half: 8-19 42.1% 2nd Half: 3-12 25.0% Game: 35.5% REBOUNDS
 F Throw % 1st Half: 2-2 100% 2nd Half: 11-13 84.6% Game: 86.7% 2

Saint Joseph's 4-2 (0-1 Big 5)

#	Player	tot-fg		3-pt		rebounds		pf	tp	a	to	blk	s	min
		fg	fga	fg	fga	of	de							
15	MILES, Isaiah	f	6	12	2	4	0	0	5	0	5	4	14	1
24	OLIVA, P	f	1	5	0	2	0	2	2	5	7	3	2	2
43	BEMBRY, DeAndre	f	8	18	1	5	0	2	1	5	6	3	17	2
01	NEWKIRK, Shavar	g	4	9	1	2	4	4	0	3	3	1	13	9
02	BROWN, Aaron	g	4	6	2	3	1	2	0	1	1	1	11	1
00	KIMBLE, Lamarr	g	0	3	0	1	0	0	0	1	2	0	2	2
11	CLOVER, Chris	g	0	0	0	0	0	0	0	0	0	0	0	0
23	LODGE, Markell	g	0	0	0	0	2	1	0	1	0	0	0	0
25	DEMERY, James	g	5	10	0	1	3	4	2	3	5	1	13	1
34	BAUMANN, Javon	g	1	1	0	0	0	0	0	0	0	0	2	0
TEAM						1	3	4						
Totals.....		29	64	6	18	8	14	12	21	33	15	72	18	7

TOTAL FG% 1st Half: 12-27 44.4% 2nd Half: 17-37 45.9% Game: 45.3% DEADBALL
 3-Pt. FG% 1st Half: 4-11 36.4% 2nd Half: 2-7 28.6% Game: 33.3% REBOUNDS
 F Throw % 1st Half: 4-6 66.7% 2nd Half: 4-8 50.0% Game: 57.1% 3

Officials: Ed Corbett, Earl Walton, Brian O'Connell
 Technical fouls: Villanova-None. Saint Joseph's-None.
 Attendance: 4,200

Score by Periods	1st	2nd	Total
Villanova	42	44	86
Saint Joseph's	32	40	72

Game 7: December 4, 2015 - Levien Gym - New York, N.Y.

SJU 80 - Columbia 78

Aaron Brown scored a career-high 26 points as Saint Joseph's weathered a furious late charge to come away with an 80-78 win at Columbia. **DeAndre' Bembry** tallied 12 points, all in the second half, to go with nine rebounds, eight assists, and three blocks. **Isaiah Miles** added 15 points as the Hawks shot a blistering 59.4 percent from the field in the second half to overcome a 30-28 halftime deficit. With Saint Joseph's leading 76-73 in the final minute, Bembry misfired on a three-pointer, but **James Demery** came down with the rebound. He was fouled, and after deadball contact between he and a Columbia player, a double technical foul was called. Miles made two free throws while Columbia hit one to give the Hawks a 78-74 lead with 42.6 seconds to play. A turnover from each side led to a layup that got Columbia within 78-76 at :25. **Lamarr Kimble** then sunk a pair of free throws, but a layup with :08 left put the Lions back within a possession. A Hawk turnover, one of just eight in the game, gave Columbia one more chance at :05 but the Lions' Maodo Lo missed the potential game-tying layup. The fast-paced first half saw numerous lead changes which included a stretch of 12 consecutive points by Miles but Columbia scored the last five points of the half. CU took its largest lead of the game early in the second half, 34-28. An 8-2 spurt, capped off by a three-pointer by **Papa Ndao**, brought the Hawks even at 36-36. Ndao, making his first appearance since March of 2014, hit three second-half three-pointers to finish with nine points. After SJU held a 48-44 edge, seven consecutive points by the Lions gave Columbia a 51-48 lead with 11 minutes to go. The Hawks responded with an 11-0 run, taking their largest lead of the game at 59-51 with 8:04 left. Columbia clawed back within 63-59 at 6:37, but a Bembry three at 3:14 restored the eight-point margin at 72-64. The teams traded baskets until the final 1:30 when a 7-2 Columbia run made it a 76-73 game with 74 seconds left, setting up the frenetic finish.

Saint Joseph's 5-2

#	Player	tot-fg		3-pt		rebounds		pf	tp	a	to	blk	s	min
		fg	fga	fg	fga	of	de							
02	BROWN, Aaron	f	11	16	3	4	1	1	3	2	5	1	26	0
15	MILES, Isaiah	f	5	11	1	5	4	5	3	4	7	2	15	3
24	OLIVA, P	f	0	2	0	1	0	0	2	2	4	2	0	2
01	NEWKIRK, Shavar	g	1	5	0	0	2	2	0	1	1	2	4	5
43	BEMBRY, DeAndre	g	4	14	2	8	2	2	1	8	9	1	12	8
00	KIMBLE, Lamarr	g	2	4	0	2	2	2	0	1	1	0	6	2
11	CLOVER, Chris	g	0	1	0	1	0	0	0	0	0	0	0	0
12	NDAO, Papa	g	3	4	3	4	0	0	0	0	4	9	0	0
23	LODGE, Markell	g	0	0	0	0	0	0	0	0	0	0	0	0
25	DEMERY, James	g	4	8	0	2	0	0	2	3	5	1	8	1
TEAM						1	3	4						
Totals.....		30	65	9	27	11	12	12	24	36	13	80	21	8

TOTAL FG% 1st Half: 11-33 33.3% 2nd Half: 19-32 59.4% Game: 46.2% DEADBALL
 3-Pt. FG% 1st Half: 3-12 25.0% 2nd Half: 6-15 40.0% Game: 33.3% REBOUNDS
 F Throw % 1st Half: 3-3 100% 2nd Half: 8-9 88.9% Game: 91.7% 0

Columbia 4-5

#	Player	tot-fg		3-pt		rebounds		pf	tp	a	to	blk	s	min
		fg	fga	fg	fga	of	de							
13	Rosenberg, Alex	f	7	11	2	5	5	6	2	4	6	2	21	0
33	Petrasek, Luke	f	2	2	0	0	1	1	0	2	2	2	5	2
00	Castlin, Kyle	g	2	4	1	1	0	0	1	3	4	2	5	0
03	Mullins, Grant	g	4	9	1	4	1	2	0	1	1	2	10	4
12	Lo, Maodo	g	9	19	3	7	0	0	1	1	2	1	21	6
01	Coby, Jeff	g	4	8	1	2	2	2	0	5	5	1	11	1
05	Davis, CJ	g	0	1	0	0	0	0	0	0	0	0	1	0
11	Meisner, Lukas	g	2	5	1	2	0	0	3	6	9	2	5	1
15	Hickman, Nate	g	0	4	0	1	0	0	0	1	1	0	0	0
TEAM						3	1	4						
Totals.....		30	63	9	22	9	11	10	24	34	12	78	15	10

TOTAL FG% 1st Half: 12-31 38.7% 2nd Half: 18-32 56.3% Game: 47.6% DEADBALL
 3-Pt. FG% 1st Half: 4-12 33.3% 2nd Half: 5-10 50.0% Game: 40.9% REBOUNDS
 F Throw % 1st Half: 2-2 100% 2nd Half: 7-9 77.8% Game: 81.8% 1

Officials: Dwayne Gladden, Dennis Allocco, Gary Pucino
 Technical fouls: Saint Joseph's-DEMERY, James. Columbia-Mullins, Grant.
 Attendance: 1,088

Score by Periods	1st	2nd	Total
Saint Joseph's	28	52	80
Columbia	30	48	78

Game 8: December 8, 2015 - Hagan Arena

SJU 72 - Princeton 60

DeAndre' Bembry scored 27 points and grabbed 10 rebounds to lead Saint Joseph's to a 62-50 win over Princeton. **Isaiah Miles** added 13 points and eight rebounds and **James Demery** scored 12 points. Bembry shot 11-for-17 from the field to notch his season-high in points, while grabbing four steals for the Hawks. Saint Joseph's led 46-37 with 5:10 to play, but Princeton hung around, cutting its deficit to 46-40 on a three-pointer with 4:59 to play. Bembry then scored the Hawks' next six points, culminating in an up and under that gave SJU an 11-point lead, 52-41, at 2:40. Princeton answered quickly with a layup, but Demery threw down a dunk and hit the ensuing free throw to give SJU its biggest lead of the game, 55-43. Princeton closed to within seven points two more times in the final two minutes, but Miles and Demery iced it, each hitting a pair of free throws in the final 33 seconds. Saint Joseph's led 28-25 at halftime but both teams struggled at the start of the second by shooting a combined 0-for-13. Bembry stopped that skid with a layup at 16:31 to give SJU a 30-25 lead. The teams went scoreless again for almost five minutes until Princeton scored to pull within 35-31 at 9:37. Bembry scored three of his 14 second-half points to build SJU's lead up to 39-31 at 8:44. In the first half, SJU led for all but two minutes and went into halftime holding a 28-25 lead.

Princeton 4-2

#	Player	tot-fg		3-pt		rebounds		pf	tp	a	to	blk	s	min
		fg	fga	fg	fga	of	de							
10	WEISZ, Spencer	f	2	12	0	8	0	0	3	9	12	1	4	4
21	CARUSO, Henry	f	2	7	1	2	2	4	3	5	8	4	7	0
25	COOK, Steven	f	6	13	2	7	1	2	3	4	7	2	15	1
31	MILLER, Pete	f	1	6	0	0	0	0	0	1	1	2	2	0
05	BELL, Amir	g	1	7	1	3	0	0	1	3	4	4	3	3
00	YOUNG, Aaron	g	0	1	0	1	0	0	0	0	0	0	0	0
03	CANNADY, Devin	g	2	6	2	4	0	0	0	2	2	4	6	1
12	STEPHENS, Myles	g	2	5	1	2	0	0	0	2	2	1	5	0
14	RAYNER, Khyan	g	1	2	1	1	0	0	0	1	1	0	3	0
20	FORBES, Jackson	g	1	4	0	3	0	0	0	2	2	0	2	0
35	BRENNAN, Alec	g	0	0	0	0	0	0	0	0	0	0	0	0
44	BRAMLAGE, Noah	g	1	3	1	2	0	0	0	0	0	0	3	0
TEAM														
Totals.....		19	66	9	33	3	6	10	29	39	18	50	9	12

TOTAL FG% 1st Half: 9-33 27.3% 2nd Half: 10-33 30.3% Game: 28.8% DEADBALL
 3-Pt. FG% 1st Half: 6-17 35.3% 2nd Half: 3-16 18.8% Game: 27.3% REBOUNDS
 F Throw % 1st Half: 1-2 50.0% 2nd Half: 2-4 50.0% Game: 50.0% 4

Saint Joseph's 6-2

#	Player	tot	fg	fga	3-pt	fg	fga	fta	of	de	tot	pf	tp	a	to	blk	s	min
15	MILES, Isaiah	f	5	12	1	2	2	2	3	5	8	3	13	0	2	2	0	34
24	OLIVA, Pierfrancesco	g	0	3	0	1	0	0	1	3	4	0	0	4	1	1	1	21
43	BEMBRY, DeAndre	f	11	17	1	5	4	6	0	10	10	2	27	3	2	0	4	40
01	NEWKIRK, Shavar	g	0	6	0	2	0	0	0	1	1	1	0	0	0	0	0	20
02	BROWN, Aaron	g	0	7	0	3	0	0	1	6	7	2	0	2	2	1	0	24
00	KIMBLE, Lamarr	g	1	4	0	1	3	4	1	2	3	1	5	2	1	0	0	20
11	CLOVER, Chris	g	0	0	0	0	0	0	0	0	0	0	0	0	0	0	0	3
12	NDAO, Papa	g	1	2	1	1	2	3	0	4	4	2	5	0	1	1	0	13
25	DEMERY, James	g	4	6	0	1	4	5	0	4	4	1	12	0	3	0	0	25
TEAM									1	1	2							
Totals.....			22	57	3	16	15	20	7	36	43	12	62	11	12	5	5	200

GAME RECAPS

Game 9: December 13, 2015 - Liacouras Center - Philadelphia, Pa.

SJU 66 - Temple 65 - OT

Freshman **Lamarr Kimble** hit a three-pointer with 2:13 to go in overtime to lift Saint Joseph's to a 66-65 win over Temple in a Big 5 game at the Liacouras Center. Kimble's three gave the Hawks a 66-64 lead and Temple hit one free throw at 1:04 and missed its final three-point-er as time expired. **DeAndre' Bembry** had 17 points and 13 rebounds and **Isaiah Miles** posted 12 points and a career-high 15 rebounds for the Hawks. **Aaron Brown** added 11 points and a career-high nine rebounds while Kimble scored a career-high 11 points for his first game in double figures. The win snapped a five-game losing streak at Temple for SJU and was the first win there since January of 2008. In a close contest that saw 10 lead changes and nine ties, the teams were tied 54-54 with 3:31 to go in regulation. The Hawks scored four straight, from Miles and Bembry, to go up 58-54, but a TU three-point play at 1:17 pulled the Owls within 58-57. Kimble connected on a three-pointer with 59 seconds to go to give SJU a 61-57 lead. Temple answered with a jumper at :50 and although Kimble turned it over on the next possession, Bembry came up with an immediate steal, but was fouled and missed a pair of free throws at :26 that could have iced the game. Temple's Quentin DeCosey dunked in the tying points with 12 seconds to go to send the game into the extra period. Leading 34-32 at half-time, Saint Joseph's opened the second half with an 11-4 run. Brown was the catalyst, scoring eight of the Hawks' points as SJU claimed a 45-36 lead, its largest of the game. Temple chipped away with its own 13-4 run to tie the game, 49-49, with 6:22 remaining. From there the teams would trade leads three more times until Saint Joseph's took the 56-54 lead on a pair of free throws by Miles at 2:22.

Saint Joseph's 7-2 (1-1 Big 5)

##	Player	tot-fg		3-pt		rebounds		pf	tp	a	to	blk	s	min
		fg	fga	fg	fga	of	de							
15	MILES, Isaiah	f	2	10	0	5	8	8	3	12	15	4	12	0
24	OLIVA, P	f	1	3	0	1	2	2	1	3	4	3	4	0
43	BEMBRY, DeAndre'	f	7	15	0	4	3	7	2	11	13	3	17	3
01	NEWKIRK, Shavar	g	2	5	1	1	0	1	0	1	0	5	0	1
02	BROWN, Aaron	g	5	13	0	1	1	2	1	8	9	0	11	2
00	KIMBLE, Lamarr	g	4	10	3	4	0	0	1	1	2	2	11	2
12	NDAO, Papa	g	2	7	2	6	0	0	2	2	4	5	6	1
25	DEMERY, James	g	0	5	0	1	0	0	0	2	2	1	0	1
TEAM						1	1	2						
Totals.....			23	68	6	23	14	20	11	41	52	18	66	9

TOTAL FG% 1st Half: 11-33 33.3% 2nd Half: 11-29 37.9% Game: 33.8% DEADBALL
3-Pt. FG% 1st Half: 2-10 20.0% 2nd Half: 3-11 27.3% Game: 26.1% REBOUNDS
F Throw % 1st Half: 10-14 71.4% 2nd Half: 2-4 50.0% Game: 70.0% 4

Temple 4-5 (1-1 Big 5)

##	Player	tot-fg		3-pt		rebounds		pf	tp	a	to	blk	s	min
		fg	fga	fg	fga	of	de							
00	ENECHIONYA, Obi	f	8	14	4	7	5	7	1	12	13	3	25	0
15	BOND, Jaylen	f	3	11	0	2	1	1	1	3	4	5	7	2
01	BROWN, Josh	g	5	10	1	2	2	2	2	10	12	2	13	3
25	DECOSEY, Quentong	g	4	15	0	2	5	6	1	6	7	1	13	1
34	COLEMAN, Devin	g	0	7	0	4	0	0	0	1	1	0	0	0
03	ALSTON, JR., Levan	S	1	7	0	4	0	0	0	1	2	3	2	3
04	DINGLE, Daniel	g	2	3	0	0	2	0	0	0	2	4	1	0
10	WILLIAMS, Mark	g	0	2	0	1	1	2	0	1	2	3	1	1
11	LOWE, Trey	g	0	0	0	0	0	0	0	0	0	0	0	0
TEAM						1	1							
Totals.....			23	69	5	22	14	20	7	37	44	16	65	10

TOTAL FG% 1st Half: 10-34 29.4% 2nd Half: 12-30 40.0% Game: 33.3% DEADBALL
3-Pt. FG% 1st Half: 4-12 33.3% 2nd Half: 1-7 14.3% Game: 22.7% REBOUNDS
F Throw % 1st Half: 8-10 80.0% 2nd Half: 4-6 66.7% Game: 70.0% 3

Officials: Brian O'Connell, Clarence Armstrong, Tim Nestor
Technical fouls: Saint Joseph's-None. Temple-None.
Attendance: 6,194

Score by Periods	1st	2nd	OT	Total
Saint Joseph's	34	27	5	66
Temple	32	29	4	65

Game 10: December 19, 2015 - Hagan Arena

SJU 79 - Illinois State 65

DeAndre' Bembry had 16 points, nine rebounds and seven assists and **Isaiah Miles** added 16 as Saint Joseph's used a balanced effort to defeat Illinois State, 79-65, at Hagan Arena in the first-ever meeting between the two schools. Bembry shot 6-for-9 from the field and made a season-high 4-of-6 three-pointers as the Hawks made a season-best 15 three-point field goals. **Shavar Newkirk** tied his career-high with 13 points, **James Demery** added 12 points on a perfect shooting game - going 4-for-4 from the field, making one three point attempt and hitting 3-of-3 from the foul line. **Aaron Brown** scored 11 for the Hawks. Saint Joseph's led by as much as 11 points in the first half, 18-7, but Illinois State went on a 15-3 run to take its only lead, 23-22. Demery hit a pair of free throws to return the lead back to the Hawks and start what would be a 24-4 run. Newkirk then hit a three-pointer, followed by two threes from Bembry and another by Newkirk at 2:53 to give SJU a 35-26 lead. After a layup by Brown, Bembry connected on his third three-pointer in a span of four minutes while Demery came up with a steal, layup and free throw with :02 left to give SJU a 45-26 lead at halftime. The Hawks kept it going after the break, starting the second half with an 11-4 run, led by two three-pointers from Miles and one from Newkirk to go up 56-30. Miles, Bembry and Brown followed with consecutive three-pointers to give SJU a 62-33 lead. SJU's biggest lead of the game was 74-42 on a pair of three throws by Miles at the 7:56 mark. Illinois State ended the game with a 23-5 run to provide the final margin.

Illinois State 5-7

##	Player	tot-fg		3-pt		rebounds		pf	tp	a	to	blk	s	min
		fg	fga	fg	fga	of	de							
02	BREWER, Quintin	f	2	3	0	0	0	0	1	0	1	1	4	0
11	MCINTOSH, MiKyle	f	6	14	3	9	1	2	0	7	7	4	16	3
23	HAWKINS, Deontae	f	5	11	0	3	0	0	0	0	0	1	10	1
01	LEE, Paris	g	4	8	2	5	1	2	0	1	1	2	11	4
44	AKOON-PURCELL	g	4	10	0	1	4	4	3	4	7	2	12	0
00	BANYARD, Nick	g	1	5	0	2	1	2	3	1	4	0	3	0
03	EVANS, Keyshawn	g	0	0	0	0	0	0	0	0	0	0	1	0
04	NDIAYE, Daouda	g	1	1	0	0	0	0	1	1	2	0	2	0
12	WILLS, Tony	g	1	4	1	2	0	0	0	2	2	3	3	1
15	MCCLOUD, Justin	g	0	1	0	1	0	0	0	0	0	1	0	0
35	GRIFFIN, Roland	g	2	7	0	3	0	0	2	3	5	0	4	0
TEAM						3	2							
Totals.....			26	64	6	26	7	10	13	21	34	15	65	10

TOTAL FG% 1st Half: 11-30 36.7% 2nd Half: 15-34 44.1% Game: 40.6% DEADBALL
3-Pt. FG% 1st Half: 2-12 16.7% 2nd Half: 4-14 28.6% Game: 23.1% REBOUNDS
F Throw % 1st Half: 2-4 50.0% 2nd Half: 5-6 83.3% Game: 70.0% 6

Saint Joseph's 8-2

##	Player	tot-fg		3-pt		rebounds		pf	tp	a	to	blk	s	min
		fg	fga	fg	fga	of	de							
15	MILES, Isaiah	f	4	11	3	5	5	0	3	3	2	16	0	1
24	OLIVA, P	f	1	5	0	2	0	0	2	2	2	2	2	0
43	BEMBRY, DeAndre'	f	6	9	4	6	0	0	9	2	2	16	7	3
01	NEWKIRK, Shavar	g	4	7	3	5	2	3	1	3	4	0	13	6
02	BROWN, Aaron	g	5	8	1	3	0	0	2	1	3	2	11	3
00	KIMBLE, Lamarr	g	0	3	0	1	0	0	0	0	0	1	0	1
03	BOOTH, Mike	g	0	1	0	1	0	0	0	0	0	0	0	0
11	CLOVER, Chris	g	1	3	1	3	0	0	0	0	0	3	0	0
12	NDAO, Papa	g	2	5	2	5	0	0	2	2	2	6	0	1
20	CASPER, Brendan	g	0	2	0	1	0	0	1	0	1	0	0	0
21	THOMPSON, Kyle	g	0	0	0	0	0	0	2	2	0	0	0	0
23	LOGGE, Markell	g	0	0	0	0	0	0	1	0	1	0	0	0
25	DEMERY, James	g	4	4	1	1	3	3	1	1	2	1	12	2
34	BAUMANN, Javon	g	0	0	0	0	0	0	0	0	0	0	0	0
TEAM						2	2							
Totals.....			27	58	15	33	10	11	8	25	33	12	79	21

TOTAL FG% 1st Half: 16-32 50.0% 2nd Half: 11-26 42.3% Game: 46.6% DEADBALL
3-Pt. FG% 1st Half: 8-16 50.0% 2nd Half: 7-17 41.2% Game: 45.5% REBOUNDS
F Throw % 1st Half: 5-5 100% 2nd Half: 5-6 83.3% Game: 90.9% 0

Officials: Kenneth Turner, Paul Huovinen, Evon Burroughs
Technical fouls: Illinois State-TEAM. Saint Joseph's-None.
Attendance: 3,516

Score by Periods	1st	2nd	Total
Illinois State	26	39	65
Saint Joseph's	45	34	79

Game 11: December 22, 2015 - Barclays Center - Brooklyn, N.Y.

ACC-Atlantic 10 Doubleheader

SJU 79 - Virginia Tech 62

Isaiah Miles shattered his previous career high, pouring in 36 points, while tying his career best with 15 rebounds to lead Saint Joseph's to a 79-62 victory over Virginia Tech in the ACC-Atlantic 10 Doubleheader at the Barclays Center. **DeAndre' Bembry** added 22 points and seven rebounds as the Hawks extended their winning streak to five games. **James Demery** added seven rebounds off the bench, while **Pierfrancesco Oliva** posted a team-high five assists with no turnovers. SJU led early on and after Virginia Tech closed to within 12-11 with 11:06 remaining in the first half, the Hawks went on a 15-2 run to open up a 27-13 lead with 4:46 to go. VT got back within nine with three minutes to go, but Saint Joseph's went back on top by double digits on a three-pointer by Bembry at the other end. The lead remained there until a three-point play by the Hokies at :03 sent the Hawks to the locker room with a 35-26 edge. Virginia Tech closed to within six early in the second but Miles scored the next five points of the game to extend the margin. Miles would score the Hawks' first nine points of the half - he would go on to tally 25 in the frame - before a pair of three-pointers from **Shavar Newkirk** extended the advantage to 50-38 with 14:39 to go. After threes from **Aaron Brown** and Miles extended the lead to 56-40, the Hokies scored seven in a row, to get back within nine with 12:20 remaining. However, Miles answered with six consecutive points to push the margin back to 62-47 with 10:21 to go. The Hawks would stretch the run to 11-2 to go up 67-49 and then a pair of free throws by Bembry and Miles' third three-pointer of the day gave the Hawks their largest lead of the day at 72-52 with six minutes to play.

Saint Joseph's 9-2

##	Player	tot-fg		3-pt		rebounds		pf	tp	a	to	blk	s	min
		fg	fga	fg	fga	of	de							
15	MILES, Isaiah	f	11	18	3	5	11	12	8	7	15	2	36	0
24	OLIVA, P	f	0	3	0	1	0	0	1	2	3	1	0	5
43	BEMBRY, DeAndre'	f	9	19	2	6	2	4	1	6	7	1	22	2
01	NEWKIRK, Shavar	g	3	9	2	5	0	0	0	1	1	0	8	2
02	BROWN, Aaron	g	1	1	1	1	0	0	0	0	3	3	2	1
00	KIMBLE, Lamarr	g	0	4	0	0	1	2	0	1	1	3	0	0
03	BOOTH, Mike	g	0	0	0	0	2	2	0	0	0	1	2	0
11	CLOVER, Chris	g	0	2	0	0	1	2	0	1	1	1	0	1
12	NDAO, Papa	g	0	2	0	2	0	0	0	1	1	2	0	3
20	CASPER, Brendan	g	0	0	0	0	0	0	0	0	0	0	0	0
21	THOMPSON, Kyle	g	0	0	0	0	0	0	0	1	1	0	0	0
25	DEMERY, James	g	2	6	0	1	1	1	1	6	7	2	5	0
32	WILLIAMS, Jai	g	0	0	0	0	0	0	0	1	1	0	0	0
34	BAUMANN, Javon	g	0	2	0	0	1	2	2	2	1	1	1	0
TEAM						6	2							
Totals.....			26	66	8	21	19	25	19	29	48	17	79	15

GAME RECAPS

TOTAL FG% 1st Half: 13-37 35.1%
3-Pt. FG% 1st Half: 2-11 18.2%
F Throw % 1st Half: 7-11 63.6%

2nd Half: 13-29 44.8%
2nd Half: 6-10 60.0%
2nd Half: 12-14 85.7%

Game: 39.4%
Game: 38.1%
Game: 76.0%

DEADBALL
REBOUNDS
3

Virginia Tech 8-4

		tot-fg		3-pt		rebounds												
##	Player	f	fg	fga	f	fga	ft	fta	of	de	tot	pf	tp	a	to	blk	s	min
15	Clarke, Chris	f	3	5	0	0	1	1	0	4	4	3	7	1	1	1	0	16
32	LeDay, Zach	f	4	9	0	0	2	3	4	7	11	4	10	1	4	4	2	35
04	Allen, Seth	g	7	16	3	7	1	2	0	4	4	2	18	1	5	0	2	32
10	Bibbs, Justin	g	4	9	0	2	0	0	0	0	0	4	8	1	0	0	0	35
11	Wilson, Devin	g	0	4	0	3	1	2	1	3	4	2	1	3	2	0	0	26
00	Henry, Shane	g	0	1	0	0	0	0	0	0	0	0	0	0	0	0	0	0+
05	Robinson, Justin		2	3	1	1	0	0	0	1	1	4	5	0	1	0	1	11
22	Hamilton, Johnny		0	2	0	0	0	0	0	0	0	0	0	1	0	2	0	9
23	Hudson, Jalen		3	9	0	4	1	1	1	2	3	1	7	0	1	1	1	22
24	Blackshear Jr., K.		2	4	0	0	2	2	1	2	3	4	6	0	1	0	0	14
TEAM									2	2								
Totals.....			25	62	4	17	8	11	9	23	32	24	62	8	15	8	6	200

TOTAL FG% 1st Half: 11-29 37.9%
3-Pt. FG% 1st Half: 1-7 14.3%
F Throw % 1st Half: 3-4 75.0%

2nd Half: 14-33 42.4%
2nd Half: 3-10 30.0%
2nd Half: 5-7 71.4%

Game: 40.3%
Game: 23.5%
Game: 72.7%

DEADBALL
REBOUNDS
3

Officials: Tim Nestor, Gary Prager, Louie Andrakakos
Technical fouls: Saint Joseph's-None. Virginia Tech-None.
Attendance:

Score by Periods	1st	2nd	Total
Saint Joseph's	35	44	79
Virginia Tech	26	36	62

Game 12: December 29, 2015 - Hagan Arena SIU 78 - Maryland Eastern Shore 68

Isaiah Miles scored 17 points and **DeAndre' Bembry** had 15 points and nine rebounds to lead Saint Joseph's to a 78-68 win over Maryland Eastern Shore for its sixth straight win. **James Demery** added 11 points off the bench while **Papa Ndao** had nine points. Saint Joseph's held onto the win despite 50 percent shooting by UMES in the second half. Leading 36-33 at half-time, the Hawks quickly took a 42-33 lead but UMES to cut its deficit to 44-40 with 15:20 to play. Although the four-point margin was the closest UMES would get the rest of the way, the visitors hung around the entire half, making 13 of their first 18 field goal attempts. After SJU went up 61-51 with 8:20 to play, UMES cut it to 61-56, and would come within five points seven more times in the half. The Hawks led 66-56 with 6:25 left and UMES went on a quick 7-2 run to cut it to 68-63 at 4:33. After a dunk by Bembry gave SJU a 73-65 lead with 1:42 to play, UMES pulled within five, 73-68, at 1:29. But Saint Joseph's would close out the game with four points from Miles and a free throw by Demery at :15 to provide the final margin. In the first half, the Hawks jumped out to a quick 14-6 lead and then expanded it to 25-14 on a jumper by **Aaron Brown** at 6:55. Saint Joseph's then took its biggest lead of the game, 30-16, on a three-pointer by Miles at 5:06. The Hawks would then go without a point for close to three minutes while UMES scored 11 straight points to cut its deficit to 33-27 and trailed at halftime, 36-33.

Maryland Eastern Shore 3-11

#	Player	tot-fg		3-pt		rebounds										min	
		fg	fga	fg	fga	ft	fta	of	de	tot	pf	tp	a	to	blk		s
12	RANDALL,Shane f	1	3	0	0	0	0	1	1	2	4	2	0	1	0	0	6
21	COPELAND,Bakari f	3	10	3	6	2	2	0	7	7	2	11	2	2	0	0	28
32	ELLIOTT,Dominique f	7	15	1	2	1	3	5	4	9	3	16	2	4	0	1	38
02	RIVERA,Thomas g	1	8	0	3	0	0	0	3	3	1	2	8	2	0	1	32
04	MARTIN,Devin g	9	18	3	8	2	2	1	4	5	5	23	2	1	0	1	37
00	ANDINO,Ryan	5	9	4	8	0	0	0	0	0	0	14	1	0	0	1	28
03	BLACKMON,Mark	0	0	0	0	0	0	1	1	2	0	0	0	0	0	0	7
20	CALDWELL,Dontae	0	0	0	0	0	0	1	3	4	2	0	2	1	1	0	9
24	PECK,Derrico	0	0	0	0	0	0	0	1	1	1	0	0	0	4	1	13
35	TAYLOR,Isaac	0	1	0	0	0	0	0	0	0	1	0	0	0	0	0	2
TEAM								2	1	3	1						
Totals.....		26	64	11	27	5	7	11	25	36	20	68	17	11	5	5	200

TOTAL FG% 1st Half: 11-34 32.4%
3-Pt. FG% 1st Half: 6-16 37.5%
F Throw % 1st Half: 5-7 71.4%

2nd Half: 15-30 50.0%
2nd Half: 5-11 45.5%
2nd Half: 0-0 0.0%

Game: 40.6%
Game: 40.7%
Game: 71.4%

DEADBALL
REBOUNDS
1

Saint Joseph's 10-2

##	Player	fg	fga	3-pt	fg	fga	fta	of	de	tot	pf	tp	a	to	blk	s	min
15	MILES, Isaiah	f	5	12	2	6	5	6	3	3	6	4	17	0	1	0	32
24	OLIVA, P	f	3	5	1	1	1	4	2	2	4	1	8	3	0	2	16
43	BEMBRY, DeAndre'	f	5	13	2	5	3	4	3	6	9	2	15	2	3	1	40
01	NEWKIRK, Shavar	g	2	6	2	4	0	0	1	2	3	0	6	2	4	0	25
02	BROWN, Aaron	g	3	7	1	4	1	1	0	5	5	2	8	3	2	0	29
00	KIMBLE, Lamarr	1	7	0	3	2	2	1	1	2	0	4	4	0	0	0	14
12	NDAO, Papa	2	4	1	2	4	6	1	4	5	1	9	1	1	1	1	24
25	DEMERY, James	4	7	0	1	3	4	3	3	6	2	11	1	0	0	1	20
TEAM								2	1	3							
Totals.....		25	61	9	26	19	27	16	27	43	12	78	16	11	4	7	200

TOTAL FG% 1st Half: 12-32 37.5%
3-Pt. FG% 1st Half: 5-15 33.3%
F Throw % 1st Half: 7-9 77.8%

2nd Half: 13-29 44.8%
2nd Half: 4-11 36.4%
2nd Half: 12-18 66.7%

Game: 41.0%
Game: 34.6%
Game: 70.4%

DEADBALL
REBOUNDS
4

Officials: Tony Chiazza, Bob Testa, Rick O'Neill
Technical fouls: Maryland E. Shore-TEAM. Saint Joseph's-None.
Attendance: 3,721

Score by Periods	1st	2nd	Total
Maryland E. Shore	33	35	68
Saint Joseph's	36	42	78

Game 13: January 2, 2016 - Robins Center - Richmond, Va. SIU 77 - Richmond 73

DeAndre' Bembry's fadeaway jumper at 26.9 seconds to go proved to be the gamewinner as Saint Joseph's won its seventh in a row, defeating Richmond, 77-73, at the Robins Center in the A-10 opener. Bembry's shot put the Hawks up 75-73 and he rebounded a Richmond miss with 2.5 seconds left, and hit a pair of free throws to provide the final margin. **Isaiah Miles** led SJU with 17 points and a career-high 16 rebounds, while Bembry finished with 16 points.

Papa Ndao had 11 points and a career-high eight rebounds, while **Shavar Newkirk** and **James Demery** scored 10 points apiece. SJU trailed for most of the second half and was down, 61-56, with 10:00 to go. The Hawks went on an 8-3 run, tying the game on a three-pointer by Bembry with 7:04 remaining. Miles hit a pair of free throws to put SJU up 66-64 for only the second time in the half. Bembry expanded the Hawks lead to 68-64, followed by a pair of free throws from Newkirk, to give SJU a 70-64 lead at 4:10. A three-pointer at 3:48 pulled Richmond within 70-67 at 3:48, but SJU maintained a three-point lead as the teams traded baskets and Bembry made one of two free throws to put SJU up, 73-69. Bembry was fouled on a three-point attempt at 1:56, but missed all three foul shots. UR turned over the ball on its next possession, but the Hawks did the same, committing a 10-second violation at 1:00. Richmond's ShawnDre' Jones then forced the 73-73 tie with a layup at :49. Richmond led 37-32 at halftime and came out strong at the start of the second, taking its largest lead of the game, 48-39. A three from Demery and a three-point play by Miles helped the Hawks cut their deficit to 50-47. In the first half, UR jumped out to a 13-5 lead, but the Hawks used a 7-0 run to cut it to 13-12. SJU's 15-5 run gave them a 22-16 lead. The Spiders regained the lead, 29-27, with a 9-0 run, but the Hawks took it back with a three from Ndao. The teams traded leads until Richmond scored six straight and held a 37-32 halftime lead.

Saint Joseph's 11-2 (1-0 A-10)

		tot-fg			3-pt			rebounds											
##	Player	f	g	fga	f	g	fga	ft	fta	of	de	tot	pf	tp	a	to	blk	s	min
15	MILES, Isaiah	f	6	13	2	4	3	3	5	11	16	1	17	1	0	0	0	39	
24	OLIVA, P	f	3	4	1	2	0	0	1	3	4	0	7	3	2	0	1	14	
43	BEMBRY, DeAndre'	f	5	13	2	3	4	9	2	4	6	3	16	2	0	1	37		
01	NEWKIRK, Shavar	g	2	5	1	2	5	6	0	0	0	0	10	4	1	0	27		
02	BROWN, Aaron	g	3	7	0	1	0	0	0	2	2	3	6	1	3	0	1	27	
00	KIMBLE, Lamarr		0	4	0	1	0	0	0	1	1	0	0	2	0	0	14		
11	CLOVER, Chris		0	0	0	0	0	0	0	0	0	0	0	0	0	0	3		
12	NDAO, Papa		4	9	3	6	0	0	1	7	8	4	11	0	0	1	0	19	
25	DEMERY, James		4	5	2	2	0	0	0	1	1	3	10	0	0	0	0	20	
34	BAUMANN, Javon		0	0	0	0	0	0	0	0	0	1	0	0	0	0	0	0+	
TEAM										2	2								
Totals.....			27	60	11	21	12	18	11	29	40	15	77	17	10	1	3	200	

TOTAL FG% 1st Half: 12-33 36.4%
3-Pt. FG% 1st Half: 5-12 41.7%
F Throw % 1st Half: 3-4 75.0%

2nd Half: 15-27 55.6%
2nd Half: 6-9 66.7%
2nd Half: 9-14 64.3%

Game: 45.0%
Game: 52.4%
Game: 66.7%

DEADBALL
REBOUNDS
3

Richmond 8-5 (0-1 A-10)

##	Player	f	fg	fga	3-pt	fg	fga	ft	fta	rebounds				of	de	tot	pf	tp	a	to	blk	s	min
10	CLINE, T.J.	f	5	14	0	2	3	6	0	1	3	4	4	13	7	3	0	0	36				
11	TAYLOR, Deion	f	1	2	1	1	0	0	0	8	8	3	3	2	1	4	0	28					
15	ALLEN, Terry	f	9	16	2	4	1	3	4	4	8	2	21	1	3	1	1	34					
03	JONES, ShawnDre'	g	8	17	4	9	2	2	0	5	5	4	22	3	0	0	1	37					
05	DAVIS, Trey	g	0	1	0	1	0	0	1	0	1	1	1	0	2	1	0	30					
02	FORE, Khwan	g	5	6	1	1	3	3	2	3	5	1	14	1	2	0	0	21					
24	WOOD, Marshall		0	5	0	5	0	0	0	1	1	2	0	0	0	0	0	14					
TEAM										1	1												
Totals.....			28	61	8	23	9	14	8	25	33	17	73	16	10	5	2	200					

TOTAL FG% 1st Half: 15-32 46.9%
3-Pt. FG% 1st Half: 5-14 35.7%
F Throw % 1st Half: 2-2 100%

2nd Half: 13-29 44.8%
2nd Half: 3-9 33.3%
2nd Half: 7-12 58.3%

Game: 45.9%
Game: 34.8%
Game: 64.3%

DEADBALL
REBOUNDS
1

Officials: Mark Schnur, Nathan Farrell, Kenneth Turner
Technical fouls: Saint Joseph's-None. Richmond-None.
Attendance: 7,048

Score by Periods	1st	2nd	Total
Saint Joseph's	32	45	77
Richmond	37	36	73

GAME RECAPS

Game 14: January 5, 2016 - Hagan Arena
VCU 85 - SJU 82

VCU fought back from a 13-point deficit and defeated Saint Joseph's, 85-82, at Hagan Arena to end the Hawks' seven-game winning streak. The loss ruined a 31-point effort by **Isaiah Miles**, his second 30-plus point game of the year. **DeAndre' Bembry** added 17 points, seven rebounds and eight assists for the Hawks, while **James Demery** chipped in 11. Despite leading most of the second half, Saint Joseph's missed 10 free throws in the period, including three in the final three minutes as the Hawks were clinging to the lead. SJU finished 17-for-29 from the line in the game. With SJU leading 76-70 at 2:53, VCU's Mo Alie-Cox started a 10-point spurt and put the Rams up 78-77 at 1:34. Bembry tied it with a free throw but Alie-Cox scored another to give VCU the 80-78 lead. Demery scored the Hawks' final four points while a VCU free throw at :06 to ice the win. The Hawks had one more try but Bembry's long-distance attempt at the buzzer was off the mark. Saint Joseph's trailed 38-35 at halftime, but the Hawks came out flying in the second half, running off 13 straight points to take a 48-38 lead as Miles hit for seven points. VCU broke its scoreless string with a basket at 16:10 to cut it to 48-40. Miles connected on three straight three-pointers in a two-minute span to give SJU a 67-55 lead and the Hawks took a 13-point margin for the second time, 70-57 after a free throw by Bembry at 7:11. From there, VCU chipped away, outscoring the Hawks, 21-7, while SJU committed three of its 18 turnovers and missed three foul shots as the Rams took the lead, 78-77.

VCU 10-5 (2-0 A-10)

##	Player	tot-fg		3-pt		rebounds		pf	tp	a	to	blk	s	min
		fg	fga	fg	fga	of	de							
11	GILMORE, Michael	f	2	5	0	3	0	0	0	3	1	4	0	9
12	ALIE-COX, Mo	f	6	7	0	0	2	3	1	4	5	2	14	30
01	LEWIS, JeQuan	g	7	12	3	7	2	2	0	6	6	3	2	31
20	BURGESS, Jordan	g	1	6	0	3	2	4	1	3	4	3	4	25
32	JOHNSON, Melvin	g	8	17	5	12	4	5	1	6	7	2	25	38
04	TILLMAN, Justin	g	1	2	0	0	0	0	1	1	2	0	0	5
05	BROOKS, Doug	g	3	7	2	6	0	0	1	1	2	5	8	16
10	WILLIAMS, Jonathan	g	0	2	0	0	0	0	0	0	0	2	0	10
23	HAMDY MOHAMED, A	g	2	6	0	0	0	1	0	1	1	3	4	8
24	BILLBURY, Korey	g	2	9	0	2	1	2	5	3	8	3	5	28
TEAM														
Totals.....		32	73	10	33	11	17	11	29	40	24	85	13	200

TOTAL FG% 1st Half: 15-37 40.5% 2nd Half: 17-36 47.2% Game: 43.8% DEADBALL
3-Pt. FG% 1st Half: 4-16 25.0% 2nd Half: 6-17 35.3% Game: 30.3% REBOUNDS
F Throw % 1st Half: 4-6 66.7% 2nd Half: 7-11 63.6% Game: 64.7% 1

Saint Joseph's 11-3, (1-1 A-10)

##	Player	tot-fg		3-pt		rebounds		pf	tp	a	to	blk	s	min
		fg	fga	fg	fga	of	de							
15	MILES, Isaiah	f	11	14	4	6	5	7	3	6	9	3	31	38
24	OLIVA, P	f	2	3	1	1	1	1	0	4	4	2	6	13
43	BEMBRY, DeAndre'	f	6	19	1	6	4	9	2	5	7	2	17	40
01	NEWKIRK, Shavar	g	2	6	0	2	5	7	1	1	2	0	9	26
02	BROWN, Aaron	g	2	7	1	2	1	2	0	3	3	3	6	28
00	KIMBLE, Lamarr	g	1	3	0	1	0	0	0	1	1	1	2	13
12	NDAO, Papa	g	0	0	0	0	0	0	0	4	4	1	0	15
25	DEMERY, James	g	5	11	0	1	1	3	3	4	7	2	11	27
TEAM														
Totals.....		29	63	7	19	17	29	11	35	46	14	82	18	200

TOTAL FG% 1st Half: 12-33 36.4% 2nd Half: 17-30 56.7% Game: 46.0% DEADBALL
3-Pt. FG% 1st Half: 3-13 23.1% 2nd Half: 4-6 66.7% Game: 36.8% REBOUNDS
F Throw % 1st Half: 8-10 80.0% 2nd Half: 9-19 47.4% Game: 58.6% 6

Officials: Ed Corbett, Paul Faia, Joe Lindsay
Technical fouls: VCU-None. Saint Joseph's-None.
Attendance: 3,752

Score by Periods 1st 2nd Total
VCU 38 47 85
Saint Joseph's 35 47 82

Game 15: January 10, 2016 - Hagan Arena
SJU 72 - Rhode Island 67

DeAndre' Bembry scored a game-high 22 points and **Aaron Brown** tallied 19 to lead Saint Joseph's to a 72-67 win over Rhode Island at Hagan Arena. Bembry also had seven rebounds, five assists and three steals while notching the 20th 20-plus point game of his career. Brown was a perfect 4-for-4 from three-point range while **Isaiah Miles** added 10 points for SJU. The game was tied at the half, 38-38, but Saint Joseph's came out strong after the break, going on a 10-2 run, fueled by a pair of threes from Bembry, to take a 48-40 lead. The Hawks increased it to their biggest margin of the game, 52-43, on a layup by Miles at 13:30, but that would be the last SJU points for a span of over seven minutes. Rhode Island shut down SJU for 7:25 while going on a 10-0 run to take a 53-52 lead, for what would be its only edge of the half. **James Demery** answered with a three-point play at 6:07 to regain the lead for the Hawks, 55-53, at 6:08. Bembry had a hand in the next eight Hawks' points, assisting on a pair of threes by Brown, and converting a layup at 2:22 to give SJU a 65-58 advantage. Saint Joseph's would hold onto the lead thanks to 7-for-8 foul shooting in the final 1:43, with four from **Shavar Newkirk**. The first half was tight with 16 lead changes, nine ties and neither team holding a lead of more than four points. SJU had a 38-34 lead with 3:55 to go, but Martin scored fourth straight to knot the game 38-38 at the half. Rhode Island hit 51.9 percent but the Hawks had only three turnovers.

Rhode Island 10-6 (2-1 A-10)

##	Player	tot-fg		3-pt		rebounds		pf	tp	a	to	blk	s	min
		fg	fga	fg	fga	of	de							
12	MARTIN, Hassan	f	8	15	0	1	4	5	3	5	8	2	20	36
23	IVERSON, Kuran	f	5	7	3	4	0	0	0	2	2	4	13	16
01	GARRETT, Jarvis	g	4	11	2	5	2	4	0	5	5	2	12	38
04	McGLYNN, Four	g	1	5	1	4	4	4	0	2	2	4	7	25
32	TERRELL, Jared	g	3	5	0	1	0	0	0	0	0	4	6	18
25	THOMPSON, C	g	1	2	1	2	0	0	0	4	4	3	3	27
33	WATSON, Earl	g	2	4	0	0	2	2	2	3	5	1	6	19
45	AKELE, Nicola	g	0	3	0	2	0	0	1	2	3	4	0	21
TEAM														
Totals.....		24	52	7	19	12	15	6	26	32	24	67	12	200

TOTAL FG% 1st Half: 14-27 51.9% 2nd Half: 10-25 40.0% Game: 46.2% DEADBALL
3-Pt. FG% 1st Half: 4-12 33.3% 2nd Half: 3-7 42.9% Game: 36.8% REBOUNDS
F Throw % 1st Half: 6-9 66.7% 2nd Half: 6-6 100% Game: 80.0% 1


Saint Joseph's 12-3 (2-1 A-10)

##	Player	tot-fg		3-pt		rebounds		pf	tp	a	to	blk	s	min
		fg	fga	fg	fga	of	de							
15	MILES, Isaiah	f	4	5	0	0	2	2	1	2	3	4	10	27
24	OLIVA, P	f	1	5	0	2	2	3	3	3	6	2	4	14
43	BEMBRY, D	f	9	21	2	5	2	4	1	6	7	3	22	40
01	NEWKIRK, Shavar	g	1	5	0	1	5	8	1	3	4	1	7	22
02	BROWN, Aaron	g	7	11	4	4	1	2	1	0	1	2	19	31
00	KIMBLE, Lamarr	g	1	3	1	3	0	0	0	0	2	3	2	19
12	NDAO, Papa	g	0	3	0	2	0	0	0	1	1	3	0	21
25	DEMERY, James	g	2	4	0	0	3	4	1	3	4	0	7	25
34	BAUMANN, Javon	g	0	0	0	0	0	0	0	0	0	0	0	1
TEAM														
Totals.....		25	57	7	17	15	23	11	23	34	17	72	13	200

TOTAL FG% 1st Half: 14-32 43.8% 2nd Half: 11-25 44.0% Game: 43.9% DEADBALL
3-Pt. FG% 1st Half: 3-10 30.0% 2nd Half: 4-7 57.1% Game: 41.2% REBOUNDS
F Throw % 1st Half: 7-11 63.6% 2nd Half: 8-12 66.7% Game: 65.2% 4

Officials: Bill McCarthy, Nathan Farrell, Jeffrey Anderson
Technical fouls: Rhode Island-None. Saint Joseph's-None.
Attendance: 4,080

Score by Periods 1st 2nd Total
Rhode Island 38 29 67
Saint Joseph's 38 34 72



43

DeANDRE' BEMBRY

Junior • Forward • 6-6 • 210

Charlotte, N.C.

The Patrick School (N.J.)

2015-16 Preseason All-Atlantic 10 All-First Team

2015-16 Preseason A-10 All-Defensive Team

2014-15 Atlantic 10 All-Conference First Team

2014-15 All-District (NABC, USBWA)

Overall Stats: 16.7 ppg, 7.7 rpg, 4.5 apg

A-10 Stats: 18.3 ppg, 6.7 rpg, 6.3 apg

Career: 68 double-figure games... 20 20-plus point games... Nine double-doubles.

2015-16: Has recorded double-figures in all 15 games this season... Recorded 20 points (9-of-21 FG), seven rebounds, five assists, and three steals vs. Rhode Island... Posted 17 points and matched season-high eight assists vs. VCU... Tallied 16 points, six rebounds, and six assists at Richmond... Posted 15 points and nine rebounds vs. UMES... Recorded 22 points and seven rebounds vs. Virginia Tech... Philadelphia Big 5 Player of the Week (12/21)... Atlantic 10 Co-Player of the Week and Philadelphia Big 5 Player of the Week (12/14)... Registered 16 points (6-of-9 FG, 4-of-6 3FG), nine rebounds, and seven assists vs. Illinois State... Recorded second consecutive double-double with 17 points and season-high 13 rebounds at Temple... Posted second double-double of the season with season-high 27 points (11-of-17 FG) and 10 rebounds and matched season-high four steals vs. Princeton... Recorded 12 points, nine rebounds, and season-high eight assists at Columbia... Netted 17 points in a full 40 minutes vs. Villanova... Posted seventh career double-double with 15 points and 10 rebounds vs. Old Dominion at the Hall of Fame Tip-Off Tournament... Netted 10 points, including 1000th career point, and added five rebounds and five assists vs. Buffalo... Philadelphia Big 5 Co-Player of the Week (11/16)... Scored 12 points (6-of-11 FG) and added seven assists to go with six rebounds vs. Niagara... Netted game-high 23 points and added season-high four steals vs. Drexel... Team captain for second year... One of 20 collegiate players invited to the Nike Basketball Academy in June... Named to the Preseason All-Atlantic 10 First Team... Named to Wooden Award Preseason Top 50 List and the Naismith Trophy Early Season Watch List.

2014-15: The Atlantic 10's leading scorer in both overall (17.7 ppg) and conference games (19.0), becoming the first SJU player to win the league's scoring title... Was the fifth player in Hawk history to receive All-Atlantic 10 First Team honors as a sophomore... Named to the USBWA District 2 Team and to the NABC All-District 4 First Team... All-Big Five First Team selection... Led the nation in minutes played with 38.6 per game... Ranked seventh in the A-10 with 7.7 rebounds in overall games while ranking fifth with 8.7 in A-10 games... Topped the Hawks with 3.6 assists and 1.9 steals... Ranked among the top 15 in the conference in seven categories... Recorded 13 20-plus point games, 28 double-figure games and six double-doubles on the season... Had game-high 21 points, six rebounds and six assists in regular-season finale at Rhode Island... Tallied 14 points and 13 rebounds, and added career-high nine assists, against La Salle... Recorded a career-high 33 points and added 14 rebounds in win at Massachusetts, shooting a career-best 10-for-11 from the foul line... Scored 23 points at Dayton... Notched 19 points and nine rebounds vs. Rhode Island... Had three straight double-doubles starting with 21 points and career-high 17 rebounds against Davidson... Followed with 19 points-12 rebounds at Saint Louis and 14 points-11 rebounds vs. George Mason... Scored 20 points at La Salle... Recorded 25 points against Penn... Hit for 25 points on 9-of-16 shooting and added eight rebounds, seven assists, five steals, and three blocks vs. Massachusetts... Posted 27 points with career-high 6-of-9 three-point attempts at St. Bonaventure... Made 7-of-12 from the field to tally 16 points, eight rebounds, and three blocks at #20 VCU... Hit for 22 points vs. George Washington... Scored 20 points on 8-of-13 from the field at Denver... Made 8-of-11 field goals en route to 21 points vs. Loyola Maryland... Posted 23 points and added four steals against Western Kentucky... Posted first career double-double with 17 points and 11 rebounds vs. LIU Brooklyn... Recorded 22 points and nine rebounds vs. Vermont... Elected as team co-captain, becoming the second sophomore in school history to serve as captain, and the first since with 1936-37... Atlantic 10 Co-Player of the Week (1/26)... Philadelphia Big 5 Player of the Week (1/26, 2/2, 3/2)... National Jesuit Player of the Week (2/5).

2013-14: Atlantic 10 Co-Rookie of the Year and All-Rookie Team selection... Named the Big 5 Rookie of the Year... Chosen to the Kyle Macy Freshman All-America squad... Team's third leading scorer with 12.1 points per game for A-10 Champion... Averaged 4.5 rebounds and 2.7 assists... Started all 34 games and set the freshman record for games played... Scored double figures in 25 games... Had 13 points in championship game win over VCU... Scored 15 points in A-10 Quarterfinal win over Dayton... Led team with then career-high 22 points and eight assists at George Washington... Hit 18 points on 5-of-9 shooting at St. Bonaventure... Scored all 16 points in second half in win at La Salle... Registered 18 points on 8-of-13 shooting from the floor in win over VCU... Had then career-high eight assists against Binghamton... Registered 18 points against Drexel... Named A-10 Rookie of the Week twice (11/18, 2/9).

High School/Personal: New Jersey All-State First Team selection in 2013... Named the 2013 Union County Player of the Year... Averaged 21.8 points per game, while grabbing 9.0 rebounds... Tallied over 1,000 career points... Team captured the Union County Tournament and reached the State Non-Public B championship game... All-Union County First Team honoree... Averaged 18.2 points as a junior... Nominee for 2013 McDonald's All-American Team... Participated in the 2013 Jordan Brand Classic... Originally from Charlotte, N.C., and attended Rocky River High School before transferring to The Patrick School in New Jersey... Communication studies major.

2015-16 Game-by-Game

OPPONENT	MIN	FG-A	3PT-A	FT-A	OR	DR	TR	F	A	TO	BL	S	PT
Drexel*	35	6-12	0-2	11-15	1	2	3	2	2	3	1	4	23
Niagara*	35	6-11	0-1	0-1	1	5	6	3	7	3	1	1	12
Buffalo*	38	4-11	0-2	2-4	0	5	5	1	5	1	1	1	10
Florida*	37	2-11	0-3	6-8	2	6	8	3	5	4	1	1	10
Old Dominion	34	3-8	1-3	8-10	2	8	10	2	3	4	4	1	15
Villanova*	40	8-18	1-5	0-0	1	5	6	3	2	0	0	1	17
Columbia*	37	4-14	2-8	2-2	1	8	9	1	8	0	3	0	12
Princeton*	40	11-17	1-5	4-6	0	10	10	2	3	2	0	4	27
Temple*	36	7-15	0-4	3-7	2	11	13	3	3	0	2	2	17
Illinois State*	35	6-9	4-6	0-0	0	9	9	2	7	3	1	1	16
Virginia Tech*	39	9-19	2-6	2-4	1	6	7	1	2	4	0	1	22
UMES*	40	5-13	2-5	3-4	3	6	9	2	2	3	1	1	15
Richmond*	37	5-13	2-3	4-9	2	4	6	3	6	2	0	1	16
VCU*	40	6-19	1-6	4-9	2	5	7	2	8	2	0	1	17
Rhode Island*	40	9-21	2-5	2-4	1	6	7	3	5	2	1	3	22

George Mason

Fordham

Penn

La Salle

Massachusetts

Rhode Island

St. Bonaventure

Fordham

George Washington

La Salle

Dayton

Davidson

Massachusetts

Saint Louis

St. Bonaventure


Duquesne

* Denotes game started

"Watch List" for the Julius Erving Small Forward Award... Named to the

BEMBRY'S CAREER STATISTICS

YEAR	GP-GS	MIN-AVG	FG-FGA	PCT	3FG-A	PCT	FT-FTA	PCT	REB-AVG	PF-D	AST	TO	BL	ST	PTS-AVG
2013-14	34-34	1107- 32.6	143-312	.458	36-104	.346	91-156	.583	153- 4.5	88-2	92	86	19	32	413- 12.1
2014-15	31-31	1197- 38.6	199-461	.432	50-153	.327	102-160	.638	240- 7.7	73-2	111	89	29	60	550- 17.7
2015-16	15-14	563- 37.5	91-211	.431	18-64	.281	51-83	.614	115- 7.7	33-0	68	33	16	23	251- 16.7
Totals	80-79	2867- 35.8	433-984	.440	104-312	.333	244-399	.612	508- 6.4	194-4	271	208	64	115	1214- 15.2



AARON BROWN

Senior • Guard • 6-5 • 225
Darby, Pa.
Penn Wood

2

Overall Stats: 9.9 ppg, 3.7 rpg, 1.3 apg
A-10 Stats: 10.3 ppg, 2.0 rpg, 1.0 apg

2015-16:

- Notched 19 pts (7-of-11 FG, career-high 4-of-4 3FG) vs. Rhode Island
- Scored eight points and matched season-high three assists vs. UMES
- Posted 11 points and season-high three assists vs. Illinois State
- Registered 11 pts and career-high nine rebounds at Temple
- Recorded career-high 26 points (11-of-16 FG) at Columbia
- Scored 11 points (4-of-6 FG) vs. Villanova
- Matched team-high 14 points (5-of-11 FG) vs. Niagara
- Posted 15 points (5-of-10 FG) vs. Drexel


High School/Personal:

- 2009-10 *Delaware County Daily Times* Player of the Year
- Averaged 20.5 points and 7.2 rebounds per game as a senior
- Two-time Associated Press All-State selection
- Team won the 2010 PIAA 4A state title and earned a berth in the state semifinals in 2011
- Sports marketing major

2015-16 Game-by-Game

OPPONENT	MIN	FG-A	3PT-A	FT-A	OR	DR	TR	F	A	TO	BL	S	PT
Drexel*	21	5-10	0-3	5-5	4	1	5	2	0	1	0	0	15
Niagara*	29	5-11	1-3	3-3	0	4	4	2	0	2	0	0	14
Buffalo*	26	3-12	0-4	3-3	0	3	3	0	2	0	0	0	9
Florida*	19	0-2	0-1	1-2	0	2	2	2	1	0	0	0	1
Old Dominion*	26	2-4	1-1	3-4	1	4	5	1	0	2	0	0	8
Villanova*	33	4-6	2-3	1-2	0	1	1	1	1	3	0	0	11
Columbia*	34	11-16	3-4	1-1	3	2	5	1	0	0	0	1	26
Princeton*	24	0-7	0-3	0-0	1	6	7	2	2	2	1	0	0
Temple*	39	5-13	0-1	1-2	1	8	9	0	2	1	0	0	11
Illinois State*	24	5-8	1-3	0-0	2	1	3	2	3	2	0	0	11
Virginia Tech*	10	1-1	1-1	0-0	0	0	0	3	2	1	0	1	3
UMES*	29	3-7	1-4	1-1	0	5	5	2	3	2	0	1	8
Richmond*	27	3-7	0-1	0-0	0	2	2	3	1	3	0	1	6
VCU*	28	2-7	1-2	1-2	0	3	3	3	1	1	0	0	6
Rhode Island*	31	7-11	4-4	1-2	1	0	1	2	1	1	0	0	19
George Mason													
Fordham													
Penn													
La Salle													
Massachusetts													
Rhode Island													
St. Bonaventure													
Fordham													
George Washington													
La Salle													
Dayton													
Davidson													
Massachusetts													
Saint Louis													
St. Bonaventure													
Duquesne													

* Denotes game started



ISAIAH MILES

Senior • Forward • 6-7 • 216
Baltimore, Md.
Milford Mill Academy

15

Overall Stats: 17.7 ppg, 8.3 rpg, 1.5 bpg
A-10 Stats: 19.3 ppg, 9.3 rpg, 0.7 apg

2015-16:

- Has posted double-figures in all 15 games this season
- Recorded 31 points (11-of-14 FG) and nine rebounds vs. VCU
- Posted 17 points and career-high 16 rebounds at Richmond
- Recorded 17 points (5-of-12 FG) vs. UMES
- Atlantic 10 and Big 5 Player of the Week (12/28)
- Scored career-high 36 pts on 11-of-18 FG and career-high 11-of-12 FT and added 15 rebs and career-high four blocks vs. Virginia Tech
- Scored 16 points (4-of-11 FG) vs. Illinois State
- Registered 12 points and 15 rebounds at Temple
- Posted 13 points (5-of-12 FG) and eight rebounds vs. Princeton
- Recorded 15 points, seven rebounds, and three blocks at Columbia
- Netted 14 points (6-of-12 FG) vs. Villanova
- Named to Basketball Hall of Fame Tip-Off All-Tournament Team after averaging 17.5 points, 4.5 rebounds, and 2.0 blocks vs. Florida and Old Dominion
- Registered 24 points and added 14 rebounds vs. Buffalo
- Matched team-high 14 points (5-of-11 FG) and added career-high four blocks vs. Niagara
- Posted 13 points (5-of-9 FG) and 10 rebounds vs. Drexel


High School/Personal:

- All-County honoree and two-time All-Metro First Team selection
- Led Glenelg Country School to MIAA-B Championship
- Criminal justice major

2015-16 Game-by-Game

OPPONENT	MIN	FG-A	3PT-A	FT-A	OR	DR	TR	F	A	TO	BL	S	PT
Drexel*	36	5-9	1-4	2-2	4	6	10	1	1	3	2	1	13
Niagara*	33	5-7	2-3	2-2	0	4	4	1	1	1	4	2	14
Buffalo*	33	7-11	2-5	8-8	4	10	14	3	0	0	1	1	24
Florida*	34	7-14	2-7	0-0	0	3	3	5	0	3	1	0	16
Old Dominion*	36	8-15	1-3	1-3	2	4	6	4	0	1	3	1	18
Villanova*	30	6-12	2-4	0-0	5	0	5	4	1	0	0	0	14
Columbia*	38	5-11	1-5	4-5	3	4	7	2	3	1	3	0	15
Princeton*	34	5-12	1-2	2-2	3	5	8	3	0	2	2	0	13
Temple*	42	2-10	0-5	8-8	3	12	15	4	0	4	0	0	12
Illinois State*	29	4-11	3-5	5-5	0	3	3	2	0	1	1	0	16
Virginia Tech*	39	11-18	3-5	11-12	8	7	15	2	0	0	4	0	36
UMES*	32	5-12	2-6	5-6	3	3	6	4	0	1	0	0	17
Richmond*	39	6-13	2-4	3-3	5	11	16	1	1	0	0	0	17
VCU*	38	11-14	4-6	5-7	3	6	9	3	1	0	1	0	31
Rhode Island*	27	4-5	0-0	2-2	1	2	3	4	0	1	0	0	10
George Mason													
Fordham													
Penn													
La Salle													
Massachusetts													
Rhode Island													
St. Bonaventure													
Fordham													
George Washington													
La Salle													
Dayton													
Davidson													
Massachusetts													
Saint Louis													
St. Bonaventure													
Duquesne													

* Denotes game started



PAPA NDAO

Senior • Forward • 6-8 • 220
Dakar, Senegal
Montverde Academy (Fla.)

Overall Stats: 5.1 ppg, 3.2 rpg, 0.6 apg
A-10 Stats: 3.7 ppg, 4.3 rpg, 1.0 apg

12

2015-16:

- Dished out season-high two assists vs. Rhode Island
- Pulled down four rebounds vs. VCU
- Posted season-high 11 pts and career-high eight rebs at Richmond
- Recorded nine points and five rebounds vs. UMES
- Scored six points (2-of-5 3FG) vs. Illinois State
- Recorded six points and four rebounds at Temple
- Posted five points and added four rebounds vs. Princeton
- Scored nine points (3-of-4 3FG) in season debut at Columbia
- Missed first six games of season due to fractured finger

High School/Personal:

- Sat out 2014-15 season due to medical reasons
- Received his bachelor's degree in interdisciplinary health services from SJU in May 2015
- Is currently attending graduate school and pursuing a master's degree in health administration

2015-16 Game-by-Game

OPPONENT	MIN	FG-A	3PT-A	FT-A	OR	DR	TR	F	A	TO	BL	S	PT
Drexel													
Niagara													
Buffalo													
Florida													
Old Dominion													
Villanova													
Columbia	9	3-4	3-4	0-0	0	0	0	4	0	2	0	0	9
Princeton	13	1-2	1-1	2-3	0	4	4	2	0	1	1	0	5
Temple	13	2-7	2-6	0-0	2	2	4	5	1	0	1	0	6
Illinois State	20	2-5	2-5	0-0	0	2	2	2	0	1	0	1	6
Virginia Tech	15	0-2	0-2	0-0	0	1	1	2	0	2	0	3	0
UMES	24	2-4	1-2	4-6	1	4	5	1	1	1	1	1	9
Richmond	19	4-9	3-6	0-0	1	7	8	4	0	0	1	0	11
VCU	15	0-0	0-0	0-0	0	4	4	1	1	2	0	0	0
Rhode Island	21	0-3	0-2	0-0	0	1	1	3	2	0	1	0	0
George Mason													
Fordham													
Penn													
La Salle													
Massachusetts													
Rhode Island													
St. Bonaventure													
Fordham													
George Washington													
La Salle													
Dayton													
Davidson													
Massachusetts													
Saint Louis													
St. Bonaventure													
Duquesne													

* Denotes game started



JAVON BAUMANN

Junior • Forward • 6-8 • 258
Oberbiel Solms, Germany
Theodor-Heus School

Overall Stats: 0.6 ppg, 0.4 rpg, 0.1 apg
A-10 Stats: 0.0 ppg, 0.0 rpg, 0.0 apg

34

2015-16:

- Matched season-high two rebounds vs. Virginia Tech
- Saw action vs. Illinois State
- Scored two points vs. Villanova
- Scored a point and added season-high two rebounds and season-high one block vs. Buffalo
- Scored in season debut vs. Drexel

High School/Personal:

- Played for the Licher Baeren team in Germany's Pro-B League
- Food marketing major

2015-16 Game-by-Game

OPPONENT	MIN	FG-A	3PT-A	FT-A	OR	DR	TR	F	A	TO	BL	S	PT
Drexel	7	0-0	0-0	1-2	0	0	0	5	0	1	0	0	1
Niagara	2	0-0	0-0	0-0	0	0	0	0	0	0	0	0	0
Buffalo	6	0-1	0-0	1-2	0	2	2	0	0	0	1	0	1
Florida	4	0-0	0-0	0-0	0	0	0	1	0	0	0	0	0
Old Dominion	0+	0-0	0-0	0-0	0	0	0	0	0	0	0	0	0
Villanova	6	1-1	0-0	0-0	0	0	0	0	0	0	0	0	2
Columbia													
Princeton													
Temple													
Illinois State	2	0-0	0-0	0-0	0	0	0	0	0	0	0	0	0
Virginia Tech	8	0-2	0-0	1-2	2	0	2	1	1	0	0	1	1
UMES													
Richmond	0+	0-0	0-0	0-0	0	0	0	1	0	0	0	0	0
VCU													
Rhode Island	1	0-0	0-0	0-0	0	0	0	0	0	0	0	0	0
George Mason													
Fordham													
Penn													
La Salle													
Massachusetts													
Rhode Island													
St. Bonaventure													
Fordham													
George Washington													
La Salle													
Dayton													
Davidson													
Massachusetts													
Saint Louis													
St. Bonaventure													
Duquesne													

* Denotes game started



BRENDAN CASPER

Junior • Forward • 6-6 • 215
Audubon, Pa.
Methacton

20

Overall Stats: 0.4 ppg, 0.4 rpg, 0.0 apg
A-10 Stats: ---

2015-16:

- Saw action vs. Virginia Tech
- Pulled down a rebound vs. Illinois State
- Scored two points and added a rebound vs. Buffalo
- Saw action vs. Niagara
- Made season debut vs. Drexel

High School/Personal:

- Made the Hawks' squad as a walk-on
- 2013 Pottstown Area Player of the Year
- Averaged 20.0 points and 10.0 rebounds per game as a senior
- Father, Rob, played basketball under Phil Martelli at Bishop Kenrick
- Business administration major

2015-16 Game-by-Game

OPPONENT	MIN	FG-A	3PT-A	FT-A	OR	DR	TR	F	A	TO	BL	S	PT
Drexel	0+	0-0	0-0	0-0	0	0	0	0	0	0	0	0	0
Niagara	1	0-0	0-0	0-0	0	0	0	0	0	0	0	0	0
Buffalo	2	1-1	0-0	0-0	0	1	1	0	0	0	0	0	2
Florida													
Old Dominion													
Villanova													
Columbia													
Princeton													
Temple													
Illinois State	2	0-2	0-1	0-0	1	0	1	0	0	0	0	0	0
Virginia Tech	1	0-0	0-0	0-0	0	0	0	0	0	1	0	0	0
UMES													
Richmond													
VCU													
Rhode Island													
George Mason													
Fordham													
Penn													
La Salle													
Massachusetts													
Rhode Island													
St. Bonaventure													
Fordham													
George Washington													
La Salle													
Dayton													
Davidson													
Massachusetts													
Saint Louis													
St. Bonaventure													
Duquesne													

* Denotes game started



MICHAEL BOOTH

Sophomore • Guard • 6-3 • 199
Thornton, Pa.
Bishop Shanahan

3

Overall Stats: 0.7 ppg, 0.0 rpg, 0.0 apg
A-10 Stats: ---

2015-16:

- Scored first two career points (2-of-2 FT) vs. Virginia Tech
- Saw action vs. Old Dominion and Illinois State
- Made season debut vs. Buffalo


High School/Personal:

- Made the Hawks' squad as a walk-on
- Averaged 18.0 points per game as a senior
- 2014 All-Ches-Mont League First Team and All-Area Second Team
- Holds school record for three-point field goals in a season with 55
- Grandson of SJU Hall of Famer Harry Booth, who was the Hawks' head coach from 1974 to 1978
- Pharmaceutical marketing major

2015-16 Game-by-Game

OPPONENT	MIN	FG-A	3PT-A	FT-A	OR	DR	TR	F	A	TO	BL	S	PT
Drexel													
Niagara													
Buffalo	1	0-0	0-0	0-0	0	0	0	0	0	0	0	0	0
Florida													
Old Dominion	0+	0-0	0-0	0-0	0	0	0	0	0	0	0	0	0
Villanova													
Columbia													
Princeton													
Temple													
Illinois State	1	0-1	0-1	0-0	0	0	0	0	0	0	0	0	0
Virginia Tech	1	0-0	0-0	2-2	0	0	0	1	0	0	0	0	2
UMES													
Richmond													
VCU													
Rhode Island													
George Mason													
Fordham													
Penn													
La Salle													
Massachusetts													
Rhode Island													
St. Bonaventure													
Fordham													
George Washington													
La Salle													
Dayton													
Davidson													
Massachusetts													
Saint Louis													
St. Bonaventure													
Duquesne													

* Denotes game started



JAMES DEMERY

Sophomore • Guard • 6-6 • 197
Williamston, N.C.
Northside Christian Academy

25

Overall Stats: 9.2 ppg, 4.3 rpg, 0.7 apg
A-10 Stats: 9.3 ppg, 4.0 rpg, 0.7 apg

2015-16:

- Tallied 11 points and matched season-high seven rebounds vs. VCU
- Recorded 10 points (4-of-5 FG) at Richmond
- Posted 11 points (4-of-7 FG) and added six rebounds vs. UMES
- Matched career-high seven rebounds vs. Virginia Tech
- Scored 12 points (4-of-4 FG, 1-of-1 3FG) vs. Illinois State
- Posted 12 points (4-of-6 FG) and had four rebounds vs. Princeton
- Scored 13 points (5-of-10 FG) vs. Villanova
- Scored six points in start vs. Old Dominion
- Had career-high 17 points (7-of-13 FG) and six rebounds vs. Florida
- Posted 13 pts (5-of-10 FG) and six rebounds vs. Buffalo
- Recorded seven points (3-of-5 FG) and five rebounds vs. Drexel

High School/Personal:

- Averaged 18.0 points and 5.0 rebounds per game
- All-Conference and All-County selection
- Helped team to third straight NCISAA 2A title
- Averaged 16.8 points as a junior
- Criminal justice major

2015-16 Game-by-Game

OPPONENT	MIN	FG-A	3PT-A	FT-A	OR	DR	TR	F	A	TO	BL	S	PT
Drexel	23	3-5	0-1	1-5	1	4	5	0	0	0	0	0	7
Niagara	10	3-5	0-1	0-1	0	3	3	3	0	0	0	0	6
Buffalo	16	5-10	1-3	2-5	2	4	6	2	0	0	0	0	13
Florida	30	7-13	0-1	3-5	2	4	6	3	2	2	0	0	17
Old Dominion*	25	3-7	0-2	0-0	0	1	1	2	0	1	0	1	6
Villanova	26	5-10	0-1	3-4	2	3	5	1	1	0	0	0	13
Columbia	25	4-8	0-2	0-0	2	3	5	1	1	1	0	1	8
Princeton	25	4-6	0-1	4-5	0	4	4	1	0	3	0	0	12
Temple	27	0-5	0-1	0-0	0	2	2	1	1	1	0	0	0
Illinois State	22	4-4	1-1	3-3	1	1	2	1	2	0	0	1	12
Virginia Tech	26	2-6	0-1	1-1	1	6	7	2	0	0	0	2	5
UMES	20	4-7	0-1	3-4	3	3	6	2	1	0	0	1	11
Richmond	20	4-5	2-2	0-0	0	1	1	3	0	0	0	0	10
VCU	27	5-11	0-1	1-3	3	4	7	2	1	1	1	0	11
Rhode Island	25	2-4	0-0	3-4	1	3	4	0	1	4	1	1	7
George Mason													
Fordham													
Penn													
La Salle													
Massachusetts													
Rhode Island													
St. Bonaventure													
Fordham													
George Washington													
La Salle													
Dayton													
Davidson													
Massachusetts													
Saint Louis													
St. Bonaventure													
Duquesne													

* Denotes game started



SHAVAR NEWKIRK

Sophomore • Guard • 6-0 • 175
New York, N.Y.
Cardinal Hayes

1

Overall Stats: 7.6 ppg, 2.2 rpg, 2.8 apg
A-10 Stats: 8.7 ppg, 2.0 rpg, 2.7 apg

2015-16:

- Recorded 10 points and added four assists at Richmond
- Scored eight points vs. Virginia Tech
- Matched career-high 13 points (3-of-5 3FG) and added six assists vs. Illinois State
- Hit career-high 13 points and career-high nine assists vs. Villanova
- Recorded 10 points (4-of-8 FG) vs. Old Dominion
- Scored 12 points (4-of-7 FG) vs. Buffalo
- Netted six points (4-of-4 FT) vs. Niagara
- Posted six pts and four assists in first collegiate start vs. Drexel

High School/Personal:

- Two-time *N.Y. Daily News* Bronx Player of the Year
- Two-time All-City and All-CHSAA First Team honoree
- Averaged 17.0 points, 7.0 assists and 4.0 rebounds as a senior
- Led Cardinal Hayes to team's first Archdiocesan title in over 40 years
- Played his freshman year at Rice High School
- Accounting major

2015-16 Game-by-Game

OPPONENT	MIN	FG-A	3PT-A	FT-A	OR	DR	TR	F	A	TO	BL	S	PT
Drexel*	25	1-6	0-1	4-6	0	3	3	3	4	1	0	0	6
Niagara*	22	1-3	0-0	4-4	0	4	4	0	2	1	0	0	6
Buffalo*	23	4-7	1-2	3-3	0	2	2	0	2	2	1	0	12
Florida*	21	2-5	0-1	1-2	0	3	3	1	0	2	0	0	5
Old Dominion*	23	4-8	0-1	2-4	1	0	1	3	2	0	0	0	10
Villanova*	31	4-9	1-2	4-4	0	3	3	1	9	0	0	1	13
Columbia*	24	1-5	0-0	2-2	0	1	1	2	5	2	0	0	4
Princeton*	20	0-6	0-2	0-0	0	1	1	1	0	0	0	0	0
Temple*	20	2-5	1-1	0-1	0	1	1	0	0	1	1	0	5
Illinois State*	27	4-7	3-5	2-3	1	3	4	0	6	2	0	0	13
Virginia Tech*	26	3-9	2-5	0-0	0	1	1	0	2	3	0	1	8
UMES*	25	2-6	2-4	0-0	1	2	3	0	2	4	0	2	6
Richmond*	27	2-5	1-2	5-6	0	0	0	0	4	1	0	0	10
VCU*	26	2-6	0-2	5-7	1	1	2	0	3	3	0	1	9
Rhode Island*	22	1-5	0-1	5-8	1	3	4	1	1	0	0	0	7
George Mason													
Fordham													
Penn													
La Salle													
Massachusetts													
Rhode Island													
St. Bonaventure													
Fordham													
George Washington													
La Salle													
Dayton													
Davidson													
Massachusetts													
Saint Louis													
St. Bonaventure													
Duquesne													

* Denotes game started



KYLE THOMPSON

Sophomore • Guard • 6-2 • 191
Mt. Laurel, N.J.
St. Joseph's Prep

Overall Stats: 0.0 ppg, 1.0 rpg, 0.0 apg
A-10 Stats: ---

21

2015-16:

- Pulled down one rebound vs. Virginia Tech
- Pulled down two rebounds vs. Illinois State
- Made season debut vs. Buffalo

High School/Personal:

- Made the Hawks' squad as a walk-on
- All-Catholic League selection as a senior
- Averaged 12 ppg and led the team in rebounds, steals and assists
- Helped The Prep to state Final Four and Catholic League final
- Interdisciplinary health services major

2015-16 Game-by-Game

OPPONENT	MIN	FG-A	3PT-A	FT-A	OR	DR	TR	F	A	TO	BL	S	PT
Drexel													
Niagara													
Buffalo	1	0-0	0-0	0-0	0	0	0	0	0	0	0	0	0
Florida													
Old Dominion													
Villanova													
Columbia													
Princeton													
Temple													
Illinois State	1	0-0	0-0	0-0	0	2	2	0	0	0	0	0	0
Virginia Tech	1	0-0	0-0	0-0	0	1	1	0	0	0	0	0	0
UMES													
Richmond													
VCU													
Rhode Island													
George Mason													
Fordham													
Penn													
La Salle													
Massachusetts													
Rhode Island													
St. Bonaventure													
Fordham													
George Washington													
La Salle													
Dayton													
Davidson													
Massachusetts													
Saint Louis													
St. Bonaventure													
Duquesne													

* Denotes game started



JAI WILLIAMS

Sophomore • Forward • 6-9 • 257
Philadelphia, Pa.
Philadelphia Electrical & Technical
Charter

Overall Stats: 1.0 ppg, 1.0 rpg, 0.0 apg
A-10 Stats: ---

32

2015-16:

- Pulled down one rebound vs. Virginia Tech
- Posted two points and a rebound in season debut vs. Drexel


High School/Personal:

- 2013 McDonalds All-American nominee
- Two-time All-Public League selection
- Averaged 10.2 points as a senior
- Communication studies major

2015-16 Game-by-Game

OPPONENT	MIN	FG-A	3PT-A	FT-A	OR	DR	TR	F	A	TO	BL	S	PT
Drexel	5	1-1	0-0	0-0	0	1	1	2	0	0	0	0	2
Niagara													
Buffalo													
Florida													
Old Dominion													
Villanova													
Columbia													
Princeton													
Temple													
Illinois State													
Virginia Tech	1	0-0	0-0	0-0	0	1	1	0	0	0	0	0	0
UMES													
Richmond													
VCU													
Rhode Island													
George Mason													
Fordham													
Penn													
La Salle													
Massachusetts													
Rhode Island													
St. Bonaventure													
Fordham													
George Washington													
La Salle													
Dayton													
Davidson													
Massachusetts													
Saint Louis													
St. Bonaventure													
Duquesne													

* Denotes game started



SKYLAR SCRIVANO

Senior • Forward • 6-10 • 233
Doylestown, Pa.
Central Bucks East

Overall Stats: ---

A-10 Stats: ---

33

2015-16:

- Sidelined with achilles injury


High School/Personal:

- Transferred to Saint Joseph's from Rider and sat out last season due to transfer rules
- Averaged 15 points, 12 rebounds and four blocks as a senior at Central Bucks East
- Sociology major

2015-16 Game-by-Game

OPPONENT	MIN	FG-A	3PT-A	FT-A	OR	DR	TR	F	A	TO	BL	S	PT
Drexel													
Niagara													
Buffalo													
Florida													
Old Dominion													
Villanova													
Columbia													
Princeton													
Temple													
Illinois State													
Virginia Tech													
UMES													
Richmond													
VCU													
Rhode Island													
George Mason													
Fordham													
Penn													
La Salle													
Massachusetts													
Rhode Island													
St. Bonaventure													
Fordham													
George Washington													
La Salle													
Dayton													
Davidson													
Massachusetts													
Saint Louis													
St. Bonaventure													
Duquesne													

* Denotes game started



MARKELL LODGE

R-Freshman • Forward • 6-7 • 210
Washington, N.C.
Pace Academy

Overall Stats: 1.0 ppg, 1.5 rpg, 0.1 bpg

A-10 Stats: ---

23

2015-16:

- Saw action vs. Illinois State
- Netted two points vs. Old Dominion
- Scored two points and added two rebounds vs. Buffalo
- Scored first four career points (2-of-3 FG) and added season-high six rebounds in season-high 11 minutes vs. Niagara
- Made collegiate debut vs. Drexel


High School/Personal:

- Sat out last season to concentrate on academics
- Averaged 18.0 points, 8.0 rebounds and 3.0 blocks as a senior
- Two-time All-Conference selection and team MVP
- Played at Christian Faith Center Academy during his junior season
- Sports marketing major

2015-16 Game-by-Game

OPPONENT	MIN	FG-A	3PT-A	FT-A	OR	DR	TR	F	A	TO	BL	S	PT
Drexel	3	0-0	0-0	0-0	0	0	0	2	0	0	0	0	0
Niagara	11	2-3	0-0	0-0	2	4	6	5	0	1	0	0	4
Buffalo	10	1-1	0-0	0-0	1	1	2	2	0	1	0	0	2
Florida	7	0-0	0-0	0-0	1	0	1	0	0	0	1	0	0
Old Dominion	8	0-0	0-0	2-2	0	1	1	0	0	0	0	0	2
Villanova	4	0-0	0-0	0-2	1	0	1	0	0	0	0	0	0
Columbia	3	0-0	0-0	0-0	0	0	0	0	0	0	0	0	0
Princeton													
Temple													
Illinois State	1	0-0	0-0	0-0	1	0	1	0	0	0	0	0	0
Virginia Tech													
UMES													
Richmond													
VCU													
Rhode Island													
George Mason													
Fordham													
Penn													
La Salle													
Massachusetts													
Rhode Island													
St. Bonaventure													
Fordham													
George Washington													
La Salle													
Dayton													
Davidson													
Massachusetts													
Saint Louis													
St. Bonaventure													
Duquesne													

* Denotes game started



CHRIS CLOVER

Freshman • Guard • 6-3 • 215
Philadelphia, Pa.
St. Joseph's Prep

11

Overall Stats: 0.6 ppg, 0.3 rpg, 0.0 apg
A-10 Stats: 0.0 ppg, 0.0 rpg, 0.0 apg

2015-16:

- Recorded one point and one rebound vs. Virginia Tech
- Scored three points vs. Illinois State
- Pulled down first collegiate rebound vs. Buffalo
- Scored first career points in season-high eight minutes vs. Niagara
- Made collegiate debut vs. Drexel


High School/Personal:

- Philadelphia Catholic League MVP and All-League First Team pick
- Scored 20.7 points per game to rank fifth in the city in scoring
- Led the Catholic League in scoring with 21.9 ppg in league contests
- All-State Class AAAA First Team, All-Southeastern Pennsylvania First Team, All-USA Pennsylvania First Team selection
- Two-time *Philadelphia Daily News* All-City First Team selection
- Selected as the 2015 Markward Club Boys Player of the Year
- Totalled 1,248 points, 405 rebounds and 117 assists in his career
- Business administration major

2015-16 Game-by-Game

OPPONENT	MIN	FG-A	3PT-A	FT-A	OR	DR	TR	F	A	TO	BL	S	PT
Drexel	3	0-2	0-1	0-0	0	0	0	1	0	0	0	0	0
Niagara	8	1-5	1-2	0-0	0	0	0	2	0	0	0	0	3
Buffalo	7	0-2	0-2	0-0	0	1	1	2	0	0	0	0	0
Florida	1	0-0	0-0	0-0	0	0	0	1	0	0	0	0	0
Old Dominion	5	0-0	0-0	0-0	0	1	1	0	0	0	0	0	0
Villanova	3	0-0	0-0	0-0	0	0	0	0	0	0	0	0	0
Columbia	3	0-1	0-1	0-0	0	0	0	0	0	0	0	0	0
Princeton	3	0-0	0-0	0-0	0	0	0	0	0	0	0	0	0
Temple													
Illinois State	6	1-3	1-3	0-0	0	0	0	0	0	0	0	0	3
Virginia Tech	4	0-2	0-0	1-2	0	1	1	1	0	1	0	0	1
UMES													
Richmond	3	0-0	0-0	0-0	0	0	0	0	0	0	0	0	0
VCU													
Rhode Island													
George Mason													
Fordham													
Penn													
La Salle													
Massachusetts													
Rhode Island													
St. Bonaventure													
Fordham													
George Washington													
La Salle													
Dayton													
Davidson													
Massachusetts													
Saint Louis													
St. Bonaventure													
Duquesne													

* Denotes game started



LAMARR KIMBLE

Freshman • Guard • 6-0 • 197
Philadelphia, Pa.
Neumann-Goretti

0

Overall Stats: 3.8 ppg, 1.3 rpg, 1.9 apg
A-10 Stats: 1.7 ppg, 0.7 rpg, 1.3 apg

2015-16:

- Matched season-high four assists vs. UMES
- Scored career-high 11 pts, including game-winning three-pointer in overtime, in career-high 27 minutes vs. Temple
- Posted five points and season-high three rebounds vs. Princeton
- Scored six points and dished out two assists at Columbia
- Tallied nine points vs. Florida
- Scored nine points and added season-high four assists vs. Buffalo
- Posted three points in collegiate debut vs. Drexel


High School/Personal:

- 2015 All-Catholic League First Team selection, averaging 14.5 ppg
- PA Sportswriters All-State Class AAA First Team, All-USA PA First Team, and All-Southeastern PA Third Team selection
- Helped Neumann-Goretti to second straight PIAA Class AAA title
- Team went 28-2 on the season
- Two-time *Philadelphia Daily News* All-City Team Honorable Mention
- Nickname is "Fresh"
- Communication studies major

2015-16 Game-by-Game

OPPONENT	MIN	FG-A	3PT-A	FT-A	OR	DR	TR	F	A	TO	BL	S	PT
Drexel	17	1-2	1-2	0-0	0	1	1	1	1	2	0	0	3
Niagara	19	0-4	0-2	2-4	0	2	2	2	3	3	0	1	2
Buffalo	15	3-4	1-2	2-2	0	2	2	3	4	1	0	2	9
Florida	23	2-6	1-3	4-6	0	1	1	3	0	2	0	1	9
Old Dominion	16	1-4	0-3	0-0	1	1	2	3	1	0	0	0	2
Villanova	10	0-3	0-1	0-0	0	1	1	2	2	2	0	1	0
Columbia	16	2-4	0-2	2-2	0	1	1	0	2	0	0	1	6
Princeton	20	1-4	0-1	3-4	1	2	3	1	2	1	0	0	5
Temple	27	4-10	3-4	0-0	1	1	2	2	2	3	0	2	11
Illinois State	12	0-3	0-1	0-0	0	0	0	1	1	3	0	0	0
Virginia Tech	14	0-4	0-0	1-2	0	1	1	3	3	0	0	0	1
UMES	14	1-7	0-3	2-2	1	1	2	0	4	0	0	0	4
Richmond	14	0-4	0-1	0-0	0	1	1	0	2	0	0	0	0
VCU	13	1-3	0-1	0-0	0	1	1	1	0	2	0	0	2
Rhode Island	19	1-3	1-3	0-0	0	0	0	2	2	0	0	1	3
George Mason													
Fordham													
Penn													
La Salle													
Massachusetts													
Rhode Island													
St. Bonaventure													
Fordham													
George Washington													
La Salle													
Dayton													
Davidson													
Massachusetts													
Saint Louis													
St. Bonaventure													
Duquesne													

* Denotes game started



PIERFRANCESCO OLIVA

Freshman • Forward • 6-8 • 207
Taranto, Italy
Bergen Catholic (N.J.)

24

Overall Stats: 4.9 ppg, 4.5 rpg, 2.5 apg
A-10 Stats: 5.7 ppg, 4.7 rpg, 2.3 apg

2015-16:

- Pulled down six rebounds vs. Rhode Island
- Registered eight points (3-of-5 FG) vs. UMES
- Matched season-high five assists vs. Virginia Tech
- Recorded seven points and five rebounds vs. Buffalo
- Tallied 12 points (3-of-10 FG), season-high eight rebounds, and season-high five assists in season-high 30 minutes vs. Niagara
- Posted 12 points (3-of-6 FG), four rebounds, four assists, and season-high three blocks in collegiate debut vs. Drexel

High School/Personal:

- Earned All-State Third Team honors at Bergen Catholic
- Averaged 15.9 points and 3.0 rebounds in 2015
- Team went 18-7 and captured the Bergen County Jamboree title
- Came to United States in 2014 from his hometown of Taranto, Italy
- Goes by "Checco"
- Business major

2015-16 Game-by-Game

OPPONENT	MIN	FG-A	3PT-A	FT-A	OR	DR	TR	F	A	TO	BL	S	PT
Drexel*	25	3-6	2-4	4-4	2	2	4	4	4	3	3	0	12
Niagara*	30	3-10	2-6	4-6	3	5	8	2	5	1	2	1	12
Buffalo*	22	3-6	1-4	0-0	0	5	5	3	0	1	1	0	7
Florida*	24	2-4	0-2	1-4	1	3	4	2	1	1	1	1	5
Old Dominion*	27	1-4	0-2	3-4	0	4	4	1	3	0	3	0	5
Villanova*	17	1-5	0-2	0-2	2	5	7	3	2	2	0	1	2
Columbia*	11	0-2	0-1	0-0	2	2	4	2	2	1	1	2	0
Princeton*	21	0-3	0-1	0-0	1	3	4	0	4	1	1	1	0
Temple*	21	1-3	0-1	2-2	1	3	4	3	0	0	1	0	4
Illinois State*	18	1-5	0-2	0-0	0	2	2	2	2	0	1	0	2
Virginia Tech*	15	0-3	0-1	0-0	1	2	3	1	5	0	0	0	0
UMES*	16	3-5	1-1	1-4	2	2	4	1	3	0	2	1	8
Richmond*	14	3-4	1-2	0-0	1	3	4	0	3	2	0	1	7
VCU*	13	2-3	1-1	1-1	0	4	4	2	3	2	1	3	6
Rhode Island*	14	1-5	0-2	2-3	3	3	6	2	1	1	0	0	4
George Mason													
Fordham													
Penn													
La Salle													
Massachusetts													
Rhode Island													
St. Bonaventure													
Fordham													
George Washington													
La Salle													
Dayton													
Davidson													
Massachusetts													
Saint Louis													
St. Bonaventure													
Duquesne													

* Denotes game started



CHRISTIAN VEGA

Sophomore • Guard • 6-0 • 170
Guaynabo, Puerto Rico
Colegio San Jose'

5

Overall Stats: ---
A-10 Stats: ---

2015-16:

- Joins the squad as a walk-on... Will dress for home games only

High School/Personal:

- Averaged 19.0 points and 6.0 assists as a senior
- Four-time All-Star and All-Alliance PRHSAA while averaging double figures all four seasons
- Led Colegio San Jose' to two Final Four appearances
- Father, Reinaldo, participated in two Pan American games playing water polo for Puerto Rico
- Food marketing major

2015-16 Game-by-Game

OPPONENT	MIN	FG-A	3PT-A	FT-A	OR	DR	TR	F	A	TO	BL	S	PT
Drexel													Did Not Play
Niagara													Did Not Play
Buffalo													Did Not Play
Florida													Did Not Play
Old Dominion													Did Not Play
Villanova													Did Not Play
Columbia													Did Not Play
Princeton													Did Not Play
Temple													Did Not Play
Illinois State													Did Not Play
Virginia Tech													Did Not Play
UMES													Did Not Play
Richmond													Did Not Play
VCU													Did Not Play
Rhode Island													Did Not Play
George Mason													
Fordham													
Penn													
La Salle													
Massachusetts													
Rhode Island													
St. Bonaventure													
Fordham													
George Washington													
La Salle													
Dayton													
Davidson													
Massachusetts													
Saint Louis													
St. Bonaventure													
Duquesne													

* Denotes game started



Saint Joseph's Basketball
Saint Joseph's Combined Team Statistics (as of Jan 10, 2016)
All games



RECORD:	OVERALL	HOME	AWAY	NEUTRAL
ALL GAMES	12-3	7-2	3-0	2-1
CONFERENCE	2-1	1-1	1-0	0-0
NON-CONFERENCE	10-2	6-1	2-0	2-1

#	Player	gp-gs	min	avg	Total		3-Point		F-Throw		Rebounds				pf	dq	a	to	blk	stl	pts	avg
					fg-fga	fg%	3fg-fga	3fg%	ft-fa	ft%	off	def	tot	avg								
15	MILES, Isaiah	15-15	520	34.7	91-174	.523	26-64	.406	58-65	.892	44	80	124	8.3	43	1	8	18	22	5	266	17.7
43	BEMBRY, DeAndre'	15-14	563	37.5	91-211	.431	18-64	.281	51-83	.614	19	96	115	7.7	33	0	68	33	16	23	251	16.7
02	BROWN, Aaron	15-15	400	26.7	56-122	.459	15-38	.395	21-27	.778	13	42	55	3.7	26	0	19	21	1	4	148	9.9
25	DEMERY, James	15-1	347	23.1	55-106	.519	4-19	.211	24-40	.600	18	46	64	4.3	24	0	10	13	2	7	138	9.2
01	NEWKIRK, Shavar	15-15	362	24.1	33-92	.359	11-29	.379	37-50	.740	5	28	33	2.2	12	0	42	22	2	5	114	7.6
12	NDAO, Papa	9-0	149	16.6	14-36	.389	12-28	.429	6-9	.667	4	25	29	3.2	24	1	5	9	5	5	46	5.1
24	OLIVA, Pierfrancesco	15-15	288	19.2	24-68	.353	8-32	.250	18-30	.600	19	48	67	4.5	28	0	38	15	17	11	74	4.9
00	KIMBLE, Lamarr	15-0	249	16.6	17-65	.262	7-29	.241	16-22	.727	4	16	20	1.3	24	0	29	19	0	9	57	3.8
23	LODGE, Markell	8-0	47	5.9	3-4	.750	0-0	.000	2-4	.500	6	6	12	1.5	9	1	0	2	1	0	8	1.0
32	WILLIAMS, Jai	2-0	6	3.0	1-1	1.000	0-0	.000	0-0	.000	0	2	2	1.0	2	0	0	0	0	0	2	1.0
03	BOOTH, Mike	3-0	3	1.0	0-1	.000	0-1	.000	2-2	1.000	0	0	0	0.0	1	0	0	0	0	0	2	0.7
11	CLOVER, Chris	11-0	46	4.2	2-15	.133	2-9	.222	1-2	.500	0	3	3	0.3	7	0	0	1	0	0	7	0.6
34	BAUMANN, Javon	10-0	36	3.6	1-4	.250	0-0	.000	3-6	.500	2	2	4	0.4	8	1	1	1	1	1	5	0.5
20	CASPER, Brendan	5-0	6	1.2	1-3	.333	0-1	.000	0-0	.000	1	1	2	0.4	0	0	0	1	0	0	2	0.4
21	THOMPSON, Kyle	3-0	3	1.0	0-0	.000	0-0	.000	0-0	.000	0	3	3	1.0	0	0	0	0	0	0	0	0.0
Team											30	37	67				8					
Total.....		15	3025		389-902	.431	103-314	.328	239-340	.703	165	435	600	40.0	241	4	220	163	67	70	1120	74.7
Opponents.....		15	3025		384-965	.398	113-372	.304	166-232	.716	173	397	570	38.0	308	-	182	159	44	64	1047	69.8

TEAM STATISTICS	SJU	OPP	Date	Opponent	Score	Att.
SCORING	1120	1047	11/13/15	DREXEL	w 82-81	4200
Points per game	74.7	69.8	11/15/15	NIAGARA	w 73-62	3486
Scoring margin	+4.9	-	11/18/15	BUFFALO	w 89-67	3451
FIELD GOALS-ATT	389-902	384-965	11/21/15	vs Florida	L 63-74	4507
Field goal pct	.431	.398	11/22/15	vs Old Dominion	w 66-64	3813
3 POINT FG-ATT	103-314	113-372	12/01/15	VILLANOVA	L 72-86	4200
3-point FG pct	.328	.304	12/04/15	at Columbia	w 80-78	1088
3-pt FG made per game	6.9	7.5	12/08/15	PRINCETON	w 62-50	3451
FREE THROWS-ATT	239-340	166-232	12/13/15	at Temple	wot 66-65	6194
Free throw pct	.703	.716	12/19/15	ILLINOIS STATE	w 79-65	3516
F-Throws made per game	15.9	11.1	12/22/15	vs Virginia Tech	w 79-62	0
REBOUNDS	600	570	12/29/15	MARYLAND E. SHORE	w 78-68	3721
Rebounds per game	40.0	38.0	* 01/02/16	at Richmond	w 77-73	7048
Rebounding margin	+2.0	-	* 01/05/16	VCU	L 82-85	3752
ASSISTS	220	182	* 01/10/16	RHODE ISLAND	w 72-67	4080
Assists per game	14.7	12.1				
TURNOVERS	163	159				
Turnovers per game	10.9	10.6				
Turnover margin	-0.3	-				
Assist/turnover ratio	1.3	1.1				
STEALS	70	64				
Steals per game	4.7	4.3				
BLOCKS	67	44				
Blocks per game	4.5	2.9				
ATTENDANCE	33857	22650				
Home games-Avg/Game	9-3762	3-4777				
Neutral site-Avg/Game	-	3-2773				

* - Conference game

Score by Periods	1st	2nd	OT	Totals
Saint Joseph's	530	585	5	1120
Opponents	482	561	4	1047



Saint Joseph's Basketball
Saint Joseph's Season Box Score (as of Jan 10, 2016)
Conference games



RECORD:	OVERALL	HOME	AWAY	NEUTRAL
ALL GAMES	2-1	1-1	1-0	0-0
CONFERENCE	2-1	1-1	1-0	0-0
NON-CONFERENCE	0-0	0-0	0-0	0-0

##	Player	gp-gs	min	avg	Total		3-Point		F-Throw		Rebounds				pf	dq	a	to	blk	stl	pts	avg
					fg-fga	fg%	3fg-fga	3fg%	ft-fa	ft%	off	def	tot	avg								
15	MILES, Isaiah	3-3	104	34.7	21-32	.656	6-10	.600	10-12	.833	9	19	28	9.3	8	0	2	1	1	0	58	19.3
43	BEMBRY, DeAndre'	3-3	117	39.0	20-53	.377	5-14	.357	10-22	.455	5	15	20	6.7	8	0	19	6	1	5	55	18.3
02	BROWN, Aaron	3-3	86	28.7	12-25	.480	5-7	.714	2-4	.500	1	5	6	2.0	8	0	3	5	0	1	31	10.3
25	DEMERY, James	3-0	72	24.0	11-20	.550	2-3	.667	4-7	.571	4	8	12	4.0	5	0	2	5	2	1	28	9.3
01	NEWKIRK, Shavar	3-3	75	25.0	5-16	.313	1-5	.200	15-21	.714	2	4	6	2.0	1	0	8	4	0	1	26	8.7
24	OLIVA, Pierfrancesco	3-3	41	13.7	6-12	.500	2-5	.400	3-4	.750	4	10	14	4.7	4	0	7	5	1	4	17	5.7
12	NDAO, Papa	3-0	55	18.3	4-12	.333	3-8	.375	0-0	.000	1	12	13	4.3	8	0	3	2	2	0	11	3.7
00	KIMBLE, Lamarr	3-0	46	15.3	2-10	.200	1-5	.200	0-0	.000	0	2	2	0.7	3	0	4	2	0	1	5	1.7
11	CLOVER, Chris	1-0	3	3.0	0-0	.000	0-0	.000	0-0	.000	0	0	0	0.0	0	0	0	0	0	0	0	0.0
34	BAUMANN, Javon	2-0	1	0.5	0-0	.000	0-0	.000	0-0	.000	0	0	0	0.0	1	0	0	0	0	0	0	0.0
Team											7	12	19					2				
Total.....		3	600		81-180	.450	25-57	.439	44-70	.629	33	87	120	40.0	46	0	48	32	7	13	231	77.0
Opponents.....		3	600		84-186	.452	25-75	.333	32-46	.696	25	80	105	35.0	65	-	41	34	9	10	225	75.0

Score by Periods	1st	2nd	Totals
Saint Joseph's	105	126	231
Opponents	113	112	225



Saint Joseph's Basketball
Saint Joseph's Points-Rebounds-Assists (as of Jan 10, 2016)
All games



Opponent	Date	Score		00 KIMBLE,LAM	01 NEWKIRK,SH	02 BROWN,AARO	03 BOOTH,MIKE	11 CLOVER,CHR	12 NDAO,PAPA	15 MILES,ISAI
DREXEL	11/13/15	82-81	w	3-1-1	6-3-4	15-5-0	DNP	0-0-0	DNP	13-10-1
NIAGARA	11/15/15	73-62	w	2-2-3	6-4-2	14-4-0	DNP	3-0-0	DNP	14-4-1
BUFFALO	11/18/15	89-67	w	9-2-4	12-2-2	9-3-2	0-0-0	0-1-0	DNP	24-14-0
vs Florida	11/21/15	63-74	L	9-1-0	5-3-0	1-2-1	DNP	0-0-0	DNP	16-3-0
vs Old Dominion	11/22/15	66-64	w	2-2-1	10-1-2	8-5-0	DNP	0-1-0	DNP	18-6-0
VILLANOVA	12/01/15	72-86	L	0-1-2	13-3-9	11-1-1	DNP	0-0-0	DNP	14-5-1
at Columbia	12/04/15	80-78	w	6-1-2	4-1-5	26-5-0	DNP	0-0-0	9-0-0	15-7-3
PRINCETON	12/08/15	62-50	w	5-3-2	0-1-0	0-7-2	DNP	0-0-0	5-4-0	13-8-0
at Temple	12/13/15	66-65	w	11-2-2	5-1-0	11-9-2	DNP	DNP	6-4-1	12-15-0
ILLINOIS STATE	12/19/15	79-65	w	0-0-1	13-4-6	11-3-3	0-0-0	3-0-0	6-2-0	16-3-0
vs Virginia Tech	12/22/15	79-62	w	1-1-3	8-1-2	3-0-2	2-0-0	1-1-0	0-1-0	36-15-0
MARYLAND E. SHORE	12/29/15	78-68	w	4-2-4	6-3-2	8-5-3	DNP	DNP	9-5-1	17-6-0
at Richmond	01/02/16	77-73	w	0-1-2	10-0-4	6-2-1	DNP	0-0-0	11-8-0	17-16-1
VCU	01/05/16	82-85	L	2-1-0	9-2-3	6-3-1	DNP	DNP	0-4-1	31-9-1
RHODE ISLAND	01/10/16	72-67	w	3-0-2	7-4-1	19-1-1	DNP	DNP	0-1-2	10-3-0

Opponent	Date	Score		20 CASPER,BRE	21 THOMPSON,K	23 LODGE,MARK	24 OLIVA,PIER	25 DEMERY,JAM	32 WILLIAMS,J	34 BAUMANN,JA
DREXEL	11/13/15	82-81	w	0-0-0	DNP	0-0-0	12-4-4	7-5-0	2-1-0	1-0-0
NIAGARA	11/15/15	73-62	w	0-0-0	DNP	4-6-0	12-8-5	6-3-0	DNP	0-0-0
BUFFALO	11/18/15	89-67	w	2-1-0	0-0-0	2-2-0	7-5-0	13-6-0	DNP	1-2-0
vs Florida	11/21/15	63-74	L	DNP	DNP	0-1-0	5-4-1	17-6-2	DNP	0-0-0
vs Old Dominion	11/22/15	66-64	w	DNP	DNP	2-1-0	5-4-3	6-1-0	DNP	0-0-0
VILLANOVA	12/01/15	72-86	L	DNP	DNP	0-1-0	2-7-2	13-5-1	DNP	2-0-0
at Columbia	12/04/15	80-78	w	DNP	DNP	0-0-0	0-4-2	8-5-1	DNP	DNP
PRINCETON	12/08/15	62-50	w	DNP	DNP	DNP	0-4-4	12-4-0	DNP	DNP
at Temple	12/13/15	66-65	w	DNP	DNP	DNP	4-4-0	0-2-1	DNP	DNP
ILLINOIS STATE	12/19/15	79-65	w	0-1-0	0-2-0	0-1-0	2-2-2	12-2-2	DNP	0-0-0
vs Virginia Tech	12/22/15	79-62	w	0-0-0	0-1-0	DNP	0-3-5	5-7-0	0-1-0	1-2-1
MARYLAND E. SHORE	12/29/15	78-68	w	DNP	DNP	DNP	8-4-3	11-6-1	DNP	DNP
at Richmond	01/02/16	77-73	w	DNP	DNP	DNP	7-4-3	10-1-0	DNP	0-0-0
VCU	01/05/16	82-85	L	DNP	DNP	DNP	6-4-3	11-7-1	DNP	DNP
RHODE ISLAND	01/10/16	72-67	w	DNP	DNP	DNP	4-6-1	7-4-1	DNP	0-0-0



Saint Joseph's Basketball
Saint Joseph's Points-Rebounds-Assists (as of Jan 10, 2016)
All games



43				
Opponent	Date	Score	BEMBRY,DEA	
DREXEL	11/13/15	82-81	W	23-3-2
NIAGARA	11/15/15	73-62	W	12-6-7
BUFFALO	11/18/15	89-67	W	10-5-5
vs Florida	11/21/15	63-74	L	10-8-5
vs Old Dominion	11/22/15	66-64	W	15-10-3
VILLANOVA	12/01/15	72-86	L	17-6-2
at Columbia	12/04/15	80-78	W	12-9-8
PRINCETON	12/08/15	62-50	W	27-10-3
at Temple	12/13/15	66-65	W	17-13-3
ILLINOIS STATE	12/19/15	79-65	W	16-9-7
vs Virginia Tech	12/22/15	79-62	W	22-7-2
MARYLAND E. SHORE	12/29/15	78-68	W	15-9-2
at Richmond	01/02/16	77-73	W	16-6-6
VCU	01/05/16	82-85	L	17-7-8
RHODE ISLAND	01/10/16	72-67	W	22-7-5



Saint Joseph's Basketball
Saint Joseph's Team Game-by-Game (as of Jan 10, 2016)
All games



TEAM STATISTICS

				Total		3-Pointers		Free throws		Rebounds											
Opponent	Date	Score		fg-fga	pct	3fg-fga	pct	ft-fla	pct	off	def	tot	avg	pf	a	t/o	blk	stl	pts	avg	
DREXEL	11/13/15	82-81	W	25-53	.472	4-18	.222	28-39	.718	12	24	36	36.0	23	12	16	6	5	82	82.0	
NIAGARA	11/15/15	73-62	W	26-59	.441	6-18	.333	15-21	.714	7	33	40	38.0	20	18	12	7	5	73	77.5	
BUFFALO	11/18/15	89-67	W	31-66	.470	6-24	.250	21-27	.778	10	36	46	40.7	16	13	6	5	4	89	81.3	
vs Florida	11/21/15	63-74	L	22-55	.400	3-18	.167	16-27	.593	8	27	35	39.2	21	9	14	4	3	63	76.8	
vs Old Dominion	11/22/15	66-64	W	22-50	.440	3-15	.200	19-27	.704	10	25	35	38.4	16	9	9	10	3	66	74.6	
VILLANOVA	12/01/15	72-86	L	29-64	.453	6-18	.333	8-14	.571	12	21	33	37.5	15	18	7	0	4	72	74.2	
at Columbia	12/04/15	80-78	W	30-65	.462	9-27	.333	11-12	.917	12	24	36	37.3	13	21	8	7	5	80	75.0	
PRINCETON	12/08/15	62-50	W	22-57	.386	3-16	.188	15-20	.750	7	36	43	38.0	12	11	12	5	5	62	73.4	
at Temple	12/13/15	66-65	Wot	23-68	.338	6-23	.261	14-20	.700	11	41	52	39.6	18	9	10	5	4	66	72.6	
ILLINOIS STATE	12/19/15	79-65	W	27-58	.466	15-33	.455	10-11	.909	8	25	33	38.9	12	21	13	3	3	79	73.2	
vs Virginia Tech	12/22/15	79-62	W	26-66	.394	8-21	.381	19-25	.760	19	29	48	39.7	17	15	13	4	9	79	73.7	
MARYLAND E. SHORE	12/29/15	78-68	W	25-61	.410	9-26	.346	19-27	.704	16	27	43	40.0	12	16	11	4	7	78	74.1	
at Richmond	01/02/16	77-73	W	27-60	.450	11-21	.524	12-18	.667	11	29	40	40.0	15	17	10	1	3	77	74.3	
VCU	01/05/16	82-85	L	29-63	.460	7-19	.368	17-29	.586	11	35	46	40.4	14	18	13	3	5	82	74.9	
RHODE ISLAND	01/10/16	72-67	W	25-57	.439	7-17	.412	15-23	.652	11	23	34	40.0	17	13	9	3	5	72	74.7	
Saint Joseph's		1120		389-902	.431	103-314	.328	239-340	.703	165	435	600	40.0	241	220	163	67	70	1120	74.7	
Opponents		1047		384-965	.398	113-372	.304	166-232	.716	173	397	570	38.0	308	182	159	44	64	1047	69.8	

Games played: 15
Points/game: 74.7
FG Pct: 43.1
3FG Pct: 32.8
FT Pct: 70.3

Rebounds/game: 40.0
Assists/game: 14.7
Turnovers/game: 10.9
Assist/turnover ratio: 1.3
Steals/game: 4.7
Blocks/game: 4.5