

2014-15 SCHEDULE

Record: 12-15 Overall; 6-9 A-10; 1-3 Big 5

NOVEMBER		EST
Fri., 14	FAIRLEIGH DICKINSON	L 57-58
Mon., 17	at Drexel	W 52-49
Wed., 19	at #13/11 Gonzaga + (ESPNU)	L 42-94
Sat., 22	VERMONT	W 68-60
Tue., 25	LIU BROOKLYN +	W 74-70 ot
Thu., 27	vs. W. Kentucky ++ (ESPNU)	L 59-62
DECEMBER		
Wed., 3	TEMPLE ^ (CBSSN)	W 58-56
Sat., 6	at #10/9 Villanova^ (FoxSports 1)	L 46-74
Tue., 9	LOYOLA MD. (Campus Insiders)	W 68-42
Sat., 20	at Marist	W 75-58
Mon., 29	at Denver	L 73-77 ot
JANUARY		
Sat., 3	GEORGE WASHINGTON (CBSSN)	L 60-64
Wed., 7	at Duquesne	L 68-71
Sat., 10	at #20/21 VCU (CBSSN)	L 74-89
Wed., 14	FORDHAM	W 66-55
Sun., 18	at St. Bonaventure (NBCSN)	L 70-61
Wed., 21	MASSACHUSETTS (CBSSN)	W 62-56
Sat., 24	PENN (Palestra) ^	L 52-56
Tue., 27	at La Salle ^ (TCN)	L 48-53
Sat., 31	DAVIDSON (NBCSN)	W 75-70
FEBRUARY		
Tue., 3	at Saint Louis (CBSSN)	L 61-68 ot
Sat., 7	GEORGE MASON (MASN)	W 58-54
Wed., 11	RHODE ISLAND	W 65-64
Sun., 15	at Fordham (NBCSN)	L 55-69
Thu., 19	at Dayton (ESPNU)	L 64-68
Sat., 21	ST. BONAVENTURE (TCN)	L 60-70 ot
Wed., 25	at Massachusetts (TCN)	W 82-71
Sat., 28	RICHMOND (CSN)	7:00 p.m.
MARCH		
Wed., 4	LA SALLE (CBSSN)	7:00 p.m.
Sat., 7	at Rhode Island (OSN)	2:00 p.m.
Wed., 11-	Atlantic 10 Championship	
Sun., 15	(Barclays Center, Brooklyn, N.Y.)	

Home games in CAPS at Hagan Arena unless noted
All times Eastern

+ NIT Season Tip-Off

++ NIT Season Tip-Off at Madison Square Garden

^ Big 5 game

#--/-- denotes AP/USA Today rankings

MEDIA INFORMATION

Basketball SID: Marie Wozniak
Office Phone: 610-660-1727
Cell Phone: 610-999-3634
Email: mwozniak@sju.edu
Fax: 610-660-1724
Press Row Phone: 610-660-2599

www.SJUHawks.com

@SJUHawks

@SJUHawks_MBB

SAINT JOSEPH'S HAWKS (12-15; 6-9 A-10)

VS.

RICHMOND SPIDERS (16-12; 9-6 A-10)

Game #28 • February 28, 2015 • 7 p.m. • CSN/SNY/CSNMA

Hagan Arena • Philadelphia, Pa.

GAME DAY

ARENA	Hagan Arena (4,200)
TV	CSN/SNY/CSNMA - Ed Cohen, John Griffin
VIDEO STREAMING	A-10 Digital Network
AUDIO STREAMING	SJUHawks.com - Matt Martucci
RADIO	None
SERIES RECORD	Saint Joseph's leads 15-7
HAWKS' NEXT GAME	March 4 vs. La Salle, 7 p.m., CBSSN

GAME STORIES

- **DeAndre' Bembry** scored a career-high 33 points, to go along with 14 rebounds, to lead Saint Joseph's over Massachusetts, 82-71, to snap the Hawks' eight-game road losing streak. **Isaiah Miles** scored 15 points, **Chris Wilson** added 13 and **Aaron Brown** had 11.
- **DeAndre' Bembry** leads the Atlantic 10 in scoring in both overall games with 18.4 ppg and in conference games with 20.2 per game. He ranks among the top 15 in the A-10 in 10 of 13 categories, both for overall games and conference contests.
- Atlantic 10 Player of the Year candidate **DeAndre' Bembry** ranks third in the nation in minutes played, averaging 38.6 per game and 39.0 in conference games.
- A win tonight would give **Phil Martelli** 375 career victories. He holds the record for victories at Saint Joseph's and owns a 184-135 record in Atlantic 10 play, which is the most conference wins for any active coach.
- SJU plays its final home game of the year against city rival La Salle Wednesday on "Senior Night". **Chris Wilson** and **Evan Maschmeyer** will be honored prior to the game.

HAWKS' PERSONNEL

2014-15 Stats

PROBABLE STARTERS	PPG	RPG	APG	MPG	Notes
F- #43 DeAndre' Bembry	18.4	7.5	3.3	38.6	Career-high 33 pts, plus 14 rebs at UMass
F- #15 Isaiah Miles	10.9	5.0	0.9	31.6	Career-best 5-of-9 threes at Dayton
F- #34 Javon Baumann	3.8	3.7	0.6	19.1	Team leader in blocks with 35
G- #25 James Demery	6.2	3.5	1.0	23.6	Tallied 11 pts vs. Rhode Island
G- #24 Chris Wilson	7.7	4.3	2.8	32.9	Scored 20 pts vs. St. Bonaventure

OFF THE BENCH

G- #2 Aaron Brown	9.7	3.9	1.2	24.7	Scored 11 points in UMass win
G- #1 Shavar Newkirk	3.3	1.7	2.4	20.4	Has played in all 27 games off the bench
F- #20 Brendan Casper	1.4	1.5	0.2	5.0	Career-high 9 pts, 9 rebounds at Villanova
G- #0 Evan Maschmeyer	0.7	0.3	0.4	5.9	Has played in 19 games
F- #40 Jai Williams	1.0	1.1	0.2	6.5	Career-high 8 pts vs. George Mason
F- #5 Obi Romeo	1.0	2.0	0.2	6.5	Has five blocks in 4 games
G- #21 Kyle Thompson	0.8	0.5	0.2	2.0	Walk-on who has seen action in 4 games
G- #3 Mike Booth	0.0	0.5	0.0	2.0	Walk-on who has seen action in 4 games

HAWKS' ROSTER

NO.	NAME	CL	POS	HT	WT	HOMETOWN	HIGH SCHOOL
0	Evan Maschmeyer	Sr.	G	6-3	200	Jeffersonville, Ind.	Jeffersonville
1	Shavar Newkirk	Fr.	G	5-11	170	Bronx, N.Y.	Cardinal Hayes
2	Aaron Brown	Jr.	G	6-5	225	Upper Darby, Pa.	Penn Wood
3	Mike Booth	Fr.	G	6-3	193	Thornton, Pa.	Bishop Shanahan
5	Obi Romeo	Fr.	F	6-10	230	Lewisburg, W.Va.	Greenbrier East
15	Isaiah Miles	Jr.	F	6-7	225	Baltimore, Md.	Milford Mill
20	Brendan Casper	So.	F	6-6	215	Audubon, Pa.	Methacton
21	Kyle Thompson	Fr.	G	6-2	191	Mt. Laurel, N.J.	St. Joseph's Prep
24	Chris Wilson	Sr.	G	6-3	208	Fayetteville, N.C.	Terry Sanford
25	James Demery	Fr.	F	6-6	186	Williamston, N.C.	Northside Christian Academy
34	Javon Baumann	R-So.	F	6-8	260	Solms-Oberbiel, Germany	Theodor-Heus
40	Jai Williams	R-Fr.	F	6-9	257	Philadelphia, Pa.	Phila. Electrical Tech. Charter
43	DeAndre' Bembry	So.	F	6-6	210	Charlotte, N.C.	The Patrick School (N.J.)

Sitting out season:

12	Papa Ndao	Sr.	F	6-8	220	Dakar, Senegal	Montverde Academy (Fla.)
23	Markell Lodge	Fr.	F	6-7	203	Washington, N.C.	Pace Academy
33	Skylar Scrivano	Jr.	F	6-10	225	Doylestown, Pa.	Central Bucks East

Head Coach: Phil Martelli (Widener '76) - 20th year

Assistant Coaches: Mark Bass (Saint Joseph's '95) - 16th year; David Duda (Spring Garden '88) - 9th year;

Geoff Arnold (Saint Joseph's '86) - 7th year

Director of Basketball Operations: Rob Sullivan (Saint Joseph's '06)

Student Assistant: Kyle Molock

Athletic Trainer: Bill Lukasiewicz (Springfield '88)

Co-Captains: DeAndre' Bembry, Chris Wilson

PRONUNCIATION GUIDE

Javon Baumannja-VON BOW (like now)-min
 (James) Demerydem-ERR-ree
 Markell (Lodge)mar-KELL
 (Evan) Maschmeyermash-MY-err
 (Papa) Ndaonow
 Shavar (Newkirk)shuh-VAR
 Obi (Romeo)OH-bee
 Jai (Williams)Ji (rhymes with "eye")

(Bill) LukasiewiczLu-KAZ-uh-WITZ



BROADCAST SCHEDULE

Date	Opponent	EST	TV	Radio	Digital
Nov. 14	FAIRLEIGH DICKINSON	7:00 p.m.		610 AM	A10N
Nov. 17	at Drexel	7:00 p.m.		610 AM	
Nov. 19	at Gonzaga +	11:00 p.m.	ESPNU	610 AM	WatchESPN
Nov. 22	VERMONT	7:00 p.m.		610 AM	A10N
Nov. 25	LIU +	7:00 p.m.		610 AM	A10N
Nov. 27	vs. Western Kentucky ++	6:00 p.m.			WatchESPN
Dec. 3	TEMPLE #	6:30 p.m.	CBSSN	610 AM	
Dec. 6	at Villanova #	1:00 p.m.	FS1	610 AM	FoxSportsGo
Dec. 9	LOYOLA-MD.	7:00 p.m.		610 AM	CI
Dec. 20	at Marist	7:00 p.m.		1210 AM	A10N
Dec. 29	at Denver	9:00 p.m.	ROOT	610 AM	
Jan. 3	GEORGE WASHINGTON	2:00 p.m.	CBSSN	990 AM	
Jan. 7	at Duquesne	7:00 p.m.		990 AM	A10N
Jan. 10	at VCU (CBSSN)	2:00 p.m.	CBSSN	560 AM	
Jan. 14	FORDHAM	7:00 p.m.			A10N
Jan. 18	at St. Bonaventure	2:30 p.m.	NBCSN	990 AM	LiveExtra
Jan. 21	MASSACHUSETTS	7:00 p.m.	CBSSN		
Jan. 24	PENN (Palestra) #	7:00 p.m.		560 AM	A10N
Jan. 27	at La Salle #	7:00 p.m.	TCN		A10N
Jan. 31	DAVIDSON	12:00 p.m.	NBCSN	560 AM	LiveExtra
Feb. 3	at Saint Louis	7:30 p.m.	CBSSN	990 AM	
Feb. 7	GEORGE MASON	4:00 p.m.	MASN	560 AM	A10N
Feb. 11	RHODE ISLAND	7:00 p.m.			A10N
Feb. 15	at Fordham	2:30 p.m.	NBCSN	990 AM	LiveExtra
Feb. 19	at Dayton	6:00 p.m.	ESPNU	990 AM	WatchESPN
Feb. 21	ST. BONAVENTURE	7:00 p.m.	TCN	560 AM	A10N
Feb. 25	at Massachusetts	7:00 p.m.	TCN	990 AM	A10N
Feb. 28	RICHMOND	7:00 p.m.	CSN		A10N
March 4	LA SALLE	7:00 p.m.	CBSSN		
March 7	at Rhode Island	2:00 p.m.	OSN	560 AM	OSN
March 11	Atlantic 10 Championship				
March 15	(Barclays Center, Brooklyn, N.Y.)				

CBSSN= CBS Sports Network; NBCSN= NBC Sports Network; SNY= SportsNet NY;
 TCN= The Comcast Network; CSN= Comcast SportsNet; CSN+ Comcast SportsNet
 and Comcast SportsNet Mid-Atlantic; MASN= Mid-Atlantic Sports Network;
 OSN= Ocean State Networks; CI= Campus Insiders

A10N= Atlantic 10 Digital Network

Streaming audio for all games on SJUHawks.com

SERIES HISTORY

SAINT JOSEPH'S vs. RICHMOND

All-Time Series: SJU 15-7

SJU Streak: 1 loss

First Meeting: 2/13/54, SJU 71-59

Last Meeting: 1/15/14, UR 77-62

Last SJU Win: 2/13/13, 61-55

Last UR Win: 1/15/14, 77-62

Coach Martelli vs. Richmond: 10-7

Last 5 Games

1/15/14	L	62-77	A
2/13/13	W	61-55	H
2/22/12	L	49-52	H
2/1/12	W	70-60	A
3/2/11	L	54-69	H

The teams are 2-2 in the last four meetings... The Hawks are 1-3 against Richmond in the last four games played in Hagan Arena... Richmond owned a three-game winning streak vs. Saint Joseph's from 2009-10 to 2010-11... Richmond won the only meeting last season between the teams at the Robins Center.

STATISTICAL COMPARISON

	Saint Joseph's	Richmond
Overall Record	12-15	16-12
Conference Record	6-9	9-6
Home Record	9-4	13-3
Away Record	3-10	2-9
Neutral Record	0-1	1-0
Points per Game	62.3	65.7
Opponent Points per Game	64.7	60.9
Field Goal Pct.	.409	.456
Opponent Field Goal Pct.	.427	.423
3-Pt. Field Goals Made per Game	5.5	6.9
3-Pt. Field Goal Pct.	.305	.346
Opponent 3-Pt. Field Goal Pct.	.360	.314
Free Throws Made per Game	12.0	11.8
Free Throw Pct.	.622	.699
Rebounds per Game	35.1	29.1
Opponent Rebounds per Game	35.1	34.4
Assists per Game	12.9	13.4
Turnovers per Game	13.4	10.0
Opponent Turnovers per Game	12.6	13.4
Blocks per Game	4.7	3.1



PHIL MARTELLI

Head Coach

The 2014-15 season marks the 20th for **Phil Martelli** as head coach at Saint Joseph's. During his time with the Hawks he has built a program that is consistently one of the top in the conference, a perennial post-season participant and a key player on the national scene, while earning his place among the top coaches in the school's storied history and becoming one of the more respected coaches in the game. The 2014-15 season will be his 30th year overall at SJU, which includes 10 seasons as an assistant coach.

Martelli is the Hawks' all-time leader in career victories with a mark of 374-262. He set the record with the victory over Morgan State on December 28, 2011, breaking the mark held by Bill Ferguson (309). Setting the school record for wins in a season (30) in 2004, Martelli has guided SJU to 20 or more victories eight times in the past 19 seasons, which is the most for any Hawks' coach. He is 184-135 in Atlantic 10 play, which is the most conference wins for any active coach.

He has also served the game of basketball as a Past President of the NABC's Board of Directors as well as a member of the NCAA Division I Men's Basketball Ethics Coalition.

In 2013-14, Martelli and his veteran team turned in one of the more memorable seasons in school history, adding another A-10 Championship to his résumé. The Hawks, led by seniors Langston Galloway, Halil Kanacevic and Ronald Roberts, Jr., won 20 of 26 games from mid-December and captured the school's third conference title and its first since 1997. SJU went 24-10 and reached the NCAA Tournament for the sixth time under Martelli, falling to eventual national champion Connecticut.

The 2012-13 season saw an experienced Saint Joseph's squad reach the Atlantic 10 Quarterfinals and earn a second consecutive NIT bid, for the 11th postseason berth in Martelli's career.

In 2011-12, Martelli and the Hawks became one of nine teams in the nation to win 20 games after

losing 20 the previous season, and also returned to the postseason with an NIT bid. SJU boasted a young and exciting squad and five different players received Atlantic 10 honors, the most ever for the Hawks. SJU also scored two wins over Top 25 teams (Creighton and Temple) and Martelli became SJU's all-time leader in victories.

In 2010-11, Martelli guided the youngest squad in his career, which included three freshman starters. The Hawks made an exciting late-season run, earning a berth in the A-10 Tournament with a win in the final regular-season game, and won two games in the tourney to reach the semifinals.

Martelli faced a challenge in 2009-10 with a young and inexperienced squad that went 11-20, coming off a 2008-09 season that saw the Hawks go 17-15 for his ninth consecutive winning season. Among the highlights of '08-09 was Ahmad Nivins becoming the third Hawk in six years to garner the Atlantic 10's Player of the Year Award. Nivins was also chosen by the Dallas Mavericks in the 2009 NBA Draft, becoming the third player coached by Martelli to be drafted.

The 2007-08 Hawks reached the Atlantic 10 Championship game for the third time in four years and earned the program's 19th bid to the NCAA Tournament, and Martelli's fifth. The 11th-seeded Hawks fell to sixth-seeded Oklahoma in the NCAA First Round, while ending the year at 21-13.

Martelli has been at his best when it counts the most as his 17 postseason wins (6 NCAA, 11 NIT) are the most in school history, ahead of Ramsay's 12. Martelli ranks first among Hawk coaches with a .608 postseason winning percentage (17-12) and has taken SJU to the postseason in 10 of the last 14 years, and 12 times in his 19 seasons at SJU.

Martelli turned in another top-notch coaching performance in 2005-06, as the Hawks went from a 10-12 record to win eight consecutive games to reach the Atlantic 10 championship game for the second year in a row. SJU earned its sixth consecutive postseason bid in the NIT.

In 2004-05, Martelli turned in perhaps a more remarkable coaching job than in 2003-04 when he was the consensus National Coach of the Year. Faced with the loss of two NBA first-round draft picks, Martelli guided SJU to 21 wins in the calendar year of 2005 to post a 24-12 record. Saint Joseph's posted the conference's best record (14-2), won its fifth straight regular-season title to tie the league record, earned the A-10's top seed and reached the title game. He was named the Atlantic 10 Coach of the Year for the second straight season and the fourth time in his career.

THE MARTELLI FILE

Career Record: 374-262 (20 years)
Atlantic 10 Record: 184-135
Postseason Record: 17-12 (overall); 6-6 (NCAA Tournament)

Birthdate: August 31, 1954

Hometown: Media, Pa.

Education: Widener University, 1976

Playing Career: Widener University, 1972-76

College Coaching Career: Head Coach, Saint Joseph's University, July 20, 1995 to present; Assistant Coach, Saint Joseph's, 1985-86 to 1994-95.

Family: Wife, Judy; children - Phil, Jr., Jimmy, Elizabeth; grandchildren Philip Stephen, Marra, Avery, Brynley, and Madalyn.

Honors: 2004 Consensus National Coach of the Year; Atlantic 10 Coach of the Year (2005, 2004, 2001, 1997); USBWA District Coach of the Year (2004, 1997); Philadelphia Big 5 Coach of the Year (2004, 1997, 1996); Honorary Doctorates - Widener University 2004, Cabrini College 2006, Immaculata University 2010.

SJU made an exciting six-game run in the NIT, falling on a last-second shot in the championship game.

In 2003-04, Martelli guided a focused and unselfish squad that became the most compelling story in college basketball. The Hawks went undefeated in the regular season, reached the pinnacle as the top-ranked team in the nation and earned the school's first-ever number-one seed in the NCAA Tournament, while advancing to the Elite Eight. Jameer Nelson was the consensus National Player of the Year and with teammate Delonte West, were both first-round selections in the NBA Draft. SJU opened the season ranked 12th in the polls and moved up throughout the year, taking the top spot on March 8, 2004, for the first time ever, while finishing fifth in the polls, for SJU's highest final ranking since 1966.

Martelli joined with Nelson to sweep the national coach and player awards, marking one of the few times in history that the top player and coach were from the same school. He was also the Atlantic 10 Coach of the Year for the third time and a repeat winner of the Big 5 Coach of the Year award.

A 1976 graduate of Widener, Martelli began his career on Hawk Hill with SJU's 1985-86 NCAA Tournament team. After 10 years as an assistant at Saint Joseph's, Martelli was named the 14th coach in school history on July 20, 1995, and just the third non-alumnus to guide SJU.

Martelli burst onto the scene in his first season (1995-96) and took the squad to the NIT championship game. He followed that in 1996-97 with the Atlantic 10 regular season and tournament titles, along with a berth in the NCAA Sweet 16.

Prior to his arrival at SJU, Martelli spent seven years as head basketball coach at Bishop Kenrick High School and had a stint as assistant coach at Widener, helping guide the Pioneers to the 1978 NCAA Division III Final Four.

As a point guard at Widener, he was part of the NCAA Tournament teams in 1975 and 1976, and set the school's single season and career assist marks.

Martelli and his wife, Judy, a former basketball player with the national champion Immaculata College teams in the 1970s, have three children - Phil, Jr., Jimmy and Elizabeth. Phil, Jr. is an assistant basketball coach at the University of Delaware while he and Elizabeth are both Saint Joseph's graduates. The Martelli's have five young grandchildren - Philip Stephen, Marra, Avery, Brynley, and Madalyn.

MARTELLI YEAR-BY-YEAR (20 seasons)

YEAR	OVERALL			ATLANTIC 10			POSTSEASON
	W	L	PCT	W	L	PCT	
1995-96	19	13	.594	9	7	.562	NIT Runner-up
1996-97	26	7	.788	13	3	.812 *	NCAA Sweet 16
1997-98	11	17	.393	3	13	.187	
1998-99	12	18	.400	5	11	.312	
1999-00	13	16	.448	7	9	.437	
2000-01	26	7	.788	14	2	.875	NCAA 2nd Round
2001-02	19	12	.613	12	4	.750	NIT 2nd Round
2002-03	23	7	.767	12	4	.750	NCAA 1st Round
2003-04	30	2	.937	16	0	1.000	NCAA Elite Eight
2004-05	24	12	.667	14	2	.875	NIT Runner-up
2005-06	19	14	.575	9	7	.562	NIT 2nd Round
2006-07	18	14	.562	9	7	.562	
2007-08	21	13	.617	9	7	.562	NCAA 1st Round
2008-09	17	15	.530	9	7	.562	
2009-10	11	20	.343	5	11	.312	
2010-11	11	22	.333	4	12	.250	
2011-12	20	14	.589	9	7	.562	NIT 1st Round
2012-13	18	14	.562	8	8	.500	NIT 1st Round
2013-14	24	10	.705	11	5	.687 *	NCAA 2nd Round
2014-15	12	15	.444	6	9	.400	
Totals	374	262	.588	184	135	.576	6 NCAA, 6 NIT

* Atlantic 10 Champion

LAST TIME OUT: DeAndre' Bemby scored a career-high 33 points, while grabbing 14 rebounds to lead Saint Joseph's to an 82-71 win over Massachusetts at the Mullins Center. Bemby shot 10-for-18 from the field, with 3-of-4 three-pointers and a career-best 10-for-11 from the foul line. Isaiah Miles scored 15 points for the Hawks, while Chris Wilson added 13 and Aaron Brown scored 11. The win was SJU's first road win in conference play, snapping an eight-game road losing streak which began on December 29. Leading 36-35 at halftime, Saint Joseph's opened the second half with a 15-6 run, with eight points from Bemby and threes by Miles and Wilson, to take its biggest lead of the game 51-41 with 13:46 to play. The Hawks held UMass without a point for close to four minutes, with the Minutemen breaking that streak at 13:05 and cutting the SJU lead to 51-43. A 14-5 run by UMass cut the deficit 56-55, but Brown gave the Hawks a 59-55 cushion with a three-point play at 9:12. Bemby followed with a layup to push SJU's lead back up to 61-55. At 4:42, UMass got back within three, 69-66, but Miles answered with a baseline jumper to restore the five-point margin. After a UMass basket, Brown converted a tip-in with under four to go to push the edge to seven at 73-66. The Minutemen would close to within five with 1:24 to go, but would get no closer as a Bemby dunk with 55.5 remaining put a stamp in the victory. After Saint Joseph's took the lead at the start of the game, the teams traded leads and ties throughout the first half. UMass led by as many as seven points, while the Hawks held a four-point edge. Brown hit one free throw with :03 left to give the Hawks a 36-35 lead at halftime. Bemby, who shot 6-for-7 from the foul line in the first half, had 13 points and nine rebounds by halftime.

BEMBRY'S BEST: A-10 Player of the Year candidate DeAndre' Bemby poured in a career-high 33 points and grabbed 14 rebounds in Saint Joseph's win at UMass, 82-71, which snapped the Hawks' eight-game road losing streak. Bemby shot 10-for-18 from the field, 3-for-4 from three-point range, and made a career-best 10-for-11 from the foul line. He also added four assists, a block and a steal, while notching his fifth double-double of the season. His point total was the highest for a Hawk since Langston Galloway had 31 points against Dayton in the 2014 A-10 Quarterfinals.

BOUNCING BACK: DeAndre' Bemby rebounded in a big way from a disappointing finish in the overtime loss to St. Bonaventure, where he missed the front end of a one-and-one twice in the last 10 seconds of regulation. At UMass, Bemby went a career-best 10-for-11 from the foul line en route to a career-high 33 points in the Hawks' 82-71 win. Prior to the UMass game, Bemby was shooting 60.2 percent from the line on the season.

QUICK WORK: One thing that's even more impressive about DeAndre' Bemby's 33-point effort at UMass is that he didn't score his first field goal until there was 10:02 left in the first half. By that time, he did have three points on free throws, so he scored 30 points in 30 minutes.

CONFERENCE CALL: Atlantic 10 Player of the Year candidate DeAndre' Bemby ranks among the top 15 in the A-10 in 10 of 13 categories for both overall games and conference games only. He leads the league in scoring in both overall (18.4) and conference games (20.2) and tops the A-10 in minutes played.

SENIOR LEADERSHIP: Chris Wilson has been bothered by tendonitis in his right ankle since the Fordham game (Feb. 15) and wasn't even sure if he would play at UMass until he went through pre-game warmups. But the senior was in the starting lineup and turned in a solid performance, making 3-of-5 three-pointers, to score 13 points for his second consecutive double-figure game. He also had a career-high four steals in the win.

FEAR THE 'FRO IN FEBRUARY: During the month of February, DeAndre' Bemby is averaging 20.1 points, 8.9 rebounds, 4.0 assists and 1.9 steals per game. He's shooting 45.0 percent from the field and 35.5 percent from three-point range.

THREE FOR ALL: Despite being a sub-30 percent shooting team for the whole season, Saint Joseph's has connected on 24-for-55 (43.6 percent) from behind the arc in the past three games. SJU shot a season-best 9-for-13 (69.2 percent) at UMass.

LEADER OF THE PACK: DeAndre' Bemby leads the Hawks in scoring (18.4), rebounding (7.5) and assists (3.3), as well as steals (2.0) and minutes played (38.6). He has scored double figures in 24 consecutive games and has posted five double-doubles. Bemby achieved a new career-high with 33 points at Massachusetts, with a personal best 10-for-11 from the foul line. That eclipsed his previous career-high of 27 points at St. Bonaventure (Jan. 18), which included a career-best six three-pointers. He had one of his finest games in the win over Davidson with 20 points, 17 rebounds, and seven assists, with just one turnover in 39 minutes.

CARRYING THE LOAD: DeAndre' Bemby has taken 400 field goal attempts, which is 135 more than the closest teammate (Isaiah Miles), and is an average of 14.8 per game. His total ranks 24th in the nation for number of attempts. It is 27 percent of the team's total number of shots, while he's scoring 29 percent of the team's points.

NO PLACE LIKE HOME: The Hawks are 9-4 at home this year (including a "home" game loss at The Palestra vs. Penn), and had their five-game winning streak at Hagan Arena end with last Saturday's loss to St. Bonaventure.

IT'S OVER: The Hawks' eight-game road losing streak came to an end with the win over UMass on Feb. 25. It was SJU's first road victory in conference play and the first win in an away game since Dec. 20.

HOME COOKING: The Hawks are averaging 63.3 points per game at home and converting 41.1 percent from the field there, but just 28.3 percent from three-point range. SJU owns a 3-10 road record and is averaging 61.6 points per game, while owning a field goal percentage of 40.4 and a three-point percentage of 32.8 in away contests.

FOUL BALL: Despite having a low number of personal fouls this season (16.9 per game), the Hawks have had a least one player disqualified in four straight games. Isaiah Miles and Javon Baumann have both fouled out in the past two contests.

OFF TARGET: Free-throw shooting has been the Hawks' Achilles Heel all season long, but it cost them the game against St. Bonaventure (Feb. 21). SJU shot 8-for-17 from the line in that game (47.1 percent), the third lowest percentage of the season. DeAndre' Bemby hit a pair with 3:51 remaining in regulation to tie the score, 52-52, but the sophomore missed the front end of a one-and-one at :10, and then another at :08, which were the potential game-winners.

WINNING WITH WILSON: Chris Wilson created a memory for his senior year when he hit the game-winning three-pointer against Rhode Island. The Hawks trailed, 64-63, and Wilson missed a three-point attempt at the top of the key at :12 but Javon Baumann grabbed the rebound, and Wilson made the winning three from the corner at :07 to give SJU the 65-64 victory. The senior came through at the end of the previous game, hitting 3-of-4 free throws in the final 30 seconds, as the Hawks defeated George Mason.

LINEUP CHANGE: Phil Martelli altered the starting lineup for the first time this year against Davidson and it produced results. **Aaron Brown** replaced **James Demery** in the starting lineup and responded with a career-high 20 points on 7-for-13 shooting. The junior also connected on a pair of free throws with 20 seconds left to help seal the win. Demery came off the bench to post 10 points and five rebounds. He hit two free throws in the last 43 seconds as Davidson was closing in and grabbed the rebound on the Wildcats' last chance. The Hawks used the same starters at Saint Louis and Brown bettered his career-high with 21 points in the overtime loss. **Phil Martelli** said that the matchup with the opponent will dictate which player starts. Demery has been back in the starting lineup for the last six games and scored 11 points in the win over Rhode Island.

LINEUP CHANGE #2: The Hawks went with a smaller lineup at Dayton, as **Javon Baumann** missed the start for the first time this year. **Aaron Brown** and **James Demery** both started for the Hawks, along with the regulars **Isaiah Miles**, **Chris Wilson** and **DeAndre' Bembry**.

IN GOOD COMPANY: **DeAndre' Bembry's** overall scoring average of 18.4 already ranks as one of the best season averages in the last 12 years of SJU basketball. Here's the list of the top seven:

- Jameer Nelson, '03-04: 20.6 ppg
- Jameer Nelson, '02-03: 19.7 ppg
- Ahmad Nivins, '08-09: 19.2 ppg
- Delonte West, '03-04: 18.9 ppg
- **DeAndre' Bembry, '14-15: 18.4 ppg**
- Pat Carroll, '04-05: 18.3 ppg
- Langston Galloway, '13-14: 17.7

His current average is also the fourth highest in school history for a player in their second season at Saint Joseph's.

IN GOOD COMPANY, PART II: **DeAndre Bembry** is averaging 20.2 ppg in Atlantic 10 games, a number which ranks as the third best in the last 12 years at Saint Joseph's. Three of those players - Jameer Nelson, Pat Carroll and Ahmad Nivins - earned the A-10's Player of the Year Award in those seasons. Here's where Bembry ranks:

- Delonte West, '02-03: 21.1 ppg
- Jameer Nelson, '03-04: 20.8 ppg
- **DeAndre' Bembry '14-15: 20.2 ppg**
- Pat Carroll, '04-05: 19.5 ppg
- Ahmad Nivins, '08-09: 19.5 ppg

900 CLUB: **DeAndre' Bembry** has already scored 910 points in 61 games for a career scoring average of 14.9 points per game.

MAKING THEM COUNT: Despite the team's overall struggles from the foul line (62.2 percent), SJU does have two players shooting over 70 percent - **Isaiah Miles** at 72.7 percent and **Aaron Brown** at 72.1 percent. Miles is converting 75.0 percent in A-10 games.

MAN IN THE MIDDLE: In the recent game with St. Bonaventure, **Javon Baumann** held Bonnies' center Youssou Ndoye to an 0-for-4 effort from the field. Unfortunately for the Hawks, Baumann played just 14 minutes because of foul trouble and Ndoye ended up going 11-for-12 from the foul line to help SBU to the overtime win.

WHAT BROWN CAN DO FOR YOU: **Aaron Brown** scored 41 points in two games as a starter, recording career-highs in both. The junior made the first start of his career against Davidson and scored a personal best 20 points in a season-best 33 minutes of action. He then bettered that career-high in the next game, scoring 21 points in 39 minutes in the overtime loss at Saint Louis. He came off the bench in the George Mason win,

HONOR ROLL

DeAndre' Bembry	Atlantic 10 Co-Player of the Week (Jan. 26)
	Big 5 Player of the Week (Feb. 2, Jan. 26)
	National Jesuit Player of the Week (Feb. 2)
	Atlantic 10 Preseason All-Conference First Team

HAWK LEADERS

(number of games led in each category; includes shared highs)

	<u>Points</u>	<u>Rebounds</u>	<u>Assists</u>	<u>Steals</u>	<u>Blocks</u>
DeAndre' Bembry	19	16	12	17	12
Isaiah Miles	4	7	1	1	11
Chris Wilson	3	3	7	7	1
Aaron Brown	2	0	1	3	0
James Demery	0	1	0	5	5
Shavar Newkirk	0	0	8	4	1
Javon Baumann	0	0	0	2	11
Obi Romeo	0	1	0	0	3
Brendan Casper	0	1	0	0	1
Evan Maschmeyer	0	0	0	1	1
Jai Williams	0	0	0	0	2

HAWK DOUBLES

	<u>Double-Figure Points</u>		
	<u>'14-15</u>	<u>Streak</u>	<u>Career</u>
DeAndre' Bembry	25	24	50
Isaiah Miles	15	1	18
Aaron Brown	14	2	14
Chris Wilson	8	2	34
James Demery	6	--	6
Javon Baumann	1	--	1

	<u>Double-Figure Rebounds</u>		
	<u>'13-14</u>	<u>Streak</u>	<u>Career</u>
DeAndre' Bembry	4	--	4
Isaiah Miles	1	--	1
Chris Wilson	1	--	1

	<u>Double-Doubles (pts-rebs)</u>		
	<u>'14-15</u>	<u>Streak</u>	<u>Career</u>
DeAndre' Bembry	4	--	4
Isaiah Miles	1	--	1

	<u>20-plus Point Games</u>		
	<u>'14-15</u>	<u>Streak</u>	<u>Career</u>
DeAndre' Bembry	12	1	13
Isaiah Miles	3	--	3
Aaron Brown	2	--	2
Chris Wilson	2	--	3

scoring 11 points. Brown has posted double figures 14 times this year and is the team's third leading scorer with 9.7 ppg. He is second on the squad in scoring in A-10 games with a 10.1 average.

CALLING ON CHRIS: On the day before the Fordham game on Jan. 14, **Phil Martelli** held a meeting with **Chris Wilson** and told the senior of his expectations and said, "If we're going to turn this around, it starts with you". Wilson responded with his best game of the season and one of the best of his career. He scored a career-high 23 points, while shooting 6-for-10 from the field and 5-of-9 from three-point range. Wilson scored 11 of the Hawks' 25 first-half points and also went 6-for-6 from the foul line. The senior, who is averaging 7.7 points and 4.0 rebounds in A-10 play, had a career-high 10 rebounds vs. Penn. Wilson handed out a season-high seven assists at La Salle and had 10 points, including the game-winning shot, against Rhode Island.

SUPER SOPH: **DeAndre' Bembry** averaged 20.5 points, 12.0 rebounds, 3.5 assists and 3.0 steals, and shot over 50 percent from the field and three-point range, to earn Big 5 Player of the Week honors on Feb. 2 for

the second straight week. The sophomore had 21 points, a career-high 17 rebounds and seven assists in the Hawks' 75-70 win over Davidson. After his performance vs. Davidson, **Phil Martelli** said, "People say he's a horse and we're riding him. He's a pack of horses, or whatever they call it – a herd. He's the whole herd... The season he's turning in is really going to end up in the annals here, not just at Saint Joseph's, but in Philadelphia."

RACKING UP THE MILES: **Isaiah Miles** has put up double figures in 15 games this year, while bettering his career-high in points three times. After establishing a new personal best with 20 points against Temple, he eclipsed it with 23 points in the win over Marist. And in the next game at Denver, Miles scored 24 points on 8-for-11 shooting while making 4-of-6 three pointers. To go along with his 20 points against Temple, he also grabbed nine rebounds and handed out a career-high four assists. In the opener against FDU, Miles made the first start of his career and posted his first-ever double-double with 12 points and a career-high 14 rebounds. More recently, Miles scored 23 points at Dayton, hitting a career-best 5-of-9 from three-point range. He is the team's second leading scorer with 10.9 points per game.

CITY'S FINEST: **DeAndre' Bembry** is the leading scorer in the Philadelphia Big 5 and is one of the top candidates for that Player of the Year Award. A total of 13 Hawks have earned the honor in Big 5 history.

BEST OF BEMBRY: **DeAndre' Bembry** is leading the Hawks and putting up numbers worthy of national recognition. The sophomore is averaging team-highs of 18.4 points and 7.5 rebounds. He leads the Atlantic 10 in scoring in both overall and conference games (20.0); is eighth in overall rebounding and seventh in A-10 games (8.3). He also ranks 36th in the nation in scoring and 33rd in steals per game. Here's a glance of some of his top games this season:

- LIU Brooklyn: Had 17 points and career-high 11 rebounds for the first double-double of his career
- Western Kentucky: Set new career-high with 23 points
- Loyola Maryland: Scored 21 points on 8-for-11 shooting
- Marist: Had 16 points, nine rebounds and seven assists
- Denver: Posted 20 points, 8 rebounds and career-high 3 blocks
- GW: Had 22 points and 8 rebounds
- Duquesne: Team-high 18 points
- VCU: Team-highs of 16 points and 8 rebounds
- St. Bonaventure: Career-high 27 points, hitting 6 three-pointers
- Massachusetts: 25 points, 8 rebounds, 7 assists, 5 steals, 3 blocks
- Penn: 25 points, 3 rebounds, 1 block
- La Salle: 20 points, 7 rebounds, tied career-high with five steals
- Davidson: 21 points, career-high 17 rebounds, 7 assists
- Saint Louis: 19 points, 12 rebounds
- George Mason, 14 points, 11 rebounds, 4 assists, 3 steals
- Rhode Island: 19 points, 9 rebounds, 4 assists, 3 steals
- Dayton: 23 points, 9 rebounds
- Massachusetts: 33 points, 14 rebounds, 4 assists

A SELECT GROUP: **DeAndre' Bembry** is one of four players in the nation who lead their teams in points, rebounds, assists, and either steals or blocks. The list is as follows:

- **DeAndre' Bembry, Saint Joseph's** – 18.4 ppg; 7.5 rpg; 90 asts, 54 steals
- Frank Kaminsky, Wisconsin – 17.7 ppg, 8.3 rpg, 66 asts, 43 blocks
- Karl Cochran, Wofford – 15.1 ppg; 5.9 rpg; 85 assists, 57 steals, 31 blocks
- Sean Tuttle, Northern Iowa - 15.6 ppg, 6.6 rpg, 93 assists, 18 blocks

MR. EVERYTHING: On **DeAndre' Bembry** leading the Hawks in practically every category, **Phil Martelli** said, "We were asked if he's doing too much. He better do too much." After Bembry's effort in the UMass win, Martelli said, "If DeAndre' was on a team that had 13 to 14 wins, you'd

What They're Saying about DeAndre' Bembry...

"If we had a winning record, he'd be an All-American. But we don't. No one in this league will hear me scream if he doesn't get Player of the Year. I get it. The Player of the Year should probably come from the best team and that's not us. But not many guys have had a year like this." - **Phil Martelli**

"He really dominated the game from a lot of different aspects. I said before the game that he's the best or pretty close to the best player in our league. At least the two times that we've played him, he's looked like a guy that can compete at the next level." - Derek Kellogg, Massachusetts

"He's a basketball player. He'll beat you every way possible. He's not a guy who's just a scorer. He's not a guy who's just a shooter. He'll bring the ball up. He'll take the ball screen. He'll come off a ball screen and pass it. He'll go the glass. He'll post up. He'll knock down a three. He'll take you off the dribble. He'll post you up and get to the foul line." - Bob McKillop, Davidson

"You want to stop the known (Bembry), but if you don't stop the known, then you gotta stop the role guys. A lot of times when the known is playing well, then he makes everybody else better. The key is, he's arguably the best player in the league, so it's gonna be hard to stop him. We have to try to control him, but he can't make the other guys better. That's what he does." - Mark Schmidt, St. Bonaventure

"Obviously Bembry is a player that - a person could argue - is the best player in the league. He's very special. They keep getting better and they have a superstar in Bembry." - John Giannini, La Salle

be talking about him as an All-America candidate. This is phenomenal. I told him that the best player in the league wins this game. And if you have to do it, you have to do it. He leads our team in scoring, rebounding, three-point percentage . . . We're walking out of a league game and he has 25 (points), 8 (rebounds), 7 (assists), and 5 (steals). There are not a lot of guys that have played in this uniform that have those kinds of numbers in a game, let alone in a league game."

THREE'S COMPANY: For the second game in a row, Saint Joseph's got off to a good start from three-point range at Dayton. **Isaiah Miles** made three of his first four attempts and the Hawks shot a season-best 7-for-12 in the first half (58.3 percent). The Hawks cooled off a bit in the second, hitting only 2-of-7, but finished the game at 47.4 percent. Miles connected on a career-best 5-of-9 from beyond the arc.

FROZEN: After a very hot start from the perimeter, Saint Joseph's cooled off at Fordham, leading to the 69-55 loss. Right out of the gate, the Hawks made five of their first seven three-point attempts, taking a 15-11 lead. But SJU went cold after that, hitting just 2-of-21 from three-point range the rest of the way. The Hawks also suffered from a six-minute scoring drought late in the first half. In the game, SJU made just 13-of-30 two-point attempts. It was the largest margin in either a win or loss for the Hawks since the first meeting with Fordham on Jan. 14.

MAKING THEM COUNT: The Hawks have struggled from the foul line for most of the year (62.6), but have shot somewhat better later in the game, hitting 66.2 percent from the line in the final five minutes (regulation only). Despite a 16-for-31 effort against George Mason, **Chris Wilson** went 3-for-4 in the final 29 seconds to help seal the win.

BAUMANN'S BLOCKS: **Javon Baumann** recorded a career-high five blocked shots against Penn and then followed that with the same at La Salle. He owns a team-high 35 blocks on the season, as the Hawks rank third in the A-10 and 49th nationally with 4.7 blocks per game.

IRON MAN: DeAndre' Bembry leads the Atlantic 10 and is ranked third in the nation in minutes played per game, with an average of 38.6. He's played 1,043 minutes out of a possible 1,100 this season. More remarkably, the sophomore is averaging 39.0 minutes in conference contests. Bembry has played all 40 minutes in eight games, and seen 178 minutes of a possible 180 in the three overtime games.

BALANCING ACT: The Hawks turned in a balanced scoring effort vs. George Mason with eight of nine players reaching the scoring column.

JAMES' GAME: Freshman **James Demery** recorded the first double-figure game of his career as he posted 12 points on 4-for-9 shooting at Drexel. He scored double figures in back-to-back games, with 10 points at Duquesne and 11 at VCU. Demery also grabbed a career-high seven rebounds at St. Bonaventure. After starting 19 games, the freshman came off the bench against Davidson and responded with 10 points and five rebounds. He was back in the starting lineup against George Mason and has now started six in a row.

EYE ON JAI: Redshirt freshman **Jai Williams** had a career-high eight points going 3-for-4 from the field in a personal best 19 minutes in the win over George Mason. Early in the season, Williams had to sit out five games after losing two teeth in the Drexel game as he caught an elbow on a dunk. He had oral surgery the next day and has played in 12 games since returning to action at Villanova.

RALLY CAPS: Saint Joseph's rallied from halftime deficits to earn wins over Davidson and Rhode Island. Against Davidson, the Hawks trailed by 13 points at halftime and won 75-70, marking the largest deficit overcome this season. In the URI game, SJU trailed by four points at halftime, and then by nine in the second half. The Hawks took the lead late in the game and eventually won on a three by **Chris Wilson** with :07 left.

CLOSE CALLS: Nineteen of the Hawks' 27 games have been decided by 10 points or less while Saint Joseph's is 6-7 in games that have winning margins of five points or less.

GOING 70: The 75 points scored against Davidson was only the fifth time this year that the Hawks eclipsed the 70-point mark.

LOSING IT: The Saint Louis game marked the fourth time that Saint Joseph's lost a game in which it held leads in the first half and at halftime, with all four losses coming on the road. Here's the rundown:

	Biggest Lead	Halftime Lead	Result
• Duquesne	12	2	71-68 L
• St. Bonaventure	8	1	70-61 L
• La Salle	15	9	53-49 L
• Saint Louis	13	5	68-61 L ot

LONG TIME COMING: The win over Fordham on Jan. 14 snapped a four-game losing streak for the Hawks. SJU went 26 days in between wins - the previous one was December 20 against Marist.

50-50: The loss to La Salle was the third time this year that SJU did not reach the 50-point mark.

FOUR TO SCORE: The Hawks had four players score double figures at Massachusetts, marking the sixth time this season that's happened.

DOUBLE VISION: **DeAndre' Bembry** has scored double figures in 24 consecutive games, which is the longest streak of his career. He has only been held to single digits in two games - the FDU and Gonzaga losses.

FILLING THE BOXSCORE: **DeAndre' Bembry** has had a number of games this season with very complete stat lines. One line that stood out was from the win over UMass on Jan. 21 when he had 25 points, eight rebounds, seven assists, three blocks and five steals.

HANDOUTS: **Shavar Newkirk** is third on the team in assists with 2.8 per game. The freshman has come off the bench in all 25 contests, and had a high of six assists in the loss at Duquesne.

OUT ON THE PERIMETER: The Hawks have been hot and cold with their three-point shooting. Saint Joseph's took a season-high 29 three-point attempts at Duquesne, but only connected on seven of them (24.1 percent). At St. Bonaventure, SJU made a season-high nine three-pointers (in 21 attempts) while at Fordham, the Hawks made five of their first seven attempts, but then went cold, hitting just 2-of-21 the rest of the way. SJU had one of its best halves from the outside at Dayton, making 7-of-12 in the first half, and tying the season-high with nine made in 19 attempts. SJU is shooting 30.5 percent from beyond the arc this season, and 33.9 percent in A-10 games. The Hawks are averaging 18.1 attempts per game and 5.5 three-point field goals made.

HANDS OFF: The Hawks have done a good job limiting their personal fouls in the past few years, and last season, ranked among the nation's leaders with 16.0 per game. They are doing the same this season, committing 458 fouls (16.9 per game) to rank 72nd in the nation for fewest fouls. SJU has had 21 disqualifications this year.

DEE-FENSE: Saint Joseph's is allowing 62.3 points per game, which ranks sixth in the Atlantic 10. If you take out the three losses to ranked teams - Gonzaga, Villanova, VCU - the Hawks' scoring defense average would be 59.4 points per game.

THREE'S A CROWD: **DeAndre' Bembry** leads the Hawks in three-point field goals with 50 on the season, followed by **Isaiah Miles** with 46 and **Chris Wilson** with 33. Despite struggling from three-point range for most of the year, the Hawks had their best effort of the year at UMass when they hit 9-of-13 threes for 69.2 percent. The Hawks have shot 40 percent or better from three-point range in just six games.

BOOST FROM BRENDAN: Sophomore walk-on **Brendan Casper** has earned a spot in the rotation, bringing an energy to the Hawks. He made his mark with his play in the loss to #10 Villanova as he registered new career-highs with nine points and nine rebounds in a personal best 20 minutes. His previous high for minutes played was seven. He followed that with six points and six rebounds against Loyola Maryland and has seen action in six of the last seven games. He's averaging 5.0 minutes in 21 games - last year he played just 15 minutes all season.

BOOK ON BAUMANN: **Javon Baumann** has started all but one game this year. The sophomore scored a career-high 11 points in the Western Kentucky game, converting 5-of-6 from the field. He currently leads the team in blocked shots with 35, while recording a career-high five each in games with Penn and La Salle.

WEEKLY HONORS: **DeAndre' Bembry** was named the Atlantic 10 Co-Player of the Week and the Big 5 Player of the Week for Jan. 26. The sophomore averaged 25.0 points, 5.5 rebounds, 4.5 assists, 3.0 blocks and 2.0 steals in the Hawks' 1-1 week. He filled up the boxscore in the win over UMass, posting 25 points, eight rebounds, seven assists, three blocks and a career-high five steals, and followed that with 25 points against Penn. It was the first A-10 Player of the Week honor of Bembry's career, but last year he was chosen the Rookie of the Week twice.

DOWN TO THE WIRE: All but seven games have been decided in the final minutes, while the winning margin in 19 of the 27 games (except for Gonzaga, Villanova, Loyola, Marist, VCU, and both Fordham games) is a combined total of 92 points, an average of 4.8 points per game. Here's the recap:

- FDU (L): FDU three-pointer with :04 left
- Drexel (W): Aaron Brown scores with 1:30 left to break a tie; Shavar Newkirk and Isaiah Miles hit late free throws
- Vermont (W): Held a five-point lead with 3 minutes to play and increased it with 4-of-4 free throws from DeAndre' Bemby
- LIU (W ot): James Demery hits a 3-pointer at :03 to send the game into overtime; Hawks score the first four points of the OT to earn the win
- Western Kentucky (L): SJU fought back from an 8-point deficit and took a brief lead with 2 minutes to play; Trailing 62-59, SJU had the ball with :04 to go but DeAndre' Bemby missed a 3-point attempt as time expired
- Temple (W): Leading 58-56, DeAndre' Bemby blocks Temple's layup attempt in the final seconds; Temple rebounds and misses the last shot
- Denver (L ot): Hawks lose late lead and Denver sends game into overtime with :42 to play. DU leads the entire extra period to earn the win
- GW (L): Hawks rally from 20 points down to close to within four at :12
- Duquesne (L): Hawks score 12 of the game's final 14 points and have an attempt at the tying shot as time expires
- Fordham (W): Leading by only two points with three minutes to play, the Hawks close out the game with a 15-6 run
- St. Bonaventure (L): Hawks trail by three with over three minutes to play, but SBU closes out the game going 10-for-10 from the foul line
- Massachusetts (W): Leading 50-49 with 4:45 to go, Hawks score nine consecutive points to build the lead and earn the win
- Penn (L): Trailing the entire second half, SJU cuts its deficit to 51-49 with 34 seconds left but Penn hits 5-of-6 free throws to seal the win
- La Salle (L): Hawks lead by one with three minutes to go but La Salle takes the lead with 1:12 to play. SJU cuts it to two with 28 seconds, but can't convert and the Explorers ice the game from the foul line
- Davidson (W): Davidson cuts SJU lead to two with :21 to play, but Hawks make 3-of-5 free throws and grab two rebounds on Davidson misses
- Saint Louis (L ot): DeAndre' Bemby scores with 5.4 seconds left and takes a charge to force overtime; SLU outscored the Hawks, 11-4 in the extra period
- George Mason (W): DeAndre' Bemby converts a three-point play at 11.9 seconds and Chris Wilson hits a free throw at 4.7 to seal the win.
- Rhode Island (W): Chris Wilson drains the game-winning three with :07 left
- Dayton (L): Hawks trailed by two but committed a turnover with 4.5 to go
- St. Bonaventure (L ot): Hawks tied it with 3:51 to play and neither team would score the rest of the way forcing the overtime
- Massachusetts (W): SJU holds a three-point lead at 4:42 and ends game with 13-5 run

SHAVAR'S SEASON-HIGH: Freshman **Shavar Newkirk** scored a season-high nine points in the win at Marist and then handed out a personal best six assists at Duquesne.

BREATHING ROOM: The Hawks posted their largest winning margin of the season (26 points) against Loyola Maryland. They followed that with a 17-point win over Marist. In both games, SJU held a 26-point lead during the game, which is the largest lead of the season..

WORKING OVERTIME: Saint Joseph's is 1-3 in overtime games this season, with the most recent being the loss vs. St. Bonaventure on Feb. 21. The Hawks lost to Saint Louis and Denver but defeated LIU Brooklyn in the NIT.

ACHIEVING A DREAM: Former Hawk standout Langston Galloway has become the 18th player in SJU history to play in the NBA. The 2014 SJU graduate was given a 10-day contract by the New York Knicks on Jan. 7 and made his debut that night against the Washington Wizards. Galloway played 17 minutes at point guard and posted seven points and three assists without a turnover. In the first start of his career on Jan. 19, he scored 21 points to help the Knicks end their 16-game losing streak.

He recently signed a contract with the Knicks for the rest of this season, and will have a partial guarantee for next year. Galloway had been the leading scorer (16.5) for the West Chester Knicks of the NBA D-League before being called up by the Knicks.

THAT CHAMPIONSHIP SEASON: Saint Joseph's is the defending Atlantic 10 champion, having won the program's third title in 2014, which was its first since 1997. The Hawks went 24-10 and earned the league's automatic bid to the NCAA Tournament, where they lost in overtime to eventual national champion Connecticut.

A-10 LEGEND: SJU great Rodney Blake '88 has been named to the Atlantic 10 Legends Class of 2015, and will be honored on March 14 prior to the league semifinals in Brooklyn. He is the school's all-time leader with 419 career blocks, a number which still ranks among the top 20 totals in NCAA history. A three-time selection to the All-Atlantic 10 First Team, Blake was an Honorable Mention All-America by *The Sporting News*. He averaged double figures for three seasons and scored 1,679 career points to rank 13th on SJU's all-time list, while ranking 17th with 818 rebounds. Blake recorded a school-record 121 blocks as a sophomore while helping the Hawks capture the 1986 Atlantic 10 Championship.

HOME SWEET HOME: This marks the sixth season of Michael J. Hagan '85 Arena. The arena was dedicated in October 2009 after a two-year expansion and renovation of Alumni Memorial Fieldhouse, which was the home of the Hawks since 1949. Saint Joseph's owns a 53-27 record in the six seasons of Hagan Arena, but a 372-109 overall record in 64 years of Hagan Arena/Alumni Memorial Fieldhouse. SJU owns a 9-4 home record this year, counting one "home" game at The Palestra.

PLATINUM PHIL: This is **Phil Martelli's** 20th season as Saint Joseph's head coach, and his 30th overall at the University after 10 years as an assistant. He is SJU's all-time leader in career victories with a 374-262 record and is the longest tenured current coach in the Atlantic 10. Martelli owns a 184-135 record in Atlantic 10 play, which is the most conference wins for any active coach.

HONORING A LEGEND: Saint Joseph's is wearing a "JR" patch on its uniforms this season to honor Hall of Fame coach Dr. Jack Ramsay, who passed away in April. "Dr. Jack" compiled a 234-72 record and guided the Hawks to five straight NCAA Tournament appearances and nine consecutive postseason bids from 1955-66. He went on to amass 864 wins in the NBA and helped the Philadelphia 76ers to the 1967 championship as general manager and coached the Portland Trailblazers to the 1977 NBA title. He was inducted into the Naismith Memorial Basketball Hall of Fame in 1992.

CRADLE OF COACHES: The Saint Joseph's coaching connection is an impressive one. A total of seven Saint Joseph's graduates have gone on to become head coaches in the NBA, and SJU is tied with Illinois for second on the list of universities with alums that have served as NBA head coaches. Indiana tops the list with 11 graduates that have coached in the league. Jim O'Brien was the most recent NBA head coach, and his final year with the Indiana Pacers was in 2010-11. Below is the list of former Hawks who have held positions as NBA head coaches:

Player (Class)	NBA Teams	W-L (yrs.)
Jack Ramsay ('49)	Phila., Buf., Port., Ind.	864-783 (21)
Jim Lynam ('63)	L.A. Clippers, Phila., Wash.	328-392 (10)
Matt Guokas ('67)	Phila., Orlando	230-305 (7)
Paul Westhead ('61)	L.A. Lakers, Chicago, Denver	183-224 (6)
Jack McKinney ('57)	L.A. Lakers, Indiana	135-205 (5)
George Senesky ('43)	Philadelphia	119-97 (3)
Jim O'Brien ('74)	Indiana, Phila., Boston	303-327 (8)

FROM THE START: James Demery became the second freshman in two years to own a spot in the starting lineup on opening day. DeAndre' Bemby started all 34 games as a freshman for the Hawks last season.

NO SOPHOMORE JINX: DeAndre' Bemby made a tremendous impact in his freshman year and he has fulfilled the expectations for this season. Bemby was voted onto the Preseason Atlantic 10 All-Conference First Team and is the only sophomore to earn that distinction. The 6-6 wing player averaged 12.1 points last season and shot 45.8 percent from the field en route to being named the Atlantic 10 Co-Rookie of the Year.

RARING TO GO: Junior Aaron Brown made his Saint Joseph's debut this year after sitting out last season due to the transfer rule. The 6-5 guard transferred to SJU from West Virginia, where he played two years for the Mountaineers. Brown, from Darby, Pa., starred locally at Penn Wood High School, where he was an All-State selection and the Player of the Year by the *Delaware County Daily Times*. He averaged 20 points per game as a senior and helped his team to the state title.

WILLIAMS' WAIT: Redshirt freshman Jai Williams made his debut this year after sitting out last year to develop his game. Williams, a 6-9 forward from Philadelphia Electrical and Technical Charter School, has lost close to 45 pounds since arriving at SJU in the fall of 2013, and is now down to 257 pounds.

SIDELINED SENIOR: Papa Ndao is sitting out this season due to undisclosed medical reasons. Ndao, originally from Dakar, Senegal, is one of three seniors on SJU's squad this year. He played in 31 games in 2013-14 for the A-10 champion Hawks, while making two starts. He has played in a total of 85 career game in three years for the Hawks, and is on track to graduate from Saint Joseph's in May with his degree in interdisciplinary health studies.

CAPTAINS OF THE SHIP: Senior Chris Wilson and sophomore DeAndre' Bemby were voted co-captains by their teammates. Bemby becomes the first sophomore to be chosen a captain in Phil Martelli's 20 seasons as head coach of the Hawks, and only the second in school history. The previous sophomore captain was Joe Oakes, who captained the famed "Mighty Mites" team in 1936-37.

SIGN THEM UP: Saint Joseph's signed two Philadelphia standouts in the early signing period in November - Chris Clover and Lamarr Kimble. Clover, a 6-4 guard from St. Joseph's Prep, scored 21.9 points per game as a junior and was an All-City First Team selection. Kimble is a 6-0 guard from Neumann-Goretti, who averaged 13.0 points last season while helping his team to its sixth consecutive Catholic League title.

WELCOME TO HAWK HILL: Newcomers on the squad this year are James Demery, Shavar Newkirk and Obi Romeo. Demery is a 6-6 wing from Northside Christian Academy (N.C.); Newkirk is a 5-11 point guard from Cardinal Hayes (N.Y.); and Romeo is a 6-10 forward from Greenbrier East (W. Va.). Markell Lodge, a 6-7 forward from Pace Academy (N.C.), will be sitting out this season to concentrate on academics. Also new to the program are walk-ons Mike Booth and Kyle Thompson. Booth, the grandson of former SJU head and assistant coach Harry Booth, averaged 18.0 points at Bishop Shanahan High School. Thompson was an All-Catholic League selection at St. Joseph's Prep.

CAROLINA ON MY MIND: The Hawks' roster features three players in the starting lineup from the state of North Carolina - Chris Wilson (Fayetteville), DeAndre' Bemby (Charlotte) and James Demery (Williamston). Markell Lodge (Washington) is the fourth player but he is

sitting out this season to concentrate on academics.

WAITING IN THE WINGS: Newcomer Skylar Scrivano is sitting out this season due to the transfer rule. A 6-10 forward from Doylestown, Pa., Scrivano transferred to Saint Joseph's from Rider University. He started his career at Columbia University, where he played the 2012-13 season.

NEW LOOK: Hagan Arena has a new look this season with the addition of a new LED centerhung video display system, which was supported by alumnus Mike Hagan '85. These displays will light up the arena with their ability to highlight live video and instant replays. They can show one large image or can be divided into separate windows to show a variety of vivid graphics, colorful animations, up-to-the-minute statistics, scoring information and sponsor advertisements.

HAWKS IN THE PROS: Three key members of last year's championship team - Langston Galloway, Halil Kanacevic and Ronald Roberts, Jr. - are playing professionally. Galloway started out in the NBA D League and has now earned a contract with the New York Knicks. Roberts played for the Delaware 87ers and had a brief two-day call-up by the Philadelphia 76ers on Dec. 12, but then returned to Delaware. He was traded to the Santa Cruz Warriors, but has since signed to play with San Miguel Beermen of the Phillipines Basketball Association. Kanacevic is currently playing in Slovenia.

PRESEASON PICK: Saint Joseph's was picked to finish eighth in the Atlantic 10 Preseason Poll, as voted on by media and the league's coaches. The Hawks went 11-5 in the conference last season to finish in a tie for third place, but captured the Atlantic 10 Championship, the third in school history.

HOLES TO FILL: Graduation hit the Hawks hard as Saint Joseph's lost three senior starters from last year's 24-10 team. The trio of Langston Galloway, Ronald Roberts, Jr., and Halil Kanacevic combined for 1,429 points, 681 rebounds, and 243 assists in last season alone. Those three were also 1,000-point scorers in their college careers and were Atlantic 10 All-Conference performers.

HELPING OUT: Kyle Molock had career-ending knee surgery in February, 2014, and will serve as a student assistant this year. Molock came to SJU in August 2012, but injured the ACL of his right knee in preseason workouts. That was the third knee injury for Molock, as he previously had two knee injuries which shortened his high school career at Dublin Coffman High School in Ohio. Molock is a junior accounting major.

KEEPING IT IN THE FAMILY: Phil Martelli's staff consists of three former Hawk players. Assistant coach Mark Bass, now in his 16th year, was a junior on Martelli's first team in 1995-96, and as a senior, helped the Hawks reach the NIT Final in 1997. Assistant coach Geoff Arnold played for the Hawks from 1982 to 1986, and was a member of the 1986 Atlantic 10 championship team. Arnold was a member of Martelli's coaching staff for one season in 1995-96, and then returned to Hawk Hill at the start of the 2008-09 season. Director of basketball operations Rob Sullivan was a member of the 2004 Elite Eight team.

LOOKING AHEAD: The Hawks play their final home game of the year against city rival La Salle on March 4, which is "Senior Day". and then loses out the regular season on March 7 at Rhode Island. The Atlantic 10 Championship runs from March 11-15 at the Barclays Center in Brooklyn.

HAWKS IN THE A-10 STATS

(thru games of Feb. 25)

	Category	All	A-10
DeAndre' Bemby	Scoring	1st	1st
	Rebounding	8th	7th
	Assists	8th	4th
	Steals	2nd	3rd
	3-Pt. Pct.	15th	8th
	3-Pt. FG	12th	5th-T
	Blocks	13th-T	10th-T
	Ast/TO Ratio	11th	13th
	Def. Reb.	4th	3rd
	Minutes	1st	1st
Javon Baumann	Blocks	8th	6th
Isaiah Miles	Blocks	13th-T	10th-T
	3-Pt. FG	--	9th-T
	Off. Reb.	13th	15th-T
Chris Wilson	Assists	14th	--
	Ast/TO Ratio	--	7th
TEAM	Category	All	A-10
	Scoring Off	13th	9th
	Scoring Def	6th	8th
	Scoring Marg	11th	9th
	FT Pct.	13th	14th
	FG Pct.	14th	8th
	FG Pct. Def	7th	4th
	3-Pt. Pct.	11th	5th
	3-Pt. Pct. Def	12th	13th
	Reb. Offense	10th	7th-T
	Reb. Defense	11th	10th
	Reb. Margin	9th	7th
	Blocks	3rd	4th
	Assists	8th	5th
	Steals	9th	6th
	TO Marg	8th	8th
	Ast/TO Ratio	6th	5th
	Off. Rebs	8th	7th
	Def. Rebs	9th	3rd-T
	Def. Reb. Pct.	9th	7th
	Off. Reb. Pct.	8th	7th
	3-Pt. FG	7th	6th

STATS BY HALF

Points	High: 47 vs. Davidson (2nd) Low: 10 at Gonzaga (1st)
Rebounds	High: 25 vs. Davidson (2nd); at Villanova (2nd); vs. Vermont (1st) Low: 9 at Denver (2nd)
Assists	High: 10 vs. UMass (1st); at VCU (1st); at Duquesne (1st) Low: 0 at Gonzaga (1st)
FG%	High: 60.0% vs. UMass (2nd) Low: 10.7% at Gonzaga (1st)
3-pt FG%	High: 80.0% at UMass (2nd) Low: 0.0% at Villanova (2nd); at Drexel (2nd)
FT%	High: 100.0% at Fordham (1st); at Saint Louis (2nd); at La Salle (1st); vs. Fordham (1st) Low: 0.0% vs. LIU Brooklyn (1st)

INDIVIDUAL HIGHS BY HALF

Points	20, DeAndre' Bemby at UMass (2nd)
Rebounds	9, DeAndre' Bemby at UMass (1st); vs. Davidson (2nd)
Assists	4, (4x) last DeAndre' Bemby vs. George Mason (1st)
Blocks	4, Javon Baumann vs. Penn (2nd)
Steals	3, (6x) last Shavar Newkirk vs. Penn (1st)
FG Made	7, DeAndre' Bemby at UMass (2nd); vs. Penn (2nd), Isaiah Miles at Marist (1st), DeAndre' Bemby vs. Western Kentucky (2nd)
3-pt FG Made	4, Isaiah Miles at Dayton (1st)
FT Made	8, DeAndre' Bemby vs. Vermont (2nd)

FREE THROW SHOOTING**Final 5:00 of game (regulation only)**

Player	FTM	FTA	Pct.
Obi Romeo	2	2	1.000
Chris Wilson	11	14	.785
Aaron Brown	21	29	.724
Shavar Newkirk	10	14	.714
DeAndre' Bemby	31	49	.632
Isaiah Miles	11	18	.611
James Demery	8	14	.571
Brendan Casper	2	4	.500
Kyle Thompson	1	2	.500
Javon Baumann	1	3	.333
Total	98	148	.662

Final 1:00 of game (regulation only)

Player	FTM	FTA	Pct.
Obi Romeo	2	2	1.000
Chris Wilson	9	11	.818
Shavar Newkirk	3	4	.750
Isaiah Miles	4	6	.667
Aaron Brown	4	7	.571
James Demery	2	4	.500
Javon Baumann	1	2	.500
Kyle Thompson	1	2	.500
DeAndre' Bemby	10	22	.454
Brendan Casper	0	1	.000
Total	36	60	.600

THE LAST TIME . . .

SAINT JOSEPH'S . . .

Won in overtime	75-70 vs. LIU Brooklyn, 11/25/14
Lost in overtime	70-60 vs. St. Bonaventure, 2/21/15
Won in double overtime	83-81 over Lafayette, 12/29/00
Lost in double overtime	98-93 at St. Bonaventure, 2/29/12
Won in triple overtime	92-86 over Rhode Island, 1/10/09
Played a Top 10 opponent	74-46 loss at #10 Villanova, 12/6/14
Played a ranked opponent	89-74 loss at #20 VCU, 1/10/15
Defeated a Top 10 opponent	71-66 win over #8 Xavier, 3/6/08
Defeated a Top 25 opponent	65-61 win over #23 VCU, 3/16/14
Was ranked in the Top 25	#5 by AP and ESPN/USA Today, 4/7/04
Won by 50 points or more	114-63 (51 pts) over St. Bonaventure, 1/24/04
Won by 40-49 points	82-42 (40 pts) over Penn, 1/19/08
Won by 30-39 points	81-44 (37 pts) over Rhode Island, 3/6/13
Won by 20-29 points	68-42 (26 pts) over Loyola Maryland, 12/9/14
Scored 100 points or more	114-63 win over St. Bonaventure, 1/24/04
Scored less than 50 points	53-48 loss at La Salle, 1/27/15
Shot 60 percent or better	64.6% vs. Duquesne, 1/15/14
Shot 50-59 percent	52.2% at Denver, 12/29/14
Shot under 30 percent	25.9% at #13 Gonzaga, 11/19/14
Made 10 or more 3-point field goals	15 vs. Fordham, 2/22/14
Did not make any 3-point field goals	0 vs. Massachusetts, 2/26/09
Totaled 50 or more rebounds	50 at St. Bonaventure, 1/14/09
Had less than 25 rebounds	19 at La Salle, 2/16/13
Totaled 20 or more assists	24 at Penn, 1/18/14
Had 20 or more turnovers	20 at #20 VCU, 1/10/15
Had 15 or more steals	15 vs. Lehigh, 12/20/09
Had 10 or more blocks	10 at Duquesne, 1/12/13
Had 4 players in double figures	at Massachusetts, 2/25/15
Had 5 players in double figures	vs. #18 Connecticut, 3/20/14

A SAINT JOSEPH'S PLAYER . . .

Scored 40 or more points	47, Tony Costner vs. Alaska-Anchorage, 12/30/83 **
Scored 30 or more points	33, DeAndre' Bembry at Massachusetts, 2/25/15
Scored 25-29 points:	25, DeAndre' Bembry vs. Penn, 1/24/15
Scored 20-24 points:	23, DeAndre' Bembry & Isaiah Miles at Dayton, 2/19/15
Made 8 or more 3-point field goals:	10, Langston Galloway vs. Fordham, 2/22/14 **
Made 10 or more free throws:	10, DeAndre' Bembry at Massachusetts, 2/25/15
Shot 100 percent from the field (min. 5 made)	6-for-6, Ronald Roberts, Jr. vs. VCU, 3/16/14
Attempted 15 or more free throws:	16, Ronald Roberts vs. Notre Dame, 11/16/12
Attempted 20 or more field goals:	22, DeAndre' Bembry vs. Penn, 1/24/15
Had 10-19 rebounds:	14, DeAndre' Bembry at Massachusetts, 2/25/15
Had 20 or more rebounds:	20, Ahmad Nivins vs. Rhode Island, 1/10/09
Had 10 or more blocks:	10, Dwayne Jones vs. St. Bonaventure, 3/19/05
Had 5-9 blocks:	5, Javon Baumann at La Salle, 1/27/15
Had 5 or more steals:	5, DeAndre' Bembry at La Salle, 1/27/15
Had 10 or more assists:	12, Halil Kanacevic at Penn, 1/18/14
Had a double-double:	DeAndre' Bembry at Massachusetts, 2/25/15 (33 pts - 14 rebs)
Had a triple-double:	Dwayne Jones (11 pts, 11 rebs, 10 blk) vs. St. Bonaventure, 2/19/05
Played 40 minutes (in regulation):	DeAndre' Bembry at Massachusetts, 2/25/15

AN OPPONENT . . .

Scored less than 50 points	42 by Loyola Maryland, 12/9/14
Scored less than 40 points	35 by Yale, 11/12/12
Shot under 30 percent	28.3% by Loyola Maryland, 12/9/14
Shot 60 percent or better	60.9% by Western Kentucky, 11/12/10
Scored 100 points or more	104 by Iona, 11/23/11

HAWKS BY THE NUMBERS

SJU's Record in Games....

Decided by 5 points or less	6-8
Decided by 6-10 points	2-3
Decided by 11 points or more	4-4
Decided in overtime	1-2
Played during the day	2-5
Played at night	10-10
Televised	5-12
Home	9-4
Away	3-10
Neutral	0-1
In Overtime	1-1
In November	3-2
In December	3-2
In January	3-6
In February	3-4
In white uniforms	8-5
In crimson uniforms	2-10
When winning the opening tip-off	10-9

SJU's Record When Scoring....

Less than 60 points	3-7
60-69 points	5-6
70-79 points	3-2
80-89 points	1-0
90-99 points	0-0

SJU's Record When Allowing....

Less than 60 points	7-3
60-69 points	2-4
70-79 points	3-5
80-89 points	0-1
90-100 points	0-1

SJU's Record When....

Leading at the half	8-5
Trailing at the half	3-9
Tied at the half	1-1

SJU's Record When Shooting...

50% or better	1-1
Less than 50%	11-14
Better than opponent	8-5
Worse than opponent	4-10

SJU's Record When...

Outrebounding opponent	8-7
Outrebounded by opponent	3-8
Equal rebounds as opponent	1-0
Committing fewer TOs than opponent	8-8
Committing more TOs than opponent	3-7
Equal TOs as opponent	1-0
Committing 14 or fewer TOs	10-9
Committing 15 or more TOs	2-6
Bembry scores double figures	12-13
Wilson scores double figures	5-3
Miles scores double figures	7-8
Brown scores double figures	6-6
Demery scores double figures	4-2
Four players score double figures	4-2
Five players score double figures	0-0

MISCELLANEOUS STATS

Largest winning margin:	26 vs. Loyola
Largest lead in a game:	26 at Marist, vs. Loyola
Largest margin of defeat:	52 at Gonzaga
Largest deficit in a game:	53 at Gonzaga
Largest deficit overcome to win:	13 vs. Davidson
Largest winning margin lost:	13 at Saint Louis

THE HAWK

The Saint Joseph's Hawk mascot has been flapping its wings for 58 years.

One of the most famous mascots in college sports, the Hawk is best known for staying in constant motion by flapping its wings throughout every basketball game and representing the Saint Joseph's motto, "The Hawk Will Never Die".

The idea for the Hawk as a mascot was originated by Jim Brennan during the 1954-55 season. Brennan, an ex-Marine and SJU cheerleader, at first wanted to secure an actual hawk, but later switched to the costume idea. The student government raised the 120 dollars needed to buy the initial costume, which Brennan donned for three years. He made his debut as the Hawk on January 4, 1956, a 69-56 win over La Salle at the Palestra. The Hawk has not missed a men's basketball game since that first season.



In addition to the constant flapping, the Hawk is also recognized by its "flying" in figure eights around the court during timeouts. The constant motion, coupled with the scrappy play of the University's athletic teams, helped to spawn the school's familiar slogan "The Hawk Will Never Die!" A few years ago, ESPN used a "flap-o-meter" on the national telecast of a Saint Joseph's game to estimate that the Hawk flaps its wings 3,500 times during a regulation game.

The Hawk is unique because it is one of the few mascots in the nation that travels to every game, and the student who holds the position gains a tuition scholarship. The student, who is selected through an interview process during the previous spring semester, also serves as a team manager for the men's basketball team and travels with the squad.

Brian Lafferty becomes the 36th student to wear the wings in 2014-15. He is a senior criminal justice major from Springfield, Pa.

ON THE AIR

TV: Saint Joseph's will again have a strong presence on television in 2014-15, with a total of 28 games scheduled for coverage either on television or digital networks. The Hawks will appear on national tv 13 times. (Complete schedule on page 2)

RADIO: The audio broadcasts of Hawks' games will be carried by either WNTP 990 AM or WFIL 560 AM for the remainder of the season with the Saint Joseph's Sports Network team of **Matt Martucci** and **Joe Lunardi** providing the play-by-play and color commentary. Martucci, a 2006 Syracuse University graduate, is in his sixth year as full-time play-by-play announcer. Lunardi, in his 25th year on the Hawks' radio broadcasts, is the associate vice president for marketing at Saint Joseph's, and is a college basketball analyst for ESPN.com with his popular "Bracketology" column. Games can also be heard via audio streaming free of charge on www.SJUHawks.com. WNTP 990 AM will also be the home of **Phil Martelli's** "HawkTalk" radio show, which will air on Monday evenings at 7 p.m. from Landmark Americana on 54th St. from January 5 through March 9. The show will run for 10 consecutive weeks. (Radio schedule on pg. 2)

VIDEO STREAMING: This season, live video broadcasts of many SJU games will be broadcast through the Atlantic 10 Digital Network. (See schedule on pg. 2)

INTERNET: Information for Saint Joseph's basketball is found at SJU's athletics website, www.SJUHawks.com with statistics, updated game notes, and live in-game statistics for all Hawk home games, and selected road games. Through Hawks All-Access, fans can follow every home game through audio streaming as well as video streaming for non-televised games. All road games are covered with audio streaming while video streaming also available for selected ones. Video features on the team will also be available on the site.

SAINT JOSEPH'S

The corporate title of "Saint" Joseph's University, which has been in place since Saint Joseph's was granted university status by the Commonwealth of Pennsylvania in 1979, is now the public title of the institution for all aspects of its operations.

Official reference: Saint Joseph's University
Saint Joseph's

Acceptable in headlines or informal references:
Saint Joseph's
SJU
St. Joe's

UNACCEPTABLE: St. Joseph's

A-10 COACHES' CONFERENCE CALL

Every Monday the A-10 will conduct a teleconference with each of its head men's basketball coaches. Members of the media are strongly encouraged to participate in the questioning and should contact the Atlantic 10 at 757-706-3058 for the call-in number. The schedule is as follows (all times are EASTERN):

10:04 am - Derek Kellogg, Massachusetts	11:00 am - Mark Schmidt, St. Bonaventure
10:11 am - Archie Miller, Dayton	11:07 am - John Giannini, La Salle
10:18 am - Paul Hewitt, George Mason	11:14 am - Chris Mooney, Richmond
10:25 am - Shaka Smart, VCU	11:21 am - Dan Hurley, Rhode Island
10:32 am - Jim Ferry, Duquesne	11:28 am - Jim Crews, Saint Louis
10:39 am - Tom Pecora, Fordham	11:35 am - Bob McKillop, Davidson
10:46 am - Phil Martelli, Saint Joseph's	
10:53 am - Mike Lonergan, GW	

2014 ATLANTIC 10 CHAMPIONSHIP

March 11-15 • Barclays Center • Brooklyn, N.Y.

March 11 - First Round

Gm 1: #12 vs. #13 - 6:30 p.m.
Gm 2: #11 vs. #14 - 9:00 p.m.

March 14 - Semifinals

Gm 11: Winner Gm 7 vs. Winner Gm 8
Gm 2: #11 vs. #14 - 9:00 p.m.

March 12 - Second Round

Gm 3: #8 vs. #9 - Noon
Gm 4: #5 vs. Winner Gm 1 - 2:30 p.m.
Gm 5: #7 vs. #10 - 6:30 p.m.
Gm 6: #6 vs. Winner Gm 2 - 9:00 p.m.

March 15 - Finals

Gm 13: Winner Gm 11 vs. Winner Gm 12

March 13 - Quarterfinals

Gm 7: #1 vs. Winner Gm 3
Gm 8: #4 vs. Winner Gm 4
Gm 9: #2 vs. Winner Gm 5
Gm 10: #3 vs. Winner Gm 6



For articles on the Hawks, go to
"Hawks in the News" on SJUHawks.com

<http://tinyurl.com/HawksintheNews>

Media Guide Online at SJUHawks.com

<http://tinyurl.com/SJUHawks2014-15>

CAREER HIGHS

#34 JAVON BAUMANN

PTS: 11 vs. Western Kentucky (11/27/14)
 REB: 8 vs. FDU (11/14/14)
 AST: 2 (5x) last at La Salle (1/27/15)
 FGM: 5 vs. Western Kentucky (11/27/14)
 FGA: 6 vs. Western Kentucky (11/27/14)
 3FGM: --
 3FGA: --
 FTM: 2 vs. Vermont (11/22/14)
 FTA: 4 (2x) last vs. Vermont (11/22/14)
 BLK: 5 (2x) last at La Salle (1/27/15)
 STL: 4 vs. Vermont (11/22/14)
 TO: 3 (2x) last vs. Rhode Island (2/11/15)
 MIN: 32 vs. Western Kentucky (11/27/14)

#43 DeANDRE' BEMBRY

PTS: 33 at Massachusetts (2/25/15)
 REB: 17 vs. Davidson (1/31/15)
 AST: 8 (3x) last vs. VCU (3/16/14)
 FGM: 10 (3x) last at Massachusetts (2/25/15)
 FGA: 22 vs. Penn (1/24/15)
 3FGM: 6 at St. Bonaventure (1/18/15)
 3FGA: 10 at Duquesne (1/7/15)
 FTM: 11 at Massachusetts (2/25/15)
 FTA: 12 at Massachusetts (2/25/15)
 BLK: 3 (4x) last vs. Massachusetts (1/21/15)
 STL: 5 (2x) last at La Salle (1/27/15)
 TO: 6 (2x) last vs. St. Bonaventure (2/21/15)
 MIN: 45 (3x) last vs. St. Bonaventure (2/21/15)

#3 MIKE BOOTH

PTS: --
 REB: 1 (2x) last at Marist (12/20/14)
 FGM: --
 FGA: 1 at Gonzaga (11/19/14)
 3FGM: --
 3FGA: --
 FTM: --
 FTA: 2 at Villanova (12/6/14)
 AST: --
 BLK: --
 STL: --
 TO: --
 MIN: 2 (4x) last at Marist (12/20/14)

#2 AARON BROWN

PTS: 21 at Saint Louis (2/3/15)
 REB: 8 vs. Fordham (1/14/15)
 FGM: 7 (2x) last at Saint Louis (2/3/15)
 FGA: 16 at Saint Louis (2/3/15)
 3FGM: 3 vs. Davidson (1/31/15)
 3FGA: 5 vs. Davidson (1/31/15)
 FTM: 7 vs. LIU Brooklyn (11/25/14)
 FTA: 9 vs. LIU Brooklyn (11/25/14)
 AST: 6 at Dayton (2/19/15)
 BLK: 1 (3x) last vs. Davidson (1/31/15)
 STL: 2 (2x) last vs. St. Bonaventure (2/21/15)
 TO: 4 (2x) last vs. George Mason (2/7/15)
 MIN: 39 at Saint Louis (2/3/15)

#20 BRENDAN CASPER

PTS: 9 at Villanova (12/6/14)
 REB: 9 at Villanova (12/6/14)
 AST: 2 at VCU (1/10/15)
 FGM: 4 at Villanova (12/6/14)
 FGA: 9 at Villanova (12/6/14)
 3FGM: 1 vs. Loyola Maryland (12/9/14)
 3FGA: 2 vs. Loyola Maryland (12/9/14)
 FTM: 2 at Penn (1/18/14)
 FTA: 5 at VCU (1/10/15)
 BLK: 1 (2x) last at Villanova (12/6/14)
 STL: 2 at Villanova (12/6/14)
 TO: 5 at Villanova (12/6/14)
 MIN: 20 at Villanova (12/6/14)

#25 JAMES DEMERY

PTS: 12 at Drexel (11/17/14)
 REB: 7 at St. Bonaventure (1/18/15)
 FGM: 5 at Duquesne (1/7/15)
 FGA: 11 vs. Rhode Island (2/11/15)
 3FGM: 1 (5x) last at Fordham (2/15/15)
 3FGA: 3 (4x) last at Fordham (2/15/15)
 FTM: 4 (3x) last at VCU (1/10/15)
 FTA: 8 at VCU (1/10/15)
 AST: 4 at Fordham (2/15/15)
 BLK: 2 at Duquesne (1/7/15)
 STL: 3 vs. St. Bonaventure (2/21/15)
 TO: 5 at St. Bonaventure (1/18/15)
 MIN: 37 vs. St. Bonaventure (2/21/15)

#40 EVAN MASCHMEYER

PTS: 7 vs. Binghamton (12/31/13)
 REB: 2 (8x) last at Gonzaga (11/19/14)
 FGM: 2 (2x) last at Villanova (12/6/14)
 FGA: 4 (3x) last vs. Duquesne (1/15/14)
 3FGM: 2 vs. Binghamton (12/31/13)
 3FGA: 3 (2x) last vs. FDU (11/14/14)
 FTM: 4 vs. Siena (11/29/13)
 FTA: 4 (2x) last vs. Siena (11/29/13)
 AST: 2 (5x) last vs. FDU (11/14/14)
 BLK: --
 STL: 1 (6x) last at Fordham (2/15/15)
 TO: 4 vs. Binghamton (12/31/13)
 MIN: 15 (2x) last at Gonzaga (11/19/14)

#15 ISAIAH MILES

PTS: 24 at Denver (12/29/14)
 REB: 14 vs. FDU (11/14/14)
 AST: 4 vs. Temple (12/3/14)
 FGM: 9 (2x) last at Dayton (2/19/15)
 FGA: 14 (4x) last at Dayton (2/19/15)
 3FGM: 5 at Dayton (2/19/15)
 3FGA: 9 at Dayton (2/19/15)
 FTM: 8 at Loyola (12/21/13)
 FTA: 8 at Loyola (12/21/13)
 BLK: 2 (7x) last at Saint Louis (2/3/15)
 STL: 3 (2x) last vs. St. Bonaventure (2/21/15)
 TO: 3 (8x) last vs. Davidson (1/31/15)
 MIN: 41 at Denver (12/29/14)

#1 SHAVAR NEWKIRK

PTS: 9 at Marist (12/20/14)
 REB: 5 (2x) last vs. Temple (12/3/14)
 FGM: 3 at Marist (12/20/14)
 FGA: 8 (2x) last at La Salle (1/27/15)
 3FGM: 1 (3x) last at Dayton (2/19/15)
 3FGA: 3 (3x) last at La Salle (1/27/15)
 FTM: 5 at Drexel (11/17/14)
 FTA: 6 at Drexel (11/17/14)
 AST: 6 at Duquesne (1/7/15)
 BLK: 2 at Gonzaga (11/19/14)
 STL: 3 (3x) last vs. Penn (1/24/15)
 TO: 5 (2x) last at Denver (12/29/14)
 MIN: 28 at Drexel (11/17/14)

#5 OBI ROMEO

PTS: 2 (2x) last vs. Loyola Maryland (12/9/14)
 REB: 3 (2x) last vs. Western Kentucky (11/27/14)
 FGM: 1 vs. Western Kentucky (11/27/14)
 FGA: 1 vs. Western Kentucky (11/27/14)
 3FGM: --
 3FGA: --
 FTM: 2 vs. Loyola Maryland (12/9/14)
 FTA: 2 vs. Loyola Maryland (12/9/14)
 AST: 1 at Gonzaga (11/19/14)
 BLK: 2 (2x) last vs. Loyola Maryland (12/9/14)
 STL: 1 at Gonzaga (11/19/14)
 TO: --
 MIN: 13 at Gonzaga (11/19/14)

#21 KYLE THOMPSON

PTS: 2 vs. Loyola Maryland (12/9/14)
 REB: 1 (2x) last at Marist (12/20/14)
 FGM: 1 vs. Loyola Maryland (12/9/14)
 FGA: 1 (2x) last vs. Loyola Maryland (12/9/14)
 3FGM: --
 3FGA: --
 FTM: 1 at Marist (12/20/14)
 FTA: 2 at Marist (12/20/14)
 AST: 1 vs. Loyola Maryland (12/9/14)
 BLK: --
 STL: --
 TO: --
 MIN: 2 (4x) last at Marist (12/20/14)

#40 JAI WILLIAMS

PTS: 8 vs. George Mason (2/7/15)
 REB: 3 at Massachusetts (2/25/15)
 AST: 1 at La Salle (1/27/15)
 FGM: 3 vs. George Mason (2/7/15)
 FGA: 4 vs. George Mason (2/7/15)
 3FGM: --
 3FGA: --
 FTM: 2 vs. George Mason (2/7/15)
 FTA: 3 vs. George Mason (2/7/15)
 BLK: 1 (4x) last vs. George Mason (2/7/15)
 STL: 1 (3x) last vs. George Mason (2/7/15)
 TO: 2 (2x) last at Massachusetts (2/25/15)
 MIN: 19 vs. George Mason (2/7/15)

#24 CHRIS WILSON

PTS: 23 vs. Fordham (1/14/15)
 REB: 10 vs. Penn (1/24/15)
 FGM: 8 vs. Dayton (2/25/14)
 FGA: 14 (2x) last vs. St. Bonaventure (2/21/15)
 3FGM: 6 vs. Creighton (11/16/13)
 3FGA: 11 vs. Creighton (11/16/13)
 FTM: 7 at St. Bonaventure (2/29/12)
 FTA: 8 (2x) last vs. Fordham (2/22/14)
 AST: 9 at VCU (1/17/13)
 BLK: 2 (2x) last at George Mason (1/11/14)
 STL: 4 at Massachusetts (2/25/15)
 TO: 6 at VCU (1/10/15)
 MIN: 43 (2x) last vs. St. Bonaventure (2/21/15)

SEASON HIGHS

#34 JAVON BAUMANN

PTS: 11 vs. Western Kentucky (11/27/14)
 REB: 8 vs. FDU (11/14/14)
 AST: 2 (5x) last at La Salle (1/27/15)
 FGM: 5 vs. Western Kentucky (11/27/14)
 FGA: 6 vs. Western Kentucky (11/27/14)
 3FGM: --
 3FGA: --
 FTM: 2 vs. Vermont (11/22/14)
 FTA: 4 (2x) last vs. Vermont (11/22/14)
 BLK: 5 (2x) last at La Salle (1/27/15)
 STL: 4 vs. Vermont (11/22/14)
 TO: 3 (2x) last vs. Rhode Island (2/11/15)
 MIN: 32 vs. Western Kentucky (11/27/14)

#43 DeANDRE' BEMBRY

PTS: 33 at Massachusetts (2/25/15)
 REB: 17 vs. Davidson (1/31/15)
 AST: 7 (3x) last vs. Davidson (1/31/15)
 FGM: 10 (3x) last at Massachusetts (2/25/15)
 FGA: 22 last vs. Penn (1/24/15)
 3FGM: 6 at St. Bonaventure (1/18/15)
 3FGA: 10 at Duquesne (1/7/15)
 FTM: 11 at Massachusetts (2/25/15)
 FTA: 12 at Massachusetts (2/25/15)
 BLK: 3 (4x) last vs. Massachusetts (1/21/15)
 STL: 5 (2x) last at La Salle (1/27/15)
 TO: 6 (2x) last vs. St. Bonaventure (2/21/15)
 MIN: 45 (2x) last vs. St. Bonaventure (2/21/15)

#3 MIKE BOOTH

PTS: --
 REB: 1 (2x) last at Marist (12/20/14)
 FGM: --
 FGA: 1 at Gonzaga (11/19/14)
 3FGM: --
 3FGA: --
 FTM: --
 FTA: 2 at Villanova (12/6/14)
 AST: --
 BLK: --
 STL: --
 TO: --
 MIN: 2 (4x) last at Marist (12/20/14)

#2 AARON BROWN

PTS: 21 at Saint Louis (2/3/15)
 REB: 8 vs. Fordham (1/14/15)
 FGM: 7 (2x) last at Saint Louis (2/3/15)
 FGA: 16 at Saint Louis (2/3/15)
 3FGM: 3 vs. Davidson (1/31/15)
 3FGA: 5 vs. Davidson (1/31/15)
 FTM: 7 vs. LIU Brooklyn (11/25/14)
 FTA: 9 vs. LIU Brooklyn (11/25/14)
 AST: 6 at Dayton (2/19/15)
 BLK: 1 (3x) last vs. Davidson (1/31/15)
 STL: 2 (2x) last vs. St. Bonaventure (2/21/15)
 TO: 4 (2x) last vs. George Mason (2/7/15)
 MIN: 39 at Saint Louis (2/3/15)

#20 BRENDAN CASPER

PTS: 9 at Villanova (12/6/14)
 REB: 9 at Villanova (12/6/14)
 AST: 2 at VCU (1/10/15)
 FGM: 4 at Villanova (12/6/14)
 FGA: 9 at Villanova (12/6/14)
 3FGM: 1 vs. Loyola Maryland (12/9/14)
 3FGA: 2 vs. Loyola Maryland (12/9/14)
 FTM: 1 (4x) last at VCU (1/10/15)
 FTA: 5 at VCU (1/10/15)
 BLK: 1 (2x) last at Villanova (12/6/14)
 STL: 2 at Villanova (12/6/14)
 TO: 5 at Villanova (12/6/14)
 MIN: 20 at Villanova (12/6/14)

#25 JAMES DEMERY

PTS: 12 at Drexel (11/17/14)
 REB: 7 at St. Bonaventure (1/18/15)
 FGM: 5 at Duquesne (1/7/15)
 FGA: 11 vs. Rhode Island (2/11/15)
 3FGM: 1 (5x) last at Fordham (2/15/15)
 3FGA: 3 (4x) last at Fordham (2/15/15)
 FTM: 4 (3x) last at VCU (1/10/15)
 FTA: 8 at VCU (1/10/15)
 AST: 4 at Fordham (2/15/15)
 BLK: 2 at Duquesne (1/7/15)
 STL: 3 vs. St. Bonaventure (2/21/15)
 TO: 5 at St. Bonaventure (1/18/15)
 MIN: 37 vs. St. Bonaventure (2/21/15)

#40 EVAN MASCHMEYER

PTS: 4 at Villanova (12/6/14)
 REB: 2 (2x) last at Gonzaga (11/19/14)
 AST: 2 (2x) last at Duquesne (1/7/15)
 FGM: 2 at Villanova (12/6/14)
 FGA: 3 (5x) last at Massachusetts (2/25/15)
 3FGM: 1 vs. FDU (11/14/14)
 3FGA: 3 vs. FDU (11/14/14)
 FTM: 1 at Denver (12/29/14)
 FTA: 2 at Denver (12/29/14)
 BLK: 1 at Dayton (2/19/15)
 STL: 2 at Denver (12/29/14)
 TO: 2 (2x) last at Villanova (12/6/14)
 MIN: 15 (2x) last at Dayton (2/19/15)

#15 ISAIAH MILES

PTS: 24 at Denver (12/29/14)
 REB: 14 vs. FDU (11/14/14)
 AST: 4 vs. Temple (12/3/14)
 FGM: 9 (2x) last at Dayton (2/19/15)
 FGA: 14 (4x) last at Dayton (2/19/15)
 3FGM: 5 at Dayton (2/19/15)
 3FGA: 9 at Dayton (2/19/15)
 FTM: 5 (2x) last at VCU (1/10/15)
 FTA: 7 vs. Temple (12/3/14)
 BLK: 2 (8x) last vs. Rhode Island (2/11/15)
 STL: 3 (2x) last vs. St. Bonaventure (2/21/15)
 TO: 3 (6x) last vs. Davidson (1/31/15)
 MIN: 41 at Denver (12/29/14)

#1 SHAVAR NEWKIRK

PTS: 9 at Marist (12/20/14)
 REB: 5 (2x) last vs. Temple (12/3/14)
 FGM: 3 at Marist (12/20/14)
 FGA: 8 (2x) last at La Salle (1/27/15)
 3FGM: 1 (2x) last vs. George Mason (2/7/15)
 3FGA: 3 (3x) last at La Salle (1/27/15)
 FTM: 5 at Drexel (11/17/14)
 FTA: 6 at Drexel (11/17/14)
 AST: 6 at Duquesne (1/7/15)
 BLK: 2 at Gonzaga (11/19/14)
 STL: 3 (3x) last vs. Penn (1/24/15)
 TO: 5 (2x) last at Denver (12/29/14)
 MIN: 28 at Drexel (11/17/14)

#5 OBI ROMEO

PTS: 2 (2x) last vs. Loyola Maryland (12/9/14)
 REB: 3 (2x) last vs. Western Kentucky (11/27/14)
 FGM: 1 vs. Western Kentucky (11/27/14)
 FGA: 1 vs. Western Kentucky (11/27/14)
 3FGM: --
 3FGA: --
 FTM: 2 vs. Loyola Maryland (12/9/14)
 FTA: 2 vs. Loyola Maryland (12/9/14)
 AST: 1 at Gonzaga (11/19/14)
 BLK: 2 (2x) last vs. Loyola Maryland (12/9/14)
 STL: 1 at Gonzaga (11/19/14)
 TO: --
 MIN: 13 at Gonzaga (11/19/14)

#21 KYLE THOMPSON

PTS: 2 vs. Loyola Maryland (12/9/14)
 REB: 1 (2x) last at Marist (12/20/14)
 FGM: 1 vs. Loyola Maryland (12/9/14)
 FGA: 1 (2x) last vs. Loyola Maryland (12/9/14)
 3FGM: --
 3FGA: --
 FTM: 1 at Marist (12/20/14)
 FTA: 2 at Marist (12/20/14)
 AST: 1 vs. Loyola Maryland (12/9/14)
 BLK: --
 STL: --
 TO: --
 MIN: 2 (4x) last at Marist (12/20/14)

#40 JAI WILLIAMS

PTS: 8 vs. George Mason (2/7/15)
 REB: 3 at Massachusetts (2/25/15)
 AST: 1 at La Salle (1/27/15)
 FGM: 3 vs. George Mason (2/7/15)
 FGA: 4 vs. George Mason (2/7/15)
 3FGM: --
 3FGA: --
 FTM: 2 vs. George Mason (2/7/15)
 FTA: 3 vs. George Mason (2/7/15)
 BLK: 1 (4x) last vs. George Mason (2/7/15)
 STL: 1 (3x) last vs. George Mason (2/7/15)
 TO: 2 (3x) last at Massachusetts (2/25/15)
 MIN: 19 vs. George Mason (2/7/15)

#24 CHRIS WILSON

PTS: 23 vs. Fordham (1/14/15)
 REB: 10 vs. Penn (1/24/15)
 AST: 7 at La Salle (1/27/15)
 FGM: 7 (2x) last vs. St. Bonaventure (2/21/15)
 FGA: 14 vs. St. Bonaventure (2/21/15)
 3FGM: 5 vs. Fordham (1/14/15)
 3FGA: 9 (3x) last vs. St. Bonaventure (2/21/15)
 FTM: 6 vs. Fordham (1/14/15)
 FTA: 6 vs. Fordham (1/14/15)
 BLK: 1 (3x) last vs. St. Bonaventure (2/21/15)
 STL: 4 at Massachusetts (2/25/15)
 TO: 6 at VCU (1/10/15)
 MIN: 43 vs. St. Bonaventure (2/21/15)

GAME RECAPS

Game 1: November 14, 2014 - Hagan Arena
FDU 58 - SJU 57

The Hawks suffered just their second loss in 10 season openers as FDU hit a three-pointer with 3.3 seconds to play to gain the 58-57 win. The Hawks had taken a 57-53 lead with 1:13 remaining after back-to-back three-pointers from **DeAndre' Bembry** and **Chris Wilson**. FDU answered with a layup with 50 seconds to play and then rebounded a Hawks' miss on the next possession. FDU inbounded with :09 to play after a Saint Joseph's foul and **Mustafa Jones**, a Philadelphia native, hit the gamewinner from the right side. **Isaiah Miles** made the first start of his career and had his first career double-double with 12 points and a personal best 14 rebounds. Wilson added 12 points as the only other Hawk in double figures. **Aaron Brown** scored nine points in his SJU debut while **Javon Baumann** grabbed a career-high eight rebounds. FDU held a 28-25 lead at halftime and by as much as 34-28 two minutes into the second half. A dunk by Bembry started a 9-3 run for the Hawks, with four points from Brown, as SJU opened its biggest lead of the second half, 44-39, with 6:47 remaining. FDU pulled within 46-45, but Miles countered with a three-point play to up the Hawks' lead to 49-45. Despite another layup by Brown, FDU would tie the score, 51-51, with 2:32 to play. The Hawks committed 16 turnovers in the game.

Fairleigh Dickinson (1-0)

##	Player		tot-fg		3-pt		rebounds		pf	tp	a	to	blk	s	min
			fg	fga	fg	fga	ft	fta							
20	HARRIS, Xavier	f	3	7	0	0	0	0	1	2	3	4	6	1	16
35	STOKES, Darius	f	3	4	0	0	1	2	2	2	4	5	7	0	26
03	MacDONALD, Matt	g	4	14	2	6	2	2	3	5	8	2	12	1	36
22	ANDERSON, Dariang	g	3	9	2	3	2	3	1	4	5	1	10	4	33
24	JONES, Mustafaa	g	5	12	2	7	1	2	0	0	0	2	13	3	30
02	NIX, Malachi	g	1	4	0	0	2	4	0	0	0	4	4	0	20
05	POTTS Jr, Earl	g	1	2	0	1	0	0	1	2	3	2	0	0	11
15	TOWNES, Marques	g	2	4	0	2	0	0	0	3	3	0	4	1	0
21	MANN, Myles	g	0	0	0	0	0	0	0	0	0	0	0	0	1
TEAM															
Totals.....			22	56	6	19	8	13	11	17	28	17	58	14	200

TOTAL FG% 1st Half: 10-25 40.0% 2nd Half: 12-31 38.7% Game: 39.3% DEADBALL
 3-Pt. FG% 1st Half: 2-9 22.2% 2nd Half: 4-13 30.8% Game: 31.6% REBOUNDS
 F Throw % 1st Half: 6-9 66.7% 2nd Half: 2-4 50.0% Game: 61.5% 3

Saint Joseph's (0-1)

##	Player		tot-fg		3-pt		rebounds		pf	tp	a	to	blk	s	min
			fg	fga	fg	fga	ft	fta							
15	MILES, Isaiah	f	5	14	1	4	1	1	8	6	14	3	12	3	33
25	DEMERY, James	f	3	8	0	0	1	2	0	1	1	2	3	0	10
43	BEMBRY, DeAndre'	f	3	10	1	3	1	2	0	1	4	5	3	8	4
34	BAUMANN, Javon	c	2	4	0	0	1	4	7	1	8	1	5	1	19
24	WILSON, Chris	g	5	13	2	7	0	0	0	6	6	1	12	2	39
00	MASCHMEYER, E	g	1	3	1	3	0	0	0	2	2	0	3	2	12
01	NEWKIRK, Shavar	g	2	4	0	2	1	1	0	5	5	4	5	4	21
02	BROWN, Aaron	g	3	6	0	1	3	4	2	0	2	0	9	0	29
TEAM															
Totals.....			22	55	5	20	8	14	18	26	44	14	57	16	200

TOTAL FG% 1st Half: 10-29 34.5% 2nd Half: 12-26 46.2% Game: 40.0% DEADBALL
 3-Pt. FG% 1st Half: 2-9 22.2% 2nd Half: 3-11 27.3% Game: 25.0% REBOUNDS
 F Throw % 1st Half: 3-7 42.9% 2nd Half: 5-7 71.4% Game: 57.1% 3

Officials: Tony Crisp, Kenneth Turner, Gene Steratore
 Technical fouls: Fairleigh Dickinson-HARRIS, Xavier. Saint Joseph's-MILES, Isaiah.
 Attendance: 4200

Score by Periods 1st 2nd Total
 Fairleigh Dickinson 28 30 58
 Saint Joseph's 25 32 57

Game 2: November 17, 2014 - Daskalakis Center - Philadelphia, Pa.
SJU 52 - Drexel 49

Aaron Brown hit a driving layup with 1:30 to play to break a 47-47 tie, and **Isaiah Miles** and **Shavar Newkirk** hit late free throws to help Saint Joseph's defeat Drexel, 52-49, at the Daskalakis Center. **DeAndre' Bembry** had 13 points and eight rebounds for the Hawks, while freshman **James Demery** scored 12 for the first double-figure game of his career and Brown scored 11 points off the bench. The Hawks trailed at halftime, 25-24, and by as much as 36-29 with over 12 minutes to play in the second half. But SJU used its fullcourt press to up the tempo and force a few Drexel turnovers and limit the Dragons without a point for four minutes. A jumper by Newkirk started a 12-0 run by the Hawks, which included four points from Demery, to give SJU a 41-36 lead with 8:48 remaining. With SJU leading 45-40 after a layup by Brown, Drexel went on a 7-2 spurt to tie the game at 47-47 with 3:01 to play. Newkirk rebounded a Drexel miss and Brown drove to put the Hawks up for good, 49-47, at 1:30. Miles made 1-of-2 free throws but Drexel's Damion Lee hit a pair from the line to pull the home team within, 50-49, with 16 seconds to play. Newkirk connected on both free throws at :11 and Drexel missed its last attempt as time expired.

Saint Joseph's (1-1)

##	Player		tot-fg		3-pt		rebounds		pf	tp	a	to	blk	s	min
			fg	fga	fg	fga	ft	fta							
15	MILES, Isaiah	f	1	9	0	4	3	4	3	5	8	3	5	0	24
25	DEMERY, James	f	4	9	0	0	4	7	3	1	4	1	12	0	36
43	BEMBRY, DeAndre'	f	5	13	1	5	2	3	2	6	8	2	13	3	39
34	BAUMANN, Javon	c	2	3	0	0	0	0	2	0	2	4	4	0	26
24	WILSON, Chris	g	0	2	0	2	0	1	1	2	3	2	0	1	29
00	MASCHMEYER, E	g	0	0	0	0	0	0	0	0	0	0	0	0	1
01	NEWKIRK, Shavar	g	1	5	0	0	5	6	0	3	3	1	7	2	25

02 BROWN, Aaron	5	10	0	0	1	1	1	3	4	2	11	0	1	0	0	28
40 WILLIAMS, Jai	0	0	0	0	0	0	0	0	0	1	0	0	0	0	0	2
TEAM																
Totals.....	18	51	1	11	15	22	13	25	38	16	52	6	13	4	10	200

TOTAL FG% 1st Half: 9-27 33.3% 2nd Half: 9-24 37.5% Game: 35.3% DEADBALL
 3-Pt. FG% 1st Half: 1-8 12.5% 2nd Half: 0-3 0.0% Game: 9.1% REBOUNDS
 F Throw % 1st Half: 5-6 83.3% 2nd Half: 10-16 62.5% Game: 68.2% 2

Drexel (0-2)

##	Player		tot-fg		3-pt		rebounds		pf	tp	a	to	blk	s	min
			fg	fga	fg	fga	ft	fta							
11	Allen, Tavon	f	1	8	1	5	0	0	0	4	4	2	3	2	33
15	Bah, Mohamed	f	3	6	0	0	0	0	2	2	4	4	6	0	27
24	Williams, Rodney	f	3	9	0	0	0	0	0	8	8	2	6	2	38
13	London, Rashann	g	3	9	0	0	0	0	0	2	2	2	6	2	33
14	Lee, Damion	g	6	18	2	7	9	9	1	6	7	3	23	1	37
00	Derboghosian, S	g	1	1	0	0	1	2	2	1	3	3	0	0	16
01	Wilson, Freddie	g	1	2	0	0	0	0	0	1	3	2	1	1	16
TEAM															
Totals.....			18	53	3	12	10	11	10	25	35	19	49	8	200

TOTAL FG% 1st Half: 11-26 42.3% 2nd Half: 7-27 25.9% Game: 34.0% DEADBALL
 3-Pt. FG% 1st Half: 3-6 50.0% 2nd Half: 0-6 0.0% Game: 25.0% REBOUNDS
 F Throw % 1st Half: 0-0 0.0% 2nd Half: 10-11 90.9% Game: 90.9% 1

Officials: Brian O'Connell, Gary Prager, Pat Driscoll
 Attendance: 2,509

Score by Periods 1st 2nd Total
 Saint Joseph's 24 28 52
 Drexel 25 24 49

Game 3: November 19, 2014 - McCarthy Center - Spokane, Wash.
#13/11 Gonzaga 94 - SJU 42

The opened play in the 2014 NIT Season Tip-Off with a 94-42 defeat at 13th-ranked Gonzaga at the McCarthy Athletic Center. Junior **Aaron Brown** led the Hawks with a season-high 14 points. Gonzaga scored the first eight points of the game and made its first eight field goal attempts and held the Hawks to 2-of-10 from the floor en route to a 16-2 advantage at the 15:02 mark. After a three-pointer by **Chris Wilson** made it 16-5, the Bulldogs reeled off 12 straight, keeping the Hawks off the scoreboard for a six-and-a-half-minute stretch. Saint Joseph's cut the deficit to 31-10 on a free throw by **Javon Baumann** with 6:23 to go in the half, but Gonzaga scored the final 17 points of the period to take a 48-10 margin into halftime. The Bulldogs extended the run to 29-1 to start the second half, leading 60-11 with 17:46 to go. The 52-point margin of defeat was the largest in school history, and the Hawks' 42 points scored was their lowest total since a 56-39 loss at Villanova on February 6, 2007.

Saint Joseph's (1-2)

##	Player		tot-fg		3-pt		rebounds		pf	tp	a	to	blk	s	min
			fg	fga	fg	fga	ft	fta							
15	MILES, Isaiah	f	0	5	0	3	2	2	0	2	2	3	2	0	24
25	DEMERY, James	f	3	8	0	1	2	2	2	0	2	2	8	0	19
34	BAUMANN, Javon	f	0	3	0	0	1	2	2	0	2	2	1	0	19
43	BEMBRY, DeAndre'	f	2	13	0	3	1	4	2	3	5	1	5	2	31
24	WILSON, Chris	g	3	7	1	3	0	1	1	0	1	3	7	0	29
00	MASCHMEYER, E	g	0	3	0	2	0	0	0	2	2	0	0	0	15
01	NEWKIRK, Shavar	g	1	7	0	3	0	0	0	1	1	0	2	1	22
02	BROWN, Aaron	g	5	8	1	2	3	4	0	1	1	3	14	0	17
03	BOOTH, Mike	g	0	1	0	0	0	0	0	0	0	0	0	0	2
05	ROMEO, Obi	g	0	0	0	0	0	0	1	2	3	0	0	1	13
20	CASPER, Brendan	g	1	3	0	1	1	2	0	1	1	1	3	0	17
21	THOMPSON, Kyle	g	0	0	0	0	0	0	0	1	1	0	0	0	2
TEAM															
Totals.....			15	58	2	18	10	17	10	16	26	15	42	4	200

TOTAL FG% 1st Half: 3-28 10.7% 2nd Half: 12-30 40.0% Game: 25.9% DEADBALL
 3-Pt. FG% 1st Half: 1-10 10.0% 2nd Half: 1-8 12.5% Game: 11.1% REBOUNDS
 F Throw % 1st Half: 3-7 42.9% 2nd Half: 7-10 70.0% Game: 58.8% 2

Gonzaga (3-0)

		tot-fg		3-pt		rebounds												
##	Player	f	fg	fga	fg	fga	ft	fta	of	de	tot	pf	tp	a	to	blk	s	min
33	WILTIER, Kyle	f	1	6	1	3	4	6	2	1	3	3	7	1	0	1	0	15
24	KARNOWSKI, P	c	5	11	0	0	1	3	1	7	8	2	11	1	3	0	0	20
04	PANGOS, Kevin	g	3	4	0	1	0	0	0	5	5	0	6	6	0	1	1	19
05	BELL JR., Gary	g	6	8	5	7	1	1	0	1	1	1	18	1	0	0	2	22
22	WESLEY, Byron	g	5	11	0	1	2	3	3	2	5	0	12	6	1	1	0	26
02	NUNEZ, Angel	g	4	5	1	1	0	1	1	7	8	1	9	2	0	0	0	20
03	DRANGINIS, Kyle	g	2	5	1	4	0	0	3	1	4	2	5	1	0	0	0	20
11	SABONIS, Domantas	g	4	4	0	0	2	3	4	7	11	3	10	1	3	0	2	19
13	PERKINS, Josh	g	6	8	1	3	0	0	0	3	3	3	13	2	3	0	1	27
14	GRIFFIN, Connor	g	0	1	0	0	0	0	0	3	3	0	0	0	0	0	0	5
15	BAKAMUS, Rem	g	0	1	0	1	0	0	0	1	1	1	0	0	0	0	0	2
55	TRIANO, Dustin	g	1	1	1	1	0	0	0	0	0	0	3	0	1	0	0	5
TEAM									2		2							
Totals.....			37	65	10	22	10	17	16	38	54	16	94	21	11	3	6	200

GAME RECAPS

Game 4: November 22, 2014 - Hagan Arena

SJU 68 - Vermont 60

DeAndre' Bembry scored 22 points to lead Saint Joseph's over Vermont, 68-60, at Hagan Arena. Bembry tied his career-high in both points and rebounds with nine, while **Isaiah Miles** had 15 points. **Aaron Brown** added 13 points for his third straight game in double figures. Vermont took the early lead, 11-1, on the Hawks in the first three minutes of the game. The Hawks fought back, going on a 16-5 run as Bembry and Wilson combined to score 11 points. Bembry had a dunk and a layup and then threaded a fast break pass to **Chris Wilson**, who converted the layup to give SJU its first lead of the game, 17-16, with 9:28 remaining. The Hawks maintained the lead the rest of the way, holding a 32-26 margin at halftime as they forced 10 Vermont turnovers in the half, while outrebounding the visitors, 25-16. The Hawks came out firing in the second half, and a Bembry three-pointer started a 7-0 run, as SJU forced four straight Vermont turnovers. A **Javon Baumann** layup with the pass from Bembry and a jumper by Miles gave the Hawks a 39-26 lead. Vermont broke its four-minute scoreless streak at 15:10 on a three-pointer. But another Bembry three-pointer pushed the Hawks' lead to 42-29. A pair of free throws by Bembry gave SJU its biggest lead of the game, 46-32. Vermont scored six straight to cut SJU's lead to 51-45 at 8:48, but Saint Joseph's answered with five points from Miles to increase its margin back to 10, 56-46. The Catamounts made one more push, coming to within 61-56 with 3:23 left, but Bembry went 4-for-4 from the foul line to go up by 66-56 with 2:08 remaining.

Vermont (2-2)

##	Player	fg	fga	3-pt	ft	fta	rebounds	of	de	tot	pf	tp	a	to	blk	s	min
05	HAROLD, Hector	f	4	9	2	4	0	0	1	4	5	4	10	2	0	1	29
32	O'DAY, Ethan	f	5	8	0	0	0	0	1	1	2	10	1	1	2	0	29
15	KILPATRICK, B	g	2	6	0	1	1	3	0	1	1	0	5	2	3	0	20
20	DUNCAN, Ernie	g	1	1	1	1	0	0	0	1	1	2	3	1	3	0	10
24	WILLS, Dre	g	3	6	0	1	2	3	3	6	3	8	3	1	0	0	31
00	HATTON, Brandon	0	1	0	1	0	0	0	1	1	0	0	0	0	0	0	8
02	BELL-HAYNES, Trae	4	8	0	1	0	0	1	2	3	3	8	4	4	0	1	18
03	PIERSON, Ryan	0	1	0	0	2	2	0	2	2	1	2	0	1	0	0	6
14	WARD, Cam	1	3	1	3	0	0	0	0	0	1	3	1	2	0	0	15
25	URQUHART, Drew	1	4	0	1	3	4	0	3	3	2	5	0	0	1	0	11
34	STEIDL, Kurt	2	6	2	5	0	0	0	5	5	2	6	1	1	0	1	23
TEAM																	
Totals.....		23	53	6	18	8	12	7	26	33	20	60	13	18	3	3	200

TOTAL FG% 1st Half: 9-24 37.5% 2nd Half: 14-29 48.3% Game: 43.4% DEADBALL
3-Pt. FG% 1st Half: 3-7 42.9% 2nd Half: 3-11 27.3% Game: 33.3% REBOUNDS
F Throw % 1st Half: 5-7 71.4% 2nd Half: 3-5 60.0% Game: 66.7% 3

Saint Joseph's (2-2)

##	Player	fg	fga	3-pt	ft	fta	rebounds	of	de	tot	pf	tp	a	to	blk	s	min
15	MILES, Isaiah	f	6	11	3	7	0	0	2	1	3	3	15	0	2	1	34
25	DEMERY, James	f	0	3	0	0	4	6	4	2	6	0	4	0	1	1	25
43	BEMBRY, DeAndre'	f	6	14	2	5	8	10	1	8	9	3	22	4	6	0	39
34	BAUMANN, Javon	c	2	3	0	0	2	4	2	4	6	4	6	2	3	1	4
24	WILSON, Chris	g	2	7	1	3	0	0	1	0	1	3	5	1	0	0	25
01	NEWKIRK, Shavar	1	5	0	0	1	3	0	3	3	1	3	3	2	0	0	27
02	BROWN, Aaron	4	11	0	0	5	6	1	4	5	1	13	0	0	0	0	22
TEAM																	
Totals.....		21	54	6	15	20	29	13	24	37	15	68	14	15	3	13	200

TOTAL FG% 1st Half: 11-32 34.4% 2nd Half: 10-22 45.5% Game: 38.9% DEADBALL
3-Pt. FG% 1st Half: 3-9 33.3% 2nd Half: 3-6 50.0% Game: 40.0% REBOUNDS
F Throw % 1st Half: 7-13 53.8% 2nd Half: 13-16 81.3% Game: 69.0% 3

Officials: Paul Faia, Dan Anderson, John Gwynn
Technical fouls: Vermont-None. Saint Joseph's-None.
Attendance: 3,851

Score by Periods	1st	2nd	Total
Vermont	26	34	60
Saint Joseph's	32	36	68

Game 5: November 25, 2014 - Hagan Arena

SJU 74 - LIU Brooklyn 70 (OT)

Freshman **James Demery** hit a three-pointer to send the game into overtime and Saint Joseph's scored the first four points of the extra period as the Hawks defeated LIU Brooklyn, 74-70, in the NIT Season Tip-Off at Hagan Arena. **DeAndre' Bembry** led Saint Joseph's with 17 points and a career-high 11 rebounds for his first-ever double-double. Demery took a pass from Bembry on the left wing and connected on the first three-pointer of his career with :03 remaining to knot the score at 67-67. LIU had taken the 67-64 lead with 10 seconds to play on a pair of free throws. **Aaron Brown** and **Isaiah Miles** scored the first four points for SJU in the overtime, and LIU answered back with a three-pointer at 1:30, to cut the lead to 71-70. But Bembry made one free throw and Brown connected on a pair to seal the win for the Hawks. Brown scored a career-high 15 points for SJU while **Chris Wilson** tallied 13 points and Demery finished with 11. Wilson got the Hawks off to a quick start, making his first three three-pointers, to give SJU a 9-3 lead. He would combine with Bembry to score the Hawks' first 17 points of the game as they held a 17-16 lead at the 11:54 mark. With LIU leading, 20-19, SJU went on a 10-2 run to take a 29-22 lead with under five minutes to play and then hold a 35-29 edge at halftime. The Hawks built up their largest lead of the game, 41-31, just four minutes into the second half. Trailing 49-42 with 10:48, the Blackbirds chipped away at the margin and came within 59-57 on a three-pointer with 4:41 to play. LIU Brooklyn tied the contest, 61-61, and went ahead, 63-62, with 1:26 to play. Demery hit two free throws at 1:06 to give the Hawks a 64-63 lead and after LIU went ahead, hit the game-tying three-pointer.

LIU Brooklyn (0-2)

##	Player	fg	fga	3-pt	ft	fta	rebounds	of	de	tot	pf	tp	a	to	blk	s	min
01	ATTERBERRY, L	f	1	5	0	3	0	0	0	6	6	1	2	0	2	1	29
15	ZANNA, Nura	f	6	9	0	0	2	3	4	4	8	5	14	0	1	0	31
04	MARTIN, Gerrell	g	1	5	0	1	0	0	0	2	2	0	2	0	0	1	20
10	FRIDRIKSSON, E	g	4	9	2	4	2	2	0	1	1	2	12	1	0	1	27
24	HERMANNSSON, S	g	4	12	0	2	0	0	0	3	3	4	8	5	3	0	36
00	WOODS, Trevin	3	5	1	1	0	0	5	3	8	4	7	0	1	2	0	22
03	FLEMING, Iverson	4	7	3	4	3	4	0	1	1	1	14	1	1	0	3	20
05	WOODS, Trevon	0	1	0	1	0	0	0	1	1	0	0	0	0	0	0	2
11	HERNANDEZ, Joel	4	9	1	3	1	2	2	3	5	2	10	2	2	1	0	29
12	HOOD, Jamil	0	1	0	0	1	2	0	0	0	2	1	0	1	0	0	9
TEAM																	
Totals.....		27	63	7	19	9	13	13	25	38	21	70	10	12	4	8	225

TOTAL FG% 1st Half: 13-28 46.4% 2nd Half: 13-29 44.8% Game: 42.9% DEADBALL
3-Pt. FG% 1st Half: 1-7 14.3% 2nd Half: 5-10 50.0% Game: 36.8% REBOUNDS
F Throw % 1st Half: 2-3 66.7% 2nd Half: 7-10 70.0% Game: 69.2% 4

Saint Joseph's (3-2)

##	Player	fg	fga	3-pt	fg	fga	ft	fta	rebounds	of	de	tot	pf	tp	a	to	blk	s	min
15	MILES, Isaiah	f	4	11	0	2	0	1	0	3	3	4	8	0	2	2	0	27	
25	DEMERY, James	f	4	7	1	2	2	2	4	1	5	0	11	1	1	1	0	30	
43	BEMBRY, DeAndre'	c	7	17	2	8	1	3	2	9	11	3	17	5	4	1	0	44	
34	BAUMANN, Javon	c	3	5	0	0	0	2	2	3	5	3	6	0	0	0	0	28	
24	WILSON, Chris	g	5	12	3	9	0	2	2	5	7	1	13	4	1	0	1	42	
00	MASCHMEYER, E		0	0	0	0	0	0	0	0	0	0	0	1	0	0	0	1	
01	NEWKIRK, Shavar		0	3	0	1	2	2	0	0	0	2	2	3	0	1	1	17	
02	BROWN, Aaron		4	9	0	1	7	9	4	3	7	2	15	3	2	1	1	33	
20	CASPER, Brendan		1	1	0	0	0	0	1	0	1	0	2	0	0	0	0	3	
TEAM									1	1	2								
Totals.....			28	65	6	23	12	21	16	25	41	15	74	17	10	6	3	225	

TOTAL FG% 1st Half: 15-30 50.0% 2nd Half: 11-29 37.9% Game: 43.1% DEADBALL
3-Pt. FG% 1st Half: 5-14 35.7% 2nd Half: 1-6 16.7% Game: 26.1% REBOUNDS
F Throw % 1st Half: 0-0 0.0% 2nd Half: 9-15 60.0% Game: 57.1% 3

Officials: Pat Driscoll, Sean Casady, Evon Burroughs
Technical fouls: LIU Brooklyn-None. Saint Joseph's-None.
Attendance: 3,243

Score by Periods	1st	2nd	OT	Total
LIU Brooklyn	29	38	3	70
Saint Joseph's	35	32	7	74

Game 6: November 27, 2014 - Madison Square Garden - New York, N.Y.

NIT Season Tip-Off

Western Kentucky 62 - SJU 59

DeAndre' Bembry notched a career-high 23 points, but Saint Joseph's fell to Western Kentucky, 62-59, at Madison Square Garden on Thanksgiving night in the NIT Season Tip-Off. Bembry shot 10-for-20 from the field, and scored 16 in the second half for Saint Joseph's, while **Javon Baumann** added a career-high 11 points. With SJU trailing 46-40 at the 11:48 mark, Bembry would score 10 of the Hawks' next 12 points. His steal and dunk with over six minutes to play gave SJU their first tie of the half, 50-50, and he gave the Hawks their first lead since the early part of the first half, 54-52, with 2:46 remaining. Western Kentucky regained the lead and went up 58-54 on a tip-in at :51. WKU then took a 60-56 lead with a pair of free throws with 14.5 seconds to play. **Aaron Brown** hit a three-pointer with 6.3 seconds left to pull the Hawks within 60-59 before two free throws put the Hilltoppers up three with 5.4 seconds left. Bembry had a chance to send the game to overtime, but his three-point attempt at the buzzer was off the mark. In the first half, WKU held an 18-17 lead and then used an 8-2 run to go up 26-19. The Hilltoppers took their biggest lead of the half, 31-22, with 1:25 to play. A layup by Baumann cut the Hawk deficit to 31-24 at halftime.

Western Kentucky (2-3)

##	Player	fg	fga	3-pt	ft	fta	rebounds	of	de	tot	pf	tp	a	to	blk	s	min
03	JACKSON, TRENCY	f	5	10	1	4	0	0	1	3	4	2	11	3	2	0	34
44	FANT, GEORGE	f	6	11	0	0	5	6	11	4	15	3	17	3	6	0	33
14	LAWSON, BEN	c	4	6	0	0	0	0	1	2	3	3	8	1	3	1	25
51	HARRISON-DOCKS	g	5	15	2	11	0	0	2	2	2	12	2	1	0	1	40
52	PRICE, T.J.	g	1	8	0	5	4	4	1	3	4	4	6	4	1	0	24
00	SPREWELL, AYINDE	0	0	1	0	0	0	0	0	0	0	0	0	0	1	0	2
02	CLAYTON, DJ	0	0	0	0	0	0	0	1	1	0	0	0	0	1	0	8
20	ROSTOV, ALEKSEJ	1	1	0	0	0	1	0	0	0	3	2	0	1	0	0	6
21	SNIPES, NIGEL	0	3	0	2	0	0	0	0	0	2	0	0	0	0	1	12
23	JOHNSON, JUSTIN	2	2	0	0	0	1	2	1	3	0	4	0	0	0	0	8
33	MARBERRY, ROB	1	1	0	0	0	0	0	1	1	1	2	0	0	0	0	8
TEAM																	
Totals.....		25	58	3	22	9	12	17	23	40	20	62	13	16	1	5	200

TOTAL FG% 1st Half: 14-29 48.3% 2nd Half: 11-29 37.9% Game: 43.1% DEADBALL
3-Pt. FG% 1st Half: 2-10 20.0% 2nd Half: 1-12 8.3% Game: 13.6% REBOUNDS
F Throw % 1st Half: 1-4 25.0% 2nd Half: 8-8 100% Game: 75.0% 1

Saint Joseph's (3-3)

##	Player	fg	fga	3-pt	fg	fga	ft	fta	rebounds	of	de	tot	pf	tp	a	to	blk	s	min
15	MILES, Isaiah	f	3	11	2	7	1	3	4	4	8	5	9	1	3	1	0	0	28
43	BEMBRY, DeAndre'	f	10	20	1	4	2	5	1	2	3	1	23	1	0	0	4	40	
34	BAUMANN, Javon	c	5	6	0	0	1	2	2	2	4	3	11	1	1	0	0	32	
24	WILSON, Chris	g	0	2	0	1	0	0	0	2	2	1	0	2	3	0	1	18	
25	DEMERY, James	g	2	4	1	2	1	3	1	3	4	0	6	2	3	1	0	34	
00	SCHMEYER, E		0	0	0	0	0	0	0	0	0	0	0	0	0	0	0	3	
01	NEWKIRK, Shavar		1	4	0	0	1	2	0	2	2	1	3	3	5	0	0	25	
02	BROWN, Aaron		2	5	1	1	0	0	0	0	0	4	5	2	0	0	1	15	

GAME RECAPS

05 ROMEO, Obi	1	1	0	0	0	0	2	1	3	0	2	0	0	0	0	2
20 CASPER, Brendan	0	1	0	1	0	0	0	0	0	0	0	0	0	0	0	3
TEAM							3	2	5							
Totals.....	24	54	5	16	6	15	13	18	31	15	59	12	15	3	6	200

TOTAL FG% 1st Half: 10-27 37.0%	2nd Half: 14-27 51.9%	Game: 44.4%	DEADB
3-Pt. FG% 1st Half: 3-6 50.0%	2nd Half: 2-10 20.0%	Game: 31.3%	REBOUNDS
F Throw % 1st Half: 1-6 16.7%	2nd Half: 5-9 55.6%	Game: 40.0%	3

Officials: Jeff Anderson, Lamar Simpson, Paul Szelc
 Technical fouls: Western Kentucky-None. Saint Joseph's-None.
 Attendance: 1,266

Score by Periods	1st	2nd	Total
Western Kentucky	31	31	62
Saint Joseph's	24	35	59

Game 7: December 3, 2014 - Hagan Arena SJU 58 - Temple 56

Isaiah Miles scored a career-high 20 points and grabbed nine rebounds as Saint Joseph's held off Temple, 58-56, in Big 5 action at Hagan Arena. The game came down to the final play, with Temple inbound the ball with 11.7 seconds to go. The Owls' Will Cummings drove to the basket but SJU's **DeAndre' Bembry** made a game-saving block. Quenton DeCosey grabbed the rebound but his last-second attempt was off the mark. Miles shot 7-for-14 from the field and added four assists for Saint Joseph's, while Bembry finished with 11 points, going 5-for-6 from the line, and grabbing seven rebounds. The Hawks held a 51-42 lead with 8:44 remaining, but went cold from the floor. SJU would go without a field goal the rest of the way, but converted 7-for-8 from the foul line to preserve the win. During that stretch, Temple came within 57-56 with 30 seconds to play on a layup by Josh Brown. The Hawks turned the ball over on their next possession, but an offensive foul by Temple gave the ball back to SJU. Miles made 1-of-2 free throws with 11.7 seconds to go to provide the winning margin.

Temple (4-3, 1-1 Big 5)

##	Player	fg	fga	3-pt	fg	fga	ft	fta	rebounds	of	de	tot	pf	tp	a	to	blk	s	min
10	WILLIAMS, Mark	f	2	5	1	2	0	2	1	1	2	3	5	0	3	1	0	16	
23	WATSON, D	f	1	2	0	0	0	2	0	0	0	2	2	0	0	2	0	17	
02	CUMMINGS, Will	g	3	15	1	5	6	6	2	3	5	0	13	4	2	0	2	40	
04	DINGLE, Daniel	g	2	8	0	3	0	0	1	3	4	5	4	2	1	1	0	28	
25	DECOSSEY, Quentong	g	7	11	3	5	5	6	2	3	5	3	22	4	1	0	37		
00	ENECHIONYA, Obi	g	2	2	0	0	0	0	2	2	4	1	4	0	1	1	2	20	
01	BROWN, Josh	g	3	5	0	1	0	0	2	7	9	1	6	3	2	0	1	25	
15	BOND, Jaylen	g	0	1	0	1	0	0	0	1	1	5	0	1	0	0	0	17	
TEAM									1	1	2					1			
Totals.....			20	49	5	17	11	16	11	21	32	20	56	14	14	6	5	200	

TOTAL FG% 1st Half: 7-21 33.3%	2nd Half: 13-28 46.4%	Game: 40.8%	DEADB
3-Pt. FG% 1st Half: 3-7 42.9%	2nd Half: 2-10 20.0%	Game: 29.4%	REBOUNDS
F Throw % 1st Half: 5-10 50.0%	2nd Half: 6-6 100%	Game: 68.8%	4

Saint Joseph's (4-3, 1-0 Big 5)

##	Player	fg	fga	3-pt	fg	fga	ft	fta	of	de	tot	pf	tp	a	to	blk	s	min
15	MILES, Isaiah	f	7	14	1	4	5	7	5	4	9	3	20	4	3	1	0	33
43	BEMBRY, DeAndre'	f	3	15	0	6	5	6	2	5	7	2	11	2	1	2	2	40
34	BAUMANN, Javon	c	2	3	0	0	0	0	2	0	2	5	4	0	1	0	0	22
24	WILSON, Chris	g	2	9	1	5	2	2	0	3	3	0	7	3	2	0	2	39
25	DEMERY, James	g	3	6	0	0	1	2	2	0	2	2	7	0	1	0	0	27
01	NEWKIRK, Shavar		1	2	0	0	0	0	0	5	5	1	2	2	0	0	1	14
02	BROWN, Aaron		2	7	0	0	3	4	0	1	1	2	7	0	1	0	0	25
TEAM									3	2	5							
Totals.....			20	56	2	15	16	21	14	20	34	15	58	11	9	3	5	200

TOTAL FG% 1st Half: 14-32 43.8%	2nd Half: 6-24 25.0%	Game: 35.7%	DEADB
3-Pt. FG% 1st Half: 1-9 16.7%	2nd Half: 1-9 11.1%	Game: 13.3%	REBOUNDS
F Throw % 1st Half: 5-8 62.5%	2nd Half: 11-13 84.6%	Game: 76.2%	5

Officials: Karl Hess, John Gaffney, Jeffrey Anderson
 Technical fouls: Temple-None. Saint Joseph's-None.
 Attendance: 4,200

Score by Periods	1st	2nd	Total
Temple	22	34	56
Saint Joseph's	34	24	58

Game 8: December 6, 2014 - The Pavilion - Villanova, Pa. #10/9 Villanova 74 - SJU 46

Villanova scored the first eight points of the game and never looked back as the 10th-ranked Wildcats handed Saint Joseph's a 74-46 defeat in a Big 5 game at The Pavilion. **DeAndre' Bembry** was the lone Hawk in double figures with 13 points as SJU evened its record to 4-4 and 1-1 in the Big 5. Sophomore walk-on **Brendan Casper** hit new career-highs with nine points and nine rebounds in a personal best 20 minutes played. Villanova jumped out to a 17-2 lead in the first six minutes as the Hawks made just 1-of-5 from the field and committed three of their season-high 21 turnovers. The Wildcats took a 31-11 lead at the 8:24 mark, but the Hawks started scoring, and went on a 9-1 run, with four points from Bembry and a basket by Casper. Casper picked up a steal and Bembry scored on a short jumper to cut the Hawks' deficit to 32-20 at 5:19. Villanova, however, closed out the half on a 12-4 run to take a 44-24 lead at halftime. Villanova made eight three-pointers in the first half, while the Hawks managed just 1-for-6 from behind the arc. Villanova shot 42.3 percent from the field in the second half, and Saint Joseph's hit just 9-of-34 from the field. The Wildcats took their biggest lead, 59-28, with 9:31 to play.

Saint Joseph's (4-4, 1-1 Big 5)

##	Player	fg	fga	3-pt	fg	fga	ft	fta	of	de	tot	pf	tp	a	to	blk	s	min
15	MILES, Isaiah	f	0	2	0	1	0	0	0	2	2	5	0	0	2	0	0	9
34	BAUMANN, Javon	f	0	1	0	0	1	2	0	0	0	4	1	0	0	1	0	9
43	BEMBRY, DeAndre'	f	5	15	0	2	3	5	0	3	3	0	13	1	2	0	4	34
24	WILSON, Chris	g	3	6	1	3	2	3	2	2	4	0	9	3	1	0	0	30
25	DEMERY, James	g	1	9	0	1	1	4	1	2	3	1	3	0	3	1	0	21
00	MASCHMEYER, E	g	2	0	0	0	0	1	0	1	0	4	0	2	0	0	5	
01	NEWKIRK, Shavar	g	0	8	0	2	0	0	1	3	4	2	0	3	3	0	0	26
02	BROWN, Aaron	g	3	5	0	0	1	2	1	6	7	3	7	1	3	0	0	24
03	BOOTH, Mike	g	0	0	0	0	0	2	1	0	1	0	0	0	0	0	0	2
05	ROMEO, Obi	g	0	0	0	0	0	1	0	1	1	0	0	0	0	1	0	7
20	CASPER, Brendan	g	4	9	0	1	1	2	3	6	9	2	9	1	5	1	2	20
21	THOMPSON, Kyle	g	0	1	0	0	0	0	0	0	0	0	0	0	0	0	0	2
40	WILLIAMS, Jai	g	0	1	0	0	0	0	0	1	1	2	0	0	0	0	0	11
TEAM									3	3	6							
Totals.....		18	59	1	10	9	21	13	29	42	19	46	9	21	4	6	200	

TOTAL FG% 1st Half: 9-25 36.0%	2nd Half: 9-34 26.5%	Game: 30.5%	DEADB
3-Pt. FG% 1st Half: 1-6 16.7%	2nd Half: 0-4 0.0%	Game: 10.0%	REBOUNDS
F Throw % 1st Half: 5-9 55.6%	2nd Half: 4-12 33.3%	Game: 42.9%	9

Villanova (8-0, 2-0 Big 5)

		tot-fg		3-pt		rebounds													
##	Player	f	fg	f	fga	f	ft	f	fta	of	de	tot	pf	tp	a	to	blk	s	min
22	PINKSTON, J	f	1	8	0	1	5	7	2	2	4	2	7	0	2	1	0	29	
23	OCHEFU, Daniel	f	3	3	0	0	0	3	1	4	5	4	6	0	3	0	2	14	
04	HILLIARD, Darrun	g	5	11	1	5	0	0	0	4	4	0	11	4	0	2	2	26	
15	ARCIDIACONO, R	g	1	5	0	1	0	0	0	3	3	2	2	4	0	0	3	21	
31	ENNIS, Dylan	g	2	7	2	4	2	4	1	3	4	2	8	4	2	0	1	23	
00	LOWE, Henry	g	0	1	0	1	0	0	0	0	0	0	0	0	0	0	0	3	
02	JENKINS, Kris	g	3	6	2	5	0	0	1	1	2	0	8	0	3	1	4	21	
03	HART, Josh	g	3	5	2	2	4	6	2	6	8	2	12	0	2	0	1	24	
05	BOOTH, Phil	g	4	7	1	3	2	2	0	3	3	3	11	2	1	0	0	17	
14	REYNOLDS, Darryl	g	3	4	0	0	0	2	1	3	4	3	6	1	2	2	0	17	
20	FARRELL, Patrick	g	1	1	1	1	0	0	0	1	1	0	3	0	0	0	0	3	
52	RAFFERTY, Kevin	g	0	0	0	0	0	0	0	0	0	0	0	0	0	0	0	2	
TEAM										1	2	3							
Totals.....			26	58	9	23	13	24	9	32	41	18	74	15	15	6	13	200	

TOTAL FG% 1st Half: 15-32 46.9%	2nd Half: 11-26 42.3%	Game: 44.8%	DEADB
3-Pt. FG% 1st Half: 8-15 53.3%	2nd Half: 1-8 12.5%	Game: 39.1%	REBOUNDS
F Throw % 1st Half: 6-9 66.7%	2nd Half: 7-15 46.7%	Game: 54.2%	4

Officials: Mike Roberts, Brian O'Connell, Earl Walton
 Technical fouls: Saint Joseph's-None. Villanova-None.
 Attendance: 6,500

Score by Periods	1st	2nd	Total
Saint Joseph's	24	22	46
Villanova	44	30	74

Game 9: December 9, 2014 - Hagan Arena SJU 68 - Loyola Maryland 42

DeAndre' Bembry scored a game-high 21 points on 8-for-11 shooting to lead Saint Joseph's to a 68-42 win over Loyola Maryland at Hagan Arena. Bembry also grabbed a team-high seven rebounds and had two blocks for Saint Joseph's while **Chris Wilson** scored 13 points and handed out four assists. The Hawks struggled offensively and trailed for most of the first half, but outscored Loyola, 17-6, in the final six minutes to take a 28-24 lead at halftime. They took their first lead, 21-20, on a layup by Bembry with 1:48 to go. The sophomore scored nine points in a three-minute span, closing it out with a three-pointer as time expired. SJU stayed on track after halftime and opened the half with a 16-2 run to take a 44-26 lead with 14:44 remaining. Saint Joseph's took its biggest lead of the game, 57-31, with 8:42 to go and maintained a 20-plus point margin the rest of the way. The Hawks converted a season-best 53.8 percent from the field in the second half, after going just 9-for-23 from the field in the first half. It was Saint Joseph's largest winning margin of the year, as six of the Hawks' games have been decided by 10 points or less. Loyola owned a 16-7 lead in the early going as the Hawks missed nine of their first 10 shots.

Loyola (3-6)

##		Player	fg	fga	3-pt	fg	fga	ft	fta	of	de	tot	pf	tp	a	to	blk	s	min
13		RASSMAN, Franz	f	0	6	0	2	2	2	2	2	4	2	2	1	1	1	0	23
22		GREGORY, Cam	f	7	9	0	0	0	2	4	4	8	3	14	0	1	0	1	30
02		WALKER, Andre	g	4	10	2	4	2	3	0	2	2	4	12	0	1	0	0	23
05		LASTER, Eric	g	1	9	0	2	0	0	1	3	4	2	2	0	2	0	2	24
23		HUBBARD, Tyler	g	0	7	0	4	0	0	0	1	1	1	0	1	1	0	0	19
01		GORSKI, Nick	g	1	2	0	1	1	1	0	1	1	1	3	0	1	1	0	18
04		MANCINI, Stefano	g	0	1	0	1	0	0	0	0	0	1	0	0	0	0	0	2
10		BRITO, Denzel	g	1	2	0	1	0	0	0	2	2	0	2	0	2	0	0	18
11		TUOHY, Sean Jr.	g	0	1	0	1	0	0	0	0	0	0	0	0	0	0	0	5
15		BISHOP, Colton	g	0	1	0	0	2	2	0	1	1	4	2	0	0	0	0	18
20		STAUBI, Matt	g	0	0	0	0	0	0	0	0	0	0	0	0	0	0	0	1
35		BARNARD, C	g	1	5	0	0	3	6	1	3	4	2	5	0	0	0	1	17
42		FORNEY, Josh	g	0	0	0	0	0	2	0	1	1	0	0	0	0	0	0	2
TEAM										3	1	4							
Totals.....				15	53	2	16	10	18	11	21	32	20	42	2	9	2	4	200

GAME RECAPS

24 WILSON, Chris	g	4	10	1	4	4	4	1	3	4	1	13	4	1	0	1	30
25 DEMERY, James	g	3	7	0	0	1	3	3	3	6	2	7	1	0	0	1	22
00 MASCHMEYER, E		0	0	0	0	0	0	0	0	0	0	0	0	0	0	0	6
01 NEWKIRK, Shavar		1	3	0	2	3	4	0	1	1	2	5	2	1	0	3	26
02 BROWN, Aaron		0	3	0	0	1	2	0	4	4	5	1	0	0	0	0	14
03 BOOTH, Mike		0	0	0	0	0	0	0	0	1	0	0	0	0	0	0	2
05 ROMEO, Obi		0	0	0	0	2	2	0	1	1	1	2	0	0	2	0	4
20 CASPER, Brendan		2	4	1	2	1	2	0	6	6	1	6	1	0	0	0	9
21 THOMPSON, Kyle		1	1	0	0	0	0	0	0	0	0	2	1	0	0	0	2
40 WILLIAMS, Jai		0	0	0	0	0	0	0	2	2	0	0	0	0	0	1	5
TEAM									1	1							
Totals.....		23	49	5	13	17	25	7	31	38	17	68	11	8	5	7	200

TOTAL FG% 1st Half: 9-23 39.1% 2nd Half: 14-26 53.8% Game: 46.9% DEADBALL
 3-Pt. FG% 1st Half: 2-5 40.0% 2nd Half: 3-8 37.5% Game: 38.5% REBOUNDS
 F Throw % 1st Half: 8-10 80.0% 2nd Half: 9-15 60.0% Game: 68.0% 7

Officials: Bryan Kersey, Jerry Heater, Evon Burroughs
 Technical fouls: Loyola-None. Saint Joseph's-None.
 Attendance: 3,743

Score by Periods	1st	2nd	Total
Loyola	24	18	42
Saint Joseph's	28	40	68

Game 10 : December 20, 2014 - McCann Arena SIU 75 - Marist 58

Junior **Isaiah Miles** scored a career-high 23 points and **DeAndre' Bembry** added 16 points, nine rebounds and seven assists as Saint Joseph's cruised to a 75-58 win over Marist at McCann Arena. Miles scored 17 of his game-high total in the first half, hitting seven of his nine attempts from the field, including 3-of-5 from three-point range. **Aaron Brown** also added 10 points off the bench on 4-of-6 from the field. Saint Joseph's never trailed and ran out to a 13-4 lead on a jumper by Miles at the 15:02 mark of the first half. After the Red Foxes got within six, Miles keyed a 13-0 Saint Joseph's run with a pair of threes, and a layup by Brown pushed the margin to 26-7 with 9:37 remaining. After Marist got within 17, the Hawks scored nine consecutive points, seven of them from Miles, to take a commanding 35-9 lead with 5:26 on the clock. The Red Foxes ripped off eight straight points of their own and finished the half on a 13-2 run, but SJU entered halftime with a 37-22 lead on a season-best 55.6% shooting in the frame. The Hawks actually shot better from the field in the second half, hitting 56.5% from the field, to salt away the win, but it was Marist that came out of the locker room with the advantage, cutting the SJU lead to single digits at 45-36 on a layup with 14:44 to play. The lead fluctuated between 15 and 19 points over the final eight and a half minutes of the game before settling at 17.

Saint Joseph's (6-4)

##	Player	fg	fga	3-pt	fga	ft	fta	rebounds				pf	tp	a	to	blk	s	min
		fg	fga	fg	fga	ft	fta	of	de	tot	pf	tp	a	to	blk	s	min	
15	MILES, Isaiah	f	9	14	4	7	1	2	0	3	3	3	23	0	2	2	1	34
34	BAUMANN, Javon	f	1	1	0	0	1	2	1	3	4	3	3	0	1	1	2	23
43	BEMBRY, DeAndre'	f	5	10	2	4	4	5	1	8	9	3	16	7	3	0	2	38
24	WILSON, Chris	g	4	8	1	4	0	0	0	2	2	3	9	2	1	0	1	35
25	DEMERY, James	g	1	1	0	0	0	0	2	0	2	4	2	0	0	0	0	12
00	MASCHMEYER, E		0	1	0	1	0	0	0	0	0	1	0	1	0	0	6	
01	NEWKIRK, Shavar		3	7	0	2	3	4	0	1	1	1	9	3	0	0	24	
02	BROWN, Aaron		4	6	0	0	2	4	2	3	5	2	10	1	4	0	0	19
03	BOOTH, Mike		0	0	0	0	0	0	0	1	1	0	0	0	0	0	2	
20	CASPER, Brendan		1	2	0	0	0	0	0	1	1	0	2	0	0	0	3	
21	THOMPSON, Kyle		0	0	0	0	1	2	1	0	1	0	1	0	0	0	2	
40	WILLIAMS, Jai		0	0	0	0	0	0	0	0	0	1	0	0	0	0	2	
TEAM																		
Totals.....			28	50	7	18	12	19	7	22	29	21	75	14	11	3	6	200

TOTAL FG% 1st Half: 15-27 55.6% 2nd Half: 13-23 56.5% Game: 56.0% DEADBALL
 3-Pt. FG% 1st Half: 5-13 38.5% 2nd Half: 2-5 40.0% Game: 38.9% REBOUNDS
 F Throw % 1st Half: 2-4 50.0% 2nd Half: 10-15 66.7% Game: 63.2% 2

Marist (1-10)

		tot-fg		3-pt		rebounds														
##	Player	f	g	f	g	f	g	f	a	o	d	e	t	pf	tp	a	to	blk	s	min
24	Thomas, Manny	f	3	5	2	3	1	1	1	0	3	3	2	9	2	2	0	1	32	
35	Lawrence, Phillip	f	5	7	2	4	2	3	2	3	5	2	14	1	0	0	1	32		
44	Truog, Eric	c	3	6	0	2	1	2	0	1	1	5	7	0	0	0	1	21		
11	Lee, K.J.	g	1	2	0	0	2	2	2	2	4	2	4	3	5	0	0	36		
40	Lewis, Chavaughn	g	4	12	1	2	6	8	0	2	2	3	15	5	5	0	2	34		
01	Brooks, Kentrell		0	1	0	0	0	0	0	0	0	0	0	0	0	0	6			
04	Colletta, Nick		1	3	1	3	0	0	0	3	3	2	3	0	1	0	0	12		
10	Griffin, James		0	2	0	2	0	0	0	3	3	0	0	1	1	0	0	11		
21	Whitfield, Tourron		0	0	0	0	0	0	0	0	0	0	0	0	0	0	0	2		
25	McClenaghan, C		2	4	0	1	2	3	1	1	2	2	6	1	3	0	0	14		
TEAM											2									
Totals.....			19	42	6	17	14	19	5	20	25	18	58	13	17	0	5	200		

TOTAL FG% 1st Half: 8-24 33.3% 2nd Half: 11-18 61.1% Game: 45.2% DEADBALL
 3-Pt. FG% 1st Half: 3-10 30.0% 2nd Half: 3-7 42.9% Game: 35.3% REBOUNDS
 F Throw % 1st Half: 3-3 100% 2nd Half: 11-16 68.8% Game: 73.7% 1

Officials: John Hughes (R), Nathan Farrell, John Floyd
 Technical fouls: Saint Joseph's-None. Marist-None.
 Attendance: 1,158

Score by Periods	1st	2nd	Total
Saint Joseph's	37	38	75
Marist	22	36	58

Game 11: December 29, 2014 - Magness Arena Denver 77 - SJU 73 (OT)

Saint Joseph's lost a 10-point lead and Denver made shots down the stretch to defeat the Hawks, 77-73, in overtime at Magness Arena. **Isaiah Miles** had a career-high 24 points on 9-for-12 shooting, including 4-of-6 from three-point range. **DeAndre' Bembry** added 20 points and eight rebounds, while **Aaron Brown** scored 12 points. Denver scored the first five points of overtime, but Miles hit a three-pointer at 2:41 to pull the Hawks within, 70-68. After trading free throws, DU maintained a 72-69 lead. Bembry then scored underneath to pull SJU within 72-71 with 50 seconds left, but on Denver's next possession, Brett Olson hit a three-pointer at :17, giving the Pioneers a 75-71 edge. **Evan Maschmeyer** scored for the Hawks on a layup at 6.8 seconds, but after an SJU timeout, Denver inbounded to a streaking Cam Griffin, who sealed the win with a dunk with :03 left. The Hawks led 62-55 with 5:10 remaining in the second half. Denver then scored six in a row and cut SJU's lead to 62-61. **Chris Wilson** grabbed a steal and converted a layup to give the Hawks a 64-61 cushion and then went up 65-61 on a free throw by **Shavar Newkirk** at 1:58. DU pulled within 65-63 and Saint Joseph's missed its next shot and the Pioneers forced the overtime with a pair of free throws. Miles had one last chance for SJU, but his three-pointer at :19 was off the mark. Although they shot 52.2 percent in the game, the Hawks committed 14 turnovers in the contest. DU used five straight three-pointers to open the game and take an early 15-4 lead. The Hawks then went on an 13-1 run, ending with a dunk from Brown to give SJU its first lead of the game, 17-16. The teams traded leads and Saint Joseph's took its biggest of the half, 28-21, with over four minutes to play. The Hawks held that seven-point margin at halftime, 37-30.

Saint Joseph's (6-5)

##	Player	fg	fga	3-pt	fga	ft	fta	rebounds										tp	a	to	blk	s	min
25	DEMERY, James	f	2	4	0	1	3	5	2	1	3	3	7	3	1	0	0	20					
34	BAUMANN, Javon	f	1	1	0	0	1	2	0	0	0	2	3	0	0	1	0	10					
43	BEMBRY, DeAndre'	f	8	13	2	4	2	3	3	5	8	3	20	0	2	3	0	44					
15	MILES, Isaiah	g	8	11	4	6	4	4	2	0	2	2	24	1	2	0	1	41					
24	WILSON, Chris	g	1	8	0	4	1	2	0	7	7	2	3	2	1	0	1	36					
00	MASCHMEYER, E		1	2	0	1	1	2	0	0	0	0	3	1	0	0	2	10					
01	NEWKIRK, Shavar		0	0	0	0	1	2	0	0	0	2	1	4	5	0	0	24					
02	BROWN, Aaron		3	6	0	1	6	6	0	3	3	1	12	1	1	0	1	33					
20	CASPER, Brendan		0	1	0	0	0	0	0	3	3	1	0	0	2	0	0	7					
TEAM									1	2	3												
Totals.....			24	46	6	17	19	26	8	21	29	16	73	12	14	4	5	225					

TOTAL FG% 1st Half: 12-23 52.2% 2nd Half: 9-17 52.9% Game: 52.2% DEADBALL
 3-Pt. FG% 1st Half: 3-9 33.3% 2nd Half: 2-7 28.6% Game: 35.3% REBOUNDS
 F Throw % 1st Half: 10-12 83.3% 2nd Half: 8-12 66.7% Game: 73.1% 5

Denver (6-7)

##	Player	g	tot-fg	fga	3-pt	fga	ft	fta	rebounds					of	de	tot	pf	tp	a	to	blk	s	min
03	Love,Jalen	g	1	8	0	2	0	0	1	1	2	3	2	7	1	1	2	35					
23	Olson,Brett	g	9	12	5	6	4	4	0	5	5	2	27	3	2	0	0	42					
30	Griffin,Cam	g	5	8	0	1	5	9	2	3	5	3	15	2	2	0	3	40					
33	Engesser,Nate	g	6	10	3	5	0	1	0	1	1	3	15	3	1	0	0	34					
35	Byrd,Marcus	g	5	8	2	3	0	0	1	5	6	4	12	4	3	0	1	37					
05	Pemberton,Jake		0	0	0	0	0	0	0	0	0	1	0	0	0	0	4						
14	Douglas,Duke		1	3	0	0	0	0	0	0	0	0	2	0	1	0	0	18					
21	Rucker,Bryant		1	2	0	1	0	0	0	0	0	1	2	1	0	0	0	7					
24	Mackey,Christian		1	1	0	0	0	0	0	1	1	2	2	0	1	2	0	8					
TEAM									1	1	1												
Totals.....			29	52	10	18	9	14	5	16	21	19	77	20	11	3	6	225					

TOTAL FG% 1st Half: 10-21 47.6% 2nd Half: 15-25 60.0% Game: 55.8% DEADBALL
 3-Pt. FG% 1st Half: 6-11 54.5% 2nd Half: 2-5 40.0% Game: 55.6% REBOUNDS
 F Throw % 1st Half: 4-6 66.7% 2nd Half: 3-4 75.0% Game: 64.3% 2

Officials: Terry Oglesby, Doran Gotshall and Lewis Garrison
 Technical fouls: Saint Joseph's-None. Denver-None.
 Attendance: 1,437

Score by Periods	1st	2nd	OT	Total
Saint Joseph's	37	28	8	73
Denver	30	35	12	77

Game 12: January 3, 2015 - Hagan Arena George Washington 64 - SJU 60

George Washington held off a furious rally by Saint Joseph's to defeat the Hawks, 64-60, in the A-10 opener for both teams at Hagan Arena. Trailing 53-33 with 6:54 to play, Saint Joseph's held GW without a field goal for the rest of the game, while outscoring the Colonials, 27-11. GW went 11-for-19 from the foul line during that time to hold off the Hawks. **DeAndre' Bembry** led all scorers with 22 points and **Chris Wilson** had 15 points and tied his career-high with nine rebounds. The Hawks closed to within 57-51 on a layup by Wilson with 1:44 to play. GW hit two free throws with 1:05 left to increase the lead to 59-51. Bembry made 2-of-3 free throws at :56 to cut the Hawks' deficit to 59-53, but GW built the lead back up to 61-53 with 30 seconds to play. Saint Joseph's made one more push and after five straight points from Wilson, trimmed the deficit to 62-58 with 12 seconds remaining. After one more GW free throw, Wilson scored one more time to pull the Hawks within, 63-60, with six seconds remaining. But the visitors made one more foul shot at :05 and rabbed the offensive rebound on the miss of the second to seal the win. After totaling just 18 points in the first half, the Hawks scored 24 in the final 5:44 of the game. George Washington led from the start, building up a 22-10 lead in the first 12 minutes of play and held a 31-18 lead at halftime.

GAME RECAPS

George Washington (11-3; 1-0 A-10)

##	Player	f	fg	fga	3-pt	fg	fga	ft	fta	rebounds	of	de	tot	pf	tp	a	to	blk	s	min
21	LARSEN, Kevin	f	5	9	0	0	5	7	5	4	9	1	15	5	2	3	0	33		
34	KOPRIVA, John	f	1	7	0	1	0	0	2	4	6	2	2	0	1	0	0	28		
11	SAVAGE, Kethan	g	4	8	3	5	5	8	0	6	6	3	16	4	1	0	0	30		
13	GARINO, Patricio	g	3	11	1	3	2	4	4	4	8	1	9	2	3	1	1	32		
22	McDONALD, Joe	g	3	8	0	3	2	5	2	4	6	1	8	3	3	1	1	34		
03	JORGENSEN, Paul		0	1	0	0	0	0	0	1	1	2	0	2	0	0	1	5		
05	GRIFFIN, Nick		0	1	0	1	0	0	1	0	1	0	0	0	0	0	0	5		
12	WATANABE, Yuta		5	7	2	4	0	0	0	4	4	4	12	0	1	1	0	23		
15	BRYANT, Darian		0	0	0	0	0	0	0	0	0	0	0	0	0	0	0	3		
20	McCOY, Ryan		1	1	0	0	0	0	0	0	0	2	2	1	0	0	0	6		
45	CIMINO, Matt		0	1	0	1	0	0	0	0	0	0	0	0	0	0	0	1		
TEAM										1	1									
Totals.....			22	54	6	18	14	24	14	28	42	16	64	17	11	6	3	200		

TOTAL FG% 1st Half: 13-31 41.9%

3-Pt. FG% 1st Half: 3-7 42.9%

F Throw % 1st Half: 2-3 66.7%

2nd Half: 9-23 39.1%

2nd Half: 3-11 27.3%

2nd Half: 12-21 57.1%

Game: 40.7%

Game: 33.3%

Game: 58.3%

DEADB

REBOUNDS

5

Saint Joseph's (6-6; 0-1 A-10)

##	Player	f	fg	fga	3-pt	fg	fga	ft	fta	rebounds	of	de	tot	pf	tp	a	to	blk	s	min
15	MILES, Isaiah	f	0	5	0	2	0	0	1	3	4	5	0	2	0	1	0	1	0	32
25	DEMERY, James	f	2	6	0	2	2	2	0	2	2	2	6	2	2	0	2	0	1	20
43	BEMBRY, DeAndre' f	8	17	3	8	3	5	1	7	8	1	22	3	3	0	3	40			
34	BAUMANN, Javon c	1	3	0	0	0	2	2	0	2	2	3	2	1	0	0	0	12		
24	WILSON, Chris g	7	9	1	2	0	1	2	7	9	3	15	4	1	0	0	33			
01	NEWKIRK, Shavar		2	6	1	2	1	2	1	2	1	6	3	1	0	2	28			
02	BROWN, Aaron		2	6	0	0	3	4	0	1	1	5	7	0	1	0	1	22		
20	CASPER, Brendan		1	2	0	1	0	0	1	0	1	1	2	0	0	0	0	2		
40	WILLIAMS, Jai		0	1	0	0	0	0	0	1	1	0	0	0	0	1	0	11		
TEAM										1	1									
Totals.....			23	55	5	17	9	16	8	23	31	21	60	15	8	2	7	200		

TOTAL FG% 1st Half: 7-26 26.9%

3-Pt. FG% 1st Half: 3-9 33.3%

F Throw % 1st Half: 1-2 50.0%

2nd Half: 16-29 55.2%

2nd Half: 2-8 25.0%

2nd Half: 8-14 57.1%

Game: 41.8%

Game: 29.4%

Game: 56.3%

DEADB

REBOUNDS

3

Officials: Ed Corbett, Bill McCarthy, John Hughes

Technical fouls: George Washington-None. Saint Joseph's-None.

Attendance: 4,200

Score by Periods

George Washington

Saint Joseph's

Game 13: January 7, 2015 - Palumbo Center

Duquesne 71 - Saint Joseph's 68

For the second straight game, a late rally fell short for Saint Joseph's as the Hawks scored 12 of the game's final 14 points but fell to Duquesne, 71-68, at the Palumbo Center. **DeAndre' Bembry** led four SJU double-digit scorers with 18 points. **Aaron Brown** scored 15 points and **Isaiah Miles** added 11 points and eight rebounds while **James Demery** chipped in with 10 points and **Shavar Newkirk** had a career-high six assists. Saint Joseph's opened up a 16-9 lead and after the Dukes got within four, SJU used an 11-3 run to take its biggest lead of the game, 27-15, with 9:45 left in the half. Duquesne was held to just two field goals over an eight-minute span, but a cold spell from the Hawks allowed the Dukes to crawl back into the game late in the period. After the Hawks went ahead 34-22, Duquesne held SJU to just a single basket over the final 6:27 of the half and SJU led at halftime, 36-34. The Hawks' drought continued in the second half, as a jumper by Demery 49 seconds into the frame was SJU's only offense until a Bembry layup with 13:45 to go cut the Duquesne margin to 45-40. The Hawks clawed back and a Bembry dunk off a feed from Newkirk at 6:06 left the Hawks trailing by three. Duquesne scored the next 10 points and took its biggest lead of the night, 69-56, with 2:55 to go. But the Hawks rallied in the waning minutes and scored the next nine points to get back within four. Demery capped it off with a layup with 55.8 seconds to go to make it a 69-65 game. After DU pushed the margin to six, Bembry canned another three and was fouled at :39. He missed the free throw and the Hawks had a chance to tie on the final possession. **Chris Wilson** missed on an attempt with 10 seconds to go, but Miles collected the rebound and fed Bembry for a final look, but his effort at the buzzer was partially blocked and the Dukes escaped with the win.

Saint Joseph's (6-7; 0-2 A-10)

##	Player	f	fg	fga	3-pt	fg	fga	ft	fta	rebounds	of	de	tot	pf	tp	a	to	blk	s	min
15	MILES, Isaiah	f	4	10	2	6	1	1	5	3	8	3	11	0	2	2	0	32		
34	BAUMANN, Javon	f	0	0	0	0	0	0	0	2	2	0	0	0	0	0	2	1	0	10
43	BEMBRY, DeAndre' f	7	16	4	10	0	1	1	1	1	2	2	18	4	0	0	2	31		
24	WILSON, Chris g	2	11	1	6	1	1	1	6	7	0	6	3	1	0	0	36			
25	DEMERY, James g	5	9	0	3	0	0	0	1	1	2	1	10	0	2	2	22			
00	MASCHMEYER, E		1	3	0	2	0	0	0	2	0	1	2	2	0	0	10			
01	NEWKIRK, Shavar		2	7	0	1	0	0	0	2	2	0	4	6	0	0	1	20		
02	BROWN, Aaron		6	10	0	0	3	4	1	5	6	3	15	2	1	0	0	17		
20	CASPER, Brendan		1	2	0	1	0	0	2	1	3	3	2	0	0	0	1	22		
TEAM										2	1									
Totals.....			28	68	7	29	5	7	13	22	35	13	68	17	7	5	6	200		

TOTAL FG% 1st Half: 15-35 42.9%

3-Pt. FG% 1st Half: 4-17 23.5%

F Throw % 1st Half: 2-3 66.7%

2nd Half: 13-33 39.4%

2nd Half: 3-12 25.0%

2nd Half: 3-4 75.0%

Game: 41.2%

Game: 24.1%

Game: 71.4%

DEADB

REBOUNDS

1

Duquesne (6-7; 1-1 A-10)

##	Player	f	fg	fga	3-pt	fg	fga	ft	fta	rebounds	of	de	tot	pf	tp	a	to	blk	s	min
03	McCKOY, Dominique	f	5	9	0	0	3	5	1	5	6	4	13	1	3	2	0	37		
23	JONES, Jeremiah	f	2	9	1	2	0	1	1	2	3	2	5	5	1	0	0	36		
54	LEWIS, Darius	c	1	2	0	0	2	2	0	1	1	3	4	0	0	0	10			
01	COLTER, Derrick	g	8	11	4	6	2	2	1	5	6	1	22	4	1	1	0	36		
22	MASON, Micah	g	3	8	3	7	0	0	0	5	5	1	9	3	1	0	0	33		
02	JAMES, Eric		1	3	0	2	0	0	0	0	0	0	2	0	1	0	4			
05	POWELL, TySean		3	6	0	0	1	2	1	2	3	0	7	0	0	1	18			
33	GILL, L.G.		2	3	2	2	0	0	0	4	4	2	6	1	1	1	0	15		
35	STEVENS, Jordan		1	1	1	1	0	0	0	1	1	1	3	1	3	0	0	11		
TEAM										2	1									
Totals.....			26	52	11	20	8	12	6	26	32	14	71	15	11	5	0	200		

TOTAL FG% 1st Half: 12-28 42.9%

3-Pt. FG% 1st Half: 5-12 41.7%

F Throw % 1st Half: 5-7 71.4%

2nd Half: 14-24 58.3%

2nd Half: 6-8 75.0%

2nd Half: 3-5 60.0%

Game: 50.0%

Game: 55.0%

Game: 66.7%

DEADB

REBOUNDS

4

Officials: Paul Faia, Dwayne Gladden, Mark Schnur

Technical fouls: Saint Joseph's-BROWN, Aaron. Duquesne-McCKOY, Dominique.

Attendance: 1,678

Score by Periods

Saint Joseph's

Duquesne

Game 14: January 10, 2015 - Siegel Center

#20/21 VCU 89 - Saint Joseph's 74

DeAndre' Bembry scored a team-high 16 points to lead four Hawks in double figures, but Saint Joseph's fell to 20th-ranked VCU, 89-74, at the Siegel Center. Bembry added a game-high eight rebounds as well. **Aaron Brown** had 14 points and six boards, while **Isaiah Miles** scored 12 points and **James Demery** tallied 11. VCU led the whole way, scoring the first nine points of the game. The Hawks scored seven of the next nine, however, to cut it to 11-7 on a Bembry dunk at the 13:42 mark. After a 9-3 spurt gave the Rams a 20-10 lead with 10:50 to play, SJU went on an 11-2 run of its own to cut it to 22-21 on a layup by **Chris Wilson** with 8:12 remaining. The Rams took over at that point, scoring the next 10 points to go ahead 32-21 with 5:13 left. VCU extended the run to 18-4 to push the margin to 40-25 at the 2:59 mark, and ultimately took a 46-30 advantage into the break. VCU pushed its lead to as large as 27, leading 67-40 with 12:29 to go, but Saint Joseph's began to claw back into the game over the closing minutes. A pair of free throws by Miles with 5:10 to go would get the Hawks within 14 at 80-66, but that would be as close as SJU would come.

Saint Joseph's (6-8; 0-3 A-10)

##	Player		tot-fg	3-pt	rebounds														
			fg	fga	fg	fga	ft	fta	of	de	tot	pf	tp	a	to	blk	s	min	
15	MILES, Isaiah	*	3	7	1	3	5	5	0	2	2	5	12	0	2	1	0	24	
24	WILSON, Chris	*	4	6	1	1	0	1	1	4	5	1	9	4	6	0	3	32	
25	DEMERY, James	*	3	8	1	2	4	8	1	3	4	3	11	0	1	0	1	30	
34	BAUMANN, Javon	*	1	1	0	0	1	2	1	2	3	1	3	2	1	1	0	13	
43	BEMBRY, DeAndre' *		7	12	2	4	0	0	0	8	8	4	16	3	4	3	0	34	
00	MASCHMEYER, E		0	1	0	0	0	0	0	0	0	1	0	0	0	0	0	6	
01	NEWKIRK, Shavar		2	5	0	0	2	5	0	3	3	0	6	2	2	1	2	18	
02	BROWN, Aaron		4	8	0	0	6	8	2	4	6	0	14	3	2	0	0	27	
20	CASPER, Brendan		1	3	0	1	1	5	2	2	4	3	3	2	1	0	0	15	
40	WILLIAMS, Jai		0	0	0	0	0	0	0	0	0	0	0	0	0	0	0	1	
TEAM									4	1	5				1				
Totals.....			25	51	5	11	19	34	11	29	40	18	74	16	20	6	6	200	

GAME RECAPS

Davidson (14-5; 5-3 A-10)

Division 14, 5-5-14

##	Player		tot-fg		3-pt	rebounds						tp	a	to	blk	s	min	
			fg	fga		fg	fga	ft	fta	of	de							tot
01	EKWU, Nathan	f	0	3	0	1	0	0	0	1	1	0	0	0	0	0	0	7
23	ALDRIDGE, P	f	7	12	5	8	5	7	4	3	7	2	24	2	2	0	1	39
03	SULLIVAN, Brian	g	6	13	5	10	0	1	1	1	2	3	17	5	2	0	1	37
04	KALINOSKI, Tyler	g	6	12	3	7	0	1	3	7	10	2	15	3	2	0	0	39
05	BARHAM, Jordan	g	4	11	0	0	1	1	1	7	8	3	9	0	0	2	0	29
02	WATKINS, Jordan	g	1	5	0	2	0	0	0	1	1	3	2	0	0	0	1	16
15	MICHELSEN, Oskar	g	1	6	1	5	0	0	0	0	0	3	3	1	2	0	0	23
40	MCAULIFFE, Andrew	g	0	2	0	0	0	0	0	4	4	3	0	0	2	0	1	10
Totals.....			25	64	14	33	6	10	9	24	33	19	70	11	8	4	3	200

TOTAL FG% 1st Half: 16-37 43.2% 2nd Half: 9-27 33.3% Game: 39.1% DEADBALL
 3-Pt. FG% 1st Half: 8-17 47.1% 2nd Half: 6-16 37.5% Game: 42.4% REBOUNDS
 F Throw % 1st Half: 1-1 100% 2nd Half: 5-9 55.6% Game: 60.0% 0

Saint Joseph's (9-11; 3-5 A-10)

Saint Joseph's (5-11, 5-11, 5-11)		tot-fg		3-pt		rebounds												
##	Player	f	fg	fga	fg	fga	ft	fta	of	de	tot	pf	tp	a	to	blk	s	min
15	MILES, Isaiah	f	4	11	4	7	1	2	2	3	5	3	13	0	3	2	1	38
43	BEMBRY, D	f	7	13	2	3	5	10	2	15	17	3	21	7	1	0	1	39
34	BAUMANN, Javon	c	3	5	0	0	0	0	1	5	6	0	6	0	0	2	1	17
02	BROWN, Aaron	g	7	13	3	5	3	3	1	3	4	3	20	1	3	1	1	36
24	WILSON, Chris	g	0	4	0	4	2	4	2	4	6	2	2	6	3	0	1	31
00	MASCHMEYER, E	g	0	0	0	0	0	0	0	0	0	0	0	0	0	0	2	
01	NEWKIRK, Shavar	g	1	4	0	2	1	2	0	0	0	1	3	0	1	0	0	14
20	CASPER, Brendan	g	0	0	0	0	0	0	0	0	0	1	0	0	0	0	0	1
25	DEMERY, James	g	4	7	0	0	2	4	3	2	5	3	10	0	0	1	1	22
TEAM									1	2	3							
Totals.....			26	57	9	21	14	25	12	34	46	16	75	14	11	6	6	199

TOTAL FG% 1st Half: 11-32 34.4% 2nd Half: 15-25 60.0% Game: 45.6% DEADBALL
 3-Pt. FG% 1st Half: 4-12 33.3% 2nd Half: 5-9 55.6% Game: 42.9% REBOUNDS
 F Throw % 1st Half: 2-4 50.0% 2nd Half: 12-21 57.1% Game: 56.0% 6

Officials: Anthony Franklin, Eric Anderson, Mike McCloskey
 Technical fouls: Davidson-None. Saint Joseph's-None.
 Attendance: 3,951

Score by Periods 1st 2nd Total
 Davidson 41 29 70
 Saint Joseph's 28 47 75

Game 21: February 3, 2015 - Chaifetz Arena - St. Louis, Mo. Saint Louis 68 - SJU 61 (OT)

Aaron Brown scored a career-high 21 points and **DeAndre' Bembry** added 19 points and a game-high 12 rebounds, but a 10-3 run in the final four minutes gave Saint Louis a 68-61 overtime victory over Saint Joseph's. Trailing by two in the final 30 seconds, Bembry drove the baseline for a game-tying layup with 5.4 seconds left and then drew a charge on the Billikens' attempt at the game-winner. The Hawks' inbound pass at 1.3 seconds was intercepted and the game went into overtime. Saint Louis took a 62-58 lead with 1:33 remaining and Brown hit one from the line to get SJU within three, but an SLU basket made it a 64-59 game with 33 seconds left. Brown followed with a jumper at 43 seconds to cut it to 64-61, but the Hawks would not get any closer as the Billikens sealed the game in the final seconds. SJU kept a two-point lead through the first 10 minutes of the second half, but Saint Louis scored six straight points to go up, 44-42, for its first lead since the opening three minutes of the game, and then increased it to 47-42. **Chris Wilson** ended the Hawks' scoreless streak with a three-pointer and Brown converted a three-point play that pulled the Hawks back within 49-48. Miles made two of three free throws at 6:09 to regain the lead for SJU, to 50-49. Trailing 54-50, Shavar Newkirk hit a jumper and Bembry found Baumann for a layup to tie the game at 54-54. The teams traded free throws and then a Saint Louis layup with 30.2 seconds left gave SLU at 57-55 lead, setting the stage for Bembry's tying shot. It was the second road game in a week where the Hawks lost a double-digit lead from the first half, as they did at La Salle. Saint Joseph's made eight of its first 12 shots to take an 11-9 lead, and then ran off seven straight points to go up 18-9. **Isaiah Miles** and Brown hit back-to-back threes to build the Hawks' margin to 24-11, their largest of the game. Saint Louis had a 7-0 run of its own to cut the Hawk lead to 24-18 with under six minutes to play, and they would hold a 30-25 lead at halftime.

Saint Joseph's (9-12; 3-6 A-10)

##	Player		tot-fg		3-pt	rebounds													
			fg	fga	fg	fga	ft	fta	of	de	tot	pf	tp	a	to	blk	s	min	
15	MILES, Isaiah	f	2	9	2	5	2	3	1	2	3	4	8	0	1	2	0	39	
34	BAUMANN, Javon	f	2	3	0	0	0	1	1	5	6	5	4	0	2	4	0	25	
43	BEMBRY, D	f	7	14	1	1	4	6	4	8	12	3	19	2	4	0	0	45	
02	BROWN, Aaron	g	7	16	2	3	5	7	3	4	7	4	21	1	2	0	0	39	
24	WILSON, Chris	g	1	6	1	3	0	0	0	3	3	0	3	2	3	0	1	35	
00	MASCHMEYER, E		0	1	0	0	0	0	0	0	0	0	0	0	1	0	0	3	
01	NEWKIRK, Shavar		1	3	0	1	0	0	1	3	4	2	2	4	2	0	0	21	
20	CASPER, Brendan		0	0	0	0	0	0	0	0	0	0	0	0	1	0	0	0+	
25	DEMERY, James		2	6	0	2	0	0	0	0	0	1	4	0	1	0	2	18	
TEAM																			
Totals.....			22	58	6	15	11	17	13	25	38	19	61	9	17	6	3	225	

TOTAL FG% 1st Half: 11-27 40.7% 2nd Half: 10-23 43.5% Game: 37.9% DEADBALL
 3-Pt. FG% 1st Half: 4-7 57.1% 2nd Half: 2-6 33.3% Game: 40.0% REBOUNDS
 F Throw % 1st Half: 4-4 100% 2nd Half: 5-9 55.6% Game: 64.7% 3

Saint Louis (10-12; 2-7 A-10)

Game Logs (10/12/27)

##	Player	f	tot-fg		3-pt		rebounds							to	blk	s	min	
			fg	fga	fg	fga	of	de	tot	pf	tp	a						
04	YARBROUGH, M	f	6	12	0	0	0	0	1	6	7	4	12	3	4	1	2	41
25	GILLMANN, A	c	1	3	0	2	0	1	0	2	2	1	2	2	1	1	0	19
00	BARTLEY, Marcus	g	5	8	2	5	0	0	0	1	1	2	12	1	2	0	0	34

03	YACOUBOU, Ash	g	8	10	1	2	3	5	0	6	6	2	20	0	3	0	2	35
05	ROBY, Davell	g	2	6	0	2	3	5	0	2	2	2	7	1	0	0	3	30
02	MCBROOM, A		0	3	0	1	0	0	0	1	1	0	0	2	0	0	0	10
11	REYNOLDS, Miles		1	2	0	0	3	4	0	2	2	1	5	3	0	0	1	14
14	JOLLY, Brett		1	4	0	2	0	0	1	0	1	3	2	0	0	1	0	13
32	CRAWFORD, Mike		0	3	0	1	2	2	0	0	0	1	2	0	0	0	0	16
35	AGBEKO, Reggie		3	4	0	0	0	0	0	5	5	3	6	1	1	0	0	14
	TEAM									4	1	5						
	Totals.....		27	55	3	15	11	17	6	26	32	19	68	13	11	3	8	225

TOTAL FG% 1st Half: 11-29 37.9% 2nd Half: 13-23 56.5% Game: 49.1% DEADBALL
 3-Pt. FG% 1st Half: 2-10 20.0% 2nd Half: 1-5 20.0% Game: 20.0% REBOUNDS
 F Throw % 1st Half: 1-2 50.0% 2nd Half: 5-7 71.4% Game: 64.7% 3

Officials: Pat Driscoll, Brent Hampton, Gary Prager
 Technical fouls: Saint Joseph's-None. Saint Louis-None.
 Attendance: 6,953

Score by Periods 1st 2nd OT Total
 Saint Joseph's 30 27 4 61
 Saint Louis 25 32 11 68

Game 22: February 7, 2015 - Hagan Arena SJU 58 - George Mason 54

DeAndre' Bembry had 14 points and 11 rebounds, and **Aaron Brown** added 11 points, as Saint Joseph's held off George Mason, 58-54, at Hagan Arena. The Hawks led from the start and owned a brief 10-point lead in the second half, but couldn't put George Mason away until the final minute. After **Chris Wilson** hit a pair of free throws to increase the Hawks' lead to 54-48 with 26 seconds to play, George Mason answered back with a three-pointer at 12.8 seconds to cut it to 54-51. Wilson then threw a length of the court pass to a streaking Bembry, who made the layup and converted the three-point play with 11.7 seconds left. GMU hit another three at :53 seconds, but Wilson hit one more free throw at 4.9 seconds to play to seal the win for the Hawks. Saint Joseph's led from the start in the first half, and after George Mason forced a 13-13 tie at 11:23, the Hawks went on an 11-3 run to take their biggest lead, 24-15, at 7:07. The Patriots closed to, 27-23, but **Jai Williams** and Bembry each hit a pair of free throws to build the 31-24 halftime lead. With 13 minutes to play in the second half, GMU trailed, 39-30, but went on a 9-2 run, to cut its deficit to 41-39. Saint Joseph's then scored the next eight points, with consecutive fast break layups by Bembry and Wilson and four straight points from Brown to take their biggest lead of the game, 49-39 at 6:16. George Mason ended the scoreless streak at 5:58 and the Patriots eventually closed to 50-48 and stayed within four points of the Hawks until Wilson's free throws with 26 seconds remaining.

George Mason (7-15; 2-8 A-10)

		tot-fg		3-pt		rebounds												
##	Player	f	fg	fga	fg	fga	ft	fta	of	de	tot	pf	tp	a	to	blk	s	min
31	JENKINS, Jalen	f	3	6	0	0	0	0	0	0	0	5	6	0	2	1	1	14
14	THOMPSON, S	c	6	8	0	0	3	6	5	11	16	3	15	2	6	0	0	37
03	HOLLOWAY, P	g	6	15	3	5	1	1	0	1	1	2	16	1	3	0	0	33
13	EDWARDS, Corey	g	0	3	0	3	0	0	0	2	2	2	0	5	4	0	2	30
44	KACON, Isaiah	g	0	0	0	0	0	0	0	2	2	1	0	2	0	0	0	11
01	GRAY, Vaughn	g	0	3	0	2	0	0	1	1	2	1	0	1	1	0	0	13
10	GUJANIC, Marko	g	2	4	1	2	0	0	1	0	1	4	5	0	1	0	0	23
12	TATE, Myles	g	0	1	0	0	0	0	1	2	3	1	0	0	1	0	1	10
15	PORTER, Trey	g	1	3	0	0	1	4	1	2	3	2	3	1	0	2	0	16
25	ROYAL, Julian	g	3	8	1	2	2	2	1	2	3	4	9	0	1	0	0	13
Team									2	1	3							
Totals.....			21	51	5	14	7	13	12	24	36	25	54	12	19	3	4	200

GAME RECAPS

Game 23: February 11, 2015 - Hagan Arena
SJU 65 - Rhode Island 64

Chris Wilson drained a three-pointer from the baseline with seven seconds remaining to lift Saint Joseph's to a 65-64 come-from-behind win over Rhode Island at Hagan Arena. Rhode Island had one more chance but E.C. Matthews' shot with two seconds left missed and although the Rams grabbed the rebound, time had expired. **DeAndre' Bembry** led the Hawks with 19 points and nine rebounds while **Isaiah Miles** added 10 points on 3-for-4 shooting from three-point range. **James Demery** scored 11 points and Wilson added 10. The Hawks trailed by as many as nine points early in the second half, 45-36, but reeled off seven straight points, with five from Bembry, to pull within 45-43. Rhode Island increased its lead to 54-49 with 10:38 to play, but Demery scored five in a row to cut the Hawks' deficit to 54-52. A 5-2 run by Saint Joseph's, culminating in a three-pointer by Miles, gave the Hawks their first lead of the game, 57-56, at 7:04. In the final six minutes, the teams traded leads and neither could build a margin larger than two points. After Bembry hit one free throw to give the Hawks a 62-61 lead, Hassan Martin converted a layup to put the Rams back up, 63-61, with 51 seconds left. The Hawks came up scoreless on their next possession and Martin made one of two free throws to increase URI's lead to 64-62, which would be their last of the game. Bembry took the rebound from Martin's miss, and the Hawks had the ball with 27 seconds to go. Wilson missed a three from the top of the key at :12, but **Javon Baumann** grabbed the rebound and **Shavar Newkirk** found Wilson in the left corner for the game-winner. In the first half, Rhode Island led for all but 50 seconds and built up its biggest lead of the half, 24-16. But the Hawks scored eight straight, led by four from Wilson, to force the third tie of the half, 24-24 with under seven minutes to play. The Rams used an 11-4 run to build their lead back to 35-29, and entered intermission holding a 35-31 lead.

Rhode Island (16-6, 8-3 A-10)																		
##	Player		fg	fga	3-pt	fga	ft	fta	rebounds			pf	tp	a	to	blk	s	min
12	MARTIN, Hassan	f	3	5	0	0	3	5	1	5	6	3	9	1	1	3	1	33
55	BIRUTA, Gilyvdas	f	3	5	0	0	0	0	1	0	1	2	6	1	4	0	0	13
00	MATTHEWS, E.C.	g	4	14	3	7	6	6	0	3	3	4	17	4	2	0	2	27
01	GARRETT, Jarvis	g	5	10	1	5	3	5	1	2	3	0	14	2	1	0	1	30
32	TERRELL, Jared	g	1	5	0	2	0	0	0	1	1	4	2	1	1	0	1	20
02	REISCHEL, Jarelle	g	2	3	1	2	0	0	0	2	2	2	5	0	1	0	0	9
10	MINNIS, Biggie	g	2	3	0	0	1	2	0	3	3	2	5	4	1	0	0	27
11	BUTLER, Matthew	g	0	1	0	1	0	0	0	0	0	0	0	0	0	0	0	2
13	BUCHANAN, T.J.	g	3	7	0	0	0	0	3	4	7	4	6	0	1	1	2	32
33	WATSON, Earl	g	0	1	0	0	0	0	0	0	0	0	0	0	0	1	0	7
TEAM									5	3	8							
Totals.....			23	54	5	17	13	18	11	23	34	21	64	13	12	5	7	200

TOTAL FG% 1st Half: 14-31 45.2% 2nd Half: 9-23 39.1% Game: 42.6% DEADBALL
 3-Pt. FG% 1st Half: 3-10 30.0% 2nd Half: 2-7 28.6% Game: 29.4% REBOUNDS
 F Throw % 1st Half: 4-5 80.0% 2nd Half: 9-13 69.2% Game: 72.2% 1

Saint Joseph's (11-12; 5-6 A-10)																		
##	Player	f	fg	fga	3-pt	fga	ft	fta	rebounds				tp	a	to	blk	s	min
15	MILES, Isaiah	f	3	5	3	4	4	6	1	5	6	5	13	0	2	2	0	35
25	DEMERY, James	f	4	11	1	3	2	2	3	2	5	5	11	2	1	0	1	30
43	BEMBRY, D	f	6	14	2	5	5	8	0	9	9	1	19	4	1	2	3	40
34	BAUMANN, Javon	c	3	3	0	0	0	1	1	3	4	2	6	0	3	2	0	19
24	WILSON, Chris	g	4	11	1	5	1	1	0	3	3	1	10	2	0	1	1	29
01	NEWKIRK, Shavar	g	0	2	0	1	1	2	1	1	2	0	1	3	2	0	0	21
02	BROWN, Aaron	g	1	5	0	1	3	4	3	0	3	2	5	1	3	0	0	25
20	CASPER, Brendan	g	0	0	0	0	0	0	0	0	0	0	0	0	0	0	1	
TEAM									2		2							
Totals.....			21	51	7	19	16	24	11	23	34	16	65	12	12	7	5	200

TOTAL FG% 1st Half: 12-29 41.4% 2nd Half: 9-22 40.9% Game: 41.2% DEADBALL
 3-Pt. FG% 1st Half: 3-9 33.3% 2nd Half: 5-10 50.0% Game: 36.8% REBOUNDS
 F Throw % 1st Half: 5-8 62.5% 2nd Half: 11-16 68.8% Game: 66.7% 5

Officials: Mark Schnur, Brian O'Connell, Joe Lindsay
 Technical fouls: Rhode Island-None. Saint Joseph's-BEMBRY, DeAndre'.
 Attendance: 3,681

Score by Periods 1st 2nd Total
 Rhode Island 35 29 64
 Saint Joseph's 31 34 65

Game 24: February 15, 2015 - Rose Hill Gym - Bronx, N.Y.
Fordham 69 - SJU 55

DeAndre' Bembry reached double figures for the 21st consecutive game, but Saint Joseph's fell to Fordham, 69-55, at Rose Hill Gym. Bembry led SJU with 18 points, while **Isaiah Miles** added 12. The loss snapped the Hawks' 10-game winning streak against the Rams. Saint Joseph's was hot from long range early in the contest, hitting on five of its first seven three-point attempts to take a 15-9 lead just over six minutes in. Bembry tallied the next four for SJU, and his jumper at 9:55 gave the Hawks a 19-13 advantage. Fordham used a 7-0 run to take its first lead of the game, going ahead 20-19 with 8:29 to go in the half. **Shavar Newkirk** ended the run and put the Hawks up by point with a jumper of his own before a Bembry layup gave SJU a 23-20 lead at the 7:22 mark. The Rams then put together a 9-0 run, taking a 29-23 lead with 3:16 to play. A three-point play by Aaron Brown ended a nearly six-minute scoring drought for SJU, but a bucket by Thomas with 63 seconds left set the halftime score in favor of Fordham, 31-26. The Hawks scored eight of the first nine points in the second half, taking a 34-33 lead. The Rams answered with another 9-0 spurt, taking a 42-34 lead on a layup with 15:08 to play. Bembry broke the run with a layup, but a 9-2 stretch for the home team pushed Fordham's lead to 51-38 at the 11:55 mark. Bembry and Miles then combined for nine of the

game's next 11 points, getting the Hawks back to within six at 53-47 with 7:24 to go in the game. A basket from **Javon Baumann** cut the deficit back to six at 55-49 with under seven minutes on the clock, but Fordham hit two threes to restore its 12-point advantage. The margin would remain in double digits for the rest of the game, swelling as high as 16, while the Hawks could only get within 11 on two more occasions.

Saint Joseph's (11-13, 5-7 A-10)																			
##	Player	f	fg	fga	3-pt	fga	ft	fta	of	de	tot	pf	tp	a	to	blk	s	min	
15	MILES, Isaiah	f	4	13	2	7	2	2	4	3	7	1	12	1	0	0	1	36	
25	DEMERY, James	f	2	9	1	3	1	2	2	4	6	2	6	4	1	1	2	28	
34	BAUMANN, Javon	f	2	2	0	0	1	2	1	4	5	1	5	0	0	0	0	22	
43	BEMBRY, D	f	7	18	2	9	2	2	0	1	1	5	18	3	4	2	2	39	
24	WILSON, Chris	g	3	8	2	6	0	0	0	2	2	3	8	5	1	0	0	36	
00	MASCHMEYER, E	g	0	0	0	0	0	0	0	0	0	0	0	0	0	0	1	4	
01	NEWKIRK, Shavar	g	1	2	0	1	0	0	0	1	1	1	2	0	1	0	0	13	
02	BROWN, Aaron	g	1	6	0	2	2	3	1	1	2	0	4	0	0	0	0	22	
TEAM									2	1	3								
Totals.....			20	58	7	28	8	11	10	17	27	13	55	13	7	3	6	200	

TOTAL FG% 1st Half: 9-26 34.6% 2nd Half: 11-32 34.4% Game: 34.5% DEADBALL
 3-Pt. FG% 1st Half: 5-15 33.3% 2nd Half: 2-13 15.4% Game: 25.0% REBOUNDS
 F Throw % 1st Half: 3-3 100% 2nd Half: 5-8 62.5% Game: 72.7% 3

Fordham (7-16, 2-11 A-10)																			
##	Player	f	g	tot-fg	fga	3-pt	fga	ft	fta	of	de	tot	pf	tp	a	to	blk	s	min
30	RHOOMES, Ryan	f	3	4	0	0	0	0	0	5	7	12	1	6	2	3	1	0	33
43	SENGFELDER, C	f	6	9	3	4	0	1	0	0	9	9	3	15	2	1	1	2	32
01	THOMAS, M	g	7	13	4	6	2	2	1	1	2	3	20	6	3	0	1	40	
04	PASCHALL, Eric	g	3	14	0	4	4	4	3	5	8	0	10	2	2	1	2	36	
24	SMITH, Bryan	g	4	6	1	1	3	4	1	1	2	1	12	4	2	0	0	36	
0	ANDERSON, A	g	0	0	0	0	0	0	0	1	1	0	0	0	0	0	0	1	
10	SEVERE, Jon	g	3	8	0	1	0	0	0	2	2	4	0	6	3	0	0	21	
55	BATTEE-ASTON, D	g	0	0	0	0	0	0	0	0	0	0	0	0	0	0	0	1	
TEAM										2	2								
Totals.....				26	54	8	16	9	11	12	28	40	8	69	19	11	3	5	200

TOTAL FG% 1st Half: 13-28 46.4% 2nd Half: 13-26 50.0% Game: 48.1% DEADBALL
 3-Pt. FG% 1st Half: 3-8 37.5% 2nd Half: 5-8 62.5% Game: 50.0% REBOUNDS
 F Throw % 1st Half: 2-2 100% 2nd Half: 7-9 77.8% Game: 81.8% 1

Officials: Brian O'Connell, Tony Chiazza, Michael Stephens
 Technical fouls: Saint Joseph's-None. Fordham-None.
 Attendance: 2,885

Score by Periods 1st 2nd Total
 Saint Joseph's 26 29 55
 Fordham 31 38 69

Game 25: February 19, 2015 - UD Arena - Dayton, Ohio
Dayton 68 - SJU 64

Saint Joseph's got a combined 46 points from **DeAndre' Bembry** and **Isaiah Miles**, but it wasn't enough for the Hawks as they fell at Dayton, 68-64, at UD Arena. Down four with under a minute to play, Bembry came up with a steal and fast break layup to bring the Hawks within two, 65-63, with 50.2 seconds to go. On the ensuing possession, the Flyers turned the ball over as Miles drew a charge, giving the ball back to the Hawks with 42.2 seconds to play. Using up the shot clock, Bembry drew a foul with 26 seconds left. He would hit the first free throw, but missed the second as Dayton grabbed the rebound and clung to a 65-64 edge. Saint Joseph's fouled immediately and got a break as UD made just one of two free throws, giving the Hawks the ball back and down only two, 66-64. Out of a Dayton timeout, Bembry worked the ball down the left side of the lane, but was forced into a turnover with 4.5 seconds left. A pair of free throws at 2.8 seconds sealed the win for the Flyers. Both teams were hot from three-point range in the first half, with the Hawks hitting 7-of-12 and Dayton converting 7-of-13. Miles had a team-high 14 points, making 4-of-6 threes. The Hawks made three of their first four three-pointers and eventually took their first lead, 23-20. The teams would tie the score three more times and with Dayton leading 36-33, **Shavar Newkirk** banked in three-pointer from way beyond the arc at the buzzer, to knot the score at halftime, 36-36. Starting the second half on a 13-4 run, Dayton opened a 49-40 lead just over six minutes into the period. Saint Joseph's answered back with a 12-0 run as Bembry and Miles combined for all 12 points, taking a 52-49 edge. The Hawks held Dayton without a field goal for nine minutes, but a UD three-pointer at 3:35 tied the score, 58-58 and the Flyers pushed ahead, 62-58. **Aaron Brown**, who had 10 points and a career-high six assists, answered for the Hawks with a three-point play at 1:47 to pull SJU within 62-61 and a three-point play by Dayton pushed them ahead 65-61 at 1:14 leading to the frantic final minute

Saint Joseph's (11-14; 5-8 A-10)																		
##	Player		fg	fga	3-pt	fga	ft	fta	rebounds				tp	a	to	blk	s	min
02	BROWN, Aaron	f	3	7	0	0	4	6	1	5	6	4	10	6	1	0	1	34
15	MILES, Isaiah	f	9	14	5	9	0	0	2	3	5	5	23	1	2	1	1	36
43	BEMBRY, D	f	9	19	2	5	3	6	0	9	9	3	23	5	1	2	40	
24	WILSON, Chris	g	1	3	1	3	0	0	2	5	7	0	3	2	0	0	34	
25	DEMERY, James	g	0	2	0	0	0	0	0	1	1	0	0	0	2	0	12	
00	MASCHMEYER, E		1	3	0	1	0	0	0	0	0	3	2	0	0	1	0	15
01	NEWKIRK, Shavar		1	1	1	1	0	2	0	1	1	0	3	1	0	0	0	19
20	CASPER, Brendan		0	0	0	0	0	0	0	0	0	0	0	0	1	0	0	0+
34	BAUMANN, Javon		0	1	0	0	0	0	1	1	2	2	0	0	0	0	0	10
TEAM									1	1					1			
Totals.....			24	50	9	19	7	14	7	25	32	17	64	15	12	3	4	200

GAME RECAPS

TOTAL FG% 1st Half: 13-28 46.4%	2nd Half: 11-22 50.0%	Game: 48.0%	DEADBALL
3-Pt. FG% 1st Half: 7-12 58.3%	2nd Half: 2-7 28.6%	Game: 47.4%	REBOUNDS
F Throw % 1st Half: 3-5 60.0%	2nd Half: 4-9 44.4%	Game: 50.0%	3

Score by Periods	1st	2nd	OT	Total
St. Bonaventure	30	22	18	70
Saint Joseph's	29	23	8	60

Dayton (20-5; 10-3 A-10)

##	Player	fg	fga	3-pt	ft	fta	of	de	tot	pf	tp	a	to	blk	s	min
21	PIERRE, Dyshawn	f	3	9	3	4	6	6	3	7	10	0	15	6	0	39
25	POLLARD, Kendall	f	7	8	0	0	8	13	1	7	8	5	22	0	3	37
03	DAVIS, Kyle	g	4	9	3	7	0	0	0	0	0	0	11	4	1	38
11	SMITH, Scoochie	g	2	5	1	3	1	2	0	4	4	1	6	6	1	32
24	SIBERT, Jordan	g	3	11	2	8	3	6	0	1	1	3	11	1	2	37
01	DAVIS, Darrell	g	1	2	1	2	0	0	0	2	2	1	3	0	0	14
22	WEHRLI, Bobby	g	0	1	0	1	0	0	0	0	0	2	0	0	0	3
	TEAM								1	2	3			1		
	Totals.....		20	45	10	25	18	27	5	23	28	12	68	17	8	200

TOTAL FG% 1st Half: 12-24 50.0%	2nd Half: 8-21 38.1%	Game: 44.4%	DEADBALL
3-Pt. FG% 1st Half: 7-13 53.8%	2nd Half: 3-12 25.0%	Game: 40.0%	REBOUNDS
F Throw % 1st Half: 5-8 62.5%	2nd Half: 13-19 68.4%	Game: 66.7%	4

Officials: Sean Hull, Michael Roberts, Tony Chiazza
 Technical fouls: Saint Joseph's-BEMBRY, DeAndre'. Dayton-None.
 Attendance: 13,015

Score by Periods	1st	2nd	Total
Saint Joseph's	36	28	64
Dayton	36	32	68

Game 26: February 21, 2015 - Hagan Arena St. Bonaventure 70 - SJU 60 (OT)

St. Bonaventure scored the first seven points of overtime en route to a 70-60 win over Saint Joseph's at Hagan Arena. St. Bonaventure converted 14-of-17 free-throw attempts in the overtime period, and outscored the Hawks, 18-8, in the extra period. **Chris Wilson** led Saint Joseph's with 20 points on 7-of-14 shooting from the floor, including 4-of-9 shooting from three-point range, and added a team-high nine rebounds. **DeAndre' Bembry** tallied 15 points, six rebounds, and six assists. Leading 57-52 on five made free throws, a layup put the Bonnies ahead by seven, 59-52, with 3:05 left. Wilson hit a three-pointer with 1:18 to play to bring the Hawks to within four, but the Bonnies went back up by seven, 62-55, with 45 seconds to play. **James Demery** hit a layup to close SJU's deficit to five points and, after a pair of SBU free throws, Bembry sank a three-pointer to pull the Hawks to back within four, 64-60, with 33 seconds to play. The Bonnies then converted six more free throws to provide the final margin. Trailing by two with 3:51 remaining in regulation, Bembry hit a pair of free throws to even the score, 52-52, but neither team would score from that point to force the game into overtime. After a layup by Wilson gave SJU a 50-48 lead at 7:27, the Hawks would go without a field goal for 11 minutes, breaking the streak with over a minute to go in overtime. The Hawks led early in the first half, with their biggest margin being seven points. Trailing by 20-13, St. Bonaventure went on an 8-2 run to take its first lead of the game, 22-21, with 7:19 to play in the half. The Bonnies extended it to four points, 28-24, but SJU tied it on a steal and dunk by Demery and went ahead 29-28 on a free throw by Wilson. St. Bonaventure regained the lead, taking a 30-29 edge at halftime.

St. Bonaventure (14-11; 7-7 A-10)

##	Player	fg	fga	3-pt	ft	fta	of	de	tot	pf	tp	a	to	blk	s	min
21	WRIGHT, Dion	f	6	9	1	6	0	5	8	3	7	10	3	17	2	41
35	NDOYE, Youssou	c	0	4	0	0	11	12	4	5	9	2	11	1	3	29
00	ALSTON, Iakeem	g	2	10	0	0	0	0	2	3	5	2	4	2	0	27
03	POSLEY, Marcus	g	6	17	2	9	2	4	0	2	2	4	16	2	5	42
23	CUMBERBATCH, Ag	g	5	11	4	5	1	2	0	7	7	3	15	2	2	45
12	GREGG, Denzel	g	2	5	0	2	1	2	3	1	4	2	5	3	1	25
15	DEES, Chris	g	1	2	0	0	0	0	0	0	1	2	2	0	1	16
	TEAM								4	2	6					
	Totals.....		22	58	6	16	20	28	16	27	43	17	70	12	17	225

TOTAL FG% 1st Half: 11-31 35.5%	2nd Half: 9-23 39.1%	Game: 37.9%	DEADBALL
3-Pt. FG% 1st Half: 3-9 33.3%	2nd Half: 3-6 50.0%	Game: 37.5%	REBOUNDS
F Throw % 1st Half: 5-7 71.4%	2nd Half: 1-4 25.0%	Game: 71.4%	3

Saint Joseph's (11-15; 5-9 A-10)

##	Player	fg	fga	3-pt	ft	fta	of	de	tot	pf	tp	a	to	blk	s	min
15	MILES, Isaiah	f	3	10	1	6	0	1	4	4	8	5	7	0	1	38
43	BEMBRY, D	f	6	16	1	4	2	4	5	1	6	2	15	6	0	45
34	BAUMANN, Javon	c	2	3	0	0	1	2	2	2	4	5	5	1	1	14
24	WILSON, Chris	g	7	14	4	9	2	4	0	9	9	3	20	1	4	43
25	DEMERY, James	g	3	8	0	2	3	5	2	4	6	4	9	2	1	37
00	MASCHMEYER, E	g	0	1	0	0	0	0	0	1	1	1	0	0	0	3
01	NEWKIRK, Shavar	g	0	0	0	0	0	0	0	0	0	0	0	0	0	5
02	BROWN, Aaron	g	2	5	0	1	0	1	1	2	3	0	4	2	3	26
20	CASPER, Brendan	g	0	2	0	1	0	0	0	0	0	4	0	0	1	5
40	WILLIAMS, Jai	g	0	2	0	0	0	0	2	0	2	2	0	0	0	9
	TEAM								2	2						
	Totals.....		23	61	6	23	8	17	16	25	41	26	60	12	20	226

TOTAL FG% 1st Half: 12-29 41.4%	2nd Half: 8-23 34.8%	Game: 37.7%	DEADBALL
3-Pt. FG% 1st Half: 2-9 22.2%	2nd Half: 2-7 28.6%	Game: 26.1%	REBOUNDS
F Throw % 1st Half: 3-7 42.9%	2nd Half: 5-10 50.0%	Game: 47.1%	4

Officials: Gary Pucino, John Hughes, Bernard Clinton
 Technical fouls: St. Bonaventure-None. Saint Joseph's-None.
 Attendance: 2,482

Game 27: February 25, 2015 - Mullins Center - Amherst, Mass. SJU 82- Massachusetts 71

DeAndre' Bembry scored a career-high 33 points, while grabbing 14 rebounds to lead Saint Joseph's to an 82-71 win over Massachusetts at the Mullins Center. The A-10 Player of the Year candidate shot 10-for-18 from the field, with 3-of-4 three-pointers and a career-best 10-for-11 from the foul line. **Isaiah Miles** scored 15 points for the Hawks, while **Chris Wilson** added 13 and **Aaron Brown** scored 11. The win was SJU's first road win in conference play, snapping an eight-game road losing streak which began on December 29. Leading 36-35 at halftime, Saint Joseph's opened the second half with a 15-6 run, with eight points from Bembry and threes by Miles and Wilson, to take its biggest lead of the game 51-41 with 13:46 to play. The Hawks held UMass without a point for close to four minutes, with the Minutemen breaking that streak at 13:05 and cutting the SJU lead to 51-43. A 14-5 run by UMass cut the deficit 56-55, but Brown gave the Hawks a 59-55 cushion with a three-point play at 9:12. Bembry followed with a layup to push SJU's lead back up to 61-55. At 4:42, UMass got back within three, 69-66, but Miles answered with a baseline jumper to restore the five-point margin. After a UMass basket, Brown converted a tip-in with under four to go to push the edge to seven at 73-66. The Minutemen would close to within five with 1:24 to go, but would get no closer as a Bembry dunk with 55.5 remaining put a stamp in the victory. After Saint Joseph's took the lead at the start of the game, the teams traded leads and ties throughout the first half. UMass led by as many as seven points, while the Hawks held a four-point edge. Brown hit one free throw with :03 left to give the Hawks a 36-35 lead at halftime. Bembry, who shot 6-for-7 from the foul line in the first half, had 13 points and nine rebounds by halftime.

Saint Joseph's (12-15, 6-9 A-10)

##	Player	fg	fga	3-pt	ft	fta	of	de	tot	pf	tp	a	to	blk	s	min
15	MILES, Isaiah	f	5	9	3	4	2	4	0	1	1	5	15	1	1	23
25	DEMERY, James	f	2	6	0	0	1	2	2	1	3	1	5	2	0	25
34	BAUMANN, Javon	f	0	0	0	0	0	0	1	4	5	5	0	1	0	19
43	BEMBRY, D	f	10	18	3	4	10	11	2	12	14	1	33	4	2	40
24	WILSON, Chris	g	4	9	3	5	2	2	0	3	3	1	13	3	2	34
00	MASCHMEYER, E	g	0	3	0	0	0	0	0	0	0	0	0	0	0	7
01	NEWKIRK, Shavar	g	1	2	0	0	1	2	0	0	0	2	3	2	1	19
02	BROWN, Aaron	g	4	9	0	0	3	5	1	4	5	1	11	2	1	25
20	CASPER, Brendan	g	0	0	0	0	0	0	0	0	0	0	0	0	0	3
40	WILLIAMS, Jai	g	1	1	0	0	0	0	1	2	3	5	2	0	2	5
	TEAM								1	1						
	Totals.....		27	57	9	13	19	26	8	27	35	21	82	15	12	200

TOTAL FG% 1st Half: 11-26 42.3%	2nd Half: 16-31 51.6%	Game: 47.4%	DEADBALL
3-Pt. FG% 1st Half: 5-8 62.5%	2nd Half: 4-5 80.0%	Game: 69.2%	REBOUNDS
F Throw % 1st Half: 9-11 81.8%	2nd Half: 10-15 66.7%	Game: 73.1%	3

Massachusetts (16-12, 9-6 A-10)

##	Player	fg	fga	3-pt	ft	fta	of	de	tot	pf	tp	a	to	blk	s	min
01	ESHO, Maxie	f	4	13	0	0	4	6	4	4	8	4	12	0	1	29
25	LALANNE, Cady	c	6	8	0	0	2	3	5	8	13	2	14	0	2	25
00	CLARK, Dontae	g	2	11	0	4	6	9	2	1	3	2	10	2	1	29
02	GORDON, Derrick	g	0	3	0	0	3	4	1	1	2	0	3	3	2	21
12	DAVIS, Trey	g	4	8	3	7	0	0	0	6	6	3	11	10	4	35
04	HINDS, Jabarie	g	3	10	1	5	2	2	0	0	4	9	1	1	0	22
11	BERGANTINO, Tyler	g	0	0	0	0	0	0	0	0	0	1	0	0	0	4
13	COLEMAN, Zach	g	0	2	0	1	0	0	1	2	3	0	0	0	0	6
22	DYSON, Demetrius	g	4	11	2	6	2	2	4	3	7	3	12	0	0	26
23	ANDERSON, C.J.	g	0	2	0	1	0	0	0	0	0	0	0	0	0	3
	TEAM								1	1						
	Totals.....		23	68	6	24	19	26	18	26	44	19	71	16	11	200

TOTAL FG% 1st Half: 12-33 36.4%	2nd Half: 11-35 31.4%	Game: 33.8%	DEADBALL
3-Pt. FG% 1st Half: 4-12 33.3%	2nd Half: 2-12 16.7%	Game: 25.0%	REBOUNDS
F Throw % 1st Half: 7-11 63.6%	2nd Half: 12-15 80.0%	Game: 73.1%	7

Officials: Bill McCarthy, Paul Faia, Clarence Armstrong
 Technical fouls: Saint Joseph's-None. Massachusetts-None.
 Attendance: 3,234


Score by Periods	1st	2nd	Total
Saint Joseph's	36	46	82
Massachusetts	35	36	71



EVAN MASCHMEYER

Senior • Guard • 6-3 • 200
Jeffersonville, Ind.
Jeffersonville

Overall Stats: 0.7 ppg, 0.3 rpg, 0.4 apg
Atlantic 10 Stats: 0.4 ppg, 0.1 rpg, 0.2 apg



CHRIS WILSON

Senior • Guard • 6-3 • 208
Fayetteville, N.C.
Terry Sanford

Overall Stats: 7.7 ppg, 4.3 rpg, 2.8 apg
Atlantic 10 Stats: 8.5 ppg, 4.5 rpg, 3.2 apg

2014-15:

- Matched career-high minutes with 15 at Dayton
- Registered a steal at Fordham
- Recorded two points and two assists at Duquesne
- Netted three points at Denver
- Scored season-high four points (2-of-2 FG) at #10 Villanova
- Dished out assist in win over LIU Brooklyn
- Matched career-high minutes with 15 at Gonzaga
- Had three pts, two rebs, and two assists in 12 minutes vs. FDU

High School/Personal:

- Three-time All-Conference and All-Area selection
- Finance major

2014-15 Game-by-Game

OPPONENT	MIN	FG-A	3PT-A	FT-A	OR	DR	TR	F	A	TO	BL	S	PT
Fairleigh Dickinson	12	1-3	1-3	0-0	0	2	2	0	2	2	0	0	3
Drexel	1	0-0	0-0	0-0	0	0	0	0	0	0	0	0	0
#13 Gonzaga	15	0-3	0-2	0-0	0	2	2	0	0	1	0	0	0
Vermont													
LIU Brooklyn	1	0-0	0-0	0-0	0	0	0	0	1	0	0	0	0
Western Kentucky	3	0-0	0-0	0-0	0	0	0	0	0	0	0	0	0
Temple													
#10 Villanova	5	2-2	0-0	0-0	1	0	1	0	0	2	0	0	4
Loyola-Md.	6	0-0	0-0	0-0	0	0	0	0	0	0	0	0	0
Marist	6	0-1	0-1	0-0	0	0	0	1	1	0	0	0	0
Denver	10	1-2	0-1	1-2	0	0	0	0	1	0	0	2	3
George Washington													
Duquesne	10	1-3	0-2	0-0	0	0	0	1	2	0	0	0	2
#20 VCU	6	0-1	0-0	0-0	0	0	0	1	0	0	0	0	0
Fordham													
St. Bonaventure													
Massachusetts	2	0-0	0-0	0-0	0	0	0	1	0	0	0	0	0
Penn	2	0-1	0-1	0-0	0	0	0	0	0	0	0	0	0
La Salle													
Davidson	2	0-0	0-0	0-0	0	0	0	0	0	0	0	0	0
Saint Louis	3	0-1	0-0	0-0	0	0	0	0	0	1	0	0	0
George Mason													
Rhode Island													
Fordham	4	0-0	0-0	0-0	0	0	0	0	0	0	0	1	0
Dayton	15	1-3	0-1	0-0	0	0	0	3	0	0	1	0	2
St. Bonaventure	3	0-1	0-0	0-0	0	1	1	1	0	0	0	0	0
Massachusetts	7	0-3	0-0	0-0	0	0	0	0	0	0	0	0	0
Richmond													
La Salle													
Rhode Island													

* Denotes game started

2014-15:

- Hit second consecutive double-figure game with 13 pts at UMass
- Tallied team-high 20 points and nine rebounds vs. St. Bonaventure
- Hit game-winning three-pointer with 7 seconds left in win over URI
- Pulled down career-high 10 rebounds against Penn
- Scored career-high 23 points (6-of-10 FG, 5-of-9 3FG) vs. Fordham
- Notched nine points (4-of-6 FG) and four assists at #20 VCU
- Hit 15 points (7-of-9 FG) and grabbed nine rebounds vs. GW
- Tallied 13 pts (4-of-10 FG) against Loyola Md.
- Averaged 8.0 ppg vs. Temple and #10 Villanova
- Notched 13 pts (5-of-12 FG) and seven rebs vs. LIU Brooklyn
- Dished out season-high five assists vs. Vermont
- Notched seven points (3-of-7 FG) at Gonzaga
- Had 12 pts (5-of-13 FG), six rebs, two assists, and two steals vs. FDU
- Team co-captain


High School/Personal:

- Two-time Associated Press All-State Selection
- 2011 Player of the Year for District 4, the Cape Fear Region and the Mid-South Conference
- Communications major

2014-15 Game-by-Game

OPPONENT	MIN	FG-A	3PT-A	FT-A	OR	DR	TR	F	A	TO	BL	S	PT
Fairleigh Dickinson*	39	5-13	2-7	0-0	0	6	6	1	2	3	0	2	12
Drexel*	29	0-2	0-2	0-1	1	2	3	2	1	1	0	0	0
#13 Gonzaga*	29	3-7	1-3	0-1	1	0	1	3	0	2	0	2	7
Vermont*	28	2-7	1-3	0-0	1	0	1	3	5	1	0	0	5
LIU Brooklyn*	42	5-12	3-9	0-2	2	5	7	1	4	1	0	1	13
Western Kentucky*	18	0-2	0-1	0-0	0	2	2	1	2	3	0	1	0
Temple*	39	2-9	1-5	2-2	0	3	3	0	3	2	0	2	7
#10 Villanova*	30	3-6	1-3	2-3	2	2	4	0	3	1	0	0	9
Loyola-Md.*	30	4-10	1-4	4-4	1	3	4	1	4	1	0	1	13
Marist*	35	4-8	1-4	0-0	0	2	2	3	2	1	0	1	9
Denver*	36	1-8	0-4	1-2	0	7	7	2	2	1	0	1	3
George Washington*	33	7-9	1-2	0-1	2	7	9	3	4	1	0	0	15
Duquesne*	36	2-11	1-6	1-1	1	6	7	0	3	1	0	0	6
#20 VCU*	32	4-6	1-1	0-1	1	4	5	1	4	6	0	3	9
Fordham*	38	6-10	5-9	6-6	0	2	2	2	2	0	0	0	23
St. Bonaventure*	23	0-3	0-1	0-0	0	1	1	0	2	1	0	0	0
Massachusetts*	32	1-7	0-5	2-4	1	1	2	0	3	2	0	1	4
Penn*	31	1-6	1-5	0-0	0	10	10	0	0	1	0	2	3
La Salle*	37	2-7	0-2	0-0	1	3	4	2	7	1	1	0	4
Davidson*	31	0-4	0-4	2-4	2	4	6	2	6	3	0	1	2
Saint Louis*	35	1-6	1-3	0-0	0	3	3	0	2	3	0	1	3
George Mason*	30	2-3	1-2	3-4	1	3	4	2	2	1	0	2	8
Rhode Island*	29	4-11	1-5	1-1	0	3	3	1	2	0	1	1	10
Fordham*	36	3-8	2-6	0-0	0	2	2	3	5	1	0	0	8
Dayton*	34	1-3	1-3	0-0	2	5	7	0	2	0	0	0	3
St. Bonaventure*	43	7-14	4-9	2-4	0	9	9	3	1	4	1	1	20
Massachusetts*	34	4-9	3-5	2-2	0	3	3	1	3	2	0	4	13
Richmond													
La Salle													
Rhode Island													

* Denotes game started



AARON BROWN

Junior • Guard • 6-5 • 225
Darby, Pa.
Penn Wood

Overall Stats: 9.7 ppg, 3.9 rpg, 1.2 apg
Atlantic 10 Stats: 10.1 ppg, 4.2 rpg, 1.6 apg



ISAIAH MILES

Junior • Forward • 6-7 • 225
Owings Mills, Md.
Milford Mill Academy

Overall Stats: 10.9 ppg, 5.0 rpg, 0.9 apg
Atlantic 10 Stats: 10.7 ppg, 4.9 rpg, 0.9 apg

2014-15:

- Has recorded double figures in 14 games
- Netted 10 points and season-high six assists in third SJU start at Dayton
- Averaged 20.5 ppg in first two SJU starts vs. Davidson and St. Louis
- Netted season-high 21 pts (7-of-16 FG) at Saint Louis
- Netted 20 pts (7-of-13 FG) in first SJU start vs. Davidson
- Notched 12 pts (4-of-9 FG) and season-high eight rebs for ninth double-figure game vs. Fordham
- Netted 14 points (4-of-8 FG) at #20 VCU
- Hit 15 pts (6-of-10 FG) at Duquesne
- Notched 15 pts (4-of-9 FG) and seven rebounds vs. LIU Brooklyn
- Hit 13 pts (4-of-11 FG) and added five rebounds vs. Vermont
- Netted team-high 14 pts (5-of-8 FG) at Gonzaga
- Registered nine points (3-of-6 FG) in SJU debut vs. FDU
- Transferred to SJU from West Virginia and sat out 2013-14
- Has two years of eligibility beginning this season

High School/Personal:

- 2009-10 *Delaware County Daily Times* Player of the Year
- Averaged 20.5 points and 7.2 rebounds per game as a senior
- Two-time Associated Press All-State selection
- Team won the 2010 PIAA 4A state title and earned a berth in the state semifinals in 2011
- Sports marketing major

2014-15 Game-by-Game

OPPONENT	MIN	FG-A	3PT-A	FT-A	OR	DR	TR	F	A	TO	BL	S	PT
Fairleigh Dickinson	29	3-6	0-1	3-4	2	0	2	0	0	2	1	0	9
Drexel	28	5-10	0-0	1-1	1	3	4	2	0	1	0	0	11
#13 Gonzaga	17	5-8	1-2	3-4	0	1	1	3	0	0	0	1	14
Vermont	22	4-11	0-0	5-6	1	4	5	1	0	0	0	0	13
LIU Brooklyn	33	4-9	0-1	7-9	4	3	7	2	3	2	1	1	15
Western Kentucky	15	2-5	1-1	0-0	0	0	0	4	2	0	0	1	5
Temple	25	2-7	0-0	3-4	0	1	1	2	0	1	0	0	7
#10 Villanova	24	3-5	0-0	1-2	1	6	7	3	1	3	0	0	7
Loyola-Md.	14	0-3	0-0	1-2	0	4	4	5	0	0	0	0	1
Marist	19	4-6	0-0	2-4	2	3	5	2	1	4	0	0	10
Denver	33	3-6	0-1	6-6	0	3	3	1	1	1	0	1	12
George Washington	22	2-6	0-0	3-4	0	1	1	5	0	1	0	1	7
Duquesne	27	6-10	0-0	3-4	1	5	6	3	2	1	0	0	15
#20 VCU	27	4-8	0-0	6-8	2	4	6	0	3	2	0	0	14
Fordham	27	4-9	0-2	4-5	3	5	8	3	0	2	0	1	12
St. Bonaventure	22	3-11	1-3	0-0	1	3	4	3	2	2	0	1	7
Massachusetts	17	3-3	0-0	3-5	0	4	4	1	3	2	0	0	9
Penn	17	1-5	0-0	4-6	0	2	2	5	1	1	0	1	6
La Salle	15	1-3	0-0	0-0	0	1	1	1	0	1	0	0	2
Davidson*	36	7-13	3-5	3-3	1	3	4	3	1	3	1	1	20
Saint Louis*	39	7-16	2-3	5-7	3	4	7	4	1	2	0	0	21
George Mason	26	3-8	0-2	5-8	0	3	3	1	1	4	0	2	11
Rhode Island	25	1-5	0-1	3-4	3	0	3	2	1	3	0	0	5
Fordham	22	1-6	0-2	2-3	1	1	2	0	0	0	0	0	4
Dayton*	34	3-7	0-0	4-6	1	5	6	4	6	1	0	1	10
St. Bonaventure	26	2-5	0-1	0-1	1	2	3	0	2	3	0	2	4
Massachusetts	25	4-9	0-0	3-5	1	4	5	1	2	2	1	1	11
Richmond													
La Salle													
Rhode Island													

* Denotes game started

2014-15:

- Has recorded double figures in 15 games
- Registered 15 points (3-of-4 3FG) at UMass
- Netted 23 points (9-of-14 FG, 5-of-9 3FG) at Dayton
- Knocked down 12 points and added seven rebounds at Fordham
- Hit 13 pts (3-of-4 3FG) against Rhode Island
- Recorded 13 points (4-of-7 3FG) against Davidson
- Posted 18 points (7-of-12 FG) vs. UMass
- Registered 12 points (3-of-7 FG, 5-of-5 FT) at #20 VCU
- Posted 11 points (4-of-10 FG) and eight rebounds at Duquesne
- Tallied career-high 24 points (8-of-11 FG) at Denver
- Registered 23 pts (9-of-14 FG, 4-of-7 3FG) at Marist
- Tallied 20 pts (7-of-14 FG) and added 9 rebs vs. Temple
- Notched nine pts (3-of-11 FG) and eight rebs vs. Western Kentucky
- Notched 15 points (6-of-11 FG) and career-high 3 steals vs. Vermont
- Posted first career double-double (12 pts, 14 rebs) in first collegiate start vs. FDU

High School/Personal:

- All-County honoree and two-time All-Metro First Team selection
- Led Glenelg Country School to MIAA-B Championship
- Business major

2014-15 Game-by-Game

OPPONENT	MIN	FG-A	3PT-A	FT-A	OR	DR	TR	F	A	TO	BL	S	PT
Fairleigh Dickinson*	33	5-14	1-4	1-1	8	6	14	3	3	2	1	0	12
Drexel*	34	1-9	0-4	3-4	3	5	8	3	0	1	0	2	5
#13 Gonzaga*	24	0-5	0-3	2-2	0	2	2	3	0	0	2	1	2
Vermont*	34	6-11	3-7	0-0	2	1	3	3	0	2	1	3	15
LIU Brooklyn*	27	4-11	0-2	0-1	0	3	3	4	0	2	2	0	8
Western Kentucky*	28	3-11	2-7	1-3	4	4	8	5	1	3	1	0	9
Temple*	33	7-14	1-4	5-7	5	4	9	3	4	3	1	0	20
#10 Villanova*	9	0-2	0-1	0-0	0	2	2	5	0	2	0	0	0
Loyola-Md.*	27	3-7	1-3	2-3	1	3	4	1	0	1	0	0	9
Marist*	34	9-14	4-7	1-2	0	3	3	3	0	2	2	1	23
Denver*	41	8-11	4-6	4-4	2	0	2	2	1	2	0	1	24
George Washington*	32	0-5	0-2	0-0	1	3	4	5	2	0	1	0	0
Duquesne*	32	4-10	2-6	1-1	5	3	8	3	0	2	2	0	11
#20 VCU*	24	3-7	1-3	5-5	0	2	2	5	0	2	1	0	12
Fordham*	38	2-8	1-4	0-0	4	4	8	3	2	3	0	1	5
St. Bonaventure*	30	3-10	2-6	2-2	3	3	6	3	1	2	2	0	10
Massachusetts*	38	7-12	2-4	2-2	1	0	1	4	1	2	0	1	18
Penn*	32	3-12	0-6	0-0	2	0	2	5	2	3	1	0	6
La Salle*	35	4-12	2-8	0-0	1	6	7	3	3	3	0	0	10
Davidson*	38	4-11	4-7	1-2	2	3	5	3	0	3	2	1	13
Saint Louis*	39	2-9	2-5	2-3	1	2	3	4	0	1	2	0	8
George Mason*	24	2-9	0-4	0-0	1	2	3	0	1	1	1	0	4
Rhode Island*	35	3-5	3-4	4-6	1	5	6	5	0	2	2	0	13
Fordham*	36	4-13	2-7	2-2	4	3	7	1	1	0	0	1	12
Dayton*	36	9-14	5-9	0-0	2	3	5	5	1	2	1	1	23
St. Bonaventure*	38	3-10	1-6	0-1	4	4	8	5	0	1	1	3	7
Massachusetts*	23	5-9	3-4	2-4	0	1	1	5	1	1	1	1	15
Richmond													
La Salle													
Rhode Island													

* Denotes game started



JAVON BAUMANN

R-Sophomore • Forward • 6-8 • 260
Oberbiel Solms, Germany
Theodor-Heus School

Overall Stats: 3.8 ppg, 3.7 rpg, 0.6 apg
Atlantic 10 Stats: 3.5 ppg, 3.9 rpg, 0.7 apg



DEANDRE' BEMBRY

Sophomore • Forward • 6-6 • 210
Charlotte, N.C.
The Patrick School (N.J.)

Atlantic 10
Preseason All-Conference First Team

2013-14 Atlantic 10 Co-Rookie of the Year
2013-14 Atlantic 10 All-Rookie Team
2013-14 Big 5 Rookie of the Year

2014-15:

- Notched six points and matched career-high five blocks at La Salle
- Grabbed seven rebs and added career-high five blocks vs. Penn
- Had seven points (3-of-4 FG) and six rebounds at St. Bonaventure
- Registered five points and six rebounds vs. Fordham
- Notched career-high 11 pts (5-of-6 FG) in career-high 32 minutes vs. Western Kentucky
- Had six points (3-of-5 FG) and five rebs vs. LIU Brooklyn
- Hit six pts (2-of-3 FG) and added six rebs vs. Vermont
- Grabbed two rebounds at Gonzaga
- Notched four points (2-of-4 FG) at Drexel
- Career-high eight rebs and three blocks in first collegiate start vs. FDU

High School/Personal:

- Played for the Licher Baeren team in Germany's Pro-B League
- Food marketing major

2014-15 Game-by-Game

OPPONENT	MIN	FG-A	3PT-A	FT-A	OR	DR	TR	F	A	TO	BL	S	PT
Fairleigh Dickinson*	19	2-4	0-0	1-4	7	1	8	1	1	0	3	0	5
Drexel*	16	2-3	0-0	0-0	2	0	2	4	0	2	0	2	4
#13 Gonzaga*	19	0-3	0-0	1-2	2	0	2	2	0	1	0	0	1
Vermont*	25	2-3	0-0	2-4	2	4	6	4	2	3	1	4	6
LIU Brooklyn*	28	3-5	0-0	0-2	2	3	5	3	0	0	0	0	6
Western Kentucky*	32	5-6	0-0	1-2	2	2	4	3	1	1	1	0	11
Temple*	22	2-3	0-0	0-0	2	0	2	5	0	1	0	0	4
#10 Villanova*	9	0-1	0-0	1-2	0	0	0	4	0	0	1	0	1
Loyola-Md.*	21	1-3	0-0	0-0	1	1	2	3	1	2	1	0	2
Marist*	23	1-1	0-0	1-2	1	3	4	3	0	1	1	2	3
Denver*	10	1-1	0-0	1-2	0	0	0	2	0	0	1	0	3
George Washington*	12	1-3	0-0	0-2	2	0	2	3	1	0	0	0	2
Duquesne*	10	0-0	0-0	0-0	0	2	2	0	0	2	1	0	0
#20 VCU*	13	1-1	0-0	1-2	1	2	3	1	2	1	1	0	3
Fordham*	14	2-2	0-0	1-2	1	5	6	1	0	1	1	0	5
St. Bonaventure*	29	3-4	0-0	1-2	3	3	6	5	2	1	0	0	7
Massachusetts*	14	1-1	0-0	0-0	0	3	3	4	1	0	1	0	2
Penn*	25	1-2	0-0	1-2	5	2	7	3	2	1	5	1	3
La Salle*	30	3-3	0-0	0-0	1	3	4	4	2	0	5	0	6
Davidson*	17	3-5	0-0	0-0	1	5	6	0	0	0	2	1	6
Saint Louis*	25	2-3	0-0	0-1	1	5	6	5	0	2	4	0	4
George Mason*	18	1-2	0-0	0-1	1	0	1	3	0	2	0	1	2
Rhode Island*	19	3-3	0-0	0-1	1	3	4	2	0	3	2	0	6
Fordham*	22	2-2	0-0	1-2	1	4	5	1	0	0	0	0	5
Dayton	10	0-1	0-0	0-0	1	1	2	2	0	0	0	0	0
St. Bonaventure*	14	2-3	0-0	1-2	2	2	4	5	1	1	1	0	5
Massachusetts*	19	0-0	0-0	0-0	1	4	5	5	1	0	3	0	0
Richmond													
La Salle													
Rhode Island													

* Denotes game started

Overall Stats: 18.4 ppg, 7.5 rpg, 3.3 apg

Atlantic 10 Stats: 20.2 ppg, 8.3 rpg, 3.9 apg

2014-15:

- Leads SJU with 12 20-plus point games and 25 double-figure games
- Poured in career-high 33 pts (10-of-18 FG, career-high 10-of-11 FT) and added 14 rebs for 24th consecutive double-figure game at UMass
- Hit for 23 points and added nine rebounds at Dayton
- Tallied 19 points (6-of-14 FG) and nine rebounds vs. Rhode Island
- Posted three straight double-doubles vs. Davidson (21 pts, career-high 17 rebs), Saint Louis (19, 12), George Mason (14, 11)
- Recorded 25 points (10-of-22 FG) against Penn
- Registered 25 pts (9-of-16 FG) and added team-best eight rebounds, seven assists, five steals, and three blocks vs. UMass
- Hit 27 pts (9-of-16 FG, career-high 6-of-9 3FG) at St. Bonaventure
- Hit 23 pts (10-of-20 FG) and four steals vs. Western Kentucky
- National Jesuit Player of the Week (2/5), Philadelphia Big 5 Player of the Week (1/26, 2/2), Atlantic 10 Co-Player of the Week (1/26)
- Elected as team co-captain, becoming the second sophomore in school history to serve as captain, and the first since with 1936-37
- Named to the Preseason Atlantic 10 All-Conference First Team

High School/Personal:

- 2013 Union County Player of the Year and All-State First Team
- McDonalds All-American nominee
- Averaged 21.8 points and 9.0 rebounds per game as a senior
- Sports marketing major

2014-15 Game-by-Game

OPPONENT	MIN	FG-A	3PT-A	FT-A	OR	DR	TR	F	A	TO	BL	S	PT
Fairleigh Dickinson*	37	3-10	1-3	1-2	1	4	5	3	4	2	0	2	8
Drexel*	39	5-13	1-5	2-3	2	6	8	2	3	3	2	3	13
#13 Gonzaga*	31	2-13	0-3	1-4	2	3	5	1	2	2	0	0	5
Vermont*	39	6-14	2-5	8-10	1	8	9	3	4	6	0	3	22
LIU Brooklyn*	44	7-17	2-8	1-3	2	9	11	3	5	4	1	0	17
Western Kentucky*	40	10-20	1-4	2-5	1	2	3	1	1	0	0	4	23
Temple*	40	3-15	0-6	5-6	2	5	7	2	2	1	2	2	11
#10 Villanova*	34	5-15	0-2	3-5	0	3	3	0	1	2	0	4	13
Loyola-Md.*	32	8-11	2-2	3-5	1	6	7	1	1	3	2	1	21
Marist*	38	5-10	2-4	4-5	1	8	9	3	7	3	0	2	16
Denver*	44	8-13	2-4	2-3	3	5	8	3	0	2	3	0	20
George Washington*	40	8-17	3-8	3-5	1	7	8	1	3	3	0	3	22
Duquesne*	31	7-16	4-10	0-1	1	1	2	2	4	0	0	2	18
#20 VCU*	34	7-12	2-4	0-0	0	8	8	4	3	4	3	0	16
Fordham*	40	3-11	1-6	6-6	1	7	8	2	4	5	1	2	13
St. Bonaventure*	38	9-16	6-9	3-7	2	3	5	1	2	1	3	1	27
Massachusetts*	38	9-16	2-7	5-9	3	5	8	0	7	2	3	5	25
Penn*	40	10-22	3-9	2-3	1	2	3	2	2	0	1	1	25
La Salle*	37	8-15	3-5	1-1	0	7	7	3	0	2	0	5	20
Davidson*	39	7-13	2-3	5-10	2	15	17	3	7	1	0	1	21
Saint Louis*	45	7-14	1-1	4-6	4	8	12	3	2	4	0	0	19
George Mason*	39	5-12	0-3	4-9	2	9	11	2	4	4	0	3	14
Rhode Island*	40	6-14	2-5	5-8	0	9	9	1	4	1	2	3	19
Fordham*	39	7-18	2-9	2-2	0	1	1	5	3	4	2	2	18
Dayton*	40	9-19	2-5	3-6	0	9	9	3	5	5	1	2	23
St. Bonaventure*	45	6-16	1-4	2-4	5	1	6	2	6	6	0	2	15
Massachusetts*	40	10-18	3-4	10-11	2	12	14	1	4	2	1	1	33
Richmond													
La Salle													
Rhode Island													

* Denotes game started



BRENDAN CASPER

Sophomore • Forward • 6-6 • 215
Audubon, Pa.
Methacton

Overall Stats: 1.4 ppg, 1.5 rpg, 0.2 apg
Atlantic 10 Stats: 0.5 ppg, 0.8 rpg, 0.2 apg



JAMES DEMERY

Freshman • Forward • 6-6 • 186
Williamston, N.C.
Northside Christian Academy

Overall Stats: 6.2 ppg, 3.5 rpg, 1.0 apg
Atlantic 10 Stats: 6.3 ppg, 3.6 rpg, 1.2 apg



2014-15:

- Pulled down career-high four rebounds at #20 VCU
- Recorded two points and three rebounds at Duquesne
- Notched two points and a rebound vs. both Marist and GW
- Had six pts (2-of-4 FG) and six rebs in nine minutes vs. Loyola Md.
- Hit career-high nine pts (4-of-9 FG) and nine rebs in career-high 20 minutes played at #10 Villanova
- Had two pts and one rebound in three minutes vs. LIU Brooklyn
- Tallied career-high three points and added first collegiate block in career-high seven minutes at Gonzaga

High School/Personal:

- Made the Hawks' squad as a walk-on
- 2013 Pottstown Area Player of the Year
- Averaged 20.0 points and 10.0 rebounds per game as a senior
- Father, Rob, played basketball under Phil Martelli at Kenrick High School
- Business administration major

2014-15 Game-by-Game

OPPONENT	MIN	FG-A	3PT-A	FT-A	OR	DR	TR	F	A	TO	BL	S	PT
Fairleigh Dickinson							Did Not Play						
Drexel							Did Not Play						
#13 Gonzaga	7	1-3	0-1	1-2	0	1	1	1	0	0	1	1	3
Vermont							Did Not Play						
LIU Brooklyn	3	1-1	0-0	0-0	1	0	1	0	0	0	0	0	2
Western Kentucky	3	0-1	0-1	0-0	0	0	0	0	0	0	0	0	0
Temple							Did Not Play						
#10 Villanova	20	4-9	0-1	1-2	3	6	9	2	1	5	1	2	9
Loyola-Md.	9	2-4	1-2	1-2	0	6	6	1	1	0	0	0	6
Marist	3	1-2	0-0	0-0	0	1	1	0	0	0	0	0	2
Denver	7	0-1	0-0	0-0	0	3	3	1	0	2	0	0	0
George Washington	2	1-2	0-1	0-0	1	0	1	1	0	0	0	0	2
Duquesne	12	1-2	0-1	0-0	2	1	3	3	0	0	0	1	2
#20 VCU	15	1-3	0-1	1-5	2	2	4	3	2	1	0	0	3
Fordham							Did Not Play						
St. Bonaventure	3	0-1	0-0	0-0	1	1	2	0	0	1	0	0	0
Massachusetts	3	0-0	0-0	0-0	0	0	0	0	0	0	0	0	0
Penn	4	0-0	0-0	0-0	0	0	0	5	1	0	0	0	0
La Salle	2	0-2	0-0	0-0	1	0	1	0	0	0	0	0	0
Davidson	1	0-0	0-0	0-0	0	0	0	1	0	0	0	0	0
Saint Louis	0+	0-0	0-0	0-0	0	0	0	0	0	1	0	0	0
George Mason	2	0-0	0-0	0-0	0	0	0	0	0	0	0	1	0
Rhode Island	1	0-0	0-0	0-0	0	0	0	0	0	0	0	0	0
Fordham							Did Not Play						
Dayton	0+	0-0	0-0	0-0	0	0	0	0	0	1	0	0	0
St. Bonaventure	5	0-2	0-1	0-0	0	0	0	4	0	0	0	1	0
Massachusetts	3	0-0	0-0	0-0	0	0	0	0	0	0	0	0	0
Richmond													
La Salle													
Rhode Island													

* Denotes game started

2014-15:

- Hit 11 points (4-of-11 FG) against Rhode Island
- Recorded 10 points (4-of-7 FG) against Davidson
- Pulled down season-high seven rebounds at St. Bonaventure
- Averaged 10.5 ppg vs. Duquesne and #20 VCU
- Hit seven pts (3-of-7 FG) and matched season-high six rebs vs. Loyola Md.
- Scored seven points (3-of-6 FG) against Temple
- Had six pts (2-of-4 FG) in season-high 34 minutes vs. Western Kentucky
- Hit game-tying 3PT FG with three seconds remaining in regulation en route to 11 pts (4-of-7 FG) in eventual win over LIU Brooklyn
- Pulled down season-high six rebounds vs. Vermont
- Recorded eight points (3-of-8 FG) and two steals at Gonzaga
- Hit 12 pts (4-of-9 FG) and added four rebs and two steals at Drexel
- Made first collegiate start in collegiate debut vs. FDU

High School/Personal:

- Averaged 18.0 points and 5.0 rebounds per game
- All-Conference and All-County selection
- Helped team to third straight NCISAA 2A title
- Averaged 16.8 points as a junior
- Business major

2014-15 Game-by-Game

OPPONENT	MIN	FG-A	3PT-A	FT-A	OR	DR	TR	F	A	TO	BL	S	PT
Fairleigh Dickinson*	10	1-1	0-0	1-2	0	1	1	2	0	3	0	0	3
Drexel*	26	4-9	0-0	4-7	3	1	4	1	0	3	1	2	12
#13 Gonzaga*	19	3-8	0-1	2-2	2	0	2	2	0	2	0	2	8
Vermont*	25	0-3	0-0	4-6	4	2	6	0	0	1	1	0	4
LIU Brooklyn*	30	4-7	1-2	2-2	4	1	5	0	1	1	1	0	11
Western Kentucky*	34	2-4	1-2	1-3	1	3	4	0	2	3	1	0	6
Temple*	27	3-6	0-0	1-2	2	0	2	2	0	1	0	0	7
#10 Villanova*	21	1-9	0-1	1-4	1	2	3	1	0	3	1	0	3
Loyola-Md.*	22	3-7	0-0	1-3	3	3	6	2	1	0	0	1	7
Marist*	12	1-1	0-0	0-0	2	0	2	4	0	0	0	0	2
Denver*	20	2-4	0-1	3-5	2	1	3	3	3	1	0	0	7
George Washington*	20	2-6	0-2	2-2	0	2	2	2	2	2	0	1	6
Duquesne*	22	5-9	0-3	0-0	1	1	2	1	0	0	2	2	10
#20 VCU*	30	3-8	1-2	4-8	1	3	4	3	0	1	0	1	11
Fordham*	34	3-10	0-3	2-3	3	2	5	3	2	2	1	0	8
St. Bonaventure*	31	2-8	0-2	2-2	2	5	7	3	2	5	1	0	6
Massachusetts*	27	1-5	0-1	0-0	1	2	3	1	1	0	1	0	2
Penn*	20	2-5	0-0	0-1	2	1	3	3	2	1	0	0	4
La Salle*	10	0-8	0-1	0-0	3	2	5	0	0	2	1	0	0
Davidson	22	4-7	0-0	2-4	3	2	5	3	0	0	1	1	10
Saint Louis	18	2-6	0-2	0-0	0	0	0	1	0	1	0	2	4
George Mason*	26	2-3	0-1	2-4	0	0	0	2	1	0	0	1	6
Rhode Island*	30	4-11	1-3	2-2	3	2	5	5	2	1	0	1	11
Fordham*	28	2-9	1-3	1-2	2	4	6	2	4	1	1	2	6
Dayton*	12	0-2	0-0	0-0	0	1	1	0	0	2	0	0	0
St. Bonaventure*	37	3-8	0-2	3-5	2	4	6	4	2	1	0	3	9
Massachusetts*	25	2-6	0-0	1-2	2	1	3	1	2	2	0	0	5
Richmond													
La Salle													
Rhode Island													

* Denotes game started



SHAVAR NEWKIRK


Freshman • Guard • 6-0 • 170

Bronx, N.Y.

Cardinal Hayes

Overall Stats: 3.3 ppg, 1.7 rpg, 2.4 apg

Atlantic 10 Stats: 3.0 ppg, 1.3 rpg, 2.1 apg



OBI ROMEO

Freshman • Forward • 6-10 • 230

White Sulphur Springs, W. Va.

Greenbrier East

Overall Stats: 1.0 ppg, 2.0 rpg, 1.3 bpg

Atlantic 10 Stats: ---

2014-15:

- Tallied six points, three rebs, two assists, and two steals at #20 VCU
- Dished out career-high six assists at Duquesne
- Recorded season-high nine points (3-of-7 FG) at Marist
- Registered five points and three steals vs. Loyola Md.
- Tallied two points and three assists vs. LIU Brooklyn
- Notched three pts and three rebs in season-high 27 minutes vs. Vermont
- Had two points and two blocks at Gonzaga
- Recorded seven pts (5-of-6 FT) and three defensive rebs at Drexel
- Had five pts, five rebs, and four assists in collegiate debut vs. FDU

High School/Personal:

- Two-time *N.Y. Daily News* Bronx Player of the Year
- Two-time All-City and All-CHSAA First Team honoree
- Played for USA Select Team in the U-18 international tournament in Germany in May 2014
- Averaged 17.0 points, 7.0 assists and 4.0 rebounds as a senior
- Led squad to back-to-back appearances in CHSAA intersectional semifinals and to team's first Archdiocesan title in over 40 years
- Played his freshman year at Rice High School
- Accounting major

2014-15 Game-by-Game

OPPONENT	MIN	FG-A	3PT-A	FT-A	OR	DR	TR	F	A	TO	BL	S	PT
Fairleigh Dickinson	21	2-4	0-2	1-1	0	5	5	4	4	2	0	0	5
Drexel	25	1-5	0-0	5-6	0	3	3	1	2	2	1	1	7
#13 Gonzaga	22	1-7	0-3	0-0	0	1	1	0	1	1	2	0	2
Vermont	27	1-5	0-0	1-3	0	3	3	1	3	2	0	3	3
LIU Brooklyn	17	0-3	0-1	2-2	0	0	0	2	3	0	1	1	2
Western Kentucky	25	1-4	0-0	1-2	0	2	2	1	3	5	0	0	3
Temple	14	1-2	0-0	0-0	0	5	5	1	2	0	0	1	2
#10 Villanova	26	0-8	0-2	0-0	1	3	4	2	3	3	0	0	0
Loyola-Md.	26	1-3	0-2	3-4	0	1	1	2	2	1	0	3	5
Marist	24	3-7	0-2	3-4	0	1	1	1	3	0	0	0	9
Denver	24	0-0	0-0	1-2	0	0	0	2	4	5	0	0	1
George Washington	28	2-6	1-2	1-2	1	1	2	1	3	1	0	2	6
Duquesne	20	2-7	0-1	0-0	0	2	2	0	6	0	0	1	4
#20 VCU	18	2-5	0-0	2-5	0	3	3	0	2	2	1	2	6
Fordham	9	0-1	0-0	0-0	0	1	1	1	1	3	0	0	0
St. Bonaventure	24	2-4	0-0	0-0	0	1	1	1	3	0	0	1	4
Massachusetts	20	0-3	0-0	0-0	1	0	1	1	1	0	0	0	0
Penn	27	2-6	1-3	0-0	0	1	1	1	4	3	0	3	5
La Salle	27	2-8	1-3	1-1	0	1	1	2	3	2	0	1	6
Davidson	14	1-4	0-2	1-2	0	0	0	1	0	1	0	0	3
Saint Louis	21	1-3	0-1	0-0	1	3	4	2	4	2	0	0	2
George Mason	16	2-3	1-1	0-2	0	0	0	1	3	1	0	1	5
Rhode Island	21	0-2	0-1	1-2	1	1	2	0	3	2	0	0	1
Fordham	13	1-2	0-1	0-0	0	1	1	1	0	1	0	0	2
Dayton	19	1-1	1-1	0-2	0	1	1	0	1	0	0	0	3
St. Bonaventure	5	0-0	0-0	0-0	0	0	0	0	0	2	0	0	0
Massachusetts	19	1-2	0-0	1-2	0	0	0	2	2	1	0	1	3
Richmond													
La Salle													
Rhode Island													

* Denotes game started

2014-15:

- Had two points (2-of-2 FT), two blocks, and one steal in just four minutes in home debut vs. Loyola Md.
- Recorded one block and one steal in seven minutes at #10 Villanova
- Tallied two pts (1-of 1 FG) and three rebounds in just two minutes against Western Kentucky
- Had three rebounds, two blocks, an assist, and a steal in 13 minutes off the bench in collegiate debut at Gonzaga

High School/Personal:

- Averaged 13.0 points and 14.0 rebounds per game
- Also averaged 4.5 blocks and shot 60 percent from the field
- Registered 12 blocks in one game
- Came to the United States in 2011 from Anambra State, Nigeria
- Sports marketing major

2014-15 Game-by-Game

OPPONENT	MIN	FG-A	3PT-A	FT-A	OR	DR	TR	F	A	TO	BL	S	PT
Fairleigh Dickinson													
Drexel													
#13 Gonzaga	13	0-0	0-0	0-0	1	2	3	0	1	0	2	1	0
Vermont													
LIU Brooklyn													
Western Kentucky	2	1-1	0-0	0-0	2	1	3	0	0	0	0	0	2
Temple													
#10 Villanova	7	0-0	0-0	0-1	0	1	1	0	0	0	1	0	0
Loyola-Md.	4	0-0	0-0	2-2	0	1	1	1	0	0	2	0	2
Marist													
Denver													
George Washington													
Duquesne													
#20 VCU													
Fordham													
St. Bonaventure													
Massachusetts													
Penn													
La Salle													
Davidson													
Saint Louis													
George Mason													
Rhode Island													
Fordham													
Dayton													
St. Bonaventure													
Massachusetts													
Richmond													
La Salle													
Rhode Island													


* Denotes game started



JAI WILLIAMS

R-Freshman • Forward • 6-9 • 262
Philadelphia, Pa.
Philadelphia Electrical & Technical
Charter

Overall Stats: 1.0 ppg, 1.1 rpg, 0.1 apg
Atlantic 10 Stats: 1.7 ppg, 1.4 rpg, 0.1 apg



MIKE BOOTH

Freshman • Guard • 6-3 • 193
Thornton, Pa.
Bishop Shanahan

Overall Stats: 0.0 ppg, 0.5 rpg, 0.0 apg
Atlantic 10 Stats: ---

2014-15:

- Scored two points and grabbed career-high three rebs at UMass
- Hit career-high eight pts in career-high 19 min. vs. George Mason
- Scored first two career points and added two rebounds vs. UMass
- Pulled down rebound and added first collegiate block vs. GW
- Tallied two rebs and first career steal in home debut vs. Loyola Md.
- Recorded first career rebound at #10 Villanova
- Played two minutes in collegiate debut at Drexel
- Redshirted last season to further his development

High School/Personal:

- 2013 McDonalds All-American nominee
- Two-time All-Public League selection
- Averaged 10.2 points as a senior
- Studio arts major

2014-15 Game-by-Game

OPPONENT	MIN	FG-A	3PT-A	FT-A	OR	DR	TR	F	A	TO	BL	S	PT
Fairleigh Dickinson													
Drexel	2	0-0	0-0	0-0	0	0	0	1	0	0	0	0	0
#13 Gonzaga													
Vermont													
LIU Brooklyn													
Western Kentucky													
Temple													
#10 Villanova	11	0-1	0-0	0-0	0	1	1	2	0	0	0	0	0
Loyola-Md.	5	0-0	0-0	0-0	0	2	2	0	0	0	0	1	0
Marist	2	0-0	0-0	0-0	0	0	0	1	0	0	0	0	0
Denver													
George Washington	11	0-1	0-0	0-0	0	1	1	0	0	0	1	0	0
Duquesne													
#20 VCU	1	0-0	0-0	0-0	0	0	0	0	0	0	0	0	0
Fordham													
St. Bonaventure													
Massachusetts	9	1-1	0-0	0-0	1	1	2	3	0	0	1	1	2
Penn	2	0-0	0-0	0-0	0	0	0	1	0	0	0	0	0
La Salle	7	0-0	0-0	0-0	0	1	1	0	1	1	1	0	0
Davidson													
Saint Louis													
George Mason	19	3-4	0-0	2-3	0	1	1	3	0	0	1	1	8
Rhode Island													
Fordham													
Dayton													
St. Bonaventure	9	0-2	0-0	0-0	2	0	2	2	0	2	0	0	0
Massachusetts	5	1-1	0-0	0-0	1	2	3	5	0	2	0	0	2
Richmond													
La Salle													
Rhode Island													

* Denotes game started

2014-15:

- Saw two minutes apiece against Loyola Md. and Marist
- Recorded first career rebound at #10 Villanova
- Played two minutes off the bench in collegiate debut at Gonzaga
- Joins the team as a walk-on

High School/Personal:

- Averaged 18.0 points per game as a senior
- 2014 All-Ches-Mont League First Team and All-Area Second Team
- Holds school record for three-point field goals in a season with 55
- Grandson of SJU Hall of Famer Harry Booth, who was the Hawks' head coach from 1974 to 1978
- Food marketing major

2014-15 Game-by-Game

OPPONENT	MIN	FG-A	3PT-A	FT-A	OR	DR	TR	F	A	TO	BL	S	PT
Fairleigh Dickinson													
Drexel													
#13 Gonzaga	2	0-1	0-0	0-0	0	0	0	0	0	0	0	0	0
Vermont													
LIU Brooklyn													
Western Kentucky													
Temple													
#10 Villanova	2	0-0	0-0	0-2	1	0	1	0	0	0	0	0	0
Loyola-Md.	2	0-0	0-0	0-0	0	0	0	0	0	0	0	0	0
Marist	2	0-0	0-0	0-0	0	1	1	0	0	0	0	0	0
Denver													
George Washington													
Duquesne													
#20 VCU													
Fordham													
St. Bonaventure													
Massachusetts													
Penn													
La Salle													
Davidson													
Saint Louis													
George Mason													
Rhode Island													
Fordham													
Dayton													
St. Bonaventure													
Massachusetts													
Richmond													
La Salle													
Rhode Island													

* Denotes game started



KYLE THOMPSON

Freshman • Guard • 6-2 • 191
Mt. Laurel, N.J.
St. Joseph's Prep

Overall Stats: 0.8 ppg, 0.5 rpg, 0.3 apg
Atlantic 10 Stats: ---

2014-15:

- Scored one point and added one rebound in two minutes at Marist
- Registered first career basket and assist in home debut vs. Loyola Md.
- Played two minutes at #10 Villanova
- Recorded first career rebound in collegiate debut at Gonzaga
- Joins the team as a walk-on

High School/Personal:

- All-Catholic League selection as a senior
- Averaged 12 ppg and led the team in rebounds, steals and assists
- Helped The Prep to state Final Four and Catholic League final
- Business administration major

2014-15 Game-by-Game

OPPONENT	MIN	FG-A	3PT-A	FT-A	OR	DR	TR	F	A	TO	BL	S	PT
Fairleigh Dickinson							Did Not Play						
Drexel							Did Not Play						
#13 Gonzaga	2	0-0	0-0	0-0	0	1	1	0	0	0	0	0	0
Vermont							Did Not Play						
LIU Brooklyn							Did Not Play						
Western Kentucky							Did Not Play						
Temple							Did Not Play						
#10 Villanova	2	0-1	0-0	0-0	0	0	0	0	0	0	0	0	0
Loyola-Md.	2	1-1	0-0	0-0	0	0	0	0	1	0	0	0	2
Marist	2	0-0	0-0	1-2	1	0	1	0	0	0	0	0	1
Denver							Did Not Play						
George Washington							Did Not Play						
Duquesne							Did Not Play						
#20 VCU							Did Not Play						
Fordham							Did Not Play						
St. Bonaventure							Did Not Play						
Massachusetts							Did Not Play						
Penn							Did Not Play						
La Salle							Did Not Play						
Davidson							Did Not Play						
Saint Louis							Did Not Play						
George Mason							Did Not Play						
Rhode Island							Did Not Play						
Fordham							Did Not Play						
Dayton							Did Not Play						
St. Bonaventure							Did Not Play						
Massachusetts							Did Not Play						
Richmond													
La Salle													
Rhode Island													

* Denotes game started




PAPA NDAO

Senior • Forward • 6-8 • 220
Dakar, Senegal
Montverde Academy (Fla.)

2014-15: Will sit out the season due to medical reasons.

High School/Personal:

- Member of runner-up team in ESPN-RISE National High School Inv.
- Interdisciplinary health studies major



SKYLAR SCRIVANO

Junior • Forward • 6-10 • 225
Doylestown, Pa.
Central Bucks East

2014-15: Transferred to Saint Joseph's from Rider University and joins the squad as a walk-on... Will sit out this season due to transfer rules.

High School/Personal:

- Averaged 15 points, 12 rebounds and four block as a senior
- Earned the team's Defensive Player of the Year award twice
- Served Sociology major



MARKELL LODGE

Freshman • Forward • 6-7 • 203
Washington, N.C.
Pace Academy

2014-15: Will sit out the season to concentrate on academics.

High School/Personal:

- Averaged 18.0 points, 8.0 rebounds and 3.0 blocks as a senior
- Two-time All-Conference selection and team MVP
- Played at Christian Faith Center Academy during his junior season
- Competed for the 17-Under U.S. Adidas National team
- Sports marketing major



Saint Joseph's Basketball
Saint Joseph's Combined Team Statistics (as of Feb 25, 2015)
All games



RECORD:	OVERALL	HOME	AWAY	NEUTRAL
ALL GAMES	12-15	9-4	3-10	0-1
CONFERENCE	6-9	5-2	1-7	0-0
NON-CONFERENCE	6-6	4-2	2-3	0-1

#	Player	gp-gs	min	avg	Total		3-Point		F-Throw		Rebounds												pts	avg
					fg-fga	fg%	3fg-fga	3fg%	ft-fa	ft%	off	def	tot	avg	pf	dq	a	to	blk	stl				
43	BEMBRY, DeAndre'	27-27	1043	38.6	180-400	.450	50-138	.362	87-139	.626	40	163	203	7.5	57	1	90	72	27	54	497	18.4		
15	MILES, Isaiah	27-27	854	31.6	104-265	.392	46-133	.346	40-55	.727	57	77	134	5.0	94	9	24	48	27	17	294	10.9		
02	BROWN, Aaron	27-3	666	24.7	87-200	.435	8-25	.320	80-111	.721	29	75	104	3.9	61	3	33	44	4	15	262	9.7		
24	WILSON, Chris	27-27	889	32.9	74-201	.368	33-113	.292	28-43	.651	19	98	117	4.3	37	0	76	44	3	27	209	7.7		
25	DEMERY, James	27-25	638	23.6	61-170	.359	5-32	.156	41-71	.577	49	46	95	3.5	51	1	27	39	13	19	168	6.2		
34	BAUMANN, Javon	27-26	515	19.1	44-68	.647	0-0	.000	14-37	.378	43	58	101	3.7	78	5	17	25	35	11	102	3.8		
01	NEWKIRK, Shavar	27-0	552	20.4	30-105	.286	5-28	.179	24-42	.571	5	40	45	1.7	31	0	66	42	5	21	89	3.3		
20	CASPER, Brendan	21-0	105	5.0	12-33	.364	1-9	.111	4-11	.364	11	21	32	1.5	22	1	5	11	2	6	29	1.4		
40	WILLIAMS, Jai	12-0	83	6.9	5-10	.500	0-0	.000	2-3	.667	4	9	13	1.1	18	1	1	5	4	3	12	1.0		
05	ROMEO, Obi	4-0	26	6.5	1-1	1.000	0-0	.000	2-3	.667	3	5	8	2.0	1	0	1	0	5	1	4	1.0		
21	THOMPSON, Kyle	4-0	8	2.0	1-2	.500	0-0	.000	1-2	.500	1	1	2	0.5	0	0	1	0	0	0	3	0.8		
00	MASCHMEYER, Evan	19-0	113	5.9	6-24	.250	1-11	.091	1-2	.500	1	5	6	0.3	8	0	7	6	1	3	14	0.7		
03	BOOTH, Mike	4-0	8	2.0	0-1	.000	0-0	.000	0-2	.000	1	1	2	0.5	0	0	0	0	0	0	0	0.0		
Team											46	41	87				4							
Total.....		27	5500		605-1480	.409	149-489	.305	324-521	.622	309	640	949	35.1	458	21	348	340	126	177	1683	62.3		
Opponents.....		27	5502		632-1479	.427	176-489	.360	308-469	.657	293	654	947	35.1	484	8	363	340	93	162	1748	64.7		

TEAM STATISTICS	SJU	OPP
SCORING	1683	1748
Points per game	62.3	64.7
Scoring margin	-2.4	-
FIELD GOALS-ATT	605-1480	632-1479
Field goal pct	.409	.427
3 POINT FG-ATT	149-489	176-489
3-point FG pct	.305	.360
3-pt FG made per game	5.5	6.5
FREE THROWS-ATT	324-521	308-469
Free throw pct	.622	.657
F-Throws made per game	12.0	11.4
REBOUNDS	949	947
Rebounds per game	35.1	35.1
Rebounding margin	+0.1	-
ASSISTS	348	363
Assists per game	12.9	13.4
TURNOVERS	340	340
Turnovers per game	12.6	12.6
Turnover margin	+0.0	-
Assist/turnover ratio	1.0	1.1
STEALS	177	162
Steals per game	6.6	6.0
BLOCKS	126	93
Blocks per game	4.7	3.4
ATTENDANCE	53827	60965
Home games-Avg/Game	13-4141	13-4592
Neutral site-Avg/Game	-	1-1266

Date	Opponent		Score	Att.
11/14/14	FAIRLEIGH DICKINSON	L	57-58	4200
11/17/14	at Drexel	W	52-49	2509
11/19/14	at Gonzaga	L	42-94	6000
11/22/14	VERMONT	W	68-60	3851
11/25/14	LIU BROOKLYN	Wot	74-70	3243
11/27/14	vs Western Kentucky	L	59-62	1266
12/03/14	TEMPLE	W	58-56	4200
12/06/14	at Villanova	L	46-74	6500
12/09/14	LOYOLA	W	68-42	3743
12/20/14	at Marist	W	75-58	1158
12/29/14	at Denver	Lot	73-77	1437
* 01/03/15	GEORGE WASHINGTON	L	60-64	4200
* 01/07/15	at Duquesne	L	68-71	1678
* 01/10/15	at VCU	L	74-89	7637
* 01/14/15	FORDHAM	W	66-55	3851
* 01/18/15	at St. Bonaventure	L	61-70	4244
* 01/21/15	MASSACHUSETTS	W	62-56	3687
01/24/15	PENN	L	52-56	8538
* 01/27/15	at La Salle	L	48-53	2449
* 01/31/15	DAVIDSON	W	75-70	3951
* 02/03/15	at Saint Louis	Lot	61-68	6953
* 02/07/15	GEORGE MASON	W	58-54	4200
* 02/11/15	RHODE ISLAND	W	65-64	3681
* 02/15/15	at Fordham	L	55-69	2885
* 02/19/15	at Dayton	L	64-68	13015
* 02/21/15	ST. BONAVENTURE	Lot	60-70	2482
* 02/25/15	at Massachusetts	W	82-71	3234

* - Conference game

Score by Periods	1st	2nd	OT	Totals
Saint Joseph's	766	890	27	1683
Opponents	811	893	44	1748



Saint Joseph's Basketball
Saint Joseph's Season Box Score (as of Feb 25, 2015)
Conference games



RECORD:	OVERALL	HOME	AWAY	NEUTRAL
ALL GAMES	6-9	5-2	1-7	0-0
CONFERENCE	6-9	5-2	1-7	0-0
NON-CONFERENCE	0-0	0-0	0-0	0-0

##	Player	gp-gs	min	avg	Total		3-Point		F-Throw		Rebounds				pf	dq	a	to	blk	stl	pts	avg
					fg-fga	fg%	3fg-fga	3fg%	ft-fa	ft%	off	def	tot	avg								
43	BEMBRY, DeAndre'	15-15	585	39.0	108-227	.476	34-83	.410	53-85	.624	23	102	125	8.3	33	1	58	44	16	32	303	20.2
15	MILES, Isaiah	15-15	498	33.2	55-144	.382	30-79	.380	21-28	.750	30	44	74	4.9	54	6	13	25	16	9	161	10.7
02	BROWN, Aaron	15-3	390	26.0	51-119	.429	6-19	.316	44-63	.698	18	45	63	4.2	31	1	24	29	2	10	152	10.1
24	WILSON, Chris	15-15	503	33.5	44-111	.396	21-63	.333	19-28	.679	11	56	67	4.5	20	0	48	26	3	14	128	8.5
25	DEMERY, James	15-13	372	24.8	35-106	.330	3-25	.120	21-34	.618	23	31	54	3.6	31	1	18	20	8	14	94	6.3
34	BAUMANN, Javon	15-14	266	17.7	24-33	.727	0-0	.000	5-15	.333	17	42	59	3.9	41	4	10	13	21	2	53	3.5
01	NEWKIRK, Shavar	15-0	274	18.3	17-51	.333	4-13	.308	7-18	.389	4	15	19	1.3	13	0	32	18	1	9	45	3.0
40	WILLIAMS, Jai	7-0	61	8.7	5-9	.556	0-0	.000	2-3	.667	4	6	10	1.4	13	1	1	5	4	2	12	1.7
20	CASPER, Brendan	13-0	49	3.8	3-12	.250	0-4	.000	1-5	.200	7	4	11	0.8	12	0	2	4	0	3	7	0.5
00	MASCHMEYER, Evan	9-0	52	5.8	2-12	.167	0-3	.000	0-0	.000	0	1	1	0.1	7	0	2	1	1	1	4	0.4
Team											28	18	46					4				
Total.....		15	3050		344-824	.417	98-289	.339	173-279	.620	165	364	529	35.3	255	14	208	189	72	96	959	63.9
Opponents.....		15	3052		352-836	.421	107-280	.382	181-272	.665	165	366	531	35.4	259	3	211	177	60	90	992	66.1

Score by Periods	1st	2nd	OT	Totals
Saint Joseph's	439	508	12	959
Opponents	462	501	29	992



Saint Joseph's Basketball
Saint Joseph's Team Game-by-Game (as of Feb 25, 2015)
All games



TEAM STATISTICS

Opponent	Date	Score		Total		3-Pointers		Free throws		Rebounds				pf	a	t/o	blk	stl	pts	avg
				fg-fga	pct	3fg-fga	pct	ft-fla	pct	off	def	tot	avg							
FAIRLEIGH DICKINSON	11/14/14	57-58	L	22-55	.400	5-20	.250	8-14	.571	18	26	44	44.0	14	16	16	5	4	57	57.0
at Drexel	11/17/14	52-49	W	18-51	.353	1-11	.091	15-22	.682	13	25	38	41.0	16	6	13	4	10	52	54.5
at Gonzaga	11/19/14	42-94	L	15-58	.259	2-18	.111	10-17	.588	10	16	26	36.0	15	4	9	7	8	42	50.3
VERMONT	11/22/14	68-60	W	21-54	.389	6-15	.400	20-29	.690	13	24	37	36.2	15	14	15	3	13	68	54.8
LIU BROOKLYN	11/25/14	74-70	Wot	28-65	.431	6-23	.261	12-21	.571	16	25	41	37.2	15	17	10	6	3	74	58.6
vs Western Kentucky	11/27/14	59-62	L	24-54	.444	5-16	.313	6-15	.400	13	18	31	36.2	15	12	15	3	6	59	58.7
TEMPLE	12/03/14	58-56	W	20-56	.357	2-15	.133	16-21	.762	14	20	34	35.9	15	11	9	3	5	58	58.6
at Villanova	12/06/14	46-74	L	18-59	.305	1-10	.100	9-21	.429	13	29	42	36.6	19	9	21	4	6	46	57.0
LOYOLA	12/09/14	68-42	W	23-49	.469	5-13	.385	17-25	.680	7	31	38	36.8	17	11	8	5	7	68	58.2
at Marist	12/20/14	75-58	W	28-50	.560	7-18	.389	12-19	.632	7	22	29	36.0	21	14	11	3	6	75	59.9
at Denver	12/29/14	73-77	Lot	24-46	.522	6-17	.353	19-26	.731	8	21	29	35.4	16	12	14	4	5	73	61.1
GEORGE WASHINGTON	01/03/15	60-64	L	23-55	.418	5-17	.294	9-16	.563	8	23	31	35.0	21	15	8	2	7	60	61.0
at Duquesne	01/07/15	68-71	L	28-68	.412	7-29	.241	5-7	.714	13	22	35	35.0	13	17	7	5	6	68	61.5
at VCU	01/10/15	74-89	L	25-51	.490	5-11	.455	19-34	.559	11	29	40	35.4	18	16	20	6	6	74	62.4
FORDHAM	01/14/15	66-55	W	20-51	.392	7-24	.292	19-22	.864	15	27	42	35.8	15	11	16	3	4	66	62.7
at St. Bonaventure	01/18/15	61-70	L	22-57	.386	9-21	.429	8-13	.615	16	22	38	35.9	16	14	13	6	3	61	62.6
MASSACHUSETTS	01/21/15	62-56	W	23-48	.479	4-17	.235	12-20	.600	9	20	29	35.5	15	17	9	6	8	62	62.5
PENN	01/24/15	52-56	L	20-59	.339	5-24	.208	7-12	.583	12	19	31	35.3	25	14	10	7	8	52	61.9
at La Salle	01/27/15	48-53	L	20-58	.345	6-19	.316	2-2	1.000	8	25	33	35.2	15	16	12	8	6	48	61.2
DAVIDSON	01/31/15	75-70	W	26-57	.456	9-21	.429	14-25	.560	12	34	46	35.7	16	14	11	6	6	75	61.9
at Saint Louis	02/03/15	61-68	Lot	22-58	.379	6-15	.400	11-17	.647	13	25	38	35.8	19	9	17	6	3	61	61.9
GEORGE MASON	02/07/15	58-54	W	20-44	.455	2-13	.154	16-31	.516	8	20	28	35.5	14	12	13	2	12	58	61.7
RHODE ISLAND	02/11/15	65-64	W	21-51	.412	7-19	.368	16-24	.667	11	23	34	35.4	16	12	12	7	5	65	61.8
at Fordham	02/15/15	55-69	L	20-58	.345	7-28	.250	8-11	.727	10	17	27	35.0	13	13	7	3	6	55	61.5
at Dayton	02/19/15	64-68	L	24-50	.480	9-19	.474	7-14	.500	7	25	32	34.9	17	15	12	3	4	64	61.6
ST. BONAVENTURE	02/21/15	60-70	Lot	23-61	.377	6-23	.261	8-17	.471	16	25	41	35.2	26	12	20	3	12	60	61.6
at Massachusetts	02/25/15	82-71	W	27-57	.474	9-13	.692	19-26	.731	8	27	35	35.1	21	15	12	6	8	82	62.3
Saint Joseph's		1683		605-1480	.409	149-489	.305	324-521	.622	309	640	949	35.1	458	348	340	126	177	1683	62.3
Opponents		1748		632-1479	.427	176-489	.360	308-469	.657	293	654	947	35.1	484	363	340	93	162	1748	64.7

Games played: 27
Points/game: 62.3
FG Pct: 40.9
3FG Pct: 30.5
FT Pct: 62.2

Rebounds/game: 35.1
Assists/game: 12.9
Turnovers/game: 12.6
Assist/turnover ratio: 1.0
Steals/game: 6.6
Blocks/game: 4.7



Saint Joseph's Basketball
Saint Joseph's Points-Rebounds-Assists (as of Feb 25, 2015)
All games



				00	01	02	03	05	15	20
Opponent	Date	Score		MASCHMEYER	NEWKIRK,SH	BROWN,AARO	BOOTH,MIKE	ROMEO,OBI	MILES,ISAI	CASPER,BRE
FAIRLEIGH DICKINSON	11/14/14	57-58	L	3-2-2	5-5-4	9-2-0	DNP	DNP	12-14-3	DNP
at Drexel	11/17/14	52-49	w	0-0-0	7-3-2	11-4-0	DNP	DNP	5-8-0	DNP
at Gonzaga	11/19/14	42-94	L	0-2-0	2-1-1	14-1-0	0-0-0	0-3-1	2-2-0	3-1-0
VERMONT	11/22/14	68-60	w	DNP	3-3-3	13-5-0	DNP	DNP	15-3-0	DNP
LIU BROOKLYN	11/25/14	74-70	w	0-0-1	2-0-3	15-7-3	DNP	DNP	8-3-0	2-1-0
vs Western Kentucky	11/27/14	59-62	L	0-0-0	3-2-3	5-0-2	DNP	2-3-0	9-8-1	0-0-0
TEMPLE	12/03/14	58-56	w	DNP	2-5-2	7-1-0	DNP	DNP	20-9-4	DNP
at Villanova	12/06/14	46-74	L	4-1-0	0-4-3	7-7-1	0-1-0	0-1-0	0-2-0	9-9-1
LOYOLA	12/09/14	68-42	w	0-0-0	5-1-2	1-4-0	0-0-0	2-1-0	9-4-0	6-6-1
at Marist	12/20/14	75-58	w	0-0-1	9-1-3	10-5-1	0-1-0	DNP	23-3-0	2-1-0
at Denver	12/29/14	73-77	L	3-0-1	1-0-4	12-3-1	DNP	DNP	24-2-1	0-3-0
GEORGE WASHINGTON	01/03/15	60-64	L	DNP	6-2-3	7-1-0	DNP	DNP	0-4-2	2-1-0
at Duquesne	01/07/15	68-71	L	2-0-2	4-2-6	15-6-2	DNP	DNP	11-8-0	2-3-0
at VCU	01/10/15	74-89	L	0-0-0	6-3-2	14-6-3	DNP	DNP	12-2-0	3-4-2
FORDHAM	01/14/15	66-55	w	DNP	0-1-1	12-8-0	DNP	DNP	5-8-2	DNP
at St. Bonaventure	01/18/15	61-70	L	DNP	4-1-3	7-4-2	DNP	DNP	10-6-1	0-2-0
MASSACHUSETTS	01/21/15	62-56	w	0-0-0	0-1-1	9-4-3	DNP	DNP	18-1-1	0-0-0
PENN	01/24/15	52-56	L	0-0-0	5-1-4	6-2-1	DNP	DNP	6-2-2	0-0-1
at La Salle	01/27/15	48-53	L	DNP	6-1-3	2-1-0	DNP	DNP	10-7-3	0-1-0
DAVIDSON	01/31/15	75-70	w	0-0-0	3-0-0	20-4-1	DNP	DNP	13-5-0	0-0-0
at Saint Louis	02/03/15	61-68	L	0-0-0	2-4-4	21-7-1	DNP	DNP	8-3-0	0-0-0
GEORGE MASON	02/07/15	58-54	w	DNP	5-0-3	11-3-1	DNP	DNP	4-3-1	0-0-0
RHODE ISLAND	02/11/15	65-64	w	DNP	1-2-3	5-3-1	DNP	DNP	13-6-0	0-0-0
at Fordham	02/15/15	55-69	L	0-0-0	2-1-0	4-2-0	DNP	DNP	12-7-1	DNP
at Dayton	02/19/15	64-68	L	2-0-0	3-1-1	10-6-6	DNP	DNP	23-5-1	0-0-0
ST. BONAVENTURE	02/21/15	60-70	L	0-1-0	0-0-0	4-3-2	DNP	DNP	7-8-0	0-0-0
at Massachusetts	02/25/15	82-71	w	0-0-0	3-0-2	11-5-2	DNP	DNP	15-1-1	0-0-0

				21	24	25	34	40	43
Opponent	Date	Score		THOMPSON,K	WILSON,CHR	DEMERY,JAM	BAUMANN,JA	WILLIAMS,J	BEMBRY,DEA
FAIRLEIGH DICKINSON	11/14/14	57-58	L	DNP	12-6-2	3-1-0	5-8-1	DNP	8-5-4
at Drexel	11/17/14	52-49	w	DNP	0-3-1	12-4-0	4-2-0	0-0-0	13-8-3
at Gonzaga	11/19/14	42-94	L	0-1-0	7-1-0	8-2-0	1-2-0	DNP	5-5-2
VERMONT	11/22/14	68-60	w	DNP	5-1-5	4-6-0	6-6-2	DNP	22-9-4
LIU BROOKLYN	11/25/14	74-70	w	DNP	13-7-4	11-5-1	6-5-0	DNP	17-11-5
vs Western Kentucky	11/27/14	59-62	L	DNP	0-2-2	6-4-2	11-4-1	DNP	23-3-1
TEMPLE	12/03/14	58-56	w	DNP	7-3-3	7-2-0	4-2-0	DNP	11-7-2
at Villanova	12/06/14	46-74	L	0-0-0	9-4-3	3-3-0	1-0-0	0-1-0	13-3-1
LOYOLA	12/09/14	68-42	w	2-0-1	13-4-4	7-6-1	2-2-1	0-2-0	21-7-1
at Marist	12/20/14	75-58	w	1-1-0	9-2-2	2-2-0	3-4-0	0-0-0	16-9-7
at Denver	12/29/14	73-77	L	DNP	3-7-2	7-3-3	3-0-0	DNP	20-8-0
GEORGE WASHINGTON	01/03/15	60-64	L	DNP	15-9-4	6-2-2	2-2-1	0-1-0	22-8-3
at Duquesne	01/07/15	68-71	L	DNP	6-7-3	10-2-0	0-2-0	DNP	18-2-4
at VCU	01/10/15	74-89	L	DNP	9-5-4	11-4-0	3-3-2	0-0-0	16-8-3
FORDHAM	01/14/15	66-55	w	DNP	23-2-2	8-5-2	5-6-0	DNP	13-8-4
at St. Bonaventure	01/18/15	61-70	L	DNP	0-1-2	6-7-2	7-6-2	DNP	27-5-2
MASSACHUSETTS	01/21/15	62-56	w	DNP	4-2-3	2-3-1	2-3-1	2-2-0	25-8-7
PENN	01/24/15	52-56	L	DNP	3-10-0	4-3-2	3-7-2	0-0-0	25-3-2
at La Salle	01/27/15	48-53	L	DNP	4-4-7	0-5-0	6-4-2	0-1-1	20-7-0
DAVIDSON	01/31/15	75-70	w	DNP	2-6-6	10-5-0	6-6-0	DNP	21-17-7
at Saint Louis	02/03/15	61-68	L	DNP	3-3-2	4-0-0	4-6-0	DNP	19-12-2
GEORGE MASON	02/07/15	58-54	w	DNP	8-4-2	6-0-1	2-1-0	8-1-0	14-11-4
RHODE ISLAND	02/11/15	65-64	w	DNP	10-3-2	11-5-2	6-4-0	DNP	19-9-4
at Fordham	02/15/15	55-69	L	DNP	8-2-5	6-6-4	5-5-0	DNP	18-1-3
at Dayton	02/19/15	64-68	L	DNP	3-7-2	0-1-0	0-2-0	DNP	23-9-5
ST. BONAVENTURE	02/21/15	60-70	L	DNP	20-9-1	9-6-2	5-4-1	0-2-0	15-6-6
at Massachusetts	02/25/15	82-71	w	DNP	13-3-3	5-3-2	0-5-1	2-3-0	33-14-4