

2014-15 SCHEDULE/RESULTS

Overall: 8-16; Atlantic 10: 4-8; Big 3-1

NOVEMBER

Fri. 14	at No. 24/RV Rutgers	L, 52-76
Tues. 18	TEMPLE #	W, 78-74 OT
Sat. 22	at Liberty	L, 75-76 OT
Tues. 25	at Drexel	L, 76-63
Sat. 29	vs. St. Francis Brooklyn	W, 64-42
Sun. 30	at Seton Hall	L, 60-77

DECEMBER

Thurs. 4	LEHIGH	L, 71-73
Sun. 7	VILLANOVA #	W, 58-54
Tues. 9	at Penn #	L, 51-65
Sun. 21	at No. 5/4 Notre Dame	L, 50-64
Sun. 28	QUINNIPIAC	L, 67-69
Mon. 29	CSUN	W, 61-54

JANUARY

Sat. 3	VCU *	W, 63-46
Wed. 7	at George Washington *	L, 69-83
Sat. 10	MASSACHUSETTS *	L, 47-65
Thurs. 15	at Fordham * (CBSSN)	L, 47-57
Sun. 18	at Duquesne * (CBSSN)	L, 54-63
Sat. 24	ST. BONAVENTURE *	W, 66-48
Wed. 29	at Saint Louis *	L, 51-52
Sat. 31	at Davidson *	W, 57-52

FEBRUARY

Wed. 4	LA SALLE #	W, 70-64
Sun. 8	FORDHAM *	L, 47-48
Wed. 11	at Rhode Island *	L, 61-63 OT
Sun. 15	at Dayton * (CBSSN)	L, 64-82
Wed. 18	GEORGE MASON *	7:00 p.m.
Sat. 21	RICHMOND *	2:00 p.m.
Wed. 25	DUQUESNE *	7:00 p.m.

MARCH

Sun. 1	at La Salle *	1:00 p.m.
W-Sn. 4-8	Atlantic 10 Championship +	

Home games in **BOLD CAPS** at Hagan Arena;
All game times are EST and subject to change

* Atlantic 10 Conference Game

- Philadelphia Big 5 Game

+ at The Richmond Coliseum (Richmond, Va.)

Contact: Jack Jumper • Cell Phone: 610-660-3389 • Email: jjumper@sju.edu

SAINT JOSEPH'S UNIVERSITY HAWKS (8-16, 4-8 A-10)

VS.

GEORGE MASON UNIVERSITY PATRIOTS (13-12, 5-7 A-10)

Game #25 • February 18, 2015

Hagan Arena • Philadelphia, Pa. • 7:00 p.m.

GAME DAY AT A GLANCE

Arena	Hagan Arena (4,200)
Television	Atlantic 10 Digital Network
Live Audio	SJSN - Steve Wanczyk, Renie Shields
Series Record	Saint Joseph's leads 6-1
Next Game	Saturday, February 21 vs. Richmond, 2:00 p.m.

GAME STORIES . . .

- Saint Joseph's is taking part in the national Play 4Kay Initiative for breast cancer awareness this Wednesday as the Hawks host George Mason at 7 p.m.
- In taking part in the Play 4Kay Initiative, Saint Joseph's will be wearing pink uniforms and is encouraging fans to wear pink.
- A portion of the sales from Wednesday's game will go towards the fight against breast cancer.
- The Hawks begin a three-game homestand when they host George Mason.
- Saint Joseph's remains at home Saturday versus Richmond and next Wednesday against Duquesne.
- Wednesday marks the eighth meeting between the Hawks and Patriots with SJU ahead 6-1.
- Saint Joseph's has won four straight against George Mason, including a pair of victories last season.
- The Hawks topped the Patriots 89-55 in the last meeting in the first round of the 2014 Atlantic 10 Championship on March 6.
- Saint Joseph's has lost three straight entering Wednesday and are coming off an 82-64 loss at Dayton on Sunday.
- Junior **Sarah Fairbanks** and senior **Natasha Cloud** combined for 43 points versus the Flyers.
- Cloud enters Wednesday one steal shy of tying Jana Lichnerova '00 for 10th place in SJU history.

HAWKS AT A GLANCE

PROBABLE STARTERS

No.	Pos.	Player	Yr.	Ht.	PPG	RPG	APG	MPG	Notes
3	G	Ciara Andrews	Jr	5-9	12.3	3.3	1.6	32.5	Finished with 13 points and 6 rebounds at Dayton
4	G	Natasha Cloud	Sr.	6-0	12.6	5.8	6.5	37.7	Tallied 21 points and had 4 assists versus Dayton
13	F	Ashley Robinson	Gr.	6-2	8.6	5.9	1.0	28.8	Scored 3 points against Dayton
15	G	Kathleen Fitzpatrick	So.	5-9	9.4	2.2	1.2	29.9	Added a rebound at Dayton
41	F	Sarah Fairbanks	Jr.	6-1	10.8	6.0	0.9	31.9	Had a game-high 22 points versus Dayton

THE BENCH

2	G	Mackenzie Rule	So.	5-6	0.8	0.9	0.4	7.3	Played 2 minutes at Dayton
21	G	Avery Marz	Fr.	5-7	12.6	--	--	--	Out - Sitting out 2014-15 season for medical reasons
23	G	Jordan Strode	R-So.	5-8	2.5	1.8	0.6	13.1	Grabbed a rebound and had an assist at Dayton
30	G/F	Sarah Veilleux	Fr.	6-0	2.8	1.3	0.0	8.5	Out - Right foot
32	G/F	Chelsea Woods	Fr.	6-0	3.4	4.7	0.2	16.3	Added 6 rebounds and 2 points at Dayton
33	F	Adashia Franklyn	Fr.	6-1	3.1	4.5	0.2	16.6	Scored 3 points and had 4 boards and 2 blocks at Dayton
34	F	Amanda Fioravanti	So.	6-1	1.5	1.1	0.3	4.0	Sitting out per NCAA transfer rules
40	F	Candace Belvedere	Fr.	6-2	0.0	0.5	0.0	3.8	Played 2 minutes at Dayton



2014-15 SAINT JOSEPH'S BASKETBALL NOTES - PAGE 2

SAINT JOSEPH'S' ROSTER

No.	Name	Yr.	Pos.	Ht.	Hometown	High School/Last School
2	Mackenzie Rule	So.	G	5-6	West Chester, Pa.	Cardinal O'Hara
3	Ciara Andrews	Jr.	G	5-9	Glenside, Pa.	Cheltenham
4	Natasha Cloud	Sr.	G	6-0	Broomall, Pa.	Cardinal O'Hara/Maryland
13	Ashley Robinson	Gr.	F	6-2	Warrington, Pa.	Archbishop Wood
15	Kathleen Fitzpatrick	So.	G	5-9	Drexel Hill, Pa.	Academy of Notre Dame de Namur
21	Avery Marz	Fr.	G	5-7	Sinking Springs, Pa.	Wilson West Lawn
23	Jordan Strode	R-So.	G	5-8	Charlotte, N.C.	Hickory Ridge
30	Sarah Veilleux	Fr.	G/F	6-0	Hebron, Conn.	RHAM
32	Chelsea Woods	Fr.	G/F	6-0	Philadelphia, Pa.	Freire Charter
33	Adashia Franklyn	Fr.	F	6-1	West Chester, Pa.	West Chester Bayard Rustin
34	Amanda Fioravanti	So.	F	6-1	Frederick, Md.	Our Lady of Good Counsel
40	Candace Belvedere	Fr.	F	6-2	Merrick, N.Y.	Kellenberg Memorial
41	Sarah Fairbanks	Jr.	F	6-1	Elizabethtown, Pa.	Elizabethtown Area

Head Coach: Cindy Griffin (Saint Joseph's '91, '93) - 14th year

Associate Head Coach: Susan Moran (Saint Joseph's '02) - 12th year

Assistant Coaches: Stephanie McCaffrey (Saint Joseph's '04) - 8th year,
Jada Pierce (West Chester '97) - 3rd year

Director of Basketball Operations: Katie Gardler (Saint Joseph's '92) - 5th year

Graduate Assistant: Chris Koclanes (Old Dominion '10) - 2nd year

PRONUNCIATION GUIDE

CIARA AndrewsSEE-are-uh

ADASHIA Franklynuh-DAY-zhuh

Sarah VEILLEUXvuh-LOU

Amanda FIORAVANTI

.fee-OR-uh-vahn-tee



SERIES HISTORY Saint Joseph's vs. George Mason

All-time Series: SJU leads 6-1

Last Meeting: 89-55, SJU, 3/6/14

First Meeting: 78-60, SJU, 12/7/84

Last SJU Win: 89-55, 3/6/14

Last GMU Win: 68-69 OT, 12/29/03

Current SJU Streak: W-4



STATISTICAL COMPARISON

	Saint Joseph's	George Mason
Overall Record	8-16	13-2
Conference Record	4-8	5-7
Home Record	6-4	7-5
Away Record	1-12	3-6
Neutral Record	1-0	3-1
Points Per Game	60.2	71.3
Opponent Points Per Game	63.5	72.3
Scoring Differential	-3.2	-1.0
Field Goal Percentage	.374	.386
Opponent Field Goal Percentage	.399	.402
3-Pt. Field Goals Made Per Game	3.5	6.8
3-Pt. Field Goal Percentage	.305	.319
Opponent 3-Pt. Field Goal Percentage	.283	.306
Free Throws Made Per Game	12.9	15.8
Free Throw Percentage	.728	.734
Rebounds Per Game	36.6	44.0
Opponent Rebounds Per Game	39.6	39.9
Rebounding Differential	-3.0	+4.1
Assists Per Game	11.9	11.4
Turnovers Per Game	13.2	16.8
Opponent Turnovers Per Game	14.5	14.1
Turnover Margin	+1.3	-2.7
Assist/Turnover Ratio	0.9	0.7
Steals Per Game	6.0	6.9
Blocks Per Game	3.9	3.6

PREVIOUS GAMES VS. GEORGE MASON

Date	Score	Site	Date	Score	Site
3/6/14	W, 89-55	Neutral	11/14/97	W, 67-53	Home ^
2/15/14	W, 89-75	Away	12/7/84	W, 78-60	Neutral %
12/6/09	W, 65-46	Home			
1/6/09	W, 72-59	Away			
12/29/03	L, 59-68 OT	Home *			

Full year-by-year results on page 125 of the SJU Media Guide.

LAST MEETING BOXSCORE & RECAP

March 6, 2014 • Richmond Coliseum
Saint Joseph's - 89, George Mason - 55

Backed by strong defense and an unselfish offensive attack, Saint Joseph's downed George Mason, 89-55, in the Opening Round of the 2014 Atlantic 10 Championship.

G. Mason	Min.	FG-A	3PT	FT-A	OR	DR	TR	F	A	TO	B	S	Pts.
Ngoie, f	25	5-11	3-7	0-0	0	4	4	4	0	1	0	1	13
Watts, f	32	1-4	0-0	2-2	3	1	4	2	0	0	0	0	4
Mohamed, g	16	0-4	0-0	0-0	2	1	3	1	1	0	0	0	0
Strickland, g	21	0-2	0-0	0-0	1	1	2	4	0	2	0	0	0
Brown, g	35	5-18	0-2	5-6	1	3	4	4	3	3	0	2	15
Pickard	28	4-15	1-4	6-8	2	3	5	4	1	1	3	1	15
Petty-Evans	9	0-1	0-0	1-2	0	2	2	1	1	1	0	1	1
Dunningham	2	0-0	0-0	0-0	1	0	1	0	0	0	0	0	0
Jacobs	25	2-6	0-3	3-4	3	1	4	0	2	1	0	2	7
Jackson	5	0-1	0-1	0-0	0	1	1	2	0	0	0	0	0
Dawson	2	0-0	0-0	0-0	0	0	0	0	0	1	0	0	0
Team					2	1	3						
Totals	200	217-62	4-17	17-22	15	18	33	22	8	10	3	7	55

Saint Joseph's	Min.	FG-A	3PT	FT-A	OR	DR	TR	F	A	TO	B	S	Pts.
Robinson, f	23	2-3	0-0	9-10	3	4	7	2	0	1	1	1	13
Fairbanks, f	21	3-8	0-0	6-8	5	3	8	2	1	1	2	1	12
Shields, g	29	2-6	2-4	0-0	0	0	0	0	6	2	0	1	6
Cloud, g	26	1-4	0-0	2-2	1	8	9	2	5	4	1	2	4
Andrews, g	26	5-12	0-1	2-4	0	4	4	2	4	1	0	1	12
Gotfrida	25	5-7	1-1	3-3	1	3	4	2	0	1	0	0	14
Rule	3	0-2	0-2	0-0	0	1	1	0	0	0	0	0	0
de Jonge	8	2-3	1-1	1-2	2	1	3	0	0	0	0	0	6
Fitzpatrick	5	1-1	0-0	0-0	0	0	0	1	0	0	0	0	2
Gomez	5	1-3	1-1	0-0	0	1	1	1	1	0	0	0	3
Pongonis	8	1-1	0-0	0-0	0	0	0	1	1	1	0	1	2
Berger	21	5-6	1-1	4-4	1	2	3	2	0	0	0	0	15
Team					2	4	6						
Totals	200	28-56	6-11	27-33	15	31	46	16	18	11	4	7	89

Halftime: Saint Joseph's, 38-25

Attendance: 730

FG %: Saint Joseph's - 50.0%

3-PT FG %: Saint Joseph's - 54.5%

FT %: Saint Joseph's - 81.8%

Deadball Rebounds: George Mason, 4-1

Officials: Enterline, DePaul, Vera

George Mason - 27.4%

George Mason - 23.5%

George Mason - 77.3%



INJURY REPORT

Freshmen **Avery Marz** and **Sarah Veilleux** (right foot) are out for Wednesday.

THE FASTBREAK

- SJU's **Ciara Andrews** tallied **13 points at Dayton on Sunday** after averaging 3.0 points per game in her last two contests after tallying 14 versus La Salle.
- As a team, SJU has turned the ball over just 34 times the last three games (8.5 per contest) and are averaging an A-10 best 11.9 turnovers a game in conference only matchups.
- Saint Joseph's defense is allowing fewer points per game this season (63.5 ppg) than it did last year (64.4 ppg).

SJU EANRS SHARE OF PHILADELPHIA BIG 5 TITLE

- Saint Joseph's earned a share of this year's Philadelphia Big 5 championship along with Penn and Villanova as all three squads went 3-1 in City Series play. The Hawks, who clinched a share with a 70-64 win over La Salle, have won 17th Philadelphia Big 5 titles.

MARZ TO MISS 2014-15 SEASON

Saint Joseph's freshman **Avery Marz** will sit out the 2014-15 basketball season for medical reasons. A highly-touted guard from Wilson West Lawn High School, Marz suffered a stroke this past August. Working at home with physical therapists to regain full motion in her left arm and leg, she has taken a medical leave for the fall semester, but was present for team outings and practices. Marz has returned to campus and began taking classes. A four-year letter-winner at Wilson West Lawn, Marz led her team to four-straight District 3 AAAA and Berks County titles. Averaging 12.6 points per game as a senior, she was named an All-American Honorable Mention by the *Sporting News* and the Berks County Player of the Year as she led her team to a #23 national ranking by the *Sporting News*.

INJURY BUG HITS HAWKS

The Hawks have struggled with injuries this season as SJU has not had its entire lineup available to play. The Hawks had a season-high 11 players suited up versus Drexel, while they have been limited to just eight healthy players on five occasions (Notre Dame, Quinnipiac, CSUN, George Washington and Massachusetts). Additionally, the Hawks have used six different starting lineups to date this year.

HAWKS ON THE AIR

The Saint Joseph's Sports Network (SJSN) marks its 25th year of operation in 2014-15, as the first broadcasts of men's and women's basketball games took place in the fall of 1990. The first women's game aired on WCZN-AM on November 23rd as the Hawks hosted Oregon. The 1990-91 season also marked the first in school history in which every SJU men's game aired on Philadelphia-area commercial radio.

Since its beginnings in 1990, SJSN's coverage of Hawk athletics has grown and included Saint Joseph's women's basketball television show *Courtside*, Phil Martelli's *HawkTalk* radio program and the nationally-renowned *HawkTalk* television show, which ran for 15 years.

Hawk fans everywhere will be able to hear the broadcast of every game through audio streaming at the Hawks' official athletics site, www.SJUHawks.com, which is provided free of charge. Fans can also take those broadcasts on-the-go, with the SJUHawks app for mobile devices.



CLOUD NAMED TO NAISMITH TROPHY WATCH LIST

Senior guard **Natasha Cloud** has been recognized as one of the top players in the nation as she was named to the Naismith Trophy Women's Basketball 50 Watch List. Proving to be one of the best point guards in the nation the past few seasons, the Broomall, Pennsylvania, native has picked up where she left off a season ago, ranking 12th nationally in assists (6.5 apg), while pacing the Hawk guards with a 5.8 rebounds a game. Starting all 24 games, the A-10 Preseason First Team and A-10 All-Defensive Team honoree also leads SJU in steals (46) and scoring at 12.6 points per game.

SJU LOOKS FOR BENCH HELP

Despite having four players that are scoring in double figures, the Hawks are still looking for a consistent scoring option off the bench. Saint Joseph's enters Sunday getting just 15.6 percent of its scoring off the bench as the reserves have scored only 215 points (9.4 ppg) to date. Versus the Dayton, the Hawks got just five points from its bench, while the Flyers got 24.

A DISTANCE MEMORY

A season ago, Saint Joseph's finished among the Atlantic 10 leaders in three-pointers per game (5.0) and percentage (.353). This year, Saint Joseph's has struggled to find the same consistency as they enter Wednesday's game last in the A-10 in three-pointer per game (3.5) and ninth in three-point percentage (.305).

REBOUNDING RECORDS

Saint Joseph's senior guard **Natasha Cloud** and graduate forward **Ashley Robinson** continue to climb SJU's record book for career rebounds. Cloud is currently 18th all-time in rebounds with 503, while Robinson is just behind her in 21st place with 469.

HISTORIC ASSISTANCE

Already holding the single-season record for helps with 243 last season, senior guard **Natasha Cloud** enters Wednesday third all-time in career assists at SJU with 540. Averaging 6.14 assists per game over her 118 career games between Hawk Hill and Maryland, the Broomall, Pennsylvania, native trails only Iowa's Samantha Logic (6.44) for the lead in assists per game among active Division I players.

POINTLESS IN THE PAINT

Saint Joseph's has seen a discrepancy this year in its interior scoring between wins and losses. In victories, SJU is outscoring opponents by 7.3 points (30.8 to 23.7), but in losses the Hawks are being outscored by 12.0 points (33.6 to 21.3).

Points In The Paint (Wins)		Points In The Paint (Loss)	
SJU	246	SJU	340
Opponents	188	Opponents	538

GRIFFIN SETS CAREER WINS RECORD

With her team's 58-54 win over Villanova on December 7, Saint Joseph's head coach **Cindy Griffin** became the all-time leader in wins at Hawk Hill. With the victory, Griffin collected her 249th win with the Hawks, passing the previous mark of 248 set by Women's Basketball Hall of Famer Jim Foster. Over 14 seasons, Griffin has posted a 254-182 record at Saint Joseph's.

FAIRBANKS AMONG TOP SHOT BLOCKERS IN SJU HISTORY

With a blocked shot at Dayton, junior forward **Sarah Fairbanks** moved into sixth place all-time in blocked shots at SJU with 81. She enters Wednesday 11 behind Erica Pollock '07 in fifth place with 92.



2014-15 Atlantic 10 Standings

Saint Joseph's was picked to finish third in the Atlantic 10 race, according to a poll of the Atlantic 10's head coaches. The following is the current standings (with preseason predictions in parenthesis). Standings as of 2/17/15.

Team	A-10	Overall
1. George Washington	.11 - 1	22 - 3
2. Dayton	.10 - 2	19 - 5
3. Duquesne	.9 - 3	17 - 8
Fordham	.9 - 3	17 - 8
5. Richmond	.8 - 4	16 - 9
6. Rhode Island	.7 - 5	15 - 9
7. Saint Louis	.6 - 6	13 - 12
8. VCU	.5 - 7	14 - 11
George Mason	.5 - 7	13 - 12
10. Saint Joseph's	.4 - 8	8 - 16
11. La Salle	.3 - 9	12 - 13
Massachusetts	.3 - 9	9 - 15
St. Bonaventure	.3 - 9	13 - 12
14. Davidson	.1 - 11	5 - 20

A N -

DREWS SOLID SEASON

Guard **Ciara Andrews** came into her own as a sophomore, averaging 9.2 points per game and starting 17 contests a season ago. She has brought that momentum into this season as the potent offensive weapon currently leads the Hawks in scoring (12.3 ppg) and has scored in double figures in 16 of 24 games this season.

OFFENSIVE PUNCH LOST TO GRADUATION

With the departures of seniors **Erin Shields**, **Ilze Gotfrida** and **Kelsey Berger** to graduation, the Hawks lost a big portion of their offensive punch. Last season, the trio accounted for 41 percent of the team's scoring as they scored 966 points of the team's 2,358 and totaling 124 of the team's 166 three-point field goals (74.7 percent). Additionally, this season, Saint Joseph's is averaging 60.1 points per game, down 10.4 points from last year's average (71.5).

WOODS MAKING MOST OF PLAYING TIME

Freshman **Chelsea Woods** has made the most of her opportunity as the season has gone on. After playing just 93 minutes (11.7 mpg) and adding 24 points (3.0 ppg) and 19 rebounds (2.4 rpg) over her first eight games, Woods has come on strong during her last 15, tallying 54 points (3.6 ppg) and 89 rebounds (5.9 rpg), while playing 281 minutes (18.7 mpg).

FRANKLYN GARNERS MINUTES

Freshmen **Adashia Franklyn** has already proven to be a key contributor this season. Appearing in all 24 games, Franklyn currently leads the team in blocked shots (28) and has led SJU in rebounding three times, including a season-best 11 versus St. Francis Brooklyn. She enters Wednesday second among newcomers in rebounding (4.5 rpg) and scoring (3.1 ppg).

FITZPATRICK'S KEEN EYE FROM DISTANCE GROWS

Serving as a reserve last season, guard **Kathleen Fitzpatrick** has thrived this year. Tallying 39 points as a rookie (2.1 ppg), Fitzpatrick has already surpassed that as she has tallied 225 points over the first 24 games, good for a 9.4 points per game average. She additionally is tied for seventh in the Atlantic 10 three pointers per game (2.3).

LOGGING TIME

The Hawks currently feature five players averaging over 28 minutes per game. Graduate student **Ashley Robinson** (28.8 mpg), senior **Natahsa Cloud** (37.7 mpg), juniors **Ciara Andrews** (32.5 mpg) and **Sarah Fairbanks** (31.9 mpg) and sophomore **Kathleen Fitzpatrick** (29.9 mpg) have accounted for 74.9 percent of the team's minutes (3,649 of 4,875) so far this season. Additionally, Cloud has missed only 24 minutes of game time in the past 16 contests as she has played 621 of a possible 645 minutes.

STRODE RETURNS TO LINEUP

After missing 61 straight games dating back to the 2012-13 season due to injury, redshirt sophomore guard **Jordan Strode** has been a bright spot for the Hawks this year. Appearing in 15 games, including starts versus Rutgers and Massachusetts, Strode is averaging 2.5 points and 1.8 rebounds per game and had a career-best nine points versus St. Bonaventure.

ROBINSON RETURNS FOR FINAL SEASON

Graduate student **Ashley Robinson** is making the most of her sixth season at SJU. Missing the first two years (2009-11) due to leg injuries, the 6-foot-2 forward has improved every season. A two-year starter, Robinson averaged a career-best 6.2 points and 5.4 boards per game over 25 games last year, but has surpassed them with a 8.6 points per game and 5.9 rebounds per game average this season.

2014-15 SAINT JOSEPH'S QUICKFACTS

Location	Philadelphia, Pa. 19131
Founded	1851
Enrollment	4,670 (full-time undergrads)
Denomination	Roman Catholic (Jesuit)
Nickname	Hawks
Colors	Crimson and Gray
Athletic Affiliation	NCAA Division I
Conference	Atlantic 10
Home Arena (Capacity)	Michael J. Hagan '85 Arena (4,200)
President	C. Kevin Gillespie, S.J. '72
Associate Vice President/Athletic Director	Don DiJulia
2013-14 Regular Season Record	.23-10
2013-14 Atlantic 10 Conference Record (Place)	.10-6 (5th)
2013-14 Philadelphia Big 5 Record (Place)	.4-0 (1st)
Letterwinners Returning/Lost	.8/5
Starters Returning/Lost	.4/1
Captains	Natasha Cloud, Sarah Fairbanks, Ashley Robinson
Head Coach (alma mater)	Cindy Griffin (Saint Joseph's '91, '93)
Overall Record/Years	.302-215/17th season
Record at Saint Joseph's/Years	.254-182/14th season
Associate Head Coach	Susan Moran (Saint Joseph's '02, '07) - 12th season
Assistant Coaches	Stephanie McCaffrey (Saint Joseph's '04) - 8th season Jada Pierce (West Chester '97) - 3rd season
Director of Basketball Operations	Katie Gardler
Graduate Assistant:	Chris Koclanes
Women's Administrative Assistant	Kathy MacDonald
Women's Basketball Athletic Trainer	Salvatore Capone
Women's Basketball Contact	Jack Jumper
Athletic Department	(610) 660-1707
Basketball Office	(610) 660-1710
Athletic Communications	(610) 660-3389
Press Row	(610) 660-2599
Athletics Website	www.sjuhawks.com



NEW YEAR, NEW RULE

Joining the Hawks as a walk-on last season, guard **Mackenzie Rule** appeared in four games, tallying two rebounds and an assist in 10 minutes of time. With the new year, Rule's role has expanded as the sophomore has appeared in 17 games, tallying 14 points, 15 rebounds, six assists, and averaging 7.3 minutes per game. She had career-best performance at Duquesne as she went 3-for-3 from behind the arc for a career-high nine points.

FREE THROW WOES

Saint Joseph's graduate student **Ashley Robinson** accounted for the entire team's free throws at Penn on December 9 as the starting forward went 2-2. The two foul shots are the lowest total by the Hawks during head coach **Cindy Griffin's** tenure. Additionally, SJU shot just 30.8 percent (4-of-13) from the foul line at Davidson and went 0-for-3 in its last three opportunities in a 63-61 overtime loss at Rhode Island.

WHY S-A-I-N-T JOSEPHS UNIVERSITY?

The corporate title of "Saint" Joseph's University, which has been in place since Saint Joseph's was granted university status by the Commonwealth of Pennsylvania in 1979, is now the "public" title of the institution for all aspects of its operations. Previously, the abbreviation of "St." Joseph's University was permitted in a number of alumni and athletic contexts. According to the most recent edition of the Higher Education Directory, there are at least nine recognized "St. Joseph's" among the nation's colleges and universities. Only one of them-Saint Joseph's University, Philadelphia-is a university-level, Master's I, NCAA Division I institution. A complete spelling of S-A-I-N-T Joseph's University in all contexts will help eliminate any confusion among higher education and other public constituencies.

UP NEXT

Saint Joseph's hosts Richmond on Saturday at 2 p.m.

HAWKS AMONG NATIONAL LEADERS

Below is a the breakdown of Saint Joseph's rankings in the nation as of February 13, 2015.

Team	Scoring Offense	60.1	269th	Ciara Andrews	FT Percentage	.815	81st
	Scoring Defense	62.7	141st				
	Scoring Margin	-2.6	230th	Natasha Cloud	Assists	6.6	12th
	FG Percentage	.375	258th		Assist/TO Ratio	2.01	50th
	FG Pct. Defense	.395	177th		FT Percentage	.776	156th
	FT Percentage	.723	61st		Steals	1.96	160th
	3PT FG Made	3.6	290th	Sarah Fairbanks	Blocked Shots	1.18	184th
	3PT FG Percentage	.312	164th				
	Rebounding Margin	-2.6	247th	Kathleen Fitzpatrick	3PT FG Percentage	.314	134th
	Assists	12.0	233rd		3PT FG Per Game	2.09	132nd
	Blocked Shots	3.9	99th	Adashia Franklyn	Blocked Shots	1.13	210th
	Steals	6.3	277th				
	Assist/TO Ratio	0.9	99th	Ashley Robinson	FT Percentage	.747	230th
	Turnovers Per Game	13.4	26th				
	Turnover Margin	+1.09	126th				

HAWKS AMONG ATLANTIC 10 LEADERS

Below is a the breakdown of Saint Joseph's rankings in the Atlantic 10 as of February 13, 2015.

Team	Scoring Offense	60.1	11th	Ciara Andrews	Scoring	12.3	15th
	Scoring Defense	62.7	7th		FT Percentage	.815	7th
	Scoring Margin	-2.6	12th		Minutes Per Game	32.3	8th
	FT Percentage	.723	4th				
	FG Percentage	.375	12th	Natasha Cloud	Scoring	12.2	17th
	FG Pct. Defense	.395	10th		Assists	6.6	1st
	3PT FG Made	3.6	14th		Assist/TO Ratio	2.0	2nd
	3PT FG Percentage	.312	7th		Steals	2.0	5th
	3PT FG Pct. Defense	.281	3rd		FT Percentage	.776	11th
	Rebounding Offense	37.0	12th		Defensive Rebounds	5.4	6th
	Rebounding Defense	39.5	8th		Minutes Per Game	37.7	1st
	Rebounding Margin	-2.5	12th	Sarah Fairbanks	Scoring	10.2	29th
	Blocked Shots	3.9	5th		Blocked Shots	1.2	6th
	Assists	12.0	10th		Offensive Rebounds	2.3	T-14th
	Steals	6.3	12th		Minutes Per Game	31.6	10th
	Turnover Margin	+1.09	6th	Kathleen Fitzpatrick	3PT FG Per Game	2.1	T-7th
	Assist/TO Ratio	0.9	5th				
	Offensive Rebounds	12.1	8th	Adashia Franklyn	Blocked Shots	1.1	T-10th
	Defensive Rebounds	24.8	14th				
				Ashley Robinson	Rebounding	6.2	T-20th
					Offensive Rebounds	2.8	6th



MEDIA INFORMATION

MEDIA CREDENTIALS

Credentials for media covering Saint Joseph's at Hagan Arena in 2014-15 should be made at least 24 hours in advance by contacting Jack Jumper.

Priority is given to daily newspapers, radio/TV stations and other media who cover Saint Joseph's and its opponents on a regular basis. Internet sites and agencies that will be considered for credentials include those of national cable networks or established publications. Internet sites representing local or regional media outlets will be provided credentials on a space-available basis. Websites that sponsor "message boards" or "chat rooms" where people are able to post anonymous information are ineligible for consideration of credentials. Credentials will only be issued to those 18 years of age and older.

PHOTO CREDENTIALS

All photographers attending Saint Joseph's home basketball games must be credentialed. Requests for credentials should be made in at least 24 hours in advance to Jack Jumper. Due to space demands, access to free-lance photographers is limited.

SCOUT CREDENTIALS

Credentials for WNBA scouts must be requested in advance of the game by contacting Jack Jumper.

RADIO POLICY

Radio stations designated as the primary visiting outlet can have access to phone lines at a cost of \$100 per line per game. (\$200 for ISDN), unless a reciprocal usage agreement exists. Visiting radio stations wishing to broadcast the game should contact Jack Jumper at (610) 660-3389 or by email (jjumper@sju.edu) to arrange phone lines.

INTERVIEWS

All requests for interviews with Cindy Griffin and the Saint Joseph's student-athletes must be arranged through Jack Jumper. Advance notice of at least 24 hours is preferred, but every attempt will be made to accommodate all requests. Players will not be available for interviews on game day, except for post-game interviews.

PRESS ROW

Only accredited members of the media and accredited scouts will be issued credentials to cover Saint Joseph's basketball, and only those with passes will be permitted to sit in press seating. Members of the media are reminded that press row is a working area and cheering for either team will not be tolerated.

MEDIA SERVICES

Saint Joseph's and opponent's game notes, statistics, Atlantic 10 Conference notes and game programs will be available to working members of the media. Halftime statistics will be available in the media room at Hagan Arena and will also be distributed on press row. Final statistics will be distributed in the media room following completion of the game. Fax service is available at both locations.

Complete Saint Joseph's game notes will be available 24 hours prior to the game on SJUHawks.com.

MEDIA PARKING

Media parking is available at the ROTC Lot on 54th Street behind Hagan Arena. Media members desiring to be on the parking list must contact Marie Wozniak at least 24 hours in advance of the game.

POST-GAME

Saint Joseph's head coach Cindy Griffin will be available in the interview room following a post-game cooling off period. The Saint Joseph's locker room is not open to the media.

THE HAWK



One of the most famous mascots in college sports, the Saint Joseph's Hawk has flapped its wings for 58 seasons.

The Hawk is best known for staying in constant motion by flapping its wings throughout every basketball game and representing the Saint Joseph's motto, "The Hawk Will Never Die."

Jim Brennan originated the idea for a hawk as mascot during the 1954-55 season. Brennan, an ex-Marine and SJU cheerleader, at first wanted to secure an actual hawk, but later switched to the costume idea. The student government

raised the 120 dollars needed to buy the initial costume, which Brennan donned for three years. He made his debut as the Hawk on January 4, 1956, a 69-56 win over La Salle at the Palestra. Since then, and including this season, a total of 31 SJU students have donned the costume. The Hawk has not missed a men's basketball game since that first season in 1955-56. The Hawk, who was present at most women's basketball games, became a mainstay in 1989. Since then, 12 SJU students have donned the costume, with **Aleena Yobbi** serving as the Hawk for his first year in 2014-15.

In addition to the constant flapping, the Hawk is also recognized by its "flying" in figure eights around the court during timeouts. Years ago, ESPN used a "flap-o-meter" on the national telecast of a Saint Joseph's game to estimate that the Hawk flaps its wings 3,500 times during a regulation game.

The most decorated mascot in the country, The Hawk has garnered numerous accolades in its 57-year history. In 2013-14, NCAA.com named The Hawk as "College Basketball's Best Tradition". The Sporting News, Sports Illustrated, Sports Illustrated for Kids, Street & Smith's Basketball Yearbook and ESPN College Basketball magazine have selected it as the nation's top mascot. Eastern Basketball tabbed The Hawk as the Atlantic 10 Conference's best mascot, while The Hawk won a "Best of Philly" award from Philadelphia Magazine in 2003-04. The Hawk was selected as a 2008 nominee for the Mascot Hall of Fame.

Saint Joseph's athletic teams have been recognized with the nickname "Hawks" since 1929. At that time, the school's yearbook editor, Charlie Dunn, initiated a contest among the student body for a symbol. More than 100 submissions were narrowed to two, with "Hawks" winning out over "Grenadiers" (World War I soldiers who specialized in tossing grenades) by a slim margin in the final vote.

John Gallagher '31, a catcher on the Saint Joseph's baseball team, submitted the winning suggestion. He won a sweater with a special Saint Joseph's monogram for selecting the winning name. According to the Student Annual, the nickname was appropriate because it typified "the fighting spirit of our crimson and gray athletes and it is suggestive of the aerial attack which has made our football team famous." Ironically, football was discontinued at Saint Joseph's following the 1939 season.

But it has been the connection with the storied tradition of the Saint Joseph's men's and women's basketball programs that has given The Hawk mascot its prominence on the national level, making it one of the most recognized mascots in college athletics.



Cindy Griffin - Head Coach

Saint Joseph's '91, MBA '93 - 14th Season

After leading Saint Joseph's to five straight postseason appearances, including the Second Round of the NCAA Tournament in 2013-14, **Cindy Griffin** returned for her 14th year as Saint Joseph's head coach. A 1991 and 1993 graduate of SJU, Griffin (nee Anderson) has compiled an overall record of 302-215 in 17 seasons as a head coach, and this season became Saint Joseph's all-time leader in wins as she has amassed a 254-182 record over 14 years at Hawk Hill.

Only the eighth coach in NCAA Division I history to lead her alma mater to the NCAA Tournament as a player and a coach, Griffin's squads have posted six 20-win seasons, six victories over nationally-ranked teams, and have advanced to the postseason 10 times, while her players have been honored as Atlantic 10 All-Conference performers 15 times.

Following up their A-10 Championship the season prior, the 2013-14 Hawks continued to prove themselves as one of the top programs nationally as they earned an at-large bid to the NCAA Tournament and advanced to the Second Round for just the seventh time in team history. Led by Erin Shields and Natasha Cloud, Saint Joseph's earned its fifth straight postseason bid and claimed its first outright Philadelphia Big 5 title since 2000-01.

Under Griffin's leadership, Saint Joseph's posted one of its most memorable seasons in team history in 2012-13 as the Hawks claimed the Atlantic 10 Championship for just the third time and earned the automatic NCAA Tournament bid. Led by a senior class that had advanced to the postseason every year, the Hawks finished with a 23-9 record that included wins over #5 Maryland and #11 Dayton.

In addition to the team's success, a trio of Hawks were singled out for their performances, led by NCAA Woman of the Year nominee Chatilla van Grinsven. With Griffin's guidance, van Grinsven turned in one of the more dominant seasons in recent SJU history, becoming just the fifth player in SJU history to average a double-double for the year en route to being named to the A-10 All-Conference First Team and the Big 5 Player of the Year. The duo of backcourt mates Shields and Cloud helped propel SJU to new heights, with Shields garnering A-10 and Big 5 Most Improved Player honors and I-AAA distinction, while Cloud was named the Most Outstanding Player of the 2013 A-10 Championship.

Backed by a veteran-laden team in 2011-12, the Hawks earned their third-straight WNIT berth and posted their most wins (22) since the 2003-04 season. Moving into second place in career victories at her alma mater, Griffin picked up her 200th win as the Hawks topped Boston University in the opening game of the WNIT on March 15, 2012. Leading the Hawks to a 15-4 mark at home, she helped Saint Joseph's become one of the more efficient teams in the nation, ranking fourth in fewest turnovers per game (12.5), 26th in three-point percentage (.348) and 39th in field goal percentage (.423).

Individually, senior Michelle Baker and Kelly Cavallo had breakout years, both garnering All-Big 5 honors. Behind Griffin's teaching, Baker went on to be named to the A-10 All-Conference Second Team and capped her career as SJU's then all-time leader in games played (127) while ranking in the top 20 for scoring and field goals made. After seeing limited time as a freshman, Cavallo developed into one of the top post players in the A-10, leading SJU and finishing in the top five of the conference in rebounding, blocked shots and field goal percentage. With Griffin's aid, Cavallo finished her career second all-time in blocks and 11th in rebounding at SJU.

Returning just one starter for the 2010-11 season, the Hawks quickly jelled under Griffin's guidance as they went on to win 20 games, earned the program's 700th victory, and advanced to the second round of the WNIT. Backed by All-Big 5 honorees Baker and Katie Kuester, Saint Joseph's had its most efficient offensive showing since 2002-03, as the Hawks finished 60th in the nation in field goal percentage (42.1).

Additionally, several Hawks were honored for outstanding seasons in 2010-11, headlined by sophomore Ashley Prim becoming the first SJU player to be named Atlantic 10 Sixth Player of the Year. Baker became just the second Hawk to be named to the A-10 All-Defensive Team, while freshman Erin Shields became the sixth player Griffin has coached to A-10 All-Rookie Team honors.

Earning a postseason berth for the first time in two years, the Hawks surpassed predictions in 2009-10 as they finished tied for fourth in the Atlantic 10 after being picked to finish ninth. After opening the season with a 3-7 mark, Griffin saw her team begin to click at the end of the non-conference schedule as SJU claimed the 19th Annual Hawk Classic title and worked its way to .500 by the second week of the Atlantic 10 slate.

Posting a 9-5 mark against conference opponents, Griffin hit two milestones during A-10 play, earning her 150th win at Saint Joseph's in a victory against Dayton and earning her 200th coaching win against George Washington. The Hawks would go on to earn the program's seventh WNIT bid, and play the first postseason game at Hagan Arena.

In 2008-09, Griffin undertook arguably her toughest season to date as Saint Joseph's played every contest away from Hawk Hill for the first time in program history. And in typical SJU fashion, Griffin got her team to respond as Saint Joseph's went on to post an 8-5 record at home venues and earn its first Big 5 title since 2000-01. Individually five Hawks posted career bests in scoring, with Brittany Ford and Mariame Djouara both earning All-Big 5 Second Team honors.

Relying heavily on underclassmen in 2007-08, Griffin guided her Hawks to another winning season, including crowns at the Brown Basketball Classic and the Hilton Philadelphia Hawk Classic. Among the wins, Saint Joseph's posted its biggest win over a non-conference ranked opponent since the 1984-85, topping #15 Auburn for the Hawk Classic title.

Despite losing several experienced players prior to the 2006-07 season, Griffin had her team peaking at the right time. Playing Griffin's style of hard-nosed defense and persistent offense, the Hawks advanced to the Atlantic 10 Championship game, including the program's first win over a top 10 opponent (#8 George Washington) since 1992 along the way. Saint Joseph's capped the season with its fifth WNIT appearance in six years and tied the SJU record for games played in a season with 33.

Fueled by a collection of newcomers and a developed core of upperclassmen, Griffin led the Hawks back to national prominence in 2005-06. The Crimson and Gray engineered the nation's best turnaround (13 games) and received votes in the national polls for the first time since 2003-04. The Hawks advanced to the

Coach Griffin **At A Glance**

Career Record: 302-215
Record at SJU: 254-182
Atlantic 10 Record: 123-83
Postseason Record: 7-10

Hometown: Maple Glen, Pa.
Education: Saint Joseph's '91,
Saint Joseph's MBA '93
Playing Experience:
Saint Joseph's 1987-92
Coaching Experience:
Saint Joseph's 2001-Present
Loyola (Md.) 1998-01



2014-15 SAINT JOSEPH'S BASKETBALL NOTES - PAGE 8

semifinals of the A-10 Championship and earned a berth in the WNIT.

With the loss of four 1,000-point scorers, the 2004-05 Hawks showed their true colors down the stretch, earning a hard-fought victory over La Salle in the opening round of the Atlantic 10 Championship and coming within 10 points of 16th-ranked, and eventual A-10 Champion, Temple.

Led by six seniors, the 2004 team went 22-11 and advanced to the WNIT Elite Eight. Saint Joseph's finished second in the A-10 East and dropped a heartbreaker in the Atlantic 10 Championship to Temple. Four Hawk seniors reached the 1,000-point plateau, marking just the eighth time in NCAA history that a quartet of players had reached the milestone in the same season. Erin Brady, Irina Krasnoshiok, Stephanie (Graff) McCaffrey and Amra Mehmedic went on to sign professional contracts.

Following a memorable first year at the helm of her alma mater, Griffin upped the ante in her second season by capturing 2003 Atlantic 10 Coach of the Year honors after guiding the Hawks to a 19-11 record. The team sprinted to the conference's Eastern Division title and earned a berth in the WNIT for the second straight season, despite the departure of SJU's all-time leading scorer and a non-conference schedule that ranked fourth nationally.

Griffin helped to reinvigorate the SJU program in her first season, leading the squad to a 24-8 record and the second round of the WNIT. She capitalized on the team's tradition of scrappy play and rugged defense, while releasing the reins and allowing the team to play a more up-tempo style on the offensive end of the floor. The Hawks finished the year among the national leaders in nine different categories and paced the nation in free throw percentage for the second straight year.

Following her playing career, Griffin spent the 1992-93 season as a graduate assistant at her alma mater. She then accepted an assistant's spot at Vanderbilt University from 1993-95 under former Saint Joseph's head coach Jim Foster. Foster recruited Griffin to SJU and coached her during her playing career on Hawk Hill.

In her two years as an assistant at Vanderbilt, the Commodores finished 53-15 overall, won the 1995 SEC championship and reached the NCAA Sweet 16 both seasons. In addition to coaching responsibilities, she was the co-director of the Vanderbilt Basketball Camp and the director of the Black & Gold Club.

Griffin left Vanderbilt after the 1995 season to become an assistant coach at Loyola College (Md.). She spent three seasons as an assistant under Patty Coyle before being promoted to associate head coach in 1998. Griffin was promoted to the position of head women's basketball coach at Loyola midway through the 1998-99 season. She was the seventh-youngest head coach in Division I at the time. Griffin – who was named head coach five games into the season as Coyle left for an assistant coach position with the WNBA's New York Liberty – kept the Greyhounds' momentum going as Loyola won a team-record 21 games that year. Overall she compiled a record of 48-33 during her tenure at the Baltimore school, guiding the squad to the Metro Atlantic Athletic Conference semifinals all three seasons.

One of the top playmakers in Saint Joseph's history, Griffin starred for the Hawks from 1987-88 through 1991-92 (missing the 1988-89 season due to injury). A three-time team captain, Griffin finished her career with 662 points, 278 rebounds, 510 assists and 197 steals. She currently ranks fourth on SJU's all-time assist list.

As a junior in 1990-91, she played in 1,178 out of a possible 1,200 minutes to set the school record for minutes played in a single season. The Hawks made three NCAA Tournament appearances and posted three straight 20-win seasons during her playing career. A two-time Second Team All-Big 5 choice, as well as a Third Team All-Atlantic 10 pick as a senior, she was inducted into the Saint Joseph's Women's Basketball Hall of Fame in 1998.

A native of Maple Glen, Pa., Griffin played her high school basketball for Bishop McDevitt, winning two Philadelphia Catholic League titles. A 1987 graduate of McDevitt, she was inducted into its Athletic Hall of Fame in 1997, and in 2002, received the Philadelphia Catholic League's alumni achievement award. She earned a bachelor's degree in accounting from Saint Joseph's in 1991 and completed her M.B.A. from SJU in 1993. She resides in Conshohocken, Pa., with her husband Curtis and children, Kaylie, Hannah and Curtis Jr.

Griffin's Year-By-Year Record

Year	School	Overall Record	Conference Record	Postseason
1998-99	Loyola College	17-6	13-5	MAAC Semifinals
1999-00	Loyola College	12-17	8-10	MAAC Semifinals
2000-01	Loyola College	19-10	12-6	MAAC Semifinals
2001-02	Saint Joseph's University	24-8	12-4	WNIT/A-10 Finals
2002-03	Saint Joseph's University	19-11	13-3	WNIT
2003-04	Saint Joseph's University	22-11	12-4	WNIT/A-10 Finals
2004-05	Saint Joseph's University	7-23	4-12	
2005-06	Saint Joseph's University	20-11	10-6	WNIT/A-10 Semifinals
2006-07	Saint Joseph's University	19-14	8-6	WNIT/A-10 Finals
2007-08	Saint Joseph's University	17-14	8-6	
2008-09	Saint Joseph's University	13-17	5-9	
2009-10	Saint Joseph's University	17-15	9-5	WNIT
2010-11	Saint Joseph's University	20-12	8-6	WNIT
2011-12	Saint Joseph's University	22-11	9-5	WNIT
2012-13	Saint Joseph's University	23-9	11-3	NCAA/A-10 Champions
2013-14	Saint Joseph's University	23-10	10-6	NCAA
2014-15	Saint Joseph's University	8-16	4-8	
1998-Present	17 Seasons	302-215	156-104	10 Appearances
Head Coaching Record at Saint Joseph's: 254-182 (.583) – 14 Seasons Career Head Coaching Record: 302-215 (.584) – 17 Seasons				



Natasha Cloud #4

Senior • Guard • 6-0
Broomall, Pa.
Cardinal O'Hara / Maryland

Overall Stats: 12.6 ppg, 5.8 rpg, 6.5 apg

- Preseason Atlantic 10 All-Conference First Team
- Preseason Atlantic 10 All-Defensive Team
- Seton Hall Thanksgiving Tournament All-Tournament Team
- 22nd Hawk Classic All-Tournament Team
- Big 5 Player of the Week (11/24, 2/9)
- Fourth all-time in career assists at SJU (540)
- 18th all-time in career rebounds at SJU (503)

2014-15:

- Scored a career-high 29 points and added five rebounds, three assists, two steals and a blocked shot at Liberty
- Game-high 26 points at George Washington
- Tallied 16 points, eight rebounds and seven assist in win over St. Francis Brooklyn
- Matched career-high with 13 assists and scored a team-high 17 points against Quinnipiac
- Finished with 10 points, 10 assists and six rebounds versus VCU
- Had a team-high 16 points and five steals at Notre Dame

	Season Highs	Career Highs
Points:	29, at Liberty, 11/22/14	Same
Field Goals:	10, at Liberty, 11/22/14	Same
Field Goals Att:	20, 2x, last vs. Fordham, 2/8/15	Same
3-Pt Field Goals:	4, at George Washington, 1/7/15	Same
3-Pt Field Goals Att:	6, 2x, last vs. UMass, 1/10/15	Same
Free Throws:	8, vs. VCU, 1/3/15	9, 2x, last vs. Dayton, 1/26/14
Free Throws Att:	9, vs. Quinnipiac, 12/18/14	10, 3x, last vs. Saint Louis, 1/29/14
Offensive Rebounds:	3, at George Washington, 1/7/15	4, 2x
Defensive Rebounds:	9, 2x, last vs. Villanova, 12/7/14	11, 2x, last at Massachusetts, 2/27/14
Total Rebounds:	10, 2x, last at URI, 2/11/15	12, at Massachusetts, 2/27/14
Assists:	13, vs. Quinnipiac, 12/18/14	13, 4x
Blocks:	2, at Duquesne, 1/18/15	2, 4x
Steals:	5, at Notre Dame, 12/21/14	6, at George Washington, 1/17/13
Minutes:	45, at Rhode Island, 2/11/15	45, 2x

2014-15 Game-by-Game

Opponent	Min	FG-A	3PT-A	FT-A	OR	DR	TR	F	A	TO	B	S	Pts
Rutgers *	37	1-6	0-3	1-2	1	5	6	3	10	5	0	1	0
Temple *	27	2-4	1-2	4-4	0	7	7	4	3	2	1	1	9
Liberty *	42	10-16	3-4	6-8	1	4	5	1	3	2	1	2	29
Drexel *	32	2-7	0-1	2-2	1	7	8	3	8	6	1	0	6
St. Francis *	33	7-9	2-3	0-0	1	7	8	0	7	3	0	1	16
Seton Hall *	32	3-4	0-1	2-2	1	4	5	4	3	8	0	0	8
Lehigh *	39	3-10	0-3	1-2	1	9	10	3	8	0	0	1	7
Villanova *	36	5-11	1-2	0-0	0	9	9	0	2	1	0	2	11
Penn *	38	3-13	1-2	0-0	0	7	7	2	8	3	0	3	7
Notre Dame *	40	7-14	1-4	1-1	0	2	2	2	0	5	0	5	16
Quinnipiac *	40	5-10	0-0	7-9	0	6	6	3	13	6	0	1	17
CSUN *	40	2-9	1-3	6-6	0	4	4	1	8	0	1	2	11
VCU *	38	1-7	0-2	8-8	0	6	6	1	10	0	0	4	10
GW *	40	9-20	4-6	4-5	3	4	7	4	3	4	0	4	26
Massachusetts *	40	6-16	2-6	6-8	0	3	3	2	7	5	1	4	20
Fordham *	40	3-12	0-2	1-2	1	7	8	1	3	4	0	3	7
Duquesne *	39	6-15	1-4	1-3	0	5	5	1	9	3	2	3	14
St. Bonaventure *	36	3-10	0-1	0-0	0	3	3	0	7	0	2	0	6
Saint Louis *	37	5-17	0-2	2-3	0	5	5	3	4	4	0	2	12
Davidson *	35	3-9	0-0	2-5	0	4	4	2	9	3	0	2	8
La Salle *	40	4-11	1-1	4-4	0	4	4	3	10	7	0	1	13
Fordham *	40	4-20	2-2	6-8	1	5	6	1	8	2	0	3	16
Rhode Island *	45	3-15	1-5	2-3	2	8	10	3	8	2	0	0	9
Dayton *	38	6-14	0-2	9-13	0	2	2	1	4	2	0	1	21

* - Denotes game started



Sarah Fairbanks #41

Junior • Forward • 6-1
Elizabethtown, Pa.
Elizabethtown

Overall Stats: 10.8 ppg, 6.0 rpg, 0.9 apg

- Preseason Atlantic 10 All-Conference Third Team
- Sixth all-time in career blocks at SJU (81)

2014-15:

- Missed two games due to hand injury
- Scored a career-high 23 points and had 13 rebounds in win over Temple
- Finished with 22 points and 10 boards in win over La Salle
- Added 16 points and six rebounds at Rutgers
- Tallied 10 points and seven rebounds versus Lehigh
- Finished with 10 points, four blocked shots and four rebounds in win over St. Francis Brooklyn
- Scored 12 points and had five rebounds against Villanova
- Had game-high 15 points and added six boards, three assists and three blocked shots.
- Tallied eight points and six rebounds at Seton Hall
- Grabbed six rebounds and had six points and two blocked shots at Penn

	Season Highs	Career Highs
Points:	23, vs. Temple, 11/18/14	Same
Field Goals:	9, vs. La Salle, 2/4/15	9, 3x
Field Goals Att:	19, vs. Temple, 11/18/14	Same
3-Pt Field Goals:	Yet To Come	Same
3-Pt Field Goals Att:	Yet To Come	2, vs. Mount St. Mary's, 11/8/13
Free Throws:	9, vs. Temple, 11/18/14	Same
Free Throws Att:	9, vs. Temple, 11/18/14	11, vs. Liberty, 11/23/13
Offensive Rebounds:	5, 2x, last vs. Lehigh, 12/4/14	6, vs. Saint Louis, 1/29/14
Defensive Rebounds:	9, 2x, last vs. La Salle, 2/4/15	Same
Total Rebounds:	13, vs. Temple, 11/18/14	Same
Assists:	3, vs. VCU, 1/3/15	4, at Quinnipiac, 12/1/13
Blocks:	4, 2x, last vs. Quinnipiac, 12/28/14	Same
Steals:	2, 3x, last vs. SBU, 1/24/15	2, 7x
Minutes:	41, vs. Temple, 11/18/14	Same

2014-15 Game-by-Game

Opponent	Min	FG-A	3PT-A	FT-A	OR	DR	TR	F	A	TO	B	S	Pts
Rutgers *	37	7-13	0-0	2-2	3	3	6	5	0	4	1	0	16
Temple *	41	7-19	0-0	9-9	5	8	13	2	2	3	1	0	23
Liberty *	35	4-9	0-0	2-2	0	1	1	4	1	3	1	1	10
Drexel *	28	2-5	0-0	0-0	1	3	4	1	1	2	0	0	4
St. Francis *	27	5-10	0-0	0-0	1	3	4	2	1	2	4	1	10
Seton Hall *	34	4-9	0-0	0-0	2	4	6	1	0	1	0	1	8
Lehigh *	33	4-14	0-0	2-2	5	2	7	2	2	1	0	1	10
Villanova *	29	6-13	0-0	0-0	3	2	5	2	0	1	0	1	12
Penn *	26	3-14	0-0	0-0	4	2	6	1	1	1	2	0	6
Notre Dame *	35	0-5	0-0	2-2	2	2	4	3	0	1	0	0	2
Quinnipiac *	40	5-11	0-0	0-1	2	9	11	3	0	2	4	2	10
CSUN *	30	4-13	0-0	3-4	1	4	5	4	0	5	2	2	11
VCU *	37	6-8	0-0	3-4	3	3	6	1	3	4	3	0	15
GW													
Massachusetts													
Fordham *	27	4-5	0-0	2-3	1	4	5	5	1	1	0	2	10
Duquesne *	21	0-4	0-0	0-0	2	5	7	2	1	0	1	0	0
St. Bonaventure *	25	3-9	0-0	2-2	1	5	6	3	1	2	0	2	8
Saint Louis *	36	4-10	0-0	0-0	3	4	7	4	0	4	2	1	8
Davidson *	32	6-15	0-0	0-0	1	4	5	2	1	1	2	1	12
La Salle *	38	9-15	0-0	4-6	1	9	10	1	2	0	0	0	22
Fordham *	18	4-6	0-0	0-0	1	2	3	4	1	2	0	0	8
Rhode Island *	34	3-13	0-0	4-4	4	3	7	3	0	1	2	0	10
Dayton *	38	9-16	0-0	4-4	1	3	4	3	1	2	1	0	22

* - Denotes game started



2014-15 SAINT JOSEPH'S BASKETBALL NOTES - PAGE 11



Kathleen Fitzpatrick #15

Sophomore • Guard • 5-9

Drexel Hill, Pa.

Academy of Notre Dame de Namur

Overall Stats: 9.4 ppg, 2.2 rpg, 1.2 apg

2014-15:

- Had a career-high 25 points in 43 minutes to go with four steals and three assists at Rhode Island
- Finished with 20 points and had two assists and two steals against CSUN
- Scored 13 points and grabbed three rebounds versus Quinnipiac
- Had a the career-high 18 points and added five rebounds at Drexel
- Scored 14 points and six rebounds and blocked two shots in win over Temple
- Scored nine points and had three rebound at Rutgers
- Tallied eight points in win over St. Francis Brooklyn
- Scored seven points and had two rebounds at Seton Hall
- Finished with four steals, four rebounds and a point at Liberty
- Added 12 points and three assists at Penn
- Scored 14 points and had a career-high seven rebounds and added two assists
- Tallied 14 points against George Washington
- Came off the bench to score 13 points and had a steal at Notre Dame

	Season Highs	Career Highs
Points:	25, at Rhode Island, 2/11/15	Same
Field Goals:	10, at Rhode Island, 2/11/15	Same
Field Goals Att:	20, at Rhode Island, 2/11/15	Same
3-Pt Field Goals:	6, at Drexel, 11/25/14	Same
3-Pt Field Goals Att:	14, vs. VCU, 1/3/15	Same
Free Throws:	4, 2x, last vs. CSUN, 12/29/14	Same
Free Throws Att:	4, 2x, last vs. CSUN, 12/29/14	Same
Offensive Rebounds:	1, 4x, last at GW, 1/7/15	2, vs. Mt. St. Mary's, 11/8/13
Defensive Rebounds:	6, 2x, last vs. VCU, 1/3/15	Same
Total Rebounds:	7, vs. VCU, 1/3/15	Same
Assists:	3x, 4x, last at URI, 2/11/15	3, 5x
Blocks:	2, vs. Temple, 11/18/14	Same
Steals:	4, 2x, last at URI, 2/11/15	Same
Minutes:	43, at Rhode Island, 2/11/15	Same

2014-15 Game-by-Game

Opponent	Min	FG-A	3PT-A	FT-A	OR	DR	TR	F	A	TO	B	S	Pts
Rutgers *	28	3-8	3-7	0-0	1	2	3	2	1	5	0	0	9
Temple *	41	4-10	2-7	4-4	0	6	6	1	3	1	2	0	14
Liberty *	34	0-5	0-5	1-2	0	4	4	4	0	1	0	4	1
Drexel *	31	6-11	6-10	0-0	0	5	5	3	1	2	0	1	18
St. Francis *	31	3-8	2-5	0-0	0	0	0	1	3	1	0	1	8
Seton Hall *	32	2-8	1-4	2-2	1	1	2	5	1	4	0	0	7
Lehigh *	14	1-4	1-3	0-0	0	0	0	0	1	2	0	0	3
Villanova *	25	0-0	0-0	0-0	0	1	1	0	1	3	0	0	0
Penn *	23	4-13	4-12	0-0	0	1	1	3	3	0	0	0	12
Notre Dame	34	4-11	3-6	2-2	0	1	1	2	0	1	0	1	13
Quinnipiac *	38	6-17	1-10	0-0	0	3	3	3	0	2	0	2	13
CSUN *	35	6-13	4-8	4-4	0	1	1	2	2	3	0	2	20
VCU *	39	4-16	4-14	1-2	1	6	7	2	2	2	0	0	13
GW *	27	4-12	4-10	2-2	1	2	3	3	1	4	0	1	14
Massachusetts *	32	2-14	2-10	0-0	0	1	1	1	1	1	0	0	6
Fordham *	31	4-9	2-6	2-2	0	1	1	1	0	1	0	2	12
Duquesne *	16	1-5	0-1	0-0	0	1	1	2	0	1	0	0	2
St. Bonaventure *	25	3-11	2-4	0-0	0	0	0	2	2	1	0	2	8
Saint Louis *	27	3-7	3-6	0-0	1	3	4	2	2	2	0	3	9
Davidson *	31	5-15	1-8	0-0	0	0	0	3	0	3	0	3	11
La Salle *	37	1-8	0-5	3-4	1	2	3	2	1	0	0	1	5
Fordham *	25	0-3	0-1	2-2	0	1	1	0	0	0	0	0	2
Rhode Island *	43	10-20	3-11	2-2	2	2	4	1	3	1	0	4	25
Dayton *	19	0-6	0-4	0-0	0	1	1	3	0	0	0	0	0

* - Denotes game started



Adashia Franklyn #33

Freshman • Forward • 6-1

West Chester, Pa.

West Chester Bayard Rustin

Overall Stats: 3.1 ppg, 4.5 rpg, 0.2 apg

2014-15:

- Had a season-high seven points, 11 rebounds and four blocks against St. Francis Brooklyn
- Tallied six points, four rebounds and two blocked shots at Duquesne
- Scored five points and had five rebounds in first career start at George Washington
- Added two points, three rebounds and a blocked shot against Lehigh
- Scored three points and had six rebounds and two steals at Liberty
- Added three points, two rebounds and an assist at Drexel
- Scored five points and had nine rebounds against Quinnipiac
- Tallied six points and had five boards versus CSUN
- Grabbed two rebounds and had a block and a steal at Seton Hall
- Scored six points and had three rebounds and an assist versus Villanova
- Grabbed a team-high seven rebounds and had a blocked shot at Notre Dame
- Tallied seven points and six rebounds versus VCU
- Added four blocked shots, five rebounds and two points at Rhode Island

	Season Highs
Points:	7, vs. St. Francis Brooklyn, 11/29/14
Field Goals:	3, 4x, last vs. VCU, 1/3/15
Field Goals Att:	9, vs. Massachusetts, 1/10/15
3-Pt Field Goals:	Yet To Come
3-Pt Field Goals Att:	Yet To Come
Free Throws:	2, at Duquesne, 1/18/15
Free Throws Att:	6, vs. Quinnipiac, 12/28/14
Offensive Rebounds:	6, at Davidson, 1/31/15
Defensive Rebounds:	7, vs. St. Francis Brooklyn, 11/29/14
Total Rebounds:	11, vs. St. Francis Brooklyn, 11/29/14
Assists:	1, 5x, last vs. La Salle, 2/4/15
Blocks:	4, 2x, last at Rhode Island, 2/11/15
Steals:	3, vs. Massachusetts, 1/10/15
Minutes:	35, vs. Massachusetts, 1/10/15

2014-15 Game-by-Game

Opponent	Min	FG-A	3PT-A	FT-A	OR	DR	TR	F	A	TO	B	S	Pts
Rutgers	10	0-3	0-0	0-2	1	1	2	0	0	1	1	0	0
Temple	1	0-0	0-0	0-0	0	1	1	0	0	0	0	0	0
Liberty	15	1-2	0-0	1-2	0	6	6	4	0	2	1	2	3
Drexel	14	1-2	0-0	1-4	2	0	2	1	1	1	0	0	3
St. Francis	17	3-8	0-0	1-2	4	7	11	4	0	1	4	0	7
Seton Hall	13	0-0	0-0	0-0	0	2	2	1	0	1	1	1	0
Lehigh	11	1-3	0-0	0-0	1	2	3	0	0	1	1	0	2
Villanova	12	3-5	0-0	0-2	3	0	3	2	1	2	0	0	6
Penn	13	0-2	0-0	0-0	0	0	0	2	0	0	0	2	0
Notre Dame	27	0-2	0-0	0-2	3	4	7	3	0	1	1	0	0
Quinnipiac	17	2-5	0-0	1-6	4	5	9	3	0	0	1	0	5
CSUN	18	3-4	0-0	0-1	3	2	5	1	0	1	0	0	6
VCU	20	3-6	0-0	1-2	2	4	6	1	0	0	0	1	7
GW *	32	2-4	0-0	1-2	1	4	5	0	0	1	1	0	5
Massachusetts *	35	3-9	0-0	0-0	2	3	5	4	0	0	2	3	6
Fordham	16	1-4	0-0	0-0	1	0	1	1	1	0	0	0	2
Duquesne	28	2-5	0-0	2-4	1	3	4	3	1	3	2	0	6
St. Bonaventure	17	2-4	0-0	1-2	4	6	10	4	0	1	1	0	5
Saint Louis	12	0-1	0-0	0-2	1	2	3	4	0	1	3	1	0
Davidson	17	2-5	0-0	0-2	6	2	8	3	0	2	1	1	4
La Salle	11	0-1	0-0	0-0	1	2	3	0	1	1	2	0	0
Fordham	7	1-1	0-0	0-1	2	1	3	3	0	1	0	0	2
Rhode Island	18	1-3	0-1	0-2	2	3	5	0	0	0	4	0	2
Dayton	17	1-4	0-0	1-2	1	3	4	3	0	0	2	0	3

* - Denotes game started



Jordan Strode #23

Redshirt Sophomore • Guard • 5-8
Charlotte, N.C.
Hickory Ridge

Overall Stats: 2.5 ppg, 1.8 rpg, 0.6 apg

2014-15:

- Had a then career-high seven points and three rebounds versus VCU
- Tallied nine points and had five rebounds in start against St. Bonaventure
- Scored five points and had two rebounds and a blocked shot at Rutgers
- Scored five points and had two assists, a block and a rebound at Drexel
- Added two points at Liberty
- Finished with two points against St. Francis Brooklyn
- Grabbed two rebounds and had an assist and a point in win over Temple
- Scored a point and added an assist and rebound against Villanova
- Grabbed a career-best five rebounds and added two points versus Massachusetts
- Scored four points and had two blocked shots at George Washington

	Season Highs	Career Highs
Points:	9, vs. St. Bonaventure, 1/24/15	Same
Field Goals:	3, 2x, last vs. SBU, 1/24/15	Same
Field Goals Att:	7, vs. St. Bonaventure, 1/24/15	Same
3-Pt Field Goals:	2, vs. St. Bonaventure, 1/24/15	Same
3-Pt Field Goals Att:	3, vs. St. Bonaventure, 1/24/15	Same
Free Throws:	3, at Rutgers, 11/14/14	3, 2x
Free Throws Att:	4, at Rutgers, 11/14/14	4, 2x
Offensive Rebounds:	4, vs. Massachusetts, 1/10/15	Same
Defensive Rebounds:	5, vs. St. Bonaventure, 1/24/15	Same
Total Rebounds:	5, 2x, last vs. SBU, 1/24/15	Same
Assists:	2, at Drexel, 11/25/14	Same
Blocks:	2, at George Washington, 1/7/15	Same
Steals:	1, 4x, last at Davidson, 1/31/15	Same
Minutes:	27, vs. St. Bonaventure, 1/24/15	Same

2014-15 Game-by-Game

Opponent	Min	FG-A	3PT-A	FT-A	OR	DR	TR	F	A	TO	B	S	Pts
Rutgers *	16	1-5	0-0	3-4	1	1	2	2	0	0	1	0	5
Temple	12	0-2	0-1	1-2	0	2	2	1	1	2	0	0	1
Liberty	5	1-4	0-0	0-0	0	0	0	2	0	0	0	1	2
Drexel	20	1-2	1-1	2-2	0	1	1	2	2	2	1	0	5
St. Francis	8	1-1	0-0	0-0	0	0	0	2	0	1	0	0	2
Seton Hall							DNP						
Lehigh	1	0-0	0-0	0-0	0	0	0	0	0	1	0	0	0
Villanova	16	0-2	0-0	1-2	1	0	1	2	1	0	0	0	1
Penn	5	0-1	0-0	0-0	0	0	0	0	0	2	0	0	0
Notre Dame							DNP - Injury						
Quinnipiac							DNP - Injury						
CSUN							DNP - Injury						
VCU	18	3-6	0-0	1-2	1	2	3	1	0	0	0	0	7
GW	20	2-6	0-1	0-0	0	1	1	3	1	0	2	1	4
Massachusetts *	12	1-5	0-1	0-0	4	1	5	4	0	1	1	1	2
Fordham	17	0-2	0-0	0-0	1	2	3	1	2	1	1	0	0
Duquesne	12	0-0	0-0	0-0	0	1	1	4	0	1	0	0	0
St. Bonaventure *	27	3-7	2-3	1-2	0	5	5	2	0	0	0	0	9
Saint Louis							DNP						
Davidson	13	1-4	0-0	0-0	2	1	3	1	1	0	0	1	2
La Salle							DNP						
Fordham							DNP						
Rhode Island							DNP						
Dayton	7	0-2	0-0	0-0	0	1	1	1	1	0	0	0	0

* - Denotes game started



Sarah Veilleux #30

Freshman • Guard/Forward • 6-0
Hebron, Conn.
RHAM

Overall Stats: 2.8 ppg, 1.3 rpg, 0.0 apg

2014-15:

- Scored a season-high six point in win over Temple
- Added five points and four rebounds at Drexel
- Made collegiate debut at Rutgers
- Added a rebound at Liberty

Season Highs

Points:	6, vs. Temple, 11/18/14
Field Goals:	2, vs. Temple, 11/18/14
Field Goals Att:	5, at Drexel, 11/25/14
3-Pt Field Goals:	2, vs. Temple, 11/18/14
3-Pt Field Goals Att:	4, at Drexel, 11/25/14
Free Throws:	2, at Drexel, 11/25/14
Free Throws Att:	2, at Drexel, 11/25/14
Offensive Rebounds:	1, at Drexel, 11/25/14
Defensive Rebounds:	3, at Drexel, 11/25/14
Total Rebounds:	4, at Drexel, 11/25/14
Assists:	Yet To Come
Blocks:	Yet To Come
Steals:	Yet To Come
Minutes:	13, vs. Temple, 11/18/14

2014-15 Game-by-Game

Opponent	Min	FG-A	3PT-A	FT-A	OR	DR	TR	F	A	TO	B	S	Pts
Rutgers	3	0-0	0-0	0-0	0	0	0	0	0	0	0	0	0
Temple	13	2-2	2-2	0-0	0	0	0	0	0	0	0	0	6
Liberty	12	0-3	0-2	0-0	0	1	1	1	0	0	0	0	0
Drexel	6	1-5	1-4	2-2	1	3	4	0	0	0	0	0	5
St. Francis							DNP - Injury						
Seton Hall							DNP - Injury						
Lehigh							DNP - Injury						
Villanova							DNP - Injury						
Penn							DNP - Injury						
Notre Dam							DNP - Injury						
Quinnipiac							DNP - Injury						
CSUN							DNP - Injury						
VCU							DNP - Injury						
GW							DNP - Injury						
Massachusetts							DNP - Injury						
Fordham							DNP - Injury						
Duquesne							DNP - Injury						
St. Bonaventure							DNP - Injury						
Saint Louis							DNP - Injury						
Davidson							DNP - Injury						
La Salle							DNP - Injury						
Fordham							DNP - Injury						
Rhode Island							DNP - Injury						
Dayton							DNP - Injury						



Chelsea Woods #32

Freshman • Guard/Forward • 6-0
Philadelphia, Pa.
Freire Charter

Overall Stats: 3.4 ppg, 4.7 rpg, 0.2 apg

2014-15:

- Scored a season-high 12 points and added four rebounds and a steal versus Lehigh
- Had a 11 rebounds to go with four points versus VCU
- Tallied 10 points and had eight rebounds against Quinnipiac
- Finished with four points and nine rebounds in win over CSUN
- Had four points, five rebounds and an assist in first career start against Notre Dame
- Grabbed eight rebounds and had four steals and four points at Penn
- Added four points and a rebound at Seton Hall
- Tallied two points and had five rebounds against St. Francis Brooklyn
- Grabbed a rebound in collegiate debut at Rutgers
- Tallied eight boards and three points at George Washington
- Added a season-best 14 rebounds and shad seven points, one assist, one steal and one blocked shot versus Massachusetts
- Finished with seven points and nine rebounds versus Fordham
- Added three steals, two points, two blocked shots and two rebounds at Rhode Island

Season Highs

Points: 12, vs. Lehigh, 12/4/14
Field Goals: 5, vs. Quinnipiac, 12/28/14
Field Goals Att: 11, vs. Lehigh, 12/4/14
3-Pt Field Goals: Yet To Come
3-Pt Field Goals Att: 1, at Rutgers, 11/14/14
Free Throws: 4, vs. Lehigh, 12/4/14
Free Throws Att: 6, vs. Massachusetts, 1/10/15
Offensive Rebounds: 9, vs. Massachusetts, 1/10/15
Defensive Rebounds: 8, vs. VCU, 1/3/15
Total Rebounds: 14, vs. Massachusetts, 1/10/15
Assists: 1, 4x, last at Rhode Island, 2/11/15
Blocks: 2, at Rhode Island, 2/11/15
Steals: 4, at Penn, 12/9/14
Minutes: 30, vs. Massachusetts, 1/10/15

2014-15 Game-by-Game

Opponent	Min	FG-A	3PT-A	FT-A	OR	DR	TR	F	A	TO	B	S	Pts
Rutgers	3	0-2	0-1	0-0	0	1	1	2	0	0	0	0	0
Temple							DNP						
Liberty	1	0-0	0-0	0-0	0	0	0	0	0	0	0	0	0
Drexel	4	0-0	0-0	0-0	0	0	0	2	0	0	0	0	0
St. Francis	14	1-2	0-0	0-0	1	4	5	1	0	1	0	0	2
Seton Hall	11	2-4	0-0	0-0	1	0	1	2	0	1	0	0	4
Lehigh	21	4-11	0-0	4-4	3	1	4	0	0	1	0	1	12
Villanova	4	1-1	0-0	0-0	0	0	0	1	0	0	0	1	2
Penn	26	2-8	0-0	0-0	4	4	8	2	0	1	0	4	4
Notre Dame *	15	2-3	0-0	0-0	2	3	5	1	1	2	0	0	4
Quinnipiac *	27	5-8	0-0	0-0	6	2	8	4	0	2	0	0	10
CSUN *	28	1-5	0-0	2-4	3	6	9	3	0	1	0	0	4
VCU *	24	2-4	0-0	0-4	3	8	11	3	0	1	0	0	4
GW *	22	1-3	0-0	1-2	3	5	8	3	0	2	0	1	3
Massachusetts	30	2-4	0-0	3-6	9	5	14	5	1	1	1	1	7
Fordham	7	0-1	0-0	0-0	0	2	2	1	1	0	1	0	0
Duquesne	7	0-0	0-0	0-0	0	0	0	2	0	1	0	0	0
St. Bonaventure	10	1-2	0-0	0-1	0	1	1	1	0	0	0	0	2
Saint Louis	21	1-2	0-0	2-2	2	5	7	1	0	2	1	1	4
Davidson	10	0-1	0-0	1-2	1	2	3	1	1	0	0	0	2
La Salle	12	1-3	0-0	2-2	1	3	4	2	0	0	0	0	4
Fordham	29	2-5	0-0	3-4	4	5	9	1	0	0	0	1	7
Rhode Island	29	1-5	0-0	0-0	0	2	2	2	1	0	2	3	2
Dayton	19	1-4	0-0	0-0	4	2	6	3	0	0	0	0	2

* - Denotes game started



2014-15 SAINT JOSEPH'S BASKETBALL NOTES - PAGE 15

Game 1 • November 14, 2014 • Rutgers Athletic Center #24/RV Rutgers - 76, Saint Joseph's - 52

Shooting just 31 percent from the field, Saint Joseph's dropped its season opening game at #24 Rutgers, 76-52.

Down just 30-24 at the half, Saint Joseph's came out aggressive in the second half as a jumper by **Sarah Fairbanks** and a free throw by Andrews made it a three-point game just over a minute in.

Unfortunately for the Hawks, Rutgers answered back with a 12-2 run to open a 42-29 edge on a layup with 14:34 to go.

Saint Joseph's would cut the deficit back to 10, 42-32, on a free throw by **Natasha Cloud**, but it would get no closer as the Scarlet Knights outscored them 34-20 from there and 46-28 for the half.

In the first half, both teams battled for momentum in the opening minutes as it featured four lead changes and four tied scores. With the game knotted at 16-16, the Scarlet Knights opened an eight point lead over a four minute span.

Saint Joseph's	Min.	FG-A	3PT	FT-A	OR	DR	TR	F	A	TO	B	S	Pts.
Pongonis, f	12	0-2	0-1	0-0	2	0	2	2	0	1	0	0	0
Fairbanks, f	37	7-13	0-0	2-2	3	3	6	5	0	4	1	0	16
Cloud, g	37	1-6	0-3	1-2	1	5	6	3	10	5	0	1	0
Fitzpatrick, g	28	3-8	3-7	0-0	1	2	3	2	1	5	0	0	9
Strode, g	16	1-5	0-0	3-4	1	1	2	2	0	0	1	0	5
Rule	1	0-0	0-0	0-0	1	0	1	0	0	1	0	0	0
Andrews	33	6-14	1-2	6-11	2	4	6	2	1	2	0	0	19
Robinson	20	0-5	0-0	0-1	4	1	5	2	0	2	0	0	0
Veilleux	3	0-0	0-0	0-0	0	0	0	0	0	0	0	0	0
Woods	3	0-2	0-1	0-0	0	1	1	2	0	0	0	0	0
Franklyn	10	0-3	0-0	0-2	1	1	2	0	0	1	1	0	0
Team					3	2	5						
Totals	200	18-58	4-14	12-22	19	20	39	20	12	21	3	1	52

Rutgers	Min.	FG-A	3PT	FT-A	OR	DR	TR	F	A	TO	B	S	Pts.
Copper, f	29	6-15	0-0	2-2	0	2	2	2	1	2	0	2	14
Laney, f	36	5-13	0-1	0-2	4	9	13	3	1	2	0	3	10
Hollivay, c	20	3-5	0-0	1-4	3	3	6	2	0	0	5	0	7
Scaife, g	32	9-13	0-0	5-6	1	1	2	1	3	2	1	1	23
Canty, g	33	6-10	0-1	4-4	0	5	5	2	8	3	2	1	16
Parsons	3	0-0	0-0	0-0	0	0	0	0	1	0	0	0	0
Parker	3	0-0	0-0	2-2	0	1	1	1	0	0	0	0	2
Hernandez	5	0-2	0-2	0-0	0	0	0	1	0	0	0	0	0
Davis	19	1-4	1-2	0-0	2	0	2	3	1	0	0	1	3
Evans	8	0-0	0-0	0-0	0	0	0	1	0	1	0	0	0
Alfano	1	0-0	0-0	0-0	0	0	0	0	0	0	0	1	0
Butts	11	0-2	0-0	1-2	3	4	7	2	0	1	1	1	1
Team					2	1	3						
Totals	200	30-64	1-6	15-22	15	26	41	18	15	11	9	10	76

Halftime: Rutgers, 30-24
Attendance: 1805
FG %: Saint Joseph's: 31.0%
3-PT FG %: Saint Joseph's: 28.6%
FT %: Saint Joseph's: 54.5%

Deadball Rebounds: Saint Joseph's 7-4
Officials: Mattingly, Enterline, Gregory
 Rutgers: 46.9%
 Rutgers: 16.7%
 Rutgers: 68.2%

Game 2 • November 18, 2014 • Hagan Arena Saint Joseph's - 78, Temple - 74 (OT)

In typical Big 5 fashion, Saint Joseph's and Temple battled to the final moments with the Hawks holding on for a 78-74 win in overtime.

After both teams exchanged a pair of baskets to start overtime, Saint Joseph's opened a 71-68 lead as **Sarah Fairbanks** converted a three-point play off a pass from **Natasha Cloud**.

Temple would push back, making it a 75-74 contest on a driving layup with 20 seconds to go.

Kathleen Fitzpatrick was fouled on the inbound pass and calmly sank both free throws to extend SJU's lead back to three, 77-74.

The Owls would go for the tie in the next possession, but the attempt was off the mark and **Jordan Strode** got the rebound and sealed the game with a free throw in the final moments.

Temple	Min.	FG-A	3PT	FT-A	OR	DR	TR	F	A	TO	B	S	Pts.
Martin, c	45	4-6	0-0	2-2	2	12	14	3	0	2	2	0	10
Covile, g	21	1-7	0-2	2-2	0	2	2	5	1	1	0	1	4
Fitzgerald, g	37	7-23	1-4	3-4	2	2	4	4	4	0	0	3	18
Atkinson, g	39	7-13	2-4	1-2	6	5	11	5	0	3	1	0	17
Williams, g	39	1-5	0-1	1-2	0	1	1	1	2	4	0	2	3
Butts	34	8-21	2-8	4-5	2	3	5	4	5	2	0	0	22
Traore	7	0-0	0-0	0-2	1	2	3	2	0	3	0	0	0
Berger	3	0-0	0-0	0-0	0	0	0	0	0	0	0	0	0
Team					4	3	7						
Totals	225	28-75	5-19	13-19	17	30	47	24	12	15	3	6	74

Saint Joseph's	Min.	FG-A	3PT	FT-A	OR	DR	TR	F	A	TO	B	S	Pts.
Robinson, f	36	2-6	0-0	7-10	0	4	4	4	0	1	2	0	11
Fairbanks, f	41	7-19	0-0	9-9	5	8	13	2	2	3	1	0	23
Andrews, g	42	7-16	0-1	0-1	0	2	2	5	4	4	0	0	14
Cloud, g	27	2-4	1-2	4-4	0	7	7	4	3	2	1	1	9
Fitzpatrick, g	41	4-10	2-7	4-4	0	6	6	1	3	1	2	0	14
Pongonis	12	0-2	0-0	0-0	2	0	2	1	0	1	0	0	0
Strode	12	0-2	0-1	1-2	0	2	2	1	1	2	0	0	1
Veilleux	13	2-2	2-2	0-0	0	0	0	0	0	0	0	0	6
Franklyn	1	0-0	0-0	0-0	0	1	1	0	0	0	0	0	0
Team					3	1	4						
Totals	225	24-61	5-13	25-30	10	31	41	18	13	14	6	1	78

Halftime: Saint Joseph's, 34-33
Attendance: 1805
FG %: Saint Joseph's: 39.3%
3-PT FG %: Saint Joseph's: 38.5%
FT %: Saint Joseph's: 83.3%

Deadball Rebounds: Temple, 4-3
Officials: Suffren, Farlow, Thompson
 Temple: 37.3%
 Temple: 26.3%
 Temple: 68.4%



2014-15 SAINT JOSEPH'S BASKETBALL NOTES - PAGE 16

Game 3 • November 29, 2014 • Vines Center Liberty - 76, Saint Joseph's - 75 OT

For the second straight game, Saint Joseph's went into overtime. Unfortunately the result wasn't the same as it was versus Temple as the Hawks fell, 76-75, at Liberty.

With the game tied a 75-75, Liberty's Karly Buer hit the second of two free throws to put her team ahead, 76-75. Off the inbound, **Ciara Andrews** got a clean look at midcourt, only to have her shot hit the rim and bounce off as the buzzer sounded.

Sparked by **Natasha Cloud's** career-high 29 points, the Hawks fought back from a six point halftime deficit to go ahead 62-5-9 on her three-pointer with 5:19 to play.

The Flames (2-1) fought back to regain the lead, 65-63 with under a minute to go, but Andrews' layup at 1:22 tied the game.

After misses at both ends, Saint Joseph's got a late turnover, and after a timeout, Cloud's jumper in the lane was off the mark as regulation expired.

In the overtime frame, Liberty had the ball up 73-71 when **Adashia Franklyn** came up with a big defensive stand, blocking a shot and grabbing the rebound, leading to a Cloud layup that tied the game at 73-73 with 52 seconds to play.

Following a pair layup by Liberty, Cloud again made a big play, hitting a jumper in the lane with 18 seconds to go to tie the game.

Saint Joseph's would get a break as Buer missed the front end of two free throws with 2.9 seconds to go, but it wasn't enough as Liberty got the next free throw for the win.

Saint Joseph's	Min.	FG-A	3PT	FT-A	OR	DR	TR	F	A	TO	B	S	Pts.
Robinson, f	23	1-2	0-0	3-4	3	2	5	5	3	1	0	3	5
Fairbanks, f	35	4-9	0-0	2-2	0	1	1	4	1	3	1	1	10
Andrews, g	41	10-20	1-2	2-2	0	3	3	3	4	1	0	2	23
Cloud, g	42	10-16	3-4	6-8	1	4	5	1	3	2	1	2	29
Fitzpatrick, g	34	0-5	0-5	1-2	0	4	4	4	0	1	0	4	1
Pongonis	17	1-3	0-0	0-0	1	1	2	3	0	0	0	0	2
Strode	5	1-4	0-0	0-0	0	0	0	2	0	0	0	1	2
Veilleux	12	0-3	0-2	0-0	0	1	1	1	0	0	0	0	0
Woods	1	0-0	0-0	0-0	0	0	0	0	0	0	0	0	0
Franklyn	15	1-2	0-0	1-2	0	6	6	4	0	2	1	2	3
Team					2	3	5						
Totals	225	28-64	4-13	15-20	7	25	32	27	11	10	3	15	75

Liberty	Min.	FG-A	3PT	FT-A	OR	DR	TR	F	A	TO	B	S	Pts.
Brown, f	14	1-2	1-1	2-2	0	1	1	3	1	3	0	1	5
Rininger, f	33	2-8	0-0	2-2	3	7	10	0	0	2	0	1	6
Adams, c	14	1-3	0-0	1-2	2	1	3	2	1	0	2	0	3
Ellis, g	37	5-13	2-6	2-2	1	4	5	3	4	8	0	0	14
Frazier, g	31	1-8	1-4	1-2	1	2	3	3	6	3	0	1	4
Leatherwood	6	0-0	0-0	0-0	1	0	1	2	0	0	0	0	0
Rollins	4	0-1	0-0	0-0	1	0	1	0	0	1	0	0	0
Fisher-Davis	14	1-7	1-5	0-0	1	2	3	0	0	0	0	0	3
Buer	30	5-13	1-3	4-5	0	3	3	2	2	0	0	0	15
Gardner	23	4-5	0-0	5-8	2	3	5	4	1	0	0	1	13
Kearney	19	5-6	0-0	3-4	2	3	5	3	0	3	0	1	13
Team					6	6	12						
Totals	225	25-66	6-19	20-27	20	32	52	22	15	20	2	5	76

Halftime: Liberty, 37-31

Attendance: 438

FG %: Saint Joseph's: 43.8%

3-PT FG %: Saint Joseph's: 30.8%

FT %: Saint Joseph's: 75.0%

Deadball Rebounds: Liberty 3-2

Officials: Preato, Outlaw, Michel

Liberty: 37.9%

Liberty: 31.6%

Liberty: 74.1%

Game 4 • November 25, 2014 • Daskalakis Center Drexel - 76, Saint Joseph's - 63

Backed by a 71.4 percent shooting first half, Drexel downed Saint Joseph's, 76-63.

After a back-and-forth opening 10 minutes, the Dragons pulled away from the Hawks thanks to their hot shooting. Up 21-19, Drexel connected on 10 of its next 12 shots to open a 45-27 advantage on a jumper by Rachel Pearson at 1:22.

Kathleen Fitzpatrick connected on one of her six three pointer to bring the Hawks within 45-30, but Drexel scored four of the next six points to take a 49-32 lead into halftime.

From the field, Drexel hit 20-of-28 from the floor in the first half, including 5-of-9 from three-point range in the stanza, while Saint Joseph's, which hit 11-of-22 from the floor in the half, failed to take care of the ball though as the Dragins scored 16 points off 10 SJU turnovers.

The Hawks (1-3) came out as the aggressor to start the second half, getting a jumper from **Ciara Andrews** and a three-point play by **Ashley Robinson** as they cut the defifict to 12, 49-37, less than two minutes in.

Unfortunately that would be as close as Saint Joseph's would get as it.

Saint Joseph's	Min.	FG-A	3PT	FT-A	OR	DR	TR	F	A	TO	B	S	Pts.
Robinson, f	30	6-12	0-0	4-5	3	1	4	3	0	3	1	0	16
Fairbanks, f	28	2-5	0-0	0-0	1	3	4	1	1	2	0	0	4
Andrews, g	16	3-7	0-0	0-0	1	1	2	1	0	1	0	0	6
Cloud, g	32	2-7	0-1	2-2	1	7	8	3	8	6	1	0	6
Fitzpatrick, g	31	6-11	6-10	0-0	0	5	5	3	1	2	0	1	18
Rule	15	0-3	0-2	0-0	0	1	1	1	1	0	0	0	0
Pongonis	4	0-1	0-0	0-0	0	0	0	0	0	0	0	0	0
Strode	20	1-2	1-1	2-2	0	1	1	2	2	2	1	0	5
Veilleux	6	1-5	1-4	2-2	1	3	4	0	0	0	0	0	5
Woods	4	0-0	0-0	0-0	0	0	0	2	0	0	0	0	0
Franklyn	14	1-2	0-0	1-4	2	0	2	1	1	1	0	0	3
Team					1	2	3						
Totals	200	22-55	8-18	11-15	10	24	34	17	14	17	3	1	63

Drexel	Min.	FG-A	3PT	FT-A	OR	DR	TR	F	A	TO	B	S	Pts.
Creighton, g	36	3-8	3-5	1-3	3	7	10	2	7	1	0	2	10
Pearson, g	36	2-9	1-5	3-4	1	5	6	2	6	0	0	0	8
Curran, f	39	11-15	1-2	2-3	0	4	4	3	1	0	0	2	25
Thompson, f	10	1-3	0-0	2-2	0	1	1	3	1	0	0	0	4
Schluth, f	21	4-6	0-0	1-1	1	2	3	3	0	1	1	0	9
Alexander	13	1-3	0-0	1-2	0	1	1	0	1	1	1	0	3
Smith	20	4-7	2-3	3-4	0	2	2	1	2	3	0	1	13
Lidge	26	2-6	0-2	0-0	2	1	3	3	2	0	0	0	4
Team					1	1	2						
Totals	200	28-57	7-17	13-19	8	24	32	17	20	6	2	5	76

Halftime: Drexel, 49-32

Attendance: 607

FG %: Saint Joseph's: 40.0%

3-PT FG %: Saint Joseph's: 44.4%

FT %: Saint Joseph's: 73.3%

Deadball Rebounds: Tied, 3-3

Officials: Lewis, Humphrey, DePaul

Drexel: 49.1%

Drexel: 41.2%

Drexel: 68.4%



2014-15 SAINT JOSEPH'S BASKETBALL NOTES - PAGE 17

Game 6 • November 29, 2014 • Walsh Gymnasium Saint Joseph's - 64, St. Francis Brooklyn - 42

Outscoring St. Francis Brooklyn 31-14 in the second half, Saint Joseph's downed the Terriers, 64-42, in the semifinals of the Seton Hall Thanksgiving Tournament.

With the victory, Saint Joseph's head coach **Cindy Griffin** tied the all-time record for wins at Hawk Hill, 248, that was set by Women's Basketball Hall of Famer Jim Foster (1978-91).

Up by just five at the half, the Hawks came out of halftime with strong performances at both ends. Scoring in three of its first four possessions, Saint Joseph's quickly pushed its lead to 11, 39-28, on layup by **Sarah Fairbanks** at 17:59.

The Hawks had their lead trimmed to nine twice from there, but that was as close as the Terriers would get as the SJU's defense held them to just 5-of-25 from the floor for the stanza.

After a slow start to the game, Saint Joseph's pulled ahead by eight over St. Francis Brooklyn as a three-pointer by **Natasha Cloud** gave her team a 29-21 lead with 4:13 to go in the half.

The Terriers bounced back with a 7-0 run to cut SJU's lead to one, but a layup by Fairbanks and a jumper by Cloud gave the Hawks a 33-28 lead going into halftime.

Saint Joseph's	Min.	FG-A	3PT	FT-A	OR	DR	TR	F	A	TO	B	S	Pts.
Robinson, f	29	4-8	0-0	0-0	7	1	8	3	2	2	1	0	8
Fairbanks, f	27	5-10	0-0	0-0	1	3	4	2	1	2	4	1	10
Andrews, g	25	3-10	0-1	5-6	0	5	5	2	3	3	0	0	11
Cloud, g	33	7-9	2-3	0-0	1	7	8	0	7	3	0	1	16
Fitzpatrick, g	31	3-8	2-5	0-0	0	0	0	1	3	1	0	1	8
Rule	9	0-1	0-0	0-0	0	0	0	1	1	0	0	0	0
Pongonis	7	0-2	0-0	0-0	0	0	0	0	1	0	0	0	0
Strode	8	1-1	0-0	0-0	0	0	0	2	0	1	0	0	2
Woods	14	1-2	0-0	0-0	1	4	5	1	0	1	0	0	2
Franklyn Team	17	3-8	0-0	1-2	4	7	11	4	0	1	4	0	7
					2	3	5			1			
Totals	200	27-59	4-9	6-8	16	30	46	16	18	15	9	3	64

St. Francis	Min.	FG-A	3PT	FT-A	OR	DR	TR	F	A	TO	B	S	Pts.
Benedetti, f	22	2-6	1-5	0-0	1	1	2	1	0	3	1	0	5
Veney, f	29	2-12	0-1	2-2	1	5	6	3	1	3	0	1	6
Fechko, g	34	3-10	0-5	0-0	2	4	6	2	0	2	0	1	6
Fox, g	31	2-5	1-2	0-0	0	1	1	2	5	1	0	2	5
Simpson, g	28	4-6	1-2	3-4	0	2	2	0	1	0	0	2	12
Arthur	7	0-3	0-1	2-2	0	2	2	0	0	0	0	0	2
Delaney	18	1-5	1-4	0-0	0	0	0	0	0	1	0	0	3
Pund	11	0-2	0-1	0-0	0	0	0	1	1	0	0	0	0
Iozzia	9	0-1	0-1	0-0	0	0	0	0	0	0	0	0	0
Derda	11	1-2	0-0	1-2	0	0	0	1	1	1	0	0	3
Team					4	2	6						
Totals	200	15-52	4-22	8-10	8	17	25	10	9	11	1	6	42

Halftime: Saint Joseph's, 33-28
Attendance: 607
FG %: Saint Joseph's: 40.0%
3-PT FG %: Saint Joseph's: 44.4%
FT %: Saint Joseph's: 73.3%

Deadball Rebounds: Tied, 1-1
Officials: Titus, Browne, Goode
 St. Francis Brooklyn: 49.1%
 St. Francis Brooklyn: 41.2%
 St. Francis Brooklyn: 68.4%

Game 6 • November 30, 2014 • Walsh Gymnasium Seton Hall - 77, Saint Joseph's - 60

Saint Joseph's got a team-high 22 points from **Ciara Andrews**, but it wasn't enough as the Hawks fell to Seton Hall, 77-60, in the title game of the Seton Hall Thanksgiving Tournament.

With the game tied at 10 early, the Hawks built up a 10-point lead thanks to a 14-4 run. Andrews gave the Hawks their biggest lead of the game on a three-pointer at 12:14.

The host Pirates answered back though. After trading baskets, Seton Hall went on a 17-4 run over a five minute span that saw a three-point play by Ka-Deirdre Simmons give her team a 33-30 a edge with 6:11 to go in the half.

Saint Joseph's would retake the lead, 35-33, on another Andrews three-pointer, but the Pirates used a 16-4 run to span both halves to take a 49-39 lead on a Janee Johnson layup at 18:53.

Down 62-52, the Hawks clawed back to make it a five point game, 62-57, on a pair of Andrews free throws with 8:09 to go.

Unfortunately that was as close as SJU would get as the Pirates used a 9-0 run to pull away.

Saint Joseph's	Min.	FG-A	3PT	FT-A	OR	DR	TR	F	A	TO	B	S	Pts.
Robinson, f	22	1-2	0-0	5-8	4	5	9	1	1	0	0	0	7
Fairbanks, f	34	4-9	0-0	0-0	2	4	6	1	0	1	0	1	8
Andrews, g	40	8-24	2-5	4-4	2	3	5	4	3	4	0	1	22
Cloud, g	32	3-4	0-1	2-2	1	4	5	4	3	8	0	0	8
Fitzpatrick, g	32	2-8	1-4	2-2	1	1	2	5	1	4	0	0	7
Rule	4	0-0	0-0	0-0	0	0	0	2	0	0	0	0	0
Pongonis	12	2-3	0-0	0-0	0	0	0	1	1	2	0	0	4
Woods	11	2-4	0-0	0-0	1	0	1	2	0	1	0	0	4
Franklyn Team	13	0-0	0-0	0-0	0	2	2	1	0	1	1	1	0
					3	1	4						
Totals	200	22-54	3-10	13-16	14	20	34	19	9	21	1	3	60

Seton Hall	Min.	FG-A	3PT	FT-A	OR	DR	TR	F	A	TO	B	S	Pts.
Ali, f	23	2-7	0-1	0-0	3	3	6	2	0	0	1	0	4
Johnson, f	30	5-10	1-4	0-0	3	7	10	4	0	2	0	3	11
Simmons, D., g	34	8-24	1-7	8-9	5	3	8	4	4	6	0	6	25
Richardson-Smith	39	4-13	3-9	5-5	3	3	6	2	1	3	0	5	16
Simmons, K., g	32	7-9	0-1	3-3	3	1	4	4	4	2	0	1	17
Ekedigwe	8	0-2	0-0	0-1	4	1	5	2	0	1	0	0	0
Mosley	4	0-3	0-3	0-0	0	0	0	2	0	1	0	0	0
Egan	10	2-3	0-0	0-0	2	0	2	1	0	0	0	0	4
Inman	8	0-1	0-1	0-1	0	1	1	1	1	0	0	0	0
Lundbrg	3	0-1	0-1	0-0	1	0	1	0	0	0	0	0	0
Gordon	9	0-0	0-0	0-0	1	0	1	2	0	0	0	0	0
Team					1	0	1			1			
Totals	200	28-73	5-27	16-19	26	19	45	24	10	15	1	15	77

Halftime: Seton Hall, 42-37

Attendance: 607

Technical Foul: Janee Johnson, Seton Hall

FG %: Saint Joseph's: 40.0%

3-PT FG %: Saint Joseph's: 44.4%

FT %: Saint Joseph's: 73.3%

Deadball Rebounds: Saint Joseph's, 3-1

Officials: Lewis, Vera, Preato

Seton Hall: 49.1%

Seton Hall: 41.2%

Seton Hall: 68.4%



2014-15 SAINT JOSEPH'S BASKETBALL NOTES - PAGE 18

Game 7 • December 4, 2014 • Hagan Arena Lehigh - 73, Saint Joseph's - 71

Saint Joseph's dropped a heart breaker as a basket by Lehigh with 4.4 seconds to go lifted the visiting Mountain Hawks to a 73-71 win.

Trailing by 13 with seven minutes to play, the Hawks mounted a furious comeback to tie the game late. Sparked by a combined 12 points from **Chelsea Woods** and **Ashley Robinson**, Saint Joseph's went on a 17-4 run that saw it erase a 67-54 hole and tie it at 71-71 on a driving layup by Natasha Cloud with 13.6 seconds remaining.

Off a timeout, Quinci Mann got through traffic to sneak in a layup with 4.4 seconds to go to give Lehigh the 73-71.

Following a Saint Joseph's timeout, **Ciara Andrews** drove the length of the court and floated a shot off from the left wing that failed to connect as the buzzer sounded.

Lehigh	Min.	FG-A	3PT	FT-A	OR	DR	TR	F	A	TO	B	S	Pts.
Sharlow, f	23	3-3	1-1	0-0	0	1	1	2	1	1	0	0	7
Kinek, f	25	5-8	1-1	0-0	2	4	6	4	3	3	1	2	11
Mann, g	30	5-7	0-0	4-4	0	5	5	2	2	2	0	0	14
O'Reilly, g	33	6-13	0-2	1-3	1	0	1	2	0	2	0	0	13
Affini, g	14	2-5	0-2	0-0	0	0	0	2	2	0	0	0	4
Jordan	5	2-3	2-3	0-0	0	1	1	0	2	0	0	0	6
McCloskey	14	1-2	0-0	0-0	0	2	2	1	1	1	0	0	2
Martins	29	3-7	2-3	0-0	0	7	7	4	1	6	0	0	8
Williams	22	4-7	0-1	0-0	1	1	2	1	3	2	0	0	8
Burton	5	0-0	0-0	0-0	0	2	2	3	0	2	0	0	0
Team					2	5	7						
Totals	200	31-55	6-13	5-7	6	28	34	21	15	19	1	2	73

Saint Joseph's	Min.	FG-A	3PT	FT-A	OR	DR	TR	F	A	TO	B	S	Pts.
Robinson, f	37	7-10	0-0	6-8	3	3	6	4	2	2	1	0	20
Fairbanks, f	33	4-14	0-0	2-2	5	2	7	2	2	1	0	1	10
Andrews, g	28	4-15	0-1	6-6	1	0	1	2	3	1	0	2	14
Cloud, g	39	3-10	0-3	1-2	1	9	10	3	8	0	0	1	7
Fitzpatrick, g	14	1-4	1-3	0-0	0	0	0	0	1	2	0	0	3
Rule	16	1-2	0-1	1-2	1	2	3	2	1	0	0	1	3
Strode	1	0-0	0-0	0-0	0	0	0	0	0	1	0	0	0
Woods	21	4-11	0-0	4-4	3	1	4	0	0	1	0	1	12
Franklyn	11	1-3	0-0	0-0	1	2	3	0	0	1	1	0	2
Team					1	0	1						
Totals	200	25-69	1-8	20-24	16	19	35	13	17	9	2	6	71

Halftime: Lehigh, 34-33

Attendance: 612

FG %: Saint Joseph's: 36.2%

3-PT FG %: Saint Joseph's: 12.5%

FT %: Saint Joseph's: 83.3%

Deadball Rebounds: Saint Joseph's, 4-1

Officials: DeMayo, Smith, Camarota

Lehigh: 56.4%

Lehigh: 46.2%

Lehigh: 71.4%

Game 8 • December 4, 2014 • Hagan Arena Saint Joseph's - 58, Villanova - 54

Saint Joseph's head coach **Cindy Griffin** became the all-time leader in wins at Hawk Hill as her Hawks topped Villanova, 58-54.

With the victory, Griffin improved to 249-171 in 14 seasons at SJU and surpassed the record for win previously set by Women's Basketball Hall of Famer Jim Foster (248-126).

Up by five with seven minutes to play, Saint Joseph's saw its lead erased in under three minutes as the Wildcats used a 6-0 run to take a 49-48 advantage on a jumper with 4:48 to play.

After trading baskets, each team would go cold on offense as the Wildcats held a 51-50 lead for three minutes, but went 0-3 from the floor as they couldn't pull away.

The Hawks, who went 0-4 with a turnover during the same span, would regain the lead though as **Ashley Robinson** hit a pair of free throws to put her team up 52-51 at 1:00.

Villanova would miss the go-ahead basket in its next possession, and **Ciara Andrews** grabbed the defensive rebound and was fouled. Andrews would make both, pushing SJU's lead to 54-51.

Saint Joseph's defense would again come up big in its next opportunity as it forced a missed shot and Andrews again grabbed the rebound and hit a pair of free throws to push the lead to 56-51.

The Wildcats got a later three pointer to bring them within 56-54 with four seconds to go, but Andrews iced the game from the line with two free throws to help the Hawks improve to 2-0 in the Big 5 this season and claimed their ninth straight City Series win.

Villanova	Min.	FG-A	3PT	FT-A	OR	DR	TR	F	A	TO	B	S	Pts.
Holeman, f	21	3-7	0-0	0-0	1	5	6	2	1	1	0	0	6
Burford, f	34	1-3	1-3	0-0	0	4	4	2	1	1	0	1	3
Teague, f	14	2-3	2-3	0-2	0	2	2	1	0	1	3	0	6
Coyer	40	7-16	1-7	2-2	1	3	4	2	5	3	0	1	17
Burton, g	30	2-5	2-5	1-2	0	0	0	1	2	1	0	0	7
Louin	12	1-2	0-1	0-0	0	1	1	1	0	0	1	0	2
Dillard	17	2-6	0-1	1-2	0	1	1	2	1	0	0	0	5
Wilkes	3	0-1	0-0	0-0	0	1	1	0	0	0	0	0	0
Edwards	29	3-5	2-3	0-0	0	2	2	5	1	2	1	3	8
Team					0	1	1						
Totals	200	21-48	8-23	4-8	2	20	22	16	11	9	5	5	54

Saint Joseph's	Min.	FG-A	3PT	FT-A	OR	DR	TR	F	A	TO	B	S	Pts.
Robinson, f	37	2-7	0-0	5-6	4	5	9	1	1	1	1	0	9
Fairbanks, f	29	6-13	0-0	0-0	3	2	5	2	0	1	0	1	12
Andrews, g	35	4-13	0-0	9-9	0	6	6	2	1	2	0	0	17
Cloud, g	36	5-11	1-2	0-0	0	9	9	0	2	1	0	2	11
Fitzpatrick, g	25	0-0	0-0	0-0	0	1	1	0	1	3	0	0	0
Rule	6	0-0	0-0	0-0	0	1	1	0	0	0	0	0	0
Strode	16	0-2	0-0	1-2	1	0	1	2	1	0	0	0	1
Woods	4	1-1	0-0	0-0	0	0	0	1	0	0	0	1	2
Franklyn	12	3-5	0-0	0-2	3	0	3	2	1	2	0	0	6
Team					2	2	4						
Totals	200	21-52	1-2	15-19	13	26	39	10	7	10	1	4	58

Halftime: Saint Joseph's, 30-27

Attendance: 1,531

FG %: Saint Joseph's: 40.4%

3-PT FG %: Saint Joseph's: 50.0%

FT %: Saint Joseph's: 78.9%

Deadball Rebounds: Villanova, 3-2

Officials: Schmidt, Kelly, Thompson

Villanova: 43.8%

Villanova: 34.8%

Villanova: 50.0%



2014-15 SAINT JOSEPH'S BASKETBALL NOTES - PAGE 19

Game 9 • December 9, 2014 • The Palestra Penn - 65, Saint Joseph's - 51

Saint Joseph's had its nine-game Big 5 win streak snapped as the Hawks fell to Penn, 65-51.

Ahead 22-17 with four minutes to go in the first half, Saint Joseph's saw its lead erased early into the second stanza as the host Quakers used a 17-4 run to take a 34-26 lead on a jumper at 16:03.

The Hawks, who went 1-11 and turned the ball over twice during Penn's run, made it a 34-30 game on a layup by **Natasha Cloud** with 15:11 to go, but that was as close as they'd come. Penn, which went 7-7 from the field to start the stanza, finished 14-22 from the field (63.6 percent) in the second half, while SJU hit just 12-40 (30 percent).

In the first half, Saint Joseph's led the entire time as it opened up a six-point lead as a layup by **Ciara Andrews** put it up 16-10 at 8:10. The Hawks' lead got pushed to one, but responded to open a 22-17 edge before Penn started its run.

Saint Joseph's	Min.	FG-A	3PT	FT-A	OR	DR	TR	F	A	TO	B	S	Pts.
Robinson, f	37	5-10	0-0	2-2	3	4	7	4	0	4	0	0	12
Fairbanks, f	26	3-14	0-0	0-0	4	2	6	1	1	1	2	0	6
Andrews, g	30	5-9	0-0	0-0	0	2	2	2	1	1	1	0	10
Cloud, g	38	3-13	1-2	0-0	0	7	7	2	8	3	0	3	7
Fitzpatrick, g	23	4-13	4-12	0-0	0	1	1	3	3	0	0	0	12
Rule	2	0-0	0-0	0-0	0	0	0	0	0	1	0	1	0
Strode	5	0-1	0-0	0-0	0	0	0	0	0	2	0	0	0
Woods	26	2-8	0-0	0-0	4	4	8	2	0	1	0	4	4
Franklyn	13	0-2	0-0	0-0	0	0	0	2	0	0	0	2	0
Team					2	3	5						
Totals	200	22-70	5-14	2-2	13	23	36	16	13	13	3	10	51

Penn	Min.	FG-A	3PT	FT-A	OR	DR	TR	F	A	TO	B	S	Pts.
Stipanovich, f	27	4-7	0-0	5-7	1	10	11	3	2	3	1	1	13
Bonenberger, f	31	4-8	0-0	0-0	1	5	6	0	1	0	2	0	8
Roche, g	26	3-4	1-2	2-2	0	3	3	2	3	1	0	1	9
Ross, g	22	2-2	0-0	1-2	0	1	1	0	4	5	0	0	5
Busch, g	20	4-8	3-6	0-0	0	4	4	1	0	1	0	0	11
Falconer	0+	0-0	0-0	0-0	0	0	0	0	0	0	0	0	0
Lockett	16	2-6	0-0	3-3	0	2	2	0	1	1	0	0	7
Brzozowski	18	0-2	0-1	2-4	0	0	0	2	0	3	1	1	2
Whitlach	0+	0-0	0-0	0-0	0	0	0	0	0	0	0	0	0
Allen	29	2-5	0-1	4-4	1	5	6	2	3	2	0	0	8
Ray	3	0-0	0-0	0-0	0	0	0	1	0	2	0	0	0
Nwokedi	8	1-3	0-2	0-0	0	2	2	0	1	2	2	0	2
Team					0	3	3						
Totals	200	22-45	4-12	17-22	3	35	38	11	15	20	6	3	65

Halftime: Saint Joseph's, 22-19
Attendance: 503
FG %: Saint Joseph's: 31.4%
3-PT FG %: Saint Joseph's: 35.7%
FT %: Saint Joseph's: 100.0%

Deadball Rebounds: Penn, 2-0
Officials: Schimel, Palermo, Camy
Penn: 48.9%
Penn: 33.3%
Penn: 77.3%

Game 10 • December 21, 2014 • Purcell Pavilion #5/4 Notre Dame - 64, Saint Joseph's - 50

Battling to the final seconds, Saint Joseph's challenged #5/4 Notre Dame every possession, but in the end, the Fighting Irish proved too much as they held off the Hawks, 64-50.

Falling behind 8-0 to start, Saint Joseph's responded, and off a time-out by head coach **Cindy Griffin**, put together a 12-1 run, taking a 12-9 advantage on a jumper by **Natasha Cloud** at 13:03.

The Hawks continued to control the pace of the game as they opened a 20-13 lead on a jump shot by **Ciara Andrews** with 10:06 to go in the half.

Notre Dame regrouped though and used a 16-2 run to open a 29-22 lead. The Fighting Irish's defense stifled the Hawks during the seven minute run as SJU turned the ball over six times and went 1-8 from the floor.

A jumper by Andrews cut the deficit to five, 29-24, but Notre Dame closed the half on a 10-3 run to take a 39-27 lead into the second half as it finished the half shooting 63.6 percent (14-22) to the Hawks' 35.7 percent (10-28).

The Fighting Irish took control out of halftime as they made it 53-31 with 12:02 to play. The Hawks were held to just 1-9 shooting during that run as Notre Dame hit 6-7 from the floor.

Down by 22, Saint Joseph's continued to fight. Backed by six of her team-high 16 points, Cloud sparked a 15-3 run that saw her jumper bring the Hawks within 10, 56-46, with 4:59 to play.

Unfortunately that was as close as Saint Joseph's would get though as the Fighting Irish held on for the win.

Saint Joseph's	Min.	FG-A	3PT	FT-A	OR	DR	TR	F	A	TO	B	S	Pts.
Robinson, f	14	0-1	0-0	0-0	2	0	2	2	0	1	0	0	0
Fairbanks, f	35	0-5	0-0	2-2	2	2	4	3	0	1	0	0	2
Andrews, g	35	7-16	0-1	1-1	1	1	2	1	1	0	0	0	15
Cloud, g	40	7-14	1-4	1-1	0	2	2	2	0	5	0	5	16
Woods, g	15	2-3	0-0	0-0	2	3	5	1	1	2	0	0	4
Fitzpatrick	34	4-11	3-6	2-2	0	1	1	2	0	1	0	1	13
Franklyn	27	0-2	0-0	0-2	3	4	7	3	0	1	1	0	0
Team					1	2	3			5			
Totals	200	20-52	4-11	6-8	11	15	26	14	2	16	1	6	50

Notre Dame	Min.	FG-A	3PT	FT-A	OR	DR	TR	F	A	TO	B	S	Pts.
Turner, f	30	7-8	0-0	5-6	1	3	4	1	0	1	5	1	19
Reimer, f	30	3-5	0-0	4-6	2	4	6	3	3	3	1	0	10
Allen, g	36	4-7	0-0	2-2	1	7	8	0	2	4	0	0	10
Mabrey, g	25	1-2	0-1	0-0	0	1	1	0	1	0	0	2	2
Loyd, g	34	8-18	0-2	0-0	1	4	5	0	3	2	0	0	16
Johnson	16	2-2	0-0	1-2	0	1	1	1	1	0	0	0	5
Cable	11	0-1	0-1	0-0	0	0	0	1	0	0	0	1	0
Huffman	4	0-0	0-0	0-0	0	0	0	0	0	0	0	0	0
Westbeld	14	0-1	0-1	2-2	0	0	0	0	0	2	0	1	2
Team					0	2	2						
Totals	200	25-44	0-5	14-18	5	22	27	6	10	12	6	5	64

Halftime: Notre Dame, 39-27
Attendance: 8,630
FG %: Saint Joseph's: 38.5%
3-PT FG %: Saint Joseph's: 36.4%
FT %: Saint Joseph's: 75.0%

Deadball Rebounds: Notre Dame, 3-1
Officials: Lewis, Morris, Hallead
Notre Dame: 56.8%
Notre Dame: 0.0%
Notre Dame: 77.8%



2014-15 SAINT JOSEPH'S BASKETBALL NOTES - PAGE 20

Game 11 • December 28, 2014 • Hagan Arena Quinnipiac - 69, Saint Joseph's - 67

Saint Joseph's late rally fell short as the Hawks fell to Quinnipiac, 69-67, in the semifinals of the 22nd Hawk Classic.

Down by eight with less than three minutes to play, Saint Joseph's used an 8-2 run to make it a 69-67 game on a jumper by **Natasha Cloud** with 22 seconds to play.

The Hawks fouled on the inbounds, and caught a break as Quinnipiac's Samantha Guastella missed both free throws to keep it at a one-possession game.

Off the defensive rebound, Cloud pushed the ball down the court, driving up the left side of the lane. SJU would not complete the comeback though as Cloud went to stop, she slipped and turned the ball over, allowing the Bobcats to run out the final seconds.

In a frantic first half, both teams tied five times and traded the lead four times as Quinnipiac built a 36-32 lead by halftime.

The Bobcats slowly pulled away in the second half, opening a 60-52 edge on a jumper by Jasmine Martin with 5:35 to play.

Cloud would help rally her team though, scoring 13 of SJU's final 15 points - and assisting on the other basket - leading to the hectic final seconds.

Quinnipiac	Min.	FG-A	3PT	FT-A	OR	DR	TR	F	A	TO	B	S	Pts.
Ostergaard, f	24	5-9	1-1	0-1	1	7	8	5	3	3	0	0	11
Guastella, f	34	5-9	2-6	2-4	2	1	3	3	0	3	0	1	14
Driscoll, c	25	2-3	0-0	5-6	4	4	8	3	1	3	4	1	9
Martin, g	31	3-10	1-2	2-4	1	1	2	3	2	2	0	1	9
Abshire, g	28	4-8	2-4	0-1	0	2	2	3	4	3	0	0	10
Earle	3	0-0	0-0	0-0	0	0	0	0	0	0	0	0	0
Martucci	12	3-8	1-2	0-0	0	2	2	1	2	1	0	0	7
Napolitano	22	1-6	1-5	0-0	0	1	1	1	1	0	0	0	3
Ramos	8	1-3	0-0	0-0	0	2	2	0	0	2	0	1	2
Fay	13	2-5	0-0	0-0	2	2	4	3	1	0	0	0	4
Team					3	5	8						
Totals	200	26-61	8-20	9-16	13	27	40	22	14	17	4	4	69

Saint Joseph's	Min.	FG-A	3PT	FT-A	OR	DR	TR	F	A	TO	B	S	Pts.
Fairbanks, f	40	5-11	0-0	0-1	2	9	11	3	0	2	4	2	10
Andrews, g	38	3-11	0-2	6-8	1	3	4	3	0	4	0	0	12
Cloud, g	40	5-10	0-0	7-9	0	6	6	3	13	6	0	1	17
Fitzpatrick, g	38	6-17	1-10	0-0	0	3	3	3	0	2	0	2	13
Woods, g	27	5-8	0-0	0-0	6	2	8	4	0	2	0	0	10
Franklyn	17	2-5	0-0	1-6	4	5	9	3	0	0	1	0	5
Team					3	0	3						
Totals	200	26-62	1-12	14-24	16	28	44	19	13	16	5	5	67

Halftime: Quinnipiac, 30-27

Attendance: 1,278

FG %: Saint Joseph's: 41.9%

3-PT FG %: Saint Joseph's: 8.3%

FT %: Saint Joseph's: 58.3%

Deadball Rebounds: Saint Joseph's, 3-1

Officials: Lynch, Link, Camy

Quinnipiac: 42.6%

Quinnipiac: 40.0%

Quinnipiac: 56.3%

Game 12 • December 29, 2014 • Hagan Arena Saint Joseph's - 61, CSUN - 54

Saint Joseph's capped nonconference play with a 61-54 victory over CSUN in the consolation game of the 22nd Hawk Classic.

Down five early into the second half, Saint Joseph's used a 15-3 run to open up a 44-37 advantage as **Natasha Cloud** found **Kathleen Fitzpatrick** for a three-pointer with 12:02 to play to cap the run.

The Matadors responded with a pair of three-pointers to make it a one-point game, but the Hawks responded. Behind six points from **Ciara Andrews** and a free throw from **Chelsea Woods**, Saint Joseph's pushed the lead to eight, 51-43, on Andrews' two free throws at 6:17.

CSUN continued to fight back though, cutting SJU's lead to three, 51-48, but the Hawks again had an answer. Cloud nailed a pair of free throws, then found Fitzpatrick open for her fourth three-pointer of the game to open a 56-48 gap at 3:22.

Saint Joseph's would not allow the Matadors to get closer than six from their as the Hawks sealed the win from the line, going 5-6 in the final minutes.

CSUN	Min.	FG-A	3PT	FT-A	OR	DR	TR	F	A	TO	B	S	Pts.
Friess, f	19	1-3	0-2	0-0	1	1	2	3	0	3	0	1	2
Johnson, f	20	3-5	0-0	3-3	2	6	8	3	0	1	1	0	9
Sharpe, g	30	2-7	0-2	0-0	0	3	3	2	1	5	0	0	4
Guay, g	30	5-12	1-5	1-2	3	5	8	4	8	4	0	1	12
Lister, g	32	2-14	2-7	2-2	1	2	3	3	2	0	0	2	8
Mahlknecht	20	2-7	0-0	0-0	3	1	4	4	0	2	3	0	4
Boagni	3	0-1	0-0	0-0	0	1	1	0	0	1	0	0	0
Cole	11	2-5	2-4	0-0	1	0	1	0	0	0	0	0	6
Newman	6	0-3	0-1	0-0	1	1	2	1	0	0	0	0	0
Gilling	12	2-3	2-3	0-0	1	0	1	2	2	2	0	0	6
King	17	1-3	1-3	0-0	0	1	1	0	0	2	0	0	3
Team					5	5	10						
Totals	200	20-63	8-27	6-7	18	26	44	22	13	20	4	4	54

Saint Joseph's	Min.	FG-A	3PT	FT-A	OR	DR	TR	F	A	TO	B	S	Pts.
Fairbanks, f	30	4-13	0-0	3-4	1	4	5	4	0	5	2	2	11
Andrews, g	35	3-10	0-1	3-4	0	2	2	3	2	2	0	1	9
Cloud, g	40	2-9	1-3	6-6	0	4	4	1	8	0	1	2	11
Fitzpatrick, g	35	6-13	4-8	4-4	0	1	1	2	2	3	0	2	20
Woods, g	28	1-5	0-0	2-4	3	6	9	3	0	1	0	0	4
Rule	10	0-0	0-0	0-0	0	1	1	1	0	0	0	0	0
Franklyn	18	3-4	0-0	0-1	3	2	5	1	0	1	0	0	6
Belvedere	4	0-1	0-0	0-0	0	1	1	0	0	0	0	0	0
Team					4	2	6						
Totals	200	19-55	5-12	18-23	11	23	34	15	12	12	3	7	61

Halftime: CSUN, 30-27

Attendance: 1,051

FG %: Saint Joseph's: 34.5%

3-PT FG %: Saint Joseph's: 41.7%

FT %: Saint Joseph's: 78.3%

Deadball Rebounds: Saint Joseph's, 4-3

Officials: Lynch, Link, Camy

CSUN: 31.7%

CSUN: 29.6%

CSUN: 85.7%



2014-15 SAINT JOSEPH'S BASKETBALL NOTES - PAGE 21

Game 13 • January 3, 2015 • Hagan Arena Saint Joseph's - 63, VCU - 46

Saint Joseph's opened its Atlantic 10 slate with a strong showing as the Hawks led from the tip and never trailed in a 63-46 victory over VCU.

Looking to open conference play with a win for the 28th time, the Hawks broke an early 6-6 tie quickly backed by strong play at both ends. Over a seven minute span, Saint Joseph's put together a 22-5 run to open a 28-11 advantage on a free throw by **Adashia Franklyn**. The Hawks converted on 9-of-11 from the floor and hit a pair of free throws, while they stifled the Rams to just 2-of-12 shooting and a pair of turnovers.

Saint Joseph's led by as many as 20 in the half before heading into the lockerroom up 38-22 as **Sarah Fairbanks** paced her team with 10 of her game-high 15 points coming in the first period.

VCU pushed back in the second half as it slowly cut SJU's lead to just eight. Down 51-34, the Rams used a 10-1 run over five minutes to make it 52-44 with 6:03 to play.

Seeing their lead slowly erased, the Hawks responded. Led by **Natasha Cloud's** 8-of-8 performance from the foul line in the final minutes, Saint Joseph's closed out the game without a field goal in the final 11:39, but converted 11-of-12 from the foul line to earn the victory.

VCU	Min.	FG-A	3PT	FT-A	OR	DR	TR	F	A	TO	B	S	Pts.
Alaeze, f	25	4-12	0-0	1-2	2	2	4	4	0	0	0	0	9
Calhoun, f	27	2-3	0-0	0-2	1	1	2	2	3	2	0	0	4
Pegram, g	27	4-12	0-2	1-1	3	1	4	3	3	1	1	0	9
Robinson, g	25	2-8	0-1	0-2	0	3	3	2	1	2	0	3	4
Thorpe, g	32	4-14	3-7	3-4	3	6	9	1	1	1	1	1	14
Finney-Smith	29	3-11	0-5	0-0	6	5	11	2	1	1	0	2	6
Clay	15	0-4	0-0	0-0	0	1	1	1	1	1	0	0	0
Burgess	5	0-1	0-0	0-0	1	0	1	0	0	0	0	0	0
Mitchell	15	0-2	0-0	0-0	0	0	0	3	2	1	0	1	0
Team					0	5	5						
Totals	200	19-67	3-15	5-11	16	24	40	18	12	9	2	7	46

Saint Joseph's	Min.	FG-A	3PT	FT-A	OR	DR	TR	F	A	TO	B	S	Pts.
Fairbanks, f	37	6-8	0-0	3-4	3	3	6	1	3	4	3	0	15
Andrews, g	24	3-8	0-0	1-1	0	1	1	4	1	3	0	0	7
Cloud, g	38	1-7	0-2	8-8	0	6	6	1	10	0	0	4	10
Fitzpatrick, g	39	4-16	4-14	1-2	1	6	7	2	2	2	0	0	13
Woods, g	24	2-4	0-0	0-4	3	8	11	3	0	1	0	0	4
Strode	18	3-6	0-0	1-2	1	2	3	1	0	0	0	0	7
Franklyn	20	3-6	0-0	1-2	2	4	6	1	0	0	0	1	7
Team					4	2	6						
Totals	200	22-55	4-16	15-23	12	34	46	13	16	10	3	5	63

Halftime: Saint Joseph's, 38-22

Attendance: 1,143

FG %: Saint Joseph's: 40.0%

3-PT FG %: Saint Joseph's: 25.0%

FT %: Saint Joseph's: 65.2%

Deadball Rebounds: Saint Joseph's, 5-4

Officials: Vaszily, Suffren, Feck

VCU: 28.4%

VCU: 20.0%

VCU: 45.5%

Game 14 • January 7, 2015 • Smith Center George Washington - 83, Saint Joseph's - 69

Saint Joseph's got a game-high 26 points from **Natasha Cloud**, but it wasn't enough as the Hawks fell at George Washington, 83-69.

The Colonials controlled the pace of the game from the tip as they ran out to an 11-0 lead over the opening five minutes. George Washington hit 4-of-10 from the floor and 3-of-4 from the foul line while it held the Hawks to 0-of-7 from the floor and caused four turnovers.

Falling behind 23-10 with under 11 minutes to play, Saint Joseph's slowly chipped away at the deficit. Led by **Ciara Andrews** and Cloud, the Hawks went on an 18-9 run to come within four, 32-28, on a fastbreak layup by Andrews with 3:42 to play. Saint Joseph's hit 6-of-7 from the floor and connected on 5-of-6 from the foul line to force a timeout by the Colonials.

Out of the timeout, George Washington regained control as it outscored SJU 11-2 to end the half and take a 43-30 edge into the second stanza.

The Hawks fell behind by as many as 20 in the second half, but clawed back to make it a 65-73 with under four minutes to play. Down 73-55, Saint Joseph's got a three-pointer from **Kathleen Fitzpatrick** to spark a 10-0 run as a Cloud hit one of her career-high four three-pointers to bring her team withing eight.

Saint Joseph's would have a chance to make it a two-possession game after getting a stop, but couldn't convert a pair of layups as the Colonials answered back with an 8-0 run to help seal the win.

Saint Joseph's	Min.	FG-A	3PT	FT-A	OR	DR	TR	F	A	TO	B	S	Pts.
Franklyn, f	32	2-4	0-0	1-2	1	4	5	0	0	1	1	0	5
Andrews, g	40	7-17	0-2	3-4	0	3	3	2	2	3	0	3	17
Cloud, g	40	9-20	4-6	4-5	3	4	7	4	3	4	0	4	26
Fitzpatrick, g	27	4-12	4-10	2-2	1	2	3	3	1	4	0	1	14
Woods, g	22	1-3	0-0	1-2	3	5	8	3	0	2	0	1	3
Rule	11	0-1	0-1	0-0	0	2	2	0	1	1	0	0	0
Strode	20	2-6	0-1	0-0	0	1	1	3	1	0	2	1	4
Belvedere	8	0-1	0-0	0-0	1	1	2	2	0	0	0	0	0
Team					1	3	4						
Totals	200	25-64	8-20	11-15	10	25	35	17	8	15	3	10	69

GW	Min.	FG-A	3PT	FT-A	OR	DR	TR	F	A	TO	B	S	Pts.
Washington, f	29	9-15	0-0	5-8	2	2	4	4	3	2	0	0	23
Jones, f	30	7-13	0-0	2-4	8	6	14	1	1	2	1	1	16
Miller, g	26	3-10	0-2	0-0	4	1	5	2	3	1	0	1	6
Cranshaw, g	22	2-8	1-7	0-0	0	4	4	1	5	1	0	1	5
Schaible, g	24	6-11	1-3	1-4	2	4	6	2	4	2	0	3	14
Chase	21	2-5	1-2	2-2	0	2	2	2	4	4	0	0	7
Anderson	6	0-0	0-0	0-0	0	1	1	0	0	0	0	0	0
Farmer	1	0-0	0-0	0-0	0	0	0	0	0	0	0	0	0
Chandler	14	2-6	0-0	0-0	0	2	2	0	1	1	0	1	4
Prange	15	3-4	0-0	0-0	0	4	4	0	0	0	1	0	6
Cummings	12	1-2	0-1	0-0	0	1	1	3	1	1	0	0	2
Team					1	3	4						
Totals	200	35-74	3-15	10-18	17	30	47	15	22	15	2	8	83

Halftime: George Washington, 43-30 **Deadball Rebounds:** Saint Joseph's, 5-3

Attendance: 522

FG %: Saint Joseph's: 39.1%

3-PT FG %: Saint Joseph's: 40.0%

FT %: Saint Joseph's: 73.3%

Officials: Brunette, Smith Daley

George Washington: 47.3%

George Washington: 20.0%

George Washington: 55.6%



2014-15 SAINT JOSEPH'S BASKETBALL NOTES - PAGE 22

Game 15 • January 10, 2015 • Hagan Arena Massachusetts - 65, Saint Joseph's - 47

Playing with a shortened bench due to injuries, Saint Joseph's dropped its first Atlantic 10 home game of the season as the Hawks fell to Massachusetts, 65-47.

With just eight players in uniform, the Hawks and Minutewomen traded baskets in the early going as Massachusetts lead 17-16 following a three-pointer by SJU's **Natasha Cloud** at 8:38.

From there though, Saint Joseph's offense went cold as the Minutewomen used an 9-0 run to open a 26-16 advantage. The Hawks finished the half just 1-of-14 from the floor as Massachusetts built a 30-20 lead.

Trailing 43-30 in the second half, Saint Joseph's went on an 8-2 run to close within seven on a jumper by **Ciara Andrews** at 9:57.

Following a defensive stop, the Hawks failed to convert on the offensive end, and led to a 6-0 run by Massachusetts that pushed its lead back to 13, 52-39.

Saint Joseph's would get no closer than 10 points from there as the Minutewomen went 11-of-12 from the foul line to help seal the win.

Massachusetts	Min.	FG-A	3PT	FT-A	OR	DR	TR	F	A	TO	B	S	Pts.
Pierre-Louis, f	26	8-13	0-0	0-0	3	7	10	3	1	2	1	1	16
Timbilla, f	38	8-12	0-0	1-2	1	8	9	2	1	5	0	1	17
Hill, c	33	2-5	0-0	0-0	2	6	8	0	0	3	0	0	4
Dillard	33	4-10	3-5	7-9	0	4	4	3	4	4	0	2	18
McDermert, g	29	0-5	0-4	6-6	0	0	0	3	2	0	0	1	6
Dillon	18	0-0	0-0	0-0	0	2	2	3	2	2	0	0	0
Rosten	4	0-0	0-0	1-2	0	1	1	0	0	1	0	0	1
Tarnachowicz	6	0-0	0-0	0-0	0	2	2	0	0	0	0	1	0
Mital	13	1-3	1-2	0-0	1	1	2	0	0	1	0	0	3
Team					3	2	5			1			
Totals	200	23-48	4-11	15-19	10	33	43	14	10	19	1	6	65

Saint Joseph's	Min.	FG-A	3PT	FT-A	OR	DR	TR	F	A	TO	B	S	Pts.
Franklyn, f	35	3-9	0-0	0-0	2	3	5	4	0	0	2	3	6
Andrews, g	38	2-16	0-3	2-2	2	1	3	4	1	3	0	1	6
Cloud, g	40	6-16	2-6	6-8	0	3	3	2	7	5	1	4	20
Fitzpatrick, g	32	2-14	2-10	0-0	0	1	1	1	1	1	0	0	6
Strode, g	12	1-5	0-1	0-0	4	1	5	4	0	1	1	1	2
Rule	8	0-1	0-1	0-0	0	0	0	2	0	0	0	1	0
Woods	30	2-4	0-0	3-6	9	5	14	5	1	1	1	1	7
Belvedere	5	0-0	0-0	0-0	0	0	0	0	0	0	0	0	0
Team					0	2	2						
Totals	200	16-65	4-21	11-16	17	16	33	22	10	11	5	11	47

Halftime: Massachusetts, 30-20

Attendance: 751

FG %: Saint Joseph's: 24.6%

3-PT FG %: Saint Joseph's: 19.0%

FT %: Saint Joseph's: 68.8%

Deadball Rebounds: Massachusetts, 4-3

Officials: Brunette, Klein Sidlasky

Massachusetts: 47.9%

Massachusetts: 36.4%

Massachusetts: 78.9%

Game 16 • January 15, 2015 • Rose Hill Gym Fordham - 57, Saint Joseph's - 47

Despite both teams shooting under 40 percent, Saint Joseph's couldn't get key stops when it needed it the most as the Hawks fell to Fordham, 57-47.

Late in the second half, the Hawks used a 6-1 run to cut Fordham's 46-38 lead to 47-44 on a jumper by **Natasha Cloud** with 4:27 to play.

Saint Joseph's, which gave up a Fordham free throw to make it 48-44, had three opportunities to make it a one possession game, but went 0-for-2 from the field and turned the ball over on an offensive foul as the Rams regained possession with 2:47 to play.

Unfortunately for SJU, after playing solid defense for most of the shot clock, Fordham's Danielle Burns knocked down a three-pointer as the shot clock expired to put her team ahead for good, 51-44.

Going just 3-of-13 to start, the Hawks found themselves down 14-7 to the Rams at the midway point of the half. Despite the cold shooting, Saint Joseph's responded, hitting seven of their next 11 field goals as a fast break jumper by **Ciara Andrews** brought her team within two, 24-22, with 2:38 to go in the half.

Sophomore **Kathleen Fitzpatrick** took advantage of Fordham's foul trouble as she knocked down a one-and-one to tie the game at 24 all at 2:03.

After defensive stops on both sides, the Rams got a layup by Asnate Fomina with 27 seconds to go to put the hosts ahead 26-24 heading into the second half.

Saint Joseph's	Min.	FG-A	3PT	FT-A	OR	DR	TR	F	A	TO	B	S	Pts.
Robinson, f	29	1-4	0-0	2-3	1	2	3	5	1	1	1	1	4
Fairbanks, f	27	4-5	0-0	2-3	1	4	5	5	1	1	0	2	10
Andrews, g	33	6-13	0-0	0-0	0	2	2	4	0	5	0	0	12
Cloud, g	40	3-12	0-2	1-2	1	7	8	1	3	4	0	3	7
Fitzpatrick, g	31	4-9	2-6	2-2	0	1	1	1	0	1	0	2	12
Strode	17	0-2	0-0	0-0	1	2	3	1	2	1	1	0	0
Woods	7	0-1	0-0	0-0	0	2	2	1	1	0	1	0	0
Franklyn	16	1-4	0-0	0-0	1	0	1	1	1	0	0	0	2
Team					3	0	3						
Totals	200	19-50	2-8	7-10	8	20	28	19	9	13	3	8	47

Fordham	Min.	FG-A	3PT	FT-A	OR	DR	TR	F	A	TO	B	S	Pts.
Tapio, f	31	4-7	0-0	6-6	1	2	3	5	3	2	0	2	14
Clark, f	33	2-6	0-2	3-4	3	5	8	2	1	1	1	0	7
Ruffin, g	40	6-10	1-1	3-6	4	1	5	4	8	1	0	2	16
Burns, g	22	1-2	1-1	3-4	0	4	4	3	1	2	0	0	6
Missry, g	25	2-8	1-7	0-0	0	4	4	0	0	0	0	0	5
Durant	1	0-0	0-0	0-0	0	0	0	2	0	1	0	0	0
Davis	13	1-5	0-0	0-0	0	1	1	1	0	2	0	1	2
Fomina	19	1-3	0-2	0-0	0	1	1	2	0	2	0	0	2
Padovano	16	1-5	1-3	2-2	0	0	0	1	0	3	0	0	5
Team					2	6	8						
Totals	200	18-46	4-16	17-22	10	24	34	20	13	14	1	5	57

Halftime: Fordham, 26-24

Attendance: 577

FG %: Saint Joseph's: 38.0%

3-PT FG %: Saint Joseph's: 25.0%

FT %: Saint Joseph's: 70.0%

Deadball Rebounds: Saint Joseph's, 3-2

Officials: Smith, Goods, Aldrich

Fordham: 39.1%

Fordham: 25.0%

Fordham: 77.3%



2014-15 SAINT JOSEPH'S BASKETBALL NOTES - PAGE 23

Game 17 • January 18, 2015 • A.J. Palumbo Center Duquesne - 63, Saint Joseph's - 54

Down by as many as 21 in the second half, Saint Joseph's cut the gap to seven points with under three minutes to play. Despite holding Duquesne to 26.4 percent shooting, the Hawks couldn't complete the comeback as they fell, 63-54.

Behind an 8-2 spurt to start the second half, Duquesne opened a 36-15 lead with 14:01 to play.

Sparked by a basket by from **Ashley Robinson** and a three-pointer from **Mackenzie Rule**, Saint Joseph's answered with a 9-0 run to make it a 36-24 contest on a jumper by **Natasha Cloud** with 11:50 to play.

Duquesne pushed its lead back to 18, 44-26, but the Hawks refused to give in and slowly chipped the distance back to 10, 49-39.

Following a Dukes' basket, Rule answered with her third three on the day and Cloud hit a jumper to make it 51-44 with 2:45 to play.

That would be as close as SJU got though as Duquesne went 2-for-3 from the field and 7-for-8 from the foul line to close out the game.

In the first half the Hawks struggled on offense, falling behind 11-1 as they went 0-for-5 from the floor and turned the ball over six times over the opening seven minutes.

Looking for its first field goal of the game, Saint Joseph's responded by going 3-for-5 from the floor for a 6-0 run as a layup by **Ciara Andrews** at 10:18 brought the Hawks within 11-7.

Duquesne answered with another 11-1 run to take a 24-8 edge on a pair of free throws by Deva'Nyaw Workman with 3:43 to go in the half. Turnovers again plagued the Hawks as they coughed the ball up six times and went 0-for-5 from the field as the Dukes built up their biggest lead of the half.

Saint Joseph's	Min.	FG-A	3PT	FT-A	OR	DR	TR	F	A	TO	B	S	Pts.
Robinson, f	28	3-6	0-0	0-0	3	4	7	4	0	6	1	0	6
Fairbanks, f	21	0-4	0-0	0-0	2	5	7	2	1	0	1	0	0
Andrews, g	33	7-13	1-1	2-2	0	5	5	4	0	2	0	0	17
Cloud, g	39	6-15	1-4	1-3	0	5	5	1	9	3	2	3	14
Fitzpatrick, g	16	1-5	0-1	0-0	0	1	1	2	0	1	0	0	2
Rule	16	3-3	3-3	0-0	0	2	2	1	2	0	0	0	9
Strode	12	0-0	0-0	0-0	0	1	1	4	0	1	0	0	0
Woods	7	0-0	0-0	0-0	0	0	0	2	0	1	0	0	0
Franklyn	28	2-5	0-0	2-4	1	3	4	3	1	3	2	0	6
Team					1	2	3			1			
Totals	200	22-51	5-9	5-9	7	28	35	23	13	18	6	3	54

Duquesne	Min.	FG-A	3PT	FT-A	OR	DR	TR	F	A	TO	B	S	Pts.
Szamosi, f	23	4-13	0-1	3-5	10	5	15	3	1	1	0	0	11
Johnson, c	27	2-10	0-0	0-3	4	5	9	3	1	4	4	1	4
Bresnahan, g	35	2-8	0-1	3-4	1	2	3	2	2	1	0	0	7
Nurkic, g	20	3-6	2-3	4-4	1	2	3	2	2	0	0	1	12
Robinson, g	32	3-12	3-10	3-4	2	1	3	1	3	2	0	0	12
Workman	24	2-14	0-2	5-6	7	4	11	2	3	0	1	2	9
Duling	2	0-0	0-0	0-0	0	0	0	0	0	0	0	0	0
King	28	2-4	0-0	0-0	3	4	7	3	0	1	0	2	4
Gronas	9	1-5	0-3	2-2	1	0	1	0	0	0	0	0	4
Team					2	1	3			1			
Totals	200	19-72	5-20	20-28	31	24	55	16	12	10	5	6	63

Halftime: Duquesne, 26-13
Attendance: 908
FG %: Saint Joseph's: 43.1%
3-PT FG %: Saint Joseph's: 55.6%
FT %: Saint Joseph's: 55.6%

Deadball Rebounds: Tied, 2-2
Officials: Farlow, Bradley, Small
 Duquesne: 26.4%
 Duquesne: 25.0%
 Duquesne: 71.4%

Game 18 • January 24, 2015 • Hagan Arena Saint Joseph's - 66, St. Bonaventure - 48

Saint Joseph's head coach **Cindy Griffin** earned her 300th career victory as the Hawks downed St. Bonaventure, 66-48, snapping a four-game losing streak in the process.

Trading the lead five times in the opening 15 minutes of the game, Saint Joseph's found itself down 23-19 with four minutes to go in the half, but gathered momentum from there to open a seven-point gap at halftime and pull away early in the second period.

Behind a 29-7 run that spanned both halves, the Hawks battled back from a four-point hole to open a 18-point edge. Sparked by a layup by **Ciara Andrews**, Saint Joseph's hit 10 of its next 17 shots to open a 48-30 edge on a three-pointer by **Kathleen Fitzpatrick** at 12:40.

On defense, the Hawks held St. Bonaventure in check during the run, allowing the visitors to make just three free throws and 1-for-9 from the floor.

St. Bonaventure came within 14 points, but got no closer as the Hawks would push their lead to as many as 20 before the final whistle.

St. Bonaventure	Min.	FG-A	3PT	FT-A	OR	DR	TR	F	A	TO	B	S	Pts.
Richmond, f	21	1-4	0-0	1-1	0	4	4	2	0	2	1	0	3
Healy, f	27	5-12	0-0	5-9	2	7	9	5	0	3	0	0	15
Ruff, g	26	3-10	0-5	0-0	0	1	1	0	0	2	0	0	6
Rueter, g	26	0-7	0-3	0-0	0	5	5	2	1	3	0	0	0
Michael, g	27	0-0	0-0	0-1	0	2	2	1	2	0	0	1	0
Rombach	6	0-0	0-0	0-0	0	0	0	1	0	0	0	0	0
Little	13	2-3	0-0	5-5	1	5	6	2	0	2	0	0	9
Zahn	15	0-2	0-1	2-2	0	0	0	4	1	0	0	0	2
Outlaw	28	3-6	0-0	4-4	1	2	3	1	0	2	0	1	10
Britvar	2	0-0	0-0	0-0	0	0	0	1	0	0	0	0	0
Drummond	9	1-3	0-0	1-2	0	0	0	1	0	1	0	0	3
Team					3	2	5						
Totals	200	15-47	0-9	18-24	7	28	35	20	4	15	1	2	48

Saint Joseph's	Min.	FG-A	3PT	FT-A	OR	DR	TR	F	A	TO	B	S	Pts.
Robinson, f	23	1-1	0-0	7-10	3	6	9	4	1	2	1	1	9
Fairbanks, f	25	3-9	0-0	2-2	1	5	6	3	1	2	0	2	8
Cloud, g	36	3-10	0-1	0-0	0	3	3	0	7	0	2	0	6
Fitzpatrick, g	25	3-11	2-4	0-0	0	0	0	2	2	1	0	2	8
Strode, g	27	3-7	2-3	1-2	0	5	5	2	0	0	0	0	9
Rule	4	1-1	0-0	0-0	0	0	0	1	0	0	0	0	2
Andrews	31	7-13	0-1	3-4	1	3	4	3	0	3	0	4	17
Woods	10	1-2	0-0	0-1	0	1	1	1	0	0	0	0	2
Franklyn	17	2-4	0-0	1-2	4	6	10	4	0	1	1	0	5
Belvedere	2	0-0	0-0	0-0	0	0	0	1	0	0	0	0	0
Team					1	0	1						
Totals	200	24-58	4-9	14-21	10	29	39	21	11	9	4	9	66

Halftime: Saint Joseph's, 32-25
Attendance: 1,086
FG %: Saint Joseph's: 41.4%
3-PT FG %: Saint Joseph's: 44.4%
FT %: Saint Joseph's: 66.7%

Deadball Rebounds: Saint Joseph's, 3-2
Officials: Suffren, Sidlasky, Jones
 St. Bonaventure: 31.9%
 St. Bonaventure: 0.0%
 St. Bonaventure: 75.0%



2014-15 SAINT JOSEPH'S BASKETBALL NOTES - PAGE 24

Game 19 • January 29, 2015 • Chaifetz Arena Saint Louis - 52, Saint Joseph's - 51

Saint Joseph's dropped a 52-51 heart-breaker to Saint Louis as the Billikens' Sadie Stipanovich hit the game-winning jumper with five seconds to play.

Leading 50-49, the Hawks got a free throw from **Natasha Cloud** to go ahead 51-49 with 1:58 to play.

In the ensuing possession, Stipanovich would was fouled and made one of two free throws to bring Saint Louis within 51-50 at 1:34.

Both teams failed to score in each of their next tries, giving the Hawks the ball back with 46 seconds to play.

Ahead by one, Saint Joseph's used up a majority of the shot clock, however a jumper by Cloud was off the mark and the Billikens grabbed the rebound and called timeout.

Out of the timeout, Saint Louis moved the ball up the court, finding Jenny Vliet open on the right baseline. Lifting a shot with seven seconds to play, the ball bounced off the rim, but into the waiting hands of Stipanovich on the opposite side where she gathered the ball and scored to put the Billikens ahead 52-51.

Quickly inbounding the ball, Saint Joseph's got a long look from three at the buzzer, but Cloud's shot was off the mark.

Saint Joseph's	Min.	FG-A	3PT	FT-A	OR	DR	TR	F	A	TO	B	S	Pts.
Robinson, f	32	3-8	0-0	6-6	2	3	5	3	0	1	1	0	12
Fairbanks, f	36	4-10	0-0	0-0	3	4	7	4	0	4	2	1	8
Andrews, g	26	2-10	0-1	2-2	0	4	4	3	5	5	0	0	6
Cloud, g	37	5-17	0-2	2-3	0	5	5	3	4	4	0	2	12
Fitzpatrick, g	27	3-7	3-6	0-0	1	3	4	2	2	2	0	3	9
Rule	9	0-1	0-1	0-0	0	1	1	0	0	0	0	0	0
Woods	21	1-2	0-0	2-2	2	5	7	1	0	2	1	1	4
Franklyn	12	0-1	0-0	0-2	1	2	3	4	0	1	3	1	0
Team					3	3	6						
Totals	200	18-56	3-10	12-15	12	30	42	20	11	19	7	8	51

Saint Louis	Min.	FG-A	3PT	FT-A	OR	DR	TR	F	A	TO	B	S	Pts.
Vliet, f	30	-6	0-2	0-0	1	2	3	2	0	2	0	0	0
Jakubicek, f	24	2-7	0-1	4-5	1	4	5	4	1	0	0	2	8
Stipanovich, c	25	6-10	0-0	6-9	2	3	5	3	0	3	0	1	18
Kemph, g	39	3-9	1-3	4-4	1	0	1	1	5	5	0	1	11
Price, g	33	1-4	0-1	2-3	1	7	8	4	5	2	0	1	4
Covington	1	0-0	0-0	0-0	0	0	0	0	0	0	0	0	0
Ball	16	1-6	0-0	0-0	0	2	2	2	1	1	0	2	2
Nelson	5	1-4	0-1	0-0	0	1	1	0	0	0	0	1	2
Womack	12	1-4	0-0	1-2	2	3	5	3	1	3	0	0	3
Gits	15	2-4	0-0	0-0	0	4	4	0	0	1	0	0	4
Team					3	2	5						
Totals	200	17-54	1-8	17-23	11	28	39	19	13	17	0	8	52

Halftime: Saint Joseph's, 26-13
Attendance: 1,517
FG %: Saint Joseph's: 32.1%
3-PT FG %: Saint Joseph's: 30.0%
FT %: Saint Joseph's: 80.0%

Deadball Rebounds: Saint Louis, 2-1
Officials: Hare, Capasso, Durham
Saint Louis: 31.5%
Saint Louis: 12.5%
Saint Louis: 73.9%

Game 20 • January 31, 2015 • Belk Arena Saint Joseph's - 57, Davidson - 52

Saint Joseph's held off a late rally by Davidson to pick up a 57-52 victory at Belk Arena.

Despite leading by as many as 19 in the second half, Saint Joseph's absorbed a final run by the Wildcats, but never allowed them to tie the game.

Up 53-38 with under five minutes to play, the Hawks had their lead cut to two, 53-51, as the Wildcats mounted a 13-0 run in just over two minutes, capped by a jumper by Hannah Early at 2:27.

Saint Joseph's responded though in its next possession as **Ashley Robinson** scored in the paint off a pass from **Natasha Cloud** to make it 55-51 with 2:02 to play.

The Hawks would get key stops from there as Cloud sealed it from the foul line with two free throws.

After a back-and-forth start to the first half, Saint Joseph's pulled away in the final minutes.

Tied at 18-18 with seven minutes to go in the first half, the Hawks pulled away from the Wildcats with a 15-2 run that gave SJU a 33-20 lead at halftime. Playing tenacious defense, Saint Joseph's held Davidson to 1-of-10 shooting and caused three turnovers during that stretch and limited the Wildcats to just 29.6 percent shooting for the half (8-of-27). At the other end, the Hawks hit seven of their final 12 shots as a layup by **Sarah Fairbanks** with 10 seconds to go gave her team its biggest lead of the half.

Saint Joseph's would push its lead to as many as 19 points on a layup by **Adashia Franklyn** at 11:10 before the final frantic moments.

Saint Joseph's	Min.	FG-A	3PT	FT-A	OR	DR	TR	F	A	TO	B	S	Pts.
Robinson, f	25	5-6	0-0	0-0	1	5	6	1	2	1	1	1	10
Fairbanks, f	32	6-15	0-0	0-0	1	4	5	2	1	1	2	1	12
Andrews, g	31	4-6	0-1	1-4	0	6	6	1	2	1	1	2	9
Cloud, g	35	3-9	0-0	2-5	0	4	4	2	9	3	0	2	8
Fitzpatrick, g	31	5-15	1-8	0-0	0	0	0	3	0	3	0	3	11
Rule	4	0-0	0-0	0-0	0	1	1	0	0	1	0	0	0
Strode	13	1-4	0-0	0-0	2	1	3	1	1	0	0	1	2
Woods	10	0-1	0-0	1-2	1	2	3	1	1	0	0	0	2
Franklyn	17	2-5	0-0	0-2	6	2	8	3	0	2	1	1	4
Belvedere	2	0-0	0-0	0-0	0	0	0	0	0	0	0	1	0
Team					1	1	2				1		
Totals	200	26-61	1-9	4-13	12	26	38	14	16	14	5	12	57

Davidson	Min.	FG-A	3PT	FT-A	OR	DR	TR	F	A	TO	B	S	Pts.
Early, f	29	5-12	3-6	0-0	1	7	8	4	0	4	0	1	13
Dukes, f	25	2-7	0-0	2-3	0	1	1	2	0	2	0	1	6
Latt, f	38	7-15	0-1	2-3	3	8	11	3	4	4	1	4	16
Timpton, g	16	0-4	0-0	0-0	1	1	2	0	2	1	0	0	0
Long, g	16	0-2	0-1	0-0	1	3	4	1	2	2	0	0	0
Seymour	33	3-6	0-2	0-0	0	6	6	2	4	3	0	2	6
Eriksson	19	2-6	2-4	3-4	0	3	3	3	2	1	0	0	9
McCabe	17	1-3	0-1	0-0	1	0	1	0	0	1	0	0	2
Giegerich	5	0-0	0-0	0-0	0	0	0	1	0	1	0	0	0
Ransom	2	0-1	0-1	0-0	0	0	0	1	0	1	0	0	0
Team					4	0	4				1		
Totals	200	20-56	5-16	7-10	11	29	40	17	14	21	1	8	52

Halftime: Saint Joseph's, 33-20
Attendance: 671
FG %: Saint Joseph's: 42.6%
3-PT FG %: Saint Joseph's: 11.1%
FT %: Saint Joseph's: 30.8%

Deadball Rebounds: Saint Joseph's, 3-2
Officials: Brunette, Lynch, Feck
Davidson: 35.7%
Davidson: 31.3%
Davidson: 70.0%



2014-15 SAINT JOSEPH'S BASKETBALL NOTES - PAGE 25

Game 21 • February 4, 2015 • Hagan Arena Saint Joseph's - 70, La Salle - 64

Leading wire-to-wire, Saint Joseph's earned a share of the Philadelphia Big 5 title as the Hawks topped La Salle, 70-64.

Up by as many as 13 in the second half, Saint Joseph's saw its lead cut to three, 53-50, on a three-pointer by the Explorer's Micahya Owens with 7:50 to play.

The Hawks responded as **Natasha Cloud** scored four-straight points, while **Sarah Fairbanks** rattled home a jumper from the top of the lane with the shot clock expiring to push the lead to 59-50 at 4:03.

La Salle fought back, cutting the deficit to six on several occasions, but Saint Joseph's closed out the game from the foul line, hitting 6-of-6 free throws in the final minute.

In the first half, the Hawks jumped out to an early eight-point lead as they held La Salle to just 1-of-13 from the floor to start.

The Explorers cut Saint Joseph's lead to 19-16 with under seven minutes to go in the half, however a combined seven points from Fairbanks and **Ashley Robinson** pushed the Hawks' lead to 26-16. Saint Joseph's would hold La Salle at a distance from there until the final minutes of the game.

La Salle	Min.	FG-A	3PT	FT-A	OR	DR	TR	F	A	TO	B	S	Pts.
Wells, f	22	2-6	0-0	0-0	0	0	0	1	2	1	0	0	4
Owens, f	26	5-14	1-4	2-2	1	3	4	4	1	4	0	1	13
Beslow, g	23	2-5	0-0	1-2	2	3	5	3	1	0	0	0	5
Alston, g	20	0-6	0-0	2-2	2	0	2	2	3	1	0	2	2
Cropper, g	38	8-17	4-8	5-6	1	7	8	3	0	0	0	0	25
Lee	20	3-5	1-1	2-5	2	0	2	3	2	0	0	1	9
Dickens	15	1-5	0-0	0-0	3	2	5	3	1	1	0	0	2
Griffin	28	2-8	0-1	0-0	1	2	3	4	1	1	1	0	4
Freeland	8	0-1	0-0	0-0	0	0	0	2	1	0	2	0	0
Team					3	7	10	1					
Totals	200	23-67	6-14	12-17	15	24	39	26	12	8	3	4	64

Saint Joseph's	Min.	FG-A	3PT	FT-A	OR	DR	TR	F	A	TO	B	S	Pts.
Robinson, f	32	2-6	0-0	6-7	2	5	7	5	2	2	3	1	12
Fairbanks, f	38	9-15	0-0	4-6	1	9	10	1	2	0	0	0	22
Andrews, g	30	3-10	0-0	8-8	1	3	4	3	0	0	0	0	14
Cloud, g	40	4-11	1-1	4-4	0	4	4	3	10	7	0	1	13
Fitzpatrick, g	37	1-8	0-5	3-4	1	2	3	2	1	0	0	1	5
Woods	12	1-3	0-0	2-2	1	3	4	2	0	0	0	0	4
Franklyn	11	0-1	0-0	0-0	1	2	3	0	1	1	2	0	0
Team					2	4	6						
Totals	200	21-54	1-6	27-31	9	32	41	16	16	10	5	3	70

Halftime: Saint Joseph's, 37-26

Attendance: 651

Technical Foul: Team, La Salle

FG %: Saint Joseph's: 38.9%

3-PT FG %: Saint Joseph's: 16.7%

FT %: Saint Joseph's: 87.1%

Deadball Rebounds: Tied, 3-3

Officials: Vaszily, Enterline, Pettus

La Salle: 34.3%

La Salle: 42.9%

La Salle: 70.6%

Game 22 • February 8, 2015 • Hagan Arena Fordham - 48, Saint Joseph's - 47

Saint Joseph's dropped another tough contest in the final seconds as the Hawks fell to Fordham, 48-47.

Up by five with under three minutes to play, Saint Joseph's saw its lead cut to one, 47-46, as the Rams scored in their next two possessions.

Up by a point with 1:20 to play, the Hawks' **Sarah Fairbanks** missed a short jumper, but teammate **Ashley Robinson** got an offensive rebound to give her team the ball back with 46 seconds to play.

Off the reset, **Natasha Cloud** drove the lane, but had her shot tipped, allowing Fordham to gain control with 20 seconds to play.

The Rams quickly worked the ball into the paint, but Robinson rejected a shot out of bounds, giving the visitors the ball with 9.5 seconds to go. On the ensuing play, Tapio got loose on the right block for a layup to put Fordham up for its first time all game, 48-47, with eight seconds to play.

Inbounding the ball quickly, Cloud pushed the ball up the court for a jumper in the lane. Unfortunately, the ball was tipped again by Tapio to preserve the win for Fordham.

In the first half, the Hawks jumped out to a 21-10 lead as Cloud scored 10 of her teams first 17 points.

Ahead 27-20 at the half, Saint Joseph's pushed its lead to 10 twice, before Fordham's comeback.

Fordham	Min.	FG-A	3PT	FT-A	OR	DR	TR	F	A	TO	B	S	Pts.
Tapio, f	35	7-14	0-0	2-2	4	5	9	4	1	4	3	0	16
Clark, f	29	2-7	0-3	0-0	0	5	5	3	0	1	1	0	4
Ruffin, g	27	4-11	0-0	1-2	3	2	5	3	4	2	0	0	9
Burns, g	32	2-5	0-0	0-0	0	3	3	1	2	3	0	0	4
Missry, g	21	1-5	1-4	0-0	1	3	4	0	0	1	0	0	3
Durant	11	0-0	0-0	1-2	0	2	2	0	1	1	0	0	1
Davis	13	1-3	0-0	2-4	2	3	5	3	1	0	0	0	4
Fomina	22	2-7	1-3	2-2	0	3	3	3	1	1	0	0	7
Padovano	10	0-0	0-0	0-0	0	0	0	1	0	0	0	0	0
Team					2	3	5						
Totals	200	19-52	2-10	8-12	12	29	41	18	10	13	4	0	48

Saint Joseph's	Min.	FG-A	3PT	FT-A	OR	DR	TR	F	A	TO	B	S	Pts.
Robinson, f	30	3-9	0-0	2-2	3	6	9	4	2	0	1	1	8
Fairbanks, f	18	4-6	0-0	0-0	1	2	3	4	1	2	0	0	8
Andrews, g	40	1-12	0-2	2-2	0	2	2	3	1	0	0	1	4
Cloud, g	40	4-20	2-2	6-8	1	5	6	1	8	2	0	3	16
Fitzpatrick, g	25	0-3	0-1	2-2	0	1	1	0	0	0	0	0	2
Rule	3	0-0	0-0	0-0	0	1	1	1	0	0	0	0	0
Woods	29	2-5	0-0	3-4	4	5	9	1	0	0	0	1	7
Franklyn	7	1-1	0-0	0-1	2	1	3	3	0	1	0	0	2
Team					1	0	1						
Totals	200	15-56	2-5	15-19	12	23	35	17	12	5	1	6	47

Halftime: Saint Joseph's, 27-20

Attendance: 1,081

FG %: Saint Joseph's: 26.8%

3-PT FG %: Saint Joseph's: 40.0%

FT %: Saint Joseph's: 78.9%

Deadball Rebounds: Fordham, 4-2

Officials: DePaul, Farlow, Greene

Fordham: 36.5%

Fordham: 20.0%

Fordham: 66.7%



2014-15 SAINT JOSEPH'S BASKETBALL NOTES - PAGE 26

Game 23 • February 11, 2015 • Ryan Center Rhode Island - 63, Saint Joseph's - 61 OT

Saint Joseph's got a last-second layup by **Ashley Robinson** to force overtime, but couldn't replicate that in the extra frame as the Hawks fell at Rhode Island, 63-61

Down by two with under two minutes to play in regulation, the Hawks' **Kathleen Fitzpatrick** scored three of her career-high 25 points on a three-pointer at 1:02 to push SJU ahead 56-55.

Rhode Island responded as Sydney Lewis buried a three-pointer to give her team a 58-56 edge with 38 seconds to go.

Saint Joseph's couldn't convert on its next possession, and fouled twice to force the Rams to a one-and-one situation. Off the inbound on the third Hawk foul, **Chelsea Woods** tipped the pass and grabbed the loose ball, allowing SJU to call timeout with possession with 15 seconds to go.

Out of the timeout, **Natasha Cloud** drove into the paint, but missed her shot only to have Robinson follow with the tying layup with 1.5 seconds to go to force overtime.

In the extra frame, Saint Joseph's fell behind 63-60, but a foul shot by Cloud made it 63-61 at 1:15.

After a pair of missed chances by both squads, Rhode Island got the ball back on a defensive rebound.

Off the inbounds with 13 seconds to go, Woods again came up big tipping the ball out of bounds off a Rhode Island player to get possession back to the Hawks.

SJU would work the ball to Robinson with time winding down, but the forward couldn't copy her heroics as her shot was off the mark. The Rams would miss a free throw with 0.5 seconds to go, allowing the Hawks no chance at a basket as the horn sounded.

Saint Joseph's	Min.	FG-A	3PT	FT-A	OR	DR	TR	F	A	TO	B	S	Pts.
Robinson, f	34	5-8	0-0	1-3	2	4	6	0	1	3	0	0	11
Fairbanks, f	34	3-13	0-0	4-4	4	3	7	3	0	1	2	0	10
Andrews, g	18	1-3	0-0	0-0	0	0	0	1	1	1	0	0	2
Cloud, g	45	3-15	1-5	2-3	2	8	10	3	8	2	0	0	9
Fitzpatrick, g	43	10-20	3-11	2-2	2	2	4	1	3	1	0	4	25
Rule	4	0-0	0-0	0-0	0	1	1	0	0	1	0	0	0
Woods	29	1-5	0-0	0-0	0	2	2	2	1	0	2	3	2
Franklyn	18	1-3	0-1	0-2	2	3	5	0	0	0	4	0	2
Team					2	1	3			1			
Totals	225	24-67	4-17	9-14	14	24	38	10	14	10	8	7	61

Rhode Island	Min.	FG-A	3PT	FT-A	OR	DR	TR	F	A	TO	B	S	Pts.
Lewis, f	42	6-11	3-5	0-2	6	5	11	2	2	1	0	1	15
Tabakman, f	36	4-9	0-0	2-2	3	7	10	1	0	2	4	0	10
Melendez, g	42	2-10	0-3	0-2	3	9	12	4	5	6	1	3	4
Wilson, g	44	9-17	5-11	1-2	1	4	5	1	2	2	0	0	24
Bullard, g	41	3-9	0-1	2-2	0	2	2	4	3	0	1	8	
Whittaker	2	0-0	0-0	0-0	0	0	0	0	0	0	0	0	0
Ward	15	1-5	0-1	0-0	2	1	3	0	1	1	0	0	2
Thomas	3	0-1	0-1	0-0	0	0	0	0	1	0	0	1	0
Team					2	4	6			2			
Totals	225	25-62	8-22	5-10	17	32	49	10	15	17	5	6	63

Halftime: Rhode Island, 27-19
Attendance: 403
FG %: Saint Joseph's: 35.8%
3-PT FG %: Saint Joseph's: 23.5%
FT %: Saint Joseph's: 64.3%

Deadball Rebounds: Saint Joseph's, 2-1
Officials: Inouye, Goode, Ledington
Rhode Island: 40.3%
Rhode Island: 36.4%
Rhode Island: 50.0%

Game 24 • February 15, 2015 • UD Arena Dayton - 82, Saint Joseph's - 64

Saint Joseph's got a combined 43 points from **Sarah Fairbanks** and **Natasha Cloud**, but it wasn't enough to overcome an early deficit as the Hawks fell at Dayton, 82-64.

Dayton took control from the start, hitting 7-of-9 from the floor while holding the Hawks to 0-of-5 as the Flyers built a 16-3 advantage 5:57 into the contest.

The Flyers would extend their lead to as many as 20 points, but Saint Joseph's slowly chipped away as a Cloud found **Ciara Andrews** for a three-pointer to end the first half and bring SJU within 12, 44-32, at halftime.

Opening the second half with a 9-2 run, Dayton pushed its lead to 52-34 with 15:22 to play.

Saint Joseph's would cut Dayton's lead to 13 on an Andrews jumper with 11:14 to go, but that would be as close as the Hawks would get.

Saint Joseph's	Min.	FG-A	3PT	FT-A	OR	DR	TR	F	A	TO	B	S	Pts.
Robinson, f	21	0-0	0-0	3-4	1	0	1	4	0	1	0	0	3
Fairbanks, f	38	9-16	0-0	4-4	1	3	4	3	1	2	1	0	22
Andrews, g	37	3-12	1-3	6-6	0	6	6	4	2	3	0	0	13
Cloud, g	38	6-14	0-2	9-13	0	2	2	1	4	2	0	1	21
Fitzpatrick, g	19	0-6	0-4	0-0	0	1	1	3	0	0	0	0	0
Rule	2	0-0	0-0	0-0	0	0	0	0	0	0	0	0	0
Strode	7	0-2	0-0	0-0	0	1	1	1	1	0	0	0	0
Woods	19	1-4	0-0	0-0	4	2	6	3	0	0	0	0	2
Franklyn	17	1-4	0-0	1-2	1	3	4	3	0	0	2	0	3
Belvedere	2	0-0	0-0	0-0	0	0	0	0	0	0	0	0	0
Team					2	2	4			1			
Totals	200	20-58	1-9	23-29	9	20	29	22	8	9	3	1	64

Dayton	Min.	FG-A	3PT	FT-A	OR	DR	TR	F	A	TO	B	S	Pts.
Mallott, f	25	5-12	0-1	5-5	1	6	7	2	3	1	0	0	15
Cornellie, c	20	2-5	0-0	0-0	1	6	7	4	0	3	1	0	4
Burdette, g	32	5-5	1-1	3-4	0	3	3	0	1	3	0	0	14
Austria, g	20	3-4	1-1	1-1	0	0	0	3	0	0	0	1	8
Hoover, g	32	5-10	1-4	6-6	2	5	7	2	3	3	0	0	17
Deane	17	1-4	0-1	3-4	1	3	4	2	3	1	0	0	5
Macioce	3	1-2	0-0	0-0	0	0	0	1	0	0	0	0	2
Cvitkovic	9	0-0	0-0	0-0	0	1	1	3	0	1	0	0	0
Johnson	17	1-3	0-0	2-3	0	0	0	0	1	1	0	0	4
Layfield	17	2-2	0-0	1-3	2	3	5	2	0	0	0	1	5
Grant-Allen	9	3-7	0-0	2-2	3	2	5	5	0	1	0	0	8
Team					1	2	3						
Totals	200	28-54	3-8	23-28	11	31	42	24	11	14	1	2	82

Halftime: Dayton, 44-32
Attendance: 2,217
FG %: Saint Joseph's: 34.5%
3-PT FG %: Saint Joseph's: 11.1%
FT %: Saint Joseph's: 79.3%

Deadball Rebounds: Saint Joseph's, 3-1
Officials: Capasso, Feck, Bradley
Dayton: 51.9%
Dayton: 37.5%
Dayton: 82.1%



Team Superlatives

CATEGORY	SAINT JOSEPH'S HIGH	SAINT JOSEPH'S LOW	OPPONENT'S HIGH	OPPONENTS' LOW
Total Points	78, vs. Temple, 11/18/14	47, vs. Massachusetts, 1/10/15	77, by Seton Hall, 11/30/14	42, by St. Francis Brooklyn, 11/29/14
1st Half Points	38, vs. VCU, 1/3/15	13, at Duquesne, 1/18/15	49, by Drexel, 11/25/14	19, by Penn, 12/9/14
2nd Half Points	41, at Duquesne, 1/18/15	19, at Penn, 12/9/14	46, 2x, last by Penn, 12/9/14	14, by St. Francis Brooklyn, 11/29/14
Overtime Points	14, vs. Temple, 11/18/14	3, at Rhode Island, 2/11/15	11, by Liberty, 11/22/14	5, by Rhode Island, 2/11/15
Field Goals	28, at Liberty, 11/22/14	15, vs. Fordham, 2/8/15	35, by George Washington, 1/7/15	15, 2x, last by St. Bonaventure, 1/24/15
Field Goal Att.	70, at Penn, 12/9/14	50, at Fordham, 1/15/15	75, by Temple, 11/18/14	44, by Notre Dame, 12/21/14
Field Goal Pct.	.458, vs. St. Francis Brooklyn, 11/29/14	.246, vs. Massachusetts, 1/10/15	.568, by Notre Dame, 12/21/14	.264, by Duquesne, 1/18/15
3 Point FG	8, 2x, last at George Washington, 1/7/15	1, 6x, last at Dayton, 2/15/15	8, 4x, last by Rhode Island, 2/11/15	0, 2x, last by St. Bonaventure, 1/24/15
3 Point Att.	21, vs. Massachusetts, 1/10/15	2, vs. Villanova, 12/7/14	27, 2x, last by CSUN, 12/29/14	5, by Notre Dame, 12/21/14
3 Point Pct.	.556, at Duquesne, 1/18/15	.083, vs. Quinnipiac, 12/28/14	.462, by Lehigh, 12/4/14	.000, 2x, last by St. Bonaventure, 1/24/15
Free Throws	27, vs. La Salle, 2/4/15	2, at Penn, 12/9/14	23, by Dayton, 2/15/15	4, by Villanova, 12/7/14
Free Throw Att.	31, vs. La Salle, 2/4/15	2, at Penn, 12/9/14	28, 2x, last by Dayton, 2/15/15	7, by CSUN, 12/29/14
Free Throw Pct.	1.000, at Penn, 12/9/14	.308, at Davidson, 1/31/15	.842, by Seton Hall, 11/30/14	.455, by VCU, 1/3/15
Offensive Rebs.	19, at Rutgers, 11/14/14	7, 2x, last at Duquesne, 1/18/15	31, by Duquesne, 1/18/15	2, by Villanova, 12/7/14
Defensive Rebs.	34, vs. VCU, 1/3/15	15, at Notre Dame, 12/21/14	35, by Penn, 12/9/14	17, by St. Francis Brooklyn, 11/29/14
Total Rebs.	46, 2x, last vs. VCU, 1/3/15	26, at Notre Dame, 12/21/14	55, by Duquesne, 1/18/15	22, by Villanova, 12/7/14
Personal Fouls	27, at Liberty, 11/22/14	10, 2x, last at Rhode Island, 2/11/15	26, by La Salle, 2/4/15	6, by Notre Dame, 12/21/14
Assists	18, vs. St. Francis Brooklyn, 11/29/14	2, at Notre Dame, 12/21/14	22, by George Washington, 1/7/15	4, by St. Bonaventure, 1/24/15
Turnovers	21, 2x, last vs. St. Francis Brooklyn, 11/29/14	5, vs. Fordham, 2/8/15	21, by Davidson, 1/31/15	6, by Drexel, 11/25/14
Blocked Shots	9, vs. St. Francis Brooklyn, 11/29/14	1, 5x, last vs. Fordham, 2/8/15	9, by Rutgers, 11/14/14	0, by Saint Louis, 1/29/15
Steals	15, at Liberty, 11/22/14	1, 4x, last at Dayton, 2/15/15	15, by Seton Hall, 11/30/14	0, by Fordham, 2/8/15

Individual Superlatives

CATEGORY	SAINT JOSEPH'S MOST	OPPONENT'S MOST
Points	29, by Natasha Cloud at Liberty, 11/22/14	25, 2x last 6, by Daisha Simmons of Seton Hall, 11/30/14
Field Goals	10, 3x, last by Kathleen Fitzpatrick at Rhode Island, 2/11/15	11, by Sarah Curran of Drexel, 11/25/14
Field Goal Att.	24, by Ciara Andrews at Seton Hall, 11/30/14	24, by Daisha Simmons of Seton Hall, 11/30/14
Field Goal Pct. *	.778 (7-9), by Natasha Cloud vs. St. Francis Brooklyn, 11/29/14	.875 (7-8), by Brianna Turner of Notre Dame, 12/21/14
3 Point FG	6, by Kathleen Fitzpatrick at Drexel, 11/25/14	5, by Charise Wilson of Rhode Island, 2/11/15
3 Point Att.	14, by Kathleen Fitzpatrick vs. VCU, 1/3/15	11, by Charise Wilson of Rhode Island, 2/11/15
3 Point Pct. #	1.000 (3-3) by Mackenzie Rule at Duquesne, 1/18/15	.600 (3-5), 2x, last by Sydney Lewis of Rhode Island, 2/11/15
Free Throws	9, by Sarah Fairbanks vs. Temple, 11/18/14	8, by Daisha Simmons of Seton Hall, 11/30/14
Free Throw Att.	11, by Ciara Andrews vs. Rutgers, 11/14/14	9, 3x, last by Sadie Stipanovich of Saint Louis, 1/29/15
Free Throw Pct. *	1.000 (9-9), 2x, last by Ciara Andrews vs. Villanova, 12/7/14	1.000 (6-6), by Emily Tapio of Fordham, 1/15/15
Offensive Rebs.	9, by Chelsea Woods vs. Massachusetts, 1/10/15	10, by Amadea Szamosi of Duquesne, 1/18/15
Defensive Rebs.	9, 3x, last by Sarah Fairbanks vs. La Salle, 2/4/15	12, by Safiya Martin of Temple, 11/18/14
Total Rebs.	14, by Chelsea Woods vs. Massachusetts, 1/10/15	15, by Amadea Szamosi of Duquesne, 1/18/15
Assists	13, by Natasha Cloud vs. Quinnipiac, 12/28/14	8, 3x, last by Tiffany Ruffin of Fordham, 1/15/15
Turnovers	8, by Natasha Cloud at Seton Hall, 11/30/14	8, by Sadalia Ellis of Liberty, 11/22/14
Blocked Shots	4, 4x, last by Adashia Franklyn at Rhode Island, 2/11/15	5, 2x, last by Brianna Turner of Notre Dame, 12/21/14
Steals	5, by Natasha Cloud at Notre Dame, 12/21/14	6, by Daisha Simmons of Seton Hall, 11/30/14
Minutes	45, last by Natasha Cloud at Rhode Island, 2/11/15	45, by Safiya Martin of Temple, 11/18/14

* - Minimum of five attempts; # - Minimum of three attempts





GAME-BY-GAME RESULTS

DATE	OPPONENT	SCORE	W/L	ATT	HIGH POINTS	HIGH REBOUNDS	HIGH ASSISTS	HIGH STEALS
Nov. 14	at #24/RV Rutgers	.52-76	L	1,805	Andrews . . .19	Three tied at . . .6	Cloud10	Cloud1
Nov. 18 #	Temple	.78-74	W OT	1,351	Fairbanks . . .23	Fairbanks13	Andrews4	Cloud1
Nov. 22	at Liberty	.75-76	L OT	438	Cloud29	Franklyn6	Andrews4	Fitzpatrick4
Nov. 25	at Drexel	.63-76	L	607	Fitzpatrick . .18	Cloud8	Cloud8	Fitzpatrick1
Nov. 29	vs. Saint Francis	.64-42	W	362	Cloud16	Franklyn11	Cloud7	Three tied at1
Nov. 30	at Seton Hall	.60-77	L	502	Andrews . . .22	Robinson9	Andrews, Cloud .3	Three tied at1
Dec. 4	Lehigh	.71-73	L	612	Robinson . . .20	Cloud10	Cloud8	Andrews2
Dec. 7 #	Villanova	.58-54	W	1,531	Andrews . . .17	Cloud9	Cloud2	Cloud2
Dec. 9 #	at Penn	.51-65	L	503	Fitzpatrick/ . .12	Woods8	Cloud8	Woods4
					Robinson			
Dec. 21	at Notre Dame	.50-64	L	8,630	Cloud16	Franklyn7	Andrews/Woods .1	Cloud5
Dec. 28	Quinnipiac	.67-69	L	1,278	Cloud17	Fairbanks11	Cloud13	Fitzpatrick2
Dec. 29	CSUN	.61-54	W	1,051	Fitzpatrick . .20	Woods9	Cloud8	Three tied at2
Jan. 3 *	VCU	.63-46	W	1,143	Fairbanks . .15	Woods11	Cloud10	Cloud4
Jan. 7 *	at George Washington	69-83	L	522	Cloud26	Woods8	Cloud3	Cloud4
Jan. 10 *	Massachusetts	.47-65	L	751	Cloud20	Woods14	Cloud7	Cloud4
Jan. 15 *	at Fordham	.47-57	L	577	Andrews/ . . .12	Cloud8	Assists3	Cloud3
					Fitzpatrick			
Jan. 18 *	at Duquesne	.54-63	L	908	Andrews . . .17	Fairbanks/7	Cloud9	Cloud3
					Robinson			
Jan. 24 *	St. Bonaventure	.66-48	W	1,086	Andrews . . .17	Franklyn10	Cloud7	Andrews4
Jan. 29 *	at Saint Louis	.51-52	L	1,517	Cloud/12	Fairbanks/7	Andrews5	Fitzpatrick3
					Robinson			
Jan. 31 *	at Davidson	.57-52	W	671	Fairbanks . .12	Franklyn8	Cloud9	Fitzpatrick3
Feb. 4 #*	La Salle	.70-64	W	651	Fairbanks . .22	Fairbanks10	Cloud10	Three tied at1
Feb. 8 *	Fordham	.47-48	L	1,081	Cloud16	Robinson/9	Cloud8	Cloud3
					Woods			
Feb. 11 *	at Rhode Island	.61-63	L OT	403	Fitzpatrick . .25	Cloud10	Cloud8	Fitzpatrick4
Feb. 15 *	at Dayton	.64-82	L	2,217	Fairbanks . .22	Andrews/6	Cloud4	Cloud1
					Woods			
Feb. 18 *	George Mason							
Feb. 21 *	Richmond							
Feb. 25 *	Duquesne							
Mar. 1 *	at La Salle							

* – Atlantic 10 game; # – Big 5 game;

GAMES AS HIGH SCORER: Cloud - 8; Fairbanks - 6; Andrews - 5; Fitzpatrick - 5; Robinson - 3

GAMES AS HIGH REBOUNDER: Woods - 8; Cloud - 6; Fairbanks -6; Franklyn - 4; Robinson - 3; Andrews - 1

GAMES SCORING DOUBLE FIGURES: Andrews - 15; Cloud - 14; Fairbanks - 14; Fitzpatrick - 11; Robinson - 8; Woods - 2

GAMES REBOUNDING DOUBLE FIGURES: Fairbanks - 3; Cloud - 2; Woods - 2; Franklyn - 1

GAMES SCORING 20 OR MORE POINTS: Cloud - 4; Fairbanks - 3; Andrews - 2; Fitzpatrick - w; Robinson - 1

GAMES POSTING A DOUBLE-DOUBLE: Cloud - 4; Fairbanks - 3

HAWKS BY THE NUMBERS

6-4	at home	8-9	when committing 15 or fewer turnovers
1-12	on the road	0-7	when committing more than 15 turnovers
1-0	at a neutral site	4-10	when forcing more than 15 opponent turnovers
2-4	in November	4-6	when forcing 15 or fewer turnovers
2-4	in December	0-4	when scoring 50 or fewer points
3-5	in January	2-4	when scoring 50-59 points
1-3	in February	5-6	when scoring 60-69 points
0-0	in March	1-2	when scoring 70-79 points
7-3	when leading at halftime	0-0	When scoring 80 points or higher
1-13	when trailing at halftime		
0-0	when tied at halftime		

MISCELLANEOUS STATS

Largest Winning Margin	22, vs. St. Francis Brooklyn, 11/29/14
Largest Lead in a Game	22, vs. St. Francis Brooklyn, 11/29/14

MARGIN OF VICTORY

1 to 9 points:	5
10-19 points:	2
20 or more points:	1



2014-15 SAINT JOSEPH'S BASKETBALL NOTES - PAGE 29

RECORD:	OVERALL	HOME	AWAY	NEUTRAL
ALL GAMES	8-16	6-4	1-12	1-0
CONFERENCE	4-8	3-2	1-6	0-0
NON-CONFERENCE	4-8	3-2	0-6	1-0

#	Player	gp-gs	min	avg	Total		3-Point		F-Throw		Rebounds				pf	dq	a	to	blk	stl	pts	avg
					fg-fga	fg%	3fg-fga	3fg%	ft-fa	ft%	off	def	tot	avg								
04	CLOUD, Natasha	24-24	904	37.7	103-279	.369	21-61	.344	75-98	.765	13	127	140	5.8	48	0	155	77	9	46	302	12.6
03	ANDREWS, Ciara	24-22	779	32.5	109-298	.366	6-30	.200	72-87	.828	12	68	80	3.3	64	1	38	54	2	17	296	12.3
41	FAIRBANKS, Sarah	22-22	701	31.9	99-236	.419	0-0	.000	39-45	.867	47	85	132	6.0	58	2	19	43	26	15	237	10.8
15	FITZPATRICK, Kathlee	24-23	718	29.9	76-234	.325	48-157	.306	25-28	.893	8	45	53	2.2	48	1	28	41	2	27	225	9.4
13	ROBINSON, Ashley	19-18	547	28.8	52-111	.468	0-0	.000	59-79	.747	51	61	112	5.9	59	3	18	34	15	8	163	8.6
32	WOODS, Chelsea	23-5	374	16.3	30-78	.385	0-1	.000	18-31	.581	47	61	108	4.7	43	1	5	16	5	13	78	3.4
33	FRANKLYN, Adashia	24-2	398	16.6	32-83	.386	0-1	.000	10-40	.250	45	63	108	4.5	47	0	5	21	28	11	74	3.1
30	VEILLEUX, Sarah	4-0	34	8.5	3-10	.300	3-8	.375	2-2	1.000	1	4	5	1.3	1	0	0	0	0	0	11	2.8
23	STRODE, Jordan	16-3	209	13.1	14-49	.286	3-7	.429	9-14	.643	10	18	28	1.8	28	0	9	11	6	4	40	2.5
22	PONGONIS, Jessica	6-1	64	10.7	3-13	.231	0-1	.000	0-0	.000	5	1	6	1.0	7	0	2	4	0	0	6	1.0
02	RULE, Mackenzie	17-0	124	7.3	5-13	.385	3-9	.333	1-2	.500	2	13	15	0.9	12	0	6	5	0	3	14	0.8
40	BELVEDERE, Candac	6-0	23	3.8	0-2	.000	0-0	.000	0-0	.000	1	2	3	0.5	3	0	0	0	0	1	0	0.0
Team											46	43	89					11				
Total.....		24	4875		526-1406	.374	84-275	.305	310-426	.728	288	591	879	36.6	418	8	285	317	93	145	1446	60.2
Opponents.....		24	4876		560-1402	.399	106-374	.283	297-416	.714	309	642	951	39.6	430	7	307	347	70	132	1523	63.5

TEAM STATISTICS	SJU	OPP
SCORING	1446	1523
Points per game	60.2	63.5
Scoring margin	-3.2	-
FIELD GOALS-ATT	526-1406	560-1402
Field goal pct	.374	.399
3 POINT FG-ATT	84-275	106-374
3-point FG pct	.305	.283
3-pt FG made per game	3.5	4.4
FREE THROWS-ATT	310-426	297-416
Free throw pct	.728	.714
F-Throws made per game	12.9	12.4
REBOUNDS	879	951
Rebounds per game	36.6	39.6
Rebounding margin	-3.0	-
ASSISTS	285	307
Assists per game	11.9	12.8
TURNOVERS	317	347
Turnovers per game	13.2	14.5
Turnover margin	+1.3	-
Assist/turnover ratio	0.9	0.9
STEALS	145	132
Steals per game	6.0	5.5
BLOCKS	93	70
Blocks per game	3.9	2.9
ATTENDANCE	10535	19264
Home games-Avg/Game	10-1054	13-1454
Neutral site-Avg/Game	-	1-362

Date	Opponent		Score	Att.
11/14/14	at Rutgers	L	52-76	1805
11/18/14	TEMPLE	Wot	78-74	1351
11-22-14	at Liberty	Lot	75-76	438
11/25/14	at DREXEL	L	63-76	607
11/29/14	vs St. Francis	W	64-42	362
11/30/14	at Seton Hall	L	60-77	502
12/4/14	LEHIGH	L	71-73	612
12/07/14	VILLANOVA	W	58-54	1531
12/9/14	at Penn	L	51-65	503
12/21/14	at Notre Dame	L	50-64	8630
12/28/14	QUINNIPIAC	L	67-69	1278
12/29/14	CSUN	W	61-54	1051
* 1/3/15	VCU	W	63-46	1143
* 01/07/15	at George Washington	L	69-83	522
* 1/10/15	MASSACHUSETTS	L	47-65	751
* 01/15/15	at Fordham	L	47-57	577
* 01/18/15	at Duquesne	L	54-63	908
* 1/24/15	ST. BONAVENTURE	W	66-48	1086
* 01/29/15	at Saint Louis	L	51-52	1517
* 1/31/15	at Davidson	W	57-52	671
* 2/4/15	LA SALLE	W	70-64	651
* 2/8/15	FORDHAM	L	47-48	1081
* 2/11/15	at Rhode Island	Lot	61-63	403
* 2/15/15	at Dayton	L	64-82	1819

* - Conference game

Score by Periods	1st	2nd	OT	Totals
Saint Joseph's	698	721	27	1446
Opponents	741	756	26	1523



2014-15 SAINT JOSEPH'S BASKETBALL NOTES - PAGE 30

RECORD:	OVERALL	HOME	AWAY	NEUTRAL
ALL GAMES	4-8	3-2	1-6	0-0
CONFERENCE	4-8	3-2	1-6	0-0
NON-CONFERENCE	0-0	0-0	0-0	0-0

#	Player	gp-gs	min	avg	Total		3-Point		F-Throw		Rebounds				pf	dq	a	to	blk	stl	pts	avg
					fg-fga	fg%	3fg-fga	3fg%	ft-fa	ft%	off	def	tot	avg								
04	CLOUD, Natasha	12-12	468	39.0	53-166	.319	11-33	.333	45-62	.726	7	56	63	5.3	22	0	82	36	5	27	162	13.5
41	FAIRBANKS, Sarah	10-10	306	30.6	48-101	.475	0-0	.000	19-23	.826	18	42	60	6.0	28	1	11	17	11	6	115	11.5
03	ANDREWS, Ciara	12-11	381	31.8	46-133	.346	2-14	.143	30-35	.857	4	36	40	3.3	36	0	15	29	1	11	124	10.3
15	FITZPATRICK, Kathlee	12-12	352	29.3	37-126	.294	21-80	.263	12-14	.857	6	20	26	2.2	22	0	12	16	0	16	107	8.9
13	ROBINSON, Ashley	9-9	262	29.1	24-48	.500	0-0	.000	27-35	.771	18	35	53	5.9	30	2	9	17	9	5	75	8.3
33	FRANKLYN, Adashia	12-2	230	19.2	18-47	.383	0-1	.000	6-19	.316	24	33	57	4.8	26	0	3	10	18	6	42	3.5
23	STRODE, Jordan	8-2	126	15.8	10-32	.313	2-5	.400	2-4	.500	8	14	22	2.8	17	0	5	3	4	3	24	3.0
32	WOODS, Chelsea	12-2	220	18.3	12-34	.353	0-0	.000	12-23	.522	27	40	67	5.6	25	1	4	7	5	7	36	3.0
02	RULE, Mackenzie	9-0	61	6.8	4-7	.571	3-6	.500	0-0	.000	0	8	8	0.9	5	0	3	3	0	1	11	1.2
40	BELVEDERE, Candac	5-0	19	3.8	0-1	.000	0-0	.000	0-0	.000	1	1	2	0.4	3	0	0	0	0	1	0	0.0
Team											19	22	41					5				
Total.....		12	2425		252-695	.363	39-139	.281	153-215	.712	132	307	439	36.6	214	4	144	143	53	83	696	58.0
Opponents.....		12	2425		261-699	.373	44-164	.268	157-222	.707	168	336	504	42.0	217	3	148	172	26	62	723	60.2

TEAM STATISTICS	SJU	OPP
SCORING	696	723
Points per game	58.0	60.2
Scoring margin	-2.2	-
FIELD GOALS-ATT	252-695	261-699
Field goal pct	.363	.373
3 POINT FG-ATT	39-139	44-164
3-point FG pct	.281	.268
3-pt FG made per game	3.3	3.7
FREE THROWS-ATT	153-215	157-222
Free throw pct	.712	.707
F-Throws made per game	12.8	13.1
REBOUNDS	439	504
Rebounds per game	36.6	42.0
Rebounding margin	-5.4	-
ASSISTS	144	148
Assists per game	12.0	12.3
TURNOVERS	143	172
Turnovers per game	11.9	14.3
Turnover margin	+2.4	-
Assist/turnover ratio	1.0	0.9
STEALS	83	62
Steals per game	6.9	5.2
BLOCKS	53	26
Blocks per game	4.4	2.2
ATTENDANCE	4712	6417
Home games-Avg/Game	5-942	7-917
Neutral site-Avg/Game	-	0-0

Date	Opponent		Score	Att.
* 1/3/15	VCU	W	63-46	1143
* 01/07/15	at George Washington	L	69-83	522
* 1/10/15	MASSACHUSETTS	L	47-65	751
* 01/15/15	at Fordham	L	47-57	577
* 01/18/15	at Duquesne	L	54-63	908
* 1/24/15	ST. BONAVENTURE	W	66-48	1086
* 01/29/15	at Saint Louis	L	51-52	1517
* 1/31/15	at Davidson	W	57-52	671
* 2/4/15	LA SALLE	W	70-64	651
* 2/8/15	FORDHAM	L	47-48	1081
* 2/11/15	at Rhode Island	Lot	61-63	403
*] 2/15/15	at Dayton	L	64-82	1819

* - Conference game

Score by Periods	1st	2nd	OT	Totals
Saint Joseph's	332	361	3	696
Opponents	329	389	5	723




2014-15 SAINT JOSEPH'S BASKETBALL NOTES - PAGE 31



#2 - Mackenzie Rule
So. • Guard • 5-6



#3 - Ciara Andrews
Jr.. • Guard • 5-9



#4 - Natasha Cloud
Sr. • Guard • 6-0



#13 - Ashley Robinson
Gr. • Forward • 6-2



#15 - Kathleen Fitzpatrick
So. • Guard • 5-9



#21 - Avery Marz
Fr. • Guard • 5-7



#23 - Jordan Strode
R-So. • Guard • 5-8



#30 - Sarah Veilleux
Fr. • Guard/Forward • 6-0




#32 - Chelsea Woods
Fr. • Guard/Forward • 6-0



#33 - Adashia Franklyn
Fr. • Forward • 6-1



#34 - Amanda Fioravanti
So. • Forward • 6-1



#40 - Candace Belvedere
Fr. • Forward • 6-2



#41 - Sarah Fairbanks
Jr. • Forward • 6-1



Cindy Griffin
Head Coach



Susan Moran
Associate Head Coach




Stephanie McCaffrey
Assistant Coach



Jada Pierce
Assistant Coach



Katie Gardler
Director of Basketball Operations



Chris Koclanes
Video Coordinator