

### 2014-15 SCHEDULE

Record: 10-12 Overall; 4-6 A-10; 1-3 Big 5

NOVEMBER		EST
Fri., 14	FAIRLEIGH DICKINSON	L 57-58
Mon., 17	at Drexel	W 52-49
Wed., 19	at #13/11 Gonzaga + (ESPNU)	L 42-94
Sat., 22	VERMONT	W 68-60
Tue., 25	LIU BROOKLYN +	W 74-70 ot
Thu., 27	vs. W. Kentucky ++ (ESPNU)	L 59-62
DECEMBER		
Wed., 3	TEMPLE ^ (CBSSN)	W 58-56
Sat., 6	at #10/9 Villanova^ (FoxSports 1)	L 46-74
Tue., 9	LOYOLA MD. (Campus Insiders)	W 68-42
Sat., 20	at Marist	W 75-58
Mon., 29	at Denver	L 73-77 ot
JANUARY		
Sat., 3	GEORGE WASHINGTON (CBSSN)	L 60-64
Wed., 7	at Duquesne	L 68-71
Sat., 10	at #20/21 VCU (CBSSN)	L 74-89
Wed., 14	FORDHAM	W 66-55
Sun., 18	at St. Bonaventure (NBCSN)	L 70-61
Wed., 21	MASSACHUSETTS (CBSSN)	W 62-56
Sat., 24	PENN (Palestra) ^	L 52-56
Tue., 27	at La Salle ^ (TCN)	L 48-53
Sat., 31	DAVIDSON (NBCSN)	W 75-70
FEBRUARY		
Tue., 3	at Saint Louis (CBSSN)	L 61-68 ot
Sat., 7	GEORGE MASON (MASN)	W 58-54
Wed., 11	RHODE ISLAND	7:00 p.m.
Sun., 15	at Fordham (NBCSN)	2:30 p.m.
Thu., 19	at Dayton (ESPNU)	6:00 p.m.
Sat., 21	ST. BONAVENTURE (TCN)	7:00 p.m.
Wed., 25	at Massachusetts (TCN)	7:00 p.m.
Sat., 28	RICHMOND (CSN)	7:00 p.m.
MARCH		
Wed., 4	LA SALLE (CBSSN)	7:00 p.m.
Sat., 7	at Rhode Island (OSN)	2:00 p.m.
Wed., 11-	Atlantic 10 Championship	
Sun., 15	(Barclays Center, Brooklyn, N.Y.)	

Home games in CAPS at Hagan Arena unless noted  
All times Eastern

+ NIT Season Tip-Off

++ NIT Season Tip-Off at Madison Square Garden

^ Big 5 game

#--/-- denotes AP/USA Today rankings

### MEDIA INFORMATION

Basketball SID: Marie Wozniak  
Office Phone: 610-660-1727  
Cell Phone: 610-999-3634  
Email: mwozniak@sju.edu  
Fax: 610-660-1724  
Press Row Phone: 610-660-2599

[www.SJUHawks.com](http://www.SJUHawks.com)

@SJUHawks

@SJUHawks\_MBB

## SAINT JOSEPH'S HAWKS (10-12; 4-6 A-10)

VS.

## RHODE ISLAND RAMS (16-5; 8-2 A-10)

Game #23 • February 11, 2015 • 7 p.m.

Hagan Arena • Philadelphia, Pa.

### GAME DAY

<b>ARENA</b>	Michael J. Hagan '85 Arena (4,200)
<b>TV</b>	None
<b>VIDEO STREAMING</b>	SJUHawks.com/A-10 Digital Network
<b>AUDIO STREAMING</b>	SJUHawks.com
<b>RADIO</b>	None
<b>SERIES RECORD</b>	Saint Joseph's leads 52-26
<b>HAWKS' NEXT GAME</b>	Feb. 15 at Fordham, 2:30 p.m., NBCSN

### GAME STORIES

- **DeAndre' Bembry** had 14 points and 11 rebounds in the 58-54 win over George Mason for his third consecutive double-double. **Aaron Brown** added 11 points as the Hawks sealed the win in the final minute of play. Eight of nine Hawks reached the scoring columns in the victory.
- **DeAndre' Bembry** leads the Atlantic 10 in scoring in both overall games with 17.7 ppg and in conference games with 19.5.
- The Hawks are 7-2 in Hagan Arena this season and own a four-game winning streak in the building.
- **Phil Martelli** owns a 182-132 record in Atlantic 10 play, which is the most conference wins for any active coach.

### HAWKS' PERSONNEL

#### 2014-15 Stats

PROBABLE STARTERS	PPG	RPG	APG	MPG	Notes
F- #43 DeAndre' Bembry	17.7	7.5	3.1	38.1	Three straight double-doubles
F- #15 Isaiah Miles	10.2	4.9	0.9	31.2	Scored 18 in UMass win
F- #34 Javon Baumann	3.9	3.7	0.7	19.6	Has 16 blocks in past 5 games
G- #2 Aaron Brown	10.4	3.9	1.0	24.3	Scored 11 pts in George Mason win
OR					
G- #25 James Demery	6.2	3.4	0.8	23.0	Had 10 pts off the bench vs. Davidson
G- #24 Chris Wilson	7.0	4.2	2.9	32.4	Grabbed career-high 10 rebs vs. Penn
OFF THE BENCH					
G- #1 Shavar Newkirk	3.6	1.9	2.7	21.6	Posted season-high 6 asts at Duquesne
F- #20 Brendan Casper	1.7	1.9	0.3	5.6	Career-high 9 pts, 9 rebounds at Villanova
F- #40 Jai Williams	1.0	0.8	0.1	6.9	Career-high 8 pts vs. George Mason
G- #0 Evan Maschmeyer	0.8	0.3	0.5	5.6	Season-high 4 pts at Villanova
F- #5 Obi Romeo	1.0	2.0	0.2	6.5	Five blocks in 4 games
G- #21 Kyle Thompson	0.8	0.5	0.2	2.0	Walk-on who has seen action in 4 games
G- #3 Mike Booth	0.0	0.5	0.0	2.0	Walk-on who has seen action in 4 games

## HAWKS' ROSTER

NO.	NAME	CL	POS	HT	WT	HOMETOWN	HIGH SCHOOL
0	Evan Maschmeyer	Sr.	G	6-3	200	Jeffersonville, Ind.	Jeffersonville
1	Shavar Newkirk	Fr.	G	5-11	170	Bronx, N.Y.	Cardinal Hayes
2	Aaron Brown	Jr.	G	6-5	225	Upper Darby, Pa.	Penn Wood
3	Mike Booth	Fr.	G	6-3	193	Thornton, Pa.	Bishop Shanahan
5	Obi Romeo	Fr.	F	6-10	230	Lewisburg, W.Va.	Greenbrier East
15	Isaiah Miles	Jr.	F	6-7	225	Baltimore, Md.	Milford Mill
20	Brendan Casper	So.	F	6-6	215	Audubon, Pa.	Methacton
21	Kyle Thompson	Fr.	G	6-2	191	Mt. Laurel, N.J.	St. Joseph's Prep
24	Chris Wilson	Sr.	G	6-3	208	Fayetteville, N.C.	Terry Sanford
25	James Demery	Fr.	F	6-6	186	Williamston, N.C.	Northside Christian Academy
34	Javon Baumann	R-So.	F	6-8	260	Solms-Oberbiel, Germany	Theodor-Heus
40	Jai Williams	R-Fr.	F	6-9	257	Philadelphia, Pa.	Phila. Electrical Tech. Charter
43	DeAndre' Bembry	So.	F	6-6	210	Charlotte, N.C.	The Patrick School (N.J.)

## Sitting out season:

12	Papa Ndao	Sr.	F	6-8	220	Dakar, Senegal	Montverde Academy (Fla.)
23	Markell Lodge	Fr.	F	6-7	203	Washington, N.C.	Pace Academy
33	Skylar Scrivano	Jr.	F	6-10	225	Doylestown, Pa.	Central Bucks East

**Head Coach:** Phil Martelli (Widener '76) - 20th year

**Assistant Coaches:** Mark Bass (Saint Joseph's '95) - 16th year; David Duda (Spring Garden '88) - 9th year;

Geoff Arnold (Saint Joseph's '86) - 7th year

**Director of Basketball Operations:** Rob Sullivan (Saint Joseph's '06)

**Student Assistant:** Kyle Molock

**Athletic Trainer:** Bill Lukasiewicz (Springfield '88)

**Co-Captains:** DeAndre' Bembry, Chris Wilson

## PRONUNCIATION GUIDE

Javon Baumann . . . . .ja-VON BOW (like now)-min  
 (James) Demery . . . . .dem-ERR-ree  
 Markell (Lodge) . . . . .mar-KELL  
 (Evan) Maschmeyer . . . mash-MY-err  
 (Papa) Ndao . . . . .now  
 Shavar (Newkirk) . . . . .shuh-VAR  
 Obi (Romeo) . . . . .OH-bee  
 Jai (Williams) . . . . .Ji (rhymes with "eye")

(Bill) Lukasiewicz . . . . .Lu-KAZ-uh-WITZ



## BROADCAST SCHEDULE

Date	Opponent	EST	TV	Radio	Digital
Nov. 14	FAIRLEIGH DICKINSON	7:00 p.m.		610 AM	A10N
Nov. 17	at Drexel	7:00 p.m.		610 AM	
Nov. 19	at Gonzaga +	11:00 p.m.	ESPNU	610 AM	WatchESPN
Nov. 22	VERMONT	7:00 p.m.		610 AM	A10N
Nov. 25	LIU +	7:00 p.m.		610 AM	A10N
Nov. 27	vs. Western Kentucky ++	6:00 p.m.			WatchESPN
Dec. 3	TEMPLE #	6:30 p.m.	CBSSN	610 AM	
Dec. 6	at Villanova #	1:00 p.m.	FS1	610 AM	FoxSportsGo
Dec. 9	LOYOLA-MD.	7:00 p.m.		610 AM	CI
Dec. 20	at Marist	7:00 p.m.		1210 AM	A10N
Dec. 29	at Denver	9:00 p.m.	ROOT	610 AM	
Jan. 3	GEORGE WASHINGTON	2:00 p.m.	CBSSN	990 AM	
Jan. 7	at Duquesne	7:00 p.m.		990 AM	A10N
Jan. 10	at VCU (CBSSN)	2:00 p.m.	CBSSN	560 AM	
Jan. 14	FORDHAM	7:00 p.m.			A10N
Jan. 18	at St. Bonaventure	2:30 p.m.	NBCSN	990 AM	LiveExtra
Jan. 21	MASSACHUSETTS	7:00 p.m.	CBSSN		
Jan. 24	PENN (Palestra) #	7:00 p.m.		560 AM	A10N
Jan. 27	at La Salle #	7:00 p.m.	TCN		A10N
Jan. 31	DAVIDSON	12:00 p.m.	NBCSN	560 AM	LiveExtra
Feb. 3	at Saint Louis	7:30 p.m.	CBSSN	990 AM	
Feb. 7	GEORGE MASON	4:00 p.m.	MASN	560 AM	A10N
Feb. 11	RHODE ISLAND	7:00 p.m.			A10N
Feb. 15	at Fordham	2:30 p.m.	NBCSN	990 AM	LiveExtra
Feb. 19	at Dayton	6:00 p.m.	ESPNU	990 AM	WatchESPN
Feb. 21	ST. BONAVENTURE	7:00 p.m.	TCN	560 AM	A10N
Feb. 25	at Massachusetts	7:00 p.m.	TCN	990 AM	A10N
Feb. 28	RICHMOND	7:00 p.m.	CSN		A10N
March 4	LA SALLE	7:00 p.m.	CBSSN		
March 7	at Rhode Island	2:00 p.m.	OSN	560 AM	OSN
March 11	Atlantic 10 Championship				
March 15	(Barclays Center, Brooklyn, N.Y.)				

CBSSN= CBS Sports Network; NBCSN= NBC Sports Network; SNY= SportsNet NY;  
 TCN= The Comcast Network; CSN= Comcast SportsNet; CSN+ Comcast SportsNet  
 and Comcast SportsNet Mid-Atlantic; MASN= Mid-Atlantic Sports Network;  
 OSN= Ocean State Networks; CI= Campus Insiders

A10N= Atlantic 10 Digital Network

Streaming audio for all games on SJUHawks.com

## SERIES HISTORY

## SAINT JOSEPH'S vs. RHODE ISLAND

**All-Time Series:** SJU 52-26

**SJU Streak:** 4 wins

**First Meeting:** 12/1/51, SJU 66-61

**Last Meeting:** 2/16/14, SJU 57-54

**Last SJU Win:** 2/16/15, 57-54

**Last URI Win:** 1/19/11, 64-59

**Coach Martelli vs. URI:** 21-12

## Last 5 Games

2/16/14	W	57-54	A
1/22/14	W	61-57	H
3/6/13	W	81-44	H
2/15/12	W	80-69	A
1/19/11	L	59-64	H

The Hawks have won four in a row vs. Rhode Island, including the last two at home...  
 SJU's last loss to the Rams was on Jan. 19, 2011 at Hagan Arena... SJU won by a four-point margin in both games last year.

## STATISTICAL COMPARISON

	Saint Joseph's	Rhode Island
Overall Record	10-12	16-5
Conference Record	4-6	8-2
Home Record	8-3	10-1
Away Record	2-8	5-2
Neutral Record	0-1	1-2
Points per Game	61.7	67.1
Opponent Points per Game	63.9	57.9
Field Goal Pct.	.407	.461
Opponent Field Goal Pct.	.432	.396
3-Pt. Field Goals Made per Game	5.0	4.2
3-Pt. Field Goal Pct.	.287	.290
Opponent 3-Pt. Field Goal Pct.	.361	.274
Free Throws Made per Game	12.1	15.1
Free Throw Pct.	.620	.635
Rebounds per Game	35.5	36.1
Opponent Rebounds per Game	34.5	31.7
Assists per Game	12.8	13.2
Turnovers per Game	12.6	14.4
Opponent Turnovers per Game	12.8	15.1
Blocks per Game	4.7	5.9



## PHIL MARTELLI

### Head Coach

The 2014-15 season marks the 20th for Phil Martelli as head coach at Saint Joseph's. During his time with the Hawks he has built a program that is consistently one of the top in the conference, a perennial post-season participant and a key player on the national scene, while earning his place among the top coaches in the school's storied history and becoming one of the more respected coaches in the game. The 2014-15 season will be his 30th year overall at SJU, which includes 10 seasons as an assistant coach.

Martelli is the Hawks' all-time leader in career victories with a mark of 372-259. He set the record with the victory over Morgan State on December 28, 2011, breaking the mark held by Bill Ferguson (309). Setting the school record for wins in a season (30) in 2004, Martelli has guided SJU to 20 or more victories eight times in the past 19 seasons, which is the most for any Hawks' coach. He is 182-132 in Atlantic 10 play, which is the most conference wins for any active coach.

He has also served the game of basketball as a Past President of the NABC's Board of Directors as well as a member of the NCAA Division I Men's Basketball Ethics Coalition.

In 2013-14, Martelli and his veteran team turned in one of the more memorable seasons in school history, adding another A-10 Championship to his résumé. The Hawks, led by seniors Langston Galloway, Halil Kanacevic and Ronald Roberts, Jr., won 20 of 26 games from mid-December and captured the school's third conference title and its first since 1997. SJU went 24-10 and reached the NCAA Tournament for the sixth time under Martelli, falling to eventual national champion Connecticut.

The 2012-13 season saw an experienced Saint Joseph's squad reach the Atlantic 10 Quarterfinals and earn a second consecutive NIT bid, for the 11th postseason berth in Martelli's career.

In 2011-12, Martelli and the Hawks became one of nine teams in the nation to win 20 games after

losing 20 the previous season, and also returned to the postseason with an NIT bid. SJU boasted a young and exciting squad and five different players received Atlantic 10 honors, the most ever for the Hawks. SJU also scored two wins over Top 25 teams (Creighton and Temple) and Martelli became SJU's all-time leader in victories.

In 2010-11, Martelli guided the youngest squad in his career, which included three freshman starters. The Hawks made an exciting late-season run, earning a berth in the A-10 Tournament with a win in the final regular-season game, and won two games in the tourney to reach the semifinals.

Martelli faced a challenge in 2009-10 with a young and inexperienced squad that went 11-20, coming off a 2008-09 season that saw the Hawks go 17-15 for his ninth consecutive winning season. Among the highlights of '08-09 was Ahmad Nivins becoming the third Hawk in six years to garner the Atlantic 10's Player of the Year Award. Nivins was also chosen by the Dallas Mavericks in the 2009 NBA Draft, becoming the third player coached by Martelli to be drafted.

The 2007-08 Hawks reached the Atlantic 10 Championship game for the third time in four years and earned the program's 19th bid to the NCAA Tournament, and Martelli's fifth. The 11th-seeded Hawks fell to sixth-seeded Oklahoma in the NCAA First Round, while ending the year at 21-13.

Martelli has been at his best when it counts the most as his 17 postseason wins (6 NCAA, 11 NIT) are the most in school history, ahead of Ramsay's 12. Martelli ranks first among Hawk coaches with a .608 postseason winning percentage (17-12) and has taken SJU to the postseason in 10 of the last 14 years, and 12 times in his 19 seasons at SJU.

Martelli turned in another top-notch coaching performance in 2005-06, as the Hawks went from a 10-12 record to win eight consecutive games to reach the Atlantic 10 championship game for the second year in a row. SJU earned its sixth consecutive postseason bid in the NIT.

In 2004-05, Martelli turned in perhaps a more remarkable coaching job than in 2003-04 when he was the consensus National Coach of the Year. Faced with the loss of two NBA first-round draft picks, Martelli guided SJU to 21 wins in the calendar year of 2005 to post a 24-12 record. Saint Joseph's posted the conference's best record (14-2), won its fifth straight regular-season title to tie the league record, earned the A-10's top seed and reached the title game. He was named the Atlantic 10 Coach of the Year for the second straight season and the fourth time in his career.

## THE MARTELLI FILE

**Career Record:** 372-259 (20 years)  
**Atlantic 10 Record:** 182-132  
**Postseason Record:** 17-12 (overall); 6-6 (NCAA Tournament)

**Birthdate:** August 31, 1954

**Hometown:** Media, Pa.

**Education:** Widener University, 1976

**Playing Career:** Widener University, 1972-76

**College Coaching Career:** Head Coach, Saint Joseph's University, July 20, 1995 to present; Assistant Coach, Saint Joseph's, 1985-86 to 1994-95.

**Family:** Wife, Judy; children - Phil, Jr., Jimmy, Elizabeth; grandchildren Philip Stephen, Marra, Avery, Brynley, and Madalyn.

**Honors:** 2004 Consensus National Coach of the Year; Atlantic 10 Coach of the Year (2005, 2004, 2001, 1997); USBWA District Coach of the Year (2004, 1997); Philadelphia Big 5 Coach of the Year (2004, 1997, 1996); Honorary Doctorates - Widener University 2004, Cabrini College 2006, Immaculata University 2010.

SJU made an exciting six-game run in the NIT, falling on a last-second shot in the championship game.

In 2003-04, Martelli guided a focused and unselfish squad that became the most compelling story in college basketball. The Hawks went undefeated in the regular season, reached the pinnacle as the top-ranked team in the nation and earned the school's first-ever number-one seed in the NCAA Tournament, while advancing to the Elite Eight. Jameer Nelson was the consensus National Player of the Year and with teammate Delonte West, were both first-round selections in the NBA Draft. SJU opened the season ranked 12th in the polls and moved up throughout the year, taking the top spot on March 8, 2004, for the first time ever, while finishing fifth in the polls, for SJU's highest final ranking since 1966.

Martelli joined with Nelson to sweep the national coach and player awards, marking one of the few times in history that the top player and coach were from the same school. He was also the Atlantic 10 Coach of the Year for the third time and a repeat winner of the Big 5 Coach of the Year award.

A 1976 graduate of Widener, Martelli began his career on Hawk Hill with SJU's 1985-86 NCAA Tournament team. After 10 years as an assistant at Saint Joseph's, Martelli was named the 14th coach in school history on July 20, 1995, and just the third non-alumnus to guide SJU.

Martelli burst onto the scene in his first season (1995-96) and took the squad to the NIT championship game. He followed that in 1996-97 with the Atlantic 10 regular season and tournament titles, along with a berth in the NCAA Sweet 16.

Prior to his arrival at SJU, Martelli spent seven years as head basketball coach at Bishop Kenrick High School and had a stint as assistant coach at Widener, helping guide the Pioneers to the 1978 NCAA Division III Final Four.

As a point guard at Widener, he was part of the NCAA Tournament teams in 1975 and 1976, and set the school's single season and career assist marks.

Martelli and his wife, Judy, a former basketball player with the national champion Immaculata College teams in the 1970s, have three children - Phil, Jr., Jimmy and Elizabeth. Phil, Jr. is an assistant basketball coach at the University of Delaware while he and Elizabeth are both Saint Joseph's graduates. The Martelli's have five young grandchildren - Philip Stephen, Marra, Avery, Brynley, and Madalyn.

## MARTELLI YEAR-BY-YEAR (20 seasons)

YEAR	OVERALL			ATLANTIC 10			POSTSEASON
	W	L	PCT	W	L	PCT	
1995-96	19	13	.594	9	7	.562	NIT Runner-up
1996-97	26	7	.788	13	3	.812 *	NCAA Sweet 16
1997-98	11	17	.393	3	13	.187	
1998-99	12	18	.400	5	11	.312	
1999-00	13	16	.448	7	9	.437	
2000-01	26	7	.788	14	2	.875	NCAA 2nd Round
2001-02	19	12	.613	12	4	.750	NIT 2nd Round
2002-03	23	7	.767	12	4	.750	NCAA 1st Round
2003-04	30	2	.937	16	0	1.000	NCAA Elite Eight
2004-05	24	12	.667	14	2	.875	NIT Runner-up
2005-06	19	14	.575	9	7	.562	NIT 2nd Round
2006-07	18	14	.562	9	7	.562	
2007-08	21	13	.617	9	7	.562	NCAA 1st Round
2008-09	17	15	.530	9	7	.562	
2009-10	11	20	.343	5	11	.312	
2010-11	11	22	.333	4	12	.250	
2011-12	20	14	.589	9	7	.562	NIT 1st Round
2012-13	18	14	.562	8	8	.500	NIT 1st Round
2013-14	24	10	.705	11	5	.687 *	NCAA 2nd Round
2014-15	10	12	.454	4	6	.400	
<b>Totals</b>	<b>372</b>	<b>259</b>	<b>.590</b>	<b>182</b>	<b>132</b>	<b>.579</b>	<b>6 NCAA, 6 NIT</b>

\* Atlantic 10 Champion



**LAST TIME OUT:** DeAndre' Bembry had 14 points and 11 rebounds, and Aaron Brown added 11 points, as Saint Joseph's held off George Mason, 58-54, at Hagan Arena. The Hawks led from the start and owned a brief 10-point lead in the second half, but couldn't put George Mason away until the final minute. After Chris Wilson hit a pair of free throws to increase the Hawks' lead to 54-48 with 26 seconds to play, George Mason answered back with a three-pointer at 12.8 seconds to cut it to 54-51. Wilson then threw a length of the court pass to a streaking Bembry, who made the layup and converted the three-point play with 11.7 seconds left. GMU hit another three at :53 seconds, but Wilson hit one more free throw at 4.9 seconds to play to seal the win for the Hawks. Saint Joseph's led from the start in the first half, and after George Mason forced a 13-13 tie at 11:23, the Hawks went on an 11-3 run to take their biggest lead, 24-15, at 7:07. The Patriots closed to, 27-23, but Jai Williams and Bembry each hit a pair of free throws to build the 31-24 halftime lead. With 13 minutes to play in the second half, GMU trailed, 39-30, but went on a 9-2 run, to cut its deficit to 41-39. Saint Joseph's then scored the next eight points, with consecutive fast break layups by Bembry and Wilson and four straight points from Brown to take their biggest lead of the game, 49-39 at 6:16. George Mason ended the scoreless streak at 5:58 and the Patriots eventually closed to 50-48 and stayed within four points of the Hawks until Wilson's free throws at :26.

**LEADER OF THE PACK:** DeAndre' Bembry leads the Hawks in scoring (17.7), rebounding (7.5) and assists (3.1), as well as steals (2.0) and minutes played (38.1). He has scored double figures in 19 consecutive games with three straight double-doubles. Bembry reached a new career-high with 27 points at St. Bonaventure, which included a career-best six three-pointers. He followed that with 25 points, eight rebounds, seven assists, three blocks and a career-high five steals in the win over Massachusetts, scored 25 points vs. Penn and had 20 at La Salle. Bembry had one of his finest games in the win over Davidson with 20 points, 17 rebounds, and seven assists, with just one turnover in 39 minutes.

**SUPER SOPH:** DeAndre' Bembry averaged 20.5 points, 12.0 rebounds, 3.5 assists and 3.0 steals to earn Big 5 Player of the Week and National Jesuit Player of the Week honors for Feb. 2. It was his second straight Big 5 honor. The sophomore had 21 points, a career-high 17 rebounds and seven assists in the Hawks' 75-70 win over Davidson. He shot 53.6 percent from the field on the week and converted 54.5 percent from three-point range. He also had 20 points and seven rebounds and tied his career-high with five steals in a loss at La Salle. After his performance vs. Davidson, Phil Martelli said, "People say he's a horse and we're riding him. He's a pack of horses, or whatever they call it - a herd. He's the whole herd... The season he's turning in is really going to end up in the annals here, not just at Saint Joseph's, but in Philadelphia."

**LINEUP CHANGE:** Phil Martelli altered the starting lineup for the first time this year against Davidson and it produced results. Aaron Brown replaced James Demery in the starting lineup and responded with a career-high 20 points on 7-for-13 shooting. The junior also connected on a pair of free throws with 20 seconds left to help seal the win. Demery came off the bench to post 10 points and five rebounds. He hit two free throws in the last 43 seconds as Davidson was closing in and grabbed the rebound on the Wildcats' last chance. The Hawks used the same starters at Saint Louis and Brown bettered his career-high with 21 points in the overtime loss. Phil Martelli said that the matchup with the opponent will dictate whether Brown or Demery starts - he went back with Demery for the George Mason game.

**MR. EVERYTHING:** On DeAndre' Bembry leading the Hawks in practically every category, Phil Martelli said, "We were asked if he's doing too

much. He better do too much." After Bembry's effort in the UMass win, Martelli said, "If DeAndre' was on a team that had 13 to 14 wins, you'd be talking about him as an All-America candidate. This is phenomenal . . . I told him that the best player in the league wins this game. And if you have to do it, you have to do it. He leads our team in scoring, rebounding, three-point percentage . . . We're walking out of a league game and he has 25 (points), 8 (rebounds), 7 (assists), and 5 (steals). There are not a lot of guys that have played in this uniform that have those kinds of numbers in a game, let alone in a league game."

**700 CLUB:** DeAndre' Bembry has already scored 802 points in his career. That's an average of 14.3 points per game.

**WHAT BROWN CAN DO FOR YOU:** Aaron Brown scored 41 points in two games as a starter, recording career-highs in both. The junior made the first start of his career against Davidson and scored a personal best 20 points in a season-best 33 minutes of action. He then bettered that career-high in the next game, scoring 21 points in 39 minutes in the overtime loss at Saint Louis. He came off the bench in the George Mason win, scoring 11 points. Brown has posted double figures 12 times this year and is the team's third leading scorer with 10.4 ppg.

**CALLING ON CHRIS:** On the day before the Fordham game, Phil Martelli held a meeting with Chris Wilson and told the senior of his expectations and said, "If we're going to turn this around, it starts with you". Wilson responded with his best game of the season and one of the best of his career. He scored a career-high 23 points, while shooting 6-for-10 from the field and 5-of-9 from three-point range. Wilson scored 11 of the Hawks' 25 first-half points and also went 6-for-6 from the foul line. The senior, who is averaging 7.4 points and 4.3 rebounds in A-10 play, had a career-high 10 rebounds vs. Penn. Wilson handed out a season-high seven assists at La Salle.

**FEAR THE 'FRO:** DeAndre' Bembry has put up impressive all-around numbers as of late, particularly in the last seven games. Since his career-high 27-point effort at St. Bonaventure, Bembry is averaging 21.6 points, 9.0 rebounds, 3.4 assists and 2.2 steals per game.

**BALANCING ACT:** The Hawks turned in a balanced scoring effort vs. George Mason with eight of nine players reaching the scoring column.

**FREE THROW WOES:** Saint Joseph's has struggled at the foul line all season (62.0 percent), and they recorded one of the lowest totals of the season with the 16-of-31 effort in the win over George Mason. Fortunately for the Hawks, Chris Wilson made 3-of-4 in the final 29 seconds to help seal the win.

**RACKING UP THE MILES:** Isaiah Miles has put up double figures in 11 games this year, while bettering his career-high in points three times. After establishing a new personal best with 20 points against Temple, he eclipsed it with 23 points in the win over Marist. And in the next game at Denver, Miles scored 24 points on 8-for-11 shooting while making 4-of-6 three pointers. Against Marist, the junior made 7-of-9 shots in the first half to score 17 points by halftime. He finished the game going 9-for-14 from the field and a career-best 4-for-7 from three-point range. To go along with his 20 points against Temple, he also grabbed nine rebounds and handed out a career-high four assists. In the opener against FDU, Miles made the first start of his career and posted his first-ever double-double with 12 points and a career-high 14 rebounds. He is the team's third leading scorer with 10.2 points per game.

**BEST OF BEMBRY:** DeAndre' Bembry is leading the Hawks and putting up the numbers worthy of national recognition. The sophomore is now averaging team-highs of 17.7 points and 7.5 rebounds. He leads the Atlantic 10 in scoring in both overall and conference games (19.5); ranks seventh in rebounding overall (7.5) and seventh in A-10 games (8.6). He also ranks 62nd in the nation in scoring. Here's a glance of some of his top games this season:

- LIU Brooklyn: Had 17 points and career-high 11 rebounds for the first double-double of his career
- Western Kentucky: Set new career-high with 23 points
- Loyola Maryland: Scored 21 points on 8-for-11 shooting
- Marist: Had 16 points, nine rebounds and seven assists
- Denver: Posted 20 points, 8 rebounds and career-high 3 blocks
- GW: Had 22 points and 8 rebounds
- Duquesne: Team-high 18 points
- VCU: Team-highs of 16 points and 8 rebounds
- St. Bonaventure: Career-high 27 points, hitting 6 three-pointers
- Massachusetts: 25 points, 8 rebounds, 7 assists, 5 steals, 3 blocks
- Penn: 25 points, 3 rebounds, 1 block
- La Salle: 20 points, 7 rebounds, tied career-high with five steals
- Davidson: 21 points, career-high 17 rebounds, 7 assists
- Saint Louis: 19 points, 12 rebounds
- George Mason, 14 points, 11 rebounds, 4 assists, 3 steals

**CONFERENCE CALL:** DeAndre' Bembry leads the A-10 with his scoring average of 19.5 points per game in conference contests. Aaron Brown is second on the team in A-10 scoring with 11.8 ppg.

**A SELECT GROUP:** DeAndre' Bembry is one of three players in the nation who lead their teams in points, rebounds, assists, and either steals or blocks. The list is as follows:

- DeAndre' Bembry, Saint Joseph's— 17.7 ppg; 7.5 rpg; 68 asts, 44 steals
- Karl Cochran, Wofford — 14.8 ppg; 5.8 rpg; 22 blocks, 71 assists, 50 steals
- Caris LeVert, Michigan — 14.9 ppg; 4.9 rpg; 67 assists, 32 steals

**BAUMANN'S BLOCKS:** Javon Baumann recorded a career-high five blocked shots against Penn and then followed that with the same number at La Salle. He has totaled 16 blocks in the past five games and owns a team-high 29 on the season, as the Hawks rank third in the A-10 and 48th nationally with 4.7 blocks per game.

**JAMES' GAME:** Freshman James Demery recorded the first double-figure game of his career as he posted 12 points on 4-for-9 shooting at Drexel. He scored double figures in back-to-back games, with 10 points at Duquesne and 11 at VCU. Demery also grabbed a career-high seven rebounds at St. Bonaventure. After starting 19 games, the freshman came off the bench against Davidson and responded with 10 points and five rebounds. He was back in the starting lineup against George Mason.

**IN GOOD COMPANY:** DeAndre' Bembry's scoring average of 17.7 already ranks as one of the best season averages in the last 12 years of SJU basketball. Here's the list of the top seven:

- Jameer Nelson, '03-04: 20.6 ppg
- Jameer Nelson, '02-03: 19.7 ppg
- Ahmad Nivins, '08-09: 19.2 ppg
- Delonte West, '03-04: 18.9 ppg
- Pat Carroll, '04-05: 18.3 ppg
- Langston Galloway, '13-14: 17.7
- DeAndre' Bembry, '14-15: 17.7 ppg

His current average is also the 10th highest in school history for a player in their second season at Saint Joseph's.

**EYE ON JAI:** Redshirt freshman Jai Williams had a career-high eight points going 3-for-4 from the field in a personal best 19 minutes in the

## HONOR ROLL

DeAndre' Bembry	Atlantic 10 Co-Player of the Week (Jan. 26)
	Big 5 Player of the Week (Feb. 2, Jan. 26)
	National Jesuit Player of the Week (Feb. 2)
	Atlantic 10 Preseason All-Conference First Team

## HAWK LEADERS

(number of games led in each category; includes shared highs)

	Points	Rebounds	Assists	Steals	Blocks
DeAndre' Bembry	15	13	9	14	8
Isaiah Miles	4	6	1	0	9
Chris Wilson	2	2	6	6	0
Aaron Brown	2	0	0	3	0
James Demery	0	1	0	3	5
Shavar Newkirk	0	0	8	4	1
Javon Baumann	0	0	0	2	9
Obi Romeo	0	1	0	0	3
Brendan Casper	0	1	0	0	1
Evan Maschmeyer	0	0	0	1	0
Jai Williams	0	0	0	0	2

## HAWK DOUBLES

	Double-Figure Points		
	'14-15	Streak	Career
DeAndre' Bembry	20	18	44
Aaron Brown	12	3	12
Isaiah Miles	11	--	14
Chris Wilson	5	--	31
James Demery	5	--	5
Javon Baumann	1	--	1

	Double-Figure Rebounds		
	'13-14	Streak	Career
DeAndre' Bembry	4	3	4
Isaiah Miles	1	--	1
Chris Wilson	1	--	1

	Double-Doubles (pts-rebs)		
	'14-15	Streak	Career
DeAndre' Bembry	4	3	4
Isaiah Miles	1	--	1

	20-plus Point Games		
	'14-15	Streak	Career
DeAndre' Bembry	10	--	11
Aaron Brown	2	--	2
Isaiah Miles	2	--	2
Chris Wilson	1	--	2

win over George Mason. Early in the season, Williams had to sit out five games after losing two teeth in the Drexel game as he caught an elbow on a dunk. He had oral surgery the next day and has played in 10 games after returning to action at Villanova.

**ON BOARD:** The Hawks have been one of the better teams in the A-10 on the glass in league games this year, but that number took a hit against George Mason when they were outrebounded, 36-28. It was the lowest number of rebounds for SJU since the Nov. 19 loss at Gonzaga (26).

**CLOSE CALLS:** Sixteen of the Hawks' 22 games have been decided by 10 points or less while Saint Joseph's is 5-6 in games that have winning margins of five points or less.

**RALLY CAPS:** Saint Joseph's rallied from a 13-point deficit at halftime against Davidson to earn the 75-70 win. It marked the largest deficit overcome this season. The Hawks scored the first 11 points of the second half, which was the first part of a 20-3 run that allowed them to take a 48-44 lead with over 12 minutes to play.

**DEE-FENSE:** Davidson came into Hagan Arena averaging 81.9 points per game and the Hawk defense held them to just 70 points. It was the Wildcats' third lowest point total of the season.

**GOING 70:** The 75 points scored against Davidson was just the fifth time this year that the Hawks eclipsed the 70-point mark.

**LOSING IT:** The Saint Louis game marked the fourth time that Saint Joseph's lost a game in which it held leads in the first half and at half-time, with all four losses coming on the road. Here's the rundown:

	Biggest Lead	Halftime Lead	Result
• Duquesne	12	2	71-68 L
• St. Bonaventure	8	1	70-61 L
• La Salle	15	9	53-49 L
• Saint Louis	13	5	68-61 L ot

**LONG TIME COMING:** The win over Fordham snapped a four-game losing streak for the Hawks. SJU went 26 days in between wins - the previous one was December 20 against Marist.

**50-50:** The loss to La Salle was the third time this year that SJU did not reach the 50-point mark.

**FOUR TO SCORE:** The Hawks had four players score double figures vs. Davidson, marking just the fourth time this season that's happened.

**ON TARGET:** The Hawks had their best shooting half of the season against UMass, when they converted 12-for-20 from the field (60 percent). SJU made 11-for-14 two-point attempts in the half, something which should have pleased **Phil Martelli**. With a poor overall three-point shooting percentage (28.7), Martelli has stressed that the Hawks need to improve their two-point percentage.

**DOUBLE VISION:** **DeAndre' Bembry** has scored double figures in 19 consecutive games, which is the longest streak of his career. He has only been held to single digits in two games - the FDU and Gonzaga losses.

**FILLING THE BOXSCORE:** **DeAndre' Bembry** has had a number of games with very complete stat lines this season. One line that stood out was from the win over UMass when he had 25 points, eight rebounds, seven assists, three blocks and five steals.

**MAKING THEM COUNT:** The Hawks have struggled from the foul line for most of the year (62.0), but have shot somewhat better later in the game, hitting 67.5 percent from the line in the final five minutes (regulation only). That late-game percentage took a hit versus George Mason, however, as the Hawks were only 6-for-13 in the final five minutes; they were 16-for-31 in the game. **Isaiah Miles** is the top Hawk from the line, converting 76.2 percent overall, followed by **Aaron Brown** at 73.9 percent.

**IRON MAN:** **DeAndre' Bembry** leads the Atlantic 10 and is ranked sixth in the nation in minutes played per game, with an average of 38.1. He's played 839 minutes out of a possible 895 this season. Bembry has played all 40 minutes in five games, and seen 133 minutes of a possible 135 in the three overtime games.

**HANDOUTS:** **Shavar Newkirk** is third on the team in assists with 2.7 per game. The freshman has come off the bench in all 21 contests, and had a high of six assists in the loss at Duquesne.

## What They're Saying about DeAndre' Bembry...

"He's a basketball player. He'll beat you every way possible. He's not a guy who's just a scorer. He's not a guy who's just a shooter. He'll bring the ball up. He'll take the ball screen. He'll come off a ball screen and pass it. He'll go the glass. He'll post up. He'll knock down a three. He'll take you off the dribble. He'll post you up and get to the foul line." - Bob McKillop, Davidson

"Obviously Bembry is a player that - a person could argue - is the best player in the league. He's very special. They keep getting better and they have a superstar in Bembry." - John Giannini, La Salle

"Really, really impressive. In my mind, if he wasn't one of the top freshmen in all of college basketball last year that would have been a crime. As he comes into his second year, I think he's one of the premiere players in our league. He's so versatile at both ends of the floor and he has such great size that the sky's really the limit." - Archie Miller, Dayton

He's terrific. Athletic, skilled, he has it all. It seems like he has a good demeanor. He can defend and doesn't take plays off. There's a reason he was selected a preseason first team all-league player." - Mark Schmidt, St. Bonaventure

"I think he's good at everything. I think he's a really high-major player and a definite NBA player. The way he goes about how he plays is tremendous. I think he's great. He might be the best player in our conference as a sophomore." - Richmond Head Coach Chris Mooney

**OUT ON THE PERIMETER:** Saint Joseph's took a season-high 29 three-point attempts at Duquesne, but only connected on seven of them (24.1 percent). At St. Bonaventure, SJU made a season-high nine three-pointers (in 21 attempts). SJU is shooting just 28.7 percent from beyond the arc this season, and 32.1 percent in A-10 games. The Hawks are averaging 16.7 attempts per game and 5.0 three-point field goals made.

**ACHIEVING A DREAM:** Former Hawk standout Langston Galloway has become the 18th player in SJU history to play in the NBA. The 2014 SJU graduate was given a 10-day contract by the New York Knicks on Jan. 7 and made his debut that night against the Washington Wizards. Galloway played 17 minutes at point guard and posted seven points and three assists without a turnover. In the first start of his career on Jan. 19, he scored 21 points to help the Knicks end their 16-game losing streak. He recently signed a contract with the Knicks for the rest of this season, and will have a partial guarantee for next year. Galloway had been the leading scorer (16.5) for the West Chester Knicks of the NBA D-League before being called up by the Knicks.

**HANDS OFF:** The Hawks have done a good job limiting their personal fouls in the past few years, and last season, ranked among the nation's leaders with 16.0 per game. They are doing the same this season, committing just 16.6 per game to rank 41st in the nation. SJU has had only 12 disqualifications this year.

**DEE-FENSE:** Saint Joseph's is allowing 61.7 points per game, which ranks sixth in the Atlantic 10. If you take out the three losses to ranked teams - Gonzaga, Villanova, VCU - the Hawks' scoring defense average would be 57.8 points per game.

**THREE'S A CROWD:** **DeAndre' Bembry** leads the Hawks in three-point field goals with 40 on the season, followed by **Isaiah Miles** with 32 and **Chris Wilson** with 22. Despite struggling from three-point range for most of the year, the Hawks had their best effort of the year at VCU when they converted 45.5 percent (5-for-11), while at Denver, SJU went 6-for-17. The Hawks have shot 40 percent or better from three-point range in just four games, with the most recent being a 40 percent effort at Saint Louis.

**BOOST FROM BRENDAN:** Sophomore walk-on **Brendan Casper** has earned a spot in the rotation, bringing an energy to the Hawks. He made his mark with his play in the loss to #10 Villanova as he registered new career-highs with nine points and nine rebounds in a personal best 20 minutes. His previous high for minutes played was seven. He followed that with six points and six rebounds against Loyola Maryland and has seen action in six of the last seven games. He has played 96 minutes in 17 games - last year he played just 15 minutes all season.

**BOOK ON BAUMANN:** **Javon Baumann** has started every game this year. The sophomore scored a career-high 11 points in the Western Kentucky game, converting 5-of-6 from the field. He currently leads the team in blocked shots with 29, while recording a career-high five each in games with Penn and La Salle.

**WEEKLY HONORS:** **DeAndre' Bembry** was named the Atlantic 10 Co-Player of the Week and the Big 5 Player of the Week for Jan. 26. The sophomore averaged 25.0 points, 5.5 rebounds, 4.5 assists, 3.0 blocks and 2.0 steals in the Hawks' 1-1 week. He filled up the boxscore in the win over UMass, posting 25 points, eight rebounds, seven assists, three blocks and a career-high five steals, and followed that with 25 points against Penn. It was the first A-10 Player of the Week honor of Bembry's career, but last year he was chosen the Rookie of the Week twice.

**DOWN TO THE WIRE:** All but six games have been decided in the final minutes, while the winning margin in 15 of the 21 games (except for Gonzaga, Villanova, Loyola, Marist, VCU, Fordham) is a combined total of 66 points, an average of 4.4 points per game. Here's the recap:

- FDU (L): FDU three-pointer with :04 left
- Drexel (W): Aaron Brown scores with 1:30 left to break a tie; Shavar Newkirk and Isaiah Miles hit late free throws
- Vermont (W): Held a five-point lead with 3 minutes to play and increased it with 4-of-4 free throws from DeAndre' Bembry
- LIU (W ot): James Demery hits a 3-pointer at :03 to send the game into overtime; Hawks score the first four points of the OT to earn the win
- Western Kentucky (L): SJU fought back from an 8-point deficit and took a brief lead with 2 minutes to play; Trailing 62-59, SJU had the ball with :04 to go but DeAndre' Bembry missed a 3-point attempt as time expired
- Temple (W): Leading 58-56, DeAndre' Bembry blocks Temple's layup attempt in the final seconds; Temple rebounds and misses the last shot
- Denver (L ot): Hawks lose late lead and Denver sends game into overtime with :42 to play. DU leads the entire extra period to earn the win
- GW (L): Hawks rally from 20 points down to close to within four at :12
- Duquesne (L): Hawks score 12 of the game's final 14 points and have an attempt at the tying shot as time expires
- Fordham (W): Leading by only two points with three minutes to play, the Hawks close out the game with a 15-6 run
- St. Bonaventure (L): Hawks trail by three with over three minutes to play, but SBU closes out the game going 10-for-10 from the foul line
- Massachusetts (W): Leading 50-49 with 4:45 to go, Hawks score nine consecutive points to build the lead and earn the win
- Penn (L): Trailing the entire second half, SJU cuts its deficit to 51-49 with 34 seconds left but Penn hits 5-of-6 free throws to seal the win
- La Salle (L): Hawks lead by one with three minutes to go but La Salle takes the lead with 1:12 to play. SJU cuts it to two with 28 seconds, but can't convert and the Explorers ice the game from the foul line
- Davidson (W): Davidson cuts SJU lead to two with :21 to play, but Hawks make 3-of-5 free throws and grab two rebounds on Davidson misses
- Saint Louis (L ot): DeAndre' Bembry scores with 5.4 seconds left and takes a charge to force overtime; SLU outscores the Hawks, 11-4 in the extra period
- George Mason (W): DeAndre' Bembry converts a three-point play at 11.9 seconds and Chris Wilson hits a free throw at 4.7 to seal the win.

**SHAVAR'S SEASON-HIGH:** Freshman **Shavar Newkirk** scored a season-high nine points in the win at Marist and then handed out a personal best six assists at Duquesne.

**BREATHING ROOM:** The Hawks posted their largest winning margin of the season (26 points) against Loyola Maryland. They followed that with a 17-point win over Marist. In both games, SJU held a 26-point lead during the game, which is the largest lead of the season.

**TOO LATE:** The Hawks put together late-game rallies in two consecutive contests (GW, Duquesne), but both fell short. Trailing by 20 points with 6:54 to play against George Washington, the Hawks closed to within four points with 12 seconds to play. The Hawks held GW without a field goal for the final 6:54, while scoring 24 points in the last 5:44 of the game. GW went 11-for-19 from the foul line to help seal the win. At Duquesne, SJU trailed by 12 points in the second half and eventually scored 12 of the game's final 14 points to pull within three. The Hawks had the ball for the game's last possession, but their last shot was partially blocked.

**WORKING OVERTIME:** Saint Joseph's is 2-1 in overtime games this season, with the most recent being the loss at Saint Louis on Feb. 3. The Hawks lost to Denver and defeated LIU Brooklyn in the NIT.

**BAND OF THIEVES:** Saint Joseph's had 13 steals against Vermont, which was the highest number of steals since it posted 15 steals in a loss at Minnesota on Dec. 12, 2009. **Javon Baumann** led the way against Vermont with a career-high four steals. **Isaiah Miles, DeAndre' Bembry** and **Shavar Newkirk** recorded three apiece as SJU forced Vermont into committing 18 turnovers.

**THAT CHAMPIONSHIP SEASON:** Saint Joseph's is the defending Atlantic 10 champion, having won the program's third title in 2014, which was its first since 1997. The Hawks went 24-10 and earned the league's automatic bid to the NCAA Tournament, where they lost in overtime to eventual national champion Connecticut.

**A-10 LEGEND:** SJU great Rodney Blake '88 has been named to the Atlantic 10 Legends Class of 2015, and will be honored on March 14 prior to the league semifinals in Brooklyn. He is the school's all-time leader with 419 career blocks, a number which still ranks among the top 20 totals in NCAA history. A three-time selection to the All-Atlantic 10 First Team, Blake was an Honorable Mention All-America by *The Sporting News*. He averaged double figures for three seasons and scored 1,679 career points to rank 13th on SJU's all-time list, while ranking 17th with 818 rebounds. Blake recorded a school-record 121 blocks as a sophomore while helping the Hawks capture the 1986 Atlantic 10 Championship.

**PLATINUM PHIL:** This is **Phil Martelli's** 20th season as Saint Joseph's head coach, and his 30th overall at the University after 10 years as an assistant. He is SJU's all-time leader in career victories with a 372-259 record and is the longest tenured current coach in the Atlantic 10. Martelli owns a 182-132 record in Atlantic 10 play, which is the most conference wins for any active coach.

**HONORING A LEGEND:** Saint Joseph's is wearing a "JR" patch on its uniforms this season to honor Hall of Fame coach Dr. Jack Ramsay, who passed away in April. "Dr. Jack" compiled a 234-72 record and guided the Hawks to five straight NCAA Tournament appearances and nine consecutive postseason bids from 1955-66. He went on to amass 864 wins in the NBA and helped the Philadelphia 76ers to the 1967 championship as general manager and coached the Portland Trailblazers to the 1977 NBA title. He was inducted into the Naismith Memorial Basketball Hall of Fame in 1992.



**FROM THE START:** James Demery became the second freshman in two years to own a spot in the starting lineup on opening day. DeAndre' Bemby started all 34 games as a freshman for the Hawks last season.

**NO SOPHOMORE JINX:** DeAndre' Bemby made a tremendous impact in his freshman year and he has fulfilled the expectations for this season. Bemby was voted onto the Preseason Atlantic 10 All-Conference First Team and is the only sophomore to earn that distinction. The 6-6 wing player averaged 12.1 points last season and shot 45.8 percent from the field en route to being named the Atlantic 10 Co-Rookie of the Year.

**RARING TO GO:** Junior Aaron Brown made his Saint Joseph's debut this year after sitting out last season due to the transfer rule. The 6-5 guard transferred to SJU from West Virginia, where he played two years for the Mountaineers. Brown, from Darby, Pa., starred locally at Penn Wood High School, where he was an All-State selection and the Player of the Year by the *Delaware County Daily Times*. He averaged 20 points per game as a senior and helped his team to the state title.

**WILLIAMS' WAIT:** Redshirt freshman Jai Williams made his debut this year after sitting out last year to develop his game. Williams, a 6-9 forward from Philadelphia Electrical and Technical Charter School, has lost close to 45 pounds since arriving at SJU in the fall of 2013, and is now down to 257 pounds.

**SIDELINED SENIOR:** Papa Ndao is sitting out this season due to undisclosed medical reasons. Ndao, originally from Dakar, Senegal, is one of three seniors on SJU's squad this year. He played in 31 games in 2013-14 for the A-10 champion Hawks, while making two starts. He has played in a total of 85 career game in three years for the Hawks, and is on track to graduate from Saint Joseph's in May with his degree in interdisciplinary health studies.

**CAPTAINS OF THE SHIP:** Senior Chris Wilson and sophomore DeAndre' Bemby were voted co-captains by their teammates. Bemby becomes the first sophomore to be chosen a captain in Phil Martelli's 20 seasons as head coach of the Hawks, and only the second in school history. The previous sophomore captain was Joe Oakes, who captained the famed "Mighty Mites" team in 1936-37.

**SIGN THEM UP:** Saint Joseph's signed two Philadelphia standouts in the early signing period in November - Chris Clover and Lamarr Kimble. Clover, a 6-4 guard from St. Joseph's Prep, scored 21.9 points per game as a junior and was an All-City First Team selection. Kimble is a 6-0 guard from Neumann-Goretti, who averaged 13.0 points last season while helping his team to its sixth consecutive Catholic League title.

**WELCOME TO HAWK HILL:** Newcomers on the squad this year are James Demery, Shavar Newkirk and Obi Romeo. Demery is a 6-6 wing from Northside Christian Academy (N.C.); Newkirk is a 5-11 point guard from Cardinal Hayes (N.Y.); and Romeo is a 6-10 forward from Greenbrier East (W. Va.). Markell Lodge, a 6-7 forward from Pace Academy (N.C.), will be sitting out this season to concentrate on academics. Also new to the program are walk-ons Mike Booth and Kyle Thompson. Booth, the grandson of former SJU head and assistant coach Harry Booth, averaged 18.0 points at Bishop Shanahan High School. Thompson was an All-Catholic League selection at St. Joseph's Prep.

**CAROLINA ON MY MIND:** The Hawks' roster features three players in the starting lineup from the state of North Carolina - Chris Wilson (Fayetteville), DeAndre' Bemby (Charlotte) and James Demery (Williamston). Markell Lodge (Washington) is the fourth player but he is

sitting out this season to concentrate on academics.

**WAITING IN THE WINGS:** Newcomer Skylar Scrivano is sitting out this season due to the transfer rule. A 6-10 forward from Doylestown, Pa., Scrivano transferred to Saint Joseph's from Rider University. He started his career at Columbia University, where he played the 2012-13 season.

**HOME SWEET HOME:** This marks the sixth season of Michael J. Hagan '85 Arena. The arena was dedicated in October 2009 after a two-year expansion and renovation of Alumni Memorial Fieldhouse, which was the home of the Hawks since 1949. Saint Joseph's owns a 50-25 record in the six seasons of Hagan Arena, but a 369-107 overall record in 64 years of Hagan Arena/Alumni Memorial Fieldhouse. SJU owns a 7-2 home record this year, counting one "home" game at The Palestra.

**NEW LOOK:** Hagan Arena has a new look this season with the addition of a new LED centerhung video display system, which was supported by alumnus Mike Hagan '85. These displays will light up the arena with their ability to highlight live video and instant replays. They can show one large image or can be divided into separate windows to show a variety of vivid graphics, colorful animations, up-to-the-minute statistics, scoring information and sponsor advertisements.

**HAWKS IN THE PROS:** Three key members of last year's championship team - Langston Galloway, Halil Kanacevic and Ronald Roberts, Jr. - are playing professionally. Galloway started out in the NBA D League and has now earned a contract with the New York Knicks. Roberts played for the Delaware 87ers and had a brief two-day call-up by the Philadelphia 76ers on Dec. 12, but then returned to Delaware. He was traded to the Santa Cruz Warriors, but has since signed to play with San Miguel Beermen of the Phillipines Basketball Association. Kanacevic is currently playing in Slovenia.

**CRADLE OF COACHES:** The Saint Joseph's coaching connection is an impressive one. A total of seven Saint Joseph's graduates have gone on to become head coaches in the NBA, and SJU is tied with Illinois for second on the list of universities with alums that have served as NBA head coaches. Indiana tops the list with 11 graduates that have coached in the league. Jim O'Brien was the most recent NBA head coach, and his final year with the Indiana Pacers was in 2010-11. Below is the list of former Hawks who have held positions as NBA head coaches:

Player (Class)	NBA Teams	W-L (yrs.)
Jack Ramsay ('49)	Phila., Buf., Port., Ind.	864-783 (21)
Jim Lynam ('63)	L.A. Clippers, Phila., Wash.	328-392 (10)
Matt Guokas ('67)	Phila., Orlando	230-305 (7)
Paul Westhead ('61)	L.A. Lakers, Chicago, Denver	183-224 (6)
Jack McKinney ('57)	L.A. Lakers, Indiana	135-205 (5)
George Senesky ('43)	Philadelphia	119-97 (3)
Jim O'Brien ('74)	Indiana, Phila., Boston	303-327 (8)

**PRESEASON PICK:** Saint Joseph's was picked to finish eighth in the Atlantic 10 Preseason Poll, as voted on by media and the league's coaches. The Hawks went 11-5 in the conference last season to finish in a tie for third place, but captured the Atlantic 10 Championship, the third in school history.

**HOLES TO FILL:** Graduation hit the Hawks hard as Saint Joseph's lost three senior starters from last year's 24-10 team. The trio of Langston Galloway, Ronald Roberts, Jr., and Halil Kanacevic combined for 1,429 points, 681 rebounds, and 243 assists in last season alone. Those three were also 1,000-point scorers in their college careers and were Atlantic 10 All-Conference performers.



**HELPING OUT:** Kyle Molock had career-ending knee surgery in February, 2014, and will serve as a student assistant this year. Molock came to SJU in August 2012, but injured the ACL of his right knee in preseason workouts. That was the third knee injury for Molock, as he previously had two knee injuries which shortened his high school career at Dublin Coffman High School in Ohio. Molock is a junior accounting major.

**KEEPING IT IN THE FAMILY:** Phil Martelli's staff consists of three former Hawk players. Assistant coach Mark Bass, now in his 16th year, was a junior on Martelli's first team in 1995-96, and as a senior, helped the Hawks reach the NIT Final in 1997. Assistant coach Geoff Arnold played for the Hawks from 1982 to 1986, and was a member of the 1986 Atlantic 10 championship team. Arnold was a member of Martelli's coaching staff for one season in 1995-96, and then returned to Hawk Hill at the start of the 2008-09 season. Director of basketball operations Rob Sullivan was a member of the 2004 Elite Eight team.

**LOOKING AHEAD:** Saint Joseph's goes on the road for two consecutive contests, meeting Fordham for the second time this season on February 15, and heading to Dayton on February 18. The Hawks' next home game is the second meeting of the year with St. Bonaventure on February 21.

**HAWKS IN THE A-10 STATS**

(thru games of Feb. 8)

	Category	All	A-10
<b>DeAndre' Bemby</b>	Scoring	1st	1st
	Rebounding	7th	7th
	Assists	12th	7th
	Steals	3rd-T	3rd
	3-Pt. Pct.	--	7th
	3-Pt. FG	13th	5th
	Blocks	9th	14th-T
	Ast/TO Ratio	13th	14th
	Def. Reb.	4th	2nd
	Minutes	1st	1st
<b>Javon Baumann</b>	Blocks	9th	7th
<b>Aaron Brown</b>	FT Pct.	--	22nd
<b>Isaiah Miles</b>	Blocks	15th	15th
	3-Pt. FG	--	13th-T
	Off. Reb.	13th	--
<b>Chris Wilson</b>	Assists	15th	8th
	Ast/TO Ratio	--	8th
<b>TEAM</b>	Category	All	A-10
	Scoring Off	13th	10th
	Scoring Def	6th	8th
	Scoring Marg	10th	10th
	FT Pct.	13th	13th
	FG Pct.	13th	9th
	FG Pct. Def	10th	7th
	3-Pt. Pct.	13th	8th
	3-Pt. Pct. Def	11th	13th
	Reb. Offense	9th	4th
	Reb. Defense	11th	8th
	Reb. Margin	7th	6th
	Blocks	3rd	3rd
	Assists	9th	4th
	Steals	9th	7th
	TO Marg	10th	9th
	Ast/TO Ratio	7th	6th
	Off. Rebs	6th	5th-T
	Def. Rebs	9th	2nd
	Def. Reb. Pct.	8th	5th
	Off. Reb. Pct.	7th	6th
	3-Pt. FG	9th	6th

**STATS BY HALF**

Points	High: 47 vs. Davidson (2nd) Low: 10 at Gonzaga (1st)
Rebounds	High: 25 vs. Davidson (2nd); at Villanova (2nd); vs. Vermont (1st) Low: 9 at Denver (2nd)
Assists	High: 10 vs. UMass (1st); at VCU (1st); at Duquesne (1st) Low: 0 at Gonzaga (1st)
FG%	High: 60.0% vs. UMass (2nd) Low: 10.7% at Gonzaga (1st)
3-pt FG%	High: 60.0% at VCU (2nd) Low: 0.0% at Villanova (2nd); at Drexel (2nd)
FT%	High: 100.0% at Saint Louis (2nd); at La Salle (1st); vs. Fordham (1st) Low: 0.0% vs. LIU Brooklyn (1st)

**INDIVIDUAL HIGHS BY HALF**

Points	17, DeAndre' Bemby vs. Penn (2nd); Isaiah Miles at Marist (1st)
Rebounds	9, DeAndre' Bemby vs. Davidson (2nd)
Assists	4, (4x) last DeAndre' Bemby vs. George Mason (1st)
Blocks	4, Javon Baumann vs. Penn (2nd)
Steals	3, (6x) last Shavar Newkirk vs. Penn (1st)
FG Made	7, DeAndre' Bemby vs. Penn (2nd), Isaiah Miles at Marist (1st), DeAndre' Bemby vs. Western Kentucky (2nd)
3-pt FG Made	3, (6x) last Isaiah Miles vs. Davidson (2nd)
FT Made	8, DeAndre' Bemby vs. Vermont (2nd)

**FREE THROW SHOOTING****Final 5:00 of game (regulation only)**

Player	FTM	FTA	Pct.
Obi Romeo	2	2	1.000
Chris Wilson	9	12	.750
Shavar Newkirk	9	12	.750
Aaron Brown	20	27	.741
DeAndre' Bemby	27	41	.658
James Demery	7	12	.583
Isaiah Miles	7	12	.583
Brendan Casper	2	4	.500
Kyle Thompson	1	2	.500
Javon Baumann	1	3	.333
<b>Total</b>	<b>85</b>	<b>126</b>	<b>.675</b>

**Final 1:00 of game (regulation only)**

Player	FTM	FTA	Pct.
Obi Romeo	2	2	1.000
Chris Wilson	7	9	.778
Shavar Newkirk	3	4	.750
Aaron Brown	4	7	.571
DeAndre' Bemby	9	18	.500
James Demery	2	4	.500
Isaiah Miles	2	4	.500
Javon Baumann	1	2	.500
Kyle Thompson	1	2	.500
Brendan Casper	0	1	.000
<b>Total</b>	<b>31</b>	<b>52</b>	<b>.596</b>

## THE LAST TIME . . .

## SAINT JOSEPH'S . . .

Won in overtime . . . . .	75-70 vs. LIU Brooklyn, 11/25/14
Lost in overtime . . . . .	77-73 at Denver, 12/29/14
Won in double overtime . . . . .	83-81 over Lafayette, 12/29/00
Lost in double overtime . . . . .	98-93 at St. Bonaventure, 2/29/12
Won in triple overtime . . . . .	92-86 over Rhode Island, 1/10/09
Played a Top 10 opponent . . . . .	74-46 loss at #10 Villanova, 12/6/14
Played a ranked opponent . . . . .	89-74 loss at #20 VCU, 1/10/15
Defeated a Top 10 opponent . . . . .	71-66 win over #8 Xavier, 3/6/08
Defeated a Top 25 opponent . . . . .	65-61 win over #23 VCU, 3/16/14
Was ranked in the Top 25 . . . . .	#5 by AP and ESPN/USA Today, 4/7/04
Won by 50 points or more . . . . .	114-63 (51 pts) over St. Bonaventure, 1/24/04
Won by 40-49 points . . . . .	82-42 (40 pts) over Penn, 1/19/08
Won by 30-39 points . . . . .	81-44 (37 pts) over Rhode Island, 3/6/13
Won by 20-29 points . . . . .	68-42 (26 pts) over Loyola Maryland, 12/9/14
Scored 100 points or more . . . . .	114-63 win over St. Bonaventure, 1/24/04
Scored less than 50 points . . . . .	53-48 loss at La Salle, 1/27/15
Shot 60 percent or better . . . . .	64.6% vs. Duquesne, 1/15/14
Shot 50-59 percent . . . . .	52.2% at Denver, 12/29/14
Shot under 30 percent . . . . .	25.9% at #13 Gonzaga, 11/19/14
Made 10 or more 3-point field goals . . . . .	15 vs. Fordham, 2/22/14
Did not make any 3-point field goals . . . . .	0 vs. Massachusetts, 2/26/09
Totaled 50 or more rebounds . . . . .	50 at St. Bonaventure, 1/14/09
Had less than 25 rebounds . . . . .	19 at La Salle, 2/16/13
Totaled 20 or more assists . . . . .	24 at Penn, 1/18/14
Had 20 or more turnovers . . . . .	20 at #20 VCU, 1/10/15
Had 15 or more steals . . . . .	15 vs. Lehigh, 12/20/09
Had 10 or more blocks . . . . .	10 at Duquesne, 1/12/13
Had 4 players in double figures . . . . .	vs. Davidson, 1/31/15
Had 5 players in double figures . . . . .	vs. #18 Connecticut, 3/20/14

## A SAINT JOSEPH'S PLAYER . . .

Scored 40 or more points . . . . .	47, Tony Costner vs. Alaska-Anchorage, 12/30/83 **
Scored 30 or more points . . . . .	31, Langston Galloway vs. Dayton, 3/14/14
Scored 25-29 points: . . . . .	25, DeAndre' Bembry vs. Penn, 1/24/15
Scored 20-24 points: . . . . .	21, Aaron Brown at Saint Louis, 2/3/15
Made 8 or more 3-point field goals: . . . . .	10, Langston Galloway vs. Fordham, 2/22/14 **
Made 10 or more free throws: . . . . .	10, Carl Jones vs. VCU, 3/15/13
Shot 100 percent from the field (min. 5 made) . . . . .	6-for-6, Ronald Roberts, Jr. vs. VCU, 3/16/14
Attempted 15 or more free throws: . . . . .	16, Ronald Roberts vs. Notre Dame, 11/16/12
Attempted 20 or more field goals: . . . . .	22, DeAndre' Bembry vs. Penn, 1/24/15
Had 10-19 rebounds: . . . . .	12, DeAndre' Bembry at Saint Louis, 2/3/15
Had 20 or more rebounds: . . . . .	20, Ahmad Nivins vs. Rhode Island, 1/10/09
Had 10 or more blocks: . . . . .	10, Dwayne Jones vs. St. Bonaventure, 3/19/05
Had 5-9 blocks: . . . . .	5, Javon Baumann at La Salle, 1/27/15
Had 5 or more steals: . . . . .	5, DeAndre' Bembry at La Salle, 1/27/15
Had 10 or more assists: . . . . .	12, Halil Kanacevic at Penn, 1/18/14
Had a double-double: . . . . .	DeAndre' Bembry vs. George Mason, 2/7/15
..... (14 pts - 11 rebs)	
Had a triple-double: . . . . .	Dwayne Jones (11 pts, 11 rebs, 10 blk)
..... vs. St. Bonaventure, 2/19/05	
Played 40 minutes (in regulation): . . . . .	DeAndre' Bembry vs. Penn, 1/24/15

## AN OPPONENT . . .

Scored less than 50 points . . . . .	42 by Loyola Maryland, 12/9/14
Scored less than 40 points . . . . .	35 by Yale, 11/12/12
Shot under 30 percent . . . . .	28.3% by Loyola Maryland, 12/9/14
Shot 60 percent or better . . . . .	60.9% by Western Kentucky, 11/12/10
Scored 100 points or more . . . . .	104 by Iona, 11/23/11

\*\* Denotes school record

## HAWKS BY THE NUMBERS

## SJU's Record in Games....

Decided by 5 points or less . . . . .	5-7
Decided by 6-10 points . . . . .	2-2
Decided by 11 points or more . . . . .	3-3
Decided in overtime . . . . .	1-1
Played during the day . . . . .	2-4
Played at night . . . . .	8-8
Televised . . . . .	4-9
Home . . . . .	8-3
Away . . . . .	2-8
Neutral . . . . .	0-1
In Overtime . . . . .	1-1
In November . . . . .	3-2
In December . . . . .	3-2
In January . . . . .	3-6
In February . . . . .	1-1
In white uniforms . . . . .	6-4
In crimson uniforms . . . . .	2-8
When winning the opening tip-off . . . . .	8-8

## SJU's Record When Scoring....

Less than 60 points . . . . .	3-6
60-69 points . . . . .	4-4
70-79 points . . . . .	3-2
80-89 points . . . . .	0-0
90-99 points . . . . .	0-0

## SJU's Record When Allowing....

Less than 60 points . . . . .	7-3
60-69 points . . . . .	1-3
70-79 points . . . . .	2-4
80-89 points . . . . .	0-1
90-100 points . . . . .	0-1

## SJU's Record When....

Leading at the half . . . . .	7-5
Trailing at the half . . . . .	2-7
Tied at the half . . . . .	1-0

## SJU's Record When Shooting...

50% or better . . . . .	1-1
Less than 50% . . . . .	9-11
Better than opponent . . . . .	7-4
Worse than opponent . . . . .	3-8

## SJU's Record When...

Outrebounding opponent . . . . .	8-6
Outrebounded by opponent . . . . .	2-6
Committing fewer TOs than opponent . . . . .	8-7
Committing more TOs than opponent . . . . .	2-5
Committing 14 or fewer TOs . . . . .	8-7
Committing 15 or more TOs . . . . .	2-5
Bembry scores double figures . . . . .	10-10
Wilson scores double figures . . . . .	3-2
Miles scores double figures . . . . .	5-6
Brown scores double figures . . . . .	5-5
Demery scores double figures . . . . .	3-2
Four players score double figures . . . . .	2-2
Five players score double figures . . . . .	0-0

## MISCELLANEOUS STATS

Largest winning margin: 26 vs. Loyola
Largest lead in a game: 26 at Marist, vs. Loyola
Largest margin of defeat: 52 at Gonzaga
Largest deficit in a game: 53 at Gonzaga
Largest deficit overcome to win: 13 vs. Davidson
Largest winning margin lost: 13 at Saint Louis

## THE HAWK

The Saint Joseph's Hawk mascot has been flapping its wings for 58 years.

One of the most famous mascots in college sports, the Hawk is best known for staying in constant motion by flapping its wings throughout every basketball game and representing the Saint Joseph's motto, "The Hawk Will Never Die".

The idea for the Hawk as a mascot was originated by Jim Brennan during the 1954-55 season. Brennan, an ex-Marine and SJU cheerleader, at first wanted to secure an actual hawk, but later switched to the costume idea. The student government raised the 120 dollars needed to buy the initial costume, which Brennan donned for three years. He made his debut as the Hawk on January 4, 1956, a 69-56 win over La Salle at the Palestra. The Hawk has not missed a men's basketball game since that first season.



In addition to the constant flapping, the Hawk is also recognized by its "flying" in figure eights around the court during timeouts. The constant motion, coupled with the scrappy play of the University's athletic teams, helped to spawn the school's familiar slogan "The Hawk Will Never Die!" A few years ago, ESPN used a "flap-o-meter" on the national telecast of a Saint Joseph's game to estimate that the Hawk flaps its wings 3,500 times during a regulation game.

The Hawk is unique because it is one of the few mascots in the nation that travels to every game, and the student who holds the position gains a tuition scholarship. The student, who is selected through an interview process during the previous spring semester, also serves as a team manager for the men's basketball team and travels with the squad.

**Brian Lafferty** becomes the 36th student to wear the wings in 2014-15. He is a senior criminal justice major from Springfield, Pa.

## ON THE AIR

**TV:** Saint Joseph's will again have a strong presence on television in 2014-15, with a total of 28 games scheduled for coverage either on television or digital networks. The Hawks will appear on national tv 13 times. (Complete schedule on page 2)

**RADIO:** The audio broadcasts of Hawks' games will be carried by either WNTP 990 AM or WFIL 560 AM for the remainder of the season with the Saint Joseph's Sports Network team of **Matt Martucci** and **Joe Lunardi** providing the play-by-play and color commentary. Martucci, a 2006 Syracuse University graduate, is in his sixth year as full-time play-by-play announcer. Lunardi, in his 25th year on the Hawks' radio broadcasts, is the associate vice president for marketing at Saint Joseph's, and is a college basketball analyst for ESPN.com with his popular "Bracketology" column. Games can also be heard via audio streaming free of charge on [www.SJUHawks.com](http://www.SJUHawks.com). WNTP 990 AM will also be the home of **Phil Martelli's** "HawkTalk" radio show, which will air on Monday evenings at 7 p.m. from Landmark Americana on 54th St. from January 5 through March 9. The show will run for 10 consecutive weeks. (Radio schedule on pg. 2)

**VIDEO STREAMING:** This season, live video broadcasts of many SJU games will be broadcast through the Atlantic 10 Digital Network. (See schedule on pg. 2)

**INTERNET:** Information for Saint Joseph's basketball is found at SJU's athletics website, [www.SJUHawks.com](http://www.SJUHawks.com) with statistics, updated game notes, and live in-game statistics for all Hawk home games, and selected road games. Through Hawks All-Access, fans can follow every home game through audio streaming as well as video streaming for non-televised games. All road games are covered with audio streaming while video streaming also available for selected ones. Video features on the team will also be available on the site.

## SAINT JOSEPH'S

The corporate title of "Saint" Joseph's University, which has been in place since Saint Joseph's was granted university status by the Commonwealth of Pennsylvania in 1979, is now the public title of the institution for all aspects of its operations.

**Official reference:** Saint Joseph's University  
Saint Joseph's

**Acceptable in headlines or informal references:**  
Saint Joseph's  
SJU  
St. Joe's

**UNACCEPTABLE:** St. Joseph's

## A-10 COACHES' CONFERENCE CALL

Every Monday the A-10 will conduct a teleconference with each of its head men's basketball coaches. Members of the media are strongly encouraged to participate in the questioning and should contact the Atlantic 10 at 757-706-3058 for the call-in number. The schedule is as follows (all times are EASTERN):

10:04 am - Derek Kellogg, Massachusetts	11:00 am - Mark Schmidt, St. Bonaventure
10:11 am - Archie Miller, Dayton	11:07 am - John Giannini, La Salle
10:18 am - Paul Hewitt, George Mason	11:14 am - Chris Mooney, Richmond
10:25 am - Shaka Smart, VCU	11:21 am - Dan Hurley, Rhode Island
10:32 am - Jim Ferry, Duquesne	11:28 am - Jim Crews, Saint Louis
10:39 am - Tom Pecora, Fordham	11:35 am - Bob McKillop, Davidson
<b>10:46 am - Phil Martelli, Saint Joseph's</b>	
10:53 am - Mike Lonergan, GW	

For articles on the Hawks, go to  
"Hawks in the News" on [SJUHawks.com](http://SJUHawks.com)

<http://tinyurl.com/HawksintheNews>

Media Guide Online at [SJUHawks.com](http://SJUHawks.com)

<http://tinyurl.com/SJUHawks2014-15>



## CAREER HIGHS

## #34 JAVON BAUMANN

PTS: 11 vs. Western Kentucky (11/27/14)  
 REB: 8 vs. FDU (11/14/14)  
 AST: 2 (4x) last at La Salle (1/27/15)  
 FGM: 5 vs. Western Kentucky (11/27/14)  
 FGA: 6 vs. Western Kentucky (11/27/14)  
 3FGM: --  
 3FGA: --  
 FTM: 2 vs. Vermont (11/22/14)  
 FTA: 4 (3x) last vs. Vermont (11/22/14)  
 BLK: 5 (2x) last at La Salle (1/27/15)  
 STL: 4 vs. Vermont (11/22/14)  
 TO: 3 vs. Vermont (11/22/14)  
 MIN: 32 vs. Western Kentucky (11/27/14)

## #43 DeANDRE' BEMBRY

PTS: 27 at St. Bonaventure (1/18/15)  
 REB: 17 vs. Davidson (1/31/15)  
 AST: 8 (3x) last vs. VCU (3/16/14)  
 FGM: 10 (2x) last vs. Penn (1/24/15)  
 FGA: 22 vs. Penn (1/24/15)  
 3FGM: 6 at St. Bonaventure (1/18/15)  
 3FGA: 10 at Duquesne (1/7/15)  
 FTM: 8 vs. Vermont (11/22/14)  
 FTA: 10 (2x) last vs. Davidson (1/31/15)  
 BLK: 3 (4x) last vs. Massachusetts (1/21/15)  
 STL: 5 (2x) last at La Salle (1/27/15)  
 TO: 6 vs. Vermont (11/22/14)  
 MIN: 45 (2x) last at Saint Louis (2/3/15)

## #3 MIKE BOOTH

PTS: --  
 REB: 1 (2x) last at Marist (12/20/14)  
 FGM: --  
 FGA: 1 at Gonzaga (11/19/14)  
 3FGM: --  
 3FGA: --  
 FTM: --  
 FTA: 2 at Villanova (12/6/14)  
 AST: --  
 BLK: --  
 STL: --  
 TO: --  
 MIN: 2 (4x) last at Marist (12/20/14)

## #2 AARON BROWN

PTS: 21 at Saint Louis (2/3/15)  
 REB: 7 (3x) last at Saint Louis (2/3/15)  
 FGM: 7 (2x) last at Saint Louis (2/3/15)  
 FGA: 16 at Saint Louis (2/3/15)  
 3FGM: 3 vs. Davidson (1/31/15)  
 3FGA: 5 vs. Davidson (1/31/15)  
 FTM: 7 vs. LIU Brooklyn (11/25/14)  
 FTA: 9 vs. LIU Brooklyn (11/25/14)  
 AST: 3 (3x) last vs. Massachusetts (1/21/15)  
 BLK: 1 (2x) last vs. Davidson (1/31/15)  
 STL: 1 (9x) last vs. Davidson (1/31/15)  
 TO: 4 (2x) last vs. George Mason (2/7/15)  
 MIN: 39 at Saint Louis (2/3/15)

## #20 BRENDAN CASPER

PTS: 9 at Villanova (12/6/14)  
 REB: 9 at Villanova (12/6/14)  
 AST: 2 at VCU (1/10/15)  
 FGM: 4 at Villanova (12/6/14)  
 FGA: 9 at Villanova (12/6/14)  
 3FGM: 1 vs. Loyola Maryland (12/9/14)  
 3FGA: 2 vs. Loyola Maryland (12/9/14)  
 FTM: 2 at Penn (1/18/14)  
 FTA: 5 at VCU (1/10/15)  
 BLK: 1 (2x) last at Villanova (12/6/14)  
 STL: 2 at Villanova (12/6/14)  
 TO: 5 at Villanova (12/6/14)  
 MIN: 20 at Villanova (12/6/14)

## #25 JAMES DEMERY

PTS: 12 at Drexel (11/17/14)  
 REB: 7 at St. Bonaventure (1/18/15)  
 FGM: 5 at Duquesne (1/7/15)  
 FGA: 9 (3x) last at Duquesne (1/7/15)  
 3FGM: 1 (3x) last at VCU (1/10/15)  
 3FGA: 3 at Duquesne (1/7/15)  
 FTM: 4 (2x) last at VCU (1/10/15)  
 FTA: 8 at VCU (1/10/15)  
 AST: 3 at Denver (12/29/14)  
 BLK: 2 at Duquesne (1/7/15)  
 STL: 2 (3x) last at Saint Louis (2/3/15)  
 TO: 5 at St. Bonaventure (1/18/15)  
 MIN: 34 (2x) last vs. Fordham (1/14/15)

## #40 EVAN MASCHMEYER

PTS: 7 vs. Binghamton (12/31/13)  
 REB: 2 (8x) last at Gonzaga (11/19/14)  
 FGM: 2 (2x) last at Villanova (12/6/14)  
 FGA: 4 (3x) last vs. Duquesne (1/15/14)  
 3FGM: 2 vs. Binghamton (12/31/13)  
 3FGA: 3 (2x) last vs. FDU (11/14/14)  
 FTM: 4 vs. Siena (11/29/13)  
 FTA: 4 (2x) last vs. Siena (11/29/13)  
 AST: 2 (5x) last vs. FDU (11/14/14)  
 BLK: --  
 STL: 1 (5x) last vs. Washington St. (12/1/13)  
 TO: 4 vs. Binghamton (12/31/13)  
 MIN: 15 (2x) last at Gonzaga (11/19/14)

## #15 ISAIAH MILES

PTS: 24 at Denver (12/29/14)  
 REB: 14 vs. FDU (11/14/14)  
 AST: 4 vs. Temple (12/3/14)  
 FGM: 9 at Marist (12/20/14)  
 FGA: 14 (3x) last at Marist (12/20/14)  
 3FGM: 4 (3x) last vs. Davidson (1/31/15)  
 3FGA: 8 at La Salle (1/27/15)  
 FTM: 8 at Loyola (12/21/13)  
 FTA: 8 at Loyola (12/21/13)  
 BLK: 2 (7x) last at Saint Louis (2/3/15)  
 STL: 3 vs. Vermont (11/22/14)  
 TO: 3 (8x) last vs. Davidson (1/31/15)  
 MIN: 41 at Denver (12/29/14)

## #1 SHAVAR NEWKIRK

PTS: 9 at Marist (12/20/14)  
 REB: 5 (2x) last vs. Temple (12/3/14)  
 FGM: 3 at Marist (12/20/14)  
 FGA: 8 (2x) last at La Salle (1/27/15)  
 3FGM: 1 (2x) last vs. George Mason (2/7/15)  
 3FGA: 3 (3x) last at La Salle (1/27/15)  
 FTM: 5 at Drexel (11/17/14)  
 FTA: 6 at Drexel (11/17/14)  
 AST: 6 at Duquesne (1/7/15)  
 BLK: 2 at Gonzaga (11/19/14)  
 STL: 3 (3x) last vs. Penn (1/24/15)  
 TO: 5 (2x) last at Denver (12/29/14)  
 MIN: 28 at Drexel (11/17/14)

## #5 OBI ROMEO

PTS: 2 vs. Western Kentucky (11/27/14)  
 REB: 5 at Gonzaga (11/19/14)  
 FGM: 1 vs. Western Kentucky (11/27/14)  
 FGA: 1 vs. Western Kentucky (11/27/14)  
 3FGM: --  
 3FGA: --  
 FTM: 2 vs. Loyola Maryland (12/9/14)  
 FTA: 2 vs. Loyola Maryland (12/9/14)  
 AST: 1 at Gonzaga (11/19/14)  
 BLK: 2 (2x) last vs. Loyola Maryland (12/9/14)  
 STL: 1 at Gonzaga (11/19/14)  
 TO: --  
 MIN: 13 at Gonzaga (11/19/14)

## #21 KYLE THOMPSON

PTS: 2 vs. Loyola Maryland (12/9/14)  
 REB: 1 (2x) last at Villanova (12/6/14)  
 FGM: 1 vs. Loyola Maryland (12/9/14)  
 FGA: 1 (2x) last vs. Loyola Maryland (12/9/14)  
 3FGM: --  
 3FGA: --  
 FTM: 1 at Marist (12/20/14)  
 FTA: 2 at Marist (12/20/14)  
 AST: 1 vs. Loyola Maryland (12/9/14)  
 BLK: --  
 STL: --  
 TO: --  
 MIN: 2 (4x) last at Marist (12/20/14)

## #40 JAI WILLIAMS

PTS: 8 vs. George Mason (2/7/15)  
 REB: 2 (2x) last vs. Massachusetts (1/21/15)  
 AST: 1 at La Salle (1/27/15)  
 FGM: 3 vs. George Mason (2/7/15)  
 FGA: 4 vs. George Mason (2/7/15)  
 3FGM: --  
 3FGA: --  
 FTM: 2 vs. George Mason (2/7/15)  
 FTA: 3 vs. George Mason (2/7/15)  
 BLK: 1 (4x) last vs. George Mason (2/7/15)  
 STL: 1 (3x) last vs. George Mason (2/7/15)  
 TO: 1 vs. La Salle (1/27/15)  
 MIN: 19 vs. George Mason (2/7/15)

## #24 CHRIS WILSON

PTS: 23 vs. Fordham (1/14/15)  
 REB: 10 vs. Penn (1/24/15)  
 FGM: 8 vs. Dayton (2/25/14)  
 FGA: 14 vs. Boston Univ. (12/29/13)  
 3FGM: 6 vs. Creighton (11/16/13)  
 3FGA: 11 vs. Creighton (11/16/13)  
 FTM: 7 at St. Bonaventure (2/29/12)  
 FTA: 8 (2x) last vs. Fordham (2/22/14)  
 AST: 9 at VCU (1/17/13)  
 BLK: 2 (2x) last at George Mason (1/11/14)  
 STL: 3 (5x) last at VCU (1/10/15)  
 TO: 6 at VCU (1/10/15)  
 MIN: 43 vs. Connecticut (3/20/14)

## SEASON HIGHS

## #34 JAVON BAUMANN

PTS: 11 vs. Western Kentucky (11/27/14)  
 REB: 8 vs. FDU (11/14/14)  
 AST: 2 (3x) last at St. Bonaventure (1/18/15)  
 FGM: 5 vs. Western Kentucky (11/27/14)  
 FGA: 6 vs. Western Kentucky (11/27/14)  
 3FGM: --  
 3FGA: --  
 FTM: 2 vs. Vermont (11/22/14)  
 FTA: 4 (3x) last vs. Vermont (11/22/14)  
 BLK: 5 (2x) last at La Salle (1/27/15)  
 STL: 4 vs. Vermont (11/22/14)  
 TO: 3 vs. Vermont (11/22/14)  
 MIN: 32 vs. Western Kentucky (11/27/14)

## #43 DeANDRE' BEMBRY

PTS: 27 at St. Bonaventure (1/18/15)  
 REB: 17 vs. Davidson (1/31/15)  
 AST: 7 (3x) last vs. Davidson (1/31/15)  
 FGM: 10 (2x) last vs. Penn (1/24/15)  
 FGA: 22 last vs. Penn (1/24/15)  
 3FGM: 6 at St. Bonaventure (1/18/15)  
 3FGA: 10 at Duquesne (1/7/15)  
 FTM: 8 vs. Vermont (11/22/14)  
 FTA: 10 (2x) last vs. Davidson (1/31/15)  
 BLK: 3 (2x) last vs. Massachusetts (1/21/15)  
 STL: 5 (2x) last at La Salle (1/27/15)  
 TO: 6 vs. Vermont (11/22/14)  
 MIN: 45 at Saint Louis (2/3/15)

## #3 MIKE BOOTH

PTS: --  
 REB: 1 (2x) last at Marist (12/20/14)  
 FGM: --  
 FGA: 1 at Gonzaga (11/19/14)  
 3FGM: --  
 3FGA: --  
 FTM: --  
 FTA: 2 at Villanova (12/6/14)  
 AST: --  
 BLK: --  
 STL: --  
 TO: --  
 MIN: 2 (4x) last at Marist (12/20/14)

## #2 AARON BROWN

PTS: 21 at Saint Louis (2/3/15)  
 REB: 7 (3x) last at Saint Louis (2/3/15)  
 FGM: 7 (2x) last at Saint Louis (2/3/15)  
 FGA: 16 at Saint Louis (2/3/15)  
 3FGM: 3 vs. Davidson (1/31/15)  
 3FGA: 5 vs. Davidson (1/31/15)  
 FTM: 7 vs. LIU Brooklyn (11/25/14)  
 FTA: 9 vs. LIU Brooklyn (11/25/14)  
 AST: 3 (3x) last vs. Massachusetts (1/21/15)  
 BLK: 1 (2x) last vs. Davidson (1/31/15)  
 STL: 1 (9x) last vs. Davidson (1/31/15)  
 TO: 4 (2x) last vs. George Mason (2/7/15)  
 MIN: 39 at Saint Louis (2/3/15)

## #20 BRENDAN CASPER

PTS: 9 at Villanova (12/6/14)  
 REB: 9 at Villanova (12/6/14)  
 AST: 2 at VCU (1/10/15)  
 FGM: 4 at Villanova (12/6/14)  
 FGA: 9 at Villanova (12/6/14)  
 3FGM: 1 vs. Loyola Maryland (12/9/14)  
 3FGA: 5 at VCU (1/10/15)  
 FTM: 2 at Penn (1/18/14)  
 FTA: 2 (5x) last vs. Loyola Maryland (12/9/14)  
 BLK: 1 (2x) last at Villanova (12/6/14)  
 STL: 2 at Villanova (12/6/14)  
 TO: 5 at Villanova (12/6/14)  
 MIN: 20 at Villanova (12/6/14)

## #25 JAMES DEMERY

PTS: 12 at Drexel (11/17/14)  
 REB: 7 at St. Bonaventure (1/18/15)  
 FGM: 5 at Duquesne (1/7/15)  
 FGA: 9 (3x) last at Duquesne (1/7/15)  
 3FGM: 1 (3x) last at VCU (1/10/15)  
 3FGA: 3 at Duquesne (1/7/15)  
 FTM: 4 (2x) last at VCU (1/10/15)  
 FTA: 8 at VCU (1/10/15)  
 AST: 3 at Denver (12/29/14)  
 BLK: 2 at Duquesne (1/7/15)  
 STL: 2 (3x) last at Saint Louis (2/3/15)  
 TO: 5 at St. Bonaventure (1/18/15)  
 MIN: 34 (2x) last vs. Fordham (1/14/15)

## #40 EVAN MASCHMEYER

PTS: 4 at Villanova (12/6/14)  
 REB: 2 (2x) last at Gonzaga (11/19/14)  
 AST: 2 (2x) last at Duquesne (1/7/15)  
 FGM: 2 at Villanova (12/6/14)  
 FGA: 3 (4x) last at Duquesne (1/7/15)  
 3FGM: 1 vs. FDU (11/14/14)  
 3FGA: 3 vs. FDU (11/14/14)  
 FTM: 1 at Denver (12/29/14)  
 FTA: 2 at Denver (12/29/14)  
 BLK: --  
 STL: --  
 TO: 2 (2x) last at Villanova (12/6/14)  
 MIN: 15 at Gonzaga (11/19/14)

## #15 ISAIAH MILES

PTS: 24 at Denver (12/29/14)  
 REB: 14 vs. FDU (11/14/14)  
 AST: 4 vs. Temple (12/3/14)  
 FGM: 9 at Marist (12/20/14)  
 FGA: 14 (3x) last at Marist (12/20/14)  
 3FGM: 4 (3x) last vs. Davidson (1/31/15)  
 3FGA: 8 at La Salle (1/27/15)  
 FTM: 5 (2x) last at VCU (1/10/15)  
 FTA: 7 vs. Temple (12/3/14)  
 BLK: 2 (4x) last at Saint Louis (2/3/15)  
 STL: 3 vs. Vermont (11/22/14)  
 TO: 3 (6x) last vs. Davidson (1/31/15)  
 MIN: 41 at Denver (12/29/14)

## #1 SHAVAR NEWKIRK

PTS: 9 at Marist (12/20/14)  
 REB: 5 (2x) last vs. Temple (12/3/14)  
 FGM: 3 at Marist (12/20/14)  
 FGA: 8 (2x) last at La Salle (1/27/15)  
 3FGM: 1 (2x) last vs. George Mason (2/7/15)  
 3FGA: 3 (3x) last at La Salle (1/27/15)  
 FTM: 5 at Drexel (11/17/14)  
 FTA: 6 at Drexel (11/17/14)  
 AST: 6 at Duquesne (1/7/15)  
 BLK: 2 at Gonzaga (11/19/14)  
 STL: 3 (3x) last vs. Penn (1/24/15)  
 TO: 5 (2x) last at Denver (12/29/14)  
 MIN: 28 at Drexel (11/17/14)

## #5 OBI ROMEO

PTS: 2 vs. Western Kentucky (11/27/14)  
 REB: 5 at Gonzaga (11/19/14)  
 FGM: 1 vs. Western Kentucky (11/27/14)  
 FGA: 1 vs. Western Kentucky (11/27/14)  
 3FGM: --  
 3FGA: --  
 FTM: 2 vs. Loyola Maryland (12/9/14)  
 FTA: 2 vs. Loyola Maryland (12/9/14)  
 AST: 1 at Gonzaga (11/19/14)  
 BLK: 2 (2x) last vs. Loyola Maryland (12/9/14)  
 STL: 1 at Gonzaga (11/19/14)  
 TO: --  
 MIN: 13 at Gonzaga (11/19/14)

## #21 KYLE THOMPSON

PTS: 2 vs. Loyola Maryland (12/9/14)  
 REB: 1 (2x) last at Villanova (12/6/14)  
 FGM: 1 vs. Loyola Maryland (12/9/14)  
 FGA: 1 (2x) last vs. Loyola Maryland (12/9/14)  
 3FGM: --  
 3FGA: --  
 FTM: 1 at Marist (12/20/14)  
 FTA: 2 at Marist (12/20/14)  
 AST: 1 vs. Loyola Maryland (12/9/14)  
 BLK: --  
 STL: --  
 TO: --  
 MIN: 2 (4x) last at Marist (12/20/14)

## #40 JAI WILLIAMS

PTS: 8 vs. George Mason (2/7/15)  
 REB: 2 (2x) last vs. Massachusetts (1/21/15)  
 AST: 1 at La Salle (1/27/15)  
 FGM: 3 vs. George Mason (2/7/15)  
 FGA: 4 vs. George Mason (2/7/15)  
 3FGM: --  
 3FGA: --  
 FTM: 2 vs. George Mason (2/7/15)  
 FTA: 3 vs. George Mason (2/7/15)  
 BLK: 1 (4x) last vs. George Mason (2/7/15)  
 STL: 1 (3x) last vs. George Mason (2/7/15)  
 TO: 1 vs. La Salle (1/27/15)  
 MIN: 19 vs. George Mason (2/7/15)

## #24 CHRIS WILSON

PTS: 23 vs. Fordham (1/14/15)  
 REB: 10 vs. Penn (1/24/15)  
 AST: 7 at La Salle (1/27/15)  
 FGM: 7 vs. George Washington (1/3/15)  
 FGA: 13 vs. FDU (11/14/14)  
 3FGM: 5 vs. Fordham (1/14/15)  
 3FGA: 9 (2x) last vs. Fordham (1/14/15)  
 FTM: 6 vs. Fordham (1/14/15)  
 FTA: 6 vs. Fordham (1/14/15)  
 BLK: 1 at La Salle (1/27/15)  
 STL: 3 at VCU (1/10/15)  
 TO: 6 at VCU (1/10/15)  
 MIN: 39 vs. FDU (11/14/14)

## GAME RECAPS

**Game 1: November 14, 2014 - Hagan Arena**  
**FDU 58 - SJU 57**

The Hawks suffered just their second loss in 10 season openers as FDU hit a three-pointer with 3.3 seconds to play to gain the 58-57 win. The Hawks had taken a 57-53 lead with 1:13 remaining after back-to-back three-pointers from **DeAndre' Bembry** and **Chris Wilson**. FDU answered with a layup with 50 seconds to play and then rebounded a Hawks' miss on the next possession. FDU inbounded with :09 to play after a Saint Joseph's foul and **Mustaafa Jones**, a Philadelphia native, hit the gamewinner from the right side. **Isaiah Miles** made the first start of his career and had his first career double-double with 12 points and a personal best 14 rebounds. Wilson added 12 points as the only other Hawk in double figures. **Aaron Brown** scored nine points in his SJU debut while **Javon Baumann** grabbed a career-high eight rebounds. FDU held a 28-25 lead at halftime and by as much as 34-28 two minutes into the second half. A dunk by Bembry started a 9-3 run for the Hawks, with four points from Brown, as SJU opened its biggest lead of the second half, 44-39, with 6:47 remaining. FDU pulled within 46-45, but Miles countered with a three-point play to up the Hawks' lead to 49-45. Despite another layup by Brown, FDU would tie the score, 51-51, with 2:32 to play. The Hawks committed 16 turnovers in the game.

Fairleigh Dickinson (1-0)

##	Player	fg	fga	3-pt	fga	ft	fta	rebounds		pf	tp	a	to	blk	s	min
								of	de							
20	HARRIS, Xavier	f	3	7	0	0	0	1	2	3	4	6	1	2	0	16
35	STOKES, Darius	f	3	4	0	0	1	2	2	4	5	7	0	1	0	26
03	MacDONALD, Matt	g	4	14	2	6	2	2	3	5	8	2	12	0	0	36
22	ANDERSON, Dariang	g	3	9	2	3	2	3	1	4	5	1	10	4	0	33
24	JONES, Mustafa	g	5	12	2	7	1	2	0	0	0	2	13	0	0	30
02	NIX, Malachi	g	1	4	0	0	2	4	0	0	0	0	4	0	0	20
05	POTTS Jr, Earl	g	1	2	0	1	0	0	1	2	3	2	0	0	0	11
15	TOWNES, Marques	g	2	4	0	2	0	0	0	3	3	0	4	1	0	37
21	MANN, Myles	g	0	0	0	0	0	0	0	0	0	0	0	0	0	1
TEAM																
Totals.....		22	56	6	19	8	13	11	17	28	17	58	14	7	0	10 200

TOTAL FG% 1st Half: 10-25 40.0% 2nd Half: 12-31 38.7% Game: 39.3% DEADBALL  
 3-Pt. FG% 1st Half: 2-9 22.2% 2nd Half: 4-13 30.8% Game: 31.6% REBOUNDS  
 F Throw % 1st Half: 6-9 66.7% 2nd Half: 2-4 50.0% Game: 61.5% 3

Saint Joseph's (0-1)

##	Player	fg	fga	3-pt	fga	ft	fta	rebounds		pf	tp	a	to	blk	s	min
								of	de							
15	MILES, Isaiah	f	5	14	1	4	1	1	8	6	14	3	12	3	2	1 0 33
25	DEMERY, James	f	3	8	0	0	1	2	0	1	1	2	3	0	0	10
43	BEMBRY, DeAndre'	f	3	10	1	3	1	2	0	1	4	5	3	8	4	2 0 2 37
34	BAUMANN, Javon	c	2	4	0	0	1	4	7	1	8	1	5	1	0	3 0 19
24	WILSON, Chris	g	5	13	2	7	0	0	0	6	6	1	12	2	3	0 2 39
00	MASCHMEYER, E	g	1	3	1	3	0	0	0	2	2	0	3	2	2	0 0 12
01	NEWKIRK, Shavar	g	2	4	0	2	1	1	0	5	5	4	5	4	2	0 0 21
02	BROWN, Aaron	g	3	6	0	1	3	4	2	0	2	0	9	0	2	1 0 29
TEAM																
Totals.....		22	55	5	20	8	14	18	26	44	14	57	16	16	5	4 200

TOTAL FG% 1st Half: 10-29 34.5% 2nd Half: 12-26 46.2% Game: 40.0% DEADBALL  
 3-Pt. FG% 1st Half: 2-9 22.2% 2nd Half: 3-11 27.3% Game: 25.0% REBOUNDS  
 F Throw % 1st Half: 3-7 42.9% 2nd Half: 5-7 71.4% Game: 57.1% 3

Officials: Tony Crisp, Kenneth Turner, Gene Steratore  
 Technical fouls: Fairleigh Dickinson-HARRIS, Xavier. Saint Joseph's-MILES, Isaiah.  
 Attendance: 4200

Score by Periods 1st 2nd Total  
 Fairleigh Dickinson 28 30 58  
 Saint Joseph's 25 32 57

**Game 2: November 17, 2014 - Daskalakis Center - Philadelphia, Pa.**  
**SJU 52 - Drexel 49**

**Aaron Brown** hit a driving layup with 1:30 to play to break a 47-47 tie, and **Isaiah Miles** and **Shavar Newkirk** hit late free throws to help Saint Joseph's defeat Drexel, 52-49, at the Daskalakis Center. **DeAndre' Bembry** had 13 points and eight rebounds for the Hawks, while freshman **James Demery** scored 12 for the first double-figure game of his career and Brown scored 11 points off the bench. The Hawks trailed at halftime, 25-24, and by as much as 36-29 with over 12 minutes to play in the second half. But SJU used its fullcourt press to up the tempo and force a few Drexel turnovers and limit the Dragons without a point for four minutes. A jumper by Newkirk started a 12-0 run by the Hawks, which included four points from Demery, to give SJU a 41-36 lead with 8:48 remaining. With SJU leading 45-40 after a layup by Brown, Drexel went on a 7-2 spurt to tie the game at 47-47 with 3:01 to play. Newkirk rebounded a Drexel miss and Brown drove to put the Hawks up for good, 49-47, at 1:30. Miles made 1-of-2 free throws but Drexel's Damion Lee hit a pair from the line to pull the home team within, 50-49, with 16 seconds to play. Newkirk connected on both free throws at :11 and Drexel missed its last attempt as time expired.

Saint Joseph's (1-1)

##	Player	fg	fga	3-pt	fga	ft	fta	rebounds		pf	tp	a	to	blk	s	min
								of	de							
15	MILES, Isaiah	f	1	9	0	4	3	4	3	5	8	3	5	0	1	0 2 34
25	DEMERY, James	f	4	9	0	0	4	7	3	1	4	1	12	0	3	1 2 26
43	BEMBRY, DeAndre'	f	5	13	1	5	2	3	6	8	2	13	3	2	3	39
34	BAUMANN, Javon	c	2	3	0	0	0	2	0	2	4	4	0	2	0	2 16
24	WILSON, Chris	g	0	2	0	2	0	1	1	2	3	2	0	1	1	0 29
00	MASCHMEYER, E	g	0	0	0	0	0	0	0	0	0	0	0	0	0	1
01	NEWKIRK, Shavar	g	1	5	0	0	5	6	0	3	3	1	7	2	2	1 1 25

02 BROWN, Aaron	5	10	0	0	1	1	1	3	4	2	11	0	1	0	0	28
40 WILLIAMS, Jai	0	0	0	0	0	0	0	0	0	1	0	0	0	0	0	2
TEAM																
Totals.....	18	51	1	11	15	22	13	25	38	16	52	6	13	4	10	200

TOTAL FG% 1st Half: 9-27 33.3% 2nd Half: 9-24 37.5% Game: 35.3% DEADBALL  
 3-Pt. FG% 1st Half: 1-8 12.5% 2nd Half: 0-3 0.0% Game: 9.1% REBOUNDS  
 F Throw % 1st Half: 5-6 83.3% 2nd Half: 10-16 62.5% Game: 68.2% 2

Drexel (0-2)

##	Player	fg	fga	3-pt	fga	ft	fta	rebounds		pf	tp	a	to	blk	s	min
								of	de							
11	Allen, Tavon	f	1	8	1	5	0	0	0	4	4	2	3	2	6	0 1 33
15	Bah, Mohamed	f	3	6	0	0	0	0	2	2	4	4	6	0	1	27
24	Williams, Rodney	f	3	9	0	0	0	0	0	8	8	2	6	2	3	0 38
13	London, Rashann	g	3	9	0	0	0	0	0	2	2	2	6	2	2	0 33
14	Lee, Damion	g	6	18	2	7	9	9	1	6	7	3	23	1	1	0 37
00	Derboghosian, S	g	1	1	0	0	1	2	2	1	3	3	0	0	0	0 16
01	Wilson, Freddie	g	1	2	0	0	0	0	0	1	1	3	2	1	1	0 0 16
TEAM																
Totals.....		18	53	3	12	10	11	10	25	35	19	49	8	14	3	3 200

TOTAL FG% 1st Half: 11-26 42.3% 2nd Half: 7-27 25.9% Game: 34.0% DEADBALL  
 3-Pt. FG% 1st Half: 3-6 50.0% 2nd Half: 0-6 0.0% Game: 25.0% REBOUNDS  
 F Throw % 1st Half: 0-0 0.0% 2nd Half: 10-11 90.9% Game: 90.9% 1

Officials: Brian O'Connell, Gary Prager, Pat Driscoll  
 Attendance: 2,509

Score by Periods 1st 2nd Total  
 Saint Joseph's 24 28 52  
 Drexel 25 24 49

**Game 3: November 19, 2014 - McCarthy Center - Spokane, Wash.**  
**#13/11 Gonzaga 94 - SJU 42**

The opened play in the 2014 NIT Season Tip-Off with a 94-42 defeat at 13th-ranked Gonzaga at the McCarthy Athletic Center. Junior **Aaron Brown** led the Hawks with a season-high 14 points. Gonzaga scored the first eight points of the game and made its first eight field goal attempts and held the Hawks to 2-of-10 from the floor en route to a 16-2 advantage at the 15:02 mark. After a three-pointer by **Chris Wilson** made it 16-5, the Bulldogs reeled off 12 straight, keeping the Hawks off the scoreboard for a six-and-a-half-minute stretch. Saint Joseph's cut the deficit to 31-10 on a free throw by **Javon Baumann** with 6:23 to go in the half, but Gonzaga scored the final 17 points of the period to take a 48-10 margin into halftime. The Bulldogs extended the run to 29-1 to start the second half, leading 60-11 with 17:46 to go. The 52-point margin of defeat was the largest in school history, and the Hawks' 42 points scored was their lowest total since a 56-39 loss at Villanova on February 6, 2007.

Saint Joseph's (1-2)

##	Player	fg	fga	3-pt	fga	ft	fta	rebounds		pf	tp	a	to	blk	s	min
								of	de							
15	MILES, Isaiah	f	0	5	0	3	2	2	0	2	2	3	2	0	0	2 1 24
25	DEMERY, James	f	3	8	0	1	2	2	2	0	2	2	8	0	2	0 2 19
34	BAUMANN, Javon	f	0	3	0	0	1	2	2	0	2	2	1	0	1	0 0 19
43	BEMBRY, DeAndre'	f	2	13	0	3	1	4	2	3	5	1	5	2	2	0 31
24	WILSON, Chris	g	3	7	1	3	0	1	1	0	1	3	7	0	2	0 29
00	MASCHMEYER, E	g	0	3	0	2	0	0	0	2	2	0	0	0	1	0 15
01	NEWKIRK, Shavar	g	1	7	0	3	0	0	0	1	1	0	2	1	1	0 22
02	BROWN, Aaron	g	5	8	1	2	3	4	0	1	1	3	14	0	0	1 17
03	BOOTH, Mike	g	0	1	0	0	0	0	0	0	0	0	0	0	0	0 2
05	ROMEO, Obi	g	0	0	0	0	0	0	1	2	3	0	0	1	0	2 13
20	CASPER, Brendan	g	1	3	0	1	1	2	0	1	1	1	3	0	0	1 7
21	THOMPSON, Kyle	g	0	0	0	0	0	0	0	1	1	0	0	0	0	0 2
TEAM																
Totals.....		15	58	2	18	10	17	10	16	26	15	42	4	9	7	8 200

TOTAL FG% 1st Half: 3-28 10.7% 2nd Half: 12-30 40.0% Game: 25.9% DEADBALL  
 3-Pt. FG% 1st Half: 1-10 10.0% 2nd Half: 1-8 12.5% Game: 11.1% REBOUNDS  
 F Throw % 1st Half: 3-7 42.9% 2nd Half: 7-10 70.0% Game: 58.8% 2

Gonzaga (3-0)

##	Player	fg	fga	3-pt	fga	ft	fta	rebounds		pf	tp	a	to	blk	s	min
								of	de							
33	WILTIER, Kyle	f	1	6	1	3	4	6	2	1	3	3	7	1	0	1 0 15
24	KARNOWSKI, P	c	5	11	0	0	1	3	1	7	8	2	11	1	3	0 0 20
04	PANGOS, Kevin	g	3	4	0	1	0	0	0	5	5	0	6	6	0	1 1

## GAME RECAPS

## Game 4: November 22, 2014 - Hagan Arena

## SJU 68 - Vermont 60

**DeAndre' Bembry** scored 22 points to lead Saint Joseph's over Vermont, 68-60, at Hagan Arena. Bembry tied his career-high in both points and rebounds with nine, while **Isaiah Miles** had 15 points. **Aaron Brown** added 13 points for his third straight game in double figures. Vermont took the early lead, 11-1, on the Hawks in the first three minutes of the game. The Hawks fought back, going on a 16-5 run as Bembry and Wilson combined to score 11 points. Bembry had a dunk and a layup and then threaded a fast break pass to **Chris Wilson**, who converted the layup to give SJU its first lead of the game, 17-16, with 9:28 remaining. The Hawks maintained the lead the rest of the way, holding a 32-26 margin at halftime as they forced 10 Vermont turnovers in the half, while outrebounding the visitors, 25-16. The Hawks came out firing in the second half, and a Bembry three-pointer started a 7-0 run, as SJU forced four straight Vermont turnovers. A **Javon Baumann** layup with the pass from Bembry and a jumper by Miles gave the Hawks a 39-26 lead. Vermont broke its four-minute scoreless streak at 15:10 on a three-pointer. But another Bembry three-pointer pushed the Hawks' lead to 42-29. A pair of free throws by Bembry gave SJU its biggest lead of the game, 46-32. Vermont scored six straight to cut SJU's lead to 51-45 at 8:48, but Saint Joseph's answered with five points from Miles to increase its margin back to 10, 56-46. The Catamounts made one more push, coming to within 61-56 with 3:23 left, but Bembry went 4-for-4 from the foul line to go up by 66-56 with 2:08 remaining.

## Vermont (2-2)

##	Player	fg	fga	3-pt	ft	fta	rebounds	of	de	tot	pf	tp	a	to	blk	s	min	
05	HAROLD, Hector	f	4	9	2	4	0	0	0	1	4	5	4	10	2	0	1	29
32	O'DAY, Ethan	f	5	8	0	0	0	0	0	1	1	2	10	1	1	2	0	29
15	KILPATRICK, B	g	2	6	0	1	1	3	0	1	1	0	5	2	3	0	0	20
20	DUNCAN, Ernie	g	1	1	1	1	0	0	0	1	1	2	3	1	3	0	0	10
24	WILLS, Dre	g	3	6	0	1	2	3	3	3	6	3	8	3	1	0	0	31
00	HATTON, Brandon		0	1	0	1	0	0	0	1	1	0	0	0	0	0	0	8
02	BELL-HAYNES, Trae		4	8	0	1	0	0	1	2	3	3	8	4	4	0	1	18
03	PIERSON, Ryan		0	1	0	0	2	2	0	2	2	1	2	0	1	0	0	6
14	WARD, Cam		1	3	1	3	0	0	0	0	0	1	3	1	2	0	0	15
25	URQUHART, Drew		1	4	0	1	3	4	0	3	3	2	5	0	0	1	0	11
34	STEIDL, Kurt		2	6	2	5	0	0	0	5	5	2	6	1	1	0	1	23
TEAM							2	3	5									
Totals.....			23	53	6	18	8	12	7	26	33	20	60	13	18	3	3	200

TOTAL FG% 1st Half: 9-24 37.5% 2nd Half: 14-29 48.3% Game: 43.4% DEADBALL  
3-Pt. FG% 1st Half: 3-7 42.9% 2nd Half: 3-11 27.3% Game: 33.3% REBOUNDS  
F Throw % 1st Half: 5-7 71.4% 2nd Half: 3-5 60.0% Game: 66.7% 3

## Saint Joseph's (2-2)

##	Player	fg	fga	3-pt	fga	ft	fta	rebounds										tp	a	to	blk	s	min
15	MILES, Isaiah	f	6	11	3	7	0	0	2	1	3	3	15	0	2	1	3	34					
25	DEMERY, James	f	0	3	0	0	4	6	4	2	6	0	4	0	1	1	0	25					
43	BEMBRY, DeAndre'	f	6	14	2	5	8	10	1	8	9	3	22	4	6	0	3	39					
34	BAUMANN, Javon	c	2	3	0	0	2	4	2	4	6	4	6	2	3	1	4	25					
24	WILSON, Chris	g	2	7	1	3	0	0	1	0	1	3	5	5	1	0	0	28					
01	NEWKIRK, Shavar	1	5	0	0	1	3	0	3	3	1	3	3	2	0	0	3	27					
02	BROWN, Aaron	4	11	0	0	5	6	1	4	5	1	13	0	0	0	0	2	22					
TEAM																							
Totals.....		21	54	6	15	20	29	13	24	37	15	68	14	15	3	13	200						

TOTAL FG% 1st Half: 11-32 34.4% 2nd Half: 10-22 45.5% Game: 38.9% DEADBALL  
3-Pt. FG% 1st Half: 3-9 33.3% 2nd Half: 3-6 50.0% Game: 40.0% REBOUNDS  
F Throw % 1st Half: 7-13 53.8% 2nd Half: 13-16 81.3% Game: 69.0% 3

Officials: Paul Faia, Dan Anderson, John Gwynn  
Technical fouls: Vermont-None. Saint Joseph's-None.  
Attendance: 3,851

Score by Periods	1st	2nd	Total
Vermont	26	34	60
Saint Joseph's	32	36	68

## Game 5: November 25, 2014 - Hagan Arena

## SJU 74 - LIU Brooklyn 70 (OT)

Freshman **James Demery** hit a three-pointer to send the game into overtime and Saint Joseph's scored the first four points of the extra period as the Hawks defeated LIU Brooklyn, 74-70, in the NIT Season Tip-Off at Hagan Arena. **DeAndre' Bembry** led Saint Joseph's with 17 points and a career-high 11 rebounds for his first-ever double-double. Demery took a pass from Bembry on the left wing and connected on the first three-pointer of his career with :03 remaining to knot the score at 67-67. LIU had taken the 67-64 lead with 10 seconds to play on a pair of free throws. **Aaron Brown** and **Isaiah Miles** scored the first four points for SJU in the overtime, and LIU answered back with a three-pointer at 1:30, to cut the lead to 71-70. But Bembry made one free throw and Brown connected on a pair to seal the win for the Hawks. Brown scored a career-high 15 points for SJU while **Chris Wilson** tallied 13 points and Demery finished with 11. Wilson got the Hawks off to a quick start, making his first three three-pointers, to give SJU a 9-3 lead. He would combine with Bembry to score the Hawks' first 17 points of the game as they held a 17-16 lead at the 11:54 mark. With LIU leading, 20-19, SJU went on a 10-2 run to take a 29-22 lead with under five minutes to play and then hold a 35-29 edge at halftime. The Hawks built up their largest lead of the game, 41-31, just four minutes into the second half. Trailing 49-42 with 10:48, the Blackbirds chipped away at the margin and came within 59-57 on a three-pointer with 4:41 to play. LIU Brooklyn tied the contest, 61-61, and went ahead, 63-62, with 1:26 to play. Demery hit two free throws at 1:06 to give the Hawks a 64-63 lead and after LIU went ahead, hit the game-tying three-pointer.

## LIU Brooklyn (0-2)

#	Player		tot-fg		3-pt		rebounds											min
			fg	fga	fg	fga	fta	of	de	tot	pf	tp	a	to	blk	s		
01	ATTERBERRY, L	f	1	5	0	3	0	0	6	6	1	2	0	2	1	2	29	
15	ZANNA, Nura	f	6	9	0	0	2	3	4	4	8	5	14	0	1	0	1	31
04	MARTIN, Gerrell	g	1	5	0	1	0	0	0	2	2	0	2	0	0	0	1	20
10	FRIDRIKSSON, E	g	4	9	2	4	2	2	0	1	1	2	12	2	1	0	1	27
24	HERMANNSSON, S	g	4	12	0	2	0	0	0	3	3	4	8	5	3	0	0	36
00	WOODS, Trevin	g	3	5	1	1	0	0	5	3	8	4	7	0	1	2	0	22
03	FLEMING, Iverson		4	7	3	4	3	4	0	1	1	1	14	1	1	0	3	20
05	WOODS, Trevon		0	1	0	1	0	0	0	1	1	0	0	0	0	0	0	2
11	HERNANDEZ, Joel		4	9	1	3	1	2	2	3	5	2	10	2	2	1	0	29
12	HOOD, Jamil		0	1	0	0	1	2	0	0	0	2	1	0	1	0	0	9
TEAM																		
Totals.....			27	63	7	19	9	13	13	25	38	21	70	10	12	4	8	225

TOTAL FG% 1st Half: 13-28 46.4% 2nd Half: 13-29 44.8% Game: 42.9% DEADBALL  
3-Pt. FG% 1st Half: 1-7 14.3% 2nd Half: 5-10 50.0% Game: 36.8% REBOUNDS  
F Throw % 1st Half: 2-3 66.7% 2nd Half: 7-10 70.0% Game: 69.2% 4

## Saint Joseph's (3-2)

##	Player	fg	fga	3-pt	fg	fga	ft	fta	rebounds	of	de	tot	pf	tp	a	to	blk	s	min
15	MILES, Isaiah	f	4	11	0	2	0	1	0	3	3	4	8	0	2	2	0	0	27
25	DEMERY, James	f	4	7	1	2	2	2	4	1	5	0	11	1	1	1	0	30	
43	BEMBRY, DeAndre'	c	7	17	2	8	1	3	2	9	11	3	17	5	4	1	0	44	
34	BAUMANN, Javon	c	3	5	0	0	0	2	2	3	5	3	6	0	0	0	0	28	
24	WILSON, Chris	g	5	12	3	9	0	2	2	5	7	1	13	4	1	0	1	42	
00	MASCHMEYER, E		0	0	0	0	0	0	0	0	0	0	0	1	0	0	0	1	
01	NEWKIRK, Shavar		0	3	0	1	2	2	0	0	0	2	2	3	0	1	1	17	
02	BROWN, Aaron		4	9	0	1	7	9	4	3	7	2	15	3	2	1	1	33	
20	CASPER, Brendan		1	1	0	0	0	0	1	0	1	0	2	0	0	0	0	3	
TEAM									1	1	2								
Totals.....			28	65	6	23	12	21	16	25	41	15	74	17	10	6	3	225	

TOTAL FG% 1st Half: 15-30 50.0% 2nd Half: 11-29 37.9% Game: 43.1% DEADBALL  
3-Pt. FG% 1st Half: 5-14 35.7% 2nd Half: 1-6 16.7% Game: 26.1% REBOUNDS  
F Throw % 1st Half: 0-0 0.0% 2nd Half: 9-15 60.0% Game: 57.1% 3

Officials: Pat Driscoll, Sean Casady, Evon Burroughs  
Technical fouls: LIU Brooklyn-None. Saint Joseph's-None.  
Attendance: 3,243

Score by Periods	1st	2nd	OT	Total
LIU Brooklyn	29	38	3	70
Saint Joseph's	35	32	7	74

## Game 6: November 27, 2014 - Madison Square Garden - New York, N.Y.

## NIT Season Tip-Off

## Western Kentucky 62 - SJU 59

**DeAndre' Bembry** notched a career-high 23 points, but Saint Joseph's fell to Western Kentucky, 62-59, at Madison Square Garden on Thanksgiving night in the NIT Season Tip-Off. Bembry shot 10-for-20 from the field, and scored 16 in the second half for Saint Joseph's, while **Javon Baumann** added a career-high 11 points. With SJU trailing 46-40 at the 11:48 mark, Bembry would score 10 of the Hawks' next 12 points. His steal and dunk with over six minutes to play gave SJU their first tie of the half, 50-50, and he gave the Hawks their first lead since the early part of the first half, 54-52, with 2:46 remaining. Western Kentucky regained the lead and went up 58-54 on a tip-in at :51. WKU then took a 60-56 lead with a pair of free throws with 14.5 seconds to play. **Aaron Brown** hit a three-pointer with 6.3 seconds left to pull the Hawks within 60-59 before two free throws put the Hilltoppers up three with 5.4 seconds left. Bembry had a chance to send the game to overtime, but his three-point attempt at the buzzer was off the mark. In the first half, WKU held an 18-17 lead and then used an 8-2 run to go up 26-19. The Hilltoppers took their biggest lead of the half, 31-22, with 1:25 to play. A layup by Baumann cut the Hawk deficit to 31-24 at halftime.

## Western Kentucky (2-3)

##	Player	fg	fga	3-pt	ft	fta	rebounds	of	de	tot	pf	tp	a	to	blk	s	min	
03	JACKSON, TRENCY	f	5	10	1	4	0	0	1	3	4	2	11	3	2	0	3	34
44	FANT, GEORGE	f	6	11	0	0	5	6	11	4	15	3	17	3	6	0	0	33
14	LAWSON, BEN	c	4	6	0	0	0	0	1	2	3	3	8	1	3	1	0	25
51	HARRISON-DOCKS	g	5	15	2	11	0	0	0	2	2	2	12	2	1	0	1	40
52	PRICE, T.J.	g	1	8	0	5	4	4	1	3	4	4	6	4	1	0	0	24
00	SPREWELL, AYINDE	0	0	1	0	0	0	0	0	0	0	0	0	0	1	0	2	
02	CLAYTON, DJ	0	0	0	0	0	0	0	1	1	0	0	0	0	1	0	8	
20	ROSTOV, ALEKSEJ	1	1	0	0	0	1	0	0	0	3	2	0	1	0	0	6	
21	SNIPES, NIGEL	0	3	0	2	0	0	0	0	0	2	0	0	0	0	0	1	12
23	JOHNSON, JUSTIN	2	2	0	0	0	1	2	1	3	0	4	0	0	0	0	8	
33	MARBERRY, ROB	1	1	0	0	0	0	0	1	1	1	2	0	0	0	0	8	
TEAM																		
Totals.....		25	58	3	22	9	12	17	23	40	20	62	13	16	1	5	200	

TOTAL FG% 1st Half: 14-29 48.3% 2nd Half: 11-29 37.9% Game: 43.1% DEADBALL  
3-Pt. FG% 1st Half: 2-10 20.0% 2nd Half: 1-12 8.3% Game: 13.6% REBOUNDS  
F Throw % 1st Half: 1-4 25.0% 2nd Half: 8-8 100% Game: 75.0% 1

## Saint Joseph's (3-3)

##	Player	fg	fga	3-pt	ft	fta	rebounds				of	de	tot	pf	tp	a	to	blk	s	min
15	MILES, Isaiah	f	3	11	2	7	1	3	4	4	8	5	9	1	3	1	0	0	28	
43	BEMBRY, DeAndre'	f	10	20	1	4	2	5	1	2	3	1	23	1	0	0	4	40		
24	BAUMANN, Javon	c	5	6	0	0	1	2	2	2	4	3	11	1	1	0	0	32		
34	WILSON, Chris	c	0	2	0	1	0	0	0	2	2	1	0	2	3	0	1	18		
25	DEMERY, James	g	2	4	1	2	1	3	1	3	4	0	6	2	3	1	0	34		
00	SCHMEYER, E	g	0	0	0	0	0	0	0	0	0	0	0	0	0	0	0	3		
01	NEWKIRK, Shavar		1	4	0	0	1	2	0	2	2	1	3	3	5	0	0	25		
02	BROWN, Aaron		2	5	1	1	0	0	0	0	0	4	5	2	0	0	1	15		



## GAME RECAPS

05 ROMEO, Obi	1	1	0	0	0	0	2	1	3	0	2	0	0	0	0	2
20 CASPER, Brendan	0	1	0	1	0	0	0	0	0	0	0	0	0	0	0	3
TEAM							3	2	5							
Totals.....	24	54	5	16	6	15	13	18	31	15	59	12	15	3	6	200

TOTAL FG% 1st Half: 10-27 37.0%	2nd Half: 14-27 51.9%	Game: 44.4%	DEADB
3-Pt. FG% 1st Half: 3-6 50.0%	2nd Half: 2-10 20.0%	Game: 31.3%	REBOUNDS
F Throw % 1st Half: 1-6 16.7%	2nd Half: 5-9 55.6%	Game: 40.0%	3

Officials: Jeff Anderson, Lamar Simpson, Paul Szelc  
 Technical fouls: Western Kentucky-None. Saint Joseph's-None.  
 Attendance: 1,266

Score by Periods	1st	2nd	Total
Western Kentucky	31	31	62
Saint Joseph's	24	35	59

## Game 7: December 3, 2014 - Hagan Arena

## SJU 58 - Temple 56

Isaiah Miles scored a career-high 20 points and grabbed nine rebounds as Saint Joseph's held off Temple, 58-56, in Big 5 action at Hagan Arena. The game came down to the final play, with Temple inbound the ball with 11.7 seconds to go. The Owls' Will Cummings drove to the basket but SJU's **DeAndre' Bembry** made a game-saving block. Quenton DeCosey grabbed the rebound but his last-second attempt was off the mark. Miles shot 7-for-14 from the field and added four assists for Saint Joseph's, while Bembry finished with 11 points, going 5-for-6 from the line, and grabbing seven rebounds. The Hawks held a 51-42 lead with 8:44 remaining, but went cold from the floor. SJU would go without a field goal the rest of the way, but converted 7-for-8 from the foul line to preserve the win. During that stretch, Temple came within 57-56 with 30 seconds to play on a layup by Josh Brown. The Hawks turned the ball over on their next possession, but an offensive foul by Temple gave the ball back to SJU. Miles made 1-of-2 free throws with 11.7 seconds to go to provide the winning margin.

Temple (4-3, 1-1 Big 5)

##	Player	fg	fga	3-pt	fga	ft	fta	rebounds	of	de	tot	pf	tp	a	to	blk	s	min
10	WILLIAMS, Mark	f	2	5	1	2	0	2	1	1	2	3	5	0	3	1	0	16
23	WATSON, D	f	1	2	0	0	0	2	0	0	0	2	2	0	0	2	0	17
02	CUMMINGS, Will	g	3	15	1	5	6	6	2	3	5	0	13	4	2	0	2	40
04	DINGLE, Daniel	g	2	8	0	3	0	0	1	3	4	5	4	2	1	1	0	28
25	DECOSSEY, Quentong	g	7	11	3	5	5	6	2	3	5	3	22	4	4	1	0	37
00	ENECHIONYA, Obi	g	2	2	0	0	0	0	2	2	4	1	4	0	1	1	2	20
01	BROWN, Josh	g	3	5	0	1	0	0	2	7	9	1	6	3	2	0	1	25
15	BOND, Jaylen	g	0	1	0	1	0	0	0	1	1	5	0	1	0	0	0	17
TEAM									1	1	2					1		
Totals.....			20	49	5	17	11	16	11	21	32	20	56	14	14	6	5	200

TOTAL FG% 1st Half: 7-21 33.3%	2nd Half: 13-28 46.4%	Game: 40.8%	DEADB
3-Pt. FG% 1st Half: 3-7 42.9%	2nd Half: 2-10 20.0%	Game: 29.4%	REBOUNDS
F Throw % 1st Half: 5-10 50.0%	2nd Half: 6-6 100%	Game: 68.8%	4

Saint Joseph's (4-3, 1-0 Big 5)

##	Player	fg	fga	3-pt	fg	fga	fta	rebounds	of	de	tot	pf	tp	a	to	blk	s	min
15	MILES, Isaiah	f	7	14	1	4	5	7	5	4	9	3	20	4	3	1	0	33
43	BEMBRY, DeAndre'	f	3	15	0	6	5	6	2	5	7	2	11	2	1	2	2	40
34	BAUMANN, Javon	c	2	3	0	0	0	0	2	0	2	5	4	0	1	0	0	22
24	WILSON, Chris	g	2	9	1	5	2	2	0	3	3	0	7	3	2	0	2	39
25	DEMERY, James	g	3	6	0	0	1	2	2	0	2	2	7	0	1	0	0	27
01	NEWKIRK, Shavar		1	2	0	0	0	0	0	5	5	1	2	2	0	0	1	14
02	BROWN, Aaron		2	7	0	0	3	4	0	1	1	2	7	0	1	0	0	25
TEAM									3	2	5							
Totals.....			20	56	2	15	16	21	14	20	34	15	58	11	9	3	5	200

TOTAL FG% 1st Half: 14-32 43.8%	2nd Half: 6-24 25.0%	Game: 35.7%	DEADB
3-Pt. FG% 1st Half: 1-9 16.7%	2nd Half: 1-9 11.1%	Game: 13.3%	REBOUNDS
F Throw % 1st Half: 5-8 62.5%	2nd Half: 11-13 84.6%	Game: 76.2%	5

Officials: Karl Hess, John Gaffney, Jeffrey Anderson  
 Technical fouls: Temple-None. Saint Joseph's-None.  
 Attendance: 4,200

Score by Periods	1st	2nd	Total
Temple	22	34	56
Saint Joseph's	34	24	58

## Game 8: December 6, 2014 - The Pavilion - Villanova, Pa.

## #10/9 Villanova 74 - SJU 46

Villanova scored the first eight points of the game and never looked back as the 10th-ranked Wildcats handed Saint Joseph's a 74-46 defeat in a Big 5 game at The Pavilion. **DeAndre' Bembry** was the lone Hawk in double figures with 13 points as SJU evened its record to 4-4 and 1-1 in the Big 5. Sophomore walk-on **Brendan Casper** hit new career-highs with nine points and nine rebounds in a personal best 20 minutes played. Villanova jumped out to a 17-2 lead in the first six minutes as the Hawks made just 1-of-5 from the field and committed three of their season-high 21 turnovers. The Wildcats took a 31-11 lead at the 8:24 mark, but the Hawks started scoring, and went on a 9-1 run, with four points from Bembry and a basket by Casper. Casper picked up a steal and Bembry scored on a short jumper to cut the Hawks' deficit to 32-20 at 5:19. Villanova, however, closed out the half on a 12-4 run to take a 44-24 lead at halftime. Villanova made eight three-pointers in the first half, while the Hawks managed just 1-for-6 from behind the arc. Villanova shot 42.3 percent from the field in the second half, and Saint Joseph's hit just 9-of-34 from the field. The Wildcats took their biggest lead, 59-28, with 9:31 to play.

Saint Joseph's (4-4, 1-1 Big 5)

##	Player	fg	fga	3-pt	fg	fga	ft	fta	of	de	tot	pf	tp	a	to	blk	s	min
15	MILES, Isaiah	f	0	2	0	1	0	0	0	2	2	5	0	0	2	0	0	9
34	BAUMANN, Javon	f	0	1	0	0	1	2	0	0	0	4	1	0	0	1	0	9
43	BEMBRY, DeAndre'	f	5	15	0	2	3	5	0	3	3	0	13	1	2	0	4	34
24	WILSON, Chris	g	3	6	1	3	2	3	2	2	4	0	9	3	1	0	0	30
25	DEMERY, James	g	1	9	0	1	1	4	1	2	3	1	3	0	3	1	0	21
00	MASCHMEYER, E	g	2	0	0	0	0	1	0	1	0	4	0	2	0	0	5	
01	NEWKIRK, Shavar	g	0	8	0	2	0	0	1	3	4	2	0	3	3	0	0	26
02	BROWN, Aaron	g	3	5	0	0	1	2	1	6	7	3	7	1	3	0	0	24
03	BOOTH, Mike	g	0	0	0	0	0	2	1	0	1	0	0	0	0	0	0	2
05	ROMEO, Obi	g	0	0	0	0	0	1	0	1	1	0	0	0	0	1	0	7
20	CASPER, Brendan	g	4	9	0	1	1	2	3	6	9	2	9	1	5	1	2	20
21	THOMPSON, Kyle	g	0	1	0	0	0	0	0	0	0	0	0	0	0	0	0	2
40	WILLIAMS, Jai	g	0	1	0	0	0	0	0	1	1	2	0	0	0	0	0	11
TEAM									3	3	6							
Totals.....			18	59	1	10	9	21	13	29	42	19	46	9	21	4	6	200

TOTAL FG% 1st Half: 9-25 36.0%	2nd Half: 9-34 26.5%	Game: 30.5%	DEADB
3-Pt. FG% 1st Half: 1-6 16.7%	2nd Half: 0-4 0.0%	Game: 10.0%	REBOUNDS
F Throw % 1st Half: 5-9 55.6%	2nd Half: 4-12 33.3%	Game: 42.9%	9

Villanova (8-0, 2-0 Big 5)

		tot-fg		3-pt		rebounds												
##	Player	f	fg	f	fga	f	fta	of	de	tot	pf	tp	a	to	blk	s	min	
22	PINKSTON, J	f	1	8	0	1	5	7	2	2	4	2	7	0	2	1	0	29
23	OCHEFU, Daniel	f	3	3	0	0	0	3	1	4	5	4	6	0	3	0	2	14
04	HILLIARD, Darrun	g	5	11	1	5	0	0	0	4	4	0	11	4	0	2	2	26
15	ARCIDIACONO, R	g	1	5	0	1	0	0	0	3	3	2	2	4	0	0	3	21
31	ENNIS, Dylan	g	2	7	2	4	2	4	1	3	4	2	8	4	2	0	1	23
00	LOWE, Henry	g	0	1	0	1	0	0	0	0	0	0	0	0	0	0	3	3
02	JENKINS, Kris	g	3	6	2	5	0	0	1	1	2	0	8	0	3	1	4	21
03	HART, Josh	g	3	5	2	2	4	6	2	6	8	2	12	0	2	0	1	24
05	BOOTH, Phil	g	4	7	1	3	2	2	0	3	3	3	11	2	1	0	0	17
14	REYNOLDS, Darryl	g	3	4	0	0	0	2	1	3	4	3	6	1	2	2	0	17
20	FARRELL, Patrick	g	1	1	1	1	0	0	0	1	1	0	3	0	0	0	0	3
52	RAFFERTY, Kevin	g	0	0	0	0	0	0	0	0	0	0	0	0	0	0	0	2
TEAM									1	2	3							
Totals.....			26	58	9	23	13	24	9	32	41	18	74	15	15	6	13	200

TOTAL FG% 1st Half: 15-32 46.9%	2nd Half: 11-26 42.3%	Game: 44.8%	DEADB
3-Pt. FG% 1st Half: 8-15 53.3%	2nd Half: 1-8 12.5%	Game: 39.1%	REBOUNDS
F Throw % 1st Half: 6-9 66.7%	2nd Half: 7-15 46.7%	Game: 54.2%	4

Officials: Mike Roberts, Brian O'Connell, Earl Walton  
 Technical fouls: Saint Joseph's-None. Villanova-None.  
 Attendance: 6,500

Score by Periods	1st	2nd	Total
Saint Joseph's	24	22	46
Villanova	44	30	74

## Game 9: December 9, 2014 - Hagan Arena

## SJU 68 - Loyola Maryland 42

**DeAndre' Bembry** scored a game-high 21 points on 8-for-11 shooting to lead Saint Joseph's to a 68-42 win over Loyola Maryland at Hagan Arena. Bembry also grabbed a team-high seven rebounds and had two blocks for Saint Joseph's while **Chris Wilson** scored 13 points and handed out four assists. The Hawks struggled offensively and trailed for most of the first half, but outscored Loyola, 17-6, in the final six minutes to take a 28-24 lead at halftime. They took their first lead, 21-20, on a layup by Bembry with 1:48 to go. The sophomore scored nine points in a three-minute span, closing it out with a three-pointer as time expired. SJU stayed on track after halftime and opened the half with a 16-2 run to take a 44-26 lead with 14:44 remaining. Saint Joseph's took its biggest lead of the game, 57-31, with 8:42 to go and maintained a 20-plus point margin the rest of the way. The Hawks converted a season-best 53.8 percent from the field in the second half, after going just 9-for-23 from the field in the first half. It was Saint Joseph's largest winning margin of the year, as six of the Hawks' games have been decided by 10 points or less. Loyola owned a 16-7 lead in the early going as the Hawks missed nine of their first 10 shots.

Loyola (3-6)

##		Player	fg	fga	3-pt	rebounds										tp	a	to	blk	s	min		
			f	g	f	g	f	t	a	d	e	t	p	f	t	a	t	p	a	t	b	s	m
13		RASSMAN, Franz	f	0	6	0	2	2	2	2	2	4	2	2	1	1	1	0	23				
22		GREGORY, Cam	f	7	9	0	0	0	2	4	4	8	3	14	0	1	0	1	30				
02		WALKER, Andre	g	4	10	2	4	2	3	0	2	2	4	12	0	1	0	0	23				
05		LASTER, Eric	g	1	9	0	2	0	0	1	3	4	2	2	0	2	0	2	24				
23		HUBBARD, Tyler	g	0	7	0	4	0	0	0	1	1	1	0	1	1	0	0	19				
01		GORSKI, Nick	g	1	2	0	1	1	1	0	1	1	1	3	0	1	1	0	18				
04		MANCINI, Stefano	g	0	1	0	1	0	0	0	0	0	1	0	0	0	0	2					
10		BRITO, Denzel	g	1	2	0	1	0	0	0	2	2	0	2	0	2	0	0	18				
11		TUOHY, Sean Jr.	g	0	1	0	1	0	0	0	0	0	0	0	0	0	0	5					
15		BISHOP, Colton	g	0	1	0	0	2	2	0	1	1	4	2	0	0	0	0	18				
20		STAUBI, Matt	g	0	0	0	0	0	0	0	0	0	0	0	0	0	0	1					
35		BARNARD, C	g	1	5	0	0	3	6	1	3	4	2	5	0	0	0	17					
42		FORNEY, Josh	g	0	0	0	0	0	2	0	1	1	0	0	0	0	0	2					
TEAM										3	1	4											
Totals.....				15	53	2	16	10	18	11	21	32	20	42	2	9	2	4	200				

## GAME RECAPS

24 WILSON, Chris	g	4	10	1	4	4	4	1	3	4	1	13	4	1	0	1	30
25 DEMERY, James	g	3	7	0	0	1	3	3	3	6	2	7	1	0	0	1	22
00 MASCHMEYER, E		0	0	0	0	0	0	0	0	0	0	0	0	0	0	0	6
01 NEWKIRK, Shavar		1	3	0	2	3	4	0	1	1	2	5	2	1	0	3	26
02 BROWN, Aaron		0	3	0	0	1	2	0	4	4	5	1	0	0	0	0	14
03 BOOTH, Mike		0	0	0	0	0	0	0	0	1	0	0	0	0	0	0	2
05 ROMEO, Obi		0	0	0	0	2	2	0	1	1	1	2	0	0	2	0	4
20 CASPER, Brendan		2	4	1	2	1	2	0	6	6	1	6	1	0	0	0	9
21 THOMPSON, Kyle		1	1	0	0	0	0	0	0	0	0	2	1	0	0	0	2
40 WILLIAMS, Jai		0	0	0	0	0	0	0	2	2	0	0	0	0	0	1	5
TEAM									1	1							
Totals.....		23	49	5	13	17	25	7	31	38	17	68	11	8	5	7	200

TOTAL FG% 1st Half: 9-23 39.1% 2nd Half: 14-26 53.8% Game: 46.9% DEADBALL  
 3-Pt. FG% 1st Half: 2-5 40.0% 2nd Half: 3-8 37.5% Game: 38.5% REBOUNDS  
 F Throw % 1st Half: 8-10 80.0% 2nd Half: 9-15 60.0% Game: 68.0% 7

Officials: Bryan Kersey, Jerry Heater, Evon Burroughs  
 Technical fouls: Loyola-None. Saint Joseph's-None.  
 Attendance: 3,743

Score by Periods	1st	2nd	Total
Loyola	24	18	42
Saint Joseph's	28	40	68

### Game 10 : December 20, 2014 - McCann Arena SIU 75 - Marist 58

Junior **Isaiah Miles** scored a career-high 23 points and **DeAndre' Bembry** added 16 points, nine rebounds and seven assists as Saint Joseph's cruised to a 75-58 win over Marist at McCann Arena. Miles scored 17 of his game-high total in the first half, hitting seven of his nine attempts from the field, including 3-of-5 from three-point range. **Aaron Brown** also added 10 points off the bench on 4-of-6 from the field. Saint Joseph's never trailed and ran out to a 13-4 lead on a jumper by Miles at the 15:02 mark of the first half. After the Red Foxes got within six, Miles keyed a 13-0 Saint Joseph's run with a pair of threes, and a layup by Brown pushed the margin to 26-7 with 9:37 remaining. After Marist got within 17, the Hawks scored nine consecutive points, seven of them from Miles, to take a commanding 35-9 lead with 5:26 on the clock. The Red Foxes ripped off eight straight points of their own and finished the half on a 13-2 run, but SJU entered halftime with a 37-22 lead on a season-best 55.6% shooting in the frame. The Hawks actually shot better from the field in the second half, hitting 56.5% from the field, to salt away the win, but it was Marist that came out of the locker room with the advantage, cutting the SJU lead to single digits at 45-36 on a layup with 14:44 to play. The lead fluctuated between 15 and 19 points over the final eight and a half minutes of the game before settling at 17.

Saint Joseph's (6-4)

##	Player		tot-fg		3-pt		rebounds											min
			fg	fga	fg	fga	ft	fta	of	de	tot	pf	tp	a	to	blk	s	
15	MILES, Isaiah	f	9	14	4	7	1	2	0	3	3	3	23	0	2	2	1	34
34	BAUMANN, Javon	f	1	1	0	0	1	2	1	3	4	3	3	0	1	1	2	23
43	BEMBRY, DeAndre'	f	5	10	2	4	4	5	1	8	9	3	16	7	3	0	2	38
24	WILSON, Chris	g	4	8	1	4	0	0	0	2	2	3	9	2	1	0	1	35
25	DEMERY, James	g	1	1	0	0	0	0	2	0	2	4	2	0	0	0	0	12
00	MASCHMEYER, E		0	1	0	1	0	0	0	0	0	1	0	1	0	0	0	6
01	NEWKIRK, Shavar		3	7	0	2	3	4	0	1	1	1	9	3	0	0	0	24
02	BROWN, Aaron		4	6	0	0	2	4	2	3	5	2	10	1	4	0	0	19
03	BOOTH, Mike		0	0	0	0	0	0	0	1	1	0	0	0	0	0	0	2
20	CASPER, Brendan		1	2	0	0	0	0	0	1	1	0	2	0	0	0	0	3
21	THOMPSON, Kyle		0	0	0	0	1	2	1	0	1	0	1	0	0	0	0	2
40	WILLIAMS, Jai		0	0	0	0	0	0	0	0	0	1	0	0	0	0	0	2
TEAM																		
Totals.....			28	50	7	18	12	19	7	22	29	21	75	14	11	3	6	200

TOTAL FG% 1st Half: 15-27 55.6% 2nd Half: 13-23 56.5% Game: 56.0% DEADBALL  
 3-Pt. FG% 1st Half: 5-13 38.5% 2nd Half: 2-5 40.0% Game: 38.9% REBOUNDS  
 F Throw % 1st Half: 2-4 50.0% 2nd Half: 10-15 66.7% Game: 63.2% 2

Marist (1-10)

##		Player	fg	fga	3-pt	ft	fta	rebounds				pf	tp	a	to	blk	s	min	
			f	g	f	g	f	g	of	de	tot								
24		Thomas, Manny	f	3	5	2	3	1	1	0	3	3	2	9	2	2	0	1	32
35		Lawrence, Phillip	f	5	7	2	4	2	3	2	3	5	2	14	1	0	0	1	32
44		Truog, Eric	c	3	6	0	2	1	2	0	1	1	5	7	0	0	0	1	21
11		Lee, K.J.	g	1	2	0	0	2	2	2	2	4	2	4	3	5	0	0	36
40		Lewis, Chavaughn	g	4	12	1	2	6	8	0	2	2	3	15	5	0	2	34	
01		Brooks, Kentrell		0	1	0	0	0	0	0	0	0	0	0	0	0	0	6	
04		Colletta, Nick		1	3	1	3	0	0	0	3	3	2	3	0	1	0	0	12
10		Griffin, James		0	2	0	2	0	0	0	3	3	0	0	1	1	0	0	11
21		Whitfield, Tourron		0	0	0	0	0	0	0	0	0	0	0	0	0	0	0	2
25		McClenaghan, C		2	4	0	1	2	3	1	1	2	2	6	1	3	0	0	14
TEAM											2								
Totals.....				19	42	6	17	14	19	5	20	25	18	58	13	17	0	5	200

TOTAL FG% 1st Half: 8-24 33.3% 2nd Half: 11-18 61.1% Game: 45.2% DEADBALL  
 3-Pt. FG% 1st Half: 3-10 30.0% 2nd Half: 3-7 42.9% Game: 35.3% REBOUNDS  
 F Throw % 1st Half: 3-3 100% 2nd Half: 11-16 68.8% Game: 73.7% 1

Officials: John Hughes (R), Nathan Farrell, John Floyd  
 Technical fouls: Saint Joseph's-None. Marist-None.  
 Attendance: 1,158

Score by Periods	1st	2nd	Total
Saint Joseph's	37	38	75
Marist	22	36	58

### Game 11: December 29, 2014 - Magness Arena Denver 77 - SJU 73 (OT)

Saint Joseph's lost a 10-point lead and Denver made shots down the stretch to defeat the Hawks, 77-73, in overtime at Magness Arena. **Isaiah Miles** had a career-high 24 points on 9-for-12 shooting, including 4-of-6 from three-point range. **DeAndre' Bembry** added 20 points and eight rebounds, while **Aaron Brown** scored 12 points. Denver scored the first five points of overtime, but Miles hit a three-pointer at 2:41 to pull the Hawks within, 70-68. After trading free throws, DU maintained a 72-69 lead. Bembry then scored underneath to pull SJU within 72-71 with 50 seconds left, but on Denver's next possession, Brett Olson hit a three-pointer at :17, giving the Pioneers a 75-71 edge. **Evan Maschmeyer** scored for the Hawks on a layup at 6.8 seconds, but after an SJU timeout, Denver inbounded to a streaking Cam Griffin, who sealed the win with a dunk with :03 left. The Hawks led 62-55 with 5:10 remaining in the second half. Denver then scored six in a row and cut SJU's lead to 62-61. **Chris Wilson** grabbed a steal and converted a layup to give the Hawks a 64-61 cushion and then went up 65-61 on a free throw by **Shavar Newkirk** at 1:58. DU pulled within 65-63 and Saint Joseph's missed its next shot and the Pioneers forced the overtime with a pair of free throws. Miles had one last chance for SJU, but his three-pointer at :19 was off the mark. Although they shot 52.2 percent in the game, the Hawks committed 14 turnovers in the contest. DU used five straight three-pointers to open the game and take an early 15-4 lead. The Hawks then went on an 13-1 run, ending with a dunk from Brown to give SJU its first lead of the game, 17-16. The teams traded leads and Saint Joseph's took its biggest of the half, 28-21, with over four minutes to play. The Hawks held that seven-point margin at halftime, 37-30.

Saint Joseph's (6-5)

##	Player	fg	fga	3-pt	ft	fta	of	de	tot	pf	tp	a	to	blk	s	min		
25	DEMERY, James	f	2	4	0	1	3	5	2	1	3	3	7	3	1	0	20	
34	BAUMANN, Javon	f	1	1	0	0	1	2	0	0	0	2	3	0	0	1	10	
43	BEMBRY, DeAndre'	f	8	13	2	4	2	3	3	5	8	3	20	0	2	3	44	
15	MILES, Isaiah	g	8	11	4	6	4	4	2	0	2	2	24	1	2	0	41	
24	WILSON, Chris	g	1	8	0	4	1	2	0	7	7	2	3	2	1	0	36	
00	MASCHMEYER, E		1	2	0	1	1	2	0	0	0	0	3	1	0	0	2	10
01	NEWKIRK, Shavar		0	0	0	0	1	2	0	0	0	2	1	4	5	0	24	
02	BROWN, Aaron		3	6	0	1	6	6	0	3	3	1	12	1	1	0	33	
20	CASPER, Brendan		0	1	0	0	0	0	0	3	3	1	0	0	2	0	7	
TEAM									1	2	3							
Totals.....			24	46	6	17	19	26	8	21	29	16	73	12	14	4	5	225

TOTAL FG% 1st Half: 12-23 52.2% 2nd Half: 9-17 52.9% Game: 52.2% DEADBALL  
 3-Pt. FG% 1st Half: 3-9 33.3% 2nd Half: 2-7 28.6% Game: 35.3% REBOUNDS  
 F Throw % 1st Half: 10-12 83.3% 2nd Half: 8-12 66.7% Game: 73.1% 5

Denver (6-7)

##	Player		tot-fg		3-pt		rebounds													
			fg	fga	fg	fga	ft	fta	of	de	tot	pf	tp	a	to	blk	s	min		
03	Love,Jalen	g	1	8	0	2	0	0	1	1	2	3	2	7	1	1	2	35		
23	Olson,Brett	g	9	12	5	6	4	4	0	5	5	2	27	3	2	0	42			
30	Griffin,Cam	g	5	8	0	1	5	9	2	3	5	3	15	2	2	0	34			
33	Engesser,Nate	g	6	10	3	5	0	1	0	1	1	3	15	3	1	0	34			
35	Byrd,Marcus	g	5	8	2	3	0	0	1	5	6	4	12	4	3	0	37			
05	Pemberton,Jake		0	0	0	0	0	0	0	0	0	1	0	0	0	0	4			
14	Douglas,Duke		1	3	0	0	0	0	0	0	0	0	2	0	1	0	18			
21	Rucker,Bryant		1	2	0	1	0	0	0	0	0	1	2	1	0	0	7			
24	Mackey,Christian		1	1	0	0	0	0	0	1	1	2	2	0	1	2	0	8		
TEAM									1	1										
Totals.....			29	52	10	18	9	14	5	16	21	19	77	20	11	3	6	225		

TOTAL FG% 1st Half: 10-21 47.6% 2nd Half: 15-25 60.0% Game: 55.8% DEADBALL  
 3-Pt. FG% 1st Half: 6-11 54.5% 2nd Half: 2-5 40.0% Game: 55.6% REBOUNDS  
 F Throw % 1st Half: 4-6 66.7% 2nd Half: 3-4 75.0% Game: 64.3% 2

Officials: Terry Oglesby, Doran Gotshall and Lewis Garrison  
 Technical fouls: Saint Joseph's-None. Denver-None.  
 Attendance: 1,437

Score by Periods	1st	2nd	OT	Total
Saint Joseph's	37	28	8	73
Denver	30	35	12	77

### Game 12: January 3, 2015 - Hagan Arena George Washington 64 - SJU 60

George Washington held off a furious rally by Saint Joseph's to defeat the Hawks, 64-60, in the A-10 opener for both teams at Hagan Arena. Trailing 53-33 with 6:54 to play, Saint Joseph's held GW without a field goal for the rest of the game, while outscoring the Colonials, 27-11. GW went 11-for-19 from the foul line during that time to hold off the Hawks. **DeAndre' Bembry** led all scorers with 22 points and **Chris Wilson** had 15 points and tied his career-high with nine rebounds. The Hawks closed to within 57-51 on a layup by Wilson with 1:44 to play. GW hit two free throws with 1:05 left to increase the lead to 59-51. Bembry made 2-of-3 free throws at :56 to cut the Hawks' deficit to 59-53, but GW built the lead back up to 61-53 with 30 seconds to play. Saint Joseph's made one more push and after five straight points from Wilson, trimmed the deficit to 62-58 with 12 seconds remaining. After one more GW free throw, Wilson scored one more time to pull the Hawks within, 63-60, with six seconds remaining. But the visitors made one more foul shot at :05 and rabbed the offensive rebound on the miss of the second to seal the win. After totaling just 18 points in the first half, the Hawks scored 24 in the final 5:44 of the game. George Washington led from the start, building up a 22-10 lead in the first 12 minutes of play and held a 31-18 lead at halftime.

## GAME RECAPS

George Washington (11-3; 1-0 A-10)

##	Player	f	fg	fga	3-pt	fg	fga	ft	fta	rebounds	of	de	tot	pf	tp	a	to	blk	s	min
21	LARSEN, Kevin	f	5	9	0	0	5	7	5	4	9	1	15	5	2	3	0	33		
34	KOPRIVA, John	f	1	7	0	1	0	0	2	4	6	2	2	0	1	0	0	28		
11	SAVAGE, Kethan	g	4	8	3	5	5	8	0	6	6	3	16	4	1	0	0	30		
13	GARINO, Patricio	g	3	11	1	3	2	4	4	4	8	1	9	2	3	1	1	32		
22	McDONALD, Joe	g	3	8	0	3	2	5	2	4	6	1	8	3	3	1	1	34		
03	JORGENSEN, Paul		0	1	0	0	0	0	0	1	1	2	0	2	0	0	1	5		
05	GRIFFIN, Nick		0	1	0	1	0	0	1	0	1	0	0	0	0	0	0	5		
12	WATANABE, Yuta		5	7	2	4	0	0	0	4	4	4	12	0	1	1	0	23		
15	BRYANT, Darian		0	0	0	0	0	0	0	0	0	0	0	0	0	0	0	3		
20	McCOY, Ryan		1	1	0	0	0	0	0	0	0	2	2	1	0	0	0	6		
45	CIMINO, Matt		0	1	0	1	0	0	0	0	0	0	0	0	0	0	0	1		
TEAM										1	1									
Totals.....			22	54	6	18	14	24	14	28	42	16	64	17	11	6	3	200		

TOTAL FG% 1st Half: 13-31 41.9%

3-Pt. FG% 1st Half: 3-7 42.9%

F Throw % 1st Half: 2-3 66.7%

2nd Half: 9-23 39.1%

2nd Half: 3-11 27.3%

2nd Half: 12-21 57.1%

Game: 40.7%

Game: 33.3%

Game: 58.3%

DEADBALL

REBOUNDS

5

Saint Joseph's (6-6; 0-1 A-10)

##	Player	f	fg	fga	3-pt	fg	fga	ft	fta	rebounds	of	de	tot	pf	tp	a	to	blk	s	min
15	MILES, Isaiah	f	0	5	0	2	0	0	1	3	4	5	0	2	0	1	0	1	0	32
25	DEMERY, James	f	2	6	0	2	2	2	0	2	2	2	6	2	2	0	2	0	1	20
43	BEMBRY, DeAndre' f	8	17	3	8	3	5	1	7	8	1	22	3	3	0	3	40			
34	BAUMANN, Javon c	1	3	0	0	0	2	2	0	2	2	3	2	1	0	0	0	0	12	
24	WILSON, Chris g	7	9	1	2	0	1	2	7	9	3	15	4	1	0	0	33			
01	NEWKIRK, Shavar	2	6	1	2	1	2	1	1	2	1	6	3	1	0	2	28			
02	BROWN, Aaron	2	6	0	0	3	4	0	0	1	1	5	7	0	1	0	1	22		
20	CASPER, Brendan	1	2	0	1	0	0	0	1	0	1	1	2	0	0	0	0	2		
40	WILLIAMS, Jai	0	1	0	0	0	0	0	0	1	1	0	0	0	0	1	0	11		
TEAM										1	1									
Totals.....			23	55	5	17	9	16	8	23	31	21	60	15	8	2	7	200		

TOTAL FG% 1st Half: 7-26 26.9%

3-Pt. FG% 1st Half: 3-9 33.3%

F Throw % 1st Half: 1-2 50.0%

2nd Half: 16-29 55.2%

2nd Half: 2-8 25.0%

2nd Half: 8-14 57.1%

Game: 41.8%

Game: 29.4%

Game: 56.3%

DEADBALL

REBOUNDS

3

Officials: Ed Corbett, Bill McCarthy, John Hughes

Technical fouls: George Washington-None. Saint Joseph's-None.

Attendance: 4,200

Score by Periods

George Washington

Saint Joseph's

## Game 13: January 7, 2015 - Palumbo Center

## Duquesne 71 - Saint Joseph's 68

For the second straight game, a late rally fell short for Saint Joseph's as the Hawks scored 12 of the game's final 14 points but fell to Duquesne, 71-68, at the Palumbo Center. **DeAndre' Bembry** led four SJU double-digit scorers with 18 points. **Aaron Brown** scored 15 points and **Isaiah Miles** added 11 points and eight rebounds while **James Demery** chipped in with 10 points and **Shavar Newkirk** had a career-high six assists. Saint Joseph's opened up a 16-9 lead and after the Dukes got within four, SJU used an 11-3 run to take its biggest lead of the game, 27-15, with 9:45 left in the half. Duquesne was held to just two field goals over an eight-minute span, but a cold spell from the Hawks allowed the Dukes to crawl back into the game late in the period. After the Hawks went ahead 34-22, Duquesne held SJU to just a single basket over the final 6:27 of the half and SJU led at halftime, 36-34. The Hawks' drought continued in the second half, as a jumper by Demery 49 seconds into the frame was SJU's only offense until a Bembry layup with 13:45 to go cut the Duquesne margin to 45-40. The Hawks clawed back and a Bembry dunk off a feed from Newkirk at 6:06 left the Hawks trailing by three. Duquesne scored the next 10 points and took its biggest lead of the night, 69-56, with 2:55 to go. But the Hawks rallied in the waning minutes and scored the next nine points to get back within four. Demery capped it off with a layup with 55.8 seconds to go to make it a 69-65 game. After DU pushed the margin to six, Bembry canned another three and was fouled at :39. He missed the free throw and the Hawks had a chance to tie on the final possession. **Chris Wilson** missed on an attempt with 10 seconds to go, but Miles collected the rebound and fed Bembry for a final look, but his effort at the buzzer was partially blocked and the Dukes escaped with the win.

Saint Joseph's (6-7; 0-2 A-10)

##	Player	f	fg	fga	3-pt	fg	fga	ft	fta	rebounds	of	de	tot	pf	tp	a	to	blk	s	min
15	MILES, Isaiah	f	4	10	2	6	1	1	5	3	8	3	11	0	2	2	0	32		
34	BAUMANN, Javon	f	0	0	0	0	0	0	0	2	2	0	0	0	2	1	0	10		
43	BEMBRY, DeAndre' f	7	16	4	10	0	1	1	1	1	2	2	18	4	0	0	2	31		
24	WILSON, Chris g	2	11	1	6	1	1	1	6	7	0	6	3	1	0	0	36			
25	DEMERY, James g	5	9	0	3	0	0	0	1	1	2	1	10	0	2	2	22			
00	MASCHMEYER, E	1	3	0	2	0	0	0	0	2	0	1	2	2	0	0	0	10		
01	NEWKIRK, Shavar	2	7	0	1	0	0	0	0	2	2	0	4	6	0	0	1	20		
02	BROWN, Aaron	6	10	0	0	3	4	1	5	6	3	15	2	1	0	0	1	27		
20	CASPER, Brendan	1	2	0	1	0	0	0	2	1	3	3	2	0	0	0	1	12		
TEAM										2	1									
Totals.....			28	68	7	29	5	7	13	22	35	13	68	17	7	5	6	200		

TOTAL FG% 1st Half: 15-35 42.9%

3-Pt. FG% 1st Half: 4-17 23.5%

F Throw % 1st Half: 2-3 66.7%

2nd Half: 13-33 39.4%

2nd Half: 3-12 25.0%

2nd Half: 3-4 75.0%

Game: 41.2%

Game: 24.1%

Game: 71.4%

DEADBALL

REBOUNDS

1

Duquesne (6-7; 1-1 A-10)

##	Player	f	fg	fga	3-pt	fg	fga	ft	fta	rebounds	of	de	tot	pf	tp	a	to	blk	s	min
03	McCKOY, Dominique	f	5	9	0	0	3	5	1	5	6	4	13	1	3	2	0	37		
23	JONES, Jeremiah	f	2	9	1	2	0	1	1	2	3	2	5	5	1	0	0	36		
54	LEWIS, Darius	c	1	2	0	0	2	2	0	1	1	3	4	0	0	0	10			
01	COLTER, Derrick	g	8	11	4	6	2	2	1	5	6	1	22	4	1	1	0	36		
22	MASON, Micah	g	3	8	3	7	0	0	0	5	5	1	9	3	1	0	0	33		
02	JAMES, Eric		1	3	0	2	0	0	0	0	0	0	2	0	1	0	4			
05	POWELL, TySean		3	6	0	0	1	2	1	2	3	0	7	0	0	1	18			
33	GILL, L.G.		2	3	2	2	0	0	0	4	4	2	6	1	1	1	0	15		
35	STEVENS, Jordan		1	1	1	1	0	0	0	1	1	1	3	1	3	0	0	11		
TEAM										2	1									
Totals.....			26	52	11	20	8	12	6	26	32	14	71	15	11	5	0	200		

TOTAL FG% 1st Half: 12-28 42.9%

3-Pt. FG% 1st Half: 5-12 41.7%

F Throw % 1st Half: 5-7 71.4%

2nd Half: 14-24 58.3%

2nd Half: 6-8 75.0%

2nd Half: 3-5 60.0%

Game: 50.0%

Game: 55.0%

Game: 66.7%

DEADBALL

REBOUNDS

4

Officials: Paul Faia, Dwayne Gladden, Mark Schnur

Technical fouls: Saint Joseph's-BROWN, Aaron. Duquesne-McCKOY, Dominique.

Attendance: 1,678

Score by Periods

Saint Joseph's

Duquesne

## Game 14: January 10, 2015 - Siegel Center

## #20/21 VCU 89 - Saint Joseph's 74

**DeAndre' Bembry** scored a team-high 16 points to lead four Hawks in double figures, but Saint Joseph's fell to 20th-ranked VCU, 89-74, at the Siegel Center. Bembry added a game-high eight rebounds as well. **Aaron Brown** had 14 points and six boards, while **Isaiah Miles** scored 12 points and **James Demery** tallied 11. VCU led the whole way, scoring the first nine points of the game. The Hawks scored seven of the next nine, however, to cut it to 11-7 on a Bembry dunk at the 13:42 mark. After a 9-3 spurt gave the Rams a 20-10 lead with 10:50 to play, SJU went on an 11-2 run of its own to cut it to 22-21 on a layup by **Chris Wilson** with 8:12 remaining. The Rams took over at that point, scoring the next 10 points to go ahead 32-21 with 5:13 left. VCU extended the run to 18-4 to push the margin to 40-25 at the 2:59 mark, and ultimately took a 46-30 advantage into the break. VCU pushed its lead to as large as 27, leading 67-40 with 12:29 to go, but Saint Joseph's began to claw back into the game over the closing minutes. A pair of free throws by Miles with 5:10 to go would get the Hawks within 14 at 80-66, but that would be as close as SJU would come.

Saint Joseph's (6-8; 0-3 A-10)

		tot-fg		3-pt		rebounds												
##	Player	f	fg	f	fga	ft	fta	of	de	tot	pf	tp	a	to	blk	s	min	
15	MILES, Isaiah	*	3	7	1	3	5	5	0	2	2	5	12	0	2	1	0	24
24	WILSON, Chris	*	4	6	1	1	0	1	1	4	5	1	9	4	6	0	3	32
25	DEMERY, James	*	3	8	1	2	4	8	1	3	4	3	11	0	1	0	1	30
34	BAUMANN, Javon	*	1	1	0	0	1	2	1	2	3	1	3	2	1	1	0	13
43	BEMBRY, DeAndre'	*	7	12	2	4	0	0	0	8	8	4	16	3	4	3	0	34
00	MASCHMEYER, E		0	1	0	0	0	0	0	0	0	1	0	0	0	0	6	
01	NEWKIRK, Shavar		2	5	0	0	2	5	0	3	3	0	6	2	2	1	2	18
02	BROWN, Aaron		4	8	0	0	6	8	2	4	6	0	14	3	2	0	0	27
20	CASPER, Brendan		1	3	0	1	1	5	2	2	4	3	3	2	1	0	0	15
40	WILLIAMS, Jai		0	0	0	0	0	0	0	0	0	0	0	0	0	0	0	1
TEAM								4	1	5					1			
Totals.....			25	51	5	11	19	34	11	29	40	18	74	16	20	6	6	200



## GAME RECAPS

**Game 15: January 14, 2015 - Hagan Arena**  
**SJU 66 - Fordham 55**

**Chris Wilson** scored a career-high 23 points to lead Saint Joseph's to a 66-55 win over Fordham at Hagan Arena. The win was the first conference victory of the year for the Hawks, and snapped a four-game losing streak. Wilson shot 6-of-10 from the field and hit 5-of-9 three point attempts. He also made all six free throw attempts as the Hawks shot a season-best 86.4 percent (19-for-22) from the line. **DeAndre' Bembry** had 13 points and eight rebounds and **Aaron Brown** came off the bench to record 12 points and eight rebounds for Saint Joseph's. SJU closed out the game with a 15-6 run after Fordham trailed 51-49 with 3:32 to play. Wilson had seven in the spurt, including a three-pointer that put SJU ahead, 58-49, with 1:26 remaining. The Hawks led by as many as 13 early in the second half. Fordham scored 10 straight points to cut it to 40-37 with 9:51 remaining. Saint Joseph's answered back with a 7-2 run to build a 47-39 cushion, but five straight points by Fordham cut its deficit to 47-44 with over five minutes to play. A pair of free throws at 3:32 pulled the Rams as close as they would come, 51-49. In the low-scoring first half, the Hawks held a 19-14 lead, but then both teams went scoreless for six minutes. Saint Joseph's ended the drought with a three-pointer by Wilson that gave the Hawks their biggest lead of the half, 22-14, at 5:10. Fordham would end the half with a 7-3 run to pull within 25-21 at halftime. SJU held a commanding 42-25 edge in rebounding, but committed 16 turnovers in the game, including 11 in the first half.

Fordham (5-10; 0-4 A-10)

##	Player	tot-fg		3-pt		rebounds		pf	tp	a	to	blk	s	min
		fg	fga	fg	fga	of	de							
43	SENGELDER, Chris f	4	5	0	0	1	6	1	4	5	2	9	1	35
44	SUAREZ, Manny f	1	6	0	2	0	0	1	2	2	1	2	0	9
00	ANDERSON, A g	1	4	1	1	0	0	0	2	2	2	3	0	22
01	THOMAS, Mandell g	4	9	0	1	2	2	0	2	2	0	10	2	22
04	PASCHALL, Eric g	5	13	4	5	2	3	3	0	3	3	16	1	39
03	ZARKOVIC, N g	0	3	0	1	0	0	0	0	0	1	0	1	14
10	SEVERE, Jon g	0	5	0	2	1	2	1	1	2	2	1	0	19
24	SMITH, Bryan g	5	6	2	3	2	2	0	2	2	3	14	1	28
30	RHOOMES, Ryan g	0	1	0	0	0	0	0	3	3	2	0	0	22
TEAM						3		1		4				
Totals.....		20	52	7	15	8	15	9	16	25	16	55	8	200

TOTAL FG% 1st Half: 9-31 29.0%	2nd Half: 11-21 52.4%	Game: 38.5%	DEADB
3-Pt. FG% 1st Half: 3-8 37.5%	2nd Half: 4-7 57.1%	Game: 46.7%	REBOUNDS
F Throw % 1st Half: 0-0 0.0%	2nd Half: 8-15 53.3%	Game: 53.3%	3

Saint Joseph's (7-8; 1-3 A-10)

##	Player	tot-fg		3-pt		rebounds		pf	tp	a	to	blk	s	min
		fg	fga	fg	fga	of	de							
15	MILES, Isaiah f	2	8	1	4	0	0	4	4	8	3	5	2	38
25	DEMERY, James f	3	10	0	3	2	3	3	2	5	3	8	2	34
43	BEMBRY, DeAndre' f	3	11	1	6	6	1	7	8	2	13	4	5	40
34	BAUMANN, Javon c	2	2	0	0	1	2	1	5	6	1	5	0	14
24	WILSON, Chris g	6	10	5	9	6	6	0	2	2	2	23	2	38
01	NEWKIRK, Shavar g	0	1	0	0	0	0	0	1	1	1	0	0	9
02	BROWN, Aaron g	4	9	0	2	4	5	3	5	8	3	12	0	27
TEAM						3		1		4				
Totals.....		20	51	7	24	19	22	15	27	42	15	66	11	200

TOTAL FG% 1st Half: 9-27 33.3%	2nd Half: 11-24 45.8%	Game: 39.2%	DEADB
3-Pt. FG% 1st Half: 5-17 29.4%	2nd Half: 2-7 28.6%	Game: 29.2%	REBOUNDS
F Throw % 1st Half: 2-2 100%	2nd Half: 17-20 85.0%	Game: 86.4%	3

Officials: Bernard Clinton, Wally Rutecki, Ray Parone  
 Technical fouls: Fordham-None. Saint Joseph's-None.  
 Attendance: 3,851

Score by Periods	1st	2nd	Total
Fordham	21	34	55
Saint Joseph's	25	41	66

**Game 16: January 18, 2015 - Reilly Center - Olean, N.Y.**  
**St. Bonaventure 70 - SJU 61**

**DeAndre' Bembry** scored a career-high 27 points, but St. Bonaventure came away with a 70-61 win at the Reilly Center. The sophomore hit a career-best 6-of-9 three-pointers, while shooting 9-of-16 from the field. **Isaiah Miles** added 10 points and six rebounds. Saint Joseph's did not trail in the first half and St. Bonaventure tied the game at 9-9, but a 9-2 run over the next four minutes gave the Hawks an 18-11 advantage with 8:22 to go in the frame. The Bonnies clawed back once again, getting to within 20-19 with 6:47 left, but the Hawks answered with a 9-2 run to take their largest lead of the game at 29-21 with just over two minutes remaining in the half. The Bonnies would cut the SJU margin to 29-28 at the break and then take their first lead of the game at the 15:22 mark of the second half, 37-35. After SJU cut it to one, SBU went on a 10-2 run to take its largest lead of the game, 48-39, with 10:42 to go. Saint Joseph's scored the next seven points to close within a bucket at 48-46 at the nine-minute mark. With the Bonnies ahead by four and less than six minutes remaining, Miles hit a three to cut the margin to 55-54. SBU answered with five straight to go up, 60-54, with 2:45 to go. Miles answered with another three on the next possession to close the gap to three at 60-57. The Bonnies hit four free throws to take 64-57 lead with less than a minute to play. Bembry answered with a driving layup and was fouled; he converted the three-point play to get SJU back within four at 64-60 with 48.1 seconds left. SBU hit two more free throws, and after a long-range miss from Miles, the Bonnies hit two more to extend the lead to 68-60.

Saint Joseph's (7-9; 1-4 A-10)

##	Player	tot-fg		3-pt		rebounds		pf	tp	a	to	blk	s	min
		fg	fga	fg	fga	of	de							
15	MILES, Isaiah f	3	10	2	6	2	2	3	3	6	3	10	1	30
34	BAUMANN, J f	3	4	0	0	1	2	3	3	6	5	7	2	29
43	BEMBRY, D f	9	16	6	9	3	7	2	3	5	1	27	2	38
24	WILSON, Chris g	0	3	0	1	0	0	0	1	1	0	0	2	23
25	DEMERY, James g	2	8	0	2	2	2	2	5	7	3	6	2	31
01	NEWKIRK, Shavar g	2	4	0	0	0	0	1	1	1	4	3	0	24
02	BROWN, Aaron g	3	11	1	3	0	0	1	3	4	3	7	2	22
20	CASPER, Brendan g	0	1	0	0	0	0	1	1	2	0	0	0	3
TEAM						4		2		6				
Totals.....		22	57	9	21	8	13	16	22	38	16	61	14	200

TOTAL FG% 1st Half: 10-30 33.3%	2nd Half: 12-27 44.4%	Game: 38.6%	DEADB
3-Pt. FG% 1st Half: 4-11 36.4%	2nd Half: 5-10 50.0%	Game: 42.9%	REBOUNDS
F Throw % 1st Half: 5-7 71.4%	2nd Half: 3-6 50.0%	Game: 61.5%	3

St. Bonaventure (10-6; 3-2 A-10)

##	Player	tot-fg		3-pt		rebounds		pf	tp	a	to	blk	s	min
		fg	fga	fg	fga	of	de							
21	WRIGHT, Dion f	6	11	0	0	2	2	0	4	4	2	14	2	38
35	NDOYE, Youssou c	4	4	0	0	7	10	3	6	3	15	5	4	35
03	POSLEY, Marcus g	8	18	5	10	2	2	0	0	1	23	2	1	40
10	ADAMS, Jaylen g	2	6	1	3	2	2	0	5	5	2	7	6	34
23	CUMBERBATCH g	4	9	1	3	0	1	1	3	4	5	9	1	32
00	ALSTON, Iakeem g	0	3	0	1	0	0	0	1	1	0	0	0	6
01	TAQQUEE, Idris g	0	0	0	0	0	0	0	2	2	1	0	0	2
12	GREGG, Denzel g	1	1	0	0	0	0	0	1	1	1	2	0	8
15	DEES, Chris g	0	1	0	0	0	0	0	2	2	0	0	0	5
TEAM						3		2		5				
Totals.....		25	53	7	17	13	17	7	23	30	15	70	18	200

TOTAL FG% 1st Half: 12-31 38.7%	2nd Half: 13-22 59.1%	Game: 47.2%	DEADB
3-Pt. FG% 1st Half: 3-10 30.0%	2nd Half: 4-7 57.1%	Game: 41.2%	REBOUNDS
F Throw % 1st Half: 1-2 50.0%	2nd Half: 12-15 80.0%	Game: 76.5%	3

Officials: Jamie Luckie, Michael Stephans, Michael Roberts  
 Technical fouls: Saint Joseph's-None. St. Bonaventure-None.  
 Attendance: 4,244

Score by Periods	1st	2nd	Total
Saint Joseph's	29	32	61
St. Bonaventure	28	42	70

**Game 17: January 21, 2015 - Hagan Arena**  
**SJU 62 - Massachusetts 56**

**DeAndre' Bembry** scored 25 points, and **Isaiah Miles** added 18, as Saint Joseph's pulled away late to defeat Massachusetts, 62-56, at Hagan Arena. Bembry led the Hawks in every category, adding eight rebounds, seven assists, three blocks and a career-high five steals, while shooting 9-for-16 from the field, while Miles connected on 7-of-12 from the field for the Hawks, who improve to 8-9 and 2-4 in the Atlantic 10. Leading 50-49 with 4:45 to play, the Hawks scored nine in a row to break open the game. **Aaron Brown** had five points in that run and **James Demery** gave SJU its biggest lead of the contest, 59-49, as Bembry fed him for a breakaway dunk with 1:12 remaining. UMass cut it to 59-52 at :51, but **Chris Wilson** hit a pair of free throws at :25 to give the Hawks a 61-53 cushion. UMass answered with another three at :18 to cut the deficit to 61-56, but Bembry hit a free throw with 13 seconds left to provide the final margin. The game was close throughout, with 10 lead changes in the contest. After a 27-27 tie at halftime, Bembry scored the Hawks' first 13 points of the second half. He connected on a three-pointer as the shot clock expired to tie the game at 38-38, and then went down the other end and recorded a block. But UMass answered back and the teams remained tied, 40-40 with over 12 minutes to go. Miles broke the tie on a layup after a no-look pass from Bembry, which gave SJU the lead for good, 42-40. The Hawks led at the start and were up, 21-14, after back-to-back three-pointers by Bembry and Miles. UMass then went on a 9-0 run to take its first lead of the game, 23-21. The teams traded leads the rest of the half and were tied, 27-27, at halftime.

Massachusetts (10-9; 3-3 A-10)

##	Player	tot-fg		3-pt		rebounds		pf	tp	a	to	blk	s	min
		fg	fga	fg	fga	of	de							
01	ESHO, Maxie f	1	6	0	0	0	2	1	2	3	4	2	1	27
25	LALANNE, Cady c	3	6	0	0	3	4	5	9	2	9	0	0	30
00	CLARK, Donte g	4	7	0	1	2	5	0	3	3	3	10	2	26
02	GORDON, Derrick g	3	7	0	1	3	4	0	1	1	3	9	0	21
12	DAVIS, Trey g	6	11	2	4	0	0	1	2	3	1	14	3	31
04	HINDS, Jabarie g	1	6	0	3	1	2	1	0	1	1	3	2	17
11	BERGANTINO, T g	0	0	0	0	0	0	0	0	1	1	0	0	7
13	COLEMAN, Zach g	3	3	1	1	0	0	0	5	5	2	7	0	18
22	DYSON, Demetrius g	1	6	0	2	0	0	3	0	3	2	2	1	13
23	ANDERSON, C.J. g	0	0	0	0	0	0	1	1	2	1	0	0	10
TEAM						3		3						
Totals.....		22	52	3	12	9	17	14	19	33	20	56	10	200

TOTAL FG% 1st Half: 12-25 48.0%	2nd Half: 10-27 37.0%	Game: 42.3%	DEADB
3-Pt. FG% 1st Half: 1-6 16.7%	2nd Half: 2-6 33.3%	Game: 25.0%	REBOUNDS
F Throw % 1st Half: 2-7 28.6%	2nd Half: 7-10 70.0%	Game: 52.9%	5

Saint Joseph's (8-9; 2-4 A-10)

Saint Joseph's (6-3, 2-1)

##	Player	tot-fg		3-pt		rebounds		pf	tp	a	to	blk	s	min
		fg	fga	fg	fga	of	de							
15	MILES, Isaiah f	7	12	2	4	2	2	1	0	1	4	18	1	38
25	DEMERY, James f	1	5	0	1	0	0	1	2	3	1	2	1	27
43	BEMBRY, D f	9	16	2	7	5	9	3	5	8	0	25	7	35
24	BAUMANN, Javon c	1	1	0	0	0	0	0	3	3	4	2	1	0
34	WILSON, Chris g	1	7	0	5	2	4	1	1	2	0	4	3	2



## 2014-15 SAINT JOSEPH'S BASKETBALL • 21

## GAME RECAPS

00 MASCHMEYER, E	0	0	0	0	0	0	0	0	0	1	0	0	0	0	0	2
01 NEWKIRK, Shavar	0	3	0	0	0	0	1	0	1	1	0	1	0	0	0	20
02 BROWN, Aaron	3	3	0	0	3	5	0	4	4	1	9	3	2	0	0	17
20 CASPER, Brendan	0	0	0	0	0	0	0	0	0	0	0	0	0	0	0	3
40 WILLIAMS, Jai	1	1	0	0	0	0	1	1	2	3	2	0	0	1	1	9
TEAM							1	4	5				1			
Totals.....	23	48	4	17	12	20	9	20	29	15	62	17	9	6	8	200

TOTAL FG% 1st Half: 11-28 39.3% 2nd Half: 12-20 60.0% Game: 47.9% DEADBALL  
 3-Pt. FG% 1st Half: 3-11 27.3% 2nd Half: 1-6 16.7% Game: 23.5% REBOUNDS  
 F Throw % 1st Half: 2-5 40.0% 2nd Half: 10-15 66.7% Game: 60.0% 4

Officials: Mike Eades, Joe Lindsay, Tony Chiazza  
 Technical fouls: Massachusetts-None. Saint Joseph's-None.  
 Attendance: 3,687

Score by Periods 1st 2nd Total  
 Massachusetts 27 29 56  
 Saint Joseph's 27 35 62

### Game 18: January 24, 2015 - The Palestra - Philadelphia, Pa. Penn 56 - SJU 52

**DeAndre' Bembyry** had a game-high 25 points, but the Hawks fell to Penn, 56-52, in a Big 5 game at The Palestra. Penn led the entire second half, taking its biggest lead, 46-36, at 5:06. Bembyry kept the Hawks close, scoring 18 points in the second half, and pulling SJU within 47-44 with a three-pointer and then a three-point play at 3:25. The Quakers went back up, 49-44, and SJU responded with a layup by **Isaiah Miles** to cut it to 49-46 at 2:44. A pair of free throws gave Penn a 51-46 cushion, but freshman Shavar Newkirk hit a three-pointer with 34.7 seconds left to pull SJU within 51-49. Penn would convert 5-of-6 from the foul line in the final 34 seconds to seal the win. A three-pointer by Bembyry with nine seconds to play provided the final margin. The teams combined for a low-scoring first half, with Penn holding a 20-17 edge at intermission. The Hawks led by as much as five points in the half and then held a 17-14 lead with 7:34 remaining, but that would be their last basket of the half. Point guard **Chris Wilson** had a career-high 10 rebounds for SJU, while **Javon Baumann** recorded a career-high five blocked shots.

Penn (5-10; 1-3 Big 5)

##	Player	fg	fga	3-pt	fga	ft	fta	of	de	tot	pf	tp	a	to	blk	s	min
23	Louis, Greg	f	4	6	0	0	2	5	4	5	9	2	10	0	0	0	31
24	Howard, Matt	f	1	3	0	0	0	1	1	5	6	2	2	0	3	1	0
10	Nelson-Henry, D	c	5	11	0	0	4	8	3	2	5	4	14	0	5	0	28
02	Woods, Antonio	g	1	7	0	3	1	3	2	1	3	1	3	7	2	0	0
11	Hicks, Tony	g	3	7	2	3	7	8	1	3	4	3	15	1	0	2	38
03	Foreman, Darnell	g	0	0	0	0	0	0	0	1	1	0	0	0	3	0	1
13	Jones, Dylan	g	0	0	0	0	0	0	0	0	0	0	0	0	0	0	3
15	Crocker, Camryn	g	2	2	0	0	0	1	1	3	4	1	4	1	1	1	17
22	Auger, Mike	g	3	5	0	0	2	2	0	2	2	4	8	0	2	0	18
34	Jones, Sam	g	0	0	0	0	0	0	0	0	0	0	0	0	0	0	3
TEAM										1	2	3		2			
Totals.....		19	41	2	6	16	28	13	24	37	17	56	9	19	2	4	200

TOTAL FG% 1st Half: 8-19 42.1% 2nd Half: 11-22 50.0% Game: 46.3% DEADBALL  
 3-Pt. FG% 1st Half: 0-1 0.0% 2nd Half: 2-5 40.0% Game: 33.3% REBOUNDS  
 F Throw % 1st Half: 4-7 57.1% 2nd Half: 12-21 57.1% Game: 57.1% 3

Saint Joseph's (8-10; 1-2 Big 5)

##	Player	fg	fga	3-pt	fga	ft	fta	of	de	tot	pf	tp	a	to	blk	s	min
15	MILES, Isaiah	f	3	12	0	6	0	0	2	0	2	5	6	2	3	1	0
43	BEMBRY, DeAndre	f	10	22	3	9	2	3	1	2	3	2	25	2	0	1	40
34	BAUMANN, Javon	c	1	2	0	0	1	2	5	2	7	3	3	2	1	5	1
24	WILSON, Chris	g	1	6	1	5	0	0	0	10	10	0	3	0	1	0	2
25	DEMERY, James	g	2	5	0	0	0	1	2	1	3	3	4	2	1	0	0
00	MASCHMEYER, E	g	0	1	0	1	0	0	0	0	0	0	0	0	0	0	2
01	NEWKIRK, Shavar	g	2	6	1	3	0	0	0	1	1	1	5	4	3	0	3
02	BROWN, Aaron	g	1	5	0	0	4	6	0	2	2	5	6	1	1	0	1
20	CASPER, Brendan	g	0	0	0	0	0	0	0	0	0	5	0	1	0	0	4
40	WILLIAMS, Jai	g	0	0	0	0	0	0	0	0	0	1	0	0	0	0	2
TEAM										2	1	3					
Totals.....		20	59	5	24	7	12	12	19	31	25	52	14	10	7	8	200

TOTAL FG% 1st Half: 8-31 25.8% 2nd Half: 12-28 42.9% Game: 33.9% DEADBALL  
 3-Pt. FG% 1st Half: 1-10 10.0% 2nd Half: 4-14 28.6% Game: 20.8% REBOUNDS  
 F Throw % 1st Half: 0-1 0.0% 2nd Half: 7-11 63.6% Game: 58.3% 7

Officials: Clarence Armstrong, Paul Huovinen, Gary Pucino  
 Technical fouls: Penn-None. Saint Joseph's-None.  
 Attendance: 8,538

Score by Periods 1st 2nd Total  
 Penn 20 36 56  
 Saint Joseph's 17 35 52

### Game 19: January 27, 2015 - Gola Arena - Philadelphia, Pa. La Salle 53 - SJU 48

**DeAndre' Bembyry** scored a game-high 20 points but it wasn't enough as Saint Joseph's fell to La Salle, 53-48, at Gola Arena in a Big 5 and Atlantic 10 game. Saint Joseph's led for much of the game, but the Explorers retook the lead, 43-41, with six minutes to play. The teams traded baskets before **Shavar Newkirk** completed a three-point play with 3:23 to go to put SJU up 46-45, for its final lead of the game. Both teams went scoreless over the next two minutes, but La Salle nosed ahead once again with 1:12 to play. After a long-range miss by Bembyry, the Hawks were forced to foul, and the Explorers made 6-of-6 attempts from the line over the final 28 seconds to ice the game. With La Salle holding a 10-9 lead eight minutes into the

game, Saint Joseph's went on an 18-2 run to take its biggest lead of the game, 27-12, with 3:12 remaining. The Hawks scored 12 consecutive points in that stretch, with five each from Bembyry and Miles. SJU took a 27-18 lead into intermission, helped by 5-of-9 shooting from three-point range. The Hawks also forced La Salle into 10 turnovers. It was a different story in the second half, and although the Hawks opened the period with back-to-back dunks by Bembyry and Baumann, they would end up shooting just 1-of-10 from three-point range and commit seven turnovers. Bembyry shot 8-for-15 from the field, while grabbing seven rebounds and tying his career-high with five steals. **Isaiah Miles** was the only other Hawk in double figures with 10 points, all in the first half. **Chris Wilson** handed out seven assists and **Javon Baumann** shot 3-for-3 from the field and posted a career-high five blocks.

Saint Joseph's (8-11, 2-5 A-10; 1-3 Big 5)

##	Player	fg	fga	3-pt	fga	ft	fta	of	de	tot	pf	tp	a	to	blk	s	min
15	MILES, Isaiah	f	4	12	2	8	0	0	1	6	7	3	10	3	3	0	35
25	DEMERY, James	f	0	8	0	1	0	0	3	2	5	0	0	0	2	1	0
34	BAUMANN, Javon	f	3	3	0	0	0	0	1	3	4	4	6	2	0	5	0
43	BEMBRY, D	f	8	15	3	5	1	1	0	7	7	3	20	2	0	5	37
24	WILSON, Chris	g	2	7	0	2	0	0	1	3	4	2	4	7	1	1	0
01	NEWKIRK, Shavar	g	2	8	1	3	1	1	0	1	1	2	6	3	2	0	1
02	BROWN, Aaron	g	1	3	0	0	0	0	0	1	1	1	2	0	1	0	15
20	CASPER, Brendan	g	0	2	0	0	0	0	1	0	1	0	0	0	0	0	2
40	WILLIAMS, Jai	g	0	0	0	0	0	0	0	1	1	0	0	1	1	1	0
TEAM										1	1	2					
Totals.....		20	58	6	19	2	2	8	25	33	15	48	16	12	8	6	200

TOTAL FG% 1st Half: 11-31 35.5% 2nd Half: 9-27 33.3% Game: 34.5% DEADBALL  
 3-Pt. FG% 1st Half: 5-9 55.6% 2nd Half: 1-10 10.0% Game: 31.6% REBOUNDS  
 F Throw % 1st Half: 0-0 0.0% 2nd Half: 2-2 100% Game: 100% 2

La Salle (11-9, 3-4 A-10; 2-2 Big 5)

##	Player	fg	fga	3-pt	fga	ft	fta	of	de	tot	pf	tp	a	to	blk	s	min
25	WRIGHT, Jerrell	f	7	12	0	0	5	8	2	8	10	2	19	2	2	0	36
00	ZACK, Steve	c	1	7	0	0	2	2	5	7	12	1	4	2	3	2	0
02	STUKES, Amar	g	0	0	0	0	2	2	0	1	1	0	2	0	1	0	11
03	ROBERTS, Cleon	g	5	10	4	7	0	0	0	1	1	4	14	0	1	1	0
21	PRICE, Jordan	g	3	9	0	2	0	0	0	0	4	6	2	2	0	0	22
01	PETERSON, D.J.	g	0	3	0	3	0	0	0	3	3	1	0	3	1	0	2
10	SHULER, Johnnie	g	0	1	0	1	0	0	0	1	1	0	0	0	1	0	3
23	LEWIS, Khalid	g	3	9	0	2	2	2	0	5	5	0	8	5	2	2	3
TEAM										2	2	4					
Totals.....		19	51	4	15	11	14	9	28	37	12	53	14	13	5	8	200

TOTAL FG% 1st Half: 6-24 25.0% 2nd Half: 13-27 48.1% Game: 37.3% DEADBALL  
 3-Pt. FG% 1st Half: 1-8 12.5% 2nd Half: 3-7 42.9% Game: 26.7% REBOUNDS  
 F Throw % 1st Half: 5-6 83.3% 2nd Half: 6-8 75.0% Game: 78.6% 1

Officials: Paul Faia, Wally Rutecki, Gary Prager  
 Technical fouls: Saint Joseph's-None. La Salle-None.  
 Attendance: 2,449

Score by Periods 1st 2nd Total  
 Saint Joseph's 27 21 48  
 La Salle 18 35 53

### Game 20: January 31, 2015 - Hagan Arena SJU 75 - Davidson 70

**DeAndre' Bembyry** had 21 points, 17 rebounds and seven assists and Saint Joseph's fought back from a 13-point halftime deficit to defeat Davidson, 75-70, in the first meeting of the schools as A-10 members. It marked the fifth straight game of 20 plus-points for Bembyry, while his rebounding total was a new career-high and the second double-double of his career. **Aaron Brown** made the first start of his career, and responded with a career-high 20 points, while Isaiah Miles added 13 points for the Hawks. **James Demery** came off the bench for the first time this year and had 10 points. With just over four minutes to play, Bembyry put the Hawks up 61-57 with a three-pointer and then Miles banked in a three-pointer and was fouled with 2:59 to play, giving SJU its biggest lead of the game, 65-57. Miles answered with another three to give SJU a double-digit lead, 68-57. Davidson came back with eight straight and cut the SJU lead to 68-65. The Hawks built a 70-65 cushion with free throws by Bembyry and Demery with 42 seconds remaining. The Wildcats answered again with a layup at 36.2 seconds to close to 70-67. Bembyry connected on a pair from the line to increase the Hawks' lead to 72-67 but another three-pointer brought Davidson within 72-70. Brown hit two free throws to give SJU a 74-70 lead with 20 seconds left and after a DC three-point attempt was off the mark, Bembyry grabbed the rebound with 11 seconds left. Demery picked up the rebound off a missed three at :02 and made a free throw to provide the final margin. Trailing 41-28 at halftime, Saint Joseph's scored the first 11 points of the second half to cut the deficit to 41-39. That was the first part of a 20-3 run for Saint Joseph's, which allowed them to take a 48-44 lead at 12:25, punctuated by a dunk from Demery.

## GAME RECAPS

Davidson (14-5; 5-3 A-10)

##	Player	f	tot-fg		3-pt	fg	fga	ft	fta	rebounds		of	de	tot	pf	tp	a	to	blk	s	min
			fg	fga		fg	fga														
01	EKWU, Nathan	f	0	3	0	1	0	0	0	0	1	1	0	0	0	0	0	0	0	0	7
23	ALDRIDGE, P	f	7	12	5	8	5	7	4	3	7	2	24	2	2	0	1	39			
03	SULLIVAN, Brian	g	6	13	5	10	0	1	1	1	2	3	17	5	2	0	1	37			
04	KALINOSKI, Tyler	g	6	12	3	7	0	1	1	3	7	10	2	15	3	2	0	0	39		
05	BARHAM, Jordan	g	4	11	0	0	1	1	1	7	8	3	9	0	0	2	0	29			
02	WATKINS, Jordan	g	1	5	0	2	0	0	0	1	1	3	2	0	0	0	1	16			
15	MICHELSEN, Oskar	g	1	6	1	5	0	0	0	0	0	3	3	1	2	0	0	23			
40	MCAULIFFE, Andrew	g	0	2	0	0	0	0	0	4	4	3	0	0	0	2	0	10			
Totals.....			25	64	14	33	6	10	9	24	33	19	70	11	8	4	3	200			

TOTAL FG% 1st Half: 16-37 43.2% 2nd Half: 9-27 33.3% Game: 39.1% DEADBALL  
 3-Pt. FG% 1st Half: 8-17 47.1% 2nd Half: 6-16 37.5% Game: 42.4% REBOUNDS  
 F Throw % 1st Half: 1-1 100% 2nd Half: 5-9 55.6% Game: 60.0% 0

Saint Joseph's (9-11; 3-5 A-10)

##	Player	f	tot-fg		3-pt	fg	fga	ft	fta	rebounds		of	de	tot	pf	tp	a	to	blk	s	min
			fg	fga		fg	fga														
15	MILES, Isaiah	f	4	11	4	7	1	2	2	3	5	3	13	0	1	2	1	38			
43	BEMBRY, D	f	7	13	2	3	5	10	2	15	17	3	21	7	1	0	1	39			
34	BAUMANN, Javon	c	3	5	0	0	0	0	1	5	6	0	6	0	0	2	1	17			
02	BROWN, Aaron	g	7	13	3	5	3	3	1	3	4	3	20	1	3	1	1	36			
24	WILSON, Chris	g	0	4	0	4	2	4	2	4	6	2	2	6	3	0	1	31			
00	MASCHMEYER, E	g	0	0	0	0	0	0	0	0	0	0	0	0	0	0	2				
01	NEWKIRK, Shavar	g	1	4	0	2	1	2	0	0	0	1	3	0	1	0	0	14			
20	CASPER, Brendan	g	0	0	0	0	0	0	0	0	0	1	0	0	0	0	0	1			
25	DEMERY, James	g	4	7	0	0	2	4	3	2	5	3	10	0	0	1	1	22			
TEAM										1	2	3									
Totals.....			26	57	9	21	14	25	12	34	46	16	75	14	11	6	6	199			

TOTAL FG% 1st Half: 11-32 34.4% 2nd Half: 15-25 60.0% Game: 45.6% DEADBALL  
 3-Pt. FG% 1st Half: 4-12 33.3% 2nd Half: 5-9 55.6% Game: 42.9% REBOUNDS  
 F Throw % 1st Half: 2-4 50.0% 2nd Half: 12-21 57.1% Game: 56.0% 6

Officials: Anthony Franklin, Eric Anderson, Mike McCloskey

Technical fouls: Davidson-None. Saint Joseph's-None.

Attendance: 3,951

Score by Periods 1st 2nd Total

Davidson 41 29 70

Saint Joseph's 28 47 75

## Game 21: February 3, 2015 - Chaifetz Arena - St. Louis, Mo.

## Saint Louis 68 - SJU 61 (OT)

**Aaron Brown** scored a career-high 21 points and **DeAndre' Bembry** added 19 points and a game-high 12 rebounds, but a 10-3 run in the final four minutes gave Saint Louis a 68-61 overtime victory over Saint Joseph's. Trailing by two in the final 30 seconds, Bembry drove the baseline for a game-tying layup with 5.4 seconds left and then drew a charge on the Billikens' attempt at the game-winner. The Hawks' inbound pass at 1.3 seconds was intercepted and the game went into overtime. Saint Louis took a 62-58 lead with 1:33 remaining and Brown hit one from the line to get SJU within three, but an SLU basket made it a 64-59 game with 53 seconds left. Brown followed with a jumper at 43 seconds to cut it to 64-61, but the Hawks would not get any closer as the Billikens sealed the game in the final seconds. SJU kept a two-point lead through the first 10 minutes of the second half, but Saint Louis scored six straight points to go up, 44-42, for its first lead since the opening three minutes of the game, and then increased it to 47-42. **Chris Wilson** ended the Hawks' scoreless streak with a three-pointer and Brown converted a three-point play that pulled the Hawks back within 49-48. Miles made two of three free throws at 6:09 to regain the lead for SJU, to 50-49. Trailing 54-50, Shavar Newkirk hit a jumper and Bembry found Baumann for a layup to tie the game at 54-54. The teams traded free throws and then a Saint Louis layup with 30.2 seconds left gave SLU at 57-55 lead, setting the stage for Bembry's tying shot. It was the second road game in a week where the Hawks lost a double-digit lead from the first half, as they did at La Salle. Saint Joseph's made eight of its first 12 shots to take an 11-9 lead, and then ran off seven straight points to go up 18-9. **Isaiah Miles** and Brown hit back-to-back threes to build the Hawks' margin to 24-11, their largest of the game. Saint Louis had a 7-0 run of its own to cut the Hawk lead to 24-18 with under six minutes to play, and they would hold a 30-25 lead at halftime.

Saint Joseph's (9-12; 3-6 A-10)

##	Player	f	tot-fg		3-pt	fg	fga	ft	fta	rebounds		of	de	tot	pf	tp	a	to	blk	s	min
			fg	fga		fg	fga														
15	MILES, Isaiah	f	2	9	2	5	2	3	1	2	3	4	8	0	1	2	0	39			
34	BAUMANN, Javon	f	2	3	0	0	0	1	1	5	6	5	4	0	2	4	0	25			
43	BEMBRY, D	f	7	14	1	1	4	6	4	8	12	3	19	2	4	0	0	45			
02	BROWN, Aaron	g	7	16	2	3	5	7	3	4	7	4	21	1	2	0	0	39			
24	WILSON, Chris	g	1	6	1	3	0	0	0	3	3	0	3	2	3	0	1	35			
00	MASCHMEYER, E	g	0	1	0	0	0	0	0	0	0	0	0	0	1	0	3				
01	NEWKIRK, Shavar	g	1	3	0	1	0	0	1	3	4	2	2	2	2	0	0	21			
20	CASPER, Brendan	g	0	0	0	0	0	0	0	0	0	0	0	0	1	0	0	+			
25	DEMERY, James	g	2	6	0	2	0	0	0	0	0	1	4	0	1	0	2	18			
TEAM										3	3										
Totals.....			22	58	6	15	11	17	13	25	38	19	61	9	17	6	3	225			

TOTAL FG% 1st Half: 11-27 40.7% 2nd Half: 10-23 43.5% Game: 37.9% DEADBALL  
 3-Pt. FG% 1st Half: 4-7 57.1% 2nd Half: 2-6 33.3% Game: 40.0% REBOUNDS  
 F Throw % 1st Half: 4-4 100% 2nd Half: 5-9 55.6% Game: 64.7% 3

Saint Louis (10-12; 2-7 A-10)

##	Player	f	tot-fg		3-pt	fg	fga	ft	fta	rebounds		of	de	tot	pf	tp	a	to	blk	s	min
			fg	fga		fg	fga														
04	YARBROUGH, M	c	6	12	0	0	0	0	1	6	7	4	12	3	4	1	2	41			
25	GILLMANN, A	c	1	3	0	2	0	1	0	2	2	1	2	2	1	1	0	19			
00	BARTLEY, Marcus	g	5	8	2	5	0	0	0	1	1	1	2	12	1	2	0	34			

03	YACOUBOU, Ash	g	8	10	1	2	3	5	0	6	6	2	20	0	3	0	2	35			
05	ROBY, Davell	g	2	6	0	2	3	5	0	2	2	2	7	1	0	0	3	30			
02	MCBROOM, A	g	0	3	0	1	0	0	0	1	1	0	0	2	0	0	0	10			
11	REYNOLDS, Miles	g	1	2	0	0	3	4	0	2	2	1	5	3	0	0	1	14			
14	JOLLY, Brett	g	1	4	0	2	0	0	1	0	1	3	2	0	0	1	0	13			
32	CRAWFORD, Mike	g	0	3	0	1	2	2	0	0	0	1	2	0	0	0	0	14			
35	AGBEKO, Reggie	g	3	4	0	0	0	0	0	5	5	3	6	1	1	0	0	16			
TEAM										4	1	5									
Totals.....			27	55	3	15	11	17	6	26	32	19	68	13	11	3	8	225			

TOTAL FG% 1st Half: 11-29 37.9% 2nd Half: 13-23 56.5% Game: 49.1% DEADBALL  
 3-Pt. FG% 1st Half: 2-10 20.0% 2nd Half: 1-5 20.0% Game: 20.0% REBOUNDS  
 F Throw % 1st Half: 1-2 50.0% 2nd Half: 5-7 71.4% Game: 64.7% 3  
 Officials: Pat Driscoll, Brent Hampton, Gary Prager  
 Technical fouls: Saint Joseph's-None. Saint Louis-None.  
 Attendance: 6,953

Score by Periods 1st 2nd OT Total

Saint Joseph's 30 27 4 61

Saint Louis 25 32 11 68


## Game 22: February 7, 2015 - Hagan Arena

## SJU 58 - George Mason 54

**DeAndre' Bembry** had 14 points and 11 rebounds, and **Aaron Brown** added 11 points, as Saint Joseph's held off George Mason, 58-54, at Hagan Arena. The Hawks led from the start and owned a brief 10-point lead in the second half, but couldn't put George Mason away until the final minute. After **Chris Wilson** hit a pair of free throws to increase the Hawks' lead to 54-48 with 26 seconds to play, George Mason answered back with a three-pointer at 12.8 seconds to cut it to 54-51. Wilson then threw a length of the court pass to a streaking Bembry, who made the layup and converted the three-point play with 11.7 seconds left. GMU hit another three at :53 seconds, but Wilson hit one more free throw at 4.9 seconds to play to seal the win for the Hawks. Saint Joseph's led from the start in the first half, and after George Mason forced a 13-13 tie at 11:23, the Hawks went on an 11-3 run to take their biggest lead, 24-15, at 7:07. The Patriots closed to, 27-23, but **Jai Williams** and Bembry each hit a pair of free throws to build the 31-24 halftime lead. With 13 minutes to play in the second half, GMU trailed, 39-30, but went on a 9-2 run, to cut its deficit to 41-39. Saint Joseph's then scored the next eight points, with consecutive fast break layups by Bembry and Wilson and four straight points from Brown to take their biggest lead of the game, 49-39 at 6:16. George Mason ended the scoreless streak at 5:58 and the Patriots eventually closed to 50-48 and stayed within four points of the Hawks until Wilson's free throws with 26 seconds remaining.

George Mason (7-15; 2-8 A-10)

			tot-fg		3-pt		rebounds											
##	Player		fg	fga	fg	fga	ft	fta	of	de	tot	pf	tp	a	to	blk	s	min
31	JENKINS, Jalen	f	3	6	0	0	0	0	0	0	0	5	6	0	2	1	1	14
14	THOMPSON, S	c	6	8	0	0	3	6	5	11	16	3	15	2	6	0	0	37
03	HOLLOWAY, P	g	6	15	3	5	1	1	0	1	1	2	16	1	3	0	0	33
13	EDWARDS, Corey	g	0	3	0	3	0	0	0	2	2	2	0	5	4	0	2	30
44	JACKSON, Isaiah	g	0	0	0	0	0	0	0	2	2	1	0	2	0	0	0	11
01	GRAY, Vaughn	g	0	3	0	2	0	0	1	1	2	1	0	1	1	0	0	13
10	GUJANIC, Marko	g	2	4	1	2	0	0	1	0	1	4	5	0	1	0	0	23
12	TATE, Myles	g	0	1	0	0	0	0	1	2	3	1	0	0	1	0	1	10
15	PORTER, Trey	g	1	3	0	0	1	4	1	2	3	2	3	1	0	2	0	16
25	ROYAL, Julian	g	3	8	1	2	2	2	1	2	3	4	9	0	1	0	0	13
Team									2		1							
Totals.....			21	51	5	14	7	13	12	24	36	25	54	12	19	3	4	200



## EVAN MASCHMEYER


Senior • Guard • 6-3 • 200

Jeffersonville, Ind.

Jeffersonville

**Overall Stats:** 0.8 ppg, 0.3 rpg, 0.5 apg

**Atlantic 10 Stats:** 0.4 ppg, 0.0 rpg, 0.4 apg



## CHRIS WILSON

Senior • Guard • 6-3 • 208

Fayetteville, N.C.

Terry Sanford

**Overall Stats:** 7.0 ppg, 4.2 rpg, 2.9 apg

**Atlantic 10 Stats:** 7.4 ppg, 4.3 rpg, 3.5 apg

### 2014-15:

- Recorded two points and two assists at Duquesne
- Netted three points at Denver
- Scored season-high four points (2-of-2 FG) at #10 Villanova
- Dished out assist in win over LIU Brooklyn
- Matched career-high minutes with 15 at Gonzaga
- Had three pts, two rebs, and two assists in 12 minutes vs. FDU

### High School/Personal:

- Three-time All-Conference and All-Area selection
- Finance major

### 2014-15:

- Pulled down career-high 10 rebounds against Penn
- Scored career-high 23 points (6-of-10 FG, 5-of-9 3FG) vs. Fordham
- Notched nine points (4-of-6 FG) and four assists at #20 VCU
- Hit 15 pts (7-of-9 FG) and grabbed nine rebs vs. GW
- Pulled down seven rebounds at Denver
- Tallied 13 pts (4-of-10 FG) against Loyola Md.
- Averaged 8.0 ppg vs. Temple and #10 Villanova
- Notched 13 pts (5-of-12 FG) and seven rebs vs. LIU Brooklyn
- Dished out season-high five assists vs. Vermont
- Notched seven points (3-of-7 FG) at Gonzaga
- Had 12 pts (5-of-13 FG), six rebs, two assists, and two steals vs. FDU
- Team co-captain

### High School/Personal:

- Two-time Associated Press All-State Selection
- 2011 Player of the Year for District 4, the Cape Fear Region and the Mid-South Conference
- Communications major

### 2014-15 Game-by-Game


OPPONENT	MIN	FG-A	3PT-A	FT-A	OR	DR	TR	F	A	TO	BL	S	PT
Fairleigh Dickinson	12	1-3	1-3	0-0	0	2	2	0	2	2	0	0	3
Drexel	1	0-0	0-0	0-0	0	0	0	0	0	0	0	0	0
#13 Gonzaga	15	0-3	0-2	0-0	0	2	2	0	0	1	0	0	0
Vermont													
LIU Brooklyn	1	0-0	0-0	0-0	0	0	0	0	1	0	0	0	0
Western Kentucky	3	0-0	0-0	0-0	0	0	0	0	0	0	0	0	0
Temple													
#10 Villanova	5	2-2	0-0	0-0	1	0	1	0	0	2	0	0	4
Loyola-Md.	6	0-0	0-0	0-0	0	0	0	0	0	0	0	0	0
Marist	6	0-1	0-1	0-0	0	0	0	1	1	0	0	0	0
Denver	10	1-2	0-1	1-2	0	0	0	0	1	0	0	2	3
George Washington													
Duquesne	10	1-3	0-2	0-0	0	0	0	1	2	0	0	0	2
#20 VCU	6	0-1	0-0	0-0	0	0	0	1	0	0	0	0	0
Fordham													
St. Bonaventure													
Massachusetts	2	0-0	0-0	0-0	0	0	0	1	0	0	0	0	0
Penn	2	0-1	0-1	0-0	0	0	0	0	0	0	0	0	0
La Salle													
Davidson	2	0-0	0-0	0-0	0	0	0	0	0	0	0	0	0
Saint Louis	3	0-1	0-0	0-0	0	0	0	0	0	1	0	0	0
George Mason													
Rhode Island													
Fordham													
Dayton													
St. Bonaventure													
Massachusetts													
Richmond													
La Salle													
Rhode Island													

\* Denotes game started

### 2014-15 Game-by-Game

OPPONENT	MIN	FG-A	3PT-A	FT-A	OR	DR	TR	F	A	TO	BL	S	PT
Fairleigh Dickinson*	39	5-13	2-7	0-0	0	6	6	1	2	3	0	2	12
Drexel*	29	0-2	0-2	0-1	1	2	3	2	1	1	0	0	0
#13 Gonzaga*	29	3-7	1-3	0-1	1	0	1	3	0	2	0	2	7
Vermont*	28	2-7	1-3	0-0	1	0	1	3	5	1	0	0	5
LIU Brooklyn*	42	5-12	3-9	0-2	2	5	7	1	4	1	0	1	13
Western Kentucky*	18	0-2	0-1	0-0	0	2	2	1	2	3	0	1	0
Temple*	39	2-9	1-5	2-2	0	3	3	0	3	2	0	2	7
#10 Villanova*	30	3-6	1-3	2-3	2	2	4	0	3	1	0	0	9
Loyola-Md.*	30	4-10	1-4	4-4	1	3	4	1	4	1	0	1	13
Marist*	35	4-8	1-4	0-0	0	2	2	3	2	1	0	1	9
Denver*	36	1-8	0-4	1-2	0	7	7	2	2	1	0	1	3
George Washington*	33	7-9	1-2	0-1	2	7	9	3	4	1	0	0	15
Duquesne*	36	2-11	1-6	1-1	1	6	7	0	3	1	0	0	6
#20 VCU*	32	4-6	1-1	0-1	1	4	5	1	4	6	0	3	9
Fordham*	38	6-10	5-9	6-6	0	2	2	2	2	0	0	0	23
St. Bonaventure*	23	0-3	0-1	0-0	0	1	1	0	2	1	0	0	0
Massachusetts*	32	1-7	0-5	2-4	1	1	2	0	3	2	0	1	4
Penn*	31	1-6	1-5	0-0	0	10	10	0	0	1	0	2	3
La Salle*	37	2-7	0-2	0-0	1	3	4	2	7	1	1	0	4
Davidson*	31	0-4	0-4	2-4	2	4	6	2	6	3	0	1	2
Saint Louis*	35	1-6	1-3	0-0	0	3	3	0	2	3	0	1	3
George Mason*	30	2-3	1-2	3-4	1	3	4	2	2	1	0	2	8
Rhode Island													
Fordham													
Dayton													
St. Bonaventure													
Massachusetts													
Richmond													
La Salle													
Rhode Island													


\* Denotes game started



## AARON BROWN

Junior • Guard • 6-5 • 225  
Darby, Pa.  
Penn Wood

Overall Stats: 10.4 ppg, 3.9 rpg, 1.0 apg  
Atlantic 10 Stats: 11.8 ppg, 4.4 rpg, 1.3 apg



## ISAIAH MILES

Junior • Forward • 6-7 • 225  
Owings Mills, Md.  
Milford Mill Academy

Overall Stats: 10.2 ppg, 4.9 rpg, 1.0 apg  
Atlantic 10 Stats: 9.1 ppg, 4.7 rpg, 1.0 apg

### 2014-15:

- Has recorded double figures in 12 games
- Averaged 20.5 ppg in first two SJU starts vs. Davidson and St. Louis
- Netted season-high 21 pts (7-of-16 FG) at Saint Louis
- Netted 20 pts (7-of-13 FG) in first SJU start vs. Davidson
- Notched 12 pts (4-of-9 FG) and season-high eight rebs for ninth double-figure game vs. Fordham
- Netted 14 points (4-of-8 FG) at #20 VCU
- Hit 15 pts (6-of-10 FG) at Duquesne
- Notched 15 pts (4-of-9 FG) and added seven rebs and season-high three assists vs. LIU Brooklyn
- Hit 13 pts (4-of-11 FG) and added five rebounds vs. Vermont
- Netted team-high 14 pts (5-of-8 FG) at Gonzaga
- Registered nine points (3-of-6 FG) in SJU debut vs. FDU
- Transferred to SJU from West Virginia and sat out 2013-14
- Has two years of eligibility beginning this season

### High School/Personal:

- 2009-10 *Delaware County Daily Times* Player of the Year
- Averaged 20.5 points and 7.2 rebounds per game as a senior
- Two-time Associated Press All-State selection
- Team won the 2010 PIAA 4A state title and earned a berth in the state semifinals in 2011
- Sports marketing major

### 2014-15 Game-by-Game

OPPONENT	MIN	FG-A	3PT-A	FT-A	OR	DR	TR	F	A	TO	BL	S	PT
Fairleigh Dickinson	29	3-6	0-1	3-4	2	0	2	0	0	2	1	0	9
Drexel	28	5-10	0-0	1-1	1	3	4	2	0	1	0	0	11
#13 Gonzaga	17	5-8	1-2	3-4	0	1	1	3	0	0	0	1	14
Vermont	22	4-11	0-0	5-6	1	4	5	1	0	0	0	0	13
LIU Brooklyn	33	4-9	0-1	7-9	4	3	7	2	3	2	1	1	15
Western Kentucky	15	2-5	1-1	0-0	0	0	0	4	2	0	0	1	5
Temple	25	2-7	0-0	3-4	0	1	1	2	0	1	0	0	7
#10 Villanova	24	3-5	0-0	1-2	1	6	7	3	1	3	0	0	7
Loyola-Md.	14	0-3	0-0	1-2	0	4	4	5	0	0	0	0	1
Marist	19	4-6	0-0	2-4	2	3	5	2	1	4	0	0	10
Denver	33	3-6	0-1	6-6	0	3	3	1	1	1	0	1	12
George Washington	22	2-6	0-0	3-4	0	1	1	5	0	1	0	1	7
Duquesne	27	6-10	0-0	3-4	1	5	6	3	2	1	0	0	15
#20 VCU	27	4-8	0-0	6-8	2	4	6	0	3	2	0	0	14
Fordham	27	4-9	0-2	4-5	3	5	8	3	0	2	0	1	12
St. Bonaventure	22	3-11	1-3	0-0	1	3	4	3	2	2	0	1	7
Massachusetts	17	3-3	0-0	3-5	0	4	4	1	3	2	0	0	9
Penn	17	1-5	0-0	4-6	0	2	2	5	1	1	0	1	6
La Salle	15	1-3	0-0	0-0	0	1	1	1	0	1	0	0	2
Davidson*	36	7-13	3-5	3-3	1	3	4	3	1	3	1	1	20
Saint Louis*	39	7-16	2-3	5-7	3	4	7	4	1	2	0	0	21
George Mason	26	3-8	0-2	5-8	0	3	3	1	1	4	0	2	11
Rhode Island													
Fordham													
Dayton													
St. Bonaventure													
Massachusetts													
Richmond													
La Salle													
Rhode Island													

\* Denotes game started

### 2014-15:

- Has recorded double figures in 11 games
- Recorded 13 points (4-of-7 3FG) against Davidson
- Notched 10 points and seven rebounds at La Salle
- Posted 18 points (7-of-12 FG) vs. UMass
- Registered 12 points (3-of-7 FG, 5-of-5 FT) at #20 VCU
- Posted 11 points (4-of-10 FG) and eight rebounds at Duquesne
- Tallied career-high 24 points (8-of-11 FG) at Denver
- Registered 23 pts (9-of-14 FG, 4-of-7 3FG) at Marist
- Tallied 20 pts (7-of-14 FG) and added 9 rebs vs. Temple
- Notched nine pts (3-of-11 FG) and eight rebs vs. Western Kentucky
- Hit eight points (4-of-11 FG) in win over LIU Brooklyn
- Recorded 15 points (6-of-11 FG) and added career-high three steals vs. Vermont
- Registered five points and eight rebounds at Drexel
- Posted first career double-double (12 pts, 14 rebs) in first collegiate start vs. FDU

### High School/Personal:

- All-County honoree and two-time All-Metro First Team selection
- Led Glenelg Country School to MIAA-B Championship
- Business major

### 2014-15 Game-by-Game

OPPONENT	MIN	FG-A	3PT-A	FT-A	OR	DR	TR	F	A	TO	BL	S	PT
Fairleigh Dickinson*	33	5-14	1-4	1-1	8	6	14	3	3	2	1	0	12
Drexel*	34	1-9	0-4	3-4	3	5	8	3	0	1	0	2	5
#13 Gonzaga*	24	0-5	0-3	2-2	0	2	2	3	0	0	2	1	2
Vermont*	34	6-11	3-7	0-0	2	1	3	3	0	2	1	3	15
LIU Brooklyn*	27	4-11	0-2	0-1	0	3	3	4	0	2	2	0	8
Western Kentucky*	28	3-11	2-7	1-3	4	4	8	5	1	3	1	0	9
Temple*	33	7-14	1-4	5-7	5	4	9	3	4	3	1	0	20
#10 Villanova*	9	0-2	0-1	0-0	0	2	2	5	0	2	0	0	0
Loyola-Md.*	27	3-7	1-3	2-3	1	3	4	1	0	1	0	0	9
Marist*	34	9-14	4-7	1-2	0	3	3	3	0	2	2	1	23
Denver*	41	8-11	4-6	4-4	2	0	2	2	1	2	0	1	24
George Washington*	32	0-5	0-2	0-0	1	3	4	5	2	0	1	0	0
Duquesne*	32	4-10	2-6	1-1	5	3	8	3	0	2	2	0	11
#20 VCU*	24	3-7	1-3	5-5	0	2	2	5	0	2	1	0	12
Fordham*	38	2-8	1-4	0-0	4	4	8	3	2	3	0	1	5
St. Bonaventure*	30	3-10	2-6	2-2	3	3	6	3	1	2	2	0	10
Massachusetts*	38	7-12	2-4	2-2	1	0	1	4	1	2	0	1	18
Penn*	32	3-12	0-6	0-0	2	0	2	5	2	3	1	0	6
La Salle*	35	4-12	2-8	0-0	1	6	7	3	3	3	0	0	10
Davidson*	38	4-11	4-7	1-2	2	3	5	3	0	3	2	1	13
Saint Louis*	39	2-9	2-5	2-3	1	2	3	4	0	1	2	0	8
George Mason*	24	2-9	0-4	0-0	1	2	3	0	1	1	1	0	4
Rhode Island													
Fordham													
Dayton													
St. Bonaventure													
Massachusetts													
Richmond													
La Salle													
Rhode Island													

\* Denotes game started





## JAVON BAUMANN

R-Sophomore • Forward • 6-8 • 260  
Oberbiel Solms, Germany  
Theodor-Heus School

**Overall Stats:** 3.9 ppg, 3.7 rpg, 0.7 apg  
**Atlantic 10 Stats:** 3.7 ppg, 3.9 rpg, 0.8 apg



## DEANDRE' BEMBRY

Sophomore • Forward • 6-6 • 210  
Charlotte, N.C.  
The Patrick School (N.J.)

Atlantic 10  
Preseason All-Conference First Team

**2013-14 Atlantic 10 Co-Rookie of the Year**  
**2013-14 Atlantic 10 All-Rookie Team**  
**2013-14 Big 5 Rookie of the Year**

**Overall Stats:** 17.7 ppg, 7.5 rpg, 3.1 apg  
**Atlantic 10 Stats:** 19.5 ppg, 8.6 rpg, 3.6 apg

### 2014-15:

- Notched six points and matched career-high five blocks at La Salle
- Grabbed seven rebounds and added career-high five blocks vs. Penn
- Had seven points (3-of-4 FG) and six rebounds at St. Bonaventure
- Registered five points and six rebounds vs. Fordham
- Notched career-high 11 pts (5-of-6 FG) in career-high 32 minutes vs. Western Kentucky
- Had six points (3-of-5 FG) and five rebs vs. LIU Brooklyn
- Hit six pts (2-of-3 FG) and added six rebs vs. Vermont
- Grabbed two rebounds at Gonzaga
- Notched four points (2-of-4 FG) at Drexel
- Career-high eight rebs and three blocks in first collegiate start vs. FDU

### High School/Personal:

- Played for the Licher Baeren team in Germany's Pro-B League
- Food marketing major

### 2014-15 Game-by-Game

OPPONENT	MIN	FG-A	3PT-A	FT-A	OR	DR	TR	F	A	TO	BL	S	PT
Fairleigh Dickinson*	19	2-4	0-0	1-4	7	1	8	1	1	0	3	0	5
Drexel*	16	2-3	0-0	0-0	2	0	2	4	0	2	0	2	4
#13 Gonzaga*	19	0-3	0-0	1-2	2	0	2	0	2	0	1	0	1
Vermont*	25	2-3	0-0	2-4	2	4	6	4	2	3	1	4	6
LIU Brooklyn*	28	3-5	0-0	0-2	2	3	5	3	0	0	0	0	6
Western Kentucky*	32	5-6	0-0	1-2	2	2	4	3	1	1	1	0	11
Temple*	22	2-3	0-0	0-0	2	0	2	5	0	1	0	0	4
#10 Villanova*	9	0-1	0-0	1-2	0	0	0	4	0	0	1	0	1
Loyola-Md.*	21	1-3	0-0	0-0	1	1	2	3	1	2	1	0	2
Marist*	23	1-1	0-0	1-2	1	3	4	3	0	1	1	2	3
Denver*	10	1-1	0-0	1-2	0	0	0	2	0	0	1	0	3
George Washington*	12	1-3	0-0	0-2	2	0	2	3	1	0	0	0	2
Duquesne*	10	0-0	0-0	0-0	0	2	2	0	0	2	1	0	0
#20 VCU*	13	1-1	0-0	1-2	1	2	3	1	2	1	1	0	3
Fordham*	14	2-2	0-0	1-2	1	5	6	1	0	1	1	0	5
St. Bonaventure*	29	3-4	0-0	1-2	3	3	6	5	2	1	0	0	7
Massachusetts*	14	1-1	0-0	0-0	0	3	3	4	1	0	1	0	2
Penn*	25	1-2	0-0	1-2	5	2	7	3	2	1	5	1	3
La Salle*	30	3-3	0-0	0-0	1	3	4	4	2	0	5	0	6
Davidson*	17	3-5	0-0	0-0	1	5	6	0	0	0	2	1	6
Saint Louis*	25	2-3	0-0	0-1	1	5	6	5	0	2	4	0	4
George Mason*	18	1-2	0-0	0-1	1	0	1	3	0	2	0	1	2
Rhode Island													
Fordham													
Dayton													
St. Bonaventure													
Massachusetts													
Richmond													
La Salle													
Rhode Island													

\* Denotes game started

### 2014-15:

- Leads team with ten 20-plus point games and 20 double-figure games
- Hit fourth career and third consecutive double-double (14 pts, 11 rebs) for 19th consecutive double-figure game vs. George Mason
- Third career double-double (19 pts, 12 rebs) at Saint Louis
- Second career double-double (21 pts, career-high 17 rebs) vs. Davidson
- Hit 20 points (8-of-15 FG) and seven rebounds at La Salle
- Recorded 25 points (10-of-22 FG) against Penn
- Registered 25 pts (9-of-16 FG) and added team-best eight rebounds, seven assists, five steals, and three blocks vs. UMass
- Hit career-high 27 pts (9-of-16 FG, career-high 6-of-9 3FG) at St. Bonaventure
- Recorded 22 points (8-of-17 FG) and eight rebounds vs. GW
- Registered 21 pts (8-of-11 FG) and added seven rebs vs. Loyola Md.
- Hit 23 pts (10-of-20 FG) and four steals vs. Western Kentucky
- Tallied first career double-double (17 pts, 11 rebs) vs. LIU Brooklyn
- Recorded 22 pts (6-of-14 FG) and 9 rebs vs. Vermont
- Elected as team co-captain, becoming the second sophomore in school history to serve as captain, and the first since with 1936-37
- Named to the Preseason Atlantic 10 All-Conference First Team

### High School/Personal:

- 2013 Union County Player of the Year and All-State First Team
- McDonalds All-American nominee
- Averaged 21.8 points and 9.0 rebounds per game as a senior
- Sports marketing major

### 2014-15 Game-by-Game

OPPONENT	MIN	FG-A	3PT-A	FT-A	OR	DR	TR	F	A	TO	BL	S	PT
Fairleigh Dickinson*	37	3-10	1-3	1-2	1	4	5	3	4	2	0	2	8
Drexel*	39	5-13	1-5	2-3	2	6	8	2	3	3	2	3	13
#13 Gonzaga*	31	2-13	0-3	1-4	2	3	5	1	2	2	0	0	5
Vermont*	39	6-14	2-5	8-10	1	8	9	3	4	6	0	3	22
LIU Brooklyn*	44	7-17	2-8	1-3	2	9	11	3	5	4	1	0	17
Western Kentucky*	40	10-20	1-4	2-5	1	2	3	1	1	0	0	4	23
Temple*	40	3-15	0-6	5-6	2	5	7	2	2	1	2	2	11
#10 Villanova*	34	5-15	0-2	3-5	0	3	3	0	1	2	0	4	13
Loyola-Md.*	32	8-11	2-2	3-5	1	6	7	1	1	3	2	1	21
Marist*	38	5-10	2-4	4-5	1	8	9	3	7	3	0	2	16
Denver*	44	8-13	2-4	2-3	3	5	8	3	0	2	3	0	20
George Washington*	40	8-17	3-8	3-5	1	7	8	1	3	3	0	3	22
Duquesne*	31	7-16	4-10	0-1	1	1	2	2	4	0	0	2	18
#20 VCU*	34	7-12	2-4	0-0	0	8	8	4	3	4	3	0	16
Fordham*	40	3-11	1-6	6-6	1	7	8	2	4	5	1	2	13
St. Bonaventure*	38	9-16	6-9	3-7	2	3	5	1	2	1	3	1	27
Massachusetts*	38	9-16	2-7	5-9	3	5	8	0	7	2	3	5	25
Penn*	40	10-22	3-9	2-3	1	2	3	2	2	0	1	1	25
La Salle*	37	8-15	3-5	1-1	0	7	7	3	0	2	0	5	20
Davidson*	39	7-13	2-3	5-10	2	15	17	3	7	1	0	1	21
Saint Louis*	45	7-14	1-1	4-6	4	8	12	3	2	4	0	0	19
George Mason*	39	5-12	0-3	4-9	2	9	11	2	4	4	0	3	14
Rhode Island													
Fordham													
Dayton													
St. Bonaventure													
Massachusetts													
Richmond													
La Salle													
Rhode Island													

\* Denotes game started



## BRENDAN CASPER

Sophomore • Forward • 6-6 • 215  
Audubon, Pa.  
Methacton

Overall Stats: 1.7 ppg, 1.9 rpg, 0.3 apg  
Atlantic 10 Stats: 0.8 ppg, 1.2 rpg, 0.2 apg



### 2014-15:

- Pulled down career-high four rebounds at #20 VCU
- Recorded two points and three rebounds at Duquesne
- Notched two points and a rebound vs. both Marist and GW
- Had six pts (2-of-4 FG) and six rebs in nine minutes vs. Loyola Md.
- Hit career-high nine pts (4-of-9 FG) and nine rebs in career-high 20 minutes played at #10 Villanova
- Had two pts and one rebound in three minutes vs. LIU Brooklyn
- Tallied career-high three points and added first collegiate block in career-high seven minutes at Gonzaga

### High School/Personal:

- Made the Hawks' squad as a walk-on
- 2013 Pottstown Area Player of the Year
- Averaged 20.0 points and 10.0 rebounds per game as a senior
- Father, Rob, played basketball under Phil Martelli at Kenrick High School
- Business administration major

### 2014-15 Game-by-Game

OPPONENT	MIN	FG-A	3PT-A	FT-A	OR	DR	TR	F	A	TO	BL	S	PT
Fairleigh Dickinson													
Drexel													
#13 Gonzaga	7	1-3	0-1	1-2	0	1	1	1	0	0	1	1	3
Vermont													
LIU Brooklyn	3	1-1	0-0	0-0	1	0	1	0	0	0	0	0	2
Western Kentucky	3	0-1	0-1	0-0	0	0	0	0	0	0	0	0	0
Temple													
#10 Villanova	20	4-9	0-1	1-2	3	6	9	2	1	5	1	2	9
Loyola-Md.	9	2-4	1-2	1-2	0	6	6	1	1	0	0	0	6
Marist	3	1-2	0-0	0-0	0	1	1	0	0	0	0	0	2
Denver	7	0-1	0-0	0-0	0	3	3	1	0	2	0	0	0
George Washington	2	1-2	0-1	0-0	1	0	1	1	0	0	0	0	2
Duquesne	12	1-2	0-1	0-0	2	1	3	3	0	0	0	1	2
#20 VCU	15	1-3	0-1	1-5	2	2	4	3	2	1	0	0	3
Fordham													
St. Bonaventure	3	0-1	0-0	0-0	1	1	2	0	0	1	0	0	0
Massachusetts	3	0-0	0-0	0-0	0	0	0	0	0	0	0	0	0
Penn	4	0-0	0-0	0-0	0	0	0	5	1	0	0	0	0
La Salle	2	0-2	0-0	0-0	1	0	1	0	0	0	0	0	0
Davidson	1	0-0	0-0	0-0	0	0	0	1	0	0	0	0	0
Saint Louis	0+	0-0	0-0	0-0	0	0	0	0	0	1	0	0	0
George Mason	2	0-0	0-0	0-0	0	0	0	0	0	0	0	1	0
Rhode Island													
Fordham													
Dayton													
St. Bonaventure													
Massachusetts													
Richmond													
La Salle													
Rhode Island													

\* Denotes game started



## JAMES DEMERY

Freshman • Forward • 6-6 • 186  
Williamston, N.C.  
Northside Christian Academy

Overall Stats: 6.2 ppg, 3.4 rpg, 0.8 apg  
Atlantic 10 Stats: 6.3 ppg, 3.3 rpg, 0.8 apg



### 2014-15:

- Recorded 10 points (4-of-7 FG) against Davidson
- Pulled down season-high seven rebounds at St. Bonaventure
- Averaged 10.5 ppg vs. Duquesne and #20 VCU
- Hit seven pts (3-of-7 FG) and matched season-high six rebs vs. Loyola Md.
- Scored seven points (3-of-6 FG) against Temple
- Had six pts (2-of-4 FG) in season-high 34 minutes vs. Western Kentucky
- Hit game-tying 3PT FG with three seconds remaining in regulation en route to 11 pts (4-of-7 FG) in eventual win over LIU Brooklyn
- Pulled down season-high six rebounds vs. Vermont
- Recorded eight points (3-of-8 FG) and two steals at Gonzaga
- Hit 12 pts (4-of-9 FG) and added four rebs and two steals at Drexel
- Made first collegiate start in collegiate debut vs. FDU


### High School/Personal:

- Averaged 18.0 points and 5.0 rebounds per game
- All-Conference and All-County selection
- Helped team to third straight NCISAA 2A title
- Averaged 16.8 points as a junior
- Business major

### 2014-15 Game-by-Game

OPPONENT	MIN	FG-A	3PT-A	FT-A	OR	DR	TR	F	A	TO	BL	S	PT
Fairleigh Dickinson*	10	1-1	0-0	1-2	0	1	1	2	0	3	0	0	3
Drexel*	26	4-9	0-0	4-7	3	1	4	1	0	3	1	2	12
#13 Gonzaga*	19	3-8	0-1	2-2	2	0	2	2	0	2	0	2	8
Vermont*	25	0-3	0-0	4-6	4	2	6	0	0	1	1	0	4
LIU Brooklyn*	30	4-7	1-2	2-2	4	1	5	0	1	1	1	0	11
Western Kentucky*	34	2-4	1-2	1-3	1	3	4	0	2	3	1	0	6
Temple*	27	3-6	0-0	1-2	2	0	2	2	0	1	0	0	7
#10 Villanova*	21	1-9	0-1	1-4	1	2	3	1	0	3	1	0	3
Loyola-Md.*	22	3-7	0-0	1-3	3	3	6	2	1	0	0	1	7
Marist*	12	1-1	0-0	0-0	2	0	2	4	0	0	0	0	2
Denver*	20	2-4	0-1	3-5	2	1	3	3	3	1	0	0	7
George Washington*	20	2-6	0-2	2-2	0	2	2	2	2	2	0	1	6
Duquesne*	22	5-9	0-3	0-0	1	1	2	1	0	0	2	2	10
#20 VCU*	30	3-8	1-2	4-8	1	3	4	3	0	1	0	1	11
Fordham*	34	3-10	0-3	2-3	3	2	5	3	2	2	1	0	8
St. Bonaventure*	31	2-8	0-2	2-2	2	5	7	3	2	5	1	0	6
Massachusetts*	27	1-5	0-1	0-0	1	2	3	1	1	0	1	0	2
Penn*	20	2-5	0-0	0-1	2	1	3	3	2	1	0	0	4
La Salle*	10	0-8	0-1	0-0	3	2	5	0	0	2	1	0	0
Davidson	22	4-7	0-0	2-4	3	2	5	3	0	0	1	1	10
Saint Louis	18	2-6	0-2	0-0	0	0	0	1	0	1	0	2	4
George Mason*	26	2-3	0-1	2-4	0	0	0	2	1	0	0	1	6
Rhode Island													
Fordham													
Dayton													
St. Bonaventure													
Massachusetts													
Richmond													
La Salle													
Rhode Island													

\* Denotes game started



## SHAVAR NEWKIRK


Freshman • Guard • 6-0 • 170

Bronx, N.Y.

Cardinal Hayes

**Overall Stats:** 3.6 ppg, 1.9 rpg, 2.7 apg

**Atlantic 10 Stats:** 3.6 ppg, 1.5 rpg, 2.6 apg



## OBI ROMEO

Freshman • Forward • 6-10 • 230

White Sulphur Springs, W. Va.

Greenbrier East

**Overall Stats:** 1.0 ppg, 2.0 rpg, 1.3 bpg

**Atlantic 10 Stats:** ---

### 2014-15:

- Tallied six points, three rebs, two assists, and two steals at #20 VCU
- Dished out career-high six assists at Duquesne
- Recorded season-high nine points (3-of-7 FG) at Marist
- Registered five points and three steals vs. Loyola Md.
- Tallied two points and three assists vs. LIU Brooklyn
- Notched three pts and three rebs in season-high 27 minutes vs. Vermont
- Had two points and two blocks at Gonzaga
- Recorded seven pts (5-of-6 FT) and three defensive rebs at Drexel
- Had five pts, five rebs, and four assists in collegiate debut vs. FDU

### High School/Personal:

- Two-time *N.Y. Daily News* Bronx Player of the Year
- Two-time All-City and All-CHSAA First Team honoree
- Played for USA Select Team in the U-18 international tournament in Germany in May 2014
- Averaged 17.0 points, 7.0 assists and 4.0 rebounds as a senior
- Led squad to back-to-back appearances in CHSAA intersectional semifinals and to team's first Archdiocesan title in over 40 years
- Played his freshman year at Rice High School
- Accounting major

### 2014-15 Game-by-Game

OPPONENT	MIN	FG-A	3PT-A	FT-A	OR	DR	TR	F	A	TO	BL	S	PT
Fairleigh Dickinson	21	2-4	0-2	1-1	0	5	5	4	4	2	0	0	5
Drexel	25	1-5	0-0	5-6	0	3	3	1	2	2	1	1	7
#13 Gonzaga	22	1-7	0-3	0-0	0	1	1	0	1	1	2	0	2
Vermont	27	1-5	0-0	1-3	0	3	3	1	3	2	0	3	3
LIU Brooklyn	17	0-3	0-1	2-2	0	0	0	2	3	0	1	1	2
Western Kentucky	25	1-4	0-0	1-2	0	2	2	1	3	5	0	0	3
Temple	14	1-2	0-0	0-0	0	5	5	1	2	0	0	1	2
#10 Villanova	26	0-8	0-2	0-0	1	3	4	2	3	3	0	0	0
Loyola-Md.	26	1-3	0-2	3-4	0	1	1	2	2	1	0	3	5
Marist	24	3-7	0-2	3-4	0	1	1	1	3	0	0	0	9
Denver	24	0-0	0-0	1-2	0	0	0	2	4	5	0	0	1
George Washington	28	2-6	1-2	1-2	1	1	2	1	3	1	0	2	6
Duquesne	20	2-7	0-1	0-0	0	2	2	0	6	0	0	1	4
#20 VCU	18	2-5	0-0	2-5	0	3	3	0	2	2	1	2	6
Fordham	9	0-1	0-0	0-0	0	1	1	1	1	3	0	0	0
St. Bonaventure	24	2-4	0-0	0-0	0	1	1	1	3	0	0	1	4
Massachusetts	20	0-3	0-0	0-0	1	0	1	1	1	0	0	0	0
Penn	27	2-6	1-3	0-0	0	1	1	1	4	3	0	3	5
La Salle	27	2-8	1-3	1-1	0	1	1	2	3	2	0	1	6
Davidson	14	1-4	0-2	1-2	0	0	0	1	0	1	0	0	3
Saint Louis	21	1-3	0-1	0-0	1	3	4	2	4	2	0	0	2
George Mason	16	2-3	1-1	0-2	0	0	0	1	3	1	0	1	5
Rhode Island													
Fordham													
Dayton													
St. Bonaventure													
Massachusetts													
Richmond													
La Salle													
Rhode Island													

\* Denotes game started

### 2014-15:

- Had two points (2-of-2 FT), two blocks, and one steal in just four minutes in home debut vs. Loyola Md.
- Recorded one block and one steal in seven minutes at #10 Villanova
- Tallied two pts (1-of 1 FG) and three rebounds in just two minutes against Western Kentucky
- Had three rebounds, two blocks, an assist, and a steal in 13 minutes off the bench in collegiate debut at Gonzaga

### High School/Personal:

- Averaged 13.0 points and 14.0 rebounds per game
- Also averaged 4.5 blocks and shot 60 percent from the field
- Registered 12 blocks in one game
- Came to the United States in 2011 from Anambra State, Nigeria
- Sports marketing major

### 2014-15 Game-by-Game

OPPONENT	MIN	FG-A	3PT-A	FT-A	OR	DR	TR	F	A	TO	BL	S	PT
Fairleigh Dickinson													
Drexel													
#13 Gonzaga	13	0-0	0-0	0-0	1	2	3	0	1	0	2	1	0
Vermont													
LIU Brooklyn													
Western Kentucky	2	1-1	0-0	0-0	2	1	3	0	0	0	0	0	2
Temple													
#10 Villanova	7	0-0	0-0	0-1	0	1	1	0	0	0	1	0	0
Loyola-Md.	4	0-0	0-0	2-2	0	1	1	1	0	0	2	0	2
Marist													
Denver													
George Washington													
Duquesne													
#20 VCU													
Fordham													
St. Bonaventure													
Massachusetts													
Penn													
La Salle													
Davidson													
Saint Louis													
George Mason													
Rhode Island													
Fordham													
Dayton													
St. Bonaventure													
Massachusetts													
Richmond													
La Salle													
Rhode Island													


\* Denotes game started



## JAI WILLIAMS

R-Freshman • Forward • 6-9 • 262  
Philadelphia, Pa.  
Philadelphia Electrical & Technical  
Charter

**Overall Stats:** 1.0 ppg, 0.8 rpg, 0.1 apg  
**Atlantic 10 Stats:** 2.0 ppg, 1.0 rpg, 0.2 apg



## MIKE BOOTH

Freshman • Guard • 6-3 • 193  
Thornton, Pa.  
Bishop Shanahan

**Overall Stats:** 0.0 ppg, 0.5 rpg, 0.0 apg  
**Atlantic 10 Stats:** ---

### 2014-15:

- Hit career-high eight pts in career-high 19 min. vs. George Mason
- Scored first two career points and added two rebounds vs. UMass
- Pulled down rebound and added first collegiate block vs. GW
- Tallied two rebs and first career steal in home debut vs. Loyola Md.
- Recorded first career rebound at #10 Villanova
- Played two minutes in collegiate debut at Drexel
- Redshirted last season to further his development

### High School/Personal:

- 2013 McDonalds All-American nominee
- Two-time All-Public League selection
- Averaged 10.2 points as a senior
- Studio arts major

### 2014-15 Game-by-Game

OPPONENT	MIN	FG-A	3PT-A	FT-A	OR	DR	TR	F	A	TO	BL	S	PT
Fairleigh Dickinson													
Drexel	2	0-0	0-0	0-0	0	0	0	1	0	0	0	0	0
#13 Gonzaga													
Vermont													
LIU Brooklyn													
Western Kentucky													
Temple													
#10 Villanova	11	0-1	0-0	0-0	0	1	1	2	0	0	0	0	0
Loyola-Md.	5	0-0	0-0	0-0	0	2	2	0	0	0	0	1	0
Marist	2	0-0	0-0	0-0	0	0	0	1	0	0	0	0	0
Denver													
George Washington	11	0-1	0-0	0-0	0	1	1	0	0	0	1	0	0
Duquesne													
#20 VCU	1	0-0	0-0	0-0	0	0	0	0	0	0	0	0	0
Fordham													
St. Bonaventure													
Massachusetts	9	1-1	0-0	0-0	1	1	2	3	0	0	1	1	2
Penn	2	0-0	0-0	0-0	0	0	0	1	0	0	0	0	0
La Salle	7	0-0	0-0	0-0	0	1	1	0	1	1	1	0	0
Davidson													
Saint Louis													
George Mason	19	3-4	0-0	2-3	0	1	1	3	0	0	1	1	8
Rhode Island													
Fordham													
Dayton													
St. Bonaventure													
Massachusetts													
Richmond													
La Salle													
Rhode Island													

\* Denotes game started

### 2014-15:

- Saw two minutes apiece against Loyola Md. and Marist
- Recorded first career rebound at #10 Villanova
- Played two minutes off the bench in collegiate debut at Gonzaga
- Joins the team as a walk-on

### High School/Personal:


- Averaged 18.0 points per game as a senior
- 2014 All-Ches-Mont League First Team and All-Area Second Team
- Holds school record for three-point field goals in a season with 55
- Grandson of SJU Hall of Famer Harry Booth, who was the Hawks' head coach from 1974 to 1978
- Food marketing major

### 2014-15 Game-by-Game

OPPONENT	MIN	FG-A	3PT-A	FT-A	OR	DR	TR	F	A	TO	BL	S	PT
Fairleigh Dickinson													
Drexel													
#13 Gonzaga	2	0-1	0-0	0-0	0	0	0	0	0	0	0	0	0
Vermont													
LIU Brooklyn													
Western Kentucky													
Temple													
#10 Villanova	2	0-0	0-0	0-2	1	0	1	0	0	0	0	0	0
Loyola-Md.	2	0-0	0-0	0-0	0	0	0	0	0	0	0	0	0
Marist	2	0-0	0-0	0-0	0	1	1	0	0	0	0	0	0
Denver													
George Washington													
Duquesne													
#20 VCU													
Fordham													
St. Bonaventure													
Massachusetts													
Penn													
La Salle													
Davidson													
Saint Louis													
George Mason													
Rhode Island													
Fordham													
Dayton													
St. Bonaventure													
Massachusetts													
Richmond													
La Salle													
Rhode Island													

\* Denotes game started





## KYLE THOMPSON

Freshman • Guard • 6-2 • 191  
Mt. Laurel, N.J.  
St. Joseph's Prep

Overall Stats: 0.8 ppg, 0.5 rpg, 0.3 apg  
Atlantic 10 Stats: ---

### 2014-15:

- Scored one point and added one rebound in two minutes at Marist
- Registered first career basket and assist in home debut vs. Loyola Md.
- Played two minutes at #10 Villanova
- Recorded first career rebound in collegiate debut at Gonzaga
- Joins the team as a walk-on

### High School/Personal:

- All-Catholic League selection as a senior
- Averaged 12 ppg and led the team in rebounds, steals and assists
- Helped The Prep to state Final Four and Catholic League final
- Business administration major

## 2014-15 Game-by-Game

OPPONENT	MIN	FG-A	3PT-A	FT-A	OR	DR	TR	F	A	TO	BL	S	PT
Fairleigh Dickinson							Did Not Play						
Drexel							Did Not Play						
#13 Gonzaga	2	0-0	0-0	0-0	0	1	1	0	0	0	0	0	0
Vermont							Did Not Play						
LIU Brooklyn							Did Not Play						
Western Kentucky							Did Not Play						
Temple							Did Not Play						
#10 Villanova	2	0-1	0-0	0-0	0	0	0	0	0	0	0	0	0
Loyola-Md.	2	1-1	0-0	0-0	0	0	0	0	1	0	0	0	2
Marist	2	0-0	0-0	1-2	1	0	1	0	0	0	0	0	1
Denver							Did Not Play						
George Washington							Did Not Play						
Duquesne							Did Not Play						
#20 VCU							Did Not Play						
Fordham							Did Not Play						
St. Bonaventure							Did Not Play						
Massachusetts							Did Not Play						
Penn							Did Not Play						
La Salle							Did Not Play						
Davidson							Did Not Play						
Saint Louis							Did Not Play						
George Mason							Did Not Play						
Rhode Island													
Fordham													
Dayton													
St. Bonaventure													
Massachusetts													
Richmond													
La Salle													
Rhode Island													

\* Denotes game started



## PAPA NDAO

Senior • Forward • 6-8 • 220  
Dakar, Senegal  
Montverde Academy (Fla.)

2014-15: Will sit out the season due to medical reasons.

### High School/Personal:

- Member of runner-up team in ESPN-RISE National High School Inv.
- Interdisciplinary health studies major



## SKYLAR SCRIVANO

Junior • Forward • 6-10 • 225  
Doylestown, Pa.  
Central Bucks East

2014-15: Transferred to Saint Joseph's from Rider University and joins the squad as a walk-on... Will sit out this season due to transfer rules.

### High School/Personal:

- Averaged 15 points, 12 rebounds and four block as a senior
- Earned the team's Defensive Player of the Year award twice Served
- Sociology major



## MARKELL LODGE

Freshman • Forward • 6-7 • 203  
Washington, N.C.  
Pace Academy

2014-15: Will sit out the season to concentrate on academics.

### High School/Personal:

- Averaged 18.0 points, 8.0 rebounds and 3.0 blocks as a senior
- Two-time All-Conference selection and team MVP
- Played at Christian Faith Center Academy during his junior season
- Competed for the 17-Under U.S. Adidas National team
- Sports marketing major



**Saint Joseph's Basketball**  
**Saint Joseph's Combined Team Statistics (as of Feb 07, 2015)**  
**All games**



RECORD:	OVERALL	HOME	AWAY	NEUTRAL
ALL GAMES	10-12	8-3	2-8	0-1
CONFERENCE	4-6	4-1	0-5	0-0
NON-CONFERENCE	6-6	4-2	2-3	0-1

#	Player	gp-gs	min	avg	Total		3-Point		F-Throw		Rebounds				pf	dq	a	to	blk	stl	pts	avg
					fg-fga	fg%	3fg-fga	3fg%	ft-fga	ft%	off	def	tot	avg								
43	BEMBRY, DeAndre'	22-22	839	38.1	142-315	.451	40-111	.360	65-108	.602	33	131	164	7.5	45	0	68	54	21	44	389	17.7
02	BROWN, Aaron	22-2	534	24.3	76-168	.452	8-21	.381	68-92	.739	22	63	85	3.9	54	3	22	35	3	11	228	10.4
15	MILES, Isaiah	22-22	686	31.2	80-214	.374	32-103	.311	32-42	.762	46	61	107	4.9	73	5	21	42	22	11	224	10.2
24	WILSON, Chris	22-22	713	32.4	55-156	.353	22-85	.259	23-36	.639	17	76	93	4.2	29	0	63	37	1	21	155	7.0
25	DEMERY, James	22-20	506	23.0	50-134	.373	3-24	.125	34-60	.567	40	34	74	3.4	39	0	17	32	12	13	137	6.2
34	BAUMANN, Javon	22-22	431	19.6	37-59	.627	0-0	.000	12-32	.375	37	44	81	3.7	63	3	15	21	29	11	86	3.9
01	NEWKIRK, Shavar	22-0	475	21.6	27-98	.276	4-25	.160	22-36	.611	4	37	41	1.9	28	0	60	36	5	20	80	3.6
20	CASPER, Brendan	17-0	96	5.6	12-31	.387	1-8	.125	4-11	.364	11	21	32	1.9	18	1	5	10	2	5	29	1.7
05	ROMEO, Obi	4-0	26	6.5	1-1	1.000	0-0	.000	2-3	.667	3	5	8	2.0	1	0	1	0	5	1	4	1.0
40	WILLIAMS, Jai	10-0	69	6.9	4-7	.571	0-0	.000	2-3	.667	1	7	8	0.8	11	0	1	1	4	3	10	1.0
00	MASCHMEYER, Evan	15-0	84	5.6	5-17	.294	1-10	.100	1-2	.500	1	4	5	0.3	4	0	7	6	0	2	12	0.8
21	THOMPSON, Kyle	4-0	8	2.0	1-2	.500	0-0	.000	1-2	.500	1	1	2	0.5	0	0	1	0	0	0	3	0.8
03	BOOTH, Mike	4-0	8	2.0	0-1	.000	0-0	.000	0-2	.000	1	1	2	0.5	0	0	0	0	0	0	0	0.0
Team											40	38	78				3					
Total.....		22	4475		490-1203	.407	111-387	.287	266-429	.620	257	523	780	35.5	365	12	281	277	104	142	1357	61.7
Opponents.....		22	4477		518-1200	.432	141-391	.361	229-359	.638	231	527	758	34.5	407	7	286	281	75	130	1406	63.9

TEAM STATISTICS	SJU	OPP
SCORING	1357	1406
Points per game	61.7	63.9
Scoring margin	-2.2	-
FIELD GOALS-ATT	490-1203	518-1200
Field goal pct	.407	.432
3 POINT FG-ATT	111-387	141-391
3-point FG pct	.287	.361
3-pt FG made per game	5.0	6.4
FREE THROWS-ATT	266-429	229-359
Free throw pct	.620	.638
F-Throws made per game	12.1	10.4
REBOUNDS	780	758
Rebounds per game	35.5	34.5
Rebounding margin	+1.0	-
ASSISTS	281	286
Assists per game	12.8	13.0
TURNOVERS	277	281
Turnovers per game	12.6	12.8
Turnover margin	+0.2	-
Assist/turnover ratio	1.0	1.0
STEALS	142	130
Steals per game	6.5	5.9
BLOCKS	104	75
Blocks per game	4.7	3.4
ATTENDANCE	47664	41831
Home games-Avg/Game	11-4333	10-4056
Neutral site-Avg/Game	-	1-1266

Date	Opponent		Score	Att.
11/14/14	FAIRLEIGH DICKINSON	L	57-58	4200
11/17/14	at Drexel	W	52-49	2509
11/19/14	at Gonzaga	L	42-94	6000
11/22/14	VERMONT	W	68-60	3851
11/25/14	LIU BROOKLYN	Wot	74-70	3243
11/27/14	vs Western Kentucky	L	59-62	1266
12/03/14	TEMPLE	W	58-56	4200
12/06/14	at Villanova	L	46-74	6500
12/09/14	LOYOLA	W	68-42	3743
12/20/14	at Marist	W	75-58	1158
12/29/14	at Denver	Lot	73-77	1437
* 01/03/15	GEORGE WASHINGTON	L	60-64	4200
* 01/07/15	at Duquesne	L	68-71	1678
* 01/10/15	at VCU	L	74-89	7637
* 01/14/15	FORDHAM	W	66-55	3851
* 01/18/15	at St. Bonaventure	L	61-70	4244
* 01/21/15	MASSACHUSETTS	W	62-56	3687
01/24/15	PENN	L	52-56	8538
* 01/27/15	at La Salle	L	48-53	2449
* 01/31/15	DAVIDSON	W	75-70	3951
* 02/03/15	at Saint Louis	Lot	61-68	6953
* 02/07/15	GEORGE MASON	W	58-54	4200

\* - Conference game

Score by Periods	1st	2nd	OT	Totals
Saint Joseph's	608	730	19	1357
Opponents	644	736	26	1406



**Saint Joseph's Basketball**  
**Saint Joseph's Season Box Score (as of Feb 07, 2015)**  
**Conference games**



<b>RECORD:</b>	<b>OVERALL</b>	<b>HOME</b>	<b>AWAY</b>	<b>NEUTRAL</b>
ALL GAMES	4-6	4-1	0-5	0-0
CONFERENCE	4-6	4-1	0-5	0-0
NON-CONFERENCE	0-0	0-0	0-0	0-0

##	Player	gp-gs	min	avg	Total		3-Point		F-Throw		Rebounds				pf	dq	a	to	blk	stl	pts	avg
					fg-fga	fg%	3fg-fga	3fg%	ft-fa	ft%	off	def	tot	avg								
43	BEMBRY, DeAndre'	10-10	381	38.1	70-142	.493	24-56	.429	31-54	.574	16	70	86	8.6	21	0	36	26	10	22	195	19.5
02	BROWN, Aaron	10-2	258	25.8	40-87	.460	6-15	.400	32-44	.727	11	33	44	4.4	24	1	13	20	1	6	118	11.8
15	MILES, Isaiah	10-10	330	33.0	31-93	.333	16-49	.327	13-15	.867	19	28	47	4.7	33	2	10	19	11	3	91	9.1
24	WILSON, Chris	10-10	327	32.7	25-66	.379	10-35	.286	14-21	.667	9	34	43	4.3	12	0	35	19	1	8	74	7.4
25	DEMERY, James	10-8	240	24.0	24-70	.343	1-17	.059	14-23	.609	14	19	33	3.3	19	0	8	13	7	8	63	6.3
34	BAUMANN, Javon	10-10	182	18.2	17-24	.708	0-0	.000	3-10	.300	11	28	39	3.9	26	2	8	9	15	2	37	3.7
01	NEWKIRK, Shavar	10-0	197	19.7	14-44	.318	3-10	.300	5-12	.417	3	12	15	1.5	10	0	26	12	1	8	36	3.6
40	WILLIAMS, Jai	5-0	47	9.4	4-6	.667	0-0	.000	2-3	.667	1	4	5	1.0	6	0	1	1	4	2	10	2.0
20	CASPER, Brendan	9-0	40	4.4	3-10	.300	0-3	.000	1-5	.200	7	4	11	1.2	8	0	2	3	0	2	7	0.8
00	MASCHMEYER, Evan	5-0	23	4.6	1-5	.200	0-2	.000	0-0	.000	0	0	0	0.0	3	0	2	1	0	0	2	0.4
Team											22	15	37					3				
Total.....		10	2025		229-547	.419	60-187	.321	115-187	.615	113	247	360	36.0	162	5	141	126	50	61	633	63.3
Opponents.....		10	2027		238-557	.427	72-182	.396	102-162	.630	103	239	342	34.2	182	2	134	118	42	58	650	65.0

Score by Periods	1st	2nd	OT	Totals
Saint Joseph's	281	348	4	633
Opponents	295	344	11	650



**Saint Joseph's Basketball**  
**Saint Joseph's Team Game-by-Game (as of Feb 07, 2015)**  
**All games**



TEAM STATISTICS

				Total		3-Pointers		Free throws		Rebounds											
Opponent	Date	Score		fg-fga	pct	3fg-fga	pct	ft-fla	pct	off	def	tot	avg	pf	a	t/o	blk	stl	pts	avg	
FAIRLEIGH DICKINSON	11/14/14	57-58	L	22-55	.400	5-20	.250	8-14	.571	18	26	44	44.0	14	16	16	5	4	57	57.0	
at Drexel	11/17/14	52-49	W	18-51	.353	1-11	.091	15-22	.682	13	25	38	41.0	16	6	13	4	10	52	54.5	
at Gonzaga	11/19/14	42-94	L	15-58	.259	2-18	.111	10-17	.588	10	16	26	36.0	15	4	9	7	8	42	50.3	
VERMONT	11/22/14	68-60	W	21-54	.389	6-15	.400	20-29	.690	13	24	37	36.2	15	14	15	3	13	68	54.8	
LIU BROOKLYN	11/25/14	74-70	Wot	28-65	.431	6-23	.261	12-21	.571	16	25	41	37.2	15	17	10	6	3	74	58.6	
vs Western Kentucky	11/27/14	59-62	L	24-54	.444	5-16	.313	6-15	.400	13	18	31	36.2	15	12	15	3	6	59	58.7	
TEMPLE	12/03/14	58-56	W	20-56	.357	2-15	.133	16-21	.762	14	20	34	35.9	15	11	9	3	5	58	58.6	
at Villanova	12/06/14	46-74	L	18-59	.305	1-10	.100	9-21	.429	13	29	42	36.6	19	9	21	4	6	46	57.0	
LOYOLA	12/09/14	68-42	W	23-49	.469	5-13	.385	17-25	.680	7	31	38	36.8	17	11	8	5	7	68	58.2	
at Marist	12/20/14	75-58	W	28-50	.560	7-18	.389	12-19	.632	7	22	29	36.0	21	14	11	3	6	75	59.9	
at Denver	12/29/14	73-77	Lot	24-46	.522	6-17	.353	19-26	.731	8	21	29	35.4	16	12	14	4	5	73	61.1	
GEORGE WASHINGTON	01/03/15	60-64	L	23-55	.418	5-17	.294	9-16	.563	8	23	31	35.0	21	15	8	2	7	60	61.0	
at Duquesne	01/07/15	68-71	L	28-68	.412	7-29	.241	5-7	.714	13	22	35	35.0	13	17	7	5	6	68	61.5	
at VCU	01/10/15	74-89	L	25-51	.490	5-11	.455	19-34	.559	11	29	40	35.4	18	16	20	6	6	74	62.4	
FORDHAM	01/14/15	66-55	W	20-51	.392	7-24	.292	19-22	.864	15	27	42	35.8	15	11	16	3	4	66	62.7	
at St. Bonaventure	01/18/15	61-70	L	22-57	.386	9-21	.429	8-13	.615	16	22	38	35.9	16	14	13	6	3	61	62.6	
MASSACHUSETTS	01/21/15	62-56	W	23-48	.479	4-17	.235	12-20	.600	9	20	29	35.5	15	17	9	6	8	62	62.5	
PENN	01/24/15	52-56	L	20-59	.339	5-24	.208	7-12	.583	12	19	31	35.3	25	14	10	7	8	52	61.9	
at La Salle	01/27/15	48-53	L	20-58	.345	6-19	.316	2-2	1.000	8	25	33	35.2	15	16	12	8	6	48	61.2	
DAVIDSON	01/31/15	75-70	W	26-57	.456	9-21	.429	14-25	.560	12	34	46	35.7	16	14	11	6	6	75	61.9	
at Saint Louis	02/03/15	61-68	Lot	22-58	.379	6-15	.400	11-17	.647	13	25	38	35.8	19	9	17	6	3	61	61.9	
GEORGE MASON	02/07/15	58-54	W	20-44	.455	2-13	.154	16-31	.516	8	20	28	35.5	14	12	13	2	12	58	61.7	
Saint Joseph's		1357		490-1203	.407	111-387	.287	266-429	.620	257	523	780	35.5	365	281	277	104	142	1357	61.7	
Opponents		1406		518-1200	.432	141-391	.361	229-359	.638	231	527	758	34.5	407	286	281	75	130	1406	63.9	

Games played: 22  
Points/game: 61.7  
FG Pct: 40.7  
3FG Pct: 28.7  
FT Pct: 62.0

Rebounds/game: 35.5  
Assists/game: 12.8  
Turnovers/game: 12.6  
Assist/turnover ratio: 1.0  
Steals/game: 6.5  
Blocks/game: 4.7





**Saint Joseph's Basketball**  
**Saint Joseph's Points-Rebounds-Assists (as of Feb 07, 2015)**  
**All games**



Opponent	Date	Score		00 MASCHMEYER	01 NEWKIRK,SH	02 BROWN,AARO	03 BOOTH,MIKE	05 ROMEO,OBI	15 MILES,ISAI	20 CASPER,BRE
FAIRLEIGH DICKINSON	11/14/14	57-58	L	3-2-2	5-5-4	9-2-0	DNP	DNP	12-14-3	DNP
at Drexel	11/17/14	52-49	W	0-0-0	7-3-2	11-4-0	DNP	DNP	5-8-0	DNP
at Gonzaga	11/19/14	42-94	L	0-2-0	2-1-1	14-1-0	0-0-0	0-3-1	2-2-0	3-1-0
VERMONT	11/22/14	68-60	W	DNP	3-3-3	13-5-0	DNP	DNP	15-3-0	DNP
LIU BROOKLYN	11/25/14	74-70	W	0-0-1	2-0-3	15-7-3	DNP	DNP	8-3-0	2-1-0
vs Western Kentucky	11/27/14	59-62	L	0-0-0	3-2-3	5-0-2	DNP	2-3-0	9-8-1	0-0-0
TEMPLE	12/03/14	58-56	W	DNP	2-5-2	7-1-0	DNP	DNP	20-9-4	DNP
at Villanova	12/06/14	46-74	L	4-1-0	0-4-3	7-7-1	0-1-0	0-1-0	0-2-0	9-9-1
LOYOLA	12/09/14	68-42	W	0-0-0	5-1-2	1-4-0	0-0-0	2-1-0	9-4-0	6-6-1
at Marist	12/20/14	75-58	W	0-0-1	9-1-3	10-5-1	0-1-0	DNP	23-3-0	2-1-0
at Denver	12/29/14	73-77	L	3-0-1	1-0-4	12-3-1	DNP	DNP	24-2-1	0-3-0
GEORGE WASHINGTON	01/03/15	60-64	L	DNP	6-2-3	7-1-0	DNP	DNP	0-4-2	2-1-0
at Duquesne	01/07/15	68-71	L	2-0-2	4-2-6	15-6-2	DNP	DNP	11-8-0	2-3-0
at VCU	01/10/15	74-89	L	0-0-0	6-3-2	14-6-3	DNP	DNP	12-2-0	3-4-2
FORDHAM	01/14/15	66-55	W	DNP	0-1-1	12-8-0	DNP	DNP	5-8-2	DNP
at St. Bonaventure	01/18/15	61-70	L	DNP	4-1-3	7-4-2	DNP	DNP	10-6-1	0-2-0
MASSACHUSETTS	01/21/15	62-56	W	0-0-0	0-1-1	9-4-3	DNP	DNP	18-1-1	0-0-0
PENN	01/24/15	52-56	L	0-0-0	5-1-4	6-2-1	DNP	DNP	6-2-2	0-0-1
at La Salle	01/27/15	48-53	L	DNP	6-1-3	2-1-0	DNP	DNP	10-7-3	0-1-0
DAVIDSON	01/31/15	75-70	W	0-0-0	3-0-0	20-4-1	DNP	DNP	13-5-0	0-0-0
at Saint Louis	02/03/15	61-68	L	0-0-0	2-4-4	21-7-1	DNP	DNP	8-3-0	0-0-0
GEORGE MASON	02/07/15	58-54	W	DNP	5-0-3	11-3-1	DNP	DNP	4-3-1	0-0-0

Opponent	Date	Score		21 THOMPSON,K	24 WILSON,CHR	25 DEMERY,JAM	34 BAUMANN,JA	40 WILLIAMS,J	43 BEMBRY,DEA
FAIRLEIGH DICKINSON	11/14/14	57-58	L	DNP	12-6-2	3-1-0	5-8-1	DNP	8-5-4
at Drexel	11/17/14	52-49	W	DNP	0-3-1	12-4-0	4-2-0	0-0-0	13-8-3
at Gonzaga	11/19/14	42-94	L	0-1-0	7-1-0	8-2-0	1-2-0	DNP	5-5-2
VERMONT	11/22/14	68-60	W	DNP	5-1-5	4-6-0	6-6-2	DNP	22-9-4
LIU BROOKLYN	11/25/14	74-70	W	DNP	13-7-4	11-5-1	6-5-0	DNP	17-11-5
vs Western Kentucky	11/27/14	59-62	L	DNP	0-2-2	6-4-2	11-4-1	DNP	23-3-1
TEMPLE	12/03/14	58-56	W	DNP	7-3-3	7-2-0	4-2-0	DNP	11-7-2
at Villanova	12/06/14	46-74	L	0-0-0	9-4-3	3-3-0	1-0-0	0-1-0	13-3-1
LOYOLA	12/09/14	68-42	W	2-0-1	13-4-4	7-6-1	2-2-1	0-2-0	21-7-1
at Marist	12/20/14	75-58	W	1-1-0	9-2-2	2-2-0	3-4-0	0-0-0	16-9-7
at Denver	12/29/14	73-77	L	DNP	3-7-2	7-3-3	3-0-0	DNP	20-8-0
GEORGE WASHINGTON	01/03/15	60-64	L	DNP	15-9-4	6-2-2	2-2-1	0-1-0	22-8-3
at Duquesne	01/07/15	68-71	L	DNP	6-7-3	10-2-0	0-2-0	DNP	18-2-4
at VCU	01/10/15	74-89	L	DNP	9-5-4	11-4-0	3-3-2	0-0-0	16-8-3
FORDHAM	01/14/15	66-55	W	DNP	23-2-2	8-5-2	5-6-0	DNP	13-8-4
at St. Bonaventure	01/18/15	61-70	L	DNP	0-1-2	6-7-2	7-6-2	DNP	27-5-2
MASSACHUSETTS	01/21/15	62-56	W	DNP	4-2-3	2-3-1	2-3-1	2-2-0	25-8-7
PENN	01/24/15	52-56	L	DNP	3-10-0	4-3-2	3-7-2	0-0-0	25-3-2
at La Salle	01/27/15	48-53	L	DNP	4-4-7	0-5-0	6-4-2	0-1-1	20-7-0
DAVIDSON	01/31/15	75-70	W	DNP	2-6-6	10-5-0	6-6-0	DNP	21-17-7
at Saint Louis	02/03/15	61-68	L	DNP	3-3-2	4-0-0	4-6-0	DNP	19-12-2
GEORGE MASON	02/07/15	58-54	W	DNP	8-4-2	6-0-1	2-1-0	8-1-0	14-11-4