

**2014-15 SCHEDULE/RESULTS**

Overall: 5-12; Atlantic 10: 1-4; Big 2-1

**NOVEMBER**

Fri. 14	at No. 24/RV Rutgers	L, 52-76
<b>Tues. 18</b>	<b>TEMPLE #</b>	<b>W, 78-74 OT</b>
Sat. 22	at Liberty	L, 75-76 OT
Tues. 25	at Drexel	L, 76-63
Sat. 29	vs. St. Francis Brooklyn	W, 64-42
Sun. 30	at Seton Hall	L, 60-77

**DECEMBER**

<b>Thurs. 4</b>	<b>LEHIGH</b>	<b>L, 71-73</b>
<b>Sun. 7</b>	<b>VILLANOVA #</b>	<b>W, 58-54</b>
Tues. 9	at Penn #	L, 51-65
Sun. 21	at No. 5/4 Notre Dame	L, 50-64
<b>Sun. 28</b>	<b>QUINNIPIAC</b>	<b>L, 67-69</b>
<b>Mon. 29</b>	<b>CSUN</b>	<b>W, 61-54</b>

**JANUARY**

<b>Sat. 3</b>	<b>VCU *</b>	<b>W, 63-46</b>
<b>Wed. 7</b>	at George Washington *	L, 69-83
<b>Sat. 10</b>	<b>MASSACHUSETTS *</b>	<b>L, 47-65</b>
Thurs. 15	at Fordham * (CBSSN)	L, 47-57
Sun. 18	at Duquesne * (CBSSN)	L, 54-63
<b>Sat. 24</b>	<b>ST. BONAVENTURE *</b>	<b>2:00 p.m.</b>
Wed. 28	at Saint Louis *	12:30 p.m.
Sat. 31	at Davidson *	2:00 p.m.

**FEBRUARY**

<b>Wed. 4</b>	<b>LA SALLE *#</b>	<b>7:00 p.m.</b>
<b>Sun. 8</b>	<b>FORDHAM *</b>	<b>2:00 p.m.</b>
Wed. 11	at Rhode Island *	7:00 p.m.
Sun. 15	at Dayton * (CBSSN)	Noon
<b>Wed. 18</b>	<b>GEORGE MASON *</b>	<b>7:00 p.m.</b>
<b>Sat. 21</b>	<b>RICHMOND *</b>	<b>2:00 p.m.</b>
<b>Wed. 25</b>	<b>DUQUESNE *</b>	<b>7:00 p.m.</b>

**MARCH**

Sun. 1	at La Salle *	1:00 p.m.
W.-Sn. 4-8	Atlantic 10 Championship +	

Home games in **BOLD CAPS** at Hagan Arena;  
 All game times are EST and subject to change  
 \* Atlantic 10 Conference Game  
 # - Philadelphia Big 5 Game  
 + at The Richmond Coliseum (Richmond, Va.)

Contact: Jack Jumper • Cell Phone: 610-660-3389 • Email: jjumper@sju.edu

**SAINT JOSEPH'S UNIVERSITY HAWKS (5-12, 1-4 A-10)**

VS.

**ST. BONAVENTURE UNIVERSITY BONNIES (11-8, 1-5 A-10)**

Game #18 • January 24, 2015

Hagan Arena • Philadelphia, Pa. • 2:00 p.m.

**GAME DAY AT A GLANCE**

<b>Arena</b>	Hagan Arena (4,200)
<b>Live Stream</b>	Atlantic 10 Network
<b>Live Audio</b>	SJSN - Steve Wanczyk, Eric Kindler
<b>Series Record</b>	Saint Joseph's leads 37-12
<b>Next Game</b>	Wednesday, January 28 at Saint Louis, 12:30 p.m. ET

**GAME STORIES . . .**

- Saint Joseph's looks to snap a four game losing streak this Saturday as it returns home to host St. Bonaventure.
- The Hawks are coming off a 63-54 loss at Duquesne last Sunday.
- Saint Joseph's was held to a season-low 13 points in the first half at Duquesne, but responded with a season-high 41 points in the second half.
- The Hawks have lost a record 10 straight on the road dating back to last year, but are 4-3 at home this season.
- Over the last three contests, SJU has averaged 49.3 points per game and shot just 34.3 percent from the field (57-for-166) and 28.9 percent from three-point range (11-of-38).
- The Hawks enter Saturday with a 37-12 edge in the all-time series against the Bonnies, but have won just two of the last eight meetings (last boxscore and recap on page 2).
- St Bonaventure enters Saturday's game 11th overall at 60.7 points per game, with the Hawks just below them in 12th at 60.6 points per game.
- The matchup also features the two longest-tenured head coaches currently in the Atlantic 10 in Saint Joseph's **Cindy Griffin** (14th season) and St. Bonaventure's Jim Crowley (15th season).
- Griffin is currently one win shy of her 300th career victory.
- Senior **Natasha Cloud**, a Naismith Trophy candidate, is the only player in the A-10 to rank in the top-20 in scoring (16th - 12.8) and rebounding (18th - 6.2) and top-10 in assists (1st - 6.2) and steals (4th - 2.2).

**HAWKS AT A GLANCE**

**PROBABLE STARTERS**

No.	Pos.	Player	Yr.	Ht.	PPG	RPG	APG	MPG	Notes
3	G	Ciara Andrews	Jr	5-9	13.6	3.2	1.6	33.3	Had a game-high 17 points at Duquesne
4	G	Natasha Cloud	Sr.	6-0	12.8	6.2	6.2	37.2	Finished with 14 points and 9 assists versus Duquesne
13	F	Ashley Robinson	Gr.	6-2	8.2	5.8	0.8	28.5	Tallied 7 boards and 6 points at Duquesne
15	G	Kathleen Fitzpatrick	So.	5-9	9.7	2.4	1.2	30.1	Scored 2 points versus Duquesne
41	F	Sarah Fairbanks	Jr.	6-1	9.8	6.0	0.9	32.0	Grabbed 7 rebounds and had a blocked shot at Duquesne

**THE BENCH**

2	G	Mackenzie Rule	So.	5-6	1.1	1.0	0.6	8.9	Posted a career-high 9 points at Duquesne
21	G	Avery Marz	Fr.	5-7	12.6	--	--	--	Out - Sitting out 2014-15 season for medical reasons
23	G	Jordan Strode	R-So.	5-8	2.2	1.5	0.5	12.5	Added a rebound versus Duquesne
30	G/F	Sarah Veilleux	Fr.	6-0	2.8	1.3	0.0	8.5	Doubtful - Right foot
32	G/F	Chelsea Woods	Fr.	6-0	3.5	4.8	0.2	15.3	Played 7 minutes at Duquesne
33	F	Adashia Franklyn	Fr.	6-1	3.4	4.2	0.2	17.6	Scored 6 points and had 4 rebounds versus Duquesne
34	F	Amanda Fioravanti	So.	6-1	1.5	1.1	0.3	4.0	Sitting out per NCAA transfer rules
40	F	Candace Belvedere	Fr.	6-2	0.0	1.0	0.0	5.7	Played 5 minutes against Massachusetts



# 2014-15 SAINT JOSEPH'S BASKETBALL NOTES - PAGE 2

## SAINT JOSEPH'S' ROSTER

No.	Name	Yr.	Pos.	Ht.	Hometown	High School/Last School
2	Mackenzie Rule	So.	G	5-6	West Chester, Pa.	Cardinal O'Hara
3	Ciara Andrews	Jr.	G	5-9	Glenside, Pa.	Cheltenham
4	Natasha Cloud	Sr.	G	6-0	Broomall, Pa.	Cardinal O'Hara/Maryland
13	Ashley Robinson	Gr.	F	6-2	Warrington, Pa.	Archbishop Wood
15	Kathleen Fitzpatrick	So.	G	5-9	Drexel Hill, Pa.	Academy of Notre Dame de Namur
21	Avery Marz	Fr.	G	5-7	Sinking Springs, Pa.	Wilson West Lawn
23	Jordan Strode	R-So.	G	5-8	Charlotte, N.C.	Hickory Ridge
30	Sarah Veilleux	Fr.	G/F	6-0	Hebron, Conn.	RHAM
32	Chelsea Woods	Fr.	G/F	6-0	Philadelphia, Pa.	Freire Charter
33	Adashia Franklyn	Fr.	F	6-1	West Chester, Pa.	West Chester Bayard Rustin
34	Amanda Fioravanti	So.	F	6-1	Frederick, Md.	Our Lady of Good Counsel
40	Candace Belvedere	Fr.	F	6-2	Merrick, N.Y.	Kellenberg Memorial
41	Sarah Fairbanks	Jr.	F	6-1	Elizabethtown, Pa.	Elizabethtown Area

**Head Coach:** Cindy Griffin (Saint Joseph's '91, '93) - 14th year  
**Associate Head Coach:** Susan Moran (Saint Joseph's '02) - 12th year  
**Assistant Coaches:** Stephanie McCaffrey (Saint Joseph's '04) - 8th year,  
 Jada Pierce (West Chester '97) - 3rd year  
**Director of Basketball Operations:** Katie Gardler (Saint Joseph's '92) - 5th year  
**Graduate Assistant:** Chris Koclanes (Old Dominion '10) - 2nd year

## PRONUNCIATION GUIDE

**CIARA Andrews** . . . . .SEE-are-uh  
**ADASHIA Franklyn** . . . . .uh-DAY-zhuh  
**Sarah VEILLEUX** . . . . .vuh-LOU  
**Amanda FIORAVANTI** . . . . .  
 . . . . .fee-OR-uh-vahn-tee



## SERIES HISTORY

### Saint Joseph's vs. St. Bonaventure

**All-Time Series:** SJU leads 37-12  
**Last Meeting:** 2/5/14, SBU, 73-67  
**Last SJU Win:** 1/26/13, 61-44  
**Last SBU Win:** 2/5/14, 73-67  
**Current SJU Streak:** L-1



## STATISTICAL COMPARISON

	Saint Joseph's	St. Bonaventure
Overall Record	5-12	11-8
Conference Record	1-4	1-5
Home Record	4-3	5-3
Away Record	0-9	5-5
Neutral Record	1-0	1-0
Points Per Game	60.6	60.7
Opponent Points Per Game	65.5	59.4
Scoring Differential	-4.9	+1.3
Field Goal Percentage	.380	.398
Opponent Field Goal Percentage	.409	.356
3-Pt. Field Goals Made Per Game	4.0	3.8
3-Pt. Field Goal Percentage	.324	.287
Opponent 3-Pt. Field Goal Percentage	.282	.317
Free Throws Made Per Game	12.1	15.3
Free Throw Percentage	.725	.724
Rebounds Per Game	36.3	36.2
Opponent Rebounds Per Game	39.2	37.1
Rebounding Differential	-2.9	-0.9
Assists Per Game	11.6	10.8
Turnovers Per Game	14.2	16.3
Opponent Turnovers Per Game	14.1	15.0
Turnover Margin	+0.1	-1.3
Assist/Turnover Ratio	0.8	0.7
Steals Per Game	5.8	6.9
Blocks Per Game	3.5	3.9

## LAST MEETING BOXSCORE & RECAP

Date	Score	Site	Date	Score	Site
2/5/14	L, 67-73	Away	3/6/09	L, 65-72	Neutral
1/26/13	W, 61-44	Home	2/8/09	L, 52-64	Home
3/4/12	L, 52-78	Home	1/12/08	W, 68-61	Away
1/25/12	L, 61-68	Away	2/15/07	W, 76-67	Home
1/26/11	L, 40-51	Home	<i>The full list of all-time results is on pages 129-130 of the SJU Media Guide</i>		
2/6/10	W, 57-53	Away			

### February 5, 2014 - Reilly Center St. Bonaventure - 73, Saint Joseph's - 67

A late rally by Saint Joseph's came up short as the Hawks fell to St. Bonaventure, 73-67. A layup by **Natasha Cloud** brought the Hawks within five, but the Bonnies closed the game out at the foul line, hitting 10-of-10 from the charity stripe in the final minute after going just 8-of-19 from there the rest of the game.

Saint Joseph's Min.	FG-A	3PT	FT-A	OR	DR	TR	F	A	TO	B	S	Pts.
Robinson, f	19	0-2	0-0	2-2	1	0	1	3	0	2	0	2
Fairbanks, f	36	7-14	0-0	2-2	1	5	6	4	1	2	2	16
Shields, g	38	2-15	0-7	0-0	0	2	2	4	6	0	0	4
Cloud, g	39	8-14	3-5	3-4	2	7	9	4	3	2	0	22
Andrews, g	26	1-5	0-0	6-6	2	1	3	2	0	1	0	8
Gotfrida	10	1-4	0-0	0-0	1	0	1	1	0	3	0	2
de Jonge	3	0-0	0-0	0-0	0	0	0	0	0	0	0	0
Fitzpatrick	5	2-2	2-2	0-0	0	1	1	1	0	0	0	6
Gomez	1	0-0	0-0	0-0	0	0	0	0	0	0	0	0
Berger	23	3-3	1-1	0-0	0	2	2	3	0	0	0	7
Team					3	1	4					
<b>Totals</b>	<b>200</b>	<b>24-59</b>	<b>6-15</b>	<b>13-14</b>	<b>10</b>	<b>19</b>	<b>29</b>	<b>24</b>	<b>10</b>	<b>2</b>	<b>7</b>	<b>67</b>

St. Bonaventure Min.	FG-A	3PT	FT-A	OR	DR	TR	F	A	TO	B	S	Pts.
Little, f	32	4-8	0-0	5-9	5	13	18	3	2	4	2	13
Bowker, f	30	7-10	6-9	0-0	1	1	2	3	0	0	1	20
Healy, f	26	5-16	0-0	1-4	3	2	5	5	3	7	0	11
Rueter, g	31	4-7	2-3	5-6	0	4	4	2	1	3	1	15
Michael, g	33	1-1	1-1	5-6	1	0	1	1	4	1	0	8
Rombach	20	0-0	0-0	0-1	0	3	3	1	0	1	0	0
Harrison	1	0-0	0-0	0-0	0	0	0	0	0	0	0	0
Outlaw	27	2-4	0-0	2-3	0	2	2	2	1	0	0	6
Team					2	2	4					
<b>Totals</b>	<b>200</b>	<b>23-46</b>	<b>9-13</b>	<b>18-29</b>	<b>12</b>	<b>27</b>	<b>39</b>	<b>17</b>	<b>11</b>	<b>16</b>	<b>4</b>	<b>73</b>

**Halftime:** St. Bonaventure, 34-24      **Deadball Rebounds:** St. Bonaventure, 3-0  
**Attendance:** 571      **Officials:** Brunette, Enterline, Preato  
**FG %:** Saint Joseph's - 40.7%      St. Bonaventure - 50.0%  
**3-PT FG %:** Saint Joseph's - 40.0%      St. Bonaventure - 69.2%  
**FT %:** Saint Joseph's - 92.9%      St. Bonaventure - 62.1%

## PREVIOUS 10 GAMES VS. ST. BONAVENTURE



**INJURY REPORT**

Freshman **Avery Marz** is out for Saturday, while classmate **Sarah Veilleux** (right foot) is doubtful.

**MARZ TO MISS 2014-15 SEASON**

Saint Joseph's freshman **Avery Marz** will sit out the 2014-15 basketball season for medical reasons. A highly-touted guard from Wilson West Lawn High School, Marz suffered a stroke this past August. Working at home with physical therapists to regain full motion in her left arm and leg, she has taken a medical leave for the fall semester, but has been present for numerous team outings and practices. Marz returned to campus earlier this month and has begun taking classes. A four-year letterwinner at Wilson West Lawn, Marz led her team to four-straight District 3 AAAA titles and Berks County championships. Averaging 12.6 points per game as a senior, she was named an All-American Honorable Mention by the *Sporting News* and the Berks County Player of the Year as she helped her team to a #23 national ranking by the *Sporting News*.

**INJURY BUG HITS HAWKS**

The Hawks have struggled with injuries this season as SJU has not had its entire lineup available to play. The Hawks had a season-high 11 players suited up versus Drexel, while they have been limited to just eight healthy players on five occasions (Notre Dame, Quinnipiac, CSUN, George Washington and Massachusetts). Additionally, the Hawks have used six different starting lineups to date this season.

**CLOUD ADDS NAME TO ANOTHER SJU RECORD BOOK**

Senior guard **Natasha Cloud** had already added her name to several times to the SJU record book prior to this season. Cloud enters Saturday's 20th all-time in career rebounds with 465, 16 shy of Robyne Bostick's for 19th (481). She additionally is tied for sixth all-time in career assists alongside Renie Shields '82 with 479.

**SJU LOOKS FOR BENCH HELP**

Despite having four players that are scoring in double figures, the Hawks are still looking for a consistent scoring option off the bench. Saint Joseph's enters Saturday getting just 15 percent of its scoring off the bench as the reserves have scored only 161 points (9.5 ppg) to date. Versus Duquesne, the Hawks' bench tallied 15 points, highlighted by **Mackenzie Rules'** career-best nine points.

**HAWKS ON THE AIR**

The Saint Joseph's Sports Network (SJSN) marks its 25th year of operation in 2014-15, as the first broadcasts of men's and women's basketball games took place in the fall of 1990. The first women's game aired on WCZN-AM on November 23rd as the Hawks hosted Oregon. The 1990-91 season also marked the first in school history in which every SJU men's game aired on Philadelphia-area commercial radio.



Since its beginnings in 1990, SJSN's coverage of Hawk athletics has grown and included Saint Joseph's women's basketball television show *Courtside*, Phil Martelli's *HawkTalk* radio program and the nationally-renowned *HawkTalk* television show, which ran for 15 years.

Hawk fans everywhere will be able to hear the broadcast of every game through audio streaming at the Hawks' official athletics site, [www.SJUHawks.com](http://www.SJUHawks.com), which is provided free of charge. Fans can also take those broadcasts on-the-go, with the SJUHawks app for mobile devices.

**CLOUD NAMED TO NAISMITH TROPHY WATCH LIST**

Senior guard **Natasha Cloud** has been recognized as one of the top players in the nation as she was named to the Naismith Trophy Women's Basketball 50 Watch List. Proving to be one of the best point guards in the nation the past few seasons, the Broomall, Pennsylvania, native has picked up where she left off a season ago, ranking 13th nationally in assists (6.2 apg), while pacing the Hawks with a 6.2 rebounds a game. Starting all 17 games, the A-10 Pre-season First Team and A-10 All-Defensive Team honoree is currently shooting a career-best 41.0 percent from the field (75-183) and ranks second on the team in scoring at 12.8 points per game.

**GRIFFIN SETS CAREER WINS RECORD**

With her team's 58-54 win over Villanova on December 7, Saint Joseph's head coach **Cindy Griffin** became the all-time leader in wins at Hawk Hill. With the victory, Griffin collected her 249th win with the Hawks, passing the previous mark of 248 set by Women's Basketball Hall of Famer Jim Foster. Over 14 seasons, Griffin has posted a 251-178 record at Saint Joseph's.

**ANDREWS SOLID SEASON**

Guard **Ciara Andrews** came into her own as a sophomore, averaging 9.2 points per game and starting 17 contests a season ago. She has brought that momentum into this season as the potent offensive weapon currently leads the Hawks in scoring (13.6 ppg) and has scored in double figures in 13 of 17 games this season.

**OFFENSIVE PUNCH LOST TO GRADUATION**

With the departures of seniors **Erin Shields**, **Ilze Gotfrida** and **Kelsey Berger** to graduation, the Hawks lost a big portion of their offensive punch. Last season, the trio accounted for 41 percent of the team's scoring as they scored 966 points of the team's 2,358. Additionally, they were a major part of SJU's perimeter threat, totaling 124 of the team's 166 three-point field goals (74.7 percent).

**MORE TURNOVER(S)**

Saint Joseph's was one of the top teams in controlling the basketball last season as the Hawks ranked seventh nationally at 12.2 turnovers per game. This season SJU has not had the same success but ranks 55th nationally at 14.2 turnovers per game.

**WOODS MAKING MOST OF PLAYING TIME**

Starting five of the last seven games, freshman **Chelsea Woods** has made the most of her opportunity. After playing just 93 minutes (11.7 mpg) and adding 24 points (3.0 ppg) and 19 rebounds (2.4 rpg) over her first eight games, Woods has come on strong during her last eight, tallying 32 points (4.0 ppg) and 52 rebounds (6.5 rpg), while playing 160 minutes (20.0 mpg).

**FRANKLYN GARNERS MORE MINUTES**

Freshmen **Adashia Franklyn** has already proven to be a key contributor this season. Appearing in all 17 games, Franklyn is currently second on the team in blocked shots (15) and has led SJU in rebounding twice, including a season-best 11 versus St. Francis Brooklyn. She enters Saturday second among all newcomers in rebounding at 4.2 boards per game and scoring (3.4 ppg).

**FITZPATRICK MAKING MOST OF OPPORTUNITY**

Serving as a reserve last season, guard **Kathleen Fitzpatrick** has thrived this year. Tallying 39 points as a rookie (2.1 ppg), Fitzpatrick has already surpassed that as she has tallied 165 points over the first 16 games, good for a 9.8 points per game average. She additionally is sixth in the Atlantic 10 three pointers per game (2.3).



2014-15 Atlantic 10 Standings

Saint Joseph's was picked to finish third in the Atlantic 10 race, according to a poll of the Atlantic 10's head coaches. The following is the current standings (with preseason predictions in parenthesis). Standings as of 1/22/15.

Table with 3 columns: Rank, Team, A-10, Overall. Lists 12 teams including Fordham, George Washington, Dayton, VCU, George Mason, Richmond, Duquesne, Rhode Island, Massachusetts, Saint Louis, Saint Joseph's, Davidson, La Salle, and St. Bonaventure.

HAWKS IN NONCONFERENCE PLAY

Saint Joseph's stretch of four-straight seasons with a winning record in nonconference play came to an end this year. After going a combined 40-17 in nonconference games the last four years, the Hawks finished below .500 record. for the first time since 2009-10 as they went 4-8 in nonconference games.

FREE THROW WOES

Saint Joseph's graduate student Ashley Robinson accounted for the entire team's free throws at Penn on December 9 as the starting forward went 2-2. The two foul shots are the lowest total by the Hawks during head coach Cindy Griffin's tenure.

HAWKS LOOK FOR SIXTH STRAIGHT POSTSEASON BID

SJU is coming off its fifth consecutive postseason appearance, earning an at-large bid to the NCAA Tournament and advancing to the second round. SJU, which earned Postseason WNIT bids from 2009-10 to 2011-12 and NCAA Tournament bids the last two years, is currently tied for its second-longest postseason appearance streak. The Hawks previously made four straight appearances from 1975-79 and 1996-2000. Saint Joseph's longest consecutive post-season appearance streak is six seasons, from 1984-85 to 1989-90.

HAWK HILL ADVANTAGE

Saint Joseph's has always had a reputation of playing well at home. Over 41 seasons, the Hawks have boasted a 393-140 mark at Hawk Hill, including a 62-24 record at Hagan Arena.

LOGGING TIME

The Hawks currently feature four players averaging over 30 minutes per game. Senior Natahsa Cloud (37.2 mpg), juniors Ciara Andrews (33.3 mpg) and Sarah Fairbanks (32.0 mpg) and sophomore Kathleen Fitzpatrick (30.1 mpg) have accounted for 63.4 percent of the team's minutes (2,190 of 3,450) so far this season. Additionally, Cloud has missed only 10 minutes of game time in the past 11 contests as she has played 430 of a possible 440 minutes.

STRODE RETURNS TO LINEUP

After missing 61 straight games dating back to the 2012-13 season due to injury, redshirt sophomore guard Jordan Strode has been a bright spot for the Hawks this year. Appearing in 13 games, including starts versus Rutgers and Massachusetts, Strode is averaging 2.2 points and 1.5 rebounds per game and had a career-best seven points versus VCU.

ROBINSON RETURNS FOR FINAL SEASON

Graduate student Ashley Robinson is making the most of her sixth season at SJU. Missing the first two years (2009-11) due to leg injuries, the 6-foot-2 forward has improved every season. A two-year starter, Robinson averaged a career-best 6.2 points and 5.4 boards per game over 25 games last year, but has surpassed them with a 8.2 points per game and 5.8 rebounds per game average this season.

FAIRBANKS NEARS ALL-TIME LEADERS IN BLOCKED SHOTS

Junior forward Sarah Fairbanks is nearing the all-time leaders in blocked shots as the 6-foot-1 forward enters Sunday with 74 career swats. Fairbanks is just three blocks shy of 10th place (77 by Samira van Grinsven '12).

NEW YEAR, NEW RULE

Joining the Hawks as a walk-on last season, guard Mackenzie Rule appeared in four games, tallying two rebounds and an assist in 10 minutes of time. With the new year, Rule's role has expanded as the sophomore has already appeared in 11 games, tallying 12 points, 11 rebounds, six assists, and averaging 8.9 minutes per game. She is coming off a career-best performance at Duquesne as she went 3-for-3 from behind the arc for a career-high nine points.

2014-15 SAINT JOSEPH'S QUICKFACTS

Table of quick facts including Location (Philadelphia, Pa. 19131), Founded (1851), Enrollment (4,670), Denomination (Roman Catholic), Nickname (Hawks), Colors (Crimson and Gray), Athletic Affiliation (NCAA Division I), Conference (Atlantic 10), Home Arena (Michael J. Hagan '85 Arena), President (C. Kevin Gillespie), Associate Vice President/Athletic Director (Don DiJulia), 2013-14 Regular Season Record (.23-10), 2013-14 Atlantic 10 Conference Record (Place) (.10-6 (5th)), 2013-14 Philadelphia Big 5 Record (Place) (.4-0 (1st)), Letterwinners Returning/Lost (.8/5), Starters Returning/Lost (.4/1), Captains (Natasha Cloud, Sarah Fairbanks, Ashley Robinson), Head Coach (Cindy Griffin), Overall Record/Years (.299-.211/17th season), Record at Saint Joseph's/Years (.251-.178/14th season), Associate Head Coach (Susan Moran), Assistant Coaches (Stephanie McCaffrey, Jada Pierce), Director of Basketball Operations (Katie Gardler), Graduate Assistant (Chris Koclanes), Women's Administrative Assistant (Kathy MacDonald), Women's Basketball Athletic Trainer (Salvatore Capone), Women's Basketball Contact (Jack Jumper), Athletic Department ((610) 660-1707), Basketball Office ((610) 660-1710), Athletic Communications ((610) 660-3389), Press Row ((610) 660-2599), Athletics Website (www.sjuhawks.com).



WHY S-A-I-N-T JOSEPHS UNIVERSITY?

The corporate title of "Saint" Joseph's University, which has been in place since Saint Joseph's was granted university status by the Commonwealth of Pennsylvania in 1979, is now the "public" title of the institution for all aspects of its operations. Previously, the abbreviation of "St." Joseph's University was permitted in a number of alumni and athletic contexts. According to the most recent edition of the Higher Education Directory, there are at least nine recognized "St. Joseph's" among the nation's colleges and universities. Only one of them-Saint Joseph's University, Philadelphia-is a university-level, Master's I, NCAA Division I institution. A complete spelling of S-A-I-N-T Joseph's University in all contexts will help eliminate any confusion among higher education and other public constituencies.

HAWKS FACE TOUGH COMPETITION

As is the standard for SJU's scheduling, facing strong opponents is the norm and 2014-15 is no different. This year, the Hawks face 14 opponents that made a postseason tournament last year.

FIORAVANTI OUT PER NCAA TRANSFER RULES

Saint Joseph's sophomore forward Amanda Fioravanti is currently sitting out per NCAA transfer rules. Named the 2012-13 Gatorade Player of the Year for Maryland, she came to SJU last January after playing at Virginia the first semester. With the Cavaliers, Fioravanti averaged 1.5 points and 1.1 rebounds per game over eight games.

UP NEXT

Saint Joseph's begins a two-game road swing starting Wednesday

HAWKS AMONG NATIONAL LEADERS

Below is a the breakdown of Saint Joseph's rankings in the nation as of January 21, 2015.

Table with 7 columns: Team, Scoring Offense, Scoring Defense, Scoring Margin, FG Percentage, FG Pct. Defense, FT Percentage, 3PT FG Made, 3PT FG Percentage, Rebounding Margin, Blocked Shots, Assists, Steals, Assist/TO Ratio, Turnovers Per Game, Turnover Margin, Player Name, and various performance metrics.

HAWKS AMONG ATLANTIC 10 LEADERS

Below is a the breakdown of Saint Joseph's rankings in the Atlantic 10 as of January 22, 2015.

Table with 7 columns: Team, Scoring Offense, Scoring Defense, Scoring Margin, FT Percentage, FG Percentage, FG Pct. Defense, 3PT FG Made, 3PT FG Percentage, 3PT FG Pct. Defense, Rebounding Offense, Rebounding Defense, Rebounding Margin, Blocked Shots, Assists, Steals, Turnover Margin, Assist/TO Ratio, Offensive Rebounds, Defensive Rebounds, Player Name, and various performance metrics.



## MEDIA INFORMATION

### MEDIA CREDENTIALS

Credentials for media covering Saint Joseph's at Hagan Arena in 2014-15 should be made at least 24 hours in advance by contacting Jack Jumper.

Priority is given to daily newspapers, radio/TV stations and other media who cover Saint Joseph's and its opponents on a regular basis. Internet sites and agencies that will be considered for credentials include those of national cable networks or established publications. Internet sites representing local or regional media outlets will be provided credentials on a space-available basis. Websites that sponsor "message boards" or "chat rooms" where people are able to post anonymous information are ineligible for consideration of credentials. Credentials will only be issued to those 18 years of age and older.

### PHOTO CREDENTIALS

All photographers attending Saint Joseph's home basketball games must be credentialed. Requests for credentials should be made in at least 24 hours in advance to Jack Jumper. Due to space demands, access to freelance photographers is limited.

### SCOUT CREDENTIALS

Credentials for WNBA scouts must be requested in advance of the game by contacting Jack Jumper.

### RADIO POLICY

Radio stations designated as the primary visiting outlet can have access to phone lines at a cost of \$100 per line per game. (\$200 for ISDN), unless a reciprocal usage agreement exists. Visiting radio stations wishing to broadcast the game should contact Jack Jumper at (610) 660-3389 or by email (jjumper@sju.edu) to arrange phone lines.

### INTERVIEWS

All requests for interviews with Cindy Griffin and the Saint Joseph's student-athletes must be arranged through Jack Jumper. Advance notice of at least 24 hours is preferred, but every attempt will be made to accommodate all requests. Players will not be available for interviews on game day, except for post-game interviews.

### PRESS ROW

Only accredited members of the media and accredited scouts will be issued credentials to cover Saint Joseph's basketball, and only those with passes will be permitted to sit in press seating. Members of the media are reminded that press row is a working area and cheering for either team will not be tolerated.

### MEDIA SERVICES

Saint Joseph's and opponent's game notes, statistics, Atlantic 10 Conference notes and game programs will be available to working members of the media. Halftime statistics will be available in the media room at Hagan Arena and will also be distributed on press row. Final statistics will be distributed in the media room following completion of the game. Fax service is available at both locations.

Complete Saint Joseph's game notes will be available 24 hours prior to the game on SJUHawks.com.

### MEDIA PARKING

Media parking is available at the ROTC Lot on 54th Street behind Hagan Arena. Media members desiring to be on the parking list must contact Marie Wozniak at least 24 hours in advance of the game.

### POST-GAME

Saint Joseph's head coach Cindy Griffin will be available in the interview room following a post-game cooling off period. The Saint Joseph's locker room is not open to the media.

## THE HAWK



One of the most famous mascots in college sports, the Saint Joseph's Hawk has flapped its wings for 58 seasons.

The Hawk is best known for staying in constant motion by flapping its wings throughout every basketball game and representing the Saint Joseph's motto, "The Hawk Will Never Die."

Jim Brennan originated the idea for a hawk as mascot during the 1954-55 season. Brennan, an ex-Marine and SJU cheerleader, at first wanted to secure an actual hawk, but later switched to the costume idea. The student government

raised the 120 dollars needed to buy the initial costume, which Brennan donned for three years. He made his debut as the Hawk on January 4, 1956, a 69-56 win over La Salle at the Palestra. Since then, and including this season, a total of 31 SJU students have donned the costume. The Hawk has not missed a men's basketball game since that first season in 1955-56. The Hawk, who was present at most women's basketball games, became a mainstay in 1989. Since then, 12 SJU students have donned the costume, with **Aleena Yobbi** serving as the Hawk for his first year in 2014-15.

In addition to the constant flapping, the Hawk is also recognized by its "flying" in figure eights around the court during timeouts. Years ago, ESPN used a "flap-o-meter" on the national telecast of a Saint Joseph's game to estimate that the Hawk flaps its wings 3,500 times during a regulation game.

The most decorated mascot in the country, The Hawk has garnered numerous accolades in its 57-year history. In 2013-14, NCAA.com named The Hawk as "College Basketball's Best Tradition". The Sporting News, Sports Illustrated, Sports Illustrated for Kids, Street & Smith's Basketball Yearbook and ESPN College Basketball magazine have selected it as the nation's top mascot. Eastern Basketball tabbed The Hawk as the Atlantic 10 Conference's best mascot, while The Hawk won a "Best of Philly" award from Philadelphia Magazine in 2003-04. The Hawk was selected as a 2008 nominee for the Mascot Hall of Fame.

Saint Joseph's athletic teams have been recognized with the nickname "Hawks" since 1929. At that time, the school's yearbook editor, Charlie Dunn, initiated a contest among the student body for a symbol. More than 100 submissions were narrowed to two, with "Hawks" winning out over "Grenadiers" (World War I soldiers who specialized in tossing grenades) by a slim margin in the final vote.

John Gallagher '31, a catcher on the Saint Joseph's baseball team, submitted the winning suggestion. He won a sweater with a special Saint Joseph's monogram for selecting the winning name. According to the Student Annual, the nickname was appropriate because it typified "the fighting spirit of our crimson and gray athletes and it is suggestive of the aerial attack which has made our football team famous." Ironically, football was discontinued at Saint Joseph's following the 1939 season.

But it has been the connection with the storied tradition of the Saint Joseph's men's and women's basketball programs that has given The Hawk mascot its prominence on the national level, making it one of the most recognized mascots in college athletics.



# Cindy Griffin - Head Coach

## Saint Joseph's '91, MBA '93 - 14th Season

After leading Saint Joseph's to five straight postseason appearances, including the Second Round of the NCAA Tournament in 2013-14, **Cindy Griffin** returned for her 14th year as Saint Joseph's head coach. A 1991 and 1993 graduate of SJU, Griffin (nee Anderson) has compiled an overall record of 299-211 in 17 seasons as a head coach, and this season became Saint Joseph's all-time leader in wins as she has amassed a 251-178 record over 14 years at Hawk Hill.

Only the eighth coach in NCAA Division I history to lead her alma mater to the NCAA Tournament as a player and a coach, Griffin's squads have posted six 20-win seasons, six victories over nationally-ranked teams, and have advanced to the postseason 10 times, while her players have been honored as Atlantic 10 All-Conference performers 15 times.

Following up their A-10 Championship the season prior, the 2013-14 Hawks continued to prove themselves as one of the top programs nationally as they earned an at-large bid to the NCAA Tournament and advanced to the Second Round for just the seventh time in team history. Led by Erin Shields and Natasha Cloud, Saint Joseph's earned its fifth straight post-season bid and claimed its first outright Philadelphia Big 5 title since 2000-01.

Under Griffin's leadership, Saint Joseph's posted one of its most memorable seasons in team history in 2012-13 as the Hawks claimed the Atlantic 10 Championship for just the third time and earned the automatic NCAA Tournament bid. Led by a senior class that had advanced to the postseason every year, the Hawks finished with a 23-9 record that included wins over #5 Maryland and #11 Dayton.

In addition to the team's success, a trio of Hawks were singled out for their performances, led by NCAA Woman of the Year nominee Chatilla van Grinsven. With Griffin's guidance, van Grinsven turned in one of the more dominant seasons in recent SJU history, becoming just the fifth player in SJU history to average a double-double for the year en route to being named to the A-10 All-Conference First Team and the Big 5 Player of the Year. The duo of backcourt mates Shields and Cloud helped propel SJU to new heights, with Shields garnering A-10 and Big 5 Most Improved Player honors and I-AAA distinction, while Cloud was named the Most Outstanding Player of the 2013 A-10 Championship.

Backed by a veteran-laden team in 2011-12, the Hawks earned their third-straight WNIT berth and posted their most wins (22) since the 2003-04 season. Moving into second place in career victories at her alma mater, Griffin picked up her 200th win as the Hawks topped Boston University in the opening game of the WNIT on March 15, 2012. Leading the Hawks to a 15-4 mark at home, she helped Saint Joseph's become one of the more efficient teams in the nation, ranking fourth in fewest turnovers per game (12.5), 26th in three-point percentage (.348) and 39th in field goal percentage (.423).

### Coach Griffin At A Glance

**Career Record:** 299-211  
**Record at SJU:** 251-178  
**Atlantic 10 Record:** 120-79  
**Postseason Record:** 7-10

**Hometown:** Maple Glen, Pa.  
**Education:** Saint Joseph's '91,  
Saint Joseph's MBA '93  
**Playing Experience:**  
Saint Joseph's 1987-92  
**Coaching Experience:**  
Saint Joseph's 2001-Present  
Loyola (Md.) 1998-01

Individually, senior Michelle Baker and Kelly Cavallo had breakout years, both garnering All-Big 5 honors. Behind Griffin's teaching, Baker went on to be named to the A-10 All-Conference Second Team and capped her career as SJU's then all-time leader in games played (127) while ranking in the top 20 for scoring and field goals made. After seeing limited time as a freshman, Cavallo developed into one of the top post players in the A-10, leading SJU and finishing in the top five of the conference in rebounding, blocked shots and field goal percentage. With Griffin's aid, Cavallo finished her career second all-time in blocks and 11th in rebounding at SJU.

Returning just one starter for the 2010-11 season, the Hawks quickly jelled under Griffin's guidance as they went on to win 20 games, earned the program's 700th victory, and advanced to the second round of the WNIT. Backed by All-Big 5 honorees Baker and Katie Kuester, Saint Joseph's had its most efficient offensive showing since 2002-03, as the Hawks finished 60th in the nation in field goal percentage (42.1).

Additionally, several Hawks were honored for outstanding seasons in 2010-11, headlined by sophomore Ashley Prim becoming the first SJU player to be named Atlantic 10 Sixth Player of the Year. Baker became just the second Hawk to be named to the A-10 All-Defensive Team, while freshman Erin Shields became the sixth player Griffin has coached to A-10 All-Rookie Team honors.

Earning a postseason berth for the first time in two years, the Hawks surpassed predictions in 2009-10 as they finished tied for fourth in the Atlantic 10 after being picked to finish ninth. After opening the season with a 3-7 mark, Griffin saw her team begin to click at the end of the non-conference schedule as SJU claimed the 19th Annual Hawk Classic title and worked its way to .500 by the second week of the Atlantic 10 slate.

Posting a 9-5 mark against conference opponents, Griffin hit two milestones during A-10 play, earning her 150th win at Saint Joseph's in a victory against Dayton and earning her 200th coaching win against George Washington. The Hawks would go on to earn the program's seventh WNIT bid, and play the first post-season game at Hagan Arena.

In 2008-09, Griffin undertook arguably her toughest season to date as Saint Joseph's played every contest away from Hawk Hill for the first time in program history. And in typical SJU fashion, Griffin got her team to respond as Saint Joseph's went on to post an 8-5 record at home venues and earn its first Big 5 title since 2000-01. Individually five Hawks posted career bests in scoring, with Brittany Ford and Mariame Djouara both earning All-Big 5 Second Team honors.

Relying heavily on underclassmen in 2007-08, Griffin guided her Hawks to another winning season, including crowns at the Brown Basketball Classic and the Hilton Philadelphia Hawk Classic. Among the wins, Saint Joseph's posted its biggest win over a non-conference ranked opponent since the 1984-85, topping #15 Auburn for the Hawk Classic title.

Despite losing several experienced players prior to the 2006-07 season, Griffin had her team peaking at the right time. Playing Griffin's style of hard-nosed defense and persistent offense, the Hawks advanced to the Atlantic 10 Championship game, including the program's first win over a top 10 opponent (#8 George Washington) since 1992 along the way. Saint Joseph's capped the season with its fifth WNIT appearance in six years and tied the SJU record for games played in a season with 33.

Fueled by a collection of newcomers and a developed core of upperclassmen, Griffin led the Hawks back to national prominence in 2005-06. The Crimson and Gray engineered the nation's best turnaround (13 games) and received votes in the national polls for the first time since 2003-04. The Hawks advanced to the



## 2014-15 SAINT JOSEPH'S BASKETBALL NOTES - PAGE 8

semifinals of the A-10 Championship and earned a berth in the WNIT.

With the loss of four 1,000-point scorers, the 2004-05 Hawks showed their true colors down the stretch, earning a hard-fought victory over La Salle in the opening round of the Atlantic 10 Championship and coming within 10 points of 16th-ranked, and eventual A-10 Champion, Temple.

Led by six seniors, the 2004 team went 22-11 and advanced to the WNIT Elite Eight. Saint Joseph's finished second in the A-10 East and dropped a heartbreaker in the Atlantic 10 Championship to Temple. Four Hawk seniors reached the 1,000-point plateau, marking just the eighth time in NCAA history that a quartet of players had reached the milestone in the same season. Erin Brady, Irina Krasnoshiok, Stephanie (Graff) McCaffrey and Amra Mehmedic went on to sign professional contracts.

Following a memorable first year at the helm of her alma mater, Griffin upped the ante in her second season by capturing 2003 Atlantic 10 Coach of the Year honors after guiding the Hawks to a 19-11 record. The team sprinted to the conference's Eastern Division title and earned a berth in the WNIT for the second straight season, despite the departure of SJU's all-time leading scorer and a non-conference schedule that ranked fourth nationally.

Griffin helped to reinvigorate the SJU program in her first season, leading the squad to a 24-8 record and the second round of the WNIT. She capitalized on the team's tradition of scrappy play and rugged defense, while releasing the reins and allowing the team to play a more up-tempo style on the offensive end of the floor. The Hawks finished the year among the national leaders in nine different categories and paced the nation in free throw percentage for the second straight year.

Following her playing career, Griffin spent the 1992-93 season as a graduate assistant at her alma mater. She then accepted an assistant's spot at Vanderbilt University from 1993-95 under former Saint Joseph's head coach Jim Foster. Foster recruited Griffin to SJU and coached her during her playing career on Hawk Hill.

In her two years as an assistant at Vanderbilt, the Commodores finished 53-15 overall, won the 1995 SEC championship and reached the NCAA Sweet 16 both seasons. In addition to coaching responsibilities, she was the co-director of the Vanderbilt Basketball Camp and the director of the Black & Gold Club.

Griffin left Vanderbilt after the 1995 season to become an assistant coach at Loyola College (Md.). She spent three seasons as an assistant under Patty Coyle before being promoted to associate head coach in 1998. Griffin was promoted to the position of head women's basketball coach at Loyola midway through the 1998-99 season. She was the seventh-youngest head coach in Division I at the time. Griffin – who was named head coach five games into the season as Coyle left for an assistant coach position with the WNBA's New York Liberty – kept the Greyhounds' momentum going as Loyola won a team-record 21 games that year. Overall she compiled a record of 48-33 during her tenure at the Baltimore school, guiding the squad to the Metro Atlantic Athletic Conference semifinals all three seasons.

One of the top playmakers in Saint Joseph's history, Griffin starred for the Hawks from 1987-88 through 1991-92 (missing the 1988-89 season due to injury). A three-time team captain, Griffin finished her career with 662 points, 278 rebounds, 510 assists and 197 steals. She currently ranks fourth on SJU's all-time assist list.

As a junior in 1990-91, she played in 1,178 out of a possible 1,200 minutes to set the school record for minutes played in a single season. The Hawks made three NCAA Tournament appearances and posted three straight 20-win seasons during her playing career. A two-time Second Team All-Big 5 choice, as well as a Third Team All-Atlantic 10 pick as a senior, she was inducted into the Saint Joseph's Women's Basketball Hall of Fame in 1998.

A native of Maple Glen, Pa., Griffin played her high school basketball for Bishop McDevitt, winning two Philadelphia Catholic League titles. A 1987 graduate of McDevitt, she was inducted into its Athletic Hall of Fame in 1997, and in 2002, received the Philadelphia Catholic League's alumni achievement award. She earned a bachelor's degree in accounting from Saint Joseph's in 1991 and completed her M.B.A. from SJU in 1993. She resides in Conshohocken, Pa., with her husband Curtis and children, Kaylie, Hannah and Curtis Jr.

### Griffin's Year-By-Year Record

Year	School	Overall Record	Conference Record	Postseason
1998-99	Loyola College	17-6	13-5	MAAC Semifinals
1999-00	Loyola College	12-17	8-10	MAAC Semifinals
2000-01	Loyola College	19-10	12-6	MAAC Semifinals
2001-02	Saint Joseph's University	24-8	12-4	WNIT/A-10 Finals
2002-03	Saint Joseph's University	19-11	13-3	WNIT
2003-04	Saint Joseph's University	22-11	12-4	WNIT/A-10 Finals
2004-05	Saint Joseph's University	7-23	4-12	
2005-06	Saint Joseph's University	20-11	10-6	WNIT/A-10 Semifinals
2006-07	Saint Joseph's University	19-14	8-6	WNIT/A-10 Finals
2007-08	Saint Joseph's University	17-14	8-6	
2008-09	Saint Joseph's University	13-17	5-9	
2009-10	Saint Joseph's University	17-15	9-5	WNIT
2010-11	Saint Joseph's University	20-12	8-6	WNIT
2011-12	Saint Joseph's University	22-11	9-5	WNIT
2012-13	Saint Joseph's University	23-9	11-3	NCAA/A-10 Champions
2013-14	Saint Joseph's University	23-10	10-6	NCAA
2014-15	Saint Joseph's University	5-12	1-4	
<b>1998-Present</b>	<b>17 Seasons</b>	<b>299-211</b>	<b>153-100</b>	<b>10 Appearances</b>
<b>Head Coaching Record at Saint Joseph's: 251-178 (.585) – 14 Seasons</b>				
<b>Career Head Coaching Record: 299-211 (.586) – 17 Seasons</b>				



Ciara Andrews #3

Junior • Guard • 5-9  
Glenside, Pa.  
Cheltenham

Overall Stats: 13.6 ppg, 3.2 rpg, 1.6 apg

• Seton Hall Thanksgiving Tournament All-Tournament Team

2014-15:


- Scored a career-high 23 points and added four assists, three rebounds and two steals at Liberty
- Had a team-high 22 points and added five boards and three assists at Seton Hall
- Led SJU with 19 points and had six rebounds at Rutgers
- Scored a team-high 17 points and added six rebounds against Villanova
- Finished with 14 points, four assists and two rebound in win over Temple
- Added 15 points and 2 rebounds at Notre Dame
- Had 17 points and five rebounds against Duquesne
- Scored 14 points and had three assists and two steals against Lehigh
- Added 11 points, five rebounds and three assists versus St. Francis Brooklyn
- Scored 12 points and had four rebounds versus Quinnipiac
- Tallied six points and had two rebounds at Drexel
- Scored 17 points at George Washington

Table with 3 columns: Stat, Season Highs, Career Highs. Rows include Points, Field Goals, 3-Pt Field Goals, Free Throws, etc.

2014-15 Game-by-Game

Table with 15 columns: Opponent, Min, FG-A, 3PT-A, FT-A, OR, DR, TR, F, A, TO, B, S, Pts. Lists game stats for various opponents.

- - Denotes game started



Candace Belvedere #40

Freshman • Forward • 6-2  
Merrick, N.Y.  
Kellenberg Memorial

Overall Stats: 0.0 ppg, 1.0 rpg, 0.0 apg

2014-15:

- Added a rebound in collegiate debut versus CSUN
- Grabbed two rebounds at George Washington
- Played five minutes versus Massachusetts
- Missed opening 10 games due to leg injury

Table with 2 columns: Stat, Season Highs. Rows include Points, Field Goals, 3-Pt Field Goals, Free Throws, etc.

2014-15 Game-by-Game

Table with 15 columns: Opponent, Min, FG-A, 3PT-A, FT-A, OR, DR, TR, F, A, TO, B, S, Pts. Lists game stats for various opponents.



**Natasha Cloud #4**

Senior • Guard • 6-0  
Broomall, Pa.  
Cardinal O'Hara / Maryland

Overall Stats: 12.8 ppg, 6.2 rpg, 6.2 apg

- Preseason Atlantic 10 All-Conference First Team
- Preseason Atlantic 10 All-Defensive Team
- Seton Hall Thanksgiving Tournament All-Tournament Team
- 22nd Hawk Classic All-Tournament Team
- Big 5 Player of the Week (11/24)
- Tied-sixth all-time in career assists at SJU (479)
- 20th all-time in career rebounds at SJU (465)

**2014-15:**

- Scored a career-high 29 points and added five rebounds, three assists, two steals and a blocked shot at Liberty
- Game-high 26 points at George Washington
- Tallied 16 points, eight rebounds and seven assist in win over St. Francis Brooklyn
- Matched career-high with 13 assists and scored a team-high 17 points against Quinnipiac
- Finished with 10 points, 10 assists and six rebounds versus VCU
- Had a team-high 16 points and five steals at Notre Dame

	Season Highs	Career Highs
Points:	29, at Liberty, 11/22/14	Same
Field Goals:	10, at Liberty, 11/22/14	Same
Field Goals Att:	20, at George Washington, 1/7/15	Same
3-Pt Field Goals:	4, at George Washington, 1/7/15	Same
3-Pt Field Goals Att:	6, 2x, last vs. UMass, 1/10/15	Same
Free Throws:	8, vs. VCU, 1/3/15	9, 2x, last vs. Dayton, 1/26/14
Free Throws Att:	9, vs. Quinnipiac, 12/18/14	10, 3x, last vs. Saint Louis, 1/29/14
Offensive Rebounds:	3, at George Washington, 1/7/15	4, 2x
Defensive Rebounds:	9, 2x, last vs. Villanova, 12/7/14	11, 2x, last at Massachusetts, 2/27/14
Total Rebounds:	10, vs. Lehigh, 12/4/14	12, at Massachusetts, 2/27/14
Assists:	13, vs. Quinnipiac, 12/18/14	13, 4x
Blocks:	2, at Duquesne, 1/18/15	2, 4x
Steals:	5, at Notre Dame, 12/21/14	6, at George Washington, 1/17/13
Minutes:	42, vs. Temple, 11/18/14	45, at Fordham, 2/24/13

**2014-15 Game-by-Game**

Opponent	Min	FG-A	3PT-A	FT-A	OR	DR	TR	F	A	TO	B	S	Pts
Rutgers *	37	1-6	0-3	1-2	1	5	6	3	10	5	0	1	0
Temple *	27	2-4	1-2	4-4	0	7	7	4	3	2	1	1	9
Liberty *	42	10-16	3-4	6-8	1	4	5	1	3	2	1	2	29
Drexel *	32	2-7	0-1	2-2	1	7	8	3	8	6	1	0	6
St. Francis *	33	7-9	2-3	0-0	1	7	8	0	7	3	0	1	16
Seton Hall *	32	3-4	0-1	2-2	1	4	5	4	3	8	0	0	8
Lehigh *	39	3-10	0-3	1-2	1	9	10	3	8	0	0	1	7
Villanova *	36	5-11	1-2	0-0	0	9	9	0	2	1	0	2	11
Penn *	38	3-13	1-2	0-0	0	7	7	2	8	3	0	3	7
Notre Dame *	40	7-14	1-4	1-1	0	2	2	2	0	5	0	5	16
Quinnipiac *	40	5-10	0-0	7-9	0	6	6	3	13	6	0	1	17
CSUN *	40	2-9	1-3	6-6	0	4	4	1	8	0	1	2	11
VCU *	38	1-7	0-2	8-8	0	6	6	1	10	0	0	4	10
GW *	40	9-20	4-6	4-5	3	4	7	4	3	4	0	4	26
Massachusetts *	40	6-16	2-6	6-8	0	3	3	2	7	5	1	4	20
Fordham *	40	3-12	0-2	1-2	1	7	8	1	3	4	0	3	7
Duquesne *	39	6-15	1-4	1-3	0	5	5	1	9	3	2	3	14

-- Denotes game started



**Sarah Fairbanks #41**

Junior • Forward • 6-1  
Elizabethtown, Pa.  
Elizabethtown

Overall Stats: 9.8 ppg, 6.0 rpg, 0.9 apg

- Preseason Atlantic 10 All-Conference Third Team

**2014-15:**

- Missed last two games due to hand injury
- Scored a career-high 23 points and had 13 rebounds in win over Temple
- Added 16 points and six rebounds at Rutgers
- Tallied 10 points and seven rebounds versus Lehigh
- Finished with 10 points, four blocked shots and four rebounds in win over St. Francis Brooklyn
- Scored 12 points and had five rebounds against Villanova
- Had game-high 15 points and added six boards, three assists and three blocked shots.
- Tallied eight points and six rebounds at Seton Hall
- Added four points and four rebounds against Drexel
- Grabbed six rebounds and had six points and two blocked shots at Penn

	Season Highs	Career Highs
Points:	23, vs. Temple, 11/18/14	Same
Field Goals:	7, 2x, last vs. Temple, 11/18/14	9, 2x, last at Richmond, 1/2/14
Field Goals Att:	19, vs. Temple, 11/18/14	Same
3-Pt Field Goals:	Yet To Come	Same
3-Pt Field Goals Att:	Yet To Come	2, vs. Mount St. Mary's, 11/8/13
Free Throws:	9, vs. Temple, 11/18/14	Same
Free Throws Att:	9, vs. Temple, 11/18/14	11, vs. Liberty, 11/23/13
Offensive Rebounds:	5, 2x, last vs. Lehigh, 12/4/14	6, vs. Saint Louis, 1/29/14
Defensive Rebounds:	9, vs. Quinnipiac, 12/28/14	Same
Total Rebounds:	13, vs. Temple, 11/18/14	Same
Assists:	3, vs. VCU, 1/3/15	4, at Quinnipiac, 12/1/13
Blocks:	4, 2x, last vs. Quinnipiac, 12/28/14	Same
Steals:	2, 2x, last vs. CSUN, 12/29/14	2, 6x
Minutes:	41, vs. Temple, 11/18/14	Same

**2014-15 Game-by-Game**

Opponent	Min	FG-A	3PT-A	FT-A	OR	DR	TR	F	A	TO	B	S	Pts
Rutgers *	37	7-13	0-0	2-2	3	3	6	5	0	4	1	0	16
Temple *	41	7-19	0-0	9-9	5	8	13	2	2	3	1	0	23
Liberty *	35	4-9	0-0	2-2	0	1	1	4	1	3	1	1	10
Drexel *	28	2-5	0-0	0-0	1	3	4	1	1	2	0	0	4
St. Francis *	27	5-10	0-0	0-0	1	3	4	2	1	2	4	1	10
Seton Hall *	34	4-9	0-0	0-0	2	4	6	1	0	1	0	1	8
Lehigh *	33	4-14	0-0	2-2	5	2	7	2	2	1	0	1	10
Villanova *	29	6-13	0-0	0-0	3	2	5	2	0	1	0	1	12
Penn *	26	3-14	0-0	0-0	4	2	6	1	1	1	2	0	6
Notre Dame *	35	0-5	0-0	2-2	2	2	4	3	0	1	0	0	2
Quinnipiac *	40	5-11	0-0	0-1	2	9	11	3	0	2	4	2	10
CSUN *	30	4-13	0-0	3-4	1	4	5	4	0	5	2	2	11
VCU *	37	6-8	0-0	3-4	3	3	6	1	3	4	3	0	15
GW													DNP - Injury
Massachusetts													DNP - Injury
Fordham *	27	4-5	0-0	2-3	1	4	5	5	1	1	0	2	10
Duquesne *	21	0-4	0-0	0-0	2	5	7	2	1	0	1	0	0

-- Denotes game started



**Kathleen Fitzpatrick #15**

Sophomore • Guard • 5-9  
Drexel Hill, Pa.  
Academy of Notre Dame de Namur

Overall Stats: 9.7 ppg, 2.4 rpg, 1.2 apg



**Adashia Franklyn #33**

Freshman • Forward • 6-1  
West Chester, Pa.  
West Chester Bayard Rustin

Overall Stats: 3.4 ppg, 4.2 rpg, 0.2 apg

**2014-15:**

- Finished with a career-high 20 points and had two assists and two steals against CSUN
- Scored 13 points and grabbed three rebounds versus Quinnipiac
- Had a the career-high 18 points and added five rebounds at Drexel
- Scored 14 points and six rebounds and blocked two shots in win over Temple
- Scored nine points and had three rebound at Rutgers
- Tallied eight points in win over St. Francis Brooklyn
- Scored seven points and had two rebounds at Seton Hall
- Finished with four steals, four rebounds and a point at Liberty
- Added three points and an assist against Lehigh
- Added 12 points and three assists at Penn
- Scored 14 points and had a career-high seven rebounds and added two assists
- Tallied 14 points against George Washington
- Came off the bench to score 13 points and had a steal at Notre Dame

<b>Points:</b>	<b>Season Highs</b>	<b>Career Highs</b>
<b>Field Goals:</b>	20, vs. CSUN, 12/29/14	Same
<b>Field Goals Att:</b>	6, 4x, last vs. CSUN, 12/29/14	6, 4x
<b>3-Pt Field Goals:</b>	17, vs. Quinnipiac, 12/28/14	Same
<b>3-Pt Field Goals Att:</b>	6, at Drexel, 11/25/14	Same
<b>Free Throws:</b>	14, vs. VCU, 1/3/15	Same
<b>Free Throws Att:</b>	4, 2x, last vs. CSUN, 12/29/14	Same
<b>Offensive Rebounds:</b>	4, 2x, last vs. CSUN, 12/29/14	Same
<b>Defensive Rebounds:</b>	4, 2x, last vs. VCU, 1/3/15	Same
<b>Total Rebounds:</b>	7, vs. VCU, 1/3/15	Same
<b>Assists:</b>	4, 2x, last vs. CSUN, 12/29/14	Same
<b>Blocks:</b>	1, 4x, last at GW, 1/7/15	2, vs. Mt. St. Mary's, 11/8/13
<b>Steals:</b>	6, 2x, last vs. VCU, 1/3/15	Same
<b>Minutes:</b>	7, vs. VCU, 1/3/15	Same
	3x, 3x, last at Penn, 12/9/14	3, 4x
	2, vs. Temple, 11/18/14	Same
	4, at Liberty, 11/22/14	Same
	41, vs. Temple, 11/18/14	Same

**2014-15 Game-by-Game**

Opponent	Min	FG-A	3PT-A	FT-A	OR	DR	TR	F	A	TO	B	S	Pts
Rutgers *	28	3-8	3-7	0-0	1	2	3	2	1	5	0	0	9
Temple *	41	4-10	2-7	4-4	0	6	6	1	3	1	2	0	14
Liberty *	34	0-5	0-5	1-2	0	4	4	4	0	1	0	4	1
Drexel *	31	6-11	6-10	0-0	0	5	5	3	1	2	0	1	18
St. Francis *	31	3-8	2-5	0-0	0	0	0	1	3	1	0	1	8
Seton Hall *	32	2-8	1-4	2-2	1	1	2	5	1	4	0	0	7
Lehigh *	14	1-4	1-3	0-0	0	0	0	0	1	2	0	0	3
Villanova *	25	0-0	0-0	0-0	0	1	1	0	1	3	0	0	0
Penn *	23	4-13	4-12	0-0	0	1	1	3	3	0	0	0	12
Notre Dame	34	4-11	3-6	2-2	0	1	1	2	0	1	0	1	13
Quinnipiac *	38	6-17	1-10	0-0	0	3	3	3	0	2	0	2	13
CSUN *	35	6-13	4-8	4-4	0	1	1	2	2	3	0	2	20
VCU *	39	4-16	4-14	1-2	1	6	7	2	2	2	0	0	13
GW *	27	4-12	4-10	2-2	1	2	3	3	1	4	0	1	14
Massachusetts *	32	2-14	2-10	0-0	0	1	1	1	1	1	0	0	6
Fordham *	31	4-9	2-6	2-2	0	1	1	1	0	1	0	2	12
Duquesne *	16	1-5	0-1	0-0	0	1	1	2	0	1	0	0	2

\* - Denotes game started

**2014-15:**

- Had a season-high seven points, 11 rebounds and four blocks against St. Francis Brooklyn
- Tallied six points, four rebounds and two blocked shots at Duquesne
- Scored five points and had five rebounds in first career start at George Washington
- Added two points, three rebounds and a blocked shot against Lehigh
- Scored three points and had six rebounds and two steals at Liberty
- Added three points, two rebounds and an assist at Drexel
- Scored five points and had nine rebounds against Quinnipiac
- Tallied six points and had five boards versus CSUN
- Had two rebounds and a blocked shot in collegiate debut at Rutgers
- Grabbed two rebounds and had a block and a steal at Seton Hall
- Scored six points and had three rebounds and an assist versus Villanova
- Grabbed a team-high seven rebounds and had a blocked shot at Notre Dame
- Tallied seven points and six rebounds versus VCU

<b>Points:</b>	<b>Season Highs</b>
<b>Field Goals:</b>	7, vs. St. Francis Brooklyn, 11/29/14
<b>Field Goals Att:</b>	3, 4x, last vs. VCU, 1/3/15
<b>3-Pt Field Goals:</b>	9, vs. Massachusetts, 1/10/15
<b>3-Pt Field Goals Att:</b>	Yet To Come
<b>Free Throws:</b>	2, at Duquesne, 1/18/15
<b>Free Throws Att:</b>	6, vs. Quinnipiac, 12/28/14
<b>Offensive Rebounds:</b>	4, 2x, last vs. Quinnipiac, 12/28/14
<b>Defensive Rebounds:</b>	7, vs. St. Francis Brooklyn, 11/29/14
<b>Total Rebounds:</b>	11, vs. St. Francis Brooklyn, 11/29/14
<b>Assists:</b>	1, 2x, last 9, vs. Villanova, 12/7/14
<b>Blocks:</b>	4, vs. St. Francis Brooklyn, 11/29/14
<b>Steals:</b>	3, vs. Massachusetts, 1/10/15
<b>Minutes:</b>	35, vs. Massachusetts, 1/10/15

**2014-15 Game-by-Game**

Opponent	Min	FG-A	3PT-A	FT-A	OR	DR	TR	F	A	TO	B	S	Pts
Rutgers	10	0-3	0-0	0-2	1	1	2	0	0	1	1	0	0
Temple	1	0-0	0-0	0-0	0	1	1	0	0	0	0	0	0
Liberty	15	1-2	0-0	1-2	0	6	6	4	0	2	1	2	3
Drexel	14	1-2	0-0	1-4	2	0	2	1	1	1	0	0	3
St. Francis	17	3-8	0-0	1-2	4	7	11	4	0	1	4	0	7
Seton Hall	13	0-0	0-0	0-0	0	2	2	1	0	1	1	1	0
Lehigh	11	1-3	0-0	0-0	1	2	3	0	0	1	1	0	2
Villanova	12	3-5	0-0	0-2	3	0	3	2	1	2	0	0	6
Penn	13	0-2	0-0	0-0	0	0	0	2	0	0	0	2	0
Notre Dame	27	0-2	0-0	0-2	3	4	7	3	0	1	1	0	0
Quinnipiac	17	2-5	0-0	1-6	4	5	9	3	0	0	1	0	5
CSUN	18	3-4	0-0	0-1	3	2	5	1	0	1	0	0	6
VCU	20	3-6	0-0	1-2	2	4	6	1	0	0	0	1	7
GW *	32	2-4	0-0	1-2	1	4	5	0	0	1	1	0	5
Massachusetts *	35	3-9	0-0	0-0	2	3	5	4	0	0	2	3	6
Fordham	16	1-4	0-0	0-0	1	0	1	1	1	0	0	0	2
Duquesne	28	2-5	0-0	2-4	1	3	4	3	1	3	2	0	6

\* - Denotes game started



**Ashley Robinson #13**

Graduate Student • Forward • 6-2  
Warrington, Pa.  
Archbishop Wood

Overall Stats: 8.2 ppg, 5.8 rpg, 0.8 apg

**2014-15:**

- Missed last five games due to a foot injury
- Tallied a career-high 20 points and posted six rebounds and two assists against Lehigh
- Finished with 12 points and seven rebounds against Penn
- Scored 16 points and had four rebounds at Drexel
- Added nine rebounds and seven points at Seton Hall
- Tallied 11 points, four rebounds and two blocked shots in win over Temple
- Finished with nine points and nine rebounds against Villanova
- Had eight points and eight rebounds against St. Francis Brooklyn
- Recorded five points, five rebounds and three assists at Liberty
- Grabbed five rebounds at Rutgers
- Added a pair of rebounds at Notre Dame

	<b>Season Highs</b>	<b>Career Highs</b>
<b>Points:</b>	20, vs. Lehigh, 12/4/14	Same
<b>Field Goals:</b>	7, vs. Lehigh, 12/4/14	7, 3x
<b>Field Goals Att:</b>	12, at Drexel, 11/25/14	13, vs. La Salle, 2/12/14
<b>3-Pt Field Goals:</b>	Yet To Come	Same
<b>3-Pt Field Goals Att:</b>	Yet To Come	Same
<b>Free Throws:</b>	7, vs. Temple, 11/18/14	10, at Princeton, 11/11/11
<b>Free Throws Att:</b>	10, vs. Temple, 11/18/14	10, 3x
<b>Offensive Rebounds:</b>	7, vs. St. Francis Brooklyn, 11/29/14	Same
<b>Defensive Rebounds:</b>	5, 2x, last 9, vs. Villanova, 12/7/14	9, 2x, last at George Mason, 2/15/14
<b>Total Rebounds:</b>	9, at Seton Hall, 11/30/14	11, 2x, last at George Mason, 2/15/14
<b>Assists:</b>	3, at Liberty, 11/22/14	3, 2x
<b>Blocks:</b>	2, vs. Temple, 11/18/14	4, vs. Penn, 1/17/14
<b>Steals:</b>	3, at Liberty, 11/22/14	Same
<b>Minutes:</b>	37, 3x, last at Penn, 12/9/14	41, vs. Temple, 2/17/13

**2014-15 Game-by-Game**

Opponent	Min	FG-A	3PT-A	FT-A	OR	DR	TR	F	A	TO	B	S	Pts
Rutgers	20	0-5	0-0	0-1	4	1	5	2	0	2	0	0	0
Temple *	36	2-6	0-0	7-10	0	4	4	4	0	1	2	0	11
Liberty *	23	1-2	0-0	3-4	3	2	5	5	3	1	0	3	5
Drexel *	30	6-12	0-0	4-5	3	1	4	3	0	3	1	0	16
St. Francis *	29	4-8	0-0	0-0	7	1	8	3	2	2	1	0	8
Seton Hall *	22	1-2	0-0	5-8	4	5	9	1	1	0	0	0	7
Lehigh *	37	7-10	0-0	6-8	3	3	6	4	2	2	1	0	20
Villanova *	37	2-7	0-0	5-6	4	5	9	1	1	1	1	0	9
Penn *	37	5-10	0-0	2-2	3	4	7	4	0	4	0	0	12
Notre Dame *	14	0-1	0-0	0-0	2	0	2	2	0	1	0	0	0
Quinnipiac													
CSUN													
VCU													
GW													
Massachusetts													
Fordham *	29	1-4	0-0	2-3	1	2	3	5	1	1	1	1	4
Duquesne *	28	3-6	0-0	0-0	3	4	7	4	0	6	1	0	6

-- Denotes game started



**Mackenzie Rule #2**

Sophomore • Guard • 5-6  
West Chester, Pa.  
Cardinal O'Hara

Overall Stats: 1.1 ppg, 1.0 rpg, 0.6 apg

**2014-15:**

- Finished with three points, three rebounds, an assist and a steal in a career-high 16 minutes versus Lehigh
- Went 3-for-3 from three-point range for a career-best nine points and added two rebounds and two assists at Duquesne
- Played 15 minutes at Drexel and added a rebound and assist
- Handed out an assist in win over St. Francis Brooklyn
- Played four minute versus Seton Hall
- Added an offensive rebound at Rutgers
- Grabbed a rebound in win over Villanova
- Added a rebound in win over CSUN
- Had a steal against Penn
- had two rebounds and an assist at George Washington
- Finished with a steal versus Massachusetts

	<b>Season Highs</b>	<b>Career Highs</b>
<b>Points:</b>	9, at Duquesne, 1/18/15	Same
<b>Field Goals:</b>	3, at Duquesne, 1/18/15	Same
<b>Field Goals Att:</b>	3, 2x, last at Duquesne, 1/18/15	Same
<b>3-Pt Field Goals:</b>	3, at Duquesne, 1/18/15	Same
<b>3-Pt Field Goals Att:</b>	3, at Duquesne, 1/18/15	Same
<b>Free Throws:</b>	1, vs. Lehigh, 12/4/14	Same
<b>Free Throws Att:</b>	2, vs. Lehigh, 12/4/14	Same
<b>Offensive Rebounds:</b>	1, 2x, last vs. Lehigh, 12/4/14	Same
<b>Defensive Rebounds:</b>	2, 3x, last at Duquesne, 1/18/15	Same
<b>Total Rebounds:</b>	3, vs. Lehigh, 12/4/14	Same
<b>Assists:</b>	2, at Duquesne, 1/18/15	Same
<b>Blocks:</b>	Yet To Come	Same
<b>Steals:</b>	1, 3x, last vs. UMass, 1/10/15	1, 4x
<b>Minutes:</b>	16, 2x, last at Duquesne, 1/18/15	Same

**2014-15 Game-by-Game**

Opponent	Min	FG-A	3PT-A	FT-A	OR	DR	TR	F	A	TO	B	S	Pts
Rutgers	1	0-0	0-0	0-0	1	0	1	0	0	1	0	0	0
Temple													
Liberty													
Drexel	15	0-3	0-2	0-0	0	1	1	1	1	0	0	0	0
St. Francis	9	0-1	0-0	0-0	0	0	0	1	1	0	0	0	0
Seton Hall	4	0-0	0-0	0-0	0	0	0	2	0	0	0	0	0
Lehigh	16	1-2	0-1	1-2	1	2	3	2	1	0	0	1	3
Villanova	6	0-0	0-0	0-0	0	1	1	0	0	0	0	0	0
Penn	2	0-0	0-0	0-0	0	0	0	0	0	1	0	1	0
Notre Dame													
Quinnipiac													
CSUN	10	0-0	0-0	0-0	0	1	1	1	0	0	0	0	0
VCU													
GW	11	0-1	0-1	0-0	0	2	2	0	1	1	0	0	0
Massachusetts	8	0-1	0-1	0-0	0	0	0	2	0	0	0	1	0
Fordham													
Duquesne	16	3-3	3-3	0-0	0	2	2	1	2	0	0	0	9



**Jordan Strode #23**

Redshirt Sophomore • Guard • 5-8  
Charlotte, N.C.  
Hickory Ridge

Overall Stats: 2.2 ppg, 1.5 rpg, 0.5 apg

**2014-15:**

- Had a career-high seven points and three rebounds versus VCU
- Scored five points and had two rebounds and a blocked shot at Rutgers
- Scored five points and had two assists, a block and a rebound at Drexel
- Added two points at Liberty
- Finished with two points against St. Francis Brooklyn
- Grabbed two rebounds and had an assist and a point in win over Temple
- Scored a point and added an assist and rebound against Villanova
- Grabbed a career-best five rebounds and added two points versus Massachusetts
- Scored four points and had two blocked shots at George Washington

	<b>Season Highs</b>	<b>Career Highs</b>
<b>Points:</b>	7, vs. VCU, 1/3/15	Same
<b>Field Goals:</b>	3, vs. VCU, 1/3/15	Same
<b>Field Goals Att:</b>	6, 2x, last at GW, 1/7/15	Same
<b>3-Pt Field Goals:</b>	1, at Drexel, 11/25/14	Same
<b>3-Pt Field Goals Att:</b>	1, 4x, last vs. UMass, 1/10/15	Same
<b>Free Throws:</b>	3, at Rutgers, 11/14/14	3, 2x
<b>Free Throws Att:</b>	4, at Rutgers, 11/14/14	4, 2x
<b>Offensive Rebounds:</b>	4, vs. Massachusetts, 1/10/15	Same
<b>Defensive Rebounds:</b>	2, 2x, last vs. VCU, 1/3/15	Same
<b>Total Rebounds:</b>	5, vs. Massachusetts, 1/10/15	Same
<b>Assists:</b>	2, at Drexel, 11/25/14	Same
<b>Blocks:</b>	2, at George Washington, 1/7/15	Same
<b>Steals:</b>	1, 3x, last vs. UMass, 1/10/15	Same
<b>Minutes:</b>	20, 2x, last at GW, 1/7/15	Same



**Sarah Veilleux #30**

Freshman • Guard/Forward • 6-0  
Hebron, Conn.  
RHAM

Overall Stats: 2.8 ppg, 1.3 rpg, 0.0 apg

**2014-15:**

- Scored a season-high six point in win over Temple
- Added five points and four rebounds at Drexel
- Made collegiate debut at Rutgers
- Added a rebound at Liberty

**Season Highs**

<b>Points:</b>	6, vs. Temple, 11/18/14
<b>Field Goals:</b>	2, vs. Temple, 11/18/14
<b>Field Goals Att:</b>	5, at Drexel, 11/25/14
<b>3-Pt Field Goals:</b>	2, vs. Temple, 11/18/14
<b>3-Pt Field Goals Att:</b>	4, at Drexel, 11/25/14
<b>Free Throws:</b>	2, at Drexel, 11/25/14
<b>Free Throws Att:</b>	2, at Drexel, 11/25/14
<b>Offensive Rebounds:</b>	1, at Drexel, 11/25/14
<b>Defensive Rebounds:</b>	3, at Drexel, 11/25/14
<b>Total Rebounds:</b>	4, at Drexel, 11/25/14
<b>Assists:</b>	Yet To Come
<b>Blocks:</b>	Yet To Come
<b>Steals:</b>	Yet To Come
<b>Minutes:</b>	13, vs. Temple, 11/18/14

**2014-15 Game-by-Game**

Opponent	Min	FG-A	3PT-A	FT-A	OR	DR	TR	F	A	TO	B	S	Pts
Rutgers *	16	1-5	0-0	3-4	1	1	2	2	0	0	1	0	5
Temple	12	0-2	0-1	1-2	0	2	2	1	1	2	0	0	1
Liberty	5	1-4	0-0	0-0	0	0	0	2	0	0	0	1	2
Drexel	20	1-2	1-1	2-2	0	1	1	2	2	2	1	0	5
St. Francis	8	1-1	0-0	0-0	0	0	0	2	0	1	0	0	2
Seton Hall							DNP						
Lehigh	1	0-0	0-0	0-0	0	0	0	0	0	1	0	0	0
Villanova	16	0-2	0-0	1-2	1	0	1	2	1	0	0	0	1
Penn	5	0-1	0-0	0-0	0	0	0	0	0	2	0	0	0
Notre Dame							DNP - Injury						
Quinnipiac							DNP - Injury						
CSUN							DNP - Injury						
VCU	18	3-6	0-0	1-2	1	2	3	1	0	0	0	0	7
GW	20	2-6	0-1	0-0	0	1	1	3	1	0	2	1	4
Massachusetts *	12	1-5	0-1	0-0	4	1	5	4	0	1	1	1	2
Fordham	17	0-2	0-0	0-0	1	2	3	1	2	1	1	0	0
Duquesne	12	0-0	0-0	0-0	0	1	1	4	0	1	0	0	0

\* - Denotes game started

**2014-15 Game-by-Game**

Opponent	Min	FG-A	3PT-A	FT-A	OR	DR	TR	F	A	TO	B	S	Pts
Rutgers	3	0-0	0-0	0-0	0	0	0	0	0	0	0	0	0
Temple	13	2-2	2-2	0-0	0	0	0	0	0	0	0	0	6
Liberty	12	0-3	0-2	0-0	0	1	1	1	0	0	0	0	0
Drexel	6	1-5	1-4	2-2	1	3	4	0	0	0	0	0	5
St. Francis							DNP - Injury						
Seton Hall							DNP - Injury						
Lehigh							DNP - Injury						
Villanova							DNP - Injury						
Penn							DNP - Injury						
Notre Dam							DNP - Injury						
Quinnipiac							DNP - Injury						
CSUN							DNP - Injury						
VCU							DNP - Injury						
GW							DNP - Injury						
Massachusetts							DNP - Injury						
Fordham							DNP - Injury						
Duquesne							DNP - Injury						



# Chelsea Woods #32

Freshman • Guard/Forward • 6-0  
Philadelphia, Pa.  
Freire Charter

Overall Stats: 3.5 ppg, 4.8 rpg, 0.2 apg

### 2014-15:

- Scored a season-high 12 points and added four rebounds and a steal versus Lehigh
- Had a 11 rebounds to go with four points versus VCU
- Tallied 10 points and had eight rebounds against Quinnipiac
- Finished with four points and nine rebounds in win over CSUN
- Had four points, five rebounds and an assist in first career start against Notre Dame
- Grabbed eight rebounds and had four steals and four points at Penn
- Added four points and a rebound at Seton Hall
- Tallied two points and had five rebounds against St. Francis Brooklyn
- Grabbed a rebound in collegiate debut at Rutgers
- Scored two points and had a steal against Villanova
- Tallied eight boards and three points at George Washington
- Added a season-best 14 rebounds and had seven points, one assist, one steal and one blocked shot versus Massachusetts
- Played four minutes at Drexel
- Earned playing time at Liberty

### Season Highs

- Points:** 12, vs. Lehigh, 12/4/14
- Field Goals:** 5, vs. Quinnipiac, 12/28/14
- Field Goals Att:** 11, vs. Lehigh, 12/4/14
- 3-Pt Field Goals:** Yet To Come
- 3-Pt Field Goals Att:** 1, at Rutgers, 11/14/14
- Free Throws:** 4, vs. Lehigh, 12/4/14
- Free Throws Att:** 6, vs. Massachusetts, 1/10/15
- Offensive Rebounds:** 9, vs. Massachusetts, 1/10/15
- Defensive Rebounds:** 8, vs. VCU, 1/3/15
- Total Rebounds:** 14, vs. Massachusetts, 1/10/15
- Assists:** 1, 2x, last =vs. Massachusetts, 1/10/15
- Blocks:** 1, vs. Massachusetts, 1/10/15
- Steals:** 4, at Penn, 12/9/14
- Minutes:** 30, vs. Massachusetts, 1/10/15

## 2014-15 Game-by-Game

Opponent	Min	FG-A	3PT-A	FT-A	OR	DR	TR	F	A	TO	B	S	Pts
Rutgers	3	0-2	0-1	0-0	0	1	1	2	0	0	0	0	0
Temple													
Liberty	1	0-0	0-0	0-0	0	0	0	0	0	0	0	0	0
Drexel	4	0-0	0-0	0-0	0	0	0	2	0	0	0	0	0
St. Francis	14	1-2	0-0	0-0	1	4	5	1	0	1	0	0	2
Seton Hall	11	2-4	0-0	0-0	1	0	1	2	0	1	0	0	4
Lehigh	21	4-11	0-0	4-4	3	1	4	0	0	1	0	1	12
Villanova	4	1-1	0-0	0-0	0	0	0	1	0	0	0	1	2
Penn	26	2-8	0-0	0-0	4	4	8	2	0	1	0	4	4
Notre Dame *	15	2-3	0-0	0-0	2	3	5	1	1	2	0	0	4
Quinnipiac *	27	5-8	0-0	0-0	6	2	8	4	0	2	0	0	10
CSUN *	28	1-5	0-0	2-4	3	6	9	3	0	1	0	0	4
VCU *	24	2-4	0-0	0-4	3	8	11	3	0	1	0	0	4
GW *	22	1-3	0-0	1-2	3	5	8	3	0	2	0	1	3
Massachusetts	30	2-4	0-0	3-6	9	5	14	5	1	1	1	1	7
Fordham	7	0-1	0-0	0-0	0	2	2	1	1	0	1	0	0
Duquesne	7	0-0	0-0	0-0	0	0	0	2	0	1	0	0	0

\* - Denotes game started



# 2014-15 SAINT JOSEPH'S BASKETBALL NOTES - PAGE 15

## Game 1 • November 14, 2014 • Rutgers Athletic Center #24/RV Rutgers - 76, Saint Joseph's - 52

Shooting just 31 percent from the field, Saint Joseph's dropped its season opening game at #24 Rutgers, 76-52.

Down just 30-24 at the half, Saint Joseph's came out aggressive in the second half as a jumper by **Sarah Fairbanks** and a free throw by Andrews made it a three-point game just over a minute in.

Unfortunately for the Hawks, Rutgers answered back with a 12-2 run to open a 42-29 edge on a layup with 14:34 to go.

Saint Joseph's would cut the deficit back to 10, 42-32, on a free throw by **Natasha Cloud**, but it would get no closer as the Scarlet Knights outscored them 34-20 from there and 46-28 for the half.

In the first half, both teams battled for momentum in the opening minutes as it featured four lead changes and four tied scores. With the game knotted at 16-16, the Scarlet Knights opened an eight point lead over a four minute span.

Saint Joseph's	Min.	FG-A	3PT	FT-A	OR	DR	TR	F	A	TO	B	S	Pts.
Pongonis, f	12	0-2	0-1	0-0	2	0	2	2	0	1	0	0	0
Fairbanks, f	37	7-13	0-0	2-2	3	3	6	5	0	4	1	0	16
Cloud, g	37	1-6	0-3	1-2	1	5	6	3	10	5	0	1	0
Fitzpatrick, g	28	3-8	3-7	0-0	1	2	3	2	1	5	0	0	9
Strode, g	16	1-5	0-0	3-4	1	1	2	2	0	0	1	0	5
Rule	1	0-0	0-0	0-0	1	0	1	0	0	1	0	0	0
Andrews	33	6-14	1-2	6-11	2	4	6	2	1	2	0	0	19
Robinson	20	0-5	0-0	0-1	4	1	5	2	0	2	0	0	0
Veilleux	3	0-0	0-0	0-0	0	0	0	0	0	0	0	0	0
Woods	3	0-2	0-1	0-0	0	1	1	2	0	0	0	0	0
Franklyn	10	0-3	0-0	0-2	1	1	2	0	0	1	1	0	0
Team					3	2	5						
<b>Totals</b>	<b>200</b>	<b>18-58</b>	<b>4-14</b>	<b>12-22</b>	<b>19</b>	<b>20</b>	<b>39</b>	<b>20</b>	<b>12</b>	<b>21</b>	<b>3</b>	<b>1</b>	<b>52</b>

Rutgers	Min.	FG-A	3PT	FT-A	OR	DR	TR	F	A	TO	B	S	Pts.
Copper, f	29	6-15	0-0	2-2	0	2	2	2	1	2	0	2	14
Laney, f	36	5-13	0-1	0-2	4	9	13	3	1	2	0	3	10
Hollivay, c	20	3-5	0-0	1-4	3	3	6	2	0	0	5	0	7
Scaife, g	32	9-13	0-0	5-6	1	1	2	1	3	2	1	1	23
Canty, g	33	6-10	0-1	4-4	0	5	5	2	8	3	2	1	16
Parsons	3	0-0	0-0	0-0	0	0	0	0	1	0	0	0	0
Parker	3	0-0	0-0	2-2	0	1	1	1	0	0	0	0	2
Hernandez	5	0-2	0-2	0-0	0	0	0	1	0	0	0	0	0
Davis	19	1-4	1-2	0-0	2	0	2	3	1	0	0	1	3
Evans	8	0-0	0-0	0-0	0	0	0	1	0	1	0	0	0
Alfano	1	0-0	0-0	0-0	0	0	0	0	0	0	0	1	0
Butts	11	0-2	0-0	1-2	3	4	7	2	0	1	1	1	1
Team					2	1	3						
<b>Totals</b>	<b>200</b>	<b>30-64</b>	<b>1-6</b>	<b>15-22</b>	<b>15</b>	<b>26</b>	<b>41</b>	<b>18</b>	<b>15</b>	<b>11</b>	<b>9</b>	<b>10</b>	<b>76</b>

**Halftime:** Rutgers, 30-24  
**Attendance:** 1805  
**FG %:** Saint Joseph's: 31.0%  
**3-PT FG %:** Saint Joseph's: 28.6%  
**FT %:** Saint Joseph's: 54.5%

**Deadball Rebounds:** Saint Joseph's 7-4  
**Officials:** Mattingly, Enterline, Gregory  
Rutgers: 46.9%  
Rutgers: 16.7%  
Rutgers: 68.2%

## Game 2 • November 18, 2014 • Hagan Arena Saint Joseph's - 78, Temple - 74 (OT)

In typical Big 5 fashion, Saint Joseph's and Temple battled to the final moments with the Hawks holding on for a 78-74 win in overtime.

After both teams exchanged a pair of baskets to start overtime, Saint Joseph's opened a 71-68 lead as **Sarah Fairbanks** converted a three-point play off a pass from **Natasha Cloud**.

Temple would push back, making it a 75-74 contest on a driving layup with 20 seconds to go.

**Kathleen Fitzpatrick** was fouled on the inbound pass and calmly sank both free throws to extend SJU's lead back to three, 77-74.

The Owls would go for the tie in the next possession, but the attempt was off the mark and **Jordan Strode** got the rebound and sealed the game with a free throw in the final moments.

Temple	Min.	FG-A	3PT	FT-A	OR	DR	TR	F	A	TO	B	S	Pts.
Martin, c	45	4-6	0-0	2-2	2	12	14	3	0	2	2	0	10
Covile, g	21	1-7	0-2	2-2	0	2	2	5	1	1	0	1	4
Fitzgerald, g	37	7-23	1-4	3-4	2	2	4	4	4	0	0	3	18
Atkinson, g	39	7-13	2-4	1-2	6	5	11	5	0	3	1	0	17
Williams, g	39	1-5	0-1	1-2	0	1	1	1	2	4	0	2	3
Butts	34	8-21	2-8	4-5	2	3	5	4	5	2	0	0	22
Traore	7	0-0	0-0	0-2	1	2	3	2	0	3	0	0	0
Berger	3	0-0	0-0	0-0	0	0	0	0	0	0	0	0	0
Team					4	3	7						
<b>Totals</b>	<b>225</b>	<b>28-75</b>	<b>5-19</b>	<b>13-19</b>	<b>17</b>	<b>30</b>	<b>47</b>	<b>24</b>	<b>12</b>	<b>15</b>	<b>3</b>	<b>6</b>	<b>74</b>

Saint Joseph's	Min.	FG-A	3PT	FT-A	OR	DR	TR	F	A	TO	B	S	Pts.
Robinson, f	36	2-6	0-0	7-10	0	4	4	4	0	1	2	0	11
Fairbanks, f	41	7-19	0-0	9-9	5	8	13	2	2	3	1	0	23
Andrews, g	42	7-16	0-1	0-1	0	2	2	5	4	4	0	0	14
Cloud, g	27	2-4	1-2	4-4	0	7	7	4	3	2	1	1	9
Fitzpatrick, g	41	4-10	2-7	4-4	0	6	6	1	3	1	2	0	14
Pongonis	12	0-2	0-0	0-0	2	0	2	1	0	1	0	0	0
Strode	12	0-2	0-1	1-2	0	2	2	1	1	2	0	0	1
Veilleux	13	2-2	2-2	0-0	0	0	0	0	0	0	0	0	6
Franklyn	1	0-0	0-0	0-0	0	1	1	0	0	0	0	0	0
Team					3	1	4						
<b>Totals</b>	<b>225</b>	<b>24-61</b>	<b>5-13</b>	<b>25-30</b>	<b>10</b>	<b>31</b>	<b>41</b>	<b>18</b>	<b>13</b>	<b>14</b>	<b>6</b>	<b>1</b>	<b>78</b>

**Halftime:** Saint Joseph's, 34-33  
**Attendance:** 1805  
**FG %:** Saint Joseph's: 39.3%  
**3-PT FG %:** Saint Joseph's: 38.5%  
**FT %:** Saint Joseph's: 83.3%

**Deadball Rebounds:** Temple, 4-3  
**Officials:** Suffren, Farlow, Thompson  
Temple: 37.3%  
Temple: 26.3%  
Temple: 68.4%



# 2014-15 SAINT JOSEPH'S BASKETBALL NOTES - PAGE 16

## Game 3 • November 29, 2014 • Vines Center Liberty - 76, Saint Joseph's - 75 OT

For the second straight game, Saint Joseph's went into overtime. Unfortunately the result wasn't the same as it was versus Temple as the Hawks fell, 76-75, at Liberty.

With the game tied a 75-75, Liberty's Karly Buer hit the second of two free throws to put her team ahead, 76-75. Off the inbound, **Ciara Andrews** got a clean look at midcourt, only to have her shot hit the rim and bounce off as the buzzer sounded.

Sparked by **Natasha Cloud's** career-high 29 points, the Hawks fought back from a six point halftime deficit to go ahead 62-5-9 on her three-pointer with 5:19 to play.

The Flames (2-1) fought back to regain the lead, 65-63 with under a minute to go, but Andrews' layup at 1:22 tied the game.

After misses at both ends, Saint Joseph's got a late turnover, and after a timeout, Cloud's jumper in the lane was off the mark as regulation expired.

In the overtime frame, Liberty had the ball up 73-71 when **Adashia Franklyn** came up with a big defensive stand, blocking a shot and grabbing the rebound, leading to a Cloud layup that tied the game at 73-73 with 52 seconds to play.

Following a pair layup by Liberty, Cloud again made a big play, hitting a jumper in the lane with 18 seconds to go to tie the game.

Saint Joseph's would get a break as Buer missed the front end of two free throws with 2.9 seconds to go, but it wasn't enough as Liberty got the next free throw for the win.

Saint Joseph's	Min.	FG-A	3PT	FT-A	OR	DR	TR	F	A	TO	B	S	Pts.
Robinson, f	23	1-2	0-0	3-4	3	2	5	5	3	1	0	3	5
Fairbanks, f	35	4-9	0-0	2-2	0	1	1	4	1	3	1	1	10
Andrews, g	41	10-20	1-2	2-2	0	3	3	3	4	1	0	2	23
Cloud, g	42	10-16	3-4	6-8	1	4	5	1	3	2	1	2	29
Fitzpatrick, g	34	0-5	0-5	1-2	0	4	4	4	0	1	0	4	1
Pongonis	17	1-3	0-0	0-0	1	1	2	3	0	0	0	0	2
Strode	5	1-4	0-0	0-0	0	0	0	2	0	0	0	1	2
Veilleux	12	0-3	0-2	0-0	0	1	1	1	0	0	0	0	0
Woods	1	0-0	0-0	0-0	0	0	0	0	0	0	0	0	0
Franklyn	15	1-2	0-0	1-2	0	6	6	4	0	2	1	2	3
Team					2	3	5						
<b>Totals</b>	<b>225</b>	<b>28-64</b>	<b>4-13</b>	<b>15-20</b>	<b>7</b>	<b>25</b>	<b>32</b>	<b>27</b>	<b>11</b>	<b>10</b>	<b>3</b>	<b>15</b>	<b>75</b>

Liberty	Min.	FG-A	3PT	FT-A	OR	DR	TR	F	A	TO	B	S	Pts.
Brown, f	14	1-2	1-1	2-2	0	1	1	3	1	3	0	1	5
Rininger, f	33	2-8	0-0	2-2	3	7	10	0	0	2	0	1	6
Adams, c	14	1-3	0-0	1-2	2	1	3	2	1	0	2	0	3
Ellis, g	37	5-13	2-6	2-2	1	4	5	3	4	8	0	0	14
Frazier, g	31	1-8	1-4	1-2	1	2	3	3	6	3	0	1	4
Leatherwood	6	0-0	0-0	0-0	1	0	1	2	0	0	0	0	0
Rollins	4	0-1	0-0	0-0	1	0	1	0	0	1	0	0	0
Fisher-Davis	14	1-7	1-5	0-0	1	2	3	0	0	0	0	0	3
Buer	30	5-13	1-3	4-5	0	3	3	2	2	0	0	0	15
Gardner	23	4-5	0-0	5-8	2	3	5	4	1	0	0	1	13
Kearney	19	5-6	0-0	3-4	2	3	5	3	0	3	0	1	13
Team					6	6	12						
<b>Totals</b>	<b>225</b>	<b>25-66</b>	<b>6-19</b>	<b>20-27</b>	<b>20</b>	<b>32</b>	<b>52</b>	<b>22</b>	<b>15</b>	<b>20</b>	<b>2</b>	<b>5</b>	<b>76</b>

**Halftime:** Liberty, 37-31  
**Attendance:** 438  
**FG %:** Saint Joseph's: 43.8%  
**3-PT FG %:** Saint Joseph's: 30.8%  
**FT %:** Saint Joseph's: 75.0%

**Deadball Rebounds:** Liberty 3-2  
**Officials:** Preato, Outlaw, Michel  
Liberty: 37.9%  
Liberty: 31.6%  
Liberty: 74.1%

## Game 4 • November 25, 2014 • Daskalakis Center Drexel - 76, Saint Joseph's - 63

Backed by a 71.4 percent shooting first half, Drexel downed Saint Joseph's, 76-63.

After a back-and-forth opening 10 minutes, the Dragons pulled away from the Hawks thanks to their hot shooting. Up 21-19, Drexel connected on 10 of its next 12 shots to open a 45-27 advantage on a jumper by Rachel Pearson at 1:22.

**Kathleen Fitzpatrick** connected on one of her six three pointer to bring the Hawks within 45-30, but Drexel scored four of the next six points to take a 49-32 lead into halftime.

From the field, Drexel hit 20-of-28 from the floor in the first half, including 5-of-9 from three-point range in the stanza, while Saint Joseph's, which hit 11-of-22 from the floor in the half, failed to take care of the ball though as the Dragins scored 16 points off 10 SJU turnovers.

The Hawks (1-3) came out as the aggressor to start the second half, getting a jumper from **Ciara Andrews** and a three-point play by **Ashley Robinson** as they cut the deficit to 12, 49-37, less than two minutes in.

Unfortunately that would be as close as Saint Joseph's would get as it.

Saint Joseph's	Min.	FG-A	3PT	FT-A	OR	DR	TR	F	A	TO	B	S	Pts.
Robinson, f	30	6-12	0-0	4-5	3	1	4	3	0	3	1	0	16
Fairbanks, f	28	2-5	0-0	0-0	1	3	4	1	1	2	0	0	4
Andrews, g	16	3-7	0-0	0-0	1	1	2	1	0	1	0	0	6
Cloud, g	32	2-7	0-1	2-2	1	7	8	3	8	6	1	0	6
Fitzpatrick, g	31	6-11	6-10	0-0	0	5	5	3	1	2	0	1	18
Rule	15	0-3	0-2	0-0	0	1	1	1	1	0	0	0	0
Pongonis	4	0-1	0-0	0-0	0	0	0	0	0	0	0	0	0
Strode	20	1-2	1-1	2-2	0	1	1	2	2	2	1	0	5
Veilleux	6	1-5	1-4	2-2	1	3	4	0	0	0	0	0	5
Woods	4	0-0	0-0	0-0	0	0	0	2	0	0	0	0	0
Franklyn	14	1-2	0-0	1-4	2	0	2	1	1	1	0	0	3
Team					1	2	3						
<b>Totals</b>	<b>200</b>	<b>22-55</b>	<b>8-18</b>	<b>11-15</b>	<b>10</b>	<b>24</b>	<b>34</b>	<b>17</b>	<b>14</b>	<b>17</b>	<b>3</b>	<b>1</b>	<b>63</b>

Drexel	Min.	FG-A	3PT	FT-A	OR	DR	TR	F	A	TO	B	S	Pts.
Creighton, g	36	3-8	3-5	1-3	3	7	10	2	7	1	0	2	10
Pearson, f	36	2-9	1-5	3-4	1	5	6	2	6	0	0	0	8
Curran, g	39	11-15	1-2	2-3	0	4	4	4	3	1	0	0	25
Thompson, f	10	1-3	0-0	2-2	0	1	1	3	1	0	0	0	4
Schluth, f	21	4-6	0-0	1-1	1	2	3	3	0	1	1	0	9
Alexander	13	1-3	0-0	1-2	0	1	1	0	1	1	1	0	3
Smith	20	4-7	2-3	3-4	0	2	2	1	2	3	0	1	13
Lidge	26	2-6	0-2	0-0	2	1	3	3	2	0	0	0	4
Team					1	1	2						
<b>Totals</b>	<b>200</b>	<b>28-57</b>	<b>7-17</b>	<b>13-19</b>	<b>8</b>	<b>24</b>	<b>32</b>	<b>17</b>	<b>20</b>	<b>6</b>	<b>2</b>	<b>5</b>	<b>76</b>

**Halftime:** Drexel, 49-32  
**Attendance:** 607  
**FG %:** Saint Joseph's: 40.0%  
**3-PT FG %:** Saint Joseph's: 44.4%  
**FT %:** Saint Joseph's: 73.3%  
**Deadball Rebounds:** Tied, 3-3  
**Officials:** Lewis, Humphrey, DePaul  
Drexel: 49.1%  
Drexel: 41.2%  
Drexel: 68.4%



# 2014-15 SAINT JOSEPH'S BASKETBALL NOTES - PAGE 17

## Game 6 • November 29, 2014 • Walsh Gymnasium Saint Joseph's - 64, St. Francis Brooklyn - 42

Outscoring St. Francis Brooklyn 31-14 in the second half, Saint Joseph's downed the Terriers, 64-42, in the semifinals of the Seton Hall Thanksgiving Tournament.

With the victory, Saint Joseph's head coach **Cindy Griffin** tied the all-time record for wins at Hawk Hill, 248, that was set by Women's Basketball Hall of Famer Jim Foster (1978-91).

Up by just five at the half, the Hawks came out of halftime with strong performances at both ends. Scoring in three of its first four possessions, Saint Joseph's quickly pushed its lead to 11, 39-28, on layup by **Sarah Fairbanks** at 17:59.

The Hawks had their lead trimmed to nine twice from there, but that was as close as the Terriers would get as the SJU's defense held them to just 5-of-25 from the floor for the stanza.

After a slow start to the game, Saint Joseph's pulled ahead by eight over St. Francis Brooklyn as a three-pointer by **Natasha Cloud** gave her team a 29-21 lead with 4:13 to go in the half.

The Terriers bounced back with a 7-0 run to cut SJU's lead to one, but a layup by Fairbanks and a jumper by Cloud gave the Hawks a 33-28 lead going into halftime.

Saint Joseph's	Min.	FG-A	3PT	FT-A	OR	DR	TR	F	A	TO	B	S	Pts.
Robinson, f	29	4-8	0-0	0-0	7	1	8	3	2	2	1	0	8
Fairbanks, f	27	5-10	0-0	0-0	1	3	4	2	1	2	4	1	10
Andrews, g	25	3-10	0-1	5-6	0	5	5	2	3	3	0	0	11
Cloud, g	33	7-9	2-3	0-0	1	7	8	0	7	3	0	1	16
Fitzpatrick, g	31	3-8	2-5	0-0	0	0	0	1	3	1	0	1	8
Rule	9	0-1	0-0	0-0	0	0	0	1	1	0	0	0	0
Pongonis	7	0-2	0-0	0-0	0	0	0	0	1	0	0	0	0
Strode	8	1-1	0-0	0-0	0	0	0	2	0	1	0	0	2
Woods	14	1-2	0-0	0-0	1	4	5	1	0	1	0	0	2
Franklyn	17	3-8	0-0	1-2	4	7	11	4	0	1	4	0	7
Team					2	3	5			1			
<b>Totals</b>	<b>200</b>	<b>27-59</b>	<b>4-9</b>	<b>6-8</b>	<b>16</b>	<b>30</b>	<b>46</b>	<b>16</b>	<b>18</b>	<b>15</b>	<b>9</b>	<b>3</b>	<b>64</b>

St. Francis	Min.	FG-A	3PT	FT-A	OR	DR	TR	F	A	TO	B	S	Pts.
Benedetti, f	22	2-6	1-5	0-0	1	1	2	1	0	3	1	0	5
Veney, f	29	2-12	0-1	2-2	1	5	6	3	1	3	0	1	6
Fechko, g	34	3-10	0-5	0-0	2	4	6	2	0	2	0	1	6
Fox, g	31	2-5	1-2	0-0	0	1	1	2	5	1	0	2	5
Simpson, g	28	4-6	1-2	3-4	0	2	2	0	1	0	0	2	12
Arthur	7	0-3	0-1	2-2	0	2	2	0	0	0	0	0	2
Delaney	18	1-5	1-4	0-0	0	0	0	0	0	1	0	0	3
Pund	11	0-2	0-1	0-0	0	0	0	1	1	0	0	0	0
Iozzia	9	0-1	0-1	0-0	0	0	0	0	0	0	0	0	0
Derda	11	1-2	0-0	1-2	0	0	0	1	1	1	0	0	3
Team					4	2	6						
<b>Totals</b>	<b>200</b>	<b>15-52</b>	<b>4-22</b>	<b>8-10</b>	<b>8</b>	<b>17</b>	<b>25</b>	<b>10</b>	<b>9</b>	<b>11</b>	<b>1</b>	<b>6</b>	<b>42</b>

**Halftime:** Saint Joseph's, 33-28  
**Attendance:** 607  
**FG %:** Saint Joseph's: 40.0%  
**3-PT FG %:** Saint Joseph's: 44.4%  
**FT %:** Saint Joseph's: 73.3%

**Deadball Rebounds:** Tied, 1-1  
**Officials:** Titus, Browne, Goode  
St. Francis Brooklyn: 49.1%  
St. Francis Brooklyn: 41.2%  
St. Francis Brooklyn: 68.4%

## Game 6 • November 30, 2014 • Walsh Gymnasium Seton Hall - 77, Saint Joseph's - 60

Saint Joseph's got a team-high 22 points from **Ciara Andrews**, but it wasn't enough as the Hawks fell to Seton Hall, 77-60, in the title game of the Seton Hall Thanksgiving Tournament.

With the game tied at 10 early, the Hawks built up a 10-point lead thanks to a 14-4 run. Andrews gave the Hawks their biggest lead of the game on a three-pointer at 12:14.

The host Pirates answered back though. After trading baskets, Seton Hall went on a 17-4 run over a five minute span that saw a three-point play by Ka-Deirdre Simmons give her team a 33-30 a edge with 6:11 to go in the half.

Saint Joseph's would retake the lead, 35-33, on another Andrews three-pointer, but the Pirates used a 16-4 run to span both halves to take a 49-39 lead on a Janee Johnson layup at 18:53.

Down 62-52, the Hawks clawed back to make it a five point game, 62-57, on a pair of Andrews free throws with 8:09 to go.

Unfortunately that was as close as SJU would get as the Pirates used a 9-0 run to pull away.

Saint Joseph's	Min.	FG-A	3PT	FT-A	OR	DR	TR	F	A	TO	B	S	Pts.
Robinson, f	22	1-2	0-0	5-8	4	5	9	1	1	0	0	0	7
Fairbanks, f	34	4-9	0-0	0-0	2	4	6	1	0	1	0	1	8
Andrews, g	40	8-24	2-5	4-4	2	3	5	4	3	4	0	1	22
Cloud, g	32	3-4	0-1	2-2	1	4	5	4	3	8	0	0	8
Fitzpatrick, g	32	2-8	1-4	2-2	1	1	2	5	1	4	0	0	7
Rule	4	0-0	0-0	0-0	0	0	0	2	0	0	0	0	0
Pongonis	12	2-3	0-0	0-0	0	0	0	1	1	2	0	0	4
Woods	11	2-4	0-0	0-0	1	0	1	2	0	1	0	0	4
Franklyn	13	0-0	0-0	0-0	0	2	2	1	0	1	1	1	0
Team					3	1	4						
<b>Totals</b>	<b>200</b>	<b>22-54</b>	<b>3-10</b>	<b>13-16</b>	<b>14</b>	<b>20</b>	<b>34</b>	<b>19</b>	<b>9</b>	<b>21</b>	<b>1</b>	<b>3</b>	<b>60</b>

Seton Hall	Min.	FG-A	3PT	FT-A	OR	DR	TR	F	A	TO	B	S	Pts.
Ali, f	23	2-7	0-1	0-0	3	3	6	2	0	0	1	0	4
Johnson, f	30	5-10	1-4	0-0	3	7	10	4	0	2	0	3	11
Simmons, D., g	34	8-24	1-7	8-9	5	3	8	4	4	6	0	6	25
Richardson-Smith	39	4-13	3-9	5-5	3	3	6	2	1	3	0	5	16
Simmons, K., g	32	7-9	0-1	3-3	3	1	4	4	4	2	0	1	17
Ekedigwe	8	0-2	0-0	0-1	4	1	5	2	0	1	0	0	0
Mosley	4	0-3	0-3	0-0	0	0	0	2	0	1	0	0	0
Egan	10	2-3	0-0	0-0	2	0	2	1	0	0	0	0	4
Inman	8	0-1	0-1	0-1	0	1	1	1	1	0	0	0	0
Lundbrg	3	0-1	0-1	0-0	1	0	1	0	0	0	0	0	0
Gordon	9	0-0	0-0	0-0	1	0	1	2	0	0	0	0	0
Team					1	0	1			1			
<b>Totals</b>	<b>200</b>	<b>28-73</b>	<b>5-27</b>	<b>16-19</b>	<b>26</b>	<b>19</b>	<b>45</b>	<b>24</b>	<b>10</b>	<b>15</b>	<b>1</b>	<b>15</b>	<b>77</b>

**Halftime:** Seton Hall, 42-37  
**Attendance:** 607

**Deadball Rebounds:** Saint Joseph's, 3-1  
**Officials:** Lewis, Vera, Preato

**Technical Foul:** Janee Johnson, Seton Hall  
**FG %:** Saint Joseph's: 40.0% Seton Hall: 49.1%  
**3-PT FG %:** Saint Joseph's: 44.4% Seton Hall: 41.2%  
**FT %:** Saint Joseph's: 73.3% Seton Hall: 68.4%



# 2014-15 SAINT JOSEPH'S BASKETBALL NOTES - PAGE 18

## Game 7 • December 4, 2014 • Hagan Arena Lehigh - 73, Saint Joseph's - 71

Saint Joseph's dropped a heart breaker as a basket by Lehigh with 4.4 seconds to go lifted the visiting Mountain Hawks to a 73-71 win.

Trailing by 13 with seven minutes to play, the Hawks mounted a furious comeback to tie the game late. Sparked by a combined 12 points from **Chelsea Woods** and **Ashley Robinson**, Saint Joseph's went on a 17-4 run that saw it erase a 67-54 hole and tie it at 71-71 on a driving layup by Natasha Cloud with 13.6 seconds remaining.

Off a timeout, Quinci Mann got through traffic to sneak in a layup with 4.4 seconds to go to give Lehigh the 73-71.

Following a Saint Joseph's timeout, **Ciara Andrews** drove the length of the court and floated a shot off from the left wing that failed to connect as the buzzer sounded.

Lehigh	Min.	FG-A	3PT	FT-A	OR	DR	TR	F	A	TO	B	S	Pts.
Sharlow, f	23	3-3	1-1	0-0	0	1	1	2	1	1	0	0	7
Kinek, f	25	5-8	1-1	0-0	2	4	6	4	3	3	1	2	11
Mann, g	30	5-7	0-0	4-4	0	5	5	2	2	2	0	0	14
O'Reilly, g	33	6-13	0-2	1-3	1	0	1	2	0	2	0	0	13
Affini, g	14	2-5	0-2	0-0	0	0	0	2	2	0	0	0	4
Jordan	5	2-3	2-3	0-0	0	1	1	0	2	0	0	0	6
McCloskey	14	1-2	0-0	0-0	0	2	2	1	1	1	0	0	2
Martins	29	3-7	2-3	0-0	0	7	7	4	1	6	0	0	8
Williams	22	4-7	0-1	0-0	1	1	2	1	3	2	0	0	8
Burton	5	0-0	0-0	0-0	0	2	2	3	0	2	0	0	0
Team					2	5	7						
<b>Totals</b>	<b>200</b>	<b>31-55</b>	<b>6-13</b>	<b>5-7</b>	<b>6</b>	<b>28</b>	<b>34</b>	<b>21</b>	<b>15</b>	<b>19</b>	<b>1</b>	<b>2</b>	<b>73</b>

Saint Joseph's	Min.	FG-A	3PT	FT-A	OR	DR	TR	F	A	TO	B	S	Pts.
Robinson, f	37	7-10	0-0	6-8	3	3	6	4	2	2	1	0	20
Fairbanks, f	33	4-14	0-0	2-2	5	2	7	2	2	1	0	1	10
Andrews, g	28	4-15	0-1	6-6	1	0	1	2	3	1	0	2	14
Cloud, g	39	3-10	0-3	1-2	1	9	10	3	8	0	0	1	7
Fitzpatrick, g	14	1-4	1-3	0-0	0	0	0	0	1	2	0	0	3
Rule	16	1-2	0-1	1-2	1	2	3	2	1	0	0	1	3
Strode	1	0-0	0-0	0-0	0	0	0	0	0	1	0	0	0
Woods	21	4-11	0-0	4-4	3	1	4	0	0	1	0	1	12
Franklyn	11	1-3	0-0	0-0	1	2	3	0	0	1	1	0	2
Team					1	0	1						
<b>Totals</b>	<b>200</b>	<b>25-69</b>	<b>1-8</b>	<b>20-24</b>	<b>16</b>	<b>19</b>	<b>35</b>	<b>13</b>	<b>17</b>	<b>9</b>	<b>2</b>	<b>6</b>	<b>71</b>

**Halftime:** Lehigh, 34-33      **Deadball Rebounds:** Saint Joseph's, 4-1  
**Attendance:** 612      **Officials:** DeMayo, Smith, Camarota  
**FG %:** Saint Joseph's: 36.2%      Lehigh: 56.4%  
**3-PT FG %:** Saint Joseph's: 12.5%      Lehigh: 46.2%  
**FT %:** Saint Joseph's: 83.3%      Lehigh: 71.4%

## Game 8 • December 4, 2014 • Hagan Arena Saint Joseph's - 58, Villanova - 54

Saint Joseph's head coach **Cindy Griffin** became the all-time leader in wins at Hawk Hill as her Hawks topped Villanova, 58-54.

With the victory, Griffin improved to 249-171 in 14 seasons at SJU and surpassed the record for win previously set by Women's Basketball Hall of Famer Jim Foster (248-126).

Up by five with seven minutes to play, Saint Joseph's saw its lead erased in under three minutes as the Wildcats used a 6-0 run to take a 49-48 advantage on a jumper with 4:48 to play.

After trading baskets, each team would go cold on offense as the Wildcats held a 51-50 lead for three minutes, but went 0-3 from the floor as they couldn't pull away.

The Hawks, who went 0-4 with a turnover during the same span, would regain the lead though as **Ashley Robinson** hit a pair of free throws to put her team up 52-51 at 1:00.

Villanova would miss the go-ahead basket in its next possession, and **Ciara Andrews** grabbed the defensive rebound and was fouled. Andrews would make both, pushing SJU's lead to 54-51.

Saint Joseph's defense would again come up big in its next opportunity as it forced a missed shot and Andrews again grabbed the rebound and hit a pair of free throws to push the lead to 56-51.

The Wildcats got a later three pointer to bring them within 56-54 with four seconds to go, but Andrews iced the game from the line with two free throws to help the Hawks improve to 2-0 in the Big 5 this season and claimed their ninth straight City Series win.

Villanova	Min.	FG-A	3PT	FT-A	OR	DR	TR	F	A	TO	B	S	Pts.
Holeman, f	21	3-7	0-0	0-0	1	5	6	2	1	1	0	0	6
Burford, f	34	1-3	1-3	0-0	0	4	4	2	1	1	0	1	3
Teague, f	14	2-3	2-3	0-2	0	2	2	1	0	1	3	0	6
Coyer	40	7-16	1-7	2-2	1	3	4	2	5	3	0	1	17
Burton, g	30	2-5	2-5	1-2	0	0	0	1	2	1	0	0	7
Louin	12	1-2	0-1	0-0	0	1	1	1	0	0	1	0	2
Dillard	17	2-6	0-1	1-2	0	1	1	2	1	0	0	0	5
Wilkes	3	0-1	0-0	0-0	0	1	1	0	0	0	0	0	0
Edwards	29	3-5	2-3	0-0	0	2	2	5	1	2	1	3	8
Team					0	1	1						
<b>Totals</b>	<b>200</b>	<b>21-48</b>	<b>8-23</b>	<b>4-8</b>	<b>2</b>	<b>20</b>	<b>22</b>	<b>16</b>	<b>11</b>	<b>9</b>	<b>5</b>	<b>5</b>	<b>54</b>

Saint Joseph's	Min.	FG-A	3PT	FT-A	OR	DR	TR	F	A	TO	B	S	Pts.
Robinson, f	37	2-7	0-0	5-6	4	5	9	1	1	1	1	0	9
Fairbanks, f	29	6-13	0-0	0-0	3	2	5	2	0	1	0	1	12
Andrews, g	35	4-13	0-0	9-9	0	6	6	2	1	2	0	0	17
Cloud, g	36	5-11	1-2	0-0	0	9	9	0	2	1	0	2	11
Fitzpatrick, g	25	0-0	0-0	0-0	0	1	1	0	1	3	0	0	0
Rule	6	0-0	0-0	0-0	0	1	1	0	0	0	0	0	0
Strode	16	0-2	0-0	1-2	1	0	1	2	1	0	0	0	1
Woods	4	1-1	0-0	0-0	0	0	0	1	0	0	0	1	2
Franklyn	12	3-5	0-0	0-2	3	0	3	2	1	2	0	0	6
Team					2	2	4						
<b>Totals</b>	<b>200</b>	<b>21-52</b>	<b>1-2</b>	<b>15-19</b>	<b>13</b>	<b>26</b>	<b>39</b>	<b>10</b>	<b>7</b>	<b>10</b>	<b>1</b>	<b>4</b>	<b>58</b>

**Halftime:** Saint Joseph's, 30-27      **Deadball Rebounds:** Villanova, 3-2  
**Attendance:** 1,531      **Officials:** Schmidt, Kelly, Thompson  
**FG %:** Saint Joseph's: 40.4%      Villanova: 43.8%  
**3-PT FG %:** Saint Joseph's: 50.0%      Villanova: 34.8%  
**FT %:** Saint Joseph's: 78.9%      Villanova: 50.0%



# 2014-15 SAINT JOSEPH'S BASKETBALL NOTES - PAGE 19

## Game 9 • December 9, 2014 • The Palestra Penn - 65, Saint Joseph's - 51

Saint Joseph's had its nine-game Big 5 win streak snapped as the Hawks fell to Penn, 65-51.

Ahead 22-17 with four minutes to go in the first half, Saint Joseph's saw its lead erased early into the second stanza as the host Quakers used a 17-4 run to take a 34-26 lead on a jumper at 16:03.

The Hawks, who went 1-11 and turned the ball over twice during Penn's run, made it a 34-30 game on a layup by **Natasha Cloud** with 15:11 to go, but that was as close as they'd come. Penn, which went 7-7 from the field to start the stanza, finished 14-22 from the field (63.6 percent) in the second half, while SJU hit just 12-40 (30 percent).

In the first half, Saint Joseph's led the entire time as it opened up a six-point lead as a layup by **Ciara Andrews** put it up 16-10 at 8:10. The Hawks' lead got pushed to one, but responded to open a 22-17 edge before Penn started its run.

Saint Joseph's	Min.	FG-A	3PT	FT-A	OR	DR	TR	F	A	TO	B	S	Pts.
Robinson, f	37	5-10	0-0	2-2	3	4	7	4	0	4	0	0	12
Fairbanks, f	26	3-14	0-0	0-0	4	2	6	1	1	1	2	0	6
Andrews, g	30	5-9	0-0	0-0	0	2	2	2	1	1	1	0	10
Cloud, g	38	3-13	1-2	0-0	0	7	7	2	8	3	0	3	7
Fitzpatrick, g	23	4-13	4-12	0-0	0	1	1	3	3	0	0	0	12
Rule	2	0-0	0-0	0-0	0	0	0	0	0	1	0	1	0
Strode	5	0-1	0-0	0-0	0	0	0	0	0	2	0	0	0
Woods	26	2-8	0-0	0-0	4	4	8	2	0	1	0	4	4
Franklyn	13	0-2	0-0	0-0	0	0	0	2	0	0	0	2	0
Team					2	3	5						
<b>Totals</b>	<b>200</b>	<b>22-70</b>	<b>5-14</b>	<b>2-2</b>	<b>13</b>	<b>23</b>	<b>36</b>	<b>16</b>	<b>13</b>	<b>13</b>	<b>3</b>	<b>10</b>	<b>51</b>

Penn	Min.	FG-A	3PT	FT-A	OR	DR	TR	F	A	TO	B	S	Pts.
Stipanovich, f	27	4-7	0-0	5-7	1	10	11	3	2	3	1	1	13
Bonenberger, f	31	4-8	0-0	0-0	1	5	6	0	1	0	2	0	8
Roche, g	26	3-4	1-2	2-2	0	3	3	2	3	1	0	1	9
Ross, g	22	2-2	0-0	1-2	0	1	1	0	4	5	0	0	5
Busch, g	20	4-8	3-6	0-0	0	4	4	1	0	1	0	0	11
Falconer	0+	0-0	0-0	0-0	0	0	0	0	0	0	0	0	0
Lockett	16	2-6	0-0	3-3	0	2	2	0	1	1	0	0	7
Brzozowski	18	0-2	0-1	2-4	0	0	0	2	0	3	1	1	2
Whitlach	0+	0-0	0-0	0-0	0	0	0	0	0	0	0	0	0
Allen	29	2-5	0-1	4-4	1	5	6	2	3	2	0	0	8
Ray	3	0-0	0-0	0-0	0	0	0	1	0	2	0	0	0
Nwokedi	8	1-3	0-2	0-0	0	2	2	0	1	2	2	0	2
Team					0	3	3						
<b>Totals</b>	<b>200</b>	<b>22-45</b>	<b>4-12</b>	<b>17-22</b>	<b>3</b>	<b>35</b>	<b>38</b>	<b>11</b>	<b>15</b>	<b>20</b>	<b>6</b>	<b>3</b>	<b>65</b>

**Halftime:** Saint Joseph's, 22-19  
**Attendance:** 503  
**FG %:** Saint Joseph's: 31.4%  
**3-PT FG %:** Saint Joseph's: 35.7%  
**FT %:** Saint Joseph's: 100.0%

**Deadball Rebounds:** Penn, 2-0  
**Officials:** Schimel, Palermo, Camy  
Penn: 48.9%  
Penn: 33.3%  
Penn: 77.3%

## Game 10 • December 21, 2014 • Purcell Pavilion #5/4 Notre Dame - 64, Saint Joseph's - 50

Battling to the final seconds, Saint Joseph's challenged #5/4 Notre Dame every possession, but in the end, the Fighting Irish proved too much as they held off the Hawks, 64-50.

Falling behind 8-0 to start, Saint Joseph's responded, and off a timeout by head coach **Cindy Griffin**, put together a 12-1 run, taking a 12-9 advantage on a jumper by **Natasha Cloud** at 13:03.

The Hawks continued to control the pace of the game as they opened a 20-13 lead on a jump shot by **Ciara Andrews** with 10:06 to go in the half.

Notre Dame regrouped though and used a 16-2 run to open a 29-22 lead. The Fighting Irish's defense stifled the Hawks during the seven minute run as SJU turned the ball over six times and went 1-8 from the floor.

A jumper by Andrews cut the deficit to five, 29-24, but Notre Dame closed the half on a 10-3 run to take a 39-27 lead into the second half as it finished the half shooting 63.6 percent (14-22) to the Hawks' 35.7 percent (10-28).

The Fighting Irish took control out of halftime as they made it 53-31 with 12:02 to play. The Hawks were held to just 1-9 shooting during that run as Notre Dame hit 6-7 from the floor.

Down by 22, Saint Joseph's continued to fight. Backed by six of her team-high 16 points, Cloud sparked a 15-3 run that saw her jumper bring the Hawks within 10, 56-46, with 4:59 to play.

Unfortunately that was as close as Saint Joseph's would get though as the Fighting Irish held on for the win.

Saint Joseph's	Min.	FG-A	3PT	FT-A	OR	DR	TR	F	A	TO	B	S	Pts.
Robinson, f	14	0-1	0-0	0-0	2	0	2	2	0	1	0	0	0
Fairbanks, f	35	0-5	0-0	2-2	2	2	4	3	0	1	0	0	2
Andrews, g	35	7-16	0-1	1-1	1	1	2	1	1	0	0	0	15
Cloud, g	40	7-14	1-4	1-1	0	2	2	2	0	5	0	5	16
Woods, g	15	2-3	0-0	0-0	2	3	5	1	1	2	0	0	4
Fitzpatrick	34	4-11	3-6	2-2	0	1	1	2	0	1	0	1	13
Franklyn	27	0-2	0-0	0-2	3	4	7	3	0	1	1	0	0
Team					1	2	3						
<b>Totals</b>	<b>200</b>	<b>20-52</b>	<b>4-11</b>	<b>6-8</b>	<b>11</b>	<b>15</b>	<b>26</b>	<b>14</b>	<b>2</b>	<b>16</b>	<b>1</b>	<b>6</b>	<b>50</b>

Notre Dame	Min.	FG-A	3PT	FT-A	OR	DR	TR	F	A	TO	B	S	Pts.
Turner, f	30	7-8	0-0	5-6	1	3	4	1	0	1	5	1	19
Reimer, f	30	3-5	0-0	4-6	2	4	6	3	3	3	1	0	10
Allen, g	36	4-7	0-0	2-2	1	7	8	0	2	4	0	0	10
Mabrey, g	25	1-2	0-1	0-0	0	1	1	0	1	0	0	2	2
Loyd, g	34	8-18	0-2	0-0	1	4	5	0	3	2	0	0	16
Johnson	16	2-2	0-0	1-2	0	1	1	1	1	0	0	0	5
Cable	11	0-1	0-1	0-0	0	0	0	1	0	0	0	1	0
Huffman	4	0-0	0-0	0-0	0	0	0	0	0	0	0	0	0
Westbeld	14	0-1	0-1	2-2	0	0	0	0	0	2	0	1	2
Team					0	2	2						
<b>Totals</b>	<b>200</b>	<b>25-44</b>	<b>0-5</b>	<b>14-18</b>	<b>5</b>	<b>22</b>	<b>27</b>	<b>6</b>	<b>10</b>	<b>12</b>	<b>6</b>	<b>5</b>	<b>64</b>

**Halftime:** Notre Dame, 39-27  
**Attendance:** 8,630  
**FG %:** Saint Joseph's: 38.5%  
**3-PT FG %:** Saint Joseph's: 36.4%  
**FT %:** Saint Joseph's: 75.0%

**Deadball Rebounds:** Notre Dame, 3-1  
**Officials:** Lewis, Morris, Hallead  
Notre Dame: 56.8%  
Notre Dame: 0.0%  
Notre Dame: 77.8%



# 2014-15 SAINT JOSEPH'S BASKETBALL NOTES - PAGE 20

## Game 11 • December 28, 2014 • Hagan Arena Quinnipiac - 69, Saint Joseph's - 67

## Game 12 • December 29, 2014 • Hagan Arena Saint Joseph's - 61, CSUN - 54

Saint Joseph's late rally fell short as the Hawks fell to Quinnipiac, 69-67, in the semifinals of the 22nd Hawk Classic.

Saint Joseph's capped nonconference play with a 61-54 victory over CSUN in the consolation game of the 22nd Hawk Classic.

Down by eight with less than three minutes to play, Saint Joseph's used an 8-2 run to make it a 69-67 game on a jumper by **Natasha Cloud** with 22 seconds to play.

Down five early into the second half, Saint Joseph's used a 15-3 run to open up a 44-37 advantage as **Natasha Cloud** found **Kathleen Fitzpatrick** for a three-pointer with 12:02 to play to cap the run.

The Hawks fouled on the inbounds, and caught a break as Quinnipiac's Samantha Guastella missed both free throws to keep it at a one-possession game.

The Matadors responded with a pair of three-pointers to make it a one-point game, but the Hawks responded. Behind six points from **Ciara Andrews** and a free throw from **Chelsea Woods**, Saint Joseph's pushed the lead to eight, 51-43, on Andrews' two free throws at 6:17.

Off the defensive rebound, Cloud pushed the ball down the court, driving up the left side of the lane. SJU would not complete the comeback though as Cloud went to stop, she slipped and turned the ball over, allowing the Bobcats to run out the final seconds.

CSUN continued to fight back though, cutting SJU's lead to three, 51-48, but the Hawks again had an answer. Cloud nailed a pair of free throws, then found Fitzpatrick open for her fourth three-pointer of the game to open a 56-48 gap at 3:22.

In a frantic first half, both teams tied five times and traded the lead four times as Quinnipiac built a 36-32 lead by halftime.

Saint Joseph's would not allow the Matadors to get closer than six from their as the Hawks sealed the win from the line, going 5-6 in the final minutes.

The Bobcats slowly pulled away in the second half, opening a 60-52 edge on a jumper by Jasmine Martin with 5:35 to play.

Cloud would help rally her team though, scoring 13 of SJU's final 15 points - and assisting on the other basket - leading to the hectic final seconds.

Quinnipiac	Min.	FG-A	3PT	FT-A	OR	DR	TR	F	A	TO	B	S	Pts.
Ostergaard, f	24	5-9	1-1	0-1	1	7	8	5	3	3	0	0	11
Guastella, f	34	5-9	2-6	2-4	2	1	3	3	0	3	0	1	14
Driscoll, c	25	2-3	0-0	5-6	4	4	8	3	1	3	4	1	9
Martin, g	31	3-10	1-2	2-4	1	1	2	3	2	2	0	1	9
Abshire, g	28	4-8	2-4	0-1	0	2	2	3	4	3	0	0	10
Earle	3	0-0	0-0	0-0	0	0	0	0	0	0	0	0	0
Martucci	12	3-8	1-2	0-0	0	2	2	1	2	1	0	0	7
Napolitano	22	1-6	1-5	0-0	0	1	1	1	1	0	0	0	3
Ramos	8	1-3	0-0	0-0	0	2	2	0	0	2	0	1	2
Fay	13	2-5	0-0	0-0	2	2	4	3	1	0	0	0	4
Team					3	5	8						
<b>Totals</b>	<b>200</b>	<b>26-61</b>	<b>8-20</b>	<b>9-16</b>	<b>13</b>	<b>27</b>	<b>40</b>	<b>22</b>	<b>14</b>	<b>17</b>	<b>4</b>	<b>4</b>	<b>69</b>

Saint Joseph's	Min.	FG-A	3PT	FT-A	OR	DR	TR	F	A	TO	B	S	Pts.
Fairbanks, f	40	5-11	0-0	0-1	2	9	11	3	0	2	4	2	10
Andrews, g	38	3-11	0-2	6-8	1	3	4	3	0	4	0	0	12
Cloud, g	40	5-10	0-0	7-9	0	6	6	3	13	6	0	1	17
Fitzpatrick, g	38	6-17	1-10	0-0	0	3	3	3	0	2	0	2	13
Woods, g	27	5-8	0-0	0-0	6	2	8	4	0	2	0	0	10
Franklyn	17	2-5	0-0	1-6	4	5	9	3	0	0	1	0	5
Team					3	0	3						
<b>Totals</b>	<b>200</b>	<b>26-62</b>	<b>1-12</b>	<b>14-24</b>	<b>16</b>	<b>28</b>	<b>44</b>	<b>19</b>	<b>13</b>	<b>16</b>	<b>5</b>	<b>5</b>	<b>67</b>

**Halftime:** Quinnipiac, 30-27  
**Attendance:** 1,278  
**FG %:** Saint Joseph's: 41.9%  
**3-PT FG %:** Saint Joseph's: 8.3%  
**FT %:** Saint Joseph's: 58.3%

**Deadball Rebounds:** Saint Joseph's, 3-1  
**Officials:** Lynch, Link, Camy  
Quinnipiac: 42.6%  
Quinnipiac: 40.0%  
Quinnipiac: 56.3%

CSUN	Min.	FG-A	3PT	FT-A	OR	DR	TR	F	A	TO	B	S	Pts.
Friess, f	19	1-3	0-2	0-0	1	1	2	3	0	3	0	1	2
Johnson, f	20	3-5	0-0	3-3	2	6	8	3	0	1	1	0	9
Sharpe, g	30	2-7	0-2	0-0	0	3	3	2	1	5	0	0	4
Guay, g	30	5-12	1-5	1-2	3	5	8	4	8	4	0	1	12
Lister, g	32	2-14	2-7	2-2	1	2	3	3	2	0	0	2	8
Mahlknecht	20	2-7	0-0	0-0	3	1	4	4	0	2	3	0	4
Boagni	3	0-1	0-0	0-0	0	1	1	0	0	1	0	0	0
Cole	11	2-5	2-4	0-0	1	0	1	0	0	0	0	0	6
Newman	6	0-3	0-1	0-0	1	1	2	1	0	0	0	0	0
Gilling	12	2-3	2-3	0-0	1	0	1	2	2	2	0	0	6
King	17	1-3	1-3	0-0	0	1	1	0	0	2	0	0	3
Team					5	5	10						
<b>Totals</b>	<b>200</b>	<b>20-63</b>	<b>8-27</b>	<b>6-7</b>	<b>18</b>	<b>26</b>	<b>44</b>	<b>22</b>	<b>13</b>	<b>20</b>	<b>4</b>	<b>4</b>	<b>54</b>

Saint Joseph's	Min.	FG-A	3PT	FT-A	OR	DR	TR	F	A	TO	B	S	Pts.
Fairbanks, f	30	4-13	0-0	3-4	1	4	5	4	0	5	2	2	11
Andrews, g	35	3-10	0-1	3-4	0	2	2	3	2	2	0	1	9
Cloud, g	40	2-9	1-3	6-6	0	4	4	1	8	0	1	2	11
Fitzpatrick, g	35	6-13	4-8	4-4	0	1	1	2	2	3	0	2	20
Woods, g	28	1-5	0-0	2-4	3	6	9	3	0	1	0	0	4
Rule	10	0-0	0-0	0-0	0	1	1	1	0	0	0	0	0
Franklyn	18	3-4	0-0	0-1	3	2	5	1	0	1	0	0	6
Belvedere	4	0-1	0-0	0-0	0	1	1	0	0	0	0	0	0
Team					4	2	6						
<b>Totals</b>	<b>200</b>	<b>19-55</b>	<b>5-12</b>	<b>18-23</b>	<b>11</b>	<b>23</b>	<b>34</b>	<b>15</b>	<b>12</b>	<b>12</b>	<b>3</b>	<b>7</b>	<b>61</b>

**Halftime:** CSUN, 30-27  
**Attendance:** 1,051  
**FG %:** Saint Joseph's: 34.5%  
**3-PT FG %:** Saint Joseph's: 41.7%  
**FT %:** Saint Joseph's: 78.3%

**Deadball Rebounds:** Saint Joseph's, 4-3  
**Officials:** Lynch, Link, Camy  
CSUN: 31.7%  
CSUN: 29.6%  
CSUN: 85.7%



# 2014-15 SAINT JOSEPH'S BASKETBALL NOTES - PAGE 21

## Game 13 • January 3, 2015 • Hagan Arena Saint Joseph's - 63, VCU - 46

Saint Joseph's opened its Atlantic 10 slate with a strong showing as the Hawks led from the tip and never trailed in a 63-46 victory over VCU.

Looking to open conference play with a win for the 28th time, the Hawks broke an early 6-6 tie quickly backed by strong play at both ends. Over a seven minute span, Saint Joseph's put together a 22-5 run to open a 28-11 advantage on a free throw by **Adashia Franklyn**. The Hawks converted on 9-of-11 from the floor and hit a pair of free throws, while they stifled the Rams to just 2-of-12 shooting and a pair of turnovers.

Saint Joseph's led by as many as 20 in the half before heading into the lockerroom up 38-22 as **Sarah Fairbanks** paced her team with 10 of her game-high 15 points coming in the first period.

VCU pushed back in the second half as it slowly cut SJU's lead to just eight. Down 51-34, the Rams used a 10-1 run over five minutes to make it 52-44 with 6:03 to play.

Seeing their lead slowly erased, the Hawks responded. Led by **Natasha Cloud's** 8-of-8 performance from the foul line in the final minutes, Saint Joseph's closed out the game without a field goal in the final 11:39, but converted 11-of-12 from the foul line to earn the victory.

VCU	Min.	FG-A	3PT	FT-A	OR	DR	TR	F	A	TO	B	S	Pts.
Alaeze, f	25	4-12	0-0	1-2	2	2	4	4	0	0	0	0	9
Calhoun, f	27	2-3	0-0	0-2	1	1	2	2	3	2	0	0	4
Pegram, g	27	4-12	0-2	1-1	3	1	4	3	3	1	1	0	9
Robinson, g	25	2-8	0-1	0-2	0	3	3	2	1	2	0	3	4
Thorpe, g	32	4-14	3-7	3-4	3	6	9	1	1	1	1	1	14
Finney-Smith	29	3-11	0-5	0-0	6	5	11	2	1	1	0	2	6
Clay	15	0-4	0-0	0-0	0	1	1	1	1	1	0	0	0
Burgess	5	0-1	0-0	0-0	1	0	1	0	0	0	0	0	0
Mitchell	15	0-2	0-0	0-0	0	0	0	3	2	1	0	1	0
Team					0	5	5						
<b>Totals</b>	<b>200</b>	<b>19-67</b>	<b>3-15</b>	<b>5-11</b>	<b>16</b>	<b>24</b>	<b>40</b>	<b>18</b>	<b>12</b>	<b>9</b>	<b>2</b>	<b>7</b>	<b>46</b>

Saint Joseph's	Min.	FG-A	3PT	FT-A	OR	DR	TR	F	A	TO	B	S	Pts.
Fairbanks, f	37	6-8	0-0	3-4	3	3	6	1	3	4	3	0	15
Andrews, g	24	3-8	0-0	1-1	0	1	1	4	1	3	0	0	7
Cloud, g	38	1-7	0-2	8-8	0	6	6	1	10	0	0	4	10
Fitzpatrick, g	39	4-16	4-14	1-2	1	6	7	2	2	2	0	0	13
Woods, g	24	2-4	0-0	0-4	3	8	11	3	0	1	0	0	4
Strode	18	3-6	0-0	1-2	1	2	3	1	0	0	0	0	7
Franklyn	20	3-6	0-0	1-2	2	4	6	1	0	0	0	1	7
Team					4	2	6						
<b>Totals</b>	<b>200</b>	<b>22-55</b>	<b>4-16</b>	<b>15-23</b>	<b>12</b>	<b>34</b>	<b>46</b>	<b>13</b>	<b>16</b>	<b>10</b>	<b>3</b>	<b>5</b>	<b>63</b>

**Halftime:** Saint Joseph's, 38-22      **Deadball Rebounds:** Saint Joseph's, 5-4  
**Attendance:** 1,143      **Officials:** Vaszily, Suffren, Feck  
**FG %:** Saint Joseph's: 40.0%      VCU: 28.4%  
**3-PT FG %:** Saint Joseph's: 25.0%      VCU: 20.0%  
**FT %:** Saint Joseph's: 65.2%      VCU: 45.5%

## Game 14 • January 7, 2015 • Smith Center George Washington - 83, Saint Joseph's - 69

Saint Joseph's got a game-high 26 points from **Natasha Cloud**, but it wasn't enough as the Hawks fell at George Washington, 83-69.

The Colonials controlled the pace of the game from the tip as they ran out to an 11-0 lead over the opening five minutes. George Washington hit 4-of-10 from the floor and 3-of-4 from the foul line while it held the Hawks to 0-of-7 from the floor and caused four turnovers.

Falling behind 23-10 with under 11 minutes to play, Saint Joseph's slowly chipped away at the deficit. Led by **Ciara Andrews** and **Cloud**, the Hawks went on an 18-9 run to come within four, 32-28, on a fastbreak layup by Andrews with 3:42 to play. Saint Joseph's hit 6-of-7 from the floor and connected on 5-of-6 from the foul line to force a timeout by the Colonials.

Out of the timeout, George Washington regained control as it outscored SJU 11-2 to end the half and take a 43-30 edge into the second stanza.

The Hawks fell behind by as many as 20 in the second half, but clawed back to make it a 65-73 with under four minutes to play. Down 73-55, Saint Joseph's got a three-pointer from **Kathleen Fitzpatrick** to spark a 10-0 run as a **Cloud** hit one of her career-high four three-pointers to bring her team withing eight.

Saint Joseph's would have a chance to make it a two-possession game after getting a stop, but couldn't convert a pair of layups as the Colonials answered back with an 8-0 run to help seal the win.

Saint Joseph's	Min.	FG-A	3PT	FT-A	OR	DR	TR	F	A	TO	B	S	Pts.
Franklyn, f	32	2-4	0-0	1-2	1	4	5	0	0	1	1	0	5
Andrews, g	40	7-17	0-2	3-4	0	3	3	2	2	3	0	3	17
Cloud, g	40	9-20	4-6	4-5	3	4	7	4	3	4	0	4	26
Fitzpatrick, g	27	4-12	4-10	2-2	1	2	3	3	1	4	0	1	14
Woods, g	22	1-3	0-0	1-2	3	5	8	3	0	2	0	1	3
Rule	11	0-1	0-1	0-0	0	2	2	0	1	1	0	0	0
Strode	20	2-6	0-1	0-0	0	1	1	3	1	0	2	1	4
Belvedere	8	0-1	0-0	0-0	1	1	2	2	0	0	0	0	0
Team					1	3	4						
<b>Totals</b>	<b>200</b>	<b>25-64</b>	<b>8-20</b>	<b>11-15</b>	<b>10</b>	<b>25</b>	<b>35</b>	<b>17</b>	<b>8</b>	<b>15</b>	<b>3</b>	<b>10</b>	<b>69</b>

GW	Min.	FG-A	3PT	FT-A	OR	DR	TR	F	A	TO	B	S	Pts.
Washington, f	29	9-15	0-0	5-8	2	2	4	4	3	2	0	0	23
Jones, f	30	7-13	0-0	2-4	8	6	14	1	1	2	1	1	16
Miller, g	26	3-10	0-2	0-0	4	1	5	2	3	1	0	1	6
Cranshaw, g	22	2-8	1-7	0-0	0	4	4	1	5	1	0	1	5
Schaible, g	24	6-11	1-3	1-4	2	4	6	2	4	2	0	3	14
Chase	21	2-5	1-2	2-2	0	2	2	2	4	4	0	0	7
Anderson	6	0-0	0-0	0-0	0	1	1	0	0	0	0	0	0
Farmer	1	0-0	0-0	0-0	0	0	0	0	0	0	0	0	0
Chandler	14	2-6	0-0	0-0	0	2	2	0	1	1	0	1	4
Prange	15	3-4	0-0	0-0	0	4	4	0	0	0	1	0	6
Cummings	12	1-2	0-1	0-0	0	1	1	3	1	1	0	0	2
Team					1	3	4						
<b>Totals</b>	<b>200</b>	<b>35-74</b>	<b>3-15</b>	<b>10-18</b>	<b>17</b>	<b>30</b>	<b>47</b>	<b>15</b>	<b>22</b>	<b>15</b>	<b>2</b>	<b>8</b>	<b>83</b>

**Halftime:** George Washington, 43-30      **Deadball Rebounds:** Saint Joseph's, 5-3  
**Attendance:** 522      **Officials:** Brunette, Smith Daley  
**FG %:** Saint Joseph's: 39.1%      George Washington: 47.3%  
**3-PT FG %:** Saint Joseph's: 40.0%      George Washington: 20.0%  
**FT %:** Saint Joseph's: 73.3%      George Washington: 55.6%



# 2014-15 SAINT JOSEPH'S BASKETBALL NOTES - PAGE 22

## Game 15 • January 10, 2015 • Hagan Arena Massachusetts - 65, Saint Joseph's - 47

Playing with a shortened bench due to injuries, Saint Joseph's dropped its first Atlantic 10 home game of the season as the Hawks fell to Massachusetts, 65-47.

With just eight players in uniform, the Hawks and Minutewomen traded baskets in the early going as Massachusetts lead 17-16 following a three-pointer by SJU's **Natasha Cloud** at 8:38.

From there though, Saint Joseph's offense went cold as the Minutewomen used an 9-0 run to open a 26-16 advantage. The Hawks finished the half just 1-of-14 from the floor as Massachusetts built a 30-20 lead.

Trailing 43-30 in the second half, Saint Joseph's went on an 8-2 run to close within seven on a jumper by **Ciara Andrews** at 9:57.

Following a defensive stop, the Hawks failed to convert on the offensive end, and led to a 6-0 run by Massachusetts that pushed its lead back to 13, 52-39.

Saint Joseph's would get no closer than 10 points from there as the Minutewomen went 11-of-12 from the foul line to help seal the win.

Massachusetts	Min.	FG-A	3PT	FT-A	OR	DR	TR	F	A	TO	B	S	Pts.
Pierre-Louis, f	26	8-13	0-0	0-0	3	7	10	3	1	2	1	1	16
Timbilla, f	38	8-12	0-0	1-2	1	8	9	2	1	5	0	1	17
Hill, c	33	2-5	0-0	0-0	2	6	8	0	0	3	0	0	4
Dillard	33	4-10	3-5	7-9	0	4	4	3	4	4	0	2	18
McDermert, g	29	0-5	0-4	6-6	0	0	0	3	2	0	0	1	6
Dillon	18	0-0	0-0	0-0	0	2	2	3	2	2	0	0	0
Rosten	4	0-0	0-0	1-2	0	1	1	0	0	1	0	0	1
Tarnachowicz	6	0-0	0-0	0-0	0	2	2	0	0	0	0	1	0
Mital	13	1-3	1-2	0-0	1	1	2	0	0	1	0	0	3
Team					3	2	5			1			
<b>Totals</b>	<b>200</b>	<b>23-48</b>	<b>4-11</b>	<b>15-19</b>	<b>10</b>	<b>33</b>	<b>43</b>	<b>14</b>	<b>10</b>	<b>19</b>	<b>1</b>	<b>6</b>	<b>65</b>

Saint Joseph's	Min.	FG-A	3PT	FT-A	OR	DR	TR	F	A	TO	B	S	Pts.
Franklyn, f	35	3-9	0-0	0-0	2	3	5	4	0	0	2	3	6
Andrews, g	38	2-16	0-3	2-2	2	1	3	4	1	3	0	1	6
Cloud, g	40	6-16	2-6	6-8	0	3	3	2	7	5	1	4	20
Fitzpatrick, g	32	2-14	2-10	0-0	0	1	1	1	1	1	0	0	6
Strode, g	12	1-5	0-1	0-0	4	1	5	4	0	1	1	1	2
Rule	8	0-1	0-1	0-0	0	0	0	2	0	0	0	1	0
Woods	30	2-4	0-0	3-6	9	5	14	5	1	1	1	1	7
Belvedere	5	0-0	0-0	0-0	0	0	0	0	0	0	0	0	0
Team					0	2	2						
<b>Totals</b>	<b>200</b>	<b>16-65</b>	<b>4-21</b>	<b>11-16</b>	<b>17</b>	<b>16</b>	<b>33</b>	<b>22</b>	<b>10</b>	<b>11</b>	<b>5</b>	<b>11</b>	<b>47</b>

**Halftime:** Massachusetts, 30-20      **Deadball Rebounds:** Massachusetts, 4-3  
**Attendance:** 751      **Officials:** Brunette, Klein Sidlasky  
**FG %:** Saint Joseph's: 24.6%      Massachusetts: 47.9%  
**3-PT FG %:** Saint Joseph's: 19.0%      Massachusetts: 36.4%  
**FT %:** Saint Joseph's: 68.8%      Massachusetts: 78.9%

## Game 16 • January 15, 2015 • Rose Hill Gym Fordham - 57, Saint Joseph's - 47

Despite both teams shooting under 40 percent, Saint Joseph's couldn't get key stops when it needed it the most as the Hawks fell to Fordham, 57-47.

Late in the second half, the Hawks used a 6-1 run to cut Fordham's 46-38 lead to 47-44 on a jumper by **Natasha Cloud** with 4:27 to play.

Saint Joseph's, which gave up a Fordham free throw to make it 48-44, had three opportunities to make it a one possession game, but went 0-for-2 from the field and turned the ball over on an offensive foul as the Rams regained possession with 2:47 to play.

Unfortunately for SJU, after playing solid defense for most of the shot clock, Fordham's Danielle Burns knocked down a three-pointer as the shot clock expired to put her team ahead for good, 51-44.

Going just 3-of-13 to start, the Hawks found themselves down 14-7 to the Rams at the midway point of the half. Despite the cold shooting, Saint Joseph's responded, hitting seven of their next 11 field goals as a fast break jumper by **Ciara Andrews** brought her team within two, 24-22, with 2:38 to go in the half.

Sophomore **Kathleen Fitzpatrick** took advantage of Fordham's foul trouble as she knocked down a one-and-one to tie the game at 24 all at 2:03.

After defensive stops on both sides, the Rams got a layup by Asnate Fomina with 27 seconds to go to put the hosts ahead 26-24 heading into the second half.

Saint Joseph's	Min.	FG-A	3PT	FT-A	OR	DR	TR	F	A	TO	B	S	Pts.
Robinson, f	29	1-4	0-0	2-3	1	2	3	5	1	1	1	1	4
Fairbanks, f	27	4-5	0-0	2-3	1	4	5	5	1	1	0	2	10
Andrews, g	33	6-13	0-0	0-0	0	2	2	4	0	5	0	0	12
Cloud, g	40	3-12	0-2	1-2	1	7	8	1	3	4	0	3	7
Fitzpatrick, g	31	4-9	2-6	2-2	0	1	1	1	0	1	0	2	12
Strode	17	0-2	0-0	0-0	1	2	3	1	2	1	1	0	0
Woods	7	0-1	0-0	0-0	0	2	2	1	1	0	1	0	0
Franklyn	16	1-4	0-0	0-0	1	0	1	1	1	0	0	0	2
Team					3	0	3						
<b>Totals</b>	<b>200</b>	<b>19-50</b>	<b>2-8</b>	<b>7-10</b>	<b>8</b>	<b>20</b>	<b>28</b>	<b>19</b>	<b>9</b>	<b>13</b>	<b>3</b>	<b>8</b>	<b>47</b>

Fordham	Min.	FG-A	3PT	FT-A	OR	DR	TR	F	A	TO	B	S	Pts.
Tapio, f	31	4-7	0-0	6-6	1	2	3	5	3	2	0	2	14
Clark, f	33	2-6	0-2	3-4	3	5	8	2	1	1	1	0	7
Ruffin, g	40	6-10	1-1	3-6	4	1	5	4	8	1	0	2	16
Burns, g	22	1-2	1-1	3-4	0	4	4	3	1	2	0	0	6
Missry, g	25	2-8	1-7	0-0	0	4	4	0	0	0	0	0	5
Durant	1	0-0	0-0	0-0	0	0	0	2	0	1	0	0	0
Davis	13	1-5	0-0	0-0	0	1	1	1	0	2	0	1	2
Fomina	19	1-3	0-2	0-0	0	1	1	2	0	2	0	0	2
Padovano	16	1-5	1-3	2-2	0	0	0	1	0	3	0	0	5
Team					2	6	8						
<b>Totals</b>	<b>200</b>	<b>18-46</b>	<b>4-16</b>	<b>17-22</b>	<b>10</b>	<b>24</b>	<b>34</b>	<b>20</b>	<b>13</b>	<b>14</b>	<b>1</b>	<b>5</b>	<b>57</b>

**Halftime:** Fordham, 26-24      **Deadball Rebounds:** Saint Joseph's, 3-2  
**Attendance:** 577      **Officials:** Smith, Goods, Aldrich  
**FG %:** Saint Joseph's: 38.0%      Fordham: 39.1%  
**3-PT FG %:** Saint Joseph's: 25.0%      Fordham: 25.0%  
**FT %:** Saint Joseph's: 70.0%      Fordham: 77.3%



## Game 17 • January 18, 2015 • A.J. Palumbo Center Duquesne - 63, Saint Joseph's - 54

Down by as many as 21 in the second half, Saint Joseph's cut the gap to seven points with under three minutes to play. Despite holding Duquesne to 26.4 percent shooting, the Hawks couldn't complete the comeback as they fell, 63-54.

Behind an 8-2 spurt to start the second half, Duquesne opened a 36-15 lead with 14:01 to play.

Sparked by a basket by from **Ashley Robinson** and a three-pointer from **Mackenzie Rule**, Saint Joseph's answered with a 9-0 run to make it a 36-24 contest on a jumper by **Natasha Cloud** with 11:50 to play.

Duquesne pushed its lead back to 18, 44-26, but the Hawks refused to give in and slowly chipped the distance back to 10, 49-39.

Following a Dukes' basket, Rule answered with her third three on the day and Cloud hit a jumper to make it 51-44 with 2:45 to play.

That would be as close as SJU got though as Duquesne went 2-for-3 from the field and 7-for-8 from the foul line to close out the game.

In the first half the Hawks struggled on offense, falling behind 11-1 as they went 0-for-5 from the floor and turned the ball over six times over the opening seven minutes.

Looking for its first field goal of the game, Saint Joseph's responded by going 3-for-5 from the floor for a 6-0 run as a layup by **Ciara Andrews** at 10:18 brought the Hawks within 11-7.

Duquesne answered with another 11-1 run to take a 24-8 edge on a pair of free throws by Deva'Nyaw Workman with 3:43 to go in the half. Turnovers again plagued the Hawks as they coughed the ball up six times and went 0-for-5 from the field as the Dukes built up their biggest lead of the half.

Saint Joseph's	Min.	FG-A	3PT	FT-A	OR	DR	TR	F	A	TO	B	S	Pts.
Robinson, f	28	3-6	0-0	0-0	3	4	7	4	0	6	1	0	6
Fairbanks, f	21	0-4	0-0	0-0	2	5	7	2	1	0	1	0	0
Andrews, g	33	7-13	1-1	2-2	0	5	5	4	0	2	0	0	17
Cloud, g	39	6-15	1-4	1-3	0	5	5	1	9	3	2	3	14
Fitzpatrick, g	16	1-5	0-1	0-0	0	1	1	2	0	1	0	0	2
Rule	16	3-3	3-3	0-0	0	2	2	1	2	0	0	0	9
Strode	12	0-0	0-0	0-0	0	1	1	4	0	1	0	0	0
Woods	7	0-0	0-0	0-0	0	0	0	2	0	1	0	0	0
Franklyn	28	2-5	0-0	2-4	1	3	4	3	1	3	2	0	6
Team					1	2	3			1			
<b>Totals</b>	<b>200</b>	<b>22-51</b>	<b>5-9</b>	<b>5-9</b>	<b>7</b>	<b>28</b>	<b>35</b>	<b>23</b>	<b>13</b>	<b>18</b>	<b>6</b>	<b>3</b>	<b>54</b>

Duquesne	Min.	FG-A	3PT	FT-A	OR	DR	TR	F	A	TO	B	S	Pts.
Szamosi, f	23	4-13	0-1	3-5	10	5	15	3	1	1	0	0	11
Johnson, c	27	2-10	0-0	0-3	4	5	9	3	1	4	4	1	4
Bresnahan, g	35	2-8	0-1	3-4	1	2	3	2	2	1	0	0	7
Nurkic, g	20	3-6	2-3	4-4	1	2	3	2	2	0	0	1	12
Robinson, g	32	3-12	3-10	3-4	2	1	3	1	3	2	0	0	12
Workman	24	2-14	0-2	5-6	7	4	11	2	3	0	1	2	9
Duling	2	0-0	0-0	0-0	0	0	0	0	0	0	0	0	0
King	28	2-4	0-0	0-0	3	4	7	3	0	1	0	2	4
Gronas	9	1-5	0-3	2-2	1	0	1	0	0	0	0	0	4
Team					2	1	3			1			
<b>Totals</b>	<b>200</b>	<b>19-72</b>	<b>5-20</b>	<b>20-28</b>	<b>31</b>	<b>24</b>	<b>55</b>	<b>16</b>	<b>12</b>	<b>10</b>	<b>5</b>	<b>6</b>	<b>63</b>

<b>Halftime:</b> Duquesne, 26-13	<b>Deadball Rebounds:</b> Tied, 2-2
<b>Attendance:</b> 908	<b>Officials:</b> Farlow, Bradley, Small
<b>FG %:</b> Saint Joseph's: 43.1%	Duquesne: 26.4%
<b>3-PT FG %:</b> Saint Joseph's: 55.6%	Duquesne: 25.0%
<b>FT %:</b> Saint Joseph's: 55.6%	Duquesne: 71.4%



### Team Superlatives

CATEGORY	SAINT JOSEPH'S HIGH	SAINT JOSEPH'S LOW	OPPONENT'S HIGH	OPPONENTS' LOW
Total Points	78, vs. Temple, 11/18/14	47, vs. Massachusetts, 1/10/15	77, by Seton Hall, 11/30/14	42, by St. Francis Brooklyn, 11/29/14
1st Half Points	38, vs. VCU, 1/3/15	13, at Duquesne, 1/18/15	49, by Drexel, 11/25/14	19, by Penn, 12/9/14
2nd Half Points	41, at Duquesne, 1/18/15	19, at Penn, 12/9/14	46, 2x, last by Penn, 12/9/14	14, by St. Francis Brooklyn, 11/29/14
Overtime Points	14, vs. Temple, 11/18/14	10, at Liberty, 11/22/14	11, by Liberty, 11/22/14	10, by Temple, 11/18/14
Field Goals	28, at Liberty, 11/22/14	16, vs. Massachusetts, 1/10/15	35, by George Washington, 1/7/15	15, by St. Francis Brooklyn, 11/29/14
Field Goal Att.	70, at Penn, 12/9/14	50, at Fordham, 1/15/15	75, by Temple, 11/18/14	44, by Notre Dame, 12/21/14
Field Goal Pct.	.458, vs. St. Francis Brooklyn, 11/29/14	.246, vs. Massachusetts, 1/10/15	.568, by Notre Dame, 12/21/14	.264, by Duquesne, 1/18/15
3 Point FG	8, 2x, last at George Washington, 1/7/15	1, 3x, last vs. Quinnipiac, 12/28/14	8, 3x, last by CSUN, 12/29/14	0, by Notre Dame, 12/21/14
3 Point Att.	21, vs. Massachusetts, 1/10/15	2, vs. Villanova, 12/7/14	27, 2x, last by CSUN, 12/29/14	5, by Notre Dame, 12/21/14
3 Point Pct.	.556, at Duquesne, 1/18/15	.083, vs. Quinnipiac, 12/28/14	.462, by Lehigh, 12/4/14	.000, by Notre Dame, 12/21/14
Free Throws	25, vs. Temple, 11/18/14	2, at Penn, 12/9/14	20, 2x, last by Duquesne, 1/18/15	4, by Villanova, 12/7/14
Free Throw Att.	30, vs. Temple, 11/18/14	2, at Penn, 12/9/14	28, by Duquesne, 1/18/15	7, by CSUN, 12/29/14
Free Throw Pct.	1.000, at Penn, 12/9/14	.545, at Rutgers, 11/14/14	.842, by Seton Hall, 11/30/14	.455, by VCU, 1/3/15
Offensive Rebs.	19, at Rutgers, 11/14/14	7, 2x, last at Duquesne, 1/18/15	31, by Duquesne, 1/18/15	2, by Villanova, 12/7/14
Defensive Rebs.	34, vs. VCU, 1/3/15	15, at Notre Dame, 12/21/14	35, by Penn, 12/9/14	17, by St. Francis Brooklyn, 11/29/14
Total Rebs.	46, 2x, last vs. VCU, 1/3/15	26, at Notre Dame, 12/21/14	55, by Duquesne, 1/18/15	22, by Villanova, 12/7/14
Personal Fouls	27, at Liberty, 11/22/14	10, vs. Villanova, 12/7/14	24, 2x, last by Seton Hall, 11/30/14	6, by Notre Dame, 12/21/14
Assists	18, vs. St. Francis Brooklyn, 11/29/14	2, at Notre Dame, 12/21/14	22, by George Washington, 1/7/15	9, by St. Francis Brooklyn, 11/29/14
Turnovers	21, 2x, last vs. St. Francis Brooklyn, 11/29/14	9, vs. Lehigh, 12/4/14	20, 3x, last by CSUN, 12/29/14	6, by Drexel, 11/25/14
Blocked Shots	9, vs. St. Francis Brooklyn, 11/29/14	1, 4x, last at Notre Dame, 12/21/14	9, by Rutgers, 11/14/14	1, 5x, last by Fordham, 1/15/15
Steals	15, at Liberty, 11/22/14	1, 3x, last at Drexel, 11/25/14	15, by Seton Hall, 11/30/14	2, by Lehigh, 12/4/14

### Individual Superlatives

CATEGORY	SAINT JOSEPH'S MOST	OPPONENT'S MOST
Points	29, by Natasha Cloud at Liberty, 11/22/14	25, 2x last 6, by Daisha Simmons of Seton Hall, 11/30/14
Field Goals	10, 2x, last by Andrews and Cloud at Liberty, 11/22/14	11, by Sarah Curran of Drexel, 11/25/14
Field Goal Att.	24, by Ciara Andrews at Seton Hall, 11/30/14	24, by Daisha Simmons of Seton Hall, 11/30/14
Field Goal Pct. *	.778 (7-9), by Natasha Cloud vs. St. Francis Brooklyn, 11/29/14	.875 (7-8), by Brianna Turner of Notre Dame, 12/21/14
3 Point FG	6, by Kathleen Fitzpatrick at Drexel, 11/25/14	3, 5x, last by April Robinson of Duquesne, 1/18/15
3 Point Att.	14, by Kathleen Fitzpatrick vs. VCU, 1/3/15	10, by April Robinson of Duquesne, 1/18/15
3 Point Pct. #	1.000 (3-3) by Mackenzie Rule at Duquesne, 1/18/15	.600 (3-5), by Meghan Creighton of Drexel, 11/25/14
Free Throws	9, by Sarah Fairbanks vs. Temple, 11/18/14	8, by Daisha Simmons of Seton Hall, 11/30/14
Free Throw Att.	11, by Ciara Andrews vs. Rutgers, 11/14/14	9, 2x, last by Cierra Dillard of Massachusetts, 1/10/15
Free Throw Pct. *	1.000 (9-9), 2x, last by Ciara Andrews vs. Villanova, 12/7/14	1.000 (6-6), by Emily Tapio of Fordham, 1/15/15
Offensive Rebs.	9, by Chelsea Woods vs. Massachusetts, 1/10/15	10, by Amadea Szamosi of Duquesne, 1/18/15
Defensive Rebs.	9, 2x, last by Natasha Cloud vs. Villanova, 12/7/14	12, by Safiya Martin of Temple, 11/18/14
Total Rebs.	14, by Chelsea Woods vs. Massachusetts, 1/10/15	15, by Amadea Szamosi of Duquesne, 1/18/15
Assists	13, by Natasha Cloud vs. Quinnipiac, 12/28/14	8, 3x, last by Tiffany Ruffin of Fordham, 1/15/15
Turnovers	8, by Natasha Cloud at Seton Hall, 11/30/14	8, by Sadalia Ellis of Liberty, 11/22/14
Blocked Shots	4, 3x, last by Sarah Fairbanks vs. Quinnipiac, 12/28/14	5, 2x, last by Brianna Turner of Notre Dame, 12/21/14
Steals	5, by Natasha Cloud at Notre Dame, 12/21/14	6, by Daisha Simmons of Seton Hall, 11/30/14
Minutes	42, 2x, last by Natasha Cloud at Liberty, 11/22/14	45, by Safiya Martin of Temple, 11/18/14

\* - Minimum of five attempts; # - Minimum of three attempts





**GAME-BY-GAME RESULTS**

DATE	OPPONENT	SCORE	W/L	ATT	HIGH POINTS	HIGH REBOUNDS	HIGH ASSISTS	HIGH STEALS
Nov. 14	at #24/RV Rutgers	.52-76	L	1,805	Andrews . . .19	Three tied at . . .6	Cloud . . . . .10	Cloud . . . . .1
Nov. 18 #	Temple	.78-74	W OT	1,351	Fairbanks . . .23	Fairbanks . . . .13	Andrews . . . .4	Cloud . . . . .1
Nov. 22	at Liberty	.75-76	L OT	438	Cloud . . . . .29	Franklyn . . . . .6	Andrews . . . .4	Fitzpatrick . . . .4
Nov. 25	at Drexel	.63-76	L	607	Fitzpatrick . .18	Cloud . . . . .8	Cloud . . . . .8	Fitzpatrick . . . .1
Nov. 29	vs. Saint Francis	.64-42	W	362	Cloud . . . . .16	Franklyn . . . .11	Cloud . . . . .7	Three tied at . . . .1
Nov. 30	at Seton Hall	.60-77	L	502	Andrews . . .22	Robinson . . . .9	Andrews, Cloud .3	Three tied at . . . .1
Dec. 4	Lehigh	.71-73	L	612	Robinson . . .20	Cloud . . . . .10	Cloud . . . . .8	Andrews . . . . .2
Dec. 7 #	Villanova	.58-54	W	1,531	Andrews . . .17	Cloud . . . . .9	Cloud . . . . .2	Cloud . . . . .2
Dec. 9 #	at Penn	.51-65	L	503	Fitzpatrick/ . .12	Woods . . . . .8	Cloud . . . . .8	Woods . . . . .4
					Robinson			
Dec. 21	at Notre Dame	.50-64	L	8,630	Cloud . . . . .16	Franklyn . . . . .7	Andrews/Woods .1	Cloud . . . . .5
Dec. 28	Quinnipiac	.67-69	L	1,278	Cloud . . . . .17	Fairbanks . . . .11	Cloud . . . . .13	Fitzpatrick . . . .2
Dec. 29	CSUN	.61-54	W	1,051	Fitzpatrick . .20	Woods . . . . .9	Cloud . . . . .8	Three tied at . . . .2
Jan. 3 *	VCU	.63-46	W	1,143	Fairbanks . .15	Woods . . . . .11	Cloud . . . . .10	Cloud . . . . .4
Jan. 7 *	at George Washington	69-83	L	522	Cloud . . . . .26	Woods . . . . .8	Cloud . . . . .3	Cloud . . . . .4
Jan. 10 *	Massachusetts	.47-65	L	751	Cloud . . . . .20	Woods . . . . .14	Cloud . . . . .7	Cloud . . . . .4
Jan. 15 *	at Fordham	.47-57	L	577	Andrews/ . . .12	Cloud . . . . .8	Assists . . . . .3	Cloud . . . . .3
					Fitzpatrick			
Jan. 18 *	at Duquesne	.54-63	L	908	Andrews . . .17	Fairbanks/ . . . .7	Cloud . . . . .9	Cloud . . . . .3
					Robinson			
Jan. 24 *	St. Bonaventure							
Jan. 28 *	at Saint Louis							
Jan. 31 *	at Davidson							
Feb. 4 #*	La Salle							
Feb. 8 *	Fordham							
Feb. 11 *	at Rhode Island							
Feb. 15 *	at Dayton							
Feb. 18 *	George Mason							
Feb. 21 *	Richmond							
Feb. 25 *	Duquesne							
Mar. 1 *	at La Salle							

\* – Atlantic 10 game; # – Big 5 game;

**GAMES AS HIGH SCORER:** Cloud - 6; Andrews - 5; Fitzpatrick - 4; Fairbanks - 3; Robinson - 2

**GAMES AS HIGH REBOUNDER:** Cloud - 5; Woods - 5; Fairbanks -4; Franklyn - 3; Robinson - 2; Andrews - 1

**GAMES SCORING DOUBLE FIGURES:** Andrews - 13; Cloud - 10; Fairbanks - 10; Fitzpatrick - 9; Robinson -4; Woods - 2

**GAMES REBOUNDING DOUBLE FIGURES:** Fairbanks - 2; Woods - 2; Cloud - 1; Franklyn - 1

**GAMES SCORING 20 OR MORE POINTS:** Cloud - 3; Andrews - 2; Fairbanks - 1; Fitzpatrick - 1; Robinson - 1

**GAMES POSTING A DOUBLE-DOUBLE:** Cloud - 3; Fairbanks - 2

**HAWKS BY THE NUMBERS**

4-3	at home	5-6	when committing 15 or fewer turnovers
0-9	on the road	0-6	when committing more than 15 turnovers
1-0	at a neutral site	2-8	when forcing more than 15 opponent turnovers
2-4	in November	3-4	when forcing 15 or fewer turnovers
2-4	in December	0-3	when scoring 50 or fewer points
1-4	in January	1-3	when scoring 50-59 points
0-0	in February	3-4	when scoring 60-69 points
0-0	in March	1-2	when scoring 70-79 points
4-1	when leading at halftime	0-0	When scoring 80 points or higher
1-11	when trailing at halftime		
0-0	when tied at halftime		

**MISCELLANEOUS STATS**

Largest Winning Margin	22, vs. St. Francis Brooklyn, 11/29/14
Largest Lead in a Game	22, vs. St. Francis Brooklyn, 11/29/14

**MARGIN OF VICTORY**

1 to 9 points:	3
10-19 points:	1
20 or more points:	1

3-3	when outrebounding the opponent
2-9	when outrebounded
3-5	when shooting 40% or higher
2-7	when shooting under 40%
2-8	when opponent shoots 40% or higher
3-4	when opponent shoots under 40%
4-3	when making more free throws than the opponent



## 2014-15 SAINT JOSEPH'S BASKETBALL NOTES - PAGE 26

<b>RECORD:</b>	<b>OVERALL</b>	<b>HOME</b>	<b>AWAY</b>	<b>NEUTRAL</b>
ALL GAMES	5-12	4-3	0-9	1-0
CONFERENCE	1-4	1-1	0-3	0-0
NON-CONFERENCE	4-8	3-2	0-6	1-0

#	Player	gp-gs	min	avg	Total		3-Point		F-Throw		Rebounds			pf	dq	a	to	blk	stl	pts	avg			
					fg-fga	fg%	3fg-fga	3fg%	ft-fa	ft%	off	def	tot									avg		
03	ANDREWS, Ciara	17-16	566	33.3	88-232	.379	5-22	.227	50-61	.820	10	44	54	3.2	46	1	27	41	1	10	231	13.6		
04	CLOUD, Natasha	17-17	633	37.2	75-183	.410	17-48	.354	50-62	.806	10	96	106	6.2	35	0	105	57	7	37	217	12.8		
41	FAIRBANKS, Sarah	15-15	480	32.0	61-152	.401	0-0	.000	25-29	.862	35	55	90	6.0	38	2	13	31	19	11	147	9.8		
15	FITZPATRICK, Kathlee	17-16	511	30.1	54-164	.329	39-118	.331	18-20	.900	4	36	40	2.4	35	1	20	34	2	14	165	9.7		
13	ROBINSON, Ashley	12-11	342	28.5	32-73	.438	0-0	.000	34-47	.723	37	32	69	5.8	38	2	10	24	8	4	98	8.2		
32	WOODS, Chelsea	16-5	244	15.3	23-56	.411	0-1	.000	10-20	.500	35	41	76	4.8	32	1	3	14	2	8	56	3.5		
33	FRANKLYN, Adashia	17-2	299	17.6	25-64	.391	0-0	.000	8-29	.276	28	44	72	4.2	30	0	4	15	15	9	58	3.4		
30	VEILLEUX, Sarah	4-0	34	8.5	3-10	.300	3-8	.375	2-2	1.000	1	4	5	1.3	1	0	0	0	0	0	11	2.8		
23	STRODE, Jordan	13-2	162	12.5	10-36	.278	1-4	.250	8-12	.667	8	11	19	1.5	24	0	7	11	6	3	29	2.2		
02	RULE, Mackenzie	11-0	98	8.9	4-11	.364	3-8	.375	1-2	.500	2	9	11	1.0	10	0	6	3	0	3	12	1.1		
22	PONGONIS, Jessica	6-1	64	10.7	3-13	.231	0-1	.000	0-0	.000	5	1	6	1.0	7	0	2	4	0	0	6	1.0		
40	BELVEDERE, Candac	3-0	17	5.7	0-2	.000	0-0	.000	0-0	.000	1	2	3	1.0	2	0	0	0	0	0	0	0.0		
Team											34	32	66											
Total.....		17	3450		378-996	.380	68-210	.324	206-284	.725	210	407	617	36.3	298	7	197	241	60	99	1030	60.6		
Opponents.....		17	3451		413-1010	.409	81-287	.282	207-292	.709	225	441	666	39.2	296	-	228	242	55	102	1114	65.5		

<b>TEAM STATISTICS</b>	<b>SJU</b>	<b>OPP</b>	<b>Date</b>	<b>Opponent</b>	<b>Score</b>	<b>Att.</b>
SCORING	1030	1114	11/14/14	at Rutgers	L 52-76	1805
Points per game	60.6	65.5	11/18/14	TEMPLE	Wot 78-74	1351
Scoring margin	-4.9	-	11-22-14	at Liberty	Lot 75-76	438
FIELD GOALS-ATT	378-996	413-1010	11/25/14	at DREXEL	L 63-76	607
Field goal pct	.380	.409	11/29/14	vs St. Francis	W 64-42	362
3 POINT FG-ATT	68-210	81-287	11/30/14	at Seton Hall	L 60-77	502
3-point FG pct	.324	.282	12/4/14	LEHIGH	L 71-73	612
3-pt FG made per game	4.0	4.8	12/07/14	VILLANOVA	W 58-54	1531
FREE THROWS-ATT	206-284	207-292	12/9/14	at Penn	L 51-65	503
Free throw pct	.725	.709	12/21/14	at Notre Dame	L 50-64	8630
F-Throws made per game	12.1	12.2	12/28/14	QUINNIPIAC	L 67-69	1278
REBOUNDS	617	666	12/29/14	CSUN	W 61-54	1051
Rebounds per game	36.3	39.2	* 1/3/15	VCU	W 63-46	1143
Rebounding margin	-2.9	-	* 01/07/15	at George Washington	L 69-83	522
ASSISTS	197	228	* 1/10/15	MASSACHUSETTS	L 47-65	751
Assists per game	11.6	13.4	* 01/15/15	at Fordham	L 47-57	577
TURNOVERS	241	242	* 01/18/15	at Duquesne	L 54-63	908
Turnovers per game	14.2	14.2	*- Conference game			
Turnover margin	+0.1	-				
Assist/turnover ratio	0.8	0.9				
STEALS	99	102				
Steals per game	5.8	6.0				
BLOCKS	60	55				
Blocks per game	3.5	3.2				
ATTENDANCE	7717	14854				
Home games-Avg/Game	7-1102	9-1610				
Neutral site-Avg/Game	-	1-362				

<b>Score by Periods</b>	<b>1st</b>	<b>2nd</b>	<b>OT</b>	<b>Totals</b>
Saint Joseph's	491	515	24	1030
Opponents	559	534	21	1114



## 2014-15 SAINT JOSEPH'S BASKETBALL NOTES - PAGE 27

<b>RECORD:</b>	<b>OVERALL</b>	<b>HOME</b>	<b>AWAY</b>	<b>NEUTRAL</b>
ALL GAMES	1-4	1-1	0-3	0-0
CONFERENCE	1-4	1-1	0-3	0-0
NON-CONFERENCE	0-0	0-0	0-0	0-0

#	Player	gp-gs	min	avg	Total		3-Point		F-Throw		Rebounds			pf	dq	a	to	blk	stl	pts	avg	
					fg-fga	fg%	3fg-fga	3fg%	ft-fa	ft%	off	def	tot									
04	CLOUD, Natasha	5-5	197	39.4	25-70	.357	7-20	.350	20-26	.769	4	25	29	5.8	9	0	32	16	3	18	77	15.4
03	ANDREWS, Ciara	5-5	168	33.6	25-67	.373	1-6	.167	8-9	.889	2	12	14	2.8	18	0	4	16	0	4	59	11.8
15	FITZPATRICK, Kathlee	5-5	145	29.0	15-56	.268	12-41	.293	5-6	.833	2	11	13	2.6	9	0	4	9	0	3	47	9.4
41	FAIRBANKS, Sarah	3-3	85	28.3	10-17	.588	0-0	.000	5-7	.714	6	12	18	6.0	8	1	5	5	4	2	25	8.3
33	FRANKLYN, Adashia	5-2	131	26.2	11-28	.393	0-0	.000	4-8	.500	7	14	21	4.2	9	0	2	4	5	4	26	5.2
13	ROBINSON, Ashley	2-2	57	28.5	4-10	.400	0-0	.000	2-3	.667	4	6	10	5.0	9	1	1	7	2	1	10	5.0
02	RULE, Mackenzie	3-0	35	11.7	3-5	.600	3-5	.600	0-0	.000	0	4	4	1.3	3	0	3	1	0	1	9	3.0
32	WOODS, Chelsea	5-2	90	18.0	5-12	.417	0-0	.000	4-12	.333	15	20	35	7.0	14	1	2	5	2	2	14	2.8
23	STRODE, Jordan	5-1	79	15.8	6-19	.316	0-2	.000	1-2	.500	6	7	13	2.6	13	0	3	3	4	2	13	2.6
40	BELVEDERE, Candac	2-0	13	6.5	0-1	.000	0-0	.000	0-0	.000	1	1	2	1.0	2	0	0	0	0	0	0	0.0
Team											7	11	18				1					
Total.....		5	1000		104-285	.365	23-74	.311	49-73	.671	54	123	177	35.4	94	3	56	67	20	37	280	56.0
Opponents.....		5	1000		114-307	.371	19-77	.247	67-98	.684	84	135	219	43.8	83	-	69	67	11	32	314	62.8

<b>TEAM STATISTICS</b>	<b>SJU</b>	<b>OPP</b>	<b>Date</b>	<b>Opponent</b>	<b>Score</b>	<b>Att.</b>
SCORING	280	314	* 1/3/15	VCU	w 63-46	1143
Points per game	56.0	62.8	* 01/07/15	at George Washington	L 69-83	522
Scoring margin	-6.8	-	* 1/10/15	MASSACHUSETTS	L 47-65	751
FIELD GOALS-ATT	104-285	114-307	* 01/15/15	at Fordham	L 47-57	577
Field goal pct	.365	.371	* 01/18/15	at Duquesne	L 54-63	908
3 POINT FG-ATT	23-74	19-77	* - Conference game			
3-point FG pct	.311	.247				
3-pt FG made per game	4.6	3.8				
FREE THROWS-ATT	49-73	67-98				
Free throw pct	.671	.684				
F-Throws made per game	9.8	13.4				
REBOUNDS	177	219				
Rebounds per game	35.4	43.8				
Rebounding margin	-8.4	-				
ASSISTS	56	69				
Assists per game	11.2	13.8				
TURNOVERS	67	67				
Turnovers per game	13.4	13.4				
Turnover margin	+0.0	-				
Assist/turnover ratio	0.8	1.0				
STEALS	37	32				
Steals per game	7.4	6.4				
BLOCKS	20	11				
Blocks per game	4.0	2.2				
ATTENDANCE	1894	2007				
Home games-Avg/Game	2-947	3-669				
Neutral site-Avg/Game	-	0-0				

<b>Score by Periods</b>	<b>1st</b>	<b>2nd</b>	<b>Totals</b>
Saint Joseph's	125	155	280
Opponents	147	167	314




#2 - Mackenzie Rule  
So. • Guard • 5-6



#3 - Ciara Andrews  
Jr.. • Guard • 5-9



#4 - Natasha Cloud  
Sr. • Guard • 6-0



#13 - Ashley Robinson  
Gr. • Forward • 6-2



#15 - Kathleen Fitzpatrick  
So. • Guard • 5-9



#21 - Avery Marz  
Fr. • Guard • 5-7



#23 - Jordan Strode  
R-So. • Guard • 5-8



#30 - Sarah Veilleux  
Fr. • Guard/Forward • 6-0




#32 - Chelsea Woods  
Fr. • Guard/Forward • 6-0



#33 - Adashia Franklyn  
Fr. • Forward • 6-1



#34 - Amanda Fioravanti  
So. • Forward • 6-1



#40 - Candace Belvedere  
Fr. • Forward • 6-2



#41 - Sarah Fairbanks  
Jr. • Forward • 6-1



Cindy Griffin  
Head Coach



Susan Moran  
Associate Head Coach




Stephanie McCaffrey  
Assistant Coach



Jada Pierce  
Assistant Coach



Katie Gardler  
Director of Basketball Operations



Chris Koclanes  
Video Coordinator