

2014-15 SCHEDULE

Record: 7-8 Overall; 1-3 A-10; 1-1 Big 5

NOVEMBER

Fri., 14	FAIRLEIGH DICKINSON	L 57-58
Mon., 17	at Drexel	W 52-49
Wed., 19	at #13/11 Gonzaga + (ESPNU)	L 42-94
Sat., 22	VERMONT	W 68-60
Tue., 25	LIU BROOKLYN +	W 74-70 ot
Thu., 27	vs. W. Kentucky ++ (ESPNU)	L 59-62

DECEMBER

Wed., 3	TEMPLE ^ (CBSSN)	W 58-56
Sat., 6	at #10/9 Villanova^ (FoxSports 1)	L 46-74
Tue., 9	LOYOLA MD. (Campus Insiders)	W 68-42
Sat., 20	at Marist	W 75-58
Mon., 29	at Denver	L 73-77 ot

JANUARY

Sat., 3	GEORGE WASHINGTON (CBSSN)	L 60-64
Wed., 7	at Duquesne	L 68-71
Sat., 10	at #20/21 VCU (CBSSN)	L 74-89
Wed., 14	FORDHAM	W 66-55
Sun., 18	at St. Bonaventure (NBCSN)	2:30 p.m.
Wed., 21	MASSACHUSETTS (CBSSN)	7:00 p.m.
Sat., 24	PENN (Palestra) ^	7:00 p.m.
Tue., 27	at La Salle ^ (TCN)	7:00 p.m.
Sat., 31	DAVIDSON (NBCSN)	12:00 p.m.

FEBRUARY

Tue., 3	at Saint Louis (CBSSN)	7:30 p.m.
Sat., 7	GEORGE MASON (MASN)	4:00 p.m.
Wed., 11	RHODE ISLAND	7:00 p.m.
Sun., 15	at Fordham (NBCSN)	2:30 p.m.
Thu., 19	at Dayton (ESPNU)	6:00 p.m.
Sat., 21	ST. BONAVENTURE (TCN)	7:00 p.m.
Wed., 25	at Massachusetts (TCN)	7:00 p.m.
Sat., 28	RICHMOND (CSN)	7:00 p.m.

MARCH

Wed., 4	LA SALLE (CBSSN)	7:00 p.m.
Sat., 7	at Rhode Island (OSN)	2:00 p.m.
Wed., 11-	Atlantic 10 Championship	
Sun., 15	(Barclays Center, Brooklyn, N.Y.)	

Home games in CAPS at Hagan Arena unless noted
All times Eastern

+ NIT Season Tip-Off

++ NIT Season Tip-Off at Madison Square Garden

^ Big 5 game

#-/- denotes AP/USA Today rankings

MEDIA INFORMATION

Basketball SID: Marie Wozniak
Office Phone: 610-660-1727
Cell Phone: 610-999-3634
Email: mwozniak@sju.edu
Fax: 610-660-1724
Press Row Phone: 610-660-2599

www.SJUHawks.com

@SJUHawks

@SJUHawks_MBB

SAINT JOSEPH'S HAWKS (7-8; 1-3 A-10)

at

ST. BONAVENTURE BONNIES (9-6; 2-2 A-10)

Game #16 • January 18, 2015 • 2:30 p.m.

Reilly Center • Olean, N.Y. • NBCSN

GAME DAY

ARENA	Reilly Center (5,480)
TV	NBCSN- Steve Schlanger, Dalen Cuff
VIDEO STREAMING	NBCSports.com/LiveExtra
AUDIO STREAMING	SJUHawks.com
RADIO	WNTF 990 AM
SERIES RECORD	SJU leads 49-18
HAWKS' NEXT GAME	Jan. 21 vs. Massachusetts, 7 p.m., CBSSN

GAME STORIES

- **Chris Wilson** scored a career-high 23 points to lead the Hawks to a 66-55 win over Fordham, which snapped a four-game losing streak and gave SJU its first A-10 win of the year. **DeAndre' Bemby** added 13 and **Aaron Brown** scored 12 points.
- **DeAndre' Bemby** leads the Hawks in points, rebounds, assists, steals and minutes played. He ranks among the top 15 in the conference in each of those categories, while leading the league in minutes played.
- The last time these two teams met was in the Atlantic 10 Semifinals in Brooklyn, when the Hawks scored a 67-48 win en route to a berth in the championship game. Saint Joseph's then defeated VCU, 65-61, to capture the third A-10 title in school history.
- **Phil Martelli** owns a 179-129 record in Atlantic 10 play, which is the most conference wins for any active coach.

HAWKS' PERSONNEL

2014-15 Stats

PROBABLE STARTERS	PPG	RPG	APG	MPG	Notes
F- #43 DeAndre' Bemby	15.9	6.7	2.9	37.5	Double figures in 13 straight games
F- #15 Isaiah Miles	10.3	5.3	0.9	30.0	Career-high 24 pts at Denver
F- #34 Javon Baumann	3.7	3.2	0.5	18.2	Career-high 11 pts vs. Western Kentucky
G- #25 James Demery	7.0	3.4	0.7	23.5	Scored 11 pts at VCU
G- #24 Chris Wilson	8.7	4.2	2.7	32.9	Career-high 23 pts in Fordham win
OFF THE BENCH					
G- #2 Aaron Brown	10.1	4.0	0.9	24.1	Scored 12 in Fordham win
G- #1 Shavar Newkirk	3.7	2.2	2.8	21.7	Posted season-high 6 asts at Duquesne
F- #20 Brendan Casper	2.9	2.9	0.4	8.1	Career-high 9 pts, 9 rebounds at Villanova
G- #0 Evan Maschmeyer	1.1	0.5	0.6	6.8	Season-high 4 pts at Villanova
F- #40 Jai Williams	0.0	0.8	0.0	6.2	Has played in five games
F- #5 Obi Romeo	1.0	2.0	0.2	6.5	Five blocks in four games
G- #21 Kyle Thompson	0.8	0.5	0.2	2.0	Has seen action in four games
G- #3 Mike Booth	0.0	0.5	0.0	2.0	Has seen action in four games

HAWKS' ROSTER

NO.	NAME	CL	POS	HT	WT	HOMETOWN	HIGH SCHOOL
0	Evan Maschmeyer	Sr.	G	6-3	200	Jeffersonville, Ind.	Jeffersonville
1	Shavar Newkirk	Fr.	G	5-11	170	Bronx, N.Y.	Cardinal Hayes
2	Aaron Brown	Jr.	G	6-5	225	Upper Darby, Pa.	Penn Wood
3	Mike Booth	Fr.	G	6-3	193	Thornton, Pa.	Bishop Shanahan
5	Obi Romeo	Fr.	F	6-10	230	Lewisburg, W.Va.	Greenbrier East
15	Isaiah Miles	Jr.	F	6-7	225	Baltimore, Md.	Milford Mill
20	Brendan Casper	So.	F	6-6	215	Audubon, Pa.	Methacton
21	Kyle Thompson	Fr.	G	6-2	191	Mt. Laurel, N.J.	St. Joseph's Prep
24	Chris Wilson	Sr.	G	6-3	208	Fayetteville, N.C.	Terry Sanford
25	James Demery	Fr.	F	6-6	186	Williamston, N.C.	Northside Christian Academy
34	Javon Baumann	R-So.	F	6-8	260	Solms-Oberbiel, Germany	Theodor-Heus
40	Jai Williams	R-Fr.	F	6-9	257	Philadelphia, Pa.	Phila. Electrical Tech. Charter
43	DeAndre' Bembry	So.	F	6-6	210	Charlotte, N.C.	The Patrick School (N.J.)

Sitting out season:

12	Papa Ndao	Sr.	F	6-8	220	Dakar, Senegal	Montverde Academy (Fla.)
23	Markell Lodge	Fr.	F	6-7	203	Washington, N.C.	Pace Academy
33	Skylar Scrivano	Jr.	F	6-10	225	Doylestown, Pa.	Central Bucks East

Head Coach: Phil Martelli (Widener '76) - 20th year

Assistant Coaches: Mark Bass (Saint Joseph's '95) - 16th year; David Duda (Spring Garden '88) - 9th year;

Geoff Arnold (Saint Joseph's '86) - 7th year

Director of Basketball Operations: Rob Sullivan (Saint Joseph's '06)

Student Assistant: Kyle Molock

Athletic Trainer: Bill Lukasiewicz (Springfield '88)

Co-Captains: DeAndre' Bembry, Chris Wilson

PRONUNCIATION GUIDE

Javon Baumannja-VON BOW (like now)-min
 Markell (Lodge)mar-KELL
 (Evan) Maschmeyer . . mash-MY-err
 (Papa) Ndaonow
 Shavar (Newkirk)shuh-VAR
 Obi (Romeo)OH-bee
 Jai (Williams)Ji (rhymes with "eye")

(Bill) LukasiewiczLu-KAZ-uh-WITZ



BROADCAST SCHEDULE

Date	Opponent	EST	TV	Radio	Digital
Nov. 14	FAIRLEIGH DICKINSON	7:00 p.m.		610 AM	A10N
Nov. 17	at Drexel	7:00 p.m.		610 AM	
Nov. 19	at Gonzaga +	11:00 p.m.	ESPNU	610 AM	WatchESPN
Nov. 22	VERMONT	7:00 p.m.		610 AM	A10N
Nov. 25	LIU +	7:00 p.m.		610 AM	A10N
Nov. 27	vs. Western Kentucky ++	6:00 p.m.			WatchESPN
Dec. 3	TEMPLE #	6:30 p.m.	CBSSN	610 AM	
Dec. 6	at Villanova #	1:00 p.m.	FS1	610 AM	FoxSportsGo
Dec. 9	LOYOLA-MD.	7:00 p.m.		610 AM	CI
Dec. 20	at Marist	7:00 p.m.		1210 AM	A10N
Dec. 29	at Denver	9:00 p.m.	ROOT	610 AM	
Jan. 3	GEORGE WASHINGTON	2:00 p.m.	CBSSN	990 AM	
Jan. 7	at Duquesne	7:00 p.m.		990 AM	A10N
Jan. 10	at VCU (CBSSN)	2:00 p.m.	CBSSN	560 AM	
Jan. 14	FORDHAM	7:00 p.m.			A10N
Jan. 18	at St. Bonaventure	2:30 p.m.	NBCSN	990 AM	LiveExtra
Jan. 21	MASSACHUSETTS	7:00 p.m.	CBSSN		
Jan. 24	PENN (Palestra) #	7:00 p.m.		560 AM	A10N
Jan. 27	at La Salle #	7:00 p.m.	TCN		A10N
Jan. 31	DAVIDSON	12:00 p.m.	NBCSN	560 AM	LiveExtra
Feb. 3	at Saint Louis	7:30 p.m.	CBSSN	990 AM	
Feb. 7	GEORGE MASON	4:00 p.m.	MASN	560 AM	A10N
Feb. 11	RHODE ISLAND	7:00 p.m.			A10N
Feb. 15	at Fordham	2:30 p.m.	NBCSN	990 AM	LiveExtra
Feb. 19	at Dayton	6:00 p.m.	ESPNU	990 AM	WatchESPN
Feb. 21	ST. BONAVENTURE	7:00 p.m.	TCN	560 AM	A10N
Feb. 25	at Massachusetts	7:00 p.m.	TCN	990 AM	A10N
Feb. 28	RICHMOND	7:00 p.m.	CSN		A10N
March 4	LA SALLE	7:00 p.m.	CBSSN		
March 7	at Rhode Island	2:00 p.m.	OSN	560 AM	OSN
March 11	Atlantic 10 Championship				
March 15	(Barclays Center, Brooklyn, N.Y.)				

CBSSN= CBS Sports Network; NBCSN= NBC Sports Network; SNY= SportsNet NY;
 TCN= The Comcast Network; CSN= Comcast SportsNet; CSN+ Comcast SportsNet
 and Comcast SportsNet Mid-Atlantic; MASN= Mid-Atlantic Sports Network;
 OSN= Ocean State Networks; CI= Campus Insiders

A10N= Atlantic 10 Digital Network

Streaming audio for all games on SJUHawks.com

SERIES HISTORY

SAINT JOSEPH'S vs. ST. BONAVENTURE

All-Time Series: SJU 48-19

SJU Streak: 2 wins

First Meeting: 3/15/58, SBU 79-75

Last Meeting: 3/15/14, SJU 67-48

Last SJU Win: 3/15/14, 67-48

Last SBU Win: 1/23/13, 73-64

Coach Martelli vs. SBU: 27-7

Last 5 Games

3/15/14	W	67-48	N
3/1/14	W	83-74	A
1/23/13	L	64-73	H
3/9/12	L	71-68	N
2/29/12	L	93-98 (2OT)	A

Saint Joseph's won both meetings with St. Bonaventure last season, including a 67-48 win in the A-10 Semifinals and an 83-74 win at the Reilly Center...In 2012 and 2013, SBU won three straight games... Saint Joseph's has won 19 of the last 23 vs. the Bonnies... Included in that is a 15-game Saint Joseph's winning streak... The Hawks have lost two of the last three played in Olean.

STATISTICAL COMPARISON

	Saint Joseph's	St. Bonaventure
Overall Record	7-8	9-6
Conference Record	1-3	2-2
Home Record	5-2	4-3
Away Record	2-5	4-3
Neutral Record	0-1	1-0
Points per Game	62.7	69.1
Opponent Points per Game	65.3	64.5
Field Goal Pct.	.410	.421
Opponent Field Goal Pct.	.432	.415
3-Pt. Field Goals Made per Game	4.7	5.6
3-Pt. Field Goal Pct.	.272	.333
Opponent 3-Pt. Field Goal Pct.	.369	.370
Free Throws Made per Game	13.1	16.3
Free Throw Pct.	.634	.708
Rebounds per Game	35.8	38.3
Opponent Rebounds per Game	34.7	32.7
Assists per Game	12.3	12.1
Turnovers per Game	12.8	12.5
Opponent Turnovers per Game	12.7	13.9
Blocks per Game	4.2	4.6



PHIL MARTELLI

Head Coach

The 2014-15 season marks the 20th for **Phil Martelli** as head coach at Saint Joseph's. During his time with the Hawks he has built a program that is consistently one of the top in the conference, a perennial post-season participant and a key player on the national scene, while earning his place among the top coaches in the school's storied history and becoming one of the more respected coaches in the game. The 2014-15 season will be his 30th year overall at SJU, which includes 10 seasons as an assistant coach.

Martelli is the Hawks' all-time leader in career victories with a mark of 369-255. He set the record with the victory over Morgan State on December 28, 2011, breaking the mark held by Bill Ferguson (309). Setting the school record for wins in a season (30) in 2004, Martelli has guided SJU to 20 or more victories eight times in the past 19 seasons, which is the most for any Hawks' coach. He is 179-129 in Atlantic 10 play, which is the most conference wins for any active coach.

He has also served the game of basketball as a Past President of the NABC's Board of Directors as well as a member of the NCAA Division I Men's Basketball Ethics Coalition.

In 2013-14, Martelli and his veteran team turned in one of the more memorable seasons in school history, adding another A-10 Championship to his résumé. The Hawks, led by seniors Langston Galloway, Halil Kanacevic and Ronald Roberts, Jr., won 20 of 26 games from mid-December and captured the school's third conference title and its first since 1997. SJU went 24-10 and reached the NCAA Tournament for the sixth time under Martelli, falling to eventual national champion Connecticut.

The 2012-13 season saw an experienced Saint Joseph's squad reach the Atlantic 10 Quarterfinals and earn a second consecutive NIT bid, for the 11th postseason berth in Martelli's career.

In 2011-12, Martelli and the Hawks became one of nine teams in the nation to win 20 games after

losing 20 the previous season, and also returned to the postseason with an NIT bid. SJU boasted a young and exciting squad and five different players received Atlantic 10 honors, the most ever for the Hawks. SJU also scored two wins over Top 25 teams (Creighton and Temple) and Martelli became SJU's all-time leader in victories.

In 2010-11, Martelli guided the youngest squad in his career, which included three freshman starters. The Hawks made an exciting late-season run, earning a berth in the A-10 Tournament with a win in the final regular-season game, and won two games in the tourney to reach the semifinals.

Martelli faced a challenge in 2009-10 with a young and inexperienced squad that went 11-20, coming off a 2008-09 season that saw the Hawks go 17-15 for his ninth consecutive winning season. Among the highlights of '08-09 was Ahmad Nivins becoming the third Hawk in six years to garner the Atlantic 10's Player of the Year Award. Nivins was also chosen by the Dallas Mavericks in the 2009 NBA Draft, becoming the third player coached by Martelli to be drafted.

The 2007-08 Hawks reached the Atlantic 10 Championship game for the third time in four years and earned the program's 19th bid to the NCAA Tournament, and Martelli's fifth. The 11th-seeded Hawks fell to sixth-seeded Oklahoma in the NCAA First Round, while ending the year at 21-13.

Martelli has been at his best when it counts the most as his 17 postseason wins (6 NCAA, 11 NIT) are the most in school history, ahead of Ramsay's 12. Martelli ranks first among Hawk coaches with a .608 postseason winning percentage (17-12) and has taken SJU to the postseason in 10 of the last 14 years, and 12 times in his 19 seasons at SJU.

Martelli turned in another top-notch coaching performance in 2005-06, as the Hawks went from a 10-12 record to win eight consecutive games to reach the Atlantic 10 championship game for the second year in a row. SJU earned its sixth consecutive postseason bid in the NIT.

In 2004-05, Martelli turned in perhaps a more remarkable coaching job than in 2003-04 when he was the consensus National Coach of the Year. Faced with the loss of two NBA first-round draft picks, Martelli guided SJU to 21 wins in the calendar year of 2005 to post a 24-12 record. Saint Joseph's posted the conference's best record (14-2), won its fifth straight regular-season title to tie the league record, earned the A-10's top seed and reached the title game. He was named the Atlantic 10 Coach of the Year for the second straight season and the fourth time in his career.

THE MARTELLI FILE

Career Record: 369-255 (20 years)
Atlantic 10 Record: 179-129
Postseason Record: 17-12 (overall); 6-6 (NCAA Tournament)

Birthdate: August 31, 1954

Hometown: Media, Pa.

Education: Widener University, 1976

Playing Career: Widener University, 1972-76

College Coaching Career: Head Coach, Saint Joseph's University, July 20, 1995 to present; Assistant Coach, Saint Joseph's, 1985-86 to 1994-95.

Family: Wife, Judy; children - Phil, Jr., Jimmy, Elizabeth; grandchildren Philip Stephen, Marra, Avery, Brynley, and Madalyn.

Honors: 2004 Consensus National Coach of the Year; Atlantic 10 Coach of the Year (2005, 2004, 2001, 1997); USBWA District Coach of the Year (2004, 1997); Philadelphia Big 5 Coach of the Year (2004, 1997, 1996); Honorary Doctorates - Widener University 2004, Cabrini College 2006, Immaculata University 2010.

SJU made an exciting six-game run in the NIT, falling on a last-second shot in the championship game.

In 2003-04, Martelli guided a focused and unselfish squad that became the most compelling story in college basketball. The Hawks went undefeated in the regular season, reached the pinnacle as the top-ranked team in the nation and earned the school's first-ever number-one seed in the NCAA Tournament, while advancing to the Elite Eight. Jameer Nelson was the consensus National Player of the Year and with teammate Delonte West, were both first-round selections in the NBA Draft. SJU opened the season ranked 12th in the polls and moved up throughout the year, taking the top spot on March 8, 2004, for the first time ever, while finishing fifth in the polls, for SJU's highest final ranking since 1966.

Martelli joined with Nelson to sweep the national coach and player awards, marking one of the few times in history that the top player and coach were from the same school. He was also the Atlantic 10 Coach of the Year for the third time and a repeat winner of the Big 5 Coach of the Year award.

A 1976 graduate of Widener, Martelli began his career on Hawk Hill with SJU's 1985-86 NCAA Tournament team. After 10 years as an assistant at Saint Joseph's, Martelli was named the 14th coach in school history on July 20, 1995, and just the third non-alumnus to guide SJU.

Martelli burst onto the scene in his first season (1995-96) and took the squad to the NIT championship game. He followed that in 1996-97 with the Atlantic 10 regular season and tournament titles, along with a berth in the NCAA Sweet 16.

Prior to his arrival at SJU, Martelli spent seven years as head basketball coach at Bishop Kenrick High School and had a stint as assistant coach at Widener, helping guide the Pioneers to the 1978 NCAA Division III Final Four.

As a point guard at Widener, he was part of the NCAA Tournament teams in 1975 and 1976, and set the school's single season and career assist marks.

Martelli and his wife, Judy, a former basketball player with the national champion Immaculata College teams in the 1970s, have three children - Phil, Jr., Jimmy and Elizabeth. Phil, Jr. is an assistant basketball coach at the University of Delaware while he and Elizabeth are both Saint Joseph's graduates. The Martelli's have five young grandchildren - Philip Stephen, Marra, Avery, Brynley, and Madalyn.

MARTELLI YEAR-BY-YEAR (20 seasons)

YEAR	OVERALL			ATLANTIC 10			POSTSEASON
	W	L	PCT	W	L	PCT	
1995-96	19	13	.594	9	7	.562	NIT Runner-up
1996-97	26	7	.788	13	3	.812 *	NCAA Sweet 16
1997-98	11	17	.393	3	13	.187	
1998-99	12	18	.400	5	11	.312	
1999-00	13	16	.448	7	9	.437	
2000-01	26	7	.788	14	2	.875	NCAA 2nd Round
2001-02	19	12	.613	12	4	.750	NIT 2nd Round
2002-03	23	7	.767	12	4	.750	NCAA 1st Round
2003-04	30	2	.937	16	0	1.000	NCAA Elite Eight
2004-05	24	12	.667	14	2	.875	NIT Runner-up
2005-06	19	14	.575	9	7	.562	NIT 2nd Round
2006-07	18	14	.562	9	7	.562	
2007-08	21	13	.617	9	7	.562	NCAA 1st Round
2008-09	17	15	.530	9	7	.562	
2009-10	11	20	.343	5	11	.312	
2010-11	11	22	.333	4	12	.250	
2011-12	20	14	.589	9	7	.562	NIT 1st Round
2012-13	18	14	.562	8	8	.500	NIT 1st Round
2013-14	24	10	.705	11	5	.687 *	NCAA 2nd Round
2014-15	7	8	.467	1	3	.250	
Totals	369	255	.591	179	129	.581	6 NCAA, 6 NIT

* Atlantic 10 Champion

LAST TIME OUT: **Chris Wilson** scored a career-high 23 points to lead Saint Joseph's to a 66-55 win over Fordham at Hagan Arena. The win was the first conference victory of the year for the Hawks, and snapped a four-game losing streak. Wilson shot 6-of-10 from the field and hit 5-of-9 three point attempts. He also made all six free throw attempts as the Hawks shot a season-best 86.4 percent (19-for-22) from the line. **DeAndre' Bembry** had 13 points and eight rebounds and **Aaron Brown** came off the bench to record 12 points and eight rebounds for Saint Joseph's. SJU closed out the game with a 15-6 run after Fordham trailed 51-49 with 3:32 to play. Wilson had seven in the spurt, including a three-pointer that put SJU ahead, 58-49, with 1:26 remaining. The Hawks led by as many as 13 early in the second half. Fordham scored 10 straight points to cut it to 40-37 with 9:51 remaining. Saint Joseph's answered back with a 7-2 run to build a 47-39 cushion, but five straight points by Fordham cut its deficit to 47-44 with over five minutes to play. A pair of free throws at 3:32 pulled the Rams as close as they would come, 51-49. In the low-scoring first half, the Hawks held a 19-14 lead, but then both teams went scoreless for six minutes. Saint Joseph's ended the drought with a three-pointer by Wilson that gave the Hawks their biggest lead of the half, 22-14, at 5:10. Fordham ended the half with a 7-3 run to pull to 25-21 at halftime. SJU held a commanding 42-25 edge in rebounding, but committed 16 turnovers in the game, including 11 in the first half.

LEADER OF THE PACK: **DeAndre' Bembry** leads the Hawks in scoring (15.9), rebounding (6.7) and assists (2.9), as well as steals (1.9) and minutes played (37.5). He has scored double figures in 13 consecutive games and has scored 20-plus points in four of the last eight. Bembry ranks among the top 15 in the Atlantic 10 in each of those categories and leads the conference in minutes played.

MR. EVERYTHING: On **DeAndre' Bembry** leading the Hawks in practically every category, **Phil Martelli** said, "We were asked if he's doing too much. He better do too much."

CALLING ON CHRIS: On the day before the Fordham game, **Phil Martelli** held a meeting with **Chris Wilson** and told the senior of his expectations and said, "If we're going to turn this around, it starts with you". Wilson responded with his best game of the season and one of the best of his career. He scored a career-high 23 points, while shooting 6-for-10 from the field and 5-of-9 from three-point range. Wilson scored 11 of the Hawks' 25 first-half points and also went 6-for-6 from the foul line. Wilson's previous season-high was 15 points and nine rebounds in the loss to George Washington. He's the team's second leading scorer and rebounder in conference games with 13.3 points and 5.8 rebounds.

BEMBRY'S BACK: **DeAndre' Bembry** is putting up the numbers like the Preseason All-League First Team performer that he is. The sophomore is now averaging team-highs of 15.9 points and 6.7 rebounds. He ranks eighth in the Atlantic 10 in scoring, is 11th in rebounding, is tied for 15th in assists and is fourth in steals per game. Here's a glance of some of his top games this season:

- Vermont: Tied career-highs with 22 points and 9 rebounds; shot 6-for-14 from the field and 8-for-10 from the line
- LIU Brooklyn: Had 17 points and career-high 11 rebounds for the first double-double of his career
- Western Kentucky: Set new career-high with 23 points
- Loyola Maryland: Scored 21 points on 8-for-11 shooting
- Marist: Had 16 points, nine rebounds and seven assists
- Denver: Posted 20 points, 8 rebounds and career-high 3 blocks
- GW: Had 22 points and 8 rebounds
- Duquesne: Team-high 18 points
- VCU: Team-highs of 16 points and 8 rebounds
- Fordham: Scored 13 points and had a team-high 8 rebounds

CONFERENCE CALL: **DeAndre' Bembry** is averaging 17.3 points per game in Atlantic 10 contests, to rank third in the league in that category. **Chris Wilson** is second on the team in conference scoring with 13.3 ppg followed by **Aaron Brown** with a 12.0 scoring average.

A SELECT GROUP: **DeAndre' Bembry** is one of six players in the nation who lead their teams in points, rebounds, assists, steals and blocks. The list is as follows:

- Karl Cochran, Wofford – 15.1 PPG; 6.2 RPG; 15 blocks, 48 assists
- D.J. Mason, Campbell – 12.6 PPG; 5.7 RPG; 13 blocks, 34 assists
- Caris LeVert, Michigan – 14.8 PPG; 4.8 RPG; 6 blocks; 60 assists
- Seth Tuttle, Northern Iowa – 14.5 PPG; 6.0 RPG; 12 blocks; 55 assists
- Ramone Snowden, Niagara – 11.0 PPG; 6.2 RPG; 8 blocks; 39 assists
- DeAndre' Bembry, Saint Joseph's – 15.9 PPG; 6.7 RPG; 14 blocks; 44 assists

LONG TIME COMING: The win over Fordham snapped a four-game losing streak for the Hawks. SJU went 26 days in between wins - the previous one was December 20 against Marist.

FOUR TO SCORE: The Hawks had four players score double figures in back-to-back games at Duquesne and VCU. It marked the third time this season that it's happened.

CLOSE UPS: Saint Joseph's is converting 41.0 percent from the field, but if you look at their percentage of two-point field goal attempts, they're shooting a solid 47.0 percent (267-for-565). The Hawks have struggled from three-point range, converting just 27.2 percent, and that has brought down their overall shooting percentage.

RACKING UP THE MILES: **Isaiah Miles** has put up double figures in seven games this year, while bettering his career-high in points three times. After establishing a new one with 20 points against Temple, he bettered it with 23 points in the win over Marist. And in the next game at Denver, Miles scored 24 points on 8-for-11 shooting while making 4-of-6 three pointers. Against Marist, the junior made 7-of-9 shots in the first half to score 17 points by halftime. He finished the game going 9-for-14 from the field and a career-best 4-for-7 from three-point range. To go along with his 20 points against Temple, he also grabbed nine rebounds and handed out a career-high four assists. In the opener against FDU, Miles made the first start of his career and posted his first-ever double-double with 12 points and a career-high 14 rebounds. He is the team's second leading scorer with 10.3 points per game.

MAKING THEM COUNT: The Hawks have struggled from the foul line for most of the year, but have increased their season mark to 63.4 percent. That was helped by the best effort of the year, when they hit 86.4 percent (19-for-22) against Fordham. It marked the fourth time that they converted over 70 percent this season. SJU has shot better later in the game as the Hawks are hitting 74.7 from the line in the final five minutes (regulation only). **Aaron Brown** is the top Hawk from the line, converting 76.2 percent, followed by **Isaiah Miles** at 75.8 percent.

IRON MAN: **DeAndre' Bembry** leads the Atlantic 10 and is ranked sixth in the nation in minutes played per game, with an average of 37.5. He's seen 563 minutes out of a possible 610 this season. Bembry has played all 40 minutes in four games, and has played 44 of 45 minutes in the two overtime games.

DOUBLE VISION: **DeAndre' Bembry** has scored double figures in 13 consecutive games, which is the longest streak of his career. He has only been held to single digits in two game - the FDU and Gonzaga losses.

HANDOUTS: Shavar Newkirk is second on the team in assist with 2.8 per game. The freshman has come off the bench in all 15 contests, and had a high of six assists in the loss at Duquesne.

JAMES' GAME: Highly-touted freshman James Demery recorded the first double-figure game of his career as he posted 12 points on 4-for-9 shooting at Drexel. He scored double figures in back-to-back games, with 10 points at Duquesne and 11 at VCU. Phil Martelli has noticed a new assertiveness in the freshman, who is averaging 8.8 points in Atlantic 10 games thus far.

OUT ON THE PERIMETER: Saint Joseph's took a season-high 29 three-point attempts at Duquesne, but only connected on seven of them (24.1 percent). The seven made tied the highest total made in a game this season, but the previous high of attempts in a game was 20. SJU is shooting just 27.2 percent from beyond the arc this season and is averaging 17.1 attempts per game.

GIVEAWAYS AND MISSES: Turnovers and free-throw shooting were two of the biggest deficiencies in the loss to VCU. The Hawks committed 20 turnovers in the contest and shot just 55.9 percent from the foul line (19-for-34). SJU went just 4-for-12 from the line in the first half while they were trailing only by single digits.

ACHIEVING A DREAM: Former Hawk standout Langston Galloway has become the 18th player in SJU history to play in the NBA. The 2014 SJU graduate was given a 10-day contract by the New York Knicks on Jan. 7 and made his debut that night against the Washington Wizards. Galloway played 17 minutes at point guard and posted seven points and three assists without a turnover. Galloway had been the leading scorer (16.5) for the West Chester Knicks of the NBA D League.

TIME CHANGE: The starting time for the Saint Joseph's game with Davidson at Hagan Arena on January 31 has been moved to noon. The game will be televised nationally on the NBC Sports Network.

HANDS OFF: The Hawks have done a good job limiting their personal fouls in the past few years, and last season, ranked among the nation's leaders with 16.0 per game. They are doing the same this season, committing just 16.3 per game to rank 27th in the nation. SJU has had only seven disqualifications this year.

DEE-FENSE: Saint Joseph's is allowing 65.3 points per game, which ranks eighth in the Atlantic 10. If you take out the three losses to ranked teams - Gonzaga, Villanova, VCU - the Hawks' scoring defense average would be 60.2 points per game.

BREATHING ROOM: The Hawks posted their largest winning margin of the season (26 points) against Loyola Maryland. They followed that with a 17-point win over Marist. In both games, the Hawks held a 26-point lead during the game, which is the largest lead of the season. Nine of the Hawks' 15 games have been decided by 10 points or less and Saint Joseph's is 3-5 in games that have winning margins of five points or less.

THREE'S A CROWD: DeAndre' Bembry leads the Hawks in three-point field goals with 23 on the season. Isaiah Miles has made 20 and Chris Wilson has converted 19. Despite struggling from three-point range for most of the year, the Hawks had their best effort of the year at VCU when they converted 45.5 percent (5-for-11). At Denver, SJU went 6-for-17, but Miles connected on 4-of-6. The only other game where the Hawks shot over 40 percent was a 6-for-15 effort in the Vermont win.

HONOR ROLL

DeAndre' Bembry Atlantic 10 Preseason All-Conference First Team

HAWK LEADERS

(number of games led in each category; includes shared highs)

	Points	Rebounds	Assists	Steals	Blocks
DeAndre' Bembry	9	8	6	9	6
Isaiah Miles	4	5	1	0	7
Chris Wilson	2	1	5	6	0
Aaron Brown	1	0	0	2	0
James Demery	0	0	0	2	5
Shavar Newkirk	0	0	5	2	1
Javon Baumann	0	0	0	2	5
Obi Romeo	0	1	0	0	3
Brendan Casper	0	1	0	0	1
Evan Maschmeyer	0	0	0	1	0
Jai Williams	0	0	0	0	1

HAWK DOUBLES

Double-Figure Points

	'14-15	Streak	Career
DeAndre' Bembry	13	13	38
Aaron Brown	9	3	9
Isaiah Miles	7	--	10
Chris Wilson	5	1	31
James Demery	4	--	4
Javon Baumann	1	--	1

Double-Figure Rebounds

	'13-14	Streak	Career
Isaiah Miles	1	--	1

Double-Doubles (pts-rebs)

	'14-15	Streak	Career
DeAndre' Bembry	1	--	1
Isaiah Miles	1	--	1

20-plus Point Games

	'14-15	Streak	Career
DeAndre' Bembry	4	--	5
Isaiah Miles	2	--	2
Chris Wilson	1	1	2

WHAT BROWN CAN DO FOR YOU: Junior Aaron Brown has notched double figures nine times this year as the Hawks' "sixth man". He's scored double digits in three straight games and in five of the last six. Brown achieved new career-highs with 15 points and seven rebounds in the win over LIU Brooklyn as he shot a team-best 7-for-9 from the foul line, making two free throws at the end of the overtime to seal the win. He then matched that career-high with 15 points at Duquesne. He also had a 13-point, five-rebound effort in the win over Vermont and scored 12 in the win over Fordham. The junior, in his first year playing at Saint Joseph's after transferring from West Virginia, is the team's third leading scorer with 10.1 points per game.

BOOST FROM BRENDAN: Sophomore walk-on Brendan Casper has earned a spot in the rotation, bringing an energy to the Hawks. He made his mark with his play in the loss to #10 Villanova as he registered new career-highs with nine points and nine rebounds in a personal best 20 minutes. His previous high for minutes played was seven. He followed that with six points and six rebounds against Loyola Maryland and has seen action in six of the last seven games. He has played 81 minutes thus far - last year he played just 15 minutes all season.

WORKING OVERTIME: Saint Joseph's has gone to overtime twice this season, most recently with the loss at Denver on Dec. 29. The Hawks also scored a home win over LIU Brooklyn in the NIT Season Tip-Off.

BOOK ON BAUMANN: Javon Baumann has already seen more playing time this season than he did in all of 2013-14. The sophomore scored a career-high 11 points in the Western Kentucky game, converting 5-of-6 from the field. Baumann has started all 15 games, and is averaging 18.2 minutes per contest.

DOWN TO THE WIRE: All but six games this year have been decided in the final minutes, while the winning margin in 10 of the 15 games (except for Gonzaga, Villanova, Loyola, Marist, VCU) is a combined total of 43 points, an average of 4.3 points per game. Here's the recap:

- FDU (L): FDU three-pointer with :04 left
- Drexel (W): Aaron Brown scores with 1:30 left to break a tie; Shavar Newkirk and Isaiah Miles hit late free throws
- Vermont (W): Held a five-point lead with 3 minutes to play and increased it with 4-of-4 free throws from DeAndre' Bembry
- LIU (W ot): James Demery hits a 3-pointer at :03 to send the game into overtime; Hawks score the first four points of the OT to earn the win
- Western Kentucky (L): SJU fought back from an 8-point deficit and took a brief lead with 2 minutes to play; Trailing 62-59, SJU had the ball with :04 to go but DeAndre' Bembry missed a 3-point attempt as time expired
- Temple (W): Leading 58-56, DeAndre' Bembry blocks Temple's layup attempt in the final seconds; Temple rebounds and misses the last shot
- Denver (L ot): Hawks lose late lead and Denver sends game into overtime with :42 to play. DU leads the entire extra period to earn the win
- GW (L): Hawks rally from 20 points down to close to within four with 12 seconds left
- Duquesne (L): Hawks score 12 of the game's final 14 points and have an attempt at the tying shot as time expires
- Fordham (W): Leading by only two points with three minutes to play, the Hawks close out the game with a 15-6 run

SHAVAR'S SEASON-HIGH: Freshman Shavar Newkirk scored a season-high nine points in the win at Marist and then handed out a personal best six assists at Duquesne.

EYE ON JAI: Redshirt freshman Jai Williams returned to action at Villanova after sitting out the previous five games after losing two teeth in the Drexel game. Williams suffered a bad break in his first two minutes of collegiate action as he caught an elbow on a Drexel dunk. Williams had oral surgery the next day and is now playing with a protective mouthguard. He has seen action in six games.

TOO LATE: The Hawks put together late-game rallies in two consecutive contests (GW, Duquesne), but both fell short. Trailing by 20 points with 6:54 to play against George Washington, the Hawks closed to within four points with 12 seconds to play. The Hawks held GW without a field goal for the final 6:54, while scoring 24 points in the last 5:44 of the game. GW went 11-for-19 from the foul line to help seal the win. At Duquesne, SJU trailed by 12 points in the second half and eventually scored 12 of the game's final 14 points to pull within three points. The Hawks had the ball for the game's last possession, but after a Chris Wilson miss, DeAndre' Bembry's three-point attempt was partially blocked at the buzzer.

FIGHTING BACK: The Hawks rallied from an eight-point deficit in the second half against Western Kentucky to force three ties in the final six minutes, helped by a season-best 51.9 shooting percentage from the field in that half. The Hawks took a 54-53 lead with 2:31 to play, but saw WKU regain the lead. DeAndre' Bembry had the potential game-tying three-pointer attempt as time expired, but it was off the mark.

PERFECT TIMING: Freshman James Demery picked a great time to make his first collegiate three-pointer. Demery connected on the timely three with :03 seconds to play against LIU Brooklyn, forcing a 67-67 tie. It was only Demery's second attempt of the season. The freshman had a solid game, with 11 points on 4-for-7 shooting, to go along with five rebounds. He also hit a pair of free throws prior to that three-pointer, which gave the Hawks a 64-63 lead with 1:06 remaining.

DEANDRE'S DEFENSE: DeAndre' Bembry and James Demery are considered the Hawks' best perimeter defenders. Bembry had the assignment of guarding Western Kentucky's Tony Price, who entered the game averaging 14.8 points. Bembry held Price to just one field goal and a total of six points.

50-50: After the Gonzaga game, Phil Martelli called the Hawks' lack of scoring a "grave concern". SJU scored more than 60 points for the first time all year in the 68-60 win over Vermont and followed that with 74 points in the LIU Brooklyn win. The Hawks were limited to under 60 points again vs. Western Kentucky and Temple. They scored a season-high 75 points at Marist and have broken the 60-point barrier, now averaging 62.7 points per game.

FLYING START: The Hawks trailed in the first two minutes against Temple, but would lead the rest of the way. SJU held a 34-22 advantage at intermission, which was its largest halftime lead of the season.

NERVES OF STEEL: Freshman Shavar Newkirk gave SJU a boost off the bench at Drexel. He went 5-for-6 from the foul line and hit a pair with :11 to play as SJU was clinging to a 51-49 lead. He had seven points, three rebounds and two assists in 25 minutes of action.

BAND OF THIEVES: Saint Joseph's had 13 steals against Vermont, which was the highest number of steals since it posted 15 steals in a loss at Minnesota on Dec. 12, 2009. Javon Baumann led the way against Vermont with a career-high four steals. Isaiah Miles, DeAndre' Bembry and Shavar Newkirk recorded three apiece as SJU forced Vermont into committing 18 turnovers.

NEW LOW: The Hawks ran into a highly-efficient Gonzaga team in the first game of the NIT Season Tip-Off. Gonzaga reeled off the first eight points of the game and never looked back, while shooting 61.3 percent in the half. The Hawks managed just 10 points in the first half, trailing 48-10 at halftime. SJU scored 32 in the second half but still suffered the largest losing margin in school history with the 94-42 loss. It was the fewest points scored by the Hawks since a 56-39 loss at Villanova on Feb. 6, 2007.

SIGN THEM UP: Saint Joseph's signed two Philadelphia standouts in the early signing period in November - Chris Clover and Lamarr Kimble. Clover, a 6-4 guard from St. Joseph's Prep, scored 21.9 points per game as a junior and was an All-City First Team selection. Kimble is a 6-0 guard from Neumann-Goretti, who averaged 13.0 points last season while helping his team to its sixth consecutive Catholic League title.

THAT CHAMPIONSHIP SEASON: Saint Joseph's is the defending Atlantic 10 champion, having won the program's third title in 2014, which was its first since 1997. The Hawks went 24-10 and earned the league's automatic bid to the NCAA Tournament, where they lost in overtime to eventual national champion Connecticut.

A-10 LEGEND: SJU great Rodney Blake '88 has been named to the Atlantic 10 Legends Class of 2015, and will be honored on March 14 prior to the league semifinals in Brooklyn. He is the school's all-time leader with 419 career blocks, a number which still ranks among the top 20 totals in NCAA history. A three-time selection to the All-Atlantic 10 First Team, Blake was an Honorable Mention All-America by *The Sporting News*. He averaged double figures for three seasons and scored 1,679 career points to rank 13th on Saint Joseph's all-time list, while ranking 17th with 818 rebounds. Blake recorded a school-record 121 blocks as a sophomore while helping the Hawks capture the 1986 Atlantic 10 Championship.

PLATINUM PHIL: This is **Phil Martelli's** 20th season as Saint Joseph's head coach, and his 30th overall at the University after 10 years as an assistant. He is SJU's all-time leader in career victories with a 369-255 record and is the longest tenured current coach in the Atlantic 10. Martelli owns a 179-129 record in Atlantic 10 play, which is the most conference wins for any active coach.

HONORING A LEGEND: Saint Joseph's is wearing a "JR" patch on its uniforms this season to honor Hall of Fame coach Dr. Jack Ramsay, who passed away in April. "Dr. Jack" compiled a 234-72 record and guided the Hawks to five straight NCAA Tournament appearances and nine consecutive postseason bids from 1955-66. He went on to amass 864 wins in the NBA and helped the Philadelphia 76ers to the 1967 championship as general manager and coached the Portland Trailblazers to the 1977 NBA title. He was inducted into the Naismith Memorial Basketball Hall of Fame in 1992.

FROM THE START: **James Demery** became the second freshman in two years to own a spot in the starting lineup on opening day. **DeAndre' Bemby** started all 34 games as a freshman for the Hawks last season and went on to earn Atlantic 10 Co-Rookie of the Year honors. Demery, a 6-6 wing, averaged 18.0 points last season at Northside Christian Academy in North Carolina.

FEAR THE 'FRO: **DeAndre' Bemby** made a tremendous impact in his freshman year and the expectations are high for a successful sophomore season. Bemby was voted onto the Preseason Atlantic 10 All-Conference First Team and is the only sophomore to earn that distinction. The 6-6 wing player averaged 12.1 points last season and shot 45.8 percent from the field en route to being named the Atlantic 10 Co-Rookie of the Year.

RARING TO GO: Junior **Aaron Brown** made his Saint Joseph's debut this year after sitting out last season due to the transfer rule. The 6-5 guard transferred to SJU from West Virginia, where he played two years for the Mountaineers. Brown, from Darby, Pa., starred locally at Penn Wood High School, where he was an All-State selection and the Player of the Year by the *Delaware County Daily Times*. He averaged 20 points per game as a senior and helped his team to the state title.

ROOKIE STARTERS: Junior **Isaiah Miles** and redshirt sophomore **Javon Baumann** are in the starting lineup for the first time in their careers. Miles played in 40 career games prior to this season. Baumann, who red-shirted the 2012-13 season, appeared in 15 games last year and was a co-recipient of the team's Most Improved Player Award.

WILLIAMS' WAIT: Also making his Hawk debut this season is redshirt freshman **Jai Williams**, who sat out last year to develop his game. Williams, a 6-9 forward from Philadelphia Electrical and Technical Charter School, has lost close to 45 pounds since arriving at SJU in the fall of 2013, and is now down to 257 pounds.

SIDELINED SENIOR: **Papa Ndao** is sitting out this season due to undisclosed medical reasons. Ndao, originally from Dakar, Senegal, is one of three seniors on SJU's squad this year. He played in 31 games in 2013-14 for the A-10 champion Hawks, while making two starts and scored a career-high 13 points in SJU's win over George Mason last year. He has played in a total of 85 career games for the Hawks, starting eight contests. Ndao, who has played three years, is on track to graduate from Saint Joseph's in May with his degree in interdisciplinary health studies.

CAPTAINS OF THE SHIP: Senior **Chris Wilson** and sophomore **DeAndre' Bemby** were voted co-captains by their teammates. Bemby becomes the first sophomore to be chosen a captain in **Phil Martelli's** 20 seasons as head coach of the Hawks, and only the second in school history. The previous sophomore captain was Joe Oakes, who captained the famed "Mighty Mites" team in 1936-37.

WELCOME TO HAWK HILL: Newcomers on the squad this year are **James Demery**, **Shavar Newkirk** and **Obi Romeo**. Demery is a 6-6 wing from Northside Christian Academy (N.C.); Newkirk is a 5-11 point guard from Cardinal Hayes (N.Y.); and Romeo is a 6-10 forward from Greenbrier East (W. Va.). **Markell Lodge**, a 6-7 forward from Pace Academy (N.C.), will be sitting out this season to concentrate on academics. Also new to the program are walk-ons **Mike Booth** and **Kyle Thompson**. Booth, the grandson of former SJU head and assistant coach Harry Booth, averaged 18.0 points at Bishop Shanahan High School. Thompson was an All-Catholic League selection at St. Joseph's Prep.

CAROLINA ON MY MIND: The Hawks' roster features three players in the starting lineup from the state of North Carolina - **Chris Wilson** (Fayetteville), **DeAndre' Bemby** (Charlotte) and **James Demery** (Williamston). **Markell Lodge** (Washington) is the fourth player but he is sitting out this season to concentrate on academics.

WAITING IN THE WINGS: Newcomer **Skylar Scrivano** is sitting out this season due to the transfer rule. A 6-10 forward from Doylestown, Pa., Scrivano transferred to Saint Joseph's from Rider University. He started his career at Columbia University, where he played the 2012-13 season.

HOME SWEET HOME: This marks the sixth season of Michael J. Hagan '85 Arena. The arena was dedicated in October 2009 after a two-year expansion and renovation of Alumni Memorial Fieldhouse, which was the home of the Hawks since 1949. Saint Joseph's owns a 49-25 record in the six seasons of Hagan Arena, but a 368-107 overall record in 63 years of Hagan Arena/Alumni Memorial Fieldhouse. SJU owns a 5-2 home record this year.

NEW LOOK: Hagan Arena has a new look this season with the addition of a new LED centerhung video display system, which was supported by alumnus Mike Hagan '85. These displays will light up the arena with their ability to highlight live video and instant replays. They can show one large image or can be divided into separate windows to show a variety of vivid graphics, colorful animations, up-to-the-minute statistics, scoring information and sponsor advertisements.

HAWKS IN THE PROS: Three key members of last year's championship team - Langston Galloway, Halil Kanacevic and Ronald Roberts, Jr. - are playing professionally. Galloway was leading the West Chester Knicks of the NBA D League in scoring and received a 10-day contract with the N.Y. Knicks on Jan. 7. Roberts is playing for the Delaware 87ers and had a brief two-day call-up by the Philadelphia 76ers on Dec. 12, but then returned to Delaware. Kanacevic is currently playing in Slovenia.

CRADLE OF COACHES: The Saint Joseph's coaching connection is an impressive one. A total of seven Saint Joseph's graduates have gone on to become head coaches in the NBA, and SJU is tied with Illinois for second on the list of universities with alums that have served as NBA head coaches. Indiana tops the list with 11 graduates that have coached in the league. Jim O'Brien was the most recent NBA head coach, and his final year with the Indiana Pacers was in 2010-11. Below is the list of former Hawks who have held positions as NBA head coaches:

Player (Class)	NBA Teams	W-L (yrs.)
Jack Ramsay ('49)	Phila., Buf., Port., Ind.	864-783 (21)
Jim Lynam ('63)	L.A. Clippers, Phila., Wash.	328-392 (10)
Matt Guokas ('67)	Phila., Orlando	230-305 (7)
Paul Westhead ('61)	L.A. Lakers, Chicago, Denver	183-224 (6)
Jack McKinney ('57)	L.A. Lakers, Indiana	135-205 (5)
George Senesky ('43)	Philadelphia	119-97 (3)
Jim O'Brien ('74)	Indiana, Phila., Boston	303-327 (8)

PRESEASON PICK: Saint Joseph's was picked to finish eighth in the Atlantic 10 Preseason Poll, as voted on by media and the league's coaches. The Hawks went 11-5 in the conference last season to finish in a tie for third place, but captured the Atlantic 10 Championship, the third in school history.

HOLES TO FILL: Graduation hit the Hawks hard as Saint Joseph's lost three senior starters from last year's 24-10 team. The trio of Langston Galloway, Ronald Roberts, Jr., and Halil Kanacevic combined for 1,429 points, 681 rebounds, and 243 assists in last season alone. Those three were also 1,000-point scorers in their college careers and were Atlantic 10 All-Conference performers.

HELPING OUT: Kyle Molock had career-ending knee surgery in February, 2014, and will serve as a student assistant this year. Molock came to SJU in August 2012, but injured the ACL of his right knee in preseason workouts. That was the third knee injury for Molock, as he previously had two knee injuries which shortened his high school career at Dublin Coffman High School in Ohio. Molock is a junior accounting major at Saint Joseph's.

KEEPING IT IN THE FAMILY: Phil Martelli's staff consists of three former Hawk players. Assistant coach Mark Bass, now in his 16th year, was a junior on Martelli's first team in 1995-96, and as a senior, helped the Hawks reach the NIT Final in 1997. Assistant coach Geoff Arnold played for the Hawks from 1982 to 1986, and was a member of the 1986 Atlantic 10 championship team. Arnold was a member of Martelli's coaching staff for one season in 1995-96, and then returned to Hawk Hill at the start of the 2008-09 season. Director of basketball operations Rob Sullivan was a member of the 2004 Elite Eight team.

LOOKING AHEAD: Saint Joseph's starts a stretch of four consecutive games in Philadelphia with the home game against Massachusetts on Jan. 21. The Hawks will take on Penn at The Palestra on Jan. 24 and visit La Salle on Jan. 27, before returning to Hagan Arena to host first-year A-10 member Davidson on Jan. 31.

HAWKS IN THE A-10 STATS

(thru games of Jan. 14)

	Category	All	A-10
DeAndre' Bemby	Scoring	8th	3rd
	Rebounding	11th	16th-T
	Assists	15th-T	10th-T
	Steals	4th	9th-T
	3-Pt. FG	--	2nd-T
	Blocks	15th	13th-T
	Ast/TO Ratio	--	15th-T
	Def. Reb.	5th-T	6th-T
	Minutes	1st	7th-T
Aaron Brown	Scoring	--	21st-T
	FT Pct.	13th	--
Isaiah Miles	Off. Reb.	13th	--
	FT Pct.	--	1st-T
	Blocks	12th-T	9th-T
Shavar Newkirk	Assists	14th	7th-T
	Steals	--	9th-T
	Ast/TO Ratio	--	5th
Chris Wilson	Rebounding	--	10th-T
	Assists	--	7th-T
	Minutes	9th	--

TEAM	Category	All	A-10
	Scoring Off	13th	4th-T
	Scoring Defense	8th	13th
	Scoring Margin	12th	11th
	FT Pct.	13th	12th
	FG Pct.	13th	6th
	FG Pct. Defense	11th	7th
	3-Pt. FG Pct.	14th	11th
	3-Pt. FG Pct. Def	12th	13th
	Reb. Offense	10th	6th
	Reb. Defense	12th	13th
	Reb. Margin	9th	10th
	Blocked Shots	6th	4th-T
	Assists	10th	3rd
	Steals	8th	5th
	Turnover Margin	8th	7th
	Ast/TO Ratio	6th	4th
	Off. Rebs	6th-T	10th
	Def. Rebs	10th	3rd
	Def. Reb. Pct.	8th	8th-T
	Off. Reb. Pct.	10th	10th
	3-Pt. FG Made	11th	7th

STATS BY HALF

Points	High: 44 at VCU (2nd) Low: 10 at Gonzaga (1st)
Rebounds	High: 25 at Villanova (2nd); Vermont (1st) Low: 9 at Denver (2nd)
Assists	High: 10 at VCU (1st); at Duquesne (1st) Low: 0 at Gonzaga (1st)
FG%	High: 56.5% at Marist (2nd) Low: 10.7% at Gonzaga (1st)
3-pt FG%	High: 60.0% at VCU (2nd) Low: 0.0% at Villanova (2nd); at Drexel (2nd)
FT%	High: 100.0% vs. Fordham (1st) Low: 0.0% vs. LIU Brooklyn (1st)

INDIVIDUAL HIGHS BY HALF

Points	17, Isaiah Miles at Marist (1st)
Rebounds	8, Isaiah Miles vs. FDU (1st)
Assists	4, DeAndre' Bemby at Marist (1st)
Blocks	3, Javon Baumann vs. FDU (2nd)
Steals	3, (4x) last DeAndre' Bemby at Villanova (2nd)
FG Made	7, Isaiah Miles at Marist (1st), DeAndre' Bemby vs. Western Kentucky (2nd)
3-pt FG Made	3, Chris Wilson vs. Fordham (1st); Isaiah Miles at Marist (1st), Chris Wilson vs. LIU Brooklyn (1st)
FT Made	8, DeAndre' Bemby vs. Vermont (2nd)

FREE THROW SHOOTING**Final 5:00 of game (regulation only)**

Player	FTM	FTA	Pct.
James Demery	4	4	1.000
Obi Romeo	2	2	1.000
Aaron Brown	12	14	.857
DeAndre' Bemby	18	22	.818
Chris Wilson	4	5	.800
Shavar Newkirk	8	11	.727
Isaiah Miles	4	8	.500
Javon Baumann	1	2	.500
Brendan Casper	2	4	.500
Kyle Thompson	1	2	.500
Total	56	75	.747

Final 1:00 of game (regulation only)

Player	FTM	FTA	Pct.
Chris Wilson	2	2	1.000
Aaron Brown	2	2	1.000
Obi Romeo	2	2	1.000
Shavar Newkirk	3	4	.750
DeAndre' Bemby	4	6	.667
Isaiah Miles	2	4	.500
Javon Baumann	1	2	.500
Kyle Thompson	1	2	.500
Brendan Casper	0	1	.000
Total	17	24	.708

THE LAST TIME . . .

SAINT JOSEPH'S . . .

Won in overtime	75-70 vs. LIU Brooklyn, 11/25/14
Lost in overtime	77-73 at Denver, 12/29/14
Won in double overtime	83-81 over Lafayette, 12/29/00
Lost in double overtime	98-93 at St. Bonaventure, 2/29/12
Won in triple overtime	92-86 over Rhode Island, 1/10/09
Played a Top 10 opponent	74-46 loss at #10 Villanova, 12/6/14
Played a ranked opponent	89-74 loss at #20 VCU, 1/10/15
Defeated a Top 10 opponent	71-66 win over #8 Xavier, 3/6/08
Defeated a Top 25 opponent	65-61 win over #23 VCU, 3/16/14
Was ranked in the Top 25	#5 by AP and ESPN/USA Today, 4/7/04
Won by 50 points or more	114-63 (51 pts) over St. Bonaventure, 1/24/04
Won by 40-49 points	82-42 (40 pts) over Penn, 1/19/08
Won by 30-39 points	81-44 (37 pts) over Rhode Island, 3/6/13
Won by 20-29 points	68-42 (26 pts) over Loyola Maryland, 12/9/14
Scored 100 points or more	114-63 win over St. Bonaventure, 1/24/04
Scored less than 50 points	74-46 loss at #10 Villanova, 12/6/14
Shot 60 percent or better	64.6% vs. Duquesne, 1/15/14
Shot 50-59 percent	52.2% at Denver, 12/29/14
Shot under 30 percent	25.9% at #13 Gonzaga, 11/19/14
Made 10 or more 3-point field goals	15 vs. Fordham, 2/22/14
Did not make any 3-point field goals	0 vs. Massachusetts, 2/26/09
Totaled 50 or more rebounds	50 at St. Bonaventure, 1/14/09
Had less than 25 rebounds	19 at La Salle, 2/16/13
Totaled 20 or more assists	24 at Penn, 1/18/14
Had 20 or more turnovers	20 at #20 VCU, 1/10/15
Had 15 or more steals	15 vs. Lehigh, 12/20/09
Had 10 or more blocks	10 at Duquesne, 1/12/13
Had 4 players in double figures	at #20 VCU, 1/10/15
Had 5 players in double figures	vs. #18 Connecticut, 3/20/14

A SAINT JOSEPH'S PLAYER . . .

Scored 40 or more points	47, Tony Costner vs. Alaska-Anchorage, 12/30/83 **
Scored 30 or more points	31, Langston Galloway vs. Dayton, 3/14/14
Scored 25-29 points:	25, Langston Galloway vs. Connecticut, 3/20/14
Scored 20-24 points:	23, Chris Wilson vs. Fordham, 1/14/15
Made 8 or more 3-point field goals:	10, Langston Galloway vs. Fordham, 2/22/14 **
Made 10 or more free throws:	10, Carl Jones vs. VCU, 3/15/13
Shot 100 percent from the field (min. 5 made)	6-for-6, Ronald Roberts, Jr. vs. VCU, 3/16/14
Attempted 15 or more free throws:	16, Ronald Roberts vs. Notre Dame, 11/16/12
Attempted 20 or more field goals:	20, DeAndre' Bembry vs. W. Kentucky, 11/27/14
Had 10-19 rebounds:	11, DeAndre' Bembry vs. LIU Brooklyn, 11/25/14
Had 20 or more rebounds:	20, Ahmad Nivins vs. Rhode Island, 1/10/09
Had 10 or more blocks:	10, Dwayne Jones vs. St. Bonaventure, 3/19/05
Had 5-9 blocks:	5, C.J. Aiken at Saint Louis, 2/27/13
Had 5 or more steals:	5, Langston Galloway vs. Siena, 11/29/13
Had 10 or more assists:	12, Halil Kanacevic at Penn, 1/18/14
Had a double-double:	Isaiah Miles vs. FDU, 11/14/14 (12 pts, 14 rebs)
Had a triple-double:	Dwayne Jones (11 pts, 11 rebs, 10 blk) vs. St. Bonaventure, 2/19/05
Played 40 minutes (in regulation):	DeAndre' Bembry vs. Fordham, 1/14/15

AN OPPONENT . . .

Scored less than 50 points	42 by Loyola Maryland, 12/9/14
Scored less than 40 points	35 by Yale, 11/12/12
Shot under 30 percent	28.3% by Loyola Maryland, 12/9/14
Shot 60 percent or better	60.9% by Western Kentucky, 11/12/10
Scored 100 points or more	104 by Iona, 11/23/11

** Denotes school record

HAWKS BY THE NUMBERS

SJU's Record in Games....

Decided by 5 points or less	3-5
Decided by 6-10 points	1-0
Decided by 11 points or more	3-3
Decided in overtime	1-1
Played during the day	0-3
Played at night	7-5
Televised	2-6
Home	5-2
Away	2-5
Neutral	0-1
In Overtime	1-1
In November	3-2
In December	3-2
In January	1-3
In white uniforms	3-3
In crimson uniforms	2-5
When winning the opening tip-off	6-7

SJU's Record When Scoring....

Less than 60 points	2-4
60-69 points	3-2
70-79 points	2-2
80-89 points	0-0
90-99 points	0-0

SJU's Record When Allowing....

Less than 60 points	5-1
60-69 points	1-2
70-79 points	1-3
80-89 points	0-1
90-100 points	0-1

SJU's Record When....

Leading at the half	6-2
Trailing at the half	1-6

SJU's Record When Shooting...

50% or better	0-1
Less than 50%	5-6
Better than opponent	5-3
Worse than opponent	2-4

SJU's Record When...

Outrebounding opponent	7-4
Outrebounded by opponent	0-4
Equal rebounds	0-0
Committing fewer TOs than opponent	6-5
Committing more TOs than opponent	1-3
Committing equal TOS	0-0
Committing 14 or fewer TOs	5-4
Committing 15 or more TOs	1-4
Bembry scores double figures	7-6
Wilson scores double figures	3-2
Miles scores double figures	3-4
Brown scores double figures	3-4
Demery scores double figures	2-2
Four players score double figures	1-2
Five players score double figures	0-0

MISCELLANEOUS STATS

Largest winning margin:	26 vs. Loyola
Largest lead in a game:	26 at Marist, vs. Loyola
Largest margin of defeat:	52 at Gonzaga
Largest deficit in a game:	53 at Gonzaga
Largest deficit overcome to win:	10 vs. Vermont
Largest winning margin lost:	12 at Duquesne

THE HAWK

The Saint Joseph's Hawk mascot has been flapping its wings for 58 years.

One of the most famous mascots in college sports, the Hawk is best known for staying in constant motion by flapping its wings throughout every basketball game and representing the Saint Joseph's motto, "The Hawk Will Never Die".

The idea for the Hawk as a mascot was originated by Jim Brennan during the 1954-55 season. Brennan, an ex-Marine and SJU cheerleader, at first wanted to secure an actual hawk, but later switched to the costume idea. The student government raised the 120 dollars needed to buy the initial costume, which Brennan donned for three years. He made his debut as the Hawk on January 4, 1956, a 69-56 win over La Salle at the Palestra. The Hawk has not missed a men's basketball game since that first season.



In addition to the constant flapping, the Hawk is also recognized by its "flying" in figure eights around the court during timeouts. The constant motion, coupled with the scrappy play of the University's athletic teams, helped to spawn the school's familiar slogan "The Hawk Will Never Die!" A few years ago, ESPN used a "flap-o-meter" on the national telecast of a Saint Joseph's game to estimate that the Hawk flaps its wings 3,500 times during a regulation game.

The Hawk is unique because it is one of the few mascots in the nation that travels to every game, and the student who holds the position gains a tuition scholarship. The student, who is selected through an interview process during the previous spring semester, also serves as a team manager for the men's basketball team and travels with the squad.

Brian Lafferty becomes the 36th student to wear the wings in 2014-15. He is a senior criminal justice major from Springfield, Pa.

ON THE AIR

TV: Saint Joseph's will again have a strong presence on television in 2014-15, with a total of 28 games scheduled for coverage either on television or digital networks. The Hawks will appear on national tv 13 times. (Complete schedule on page 2)

RADIO: The audio broadcasts of Hawks' games will be carried by either WNTP 990 AM or WFIL 560 AM for the remainder of the season with the Saint Joseph's Sports Network team of **Matt Martucci** and **Joe Lunardi** providing the play-by-play and color commentary. Martucci, a 2006 Syracuse University graduate, is in his sixth year as full-time play-by-play announcer. Lunardi, in his 25th year on the Hawks' radio broadcasts, is the associate vice president for marketing at Saint Joseph's, and is a college basketball analyst for ESPN.com with his popular "Bracketology" column. Games can also be heard via audio streaming free of charge on www.SJUHawks.com. WNTP 990 AM will also be the home of **Phil Martelli's** "HawkTalk" radio show, which will air on Monday evenings at 7 p.m. from Landmark Americana on 54th St. from January 5 through March 9. The show will run for 10 consecutive weeks. (Radio schedule on pg. 2)

VIDEO STREAMING: This season, live video broadcasts of many SJU games will be broadcast through the Atlantic 10 Digital Network. (See schedule on pg. 2)

INTERNET: Information for Saint Joseph's basketball is found at SJU's athletics website, www.SJUHawks.com with statistics, updated game notes, and live in-game statistics for all Hawk home games, and selected road games. Through Hawks All-Access, fans can follow every home game through audio streaming as well as video streaming for non-televized games. All road games are covered with audio streaming while video streaming also available for selected ones. Video features on the team will also be available on the site.

SAINT JOSEPH'S

The corporate title of "Saint" Joseph's University, which has been in place since Saint Joseph's was granted university status by the Commonwealth of Pennsylvania in 1979, is now the public title of the institution for all aspects of its operations.

Official reference: Saint Joseph's University
Saint Joseph's

Acceptable in headlines or informal references:
Saint Joseph's
SJU
St. Joe's

UNACCEPTABLE: St. Joseph's

A-10 COACHES' CONFERENCE CALL

Every Monday the A-10 will conduct a teleconference with each of its head men's basketball coaches. Members of the media are strongly encouraged to participate in the questioning and should contact the Atlantic 10 at 757-706-3058 for the call-in number. The schedule is as follows (all times are EASTERN):

10:04 am - Derek Kellogg, Massachusetts	11:00 am - Mark Schmidt, St. Bonaventure
10:11 am - Archie Miller, Dayton	11:07 am - John Giannini, La Salle
10:18 am - Paul Hewitt, George Mason	11:14 am - Chris Mooney, Richmond
10:25 am - Shaka Smart, VCU	11:21 am - Dan Hurley, Rhode Island
10:32 am - Jim Ferry, Duquesne	11:28 am - Jim Crews, Saint Louis
10:39 am - Tom Pecora, Fordham	11:35 am - Bob McKillop, Davidson
10:46 am - Phil Martelli, Saint Joseph's	
10:53 am - Mike Lonergan, GW	

For articles on the Hawks, go to
"Hawks in the News" on SJUHawks.com

<http://tinyurl.com/HawksintheNews>

Media Guide Online at SJUHawks.com

<http://tinyurl.com/SJUHawks2014-15>

CAREER HIGHS

#34 JAVON BAUMANN

PTS: 11 vs. Western Kentucky (11/27/14)
 REB: 8 vs. FDU (11/14/14)
 AST: 2 at VCU (1/10/15)
 FGM: 5 vs. Western Kentucky (11/27/14)
 FGA: 6 vs. Western Kentucky (11/27/14)
 3FGM: --
 3FGA: --
 FTM: 2 vs. Vermont (11/22/14)
 FTA: 4 (3x) last vs. Vermont (11/22/14)
 BLK: 3 vs. FDU (11/14/14)
 STL: 4 vs. Vermont (11/22/14)
 TO: 3 vs. Vermont (11/22/14)
 MIN: 32 vs. Western Kentucky (11/27/14)

#43 DeANDRE' BEMBRY

PTS: 23 vs. Western Kentucky (11/27/14)
 REB: 11 vs. LIU Brooklyn (11/25/14)
 AST: 8 (3x) last vs. VCU (3/16/14)
 FGM: 10 vs. Western Kentucky (11/27/14)
 FGA: 20 vs. Western Kentucky (11/27/14)
 3FGM: 4 vs. Creighton (11/16/13)
 3FGA: 10 at Duquesne (1/7/15)
 FTM: 8 vs. Vermont (11/22/14)
 FTA: 10 vs. Vermont (11/22/14)
 BLK: 3 (2x) last at VCU (1/10/15)
 STL: 4 (2x) last at Villanova (12/6/14)
 TO: 6 vs. Vermont (11/22/14)
 MIN: 45 vs. Connecticut (3/20/14)

#3 MIKE BOOTH

PTS: --
 REB: 1 (2x) last at Marist (12/20/14)
 FGM: --
 FGA: 1 at Gonzaga (11/19/14)
 3FGM: --
 3FGA: --
 FTM: --
 FTA: 2 at Villanova (12/6/14)
 AST: --
 BLK: --
 STL: --
 TO: --
 MIN: 2 (4x) last at Marist (12/20/14)

#2 AARON BROWN

PTS: 15 (2x) last at Duquesne (1/7/15)
 REB: 7 (2x) last at Villanova (12/6/14)
 FGM: 6 at Duquesne (1/7/15)
 FGA: 11 vs. Vermont (11/22/14)
 3FGM: 1 (2x) last vs. Western Kentucky (11/27/14)
 3FGA: 2 at Gonzaga (11/19/14)
 FTM: 7 vs. LIU Brooklyn (11/25/14)
 FTA: 9 vs. LIU Brooklyn (11/25/14)
 AST: 3 (2x) last at VCU (1/10/15)
 BLK: 1 vs. FDU (11/14/14)
 STL: 1 (5x) last vs. George Washington (1/3/15)
 TO: 4 at Marist (12/20/14)
 MIN: 33 (2x) last at Denver (12/29/14)

#20 BRENDAN CASPER

PTS: 9 at Villanova (12/6/14)
 REB: 9 at Villanova (12/6/14)
 AST: 2 at VCU (1/10/15)
 FGM: 4 at Villanova (12/6/14)
 FGA: 9 at Villanova (12/6/14)
 3FGM: 1 vs. Loyola Maryland (12/9/14)
 3FGA: 2 vs. Loyola Maryland (12/9/14)
 FTM: 2 at Penn (1/18/14)
 FTA: 5 at VCU (1/10/15)
 BLK: 1 (2x) last at Villanova (12/6/14)
 STL: 2 at Villanova (12/6/14)
 TO: 5 at Villanova (12/6/14)
 MIN: 20 at Villanova (12/6/14)

#25 JAMES DEMERY

PTS: 12 at Drexel (11/17/14)
 REB: 6 (2x) last vs. Loyola Maryland (12/9/14)
 FGM: 5 at Duquesne (1/7/15)
 FGA: 9 (3x) last at Duquesne (1/7/15)
 3FGM: 1 (3x) last at VCU (1/10/15)
 3FGA: 3 at Duquesne (1/7/15)
 FTM: 4 (2x) last at VCU (1/10/15)
 FTA: 8 at VCU (1/10/15)
 AST: 3 at Denver (12/29/14)
 BLK: 2 at Duquesne (1/7/15)
 STL: 2 (2x) last at Duquesne (1/7/15)
 TO: 3 (4x) last at Villanova (12/6/14)
 MIN: 34 (2x) last vs. Fordham (1/14/15)

#40 EVAN MASCHMEYER

PTS: 7 vs. Binghamton (12/31/13)
 REB: 2 (8x) last at Gonzaga (11/19/14)
 FGM: 2 (2x) last at Villanova (12/6/14)
 FGA: 4 (3x) last vs. Duquesne (1/15/14)
 3FGM: 2 vs. Binghamton (12/31/13)
 3FGA: 3 (2x) last vs. FDU (11/14/14)
 FTM: 4 vs. Siena (11/29/13)
 FTA: 4 (2x) last vs. Siena (11/29/13)
 AST: 2 (5x) last vs. FDU (11/14/14)
 BLK: --
 STL: 1 (5x) last vs. Washington St. (12/1/13)
 TO: 4 vs. Binghamton (12/31/13)
 MIN: 15 (2x) last at Gonzaga (11/19/14)

#15 ISAIAH MILES

PTS: 24 at Denver (12/29/14)
 REB: 14 vs. FDU (11/14/14)
 AST: 4 vs. Temple (12/3/14)
 FGM: 9 at Marist (12/20/14)
 FGA: 14 (3x) last at Marist (12/20/14)
 3FGM: 4 at Denver (12/29/14)
 3FGA: 7 (7x) last vs. Western Kentucky (11/27/14)
 FTM: 8 at Loyola (12/21/13)
 FTA: 8 at Loyola (12/21/13)
 BLK: 2 (4x) last at Duquesne (1/7/15)
 STL: 3 vs. Vermont (11/22/14)
 TO: 3 (5x) last vs. Fordham (1/14/15)
 MIN: 41 at Denver (12/29/14)

#1 SHAVAR NEWKIRK

PTS: 9 at Marist (12/20/14)
 REB: 5 (2x) last vs. Temple (12/3/14)
 FGM: 3 at Marist (12/20/14)
 FGA: 8 at Villanova (12/6/14)
 3FGM: 1 vs. George Washington (1/3/15)
 3FGA: 3 (2x) last vs. Vermont (11/22/14)
 FTM: 5 at Drexel (11/17/14)
 FTA: 6 at Drexel (11/17/14)
 AST: 6 at Duquesne (1/7/15)
 BLK: 2 at Gonzaga (11/19/14)
 STL: 3 (2x) last vs. Loyola Maryland (12/9/14)
 TO: 5 (2x) last at Denver (12/29/14)
 MIN: 28 at Drexel (11/17/14)

#5 OBI ROMEO

PTS: 2 vs. Western Kentucky (11/27/14)
 REB: 5 at Gonzaga (11/19/14)
 FGM: 1 vs. Western Kentucky (11/27/14)
 FGA: 1 vs. Western Kentucky (11/27/14)
 3FGM: --
 3FGA: --
 FTM: 2 vs. Loyola Maryland (12/9/14)
 FTA: 2 vs. Loyola Maryland (12/9/14)
 AST: 1 at Gonzaga (11/19/14)
 BLK: 2 (2x) last vs. Loyola Maryland (12/9/14)
 STL: 1 at Gonzaga (11/19/14)
 TO: --
 MIN: 13 at Gonzaga (11/19/14)

#21 KYLE THOMPSON

PTS: 2 vs. Loyola Maryland (12/9/14)
 REB: 1 (2x) last at Villanova (12/6/14)
 FGM: 1 vs. Loyola Maryland (12/9/14)
 FGA: 1 (2x) last vs. Loyola Maryland (12/9/14)
 3FGM: --
 3FGA: --
 FTM: 1 at Marist (12/20/14)
 FTA: 2 at Marist (12/20/14)
 AST: 1 vs. Loyola Maryland (12/9/14)
 BLK: --
 STL: --
 TO: --
 MIN: 2 (4x) last at Marist (12/20/14)

#40 JAI WILLIAMS

PTS: --
 REB: 2 vs. Loyola Maryland (12/9/14)
 AST: --
 FGM: --
 FGA: 1 (2x) last vs. George Washington (1/3/15)
 3FGM: --
 3FGA: --
 FTM: --
 FTA: --
 BLK: 1 vs. George Washington (1/3/15)
 STL: 1 vs. Loyola Maryland (12/9/14)
 TO: --
 MIN: 11 (2x) last vs. George Washington (1/3/15)

#24 CHRIS WILSON

PTS: 23 vs. Fordham (1/14/15)
 REB: 9 (2x) last vs. George Washington (1/3/15)
 FGM: 8 vs. Dayton (2/25/14)
 FGA: 14 vs. Boston Univ. (12/29/13)
 3FGM: 6 vs. Creighton (11/16/13)
 3FGA: 11 vs. Creighton (11/16/13)
 FTM: 7 at St. Bonaventure (2/29/12)
 FTA: 8 (2x) last vs. Fordham (2/22/14)
 AST: 9 at VCU (1/17/13)
 BLK: 2 (2x) last at George Mason (1/11/14)
 STL: 3 (5x) last at VCU (1/10/15)
 TO: 6 at VCU (1/10/15)
 MIN: 43 vs. Connecticut (3/20/14)

SEASON HIGHS

#34 JAVON BAUMANN

PTS: 11 vs. Western Kentucky (11/27/14)
 REB: 8 vs. FDU (11/14/14)
 AST: 2 (2x) last at VCU (1/10/15)
 FGM: 5 vs. Western Kentucky (11/27/14)
 FGA: 6 vs. Western Kentucky (11/27/14)
 3FGM: --
 3FGA: --
 FTM: 2 vs. Vermont (11/22/14)
 FTA: 4 (3x) last vs. Vermont (11/22/14)
 BLK: 3 vs. FDU (11/14/14)
 STL: 4 vs. Vermont (11/22/14)
 TO: 3 vs. Vermont (11/22/14)
 MIN: 32 vs. Western Kentucky (11/27/14)

#43 DeANDRE' BEMBRY

PTS: 23 vs. Western Kentucky (11/27/14)
 REB: 11 vs. LIU Brooklyn (11/25/14)
 AST: 7 at Marist (12/20/14)
 FGM: 10 vs. Western Kentucky (11/27/14)
 FGA: 20 vs. Western Kentucky (11/27/14)
 3FGM: 4 at Duquesne (1/7/15)
 3FGA: 10 at Duquesne (1/7/15)
 FTM: 8 vs. Vermont (11/22/14)
 FTA: 10 vs. Vermont (11/22/14)
 BLK: 2 (2x) last vs. Loyola Maryland (12/9/14)
 STL: 4 (2x) last at Villanova (12/6/14)
 TO: 6 vs. Vermont (11/22/14)
 MIN: 44 (2x) last at Denver (12/29/14)

#3 MIKE BOOTH

PTS: --
 REB: 1 (2x) last at Marist (12/20/14)
 FGM: --
 FGA: 1 at Gonzaga (11/19/14)
 3FGM: --
 3FGA: --
 FTM: --
 FTA: 2 at Villanova (12/6/14)
 AST: --
 BLK: --
 STL: --
 TO: --
 MIN: 2 (4x) last at Marist (12/20/14)

#2 AARON BROWN

PTS: 15 (2x) last at Duquesne (1/7/15)
 REB: 7 (2x) last at Villanova (12/6/14)
 FGM: 6 at Duquesne (1/7/15)
 FGA: 11 vs. Vermont (11/22/14)
 3FGM: 1 (2x) last vs. Western Kentucky (11/27/14)
 3FGA: 2 at Gonzaga (11/19/14)
 FTM: 7 vs. LIU Brooklyn (11/25/14)
 FTA: 9 vs. LIU Brooklyn (11/25/14)
 AST: 3 (2x) last at VCU (1/10/15)
 BLK: 1 vs. FDU (11/14/14)
 STL: 1 (6x) last vs. Fordham (1/14/15)
 TO: 4 at Marist (12/20/14)
 MIN: 33 (2x) last at Denver (12/29/14)

#20 BRENDAN CASPER

PTS: 9 at Villanova (12/6/14)
 REB: 9 at Villanova (12/6/14)
 AST: 2 at VCU (1/10/15)
 FGM: 4 at Villanova (12/6/14)
 FGA: 9 at Villanova (12/6/14)
 3FGM: 1 vs. Loyola Maryland (12/9/14)
 3FGA: 5 at VCU (1/10/15)
 FTM: 2 at Penn (1/18/14)
 FTA: 2 (5x) last vs. Loyola Maryland (12/9/14)
 BLK: 1 (2x) last at Villanova (12/6/14)
 STL: 2 at Villanova (12/6/14)
 TO: 5 at Villanova (12/6/14)
 MIN: 20 at Villanova (12/6/14)

#25 JAMES DEMERY

PTS: 12 at Drexel (11/17/14)
 REB: 6 (2x) last vs. Loyola Maryland (12/9/14)
 FGM: 5 at Duquesne (1/7/15)
 FGA: 9 (3x) last at Duquesne (1/7/15)
 3FGM: 1 (3x) last at VCU (1/10/15)
 3FGA: 3 at Duquesne (1/7/15)
 FTM: 4 (2x) last at VCU (1/10/15)
 FTA: 8 at VCU (1/10/15)
 AST: 3 at Denver (12/29/14)
 BLK: 2 at Duquesne (1/7/15)
 STL: 2 (2x) last at Duquesne (1/7/15)
 TO: 3 (4x) last at Villanova (12/6/14)
 MIN: 34 (2x) last vs. Fordham (1/14/15)

#0 EVAN MASCHMEYER

PTS: 4 at Villanova (12/6/14)
 REB: 2 (2x) last at Gonzaga (11/19/14)
 AST: 2 (2x) last at Duquesne (1/7/15)
 FGM: 2 at Villanova (12/6/14)
 FGA: 3 (4x) last at Duquesne (1/7/15)
 3FGM: 1 vs. FDU (11/14/14)
 3FGA: 3 vs. FDU (11/14/14)
 FTM: 1 at Denver (12/29/14)
 FTA: 2 at Denver (12/29/14)
 BLK: --
 STL: --
 TO: 2 (2x) last at Villanova (12/6/14)
 MIN: 15 at Gonzaga (11/19/14)

#15 ISAIAH MILES

PTS: 24 at Denver (12/29/14)
 REB: 14 vs. FDU (11/14/14)
 AST: 4 vs. Temple (12/3/14)
 FGM: 9 at Marist (12/20/14)
 FGA: 14 (3x) last at Marist (12/20/14)
 3FGM: 4 (2x) last at Denver (12/29/14)
 3FGA: 7 (2x) last at Marist (12/20/14)
 FTM: 5 (2x) last at VCU (1/10/15)
 FTA: 7 vs. Temple (12/3/14)
 BLK: 2 (2x) last at Duquesne (1/7/15)
 STL: 3 vs. Vermont (11/22/14)
 TO: 3 (3x) last vs. Fordham (1/14/15)
 MIN: 41 at Denver (12/29/14)

#1 SHAVAR NEWKIRK

PTS: 9 at Marist (12/20/14)
 REB: 5 (2x) last vs. Temple (12/3/14)
 FGM: 3 at Marist (12/20/14)
 FGA: 8 at Villanova (12/6/14)
 3FGM: 1 vs. George Washington (1/3/15)
 3FGA: 3 (2x) last vs. Vermont (11/22/14)
 FTM: 5 at Drexel (11/17/14)
 FTA: 6 at Drexel (11/17/14)
 AST: 6 at Duquesne (1/7/15)
 BLK: 2 at Gonzaga (11/19/14)
 STL: 3 (2x) last vs. Loyola Maryland (12/9/14)
 TO: 5 (2x) last at Denver (12/29/14)
 MIN: 28 at Drexel (11/17/14)

#5 OBI ROMEO

PTS: 2 vs. Western Kentucky (11/27/14)
 REB: 5 at Gonzaga (11/19/14)
 FGM: 1 vs. Western Kentucky (11/27/14)
 FGA: 1 vs. Western Kentucky (11/27/14)
 3FGM: --
 3FGA: --
 FTM: 2 vs. Loyola Maryland (12/9/14)
 FTA: 2 vs. Loyola Maryland (12/9/14)
 AST: 1 at Gonzaga (11/19/14)
 BLK: 2 (2x) last vs. Loyola Maryland (12/9/14)
 STL: 1 at Gonzaga (11/19/14)
 TO: --
 MIN: 13 at Gonzaga (11/19/14)

#21 KYLE THOMPSON

PTS: 2 vs. Loyola Maryland (12/9/14)
 REB: 1 (2x) last at Villanova (12/6/14)
 FGM: 1 vs. Loyola Maryland (12/9/14)
 FGA: 1 (2x) last vs. Loyola Maryland (12/9/14)
 3FGM: --
 3FGA: --
 FTM: 1 at Marist (12/20/14)
 FTA: 2 at Marist (12/20/14)
 AST: 1 vs. Loyola Maryland (12/9/14)
 BLK: --
 STL: --
 TO: --
 MIN: 2 (4x) last at Marist (12/20/14)

#40 JAI WILLIAMS

PTS: --
 REB: 2 vs. Loyola Maryland (12/9/14)
 AST: --
 FGM: --
 FGA: 1 at Villanova (12/6/14)
 3FGM: --
 3FGA: --
 FTM: --
 FTA: --
 BLK: --
 STL: 1 vs. Loyola Maryland (12/9/14)
 TO: --
 MIN: 11 at Villanova (12/6/14)

#24 CHRIS WILSON

PTS: 23 vs. Fordham (1/14/15)
 REB: 9 vs. George Washington (1/3/15)
 AST: 5 vs. Vermont (11/22/14)
 FGM: 7 vs. George Washington (1/3/15)
 FGA: 13 vs. FDU (11/14/14)
 3FGM: 5 vs. Fordham (1/14/15)
 3FGA: 9 (2x) last vs. Fordham (1/14/15)
 FTM: 6 vs. Fordham (1/14/15)
 FTA: 6 vs. Fordham (1/14/15)
 BLK: --
 STL: 3 at VCU (1/10/15)
 TO: 6 at VCU (1/10/15)
 MIN: 39 vs. FDU (11/14/14)

GAME RECAPS

Game 4: November 22, 2014 - Hagan Arena

SJU 68 - Vermont 60

DeAndre' Bembry scored 22 points to lead Saint Joseph's over Vermont, 68-60, at Hagan Arena. Bembry tied his career-high in both points and rebounds with nine, while **Isaiah Miles** had 15 points. **Aaron Brown** added 13 points for his third straight game in double figures. Vermont took the early lead, 11-1, on the Hawks in the first three minutes of the game. The Hawks fought back, going on a 16-5 run as Bembry and Wilson combined to score 11 points. Bembry had a dunk and a layup and then threaded a fast break pass to **Chris Wilson**, who converted the layup to give SJU its first lead of the game, 17-16, with 9:28 remaining. The Hawks maintained the lead the rest of the way, holding a 32-26 margin at halftime as they forced 10 Vermont turnovers in the half, while outrebounding the visitors, 25-16. The Hawks came out firing in the second half, and a Bembry three-pointer started a 7-0 run, as SJU forced four straight Vermont turnovers. A **Javon Baumann** layup with the pass from Bembry and a jumper by Miles gave the Hawks a 39-26 lead. Vermont broke its four-minute scoreless streak at 15:10 on a three-pointer. But another Bembry three-pointer pushed the Hawks' lead to 42-29. A pair of free throws by Bembry gave SJU its biggest lead of the game, 46-32. Vermont scored six straight to cut SJU's lead to 51-45 at 8:48, but Saint Joseph's answered with five points from Miles to increase its margin back to 10, 56-46. The Catamounts made one more push, coming to within 61-56 with 3:23 left, but Bembry went 4-for-4 from the foul line to go up by 66-56 with 2:08 remaining.

Vermont (2-2)

##	Player	fg	fga	3-pt	3-pt	ft	fta	rebounds	of	de	tot	pf	tp	a	to	blk	s	min
05	HAROLD, Hector	f	4	9	2	4	0	0	1	4	5	4	10	0	2	0	1	29
32	O'DAY, Ethan	f	5	8	0	0	0	0	0	1	1	2	10	1	1	2	0	29
15	KILPATRICK, B	g	2	6	0	1	1	3	0	1	1	0	5	2	3	0	0	20
20	DUNCAN, Ernie	g	1	1	1	1	0	0	0	1	1	2	3	1	3	0	0	10
24	WILLS, Dre	g	3	6	0	1	2	3	3	3	6	3	8	3	1	0	0	31
00	HATTON, Brandon	0	1	0	1	0	0	0	0	1	1	0	0	0	0	0	0	8
02	BELL-HAYNES, Trae	4	8	0	1	0	0	0	1	2	3	3	8	4	4	0	1	18
03	PIERSON, Ryan	0	1	0	0	2	2	0	2	2	1	2	0	1	0	0	0	6
14	WARD, Cam	1	3	1	3	0	0	0	0	0	1	3	1	2	0	0	0	15
25	URQUHART, Drew	1	4	0	1	3	4	0	0	3	3	2	5	0	0	1	0	11
34	STEIDL, Kurt	2	6	2	5	0	0	0	0	5	5	2	6	1	1	0	1	23
TEAM																		
Totals.....		23	53	6	18	8	12	7	26	33	20	60	13	18	3	3	200	

TOTAL FG% 1st Half: 9-24 37.5% 2nd Half: 14-29 48.3% Game: 43.4% DEADBALL
3-Pt. FG% 1st Half: 3-7 42.9% 2nd Half: 3-11 27.3% Game: 33.3% REBOUNDS
F Throw % 1st Half: 5-7 71.4% 2nd Half: 3-5 60.0% Game: 66.7% 3

Saint Joseph's (2-2)

##	Player	fg	fga	3-pt	3-pt	ft	fta	rebounds	of	de	tot	pf	tp	a	to	blk	s	min
15	MILES, Isaiah	f	6	11	3	7	0	0	2	1	3	3	15	0	2	1	3	34
25	DEMERY, James	f	0	3	0	0	4	6	4	2	6	0	4	0	1	1	0	25
43	BEMBRY, DeAndre'	f	6	14	2	5	8	10	1	8	9	3	22	4	6	0	3	39
34	BAUMANN, Javon	c	2	3	0	0	2	4	2	4	6	4	6	2	3	1	0	25
24	WILSON, Chris	g	2	7	1	3	0	0	1	0	1	3	5	1	1	0	0	28
01	NEWKIRK, Shavar	1	5	0	0	1	3	0	0	3	3	1	3	3	2	0	3	27
02	BROWN, Aaron	4	11	0	0	5	6	1	4	5	1	13	0	0	0	0	0	22
TEAM																		
Totals.....		21	54	6	15	20	29	13	24	37	15	68	14	15	3	13	200	

TOTAL FG% 1st Half: 11-32 34.4% 2nd Half: 10-22 45.5% Game: 38.9% DEADBALL
3-Pt. FG% 1st Half: 3-9 33.3% 2nd Half: 3-6 50.0% Game: 40.0% REBOUNDS
F Throw % 1st Half: 7-13 53.8% 2nd Half: 13-16 81.3% Game: 69.0% 3

Officials: Paul Faia, Dan Anderson, John Gwynn
Technical fouls: Vermont-None. Saint Joseph's-None.
Attendance: 3,851

Score by Periods	1st	2nd	Total
Vermont	26	34	60
Saint Joseph's	32	36	68

Game 5: November 25, 2014 - Hagan Arena

SJU 74 - LIU Brooklyn 70 (OT)

Freshman **James Demery** hit a three-pointer to send the game into overtime and Saint Joseph's scored the first four points of the extra period as the Hawks defeated LIU Brooklyn, 74-70, in the NIT Season Tip-Off at Hagan Arena. **DeAndre' Bembry** led Saint Joseph's with 17 points and a career-high 11 rebounds for his first-ever double-double. Demery took a pass from Bembry on the left wing and connected on the first three-pointer of his career with :03 remaining to knot the score at 67-67. LIU had taken the 67-64 lead with 10 seconds to play on a pair of free throws. **Aaron Brown** and **Isaiah Miles** scored the first four points for SJU in the overtime, and LIU answered back with a three-pointer at 1:30, to cut the lead to 71-70. But Bembry made one free throw and Brown connected on a pair to seal the win for the Hawks. Brown scored a career-high 15 points for SJU while **Chris Wilson** tallied 13 points and Demery finished with 11. Wilson got the Hawks off to a quick start, making his first three three-pointers, to give SJU a 9-3 lead. He would combine with Bembry to score the Hawks' first 17 points of the game as they held a 17-16 lead at the 11:54 mark. With LIU leading, 20-19, SJU went on a 10-2 run to take a 29-22 lead with under five minutes to play and then hold a 35-29 edge at halftime. The Hawks built up their largest lead of the game, 41-31, just four minutes into the second half. Trailing 49-42 with 10:48, the Blackbirds chipped away at the margin and came within 59-57 on a three-pointer with 4:41 to play. LIU Brooklyn tied the contest, 61-61, and went ahead, 63-62, with 1:26 to play. Demery hit two free throws at 1:06 to give the Hawks a 64-63 lead and after LIU went ahead, hit the game-tying three-pointer.

LIU Brooklyn (0-2)

##	Player	fg	fga	3-pt	3-pt	ft	fta	rebounds	of	de	tot	pf	tp	a	to	blk	s	min
01	ATTERBERRY, L	f	1	5	0	3	0	0	0	6	6	1	2	0	2	1	2	29
15	ZANNA, Nura	f	6	9	0	0	2	3	4	4	8	5	14	0	1	0	1	31
04	MARTIN, Gerrell	g	1	5	0	1	0	0	0	2	2	0	2	0	0	0	1	20
10	FRIDRIKSSON, E	g	4	9	2	4	2	2	0	1	1	2	12	2	1	0	1	27
24	HERMANNSSON, S	g	4	12	0	2	0	0	0	3	3	4	8	5	3	0	0	36
00	WOODS, Trevin	3	5	1	1	0	0	5	3	8	4	7	0	1	2	0	0	22
03	FLEMING, Iverson	4	7	3	4	3	4	0	1	1	1	1	14	1	1	0	3	20
05	WOODS, Trevon	0	1	0	1	0	0	0	1	1	0	0	0	0	0	0	0	2
11	HERNANDEZ, Joel	4	9	1	3	1	2	2	3	5	2	10	2	2	1	0	0	29
12	HOOD, Jamil	0	1	0	0	1	2	0	0	0	2	1	0	1	0	0	0	9
TEAM																		
Totals.....		27	63	7	19	9	13	13	25	38	21	70	10	12	4	8	225	

TOTAL FG% 1st Half: 13-28 46.4% 2nd Half: 13-29 44.8% Game: 42.9% DEADBALL
3-Pt. FG% 1st Half: 1-7 14.3% 2nd Half: 5-10 50.0% Game: 36.8% REBOUNDS
F Throw % 1st Half: 2-3 66.7% 2nd Half: 7-10 70.0% Game: 69.2% 4

Saint Joseph's (3-2)

##	Player	fg	fga	3-pt	fga	ft	fta	rebounds	of	de	tot	pf	tp	a	to	blk	s	min
15	MILES, Isaiah	f	4	11	0	2	0	1	0	3	3	4	8	0	2	2	0	27
25	DEMERY, James	f	4	7	1	2	2	2	4	1	5	0	11	1	1	1	0	30
43	BEMBRY, DeAndre'	f	7	17	2	8	1	3	2	9	11	3	17	5	4	1	0	44
34	BAUMANN, Javon	c	3	5	0	0	0	2	2	3	5	3	6	0	0	0	0	28
24	WILSON, Chris	g	5	12	3	9	0	2	2	5	7	1	13	4	1	0	1	42
00	MASCHMEYER, E	0	0	0	0	0	0	0	0	0	0	0	0	1	0	0	0	1
01	NEWKIRK, Shavar	0	3	0	1	2	2	0	0	0	2	2	3	0	1	1	1	17
02	BROWN, Aaron	4	9	0	1	7	9	4	3	7	2	15	3	2	1	1	1	33
20	CASPER, Brendan	1	1	0	0	0	0	1	0	1	0	2	0	0	0	0	0	3
TEAM																		
Totals.....		28	65	6	23	12	21	16	25	41	15	74	17	10	6	3	225	

TOTAL FG% 1st Half: 15-30 50.0% 2nd Half: 11-29 37.9% Game: 43.1% DEADBALL
3-Pt. FG% 1st Half: 5-14 35.7% 2nd Half: 1-6 16.7% Game: 26.1% REBOUNDS
F Throw % 1st Half: 0-0 0.0% 2nd Half: 9-15 60.0% Game: 57.1% 3

Officials: Pat Driscoll, Sean Casady, Evon Burroughs
Technical fouls: LIU Brooklyn-None. Saint Joseph's-None.
Attendance: 3,243

Score by Periods	1st	2nd	OT	Total
LIU Brooklyn	29	38	3	70
Saint Joseph's	35	32	7	74

Game 6: November 27, 2014 - Madison Square Garden - New York, N.Y.

NIT Season Tip-Off

Western Kentucky 62 - SJU 59

DeAndre' Bembry notched a career-high 23 points, but Saint Joseph's fell to Western Kentucky, 62-59, at Madison Square Garden on Thanksgiving night in the NIT Season Tip-Off. Bembry shot 10-for-20 from the field, and scored 16 in the second half for Saint Joseph's, while **Javon Baumann** added a career-high 11 points. With SJU trailing 46-40 at the 11:48 mark, Bembry would score 10 of the Hawks' next 12 points. His steal and dunk with over six minutes to play gave SJU their first tie of the half, 50-50, and he gave the Hawks their first lead since the early part of the first half, 54-52, with 2:46 remaining. Western Kentucky regained the lead and went up 58-54 on a tip-in at :51. WKU then took a 60-56 lead with a pair of free throws with 14.5 seconds to play. **Aaron Brown** hit a three-pointer with 6.3 seconds left to pull the Hawks within 60-59 before two free throws put the Hilltoppers up three with 5.4 seconds left. Bembry had a chance to send the game to overtime, but his three-point attempt at the buzzer was off the mark. In the first half, WKU held an 18-17 lead and then used an 8-2 run to go up 26-19. The Hilltoppers took their biggest lead of the half, 31-22, with 1:25 to play. A layup by Baumann cut the Hawk deficit to 31-24 at halftime.

Western Kentucky (2-3)

##	Player	fg	fga	3-pt	3-pt	ft	fta	rebounds	of	de	tot	pf	tp	a	to	blk	s	min
03	JACKSON, TRENCY	f	5	10	1	4	0	0	1	3	4	2	11	3	2	0	3	34
44	FANT, GEORGE	f	6	11	0	0	5	6	11	4	15	3	17	3	6	0	0	33
14	LAWSON, BEN	c	4	6	0	0	0	0	1	2	3	3	8	1	3	1	0	25
51	HARRISON-DOCKS	g	5	15	2	11	0	0	0	2	2	2	12	2	1	0	1	40
52	PRICE, T.J.	g	1	8	0	5	4	4	1	3	4	4	6	4	1	0	0	24
00	SPREWELL, AYINDE	0	1	0	0	0	0	0	0	0	0	0	0	0	1	0	0	2
02	CLAYTON, DJ	0	0	0	0	0	0	0	1	1	0	0	0	0	1	0	0	8
20	ROSTOV, ALEKSEJ	1	1	0	0	0	1	0	0	0	3	2	0	1	0	0	0	6
21	SNIPES, NIGEL	0	3	0	2	0	0	0	0	0	2	0	0	0	0	0	1	12
23	JOHNSON, JUSTIN	2	2	0	0	0	1	2	1	3	0	4	0	0	0	0	0	8
33	MARBERRY, ROB	1	1	0	0	0	0	0	1	1	1	2	0	0	0	0	0	8
TEAM																		
Totals.....		25	58	3	22	9	12	17	23	40	20	62	13	16	1	5	200	

TOTAL FG% 1st Half: 14-29 48.3% 2nd Half: 11-29 37.9% Game: 43.1% DEADBALL
3-Pt. FG% 1st Half: 2-10 20.0% 2nd Half: 1-12 8.3% Game: 13.6% REBOUNDS
F Throw % 1st Half: 1-4 25.0% 2nd Half: 8-8 100% Game: 75.0% 1

Saint Joseph's (3-3)

##	Player	fg	fga	3-pt	3-pt	ft	fta	rebounds	of	de	tot	pf	tp	a	to	blk	s	min
15	MILES, Isaiah	f	3	11	2	7	1	3	4	4	8	5	9	1	3	1	0	28
43	BEMBRY, DeAndre'	f	10	20	4	4	2	5	1	2	3	1	23	1	0	0	4	40
24	BAUMANN, Javon	c	5	6	0	0	1	2	2	2	4	3	11	1	1	1	0	32
34	WILSON, Chris	c	0	2	0	1	0	0	0	2	2	1	0	2	3	0	1	18
25	DEMERY, James	g	2	4	1	2	1	3	1	3	4	0	6	2	3	1	0	34
00	SCHMEYER, E	g	0	0	0	0	0	0	0	0	0	0	0	0	0	0	0	3
01	NEWKIRK, Shavar	c	1	4	0	0	1	2	0	2	2	1	3	3	5	0	0	25
02	BROWN, Aaron	c	2	5	1	1	0	0	0	0	0	4	5	2	0	0	1	15

GAME RECAPS

05 ROMEO, Obi	1	1	0	0	0	0	2	1	3	0	2	0	0	0	0	2
20 CASPER, Brendan	0	1	0	1	0	0	0	0	0	0	0	0	0	0	0	3
TEAM							3	2	5							
Totals.....	24	54	5	16	6	15	13	18	31	15	59	12	15	3	6	200

TOTAL FG% 1st Half: 10-27 37.0%	2nd Half: 14-27 51.9%	Game: 44.4%	DEADBALL
3-Pt. FG% 1st Half: 3-6 50.0%	2nd Half: 2-10 20.0%	Game: 31.3%	REBOUNDS
F Throw % 1st Half: 1-6 16.7%	2nd Half: 5-9 55.6%	Game: 40.0%	3

Officials: Jeff Anderson, Lamar Simpson, Paul Szalc
 Technical fouls: Western Kentucky-None. Saint Joseph's-None.
 Attendance: 1,266

Score by Periods	1st	2nd	Total
Western Kentucky	31	31	62
Saint Joseph's	24	35	59

Game 7: December 3, 2014 - Hagan Arena

SJU 58 - Temple 56

Isaiah Miles scored a career-high 20 points and grabbed nine rebounds as Saint Joseph's held off Temple, 58-56, in Big 5 action at Hagan Arena. The game came down to the final play, with Temple inbounding the ball with 11.7 seconds to go. The Owls' Will Cummings drove to the basket but SIU's **DeAndre' Bembry** made a game-saving block. Quenton DeCosey grabbed the rebound but his last-second attempt was off the mark. Miles shot 7-for-14 from the field and added four assists for Saint Joseph's, while Bembry finished with 11 points, going 5-for-6 from the line, and grabbing seven rebounds. The Hawks held a 51-42 lead with 8:44 remaining, but went cold from the floor. SIU would go without a field goal the rest of the way, but converted 7-for-8 from the foul line to preserve the win. During that stretch, Temple came within 57-56 with 30 seconds to play on a layup by Josh Brown. The Hawks turned the ball over on their next possession, but an offensive foul by Temple gave the ball back to SIU. Miles made 1-of-2 free throws with 11.7 seconds to go to provide the winning margin.

Temple (4-3, 1-1 Big 5)

#	Player	fg	ft	3-pt	rebounds										to	blk	s	min
		fg	ft	fg	ft	of	de	tot	pf	tp	a	to	blk	s	min			
23	WILLIAMS, Mark	f	2	5	1	2	0	2	1	1	2	3	5	0	3	1	0	16
10	WATSON, D	f	1	2	0	0	0	2	0	0	0	2	2	0	0	2	0	17
02	CUMMINGS, Will	g	3	15	1	5	6	6	2	3	5	0	13	4	2	0	2	40
04	DINGLE, Daniel	g	2	8	0	3	0	0	1	3	4	5	4	2	1	1	0	28
25	DECOSEY, Qwenton	g	7	11	3	5	5	6	2	3	5	3	22	4	1	0	37	
00	ENECHIONYIA, Obi		2	2	0	0	0	0	2	2	4	1	4	0	1	1	2	20
01	BROWN, Josh		3	5	0	1	0	0	2	7	9	1	6	3	2	0	1	25
15	BOND, Jaylen		0	1	0	1	0	0	0	1	1	5	0	1	0	0	0	17
TEAM									1	1	2							1
Totals.....			20	49	5	17	11	16	11	21	32	20	56	14	14	6	5	200

TOTAL FG% 1st Half: 7-21 33.3%	2nd Half: 13-28 46.4%	Game: 40.8%	DEADBALL
3-Pt. FG% 1st Half: 3-7 42.9%	2nd Half: 2-10 20.0%	Game: 29.4%	REBOUNDS
F Throw % 1st Half: 5-10 50.0%	2nd Half: 6-6 100%	Game: 68.8%	4

Saint Joseph's (4-3, 1-0 Big 5)

#	Player	f	tg	fg	3-pt	fg	fg	fta	of	de	tot	pf	tp	a	to	blk	s	min
15	MILES, Isaiah	f	7	14	1	4	5	7	5	4	9	3	20	4	3	1	0	33
43	BEMBRY, DeAndre	f	3	15	0	6	5	6	2	5	7	2	11	2	1	2	2	40
34	BAUMANN, Javon	c	2	3	0	0	0	0	2	0	2	5	4	0	1	0	0	22
24	WILSON, Chris	g	2	9	1	5	2	2	0	3	3	0	7	3	2	0	2	39
25	DEMERY, James	g	3	6	0	0	1	2	2	0	2	2	7	0	1	0	0	27
01	NEWKIRK, Shavar		1	2	0	0	0	0	0	5	5	1	2	2	0	0	1	14
02	BROWN, Aaron		2	7	0	0	3	4	0	1	1	2	7	0	1	0	0	25
	TEAM								3	2	5							
	Totals.....		20	56	2	15	16	21	14	20	34	15	58	11	9	3	5	200

TOTAL FG% 1st Half: 14-32 43.8%	2nd Half: 6-24 25.0%	Game: 35.7%	DEADBALL
3-Pt. FG% 1st Half: 1-6 16.7%	2nd Half: 1-9 11.1%	Game: 13.3%	REBOUNDS
F Throw % 1st Half: 5-8 62.5%	2nd Half: 11-13 84.6%	Game: 76.2%	5

Officials: Karl Hess, John Gaffney, Jeffrey Anderson
Technical fouls: Temple-None. Saint Joseph's-None.
Attendance: 4,200

Score by Periods	1st	2nd	Total
Temple	22	34	56
Saint Joseph's	34	24	58

Game 8: December 6, 2014 - The Pavilion - Villanova, Pa.

#10/9 Villanova 74 - SJU 46

Villanova scored the first eight points of the game and never looked back as the 10th-ranked Wildcats handed Saint Joseph's a 74-46 defeat in a Big 5 game at The Pavilion. **DeAndre Bembry** was the lone Hawk in double figures with 13 points as SJU evened its record to 4-4 and 1-1 in the Big 5. Sophomore walk-on **Brendan Casper** hit new career-highs with nine points and nine rebounds in a personal best 20 minutes played. Villanova jumped out to a 17-2 lead in the first six minutes as the Hawks made just 1-of-5 from the field and committed three of their season-high 21 turnovers. The Wildcats took a 31-11 lead at the 8:24 mark, but the Hawks started scoring, and went on a 9-1 run, with four points from Bembry and a basket by Casper. Casper picked up a steal and Bembry scored on a short jumper to cut the Hawks' deficit to 32-20 at 5:19. Villanova, however, closed out the half on a 12-4 run to take a 44-24 lead at halftime. Villanova made eight three-pointers in the first half, while the Hawks managed just 1-for-6 from behind the arc. Villanova shot 42.3 percent from the field in the second half, and Saint Joseph's hit just 9-of-34 from the field. The Wildcats took their biggest lead, 59-28, with 9:31 to play.

Saint Joseph's (4-4, 1-1 Big 5)

#	Player	f	g	3-pt	rebounds	de	to	pf	tp	a	to	blk	s	min
		fg	ft	fg	ft	de	to	pf	tp	a	to	blk	s	min
15	MILES, Isaiah	0	2	0	0	0	2	5	0	0	2	0	0	9
34	BAUMANN, Javon	0	1	0	1	2	0	0	1	0	0	1	0	9
43	BEMBRY, DeAndre	5	15	2	3	5	0	3	0	13	1	2	0	34
24	WILSON, Chris	3	6	1	3	2	2	4	0	9	3	1	0	30
25	DEMERY, James	1	9	0	1	1	4	1	2	3	1	3	1	0
00	MASCHMEYER, E	2	0	0	0	0	1	0	1	0	4	0	0	5
01	NEWKIRK, Shavar	0	8	0	2	0	0	1	3	4	2	0	3	0
02	BROWN, Aaron	3	5	0	0	1	2	1	6	7	3	7	1	0
03	BOOTH, Mike	0	0	0	0	0	2	1	0	1	0	0	0	0
05	ROMEO, Obi	0	0	0	0	0	1	1	0	1	0	0	0	1
20	CASPER, Brendan	4	9	0	1	1	2	3	6	9	2	9	1	2
21	THOMPSON, Kyle	0	1	0	0	0	0	0	0	0	0	0	0	0
40	WILLIAMS, Jai	0	1	0	0	0	0	1	1	2	0	0	0	11
	TEAM					3	3	6						
	Totals.....	18	59	1	10	9	21	13	29	42	19	46	9	200

TOTAL FG% 1st Half: 9-25 36.0%	2nd Half: 9-34 26.5%	Game: 30.5%	DEADBALL
3-Pt. FG% 1st Half: 1-6 16.7%	2nd Half: 0-4 0.0%	Game: 10.0%	REBOUNDS
F Throw % 1st Half: 5-9 55.6%	2nd Half: 4-12 33.3%	Game: 42.9%	9

Villanova (8-0, 2-0 Big 5)

		tot-ftg		3-pt		rebounds															
#	Player	f	g	fg	fga	fg	fga	ft	fta	of	de	tot	pf	tp	a	to	blk	s	min		
22	PINKSTON, J	f	1	8	0	1	5	7	2	2	4	2	7	0	2	1	0	29			
03	CEHEFU, Daniel	f	3	3	0	0	0	3	1	4	5	4	6	0	3	0	2	14			
04	HILLIARD, Darrun	g	5	11	1	5	0	0	0	4	4	0	11	4	0	2	2	26			
15	ARCIDIACON, R	g	1	5	0	1	0	0	0	3	3	2	2	4	0	0	3	21			
31	ENNIS, Dylan	g	2	7	2	4	2	4	1	3	4	2	8	4	2	0	1	23			
00	LOWE, Henry	g	0	1	0	1	0	0	0	0	0	0	0	0	0	0	0	3			
02	JENKINS, Kris		3	6	2	5	0	0	1	1	2	0	8	0	3	1	4	21			
03	HART, Josh		3	5	2	2	4	6	2	6	8	2	12	0	2	0	1	24			
04	BOOTH, Phil		4	7	1	3	2	2	0	3	3	3	11	2	1	0	0	17			
15	REYNOLDS, Darryl		3	4	0	0	0	2	1	3	4	3	6	1	2	2	0	17			
20	FARRELL, Patrick		1	1	1	1	0	0	0	1	1	0	3	0	0	0	0	3			
52	RAFFERTY, Kevin		0	0	0	0	0	0	0	0	0	0	0	0	0	0	0	2			
TEAM										1	2	3									
Totals.....			26	58	9	23	13	24	9	32	41	18	74	15	15	6	13	200			

TOTAL FG% 1st Half: 15-32 46.9%	2nd Half: 11-26 42.3%	Game: 44.8%	DEADBALL
3-Pt. FG% 1st Half: 8-15 53.3%	2nd Half: 1-8 12.5%	Game: 39.1%	REBOUNDS
F Throw % 1st Half: 6-9 66.7%	2nd Half: 7-15 46.7%	Game: 54.2%	4

Officials: Mike Roberts, Brian O'Connell, Earl Walton
Technical fouls: Saint Joseph's-None. Villanova-None.
Attendance: 6,500

Score by Periods	1st	2nd	Total
Saint Joseph's	24	22	46
Villanova	44	30	74

Game 9: December 9, 2014 - Hagan Arena

SJU 68 - Lovola Maryland 42

DeAndre' Bembry scored a game-high 21 points on 8-for-11 shooting to lead Saint Joseph's to a 68-42 win over Loyola Maryland at Hagan Arena. Bembry also grabbed a team-high seven rebounds and had two blocks for Saint Joseph's while **Chris Wilson** scored 13 points and handed out four assists. The Hawks struggled offensively and trailed for most of the first half, but outscored Loyola, 17-6, in the final six minutes to take a 28-24 lead at halftime. They took their first lead, 21-20, on a layup by Bembry with 1:48 to go. The sophomore scored nine points in a three-minute span, closing it out with a three-pointer as time expired. SJU stayed on track after halftime and opened the half with a 16-2 run to take a 44-26 lead with 14:44 remaining. Saint Joseph's took its biggest lead of the game, 57-31, with 8:42 to go and maintained a 20-plus point margin the rest of the way. The Hawks converted a season-best 53.8 percent from the field in the second half, after going just 9-for-23 from the field in the first half. It was Saint Joseph's largest winning margin of the year, as six of the Hawks' games have been decided by 10 points or less. Loyola owned a 16-7 lead in the early going as the Hawks missed nine of their first 10 shots.

Loyola (3-6)

##	Player	f	g	3-pt	rebounds										tp	a	to	blk	s	min
		fg	fga	ft	fta	of	de	to	pf	tp	a	to	blk	s	min					
13	RASSMAN, Franz	f	0	6	0	2	2	2	2	2	2	1	1	1	0	23				
22	GREGORY, Cam	f	7	9	0	0	0	2	4	4	8	3	14	0	1	30				
02	WALKER, Andre	g	4	10	2	4	2	3	0	2	2	4	12	0	1	23				
05	LASTER, Eric	g	1	9	0	2	0	0	1	3	4	2	2	0	2	24				
23	HUBBARD, Tyler	g	0	7	0	4	0	0	0	1	1	1	0	1	1	19				
01	GORSKI, Nick	g	1	2	0	1	1	1	0	1	1	1	3	0	1	18				
04	MANCINI, Stefano	g	0	1	0	1	0	0	0	0	0	1	0	0	0	2				
10	BRITO, Denzel	g	1	2	0	1	0	0	0	2	2	0	2	0	2	18				
11	TUOHY, Sean Jr.	g	0	1	0	1	0	0	0	0	0	0	0	0	0	5				
15	BISHOP, Colton	g	0	1	0	0	0	2	2	0	1	1	4	2	0	18				
20	STAUBI, Matt	g	0	0	0	0	0	0	0	0	0	0	0	0	0	1				
32	BARNARD, C	g	1	5	0	0	3	6	1	3	4	2	5	0	0	17				
42	FORNEY, Josh	g	0	0	0	0	0	2	0	1	1	0	0	0	0	2				
	TEAM																			
	Totals.....		15	53	2	16	10	18	11	21	32	20	42	2	9	2	4	200		

TOTAL FG% 1st Half: 10-31 32.3%	2nd Half: 5-22 22.7%	Game: 28.3%	DEADBALL
3-Pt. FG% 1st Half: 2-11 18.2%	2nd Half: 0-5 0.0%	Game: 12.5%	REBOUNDS
F Throw % 1st Half: 2-2 100%	2nd Half: 8-16 50.0%	Game: 55.6%	3

Saint Joseph's (5-4)

##	Player	tot-fg		3-pt		rebounds					tp	a	to	blk	s	min	
		f	fga	f	fga	f	fta	of	de	tot							pf
15	MILES, Isaiah f	3	7	1	3	2	3	1	3	4	1	9	0	1	0	0	27
43	BEUMRY, DeAndre f	8	11	2	2	3	5	1	6	7	1	21	1	3	2	1	32
34	BAMBRUN, Javon c	1	3	0	0	0	0	1	1	2	3	2	1	2	1	0	21

GAME RECAPS

24 WILSON, Chris	g	4	10	1	4	4	4	1	3	4	1	13	4	1	0	1	30
25 DEMERY, James	g	3	7	0	0	1	3	3	3	6	2	7	1	0	0	1	22
00 MASCHMEYER, E		0	0	0	0	0	0	0	0	0	0	0	0	0	0	0	6
01 NEWKIRK, Shavar		1	3	0	2	3	4	0	1	1	2	5	2	1	0	3	26
02 BROWN, Aaron		0	3	0	0	1	2	0	4	4	5	1	0	0	0	0	14
03 BOOTH, Mike		0	0	0	0	0	0	0	0	0	0	0	0	0	0	0	2
05 ROMEO, Obi		0	0	0	0	2	2	0	1	1	1	2	0	0	2	0	4
20 CASPER, Brendan		2	4	1	2	1	2	0	6	6	1	6	1	0	0	0	9
21 THOMPSON, Kyle		1	1	0	0	0	0	0	0	0	0	2	1	0	0	0	2
40 WILLIAMS, Jai		0	0	0	0	0	0	0	2	2	0	0	0	0	0	1	5
TEAM									1	1							
Totals.....		23	49	5	13	17	25	7	31	38	17	68	11	8	5	7	200

TOTAL FG% 1st Half: 9-23 39.1% 2nd Half: 14-26 53.8% Game: 46.9% DEADBALL
 3-Pt. FG% 1st Half: 2-5 40.0% 2nd Half: 3-8 37.5% Game: 38.5% REBOUNDS
 F Throw % 1st Half: 8-10 80.0% 2nd Half: 9-15 60.0% Game: 68.0% 7

Officials: Bryan Kersey, Jerry Heater, Evon Burroughs
 Technical fouls: Loyola-None. Saint Joseph's-None.
 Attendance: 3,743

Score by Periods	1st	2nd	Total
Loyola	24	18	42
Saint Joseph's	28	40	68

Game 10 : December 20, 2014 - McCann Arena SIU 75 - Marist 58

Junior **Isaiah Miles** scored a career-high 23 points and **DeAndre' Bembry** added 16 points, nine rebounds and seven assists as Saint Joseph's cruised to a 75-58 win over Marist at McCann Arena. Miles scored 17 of his game-high total in the first half, hitting seven of his nine attempts from the field, including 3-of-5 from three-point range. **Aaron Brown** also added 10 points off the bench on 4-of-6 from the field. Saint Joseph's never trailed and ran out to a 13-4 lead on a jumper by Miles at the 15:02 mark of the first half. After the Red Foxes got within six, Miles keyed a 13-0 Saint Joseph's run with a pair of threes, and a layup by Brown pushed the margin to 26-7 with 9:37 remaining. After Marist got within 17, the Hawks scored nine consecutive points, seven of them from Miles, to take a commanding 35-9 lead with 5:26 on the clock. The Red Foxes ripped off eight straight points of their own and finished the half on a 13-2 run, but SJU entered halftime with a 37-22 lead on a season-best 55.6% shooting in the frame. The Hawks actually shot better from the field in the second half, hitting 56.5% from the field, to salt away the win, but it was Marist that came out of the locker room with the advantage, cutting the SJU lead to single digits at 45-36 on a layup with 14:44 to play. The lead fluctuated between 15 and 19 points over the final eight and a half minutes of the game before settling at 17.

Saint Joseph's (6-4)

##	Player	fg	fga	3-pt	fga	ft	fta	rebounds				pf	tp	a	to	blk	s	min
		fg	fga	fg	fga	ft	fta	of	de	tot	pf	tp	a	to	blk	s	min	
15	MILES, Isaiah	f	9	14	4	7	1	2	0	3	3	3	23	0	2	2	1	34
34	BAUMANN, Javon	f	1	1	0	0	1	2	1	3	4	3	3	0	1	1	2	23
43	BEMBRY, DeAndre'	f	5	10	2	4	4	5	1	8	9	3	16	7	3	0	2	38
24	WILSON, Chris	g	4	8	1	4	0	0	0	2	2	3	9	2	1	0	1	35
25	DEMERY, James	g	1	1	0	0	0	0	2	0	2	4	2	0	0	0	0	12
00	MASCHMEYER, E		0	1	0	1	0	0	0	0	0	1	0	1	0	0	6	6
01	NEWKIRK, Shavar		3	7	0	2	3	4	0	1	1	1	9	3	0	0	0	24
02	BROWN, Aaron		4	6	0	0	2	4	2	3	5	2	10	1	4	0	0	19
03	BOOTH, Mike		0	0	0	0	0	0	0	1	1	0	0	0	0	0	0	2
20	CASPER, Brendan		1	2	0	0	0	0	0	1	1	0	2	0	0	0	0	3
21	THOMPSON, Kyle		0	0	0	0	1	2	1	0	1	0	1	0	0	0	0	2
40	WILLIAMS, Jai		0	0	0	0	0	0	0	0	0	1	0	0	0	0	0	2
TEAM																		
Totals.....			28	50	7	18	12	19	7	22	29	21	75	14	11	3	6	200

TOTAL FG% 1st Half: 15-27 55.6% 2nd Half: 13-23 56.5% Game: 56.0% DEADBALL
 3-Pt. FG% 1st Half: 5-13 38.5% 2nd Half: 2-5 40.0% Game: 38.9% REBOUNDS
 F Throw % 1st Half: 2-4 50.0% 2nd Half: 10-15 66.7% Game: 63.2% 2

Marist (1-10)

##		Player		tot-fg		3-pt		rebounds															
				fg	fga	fg	fga	ft	fta	of	de	tot	pf	tp	a	to	blk	s	min				
24	Thomas, Manny	f		3	5	2	3	1	1	0	3	3	2	9	2	2	0	1	32				
35	Lawrence, Phillip	f	c	5	7	2	4	2	3	2	3	5	2	14	1	0	0	1	32				
44	Truog, Eric	f	c	3	6	0	2	1	2	0	1	1	5	7	0	0	0	1	21				
11	Lee, K.J.		g	1	2	0	0	2	2	2	2	4	2	4	3	5	0	0	36				
40	Lewis, Chavaughn		g	4	12	1	2	6	8	0	2	2	3	15	5	5	0	2	34				
01	Brooks, Kentrell			0	1	0	0	0	0	0	0	0	0	0	0	0	0	6					
04	Colletta, Nick			1	3	1	3	0	0	0	3	3	2	3	0	1	0	0	12				
10	Griffin, James			0	2	0	2	0	0	0	3	3	0	0	1	1	0	0	11				
21	Whitfield, Tourron			0	0	0	0	0	0	0	0	0	0	0	0	0	0	0	2				
25	McClenaghan, C			2	4	0	1	2	3	1	1	2	2	6	1	3	0	0	14				
TEAM																							
Totals.....				19	42	6	17	14	19	5	20	25	18	58	13	17	0	5	200				

TOTAL FG% 1st Half: 8-24 33.3% 2nd Half: 11-18 61.1% Game: 45.2% DEADBALL
 3-Pt. FG% 1st Half: 3-10 30.0% 2nd Half: 3-7 42.9% Game: 35.3% REBOUNDS
 F Throw % 1st Half: 3-3 100% 2nd Half: 11-16 68.8% Game: 73.7% 1

Officials: John Hughes (R), Nathan Farrell, John Floyd
 Technical fouls: Saint Joseph's-None. Marist-None.
 Attendance: 1,158

Score by Periods	1st	2nd	Total
Saint Joseph's	37	38	75
Marist	22	36	58

Game 11: December 29, 2014 - Magness Arena Denver 77 - SJU 73 (OT)

Saint Joseph's lost a 10-point lead and Denver made shots down the stretch to defeat the Hawks, 77-73, in overtime at Magness Arena. **Isaiah Miles** had a career-high 24 points on 9-for-12 shooting, including 4-of-6 from three-point range. **DeAndre' Bembry** added 20 points and eight rebounds, while **Aaron Brown** scored 12 points. Denver scored the first five points of overtime, but Miles hit a three-pointer at 2:41 to pull the Hawks within, 70-68. After trading free throws, DU maintained a 72-69 lead. Bembry then scored underneath to pull SJU within 72-71 with 50 seconds left, but on Denver's next possession, Brett Olson hit a three-pointer at :17, giving the Pioneers a 75-71 edge. **Evan Maschmeyer** scored for the Hawks on a layup at 6.8 seconds, but after an SJU timeout, Denver inbounded to a streaking Cam Griffin, who sealed the win with a dunk with :03 left. The Hawks led 62-55 with 5:10 remaining in the second half. Denver then scored six in a row and cut SJU's lead to 62-61. **Chris Wilson** grabbed a steal and converted a layup to give the Hawks a 64-61 cushion and then went up 65-61 on a free throw by **Shavar Newkirk** at 1:58. DU pulled within 65-63 and Saint Joseph's missed its next shot and the Pioneers forced the overtime with a pair of free throws. Miles had one last chance for SJU, but his three-pointer at :19 was off the mark. Although they shot 52.2 percent in the game, the Hawks committed 14 turnovers in the contest. DU used five straight three-pointers to open the game and take an early 15-4 lead. The Hawks then went on an 13-1 run, ending with a dunk from Brown to give SJU its first lead of the game, 17-16. The teams traded leads and Saint Joseph's took its biggest of the half, 28-21, with over four minutes to play. The Hawks held that seven-point margin at halftime, 37-30.

Saint Joseph's (6-5)

##	Player	fg	fga	3-pt	fga	ft	fta	rebounds	of	de	tot	pf	tp	a	to	blk	s	min
25	DEMERY, James	f	2	4	0	1	3	5	2	1	3	3	7	3	1	0	0	20
34	BAUMANN, Javon	f	1	1	0	0	1	2	0	0	0	2	3	0	0	1	0	10
43	BEMBRY, DeAndre'	f	8	13	2	4	2	3	3	5	8	3	20	0	2	3	0	44
15	MILES, Isaiah	g	8	11	4	6	4	4	2	0	2	2	24	1	2	0	1	41
24	WILSON, Chris	g	1	8	0	4	1	2	0	7	7	2	3	2	1	0	1	36
00	MASCHMEYER, E		1	2	0	1	1	2	0	0	0	0	3	1	0	0	2	10
01	NEWKIRK, Shavar		0	0	0	0	1	2	0	0	0	2	1	4	5	0	0	24
02	BROWN, Aaron		3	6	0	1	6	6	0	3	3	1	12	1	1	0	1	33
20	CASPER, Brendan		0	1	0	0	0	0	0	3	3	1	0	0	2	0	0	7
TEAM									1	2	3							
Totals.....			24	46	6	17	19	26	8	21	29	16	73	12	14	4	5	225

TOTAL FG% 1st Half: 12-23 52.2% 2nd Half: 9-17 52.9% Game: 52.2% DEADBALL
 3-Pt. FG% 1st Half: 3-9 33.3% 2nd Half: 2-7 28.6% Game: 35.3% REBOUNDS
 F Throw % 1st Half: 10-12 83.3% 2nd Half: 8-12 66.7% Game: 73.1% 5

Denver (6-7)

##	Player	fg	fga	3-pt	fga	ft	fta	rebounds	of	de	tot	pf	tp	a	to	blk	s	min
03	Love, Jalen	g	1	8	0	2	0	0	1	1	2	3	2	7	1	1	2	35
23	Olson, Brett	g	9	12	5	6	4	4	0	5	5	2	27	3	2	0	0	42
30	Griffin, Cam	g	5	8	0	1	5	9	2	3	5	3	15	2	2	0	3	40
33	Engesser, Nate	g	6	10	3	5	0	1	0	1	1	3	15	3	1	0	0	34
35	Byrd, Marcus	g	5	8	2	3	0	0	1	5	6	4	12	4	3	0	1	37
05	Pemberton, Jake		0	0	0	0	0	0	0	0	0	1	0	0	0	0	0	4
14	Douglas, Duke		1	3	0	0	0	0	0	0	0	0	2	0	1	0	0	18
21	Rucker, Bryant		1	2	0	1	0	0	0	0	0	1	2	1	0	0	0	7
24	Mackey, Christian		1	1	0	0	0	0	0	1	1	2	2	0	1	2	0	8
TEAM									1	1								
Totals.....			29	52	10	18	9	14	5	16	21	19	77	20	11	3	6	225

TOTAL FG% 1st Half: 10-21 47.6% 2nd Half: 15-25 60.0% Game: 55.8% DEADBALL
 3-Pt. FG% 1st Half: 6-11 54.5% 2nd Half: 2-5 40.0% Game: 55.6% REBOUNDS
 F Throw % 1st Half: 4-6 66.7% 2nd Half: 3-4 75.0% Game: 64.3% 2

Officials: Terry Oglesby, Doran Gotshall and Lewis Garrison
 Technical fouls: Saint Joseph's-None. Denver-None.
 Attendance: 1,437

Score by Periods	1st	2nd	OT	Total
Saint Joseph's	37	28	8	73
Denver	30	35	12	77

Game 12: January 3, 2015 - Hagan Arena George Washington 64 - SJU 60

George Washington held off a furious rally by Saint Joseph's to defeat the Hawks, 64-60, in the A-10 opener for both teams at Hagan Arena. Trailing 53-33 with 6:54 to play, Saint Joseph's held GW without a field goal for the rest of the game, while outscoring the Colonials, 27-11. GW went 11-for-19 from the foul line during that time to hold off the Hawks. **DeAndre' Bembry** led all scorers with 22 points and **Chris Wilson** had 15 points and tied his career-high with nine rebounds. The Hawks closed to within 57-51 on a layup by Wilson with 1:44 to play. GW hit two free throws with 1:05 left to increase the lead to 59-51. Bembry made 2-of-3 free throws at :56 to cut the Hawks' deficit to 59-53, but GW built the lead back up to 61-53 with 30 seconds to play. Saint Joseph's made one more push and after five straight points from Wilson, trimmed the deficit to 62-58 with 12 seconds remaining. After one more GW free throw, Wilson scored one more time to pull the Hawks within, 63-60, with six seconds remaining. But the visitors made one more foul shot at :05 and rabbed the offensive rebound on the miss of the second to seal the win. After totaling just 18 points in the first half, the Hawks scored 24 in the final 5:44 of the game. George Washington led from the start, building up a 22-10 lead in the first 12 minutes of play and held a 31-18 lead at halftime.

GAME RECAPS

George Washington (11-3; 1-0 A-10)

##	Player	f	fg	fga	3-pt	fg	fga	ft	fta	rebounds	of	de	tot	pf	tp	a	to	blk	s	min
21	LARSEN, Kevin	f	5	9	0	0	5	7	5	4	9	1	15	5	2	3	0	33		
34	KOPRIVA, John	f	1	7	0	1	0	0	2	4	6	2	2	0	1	0	0	28		
11	SAVAGE, Kethan	g	4	8	3	5	5	8	0	6	6	3	16	4	1	0	0	30		
13	GARINO, Patricio	g	3	11	1	3	2	4	4	4	8	1	9	2	3	1	1	32		
22	McDONALD, Joe	g	3	8	0	3	2	5	2	4	6	1	8	3	3	1	1	34		
03	JORGENSEN, Paul		0	1	0	0	0	0	0	1	1	2	0	2	0	0	1	5		
05	GRIFFIN, Nick		0	1	0	1	0	0	1	0	1	0	0	0	0	0	0	5		
12	WATANABE, Yuta		5	7	2	4	0	0	0	4	4	4	12	0	1	1	0	23		
15	BRYANT, Darian		0	0	0	0	0	0	0	0	0	0	0	0	0	0	0	3		
20	McCOY, Ryan		1	1	0	0	0	0	0	0	0	2	2	1	0	0	0	6		
45	CIMINO, Matt		0	1	0	1	0	0	0	0	0	0	0	0	0	0	0	1		
TEAM										1	1									
Totals.....			22	54	6	18	14	24	14	28	42	16	64	17	11	6	3	200		

TOTAL FG% 1st Half: 13-31 41.9%

3-Pt. FG% 1st Half: 3-7 42.9%

F Throw % 1st Half: 2-3 66.7%

2nd Half: 9-23 39.1%

2nd Half: 3-11 27.3%

2nd Half: 12-21 57.1%

Game: 40.7%

Game: 33.3%

Game: 58.3%

DEADB

REBOUNDS

5

Saint Joseph's (6-6; 0-1 A-10)

##	Player	f	fg	fga	3-pt	fg	fga	ft	fta	rebounds	of	de	tot	pf	tp	a	to	blk	s	min
15	MILES, Isaiah	f	0	5	0	2	0	0	1	3	4	5	0	2	0	1	0	1	0	32
25	DEMERY, James	f	2	6	0	2	2	2	0	2	2	2	6	2	2	0	2	0	1	20
43	BEMBRY, DeAndre' f	8	17	3	8	3	5	1	7	8	1	22	3	3	0	3	40			
34	BAUMANN, Javon c	1	3	0	0	0	2	2	0	2	2	3	2	1	0	0	0	0	12	
24	WILSON, Chris g	7	9	1	2	0	1	2	7	9	3	15	4	1	0	0	33			
01	NEWKIRK, Shavar		2	6	1	2	1	2	1	2	1	6	3	1	0	2	28			
02	BROWN, Aaron		2	6	0	0	3	4	0	1	1	5	7	0	1	0	1	22		
20	CASPER, Brendan		1	2	0	1	0	0	1	0	1	1	2	0	0	0	0	2		
40	WILLIAMS, Jai		0	1	0	0	0	0	0	1	1	0	0	0	0	1	0	11		
TEAM										1	1									
Totals.....			23	55	5	17	9	16	8	23	31	21	60	15	8	2	7	200		

TOTAL FG% 1st Half: 7-26 26.9%

3-Pt. FG% 1st Half: 3-9 33.3%

F Throw % 1st Half: 1-2 50.0%

2nd Half: 16-29 55.2%

2nd Half: 2-8 25.0%

2nd Half: 8-14 57.1%

Game: 41.8%

Game: 29.4%

Game: 56.3%

DEADB

REBOUNDS

3

Officials: Ed Corbett, Bill McCarthy, John Hughes

Technical fouls: George Washington-None. Saint Joseph's-None.

Attendance: 4,200

Score by Periods

George Washington

Saint Joseph's

Game 13: January 7, 2015 - Palumbo Center

Duquesne 71 - Saint Joseph's 68

For the second straight game, a late rally fell short for Saint Joseph's as the Hawks scored 12 of the game's final 14 points but fell to Duquesne, 71-68, at the Palumbo Center. **DeAndre' Bembry** led four SJU double-digit scorers with 18 points. **Aaron Brown** scored 15 points and **Isaiah Miles** added 11 points and eight rebounds while **James Demery** chipped in with 10 points and **Shavar Newkirk** had a career-high six assists. Saint Joseph's opened up a 16-9 lead and after the Dukes got within four, SJU used an 11-3 run to take its biggest lead of the game, 27-15, with 9:45 left in the half. Duquesne was held to just two field goals over an eight-minute span, but a cold spell from the Hawks allowed the Dukes to crawl back into the game late in the period. After the Hawks went ahead 34-22, Duquesne held SJU to just a single basket over the final 6:27 of the half and SJU led at halftime, 36-34. The Hawks' drought continued in the second half, as a jumper by Demery 49 seconds into the frame was SJU's only offense until a Bembry layup with 13:45 to go cut the Duquesne margin to 45-40. The Hawks clawed back and a Bembry dunk off a feed from Newkirk at 6:06 left the Hawks trailing by three. Duquesne scored the next 10 points and took its biggest lead of the night, 69-56, with 2:55 to go. But the Hawks rallied in the waning minutes and scored the next nine points to get back within four. Demery capped it off with a layup with 55.8 seconds to go to make it a 69-65 game. After DU pushed the margin to six, Bembry canned another three and was fouled at :39. He missed the free throw and the Hawks had a chance to tie on the final possession. **Chris Wilson** missed on an attempt with 10 seconds to go, but Miles collected the rebound and fed Bembry for a final look, but his effort at the buzzer was partially blocked and the Dukes escaped with the win.

Saint Joseph's (6-7; 0-2 A-10)

##	Player	f	fg	fga	3-pt	fg	fga	ft	fta	rebounds	of	de	tot	pf	tp	a	to	blk	s	min
15	MILES, Isaiah	f	4	10	2	6	1	1	5	3	8	3	11	0	2	2	0	32		
34	BAUMANN, Javon	f	0	0	0	0	0	0	0	2	2	0	0	0	2	1	0	10		
43	BEMBRY, DeAndre' f	7	16	4	10	0	1	1	1	1	2	2	18	4	0	0	2	31		
24	WILSON, Chris g	2	11	1	6	1	1	1	6	7	0	6	3	1	0	0	36			
25	DEMERY, James g	5	9	0	3	0	0	0	1	1	2	1	10	0	2	2	22			
00	MASCHMEYER, E		1	3	0	2	0	0	0	2	0	1	2	2	0	0	0	10		
01	NEWKIRK, Shavar		2	7	0	1	0	0	0	2	2	0	4	6	0	0	1	20		
02	BROWN, Aaron		6	10	0	0	3	4	1	5	6	3	15	2	1	0	0	17		
20	CASPER, Brendan		1	2	0	1	0	0	2	1	3	3	2	0	0	0	1	22		
TEAM										2	1	3								
Totals.....			28	68	7	29	5	7	13	22	35	13	68	17	7	5	6	200		

TOTAL FG% 1st Half: 15-35 42.9%

3-Pt. FG% 1st Half: 4-17 23.5%

F Throw % 1st Half: 2-3 66.7%

2nd Half: 13-33 39.4%

2nd Half: 3-12 25.0%

2nd Half: 3-4 75.0%

Game: 41.2%

Game: 24.1%

Game: 71.4%

DEADB

REBOUNDS

1

Duquesne (6-7; 1-1 A-10)

##	Player	f	fg	fga	3-pt	fg	fga	ft	fta	rebounds	of	de	tot	pf	tp	a	to	blk	s	min
03	McKOOY, Dominique	f	5	9	0	0	3	5	1	5	6	4	13	1	3	2	0	37		
23	JONES, Jeremiah	f	2	9	1	2	0	1	1	2	3	2	5	5	1	0	0	36		
54	LEWIS, Darius	c	1	2	0	0	2	2	0	1	1	3	4	0	0	0	0	10		
01	COLTER, Derrick	g	8	11	4	6	2	2	1	5	6	1	22	4	1	1	0	36		
22	MASON, Micah	g	3	8	3	7	0	0	0	5	5	1	9	3	1	0	0	33		
02	JAMES, Eric		1	3	0	2	0	0	0	0	0	0	2	0	1	0	0	4		
05	POWELL, TySean		3	6	0	0	1	2	1	2	3	0	7	0	0	1	0	18		
33	GILL, L.G.		2	3	2	2	0	0	0	4	4	2	6	1	1	1	0	15		
35	STEVENS, Jordan		1	1	1	1	0	0	0	1	1	1	3	1	3	0	0	11		
TEAM										2	1	3								
Totals.....			26	52	11	20	8	12	6	26	32	14	71	15	11	5	0	200		

TOTAL FG% 1st Half: 12-28 42.9%

3-Pt. FG% 1st Half: 5-12 41.7%

F Throw % 1st Half: 5-7 71.4%

2nd Half: 14-24 58.3%

2nd Half: 6-8 75.0%

2nd Half: 3-5 60.0%

Game: 50.0%

Game: 55.0%

Game: 66.7%

DEADB

REBOUNDS

4

Officials: Paul Faia, Dwayne Gladden, Mark Schnur

Technical fouls: Saint Joseph's-BROWN, Aaron. Duquesne-McKOOY, Dominique.

Attendance: 1,678

Score by Periods

Saint Joseph's

Duquesne

Game 14: January 10, 2015 - Siegel Center

#20/21 VCU 89 - Saint Joseph's 74

DeAndre' Bembry scored a team-high 16 points to lead four Hawks in double figures, but Saint Joseph's fell to 20th-ranked VCU, 89-74, at the Siegel Center. Bembry added a game-high eight rebounds as well. **Aaron Brown** had 14 points and six boards, while **Isaiah Miles** scored 12 points and **James Demery** tallied 11. VCU led the whole way, scoring the first nine points of the game. The Hawks scored seven of the next nine, however, to cut it to 11-7 on a Bembry dunk at the 13:42 mark. After a 9-3 spurt gave the Rams a 20-10 lead with 10:50 to play, SJU went on an 11-2 run of its own to cut it to 22-21 on a layup by **Chris Wilson** with 8:12 remaining. The Rams took over at that point, scoring the next 10 points to go ahead 32-21 with 5:13 left. VCU extended the run to 18-4 to push the margin to 40-25 at the 2:59 mark, and ultimately took a 46-30 advantage into the break. VCU pushed its lead to as large as 27, leading 67-40 with 12:29 to go, but Saint Joseph's began to claw back into the game over the closing minutes. A pair of free throws by Miles with 5:10 to go would get the Hawks within 14 at 80-66, but that would be as close as SJU would come.

Saint Joseph's (6-8; 0-3 A-10)

		tot-fg		3-pt		rebounds															
##	Player	f	fg	f	fga	ft	fta	of	de	tot	pf	tp	a	to	blk	s	min				
15	MILES, Isaiah	*	3	7	1	3	5	5	0	2	2	5	12	0	2	1	0	24			
24	WILSON, Chris	*	4	6	1	1	0	1	1	4	5	1	9	4	6	0	3	32			
25	DEMERY, James	*	3	8	1	2	4	8	1	3	4	3	11	0	1	0	1	30			
34	BAUMANN, Javon	*	1	1	0	0	1	2	1	2	3	1	3	2	1	1	0	13			
43	BEMBRY, DeAndre'	*	7	12	2	4	0	0	0	8	8	4	16	3	4	3	0	34			
00	MASCHMEYER, E		0	1	0	0	0	0	0	0	0	1	0	0	0	0	0	6			
01	NEWKIRK, Shavar		2	5	0	0	2	5	0	3	3	0	6	2	2	1	2	18			
02	BROWN, Aaron		4	8	0	0	6	8	2	4	6	0	14	3	2	0	0	27			
20	CASPER, Brendan		1	3	0	1	1	5	2	2	4	3	3	2	1	0	0	15			
40	WILLIAMS, Jai		0	0	0	0	0	0	0	0	0	0	0	0	0	0	0	1			
TEAM								4	1	5					1						
Totals.....			25	51	5	11	19	34	11	29	40	18	74	16	20	6	6	200			

GAME RECAPS

Game 15: January 14, 2015 - Hagan Arena

SJU 66 - Fordham 55

Chris Wilson scored a career-high 23 points to lead Saint Joseph's to a 66-55 win over Fordham at Hagan Arena. The win was the first conference victory of the year for the Hawks, and snapped a four-game losing streak. Wilson shot 6-of-10 from the field and hit 5-of-9 three point attempts. He also made all six free throw attempts as the Hawks shot a season-best 86.4 percent (19-for-22) from the line. **DeAndre' Bembry** had 13 points and eight rebounds and **Aaron Brown** came off the bench to record 12 points and eight rebounds for Saint Joseph's. SJU closed out the game with a 15-6 run after Fordham trailed 51-49 with 3:32 to play. Wilson had seven in the spurt, including a three-pointer that put SJU ahead, 58-49, with 1:26 remaining. The Hawks led by as many as 13 early in the second half. Fordham scored 10 straight points to cut it to 40-37 with 9:51 remaining. Saint Joseph's answered back with a 7-2 run to build a 47-39 cushion, but five straight points by Fordham cut its deficit to 47-44 with over five minutes to play. A pair of free throws at 3:32 pulled the Rams as close as they would come, 51-49. In the low-scoring first half, the Hawks held a 19-14 lead, but then both teams went scoreless for six minutes. Saint Joseph's ended the drought with a three-pointer by Wilson that gave the Hawks their biggest lead of the half, 22-14, at 5:10. Fordham would end the half with a 7-3 run to pull within 25-21 at halftime. SJU held a commanding 42-25 edge in rebounding, but committed 16 turnovers in the game, including 11 in the first half.

Fordham (5-10; 0-4 A-10)

##	Player	tot-fg		3-pt		ft		rebounds		pf	tp	a	to	blk	s	min
		fg	fga	fg	fga	ft	fta	of	de							
43	SENGFELDER, Chris f	4	5	0	0	1	6	1	4	5	2	9	1	2	0	1 35
44	SUAREZ, Manny f	1	6	0	2	0	0	1	1	2	1	2	0	0	1	0 9
00	ANDERSON, A g	1	4	1	1	0	0	0	2	2	2	3	2	3	0	0 22
01	THOMAS, Mandell g	4	9	0	1	2	2	0	2	2	0	10	2	1	0	2 22
04	PASCHALL, Eric g	5	13	4	5	2	3	3	0	3	3	16	1	2	1	3 29
03	ZARKOVIC, N	0	3	0	1	0	0	0	0	0	1	0	1	2	0	0 14
10	SEVERE, Jon	0	5	0	2	1	2	1	1	2	2	1	0	1	0	1 19
24	SMITH, Bryan	5	6	2	3	2	2	0	2	2	3	14	1	1	1	3 28
30	RHOOMES, Ryan	0	1	0	0	0	0	0	3	3	2	0	0	2	0	0 22
TEAM								3	1	4						
Totals.....		20	52	7	15	8	15	9	16	25	16	55	8	14	3	10 200

TOTAL FG% 1st Half: 9-31 29.0%

2nd Half: 11-21 52.4%

Game: 38.5%

DEADBALL

3-Pt. FG% 1st Half: 3-8 37.5%

2nd Half: 4-7 57.1%

Game: 46.7%

REBOUNDS

F Throw % 1st Half: 0-0 0.0%

2nd Half: 8-15 53.3%

Game: 53.3%

3

Saint Joseph's (7-8; 1-3 A-10)

##	Player	tot-fg		3-pt		ft		rebounds		pf	tp	a	to	blk	s	min
		fg	fga	fg	fga	ft	fta	of	de							
15	MILES, Isaiah f	2	8	1	4	0	0	4	4	8	3	5	2	3	0	1 38
25	DEMERY, James f	3	10	0	3	2	3	3	2	5	3	8	2	2	1	0 34
43	BEMBRY, DeAndre' f	3	11	1	6	6	6	1	7	8	2	13	4	5	1	2 40
34	BAUMANN, Javon c	2	2	0	0	1	2	1	5	6	1	5	0	1	1	0 14
24	WILSON, Chris g	6	10	5	9	6	6	0	2	2	2	23	2	0	0	0 38
01	NEWKIRK, Shavar	0	1	0	0	0	0	0	1	1	1	0	1	3	0	0 9
02	BROWN, Aaron	4	9	0	2	4	5	3	5	8	3	12	0	2	0	1 27
TEAM								3	1	4						
Totals.....		20	51	7	24	19	22	15	27	42	15	66	11	16	3	4 200

TOTAL FG% 1st Half: 9-27 33.3%

2nd Half: 11-24 45.8%

Game: 39.2%

DEADBALL

3-Pt. FG% 1st Half: 5-17 29.4%

2nd Half: 2-7 28.6%

Game: 29.2%

REBOUNDS

F Throw % 1st Half: 2-2 100%

2nd Half: 17-20 85.0%

Game: 86.4%


3

Officials: Bernard Clinton, Wally Rutecki, Ray Parone

Technical fouls: Fordham-None. Saint Joseph's-None.

Attendance: 3,851


Score by Periods	1st	2nd	Total
Fordham	21	34	55
Saint Joseph's	25	41	66



EVAN MASCHMEYER

Senior • Guard • 6-3 • 200
Jeffersonville, Ind.
Jeffersonville

Overall Stats: 1.1 ppg, 0.5 rpg, 0.6 apg
Atlantic 10 Stats: 1.0 ppg, 0.0 rpg, 1.0 apg



CHRIS WILSON

Senior • Guard • 6-3 • 208
Fayetteville, N.C.
Terry Sanford

Overall Stats: 8.7 ppg, 4.2 rpg, 2.7 apg
Atlantic 10 Stats: 13.0 ppg, 5.8 rpg, 3.3 apg

2014-15:

- Recorded two points and two assists at Duquesne
- Netted three points at Denver
- Scored season-high four points (2-of-2 FG) at #10 Villanova
- Dished out assist in win over LIU Brooklyn
- Matched career-high minutes with 15 at Gonzaga
- Had three pts, two rebs, and two assists in 12 minutes vs. FDU

High School/Personal:

- Three-time All-Conference and All-Area selection
- Finance major

2014-15 Game-by-Game

OPPONENT	MIN	FG-A	3PT-A	FT-A	OR	DR	TR	F	A	TO	BL	S	PT
Fairleigh Dickinson	12	1-3	1-3	0-0	0	2	2	0	2	2	0	0	3
Drexel	1	0-0	0-0	0-0	0	0	0	0	0	0	0	0	0
#13 Gonzaga	15	0-3	0-2	0-0	0	2	2	0	0	1	0	0	0
Vermont													
LIU Brooklyn	1	0-0	0-0	0-0	0	0	0	0	1	0	0	0	0
Western Kentucky	3	0-0	0-0	0-0	0	0	0	0	0	0	0	0	0
Temple													
#10 Villanova	5	2-2	0-0	0-0	1	0	1	0	0	2	0	0	4
Loyola-Md.	6	0-0	0-0	0-0	0	0	0	0	0	0	0	0	0
Marist	6	0-1	0-1	0-0	0	0	0	1	1	0	0	0	0
Denver	10	1-2	0-1	1-2	0	0	0	0	1	0	0	2	3
George Washington													
Duquesne	10	1-3	0-2	0-0	0	0	0	1	2	0	0	0	2
#20 VCU	6	0-1	0-0	0-0	0	0	0	1	0	0	0	0	0
Fordham													
St. Bonaventure													
Massachusetts													
Penn													
La Salle													
Davidson													
Saint Louis													
George Mason													
Rhode Island													
Fordham													
Dayton													
St. Bonaventure													
Massachusetts													
Richmond													
La Salle													
Rhode Island													

* Denotes game started

2014-15:

- Scored career-high 23 points (6-of-10 FG, 5-of-9 3FG) vs. Fordham
- Notched nine points (4-of-6 FG) and four assists at #20 VCU
- Hit 15 pts (7-of-9 FG) and matched career-high nine rebs vs. GW
- Pulled down seven rebounds at Denver
- Tallied 13 pts (4-of-10 FG) against Loyola Md.
- Averaged 8.0 ppg vs. Temple and #10 Villanova
- Notched 13 pts (5-of-12 FG) and seven rebs vs. LIU Brooklyn
- Dished out season-high five assists vs. Vermont
- Notched seven points (3-of-7 FG) at Gonzaga
- Had 12 pts (5-of-13 FG), six rebs, two assists, and two steals vs. FDU
- Team co-captain


High School/Personal:

- Two-time Associated Press All-State Selection
- 2011 Player of the Year for District 4, the Cape Fear Region and the Mid-South Conference
- Communications major

2014-15 Game-by-Game

OPPONENT	MIN	FG-A	3PT-A	FT-A	OR	DR	TR	F	A	TO	BL	S	PT
Fairleigh Dickinson*	39	5-13	2-7	0-0	0	6	6	1	2	3	0	2	12
Drexel*	29	0-2	0-2	0-1	1	2	3	2	1	1	0	0	0
#13 Gonzaga*	29	3-7	1-3	0-1	1	0	1	3	0	2	0	2	7
Vermont*	28	2-7	1-3	0-0	1	0	1	3	5	1	0	0	5
LIU Brooklyn*	42	5-12	3-9	0-2	2	5	7	1	4	1	0	1	13
Western Kentucky*	18	0-2	0-1	0-0	0	2	2	1	2	3	0	1	0
Temple*	39	2-9	1-5	2-2	0	3	3	0	3	2	0	2	7
#10 Villanova*	30	3-6	1-3	2-3	2	2	4	0	3	1	0	0	9
Loyola-Md.*	30	4-10	1-4	4-4	1	3	4	1	4	1	0	1	13
Marist*	35	4-8	1-4	0-0	0	2	2	3	2	1	0	1	9
Denver*	36	1-8	0-4	1-2	0	7	7	2	2	1	0	1	3
George Washington*	33	7-9	1-2	0-1	2	7	9	3	4	1	0	0	15
Duquesne*	36	2-11	1-6	1-1	1	6	7	0	3	1	0	0	6
#20 VCU*	32	4-6	1-1	0-1	1	4	5	1	4	6	0	3	9
Fordham*	38	6-10	5-9	6-6	0	2	2	2	2	0	0	0	23
St. Bonaventure													
Massachusetts													
Penn													
La Salle													
Davidson													
Saint Louis													
George Mason													
Rhode Island													
Fordham													
Dayton													
St. Bonaventure													
Massachusetts													
Richmond													
La Salle													
Rhode Island													


* Denotes game started



AARON BROWN

Junior • Guard • 6-5 • 225
Darby, Pa.
Penn Wood

Overall Stats: 10.1 ppg, 4.0 rpg, 0.9 apg
Atlantic 10 Stats: 12.0 ppg, 5.3 rpg, 1.3 apg



ISAIAH MILES

Junior • Forward • 6-7 • 225
Owings Mills, Md.
Milford Mill Academy

Overall Stats: 10.3 ppg, 5.3 rpg, 0.9 bpg
Atlantic 10 Stats: 7.0 ppg, 5.5 rpg, 1.0 bpg

2014-15:

- Has recorded double figures in nine of 15 games
- Notched 12 pts (4-of-9 FG) and season-high eight rebs for ninth double-figure game vs. Fordham
- Netted 14 points (4-of-8 FG) at #20 VCU
- Matched season-high 15 pts (6-of-10 FG) at Duquesne
- Notched season-high 15 pts (4-of-9 FG) and added seven rebs and season-high three assists vs. LIU Brooklyn
- Hit 13 pts (4-of-11 FG) and added five rebounds vs. Vermont
- Netted team-high 14 pts (5-of-8 FG) at Gonzaga
- Hit 11 points (5-of-10 FG) at Drexel
- Registered nine points (3-of-6 FG) in SJU debut vs. FDU
- Transferred to SJU from West Virginia and sat out 2013-14
- Has two years of eligibility beginning this season

High School/Personal:

- 2009-10 *Delaware County Daily Times* Player of the Year
- Averaged 20.5 points and 7.2 rebounds per game as a senior
- Two-time Associated Press All-State selection
- Team won the 2010 PIAA 4A state title and earned a berth in the state semifinals in 2011
- Sports marketing major

2014-15 Game-by-Game

OPPONENT	MIN	FG-A	3PT-A	FT-A	OR	DR	TR	F	A	TO	BL	S	PT
Fairleigh Dickinson	29	3-6	0-1	3-4	2	0	2	0	0	2	1	0	9
Drexel	28	5-10	0-0	1-1	1	3	4	2	0	1	0	0	11
#13 Gonzaga	17	5-8	1-2	3-4	0	1	1	3	0	0	0	1	14
Vermont	22	4-11	0-0	5-6	1	4	5	1	0	0	0	0	13
LIU Brooklyn	33	4-9	0-1	7-9	4	3	7	2	3	2	1	1	15
Western Kentucky	15	2-5	1-1	0-0	0	0	0	4	2	0	0	1	5
Temple	25	2-7	0-0	3-4	0	1	1	2	0	1	0	0	7
#10 Villanova	24	3-5	0-0	1-2	1	6	7	3	1	3	0	0	7
Loyola-Md.	14	0-3	0-0	1-2	0	4	4	5	0	0	0	0	1
Marist	19	4-6	0-0	2-4	2	3	5	2	1	4	0	0	10
Denver	33	3-6	0-1	6-6	0	3	3	1	1	1	0	1	12
George Washington	22	2-6	0-0	3-4	0	1	1	5	0	1	0	1	7
Duquesne	27	6-10	0-0	3-4	1	5	6	3	2	1	0	0	15
#20 VCU	27	4-8	0-0	6-8	2	4	6	0	3	2	0	0	14
Fordham	27	4-9	0-2	4-5	3	5	8	3	0	2	0	1	12
St. Bonaventure													
Massachusetts													
Penn													
La Salle													
Davidson													
Saint Louis													
George Mason													
Rhode Island													
Fordham													
Dayton													
St. Bonaventure													
Massachusetts													
Richmond													
La Salle													
Rhode Island													

* Denotes game started

2014-15:

- Registered 12 points (3-of-7 FG, 5-of-5 FT) at #20 VCU
- Posted 11 points (4-of-10 FG) and eight rebounds at Duquesne
- Tallied career-high 24 points (8-of-11 FG) at Denver
- Registered 23 pts (9-of-14 FG, 4-of-7 3FG) at Marist
- Tallied 20 pts (7-of-14 FG) and added 9 rebs vs. Temple
- Notched nine pts (3-of-11 FG) and eight rebs vs. Western Kentucky
- Hit eight points (4-of-11 FG) in win over LIU Brooklyn
- Recorded 15 points (6-of-11 FG) and added career-high three steals vs. Vermont
- Registered five points and eight rebounds at Drexel
- Posted first career double-double (12 pts, 14 rebs) in first collegiate start vs. FDU

High School/Personal:

- All-County honoree and two-time All-Metro First Team selection
- Led Glenelg Country School to MIAA-B Championship
- Business major

2014-15 Game-by-Game

OPPONENT	MIN	FG-A	3PT-A	FT-A	OR	DR	TR	F	A	TO	BL	S	PT
Fairleigh Dickinson*	33	5-14	1-4	1-1	8	6	14	3	3	2	1	0	12
Drexel*	34	1-9	0-4	3-4	3	5	8	3	0	1	0	2	5
#13 Gonzaga*	24	0-5	0-3	2-2	0	2	2	3	0	0	2	1	2
Vermont*	34	6-11	3-7	0-0	2	1	3	3	0	2	1	3	15
LIU Brooklyn*	27	4-11	0-2	0-1	0	3	3	4	0	2	2	0	8
Western Kentucky*	28	3-11	2-7	1-3	4	4	8	5	1	3	1	0	9
Temple*	33	7-14	1-4	5-7	5	4	9	3	4	3	1	0	20
#10 Villanova*	9	0-2	0-1	0-0	0	2	2	5	0	2	0	0	0
Loyola-Md.*	27	3-7	1-3	2-3	1	3	4	1	0	1	0	0	9
Marist*	34	9-14	4-7	1-2	0	3	3	3	0	2	2	1	23
Denver*	41	8-11	4-6	4-4	2	0	2	2	1	2	0	1	24
George Washington*	32	0-5	0-2	0-0	1	3	4	5	2	0	1	0	0
Duquesne*	32	4-10	2-6	1-1	5	3	8	3	0	2	2	0	11
#20 VCU*	24	3-7	1-3	5-5	0	2	2	5	0	2	1	0	12
Fordham*	38	2-8	1-4	0-0	4	4	8	3	2	3	0	1	5
St. Bonaventure													
Massachusetts													
Penn													
La Salle													
Davidson													
Saint Louis													
George Mason													
Rhode Island													
Fordham													
Dayton													
St. Bonaventure													
Massachusetts													
Richmond													
La Salle													
Rhode Island													

* Denotes game started



JAVON BAUMANN

R-Sophomore • Forward • 6-8 • 260
Oberbiel Solms, Germany
Theodor-Heus School

Overall Stats: 3.7 ppg, 3.2 rpg, 0.8 bpg
Atlantic 10 Stats: 2.5 ppg, 3.3 rpg, 0.8 bpg



DEANDRE' BEMBRY

Sophomore • Forward • 6-6 • 210
Charlotte, N.C.
The Patrick School (N.J.)

Atlantic 10
Preseason All-Conference First Team

2013-14 Atlantic 10 Co-Rookie of the Year
2013-14 Atlantic 10 All-Rookie Team
2013-14 Big 5 Rookie of the Year

2014-15:

- Registered five points and six rebounds vs. Fordham
- Notched career-high 11 pts (5-of-6 FG) in career-high 32 minutes vs. Western Kentucky
- Had six points (3-of-5 FG) and five rebs vs. LIU Brooklyn
- Hit six pts (2-of-3 FG) and added six rebs vs. Vermont
- Grabbed two rebounds at Gonzaga
- Notched four points (2-of-4 FG) at Drexel
- Career-high eight rebs and three blocks in first collegiate start vs. FDU

High School/Personal:

- Played for the Licher Baeren team in Germany's Pro-B League
- Food marketing major

2014-15 Game-by-Game

OPPONENT	MIN	FG-A	3PT-A	FT-A	OR	DR	TR	F	A	TO	BL	S	PT
Fairleigh Dickinson*	19	2-4	0-0	1-4	7	1	8	1	1	0	3	0	5
Drexel*	16	2-3	0-0	0-0	2	0	2	4	0	2	0	2	4
#13 Gonzaga*	19	0-3	0-0	1-2	2	0	2	2	0	1	0	0	1
Vermont*	25	2-3	0-0	2-4	2	4	6	4	2	3	1	4	6
LIU Brooklyn*	28	3-5	0-0	0-2	2	3	5	3	0	0	0	0	6
Western Kentucky*	32	5-6	0-0	1-2	2	2	4	3	1	1	1	0	11
Temple*	22	2-3	0-0	0-0	2	0	2	5	0	1	0	0	4
#10 Villanova*	9	0-1	0-0	1-2	0	0	0	4	0	0	1	0	1
Loyola-Md.*	21	1-3	0-0	0-0	1	1	2	3	1	2	1	0	2
Marist*	23	1-1	0-0	1-2	1	3	4	3	0	1	1	2	3
Denver*	10	1-1	0-0	1-2	0	0	0	2	0	0	1	0	3
George Washington*	12	1-3	0-0	0-2	2	0	2	3	1	0	0	0	2
Duquesne*	10	0-0	0-0	0-0	0	2	2	0	0	2	1	0	0
#20 VCU*	13	1-1	0-0	1-2	1	2	3	1	2	1	1	0	3
Fordham*	14	2-2	0-0	1-2	1	5	6	1	0	1	1	0	5
St. Bonaventure													
Massachusetts													
Penn													
La Salle													
Davidson													
Saint Louis													
George Mason													
Rhode Island													
Fordham													
Dayton													
St. Bonaventure													
Massachusetts													
Richmond													
La Salle													
Rhode Island													

* Denotes game started

Overall Stats: 15.9 ppg, 6.7 rpg, 2.9 apg

Atlantic 10 Stats: 17.3 ppg, 6.5 rpg, 3.5 apg

2014-15:

- Leads team with five 20-plus point games and 13 double-figure games
- Hit 12th consecutive double-figure game with 13 pts vs. Fordham
- Tallied 16 pts (7-of-12 FG), eight rebs, and three blocks at #20 VCU
- Notched 18 points (7-of-16 FG, 4-of-10 3FG) at Duquesne
- Recorded 22 points (8-of-17 FG) and eight rebounds vs. GW
- Registered 20 points (8-of-13) and eight rebounds at Denver
- Tallied 16 pts (5-of-10 FG), nine rebs, and seven assists vs. Marist
- Registered 21 pts (8-of-11 FG) and added seven rebs vs. Loyola Md.
- Hit career-high 23 pts (10-of-20 FG) and four steals vs. Western Kentucky
- Tallied first career double-double (17 pts, 11 rebs) vs. LIU Brooklyn
- Recorded 22 pts (6-of-14 FG) and 9 rebs vs. Vermont
- Had team-best 13 pts, 8 rebs, 3 assists, 3 steals, and 2 blocks at Drexel
- Elected as team co-captain, becoming the second sophomore in school history to serve as captain, and the first since with 1936-37
- Named to the Preseason Atlantic 10 All-Conference First Team

High School/Personal:

- 2013 Union County Player of the Year and All-State First Team
- McDonalds All-American nominee
- Averaged 21.8 points and 9.0 rebounds per game as a senior
- Sports marketing major

2014-15 Game-by-Game

OPPONENT	MIN	FG-A	3PT-A	FT-A	OR	DR	TR	F	A	TO	BL	S	PT
Fairleigh Dickinson*	37	3-10	1-3	1-2	1	4	5	3	4	2	0	2	8
Drexel*	39	5-13	1-5	2-3	2	6	8	2	3	3	2	3	13
#13 Gonzaga*	31	2-13	0-3	1-4	2	3	5	1	2	2	0	0	5
Vermont*	39	6-14	2-5	8-10	1	8	9	3	4	6	0	3	22
LIU Brooklyn*	44	7-17	2-8	1-3	2	9	11	3	5	4	1	0	17
Western Kentucky*	40	10-20	1-4	2-5	1	2	3	1	1	0	0	4	23
Temple*	40	3-15	0-6	5-6	2	5	7	2	2	1	2	2	11
#10 Villanova*	34	5-15	0-2	3-5	0	3	3	0	1	2	0	4	13
Loyola-Md.*	32	8-11	2-2	3-5	1	6	7	1	1	3	2	1	21
Marist*	38	5-10	2-4	4-5	1	8	9	3	7	3	0	2	16
Denver*	44	8-13	2-4	2-3	3	5	8	3	0	2	3	0	20
George Washington*	40	8-17	3-8	3-5	1	7	8	1	3	3	0	3	22
Duquesne*	31	7-16	4-10	0-1	1	1	2	2	4	0	0	2	18
#20 VCU*	34	7-12	2-4	0-0	0	8	8	4	3	4	3	0	16
Fordham*	40	3-11	1-6	6-6	1	7	8	2	4	5	1	2	13
St. Bonaventure													
Massachusetts													
Penn													
La Salle													
Davidson													
Saint Louis													
George Mason													
Rhode Island													
Fordham													
Dayton													
St. Bonaventure													
Massachusetts													
Richmond													
La Salle													
Rhode Island													

* Denotes game started



BRENDAN CASPER

Sophomore • Forward • 6-6 • 215
Audubon, Pa.
Methacton

Overall Stats: 2.9 ppg, 2.9 rpg, 0.4 apg
Atlantic 10 Stats: 2.3 ppg, 2.7 rpg, 0.7 apg



JAMES DEMERY

Freshman • Forward • 6-6 • 186
Williamston, N.C.
Northside Christian Academy

Overall Stats: 7.0 ppg, 3.4 rpg, 0.7 apg
Atlantic 10 Stats: 8.8 ppg, 3.3 rpg, 1.0 apg

2014-15:

- Pulled down career-high four rebounds at #20 VCU
- Recorded two points and three rebounds at Duquesne
- Notched two points and a rebound vs. both Marist and GW
- Had six pts (2-of-4 FG) and six rebs in nine minutes vs. Loyola Md.
- Hit career-high nine pts (4-of-9 FG) and nine rebs in career-high 20 minutes played at #10 Villanova
- Had two pts and one rebound in three minutes vs. LIU Brooklyn
- Tallied career-high three points and added first collegiate block in career-high seven minutes at Gonzaga

High School/Personal:

- Made the Hawks' squad as a walk-on
- 2013 Pottstown Area Player of the Year
- Averaged 20.0 points and 10.0 rebounds per game as a senior
- Father, Rob, played basketball under Phil Martelli at Kenrick High School
- Business administration major

2014-15 Game-by-Game

OPPONENT	MIN	FG-A	3PT-A	FT-A	OR	DR	TR	F	A	TO	BL	S	PT
Fairleigh Dickinson													
Drexel													
#13 Gonzaga	7	1-3	0-1	1-2	0	1	1	1	0	0	1	1	3
Vermont													
LIU Brooklyn	3	1-1	0-0	0-0	1	0	1	0	0	0	0	0	2
Western Kentucky	3	0-1	0-1	0-0	0	0	0	0	0	0	0	0	0
Temple													
#10 Villanova	20	4-9	0-1	1-2	3	6	9	2	1	5	1	2	9
Loyola-Md.	9	2-4	1-2	1-2	0	6	6	1	1	0	0	0	6
Marist	3	1-2	0-0	0-0	0	1	1	0	0	0	0	0	2
Denver	7	0-1	0-0	0-0	0	3	3	1	0	2	0	0	0
George Washington	2	1-2	0-1	0-0	1	0	1	1	0	0	0	0	2
Duquesne	12	1-2	0-1	0-0	2	1	3	3	0	0	0	1	2
#20 VCU	15	1-3	0-1	1-5	2	2	4	3	2	1	0	0	3
Fordham													
St. Bonaventure													
Massachusetts													
Penn													
La Salle													
Davidson													
Saint Louis													
George Mason													
Rhode Island													
Fordham													
Dayton													
St. Bonaventure													
Massachusetts													
Richmond													
La Salle													
Rhode Island													

* Denotes game started

2014-15:

- Averaged 10.5 ppg vs. Duquesne and #20 VCU
- Hit seven pts (3-of-7 FG) and matched season-high six rebs vs. Loyola Md.
- Scored seven points (3-of-6 FG) against Temple
- Had six pts (2-of-4 FG) in season-high 34 minutes vs. Western Kentucky
- Hit game-tying 3PT FG with three seconds remaining in regulation en route to 11 pts (4-of-7 FG) in eventual win over LIU Brooklyn
- Pulled down season-high six rebounds vs. Vermont
- Recorded eight points (3-of-8 FG) and two steals at Gonzaga
- Hit 12 pts (4-of-9 FG) and added four rebs and two steals at Drexel
- Made first collegiate start in collegiate debut vs. FDU


High School/Personal:

- Averaged 18.0 points and 5.0 rebounds per game
- All-Conference and All-County selection
- Helped team to third straight NCISAA 2A title
- Averaged 16.8 points as a junior
- Business major

2014-15 Game-by-Game

OPPONENT	MIN	FG-A	3PT-A	FT-A	OR	DR	TR	F	A	TO	BL	S	PT
Fairleigh Dickinson*	10	1-1	0-0	1-2	0	1	1	2	0	3	0	0	3
Drexel*	26	4-9	0-0	4-7	3	1	4	1	0	3	1	2	12
#13 Gonzaga*	19	3-8	0-1	2-2	2	0	2	2	0	2	0	2	8
Vermont*	25	0-3	0-0	4-6	4	2	6	0	0	1	1	0	4
LIU Brooklyn*	30	4-7	1-2	2-2	4	1	5	0	1	1	1	0	11
Western Kentucky*	34	2-4	1-2	1-3	1	3	4	0	2	3	1	0	6
Temple*	27	3-6	0-0	1-2	2	0	2	2	0	1	0	0	7
#10 Villanova*	21	1-9	0-1	1-4	1	2	3	1	0	3	1	0	3
Loyola-Md.*	22	3-7	0-0	1-3	3	3	6	2	1	0	0	1	7
Marist*	12	1-1	0-0	0-0	2	0	2	4	0	0	0	0	2
Denver*	20	2-4	0-1	3-5	2	1	3	3	3	1	0	0	7
George Washington*	20	2-6	0-2	2-2	0	2	2	2	2	2	0	1	6
Duquesne*	22	5-9	0-3	0-0	1	1	2	1	0	0	2	2	10
#20 VCU*	30	3-8	1-2	4-8	1	3	4	3	0	1	0	1	11
Fordham*	34	3-10	0-3	2-3	3	2	5	3	2	2	1	0	8
St. Bonaventure													
Massachusetts													
Penn													
La Salle													
Davidson													
Saint Louis													
George Mason													
Rhode Island													
Fordham													
Dayton													
St. Bonaventure													
Massachusetts													
Richmond													
La Salle													
Rhode Island													

* Denotes game started



SHAVAR NEWKIRK


Freshman • Guard • 6-0 • 170

Bronx, N.Y.

Cardinal Hayes

Overall Stats: 3.7 ppg, 2.2 rpg, 2.8 apg

Atlantic 10 Stats: 4.0 ppg, 2.0 rpg, 3.0 apg



OBI ROMEO

Freshman • Forward • 6-10 • 230

White Sulphur Springs, W. Va.

Greenbrier East

Overall Stats: 1.0 ppg, 2.0 rpg, 1.3 bpg

Atlantic 10 Stats: ---

2014-15:

- Tallied six points, three rebs, two assists, and two steals at #20 VCU
- Dished out career-high six assists at Duquesne
- Recorded season-high nine points (3-of-7 FG) at Marist
- Registered five points and three steals vs. Loyola Md.
- Tallied two points and three assists vs. LIU Brooklyn
- Notched three pts and three rebs in season-high 27 minutes vs. Vermont
- Had two points and two blocks at Gonzaga
- Recorded seven pts (5-of-6 FT) and three defensive rebs at Drexel
- Had five pts, five rebs, and four assists in collegiate debut vs. FDU

High School/Personal:

- Two-time *N.Y. Daily News* Bronx Player of the Year
- Two-time All-City and All-CHSAA First Team honoree
- Played for USA Select Team in the U-18 international tournament in Germany in May 2014
- Averaged 17.0 points, 7.0 assists and 4.0 rebounds as a senior
- Led squad to back-to-back appearances in CHSAA intersectional semifinals and to team's first Archdiocesan title in over 40 years
- Played his freshman year at Rice High School
- Accounting major

2014-15 Game-by-Game

OPPONENT	MIN	FG-A	3PT-A	FT-A	OR	DR	TR	F	A	TO	BL	S	PT
Fairleigh Dickinson	21	2-4	0-2	1-1	0	5	5	4	2	0	0	5	
Drexel	25	1-5	0-0	5-6	0	3	3	1	2	2	1	1	7
#13 Gonzaga	22	1-7	0-3	0-0	0	1	1	0	1	1	2	0	2
Vermont	27	1-5	0-0	1-3	0	3	3	1	3	2	0	3	3
LIU Brooklyn	17	0-3	0-1	2-2	0	0	0	2	3	0	1	1	2
Western Kentucky	25	1-4	0-0	1-2	0	2	2	1	3	5	0	0	3
Temple	14	1-2	0-0	0-0	0	5	5	1	2	0	0	1	2
#10 Villanova	26	0-8	0-2	0-0	1	3	4	2	3	3	0	0	0
Loyola-Md.	26	1-3	0-2	3-4	0	1	1	2	2	1	0	3	5
Marist	24	3-7	0-2	3-4	0	1	1	1	3	0	0	0	9
Denver	24	0-0	0-0	1-2	0	0	0	2	4	5	0	0	1
George Washington	28	2-6	1-2	1-2	1	1	2	1	3	1	0	2	6
Duquesne	20	2-7	0-1	0-0	0	2	2	0	6	0	0	1	4
#20 VCU	18	2-5	0-0	2-5	0	3	3	0	2	2	1	2	6
Fordham	9	0-1	0-0	0-0	0	1	1	1	1	3	0	0	0
St. Bonaventure													
Massachusetts													
Penn													
La Salle													
Davidson													
Saint Louis													
George Mason													
Rhode Island													
Fordham													
Dayton													
St. Bonaventure													
Massachusetts													
Richmond													
La Salle													
Rhode Island													

* Denotes game started

2014-15:

- Had two points (2-of-2 FT), two blocks, and one steal in just four minutes in home debut vs. Loyola Md.
- Recorded one block and one steal in seven minutes at #10 Villanova
- Tallied two pts (1-of 1 FG) and three rebounds in just two minutes against Western Kentucky
- Had three rebounds, two blocks, an assist, and a steal in 13 minutes off the bench in collegiate debut at Gonzaga

High School/Personal:

- Averaged 13.0 points and 14.0 rebounds per game
- Also averaged 4.5 blocks and shot 60 percent from the field
- Registered 12 blocks in one game
- Came to the United States in 2011 from Anambra State, Nigeria
- Sports marketing major

2014-15 Game-by-Game

OPPONENT	MIN	FG-A	3PT-A	FT-A	OR	DR	TR	F	A	TO	BL	S	PT
Fairleigh Dickinson													
Drexel													
#13 Gonzaga	13	0-0	0-0	0-0	1	2	3	0	1	0	2	1	0
Vermont													
LIU Brooklyn													
Western Kentucky	2	1-1	0-0	0-0	2	1	3	0	0	0	0	0	2
Temple													
#10 Villanova	7	0-0	0-0	0-1	0	1	1	0	0	0	1	0	0
Loyola-Md.	4	0-0	0-0	2-2	0	1	1	1	0	0	2	0	2
Marist													
Denver													
George Washington													
Duquesne													
#20 VCU													
Fordham													
St. Bonaventure													
Massachusetts													
Penn													
La Salle													
Davidson													
Saint Louis													
George Mason													
Rhode Island													
Fordham													
Dayton													
St. Bonaventure													
Massachusetts													
Richmond													
La Salle													
Rhode Island													

* Denotes game started



JAI WILLIAMS

R-Freshman • Forward • 6-9 • 262
Philadelphia, Pa.
Philadelphia Electrical & Technical
Charter

Overall Stats: 0.0 ppg, 0.7 rpg, 0.2 bpg
Atlantic 10 Stats: 0.0 ppg, 0.5 rpg, 0.5 bpg

2014-15:

- Pulled down rebound and added first collegiate block vs. GW
- Tallied two rebs and first career steal in home debut vs. Loyola Md.
- Recorded first career rebound at #10 Villanova
- Played two minutes in collegiate debut at Drexel
- Redshirted last season to further his development


High School/Personal:

- 2013 McDonalds All-American nominee
- Two-time All-Public League selection
- Averaged 10.2 points as a senior
- Studio arts major

2014-15 Game-by-Game

OPPONENT	MIN	FG-A	3PT-A	FT-A	OR	DR	TR	F	A	TO	BL	S	PT
Fairleigh Dickinson													
Drexel	2	0-0	0-0	0-0	0	0	0	1	0	0	0	0	0
#13 Gonzaga													
Vermont													
LIU Brooklyn													
Western Kentucky													
Temple													
#10 Villanova	11	0-1	0-0	0-0	0	1	1	2	0	0	0	0	0
Loyola-Md.	5	0-0	0-0	0-0	0	2	2	0	0	0	0	1	0
Marist	2	0-0	0-0	0-0	0	0	0	1	0	0	0	0	0
Denver													
George Washington	11	0-1	0-0	0-0	0	1	1	0	0	0	1	0	0
Duquesne													
#20 VCU	1	0-0	0-0	0-0	0	0	0	0	0	0	0	0	0
Fordham													
St. Bonaventure													
Massachusetts													
Penn													
La Salle													
Davidson													
Saint Louis													
George Mason													
Rhode Island													
Fordham													
Dayton													
St. Bonaventure													
Massachusetts													
Richmond													
La Salle													
Rhode Island													

* Denotes game started



MIKE BOOTH

Freshman • Guard • 6-3 • 193
Thornton, Pa.
Bishop Shanahan

Overall Stats: 0.0 ppg, 0.5 rpg, 0.0 apg
Atlantic 10 Stats: ---

2014-15:

- Saw two minutes apiece against Loyola Md. and Marist
- Recorded first career rebound at #10 Villanova
- Played two minutes off the bench in collegiate debut at Gonzaga
- Joins the team as a walk-on

High School/Personal:

- Averaged 18.0 points per game as a senior
- 2014 All-Ches-Mont League First Team and All-Area Second Team
- Holds school record for three-point field goals in a season with 55
- Grandson of SJU Hall of Famer Harry Booth, who was the Hawks' head coach from 1974 to 1978
- Food marketing major

2014-15 Game-by-Game

OPPONENT	MIN	FG-A	3PT-A	FT-A	OR	DR	TR	F	A	TO	BL	S	PT
Fairleigh Dickinson													
Drexel													
#13 Gonzaga	2	0-1	0-0	0-0	0	0	0	0	0	0	0	0	0
Vermont													
LIU Brooklyn													
Western Kentucky													
Temple													
#10 Villanova	2	0-0	0-0	0-2	1	0	1	0	0	0	0	0	0
Loyola-Md.	2	0-0	0-0	0-0	0	0	0	0	0	0	0	0	0
Marist	2	0-0	0-0	0-0	0	1	1	0	0	0	0	0	0
Denver													
George Washington													
Duquesne													
#20 VCU													
Fordham													
St. Bonaventure													
Massachusetts													
Penn													
La Salle													
Davidson													
Saint Louis													
George Mason													
Rhode Island													
Fordham													
Dayton													
St. Bonaventure													
Massachusetts													
Richmond													
La Salle													
Rhode Island													

* Denotes game started



KYLE THOMPSON

Freshman • Guard • 6-2 • 191
Mt. Laurel, N.J.
St. Joseph's Prep

Overall Stats: 0.8 ppg, 0.5 rpg, 0.3 apg
Atlantic 10 Stats: ---

2014-15:

- Scored one point and added one rebound in two minutes at Marist
- Registered first career basket and assist in home debut vs. Loyola Md.
- Played two minutes at #10 Villanova
- Recorded first career rebound in collegiate debut at Gonzaga
- Joins the team as a walk-on

High School/Personal:

- All-Catholic League selection as a senior
- Averaged 12 ppg and led the team in rebounds, steals and assists
- Helped The Prep to state Final Four and Catholic League final
- Business administration major

2014-15 Game-by-Game

OPPONENT	MIN	FG-A	3PT-A	FT-A	OR	DR	TR	F	A	TO	BL	S	PT
Fairleigh Dickinson							Did Not Play						
Drexel							Did Not Play						
#13 Gonzaga	2	0-0	0-0	0-0	0	1	1	0	0	0	0	0	0
Vermont							Did Not Play						
LIU Brooklyn							Did Not Play						
Western Kentucky							Did Not Play						
Temple							Did Not Play						
#10 Villanova	2	0-1	0-0	0-0	0	0	0	0	0	0	0	0	0
Loyola-Md.	2	1-1	0-0	0-0	0	0	0	0	1	0	0	0	2
Marist	2	0-0	0-0	1-2	1	0	1	0	0	0	0	0	1
Denver							Did Not Play						
George Washington							Did Not Play						
Duquesne							Did Not Play						
#20 VCU							Did Not Play						
Fordham							Did Not Play						
St. Bonaventure													
Massachusetts													
Penn													
La Salle													
Davidson													
Saint Louis													
George Mason													
Rhode Island													
Fordham													
Dayton													
St. Bonaventure													
Massachusetts													
Richmond													
La Salle													
Rhode Island													

* Denotes game started




PAPA NDAO

Senior • Forward • 6-8 • 220
Dakar, Senegal
Montverde Academy (Fla.)

2014-15: Will sit out the season due to medical reasons.

High School/Personal:

- Member of runner-up team in ESPN-RISE National High School Inv.
- Interdisciplinary health studies major



SKYLAR SCRIVANO

Junior • Forward • 6-10 • 225
Doylestown, Pa.
Central Bucks East

2014-15: Transferred to Saint Joseph's from Rider University and joins the squad as a walk-on... Will sit out this season due to transfer rules.

High School/Personal:

- Averaged 15 points, 12 rebounds and four block as a senior
- Earned the team's Defensive Player of the Year award twice
- Served Sociology major



MARKELL LODGE

Freshman • Forward • 6-7 • 203
Washington, N.C.
Pace Academy

2014-15: Will sit out the season to concentrate on academics.

High School/Personal:

- Averaged 18.0 points, 8.0 rebounds and 3.0 blocks as a senior
- Two-time All-Conference selection and team MVP
- Played at Christian Faith Center Academy during his junior season
- Competed for the 17-Under U.S. Adidas National team
- Sports marketing major



Saint Joseph's Basketball
Saint Joseph's Combined Team Statistics (as of Jan 14, 2015)
All games



RECORD:	OVERALL	HOME	AWAY	NEUTRAL
ALL GAMES	7-8	5-2	2-5	0-1
CONFERENCE	1-3	1-1	0-2	0-0
NON-CONFERENCE	6-5	4-1	2-3	0-1

#	Player	gp-gs	min	avg	Total		3-Point		F-Throw		Rebounds				pf	dq	a	to	blk	stl	pts	avg
					fg-fga	fg%	3fg-fga	3fg%	ft-fa	ft%	off	def	tot	avg								
43	BEMBRY, DeAndre'	15-15	563	37.5	87-207	.420	23-74	.311	41-63	.651	19	82	101	6.7	31	0	44	40	14	28	238	15.9
15	MILES, Isaiah	15-15	450	30.0	55-139	.396	20-63	.317	25-33	.758	35	45	80	5.3	51	4	13	27	14	9	155	10.3
02	BROWN, Aaron	15-0	362	24.1	51-109	.468	2-8	.250	48-63	.762	17	43	60	4.0	36	2	13	20	2	6	152	10.1
24	WILSON, Chris	15-15	494	32.9	48-120	.400	19-63	.302	16-24	.667	12	51	63	4.2	23	0	41	25	0	14	131	8.7
25	DEMERY, James	15-15	352	23.5	37-92	.402	3-17	.176	28-49	.571	29	22	51	3.4	26	0	11	23	8	9	105	7.0
34	BAUMANN, Javon	15-15	273	18.2	23-39	.590	0-0	.000	10-26	.385	25	23	48	3.2	39	1	8	15	12	8	56	3.7
01	NEWKIRK, Shavar	15-0	326	21.7	17-67	.254	1-15	.067	20-31	.645	2	31	33	2.2	19	0	42	27	5	14	55	3.7
20	CASPER, Brendan	10-0	81	8.1	12-28	.429	1-8	.125	4-11	.364	9	20	29	2.9	12	0	4	8	2	4	29	2.9
00	MASCHMEYER, Evan	11-0	75	6.8	5-15	.333	1-9	.111	1-2	.500	1	4	5	0.5	3	0	7	5	0	2	12	1.1
05	ROMEO, Obi	4-0	26	6.5	1-1	1.000	0-0	.000	2-3	.667	3	5	8	2.0	1	0	1	0	5	1	4	1.0
21	THOMPSON, Kyle	4-0	8	2.0	1-2	.500	0-0	.000	1-2	.500	1	1	2	0.5	0	0	1	0	0	0	3	0.8
40	WILLIAMS, Jai	6-0	32	5.3	0-2	.000	0-0	.000	0-0	.000	0	4	4	0.7	4	0	0	0	1	1	0	0.0
03	BOOTH, Mike	4-0	8	2.0	0-1	.000	0-0	.000	0-2	.000	1	1	2	0.5	0	0	0	0	0	0	0	0.0
Team											25	26	51				2					
Total.....		15	3050		337-822	.410	70-257	.272	196-309	.634	179	358	537	35.8	245	7	185	192	63	96	940	62.7
Opponents.....		15	3051		360-833	.432	103-279	.369	156-243	.642	161	359	520	34.7	280	5	199	191	51	93	979	65.3

TEAM STATISTICS	SJU	OPP
SCORING	940	979
Points per game	62.7	65.3
Scoring margin	-2.6	-
FIELD GOALS-ATT	337-822	360-833
Field goal pct	.410	.432
3 POINT FG-ATT	70-257	103-279
3-point FG pct	.272	.369
3-pt FG made per game	4.7	6.9
FREE THROWS-ATT	196-309	156-243
Free throw pct	.634	.642
F-Throws made per game	13.1	10.4
REBOUNDS	537	520
Rebounds per game	35.8	34.7
Rebounding margin	+1.1	-
ASSISTS	185	199
Assists per game	12.3	13.3
TURNOVERS	192	191
Turnovers per game	12.8	12.7
Turnover margin	-0.1	-
Assist/turnover ratio	1.0	1.0
STEALS	96	93
Steals per game	6.4	6.2
BLOCKS	63	51
Blocks per game	4.2	3.4
ATTENDANCE	27288	28185
Home games-Avg/Game	7-3898	7-3846
Neutral site-Avg/Game	-	1-1266

Date	Opponent		Score	Att.
11/14/14	FAIRLEIGH DICKINSON	L	57-58	4200
11/17/14	at Drexel	W	52-49	2509
11/19/14	at Gonzaga	L	42-94	6000
11/22/14	VERMONT	W	68-60	3851
11/25/14	LIU BROOKLYN	Wot	74-70	3243
11/27/14	vs Western Kentucky	L	59-62	1266
12/03/14	TEMPLE	W	58-56	4200
12/06/14	at Villanova	L	46-74	6500
12/09/14	LOYOLA	W	68-42	3743
12/20/14	at Marist	W	75-58	1158
12/29/14	at Denver	Lot	73-77	1437
* 01/03/15	GEORGE WASHINGTON	L	60-64	4200
* 01/07/15	at Duquesne	L	68-71	1678
* 01/10/15	at VCU	L	74-89	7637
* 01/14/15	FORDHAM	W	66-55	3851

* - Conference game

Score by Periods	1st	2nd	OT	Totals
Saint Joseph's	419	506	15	940
Opponents	461	503	15	979



Saint Joseph's Basketball
Saint Joseph's Season Box Score (as of Jan 14, 2015)
Conference games



RECORD:	OVERALL	HOME	AWAY	NEUTRAL
ALL GAMES	1-3	1-1	0-2	0-0
CONFERENCE	1-3	1-1	0-2	0-0
NON-CONFERENCE	0-0	0-0	0-0	0-0

##	Player	gp-gs	min	avg	Total		3-Point		F-Throw		Rebounds				pf	dq	a	to	blk	stl	pts	avg
					fg-fga	fg%	3fg-fga	3fg%	ft-fa	ft%	off	def	tot	avg								
43	BEMBRY, DeAndre'	4-4	145	36.2	25-56	.446	10-28	.357	9-12	.750	3	23	26	6.5	9	0	14	12	4	7	69	17.3
24	WILSON, Chris	4-4	139	34.8	19-36	.528	8-18	.444	7-9	.778	4	19	23	5.8	6	0	13	8	0	3	53	13.3
02	BROWN, Aaron	4-0	103	25.8	16-33	.485	0-2	.000	16-21	.762	6	15	21	5.3	11	1	5	6	0	2	48	12.0
25	DEMERY, James	4-4	106	26.5	13-33	.394	1-10	.100	8-13	.615	5	8	13	3.3	9	0	4	5	3	4	35	8.8
15	MILES, Isaiah	4-4	126	31.5	9-30	.300	4-15	.267	6-6	1.000	10	12	22	5.5	16	2	4	7	4	1	28	7.0
01	NEWKIRK, Shavar	4-0	75	18.8	6-19	.316	1-3	.333	3-7	.429	1	7	8	2.0	2	0	12	6	1	5	16	4.0
34	BAUMANN, Javon	4-4	49	12.3	4-6	.667	0-0	.000	2-6	.333	4	9	13	3.3	5	0	3	4	3	0	10	2.5
20	CASPER, Brendan	3-0	29	9.7	3-7	.429	0-3	.000	1-5	.200	5	3	8	2.7	7	0	2	1	0	1	7	2.3
00	MASCHMEYER, Evan	2-0	16	8.0	1-4	.250	0-2	.000	0-0	.000	0	0	0	0.0	2	0	2	0	0	0	2	1.0
40	WILLIAMS, Jai	2-0	12	6.0	0-1	.000	0-0	.000	0-0	.000	0	1	1	0.5	0	0	0	0	1	0	0	0.0
Team											9	4	13					2				
Total.....		4	800		96-225	.427	24-81	.296	52-79	.658	47	101	148	37.0	67	3	59	51	16	23	268	67.0
Opponents.....		4	801		99-231	.429	36-76	.474	45-74	.608	46	95	141	35.2	72	0	56	47	20	25	279	69.8

Score by Periods	1st	2nd	Totals
Saint Joseph's	109	159	268
Opponents	132	147	279



Saint Joseph's Basketball
Saint Joseph's Points-Rebounds-Assists (as of Jan 14, 2015)
All games



Opponent	Date	Score		00 MASCHMEYER	01 NEWKIRK,SH	02 BROWN,AARO	03 BOOTH,MIKE	05 ROMEO,OBI	15 MILES,ISAI	20 CASPER,BRE
FAIRLEIGH DICKINSON	11/14/14	57-58	L	3-2-2	5-5-4	9-2-0	DNP	DNP	12-14-3	DNP
at Drexel	11/17/14	52-49	W	0-0-0	7-3-2	11-4-0	DNP	DNP	5-8-0	DNP
at Gonzaga	11/19/14	42-94	L	0-2-0	2-1-1	14-1-0	0-0-0	0-3-1	2-2-0	3-1-0
VERMONT	11/22/14	68-60	W	DNP	3-3-3	13-5-0	DNP	DNP	15-3-0	DNP
LIU BROOKLYN	11/25/14	74-70	W	0-0-1	2-0-3	15-7-3	DNP	DNP	8-3-0	2-1-0
vs Western Kentucky	11/27/14	59-62	L	0-0-0	3-2-3	5-0-2	DNP	2-3-0	9-8-1	0-0-0
TEMPLE	12/03/14	58-56	W	DNP	2-5-2	7-1-0	DNP	DNP	20-9-4	DNP
at Villanova	12/06/14	46-74	L	4-1-0	0-4-3	7-7-1	0-1-0	0-1-0	0-2-0	9-9-1
LOYOLA	12/09/14	68-42	W	0-0-0	5-1-2	1-4-0	0-0-0	2-1-0	9-4-0	6-6-1
at Marist	12/20/14	75-58	W	0-0-1	9-1-3	10-5-1	0-1-0	DNP	23-3-0	2-1-0
at Denver	12/29/14	73-77	L	3-0-1	1-0-4	12-3-1	DNP	DNP	24-2-1	0-3-0
GEORGE WASHINGTON	01/03/15	60-64	L	DNP	6-2-3	7-1-0	DNP	DNP	0-4-2	2-1-0
at Duquesne	01/07/15	68-71	L	2-0-2	4-2-6	15-6-2	DNP	DNP	11-8-0	2-3-0
at VCU	01/10/15	74-89	L	0-0-0	6-3-2	14-6-3	DNP	DNP	12-2-0	3-4-2
FORDHAM	01/14/15	66-55	W	DNP	0-1-1	12-8-0	DNP	DNP	5-8-2	DNP

Opponent	Date	Score		21 THOMPSON,K	24 WILSON,CHR	25 DEMERY,JAM	34 BAUMANN,JA	40 WILLIAMS,J	43 BEMBRY,DEA
FAIRLEIGH DICKINSON	11/14/14	57-58	L	DNP	12-6-2	3-1-0	5-8-1	DNP	8-5-4
at Drexel	11/17/14	52-49	W	DNP	0-3-1	12-4-0	4-2-0	0-0-0	13-8-3
at Gonzaga	11/19/14	42-94	L	0-1-0	7-1-0	8-2-0	1-2-0	DNP	5-5-2
VERMONT	11/22/14	68-60	W	DNP	5-1-5	4-6-0	6-6-2	DNP	22-9-4
LIU BROOKLYN	11/25/14	74-70	W	DNP	13-7-4	11-5-1	6-5-0	DNP	17-11-5
vs Western Kentucky	11/27/14	59-62	L	DNP	0-2-2	6-4-2	11-4-1	DNP	23-3-1
TEMPLE	12/03/14	58-56	W	DNP	7-3-3	7-2-0	4-2-0	DNP	11-7-2
at Villanova	12/06/14	46-74	L	0-0-0	9-4-3	3-3-0	1-0-0	0-1-0	13-3-1
LOYOLA	12/09/14	68-42	W	2-0-1	13-4-4	7-6-1	2-2-1	0-2-0	21-7-1
at Marist	12/20/14	75-58	W	1-1-0	9-2-2	2-2-0	3-4-0	0-0-0	16-9-7
at Denver	12/29/14	73-77	L	DNP	3-7-2	7-3-3	3-0-0	DNP	20-8-0
GEORGE WASHINGTON	01/03/15	60-64	L	DNP	15-9-4	6-2-2	2-2-1	0-1-0	22-8-3
at Duquesne	01/07/15	68-71	L	DNP	6-7-3	10-2-0	0-2-0	DNP	18-2-4
at VCU	01/10/15	74-89	L	DNP	9-5-4	11-4-0	3-3-2	0-0-0	16-8-3
FORDHAM	01/14/15	66-55	W	DNP	23-2-2	8-5-2	5-6-0	DNP	13-8-4



Saint Joseph's Basketball
Saint Joseph's Team Game-by-Game (as of Jan 14, 2015)
All games



TEAM STATISTICS

				Total		3-Pointers		Free throws			Rebounds											
Opponent	Date	Score		fg-fga	pct	3fg-fga	pct	ft-fla	pct	off	def	tot	avg	pf	a	t/o	blk	stl	pts	avg		
FAIRLEIGH DICKINSON	11/14/14	57-58	L	22-55	.400	5-20	.250	8-14	.571	18	26	44	44.0	14	16	16	5	4	57	57.0		
at Drexel	11/17/14	52-49	W	18-51	.353	1-11	.091	15-22	.682	13	25	38	41.0	16	6	13	4	10	52	54.5		
at Gonzaga	11/19/14	42-94	L	15-58	.259	2-18	.111	10-17	.588	10	16	26	36.0	15	4	9	7	8	42	50.3		
VERMONT	11/22/14	68-60	W	21-54	.389	6-15	.400	20-29	.690	13	24	37	36.2	15	14	15	3	13	68	54.8		
LIU BROOKLYN	11/25/14	74-70	Wot	28-65	.431	6-23	.261	12-21	.571	16	25	41	37.2	15	17	10	6	3	74	58.6		
vs Western Kentucky	11/27/14	59-62	L	24-54	.444	5-16	.313	6-15	.400	13	18	31	36.2	15	12	15	3	6	59	58.7		
TEMPLE	12/03/14	58-56	W	20-56	.357	2-15	.133	16-21	.762	14	20	34	35.9	15	11	9	3	5	58	58.6		
at Villanova	12/06/14	46-74	L	18-59	.305	1-10	.100	9-21	.429	13	29	42	36.6	19	9	21	4	6	46	57.0		
LOYOLA	12/09/14	68-42	W	23-49	.469	5-13	.385	17-25	.680	7	31	38	36.8	17	11	8	5	7	68	58.2		
at Marist	12/20/14	75-58	W	28-50	.560	7-18	.389	12-19	.632	7	22	29	36.0	21	14	11	3	6	75	59.9		
at Denver	12/29/14	73-77	Lot	24-46	.522	6-17	.353	19-26	.731	8	21	29	35.4	16	12	14	4	5	73	61.1		
GEORGE WASHINGTON	01/03/15	60-64	L	23-55	.418	5-17	.294	9-16	.563	8	23	31	35.0	21	15	8	2	7	60	61.0		
at Duquesne	01/07/15	68-71	L	28-68	.412	7-29	.241	5-7	.714	13	22	35	35.0	13	17	7	5	6	68	61.5		
at VCU	01/10/15	74-89	L	25-51	.490	5-11	.455	19-34	.559	11	29	40	35.4	18	16	20	6	6	74	62.4		
FORDHAM	01/14/15	66-55	W	20-51	.392	7-24	.292	19-22	.864	15	27	42	35.8	15	11	16	3	4	66	62.7		
Saint Joseph's		940		337-822	.410	70-257	.272	196-309	.634	179	358	537	35.8	245	185	192	63	96	940	62.7		
Opponents		979		360-833	.432	103-279	.369	156-243	.642	161	359	520	34.7	280	199	191	51	93	979	65.3		

Games played: 15
Points/game: 62.7
FG Pct: 41.0
3FG Pct: 27.2
FT Pct: 63.4

Rebounds/game: 35.8
Assists/game: 12.3
Turnovers/game: 12.8
Assist/turnover ratio: 1.0
Steals/game: 6.4
Blocks/game: 4.2