

SAINT JOSEPH'S  
**HAWKS**

# SAINT JOSEPH'S UNIVERSITY

## 2014 ATLANTIC 10 CHAMPIONSHIP NOTES



RICHMOND, VA • MARCH 5-8

**WOMEN'S CHAMPIONSHIP**  
**2014**

Contact: Jack Jumper • Cell Phone: 610-660-3389 • Email: jjumper@sju.edu

**2013-14 SCHEDULE/RESULTS**

Overall: 21-8; Atlantic 10: 10-6; Big 4-0

**NOVEMBER**

Fri. 8 **MOUNT ST. MARY'S - WNIT** W, 85-57  
 Sun. 10 at LSU - WNIT L, 80-64  
 Fri. 15 at Wichita State - WNIT W, 81-73 OT  
 Wed. 20 **DREXEL** W, 70-52  
 Sat. 23 **LIBERTY** W, 77-65  
 Tues. 26 at Princeton W, 74-65

**DECEMBER**

Sun. 1 at Quinnipiac W, 84-69  
 Wed. 4 at Temple # W, 73-53  
 Sat. 7 at Villanova # W, 63-60  
 Tues. 10 **HOFSTRA** W, 73-60  
 Sat. 21 at Syracuse L, 64-62  
 Sun. 29 at Florida Gulf Coast W, 76-64

**JANUARY**

Thurs. 2 at Richmond \* W, 85-80  
 Sun. 5 **GEORGE WASHINGTON** L, 74-67  
 Wed. 8 **RHODE ISLAND \*** W, 72-35  
 Sun. 12 at VCU \* L, 73-69  
 Fri. 17 **PENN #** W, 60-52  
 Sun. 19 at La Salle #\* W, 64-52  
 Wed. 22 at George Washington \* W, 75-69  
 Sun. 26 **DAYTON \*** W, 75-63  
 Wed. 29 **SAINT LOUIS \*** L, 69-65

**FEBRUARY**

Sat. 1 **VCU \*** W, 70-51  
 Wed. 5 at St. Bonaventure \* L, 73-67  
 Wed. 12 **LA SALLE \*** W, 76-63  
 Sat. 15 at George Mason \* W, 89-75  
 Tues. 18 **DUQUESNE (CBSSN) \*** W, 61-59  
 Sun. 23 at Dayton (ESPNU) \* L, 82-56  
 Thurs. 27 at Massachusetts \* W, 85-51

**MARCH**

Sun. 2 **FORDHAM \*** L, 58-53  
 Thurs. 6 vs. George Mason/Massachusetts + 2:30  
 Fri. 7 vs. George Washington + 2:30  
 Sat. 8 Atlantic 10 Semifinals + 11:00 a.m.  
 Sun. 9 Atlantic 10 Championship + 11:00 a.m.

Home games in **BOLD CAPS** at Hagan Arena;  
 All game times are EST and subject to change  
 \* Atlantic 10 Conference Game  
 # - Philadelphia Big 5 Game  
 + at The Richmond Coliseum (Richmond, Va.)

**5TH SEED SAINT JOSEPH'S UNIVERSITY HAWKS (21-8)**

at  
**2014 Atlantic 10 Championship**

Games #30-33 • March 6-9, 2014  
 Richmond Coliseum • Richmond, Va.

**GAME DAY AT A GLANCE**

**Arena** Hagan Arena (11,992)  
**Live Streaming** Atlantic 10 Network (Opening Round, Quarterfinals)  
**Television** CBS Sports Network (Semifinals); ESPNU (Championship Game)  
**Championship Record** 41-28 (31 Appearances)

**GAME STORIES . . .**

- Saint Joseph's begin the 2014 Atlantic 10 Championship as the fifth seed after going 10-6 in conference play.
- The Hawks and Duquesne finished tied, but Saint Joseph's earned the higher seed as it won the regular season meeting, 61-59, on February 18 at Hagan Arena.
- This year marks the fifth time the Hawks have earned the fifth seed in the Atlantic 10 Championship. Saint Joseph's previously earned the fifth seed in 2006, 2007, 2010 and 2012, advancing to the semifinals in 2006 and 2012, and the title game in 2007.
- Saint Joseph's enters this year's conference tournament as the reigning A-10 champs.
- The Hawks went 3-0 last year as the fourth seed, topping Duquesne and Dayton, before besting Fordham, 47-46, in the A-10 Championship game at the Barclays Center.
- Saint Joseph's will face either 12th seed George Mason or 13th seed Massachusetts on Thursday at 2:30 p.m. in the Opening Round.
- The Hawks topped the Patriots (89-75 on Feb. 15) and Massachusetts (85-51 on Feb. 27) this season, with SJU 5-1 all-time versus George Mason and 46-9 against UMass.
- Should Saint Joseph's win on Thursday it will face fourth seed George Washington at 2:30 p.m. on Friday in the Quarterfinals. The Hawks and Colonials split their two games this year, with each collecting road wins.
- Advancing to the Semifinals, the Hawks will play at 11 a.m. on Saturday, with the game being televised on the CBS Sports Network.
- The 2014 Atlantic 10 Championship Game will air on ESPNU at 11 a.m. on Sunday.

**HAWKS AT A GLANCE**

**PROBABLE STARTERS**

No.	Pos.	Player	Yr.	Ht.	PPG	RPG	APG	MPG	Notes
3	G	Erin Shields	Sr.	5-6	15.1	3.3	3.3	34.2	Atlantic 10 All-Conference Second Team
4	G	Natasha Cloud	Jr.	6-0	11.7	6.6	7.9	34.9	Atlantic 10 Defensive Player of the Year
13	F	Ashley Robinson	R-Jr.	6-2	5.6	5.2	0.7	21.8	Second among SJU post players in rebounding
21	G	Ciara Andrews	So.	5-9	9.2	2.4	1.0	20.0	Averaging a career-high in points and rebounds this year
41	F	Sarah Fairbanks	So.	6-1	12.7	5.9	0.9	27.1	Lead SJU in blocked shots and field goal percentage (.511)

**THE BENCH**

1	F	Ilze Gotfrida	Sr.	6-0	8.3	5.2	1.5	23.8	Averaging a career-high in points this season
2	G	Mackenzie Rule	Fr.	5-6	0.0	0.3	0.3	2.3	Played in three games
11	F	Lisanne de Jonge	Fr.	5-11	1.2	1.4	0.3	8.6	Appeared in 26 games, most among SJU newcomers
15	G	Kathleen Fitzpatrick	Fr.	5-9	2.2	0.5	0.4	5.2	Leads SJU rookies in scoring and three-pointers (7)
20	G	Geena Gomez	Fr.	5-8	1.1	0.5	0.6	4.9	Appeared in 22 games, with one start
22	F	Jessica Pongonis	Fr.	6-1	1.9	1.6	0.4	9.0	Leads all SJU rookies in minutes per game
23	G	Jordan Strode	So.	5-8	3.0	3.0	0.0	10.0	Out - Knee
34	F	Kelsey Berger	Sr.	5-11	6.1	2.4	0.6	23.8	Played in all 29 games, making 17 starts
	F	Amanda Fioravanti	Fr.	6-1	1.5	1.1	0.1	4.0	Will sit out season after transferring from Virginia



# 2013-14 SAINT JOSEPH'S BASKETBALL NOTES - PAGE 2

## SAINT JOSEPH'S' ROSTER

No.	Name	Yr.	Pos.	Ht.	Hometown	High School/Last School
1	Ilze Gotfrida	Sr.	F	6-0	Dobele, Latvia	Rigas Secondary School No. 49
2	Mackenzie Rule	Fr.	G	5-6	West Chester, Pa.	Cardinal O'Hara
3	Erin Shields	Sr.	G	5-6	Drexel Hill, Pa.	Archbishop Carroll
4	Natasha Cloud	Jr.	G	6-0	Broomall, Pa.	Cardinal O'Hara/Maryland
11	Lisanne de Jonge	Fr.	F	5-11	Nijmegen, Netherlands	Luzac College
13	Ashley Robinson	R-Jr.	F	6-2	Warrington, Pa.	Archbishop Wood
15	Kathleen Fitzpatrick	Fr.	G	5-9	Drexel Hill, Pa.	Academy of Notre Dame de Namur
20	Geena Gomez	Fr.	G	5-8	Huntington Beach, Calif.	Edison
21	Ciara Andrews	So.	G	5-9	Glenside, Pa.	Cheltenham
22	Jessica Pongonis	Fr.	F	6-1	Fishers, Ind.	Hamilton Southeaster
23	Jordan Strode	So.	G	5-8	Harrisburg, N.C.	Hickory Ridge
34	Kelsey Berger	Sr.	F	5-11	Mentor, Ohio	Mentor/Air Force
41	Sarah Fairbanks	So.	F	6-1	Elizabethtown, Pa.	Elizabethtown Area
	Amanda Fioravanti	Fr.	F	6-1	Frederick, Md.	Our Lady of Good Counsel/Virginia

**Head Coach:** Cindy Griffin (Saint Joseph's '91, '93) - 13th year  
**Associate Head Coach:** Susan Moran (Saint Joseph's '02) - 11th year  
**Assistant Coaches:** Stephanie McCaffrey (Saint Joseph's '04) - 7th year, Jada Pierce (West Chester '97) - 2nd year  
**Director of Basketball Operations:** Katie Gardler (Saint Joseph's '92) - 4th year  
**Graduate Assistant:** Chris Koclanes (Old Dominion '10) - 1st year

## PRONUNCIATION GUIDE

**ILZE GOTFRIDA** . . .ILL-zuh got-FREE-duh  
**CIARA Andrews** . . . . .SEE-air-uh  
**Kelsey BERGER** . . . . .Burger  
**Jessica PONGONIS** . . . . .pon-GO-niss  
**LISANNE DE JONGE**  
. . . . .LEEZ-ann dee YON-guh



## ATLANTIC 10 CHAMPIONSHIP HISTORY

**All-Time Record:** 41-28 (31 Appearances)  
**Atlantic 10 Championships:** 3 (1997, 1999, 2013)  
**Last Year:** 3-0  
**Last Game:** W, 47-46, vs. #3 Fordham, 3/16/13 (Atlantic 10 Championship Game)  
**Last Saint Joseph's Win:** Same  
**Current Saint Joseph's Streak:** W-3  
**Coach Griffin at A-10s:** 18-11

## YEAR-BY-YEAR ATLANTIC 10 CHAMPIONSHIP RESULTS

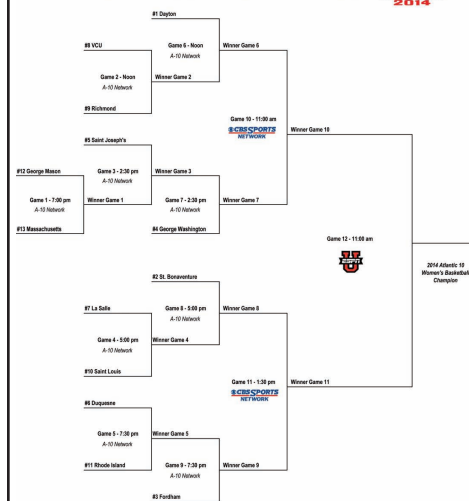
Year	Champion	Runner-Up	Third Place	Fourth Place
1983	Saint Joseph's 66	Saint Joseph's 72	Rhode Island 57	Saint Joseph's 73
1984	Saint Joseph's 70	Saint Joseph's 74	George Washington 67	Saint Joseph's 70
1985	Duquesne 48	Massachusetts 76	Saint Joseph's 63	Saint Joseph's 56
1986	Rhode Island 65	Saint Joseph's 65	Rhode Island 62	Saint Joseph's 54
1987	George Washington 60	Saint Joseph's 84	Dayton 73	Saint Joseph's 53
1988	Massachusetts 43	Saint Joseph's 61	Fordham 43	Saint Joseph's 68
1989	Massachusetts 48	Saint Joseph's 71	Duquesne 54	Saint Joseph's 76
1990	Duquesne 53	Saint Joseph's 87	George Washington 56	Saint Joseph's 57
1991	George Washington 51	Dayton 71	Xavier 73	Xavier 65
1992	Rhode Island 48	Saint Joseph's 66	Dayton 61	Saint Joseph's 51
1993	Saint Joseph's 72	Saint Joseph's 74	Dayton 61	Saint Joseph's 51
1994	Saint Joseph's 71	Saint Joseph's 64	Saint Joseph's 62	Saint Joseph's 51
1995	Saint Joseph's 71	Saint Joseph's 62	Saint Joseph's 54	Saint Joseph's 51
1996	Saint Joseph's 71	Saint Joseph's 62	Saint Joseph's 54	Saint Joseph's 51
1997	Saint Joseph's 71	Saint Joseph's 62	Saint Joseph's 54	Saint Joseph's 51
1998	Saint Joseph's 71	Saint Joseph's 62	Saint Joseph's 54	Saint Joseph's 51
1999	Saint Joseph's 71	Saint Joseph's 62	Saint Joseph's 54	Saint Joseph's 51
2000	Saint Joseph's 71	Saint Joseph's 62	Saint Joseph's 54	Saint Joseph's 51
2001	Saint Joseph's 71	Saint Joseph's 62	Saint Joseph's 54	Saint Joseph's 51
2002	Saint Joseph's 71	Saint Joseph's 62	Saint Joseph's 54	Saint Joseph's 51
2003	Saint Joseph's 71	Saint Joseph's 62	Saint Joseph's 54	Saint Joseph's 51
2004	Saint Joseph's 71	Saint Joseph's 62	Saint Joseph's 54	Saint Joseph's 51
2005	Saint Joseph's 71	Saint Joseph's 62	Saint Joseph's 54	Saint Joseph's 51
2006	Saint Joseph's 71	Saint Joseph's 62	Saint Joseph's 54	Saint Joseph's 51
2007	Saint Joseph's 71	Saint Joseph's 62	Saint Joseph's 54	Saint Joseph's 51
2008	Saint Joseph's 71	Saint Joseph's 62	Saint Joseph's 54	Saint Joseph's 51
2009	Saint Joseph's 71	Saint Joseph's 62	Saint Joseph's 54	Saint Joseph's 51
2010	Saint Joseph's 71	Saint Joseph's 62	Saint Joseph's 54	Saint Joseph's 51
2011	Saint Joseph's 71	Saint Joseph's 62	Saint Joseph's 54	Saint Joseph's 51
2012	Saint Joseph's 71	Saint Joseph's 62	Saint Joseph's 54	Saint Joseph's 51
2013	Saint Joseph's 71	Saint Joseph's 62	Saint Joseph's 54	Saint Joseph's 51

## 2013-14 A-10 Standings

Team	A-10	OVERALL
1. Dayton	14 - 2	21 - 6
2. St. Bonaventure	11 - 5	22 - 9
3. Fordham	11 - 5	22 - 7
4. George Washington	11 - 5	20 - 9
5. Saint Joseph's	10 - 6	21 - 8
6. Duquesne	10 - 6	18 - 11
7. La Salle	9 - 7	14 - 14
8. VCU	9 - 7	21 - 8
9. Richmond	8 - 8	14 - 15
10. Saint Louis	7 - 9	12 - 17
11. Rhode Island	2 - 14	7 - 22
12. George Mason	1 - 15	7 - 22
13. Massachusetts	1 - 15	4 - 26

## 2014 Atlantic 10 Women's Basketball Championship

March 5-9, 2014 - Richmond Coliseum - Richmond, VA





**CLOUD GARNERS ATLANTIC 10 AWARDS**

Saint Joseph's junior guard **Natasha Cloud** was named Atlantic 10 Women's Basketball Defensive Player of the Year, conference officials announced on Tuesday. Cloud, who headlined the A-10 All-Defensive Team, also was selected to the A-10 All-Conference Second Team.

**SHIELDS EARNS PAIR OF ATLANTIC 10 HONORS**

One of the top student-athletes on the court and in the classroom, senior guard **Erin Shields** was named to the Atlantic 10 All-Conference Second Team and to the All-Academic Team, conference officials announced on Tuesday. Cloud, who headlined the A-10 All-Defensive Team, also was selected to the A-10 All-Conference Second Team. Leading the team in scoring (15.1 ppg) and tops in the A-10 in three-pointers (83), Shields is the 18th Hawk to earn multiple All-Conference honors (third team last season), and just the fifth to earn multiple All-Academic Team honors.

**SHIELDS SET TO BREAK CAREER GAMES PLAYED RECORD**

Senior guard Erin Shields enters the 2014 Atlantic 10 Championship poised to break the Saint Joseph's record for career games played. Entering Thursday's game having played all 126 straight games dating back to her freshman campaign. Once on the floor, Shields will tie the all-time games played record of 127 that is currently held by her former teammates, Michelle Baker (2008-12) and Ashley Prim (2009-13).

**SJU TO PLAY FIRST NEUTRAL COURT GAMES THIS YEAR**

Having played 29 games so far this season, the Hawks have yet to play a game on a neutral floor ahead of this week's Atlantic 10 Championship. Saint Joseph's finished the regular season 10-3 at home and 11-5 on the road.

**FORMER HAWK HODGES TO BE HONORED AS A-10 LEGEND**

Former Hawk great Dale Hodges was named to represent the Hawks as Atlantic 10 Conference Legends for 2014. Hodges, who was named an All-American as a senior in 1989-90, will be honored this Friday in a ceremony ahead of the noon game.

**SHIELDS AND CLOUD AMONG ALL-TIME ASSIST LEADERS**

The pair of junior guard Natasha Cloud and senior guard Erin Shields have formed arguably one of the most unselfish backcourts in Hawk history. In under two seasons, Cloud has climbed to ninth all-time in assists (362), while Shields is just behind her tied for 10th alongside her aunt, Ellen Shields.

**ANDREWS ADDING OFFENSIVE PUNCH**

A key reserve this season, sophomore guard **Ciara Andrews** has proven to be a major piece to the Hawks' puzzle in 2013-14. Averaging 20.0 minutes per game Andrews has already surpassed almost all her statistical totals from a season ago, while averaging 15.8 points per game over the final four games of the season. Below is a comparison of Andrews' two seasons.

	2012-13	2013-14
Points	20	266
Rebounds	7	71
Assists	1	28
Steals	4	26
Minutes	45	579
Field Goals / Attempts	8/19	91/220
3-PT Field Goals / Attempts	0/1	10/32
Free Throws / Attempts	4/10	74/84

**SAINT JOSEPH'S STATISTICAL COMPARISON**

	Overall	Atlantic 10
Record	21-8	10-6
Home Record	10-3	5-3
Away Record	11-5	5-3
Neutral Record	0-0	0-0
Points Per Game	71.4	70.6
Opponent Points Per Game	63.5	64.2
Scoring Differential	+7.9	+6.4
Field Goal Percentage	.431	.421
Opponent Field Goal Percentage	.382	.382
3-Pt. Field Goals Made Per Game	5.0	4.8
3-Pt. Field Goal Percentage	.348	.347
Opponent 3-Pt. Field Goal Percentage	.288	.311
Free Throws Made Per Game	14.3	13.4
Free Throw Percentage	.809	.802
Rebounds Per Game	37.4	38.9
Opponent Rebounds Per Game	38.8	39.9
Rebounding Differential	-1.4	-1.0
Assists Per Game	16.4	16.9
Turnovers Per Game	12.3	11.8
Opponent Turnovers Per Game	15.0	14.1
Turnover Margin	+2.7	+2.3
Assist/Turnover Ratio	1.3	1.4
Steals Per Game	6.9	5.3
Blocks Per Game	3.1	2.9

**INJURY REPORT**

Sophomore guard **Jordan Strode** (knee) is out for the A-10 Championships.

**CLOUD NEARING SINGLE-SEASON ASSISTS RECORD**

Junior guard **Natasha Cloud** enters the Atlantic 10 Championship tied for third in Saint Joseph's single season history for assists. Tied with Angela Zampella (2000-01), Cloud has more assists this year (220) than three teams in the nation (Wofford-213, Morgan St.-202 and Alcorn St.-171).

**FAIRBANKS' STRONG START SOPHOMORE CAMPAIGN**

What a difference a season makes for sophomore forward **Sarah Fairbanks**. Earning playing time as a reserve last season, she tallied 49 points and grabbed 60 rebounds over 27 contests. Starting 22 games, Fairbanks blossomed this season having scored more than seven times her output of last year with 364 points as she leads posts in scoring. Also leading the posts in rebounds (172), she tops the team in blocked shots (34), is shooting 51.1 percent overall.

**ROBINSON MAKING AN IMPACT**

After missing the first eight games of the season recovering from a shoulder injury, redshirt junior forward **Ashley Robinson** quickly picked up from where she left off last year. Averaging 5.6 points per game, Robinson has been a major contributor on the boards, grabbing 5.2 per game. She also posted her second and third career double-double (16 points and 10 rebounds against George Washington; 14 points and 11 rebounds at George Mason) and has set new career-highs in rebounds (11 at VCU and George Mason) and blocks (four versus Penn).





TRIO OF HAWKS SERVING AS CAPTAINS IN 2013-14

Senior Erin Shields, redshirt junior Ashley Robinson and junior Natasha Cloud are serving as team captains this season. Shields is serving as a team captain for the second straight year, while Robinson and Cloud are captains for the first time this season.

TRIO OF HAWKS SERVING AS CAPTAINS IN 2013-14

Saint Joseph's has taken advantage of its trips to the free throw line this season, hitting 414-of-512 for 80.9 percent to lead all Division I teams. Additionally, senior Erin Shields leads the A-10 and is fourth nationally in free throw percentage (94.9 percent), while sophomore guard Ciara Andrews is currently third in the A-10 and 16th nationally at 88.1 percent. Additionally, Shields is the all-time leader in free throw percentage, converting 91.0 percent (191-of-210) for her career.

CLOUD NAMED A LIEBERMAN AWARD FINALIST

Saint Joseph's junior guard Natasha Cloud has been named one of 22 finalists for the 2014 Nancy Lieberman Award for top point guard in the nation. The 6-foot-guard currently leads the conference and is second nationally in assists per game (7.9), ranks first in the A-10 in assists-to-turnover ratio (2.4), sixth in minutes per game (34.9) and is averaging a career-high 11.7 points per contest.

THE HAWK



The Saint Joseph's Hawk mascot has been flapping its wings for more than a half a century.

One of the most famous mascots in college sports, The Hawk is best known for staying in constant motion by flapping its wings throughout every basketball game and representing the Saint Joseph's motto, "The Hawk Will Never Die."

Saint Joseph's athletic teams have been recognized with the nickname "Hawks" since 1929. At that time, the school's yearbook editor initiated a contest among the student body for a symbol. More than 100 submissions were narrowed, with "Hawks" winning out over "Grenadiers" by a slim margin. The

name was appropriate because it typified "the fighting spirit of our crimson and gray athletes and it is suggestive of the aerial attack which has made our football team famous." Football, ironically, was discontinued at SJU following the 1939 season.

The idea for The Hawk as a mascot was originated by Jim Brennan during the 1954-55 season. Brennan, an ex-Marine and SJU cheerleader, at first wanted to secure an actual hawk, but later switched to the costume idea. The student government raised the \$120 needed to buy the initial costume, which Brennan donned for three years. He made his debut as The Hawk on January 4, 1956, a 69-56 win over La Salle at The Palestra. The Hawk, who was present at most women's basketball games, became a mainstay in 1989. Since then, 12 SJU students have donned the costume, with Brian Lafferty serving as the Hawk this season.

The Hawk mascot has garnered numerous accolades in its 57-year history. It has been selected as the nation's top mascot by The Sporting News, Sports Illustrated, Sports Illustrated for Kids, Street & Smith's Basketball Yearbook and ESPN College Basketball magazine and was a nominee for the 2008 Mascot Hall of Fame.

HAWKS WIN 2013-14 BIG 5 TITLE

Saint Joseph's claimed its 16th Big 5 title, and first since 2008-09, with a 64-52 win at La Salle on January 19. The Hawks capped an undefeated season in the City Series to claim their first outright title since 2000-01. Additionally, SJU also topped Drexel, 70-52, on November 20, to complete a perfect season against all five Philadelphia schools.

SHIELDS AMONG TOP MOTHER-DAUGHTER COMBOS

Senior Erin Shields and her mother, Renie (1978-82) have combined to form one of the best mother-daughter duos in any school history. Among mothers and daughters to have played at the same school, the Shields currently are second all-time in scoring with 2,222 combined points (932 for Renie, 1,290 for Erin), trailing Pittsburgh's Jennifer Bruce (Scott) and daughter Shayla (3,291 points). The Shields additionally have combined for 832 assists

SHIELDS NEARING THREE-POINT RECORDS

Senior guard Erin Shields has established as one of the top three-point shooters in Saint Joseph's history. The Hawks returning leader in three pointers, she is currently second all-time in three-pointer made (243) and attempts (648) and tied for fifth in three-point percentage (.375). Her 83 three-pointers this year are eight shy of the record of 91 set by Kristen Sullivan in 1995-96, while overall she is 13 shy of Amra Mehmedic's record of 256.

GRIFFIN SECOND ALL-TIME IN WINS AT HAWK HILL

Now in her 13th season at her alma mater, Cindy Griffin is second all-time in team history in victories, posting a 244-164 mark to date. Griffin, who has led SJU to a record nine postseason appearances, trails only Women's Basketball Hall of Famer Jim Foster (248) in career wins.

GOTFRIDA AMONGST SJU'S MOST EFFICIENT SCORERS

Senior forward Ilze Gotfrida has proven to be one of the more efficient scorers in Saint Joseph's history. A career 48.5 percent shooter from the floor (283-of-583), she is currently on pace to finish among the all-time leaders in efficiency in SJU history, while averaging a career-best 8.3 points per game this year.

HAWKS POST DOUBLE-DIGIT WINS AT HOME AND ON ROAD

This year's SJU squad became just the fourth team in program history to win 10 games at home and on the road, joining the 1977-78, 1986-87 and 1999-00 teams.

START ME UP

Through 14 games, the Hawks were consistent in its starting lineup, with the same five players opening the game every contest to date. Saint Joseph's suited up seniors Kelsey Berger, Ilze Gotfrida and Erin Shields, junior Natasha Cloud and sophomore Sarah Fairbanks. The past eight games though, sophomore guard Ciara Andrews has garnered starts, with freshman Geena Gomez earning her first start of the season at VCU and redshirt junior Ashley Robinson starting versus Penn.

Starters	SJU Record
Berger, Cloud, Fairbanks, Gotfrida, Shields	11-3
Andrews, Berger, Fairbanks, Gotfrida, Shields	1-0
Andrews, Cloud, Fairbanks, Gomez, Gotfrida	0-1
Andrews, Cloud, Gotfrida, Robinson, Shields	5-1
Berger, Cloud, Fairbanks, Robinson, Shields	1-0
Andrews, Cloud, Fairbanks, Robinson, Shields	2-2
Berger, Cloud, Gotfrida, Robinson, Shields	0-1





## BEATING THE BEST

The Hawks posted three straight wins against teams that won their league last year. Liberty was the reigning Big South champs, while the Princeton captured the Ivy League title last year and Quinnipiac won the NEC. Additionally, the Hawks topped Florida Gulf Coast, who won the Atlantic Sun regular season title a year ago, but lost in the conference tournament.

## HAWKS LOOKING FOR FIFTH STRAIGHT POSTSEASON BID

Saint Joseph's is coming off its fourth consecutive postseason appearance, earning the Atlantic 10's automatic bid for the NCAA Tournament last season. Saint Joseph's, which earned Postseason WNIT bids from 2009-10 to 2011-12, is currently tied for its second-longest postseason appearance streak. The Hawks previously made four straight appearances from 1975-79 and 1996-2000. Saint Joseph's longest consecutive postseason appearance streak is six seasons, from 1984-85 to 1989-90.

## CLOUD AND SHIELDS AMONG NATION'S ELITE

The pairing of senior **Erin Shields** and junior **Natasha Cloud** comprise one of the top backcourts in both the Atlantic 10 and nationally. Currently, the two are averaging a combined 26.8 points and 11.2 assists per game to go with 34.5 minutes per contest.

## SJU COLLECTS DONATIONS FOR CLOUD FAMILY FUND

Saint Joseph's collected donations at its game against George Washington to help support the family of junior **Natasha Cloud**. On the evening of December 18, Cloud's family home was destroyed by a fire. Fortunately everyone home at the time escaped without injury, however all the contents of the home were lost. With an outpouring of inquiries about how to help, SJU, in conjunction with the office of Community and Government Relations, collected donations for a fund set up to assist the Cloud family in purchasing food, clothing and other essential items. The Hawks graciously thank all those who donated to the Cloud Family Fund.

## SHIELDS REACHES 1,000 POINT PLATEAU

Senior guard **Erin Shields** became the 22nd player in SJU history to reach 1,000 career points in the Hawks' win over Hofstra on December 10. Shields has tallied 1,212 points (11th all-time) over 122 games, averaging 10.3 points per game for her career. Additionally, Shields passed her mother, Renie (932 points), on SJU's all-time scoring list with a three-pointer at 10:22 mark of the first half in the Hawks' victory at Princeton on November 26 and passed her sister Kerri, who scored 1,067 at Boston College from 2009-13, for family bragging rights with a half-court buzzer beater to end the first period against George Washington.

## THE HAWK AT WING BOWL

An annual Philadelphia tradition, Wing Bowl, had a Saint Joseph's flair this year as **Brian Lafferty**, The Hawk, qualified for this year's eating competition. Lafferty, in his first season as the SJU mascot for the women's team, qualified for Wing Bowl 22 by eating 30 Oreos and a drinking a half gallon of milk in 6 minutes 50 seconds. Wing Bowl 22 was held January 31 at the Wells Fargo Center.

## HAWK HILL ADVANTAGE

Saint Joseph's has always had a reputation of playing well at home. Over 41 seasons, the Hawks have boasted a 390-138 mark at Hawk Hill, including a 58-21 record at Hagan Arena. Last year, SJU went just 4-3 at home against nonconference opponents, but finished with a 12-4 home record overall.

## HAWKS AMONG NCAA LEADERS

Below is a the breakdown of the most recent (3/3) national rankings for this year's Hawks.

<b>Team</b>	Scoring Offense	71.4	93rd
	Scoring Margin	7.9	67th
	Field Goal Percentage	.431	60th
	Three-Point FG Percentage	.348	53rd
	Three-Point FG Defense	.288	55th
	Free Throw Percentage	.809	1st
	Assists Per Game	16.4	26th
	Turnovers Per Game	12.3	9th
	Assist-to Turnover Ratio	1.33	10th
	Turnover Margin	2.66	57th
<b>Ciara Andrews</b>	FT Percentage	.881	16th
<b>Natasha Cloud</b>	Assists	7.9 apg	2nd
	Assist/TO Ratio	2.44	26th
	Steals	2.0 spg	115th
<b>Sarah Fairbanks</b>	FT Percentage	.784	175th
	Blocks Per Game	1.17	177th
<b>Erin Shields</b>	Scoring	15.1 ppg	216th
	FT Percentage	.949	4th
	3PT FG Percentage	.403	40th
	3PT FG Per Game	2.86	27th
	Assist/TO Ratio	1.76	91st

## HAWKS AMONG ATLANTIC 10 LEADERS

Below is a the breakdown of the most recent Atlantic 10 rankings for this year's Hawks.

<b>Ciara Andrews</b>	FT Percentage	.881	3rd
<b>Natasha Cloud</b>	Assists	7.9 apg	1st
	Assist/TO Ratio	2.4	1st
	Steals	2.0 spg	T-2nd
	Rebounding	6.6 rpg	15th
	Defensive Rebounding	5.7 drpg	5th
	Minutes Per Game	34.9	6th
<b>Sarah Fairbanks</b>	FG Percentage	.511	4th
	FT Percentage	.784	15th
	Blocked Shots	1.2 bpg	4th
<b>Erin Shields</b>	Scoring	15.1 ppg	7th
	FG Percentage	.423	15th
	FT Percentage	.949	1st
	3PT FG Percentage	.403	3rd
	3PT FG Per Game	2.9	1st
	Assists	3.3 apg	T-11th
	Assist/TO Ratio	1.8	4th
	Minutes Per Game	34.2	8th



## HAWKS EXCEL IN NONCONFERENCE PLAY

Saint Joseph's has posted a winning record in nonconference play the past four seasons, including a 11-2 mark this year. The Hawks, who went 9-5 in nonconference games last year, have posted a combined 40-15 record during the nonconference portion of its schedule the last four years.

## FOREIGN-BORN HAWKS

Saint Joseph's entered the season with two foreign-born players, making it the fifth straight year the Hawks have had multiple players from outside the United States. Freshman forward **Lisanne de Jonge** is the 15th foreign-born student-athlete to play for Saint Joseph's, joining senior **Ilze Gotfrida**. Below is a list of SJU's all-time roster of foreign-born players.

Years	Player	Country
1986-89	Alix Burns	England
1994-97	Megan Compain	New Zealand
1997-00	Jana Lichnerova	Slovakia
1997-00	Barbora Kuklova	Slovakia
1999-02	Susan Moran	Ireland
2001-04	Irina Krasnoshiok	Moldova
2001-04	Amra Mehmedic	Bosnia-Herzegovina
2003-07	Whitney Ffrench	Canada
2005-07	Zoya Pavlovskaya	Russia
2008-10	Mariame Djouara	Ivory Coast
2010-12	Samira van Grinsven	Netherlands
2009-13	Mireia Vila	Spain
<b>2010-Present</b>	<b>Ilze Gotfrida</b>	<b>Latvia</b>
2011-13	Chatilla van Grinsven	Netherlands
<b>2013-Present</b>	<b>Lisanne de Jonge</b>	<b>Netherlands</b>

## HAWKS ADD TRANSFER AMANDA FIORAVANTI

Saint Joseph's announced freshman forward **Amanda Fioravanti** has transferred to the Hawk Hill for the Spring semester. Named the 2012-13 Gatorade Player of the Year for Maryland, Fioravanti comes to SJU after playing at the University of Virginia the first semester of this season. While with the Cavaliers, Fioravanti averaged 1.5 points and 1.1 rebounds per game over eight games. Named an 2012-13 All-American by Parade Magazine as a senior at Our Lady of Good Counsel High School, she will sit out a full academic year before playing for SJU per NCAA transfer regulations.

## FOUR MORE HAWKS IN THE PROS

Saint Joseph's senior class was a remarkable one, joining only five other classes to make a postseason bid each year. On top of that, and leading the Hawks to the Atlantic 10 title for the first time since 1999, all four seniors - Ashley Prim, Shelby Smith, Chatilla van Grinsven and Mireia Vila - all have gone on to play professionally. Prim is currently playing in Puerto Rico, while Smith is competing in Ireland. van Grinsven, who earned a training camp invite from the WNBA's Connecticut Sun, is playing for Bourges Basket in France, while Vila is competing in her home country of Spain.

## HAWKS FINISH WITH 2-1 MARK IN PRESEASON WNIT

Playing in the Preseason WNIT for the second time in team history, Saint Joseph's began the season with a 2-1 mark as it posted wins against Mount St. Mary's (85-57) and Wichita State (81-73, OT) with a loss at #15/17 LSU (80-64). The Hawks won their opening game against Mount St. Mary's and earned a Quarterfinal matchup at LSU. Despite a hard-fought effort, SJU lost to the Tigers, setting up a Consolation Third Round game versus the Shockers. The Hawks would cap the tournament with a thrilling 81-73 overtime win at Wichita State as SJU came back from down 16 points in the second half.

## MEDIA INFORMATION

### MEDIA CREDENTIALS

Credentials for media covering Saint Joseph's at Hagan Arena in 2013-14 should be made at least 24 hours in advance by contacting Jack Jumper at (610) 660-3389, by fax at (610) 660-1724, or by email (jjumper@sju.edu).

### PHOTO CREDENTIALS

All photographers attending Saint Joseph's home basketball games must be credentialed. Requests for credentials should be made in at least 24 hours in advance to Jack Jumper. Due to space demands, access to freelance photographers is limited.

### RADIO POLICY

Radio stations designated as the primary visiting outlet can have access to phone lines at a cost of \$100 per line per game. (\$200 for ISDN), unless a reciprocal usage agreement exists. Visiting radio stations wishing to broadcast the game should contact Jack Jumper at (610) 660-3389 or by email (jjumper@sju.edu) to arrange phone lines.

### PRESS ROW

Only accredited members of the media and accredited scouts will be issued credentials to cover Saint Joseph's basketball, and only those with passes will be permitted to sit in press seating. Members of the media are reminded that press row is a working area and cheering for either team will not be tolerated.

### MEDIA SERVICES

Saint Joseph's and opponent's game notes, statistics, Atlantic 10 Conference notes and statistics and game programs will be available to working members of the media. Halftime statistics will be available in the media room and will also be distributed on press row. Final statistics will be distributed in the media room following completion of the game. Fax service is available. Complete Saint Joseph's game notes will be available the day before the game on the website, [www.sjuhawks.com](http://www.sjuhawks.com).

### POST-GAME

SJU head coach Cindy Griffin and select student-athletes will be available in the interview room following a post-game cooling off period. Neither lockerroom will be open to the media.

## SAINT JOSEPH'S ONLINE

The Hawks' women's basketball program maintains a strong presence on the internet via the official website of Saint Joseph's Athletics, [SJUHawks.com](http://SJUHawks.com), and various social media platforms.

[SJUHawks.com](http://SJUHawks.com), your one-stop shop for all things Hawk athletics, contains updated statistics, game notes, and in-game live stats for all Saint Joseph's home games and selected road games. Through Hawks All-Access, fans can follow every home game via live streaming audio, as well as most home games through the premier streaming video broadcast in the Atlantic 10. All road games are covered with streaming audio, with streaming video available for selected contests.

The site will also host audio podcasts and video segments featuring the men's basketball team throughout the season.

The Hawks can also be found on Facebook, Twitter and YouTube. Through SJU's social media outlets, you can receive breaking news updates, connect with other Hawk fans around the world, and check out Saint Joseph's on-demand video features at any time.

- Facebook:** [www.facebook.com/sjuhawkswbb](http://www.facebook.com/sjuhawkswbb)  
[www.facebook.com/saintjosephshawks](http://www.facebook.com/saintjosephshawks)
- YouTube:** [www.youtube.com/saintjosephshawks](http://www.youtube.com/saintjosephshawks)
- Twitter:** @SJUHawks\_WBB  
@SJUHawks





### HAWKS GARNER ESPN TEAM OF THE WEEK HONORS

Fresh off a pair of Big 5 victories, Saint Joseph's garnered national honors as the Hawks were named ESPN's Team of the Week by Graham Hays on Monday, December 9.

Per ESPN, "Saint Joseph's was clearly the team of the week in Philadelphia, but road wins against Temple and Villanova resonate beyond just the City of Brotherly Love.

The Hawks lost their lone game of the season against a ranked team, falling in Baton Rouge against LSU on opening weekend, but they have since run off seven wins in a row without any real weak links among the opponents and with five of the seven games coming on the road. They remain an outstanding 2-point shooting team (51.7 percent), but the 3-point shot also started to drop over the past week. Including a win at Quinnipiac a week ago Sunday, Saint Joseph's hit 16-of-33 3-point attempts in its past three games, bumping its season average from 29.5 percent to 34.4 percent. Pair that with outstanding ball control, and it starts to look like the kind of team that might stick around.

If not included with her team here, Natasha Cloud would deserve a place at the table for weekly individual accolades. The redshirt junior guard totaled 21 points and 13 assists in the win against Temple. The assists matched a career high that she had established just three days earlier in that road win against Quinnipiac. She followed those two efforts by coming close to a triple-double with 14 points, eight assists and seven rebounds in the win against Villanova."

### WHY S-A-I-N-T JOSEPHS UNIVERSITY?

The corporate title of "Saint" Joseph's University, which has been in place since Saint Joseph's was granted university status by the Commonwealth of Pennsylvania in 1979, is now the "public" title of the institution for all aspects of its operations. Previously, the abbreviation of "St." Joseph's University was permitted in a number of alumni and athletic contexts. According to the most recent edition of the Higher Education Directory, there are at least nine recognized "St. Joseph's" among the nation's colleges and universities. Only one of them-Saint Joseph's University, Philadelphia-is a university-level, Master's I, NCAA Division I institution. A complete spelling of S-A-I-N-T Joseph's University in all contexts will help eliminate any confusion among higher education and other public constituencies.

### HAWKS INKS FIVE TO NATIONAL LETTERS OF INTENT

Saint Joseph's announced guards **Avery Marz** (Sinking Springs, Pa./Wilson Area), **Sarah Veilleux** (Hebron, Conn./RHAM) and **Chelsea Woods** (Philadelphia, Pa./Freire Charter) and post players **Candace Belvedere** (Merrick, N.Y./Kellenberg Memorial) and **Adashia Franklyn** (West Chester, Pa./West Chester Bayard Rustin) have signed National Letters of Intent during the early signing period to attend Saint Joseph's University next year.

### 2013 ATLANTIC 10 CHAMPIONSHIP RECAP

Hosting the Atlantic 10 Championship for the second straight year, Saint Joseph's took advantage of finishing fourth with a bye as they hit the court to face fifth-seeded Duquesne in the quarterfinals. Following a tight first half, Ashley Prim would push her team in the second half, helping the Hawks pull away from the Dukes and set up a semifinal game against top-seeded Dayton.

Having lost a close contest to the 11th-ranked Flyers a week prior at UD Arena, it was the Hawks' turn to prove to the nationally-televised audience who truly was the best team in the conference. Pushing the tempo early, Saint Joseph's took control of the game early opening up a double-digit lead. Holding an edge in the second half, the Hawks would withstand a flurry from the Flyers, but never allowed their opponent to come closer than three points. Making its free throws in the final minutes and relying on its strong defense, Saint Joseph's downed Dayton, 61-54, to earn a spot in the A-10 Championship for the first time since 2007.

Traveling to the Barclays Center in Brooklyn, N.Y., the Hawks and Fordham took center stage looking to battle it out for the A-10 crown and NCAA Tournament berth. Before a tournament-record crowd of 4,436 fans, Saint Joseph's set out to avenge its earlier loss to the Rams.

Fordham would strike first in the title bout, opening a 12-point advantage early on, but Saint Joseph's pushed back to cut the deficit to eight at the half.

Leaning on its experience, talent, defensive toughness and resiliency, Saint Joseph's would assert itself in the second half, taking its first lead less than eight minutes in.

The two teams would exchange baskets over the next 10 minutes with a pair of Chatilla van Grinsven free throws giving the Hawks a two-point lead heading into the final minute.

Fordham would make it a one-point game and controlled the ball with under 30 seconds to play, but SJU's Prim drew an offensive foul with under seven seconds to play. After a missed free throw by the Hawks, Fordham's desperation shot fell short at the buzzer, and Saint Joseph's celebrated its first A-10 championship since 1999. **Natasha Cloud** was named Most Outstanding Player of the A-10 Championship and joined van Grinsven on the All-Tournament Team





## Cindy Griffin - Head Coach

Saint Joseph's '91, MBA '93 - 13th Season

Leading Saint Joseph's to its third Atlantic 10 championship in team history in 2012-13, **Cindy Griffin** is in her 13th year as Saint Joseph's head coach. A 1991 and 1993 graduate of SJU, Griffin (nee Anderson) has compiled an overall record of 292-197 in 16 seasons as a head coach, and a 244-164 record over 13 years at Hawk Hill.

Only the eighth coach in NCAA Division I history to lead her alma mater to the NCAA Tournament as a player and a coach, Griffin's squads have posted five 20-win seasons, six victories over nationally-ranked teams and advanced to the postseason nine times, while her players have been honored as Atlantic 10 All-Conference performers 13 times.

Under Griffin's leadership, Saint Joseph's posted one of its most memorable seasons in team history in 2012-13 as the Hawks claimed the Atlantic 10 Championship for just the third time and earned the automatic bid in the NCAA Tournament. Led by a senior class that advanced to the postseason every year, the Hawks finished with a 23-9 record that included wins over #5 Maryland and #11 Dayton.

### Coach Griffin At A Glance

**Career Record:** 292-197  
**Record at SJU:** 244-164  
**Atlantic 10 Record:** 115-75  
**Postseason Record:** 6-9

**Hometown:** Maple Glen, Pa.  
**Education:** Saint Joseph's '91,  
Saint Joseph's MBA '93  
**Playing Experience:**  
Saint Joseph's 1987-92  
**Coaching Experience:**  
Saint Joseph's 2001-Present  
Loyola (Md.) 1998-01

In addition to the team's success, a trio of Hawks were singled out for their performances, led by NCAA Woman of the Year nominee Chatilla van Grinsven. With Griffin's guidance, van Grinsven turned in one of the more dominant seasons in recent SJU history, becoming just the fifth player in SJU history to average a double-double for the year en route to being named to the A-10 All-Conference First Team and the Big 5 Player of the Year. The duo of backcourt mates Erin Shields and Natasha Cloud helped propel SJU to new heights, with Shields garnering A-10 and Big 5 Most Improved Player honors and I-AAA distinction, while Cloud was named the Most Outstanding Player of the 2013 A-10 Championship.

Backed by a veteran-laden team in 2011-12, the Hawks earned their third-straight WNIT berth and posted their most wins (22) since the 2003-04 season. Moving into second place in career victories at her alma mater, Griffin picked up her 200th win as the Hawks topped Boston University in the opening game of the WNIT on March 15, 2012. Leading the Hawks to a 15-4 mark at home, she helped Saint Joseph's become one of the more efficient teams in the nation, ranking fourth in fewest turnovers per game (12.5), 26th in three-point percentage (.348) and 39th in field goal percentage (.423).

Individually, senior Michelle Baker and Kelly Cavallo had breakout years, both garnering All-Big 5 honors. Behind Griffin's teaching, Baker went on to be named to the A-10 All-Conference Second Team and capped her career as SJU's all-time leader in games played (127) and ranking in the top 20 for scoring and field goals made. After seeing limited time as a freshman, Cavallo developed into one of the top post players in the A-10, leading SJU and finishing in the top five of the conference in rebounding, blocked shots and field goal percentage. With Griffin's aid, Cavallo finished her four-year career second all-time in blocks and 11th in rebounding at SJU.

Returning just one starter for the 2010-11 season, the Hawks quickly jelled under Griffin's guidance as they went on to win 20 games, earned the program's 700th victory, and advanced to the second round of the WNIT. Backed by All-Big 5 honorees Baker and Katie Kuester, Saint Joseph's had its most efficient offensive showing since 2002-03, as the Hawks finished 60th in the nation in field goal percentage (42.1).

Additionally, several Hawks were honored for outstanding seasons in 2010-11, headlined by sophomore Ashley Prim becoming the first SJU player to be named Atlantic 10 Sixth Player of the Year. Baker became just the second Hawk to be named to the A-10 All-Defensive Team, while freshman Erin Shields became the sixth player Griffin has coached to A-10 All-Rookie Team honors.

Earning a postseason berth for the first time in two years, the Hawks surpassed predictions in 2009-10 as they finished tied for fourth in the Atlantic 10 after being picked to finish ninth. After opening the season with a 3-7 mark, Griffin saw her team begin to click at the end of the non-conference schedule as SJU claimed the 19th Annual Hawk Classic title and worked its way to .500 by the second week of the Atlantic 10 slate.

Posting a 9-5 mark against conference opponents, Griffin hit two milestones during A-10 play, earning her 150th win at Saint Joseph's in a victory against Dayton and earning her 200th coaching win against George Washington. The Hawks would go on to earn the program's seventh WNIT bid, and play the first postseason game at Hagan Arena.

In 2008-09, Griffin undertook arguably her toughest season to date as Saint Joseph's played every contest away from Hawk Hill for the first time in program history. And in typical SJU fashion, Griffin got her team to respond as Saint Joseph's went on to post an 8-5 record at home venues and earn its first Big 5 title since 2000-01. Individually five Hawks posted career-bests in scoring, with Brittany Ford and Mariame Djouara both earning All-Big 5 Second Team honors.

Relying heavily on underclassmen in 2007-08, Griffin guided her Hawks to another winning season, including crowns at the Brown Basketball Classic and the Hilton Philadelphia Hawk Classic. Among the wins, Saint Joseph's posted its biggest win over a non-conference ranked opponent since the 1984-85, topping #15 Auburn for the Hawk Classic title.

Despite losing several experienced players prior to the 2006-07 season, Griffin had her team peaking at the right time. Playing Griffin's style of hard-nosed defense and persistent offense, the Hawks advanced to the Atlantic 10 Championship game, including the program's first win over a top 10 opponent (#8 George Washington) since 1992 along the way. Saint Joseph's capped the season with its fifth WNIT appearance in six years and tied the SJU record for games played in a season with 33.

Fueled by a collection of newcomers and a developed core of upperclassmen, Griffin led the Hawks back to national prominence in 2005-06. The Crimson and Gray engineered the nation's best turnaround (13 games) and received votes in the national polls for the first time since 2003-04. The Hawks ad-





## 2013-14 SAINT JOSEPH'S BASKETBALL NOTES - PAGE 9

vanced to the semifinals of the A-10 Championship and earned a berth in the WNIT.

With the loss of four 1,000-point scorers, the 2004-05 Hawks showed their true colors down the stretch, earning a hard-fought victory over La Salle in the opening round of the Atlantic 10 Championship and coming within 10 points of 16th-ranked, and eventual A-10 Champion, Temple.

Led by six seniors, the 2004 team went 22-11 and advanced to the WNIT Elite Eight. Saint Joseph's finished second in the A-10 East and dropped a heart-breaker in the Atlantic 10 Championship to Temple. Four Hawk seniors reached the 1,000-point plateau, marking just the eighth time in NCAA history that a quartet of players had reached the milestone in the same season. Erin Brady, Irina Krasnosniok, Stephanie (Graff) McCaffrey and Amra Mehmedic went on to sign professional contracts.

Following a memorable first year at the helm of her alma mater, Griffin upped the ante in her second season by capturing 2003 Atlantic 10 Coach of the Year honors after guiding the Hawks to a 19-11 record. The team sprinted to the conference's Eastern Division title and earned a berth in the WNIT for the second straight season, despite the departure of SJU's all-time leading scorer and a non-conference schedule that ranked fourth nationally.

Griffin helped to reinvigorate the SJU program in her first season, leading the squad to a 24-8 record and the second round of the WNIT. She capitalized on the team's tradition of scrappy play and rugged defense, while releasing the reins and allowing the team to play a more up-tempo style on the offensive end of the floor. The Hawks finished the year among the national leaders in nine different categories and paced the nation in free throw percentage for the second straight year.

Following her playing career, Griffin spent the 1992-93 season as a graduate assistant at her alma mater. She then accepted an assistant's spot at Vanderbilt University from 1993-95 under former Saint Joseph's head coach Jim Foster. Foster recruited Griffin to SJU and coached her during her playing career on Hawk Hill.

In her two years as an assistant at Vanderbilt, the Commodores finished 53-15 overall, won the 1995 SEC championship and reached the NCAA Sweet 16 both seasons. In addition to coaching responsibilities, she was the co-director of the Vanderbilt Basketball Camp and the director of the Black & Gold Club.

Griffin left Vanderbilt after the 1995 season to become an assistant coach at Loyola College (Md.). She spent three seasons as an assistant under Patty Coyle before being promoted to associate head coach in 1998. Griffin was promoted to the position of head women's basketball coach at Loyola midway through the 1998-99 season. She was the seventh-youngest head coach in Division I at the time. Griffin – who was named head coach five games into the season as Coyle left for an assistant coach position with the WNBA's New York Liberty – kept the Greyhounds' momentum going as Loyola won a team-record 21 games that year. Overall she compiled a record of 48-33 during her tenure at the Baltimore school, guiding the squad to the Metro Atlantic Athletic Conference semifinals all three seasons.

One of the top playmakers in Saint Joseph's history, Griffin starred for the Hawks from 1987-88 through 1991-92 (missing the 1988-89 season due to injury). A three-time team captain, Griffin finished her career with 662 points, 278 rebounds, 510 assists and 197 steals. She currently ranks fourth on SJU's all-time assist list.

As a junior in 1990-91, she played in 1,178 out of a possible 1,200 minutes to set the school record for minutes played in a single season. The Hawks made three NCAA Tournament appearances and posted three straight 20-win seasons during her playing career. A two-time Second Team All-Big 5 choice, as well as a Third Team All-Atlantic 10 pick as a senior, she was inducted into the Saint Joseph's Women's Basketball Hall of Fame in 1998.

A native of Maple Glen, Pa., Griffin played her high school basketball for Bishop McDevitt, winning two Philadelphia Catholic League titles. A 1987 graduate of McDevitt, she was inducted into its Athletic Hall of Fame in 1997, and in 2002, received the Philadelphia Catholic League's alumni achievement award. She earned a bachelor's degree in accounting from Saint Joseph's in 1991 and completed her M.B.A. from SJU in 1993. She resides in Conshohocken, Pa., with her husband Curtis and children, Kaylie (10), Hannah (8) and Curtis Jr. (5).

### Griffin's Year-By-Year Record

Year	School	Overall Record	Conference Record	Postseason
1998-99	Loyola College	17-6	13-5	MAAC Semifinals
1999-00	Loyola College	12-17	8-10	MAAC Semifinals
2000-01	Loyola College	19-10	12-6	MAAC Semifinals
2001-02	Saint Joseph's University	24-8	12-4	WNIT/A-10 Finals
2002-03	Saint Joseph's University	19-11	13-3	WNIT
2003-04	Saint Joseph's University	22-11	12-4	WNIT/A-10 Finals
2004-05	Saint Joseph's University	7-23	4-12	
2005-06	Saint Joseph's University	20-11	10-6	WNIT/A-10 Semifinals
2006-07	Saint Joseph's University	19-14	8-6	WNIT/A-10 Finals
2007-08	Saint Joseph's University	17-14	8-6	
2008-09	Saint Joseph's University	13-17	5-9	
2009-10	Saint Joseph's University	17-15	9-5	WNIT
2010-11	Saint Joseph's University	20-12	8-6	WNIT
2011-12	Saint Joseph's University	22-11	9-5	WNIT
2012-13	Saint Joseph's University	23-9	11-3	NCAA/A-10 Champions
2013-14	Saint Joseph's University	21-8	10-6	
<b>1998-12</b>	<b>16 Seasons</b>	<b>292-197</b>	<b>152-97</b>	<b>9 Appearances</b>

Head Coaching Record at Saint Joseph's: 244-164 (.597) – 13 Seasons

Career Head Coaching Record: 292-197 (.597) – 16 Seasons





Ciara Andrews

Sophomore • Guard • 5-9
Glenside, Pa.
Cheltenham

Overall Stats: 9.2 ppg, 2.4 rpg, 1.0 apg
A-10 Stats: 10.2 ppg, 2.8 rpg, 1.1 apg



2013-14:

- Posted a career-best 21 points and added six rebounds and two assists in win over Duquesne
Scored a then career-high 18 points against George Washington
Tallied a game-high 13 points in first career start against Rhode Island
Had a 14 points and added a two rebounds and a blocked shot at Villanova
Had 15 points, two assists and three rebound in win over Dayton
Had game-tying layup in final seconds and finished with 12 points, four rebounds, three steals and two assists in win at Wichita State
Matched career-high with 12 points at Quinnipiac and added two rebounds and a steal
Had 10 points, two rebounds and a block at Temple
Finished with seven points in win over Drexel
Added nine points in season-best 24 minutes against Liberty

Table with 3 columns: Category, Season Highs, Career Highs. Rows include Points, Field Goals, Field Goals Att, 3-Pt Field Goals, 3-Pt Field Goals Att, Free Throws, Free Throws Att, Offensive Rebounds, Defensive Rebounds, Total Rebounds, Assists, Blocks, Steals, Minutes.

2013-14 Game-by-Game

Game-by-game statistics table for Ciara Andrews, listing opponent, minutes, FG-A, 3PT-A, FT-A, OR, DR, TR, F, A, TO, B, S, Pts.

\* - Denotes Game Started



Kelsey Berger

Senior • Forward • 5-11
Mentor, Ohio
Mentor / Air Force

Overall Stats: 6.1 ppg, 2.4 rpg, 0.6 apg
A-10 Stats: 5.9 ppg, 2.1 rpg, 0.7 apg



2013-14:

- Started 17 games this season
Played a season-best 37 minutes and added six points and six rebounds in win over Drexel.
Matched her SJU career-high with 12 points, including career-best eight free throws against Mount St. Mary's
Tallied seven points and had four rebounds at LSU
Added nine points and four rebounds at Wichita State
Added two points, two rebounds and two assists at Quinnipiac
Scored eight points in win at Temple
Scored two points and had two rebounds against Hofstra
Had 10 points and four rebounds at Florida Gulf Coast
Added nine points and three rebounds against Syracuse
Finished with five points and two rebounds against Rhode Island

Table with 3 columns: Category, Season Highs, Career Highs. Rows include Points, Field Goals, Field Goals Att, 3-Pt Field Goals, 3-Pt Field Goals Att, Free Throws, Free Throws Att, Offensive Rebounds, Defensive Rebounds, Total Rebounds, Assists, Blocks, Steals, Minutes.

2013-14 Game-by-Game

Game-by-game statistics table for Kelsey Berger, listing opponent, minutes, FG-A, 3PT-A, FT-A, OR, DR, TR, F, A, TO, B, S, Pts.

\* - Denotes Game Started





## Natasha Cloud

Junior • Guard • 6-0  
Broomall, Pa.  
Cardinal O'Hara / Maryland

Overall Stats: 11.7 ppg, 6.6 rpg, 7.9 apg  
A-10 Stats: 12.0 ppg, 7.0 rpg, 7.5 apg

4

- 2013-14 A-10 Defensive Player of the Year
- 2013-14 A-10 All-Conference Second Team

- 2013-14 A-10 All-Defensive Team
- 2013-14 Nancy Lieberman Award Finalist
- Atlantic 10 Co-Player of the Week (12/9, 1/27)
- Big 5 Player of the Week (12/9, 1/20)
- Philly College Sports, College Sports Madness and ECAC Player of the Week (12/9)

### 2013-14:

- Started 27 games this season
- Had 13 assists and career-high 21 points in win at Temple
- Finished with 15 points, career-high 11 rebounds and nine assists in win at Wichita State
- Had a career-high 13 assists and scored nine points at Quinnipiac
- Finished with 11 points, 11 rebounds and eight assists against Hofstra
- Scored 13 points and had three boards and three assists versus Drexel
- Tallied 18 points and had nine assists and five boards at Richmond

<b>Points:</b>	<b>Season Highs</b>	<b>Career Highs</b>
22, at St. Bonaventure, 2/5/14	Same	Same
<b>Field Goals:</b>	8, 2x, last at George Mason, 2/15/14	Same
<b>Field Goals Att:</b>	16, vs. Fordham, 3/2/14	18, vs. Temple, 2/17/13
<b>3-Pt Field Goals:</b>	3, at St. Bonaventure, 2/5/14	Same
<b>3-Pt Field Goals Att:</b>	5, 4x, last at St. Bonaventure, 2/5/14	Same
<b>Free Throws:</b>	9, 2x, last vs. Dayton, 1/26/14	Same
<b>Free Throws Att:</b>	10, 3x, last vs. Saint Louis, 1/29/14	Same
<b>Offensive Rebounds:</b>	3, vs. GW, 1/5/14	4, 2x
<b>Defensive Rebounds:</b>	11, 2x, last at Massachusetts, 2/27/14	Same
<b>Total Rebounds:</b>	12, at Massachusetts, 2/27/14	Same
<b>Assists:</b>	13, 3x, last at Massachusetts, 2/27/14	Same
<b>Blocks:</b>	1, 11x, last vs. VCU, 2/1/14	2, 3x
<b>Steals:</b>	4, 34x, last vs. Fordham, 3/2/14	6, at George Washington, 1/17/13
<b>Minutes:</b>	40, at La Salle 1/19/14	45, at Fordham, 2/24/13

### 2013-14 Game-by-Game

Opponent	Min	FG-A	3PT-A	FT-A	OR	DR	TR	F	A	TO	B	S	Pts
Mount St. Mary's *	27	4-5	1-1	0-1	2	2	4	3	5	5	1	1	9
LSU *	39	3-10	1-5	2-4	0	4	4	3	6	4	0	4	9
Wichita State *	39	4-13	0-3	7-9	0	11	11	4	9	1	1	2	15
Drexel *	27	6-11	0-2	1-1	0	3	3	4	3	4	0	2	13
Liberty *	32	3-7	0-1	1-3	2	5	7	4	8	2	1	2	7
Princeton *	36	1-9	0-1	5-6	1	6	7	2	7	3	0	3	7
Quinnipiac *	31	4-7	1-2	0-0	0	3	3	4	13	3	0	0	9
Temple *	38	5-10	2-3	9-10	0	6	6	1	13	4	1	1	21
Villanova *	37	6-11	0-0	2-4	0	7	7	1	8	4	1	2	14
Hofstra *	33	3-10	0-2	5-6	1	10	11	1	8	2	1	1	11
Syracuse *	36	2-4	0-1	3-4	0	4	4	1	13	6	0	2	7
FGCU *	32	5-12	0-4	4-4	0	4	2	9	2	0	2	14	14
Richmond *	39	7-14	2-5	2-6	1	4	5	1	9	4	1	0	18
G. Washington *	37	1-12	0-1	4-6	3	2	5	3	5	5	0	2	6
Rhode Island	Did Not Play												
VCU *	33	1-6	1-3	0-0	2	4	6	5	5	9	0	3	3
Penn *	35	4-13	0-2	4-4	2	7	9	2	6	3	0	4	12
La Salle *	40	4-6	1-1	5-6	0	9	9	1	9	4	1	0	14
G. Washington *	36	4-10	0-0	1-2	0	7	7	3	9	3	1	1	9
Dayton *	36	5-11	2-5	9-10	1	7	8	4	8	5	0	2	21
Saint Louis *	37	3-15	1-2	8-10	2	9	11	3	6	1	1	2	15
VCU *	35	5-8	0-2	2-4	1	8	9	3	5	2	1	3	12
St. Bonaventure *	39	8-14	3-5	3-4	2	7	9	4	3	2	0	2	22
La Salle *	37	6-13	0-0	5-6	2	5	7	3	7	4	0	2	17
George Mason *	33	8-13	0-1	0-1	0	4	4	3	12	1	0	1	16
Duquesne *	32	3-8	0-0	1-2	1	6	7	4	9	0	0	2	7
Dayton *	35	2-12	1-2	1-4	1	1	2	1	4	3	0	2	6
Massachusetts *	27	4-10	0-0	0-0	1	11	12	0	13	4	0	4	8
Fordham *	38	3-16	0-1	0-0	0	4	4	4	8	0	1	4	6

\* - Denotes Game Started



## Lisanne de Jonge

Freshman • Forward • 5-11-1  
Nijmegen, Netherlands  
Luzac College

Overall Stats: 1.2 ppg, 1.4 rpg, 0.3 apg  
A-10 Stats: 0.9 ppg, 1.2 rpg, 0.2 apg

11

### 2013-14:

- Scored three points and had four rebounds in collegiate debut against Mount St. Mary's
- Grabbed two rebounds against #15/17 LSU
- Had two key steals and added two points and a blocked shot at Wichita State
- Tallied three points and had a blocked shots, an assist and rebound versus Quinnipiac
- Added four points and six rebounds against Hofstra
- Added two rebounds, an assist, a steal and a blocked shot at Temple
- Played six minutes versus Liberty
- Played 13 minutes in win over Drexel
- Finished with four rebounds, two points, an assist and a steal versus Rhode Island

### Season Highs

<b>Points:</b>	6, at Massachusetts, 2/27/14
<b>Field Goals:</b>	3, at Massachusetts, 2/27/14
<b>Field Goals Att:</b>	5, at Massachusetts, 2/27/14
<b>3-Pt Field Goals:</b>	1, 2x, last at Quinnipiac, 12/1/13
<b>3-Pt Field Goals Att:</b>	1, 4x, last at Massachusetts, 2/27/14
<b>Free Throws:</b>	2, vs. Hofstra, 12/10/13
<b>Free Throws Att:</b>	2, 2x, last at Richmond, 1/2/14
<b>Offensive Rebounds:</b>	3, vs. Rhode Island, 1/8/14
<b>Defensive Rebounds:</b>	4, vs. Hofstra, 12/10/13
<b>Total Rebounds:</b>	6, vs. Hofstra, 12/10/13
<b>Assists:</b>	1, 7x, last at Massachusetts, 2/27/14
<b>Blocks:</b>	1, 6x, last vs. La Salle, 2/12/14
<b>Steals:</b>	2, at Wichita State, 11/15/13
<b>Minutes:</b>	18, 3x, last vs. Rhode Island, 1/8/14

### 2013-14 Game-by-Game

Opponent	Min	FG-A	3PT-A	FT-A	OR	DR	TR	F	A	TO	B	S	Pts
Mount St. Mary's	17	1-2	1-1	0-0	1	3	4	2	0	0	1	0	3
LSU	1	0-0	0-0	0-0	1	1	2	0	0	1	0	0	0
Wichita State	3	1-1	0-0	0-0	0	0	0	0	0	0	1	2	2
Drexel	13	0-0	0-0	0-0	0	0	0	2	0	0	0	0	0
Liberty	6	0-1	0-1	0-0	0	0	0	1	0	0	0	0	0
Princeton	10	0-1	0-1	0-0	0	1	1	1	0	1	1	0	0
Quinnipiac	13	1-1	1-1	0-0	0	1	1	0	1	1	1	0	3
Temple	9	0-0	0-0	0-0	1	2	3	1	0	1	0	1	0
Villanova	Did Not Play												
Hofstra	18	1-4	0-1	2-2	2	4	6	2	1	1	0	0	4
Syracuse	4	0-0	0-0	0-0	0	0	0	1	1	0	0	0	0
FGCU	18	2-2	0-0	1-1	2	2	4	3	0	3	0	0	5
Richmond	13	1-3	0-1	1-2	1	1	2	1	0	0	0	0	3
G. Washington	15	0-1	0-0	0-0	0	1	1	3	0	0	0	0	0
Rhode Island	18	1-3	0-0	0-0	3	1	4	2	1	1	0	1	2
VCU	0+	0-0	0-0	0-0	0	0	0	0	0	0	0	0	0
Penn	1	0-0	0-0	0-0	0	0	0	0	0	0	0	0	0
La Salle	1	0-0	0-0	0-0	0	0	0	0	0	0	0	0	0
G. Washington	9	0-2	0-1	0-0	2	1	3	2	0	0	0	0	0
Dayton	Did Not Play												
Saint Louis	5	0-1	0-0	0-0	0	1	1	1	0	0	0	0	0
VCU	1	0-0	0-0	0-0	0	0	0	0	0	0	0	0	0
St. Bonaventure	3	0-0	0-0	0-0	0	0	0	0	0	0	0	0	0
La Salle	12	1-2	0-0	0-0	0	0	0	0	0	0	1	0	2
George Mason	14	0-1	0-0	0-0	0	2	2	1	1	0	0	1	0
Duquesne	Did Not Play												
Dayton	5	0-1	0-0	0-0	1	0	1	2	0	0	0	0	0
Massachusetts	14	3-5	0-1	0-0	0	2	2	0	1	0	0	1	6
Fordham	1	0-0	0-0	0-0	0	1	1	0	0	0	0	0	0





Sarah Fairbanks

Sophomore • Forward • 6-1
Elizabethtown, Pa.
Elizabethtown

Overall Stats: 12.7 ppg, 5.9 rpg, 0.9 apg
A-10 Stats: 11.1 ppg, 5.1 rpg, 0.5 apg



- Big 5 Player of the Week (11/25)
• Philly College Sports Co-Player of the Week (12/30)

2013-14:

- Started 21 games this season
• Had a career-high 21 points and added six rebounds in win over Drexel
• Tallied 18 points and added nine rebounds and two blocked shots at Wichita State
• Had a game-high 20 points and grabbed five rebounds against Liberty
• Scored a 17 points and added five rebounds, two blocked shots, two assists and two steals versus Mount St. Mary's
• Added 11 points and career-high nine rebounds at #15/17 LSU
• Had 17 points and nine rebounds versus Quinnipiac
• Had first career double-double with 13 points and 10 boards at FGCU
• Added 19 points and had a career-high three blocked shots at Richmond
• Had 15 point, 11 rebound double-double against Saint Louis

Table with 3 columns: Category, Season Highs, Career Highs. Rows include Points, Field Goals, Field Goals Att, 3-Pt Field Goals, 3-Pt Field Goals Att, Free Throws, Free Throws Att, Offensive Rebounds, Defensive Rebounds, Total Rebounds, Assists, Blocks, Steals, Minutes.

2013-14 Game-by-Game

Game-by-game statistics table for Sarah Fairbanks, listing Opponent, Min, FG-A, 3PT-A, FT-A, OR, DR, TR, F, A, TO, B, S, Pts.

\* - Denotes Game Started



Kathleen Fitzpatrick

Freshman • Guard • 5-9
Drexel Hill, Pa.
Academy of Notre Dame de Namur

Overall Stats: 2.2 ppg, 0.5 rpg, 0.4 apg
A-10 Stats: 2.1 ppg, 0.1 rpg, 0.0 apg



2013-14:

- Tallied 14 points and had an assists, blocked shot and steal versus Liberty
• Came off the bench to score six points at St. Bonaventure
• Grabbed two rebounds and had two assists in collegiate debut versus Mount St. Mary's
• Scored eight points and had three rebounds versus Hofstra
• Played one minute against #15/17 LSU
• Played three minutes at Wichita State
• Added a rebound in win over Drexel
• Grabbed a rebound in win at Quinnipiac
• Played two minutes in win at Temple
• Missed four games due to appendectomy

Table with 3 columns: Category, Season Highs. Rows include Points, Field Goals, Field Goals Att, 3-Pt Field Goals, 3-Pt Field Goals Att, Free Throws, Free Throws Att, Offensive Rebounds, Defensive Rebounds, Total Rebounds, Assists, Blocks, Steals, Minutes.

2013-14 Game-by-Game

Game-by-game statistics table for Kathleen Fitzpatrick, listing Opponent, Min, FG-A, 3PT-A, FT-A, OR, DR, TR, F, A, TO, B, S, Pts.





**Geena Gomez**  
Freshman • Guard • 5-8  
Huntington Beach, Calif.  
Edison

Overall Stats: 1.1 ppg, 0.5 rpg, 0.6 apg  
A-10 Stats: 1.4 ppg, 0.5 rpg, 0.9 apg



**2013-14:**

- Had two points, two rebounds and an assist in first career start at VCU
- Scored five points in collegiate debut versus Mount St. Mary's
- Played a minute at #15/17 LSU
- Scored two points and had three rebounds and an assist at Wichita State
- Played two minutes in win over Drexel
- Had an assist against Liberty
- Played two minutes in win over Quinnipiac
- Played three minutes in win at Temple
- Added three points and two rebounds against Hofstra
- Added four points, three assists and two rebounds versus Rhode Island

**Season Highs**

**Points:** 5, 2x, last at Massachusetts, 2/27/14  
**Field Goals:** 2, vs. Mount St. Mary's, 11/8/13  
**Field Goals Att:** 4, 3x, last at VCU, 1/12/14  
**3-Pt Field Goals:** 1, 2x, last at Massachusetts, 2/27/14  
**3-Pt Field Goals Att:** 3, vs. Rhode Island, 1/8/14  
**Free Throws:** 2, at Massachusetts, 2/27/14  
**Free Throws Att:** 2, 3x, last at Massachusetts, 2/27/14  
**Offensive Rebounds:** 1, vs. Hofstra, 12/10/13  
**Defensive Rebounds:** 3, at Wichita State, 11/15/13  
**Total Rebounds:** 3, at Wichita State, 11/15/13  
**Assists:** 4, at Massachusetts, 2/27/14  
**Blocks:** Yet To Come  
**Steals:** 1, 2x, last at Massachusetts, 2/27/14  
**Minutes:** 19, vs. Rhode Island, 1/8/14

**2013-14 Game-by-Game**

Opponent	Min	FG-A	3PT-A	FT-A	OR	DR	TR	F	A	TO	B	S	Pts	
Mount St. Mary's	8	2-4	0-1	1-2	0	0	0	1	0	0	0	0	5	
LSU	1	0-1	0-1	0-0	0	0	0	0	0	0	0	0	0	
Wichita State	12	1-3	0-1	0-0	0	3	3	1	1	1	0	0	2	
Drexel	2	0-0	0-0	0-0	0	0	0	0	0	0	0	0	0	
Liberty	3	0-2	0-0	0-0	0	0	0	1	1	0	1	0	0	
Princeton	1	0-0	0-0	0-0	0	0	0	1	0	0	0	0	0	
Quinnipiac	2	0-0	0-0	0-0	0	0	0	0	0	0	0	0	0	
Temple	3	0-0	0-0	0-0	0	0	0	0	0	1	0	0	0	
Villanova		Did Not Play												
Hofstra	9	1-4	0-2	1-1	1	1	2	0	0	1	0	0	3	
Syracuse	3	0-1	0-0	0-0	0	0	0	2	0	0	0	0	0	
FGCU		Did Not Play												
Richmond	3	1-1	0-0	0-0	0	0	0	0	0	0	0	0	2	
G. Washington		Did Not Play												
Rhode Island	19	1-3	1-3	1-2	0	2	2	0	3	2	0	0	4	
VCU *	10	1-4	0-0	0-0	0	2	2	2	1	1	0	0	2	
Penn	4	0-0	0-0	0-0	0	0	0	1	0	0	0	0	0	
La Salle	5	1-3	0-2	0-0	0	1	1	0	1	0	0	0	2	
G. Washington	2	0-0	0-0	0-0	0	0	0	0	0	0	0	0	0	
Dayton		Did Not Play												
Saint Louis	4	0-2	0-1	0-0	0	0	0	2	1	0	0	1	0	
VCU	1	0-0	0-0	0-0	0	0	0	0	0	0	0	0	0	
St. Bonaventure	1	0-0	0-0	0-0	0	0	0	0	0	0	0	0	0	
La Salle		Did Not Play												
George Mason	1	0-0	0-0	0-0	0	0	0	0	0	0	0	0	0	
Duquesne		Did Not Play												
Dayton	2	0-0	0-0	0-0	0	0	0	1	0	0	0	0	0	
Massachusetts	12	1-3	1-2	2-2	0	0	0	4	4	0	0	1	5	
Fordham		Did Not Play												

\* - Denotes Game Started



**Ilze Gotfrida**  
Senior • Forward • 6-0  
Dobeles, Latvia  
Rigas Secondary School No. 49

Overall Stats: 8.3 ppg, 5.2 rpg, 1.5 apg  
A-10 Stats: 8.1 ppg, 5.5 rpg, 1.8 apg



**2013-14:**

- Started 23 games this season
- Had first career double-double with 14 points and 10 rebounds at Richmond
- Grabbed 10 rebounds and added nine points, two steals and a blocked shot versus Rhode Island
- Had a season-high 20 points on 10-of-16 shooting and matched her career-high with nine rebounds at Quinnipiac
- Hit two-three pointers and finished with 12 points and seven rebounds at Temple
- Added four points and two rebounds at #15/17 LSU
- Went 5-of-6 from the field and 1-of-2 from the foul line for 11 points at Wichita State
- Had 16 points and seven rebounds at Princeton

**Season Highs**

**Points:** 20, at Quinnipiac, 12/1/13  
**Field Goals:** 10, at Quinnipiac, 12/1/13  
**Field Goals Att:** 16, at Quinnipiac, 12/1/13  
**3-Pt Field Goals:** 2, at Temple, 12/4/13  
**3-Pt Field Goals Att:** 2, 2x, last at FGCU, 12/29/13  
**Free Throws:** 5, at Syracuse, 12/21/13  
**Free Throws Att:** 5, at Syracuse, 12/21/13  
**Offensive Rebounds:** 5, vs. Penn, 1/17/14  
**Defensive Rebounds:** 10, at VCU, 1/12/14  
**Total Rebounds:** 13, at VCU, 1/12/14  
**Assists:** 5, vs. La Salle, 2/12/14  
**Blocks:** 1, 4x, last vs. Saint Louis, 1/29/14  
**Steals:** 2, vs. Rhode Island, 1/8/14  
**Minutes:** 34, at Quinnipiac, 12/1/13

**Career Highs**

21, vs. St. Bonaventure, 1/26/13  
 10, 2x  
 Same  
 Same  
 Same  
 3, at Hofstra, 11/25/12  
 Same  
 5, 3x  
 5, 2x  
 Same  
 Same  
 Same  
 1, 10x  
 3, 2x  
 39, vs. Maryland, 11/17/12

**2013-14 Game-by-Game**

Opponent	Min	FG-A	3PT-A	FT-A	OR	DR	TR	F	A	TO	B	S	Pts
Mount St. Mary's	*16	2-4	0-0	0-0	0	2	2	3	2	2	0	0	4
LSU *	29	1-7	0-0	2-4	1	1	2	4	0	1	0	1	4
Wichita State *	29	5-6	0-0	1-2	2	2	4	5	0	3	1	0	11
Drexel *	28	3-7	0-1	2-2	1	5	6	0	2	1	0	0	8
Liberty *	22	3-6	0-0	0-0	0	1	1	3	1	0	0	0	6
Princeton *	24	7-12	0-0	2-2	2	5	7	4	0	0	0	0	16
Quinnipiac *	34	10-16	0-1	0-0	0	9	9	3	0	2	0	0	20
Temple *	29	4-9	2-2	2-2	2	5	7	3	2	4	0	0	12
Villanova *	33	2-6	0-1	0-0	2	2	4	1	2	1	0	0	4
Hofstra *	9	0-2	0-0	0-0	0	1	1	4	0	4	0	0	0
Syracuse *	30	2-10	0-0	5-5	3	5	8	2	2	1	0	1	9
FGCU *	24	3-5	1-2	0-0	1	0	1	3	1	1	0	0	7
Richmond *	32	7-10	0-0	0-0	4	6	10	2	3	1	0	1	14
G. Washington *	27	5-14	0-1	0-1	3	4	7	2	0	2	0	0	10
Rhode Island *	25	3-8	1-1	2-2	2	8	10	2	3	1	1	2	9
VCU *	22	1-4	0-0	2-2	3	10	13	0	2	4	0	0	4
Penn *	27	5-11	0-0	2-4	5	6	11	2	1	3	0	0	12
La Salle *	25	5-10	0-2	0-0	0	4	4	3	2	0	0	0	10
G. Washington *	32	6-14	0-1	0-0	3	5	8	2	3	1	0	0	12
Dayton *	22	3-9	0-0	0-0	1	6	7	3	1	2	1	0	6
Saint Louis *	30	3-6	0-0	4-4	1	4	5	3	1	1	1	0	10
VCU	22	3-7	0-0	0-0	2	2	4	2	4	2	0	0	6
St. Bonaventure	10	1-4	0-0	0-0	1	0	1	0	1	0	3	0	1
La Salle	29	3-7	0-0	0-0	2	3	5	4	5	1	0	0	6
George Mason *	28	5-12	0-1	2-2	2	3	5	4	3	1	0	0	12
Duquesne	24	3-7	0-1	0-0	1	1	2	3	0	1	0	1	6
Dayton	24	4-9	0-0	0-0	1	0	1	2	0	2	0	0	8
Massachusetts	14	2-4	0-0	2-2	0	4	4	3	1	0	0	1	6
Fordham *	17	4-8	0-2	0-0	2	0	2	1	1	0	0	0	8

\* - Denotes Game Started





Jessica Pongonis

Freshman • Forward • 6-1
Fishers, Ind.
Hamilton Southeastern

Overall Stats: 1.9 ppg, 1.6 rpg, 0.4 apg
A-10 Stats: 0.9 ppg, 1.4 rpg, 0.2 apg



2013-14:

- Scored 10 points and had three rebounds in collegiate debut against Mount St. Mary's
Had seven points and three rebounds in win over Drexel
Tallied two points and had four rebounds versus #15/17 LSU
Had a season-high three steals and added two points versus Liberty
Grabbed four rebounds and added two points and a blocked shot at Quinnipiac
Added two points and three rebounds at Wichita State
Tallied four points and had three rebounds and a blocked shot versus Rhode Island
Scored two points and had two rebounds at Temple
Finished with four points, including first career three-pointer versus Hofstra

Season Highs

Points: 10, vs. Mount St. Mary's, 11/8/13
Field Goals: 3, vs. Mount St. Mary's, 11/8/13
Field Goals Att: 5, vs. Mount St. Mary's, 11/8/13
3-Pt Field Goals: 1, vs. Hofstra, 12/10/13
3-Pt Field Goals Att: 2, vs. Mount St. Mary's, 11/8/13
Free Throws: 5, vs. Drexel, 11/20/13
Free Throws Att: 6, 2x, last vs. Drexel, 11/20/13
Offensive Rebounds: 3, vs. Dayton, 1/26/14
Defensive Rebounds: 4, at Quinnipiac, 12/11/13
Total Rebounds: 4, 3x, last vs. Dayton, 1/26/14
Assists: 2, vs. Liberty, 11/23/13
Blocks: 1, 6x, last vs. Saint Louis, 1/29/14
Steals: 3, vs. Liberty, 11/23/13
Minutes: 20, vs. Mount St. Mary's, 11/8/13

2013-14 Game-by-Game

Table with columns: Opponent, Min, FG-A, 3PT-A, FT-A, OR, DR, TR, F, A, TO, B, S, Pts. Lists game stats for opponents like Mount St. Mary's, LSU, Wichita State, etc.



Ashley Robinson

Redshirt-Junior • Forward • 6-2
Warrington, Pa.
Archbishop Wood

Overall Stats: 5.6 ppg, 5.2 rpg, 0.7 apg
A-10 Stats: 6.5 ppg, 5.6 rpg, 0.8 apg



2013-14:

- Played first game of the season at Villanova, finishing with four rebounds and two assists
Had 17 points and eight rebounds against La Salle
Added eight points, five rebounds and two blocked shots versus Rhode Island
Posted second career double-double with 16 points and 10 rebounds against George Washington
Tallied 13 points in win over Duquesne
Had a season-high six points and added three rebounds at FGCU
Tallied two points and had two rebounds at Richmond
Had 14 point, 11 rebound double-double at George Mason
Missed the opening eight games of the season due to an arm injury

Season Highs

Points: 16, vs. GW, 1/5/14
Field Goals: 7, 2x, last vs. La Salle, 2/12/14
Field Goals Att: 13, vs. La Salle, 2/12/14
3-Pt Field Goals: Yet To Come
3-Pt Field Goals Att: Yet To Come
Free Throws: 4, at George Mason, 2/15/14
Free Throws Att: 4, 3x, last at George Mason, 2/15/14
Offensive Rebounds: 5, at Massachusetts, 2/27/14
Defensive Rebounds: 9, at George Mason, 2/15/14
Total Rebounds: 11, 2x, last at George Mason, 2/15/14
Assists: 2, 3x, last vs. Duquesne, 2/18/14
Blocks: 4, vs. Penn, 1/17/14
Steals: 2, 2x, last vs. Duquesne, 2/18/14
Minutes: 37, vs. La Salle, 2/12/14

Career Highs

18, at Princeton, 11/11/11
Same
Same
Same
Same
10, at Princeton, 11/11/11
10, at Princeton, 11/11/11
6, at UCLA, 12/31/12
9, 2x
Same
3, 2x
Same
2, 7x
41, vs. Temple, 2/17/13

2013-14 Game-by-Game

Table with columns: Opponent, Min, FG-A, 3PT-A, FT-A, OR, DR, TR, F, A, TO, B, S, Pts. Lists game stats for opponents like Mount St. Mary's, LSU, Wichita State, etc.





### Mackenzie Rule

Freshman • Guard • 5-6  
West Chester, Pa.  
Cardinal O'Hara

Overall Stats: 0.0 ppg, 0.3 rpg, 0.3 apg  
A-10 Stats: 0.0 ppg, 0.5 rpg, 0.0 apg



#### 2013-14:

- Grabbed a steal in three minutes of play at Massachusetts
- Had an assist in season debut versus Hofstra
- Added a rebound in two minutes of action against Rhode Island

<b>Points:</b>	Yet To Come
<b>Field Goals:</b>	Yet To Come
<b>Field Goals Att:</b>	Yet To Come
<b>3-Pt Field Goals:</b>	Yet To Come
<b>3-Pt Field Goals Att:</b>	Yet To Come
<b>Free Throws:</b>	Yet To Come
<b>Free Throws Att:</b>	Yet To Come
<b>Offensive Rebounds:</b>	Yet To Come
<b>Defensive Rebounds:</b>	1, vs. Rhode Island, 1/8/14
<b>Total Rebounds:</b>	Yet To Come
<b>Assists:</b>	1, vs. Hofstra, 12/10/13
<b>Blocks:</b>	Yet To Come
<b>Steals:</b>	1, at Massachusetts, 2/27/14
<b>Minutes:</b>	3, at Massachusetts, 2/27/14

#### Season Highs

### 2013-14 Game-by-Game

Opponent	Min	FG-A	3PT-A	FT-A	OR	DR	TR	F	A	TO	B	S	Pts
Mount St. Mary's				Did Not Play									
LSU				Did Not Play									
Wichita State				Did Not Play									
Drexel				Did Not Play									
Liberty				Did Not Play									
Princeton				Did Not Play									
Quinnipiac				Did Not Play									
Temple				Did Not Play									
Villanova				Did Not Play									
Hofstra	2	0-0	0-0	0-0	0	0	0	1	1	0	0	0	0
Syracuse				Did Not Play									
FGCU				Did Not Play									
Richmond				Did Not Play									
G. Washington				Did Not Play									
Rhode Island	2	0-0	0-0	0-0	0	1	1	0	0	0	0	0	0
VCU				Did Not Play									
Penn				Did Not Play									
La Salle				Did Not Play									
G. Washington				Did Not Play									
Dayton				Did Not Play									
Saint Louis				Did Not Play									
VCU				Did Not Play									
St. Bonaventure				Did Not Play									
La Salle				Did Not Play									
George Mason				Did Not Play									
Duquesne				Did Not Play									
Dayton				Did Not Play									
Massachusetts	3	0-1	0-0	0-0	0	0	0	0	0	1	0	1	0
Fordham				Did Not Play									



### Erin Shields

Senior • Guard • 5-6  
Drexel Hill, Pa.  
Archbishop Carroll

Overall Stats: 15.1 ppg, 3.3 rpg, 3.3 apg  
A-10 Stats: 14.2 ppg, 3.6 rpg, 4.1 apg



- 2013-14 Atlantic 10 All-Conference Second Team
- 2013-14 Atlantic 10 All-Academic Team

- Atlantic 10 & Big 5 Player of the Week (2/17)
- 2013-14 Preseason A-10 All-Conference Second Team
- 2nd All-time in career three-pointers (243)
- 11th all-time in career points (1,290)

#### 2013-14:

- Started 28 games this season
- Tallied a career-high 29 points in win at George Mason
- Scored a season-best 27 and added five assists versus VCU (2/1)
- Had a season-high seven assists and added 19 points at Quinnipiac
- Finished with 20 points, including her 1,000th career, versus Hofstra
- Matched career-high with seven three-pointers and finished with 23 points at #15/17 LSU
- Set new career-high with eight rebounds and scored 12 points versus Rhode Island

<b>Points:</b>	29, at George Mason, 2/15/14	Career Highs	Same
<b>Field Goals:</b>	9, vs. VCU, 2/1/14		9, 3x
<b>Field Goals Att:</b>	18, vs. VCU, 2/1/14		19, at Dayton, 3/3/13
<b>3-Pt Field Goals:</b>	7, 3x, last at George Mason, 2/15/14		7, 4x
<b>3-Pt Field Goals Att:</b>	13, vs. VCU, 2/1/14		Same
<b>Free Throws:</b>	8, vs. Liberty, 11/23/13		Same
<b>Free Throws Att:</b>	8, vs. Liberty, 11/23/13		Same
<b>Offensive Rebounds:</b>	1, 3x, last vs. Penn, 1/17/14		2, 2x
<b>Defensive Rebounds:</b>	8, vs. Rhode Island, 1/8/14		Same
<b>Total Rebounds:</b>	8, vs. Rhode Island, 1/8/14		Same
<b>Assists:</b>	9, vs. GW, 1/5/14		9, 2x
<b>Blocks:</b>	1, 2x, last at La Salle 1/19/14		2, vs. Temple, 2/17/13
<b>Steals:</b>	7, at Syracuse, 12/21/13		Same
<b>Minutes:</b>	40, 2x, last vs. Dayton, 1/26/14		44, vs. Temple, 2/17/13

### 2013-14 Game-by-Game

Opponent	Min	FG-A	3PT-A	FT-A	OR	DR	TR	F	A	TO	B	S	Pts
Mount St. Mary's	*28	5-9	3-6	2-2	0	1	1	1	2	0	1	1	15
LSU	*39	8-16	7-12	0-0	0	1	1	2	0	3	0	1	23
Wichita State	*40	1-8	1-6	7-7	0	1	1	2	2	0	1	1	10
Drexel	*36	2-5	2-5	2-2	0	3	3	2	4	2	0	1	8
Liberty	*30	4-10	3-8	8-8	1	2	3	1	3	4	0	2	19
Princeton	*33	6-11	3-7	3-4	0	2	2	0	2	2	0	1	18
Quinnipiac	*36	8-14	3-7	0-0	0	5	5	1	7	3	0	0	19
Temple	*34	3-8	3-6	2-2	0	1	1	1	1	4	0	2	11
Villanova	*36	5-9	3-6	2-2	0	6	6	2	1	1	0	0	15
Hofstra	*25	7-11	4-7	2-2	0	3	3	2	2	0	2	0	20
Syracuse	*34	7-14	7-12	0-0	0	7	7	0	1	3	0	7	21
FGCU	*35	5-9	2-4	5-5	0	2	2	2	3	1	0	1	17
Richmond	*35	6-16	2-8	2-2	1	2	3	2	3	3	0	1	16
G. Washington	*36	4-16	1-8	2-2	0	2	2	4	9	2	0	0	11
Rhode Island	*25	5-7	2-3	0-0	0	8	8	0	6	1	0	0	12
VCU	*34	5-14	2-8	1-1	0	5	5	4	2	2	0	1	13
Penn	*37	5-11	2-6	4-4	1	2	3	0	2	1	0	1	16
La Salle	*35	2-9	1-7	5-6	1	1	2	2	2	1	1	1	10
G. Washington	*33	6-9	3-4	6-6	0	2	2	4	7	3	0	1	21
Dayton	*40	3-12	3-9	6-6	0	5	5	1	5	3	0	0	15
Saint Louis	*37	5-15	4-8	1-2	0	6	6	4	2	3	0	0	15
VCU	*36	9-18	5-13	4-4	0	4	4	1	5	1	0	1	27
St. Bonaventure	*38	2-15	0-7	0-0	0	2	2	4	6	0	0	1	4
La Salle	*37	7-14	4-7	4-4	0	3	3	2	1	0	0	0	22
George Mason	*36	8-13	7-11	6-7	0	2	2	0	5	2	0	1	29
Duquesne	*37	3-8	1-4	0-0	0	1	1	1	5	3	0	0	7
Dayton	*27	1-10	0-6	0-0	1	4	5	2	2	1	0	0	2
Massachusetts	*25	4-11	3-6	0-0	0	6	6	0	2	0	0	1	11
Fordham	*39	5-11	2-5	0-0	0	2	2	0	3	1	0	2	12

\* - Denotes Game Started





# 2013-14 SAINT JOSEPH'S BASKETBALL NOTES - PAGE 16

## Game 1 • November 8, 2013 • Hagan Arena Saint Joseph's - 85, Mount St. Mary's - 57

The reigning Atlantic 10 champion Saint Joseph's Hawks received their rings and raised a championship banner to the rafters, then picked up where last season left off as SJU downed Mount St. Mary's, 85-57, in the First Round of the Preseason WNIT.

Backed by a career-high 17 points from **Sarah Fairbanks** and 15 points from **Erin Shields**, Saint Joseph's took control from the start as it ran out to a 17-1 lead. The Hawks hit 6-of-8 from the field and 3-of-4 from the foul line, while holding the Mountaineers to 0-of-5 from the floor and caused four turnovers.

Shooting 55.6 percent (15-of-27) in the opening half, Saint Joseph's would allow Mount St. Mary's to get no closer in the half than 12 points, while expanding their lead to as many as 27 before taking a 51-28 lead into halftime.

The Hawks continued to hold Mount St. Mary's at a distance in the second half opening their lead to as many as 30 as they outscored the Mountaineers 34-29 in the final period for the 85-57 victory.

Mount St. Mary's	Min.	FG-A	3PT	FT-A	OR	DR	TR	F	A	TO	B	S	Pts.
Grossett, f	20	1-5	1-3	1-2	1	2	3	3	1	2	0	0	4
Kaufman, f	30	4-8	2-5	3-4	1	2	3	2	0	1	0	0	13
Christie, g	34	0-5	0-3	0-0	2	0	2	3	1	2	0	0	0
Henderson, g	28	8-15	2-6	3-4	0	1	1	3	2	3	0	0	21
Brewer, g	16	0-2	0-1	0-0	0	1	1	0	0	1	0	2	0
Belanger-Finn	6	0-2	0-1	2-3	0	1	1	0	0	0	0	0	2
Leftwich	1	0-0	0-0	0-0	0	0	0	1	0	0	0	0	0
Powell	4	0-0	0-0	0-0	1	2	3	0	0	1	0	0	0
Chickey	25	3-6	0-0	4-4	2	3	5	4	0	3	0	0	10
Carney	11	0-2	0-1	1-2	1	0	1	5	0	1	0	0	1
Mathews	15	2-3	0-0	0-1	0	1	1	1	2	0	2	2	4
Eisenhard	10	0-2	0-0	2-4	2	0	2	2	1	0	0	0	2
Team					1	1	2			3			
<b>Totals</b>	<b>200</b>	<b>18-50</b>	<b>5-20</b>	<b>16-24</b>	<b>11</b>	<b>14</b>	<b>25</b>	<b>24</b>	<b>7</b>	<b>17</b>	<b>2</b>	<b>4</b>	<b>57</b>

Saint Joseph's	Min.	FG-A	3PT	FT-A	OR	DR	TR	F	A	TO	B	S	Pts.
Gotfrida, f	16	2-4	0-0	0-0	0	2	2	3	2	2	0	0	4
Berger, f	34	2-7	0-1	8-8	3	2	5	3	0	1	0	0	12
Fairbanks, f	30	7-12	0-2	3-4	3	2	5	3	2	2	2	2	17
Shields, g	28	5-9	3-6	2-2	0	1	1	1	2	0	1	1	15
Cloud, g	27	4-5	1-1	0-1	2	2	4	3	5	5	1	1	9
de Jonge	17	1-2	1-1	0-0	1	3	4	2	0	1	0	3	3
Fitzpatrick	6	0-1	0-0	0-0	2	0	2	2	2	0	0	0	0
Gomez	8	2-4	0-1	1-2	0	0	0	1	0	0	0	0	5
Andrews	14	1-4	0-0	8-8	0	4	4	2	2	1	0	2	10
Pongonis	20	3-5	0-2	4-6	0	3	3	2	1	1	1	0	10
Team					3	6	9						
<b>Totals</b>	<b>200</b>	<b>27-53</b>	<b>5-14</b>	<b>26-31</b>	<b>14</b>	<b>25</b>	<b>39</b>	<b>22</b>	<b>16</b>	<b>12</b>	<b>6</b>	<b>6</b>	<b>85</b>

**Halftime:** Saint Joseph's, 51-28    **Deadball Rebounds:** Mount St. Mary's, 4-3  
**Attendance:** 1,523    **Officials:** DePaul, Sparrock, Peterkinn  
**FG %:** Saint Joseph's - 50.9%, Mount St. Mary's - 36.0%  
**3-PT FG %:** Saint Joseph's - 35.7%, Mount St. Mary's - 25.0%  
**FT %:** Saint Joseph's - 83.9%, Mount St. Mary's - 66.7%

## Game 2 • November 10, 2013 • Maravich Center #15/17 LSU - 80, Saint Joseph's - 64

A 17-5 run to close the first half was the difference as Saint Joseph's fell at #15 LSU, 80-64, in the Quarterfinals of the Preseason WNIT.

Falling behind 10 early, Saint Joseph's fought back to within a possession, 23-20, on a layup by **Sarah Fairbanks** at 5:35.

From there though, the Tiger opened up their lead to 15 points by halftime, using a 17-5 run to end the first period and take a 40-25 edge into the second stanza.

Saint Joseph's scored the first basket of the second half, but LSU answered with a 9-0 run to open its biggest lead, 49-27, on a Danielle Ballard layup at 17:51.

Despite the deficit, the Hawks continued to fight and chipped away at the Tigers' advantage. Behind a 17-6 run, Saint Joseph's cut LSU's lead to single digits as a **Erin Shields'** three-pointer made it a 55-46 game with 12:59 to play.

The Hawks would continue to hang around, trailing 64-54 with under seven minutes to play, but they'd get no closer as LSU held them at a distance over the final minutes.

Saint Joseph's	Min.	FG-A	3PT	FT-A	OR	DR	TR	F	A	TO	B	S	Pts.
Gotfrida, f	29	1-7	0-0	2-4	1	1	2	4	0	1	0	1	4
Berger, f	30	3-9	1-6	0-0	1	3	4	5	2	0	1	1	7
Fairbanks, f	33	5-10	0-0	1-2	3	6	9	3	1	2	0	2	11
Shields, g	39	8-16	7-12	0-0	0	1	1	2	0	3	0	1	23
Cloud, g	39	3-10	1-5	2-4	0	4	4	3	6	4	0	4	9
de Jonge	1	0-0	0-0	0-0	1	1	2	0	0	1	0	0	0
Fitzpatrick	1	0-0	0-0	0-0	0	0	0	0	0	0	0	0	0
Gomez	1	0-1	0-1	0-0	0	0	0	0	0	0	0	0	0
Andrews	13	2-6	0-1	4-4	0	2	2	2	1	1	0	1	8
Pongonis	14	1-3	0-0	0-0	1	3	4	1	0	0	1	1	2
Team					1	1	2						
<b>Totals</b>	<b>200</b>	<b>23-62</b>	<b>9-25</b>	<b>9-14</b>	<b>8</b>	<b>22</b>	<b>30</b>	<b>20</b>	<b>10</b>	<b>12</b>	<b>2</b>	<b>11</b>	<b>64</b>

LSU	Min.	FG-A	3PT	FT-A	OR	DR	TR	F	A	TO	B	S	Pts.
Boykin, f	14	1-5	0-0	0-0	3	0	3	0	0	0	0	0	2
Plaisance, f	25	6-14	1-3	2-2	3	4	7	1	2	2	1	0	15
Moncrief, g	19	4-8	0-0	1-2	2	4	6	2	0	2	0	0	9
Harden, g	36	5-15	3-10	6-7	1	4	5	1	2	2	0	5	19
Ballard, g	30	6-11	0-0	0-0	4	5	9	3	7	4	0	2	12
Pedersen	16	2-2	0-0	2-2	0	3	3	2	1	1	0	0	6
Kenney	17	0-2	0-2	0-1	0	5	5	1	2	1	0	0	0
Rhodes	7	1-1	0-0	1-1	1	1	2	1	0	1	0	1	3
Hill	21	1-1	0-0	3-4	0	0	0	5	1	0	0	1	5
McKinney	15	4-6	0-0	1-3	3	1	4	1	1	1	1	0	9
Team					0	6	6						
<b>Totals</b>	<b>200</b>	<b>22-59</b>	<b>2-12</b>	<b>14-22</b>	<b>18</b>	<b>29</b>	<b>47</b>	<b>18</b>	<b>13</b>	<b>15</b>	<b>1</b>	<b>4</b>	<b>60</b>

**Halftime:** LSU, 33-27    **Deadball Rebounds:** Saint Joseph's, 3-2  
**Attendance:** 2,623    **Officials:** Koch, Marsh, Gallien  
**FG %:** Saint Joseph's - 37.1%, LSU - 46.2%  
**3-PT FG %:** Saint Joseph's - 36.0%, LSU - 26.7%  
**FT %:** Saint Joseph's - 64.3%, LSU - 72.7%





# 2013-14 SAINT JOSEPH'S BASKETBALL NOTES - PAGE 17

## Game 3 • November 15, 2013 • Koch Center Saint Joseph's - 81, Wichita State - 73

Trailing by as many as 16 points in the second half, Saint Joseph's forced overtime in the final moment and went on to defeat Wichita State, 81-73, in overtime.

Down 47-31 at the 12 minute mark, the Hawks fought back to make it a 69-63 game in the final minute. A free throw by **Natasha Cloud** and a pair of missed free throws at the other end by Michaela Dapprich gave the Hawks the ball with 18 seconds remaining.

On the ensuing play, **Erin Shields** was fouled on a three-point attempt and calmly made all three free throws to bring the Hawks within a basket, 69-67, with 11 seconds remaining.

Off the inbound, the Hawks trapped Wichita State's Alex Harden at midcourt, allowing SJU's **Lisanne de Jonge** to steal the ball and pass to teammate **Ciara Andrews**. With the final seconds ticking away, Andrews drove up the left wing and laced in the game-tying basket with 1.5 seconds to go.

Tied at 69-69 to start overtime, Saint Joseph's fell behind early, 73-71, on a three-pointer by Marissa Preston less than two minutes in.

From there though, Saint Joseph's took control. A pair of Cloud free throws tied the game at 73-73, while a midcourt steal and layup by de Jonge gave the Hawks the lead for good, 75-73, at 2:35.

Andrews, Shields and Cloud would combine to go 6-for-6 from the foul line from there, while Saint Joseph's defense held the Shockers to 0-for-7 from the floor to close out the extra frame.

Saint Joseph's	Min.	FG-A	3PT	FT-A	OR	DR	TR	F	A	TO	B	S	Pts.
Gotfrida, f	29	5-6	0-0	1-2	2	2	4	5	0	3	1	0	11
Berger, f	29	4-9	1-3	0-0	0	4	4	4	0	2	0	0	9
Fairbanks, f	34	6-9	0-0	6-10	4	5	9	5	0	1	2	0	18
Shields, g	40	1-8	1-6	7-7	0	1	1	2	2	2	0	1	10
Cloud, g	39	4-13	0-3	7-9	0	11	11	4	9	1	1	2	15
de Jonge	3	1-1	0-0	0-0	0	0	0	0	0	0	1	2	2
Fitzpatrick	3	0-2	0-2	0-0	0	0	0	1	0	0	0	0	0
Gomez	12	1-3	0-1	0-0	0	3	3	1	1	1	0	0	2
Andrews	21	3-6	1-2	5-6	2	2	4	2	2	4	0	3	12
Pongonis	15	1-4	0-0	0-0	2	1	3	5	1	1	1	0	2
Team					6	0	6						
<b>Totals</b>	<b>225</b>	<b>26-61</b>	<b>3-17</b>	<b>26-34</b>	<b>16</b>	<b>29</b>	<b>45</b>	<b>29</b>	<b>15</b>	<b>18</b>	<b>6</b>	<b>8</b>	<b>81</b>

Wichita State	Min.	FG-A	3PT	FT-A	OR	DR	TR	F	A	TO	B	S	Pts.
Bonner, g	34	5-10	0-1	2-5	1	2	3	5	1	3	0	2	12
Harden, g	44	4-11	0-1	7-10	4	5	9	4	7	2	1	1	15
Jacobs, f	22	2-4	0-0	1-2	1	2	3	5	2	2	3	2	5
Price, f	34	6-10	0-0	2-5	2	6	8	5	1	5	0	1	14
Dapprich, Mi., f	17	1-5	1-3	7-12	0	0	0	2	1	1	1	0	10
Agnello	30	3-6	0-0	0-2	1	2	3	2	3	0	0	1	6
Decker	35	1-5	1-4	5-5	1	3	4	0	0	4	0	1	8
Preston	5	1-2	1-2	0-0	0	0	0	1	0	0	0	0	3
Chapel	4	0-0	0-0	0-0	0	0	0	2	0	1	0	0	0
Dapprich, Mo.	0+	0-0	0-0	0-0	0	0	0	0	0	0	0	0	0
Team					1	2	3						
<b>Totals</b>	<b>225</b>	<b>23-53</b>	<b>3-11</b>	<b>24-41</b>	<b>11</b>	<b>22</b>	<b>33</b>	<b>26</b>	<b>15</b>	<b>18</b>	<b>5</b>	<b>8</b>	<b>73</b>

**Halftime:** Wichita State, 30-23      **Deadball Rebounds:** Wichita State, 7-5  
**Attendance:** 1,970      **Officials:** Knight, Marshall, Kramer  
**FG %:** Saint Joseph's - 42.6%, Wichita State - 43.4%  
**3-PT FG %:** Saint Joseph's - 17.6%, Wichita State - 27.3%  
**FT %:** Saint Joseph's - 76.5%, Wichita State - 58.5%

## Game 4 • November 20, 2013 • Hagan Arena Saint Joseph's - 70, Drexel - 52

Shooting 54.2 percent and leading for a majority of the game, Saint Joseph's downed Drexel, 70-52.

After a back-and-forth opening seven minutes, Saint Joseph's found itself down by one, 13-12, to the Dragons. From there though, the Hawks took control of the game, using an 11-0 run to open a 23-13 advantage on a pair of free throws by **Jessica Pongonis** at 9:41.

Saint Joseph's lead would swell to as many as 15 before entering halftime ahead 37-26. The Hawks, who led for just the second time this year at the half, shot 57.7 percent from the floor in the opening stanza (15-of-26) as Fairbanks scored 13 of the team's first 17 points.

In the second half, the Hawks would continue to hold Drexel at a double-digit distance, never allowing the Dragons to come closer than 10 points, while SJU opened its lead to as many as 19 three times in the final five minutes.

Drexel	Min.	FG-A	3PT	FT-A	OR	DR	TR	F	A	TO	B	S	Pts.
Redick, f	14	1-1	0-0	0-0	0	0	0	2	1	2	0	0	2
Curran, f	29	5-13	0-1	2-2	5	2	7	2	0	1	1	1	12
Creighton, g	33	1-4	0-3	2-6	0	1	1	3	5	1	0	0	4
Pearson, g	23	2-6	2-5	2-2	0	3	3	0	1	0	0	0	8
Flanagan, g	35	3-6	1-2	0-0	3	1	4	2	3	0	0	0	7
Thierolf	1	0-0	0-0	0-0	0	0	0	0	0	0	0	0	0
Alexander	23	2-9	0-0	4-4	2	1	3	1	0	3	0	1	8
Smith	16	1-7	0-1	0-0	0	1	1	1	1	2	0	1	2
Schluth	26	4-5	0-0	1-3	1	3	4	4	1	2	0	2	9
Team					0	5	5			1			
<b>Totals</b>	<b>200</b>	<b>19-51</b>	<b>3-12</b>	<b>11-17</b>	<b>11</b>	<b>17</b>	<b>28</b>	<b>15</b>	<b>12</b>	<b>12</b>	<b>1</b>	<b>5</b>	<b>52</b>

Saint Joseph's	Min.	FG-A	3PT	FT-A	OR	DR	TR	F	A	TO	B	S	Pts.
Gotfrida, f	28	3-7	0-1	2-2	1	5	6	0	2	1	0	0	8
Berger, f	37	3-8	0-1	0-0	0	6	6	1	1	1	1	0	6
Fairbanks, f	32	9-12	0-0	3-3	3	3	6	5	1	1	0	0	21
Shields, g	36	2-5	2-5	2-2	0	3	3	2	4	2	0	1	8
Cloud, g	27	6-11	0-2	1-1	0	3	3	4	3	4	0	2	13
de Jonge	13	0-0	0-0	0-0	0	0	0	2	0	0	0	0	0
Fitzpatrick	1	0-1	0-1	0-0	0	1	1	0	0	0	0	0	0
Gomez	2	0-0	0-0	0-0	0	0	0	0	0	0	0	0	0
Andrews	10	2-2	0-0	3-3	0	1	1	2	1	2	0	0	7
Pongonis	14	1-2	0-0	5-6	2	1	3	0	1	1	0	1	7
Team					0	1	1						
<b>Totals</b>	<b>200</b>	<b>26-48</b>	<b>2-10</b>	<b>16-17</b>	<b>6</b>	<b>24</b>	<b>30</b>	<b>16</b>	<b>13</b>	<b>12</b>	<b>1</b>	<b>4</b>	<b>70</b>

**Halftime:** Saint Joseph's, 37-26      **Deadball Rebounds:** Drexel, 3-0  
**Attendance:** 1,251      **Officials:** DePaul, Sparrock, Peterkinn  
**FG %:** Saint Joseph's - 54.1%, Drexel - 37.3%  
**3-PT FG %:** Saint Joseph's - 20.0%, Drexel - 25.0%  
**FT %:** Saint Joseph's - 94.1%, Drexel - 64.7%





# 2013-14 SAINT JOSEPH'S BASKETBALL NOTES - PAGE 18

## Game 5 • November 23, 2013 • Hagan Arena Saint Joseph's - 77, Liberty - 65

Backed by a 26-7 run midway through the second half, Saint Joseph's topped Liberty, 77-65.

Up 48-44 with 12:31 to play, Saint Joseph's asserted itself on both ends of the court over the next eight minutes as it took control of the game. Sparked by a **Sarah Fairbanks** layup off a pass from **Jessica Pongonis**, the Hawks would hit eight of its next 12 shots, and go 4-of-4 from the foul line as a pair of Pongonis free throws put SJU ahead 73-51 at 4:12.

Saint Joseph's defense, which created 24 turnovers and held the Lady Flames to just 31.7 percent shooting (20-of-63), forced five turnovers and held Liberty to 0-for-8 from the floor during its run, conceding all seven points from the foul line.

In a tight first half, the Hawks held a 29-21 advantage, but Liberty stormed back to finish the period, using an 11-6 run to make it just a 35-32 game.

The Lady Flames would tie the game at 36-36 early into the second half, but Saint Joseph's pushed the lead to a two-possession game before going on its run to pull away.

Liberty	Min.	FG-A	3PT	FT-A	OR	DR	TR	F	A	TO	B	S	Pts.
Kearney, f	26	1-5	0-0	6-6	1	1	2	2	0	2	0	1	8
Rinninger, f	27	7-11	0-0	1-1	7	7	14	1	1	1	1	1	15
Sanders, g	13	2-11	1-6	0-0	2	2	4	2	0	2	0	1	5
Ellis, g	18	0-5	0-4	1-2	1	2	3	4	1	5	0	1	1
Frazier, g	27	4-10	1-4	1-1	1	2	3	2	1	3	0	3	10
Miller	14	0-2	0-2	0-0	2	1	3	3	3	2	0	0	0
Fisher-Davis	4	0-1	0-1	0-0	0	0	0	0	0	0	0	0	0
Brown	24	0-4	0-2	2-2	1	1	2	3	1	3	0	0	2
Hanson	20	4-8	0-0	0-0	1	2	3	2	1	3	0	0	8
Adams	27	2-6	0-0	12-16	5	4	9	3	1	2	0	1	16
Team					7	2	9			1			
<b>Totals</b>	<b>200</b>	<b>20-63</b>	<b>2-19</b>	<b>23-28</b>	<b>28</b>	<b>24</b>	<b>52</b>	<b>22</b>	<b>9</b>	<b>24</b>	<b>1</b>	<b>8</b>	<b>65</b>

Saint Joseph's	Min.	FG-A	3PT	FT-A	OR	DR	TR	F	A	TO	B	S	Pts.
Gotfrida, f	22	3-6	0-0	0-0	0	1	1	3	1	0	0	0	6
Berger, f	12	0-2	0-2	0-0	3	2	5	4	1	1	0	2	0
Fairbanks, f	37	6-12	0-0	8-11	2	3	5	1	1	3	1	2	20
Shields, g	30	4-10	3-8	8-8	1	2	3	1	3	4	0	2	19
Cloud, g	32	3-7	0-1	1-3	2	5	7	4	8	2	1	2	7
de Jonge	6	0-1	0-1	0-0	0	0	0	1	0	0	0	0	0
Fitzpatrick	18	6-8	2-3	0-0	0	0	0	3	1	2	1	1	14
Gomez	3	0-2	0-0	0-0	0	0	0	1	1	0	1	0	0
Andrews	24	3-6	1-1	2-2	0	1	1	3	1	0	0	1	9
Pongonis	16	0-1	0-0	2-2	0	0	0	2	2	1	0	3	2
Team					0	2	2						
<b>Totals</b>	<b>200</b>	<b>25-55</b>	<b>6-16</b>	<b>21-26</b>	<b>8</b>	<b>16</b>	<b>24</b>	<b>23</b>	<b>19</b>	<b>13</b>	<b>4</b>	<b>13</b>	<b>77</b>

**Halftime:** Saint Joseph's, 35-32    **Deadball Rebounds:** Liberty, 4-3  
**Attendance:** 1,123    **Officials:** Sparrock, McDow, Cummiskey  
**FG %:** Saint Joseph's - 45.5%, Liberty - 31.7%  
**3-PT FG %:** Saint Joseph's - 37.5%, Liberty - 10.5%  
**FT %:** Saint Joseph's - 80.8%, Liberty - 82.1%

## Game 6 • November 26, 2013 • Jadwin Gymnasium Saint Joseph's - 74, Princeton - 65

Saint Joseph's improved to 5-1 on the season with a 74-65 win at Princeton.

Leading 43-40 early in the second half, Saint Joseph's quickly pulled away from the reigning Ivy League champions. Behind a 14-1 run, the Hawks opened a 57-41 lead on a jumper by **Sarah Fairbanks** at 14:39. The SJU defense cause four turnovers and limited the Tigers to 0-for-3 from the field and 1-for-4 from the foul line during the four minute span.

Saint Joseph's would push its lead to as many as 18 points in the final period as it shot 44.8 percent from the floor (26-for-58) overall, and converted 19-of-23 from the foul line for 82.6 percent.

In the first half, the Hawks would pull away from the Tigers to open a 29-20 advantage on a **Erin Shields'** three-pointer at 8:16.

The separation wouldn't last long as Princeton cut the score to 39-38, before SJU scored four straight points to end the half and take a 43-38 lead into halftime.

Saint Joseph's	Min.	FG-A	3PT	FT-A	OR	DR	TR	F	A	TO	B	S	Pts.
Gotfrida, f	24	7-12	0-0	2-2	2	5	7	4	0	0	0	0	16
Berger, f	21	2-5	0-1	2-2	1	2	3	2	0	2	0	1	6
Fairbanks, f	33	6-9	0-0	4-5	1	5	6	3	0	0	0	1	16
Shields, g	33	6-11	3-7	3-4	0	2	2	0	2	2	0	1	18
Cloud, g	36	1-9	0-1	5-6	1	6	7	2	7	3	0	3	7
de Jonge	10	0-1	0-1	0-0	0	1	1	1	0	1	1	0	0
Fitzpatrick	6	0-2	0-2	0-0	0	0	0	2	0	0	0	0	0
Gomez	1	0-0	0-0	0-0	0	0	0	1	0	0	0	0	0
Andrews	19	4-8	0-1	2-2	0	2	2	1	2	0	0	2	10
Pongonis	17	0-1	0-0	1-2	1	0	1	3	0	0	0	0	1
Team					4	2	6			2			
<b>Totals</b>	<b>200</b>	<b>26-58</b>	<b>3-13</b>	<b>19-23</b>	<b>10</b>	<b>25</b>	<b>35</b>	<b>19</b>	<b>11</b>	<b>10</b>	<b>1</b>	<b>8</b>	<b>74</b>

Princeton	Min.	FG-A	3PT	FT-A	OR	DR	TR	F	A	TO	B	S	Pts.
Wheatley, f	27	6-8	0-0	2-6	2	1	3	3	2	2	0	1	14
Helmstetter, f	33	3-9	2-4	4-8	0	9	9	2	2	3	0	0	12
Dietrick, g	37	1-4	1-4	2-2	1	4	5	1	2	1	1	0	5
Bernsten, g	18	3-5	0-1	0-0	1	1	2	1	0	0	0	0	6
Miller, g	34	4-11	2-5	3-5	1	3	4	3	0	3	0	0	13
Smith, V.	16	2-4	0-0	1-1	1	0	1	2	0	3	0	0	5
Tarakchian	6	0-1	0-0	0-0	0	0	0	2	0	0	0	0	0
Williams	24	3-5	0-0	2-3	0	5	5	2	1	3	1	0	8
Smith, M.	5	1-1	0-0	0-0	0	1	1	3	0	2	0	0	2
Team					1	1	2						
<b>Totals</b>	<b>200</b>	<b>23-48</b>	<b>5-14</b>	<b>14-25</b>	<b>7</b>	<b>25</b>	<b>32</b>	<b>19</b>	<b>7</b>	<b>17</b>	<b>2</b>	<b>1</b>	<b>65</b>

**Halftime:** Saint Joseph's, 43-38    **Deadball Rebounds:** Princeton, 4-1  
**Attendance:** 1,672    **Officials:** Discher, Torres, DePaul  
**FG %:** Saint Joseph's - 44.8%, Princeton - 47.9%  
**3-PT FG %:** Saint Joseph's - 23.1%, Princeton - 35.7%  
**FT %:** Saint Joseph's - 82.6%, Princeton - 56.0%





# 2013-14 SAINT JOSEPH'S BASKETBALL NOTES - PAGE 19

## Game 7 • December 1, 2013 • TD Bank Sports Center Saint Joseph's - 84, Quinnipiac - 69

## Game 8 • December 4, 2013 • McGonigle Hall Saint Joseph's - 73, Temple - 53

Behind a dominant second half performance, Saint Joseph's downed Quinnipiac, 84-69. Shooting 68.6 percent from the field and holding the Bobcats to just 29.4 percent shooting in the second half, the Hawks overcame an 11-point halftime deficit to outscore Quinnipiac 53-27 and improve to 6-1 on the season.

Trailing 42-31 to start the second half, Saint Joseph's took full control out of the lockerrooms using a 16-2 run to make a 47-44 game on a three-pointer by **Erin Shields** at 16:39.

Quinnipiac (3-4) would never regain the lead as the Hawks continued to overwhelm the Bobcats, extending their lead to as many as 17.

The Hawks opened aggressively in the first half, opening a 17-9 lead on a layup by Shields at 12:22.

Quinnipiac would answer to take a 25-21 lead at 4:34 as a three-pointer by Maria Napolitano capped a 16-4 run.

Saint Joseph's would tie the game at 25 on a fast break jumper by **Ciara Andrews**, but the Bobcats would dominate the final four minutes. Behind a 17-6 run, Quinnipiac took a 42-31 lead into halftime as it hit 6-of-7 from the floor and 4-of-4 from the foul line, while limiting the Hawks to just 3-of-6 from the field and caused two turnover in the final moments of the first period.

Saint Joseph's	Min.	FG-A	3PT	FT-A	OR	DR	TR	F	A	TO	B	S	Pts.
Gotfrida, f	34	10-16	0-1	0-0	0	9	9	3	0	2	0	0	20
Berger, f	22	1-2	0-0	0-0	1	1	2	2	2	1	0	0	2
Fairbanks, f	29	8-13	0-0	1-2	2	7	9	0	4	1	1	0	17
Shields, g	36	8-14	3-7	0-0	0	5	5	1	7	3	0	0	19
Cloud, g	31	4-7	1-2	0-0	0		3	4	13	3	0	0	9
de Jonge	13	1-1	1-1	0-0	0	1	1	0	1	1	1	0	3
Fitzpatrick	2	0-2	0-1	0-0	0	1	1	0	0	0	0	0	0
Gomez	2	0-0	0-0	0-0	0	0	0	0	0	0	0	0	0
Andrews	23	6-9	0-0	0-0	0	2	2	0	0	0	0	1	12
Pongonis	8	1-2	0-0	0-0	0	4	4	4	0	0	1	0	2
Team					1	2	3						
<b>Totals</b>	<b>200</b>	<b>39-66</b>	<b>5-12</b>	<b>1-2</b>	<b>4</b>	<b>35</b>	<b>39</b>	<b>14</b>	<b>27</b>	<b>11</b>	<b>3</b>	<b>1</b>	<b>84</b>

Quinnipiac	Min.	FG-A	3PT	FT-A	OR	DR	TR	F	A	TO	B	S	Pts.
McQuain, f	29	6-15	0-0	2-2	1	6	7	2	3	2	0	3	14
Ostergaard, f	15	2-6	0-0	0-0	2	4	6	0	1	2	0	0	4
Guastell, f	30	4-10	2-7	0-0	0	1	1	2	1	0	1	0	10
Martin, g	26	6-16	0-5	3-4	1	2	3	3	2	1	0	0	15
Abshire, g	35	1-6	0-1	2-2	1	4	5	1	9	1	0	1	4
Earle	8	0-1	0-0	0-0	0	1	1	0	2	0	0	0	0
Martucci	6	2-2	0-0	0-1	1	0	1	0	0	0	0	0	4
Napolitano	13	5-6	4-5	0-0	0	1	1	1	0	0	0	0	14
Carroll	1	0-0	0-0	0-0	0	1	1	0	0	0	0	0	0
Warner	13	0-3	0-0	2-2	0	2	2	2	0	0	1	0	2
Oskam	1	0-1	0-1	0-0	0	0	0	0	0	0	0	0	0
Ramos	1	1-1	0-0	0-0	0	0	0	0	0	0	0	0	0
Cannon	19	0-0	0-0	0-0	0	1	1	1	0	1	0	2	0
Manz	3	0-0	0-0	0-0	0	0	0	0	1	0	0	0	0
Team					2	0	2						
<b>Totals</b>	<b>200</b>	<b>27-67</b>	<b>6-19</b>	<b>9-11</b>	<b>8</b>	<b>23</b>	<b>31</b>	<b>12</b>	<b>19</b>	<b>7</b>	<b>2</b>	<b>6</b>	<b>69</b>

**Halftime:** Quinnipiac, 42-31  
**Attendance:** 539  
**FG %:** Saint Joseph's - 59.1%, Quinnipiac - 40.3%  
**3-PT FG %:** Saint Joseph's - 41.7%, Quinnipiac - 31.6%  
**FT %:** Saint Joseph's - 50.0%, Quinnipiac - 81.8%

**Deadball Rebounds:** Tied, 0-0  
**Officials:** Harding, O'Connor-St. Piere, Nunes

Backed by a career-high 21 points and 13 assists by **Natasha Cloud**, Saint Joseph's topped Big 5 rival Temple, 73-53.

Up 34-32 to start the second half, the Owls would tie the game at 36-36, but Saint Joseph's would grab momentum from there. Spearheaded by three-pointer by **Erin Shields**, the Hawks used a 12-2 run to open a 48-38 lead with 12:50 to go on a baseline jumper by **Kelsey Berger** at 12:50.

Temple would cut the Hawks' lead to six, 51-45, midway through the half, but Saint Joseph's would pull away from the Owls from that point. Led by five points from Cloud, the Hawks went on a 13-1 run over three minute span to make it a 66-48 contest.

Saint Joseph's allowed Temple to get no closer than 16 points from there as won on the road against the Owls for the first time since a 49-47 win on January 26, 2003.

In the first half, the Hawks gained control quickly, running out to a 17-5 lead on a three-pointer by Shields at 12:05. Saint Joseph's would push its lead to 14, 26-12, on a jumper by **Ciara Andrews** with just over eight minutes to play in the stanza.

Temple fought back behind a 19-2 run to take a 31-28 lead at 2:03 as the Owls caused six turnovers and held the Hawks to 1-of-6 from the field over a five minute span.

A layup by **Jessica Pongonis** at 1:31 broke SJU's scoring drought and spearheaded a 6-1 spurt to end the half as the Hawks took a 34-32 edge into the second period.

Saint Joseph's	Min.	FG-A	3PT	FT-A	OR	DR	TR	F	A	TO	B	S	Pts.
Gotfrida, f	29	4-9	2-2	2-2	2	5	7	3	2	4	0	0	12
Berger, f	28	3-8	0-0	2-2	0	0	0	2	0	2	0	1	8
Fairbanks, f	33	3-7	0-0	3-4	2	7	9	4	1	2	2	0	9
Shields, g	34	3-8	3-6	2-2	0	1	1	1	1	4	0	2	11
Cloud, g	38	5-10	2-3	9-10	0	6	6	1	13	4	1	1	21
de Jonge	9	0-0	0-0	0-0	1	1	2	3	1	0	1	1	0
Fitzpatrick	2	0-0	0-0	0-0	0	0	0	0	0	1	0	0	0
Gomez	3	0-0	0-0	0-0	0	0	0	0	0	1	0	0	0
Andrews	16	4-9	0-1	2-3	1	1	2	3	1	0	1	0	10
Pongonis	8	1-1	0-0	0-0	0	2	2	1	0	0	0	0	2
Team					2	4	6						
<b>Totals</b>	<b>200</b>	<b>23-52</b>	<b>7-12</b>	<b>20-23</b>	<b>8</b>	<b>27</b>	<b>35</b>	<b>18</b>	<b>19</b>	<b>16</b>	<b>6</b>	<b>4</b>	<b>73</b>

Temple	Min.	FG-A	3PT	FT-A	OR	DR	TR	F	A	TO	B	S	Pts.
Thames, f	29	8-12	0-0	3-4	3	2	5	5	0	2	1	0	19
Covile, g	15	1-2	0-1	2-2	3	3	6	2	1	5	0	3	4
Fitzgerald, g	33	4-17	1-6	3-6	1	3	4	2	2	3	0	1	12
Shipp, g	32	2-11	0-0	2-3	3	6	9	3	1	5	2	1	6
Williams, g	38	1-7	0-4	2-2	1	3	4	4	4	0	0	1	4
Jackson	10	0-2	0-0	0-2	3	2	5	1	0	1	0	0	0
Roxas	10	2-3	1-2	0-0	0	3	3	0	0	0	0	0	5
Merritt	24	0-6	0-1	1-2	3	0	3	3	3	2	0	2	1
Martin	9	0-0	0-0	2-4	1	0	1	1	0	1	1	0	2
Team					2	2	4						
<b>Totals</b>	<b>200</b>	<b>18-60</b>	<b>2-14</b>	<b>15-25</b>	<b>20</b>	<b>24</b>	<b>44</b>	<b>21</b>	<b>11</b>	<b>19</b>	<b>4</b>	<b>8</b>	<b>53</b>

**Halftime:** Saint Joseph's, 42-31  
**Attendance:** 1,040  
**FG %:** Saint Joseph's - 44.2%, Temple - 30.0%  
**3-PT FG %:** Saint Joseph's - 58.3%, Temple - 14.3%  
**FT %:** Saint Joseph's - 87.0%, Temple - 60.0%





# 2013-14 SAINT JOSEPH'S BASKETBALL NOTES - PAGE 20

## Game 9 • December 7, 2013 • The Pavilion Saint Joseph's - 63, Villanova - 60

## Game 10 • December 10, 2013 • Hagan Arena Saint Joseph's - 73, Hofstra - 60

The Saint Joseph's women's basketball team put the Big 5 title hopes squarely in its own hands as the Hawks topped Villanova, 63-60, at The Pavilion.

Trailing 50-45, the Hawks used a 10-0 run to take a 55-50 lead on a fastbreak layup by **Sarah Fairbanks** at 4:40.

Villanova would fight back to take the lead, 60-59, but **Ciara Andrews** answered back with a driving layup to put the Hawks up 61-60 at 1:48.

Following a defensive stop, Saint Joseph's would up its lead to 63-60 on an athletic jumper in the lane by **Natasha Cloud** at 1:08 as she avoided an outstretched arm by the defender in midair.

After creating a turnover on defense, SJU ran off valuable seconds, but couldn't convert as the Wildcats got the ball back with just over 20 seconds to play. Villanova would miss a handful of shots, including a desperation three-pointer at the buzzer that fell short.

In the first half, the Hawks came out hot running out to a 15-2 lead, but Villanova countered soon after with a 17-4 stretch to tie the game at 19 all.

Coming out of a 28-28 at halftime, Villanova took control of the second half, using an 8-0 run to open a 36-28.

Saint Joseph's countered with an 11-2 run to gain its first lead of the half, 39-38 on a pair of free throws by **Erin Shields** at 14:28. The Hawks would give up the lead shortly after before rallying for the victory.

Saint Joseph's	Min.	FG-A	3PT	FT-A	OR	DR	TR	F	A	TO	B	S	Pts.
Gotfrida, f	33	2-6	0-1	0-0	2	2	4	1	2	1	0	0	4
Berger, f	28	1-3	1-1	1-2	0	0	0	1	0	0	0	0	4
Fairbanks, f	28	6-10	0-0	0-0	0	4	4	3	2	3	1	1	12
Shields, g	36	5-9	3-6	2-2	0	6	6	2	1	1	0	0	15
Cloud, g	37	6-11	0-0	2-4	0	7	7	1	8	4	1	2	14
Robinson	16	0-3	0-0	0-0	2	2	4	0	2	1	0	0	0
Andrews	19	7-12	0-0	0-0	0	2	2	3	0	1	1	0	14
Pongonis	3	0-2	0-1	0-0	0	0	0	0	0	0	0	0	0
Team					4	1	5						
<b>Totals</b>	<b>200</b>	<b>27-56</b>	<b>4-9</b>	<b>5-8</b>	<b>8</b>	<b>24</b>	<b>32</b>	<b>11</b>	<b>15</b>	<b>11</b>	<b>3</b>	<b>3</b>	<b>63</b>

Villanova	Min.	FG-A	3PT	FT-A	OR	DR	TR	F	A	TO	B	S	Pts.
Burford, f	32	2-4	2-2	0-0	0	0	0	3	0	3	2	2	6
Edwards, f	8	1-6	0-2	0-0	1	4	5	0	0	1	0	0	2
Leer, c	28	5-11	0-4	2-4	1	2	3	3	2	3	1	2	12
Burton, g	4	1-1	0-0	0-0	0	0	0	1	0	0	0	0	2
Kane, g	34	4-7	1-1	0-0	1	1	2	2	3	1	0	0	9
Holeman	27	6-11	0-0	0-0	2	7	9	1	0	3	1	0	12
Coyer, C.	27	4-11	2-8	2-2	0	3	3	2	4	1	0	0	12
Coyer, K.	29	1-3	1-1	0-0	2	4	6	0	3	0	1	0	3
Quinn	7	0-2	0-1	0-0	0	0	0	0	0	1	0	0	0
Wilkes	4	1-1	0-0	0-0	0	0	0	1	0	0	0	0	2
Team					0	1	1						
<b>Totals</b>	<b>200</b>	<b>25-57</b>	<b>6-19</b>	<b>4-6</b>	<b>7</b>	<b>22</b>	<b>29</b>	<b>13</b>	<b>12</b>	<b>13</b>	<b>5</b>	<b>4</b>	<b>60</b>

**Halftime:** Tied, 28-28  
**Attendance:** 1,040  
**FG %:** Saint Joseph's - 48.2%, Villanova - 43.9%  
**3-PT FG %:** Saint Joseph's - 44.4%, Villanova - 31.6%  
**FT %:** Saint Joseph's - 62.5%, Villanova - 66.7%

**Deadball Rebounds:** Villanova, 3-2  
**Officials:** DeMayo, Ridilla, Vaszily

**Erin Shields** became the 22nd player in Saint Joseph's history to reach 1,000 points for her career as she helped the Hawks top Hofstra, 73-60.

Leading wire to wire, the Hawks took control from the tip running out to a 19-7 lead on a jumper by Shields at 11:18. Saint Joseph's defense caused fits for Hofstra early, holding the Pride to 3-of-14 from the field and causing four turnovers over the opening eight minutes.

Hofstra cut the Hawks' lead to eight, 25-17, but SJU built the edge back to double figures by halftime, taking a 33-23 advantage into the second half.

Saint Joseph's didn't allow Hofstra an opportunity to get momentum in the second half as it used a 14-2 run to begin the stanza, opening a 47-25 gap on a layup by **Natasha Cloud** at 15:54.

The Hawks would hold the Pride at a 20-point distance for much of second half, with Hofstra only finally cutting into the deficit with under three minutes to play.

Hofstra	Min.	FG-A	3PT	FT-A	OR	DR	TR	F	A	TO	B	S	Pts.
Sherrill, f	14	1-2	0-0	0-0	3	1	4	2	2	0	0	1	2
Onyeuku, f	23	3-9	1-2	0-0	2	4	6	3	1	0	0	1	7
Thomas, g	31	5-13	1-4	3-5	1	2	3	2	3	6	0	2	14
Carter, g	26	2-6	1-3	0-0	0	4	4	1	0	1	0	1	5
Payton, g	13	0-5	0-2	0-0	0	0	0	0	0	4	0	2	0
Jackson	28	3-12	2-6	0-1	2	1	3	2	2	1	0	3	8
Epps	14	1-3	1-2	0-0	1	4	5	3	0	2	0	0	3
Edeferioka	17	1-3	0-0	5-6	2	4	6	2	0	1	2	0	7
Luciano	18	2-3	1-2	5-10	0	1	1	2	2	0	0	0	10
King-Gilchrist	2	0-1	0-1	0-0	0	0	0	1	0	2	0	0	0
Thomas-Palmer	14	2-3	0-0	0-0	0	1	1	3	0	0	1	0	4
Team					3	2	5						
<b>Totals</b>	<b>200</b>	<b>20-60</b>	<b>7-22</b>	<b>13-22</b>	<b>14</b>	<b>24</b>	<b>38</b>	<b>21</b>	<b>10</b>	<b>17</b>	<b>3</b>	<b>10</b>	<b>60</b>

Saint Joseph's	Min.	FG-A	3PT	FT-A	OR	DR	TR	F	A	TO	B	S	Pts.
Gotfrida, f	9	0-2	0-0	0-0	0	1	1	4	0	4	0	0	0
Berger, f	18	1-3	0-1	0-0	2	0	2	3	0	1	0	1	2
Fairbanks, f	31	6-11	0-0	3-5	1	1	2	3	1	3	1	1	15
Shields, g	25	7-11	4-7	2-2	0	3	3	3	2	2	0	2	20
Cloud, g	33	3-10	0-2	5-6	1	10	11	1	8	2	1	1	11
Rule	2	0-0	0-0	0-0	0	0	0	1	1	0	0	0	0
de Jonge	18	1-4	0-1	2-2	2	4	6	2	1	1	0	0	4
Robinson	11	1-2	0-0	0-0	2	3	5	1	0	3	0	1	2
Fitzpatrick	16	2-4	2-3	2-2	1	2	3	0	3	0	0	0	8
Gomez	9	1-4	0-2	1-1	1	1	2	0	0	1	0	0	3
Andrews	17	2-9	0-1	0-0	1	2	3	2	0	1	0	0	4
Pongonis	11	1-1	1-1	1-2	0	0	0	2	0	0	0	0	4
Team					3	2	5						
<b>Totals</b>	<b>200</b>	<b>25-61</b>	<b>7-18</b>	<b>16-20</b>	<b>14</b>	<b>29</b>	<b>43</b>	<b>22</b>	<b>16</b>	<b>18</b>	<b>2</b>	<b>6</b>	<b>73</b>

**Halftime:** Saint Joseph's, 33-23  
**Attendance:** 567  
**Technical Foul:** Hofstra - Andrea Thomas  
**FG %:** Saint Joseph's - 41.0%, Hofstra - 33.3%  
**3-PT FG %:** Saint Joseph's - 38.9%, Hofstra - 31.8%  
**FT %:** Saint Joseph's - 80.0%, Hofstra - 59.1%

**Deadball Rebounds:** Hofstra, 4-3  
**Officials:** Vaszily, De Rosa, Behrens





# 2013-14 SAINT JOSEPH'S BASKETBALL NOTES - PAGE 21

## Game 11 • December 21, 2013 • Carrier Dome #23/RV Syracuse - 64, Saint Joseph's - 62

Saint Joseph's had its eight-game win streak snapped a a layup by Syracuse' Brittney Sykes at the buzzer lifted the #23 Orange past the Hawks, 64-62

Tied at 60-60 with two minutes to play, Syracuse' Sykes hit a pair of free throws with 44 seconds remaining to put the Orange up 62-60.

On the following SJU possession, **Natasha Cloud** drove down the lane for a floating layup to tie the game at 62 all with 21 seconds to go.

After a Syracuse (11-1) timeout, the Orange worked the ball to Sykes at the top of the key. With seconds ticking down, Sykes drove down the right side, avoided a shot block by the Hawks' Sarah Fairbanks and released a layup as the clocked hit zero to give her team the win.

Up by as many as 14 in the first half, SJU found itself down 31-28 entering the second stanza. Saint Joseph's took momentum to start the half, using a 15-2 run to begin the second stanza to take a 45-35 lead at 15:46.

The Orange would not back down though, fighting back to regain the lead, on a three-pointer by Rachel Coffey with under four minutes to go.

Syracuse would push its lead to 60-57, but a three-pointer from the left wing by Shields tied the game at 2:20, leading to the frantic finish.

Saint Joseph's	Min.	FG-A	3PT	FT-A	OR	DR	TR	F	A	TO	B	S	Pts.
Gotfrida, f	30	2-10	0-0	5-5	3	5	8	2	2	1	0	1	9
Berger, f	31	3-13	3-9	0-0	1	1	2	3	0	0	0	1	9
Fairbanks, f	36	7-17	0-0	0-0	3	5	8	3	1	5	2	2	14
Shields, g	34	7-14	7-12	0-0	0	7	7	0	1	3	0	7	21
Cloud, g	36	2-4	0-1	3-4	0	4	4	1	13	6	0	2	7
de Jonge	4	0-0	0-0	0-0	0	0	0	1	1	0	0	0	0
Robinson	12	1-1	0-0	0-0	0	1	1	1	0	0	0	1	2
Gomez	3	0-1	0-0	0-0	0	0	0	2	0	0	0	0	0
Andrews	14	0-4	0-1	0-0	0	0	0	4	0	1	0	0	0
Team					2	2	4						
<b>Totals</b>	<b>200</b>	<b>22-64</b>	<b>10-23</b>	<b>8-9</b>	<b>9</b>	<b>25</b>	<b>34</b>	<b>17</b>	<b>18</b>	<b>16</b>	<b>2</b>	<b>14</b>	<b>62</b>

Syracuse	Min.	FG-A	3PT	FT-A	OR	DR	TR	F	A	TO	B	S	Pts.
Slim, f	15	1-2	1-1	0-0	1	2	3	1	1	1	0	0	3
Leary, c	21	3-10	0-0	0-0	5	5	10	1	0	3	3	2	6
Coffey, g	25	2-8	1-4	0-0	0	1	1	0	6	5	1	1	5
Butler, g	40	4-16	2-10	5-5	2	3	5	1	2	1	0	2	15
Sykers, g	40	6-16	0-0	8-8	4	5	9	3	1	3	1	2	20
Peterson	7	0-3	0-1	0-0	1	2	3	2	3	1	0	0	0
Taft	4	0-2	0-0	0-0	0	0	0	1	0	0	0	1	0
Fondren	9	1-1	0-0	0-0	0	3	3	0	0	3	0	0	2
Ford	20	1-5	1-3	0-0	3	3	6	1	0	0	0	1	3
Day	19	3-5	0-0	4-4	5	6	11	2	0	4	3	0	10
Team					1	4	5						
<b>Totals</b>	<b>200</b>	<b>21-68</b>	<b>5-19</b>	<b>17-17</b>	<b>22</b>	<b>34</b>	<b>56</b>	<b>12</b>	<b>13</b>	<b>21</b>	<b>8</b>	<b>9</b>	<b>64</b>

**Halftime:** Syracuse, 31-28      **Deadball Rebounds:** Tied, 0-0  
**Attendance:** 346      **Officials:** Brooks, Aldrich, Gruca  
**FG %:** Saint Joseph's - 34.4%, Syracuse - 30.9%  
**3-PT FG %:** Saint Joseph's - 43.5%, Syracuse - 26.3%  
**FT %:** Saint Joseph's - 88.9%, Syracuse - 1.000%

## Game 12 • December 29, 2013 • Alico Arena Saint Joseph's - 76, Florida Gulf Coast - 64

Backed by four Hawks in double figures, Saint Joseph's downed Florida Gulf Coast University, 76-64.

In a back-and-forth opening 13 minutes, Florida Gulf Coast held a 24-23 edge, but the Hawks would soon take control of the final seven minutes. Using a 14-6 run to end the half, Saint Joseph's opened a 37-30 edge on a layup in the paint by **Ilze Gotfrida** off a feed from **Erin Shields** with seven seconds to go.

In the second half, the Hawks started quickly, opening a 44-34 lead on layup by **Natasha Cloud** at 17:34. Saint Joseph's continued to hold the Eagles (6-6) at a distance from there, allowing FGCU to come within eight three times, before pushing its lead to as many as 16, 71-55 on a pair of free throws by Shields.

Saint Joseph's	Min.	FG-A	3PT	FT-A	OR	DR	TR	F	A	TO	B	S	Pts.
Gotfrida, f	24	3-5	1-2	0-0	1	0	1	3	1	1	0	0	7
Berger, f	34	3-8	1-4	3-4	1	3	4	2	0	1	0	1	10
Fairbanks, f	30	6-13	0-0	1-1	4	6	10	3	2	1	2	0	13
Shields, g	35	5-9	2-4	5-5	0	2	2	2	3	1	0	1	17
Cloud, g	32	5-12	0-4	4-4	0	4	4	2	9	2	0	2	14
de Jonge	18	2-2	0-0	1-1	2	2	4	3	0	3	0	0	5
Robinson	11	2-2	0-0	2-2	0	2	2	3	0	1	0	1	6
Andrews	16	2-8	0-2	0-0	0	3	3	2	0	2	0	0	4
Team					2	1	3						
<b>Totals</b>	<b>200</b>	<b>28-59</b>	<b>4-16</b>	<b>16-17</b>	<b>10</b>	<b>23</b>	<b>33</b>	<b>20</b>	<b>15</b>	<b>12</b>	<b>2</b>	<b>5</b>	<b>76</b>

FGCU	Min.	FG-A	3PT	FT-A	OR	DR	TR	F	A	TO	B	S	Pts.
Atwater, g	25	3-5	1-2	0-1	1	2	3	3	0	2	0	0	7
Hansen, g	39	10-14	2-3	6-9	0	3	3	4	0	4	0	2	28
Haas, g	32	4-8	0-0	2-4	1	4	5	1	3	3	0	1	10
Knight, g	21	4-9	1-3	0-2	1	4	5	4	1	1	1	0	9
Cobb, g	32	0-4	0-0	3-4	0	2	2	2	1	3	0	0	3
Dunson	11	0-2	0-0	0-0	0	1	1	0	0	0	0	0	0
Meador	7	0-0	0-0	1-2	0	3	3	2	0	0	0	0	1
Murrell	1	0-0	0-0	0-0	0	0	0	0	0	0	0	0	0
Moore	14	1-3	0-1	4-4	0	1	1	1	0	1	0	1	6
Chatzigiakoumi	1	0-0	0-0	0-0	0	0	0	0	0	0	0	0	0
Cluesing	19	0-2	0-0	0-0	0	1	1	1	0	1	0	0	0
Team					2	2	4			1			
<b>Totals</b>	<b>200</b>	<b>22-47</b>	<b>4-9</b>	<b>16-26</b>	<b>5</b>	<b>23</b>	<b>28</b>	<b>18</b>	<b>5</b>	<b>16</b>	<b>1</b>	<b>4</b>	<b>64</b>

**Halftime:** Saint Joseph's, 37-30      **Deadball Rebounds:** FGCU, 6-0  
**Attendance:** 1,946      **Officials:** Hitchman, Rodriguez, Bell  
**FG %:** Saint Joseph's - 47.5%, FGCU - 46.8%  
**3-PT FG %:** Saint Joseph's - 25.0%, FGCU - 44.4%  
**FT %:** Saint Joseph's - 94.1%, FGCU - 61.5%





# 2013-14 SAINT JOSEPH'S BASKETBALL NOTES - PAGE 22

## Game 13 • January 2, 2014 • Robins Center Saint Joseph's - 85, Richmond - 80

Rallying back from a 12-point deficit, Saint Joseph's downed Richmond, 85-80, in both teams Atlantic 10 opener.

Down 49-37 at halftime, the Hawks quickly cut into the Spiders' lead as a three-pointer by **Natasha Cloud** brought her team within six, 51-45, at 17:28.

The Hawks would find themselves down 77-70 with 5:48 to go, but would use solid defense and key baskets to cut it to a 77-75 on a free throw by Cloud at 3:31.

Richmond pushed its lead to 79-75, but the Hawks would use an 8-0 run to take an 83-79 lead on a floater by **Erin Shields** with under a minute to go. Shields would hit a pair of free throws to seal the win in the final 15 seconds.

In the opening half, Richmond jumped out to a hot start off the tip as it grabbed a 7-0 lead.

Saint Joseph's answered back with a 12-4 run to take a one-point lead on a jumper by **Ilze Gotfrida** at 12:41.

The Hawks would push its lead to five at the midway point of the half, but the Spiders would quickly gain momentum to regain the lead. Down 25-23, Richmond used an 18-7 run to take a 41-32 lead.

A three-pointer by Shields would bring the Hawks back two possessions, 43-37, with 1:30 to play in the half, but the Spiders would score six-straight points to close the period and take a 49-37 lead into halftime.

Saint Joseph's	Min.	FG-A	3PT	FT-A	OR	DR	TR	F	A	TO	B	S	Pts.
Gotfrida, f	32	7-10	0-0	0-0	4	6	10	2	3	1	0	1	14
Berger, f	23	2-3	0-1	0-0	1	1	2	5	0	0	0	1	4
Fairbanks, f	27	9-15	0-0	1-2	2	3	5	3	0	2	3	1	19
Shields, g	35	6-16	2-8	2-2	1	2	3	2	3	3	0	1	16
Cloud, g	39	7-14	2-5	2-6	1	4	5	1	9	4	1	0	18
de Jonge	13	1-3	0-1	1-2	1	1	2	1	0	0	0	0	3
Robinson	9	1-2	0-0	0-0	1	1	2	2	1	0	1	0	2
Gomez	3	1-1	0-0	0-0	0	0	0	0	0	0	0	0	2
Andrews	18	3-8	0-1	1-2	1	1	2	2	2	0	0	0	8
Pongonis	1	0-0	0-0	0-0	0	0	0	0	0	0	0	0	0
Team					5	2	7						
<b>Totals</b>	<b>200</b>	<b>37-72</b>	<b>4-16</b>	<b>7-14</b>	<b>17</b>	<b>21</b>	<b>38</b>	<b>18</b>	<b>18</b>	<b>10</b>	<b>5</b>	<b>4</b>	<b>85</b>

Richmond	Min.	FG-A	3PT	FT-A	OR	DR	TR	F	A	TO	B	S	Pts.
Okoro, f	25	8-16	0-0	3-5	0	2	2	2	1	2	0	0	19
Powell, g	19	2-3	0-0	0-0	2	1	3	0	0	1	0	0	4
Healy, g	30	4-7	3-3	4-4	0	8	8	4	2	2	1	1	15
Soppe, g	29	2-4	0-0	4-4	0	1	1	1	4	3	0	3	8
King, g	34	5-9	1-2	7-7	0	2	2	4	4	2	1	3	18
Hubbard	13	1-4	0-2	0-0	1	0	1	3	0	1	0	0	2
Hall	1	0-0	0-0	0-0	0	0	0	0	0	0	0	0	0
Tolson	8	1-1	0-0	0-0	0	1	1	2	0	1	0	1	2
Burgess	1	0-0	0-0	0-0	0	0	0	0	1	0	0	0	0
Nichols	25	3-9	0-0	0-1	0	2	2	1	5	2	0	0	6
Brown	15	3-3	0-0	0-0	1	1	2	0	1	2	1	0	6
Team					5	3	8						
<b>Totals</b>	<b>200</b>	<b>29-56</b>	<b>4-7</b>	<b>18-21</b>	<b>9</b>	<b>21</b>	<b>30</b>	<b>17</b>	<b>18</b>	<b>16</b>	<b>3</b>	<b>8</b>	<b>80</b>

**Halftime:** Richmond, 49-37      **Deadball Rebounds:** Saint Joseph's, 4-0  
**Attendance:** 402      **Officials:** Lynch, Humphrey, Cruse  
**FG %:** Saint Joseph's - 51.4%, Richmond - 51.8%  
**3-PT FG %:** Saint Joseph's - 25.0%, Richmond - 57.1%  
**FT %:** Saint Joseph's - 50.0%, Richmond - 85.7%

## Game 14 • January 5, 2014 • Hagan Arena George Washington - 74, Saint Joseph's - 67

Charging back from down 16 to tie the game with under three minutes to play, Saint Joseph's couldn't complete the come back as the Hawks fell to George Washington, 74-67.

Trailing 59-49 with under six minutes to play, the Hawks went on a 16-6 run over three minutes as a three-point play by **Ciara Andrews** tied the game at 65-65 with 2:49 remaining.

After both teams scored on their next possessions, the Colonials got a jumper by Danni Jackson off an inbound play at 1:44 as the shot clock expired to go up 69-67.

The Hawks would have their chance to answer back, but couldn't convert as George Washington hit 5-of-6 from the foul line to finish off the game for a 74-67 win.

The Colonials took control from the tip in the first half, running out to an 11-0 lead as the Hawks went 0-for-7 from the floor and turned the ball over twice in the opening five minutes.

George Washington would extend its lead to as many as 16, but SJU fought back to make it a 38-28 game as a half-court shot by **Erin Shields** at the buzzer brought her team back within 10 points.

GW	Min.	FG-A	3PT	FT-A	OR	DR	TR	F	A	TO	B	S	Pts.
Washington, f	18	4-7	0-0	3-4	3	7	10	4	0	2	1	2	11
Jones, f	33	7-13	2-4	5-7	3	11	14	4	3	7	3	1	21
Miller, g	27	1-6	0-0	2-3	1	3	4	4	2	2	0	2	4
Jackson, g	35	4-14	1-3	3-4	0	2	2	3	8	4	0	0	12
Schaible, g	24	2-5	2-2	1-4	3	1	4	3	0	0	0	1	7
Brown	11	2-3	2-3	0-0	0	5	5	0	0	2	1	0	6
Wilson	18	2-3	0-0	0-0	3	2	5	0	0	1	1	1	4
Anderson	10	0-0	0-0	0-0	0	0	0	1	0	1	0	1	0
Chandler	24	1-7	0-0	7-7	2	1	3	3	1	0	0	0	9
Team					1	1	2						
<b>Totals</b>	<b>200</b>	<b>23-58</b>	<b>7-12</b>	<b>21-29</b>	<b>16</b>	<b>33</b>	<b>49</b>	<b>22</b>	<b>14</b>	<b>19</b>	<b>6</b>	<b>8</b>	<b>74</b>

Saint Joseph's	Min.	FG-A	3PT	FT-A	OR	DR	TR	F	A	TO	B	S	Pts.
Gotfrida, f	27	5-14	0-1	0-1	3	4	7	2	0	2	0	0	10
Berger, f	17	0-2	0-0	2-2	0	2	2	2	0	0	0	1	2
Fairbanks, f	20	1-5	0-0	2-3	1	1	2	3	0	3	1	0	4
Shields, g	36	4-16	1-8	2-2	0	2	2	4	9	2	0	0	11
Cloud, g	37	1-12	0-1	4-6	3	2	5	3	5	5	0	2	6
de Jonge	15	0-1	0-0	0-0	0	1	1	3	0	0	0	0	0
Robinson	27	7-7	0-0	2-4	2	8	10	3	0	0	0	0	16
Andrews	21	6-10	1-3	5-5	1	0	1	2	0	0	0	1	18
Team					4	3	7						
<b>Totals</b>	<b>200</b>	<b>24-67</b>	<b>2-13</b>	<b>17-23</b>	<b>14</b>	<b>23</b>	<b>37</b>	<b>22</b>	<b>14</b>	<b>12</b>	<b>1</b>	<b>4</b>	<b>67</b>

**Halftime:** George Washington, 38-28      **Deadball Rebounds:** George Washington, 4-2  
**Attendance:** 1,051      **Officials:** Lynch, Aldrich, Goode  
**FG %:** Saint Joseph's - 35.8%, George Washington - 39.7%  
**3-PT FG %:** Saint Joseph's - 15.4%, George Washington - 58.3%  
**FT %:** Saint Joseph's - 73.9%, George Washington - 72.4%





# 2013-14 SAINT JOSEPH'S BASKETBALL NOTES - PAGE 23

## Game 15 • January 8, 2014 • Hagan Arena Saint Joseph's - 72, Rhode Island - 35

Backed by a balanced attack, Saint Joseph's topped Rhode Island, 72-35.

Leading wire to wire, Saint Joseph's dominated the majority of the first half as it opened a 30-7 edge on a jumper by **Jessica Pongonis** at 6:12. The Hawks' defense flustered the Rams causing four turnovers and held them to just 3-of-17 from the field and 1-of-2 from the foul line to start the game.

Saint Joseph's, which had seven players score in the opening half, took a 38-15 lead into the half, and quickly pushed its advantage even further in the second. Up 47-21, the Hawks used an 8-2 run to open a 55-23 lead on a three-pointer by **Ilze Gotfrida** at 11:13.

The Hawks continued to hold Rhode Island at a distance until the final buzzer.

Rhode Island	Min.	FG-A	3PT	FT-A	OR	DR	TR	F	A	TO	B	S	Pts.
Palmer, f	23	2-7	0-0	2-4	0	1	1	3	0	1	0	0	6
Lewis, f	26	4-10	0-1	0-0	3	2	5	4	0	2	1	0	8
Melendez, g	34	3-14	1-4	0-0	1	1	2	1	4	1	3	0	7
Wallack, g	39	3-14	2-6	0-0	2	5	7	2	0	1	0	1	8
Whittaker, g	23	0-1	0-1	0-0	0	1	1	3	0	2	0	1	0
Banker	23	1-3	1-2	1-2	0	2	2	3	2	1	0	2	4
Bullard	19	1-4	0-0	0-0	1	2	3	1	3	1	0	1	2
Cooper	3	0-1	0-0	0-0	0	0	0	0	0	0	0	1	0
Straumann	10	0-1	0-1	0-0	0	1	1	1	0	1	0	0	0
Team					2	1	3			1			
<b>Totals</b>	<b>200</b>	<b>14-55</b>	<b>4-15</b>	<b>3-6</b>	<b>9</b>	<b>16</b>	<b>25</b>	<b>18</b>	<b>9</b>	<b>11</b>	<b>4</b>	<b>6</b>	<b>35</b>

Saint Joseph's	Min.	FG-A	3PT	FT-A	OR	DR	TR	F	A	TO	B	S	Pts.
Gotfrida, f	25	3-8	1-1	2-2	2	8	10	2	3	1	1	2	9
Berger, f	24	2-3	1-1	0-0	1	1	2	1	1	1	0	0	5
Fairbanks, f	18	4-8	0-0	4-4	2	1	3	2	2	3	2	0	12
Shields, g	25	5-7	2-3	0-0	0	8	8	0	6	1	0	0	12
Andrews, g	27	2-5	0-1	9-9	0	2	2	0	2	0	0	3	13
Rule	2	0-0	0-0	0-0	0	1	1	0	0	0	0	0	0
de Jonge	18	1-3	0-0	0-0	3	1	4	2	1	1	0	1	2
Robinson	20	4-8	0-0	0-1	1	4	5	0	2	1	2	0	8
Fitzpatrick	5	1-3	1-2	0-0	0	0	0	2	0	0	0	0	3
Gomez	19	1-3	1-3	1-2	0	2	2	0	3	2	0	0	4
Pongonis	17	2-4	0-0	0-0	0	3	3	2	0	2	1	0	4
Team					4	1	5						
<b>Totals</b>	<b>200</b>	<b>25-52</b>	<b>6-11</b>	<b>16-18</b>	<b>13</b>	<b>32</b>	<b>45</b>	<b>11</b>	<b>20</b>	<b>12</b>	<b>6</b>	<b>6</b>	<b>72</b>

**Halftime:** Saint Joseph's, 38-15      **Deadball Rebounds:** Saint Joseph's, 2-1  
**Attendance:** 2,451      **Officials:** Sidlasky, Cappel, Torres  
**FG %:** Saint Joseph's - 48.1%, Rhode Island - 25.5%  
**3-PT FG %:** Saint Joseph's - 54.5%, Rhode Island - 26.7%  
**FT %:** Saint Joseph's - 88.9%, Rhode Island - 50.0%

## Game 16 • January 12, 2014 • Verizon Wireless Arena VCU - 73, Saint Joseph's - 69

Saint Joseph's dropped a hard-fought battle at VCU, 73-69.

Down by as many as 14 in the first half, the Hawks would rally to make it a six point game at halftime and were the aggressor to start the second as it used a 13-4 run to take a 50-47 edge on a pair of free throws by **Ciara Andrews** at 13:24.

The lead would trade hands three times from there as neither team would gain more than a three-point lead as it was tied at 69-69 with under three minutes to play.

A driving layup by Keira Robinson put the Rams ahead 71-69 with 1:20 to play, with a free throw by Zakia Williams pushing the lead to 72-69 with 24 seconds to play.

The Hawks had a chance to tie it, but missed on a three-pointer and Ryen Henry would go on to ice it on a free throw with four seconds to go.

Up 12-10 to start the contest, VCU quickly pushed its lead to 14 points on a three-pointer at 11:30. The Rams built their lead over the four-minute span as Saint Joseph's shot just 2-of-10 from the floor, allowing VCU to go on its 17-5 run.

The Hawks battled back, slowly chipping away at the Rams' lead. Down 40-32, Saint Joseph's got a free throw from **Ashley Robinson** and baskets by **Geena Gomez** and **Sarah Fairbanks** to make it 40-37 with under two minutes to play in the half.

VCU would get a three-pointer in the final minutes to give her team a 43-37 edge going into the second half.

Saint Joseph's	Min.	FG-A	3PT	FT-A	OR	DR	TR	F	A	TO	B	S	Pts.
Gotfrida, f	22	1-4	0-0	2-2	3	10	13	0	2	4	0	0	4
Fairbanks, f	32	6-10	0-0	2-2	1	4	5	3	1	1	1	1	14
Cloud, g	33	1-6	1-3	0-0	2	4	6	5	5	9	0	3	3
Gomez, g	10	1-4	0-0	0-0	0	2	2	2	1	1	0	0	2
Andrews, g	31	4-16	1-5	4-5	0	3	3	2	0	3	0	1	13
Shields	34	5-14	2-8	1-1	0	5	5	4	2	2	0	1	13
de Jonge	0+	0-0	0-0	0-0	0	0	0	0	0	0	0	0	0
Robinson	25	3-6	0-0	2-3	4	7	11	5	0	3	2	2	8
Fitzpatrick	0+	0-0	0-0	0-0	0	0	0	0	0	0	0	0	0
Berger	13	4-7	2-4	2-2	0	0	0	0	0	0	0	0	12
Team					3	3	6						
<b>Totals</b>	<b>200</b>	<b>25-67</b>	<b>6-20</b>	<b>13-15</b>	<b>13</b>	<b>38</b>	<b>51</b>	<b>21</b>	<b>11</b>	<b>23</b>	<b>3</b>	<b>8</b>	<b>69</b>

VCU	Min.	FG-A	3PT	FT-A	OR	DR	TR	F	A	TO	B	S	Pts.
Henry, f	28	1-2	0-0	3-5	3	3	6	3	0	0	0	3	5
Williams, g	28	3-9	0-0	4-6	3	3	6	4	2	1	1	4	10
Parks, g	36	5-19	0-2	2-2	1	7	8	0	0	1	0	3	12
Robinson, g	36	7-17	1-1	6-6	0	5	5	1	10	7	0	2	21
Thorpe, g	27	3-12	2-8	3-6	1	2	3	3	1	2	0	2	11
Finney-Smith	10	4-6	4-5	0-0	0	1	1	1	0	1	0	0	12
Alaeze	12	1-4	0-1	0-0	0	3	3	1	1	0	2	1	2
Pellechio	18	0-1	0-1	0-0	0	2	2	1	0	0	0	2	0
Royster	5	0-0	0-0	0-0	1	1	2	2	0	0	0	0	0
Team					3	4	7						
<b>Totals</b>	<b>200</b>	<b>24-70</b>	<b>7-18</b>	<b>18-25</b>	<b>12</b>	<b>31</b>	<b>43</b>	<b>16</b>	<b>14</b>	<b>12</b>	<b>3</b>	<b>17</b>	<b>73</b>

**Halftime:** VCU, 43-37      **Deadball Rebounds:** VCU, 3-0  
**Attendance:** 762      **Officials:** Goode, Lynch, Pettus  
**FG %:** Saint Joseph's - 37.3%, VCU - 34.3%  
**3-PT FG %:** Saint Joseph's - 30.0%, VCU - 38.9%  
**FT %:** Saint Joseph's - 86.7%, VCU - 72.0%





# 2013-14 SAINT JOSEPH'S BASKETBALL NOTES - PAGE 24

## Game 17 • January 17, 2014 • Hagan Arena Saint Joseph's - 60, Penn - 52

Saint Joseph's moved a step closer to its first outright Big 5 title in 13 years as the Hawks topped Penn, 60-52.

In true Big 5 spirit, the teams were knotted at 50-50 with under two minutes to play, when **Ilze Gotfrida** hit a jumper and followed up in the next possession with a great lead pass to **Natasha Cloud** on a baseline layup to make it a 54-50 advantage for SJU with 1:13 to play.

Penn would get a pair of free throws to make it a two point game, but Cloud would answer with a pair of free throws with 32 seconds to play to push the lead back to four points. Saint Joseph's would come up with two more stands on defense and hit 4-of-4 from the line to close out the tightly-fought contest with the win.

Down 35-27 early into the second half, Saint Joseph's used a 10-0 run over a 5:03 span to take a 37-35 edge on a running jumper by Shields at 11:58.

The lead would change hands five times from there as Penn held a 45-44 edge with 6:18 to play.

With possession and looking to add to the lead, the Quakers' Kara Bonenberger was called for a flagrant foul and a technical foul, giving SJU the opportunity to regain the lead. Follow a pair of free throws from **Sarah Fairbanks** and **Erin Shields**, the Hawks got a jumper from Gotfrida to up its lead to 50-45 in a 27 second span.

The Quakers fought back to tie the game at 50 all before the final minutes.

Penn	Min.	FG-A	3PT	FT-A	OR	DR	TR	F	A	TO	B	S	Pts.
Bonenberger, f	31	8-15	0-0	1-2	1	3	4	5	2	4	1	2	17
Allen, f	27	1-3	1-1	0-0	2	3	5	2	2	0	0	0	3
Baron, g	30	2-10	1-5	1-2	1	6	7	4	4	2	0	1	6
Roche, g	8	0-2	0-2	0-0	0	2	2	0	0	0	0	0	0
McCullough, g	39	2-7	1-5	0-0	1	4	5	1	4	3	1	0	5
Cheney	18	2-5	0-0	2-2	1	3	4	0	2	1	1	0	6
Lockett	6	0-0	0-0	0-0	0	1	1	0	0	0	0	1	0
Stipanovich	17	3-11	0-0	0-0	4	4	8	5	1	4	5	0	6
Busch	6	1-2	0-1	0-0	0	0	0	1	0	0	0	0	2
Ray	18	2-8	0-2	3-5	1	2	3	2	1	1	0	0	7
Team					1	2	3						
<b>Totals</b>	<b>200</b>	<b>21-63</b>	<b>3-16</b>	<b>7-11</b>	<b>12</b>	<b>30</b>	<b>42</b>	<b>20</b>	<b>16</b>	<b>15</b>	<b>8</b>	<b>4</b>	<b>52</b>

Saint Joseph's	Min.	FG-A	3PT	FT-A	OR	DR	TR	F	A	TO	B	S	Pts.
Gotfrida, f	27	5-11	0-0	2-4	5	6	11	2	1	3	0	0	12
Robinson, f	31	1-6	0-0	1-2	1	7	8	3	0	1	4	0	3
Shields, g	37	5-11	2-6	4-4	1	2	3	0	2	1	0	1	16
Cloud, g	35	4-13	0-2	4-4	2	7	9	2	6	3	0	4	12
Andrews, g	11	1-3	1-1	0-0	0	1	1	1	0	0	0	0	3
de Jonge	1	0-0	0-0	0-0	0	0	0	0	0	0	0	0	0
Fitzpatrick	3	0-0	0-0	0-0	0	0	0	2	0	0	0	0	0
Gomez	4	0-0	0-0	0-0	0	0	0	1	0	0	0	0	0
Pongonis	3	0-3	0-1	0-0	0	1	1	0	0	0	0	0	0
Berger	31	3-9	1-3	0-0	0	0	0	3	0	0	0	1	7
Fairbanks	17	1-7	0-0	5-6	3	5	8	4	1	1	2	0	7
Team					1	2	3						
<b>Totals</b>	<b>200</b>	<b>20-63</b>	<b>4-13</b>	<b>16-20</b>	<b>13</b>	<b>31</b>	<b>44</b>	<b>18</b>	<b>10</b>	<b>9</b>	<b>6</b>	<b>6</b>	<b>60</b>

**Halftime:** Penn, 31-23      **Deadball Rebounds:** Penn, 4-3  
**Attendance:** 1,037      **Officials:** Cross, Jones, Smith  
**Technical Foul:** Penn - Kara Bonenberger  
**FG %:** Saint Joseph's - 31.7%, Penn - 33.3%  
**3-PT FG %:** Saint Joseph's - 30.8%, Penn - 18.8%  
**FT %:** Saint Joseph's - 80.0%, Penn - 63.6%

## Game 18 • January 19, 2014 • Tom Gola Arena Saint Joseph's - 64, La Salle - 52

Saint Joseph's its 16th Philadelphia Big 5 title, and first outright crown since 2000-01, as the Hawks topped La Salle, 64-52.

Led by a 14-point, nine rebound, nine assist performance from **Natasha Cloud**, Saint Joseph's finished Big 5 play with a 4-0 record, earning the program's first city series title since 2008-09 when it split with Temple.

Taking control from the opening basket and never falling behind, the Hawks used an 11-0 run towards the end of the first half to open its' 14-13 lead to a 25-13 advantage on a jumper by **Ciara Andrews** at 3:05.

Holding La Salle to just 25.8 percent shooting in the first half, the Hawks took a 31-20 lead into the second half.

In the second half, the Explorers cut SJU's lead to 48-44 with 7:40 to go, but the Hawks responded with seven-straight points as a jumper by **Sarah Fairbanks** pushed her team's lead to 55-44 with 3:22 to play.

Saint Joseph's would hit 9-of-10 free throws from there to close out the victory.

Saint Joseph's	Min.	FG-A	3PT	FT-A	OR	DR	TR	F	A	TO	B	S	Pts.
Gotfrida, f	25	5-10	0-2	0-0	0	4	4	3	2	0	0	0	10
Robinson, f	19	1-2	0-0	0-0	1	5	6	4	1	1	1	0	2
Shields, g	35	2-9	1-7	5-6	1	1	2	2	2	1	1	1	10
Cloud, g	40	4-6	1-1	5-6	0	9	9	1	9	4	1	0	14
Andrews, g	15	1-6	0-1	1-2	0	1	1	4	0	0	0	1	3
de Jonge	1	0-0	0-0	0-0	0	0	0	0	0	0	0	0	0
Gomez	5	1-3	0-2	0-0	0	1	1	0	1	0	0	0	2
Pongonis	5	1-1	0-0	0-2	0	1	1	1	0	0	0	0	2
Berger	24	2-3	1-2	0-0	1	4	5	0	2	2	0	0	5
Fairbanks	31	6-11	0-0	4-4	2	6	8	1	1	2	0	0	16
Team					2	1	3						
<b>Totals</b>	<b>200</b>	<b>23-51</b>	<b>3-15</b>	<b>15-20</b>	<b>7</b>	<b>33</b>	<b>40</b>	<b>16</b>	<b>18</b>	<b>10</b>	<b>3</b>	<b>2</b>	<b>64</b>

La Salle	Min.	FG-A	3PT	FT-A	OR	DR	TR	F	A	TO	B	S	Pts.
Beslow, f	30	1-6	0-0	0-1	3	4	7	2	2	0	0	0	2
Owens, f	37	4-17	0-5	0-0	0	5	5	3	1	0	0	0	8
Burdgess, c	21	5-10	0-0	2-4	6	4	10	4	0	2	0	1	12
Lee, g	7	1-3	0-0	0-0	1	0	1	0	0	0	0	0	2
Cropper, g	30	6-15	3-8	2-2	0	3	3	3	3	2	0	0	17
Alston	37	2-8	0-2	3-6	0	1	1	3	5	2	0	3	7
Dickens	3	0-0	0-0	0-0	0	0	0	0	0	0	0	0	0
Bullock	17	1-5	0-0	0-0	0	4	4	3	1	1	0	0	2
Koci	3	0-0	0-0	0-0	0	1	1	1	0	0	0	0	0
Mintzer	15	1-1	0-0	0-0	2	1	3	3	0	0	1	0	2
Team					2	0	2						
<b>Totals</b>	<b>200</b>	<b>21-65</b>	<b>3-15</b>	<b>7-13</b>	<b>14</b>	<b>23</b>	<b>37</b>	<b>22</b>	<b>12</b>	<b>7</b>	<b>1</b>	<b>4</b>	<b>52</b>

**Halftime:** Saint Joseph's, 31-20      **Deadball Rebounds:** La Salle, 4-2  
**Attendance:** 762      **Officials:** Goode, DePaul, Vera  
**Technical Foul:** Saint Joseph's - Ashley Robinson, La Salle - Leeza Burdgress  
**FG %:** Saint Joseph's - 45.1%, La Salle - 32.2%  
**3-PT FG %:** Saint Joseph's - 20.0%, La Salle - 20.0%  
**FT %:** Saint Joseph's - 75.0%, La Salle - 52.3%





# 2013-14 SAINT JOSEPH'S BASKETBALL NOTES - PAGE 25

## Game 19 • January 22, 2014 • Hagan Arena Saint Joseph's - 75, George Washington - 69

Scoring the final six points of the game, Saint Joseph's held off a late rally by George Washington to earn a 75-69 victory.

Up by as many as 16 points, the Hawks found themselves tied at 69-69 with under two minutes to play. Saint Joseph's kept its calm during the Colonials' push, as **Ashley Robinson** knocked down a jumper in the paint off a pass from **Natasha Cloud** at 1:13.

Back on defense, **Erin Shields** poked the ball away from the Colonials' Danni Jackson and followed with a pull-up jumper from the left wing to put the Hawks ahead, 73-69, with 34 seconds to play.

Saint Joseph's would get another defensive stop and **Sarah Fairbanks** would close the game out with a pair of free throws with 15 seconds to go.

Behind a strong defensive performance, the Hawks jumped out to a 31-15 advantage as they held the Colonials to just 17.2 percent shooting (5-of-29) over the opening 17 minutes.

George Washington would rally in the final moments of the half though, using a 13-3 run to make it a 34-28 at the half. The Colonials converted 4-of-8 from the field and converted 5-of-5 from the foul line during the run to make it a two-possession game entering the second stanza.

The Hawks held a 64-57 lead with under six minutes to play, but the Colonials used a 10-3 run over a three minute span to tie the game at 67-67. The teams would exchange baskets before the thrilling final minutes.

Saint Joseph's	Min.	FG-A	3PT	FT-A	OR	DR	TR	F	A	TO	B	S	Pts.
Gotfrida, f	32	6-14	0-1	0-0	3	5	8	2	3	1	0	0	12
Robinson, f	18	1-1	0-0	0-0	1	1	2	2	0	1	0	0	2
Shields, g	33	6-9	3-4	6-6	0	2	2	4	7	3	0	1	21
Cloud, g	36	4-10	0-0	1-2	0	7	7	3	9	3	1	1	9
Andrews, g	16	2-7	0-0	1-2	0	1	1	2	1	0	0	2	5
de Jonge	9	0-2	0-1	0-0	2	1	3	2	0	0	0	0	0
Gomez	2	0-0	0-0	0-0	0	0	0	0	0	0	0	0	0
Pongonis	2	0-0	0-0	0-0	0	1	1	0	0	0	0	0	0
Berger	28	4-12	2-4	0-0	2	1	3	4	1	0	0	1	10
Fairbanks	24	5-8	0-0	6-6	2	6	8	2	0	2	0	0	16
Team					1	1	2						
<b>Totals</b>	<b>200</b>	<b>28-63</b>	<b>5-10</b>	<b>14-16</b>	<b>11</b>	<b>26</b>	<b>37</b>	<b>21</b>	<b>21</b>	<b>10</b>	<b>1</b>	<b>5</b>	<b>75</b>

GW	Min.	FG-A	3PT	FT-A	OR	DR	TR	F	A	TO	B	S	Pts.
Washington, f	37	5-12	0-0	7-7	9	7	16	2	2	3	1	1	17
Wilson, f	26	5-6	0-0	0-2	5	6	11	3	0	2	0	3	10
Miller, g	35	3-7	0-0	2-2	0	2	2	1	4	3	0	0	8
Jackson, g	35	7-21	2-7	2-2	0	1	1	3	3	5	0	0	18
Schaible, g	25	2-9	0-2	3-9	4	4	8	1	1	1	1	2	7
Brown	6	0-1	0-1	0-0	0	0	0	0	1	0	0	0	0
Anderson	10	1-2	0-0	0-0	0	0	0	1	0	0	0	0	2
Nipe	16	1-10	0-5	3-4	1	1	2	1	0	0	0	0	5
Chandler	10	1-1	0-0	0-0	0	2	2	2	0	0	0	0	2
Team					4	2	6						
<b>Totals</b>	<b>200</b>	<b>25-69</b>	<b>2-15</b>	<b>17-26</b>	<b>23</b>	<b>25</b>	<b>48</b>	<b>14</b>	<b>11</b>	<b>14</b>	<b>2</b>	<b>6</b>	<b>69</b>

**Halftime:** Saint Joseph's, 33-28      **Deadball Rebounds:** George Washington, 4-1  
**Attendance:** 207      **Officials:** Brunette, Enterline, Preato  
**FG %:** Saint Joseph's - 44.4%, George Washington - 36.2%  
**3-PT FG %:** Saint Joseph's - 50.0%, George Washington - 13.3%  
**FT %:** Saint Joseph's - 87.5%, George Washington - 65.4%

## Game 20 • January 26, 2014 • Hagan Arena Saint Joseph's - 75, Dayton - 63

Backed by a 50 percent shooting second half, Saint Joseph's topped Dayton, 75-63.

Down 40-34 just over five minutes into the second half, Saint Joseph's went on a 10-0 run to open a 44-40 lead on a pair of **Natasha Cloud** free throws at 11:35. The Hawks, who went 4-of-7 from the field and 2-of-2 from the line during that stretch, held the Flyers to 0-for-3 from the field and caused three turnovers during that stretch.

Dayton would cut SJU's lead to one three times, but each time the Hawks answered back.

After having its lead cut to 62-58 with 3:31 to play, Saint Joseph's got a layup from **Sarah Fairbanks** at 2:32 to make it six-point game.

Following a Dayton missed three-pointer, **Ciara Andrews** put the game out of reach with a three-pointer from the right wing to put the Hawks up 67-58 at 1:51. Saint Joseph's would make sure Dayton would get no closer as it hit 8-of-8 from the foul line in the final minute to improve to 13-11 all-time against the Flyers.

The Flyers took command off the tip, running out to a 24-13 advantage midway through the half, but the Hawks would race back with an 11-0 run to tie the game at 24 all on a pair of free throws by Cloud at 4:17.

Dayton would hit a three-pointer to the Flyers up 32-29 at the break, despite both teams cold shooting performances as Dayton shot just 34.2 percent, while SJU was held to 31.4 percent.

Dayton	Min.	FG-A	3PT	FT-A	OR	DR	TR	F	A	TO	B	S	Pts.
Malott, f	34	4-14	3-7	1-3	2	6	8	4	4	4	4	3	12
Sant, c	31	4-11	0-0	1-2	4	1	5	5	0	1	0	0	9
Edwards, g	37	2-8	1-2	1-2	0	5	5	1	3	2	0	1	6
Hoover, g	40	4-14	2-6	6-6	2	5	7	2	3	1	0	2	16
Johnson, g	37	5-11	0-0	4-7	1	3	4	4	1	5	0	3	14
Cvitkovic	6	1-1	0-0	0-0	2	1	3	1	0	2	0	0	2
Cornelie	12	2-6	0-1	0-0	1	1	2	4	0	1	2	0	4
Grant-Allen	3	0-0	0-0	0-0	0	2	2	0	0	0	0	0	0
Team					2	4	6				1		
<b>Totals</b>	<b>200</b>	<b>22-65</b>	<b>6-16</b>	<b>13-20</b>	<b>14</b>	<b>28</b>	<b>42</b>	<b>21</b>	<b>11</b>	<b>17</b>	<b>6</b>	<b>9</b>	<b>63</b>

Saint Joseph's	Min.	FG-A	3PT	FT-A	OR	DR	TR	F	A	TO	B	S	Pts.
Gotfrida, f	22	3-9	0-0	0-0	1	6	7	3	1	2	1	0	6
Robinson, f	24	2-4	0-0	0-1	2	3	5	1	1	2	1	0	4
Shields, g	40	3-12	3-9	6-6	0	5	5	1	5	3	0	0	15
Cloud, g	36	5-11	2-5	9-10	1	7	8	4	8	5	0	2	21
Andrews, g	26	7-13	1-2	0-0	0	3	3	4	2	1	0	0	15
Pongonis	7	0-3	0-0	0-1	3	1	4	1	1	0	0	0	0
Berger	18	0-4	0-1	0-0	1	0	1	3	1	1	0	0	0
Fairbanks	27	7-11	0-0	0-0	2	5	7	3	0	1	1	0	14
Team					4	3	7						
<b>Totals</b>	<b>200</b>	<b>27-67</b>	<b>6-17</b>	<b>15-18</b>	<b>14</b>	<b>33</b>	<b>47</b>	<b>20</b>	<b>19</b>	<b>15</b>	<b>3</b>	<b>2</b>	<b>75</b>

**Halftime:** Dayton, 32-29      **Deadball Rebounds:** Dayton, 3-1  
**Attendance:** 1,243      **Officials:** Preato, Goode, Klein  
**FG %:** Saint Joseph's - 40.3%, Dayton - 33.8%  
**3-PT FG %:** Saint Joseph's - 35.3%, Dayton - 37.5%  
**FT %:** Saint Joseph's - 83.3%, Dayton - 65.0%





# 2013-14 SAINT JOSEPH'S BASKETBALL NOTES - PAGE 26

## Game 21 • January 29, 2014 • Hagan Arena Saint Louis - 69, Saint Joseph's - 65

Shooting just 32.2 percent from the field, Saint Joseph's had its four-game win streak snapped by Saint Louis, 69-65.

Up 29-22 at the half, the Hawks saw its lead slip away midway through the second half as a jumper by SLU's Erin Nelson put her team ahead 42-40 at 10:47.

Saint Joseph's rallied to take a 54-44 lead, but the Billikens hit timely shots to open a 60-53 edge with 2:33 to play.

Down by six with under a minute to play, the Hawks cut the deficit to 65-62 on a three-pointer by **Erin Shields** with 21 seconds to play.

On the ensuing inbounds, Saint Joseph's appeared to cause a five-second violation as the Billikens couldn't inbound the play. However, after the referees met, Saint Louis was awarded a time out as one referee called a timeout, while the other called a violation.

The Billikens' Jamesia Price would get fouled and hit two free throws to give her team a 67-62 edge with 16 seconds to play.

Shields again would answer, hitting her fourth three-pointer to bring the Hawks within 67-65.

However, Saint Louis' Price would hit a pair of free throws with seven seconds to go to seal the win for her team.

In the first half, SJU opened a 10-point edge on the Billikens behind a 10-2 run as it went from a 16-14 lead to a 26-16 advantage on a pair of free throws by **Natasha Cloud**.

Saint Louis would close the half with a 6-3 run as Saint Joseph's took a 29-22 lead into halftime.

Saint Louis	Min.	FG-A	3PT	FT-A	OR	DR	TR	F	A	TO	B	S	Pts.
Jakubieck, f	30	3-5	0-1	0-0	1	3	4	4	2	2	0	2	6
Nelson, f	35	6-14	2-5	4-8	1	2	3	2	2	1	0	0	18
Womack, f	35	6-16	2-4	0-0	0	10	10	2	1	3	0	0	14
Price, g	33	3-10	0-3	7-9	0	6	6	4	3	1	0	1	13
Ball, g	35	3-11	0-2	4-5	1	3	4	5	3	0	0	0	10
Castleman	4	0-2	0-1	0-0	1	0	1	1	0	0	0	0	0
Lopez	11	0-0	0-0	0-4	0	1	1	2	0	0	0	2	0
Stipanovich	17	3-5	0-0	2-2	6	4	10	4	1	1	0	0	8
Team					1	3	4			1			
<b>Totals</b>	<b>200</b>	<b>24-63</b>	<b>4-16</b>	<b>17-28</b>	<b>11</b>	<b>32</b>	<b>43</b>	<b>24</b>	<b>12</b>	<b>9</b>	<b>0</b>	<b>5</b>	<b>69</b>

Saint Joseph's	Min.	FG-A	3PT	FT-A	OR	DR	TR	F	A	TO	B	S	Pts.
Gotfrida, f	30	3-6	0-0	4-4	1	4	5	3	1	1	1	0	10
Robinson, f	19	1-3	0-0	0-0	1	3	4	2	1	3	0	0	2
Shields, g	37	5-15	4-8	1-2	0	6	6	4	2	3	0	0	15
Cloud, g	37	3-15	1-2	8-10	2	9	11	3	6	1	1	2	15
Andrews, g	19	0-2	0-0	0-0	0	2	2	5	2	1	0	0	0
de Jonge	5	0-1	0-0	0-0	0	1	1	1	0	0	0	0	0
Gomez	4	0-2	0-1	0-0	0	0	0	2	1	0	0	1	0
Pongonis	11	0-1	0-1	0-0	0	3	3	0	1	2	1	0	0
Berger	18	3-4	2-3	0-0	0	0	0	3	0	2	0	0	8
Fairbanks	20	4-10	0-0	7-9	6	5	11	4	0	1	3	0	15
Team					1	0	1						
<b>Totals</b>	<b>200</b>	<b>19-59</b>	<b>7-15</b>	<b>20-25</b>	<b>11</b>	<b>33</b>	<b>44</b>	<b>27</b>	<b>14</b>	<b>14</b>	<b>6</b>	<b>3</b>	<b>65</b>

**Halftime:** Saint Joseph's, 29-22     **Deadball Rebounds:** Saint Louis, 5-3  
**Attendance:** 551     **Officials:** Inouye, Preato, Stanton  
**FG %:** Saint Joseph's - 32.2%, Saint Louis - 38.1%  
**3-PT FG %:** Saint Joseph's - 46.7%, Saint Louis - 25.0%  
**FT %:** Saint Joseph's - 80.0%, Saint Louis - 60.7%

## Game 22 • February 1, 2014 • Hagan Arena Saint Joseph's - 69, VCU - 65

Saint Joseph's **Erin Shields** had a season-best 27 points as the Hawks' avenged an early-season loss to VCU with a 70-51 victory over the Rams.

Trailing by four at halftime, Saint Joseph's dominated the second half as it outscored the Rams 41-18.

The Hawks, who held the Rams to 20.6 percent shooting in the second half (7-of-34), used a 16-3 run to start the final period as a layup by **Ilze Gotfrida** put her team ahead 45-37.

VCU (17-5, 5-4 A-10) would score the next basket to cut the deficit to six, but that is as close as it would get over the remainder of the game. The Hawks held the Rams to just four points over a seven minute span as it opened a 62-43 lead on a layup by **Ashley Robinson** at 3:40.

Saint Joseph's defense held VCU to 1-of-9 from the field, 2-of-4 from the foul line and caused four turnovers during that stretch, and kept the Rams to just 29.2 percent shooting overall (21-of-72) and 16.7 percent from three-point range (3-of-18) for the game.

In a tight first half, VCU opened a 21-27 lead with under six minutes to play, but the Hawks fought back to make it a one-possession game, 31-29, on a Shields three-pointer with 50 seconds. The Rams would tally the final basket to take a 33-29 edge into the second half.

VCU	Min.	FG-A	3PT	FT-A	OR	DR	TR	F	A	TO	B	S	Pts.
Henry, f	13	0-2	0-0	0-0	3	0	3	0	0	1	0	1	0
Parks, g	26	6-18	0-2	1-2	2	3	5	4	1	2	0	0	13
Williams, g	21	1-4	0-0	0-0	2	5	7	3	1	2	0	0	2
Robinson, g	36	3-17	0-3	3-6	0	6	6	3	4	3	0	0	9
Thorpe, g	25	5-16	1-7	1-3	0	3	3	3	1	1	1	0	12
Finney-Smith	14	0-2	0-2	1-2	3	2	5	3	0	1	0	0	1
Alaeze	21	2-6	0-1	0-0	4	3	7	2	0	1	0	3	4
Mitchell	1	0-0	0-0	0-0	0	0	0	0	1	0	0	0	0
Pellechio	18	4-7	2-3	0-0	1	0	1	1	0	1	0	2	10
Calhoun	4	0-0	0-0	0-0	0	0	0	0	0	0	0	0	0
Royster	21	0-0	0-0	0-0	2	1	3	2	0	0	2	0	0
Team					1	4	5						
<b>Totals</b>	<b>200</b>	<b>21-72</b>	<b>3-18</b>	<b>6-13</b>	<b>18</b>	<b>27</b>	<b>45</b>	<b>21</b>	<b>8</b>	<b>12</b>	<b>3</b>	<b>6</b>	<b>51</b>

Saint Joseph's	Min.	FG-A	3PT	FT-A	OR	DR	TR	F	A	TO	B	S	Pts.
Robinson, f	26	2-5	0-0	2-3	3	5	8	4	0	3	1	0	6
Berger, f	31	0-9	0-4	0-0	4	3	7	1	3	0	0	0	0
Fairbanks, f	30	3-11	0-0	7-8	0	6	6	2	1	2	1	0	13
Shields, g	36	9-18	5-13	4-4	0	4	4	1	5	1	0	1	27
Cloud, g	35	5-8	0-2	2-4	1	8	9	3	5	2	1	3	12
Gotfrida	22	3-7	0-0	0-0	2	2	4	2	4	2	0	0	6
de Jonge	1	0-0	0-0	0-0	0	0	0	0	0	0	0	0	0
Fitzpatrick	3	0-1	0-0	0-0	0	0	0	0	0	0	0	0	0
Gomez	1	0-0	0-0	0-0	0	0	0	0	0	0	0	0	0
Andrews	21	1-1	0-0	4-5	1	1	2	3	0	0	1	0	6
Pongonis	1	0-0	0-0	0-0	0	0	0	0	0	0	0	0	0
Team					1	6	7						
<b>Totals</b>	<b>200</b>	<b>23-60</b>	<b>5-19</b>	<b>19-24</b>	<b>12</b>	<b>35</b>	<b>47</b>	<b>16</b>	<b>18</b>	<b>10</b>	<b>4</b>	<b>4</b>	<b>70</b>

**Halftime:** VCU, 33-29     **Deadball Rebounds:** VCU, 5-3  
**Attendance:** 1,143     **Officials:** Smith, Farlow, Hare  
**FG %:** Saint Joseph's - 38.3%, VCU - 29.2%  
**3-PT FG %:** Saint Joseph's - 26.3%, VCU - 16.7%  
**FT %:** Saint Joseph's - 79.2%, VCU - 46.2%





# 2013-14 SAINT JOSEPH'S BASKETBALL NOTES - PAGE 27

## Game 23 • February 5, 2014 • Reilly Center St. Bonaventure - 73, Saint Joseph's - 67

A late rally by Saint Joseph's came up short as the Hawks fell to St. Bonaventure, 73-67

Down 55-42 with under eight minutes to play, Saint Joseph's went on a 14-3 run to cut the Bonnies' lead to 58-56 on a steal and layup by **Ciara Andrews** at 4:19.

Following a defensive stop, the Hawks would get the ball back with a chance to tie the game. Unfortunately for SJU, the shot never fell as St. Bonaventure scored the next five points to open a 63-56 lead on a free throw with 1:34 to play.

A layup by **Natasha Cloud** brought the Hawks within five, but the Bonnies closed the game out at the foul line, hitting 10-of-10 from the charity stripe in the final minute after going just 8-of-19 from there the rest of the game.

In the first half, the Bonnies came out hot and grabbed the lead early thanks to Chelsea Bowker 14 points. Connecting on 5-of-6 from the field, including four from behind the arc, Bowker helped give SBU a 34-24 edge at the half.

After shooting 32.3 percent in the first half, the Hawks rebounded to shoot 50 percent in the second stanza and finish at 40.7 percent overall (24-of-59). However, the Bonnies matched SJU's efficiency, going 23-of-46 from the floor for the contest, and hitting 9-of-13 from behind the arc (69.2 percent).

Saint Joseph's	Min.	FG-A	3PT	FT-A	OR	DR	TR	F	A	TO	B	S	Pts.
Robinson, f	19	0-2	0-0	2-2	1	0	1	3	0	2	0	0	2
Fairbanks, f	36	7-14	0-0	2-2	1	5	6	4	1	2	2	1	16
Shields, g	38	2-15	0-7	0-0	0	2	2	4	6	0	0	1	4
Cloud, g	39	8-14	3-5	3-4	2	7	9	4	3	2	0	2	22
Andrews, g	26	1-5	0-0	6-6	2	1	3	2	0	1	0	1	8
Gotfrida	10	1-4	0-0	0-0	1	0	1	1	0	3	0	1	2
de Jonge	3	0-0	0-0	0-0	0	0	0	0	0	0	0	1	0
Fitzpatrick	5	2-2	2-2	0-0	0	1	1	1	0	0	0	0	6
Gomez	1	0-0	0-0	0-0	0	0	0	0	0	0	0	0	0
Berger	23	3-3	1-1	0-0	0	2	2	3	0	0	0	0	7
Team					3	1	4						
<b>Totals</b>	<b>200</b>	<b>24-59</b>	<b>6-15</b>	<b>13-14</b>	<b>10</b>	<b>19</b>	<b>29</b>	<b>24</b>	<b>10</b>	<b>10</b>	<b>2</b>	<b>7</b>	<b>67</b>

St. Bonaventure	Min.	FG-A	3PT	FT-A	OR	DR	TR	F	A	TO	B	S	Pts.
Little, f	32	4-8	0-0	5-9	5	13	18	3	2	4	2	1	13
Bowker, f	30	7-10	6-9	0-0	1	1	2	3	0	0	1	0	20
Healy, f	26	5-16	0-0	1-4	3	2	5	5	3	7	0	1	11
Rueter, g	31	4-7	2-3	5-6	0	4	4	2	1	3	1	0	15
Michael, g	33	1-1	1-1	5-6	1	0	1	1	4	1	0	0	8
Rombach	20	0-0	0-0	0-1	0	3	3	1	0	1	0	0	0
Harrison	1	0-0	0-0	0-0	0	0	0	0	0	0	0	0	0
Outlaw	27	2-4	0-0	2-3	0	2	2	2	1	0	0	0	6
Team					2	2	4						
<b>Totals</b>	<b>200</b>	<b>23-46</b>	<b>9-13</b>	<b>18-29</b>	<b>12</b>	<b>27</b>	<b>39</b>	<b>17</b>	<b>11</b>	<b>16</b>	<b>4</b>	<b>2</b>	<b>73</b>

**Halftime:** St. Bonaventure, 34-24    **Deadball Rebounds:** St. Bonaventure, 3-0  
**Attendance:** 571    **Officials:** Brunette, Enterline, Preato  
**FG %:** Saint Joseph's - 40.7%, St. Bonaventure - 50.0%  
**3-PT FG %:** Saint Joseph's - 40.0%, St. Bonaventure - 69.2%  
**FT %:** Saint Joseph's - 92.9%, St. Bonaventure - 62.1%

## Game 24 • February 12, 2014 • Hagan Arena Saint Joseph's - 76, La Salle - 63

Backed by a combined 56 points from **Erin Shields**, **Natasha Cloud** and **Ashley Robinson**, Saint Joseph's topped La Salle, 76-63.

Leading by 11 early into the second half, the Hawks saw their lead cut to just four, 51-47, with 11:55 to play. From there, Saint Joseph's broke the game open using a 17-5 run to take a 68-52 lead on a layup by Cloud at 4:18. Cloud, Robinson and Shields totalled 15 of the Hawks points during their run, while the defense held La Salle to just 2-of-7 from the field and caused four turnovers.

La Salle would get no closer than 11 points as Saint Joseph's picked up its second win over the Explorers this season.

The Explorers jumped out of the gates to a 4-0 lead in the first half, but the Hawks quickly countered to take a 13-8 advantage on a pair of Robinson free throws at 13:48.

A 5-0 run by La Salle tied the game up, but Saint Joseph's went on a 15-6 run as a layup by **Ilze Gotfrida** put SJU up nine at 6:55. The Hawks would push its lead to 10 by halftime, 42-32, as they shot 50 percent from the floor (15-of-30).

La Salle	Min.	FG-A	3PT	FT-A	OR	DR	TR	F	A	TO	B	S	Pts.
Beslow, f	35	2-3	0-0	0-0	2	4	6	5	1	3	0	0	4
Owens, f	34	6-16	2-6	1-1	3	2	5	2	2	3	1	1	15
Burdgess, c	24	5-9	0-0	3-6	3	4	7	4	0	1	1	0	13
Alston, g	40	3-9	0-1	1-3	1	1	2	4	5	2	0	1	7
Cropper, g	40	8-17	3-7	1-3	0	3	3	0	4	4	1	1	20
Ward	2	0-1	0-0	0-0	0	0	0	0	0	0	0	0	0
Dickens	15	2-4	0-0	0-0	3	2	5	1	1	0	1	0	4
Bullock	9	0-0	0-0	0-0	0	1	1	1	1	1	0	0	0
Mintzer	1	0-0	0-0	0-0	0	1	1	2	0	0	0	0	0
Team					0	4	4						
<b>Totals</b>	<b>200</b>	<b>26-59</b>	<b>5-14</b>	<b>6-13</b>	<b>12</b>	<b>22</b>	<b>34</b>	<b>19</b>	<b>14</b>	<b>14</b>	<b>4</b>	<b>3</b>	<b>63</b>

Saint Joseph's	Min.	FG-A	3PT	FT-A	OR	DR	TR	F	A	TO	B	S	Pts.
Robinson, f	37	7-13	0-0	3-4	2	6	8	2	1	2	1	0	17
Fairbanks, f	4	0-0	0-0	0-0	0	0	0	0	0	1	0	0	0
Shields, g	37	7-14	4-7	4-4	0	3	3	2	1	0	0	0	22
Cloud, g	37	6-13	0-0	5-6	2	5	7	3	7	4	0	2	17
Andrews, g	23	2-7	0-1	2-3	1	3	4	2	1	1	0	1	6
Gotfrida	29	3-7	0-0	0-0	2	3	5	4	5	1	0	0	6
de Jonge	12	1-2	0-0	0-0	0	0	0	0	0	0	1	0	2
Pongonis	8	1-1	0-0	0-0	1	1	2	3	0	1	0	0	2
Berger	13	1-3	0-0	2-2	0	0	0	2	1	0	0	0	4
Team					3	4	7			1			
<b>Totals</b>	<b>200</b>	<b>28-60</b>	<b>4-8</b>	<b>16-19</b>	<b>11</b>	<b>25</b>	<b>36</b>	<b>18</b>	<b>16</b>	<b>11</b>	<b>2</b>	<b>3</b>	<b>76</b>

**Halftime:** Saint Joseph's, 42-32    **Deadball Rebounds:** La Salle, 4-1  
**Attendance:** 1,111    **Officials:** Suffren, Preato, Sparrock  
**FG %:** Saint Joseph's - 46.7%, La Salle - 44.1%  
**3-PT FG %:** Saint Joseph's - 50.0%, La Salle - 35.7%  
**FT %:** Saint Joseph's - 84.2%, La Salle - 46.2%





# 2013-14 SAINT JOSEPH'S BASKETBALL NOTES - PAGE 28

## Game 25 • February 15, 2014 • Patriot Center Saint Joseph's - 89, George Mason - 75

## Game 26 • February 18, 2014 • Hagan Arena Saint Joseph's - 61, Duquesne - 59

Led by **Erin Shields'** career-high 29 points, Saint Joseph's downed George Mason, 89-75.

Trailing 41-39 to start the second half, the Hawks used a 20-6 run to open the stanza as a Shields' jumper at 14:18 put her team ahead 59-47.

George Mason would fight back to make it a four-point game less than three minutes late, but Saint Joseph's answered as a three-pointer by Shields pushed the lead to nine, 68-59, at 10:19.

The Patriots had one last punch in them, cutting the gap to 70-68 on a Taylor Brown layup at 5:54.

The veteran SJU team answered, pushing the lead back to nine on a jumper by **Ilze Gotfrida** on an inbound pass from **Natasha Cloud** with 3:36 to play.

George Mason would get no closer than eight from there as the Hawks hit 8-of-8 from the foul line and added a layup in the final minutes for the win.

In a back-and-forth first half, George Mason jumped out to a 7-2 early lead, but the Hawks answered back with an 11-2 run to take a 13-9 edge on a three-pointer by Shields at 14:09.

The lead would change hands five times from there, with the scored tied six as the Patriots took a 41-39 lead into halftime.

Saint Joseph's	Min.	FG-A	3PT	FT-A	OR	DR	TR	F	A	TO	B	S	Pts.
Gotfrida, f	28	5-12	0-1	2-2	2	3	5	4	3	1	0	0	12
Robinson, f	32	5-9	0-0	4-4	2	9	11	2	1	2	1	0	14
Shields, g	36	8-13	7-11	6-7	0	2	2	0	5	2	0	1	29
Cloud, g	33	8-13	0-1	0-1	0	4	4	3	12	1	0	1	16
Andrews, g	19	2-4	0-0	2-2	0	2	2	2	1	3	0	1	6
de Jonge	14	0-1	0-0	0-0	0	2	2	1	1	0	0	1	0
Fitzpatrick	1	0-0	0-0	0-0	0	0	0	0	0	0	0	0	0
Gomez	1	0-0	0-0	0-0	0	0	0	0	0	0	0	0	0
Pongonis	5	0-0	0-0	0-0	0	0	0	0	0	0	0	0	0
Berger	20	2-4	2-3	0-0	0	0	0	1	0	0	0	0	6
Fairbanks	11	1-3	0-0	4-4	0	2	2	3	1	0	0	0	6
Team					1	6	7						
<b>Totals</b>	<b>200</b>	<b>31-59</b>	<b>9-16</b>	<b>18-20</b>	<b>5</b>	<b>30</b>	<b>35</b>	<b>16</b>	<b>24</b>	<b>9</b>	<b>1</b>	<b>4</b>	<b>89</b>

G. Mason	Min.	FG-A	3PT	FT-A	OR	DR	TR	F	A	TO	B	S	Pts.
Ngoie, f	28	1-8	1-6	0-0	0	2	2	2	1	1	0	0	3
Watts, f	36	4-8	0-0	0-0	1	2	3	2	0	1	0	0	8
Mohamed, g	15	2-4	0-1	0-0	0	2	2	0	1	0	0	0	4
Brown, g	38	10-20	2-5	2-4	1	3	4	1	3	2	0	0	24
Jackson, g	10	2-5	0-2	1-2	0	3	3	2	1	0	0	0	5
Pickard	28	3-8	0-1	8-10	1	8	9	3	0	0	2	0	14
Petty-Evans	2	0-0	0-0	0-0	0	0	0	0	0	0	0	0	0
Jacobs	26	5-9	0-1	1-2	0	2	2	3	1	1	0	2	11
Strickland	17	2-3	0-0	2-2	2	1	3	3	0	1	0	0	6
Dawson	0+	0-0	0-0	0-0	0	0	0	0	0	0	0	0	0
Team					4	2	6						
<b>Totals</b>	<b>200</b>	<b>29-65</b>	<b>3-16</b>	<b>14-20</b>	<b>9</b>	<b>25</b>	<b>34</b>	<b>19</b>	<b>6</b>	<b>7</b>	<b>2</b>	<b>2</b>	<b>75</b>

**Halftime:** George Mason, 41-39    **Deadball Rebounds:** George Mason, 3-0  
**Attendance:** 730    **Officials:** Brunette, Enterline, Preato  
**FG %:** Saint Joseph's - 52.5%, George Mason - 44.6%  
**3-PT FG %:** Saint Joseph's - 56.3%, George Mason - 18.8%  
**FT %:** Saint Joseph's - 90.0%, George Mason - 70.0%

**Natasha Cloud's** layup with 3.9 seconds to go lifted Saint Joseph's past Duquesne, 61-59.

Leading by six with under five minutes to play, Saint Joseph's saw its lead evaporate with 17 seconds remaining as a pair of free throws by Duquesne's Raegan Moore tied the game at 59-59.

With the final seconds ticking away, the Hawks worked the ball to Cloud on the right wing. Getting a step on her defender, Cloud drove the right wing and hit the go-ahead layup to put SJU up 61-59 with 3.9 seconds to go.

Duquesne had one final shot, but a desperation three-pointer by Moore was off the mark at the buzzer.

In a tight first half, Saint Joseph's used an 11-4 run to take a 30-24 lead into the half as Andrews scored her 14th point on a layup at the buzzer.

Saint Joseph's would push its lead to eight six times in the second period, but Duquesne pushed back each time leading to the thrilling final seconds.

Duquesne	Min.	FG-A	3PT	FT-A	OR	DR	TR	F	A	TO	B	S	Pts.
Agunbiade, f	37	5-12	1-2	7-10	6	6	12	2	4	5	0	1	18
Szecs, f	35	4-9	0-0	0-0	5	5	10	2	0	4	0	0	8
Moore, g	32	5-12	1-4	8-8	1	0	1	2	3	2	0	1	19
Bresnahan, g	23	0-3	0-0	1-2	2	2	4	1	2	2	0	2	1
Robinson, g	34	2-6	1-3	2-2	1	2	3	2	4	1	0	0	7
Odisho	2	0-0	0-0	0-0	0	0	0	0	0	1	0	0	0
Szamosi	2	0-0	0-0	0-0	0	0	0	0	0	0	0	0	0
Johnson	9	1-2	0-0	0-0	0	1	1	0	0	0	0	0	2
Nurkic	26	1-4	0-2	2-2	2	4	6	2	0	0	1	0	4
Team					0	1	1						
<b>Totals</b>	<b>200</b>	<b>18-48</b>	<b>3-11</b>	<b>20-24</b>	<b>17</b>	<b>21</b>	<b>38</b>	<b>11</b>	<b>13</b>	<b>16</b>	<b>1</b>	<b>4</b>	<b>59</b>

Saint Joseph's	Min.	FG-A	3PT	FT-A	OR	DR	TR	F	A	TO	B	S	Pts.
Robinson, f	31	6-8	0-0	1-2	1	1	2	4	2	2	0	2	13
Fairbanks, f	25	2-6	0-0	0-0	1	1	2	4	0	1	0	1	4
Shields, g	37	3-8	1-4	0-0	0	1	1	1	5	3	0	0	7
Cloud, g	32	3-8	0-0	1-2	1	6	7	4	9	0	0	2	7
Andrews, g	35	9-15	1-1	2-3	4	2	6	1	2	3	0	1	21
Gotfrida	24	3-7	0-1	0-0	1	1	2	3	0	1	0	1	6
Berger	16	1-3	0-0	1-2	0	0	0	0	1	0	0	2	3
Team					1	4	5						
<b>Totals</b>	<b>200</b>	<b>27-55</b>	<b>2-6</b>	<b>5-9</b>	<b>9</b>	<b>16</b>	<b>25</b>	<b>17</b>	<b>19</b>	<b>10</b>	<b>0</b>	<b>9</b>	<b>61</b>

**Halftime:** Saint Joseph's, 30-24    **Deadball Rebounds:** Saint Joseph's, 2-1  
**Attendance:** 515    **Officials:** Enterline, Inouye, Smith  
**FG %:** Saint Joseph's - 49.1%, Duquesne - 37.5%  
**3-PT FG %:** Saint Joseph's - 33.3%, Duquesne - 27.3%  
**FT %:** Saint Joseph's - 55.6%, Duquesne - 83.3%





# 2013-14 SAINT JOSEPH'S BASKETBALL NOTES - PAGE 29

## Game 27 • February 23, 2014 • UD Arena Dayton - 82, Saint Joseph's - 56

Shooting just 31.9 percent from the field, Saint Joseph's fell at Dayton, 82-56, Sunday afternoon at UD Arena.

After a slow start to the first half, Saint Joseph's used an 8-2 run to open a 19-12 edge on a driving layup by **Ciara Andrews** at 7:16.

The Flyers (20-5, 13-1 A-10) would answer back with a 14-4 run, taking a 26-23 lead on a pair of free throws at 3:21.

Dayton would continue to push its lead, scoring 10 of the final 14 points of the half to take a 36-27 lead into the second half.

The Flyers would carry momentum into the second half, outscoring the Hawks 18-9 to start the half, taking a 54-36 with 13:20 to play.

Five-straight points by Andrews would bring Saint Joseph's to within 54-41 with 12:35 to play, but the Hawks got no closer from there.

Saint Joseph's	Min.	FG-A	3PT	FT-A	OR	DR	TR	F	A	TO	B	S	Pts.
Robinson, f	15	0-3	0-0	0-0	0	0	0	5	1	1	2	0	0
Fairbanks, f	34	5-13	0-0	2-3	2	7	9	1	1	2	2	0	12
Shields, g	27	1-10	0-6	0-0	1	4	5	2	2	1	0	0	2
Cloud, g	35	2-12	1-2	1-4	1	1	2	1	4	3	0	2	6
Andrews, g	31	5-13	1-2	4-5	1	4	5	4	4	1	0	3	15
Gotfrida	24	4-9	0-0	0-0	1	0	1	2	0	2	0	0	8
de Jonge	5	0-1	0-0	0-0	1	0	1	2	0	0	0	0	0
Fitzpatrick	2	0-0	0-0	0-0	0	0	0	0	0	0	0	0	0
Gomez	2	0-0	0-0	0-0	0	0	0	1	0	0	0	0	0
Pongonis	2	0-0	0-0	0-0	0	0	0	0	0	0	0	0	0
Berger	23	5-8	1-3	2-2	0	2	2	1	0	1	0	0	13
Team					3	1	4						
<b>Totals</b>	<b>200</b>	<b>22-69</b>	<b>3-13</b>	<b>9-14</b>	<b>10</b>	<b>19</b>	<b>29</b>	<b>19</b>	<b>12</b>	<b>11</b>	<b>4</b>	<b>5</b>	<b>56</b>

Dayton	Min.	FG-A	3PT	FT-A	OR	DR	TR	F	A	TO	B	S	Pts.
Deane, f	36	7-9	0-0	2-2	0	2	2	3	2	6	0	0	16
Malott, f	24	4-7	1-2	2-2	1	9	10	2	1	1	1	0	11
Sant, c	26	3-9	0-1	3-4	1	6	7	2	2	1	0	0	9
Edwards, g	33	5-11	2-5	2-3	0	4	4	3	2	5	0	1	14
Hoover, g	35	3-11	0-4	8-8	4	0	4	0	7	1	1	0	14
Macioce	1	0-0	0-0	0-0	0	0	0	0	0	0	0	0	0
Cvitkovic	11	0-1	0-0	0-0	1	3	4	2	0	0	1	0	0
Cornelie	15	4-5	0-0	2-2	1	10	11	3	1	2	1	1	10
Johnson	13	1-2	0-0	4-4	0	1	1	1	1	1	0	1	6
Berry	2	0-0	0-0	0-0	0	0	0	0	0	0	0	0	0
Grant-Allen	4	1-3	0-0	0-0	1	1	2	1	0	0	0	0	2
Team					3	3	6						
<b>Totals</b>	<b>200</b>	<b>28-58</b>	<b>3-12</b>	<b>23-25</b>	<b>12</b>	<b>39</b>	<b>51</b>	<b>17</b>	<b>16</b>	<b>17</b>	<b>4</b>	<b>3</b>	<b>82</b>

**Halftime:** Dayton, 36-27      **Deadball Rebounds:** Saint Joseph's, 3-1  
**Attendance:** 3,111      **Officials:** Suffren, Farlow, Jones  
**FG %:** Saint Joseph's - 31.9%, Dayton - 48.3%  
**3-PT FG %:** Saint Joseph's - 23.1%, Dayton - 25.0%  
**FT %:** Saint Joseph's - 64.3%, Dayton - 92.0%

## Game 28 • February 27, 2014 • Mullins Center Saint Joseph's - 85, Massachusetts - 51

Saint Joseph's dominated from the start as the Hawks downed Massachusetts, 85-51.

The Hawks took control from the tip, jumping out to a 17-2 lead on a jumper by **Erin Shields** 5:35 into the game. Saint Joseph's defense smothered the Minutewomen, holding them to just 1-of-11 from the floor and causing two turnovers, while the Hawks hit eight of their first 14 shots.

Saint Joseph's, which held Massachusetts to 22.9 percent from the floor in the first half, built its lead to as many as 26 points before heading into halftime ahead 43-19.

Massachusetts would score four of the first six points in the second half to cut the deficit to 22, but that would be as close as it would get as Saint Joseph's pushed its lead to as many as 36 and outscore the Minutewomen 42-32 in the stanza for the 11th road win of the season for the Hawks.

Saint Joseph's	Min.	FG-A	3PT	FT-A	OR	DR	TR	F	A	TO	B	S	Pts.
Robinson, f	23	0-4	0-0	4-4	5	3	8	1	1	4	2	1	4
Fairbanks, f	15	6-8	0-0	1-2	1	2	3	4	0	1	2	0	13
Shields, g	25	4-11	3-6	0-0	0	6	6	0	2	0	0	1	11
Cloud, g	27	4-10	0-0	0-0	1	11	12	0	13	4	0	4	8
Andrews, g	18	2-8	0-1	6-6	0	3	3	1	1	2	0	1	10
Gotfrida	14	2-4	0-0	2-2	0	4	4	3	1	0	0	1	6
Rule	3	0-1	0-0	0-0	0	0	0	0	0	1	0	1	0
de Jonge	14	3-5	0-1	0-0	0	2	2	0	1	0	0	1	6
Fitzpatrick	14	3-5	0-2	0-0	0	0	0	1	0	1	0	0	6
Gomez	12	1-3	1-2	2-2	0	0	0	4	4	0	0	1	5
Pongonis	10	1-1	0-0	0-0	1	0	1	4	1	1	0	0	2
Berger	25	6-13	0-2	2-2	3	2	5	0	0	1	0	0	14
Team					7	2	9						
<b>Totals</b>	<b>200</b>	<b>32-73</b>	<b>4-14</b>	<b>17-18</b>	<b>18</b>	<b>35</b>	<b>53</b>	<b>18</b>	<b>24</b>	<b>15</b>	<b>4</b>	<b>11</b>	<b>85</b>

Massachusetts	Min.	FG-A	3PT	FT-A	OR	DR	TR	F	A	TO	B	S	Pts.
Pierre-Louis, f	26	7-16	0-0	1-4	2	5	7	2	1	3	0	1	15
Bomben, f	29	2-9	0-1	2-2	1	2	3	3	1	1	0	0	6
Harris, g	28	3-10	1-6	0-0	3	4	7	3	2	5	0	0	7
Timbilla, g	32	4-13	0-0	0-0	1	8	9	2	5	3	3	1	8
Mital, g	31	1-6	0-4	1-2	0	1	1	0	0	3	0	3	3
Henry	13	0-4	0-3	4-4	0	0	0	2	1	1	0	1	4
Dillon	20	2-3	0-0	2-2	1	0	1	1	1	2	0	0	6
Stiff	4	0-0	0-0	0-0	0	0	0	0	1	0	0	0	0
Tarnachowicz	5	1-2	0-0	0-0	0	0	0	0	0	1	0	0	2
Stewart	4	0-1	0-1	0-0	0	0	0	0	2	0	0	0	0
Hill	8	0-0	0-0	0-2	1	1	2	1	0	2	0	0	0
Team					2	2	4						
<b>Totals</b>	<b>200</b>	<b>20-64</b>	<b>1-15</b>	<b>10-16</b>	<b>11</b>	<b>23</b>	<b>34</b>	<b>14</b>	<b>14</b>	<b>21</b>	<b>3</b>	<b>6</b>	<b>51</b>

**Halftime:** Saint Joseph's, 43-19      **Deadball Rebounds:** Massachusetts, 4-1  
**Attendance:** 252      **Officials:** Farlow, Goode, Osbourne  
**FG %:** Saint Joseph's - 53.3%, Massachusetts - 48.3%  
**3-PT FG %:** Saint Joseph's - 42.9%, Massachusetts - 25.0%  
**FT %:** Saint Joseph's - 84.6%, Massachusetts - 92.0%





**Game 29 • March 2, 2014 • Hagan Arena  
Fordham - 58, Saint Joseph's - 53**

Saint Joseph's dropped its regular season finale to Fordham, 58-53.

The Hawks fell behind by six to start, but battled back to take a 32-26 edge into halftime.

Saint Joseph's pushed its lead to nine, 40-31, in the early start of the second half on a jumper by **Ciara Andrews** at 15:35.

However, the Hawks' offense went cold from there as Fordham used a 14-2 run to take a 45-42 lead with 7:50 to play.

After a media timeout, Andrews hit a three-pointer for SJU to tie the game at 45 all at 6:14.

The Rams countered with seven straight points to open a 52-45 lead with under four minutes to play.

Fordham would push its lead to 56-48, but a three-pointer from **Erin Shields** and layup by **Ilze Gotfrida** brought SJU within a possession, 56-53, with 28 seconds to play.

Despite the frantic rally, the Hawks would get no closer as they hit a pair of free throws to close out the game.

Fordham	Min.	FG-A	3PT	FT-A	OR	DR	TR	F	A	TO	B	S	Pts.
Tapio, f	31	6-10	0-0	1-4	0	1	1	2	3	4	0	0	13
Clark, f	24	2-5	1-1	2-2	2	5	7	1	0	1	0	2	7
Rooney, g	40	4-11	3-4	4-5	2	6	8	3	5	7	0	0	15
Missry, g	22	1-7	1-4	1-2	0	2	2	0	1	0	0	0	4
Corning, g	40	6-13	1-3	2-4	3	10	13	1	3	3	0	0	15
Nwachukwu	16	1-3	0-0	0-0	0	3	3	2	1	0	1	0	2
Padavano	9	0-1	0-0	0-0	1	0	1	0	0	0	0	0	0
Burns	18	1-1	0-0	0-1	2	1	3	1	0	2	0	0	2
Team					5	3	8						
<b>Totals</b>	<b>200</b>	<b>21-51</b>	<b>6-12</b>	<b>10-18</b>	<b>15</b>	<b>31</b>	<b>46</b>	<b>10</b>	<b>13</b>	<b>17</b>	<b>1</b>	<b>2</b>	<b>58</b>

Saint Joseph's	Min.	FG-A	3PT	FT-A	OR	DR	TR	F	A	TO	B	S	Pts.
Gotfrida, f	17	4-8	0-2	0-0	2	0	2	1	1	0	0	0	8
Robinson, f	32	2-5	0-0	0-0	2	4	6	1	0	3	1	1	4
Berger, g	20	1-2	0-0	0-0	0	2	2	3	1	0	0	0	2
Shields, g	39	5-11	2-5	0-0	0	2	2	0	3	1	0	2	12
Cloud, g	38	3-16	0-1	0-0	0	4	4	4	8	0	1	4	6
de Jonge	1	0-0	0-0	0-0	0	1	1	0	0	0	0	0	0
Andrews	23	7-14	2-3	1-1	1	3	4	3	0	1	0	0	17
Fairbanks	30	2-7	0-0	0-0	1	4	5	4	0	1	0	1	4
Team					2	1	3						
<b>Totals</b>	<b>200</b>	<b>24-63</b>	<b>4-11</b>	<b>1-1</b>	<b>8</b>	<b>21</b>	<b>29</b>	<b>16</b>	<b>13</b>	<b>6</b>	<b>2</b>	<b>8</b>	<b>53</b>

**Halftime:** Saint Joseph's, 36-27      **Deadball Rebounds:** Tied, 1-1  
**Attendance:** 2,861      **Officials:** Knight, Smith, Goode  
**FG %:** Saint Joseph's - 38.1%, Fordham - 41.2%  
**3-PT FG %:** Saint Joseph's - 36.4%, Fordham - 50.0%  
**FT %:** Saint Joseph's - 100.0%, Fordham - 55.6%





Team Superlatives

Table with 5 columns: CATEGORY, SAINT JOSEPH'S MOST, SAINT JOSEPH'S LEAST, OPPONENT'S MOST, OPPONENTS' LEAST. Rows include Total Points, Field Goals, 3 Point FG, Free Throws, etc.

Individual Superlatives

Table with 3 columns: CATEGORY, SAINT JOSEPH'S MOST, OPPONENT'S MOST. Rows include Points, Field Goals, 3 Point FG, Free Throws, etc.

\* - Minimum of five attempts; # - Minimum of three attempts





GAME-BY-GAME STATISTICAL LEADERS

Table with columns: DATE, OPPONENT, SCORE, W/L, ATT, HIGH POINTS, HIGH REBOUNDS, HIGH ASSISTS, HIGH STEALS. Lists game results and statistical leaders for each game.

^ - Preseason WNIT game; \* - Atlantic 10 game; # - Big 5 game; \*\* - Atlantic 10 Championship

GAMES AS HIGH SCORER: Shields - 12, Fairbanks - 8, Andrews - 5, Cloud - 4, Berger - 1, Gotfrida - 1

GAMES AS HIGH REBOUNDER: Cloud - 12, Fairbanks - 11, Gotfrida - 9, Robinson - 4, Berger - 1

GAMES SCORING DOUBLE FIGURES: Shields - 25, Fairbanks - 22, Cloud - 16, Andrews - 14, Gotfrida - 9, Berger - 6, Robinson - 4, Fitzpatrick - 1, Pongonis - 1

GAMES REBOUNDING DOUBLE FIGURES: Cloud - 4, Gotfrida - 4, Robinson - 3, Fairbanks - 2

GAMES SCORING 20 OR MORE POINTS: Shields - 7, Cloud - 3, Fairbanks - 2, Andrews - 1, Gotfrida - 1

GAMES POSTING A DOUBLE-DOUBLE: Cloud - 6, Fairbanks - 2, Gotfrida - 2, Robinson - 2

HAWKS BY THE NUMBERS

Table listing statistics such as '10-3 at home', '18-6 when committing 15 or fewer turnovers', '11-5 on the road', etc.

MISCELLANEOUS STATS

Table with 2 columns: Stat Name, Value. Includes Largest Winning Margin (37, vs. Rhode Island, 1/8/14) and Largest Lead in a Game (37, vs. Rhode Island, 1/8/14).

MARGIN OF VICTORY

Table with 2 columns: Margin Range, Count. Includes 1 to 9 points (7), 10-19 points (10), and 20 or more points (4).





# 2013-14 SAINT JOSEPH'S BASKETBALL NOTES - PAGE 33



## Saint Joseph's Combined Team Statistics (as of Mar 03, 2014) All games



RECORD:	OVERALL	HOME	AWAY	NEUTRAL
ALL GAMES	21-8	10-3	11-5	0-0
CONFERENCE	10-6	5-3	5-3	0-0
NON-CONFERENCE	11-2	5-0	6-2	0-0

#	Player	gp-gs	min	Total			3-Point		F-Throw		Rebounds			pf	dq	a	to	blk	stl	pts	avg	
				avg	fg-fga	fg%	3fg-fga	3fg%	ft-fa	ft%	off	def	tot									
03	SHIELDS, Erin	29-28	993	34.2	141-333	.423	83-206	.403	74-78	.949	5	91	96	3.3	48	0	95	54	2	30	439	15.1
41	FAIRBANKS, Sarah	29-22	787	27.1	144-282	.511	0-2	.000	80-102	.784	55	117	172	5.9	83	2	25	50	34	16	368	12.7
04	CLOUD, Natasha	28-28	976	34.9	114-290	.393	16-55	.291	84-117	.718	25	160	185	6.6	74	1	220	90	12	56	328	11.7
21	ANDREWS, Ciara	29-13	579	20.0	91-220	.414	10-32	.313	74-84	.881	16	55	71	2.4	66	1	28	30	3	26	266	9.2
01	GOTFRIDA, Ilze	29-23	717	24.7	105-234	.449	4-16	.250	28-34	.824	47	104	151	5.2	74	1	42	45	4	8	242	8.3
34	BERGER, Kelsey	29-17	691	23.8	65-169	.385	20-61	.328	27-30	.900	26	44	70	2.4	64	2	17	18	3	13	177	6.1
13	ROBINSON, Ashley	21-13	457	21.8	47-96	.490	0-0	.000	23-32	.719	34	75	109	5.2	49	2	14	36	19	9	117	5.6
15	FITZPATRICK, Kathlee	17-0	88	5.2	14-31	.452	7-18	.389	2-2	1.000	3	5	8	0.5	14	0	6	4	1	1	37	2.2
22	PONGONIS, Jessica	22-0	198	9.0	14-36	.389	1-6	.167	13-21	.619	11	25	36	1.6	31	1	8	10	6	5	42	1.9
11	DE JONGE, Lisanne	26-0	224	8.6	12-31	.387	2-8	.250	4-5	.800	14	23	37	1.4	29	0	7	8	6	7	30	1.2
20	GOMEZ, Geena	22-1	108	4.9	9-31	.290	2-13	.154	5-7	.714	1	9	10	0.5	16	0	12	6	1	2	25	1.1
02	RULE, Mackenzie	3-0	7	2.3	0-1	.000	0-0	.000	0-0	.000	0	1	1	0.3	1	0	1	1	0	1	0	0.0
Team											74	65	139				6					
Total.....		29	5825		756-1754	.431	145-417	.348	414-512	.809	311	774	1085	37.4	549	10	475	358	91	174	2071	71.4
Opponents.....		29	5825		655-1716	.382	125-434	.288	406-601	.676	387	739	1126	38.8	522	-	348	435	91	171	1841	63.5

TEAM STATISTICS	SJU	OPP	Date	Opponent	Score	Att.
SCORING	2071	1841	11/08/13	MOUNT ST. MARY'S	W 85-57	1523
Points per game	71.4	63.5	11/10/13	at LSU	L 64-80	2623
Scoring margin	+7.9	-	11/15/13	at Wichita State	Wot 81-73	1970
FIELD GOALS-ATT	756-1754	655-1716	11/20/13	DREXEL	W 70-52	1251
Field goal pct	.431	.382	11/23/13	LIBERTY	W 77-65	1123
3 POINT FG-ATT	145-417	125-434	11/26/13	at Princeton	W 74-65	0
3-point FG pct	.348	.288	12/01/13	at Quinnipiac	W 84-69	539
3-pt FG made per game	5.0	4.3	12/04/13	at Temple	W 73-53	1040
FREE THROWS-ATT	414-512	406-601	12/07/13	at Villanova	W 63-60	1237
Free throw pct	.809	.676	12/10/13	HOFSTRA	W 73-60	567
F-Throws made per game	14.3	14.0	12/21/13	at Syracuse	L 62-64	346
REBOUNDS	1085	1126	12/29/13	at FLORIDA GULF COAST	W 76-64	1946
Rebounds per game	37.4	38.8	* 1-2-14	at RICHMOND	W 85-80	402
Rebounding margin	-1.4	-	* 1/5/14	GEORGE WASHINGTON	L 67-74	1051
ASSISTS	475	348	* 1/8/14	RHODE ISLAND	W 72-35	2451
Assists per game	16.4	12.0	* 01/12/14	at VCU	L 69-73	762
TURNOVERS	358	435	1/17/14	PENN	W 60-52	1037
Turnovers per game	12.3	15.0	* 1/19/14	at La Salle	W 64-52	1012
Turnover margin	+2.7	-	* 01/22/14	at George Washington	W 75-69	207
Assist/turnover ratio	1.3	0.8	* 1/26/14	DAYTON	W 75-63	1243
STEALS	174	171	* 1/29/14	SAINT LOUIS	L 65-69	551
Steals per game	6.0	5.9	* 2/1/14	VCU	W 70-51	1143
BLOCKS	91	91	* 02/05/14	at St. Bonaventure	L 67-73	571
Blocks per game	3.1	3.1	* 2/12/14	LA SALLE	W 76-63	1111
ATTENDANCE	16427	16752	* 02/15/14	at George Mason	W 89-75	730
Home games-Avg/Game	13-1264	16-1047	* 2/18/14	DUQUESNE	W 61-59	515
Neutral site-Avg/Game	-	0-0	* 2/23/14	at Dayton	L 56-82	3111
			* 02/27/14	at Massachusetts	W 85-51	256
			* 3/2/14	FORDHAM	L 53-58	2861
Score by Periods	1st	2nd	OT	Totals		
Saint Joseph's	957	1102	12	2071		
Opponents	903	934	4	1841		

\* - Conference game





# 2013-14 SAINT JOSEPH'S BASKETBALL NOTES - PAGE 34



## Saint Joseph's Combined Team Statistics (as of Mar 03, 2014) Conference games



RECORD:	OVERALL	HOME	AWAY	NEUTRAL
ALL GAMES	10-6	5-3	5-3	0-0
CONFERENCE	10-6	5-3	5-3	0-0
NON-CONFERENCE	0-0	0-0	0-0	0-0

#	Player	gp-gs	min	avg	Total		3-Point		F-Throw		Rebounds			pf	dq	a	to	blk	stl	pts	avg	
					fg-fga	fg%	3fg-fga	3fg%	ft-fa	ft%	off	def	tot									
03	SHIELDS, Erin	16-15	550	34.4	75-198	.379	40-114	.351	37-40	.925	3	55	58	3.6	31	0	65	26	1	10	227	14.2
04	CLOUD, Natasha	15-15	534	35.6	64-168	.381	11-28	.393	41-61	.672	17	88	105	7.0	42	1	112	47	6	30	180	12.0
41	FAIRBANKS, Sarah	16-10	384	24.0	68-140	.486	0-0	.000	42-49	.857	24	58	82	5.1	43	0	8	25	18	5	178	11.1
21	ANDREWS, Ciara	16-12	362	22.6	54-134	.403	7-21	.333	48-56	.857	12	32	44	2.8	39	1	18	17	1	16	163	10.2
01	GOTFRIDA, Ilze	16-10	383	23.9	58-133	.436	1-9	.111	12-13	.923	28	60	88	5.5	37	0	29	22	3	6	129	8.1
13	ROBINSON, Ashley	16-12	376	23.5	42-82	.512	0-0	.000	20-28	.714	29	60	89	5.6	41	2	12	30	15	6	104	6.5
34	BERGER, Kelsey	16-5	336	21.0	36-83	.434	12-29	.414	11-12	.917	13	20	33	2.1	29	1	11	8	0	5	95	5.9
15	FITZPATRICK, Kathlee	7-0	30	4.3	6-11	.545	3-6	.500	0-0	.000	0	1	1	0.1	4	0	0	1	0	0	15	2.1
20	GOMEZ, Geena	11-1	60	5.5	5-16	.313	2-8	.250	3-4	.750	0	5	5	0.5	9	0	10	3	0	2	15	1.4
11	DE JONGE, Lisanne	14-0	111	7.9	6-19	.316	0-3	.000	1-2	.500	7	10	17	1.2	14	0	3	1	1	4	13	0.9
22	PONGONIS, Jessica	11-0	69	6.3	5-11	.455	0-1	.000	0-3	.000	5	10	15	1.4	11	0	3	6	2	0	10	0.9
02	RULE, Mackenzie	2-0	5	2.5	0-1	.000	0-0	.000	0-0	.000	0	1	1	0.5	0	0	0	1	0	1	0	0.0
Team											45	39	84				1					
Total.....		16	3200		419-996	.421	76-219	.347	215-268	.802	183	439	622	38.9	300	5	271	188	47	85	1129	70.6
Opponents.....		16	3200		368-964	.382	70-225	.311	221-326	.678	214	424	638	39.9	282	-	196	225	47	91	1027	64.2

TEAM STATISTICS	SJU	OPP	Date	Opponent	Score	Att.
SCORING	1129	1027	* 1-2-14	at RICHMOND	W 85-80	402
Points per game	70.6	64.2	* 1/5/14	GEORGE WASHINGTON	L 67-74	1051
Scoring margin	+6.4	-	* 1/8/14	RHODE ISLAND	W 72-35	2451
FIELD GOALS-ATT	419-996	368-964	* 01/12/14	at VCU	L 69-73	762
Field goal pct	.421	.382	* 1/19/14	at La Salle	W 64-52	1012
3 POINT FG-ATT	76-219	70-225	* 01/22/14	at George Washington	W 75-69	207
3-point FG pct	.347	.311	* 1/26/14	DAYTON	W 75-63	1243
3-pt FG made per game	4.8	4.4	* 1/29/14	SAINT LOUIS	L 65-69	551
FREE THROWS-ATT	215-268	221-326	* 2/1/14	VCU	W 70-51	1143
Free throw pct	.802	.678	* 02/05/14	at St. Bonaventure	L 67-73	571
F-Throws made per game	13.4	13.8	* 2/12/14	LA SALLE	W 76-63	1111
REBOUNDS	622	638	* 02/15/14	at George Mason	W 89-75	730
Rebounds per game	38.9	39.9	* 2/18/14	DUQUESNE	W 61-59	515
Rebounding margin	-1.0	-	* 2/23/14	at Dayton	L 56-82	3111
ASSISTS	271	196	* 02/27/14	at Massachusetts	W 85-51	256
Assists per game	16.9	12.3	* 3/2/14	FORDHAM	L 53-58	2861
TURNOVERS	188	225	* - Conference game			
Turnovers per game	11.8	14.1				
Turnover margin	+2.3	-				
Assist/turnover ratio	1.4	0.9				
STEALS	85	91				
Steals per game	5.3	5.7				
BLOCKS	47	47				
Blocks per game	2.9	2.9				
ATTENDANCE	10926	7051				
Home games-Avg/Game	8-1366	8-881				
Neutral site-Avg/Game	-	0-0				

Score by Periods	1st	2nd	Totals
Saint Joseph's	529	600	1129
Opponents	492	535	1027



# 1 - Ilze Gotfrida  
Sr. • Forward • 6-0




#2 - Mackenzie Rule  
Fr. • Guard • 5-6




#3 - Erin Shields  
Sr. • Guard • 5-6



#4 - Natasha Cloud  
Jr. • Guard • 6-0



# 11 - Lisanne de Jonge  
Fr. • Guard • 5-11



#13 - Ashley Robinson  
R-Jr. • Forward • 6-2



# 15 - Kathleen Fitzpatrick  
Fr. • Guard • 5-9



# 20 - Geena Gomez  
Fr. • Guard • 5-8



#21 - Ciara Andrews  
So. • Guard • 5-9



#22 - Jessica Pongonis  
Fr. • Forward • 6-1



#23 - Jordan Strode  
So. • Guard • 5-8



#34 - Kelsey Berger  
Sr. • Guard • 5-11



#41 - Sarah Fairbanks  
So. • Forward • 6-1



Cindy Griffin  
Head Coach



Susan Moran  
Associate Head Coach




Stephanie McCaffrey  
Assistant Coach



Jada Pierce  
Assistant Coach



Katie Gardler  
Dir. of Basketball Operations



Chris Koclanes  
Video Coordinator



2014 Atlantic 10 Women's Basketball Championship  
March 5-9, 2014 - Richmond Coliseum - Richmond, VA

