



# SAINT JOSEPH'S UNIVERSITY

2014 ATLANTIC 10 CHAMPIONS  
NCAA TOURNAMENT NOTES




**LANGSTON GALLOWAY**  
A-10 ALL-CONFERENCE FIRST TEAM



**DEANDRE' BEMBRY**  
A-10 CO-ROOKIE OF THE YEAR



**RONALD ROBERTS, JR.**  
A-10 ALL-CONFERENCE THIRD TEAM



**HALIL KANACEVIC**  
A-10 ALL-CONFERENCE SECOND TEAM





## 2013-14 SCHEDULE

## NOVEMBER

Sat. 9	at Vermont	W 74-64
Wed. 13	MARIST	W 81-62
Sat. 16	CREIGHTON (SNY, TCN)	L 79-83
Thu. 28	vs. LSU % (ESPN2)	L 65-82
Fri. 29	vs. Siena % (ESPN2)	W 78-66

## DECEMBER

Sun. 1	vs. Washington St. % (ESPN2)	W 72-67
Wed. 4	at Temple (ESPN2) +	L 69-77
Sat. 7	#14/19 VILLANOVA (CBSSN) +	L 68-98
Wed. 18	DREXEL (TCN)	W 75-55
Sat. 21	at Loyola-Md.	W 88-77
Sun. 29	BOSTON UNIVERSITY	W 73-67
Tue. 31	BINGHAMTON	W 71-44

## JANUARY

Sat. 4	DENVER	W 53-52
Wed. 8	at #19/19 Massachusetts (SNY, TCN)	L 62-66
Sat. 11	at George Mason (CBSSN)	W 84-80
Wed. 15	DUQUESNE	W 84-75
Sat. 18	at Penn (Palestra) +	W 85-68
Wed. 22	RHODE ISLAND (TCN, OSN)	W 61-57
Sat. 25	at Richmond (NBCSN)	L 62-77
Wed. 29	at Dayton (TCN)	W 60-57

## FEBRUARY

Sat. 1	#21/19 MASSACHUSETTS (CBSSN)	W 73-68
Wed. 5	#13/15 SAINT LOUIS (SNY, TCN)	L 49-65
Sat. 8	VCU (CBSSN)	W 69-62
Sat. 15	at La Salle (ESPN2)	W 75-64
Wed. 19	at Rhode Island (CSN, OSN)	W 57-54
Sat. 22	FORDHAM	W 87-72
Tue. 25	DAYTON (CBSSN)	W 79-53

## MARCH

Sat. 1	at St. Bonaventure (NBCSN)	W 83-74
Wed. 5	at George Washington (SNY, CSN)	L 71-76
Sun. 9	LA SALLE (CBSSN) +	L 63-71
	<b>A-10 Championship (Barclays Center)</b>	
Fri. 14	vs. Dayton (NBCSN)	W 70-67
Sat. 15	vs. St. Bonaventure (CBSSN)	W 67-48
Sun. 16	vs. #23/23 VCU (CBS)	W 65-61
	<b>NCAA Championship (First Niagara Center)</b>	
Thu. 20	vs. #18/#19 Connecticut (TBS)	6:55 p.m.
Sat. 22	vs. #6/#7 Villanova/Milwaukee	TBA

Home games in CAPS at Hagan Arena  
& Old Spice Classic (Orlando, Fla.)  
+ Big 5 game

## MEDIA INFORMATION

Basketball SID: Marie Wozniak  
Office Phone: 610-660-1727  
Cell Phone: 610-999-3634  
Email: mwozniak@sju.edu  
Fax: 610-660-1724  
Press Row Phone: 610-660-2599

**www.SJUHawks.com**  
**@SJUHawks**  
**@SJUHawks\_MBB**

**(10th) SAINT JOSEPH'S HAWKS (24-9; 11-5 A-10)****VS.****(7th) #18/19 CONNECTICUT HUSKIES (26-8; 12-6 AAC)****2014 NCAA East Region Second Round****Game #34 • March 20, 2014 • 6:55 p.m. • TBS****First Niagara Center • Buffalo, N.Y.****GAME DAY****ARENA**

First Niagara Center (18,690)

**TELEVISION**

TBS - Verne Lundquist, Bill Raftery

**RADIO**

Westwood One- Gary Cohen, Kevin Grevey

CBS SportsRadio 610 - Matt Martucci, Joe Lunardi

**AUDIO STREAMING**

SJUHawks.com, NCAA.com

**SJU STREAK**

3 wins

**NEXT POSSIBLE GAME**

NCAA Third Round, March 22 vs. Villanova/Milwaukee

**GAME STORIES**

- Saint Joseph's captured its third Atlantic 10 Championship and first since 1997 with the win over VCU in the conference final. **Halil Kanacevic** was named the MVP of the championship and was joined on the All-Tournament team by fellow tri-captains **Langston Galloway** and **Ronald Roberts, Jr.**
- This is Saint Joseph's first appearance in the NCAA Tournament since 2008 when the 11th-seeded Hawks lost to sixth-seeded Oklahoma. The Hawks are seeking their first NCAA Tournament win since a victory over Wake Forest in the 2004 Regional Semifinal.
- SJU has gone 20-5 since a loss to #14 Villanova on Dec. 7 and has won nine of the last 11 games, including three in a row in the A-10 Tournament.
- The Hawks' 24 wins are the most since the 2004-05 team went 24-12. Saint Joseph's 11-5 A-10 record is the best since that same season (14-2).
- This is the first NCAA Tournament appearance for every member of the Hawks' team.
- Saint Joseph's received votes in both polls this week. .

**HAWKS' PERSONNEL****2013-14 Stats****PROBABLE STARTERS**

	PPG	RPG	APG	MPG	Notes
F- #13 Ronald Roberts	14.4	7.4	1.3	33.0	A-10 All-Tournament Team
F- #45 Halil Kanacevic	10.7	8.8	4.4	31.8	MVP of A-10 Championship
F- #43 DeAndre' Bembry	12.0	4.5	2.7	32.2	A-10 Co-Rookie of the Year
G- #10 Langston Galloway	17.5	4.3	1.5	35.9	A-10 All-Tournament Team
G- #24 Chris Wilson	9.0	3.6	2.8	33.6	Career-high 20 pts vs. Dayton

**OFF THE BENCH**

F- #32 Papa Ndao	2.6	1.3	0.6	11.8	Hit a crucial three late at Rhode Island
F- #15 Isaiah Miles	3.2	1.8	0.3	9.8	Played career-high 22 minutes at GW
F- #11 Daryus Quarles	2.8	1.2	0.4	12.7	Season-high 9 pts vs. Duquesne
G- #0 Evan Maschmeyer	1.2	0.5	0.4	5.8	Has seen action in 20 games
F- #34 Javon Baumann	1.2	1.9	0.2	6.2	Career-highs of 8 pts, 5 rebs vs. Duquesne
G- #41 Colin Kelly	0.3	0.3	0.0	2.0	Has seen action in 9 games
F- #20 Brendan Casper	0.9	0.3	0.1	2.0	Walk-on who has played in 7 games
F- #25 Eric Kindler	0.0	0.8	0.2	2.0	Has seen limited action in 5 games

**INJURED**

G- #22 Kyle Molock	0.3	0.0	0.1	3.1	Out for the season after knee surgery
--------------------	-----	-----	-----	-----	---------------------------------------



## HAWKS' ROSTER

NO.	NAME	CL	POS	HT	WT	HOMETOWN	HIGH SCHOOL
0	Evan Maschmeyer	Jr.	G	6-3	200	Jeffersonville, Ind.	Jeffersonville
10	Langston Galloway	Sr.	G	6-2	202	Baton Rouge, La.	Christian Life Academy
11	Daryus Quarles	Sr.	F	6-6	186	Paulsboro, N.J.	Paulsboro
13	Ronald Roberts, Jr.	Sr.	F	6-8	225	Bayonne, N.J.	Saint Peter's Prep
15	Isaiah Miles	So.	F	6-7	223	Owings Mills, Md.	Milford Mill
20	Brendan Casper	Fr.	F	6-6	215	Audubon, Pa.	Methacton
22	Kyle Molock	R-Fr.	G	6-2	192	Dublin, Ohio	Dublin Coffman
24	Chris Wilson	Jr.	G	6-3	210	Fayetteville, N.C.	Terry Sanford
25	Eric Kindler	Jr.	F	6-5	223	Mechanicsburg, Pa.	Trinity
32	Papa Ndao	Jr.	F	6-8	225	Dakar, Senegal	Montverde Academy (Fla.)
34	Javon Baumann	R-Fr.	F	6-8	257	Solms, Germany	Theodore Huess School
41	Colin Kelly	Sr.	F	6-5	205	West Deptford, N.J.	Gloucester Catholic
43	DeAndre' Bembry	Fr.	F	6-6	200	Charlotte, N.C.	The Patrick School (N.J.)
45	Halil Kanacevic	Sr.	F	6-8	255	Staten Island, N.Y.	Curtis

## Redshirting season

40 Jai Williams Fr. F 6-9 275 Philadelphia, Pa. PET Charter

## Sitting out via NCAA transfer rule

2 Aaron Brown Jr. G 6-5 220 Darby, Pa. Penn Wood (West Va.)

**Head Coach:** Phil Martelli (Widener '76) - 19th year

**Assistant Coaches:** Mark Bass (Saint Joseph's '95) - 15th year; David Duda (Spring Garden '88) - 8th year;  
Geoff Arnold (Saint Joseph's '86) - 6th year

**Director of Basketball Operations:** Rob Sullivan (Saint Joseph's '06)

**Athletic Trainer:** Bill Lukasiewicz (Springfield '88)

## PRONUNCIATION GUIDE

Javon Baumann . . . ja-VON BOW (like now)-min  
Halil Kanacevic . . . huh-LILL CAN-uh-SEV-ick  
(Evan) Maschmeyer . . . . .MASH-my-err  
(Kyle) Molock . . . . .MOE-lock  
(Papa) Ndao . . . . .NOW  
(Daryus) Quarles . . . . .darius quarrels  
(Bill) Lukasiewicz . . . . .Lu-KAZ-uh-WITZ



## BROADCAST SCHEDULE

Date	Opponent	EST	TV	Radio	Video
Nov. 9	at Vermont	7:00 p.m.		610 WIP	UVM
Nov. 13	MARIST	7:00 p.m.		610 WIP	SJU
Nov. 16	CREIGHTON	7:00 p.m.	SNY, TCN	610 WIP	
<b>Old Spice Classic (Orlando, Fla.)</b>					
Nov. 28	vs. LSU	8:30 p.m.	ESPN2	610 WIP	
Nov. 29	vs. Siena	8:00 p.m.	ESPNU	1210 WPHT	
Dec. 1	vs. Washington St.	Noon	ESPNU	610 WIP	
Dec. 4	at Temple	8:00 p.m.	ESPNews	610 WIP	
Dec. 7	VILLANOVA	6:00 p.m.	CBSSN	610 WIP	
Dec. 18	DREXEL	7:00 p.m.	TCN	610 WIP	
Dec. 21	at Loyola-Md.	3:00 p.m.		610 WIP	Loyola
Dec. 29	BOSTON UNIVERSITY	4:00 p.m.		610 WIP	SJU
Dec. 31	BINGHAMTON	2:00 p.m.		610 WIP	SJU
Jan. 4	DENVER	2:00 p.m.		610 WIP	SJU
Jan. 8	at Massachusetts	7:00 p.m.	SNY, TCN	610 WIP	CI
Jan. 11	at George Mason	8:00 p.m.	CBSSN	610 WIP	
Jan. 15	DUQUESNE	7:00 p.m.		610 WIP	SJU
Jan. 18	at Penn (Palestra)	7:00 p.m.		610 WIP	SJU
Jan. 22	RHODE ISLAND	7:00 p.m.	TCN, OSN	610 WIP	SJU
Jan. 25	at Richmond	4:00 p.m.	NBCSN	610 WIP	
Jan. 29	at Dayton	7:00 p.m.	TCN, WHIO	610 WIP	SJU
Feb. 1	MASSACHUSETTS	6:00 p.m.	CBSSN	610 WIP	
Feb. 5	SAINT LOUIS	7:00 p.m.	SNY, TCN	610 WIP	CI
Feb. 8	VCU	8:00 p.m.	CBSSN	610 WIP	
Feb. 15	at La Salle	11:00 a.m.	ESPNU	610 WIP	
Feb. 19	at Rhode Island	7:00 p.m.	CSN, OSN	610 WIP	
Feb. 22	FORDHAM	2:00 p.m.		610 WIP	SJU
Feb. 25	DAYTON	7:00 p.m.	CBSSN	610 WIP	
March 1	at St. Bonaventure	3:00 p.m.	NBCSN	610 WIP	
March 5	at George Washington	9:00 p.m.	SNY, CSN+	610 WIP	CI
March 9	LA SALLE	4:00 p.m.	CBSSN	610 WIP	
March 14	vs. Dayton	2:30 p.m.	NBCSN	610 WIP	
March 15	vs. St. Bonaventure	1:30 p.m.	CBSSN	610 WIP	
March 16	vs. VCU	1:00 p.m.	CBS	610 WIP	
March 20	vs. Villanova	6:55 p.m.	TBS	Westwood One, 610 WIP	

All broadcasts on CBS Sports Radio 610 and audio streaming on SJUHawks.com  
CBSSN= CBS Sports Network; NBCSN= NBC Sports Network; SNY= SportsNet NY;  
TCN= The Comcast Network; CSN= Comcast SportsNet; CSN+= Comcast SportsNet (Pa.) and Comcast SportsNet Mid-Atlantic; OSN= Ocean State Networks

## SERIES HISTORY

All-Time Series: UC 4-2	Series History			
SJU Streak: 1 loss	12/29/89	L	58-83	A
First Meeting: 2/7/53, SJU 78-69	3/8/65	W	67-61	N+
Last Meeting: 12/29/89, UCONN 83-58	12/16/55	L	66-71	P
Last SJU Win: 3/8/65, 67-61	12/3/54	L	78-79	A
Last UC Win: 12/29/89, 84-58	12/19/53	L	77-85	A
Coach Martelli vs. UC: First meeting	2/7/53	W	78-69	H

The last meeting between SJU and Connecticut was on Dec. 29, 1989, in the Connecticut Mutual Classic in Hartford... Coach **Phil Martelli** has never faced the Huskies... Saint Joseph's last win vs. UConn was on March 8, 1965, in the NCAA East Region First Round in Philadelphia... That Hawks' team, coached by Dr. Jack Ramsay, was considered one of the best in school history. It ran off 16 straight wins en route to a 26-3 record and ultimately lost to Providence in the regional semifinals.

## STATISTICAL COMPARISON

	Saint Joseph's	UConn
Overall Record	24-9	26-8
Conference Record	11-5	12-6
Home Record	11-4	15-3
Away Record	8-4	7-4
Neutral Record	5-1	4-1
Points per Game	71.3	71.9
Opponent Points per Game	66.9	63.1
Field Goal Pct.	.469	.448
Opponent Field Goal Pct.	.418	.387
3-Pt. Field Goals Made per Game	7.4	7.1
3-Pt. Field Goal Pct.	.380	.387
Opponent 3-Pt. Field Goal Pct.	.337	.329
Free Throws Made per Game	14.6	16.0
Free Throw Pct.	.641	.761
Rebounds per Game	35.9	35.4
Opponent Rebounds per Game	33.0	34.9
Assists per Game	14.1	12.6
Turnovers per Game	12.3	11.7
Opponent Turnovers per Game	10.2	12.9
Blocks per Game	4.6	6.2





## PHIL MARTELLI Head Coach

Now in his 19th season as Saint Joseph's University head coach, **Phil Martelli** has built a program that is consistently one of the top in the conference, a perennial post-season participant and a key player on the national scene, while earning his place among the top coaches in the school's storied history. He has worked 29 years overall at SJU, including 10 seasons as an assistant coach.

Martelli is the Hawks' all-time leader in career victories with a mark of 362-246. He set the record with the victory over Morgan State on December 28, 2011, breaking the mark held by Bill Ferguson (309). Setting the school record for wins in a season (30) in 2004, Martelli has guided SJU to 20 or more victories eight times in his 19 seasons, which is the most for any Hawks coach.

Martelli is the dean of Atlantic 10 coaches as the longest tenured coach currently in the league. He also ranks second all-time in the league in overall career victories, and with a 178-126 mark in Atlantic 10 play, owns the most conference wins for any active coach.

One of the more respected coaches in the game, he is currently the President of the NABC's Board of Directors and is a member of the NCAA Division I Men's Basketball Ethics Coalition.

The 2012-13 season saw an experienced Saint Joseph's squad reach the Atlantic 10 Quarterfinals and earn a second consecutive NIT bid, for the 11th postseason berth in Martelli's career. Among the highlights of the season was a win over nationally-ranked Notre Dame in the Coaches vs. Cancer Classic, a victory over local rival Temple and two wins over conference foe Xavier.

In 2011-12, Martelli and the Hawks became one of nine teams in the nation to win 20 games after losing 20 the previous season, and also returned to the postseason with an NIT bid. Saint Joseph's boasted a young and exciting squad, and one of the most balanced in school history, as five different players received Atlantic 10 honors, the most ever for the Hawks. SJU also scored two wins over Top 25 teams (Creighton and Temple) and Martelli became SJU's all-time leader in victories.

In 2010-11, Martelli guided the youngest squad in his career, which included three freshman starters.

The Hawks made an exciting late-season run, earning a berth in the A-10 Tournament with a win in the final regular-season game, and won two games in the tourney to reach the semifinals. He reached two milestones with his 300th career victory (March 11) and his 150th conference win (March 5), while also coaching his 500th game and 250th A-10 contest.

Martelli faced a challenge in 2009-10 with a young and inexperienced squad that went 11-20, coming off a 2008-09 season that saw the Hawks go 17-15 for his ninth consecutive winning season. Among the highlights of '08-09 was Ahmad Nivins earning AP Honorable Mention All-America honors and becoming the third Hawk in six years to garner the Atlantic 10's Player of the Year Award. Nivins was also chosen by the Dallas Mavericks in the 2009 NBA Draft, becoming the third player coached by Martelli to be drafted.

The 2007-08 Hawks reached the Atlantic 10 Championship game for the third time in four years and earned the program's 19th bid to the NCAA Tournament, and Martelli's fifth. The 11th-seeded Hawks fell to sixth-seeded Oklahoma in the NCAA First Round, while ending the year at 21-13.

Martelli has been at his best when it counts the most as his 17 postseason wins (6 NCAA, 11 NIT) are the most in school history, ahead of Ramsay's 12. Martelli ranks first among Hawk coaches with a .608 postseason winning percentage (17-11) and has taken SJU to the postseason in 10 of the last 14 years, and 12 times in his 19 seasons.

Martelli turned in another top-notch coaching performance in 2005-06, as the Hawks went from a 10-12 record to win eight consecutive games to reach the Atlantic 10 championship game for the second year in a row. SJU was rewarded with its sixth consecutive postseason bid, but saw the season come to an end in the NIT Second Round.

In 2004-05, Martelli turned in perhaps a more remarkable coaching job than in 2003-04 when he was the consensus National Coach of the Year. Faced with the loss of two NBA first-round draft picks, the

2004-05 Hawks struggled early on, but Martelli guided SJU to 21 wins in the calendar year of 2005 to finish 24-12. Saint Joseph's posted the conference's best record (14-2), won its fifth straight regular-season title to tie the league record, earned the A-10's top seed and reached the title game. He was named the Atlantic 10 Coach of the Year for the second straight season and the fourth time in his career. SJU made an exciting six-game run in the NIT, falling on a last-second shot in the championship game.

In 2003-04, Martelli guided a focused and unselfish squad that became the most compelling story in college basketball. The Hawks went undefeated in the regular season, reached the pinnacle as the top-

## THE MARTELLI FILE

**Career Record:** 362-246 (19 years)  
**Atlantic 10 Record:** 178-126  
**Postseason Record:** 17-11 (overall); 6-5 (NCAA Tournament)

**Birthdate:** August 31, 1954

**Hometown:** Media, Pa.

**Education:** Widener University, 1976

**Playing Career:** Widener University, 1972-76

**College Coaching Career:** Head Coach, Saint Joseph's University, July 20, 1995 to present; Assistant Coach, Saint Joseph's, 1985-86 to 1994-95.

**Family:** Wife, Judy; children - Phil, Jr., Jimmy, Elizabeth; daughters-in-law Meghan and Julie; grandchildren Philip Stephen, Marra, Avery, Brynley and Madalyn.

**Honors:** 2004 Consensus National Coach of the Year; Atlantic 10 Coach of the Year (2005, 2004, 2001, 1997); USBWA District Coach of the Year (2004, 1997); Philadelphia Big 5 Coach of the Year (2004, 1997, 1996); Honorary Doctorates - Widener University 2004, Cabrini College 2006, Immaculata University 2010.

ranked team in the nation and earned the school's first-ever number-one seed in the NCAA Tournament, while advancing to the Elite Eight. Jameer Nelson was the consensus National Player of the Year and with teammate Delonte West, were both first-round selections in the NBA Draft. SJU opened the season ranked 12th in the polls and moved up throughout the year, taking the top spot on March 8, 2004, for the first time ever, while finishing fifth in the polls, for SJU's highest final ranking since 1966.

Martelli joined with Nelson to sweep the national coach and player awards, marking one of the few times in history that the top player and coach were from the same school. In addition to the national awards, he was the Atlantic 10 Coach of the Year for the third time and a repeat winner of the Big 5 Coach of the Year.

He served as head coach of the 2005 USA Under-21 World Championship Team, which finished in fifth place finish at the FIBA U21 World Championships.

A 1976 graduate of Widener, Martelli began his career on Hawk Hill with SJU's 1985-86 NCAA Tournament team. After 10 years as an assistant at Saint Joseph's, Martelli was named the 14th coach in school history on July 20, 1995, and just the third non-alumnus to follow in the storied tradition of SJU coaches.

Martelli burst onto the scene in his first season (1995-96) and took the squad to the NIT championship game. He followed that in 1996-97 with the Atlantic 10 regular season and tournament titles, along with a berth in the NCAA Sweet 16.

Prior to his arrival at SJU, Martelli spent seven years as head basketball coach at Bishop Kenrick High School and had a stint as assistant coach at Widener, helping guide the Pioneers to the 1978 NCAA Division III Final Four.

As a point guard at Widener, he was part of the NCAA Tournament teams in 1975 and 1976, and set the school's single season and career assist marks.

Martelli and his wife, Judy, a former basketball player with the national champion Immaculata College teams in the 1970s, have three children - Phil, Jr., Jimmy and Elizabeth. Phil, Jr. is an assistant basketball coach at the University of Delaware while he and Elizabeth are both Saint Joseph's graduates. The Martelli's have five young grandchildren, Philip Stephen, and Marra, who are the children of Phil, Jr., and wife Meghan; newborn twins Brynley and Avery, who are the daughters of Jimmy and wife Julie; and newborn Madalyn, who is the child of Elizabeth and Patrick Jefferies.

**@PhilMartelliSJU**

## MARTELLI YEAR-BY-YEAR (19 seasons)

YEAR	OVERALL			ATLANTIC 10			POSTSEASON
	W	L	PCT	W	L	PCT	
1995-96	19	13	.594	9	7	.562	NIT Runner-up NCAA Sweet 16
1996-97	26	7	.788	13	3	.812	
1997-98	11	17	.393	3	13	.187	
1998-99	12	18	.400	5	11	.312	
1999-00	13	16	.448	7	9	.437	
2000-01	26	7	.788	14	2	.875	NCAA 2nd Round
2001-02	19	12	.613	12	4	.750	NIT 2nd Round
2002-03	23	7	.767	12	4	.750	NCAA 1st Round
2003-04	30	2	.937	16	0	1.000	NCAA Elite Eight
2004-05	24	12	.667	14	2	.875	NIT Runner-up
2005-06	19	14	.575	9	7	.562	NIT 2nd Round
2006-07	18	14	.562	9	7	.562	NCAA 1st Round
2007-08	21	13	.617	9	7	.562	
2008-09	17	15	.530	9	7	.562	
2009-10	11	20	.343	5	11	.312	
2010-11	11	22	.333	4	12	.250	
2011-12	20	14	.589	9	7	.562	NIT 1st Round
2012-13	18	14	.562	8	8	.500	NIT 1st Round
2013-14	24	9	.727	11	5	.687	NCAA
<b>Totals</b>	<b>362</b>	<b>246</b>	<b>.595</b>	<b>178</b>	<b>126</b>	<b>.585</b>	



**LAST TIME OUT:** Langston Galloway hit a three-pointer at 2:28 to break a tie and Saint Joseph's never trailed again en route to a 65-61 win over VCU to claim the 2014 Atlantic 10 Championship at the Barclays Center and clinch the league's automatic berth to the NCAA Tournament. Galloway led all players with a game-high 19 points, while **Ronald Roberts, Jr.** finished with a 15-point, 11-rebound double-double. **Halil Kanacevic** grabbed a game-high 14 rebounds to go with 11 points, while **DeAndre' Bemby** finished with eight assists and 13 points. Kanacevic was named the tournament's Most Outstanding Player, while Galloway and Roberts were named to the All-Championship Team. VCU held a 48-42 lead with 10:23 to play, but the Hawks would tie up the score two more times. Down 52-50, Roberts hit one free throw and Bemby completed a three-point play to put the Hawks up, 54-52. The Rams tied it 54-54 on a pair of free throws by Treveon Graham at 2:56, but Galloway hit a step-back three-pointer to give the Hawks the lead for good, 57-54. Roberts put down a dunk off a feed from Bemby at 1:29 to put SJU up 59-54, and the Hawks iced the game from the foul line. Galloway made 4-of-5, **Chris Wilson** made one shot and Bemby hit a free throw with :20 to play to provide the final margin.

**CHAMPIONSHIP SUNDAY:** Saint Joseph's captured its third Atlantic 10 Championship and the first since 1997. It was the second title for the Hawks under coach **Phil Martelli**, with the other championship coming in 1986 when Martelli served as a Hawks' assistant coach.

**ON A ROLL:** Saint Joseph's has gone 20-5 since a loss to #14 Villanova on December 7. That included a six-game winning streak, which was the longest since a seven-game streak in the 2008-09 season. The Hawks went 6-2 in January, had a 6-1 mark in February, and are now 4-2 in March.

**20-20:** The Hawks have matched the number of wins from the 2004-05 season (24-12). **Phil Martelli** has guided the Hawks to 20-plus wins eight times in his career, and in two of the past three seasons (20 wins in 2011-12). With a win in this game, SJU would post its most victories since the 2003-04 team went 30-2.

**BRACKET BOYS:** This is Saint Joseph's third straight postseason appearance, but first NCAA Tournament berth since 2008, when the 11th-seeded Hawks lost to sixth-seeded Oklahoma, which featured Blake Griffin. **Phil Martelli** has led the Hawks to the postseason 12 times, with six NCAA bids and six appearances in the NIT.

**BUFFALO BOUND:** Saint Joseph's actually has a previous history playing in the NCAA Tournament in Buffalo, and a successful one. This arena is where the Hawks started their journey to the Elite Eight in 2004. The number-one seeded Hawks defeated Liberty, 82-63, and then Texas Tech, 70-65, to advance to the Regionals in East Rutherford, N.J. SJU's season came to an end just points away from the Final Four with the 64-62 loss to Oklahoma State in the Regional Final, finishing the memorable season with a 30-2 record.

**PHIL AND THE TOURNEY:** **Phil Martelli** owns a school record 17 postseason wins (6 NCAA, 11 NIT), ahead of Dr. Jack Ramsay's total of 12. He ranks first among Hawk coaches with a .608 winning percentage (17-11) and has taken SJU to postseason play 12 times in his 19 years. Martelli is 6-5 in NCAA Tournament games during his career.

**DEJA VU'?:** The last time Saint Joseph's entered the NCAA Tournament as the Atlantic 10 Champions was in 1997. The Hawks proceeded to reach the NCAA Sweet 16, defeating Pacific and Boston College, before falling to number-one seed Kentucky in the Regional Semifinal.

**UPSETTING NEWS:** The Hawks have posted a 4-4 mark as the lower-seeded team in NCAA Tournament play. The last "upset" for the Hawks was one of the biggest in school history, when ninth-seeded SJU defeated No. 1 seed DePaul in the 1981 NCAA Second Round, 49-48, on a last-second layup by John Smith. The Hawks would go on to defeat Boston College before falling to Indiana in the Regional Final.

**HAWKS VS. THE TOP 25:** The win over #21 UMass was Saint Joseph's first win over a ranked opponent this season and the first since an overtime win over #20 Notre Dame on Nov. 16, 2012. It was the first Top 25 win at Hagan Arena since an 82-72 win over #22 Temple on Feb. 25, 2012. The Hawks then scored a win over #23 VCU in the A-10 title game, giving them a 5-6 record against ranked teams in the last three years, counting this season.

**CHAMPIONSHIP THREAD:** **Phil Martelli** and assistant coach **Geoff Arnold** were involved in the Hawks' two A-10 titles thus far. Martelli was an assistant coach for the 1986 team, while Arnold was a senior guard on that squad. Martelli then coached the 1997 champions, which was his second year as SJU's head coach.

**FACING THE FIELD:** Saint Joseph's has faced seven teams this year which are in the NCAA Tournament - Dayton, George Washington, UMass, Saint Louis, VCU, Creighton and Villanova. The Hawks own a 6-5 record vs. those teams.

**MR. EVERYTHING:** **Halil Kanacevic** earned Most Valuable Player honors at the A-10 Championship and showed why he's been called the Hawks' most valuable all year long. He had 26 points and 17 rebounds in the semifinal win over St. Bonaventure, making a career-high 8-of-12 free throws in the win, while hitting 8-of-12 shots from the field. He followed that with 11 points, 14 rebounds, four assists and two blocks in the title game win over VCU. **Phil Martelli** has called him the Hawks' "most indispensable player" and has called him the "best teammate" on the squad.

**TOURNEY TIME:** **Langston Galloway** averaged a team-high 22.7 points per game in the three games of the Atlantic 10 Tournament, while hitting 51.3 percent from the field and 56.5 percent from three-point range. **Halil Kanacevic** averaged 15.3 points, 14.3 rebounds and 3.7 assists. **Ronald Roberts** (12.7) and **DeAndre' Bemby** (10.7) also averaged double figures in the tournament.

**ALL-AROUND GUY:** **Halil Kanacevic** is the only player to wear the Saint Joseph's uniform and amass over 1,000 points, 900 rebounds, 400 assists and 200 blocks in his collegiate career. The senior now has a total of 1,139 points, 1,021 rebounds, 401 assists and 213 blocks, totals which include his freshman year at Hofstra. In looking at where those totals rank among SJU's career leaders, Kanacevic is 36th in points, fifth in rebounds, ninth in assists and fifth in blocks.

**MAN OF THE HOUR:** **Langston Galloway** scored 20 of his 31 points in the first half and hit 6-of-11 from three-point range to lead the Hawks over Dayton in the A-10 Quarterfinals. The senior also had his second game-winning three-pointer vs. Dayton this season, hitting the shot with 15 seconds remaining. Galloway's 31 points rank as the 11th highest all-time total for an A-10 Tournament game.

**LONG-RANGE SPECIALIST:** **Langston Galloway**, SJU's all-time leader in three-point field goals, hit six threes vs. Dayton. It marked the 12th time in his career that he has made six or more three-pointers in a game. He holds the single-game record with 10 threes made this year vs. Fordham.



**CHARACTER STUDY:** Phil Martelli attributes the success of the team this year to their character. He has said that the Hawks possess "character" and not "characters".

**DOUBLE DIP:** Saint Joseph's is one of 25 schools in the nation to have both their men's and women's teams in this year's NCAA Tournament.

**STUDYING ABROAD:** Saint Joseph's started the year by traveling to Italy in August, a trip which provided not only the benefits of extra practice and more games together, but strengthened the Hawks' chemistry. Interestingly enough, the SJU women's basketball team traveled to Ireland in August 2012 and at the end of that season, won the 2013 Atlantic 10 Championship.

**DEE-FENSE:** The Hawks shut down St. Bonaventure in the second half, limiting the Bonnies to 4-of-24 from the field in the A-10 Semifinal. In the three games of the A-10 Tournament, SJU held its foes to 36.7 percent shooting and 58.7 points per game.

**FROM THE LINE:** The Hawks have struggled all year from the foul line, but **Ronald Roberts** and **Halil Kanacevic** were solid in the win over St. Bonaventure. Roberts hit all four of his shots, while Kanacevic converted a career-best 8-for-12 from the line.

**ALL-LEAGUE HAWKS:** Saint Joseph's freshman **DeAndre' Bembry** was named the Atlantic 10's Co-Rookie of the Year, sharing the award with E.C. Matthews of Rhode Island. Senior starters **Langston Galloway** (First Team), **Halil Kanacevic** (Second Team) and **Ronald Roberts, Jr.** (Third Team), were each chosen to the 2014 Atlantic 10 All-Conference Teams, in voting by the league's coaches. It marks the most Hawks to receive All-Conference honors since 2002-03 when Jameer Nelson, Delonte West and Pat Carroll were each named to the All-League Team. Bembry, who is also an All-Rookie Team selection, becomes the first SJU Player to earn the A-10's Rookie of the Year honor since Nelson in 2000-01. Galloway, a second-team honoree in 2012, earns first-team recognition for the first time. Kanacevic, who received honorable mention in 2012, is also named to the Second Team for the first time in his career. Roberts earns Third-Team honors for the second year in a row.

**SENIOR STRENGTH:** The starting trio of **Langston Galloway**, **Halil Kanacevic** and **Ronald Roberts** comprise one of the most productive groups in school history. Their combined numbers at SJU are: 4,054 points, 2129 rebounds, 734 assists and 323 blocks. Here are their individual numbers and where they rank in SJU history:

- Galloway: 1,966 pts (3rd); 593 rebs (31st); 293 asts; 170 stls; 339 3FG (1st)
- Kanacevic\*: 857 pts; 761 rebs (18th); 361 asts; 152 blks (6th)
- Roberts: 1,383 pts (22nd); 851 rebs (12th); 115 blks (8th); 56.9 FG% (2nd)

\* SJU totals only - not counting freshman season at Hofstra

**TOP ROOKIE:** **DeAndre' Bembry** established himself as one of the top rookies in the Atlantic 10, confirmed by his Co-Rookie of the Year award. The freshman, who was in the starting lineup from the first game, set a new career-high with 22 points at George Washington, while tying his personal best with eight assists. He ranks third on the team in scoring with 12.2 points per game and also ranks third in rebounds (4.5), assists (2.6) and field goal percentage (46.7), while topping the team in steals (1.0). The 6-6 wing player has tallied double figures in 24 games, including eight of the last nine.

**MR. DEPENDABLE:** **Langston Galloway** has set the SJU record for career starts with 131 in 132 games played. That breaks the mark of 125 career starts previously held by Jameer Nelson (2000-04).

## HONOR ROLL

<b>DeAndre' Bembry</b>	<b>Atlantic 10 Co-Rookie of the Year</b> <b>Atlantic 10 All-Rookie Team</b> Atlantic 10 Rookie of the Week (2/9, 11/18)
<b>Langston Galloway</b>	<b>Atlantic 10 All-Conference First Team</b> <b>Atlantic 10 All-Tournament Team</b> NABC All-District 4 First Team Big 5 Player of the Week (1/20)
<b>Halil Kanacevic</b>	<b>Atlantic 10 All-Conference Second Team</b> <b>Most Valuable Player, Atlantic 10 Championship</b> <b>Atlantic 10 All-Tournament Team</b> NABC All-District 4 First Team Big 5 Player of the Week (1/13) Co-Player (2/1, 12/23)
<b>Ronald Roberts, Jr.</b>	<b>Atlantic 10 All-Conference Third Team</b> <b>Atlantic 10 All-Tournament Team</b> Atlantic 10 Co-Player of the Week (3/1, 12/2)

## HAWK LEADERS

(number of games led in each category; includes shared highs)

	<u>Points</u>	<u>Rebounds</u>	<u>Assists</u>	<u>Steals</u>	<u>Blocks</u>
Langston Galloway	17	2	1	10	4
Ronald Roberts	8	12	0	3	14
Halil Kanacevic	6	20	21	10	18
Chris Wilson	2	0	8	6	0
DeAndre' Bembry	2	3	7	12	5
Isaiah Miles	0	0	0	3	3
Daryus Quarles	0	0	0	1	0
Javon Baumann	0	0	0	1	1
Papa Ndao	0	1	0	1	1
Evan Maschmeyer	0	0	0	1	0

## HAWK DOUBLES

<u>Double-Figure Points</u>			
	<u>'13-14</u>	<u>Streak</u>	<u>Career</u>
Langston Galloway	28	6	98
Ronald Roberts	25	10	73
DeAndre' Bembry	23	1	23
Halil Kanacevic	17	2	40
Chris Wilson	13	--	26
Isaiah Miles	3	--	3
Papa Ndao	1	--	1
Daryus Quarles	--	--	9
<u>Double-Figure Rebounds</u>			
	<u>'13-14</u>	<u>Streak</u>	<u>Career</u>
Halil Kanacevic	12	4	30
Ronald Roberts	4	1	24
<u>Double-Figure Assists</u>			
	<u>'13-14</u>	<u>Streak</u>	<u>Career</u>
Halil Kanacevic	2	--	3
<u>Double-Doubles (pts-rebs)</u>			
	<u>'13-14</u>	<u>Streak</u>	<u>Career</u>
Halil Kanacevic	6	2	15
Ronald Roberts	3	1	21
<u>Double-Doubles (rebs-asts)</u>			
	<u>'13-14</u>	<u>Streak</u>	<u>Career</u>
Halil Kanacevic	2	--	2
<u>20+ Point Games</u>			
	<u>'13-14</u>	<u>Streak</u>	<u>Career</u>
Langston Galloway	12	--	35
Ronald Roberts	6	--	9
Halil Kanacevic	4	--	4
DeAndre' Bembry	2	--	2
Chris Wilson	1	--	1



**TOP THREE:** **Langston Galloway** now ranks third on the Hawks' all-time scoring list with 1,966 career points, an average of 14.9 per game. He is 19 points away from second place and Bernard Blunt's total of 1,985.

#### CAREER SCORING

Name	Seasons	G	POINTS
1. Jameer Nelson	2000-04	125	2,094
2. Bernard Blunt	1990-95	119	1,985
3. <b>Langston Galloway</b>	<b>2010-</b>	<b>132</b>	<b>1,966</b>
4. Carl Jones	2009-13	126	1,845
5. Ahmad Nivins	2005-09	127	1,789

**PROUD PHIL:** **Phil Martelli** has five grandchildren and three of them were born during this season. His son Jimmy and wife Julie had twin girls, Avery and Brynley, born on Jan. 21-22, which was the morning of SJU's game at Rhode Island. Then daughter Elizabeth and husband Patrick Jefferies had their first child, Madalyn, born on March 5. Martelli found out about the birth of Madalyn while at shootaround for the game at George Washington. His oldest grandchildren are Philip Stephen (4) and Marra (2), who are the children of son Phil, Jr., and wife Meghan. Video of Philip Stephen mimicking his grandfather at the A-10 Championship has made him the viral sensation of this week.

**TEN YEARS AFTER:** It's hard to believe but this season marks the 10th anniversary of Saint Joseph's memorable 2003-04 season, in which the Hawks went 27-0 during the regular season, and 30-2 overall, earned a number-one seed in the NCAA Tournament and reached the Elite Eight, while coming within two points of a Final Four berth. Jameer Nelson and **Phil Martelli** were the consensus National Player of the Year and National Coach of the Year, respectively, while creating a season on Hawk Hill for the record books. The Hawks' NCAA Tournament run began in Buffalo in 2004.

**THE COMPLETE GAME:** The Hawks put together one of their most complete games in the 79-53 win over Dayton on Feb. 25, which snapped the Flyers' six-game winning streak. SJU jumped out to an 8-0 lead and was up by double digits with less than seven minutes gone by. The Hawks held a 30-point lead with over six minutes to play. Among the key stats of the game were:

- SJU FG%- 58.3; Dayton FG%- 31.7
- SJU 3FG%- 60.0; Dayton 3FG%- 22.7
- 8 turnovers by SJU; 11 by Dayton
- 19 assists on 28 field goals by SJU; 8 assists on 20 field goals by Dayton
- 39 first-half pts by SJU; 20 first-half pts by Dayton

**RAINING THREES:** **Langston Galloway** put on another long-range shooting exhibition vs. Fordham as he set the school record with 10 three-pointers en route to scoring a career-high 33 points. The senior made 3-of-5 in the first half and 7-of-10 in the second half, to hit 66.7 percent (10-of-15) in the game. The previous SJU record was nine by Brian Leahy vs. Duquesne on Jan. 17, 1988. Galloway scored 24 points in the second half, which matched his career best set earlier this season against Duquesne. In that game, the senior connected on 9-of-11 shots in the half, including 6-of-7 three-pointers to score 24 points in 19 minutes.

**FOUL BALL:** Despite having done a good job of limiting their fouls all season, the last two road games were tough for the Hawks with the whistle. SJU was called for 21 fouls at St. Bonaventure and 22 at George Washington, above the team's average of 15.7. At St. Bonaventure, **Halil Kanacevic** picked up his fourth early in the second half and played just five minutes in the second half. **Ronald Roberts** also fouled out late in the game, but not before hitting 7-of-8 field goals and finishing with 15 points. In the GW game, Kanacevic played a season-low 13 minutes and fouled out with 6:55 to play, finishing the game without an assist. SJU committed 20 fouls in the loss to La Salle, but 10 of them came in the last five minutes as the Hawks were trying to get the ball back.

#### STATS BY HALF

Points	High: 60 at Loyola (1st) Low: 20 at Dayton (1st)
Rebounds	High: 28 vs. Binghamton (1st) Low: 11 vs. Creighton (2nd)
Assists	High: 18 at Loyola (1st) Low: 1 at Loyola (2nd)
FG%	High: 71.4% vs. Duquesne (1st) Low: 19.0% at Loyola (2nd)
3-pt FG%	High: 86.7% at Penn (1st) Low: 0.0% (8x) last vs. Saint Louis (2nd)
FT%	High: 100% at UMass (1st); at Loyola (1st) Low: 14.3% vs. Drexel (1st)

#### INDIVIDUAL HIGHS BY HALF

Points	24, Langston Galloway vs. Fordham (2nd); Duquesne (1st)
Rebounds	13, Halil Kanacevic at Penn (1st)
Assists	8, Halil Kanacevic vs. Creighton (2nd)
Blocks	5, Halil Kanacevic at St. Bonaventure (1st)
Steals	5, Langston Galloway vs. Siena (1st)
FG Made	9, Langston Galloway vs. Duquesne (1st)
3-pt FG Made	7, Langston Galloway vs. vs. Fordham (2nd)
FT Made	8, Langston Galloway vs. Rhode Island (2nd)

**FOUR TO SCORE:** Saint Joseph's owns a 12-5 record when at least four players reach double figures in the game.

**EASY POINTS:** The Hawks have had their struggles from the foul line this year, shooting 64.1 percent. But SJU has gotten to the line 171 more times than its opponents. And despite the shooting percentage, the Hawks have still made 84 more free throws than their foes.

**ROAD WARRIORS:** Saint Joseph's owns an 8-4 record on the road this year, which is the most road wins since 2007-08, when that squad went 9-6. The Hawks are 5-1 in neutral site games.

**STRAIGHT SHOOTERS:** **Ronald Roberts** and **Halil Kanacevic** rank first and second, respectively, in the A-10 for field goal percentage in league games. Roberts converted 59.7 percent while Kanacevic hit 58.7 percent from the field.

**CAN'T MISS CHRIS:** **Chris Wilson** converted all eight field goal attempts, including three three-pointers, in the Hawks' dominating win over Dayton. The junior point guard scored 11 points in the first half on 5-for-5 shooting, and then finished the game with a career-high 20 points. It ranked up there with some of the other "perfect" shooting games in Hawk history - the last one prior to Wilson's effort was Delonte West's 12-for-12 performance at Xavier on Jan. 17, 2004.

**BOUNCING BACK:** After a six-point effort at Rhode Island, **Langston Galloway** bounced back in a big way vs. Fordham with 33 points and a school-record 10 three-pointers. The longest stretch of his career in which the senior has scored less than 10 points is a three-game streak in January, 2013. **Phil Martelli** said, "He's done it through his whole career. It's very rare that he has two or three games in a row where he's playing poorly. You know, Lang gets it. He's a senior. He's got three left in this building. And he wanted to leave people with a memory on this one." Earlier this year, Galloway rebounded from two straight single-digit games to score 24 in the win over VCU. He has tallied double figures in 98 of the 132 games of his career and in all but five games this season.



**DOING IT ALL:** **Halil Kanacevic** fills the boxscore unlike any other player. In the Feb. 22 win over Dayton, he had 10 points, eight rebounds, eight assists and four blocked shots. He had a double-double against Creighton with 10 rebounds and 10 assists, which was the first of his career in those categories. That came after a 12-point, 11-rebound, 8-assist effort in the win over Marist. Then there was the career game - 27 points, 14 rebounds, 4 assists, 2 blocks - in the win over Drexel. Against #19 UMass, the senior had 19 points, 13 rebounds and six assists. **Phil Martelli** has called the senior the team's "most indispensable player."

**DOMINATING DUO:** **Ronald Roberts** and **Chris Wilson** combined for 42 points on 16-for-19 shooting against Dayton. The duo had the same amount of points as Dayton did with over four minutes to play - but the Flyers were shooting 16-for-56 from the field as a team.

**STREAK STATS:** The Hawks put up some impressive numbers in the six-game winning streak. **Langston Galloway** averaged 19.2 ppg during the streak, while **Ronald Roberts** averaged 15.3 points and 7.3 rebounds and **DeAndre' Bembry** scored 14.8 ppg, while tallying double digits in all six. Here's the breakdown of team stats during the streak:

Category	SJU	Opp.
Scoring Avg.	75.0	63.2
FG Pct.	51.3	38.8
3-Pt. FG Pct.	40.5	32.1
FT Pct.	74.8	69.5
Reb. Avg.	32.3	34.2
Assist Avg.	14.7	12.2
Block Avg.	6.2	2.3
TO Avg.	11.3	10.5

**RALLY CAPS:** The Hawks have won 12 games in which they trailed at some point of the second half - Vermont, Washington State, Drexel, Boston University, Denver, George Mason, Rhode Island (two games), Dayton (two games), St. Bonaventure (two games) and VCU. In three of those wins, Saint Joseph's trailed by double figures during the game. Those were:

Game	Biggest Deficit (Half)
Boston Univ.	12 (1st)
Denver	11 (1st)
Rhode Island	10 (2nd)

**THE 600 CLUB:** The win at Rhode Island was the 600th game of **Phil Martelli's** head coaching career. Martelli has posted a school-record 362 wins in 19 seasons at Saint Joseph's. The Fordham game was the 300th Atlantic 10 game of his career, and he owns 178 conference wins.

**LONG-DISTANCE LEADER:** **Langston Galloway** is Saint Joseph's all-time leader in career three-pointers with 339. Galloway hit three three-pointers at Richmond to break the record of 294 held by Big 5 Hall of Fame inductee Pat Carroll (2001-05). He also holds the school single-game record after he connected on 10 vs. Fordham while his total of 104 threes on the season is the second best all-time.

#### CAREER 3-POINT FIELD GOALS

Name	Seasons	G	3FG
1. <b>Langston Galloway</b>	2010-	132	339
2. Pat Carroll	2001-05	98	294
3. Darrin Govens	2006-10	124	244
4. Marvin O'Connor	1999-02	89	231
5. Jameer Nelson	2000-04	125	229

**STEPPING UP:** The Hawks showed their balance again at St. Bonaventure, earning the win even though starter **Halil Kanacevic** was saddled with foul trouble and played just 19 minutes. **Langston Galloway** led the way again with 27 points, but the Hawks got a boost off the bench from sophomore **Isaiah Miles**, who scored 11 points. **DeAndre' Bembry** (18 pts) and **Ronald Roberts** (15 pts) also paced the Hawks, who shot an impressive 63.6 percent from the field in the game.

**LUCKY SEVENS:** SJU outscored Fordham, 21-2, early in the second half. But what was more remarkable was that the Hawks scored three points on each of seven consecutive possessions. **Langston Galloway** knocked down five three-pointers in the four-minute stretch, while **Chris Wilson** also hit a three and **Halil Kanacevic** had a three-point play.

**WINNING WITH WILSON:** **Chris Wilson's** career-best game vs. Dayton was the 12th game in double figures this season for the junior. He also had 18 points on 6-for-11 three-point shooting against Creighton and scored 17 points at Loyola, hitting 4-of-5 from the field and 3-of-4 from three-point range.

**DEANDRE'S DEFENSE:** **DeAndre' Bembry** has often been called on to guard the opponents' top scorer. Bembry drew the assignment of Tyreek Duren at La Salle and although Duren scored the Explorers' first eight points of the game, the Hawks' freshman shut him down the rest of the way, allowing the La Salle star just seven more points.

**LATE-GAME HEROICS:** **Langston Galloway** banked in a three-pointer with 1.8 seconds to play to give the Hawks a 60-57 win at Dayton on Jan. 29. It was the first game-winning shot of his SJU career.

**ONE OF A KIND:** **Halil Kanacevic** is a unique player and he's one of a few in the country to lead his team in rebounds (8.8), assists (4.4) and blocks (1.6). Stephen Madison of Idaho led his team in those three categories as well as points and steals, while Jerrelle Benimon of Towson was his team's leader in rebounds, assists and blocks.

**BIG-TIME BEMBRY:** **DeAndre' Bembry** had a big-time game in the regular-season win over VCU. The Hawks used the freshman to bring the ball upcourt against VCU's pressure and he scored 18 points on 8-for-13 shooting while grabbing six rebounds. Among the plays on his highlight reel were a three-pointer near the end of the first half that gave SJU a 10-point lead, and a lob pass to **Ronald Roberts** for an alley-oop dunk that pushed the lead to 13 points with 5:56 to play. He also had a solid game at La Salle, scoring 16 second-half points after going scoreless in the first half.

**AT THE LINE:** Saint Joseph's has struggled at the foul line practically all season, but has also come through with some solid efforts. In the three games prior to GW, the Hawks were shooting 77.7 percent, compared to the current season percentage of 64.1. The best performance of the year was 81.8 percent at La Salle, with the worst in 10 games (54.5) coming against the Explorers at home on March 9.

Game	FT Pct.
Drexel (W)	45.5
Loyola (W)	80.0
Boston Univ. (W)	80.0
Binghamton (W)	35.7
Denver (W)	56.5
UMass (L)	58.8
George Mason (W)	73.1
Duquesne (W)	35.7
Penn (W)	58.3
Rhode Island (W)	55.3
Richmond (L)	40.0
Dayton (W)	57.1
UMass (W)	62.5
Saint Louis (L)	60.0
VCU (W)	66.7
La Salle (W)	81.8
Rhode Island (W)	64.3
Fordham (W)	73.7
Dayton (W)	70.0



St. Bonaventure (W)	87.5
George Washington (L)	59.1
La Salle (L)	54.5
Dayton (W)	60.0
St. Bonaventure (W)	67.9
VCU (W)	55.0

**THREE-HEADED MONSTER:** Phil Martelli joked that in the UMass game, Halil Kanacevic served as player, coach and referee - referring to the senior's vocal nature and the "help" he provides during the game to the SJU coaching staff and the officials.

**BALANCED ATTACK:** A testament to the Hawks' balance came when SJU led #21 UMass by 16 points at halftime and leading scorer Langston Galloway didn't have a point. The senior played just 12 minutes in the first half as he was saddled with two fouls. That happened again at Rhode Island when Galloway went scoreless in the first half and finished the game with six points. Ronald Roberts picked up the slack, scoring 18 points, while DeAndre' Bemby and Halil Kanacevic scored 12 apiece. Four of five Saint Joseph's starters are now averaging double figures, led by Galloway at 17.5 ppg. The Hawks have had four players score in double figures in 17 of 33 games and all five starters score double figures once (at La Salle).

**AVOIDING THE WHISTLE:** The Hawks have done a good job limiting their fouls this season and rank sixth in the nation with the fewest fouls per game (15.8). At La Salle, the Hawks went until 5:23 remained in the first half without being whistled for a foul. Phil Martelli pointed out that Halil Kanacevic has been successful in limiting his fouls this season and that's allowed the senior to stay on the court. Kanacevic, who is averaging 3.7 fouls per game, has played all 40 minutes in seven games this year. He has only been disqualified six times, but the most costly one came in the loss at George Washington.

**IRON MEN:** The Hawks' starters have logged a lot of minutes during A-10 play, with all five averaging over 32 minutes per game. Langston Galloway leads the way with 37.3 minutes and ranks second in the league in A-10 games only. Galloway leads the squad in minutes in all games with 35.7, a number that ranks third in the Atlantic 10.

**MOVING ON UP:** Ronald Roberts, Jr. eclipsed the 1,300-point mark vs. Dayton (Feb. 25) and now ranks 22nd on the all-time scoring list with 1,383 career points, an average of 10.6 per game.

#### CAREER SCORING

Name	Seasons	G	POINTS
19. Carlin Warley	1991-95	114	1,480
20. Paul Senesky	1947-50	71	1,471
21. Bob McNeill	1957-60	81	1,393
22. Ronald Roberts	2010-	130	1,383

**RON'S REBOUNDS:** Ronald Roberts went over 800 rebounds in his career vs. Dayton (Feb. 25) and now has 851 to rank 12th in Hawk history. That's an average of 6.6 per game.

#### CAREER REBOUNDING

Name	Seasons	G	REBOUNDS
9. Kurt Engelbert	1954-57	76	898
10. Bob Clarke	1957-60	81	877
11. Jack Egan	1958-61	83	871
12. Ronald Roberts	2010-	130	851

**SENIOR MOMENTS:** Phil Martelli has repeatedly praised this group of players for their character on and off the court. And he's singled out the seniors for leading the way. After the win over La Salle, Martelli said, "Seniors, seniors. They have been special since the summer when we were preparing for Italy. They were great on that trip and they've been

great every practice. When I looked at the stat sheet at halftime, I thought that the seniors are taking us here."

**SENSE OF BALANCE:** The Hawks had their most balanced game of the year at La Salle as all five starters scored double figures for the first time this season. The Hawks also shot 49 percent from the field and went a season-best 81.8 percent from the foul line. SJU also committed just eight turnovers while forcing La Salle into 13 turnovers.

**HEATING UP:** Saint Joseph's shot 59.2 percent from the field vs. Fordham, tied as the second best number of the season, and made 15-of-29 from three-point range (51.7 percent). The Hawks also shot over 70 percent from the foul line (73.7 pct) for only the eighth time this year. Helping the team's field goal percentage were 4-for-4 efforts by both Ronald Roberts and Halil Kanacevic.

**CRYING FOUL:** As one of the teams in the nation with the fewest personal fouls per game, the Hawks faced a different situation at Rhode Island on Feb. 19. DeAndre' Bemby picked up his second foul at 15:27 of the first half and sat the rest of the half. Halil Kanacevic was whistled for his second with over six minutes left in the first half and then he and Bemby picked up their third fouls in the first six minutes of the second half. Kanacevic got his fourth with over 10 minutes to play in the second half, but stayed in the rest of the game. Ronald Roberts had four fouls with over six minutes remaining, but finished the contest playing all 40 minutes. Bemby was whistled for his fourth at 5:32 of the second half, but finished out the Hawk victory.

**COMEBACK KIDS:** The Hawks fought back from a 10-point deficit at Rhode Island to score the 57-54 win. Ronald Roberts helped pace the win with 11 of his 18 points in the second half. Trailing by 10 at 14:27, the Hawks went on a 9-0 run and tied the game on a three-point play by Roberts at 9:57. The Hawks went up by 53-48 on a three-pointer by Papa Ndao and eventually sealed the win on a layup by Halil Kanacevic with 34 seconds to go. After shooting just 35.7 percent from the field and making 1-of-10 from three-point range in the first half, the Hawks hit 12-of-21 shots and 3-of-6 three-point attempts in the second half. It was the second biggest deficit overcome for victory this season.

**20-20:** After just missing a triple-double at Penn, Halil Kanacevic was within one rebound of a 20-20 game at Richmond. The senior had 21 points and a career-high 19 rebounds in the loss. Classmate Langston Galloway has scored 20-plus points 11 times this year, and in 34 games of his career, which is one of the best numbers in the A-10.

**RIGHTING THE SHIP:** After consecutive losses to city rivals Temple and Villanova (30-point loss) in early December, Saint Joseph's has gone 20-5 since then and Phil Martelli credits the players for the turnaround. "These guys looked at each other and decided that if they kept coming every day and kept themselves tight, then good things would happen. It was all of them. Not one guy wavered. I would say the strength of this group is the group and that's what they leaned on."

**MISSED GAMES:** Ronald Roberts, Jr., made his return to the starting lineup at Penn after missing the George Mason and Duquesne games with back spasms suffered at UMass. They were the first games in his career that Roberts missed, ending a consecutive-game streak of 113. Isaiah Miles was also back in action at Penn after missing three games (UMass, George Mason, Duquesne) due to a concussion suffered in the Denver game on Jan. 4.



**BEHBRY'S WEEK:** **DeAndre' Bembry** was named the Atlantic 10 Co-Rookie of the Week for Feb. 10, as he averaged 11.5 points and four rebounds per game in the Hawks' 1-1 week. Bembry scored 18 points and added six rebounds as the Hawks topped VCU, 69-62. He also added three assists and a game-high three steals in the win. It was the second weekly honor for Bembry as he was previously honored on Nov. 18.

**REPEAT HONOREE:** **Halil Kanacevic** was named the Philadelphia Big 5 Co-Player of the Week for February 3. It marked the third time this season that he's earned the Big 5 honor. The forward averaged 13.0 points, 8.5 rebounds and 4.0 assists and shot 55 percent from the field (11-for-20) from the field.

**TRIPLE PLAY:** **Halil Kanacevic** just missed the rare triple-double against Penn, falling one point short. The senior had nine points, 15 rebounds and tied his career-high with 12 assists. The last time a Hawk achieved a triple-double was Dwayne Jones versus St. Bonaventure on Feb. 19, 2005, when he had 11 points, 11 rebounds and 10 blocks.

**BACK IN FORM:** **Langston Galloway** returned to the long-range shooting form from his sophomore season, when he was the top three-point shooter in the A-10 and ranked fourth in the nation with 46.6 percent. The senior is second in the A-10 with 43.9 percent and first with 3.2 three-pointers made. He ranks 13th in the nation in three-point percentage and 14th in threes made per game and 12th in total three-pointers (104).

**THE POINT FORWARD:** **Halil Kanacevic's** unique passing ability for a forward allows the Hawk offense to often run through him. He has been SJU's leader in assists for the past two seasons and currently leads the team in rebounds (8.8) and assists (4.4), while ranking second in the A-10 in rebounds and fourth in assists.

**FAB FROSH:** **DeAndre' Bembry** is third on the team in scoring with 12.0 points per game. He's on track to finish the season averaging double figures, and if he does so, will become the first freshman since **Langston Galloway** to accomplish that. Galloway averaged 12.8 ppg in his rookie season (2010-11).

**GAME OF THREES:** The Hawks have put on a few long-range shooting exhibitions this season, particularly a season-best 17-for-27 (63.0 percent) effort in the win over Duquesne. It marked the most three-pointers made since a school-record 20 by the Hawks against Temple in the 2003-04 season. SJU has also hit 14 three-pointers in a game twice this year, against Binghamton and Creighton, and then made 15 in wins over Penn and Fordham. **Langston Galloway** was responsible for a school-record 10 threes in the Fordham win. SJU averages 7.4 three-pointers made per game, a number which is second best in the A-10.

**FACE THE NATION:** **Langston Galloway** is fourth in the nation among Division I active career leaders for three-point field goals, with his career total of 339. He also ranks 24th in threes made per game (2.57) and 30th in three-point percentage (42.4). The top four players in career three-pointers made are:

Name, School	G	3FGM
1. Travis Bader, Oakland	137	504
2. Akeem Richmond, E. Carolina	138	414
3. Sean Armand, Iona	136	346
4. <b>Langston Galloway, SJU</b>	<b>132</b>	<b>339</b>

**AROUND THE A-10:** **Langston Galloway** leads the Atlantic 10 in three-pointers made (3.2), ranks second in three-point percentage (43.9), and third in scoring (17.5). **Halil Kanacevic** is second in rebounding (8.8) and

is fourth in assists (4.4), while **Ronald Roberts** tops the league field goal percentage (59.8). As a team, Saint Joseph's leads in field goal percentage in both overall (46.9) and conference games (47.6).

**DEPTH PERCEPTION:** The injuries to starter **Ronald Roberts** and sixth man **Isaiah Miles** in early January emphasized the Hawks' lack of depth. At #19 UMass, SJU was without Miles because of a concussion suffered in the Denver win. Then Roberts suffered back spasms early in the second half (17:05), which sidelined him for the rest of the game. **Phil Martelli** used only seven players in the rotation and seniors **Langston Galloway** and **Halil Kanacevic** played all 40 minutes. It marked the first time in his career that Kanacevic played all 40 minutes - although he did play 44 in an overtime win over Notre Dame last season. The Hawks were without Roberts and Miles at George Mason, but **Papa Ndao** made the start and contributed a career-high 13 points, and Galloway and Kanacevic logged 40 minutes again. SJU's starters all average over 31 minutes per game.

**THE BIG THREE:** Senior tri-captains **Langston Galloway**, **Halil Kanacevic** and **Ronald Roberts, Jr.**, are the core of the Hawks' team and they currently account for 58 percent of SJU's scoring and 55 percent of the rebounding. There have only been four games this year in which the Hawks' leading scorer was not one of those three players. **Chris Wilson** and **DeAndre' Bembry** have each led two games in scoring.

**PAPA'S PLAY:** **Papa Ndao** has earned the role of sixth man with his play this year. In the three games prior to the Rhode Island win, the junior made his last 7-of-8 three-point attempts and 9-of-10 total shots. He hit two crucial free throws with 12 seconds to play in the win over Massachusetts but was unavailable for the VCU game because of the flu.

**ON THE MARK:** **Ronald Roberts** ranks second in SJU history in career field goal percentage, converting 56.9 percent from the field (537-944). Ahmad Nivins, who was the 2009 A-10 Player of the Year, is the all-time leader with 62.7 percent.

**NOW'S THE TIME:** **Papa Ndao** stepped up in a big way at George Mason, replacing **Ronald Roberts** in the starting lineup. The junior made the sixth start of his career and responded with a perfect shooting game to score a career-high 13 points. It marked his first time in double figures as he went 4-for-4 from the field, making three three-pointers, and hitting two free throws in the final minute. Ndao played a career-high 37 minutes - his previous high was 20 minutes. He also started the Duquesne game and grabbed a team-high seven rebounds.

**BIG MAN ON CAMPUS:** Saint Joseph's senior **Langston Galloway** was named the Philadelphia Big 5 Player of the Week for Feb. 17. It was the second time this season that he has earned the honor and the sixth time in his career. The guard led a balanced effort by Saint Joseph's in the 75-64 win over Atlantic 10 and city rival La Salle. He had one of the best shooting weeks of his career as he hit 68 percent (17-for-25) from the field and a blistering 70.5 percent (12-for-17) from three-point range.

**FROZEN:** Either the ice storm or the Saint Louis defense froze the Hawks' offense in the 65-49 loss to the Billikens. Saint Joseph's shot just 27.3 percent in the first half, and just 31.9 percent in the game. The Hawks had their worst effort of the season from the three-point line, going just 1-for-15.

**ON THE SIDELINE:** **Kyle Molock** is sidelined for the rest of the year. The redshirt freshman reinjured his right knee in practice earlier this month and had successful surgery on February 7 to again repair the ACL of that



knee, of which he previously had surgery in August 2012. The injury to his right knee that took place in August 2012, was the second on that knee for Molock, and the third knee injury overall. He was averaging 19.0 points through eight games as a senior at Dublin Coffman when he tore the ACL of his right knee in January 2012; in July of 2010, he suffered a severe injury to all of the major ligaments in his left knee, causing him to miss his junior year.

**THE HAWK WILL NEVER DIE:** The Saint Joseph's Hawk mascot has been named the best college basketball tradition by NCAA.com in its rankings of the top five traditions. Ranking behind the Hawk are: 2- Kansas' "Rock Chalk, Jayhawk" chant; 3- the "Frisbee Cheer" at UCLA; 4- Duke's "Krzyszewski-Ville" when students camp out for the game with North Carolina; and 5- Wake Forest's "Rolling the Quad" with streamers of white tissue.

**EVERYBODY INTO THE ACT:** All 12 players who were dressed for the game saw action vs. Duquesne. Redshirt freshman **Javon Baumann** notched career-highs of eight points and five rebounds; **Daryus Quarles** had a season-high nine points; and senior walk-on **Colin Kelly** scored his first career points.

**THE DUNK CONNECTION:** **Halil Kanacevic**, the team's leader in assists, has a knack for finding **Ronald Roberts** around the rim. Kanacevic assisted on three of Roberts' five dunks in the Washington State game and has a total of 24 assists on dunks this season, mostly to Roberts.

**WINNING WITH WILSON:** Point guard **Chris Wilson** scored in double figures four times during the five-game winning streak in December. Wilson had 11 points against Drexel, 17 at Loyola and tied his career-high with 19 in the win over BU. He shot a career-best 7-for-14 from the field vs. BU, while making 3-of-6 three pointers. He then added 13 points vs. Binghamton.

**ODD OCCURRENCE:** **Halil Kanacevic** went without an assist against Denver. It was the first time since the Butler game on Jan. 9, 2013 that the Hawks' leader in assists did not register one. In the Denver game, however, the Hawks missed 21 shots in the first half. He also did not have an assist at GW, but the senior was limited to 13 minutes of action with foul trouble.

**FOUR FOR FOUR:** **Langston Galloway** is on track to become the first Hawk to lead the team for all four years in each of two categories - minutes played and three-point percentage. The senior is currently averaging a team-high 35.7 minutes played per game, and leads the squad in three-point percentage (42.5). No Hawk has led either of those categories for all four years.

**POMP AND CIRCUMSTANCE:** **Langston Galloway**, **Halil Kanacevic** and **Eric Kindler** became Saint Joseph's graduates on December 17, which was the end of the first semester. All three players finished the coursework for their degrees. Kanacevic earned his bachelor's in communications, Galloway received his in sports marketing and Kindler earned a degree in theology. Coach **Phil Martelli** said it was the first time in his career that he had that many players graduate in December. Both Galloway and Kanacevic will both exhaust their eligibility at the end of this season. Kindler will have one year remaining as he transferred to Saint Joseph's in his sophomore year but did not play basketball.

**HAPPY HOMECOMING:** **Isaiah Miles** put together a career-best game vs. Loyola in his hometown of Baltimore. The sophomore scored 11 points in the first half en route to a career-high 17, in just 12 minutes of action.

He hit on 4-of-5 shots from the field and made all eight free throw attempts. He then had his second double-figure effort in three games when he scored 11 points in the win over Binghamton.

**HAIL HALIL:** **Halil Kanacevic** was named the Big 5 Co-Player of the Week for Dec. 23 after he had a career game to lead the Hawks to the win over Drexel. The senior had a career-high 27 points and added 14 rebounds for the 12th double-double of his career. He also led the team with four assists and two blocks while shooting a personal best 12-for-13 from the field. **Phil Martelli** said, "Halil was the way he had practiced and the way he had talked. He was really emphatic with his teammates about getting their heads up and moving on to the next challenge." It was the first Big 5 honor of his career, although he earned it again on Jan. 13 and Feb. 3.

**ROCK OF AGES:** This year's squad is one of SJU's most experienced teams in recent years. The average age of the starting five is 21.2 years old. Three Hawks - **Langston Galloway**, **Ronald Roberts** and **Halil Kanacevic** - have each played over 120 games in their college careers.

**RAVING ABOUT RON:** **Phil Martelli** had this to say about **Ronald Roberts** after the LSU game: "Ron has worked at his game. He's been the Most Improved Player as voted by the coaching staff for three years in a row.... And he'd even be a candidate for this year. But what Ron will probably tell you after tonight is that he had three turnovers. I'm happy for him, he's the product of a really great family. He and (asst. coach) Dave Duda have worked on his game every day to try to get better."

**FIRST HONOR:** **DeAndre' Bembry** was named the Atlantic 10 Rookie of the Week for Nov. 17. He averaged 14.0 points, 3.5 rebounds and 3.0 assists as the Hawks went 1-1 on the week, while connecting on 54.5 percent from the field and 55.6 percent from three-point range.

**ABOUT BEMBRY:** **Phil Martelli** likes what he has seen this season from freshman **DeAndre' Bembry**: "DeAndre' is a player beyond his age. He's got a really nice way about him and really takes in what you give him."

**SEEING DOUBLE:** **Halil Kanacevic** now has a team-high six double-doubles - including one in rebounds (10) and assists (10) vs. Creighton. **Ronald Roberts** led the Hawks last season with 13 double-doubles on the year and he has two so far, against Marist and Washington State.

**ON THE REBOUND:** **Halil Kanacevic** and **Ronald Roberts** provide the Hawks with a top-notch rebounding tandem. Kanacevic is averaging 8.8 boards and 6.8 defensive rebounds per game while Roberts is grabbing 7.4 boards and 4.5 defensive rebounds. Kanacevic has notched double figures in rebounds 12 times this season. SJU's team rebounding margin stands at +2.9, which is the fifth best number in the A-10.

**SERVING THE COMMUNITY:** **Chris Wilson** was one of 70 NCAA Men's Division I nominees for the Allstate NABC Good Works Team. The award, now in its second year, recognizes a select group of college basketball student-athletes who have made significant contributions to the greater good of their communities through volunteerism and civic service. Wilson has participated in numerous Saint Joseph's community service projects, has volunteered at his church in Philadelphia and at home in Fayetteville, N.C. Teammate **Langston Galloway** was named to the inaugural team last year and made a trip to the 2013 NCAA Final Four.

**FROM THE START:** Freshman **DeAndre' Bembry** was the first freshman in SJU's starting lineup on opening day since 2010-11 when the trio of **Langston Galloway**, **Daryus Quarles** and C.J. Aiken each started their first collegiate game.



**TWO-FOR-TWO:** Ronald Roberts, Jr. was named both the Atlantic 10 Co-Player of the Week and the Philadelphia Big 5 Player of the Week for March 3. It was his second weekly honor of the year for both leagues, and the third of his career for both. Roberts averaged 18.5 points, 6.5 rebounds and 2.0 blocks in the Hawks' 2-0 week which ran their winning streak to six games. The senior shot 78.9 percent (15-19) from the field and 58.3 percent (7-for-12) from the foul line. He scored a game-high 22 points in the Hawks' 79-53 win over Dayton, while hitting 8-for-11 from the field and 6-for-10 from the foul line. He then had 15 points in SJU's 83-74 win over St. Bonaventure, hitting 7-of-8 field goal attempts while grabbing six rebounds and blocking two shots. He was also named the Atlantic 10 Co-Player of the Week on Dec. 2 after being selected to the 2013 Old Spice Classic All-Tournament Team by averaging 20 points, 7.0 rebounds and 1.7 blocks in SJU's three games in Orlando.

**ENJOYING THE RIDE:** On many occasions this season, Phil Martelli has said that he enjoys coaching this group. After the Creighton game, he elaborated, "I have a really great team. Now there are basketball pieces missing. But these guys, you can't wait to get to work with them in every aspect. The way they're perceived on campus and in recruiting is great."

**VIVA ITALIA:** Saint Joseph's got a jump on the season when it traveled to Italy in August for a 10-day, four-game tour. The Hawks visited Rome, Florence, Venice and Lake Como and posted a 4-0 record on the trip. It marked the second time that Phil Martelli took SJU to Italy, with the last trip coming in 1999.

**DEAN OF COACHES:** This is Phil Martelli's 19th season at the helm of the Hawks, and he is SJU's all-time leader in career victories with a 362-246 record. He notched his 350th win on Jan. 18 vs. Penn. He is the longest tenured coach in the Atlantic 10 (19 years) and is now second on the conference's list for all-time career victories, behind John Chaney of Temple (516). Martelli is currently serving as the president of the National Association of Basketball Coaches (NABC).

**SIGN THEM UP:** Saint Joseph's had four high school standouts - James Demery, Markell Lodge, Shavar Newkirk, and Obi Romeo - sign National Letters of Intent during the early signing period. Demery is a 6-6 wing player from Northside Christian Academy in Charlotte, N.C. He averaged 16.8 points and 4.2 steals last season as his team won its second straight Independent School 2A state title. Lodge, originally from Virginia, is a 6-7 wing at Pace Academy in Carrboro, N.C., who is known for his tremendous athleticism and leaping ability. Newkirk is a 6-0 point guard from Cardinal Hayes High School in Bronx, N.Y. Considered one of the top point guards in New York City, he helped Cardinal Hayes to the CHSAA Semifinals in 2012. Romeo, a 6-foot-10 forward with a 94-inch wingspan, is originally from Nigeria and has been in the United States for the past three years, attending Greenbrier East High School in West Virginia. He averaged 10 points and 13 rebounds last season for the team that went 20-5.

**IN MEMORY:** Halil Kanacevic changed his uniform number this year to 45 (from 21) in memory of his uncle, Rizo Popovic, who passed away during the 2012-13 season at the age of 45. Kanacevic explained, "It's one of the most selfish things you think of, as a player, when you're growing up. You get a certain number, you get infatuated with it...I've seen kids get into fights over a jersey number. My thing was, let me be unselfish about that and actually give meaning to it. I know what that number means, I know what it represents, I chose it for personal reasons, not a selfish reason. I felt like I needed to do it."

**HOME SWEET HOME:** This marks the fifth season of Michael J. Hagan '85 Arena. The arena was dedicated in October 2009 after a two-year expansion and renovation of Alumni Memorial Fieldhouse, which was the home of the Hawks since 1949. Saint Joseph's owns a 44-24 record in the five seasons of Hagan Arena, but a 363-106 overall record in 63 years of Hagan Arena/Alumni Memorial Fieldhouse. SJU went 11-4 on its home court this season, the best record since the Hawks posted the same mark in 2011-12.

**STRENGTH OF SCHEDULE:** Saint Joseph's non-conference schedule was ranked as the second toughest in the A-10, behind VCU's. Other non-conference foes of note on the Hawks' schedule were Creighton, Villanova, Temple and Vermont.

**CAPTAINS OF THE SHIP:** Langston Galloway, Halil Kanacevic and Ronald Roberts, Jr., have served as tri-captains this season.

**WAITING IN THE WINGS:** Freshman forward Jai Williams, from Philadelphia Electrical and Technical Charter School, earned All-Public League Fourth Team honors is redshirting the season. Aaron Brown, a 6-5 guard, transferred to SJU from West Virginia this summer and will sit out the year due to NCAA transfer rules. He was the Delaware County Player of the Year in 2010 for nearby Penn Wood High School and will have two years with the Hawks beginning in 2014-15.

**CRADLE OF COACHES:** The Saint Joseph's coaching connection is an impressive one. A total of seven Saint Joseph's graduates have gone on to become head coaches in the NBA, and SJU is tied with Illinois for second on the list of universities with alums that have served as NBA head coaches. Indiana tops the list with 11 graduates that have coached in the league. Jim O'Brien was the most recent NBA head coach, and his last year with the Indiana Pacers was in 2010-11. Below is the list of former Hawks who have held positions as NBA head coaches:

Player (Class)	NBA Teams	W-L (yrs.)
Jack Ramsay ('49)	Phila., Buf., Port., Ind.	864-783 (21)
Jim Lynam ('63)	L.A. Clippers, Phila., Wash.	328-392 (10)
Matt Guokas ('67)	Phila., Orlando	230-305 (7)
Paul Westhead ('61)	L.A. Lakers, Chicago, Denver	183-224 (6)
Jack McKinney ('57)	L.A. Lakers, Indiana	135-205 (5)
George Senesky ('43)	Philadelphia	119-97 (3)
Jim O'Brien ('74)	Indiana, Phila., Boston	303-327 (8)

**PRESEASON PICK:** Saint Joseph's was voted to finish fifth in the Atlantic 10 Preseason Poll, as voted on by media and the league's coaches. The Hawks finished in a tie for eighth place last year with an 8-8 record.

**KEEPING IT IN THE FAMILY:** Phil Martelli's staff consists of three former Hawk players. Assistant coach Mark Bass was a junior on Martelli's first team in 1995-96, and then was a senior on the squad that reached the NIT Final in 1997. Assistant coach Geoff Arnold played for the Hawks from 1982 to 1986, and was a member of the 1986 Atlantic 10 championship team. Arnold was a member of Martelli's coaching staff for one season in 1995-96, and then returned to Hawk Hill at the start of the 2008-09 season. Director of basketball operations Rob Sullivan was a member of the 2004 Elite Eight team.

**LOOKING AHEAD:** If the Hawks can score their first win in the NCAA Tournament since 2004, Saint Joseph's will advance to meet either Philadelphia Big 5 rival Villanova or Milwaukee.



**HAWKS IN THE A-10 STATS**

(Through 3/16/14)

	Category	All	A-10
<b>DeAndre' Bembry</b>	Scoring	24th	17th
	Assists	14th	--
	3-Pt. Pct.	--	--
	Steals	--	14th-T
<b>L. Galloway</b>	Scoring	3rd	8th
	FT Pct.	4th	9th
	3-Pt. Pct.	2nd	14th
	3-Pt. FGM	<b>1st</b>	<b>1st</b>
	Minutes	3rd	<b>1st-T</b>
<b>Halil Kanacevic</b>	Scoring	--	28th
	Rebounding	2nd	5th
	Assists	4th	4th
	FG Pct.	10th	2nd
	Blocks	7th	6th
	Ast/TO Ratio	8th	10th
	Def. Reb.	<b>1st</b>	3rd
<b>Ronald Roberts</b>	Scoring	13th	16th
	Rebounding	8th	16th
	FG Pct.	<b>1st</b>	<b>1st</b>
	Blocks	9th	7th
	Off. Reb.	6th	6th
	Def. Reb.	12th	--
<b>Chris Wilson</b>	Assists	13th	13th-T
	Assist/Turn.	--	12th
	Minutes	8th	6th
<b>TEAM</b>	Category	All	A-10
	Scoring Off	8th	6th
	Scoring Defense	5th	5th
	Scoring Margin	6th	4th
	FT Pct.	13th	13th
	FG Pct.	<b>1st</b>	<b>1st</b>
	FG Pct. Defense	4th	3rd
	3-Pt. FG Pct.	<b>1st</b>	3rd
	3-Pt. FG Made	2nd	3rd
	3-Pt. FG Pct. Def	9th	8th
	Reb. Offense	7th	12th
	Reb. Defense	3rd	4th
	Reb. Margin	5th	9th
	Blocked Shots	3rd	3rd
	Assists	5th	3rd
	Steals	13th	12th
	Turnover Margin	12th	12th
	Ast/TO Ratio	2nd	3rd
	Off. Rebs	12th	13th
	Def. Rebs	2nd	5th
	Def. Reb. Pct.	<b>1st</b>	6th
	Off. Reb. Pct.	12th	11th

**TOP PERFORMANCES - 2013-14****POINTS**

33 - Langston Galloway vs. Fordham  
 31 - Langston Galloway vs. Dayton (A-10 Qtr.)  
 27 - Langston Galloway vs. La Salle  
 27 - Langston Galloway at St. Bonaventure  
 27 - Halil Kanacevic vs. Drexel  
 27 - Langston Galloway vs. Siena  
 26 - Langston Galloway vs. Duquesne  
 26 - Halil Kanacevic vs. St. Bonaventure (A-10 Semi.)  
 24 - Langston Galloway vs. VCU  
 24 - Langston Galloway at Temple  
 22 - DeAndre' Bembry at George Washington  
 22 - Ronald Roberts vs. Dayton

**REBOUNDS**

19 - Halil Kanacevic at Richmond  
 17 - Halil Kanacevic vs. St. Bonaventure (A-10 Semi.)  
 15 - Halil Kanacevic at Penn  
 15 - Ronald Roberts vs. Denver  
 14 - Halil Kanacevic vs. VCU (A-10 Champ.)  
 14 - Halil Kanacevic vs. Drexel  
 13 - Halil Kanacevic at Massachusetts  
 12 - Halil Kanacevic vs. La Salle  
 12 - Halil Kanacevic vs. Dayton (A-10 Qtr.)

**ASSISTS**

12 - Halil Kanacevic at Penn  
 10 - Halil Kanacevic vs. Creighton  
 8 - Halil Kanacevic vs. Dayton  
 8 - Chris Wilson vs. Duquesne  
 8 - Halil Kanacevic vs. Marist  
 8 - DeAndre' Bembry vs. VCU (A-10 Champ.)

**BLOCKS**

5 - Halil Kanacevic at St. Bonaventure  
 4 - Halil Kanacevic vs. Dayton  
 4 - Halil Kanacevic at La Salle  
 4 - Ronald Roberts vs. Saint Louis  
 4 - Halil Kanacevic vs. Denver

**BIGGEST LEADS**

Lead (half)	Opponent	Result
38 (2nd)	Rhode Island	W
37 (both)	Penn	W
37 (2nd)	Binghamton	W
37 (both)	Loyola	W
30 (2nd)	Dayton	W
29 (2nd)	Fordham	W
24 (2nd)	Marist	W
16 (2nd)	@ La Salle	W

**BIGGEST DEFICITS**

Lead (half)	Opponent	Result
30 (2nd)	Villanova	L
19 (2nd)	Saint Louis	L
19 (2nd)	@ Richmond	L
21 (2nd)	LSU	L
14 (2nd)	@ GW	L
13 (2nd)	La Salle	L
12 (1st)	Boston Univ.	W
11 (1st)	Denver	W
10 (2nd)	Rhode Island	W

**FREE THROW SHOOTING****Final 5:00 of game (regulation only)**

Player	FTM	FTA	Pct.
Evan Maschmeyer	6	6	1.000
Isaiah Miles	3	3	1.000
Papa Ndao	8	8	1.000
Brendan Casper	3	5	.600
Langston Galloway	49	63	.778
Chris Wilson	18	28	.642
DeAndre' Bembry	10	17	.588
Halil Kanacevic	9	17	.529
Ronald Roberts	17	34	.500
Colin Kelly	1	2	.500
Javon Baumann	2	5	.400
Daryus Quarles	1	4	.250
Eric Kindler	0	1	.000
<b>Team</b>	<b>127</b>	<b>193</b>	<b>.658</b>

**Final 1:00 of game (regulation only)**

Player	FTM	FTA	Pct.
Isaiah Miles	2	2	1.000
Papa Ndao	6	6	1.000
Evan Maschmeyer	2	2	1.000
Langston Galloway	30	37	.811
Chris Wilson	12	16	.750
Ronald Roberts	7	11	.636
Halil Kanacevic	4	6	.667
DeAndre' Bembry	5	10	.500
Colin Kelly	1	2	.500
Daryus Quarles	1	4	.250
Eric Kindler	0	1	.000
Brendan Casper	1	2	.500
<b>Team</b>	<b>71</b>	<b>99</b>	<b>.717</b>

**DUNKS**

Player	Dunks
Ronald Roberts	58
Halil Kanacevic	15
DeAndre' Bembry	15
Langston Galloway	13
Javon Baumann	1
Daryus Quarles	1
Papa Ndao	1

**Assists on Dunks**

Player	Passes	Lob Passes
Halil Kanacevic	20	7
DeAndre' Bembry	17	1
Langston Galloway	7	1
Chris Wilson	6	0
Papa Ndao	1	0
Evan Maschmeyer	0	1



## THE LAST TIME . . .

## SAINT JOSEPH'S . . .

Won in overtime . . . . .	79-70 vs. Notre Dame, 11/16/12
Lost in overtime . . . . .	92-86 at #22 VCU, 1/17/13
Won in double overtime . . . . .	83-81 over Lafayette, 12/29/00
Lost in double overtime . . . . .	98-93 at St. Bonaventure, 2/29/12
Won in triple overtime . . . . .	92-86 over Rhode Island, 1/10/09
Played a Top 10 opponent . . . . .	97-89 loss to #3 Villanova, 12/9/09
Played a ranked opponent . . . . .	65-61 win over #23 VCU, 3/16/14
Defeated a Top 10 opponent . . . . .	71-66 win over #8 Xavier, 3/6/08
Defeated a Top 25 opponent . . . . .	65-61 win over #23 VCU, 3/16/14
Was ranked in the Top 25 . . . . .	#5 by AP and ESPN/USA Today, 4/7/04
Won by 50 points or more . . . . .	114-63 (51 pts) over St. Bonaventure, 1/24/04
Won by 40-49 points . . . . .	82-42 (40 pts) over Penn, 1/19/08
Won by 30-39 points . . . . .	81-44 (37 pts) over Rhode Island, 3/6/13
Won by 20-29 points . . . . .	79-53 (26 pts) over Dayton, 2/25/14
Scored 100 points or more . . . . .	114-63 win over St. Bonaventure, 1/24/04
Scored less than 50 points . . . . .	52-40 loss at Charlotte, 3/9/13
Shot 60 percent or better . . . . .	64.6% vs. Duquesne, 1/15/14
Shot 50-59 percent . . . . .	54.0% at St. Bonaventure, 3/1/14
Shot under 30 percent . . . . .	29.2% at Charlotte, 3/9/13
Made 10 or more 3-point field goals . . . . .	15 vs. Fordham, 2/22/14
Did not make any 3-point field goals . . . . .	0 vs. Massachusetts, 2/26/09
Totaled 50 or more rebounds . . . . .	50 at St. Bonaventure, 1/14/09
Had less than 25 rebounds . . . . .	19 at La Salle, 2/16/13
Totaled 20 or more assists . . . . .	24 at Penn, 1/18/14
Had 20 or more turnovers . . . . .	22 vs. Duquesne, 1/15/14
Had 15 or more steals . . . . .	15 vs. Lehigh, 12/20/09
Had 10 or more blocks . . . . .	10 at Duquesne, 1/12/13
Had 4 players in double figures . . . . .	vs. #23 VCU, 3/16/14
Had 5 players in double figures . . . . .	at La Salle, 2/15/14

## A SAINT JOSEPH'S PLAYER . . .

Scored 40 or more points . . . . .	47, Tony Costner vs. Alaska-Anchorage, 12/30/83 **
Scored 30 or more points . . . . .	31, Langston Galloway vs. Dayton, 3/14/14
Scored 25-29 points: . . . . .	26, Halil Kanacevic vs. St. Bonaventure, 3/15/14
Scored 20-24 points: . . . . .	22, DeAndre' Bembry at George Washington, 3/5/14
Made 8 or more 3-point field goals: . . . . .	10, Langston Galloway vs. Fordham, 2/22/14 **
Made 10 or more free throws: . . . . .	10, Carl Jones vs. VCU, 3/15/13
Shot 100 percent from the field (min. 5 made) 6-for-6, Ronald Roberts, Jr. vs. VCU, 3/16/14	
Attempted 15 or more free throws: . . . . .	16, Ronald Roberts vs. Notre Dame, 11/16/12
Attempted 20 or more field goals: . . . . .	21 (6 made), Tasheed Carr vs. Temple, 3/12/09
Had 10-19 rebounds: . . . . .	Two vs. #23 VCU, 3/16/14
Had 20 or more rebounds: . . . . .	20, Ahmad Nivins vs. Rhode Island, 1/10/09
Had 10 or more blocks: . . . . .	10, Dwayne Jones vs. St. Bonaventure, 3/19/05
Had 5-9 blocks: . . . . .	5, C.J. Aiken at Saint Louis, 2/27/13
Had 5 or more steals: . . . . .	5, Langston Galloway vs. Siena, 11/29/13
Had 10 or more assists: . . . . .	12, Halil Kanacevic at Penn, 1/18/14
Had a double-double: . . . . .	Two vs. #23 VCU . . . . . 3/16/14
Had a triple-double: . . . . .	Dwayne Jones (11 pts, 11 rebs, 10 blk) . . . . . vs. St. Bonaventure, 2/19/05
Played 40 minutes (in regulation): . . . . .	Two vs. #23 VCU, 3/16/14

## AN OPPONENT . . .

Scored less than 50 points . . . . .	48 by St. Bonaventure, 3/15/14
Scored less than 40 points . . . . .	35 by Yale, 11/12/12
Shot under 30 percent . . . . .	25.4% by St. Bonaventure, 3/15/14
Shot 60 percent or better . . . . .	60.9% by Western Kentucky, 11/12/10
Scored 100 points or more . . . . .	104 by Iona, 11/23/11

\*\* Denotes school record

## HAWKS BY THE NUMBERS

## SJU's Record in Games....

Decided by 5 points or less . . . . .	9-3
Decided by 6-10 points . . . . .	5-2
Decided by 11 points or more . . . . .	10-4
Decided in overtime . . . . .	0-0
Played during the day . . . . .	11-2
Played at night . . . . .	13-7
Televised . . . . .	17-9
Home . . . . .	11-4
Away . . . . .	8-4
Neutral . . . . .	5-1
In November . . . . .	4-2
in December . . . . .	3-2
in January . . . . .	7-2
in February . . . . .	6-1
in March . . . . .	4-2
In white uniforms . . . . .	14-3
In crimson uniforms . . . . .	9-4
In gray uniforms . . . . .	1-2
When winning the opening tip-off . . . . .	18-5

## SJU's Record When Scoring....

Less than 60 points . . . . .	2-1
60-69 points . . . . .	6-6
70-79 points . . . . .	10-2
80-89 points . . . . .	6-0
90-99 points . . . . .	0-0

## SJU's Record When Allowing....

Less than 60 points . . . . .	8-0
60-69 points . . . . .	11-3
70-79 points . . . . .	4-3
80-89 points . . . . .	1-2
90-100 points . . . . .	0-1

## SJU's Record When....

Leading at the half . . . . .	16-3
Trailing at the half . . . . .	7-6
Tied at the half . . . . .	1-0

## SJU's Record When Shooting...

50% or better . . . . .	9-0
Less than 50% . . . . .	15-9
Better than opponent . . . . .	20-2
Worse than opponent . . . . .	4-7

## SJU's Record When...

Outrebounding opponent . . . . .	15-3
Outrebounded by opponent . . . . .	7-6
Equal rebounds . . . . .	2-0
Committing fewer TOs than opponent . . . . .	9-2
Committing more TOs than opponent . . . . .	15-6
Committing equal TOS . . . . .	0-1
Committing 14 or fewer TOs . . . . .	20-6
Committing 15 or more TOs . . . . .	4-3
Galloway scores double figures . . . . .	21-7
Roberts scores double figures . . . . .	18-7
Kanacevic scores double figures . . . . .	13-6
Bembry scores double figures . . . . .	17-7
Four players score double figures . . . . .	11-5
Five players score double figures . . . . .	1-0

## MISCELLANEOUS STATS

<b>Largest winning margin:</b> 27 vs. Binghamton
<b>Largest lead in a game:</b> 38 at Penn
<b>Largest margin of defeat:</b> 30 vs. Villanova
<b>Largest deficit in a game:</b> 30 vs. Villanova
<b>Largest deficit overcome to win:</b> 12 vs. Boston U.
<b>Largest winning margin lost:</b> 7 vs. Villanova



## THE HAWK

The Saint Joseph's Hawk mascot has been flapping its wings for 57 years. One of the most famous mascots in college sports, the Hawk is best known for staying in constant motion by flapping its wings throughout every basketball game and representing the Saint Joseph's motto, "The Hawk Will Never Die".

The Hawk mascot was named the "Best College Basketball Tradition" by NCAA.com in 2014.

The idea for the Hawk as a mascot was originated by Jim Brennan during the 1954-55 season. Brennan, an ex-Marine and SJU cheerleader, at first wanted to secure an actual hawk, but later switched to the costume idea. The student government raised the 120 dollars needed to buy the initial costume, which Brennan donned for three years. He made his debut as the Hawk on January 4, 1956, a 69-56 win over La Salle at the Palestra. The Hawk has not missed a men's basketball game since that first season.

In addition to the constant flapping, the Hawk is also recognized by its "flying" in figure eights around the court during timeouts. The constant motion, coupled with the scrappy play of the University's athletic teams, helped to spawn the school's familiar slogan "The Hawk Will Never Die!" A few years ago, ESPN used a "flap-o-meter" on the national telecast of a Saint Joseph's game to estimate that the Hawk flaps its wings 3,500 times during a regulation game.

The Hawk is unique because it is one of the few mascots in the nation that travels to every game, and the student who holds the position gains a tuition scholarship. The student, who is selected through an interview process during the previous spring semester, also serves as a team manager for the men's basketball team and travels with the squad.

**Ian Klinger**, the 35th student to wear the wings, is the Hawk mascot for the second consecutive season. He is a senior finance and accounting major from Millersburg, Pa.



## ON THE AIR

**TV:** Saint Joseph's will again have a strong presence on television in 2013-14, with a total of 21 games scheduled for coverage, including 13 national broadcasts. (Complete schedule on page 2)

**RADIO:** Saint Joseph's University and CBS Sports Radio 610 AM (WIP) are in the third year of the partnership to broadcast every Hawk game. The Saint Joseph's Sports Network team of **Matt Martucci** and **Joe Lunardi** will provide the play-by-play and color commentary. Martucci, a 2006 Syracuse University graduate, is in his fifth year as full-time play-by-play announcer. Lunardi, in his 24th year on the Hawks' radio broadcasts, is the associate vice president for marketing at Saint Joseph's, and is a college basketball analyst for ESPN.com with his popular "Bracketology" column. Games can also be heard via audio streaming free of charge on [www.SJUHawks.com](http://www.SJUHawks.com). CBS Sports Radio 610 will also be the home of Phil Martelli's "HawkTalk" radio show, which will air once a week from 6 to 7 p.m. beginning on January 6.

**VIDEO STREAMING:** This season, live video broadcasts of many SJU games will be broadcast through the new Atlantic 10 Digital Network as part of the Atlantic 10 Conference's partnership with NeuLion, Inc. with a subscription to Hawks' All-Access (SJUHawks.com). (See schedule on pg. 2)

The Atlantic 10 Conference has also formed a partnership with **Campus Insiders** ([www.campusinsiders.com](http://www.campusinsiders.com)). Campus Insiders is the leading digital content syndication source and online destination for 190 million college sports fans. A total of four Saint Joseph's games will be streamed free of charge on CampusInsiders.com. They are: Nov. 16 vs. Creighton; Jan. 8 at Massachusetts; Feb. 5 vs. Saint Louis; and March 5 at George Washington.

**INTERNET:** Information for Saint Joseph's basketball is found at SJU's athletics website, [www.SJUHawks.com](http://www.SJUHawks.com) with statistics, updated game notes, and live in-game statistics for all Hawk home games, and selected road games. Through Hawks All-Access, fans can follow every home game through audio streaming as well as video streaming for non-televized games. All road games are covered with audio streaming and video streaming also available for selected ones. Video features on the team will also be available on the site.



## SAINT JOSEPH'S

The corporate title of "Saint" Joseph's University, which has been in place since Saint Joseph's was granted university status by the Commonwealth of Pennsylvania in 1979, is now the public title of the institution for all aspects of its operations.

**Official reference:** Saint Joseph's University  
Saint Joseph's

**Acceptable in headlines or informal references:**  
Saint Joseph's  
SJU  
St. Joe's

**UNACCEPTABLE:** St. Joseph's

**For articles on the Hawks, go to  
"Hawks in the News" on SJUHawks.com**

<http://tinyurl.com/HawksintheNews>

**Media Guide Online at SJUHawks.com**

<http://tinyurl.com/SJUMediaGuide>



## CAREER HIGHS

## #34 JAVON BAUMANN

PTS: 8 vs. Duquesne (1/15/14)  
 REB: 6 vs. Marist (11/13/13)  
 AST: 2 vs. Duquesne (1/15/14)  
 FGM: 4 vs. Duquesne (1/15/14)  
 FGA: 5 vs. Duquesne (1/15/14)  
 3FGM: --  
 3FGA: --  
 FTM: 1 (2x) last at Penn (1/18/14)  
 FTA: 4 at Penn (1/18/14)  
 BLK: 2 vs. Siena (11/29/13)  
 STL: 1 at Vermont (11/9/13)  
 TO: 2 (2x) last vs. Duquesne (1/15/14)  
 MIN: 20 vs. Duquesne (1/15/14)

## #43 DeANDRE' BEMBRY

PTS: 22 vs. George Washington (3/5/14)  
 REB: 9 (2x) last at Loyola (12/21/13)  
 AST: 8 (3x) last vs. VCU (3/16/14)  
 FGM: 8 (3x) last at George Washington (3/5/14)  
 FGA: 17 at Richmond (1/25/14)  
 3FGM: 4 vs. Creighton (11/16/13)  
 3FGA: 8 vs. Creighton (11/16/13)  
 FTM: 7 at St. Bonaventure (3/1/14)  
 FTA: 8 (6x) last vs. La Salle (3/9/14)  
 BLK: 2 (3x) last vs. Duquesne (1/15/14)  
 STL: 3 (3x) last at La Salle (2/15/14)  
 TO: 5 at George Washington (3/5/14)  
 MIN: 40 at George Washington (3/5/14)

## #20 BRENDAN CASPER

PTS: 2 (2x) last vs. Fordham (2/22/14)  
 REB: 1 (2x) last vs. Fordham (2/22/14)  
 AST: 1 vs. Duquesne (1/15/14)  
 FGM: 1 (2x) last vs. Fordham (2/22/14)  
 FGA: 4 vs. Marist (11/13/13)  
 3FGM: --  
 3FGA: --  
 FTM: 2 at Penn (1/18/14)  
 FTA: 2 at Penn (1/18/14)  
 BLK: --  
 STL: 1 at Penn (1/18/14)  
 TO: --  
 MIN: 3 (2x) last at Penn (1/18/14)

## #10 LANGSTON GALLOWAY

PTS: 33 vs. Fordham (2/22/14)  
 REB: 9 (7x) last vs. Penn (1/19/13)  
 FGM: 11 vs. Fordham (2/22/14)  
 FGA: 19 (2x) last at St. Bonaventure (3/1/14)  
 3FGM: 10 vs. Fordham (2/22/14)  
 3FGA: 15 vs. Fordham (2/22/14)  
 FTM: 9 at George Mason (1/11/14)  
 FTA: 11 at George Mason (1/11/14)  
 AST: 8 vs. Rutgers (11/26/10)  
 BLK: 3 at Fairfield (11/23/10)  
 STL: 7 vs. Minnesota (12/8/10)  
 TO: 5 vs. Charlotte (1/7/12)  
 MIN: 49 at Iona (11/23/11)

## #21 HALIL KANACEVIC

PTS: 27 vs. Drexel (12/18/13)  
 REB: 19 at Richmond (1/25/14)  
 FGM: 12 vs. Drexel (12/18/13)  
 FGA: 15 at George Mason (1/11/14)  
 3FGM: 3 vs. Notre Dame (11/16/12)  
 3FGA: 5 vs. Notre Dame (11/16/12)  
 FTM: 8 vs. St. Bonaventure (3/15/14)  
 FTA: 12 vs. St. Bonaventure (3/15/14)  
 AST: 12 (2x) last at Penn (1/18/14)  
 BLK: 7 vs. Morgan State (12/28/11)  
 STL: 4 (2x) last vs. LSU (11/28/13)  
 TO: 7 at Xavier (1/18/12)  
 MIN: 44 vs. Notre Dame (11/16/12)

## #41 COLIN KELLY

PTS: 2 vs. Duquesne (1/15/14)  
 REB: 1 (3x) last vs. Duquesne (1/15/14)  
 AST: --  
 FGM: 1 vs. Duquesne (1/15/14)  
 FGA: 2 vs. Duquesne (1/15/14)  
 3FGM: --  
 3FGA: 1 at Penn (1/18/14)  
 FTM: 1 vs. Binghamton (12/31/13)  
 FTA: 2 (2x) last vs. Binghamton (12/31/13)  
 BLK: 1 (2x) last vs. Duquesne (1/15/14)  
 STL: --  
 TO: 1 (2x) last vs. Duquesne (1/15/14)  
 MIN: 5 vs. Duquesne (1/15/14)

## #25 ERIC KINDLER

PTS: 3 vs. Rhode Island (3/6/13)  
 REB: 2 vs. Marist (11/13/13)  
 AST: 1 (2x) last vs. Binghamton (12/31/13)  
 FGM: 1 (2x) last vs. Rhode Island (3/6/13)  
 FGA: 1 (3x) last at Penn (1/18/14)  
 3FGM: --  
 3FGA: 1 vs. Binghamton (12/31/13)  
 FTM: 1 vs. Rhode Island (3/6/13)  
 FTA: 2 vs. Rhode Island (3/6/13)  
 BLK: --  
 STL: 1 (2x) last vs. Rhode Island (3/6/13)  
 TO: 1 (2x) last at Penn (1/18/14)  
 MIN: 3 at Penn (1/18/14)

## #10 EVAN MASCHMEYER

PTS: 7 vs. Binghamton (12/31/13)  
 REB: 2 (6x) last vs. VCU (2/8/14)  
 FGM: 2 vs. Binghamton (12/31/13)  
 FGA: 4 vs. Duquesne (1/15/14)  
 3FGM: 2 vs. Binghamton (12/31/13)  
 3FGA: 3 vs. Binghamton (12/31/13)  
 FTM: 4 vs. Siena (11/29/13)  
 FTA: 4 (2x) last vs. Siena (11/29/13)  
 AST: 2 (4x) last at Loyola (12/21/13)  
 BLK: --  
 STL: 1 (5x) last vs. Washington St. (12/1/13)  
 TO: 4 vs. Binghamton (12/31/13)  
 MIN: 15 at Loyola (12/21/13)

## #15 ISAIAH MILES

PTS: 17 at Loyola (12/21/13)  
 REB: 6 vs. Binghamton (12/31/13)  
 AST: 3 at George Washington (3/5/14)  
 FGM: 4 (2x) last vs. Binghamton (12/31/13)  
 FGA: 6 (2x) last at George Washington (3/5/14)  
 3FGM: 2 (5x) last at St. Bonaventure (3/1/14)  
 3FGA: 5 (2x) last at George Washington (3/5/14)  
 FTM: 8 at Loyola (12/21/13)  
 FTA: 8 at Loyola (12/21/13)  
 BLK: 2 (2x) last vs. Rhode Island (1/22/14)  
 STL: 1 (3x) last at Loyola (12/21/13)  
 TO: 3 (2x) last vs. Fordham (2/22/14)  
 MIN: 22 at George Washington (3/5/14)

## #22 KYLE MOLOCK

PTS: --  
 REB: --  
 AST: 1 vs. Marist (11/13/13)  
 FGM: --  
 FGA: 1 vs. Marist (11/13/13)  
 3FGM: --  
 3FGA: --  
 FTM: 2 at Loyola (12/21/13)  
 FTA: 2 at Loyola (12/21/13)  
 BLK: --  
 STL: --  
 TO: 3 vs. Duquesne (1/15/14)  
 MIN: 6 vs. Duquesne (1/15/14)

## #32 PAPA NDAO

PTS: 13 at George Mason (1/11/14)  
 REB: 7 vs. Duquesne (1/15/14)  
 FGM: 4 at George Mason (1/11/14)  
 FGA: 7 vs. Morgan State (12/28/11)  
 3FGM: 3 (2x) last at Penn (1/18/14)  
 3FGA: 6 vs. Morgan State (12/28/11)  
 FTM: 4 at Loyola (12/21/13)  
 FTA: 4 at Loyola (12/21/13)  
 AST: 2 (5x) last vs. Fordham (2/22/14)  
 BLK: 4 vs. Morgan State (12/28/11)  
 STL: 2 at Penn (1/21/12)  
 TO: 3 (5x) last vs. Massachusetts (1/8/14)  
 MIN: 37 at George Mason (1/11/14)

## #11 DARYUS QUARLES

PTS: 17 vs. Norfolk State (11/20/10)  
 REB: 6 vs. Penn State (11/26/11)  
 AST: 5 (4x) last at GW (2/18/12)  
 FGA: 12 (2x) last vs. Duquesne (1/5/11)  
 3FGM: 4 vs. Norfolk State (11/20/10)  
 3FGA: 7 vs. Duquesne (1/5/11)  
 FTM: 4 at Richmond (2/1/12)  
 FTA: 7 at GW (2/18/12)  
 AST: 6 vs. GW (1/8/11)  
 BLK: 2 vs. GW (1/8/11)  
 STL: 2 (3x) last vs. Marist (11/13/13)  
 TO: 3 (5x) last vs. Duquesne (1/15/14)  
 MIN: 31 at GW (2/18/12)

## #13 RONALD ROBERTS, JR.

PTS: 27 vs. Dayton (1/25/12)  
 REB: 16 vs. Notre Dame (11/16/12)  
 FGM: 10 vs. Dayton (1/25/12)  
 FGA: 16 vs. Fairfield (12/22/12)  
 3FGM: --  
 3FGA: --  
 FTM: 11 vs. Notre Dame (11/16/12)  
 FTA: 16 vs. Notre Dame (11/16/12)  
 AST: 4 (2x) last vs. La Salle (3/9/14)  
 BLK: 4 (2x) last vs. Saint Louis (2/5/14)  
 STL: 4 vs. Denver (1/4/13)  
 TO: 5 (2x) last vs. Fordham (2/22/14)  
 MIN: 41 (2x) last at VCU (1/17/13)

## #24 CHRIS WILSON

PTS: 20 vs. Dayton (2/25/14)  
 REB: 9 at Coppin State (12/4/12)  
 FGM: 8 vs. Dayton (2/25/14)  
 FGA: 14 vs. Boston Univ. (12/29/13)  
 3FGM: 5 vs. Butler (1/9/13)  
 3FGA: 8 at Duquesne (1/12/13)  
 FTM: 7 at St. Bonaventure (2/29/12)  
 FTA: 8 at St. Bonaventure (2/29/12)  
 AST: 9 at VCU (1/17/13)  
 BLK: 2 (2x) last at George Mason (1/11/14)  
 STL: 3 (2x) last vs. Morgan State (1/5/13)  
 TO: 5 vs. Coppin State (12/21/11)  
 MIN: 41 vs. Notre Dame (11/16/12)



## SEASON HIGHS

## #34 JAVON BAUMANN

PTS: 8 vs. Duquesne (1/15/14)  
 REB: 6 vs. Marist (11/13/13)  
 AST: 2 vs. Duquesne (1/15/14)  
 FGM: 4 vs. Duquesne (1/15/14)  
 FGA: 5 vs. Duquesne (1/15/14)  
 3FGM: --  
 3FGA: --  
 FTM: 1 (2x) last at Penn (1/18/14)  
 FTA: 4 at Penn (1/18/14)  
 BLK: 2 vs. Siena (11/29/13)  
 STL: 1 at Vermont (11/9/13)  
 TO: 2 (2x) last vs. Duquesne (1/15/14)  
 MIN: 20 vs. Duquesne (1/15/14)

## #43 DeANDRE' BEMBRY

PTS: 22 at George Washington (3/5/14)  
 REB: 9 (2x) last at Loyola (12/21/13)  
 AST: 8 (3x) last vs. VCU (3/16/14)  
 FGM: 8 (3x) last at George Washington (3/5/14)  
 FGA: 17 at Richmond (1/25/14)  
 3FGM: 4 vs. Creighton (11/16/13)  
 3FGA: 8 vs. Creighton (11/16/13)  
 FTM: 7 at St. Bonaventure (3/1/14)  
 FTA: 8 (6x) last vs. La Salle (3/9/14)  
 BLK: 2 (3x) last vs. Duquesne (1/15/14)  
 STL: 3 (3x) last at La Salle (2/15/14)  
 TO: 5 (2x) last vs. St. Bonaventure (3/15/14)  
 MIN: 40 at George Washington (3/5/14)

## #20 BRENDAN CASPER

PTS: 2 (3x) last vs. Fordham (2/22/14)  
 REB: 1 (2x) last vs. Fordham (2/22/14)  
 AST: 1 vs. Duquesne (1/15/14)  
 FGM: 1 (2x) last vs. Fordham (2/22/14)  
 FGA: 4 vs. Marist (11/13/13)  
 3FGM: --  
 3FGA: --  
 FTM: 2 at Penn (1/18/14)  
 FTA: 2 at Penn (1/18/14)  
 BLK: --  
 STL: 1 at Penn (1/18/14)  
 TO: --  
 MIN: 3 (2x) last at Penn (1/18/14)

## #10 LANGSTON GALLOWAY

PTS: 33 vs. Fordham (2/22/14)  
 REB: 8 (2x) last at St. Bonaventure (3/1/14)  
 AST: 4 (2x) last at George Washington (3/5/14)  
 FGM: 11 vs. Fordham (2/22/14)  
 FGA: 19 at St. Bonaventure (3/1/14)  
 3FGM: 10 vs. Fordham (2/22/14)  
 3FGA: 15 vs. Fordham (2/22/14)  
 FTM: 9 at George Mason (1/11/14)  
 FTA: 11 at George Mason (1/11/14)  
 BLK: 2 (2x) last vs. Saint Louis (2/5/14)  
 STL: 5 vs. Siena (11/29/13)  
 TO: 3 (2x) last at George Mason (1/11/14)  
 MIN: 40 (8x) last vs. VCU (3/16/14)

## #21 HALIL KANACEVIC

PTS: 27 vs. Drexel (12/18/13)  
 REB: 19 at Richmond (1/25/14)  
 AST: 12 at Penn (1/18/14)  
 FGM: 12 vs. Drexel (12/18/13)  
 FGA: 15 at George Mason (1/11/14)  
 3FGM: 2 (3x) last vs. St. Bonaventure (3/15/14)  
 3FGA: 5 vs. Creighton (11/16/13)  
 FTM: 8 vs. St. Bonaventure (3/15/14)  
 FTA: 12 vs. St. Bonaventure (3/15/14)  
 BLK: 5 at St. Bonaventure (3/1/14)  
 STL: 4 vs. LSU (11/28/13)  
 TO: 5 (4x) last vs. Saint Louis (2/5/14)  
 MIN: 40 (7x) last vs. VCU (3/16/14)

## #41 COLIN KELLY

PTS: 2 vs. Duquesne (1/15/14)  
 REB: 1 (3x) last vs. Duquesne (1/15/14)  
 AST: --  
 FGM: 1 vs. Duquesne (1/15/14)  
 FGA: 2 vs. Duquesne (1/15/14)  
 3FGM: --  
 3FGA: 1 at Penn (1/18/14)  
 FTM: 1 vs. Binghamton (12/31/13)  
 FTA: 2 vs. Binghamton (12/31/13)  
 BLK: 1 vs. Duquesne (1/15/14)  
 STL: --  
 TO: 1 vs. Duquesne (1/15/14)  
 MIN: 5 vs. Duquesne (1/15/14)

## #25 ERIC KINDLER

PTS: --  
 REB: 2 (2x) last vs. Binghamton (12/31/13)  
 AST: --  
 FGM: --  
 FGA: 1 (2x) last at Penn (1/18/14)  
 3FGM: --  
 3FGA: 1 vs. Binghamton (12/31/13)  
 FTM: --  
 FTA: 1 vs. Duquesne (1/15/14)  
 BLK: --  
 STL: --  
 TO: 1 (2x) last at Penn (1/18/14)  
 MIN: 3 (2x) last at Penn (1/18/14)

## #0 EVAN MASCHMEYER

PTS: 7 vs. Binghamton (12/31/13)  
 REB: 2 (3x) last vs. VCU (2/8/14)  
 AST: 2 at Loyola (12/21/13)  
 FGM: 2 vs. Binghamton (12/31/13)  
 FGA: 4 (3x) last vs. Duquesne (1/15/14)  
 3FGM: 2 vs. Binghamton (12/31/13)  
 3FGA: 3 vs. Binghamton (12/31/13)  
 FTM: 4 vs. Siena (11/29/13)  
 FTA: 4 vs. Siena (11/29/13)  
 BLK: --  
 STL: 1 vs. Washington St. (12/1/13)  
 TO: 4 vs. Binghamton (12/31/13)  
 MIN: 15 at Loyola (12/21/13)

## #15 ISAIAH MILES

PTS: 17 at Loyola (12/21/13)  
 REB: 5 at George Washington (3/5/14)  
 AST: 3 at George Washington (3/5/14)  
 FGM: 4 (2x) last vs. Binghamton (12/31/13)  
 FGA: 6 (2x) last at George Washington (3/5/14)  
 3FGM: 2 (4x) last at St. Bonaventure (3/1/14)  
 3FGA: 4 (3x) last at St. Bonaventure (3/1/14)  
 FTM: 8 at Loyola (12/21/13)  
 FTA: 8 at Loyola (12/21/13)  
 BLK: 2 (2x) last vs. Rhode Island (1/22/14)  
 STL: 1 (2x) last at Loyola (12/21/13)  
 TO: 4 (2x) last vs. Fordham (2/22/14)  
 MIN: 22 at George Washington (3/5/14)

## #22 KYLE MOLOCK

PTS: 2 vs. Loyola (12/21/13)  
 REB: --  
 AST: 1 vs. Marist (11/13/13)  
 FGM: --  
 FGA: 1 vs. Marist (11/13/13)  
 3FGM: --  
 3FGA: --  
 FTM: 2 at Loyola (12/21/13)  
 FTA: 2 at Loyola (12/21/13)  
 BLK: --  
 STL: --  
 TO: 3 vs. Duquesne (1/15/14)  
 MIN: 6 vs. Duquesne (1/15/14)

## #32 PAPA NDAO

PTS: 13 at George Mason (1/11/14)  
 REB: 7 vs. Duquesne (1/15/14)  
 AST: 2 (3x) last vs. UMass (2/1/14)  
 FGM: 4 (2x) last vs. St. Bonaventure (3/15/14)  
 FGA: 4 at George Mason (1/11/14)  
 3FGM: 3 (2x) last at Penn (1/18/14)  
 3FGA: 5 at Rhode Island (2/19/14)  
 FTM: 4 at Loyola (12/21/13)  
 FTA: 4 at Loyola (12/21/13)  
 BLK: 2 at George Mason (1/11/14)  
 STL: 1 (4x) last vs. Fordham (2/22/14)  
 TO: 3 vs. Massachusetts (1/8/14)  
 MIN: 37 at George Mason (1/11/14)

## #11 DARYUS QUARLES

PTS: 9 vs. Duquesne (1/15/14)  
 REB: 4 (2x) last vs. Duquesne (1/15/14)  
 AST: 2 (2x) last vs. Duquesne (1/15/14)  
 FGM: 3 (2x) last vs. Duquesne (1/15/14)  
 FGA: 8 vs. Villanova (12/7/13)  
 3FGM: 2 (2x) last vs. Duquesne (1/15/14)  
 3FGA: 3 (4x) last at Temple (12/4/13)  
 FTM: 3 at Vermont (11/9/13)  
 FTA: 5 at Vermont (11/9/13)  
 BLK: 1 vs. Villanova (12/7/13)  
 STL: 2 (3x) last vs. Binghamton (12/31/13)  
 TO: 3 vs. Duquesne (1/15/14)  
 MIN: 25 vs. Villanova (12/7/13)

## #13 RONALD ROBERTS, JR.

PTS: 22 vs. Dayton (2/25/14)  
 REB: 15 vs. Denver (1/4/13)  
 AST: 4 at Loyola (12/21/13)  
 FGM: 9 (2x) last vs. Siena (11/29/13)  
 FGA: 14 (2x) last vs. La Salle (3/9/14)  
 3FGM: --  
 3FGA: --  
 FTM: 9 vs. Massachusetts (2/1/14)  
 FTA: 14 vs. Saint Louis (2/5/14)  
 BLK: 4 vs. Saint Louis (2/5/14)  
 STL: 4 vs. Denver (1/4/13)  
 TO: 5 (2x) last vs. Fordham (2/22/14)  
 MIN: 40 at Rhode Island (2/19/14)

## #24 CHRIS WILSON

PTS: 20 vs. Dayton (2/25/14)  
 REB: 8 at Richmond (1/25/14)  
 AST: 8 vs. Duquesne (1/15/14)  
 FGM: 8 vs. Dayton (2/25/14)  
 FGA: 14 vs. Boston Univ. (12/29/13)  
 3FGM: 6 vs. Creighton (11/16/13)  
 3FGA: 11 vs. Creighton (11/16/13)  
 FTM: 6 at Loyola (12/21/13)  
 FTA: 6 (3x) last at George Washington (3/5/14)  
 BLK: 2 at George Mason (1/11/14)  
 STL: 3 vs. Denver (1/4/13)  
 TO: 5 at George Mason (1/11/14)  
 MIN: 40 (2x) last at George Washington (3/5/14)



# 2013-14 SAINT JOSEPH'S BASKETBALL • ATLANTIC 10 CHAMPIONS • 17

## Game 1: November 13, 2013 - Patrick Gym - Burlington, Vt.

### SJU 74 -Vermont 64

**Langston Galloway** and **Ronald Roberts, Jr.**, scored 21 points apiece to lead Saint Joseph's to a 74-64 win at Vermont in the season opener for both teams, while freshman **DeAndre' Bembry** scored 11 points in his collegiate debut. The Hawks shot a blistering 65 percent from the field in the first half, but cooled off in the second as Vermont cut a 17-point deficit to just three points at the 10-minute mark of the second. But SJU's seniors – Galloway, Roberts, **Daryus Quarles** and **Halil Kanacevic** - pulled the Hawks through as the classmates scored all of the points in a 10-1 run to give them a more comfortable 64-53 lead with 4:21 to play. Roberts, who shot 8-for-13 from the field, added nine rebounds while Kanacevic had seven as the Hawks outrebounded the Catamounts, 41-28.

##	Player	tot-fg		3-pt		rebounds				pf	tp	a	to	blk	s	min
		fg	fga	fg	fga	ft	fta	of	de							
10	GALLOWAY, L	* 6	14	3	7	6	8	1	2	3	3	21	0	2	0	38
13	ROBERTS, Ronald	* 8	13	0	0	5	7	3	6	9	4	21	0	4	1	0
24	WILSON, Chris	* 3	9	0	2	2	2	0	2	0	8	2	1	0	0	35
43	BEMBRY, DeAndre'	* 4	8	2	4	1	4	0	6	6	3	11	2	2	1	0
45	KANACEVIC, Halil	* 0	1	0	0	2	2	1	6	7	5	2	3	3	0	1
00	MASCHMEYER, E	0	0	0	0	0	0	0	0	0	0	1	0	0	0	2
11	QUARLES, Daryus	1	2	0	1	3	5	2	2	4	4	5	0	0	0	14
15	MILES, Isaiah	2	4	1	2	1	2	3	1	4	3	6	1	1	2	19
34	BAUMANN, Javon	0	1	0	0	0	0	0	1	1	0	0	1	0	0	1
TEAM								1	4	5			1			
Totals.....		24	52	6	16	20	30	11	30	41	22	74	10	14	4	3 200

TOTAL FG% 1st Half: 17-26 65.4% 2nd Half: 7-26 26.9% Game: 46.2% DEADBALL  
3-Pt. FG% 1st Half: 6-12 50.0% 2nd Half: 0-4 0.0% Game: 37.5% REBOUNDS  
F Throw % 1st Half: 3-6 50.0% 2nd Half: 17-24 70.8% Game: 66.7% 5

### Vermont 0-1

##	Player	tot-fg		3-pt		rebounds				pf	tp	a	to	blk	s	min
		fg	fga	fg	fga	ft	fta	of	de							
01	Voelkel, Brian	* 1	2	0	0	4	7	1	9	10	5	6	3	4	1	2 33
02	Apfeld, Luke	* 1	2	0	1	0	0	1	1	2	5	2	1	1	0	1 17
12	Carissimo, Sandro	* 4	16	2	5	0	0	1	0	1	4	10	3	1	1	0 36
21	Rusin, Candon	* 5	11	2	7	3	6	0	1	1	4	15	1	1	0	0 30
31	Rugg, Clancy	* 3	9	0	1	11	13	3	3	6	1	17	1	2	2	2 30
05	Harold, Hector	1	4	0	2	1	2	0	4	4	2	3	2	0	0	0 16
14	Elbaum, Josh	1	1	0	0	0	0	0	1	1	0	2	0	0	0	1 11
20	Wills, Dre	0	0	0	0	0	0	0	0	0	1	0	0	0	0	0 2
32	O'Day, Ethan	4	5	0	0	1	1	0	1	1	4	9	0	0	3	0 18
34	Steidl, Kurt	0	1	0	1	0	0	0	0	0	0	0	0	0	0	0 7
TEAM								2	2							
Totals.....		20	51	4	17	20	29	6	22	28	26	64	11	9	7	6 200

TOTAL FG% 1st Half: 8-24 33.3% 2nd Half: 12-27 44.4% Game: 39.2% DEADBALL  
3-Pt. FG% 1st Half: 2-10 20.0% 2nd Half: 2-7 28.6% Game: 23.5% REBOUNDS  
F Throw % 1st Half: 8-11 72.7% 2nd Half: 12-18 66.7% Game: 69.0% 4

Officials: Brian Dorsey, Paul Faia, Rob Riley  
Technical fouls: Saint Joseph's-None. Vermont-None.  
Attendance: 2,698

Score by Periods	1st	2nd	Total
Saint Joseph's	43	31	74
Vermont	26	38	64

## Game 2: November 13, 2013 - Hagan Arena

### SJU 81- Marist 62

**Langston Galloway** scored 20 points and **Halil Kanacevic** and **Ronald Roberts, Jr.**, each posted a double-double as Saint Joseph's defeated Marist, 81-62, in the Hawks' home opener. Kanacevic just missed a triple-double with 12 points, 11 rebounds and eight assists, while Roberts had 16 points and 10 rebounds. Galloway shot 6-for-8 from the field, and 3-for-5 from three-point range, while also grabbing eight rebounds. SJU scored the first 12 points of the game in the first four minutes and never trailed in the contest. With SJU leading 12-0, Marist went on a 10-3 run to close to 15-10, but the Hawks would increase it to 20-10 by the midway point of the half. The Hawks closed the half with an 18-8 run to take a 40-25 lead at halftime. Both teams were cold from three-point range in the first half, with the Hawks going 1-for-6 and Marist going 0-for-11. That changed in the second as Saint Joseph's shot 60 percent (6-for-10) while Marist connected on 6-for-11 long-range shots. A three-pointer by **Chris Wilson** at 8:41 gave Saint Joseph's its biggest margin of the game, 71-47, and the Hawks maintained close to a 20-point lead for the rest of the way.

### Marist (0-3)

##	Player	tot-fg		3-pt		rebounds				pf	tp	a	to	blk	s	min
		fg	fga	fg	fga	ft	fta	of	de							
20	BOWIE, Jay	f 4	5	2	3	1	2	2	1	3	1	11	3	0	0	1 33
50	KEMP, Adam	f 3	3	0	0	0	1	2	2	4	4	6	0	1	0	0 19
05	HART, Khalid	g 2	8	1	4	2	4	0	4	4	2	7	2	3	0	2 24
11	MORTON, Isaiah	g 1	10	1	8	1	2	0	1	1	2	4	3	1	0	1 30
40	LEWIS, Chavaughn	g 9	20	2	6	6	7	0	5	5	3	26	3	2	1	0 36
01	BROOKS, Kentrell	0	0	0	0	0	0	0	0	0	0	0	0	0	0	0 1
04	COLLETTA, Nick	0	1	0	0	0	0	0	0	0	1	0	0	1	0	1 8
21	WHITFIELD, T	0	0	0	0	0	0	0	0	0	0	0	0	0	0	1
24	THOMAS, Manny	1	2	0	0	0	0	0	0	0	0	2	0	0	0	0 4
30	RAMSEY, Patrick	0	0	0	0	0	0	0	0	0	0	0	0	0	0	1
32	CURRY, T.J.	0	1	0	1	2	2	0	0	0	2	2	1	1	0	0 9
34	PRINSLOO, Pieter	1	3	0	2	0	0	0	4	4	2	2	0	0	2	0 19
35	LAWRENCE, Phillip	1	2	0	1	0	0	0	0	0	0	2	1	0	0	0 9
44	TRUOG, Eric	0	1	0	0	0	0	1	1	2	1	0	0	0	0	0 6
TEAM								3	3							
Totals.....		22	56	6	25	12	18	5	21	26	18	62	13	9	3	5 200

TOTAL FG% 1st Half: 11-30 36.7% 2nd Half: 11-26 42.3% Game: 39.3% DEADBALL  
3-Pt. FG% 1st Half: 0-11 0.0% 2nd Half: 6-14 42.9% Game: 24.0% REBOUNDS  
F Throw % 1st Half: 3-6 50.0% 2nd Half: 9-12 75.0% Game: 66.7% 1

### Saint Joseph's (2-0)

##	Player	tot-fg		3-pt		rebounds				pf	tp	a	to	blk	s	min
		fg	fga	fg	fga	ft	fta	of	de							
13	ROBERTS, Ronald	f 7	12	0	0	2	5	3	7	10	0	16	2	2	0	0 25
43	BEMBRY, DeAndre'	f 4	8	1	1	0	0	1	0	1	3	9	2	1	0	2 26
45	KANACEVIC, Halil	f 4	7	0	1	4	4	2	9	11	2	12	8	5	3	1 29
10	GALLOWAY, L	g 6	8	3	5	5	5	1	7	8	3	20	3	0	0	0 24
24	WILSON, Chris	g 2	5	1	2	0	0	0	3	3	0	5	1	0	0	0 27
00	MASCHMEYER, E	1	4	0	0	1	2	0	0	0	1	3	0	1	0	0 12
11	QUARLES, Daryus	2	5	2	3	1	2	1	0	1	2	7	0	1	0	2 20
15	MILES, Isaiah	1	3	0	2	0	0	2	0	2	4	2	1	0	0	0 9
20	CASPER, Brendan	1	4	0	0	0	0	0	0	0	0	2	0	0	0	0 2
22	MOLOCK, Kyle	0	1	0	0	0	0	0	0	0	0	0	0	0	0	0 5
25	KINDLER, Eric	0	0	0	0	0	0	1	1	2	0	0	0	0	0	0 1
32	NDAO, Papa	0	2	0	2	0	1	0	0	0	0	0	0	0	0	0 7
34	BAUMANN, Javon	2	2	0	0	1	2	2	4	6	2	5	0	2	0	0 9
41	KELLY, Colin	0	0	0	0	0	0	1	0	1	0	0	0	0	0	0 4
TEAM								2	2							
Totals.....		30	61	7	16	14	21	14	33	47	17	81	18	12	3	5 200

TOTAL FG% 1st Half: 15-31 48.4% 2nd Half: 15-30 50.0% Game: 49.2% DEADBALL  
3-Pt. FG% 1st Half: 1-6 16.7% 2nd Half: 6-10 60.0% Game: 43.8% REBOUNDS  
F Throw % 1st Half: 9-12 75.0% 2nd Half: 5-9 55.6% Game: 66.7% 4

Officials: Joe Lindsay, Ed Corbett, Jeff Anderson  
Technical fouls: Marist-None. Saint Joseph's-None.  
Attendance: 3,871

Score by Periods	1st	2nd	Total
Marist	25	37	62
Saint Joseph's	40	41	81

## Game 3: November 16, 2013 - Hagan Arena

### Creighton 83 - SJU 79

Saint Joseph's fell in the final seconds to Creighton, 83-79, as Doug McDermott converted a three-point play with 4.9 seconds to play in front of a sold-out crowd at Hagan Arena. **Ronald Roberts, Jr.** gave the Hawks a 79-78 lead with a pair of free throws with 27.5 seconds remaining. SJU had two fouls to give and committed both to force Creighton to inbound with 13.3 seconds remaining. McDermott, who scored 20 points in the game, got the ball on the baseline and hit a jumper inside the arc and was fouled on the play. The Hawks had one more chance but the inbound pass at 4.9 seconds remaining was intercepted and two Creighton free throws provide the final margin. The loss ruined a team high 20-point effort by SJU freshman **DeAndre' Bembry**, who scored 14 in the second half. Bembry shot 8-for-14 from the field and connected on 4-of-8 three-pointers. **Chris Wilson** scored 18 points, making 6-of-11 three-pointers, while **Langston Galloway** scored 14 and Roberts had 13. **Halil Kanacevic** had a double-double with 10 rebounds and 10 assists. SJU led by as much as 13 in the game, and had a 45-40 lead at halftime before Creighton came back in the second half.

### Creighton (3-0)

##	Player	fg	fga	3-pt	fg	fga	ft	fta	rebounds	of	de	tot	pf	tp	a	to	blk	s	min
03	MCDERMOTT, D	f	7	14	1	2	5	7	1	4	5	2	20	2	3	0	0	34	
10	GIBBS, Grant	f	5	6	1	2	0	0	1	5	6	4	11	6	1	0	0	28	
31	ARTINO, Will	c	2	4	0	0	0	0	0	2	2	2	4	0	0	0	1	20	
01	CHATMAN, Austin	g	3	4	1	2	0	0	0	4	4	2	7	2	0	0	0	28	
12	MANIGAT, Jahenns	g	1	2	1	2	0	0	1	1	2	1	3	4	2	0	2	29	
05	BROOKS, Devin		6	13	0	2	4	4	1	3	4	0	16	3	2	0	1	21	
21	ZIERDEN, Isaiah		0	1	0	0	0	0	0	1	1	0	0	0	0	0	0	2	
22	DINGMAN, Avery		0	1	0	1	1	2	0	0	0	0	1	1	0	1	0	12	
34	WRAGGE, Ethan		7	11	7	11	0	1	0	1	1	4	21	1	0	1	0	26	
TEAM									4	4									
Totals.....			31	56	11	22	10	14	8	21	29	15	83	19	8	2	4	200	



# 2013-14 SAINT JOSEPH'S BASKETBALL • ATLANTIC 10 CHAMPIONS • 18

## Game 4: November 28, 2013 - Old Spice Classic - Orlando, Fla.

### LSU 82 - SJU 65

LSU defeated Saint Joseph's, 82-65, in the first round of the 2013 Old Spice Classic, held at ESPN's Wide World of Sports. **Ronald Roberts** led SJU with 21 points and in the first half, became the 51st Hawk to surpass 1,000 points in his career when he scored on a tip-in at 6:23. The senior connected on 9-of-13 from the field while grabbing a team-high seven rebounds. The Hawks suffered from a poor shooting night, from both the three-point arc (18.8 %) and the foul line (46.2%), as they made just 12-of-26 free throws. Saint Joseph's defense didn't have any answer for the Tigers' long-range shooting as LSU converted 8-of-13 three-point field goals in the opening period. After LSU went up, 51-30, in the first minute of the second half, the Hawks made a run and closed to 54-44. LSU stopped Saint Joseph's momentum with a three-pointer at 10:39 to extend its lead to 57-44. From there, Saint Joseph's fell behind by as many as 21 points, 74-53, with just over four minutes to play.

#### LSU (4-1)

##		Player	fg	fga	3-pt	fg	fga	ft	fta	rebounds				of	de	tot	pf	tp	a	to	blk	s	min
			fg	fga	fg	fga	ft	fta	of	de	tot	pf	tp	a	to	blk	s	min					
02		O'BRYANT III, J	f	5	10	0	0	1	2	3	5	8	3	11	3	4	1	2	32				
12		MARTIN, Jarell	f	4	5	2	3	5	5	1	2	3	3	15	1	2	0	2	23				
25		MICKEY, Jordan	f	7	11	0	0	0	0	1	9	10	3	14	1	3	0	0	35				
01		HICKEY, Anthony	g	3	8	3	6	0	0	0	3	3	2	9	3	1	0	1	30				
10		STRINGER, Andre	g	6	11	2	7	4	4	0	0	0	3	18	6	3	0	1	34				
05		COLEMAN, Shavon	g	3	5	2	2	0	0	0	1	1	1	8	0	0	0	1	11				
22		MALONE, Darcy	0	1	0	0	0	0	0	0	1	1	4	0	1	0	0	0	5				
24		MORGAN, Malik	2	4	1	2	0	2	1	2	3	0	5	0	3	0	1	13					
31		ODO, John	0	0	0	0	0	0	0	2	2	2	0	0	0	1	0	8					
55		QUARTERMAN, Tim	0	0	2	0	2	2	2	2	1	1	2	0	2	2	0	0	1				
9		TEAM								3	2	5											
Totals.....			30	57	10	22	12	15	10	28	38	21	82	17	16	2	9	200					

TOTAL FG% 1st Half: 18-31 58.1% 2nd Half: 12-26 46.2% Game: 52.6% DEADBALL  
3-Pt. FG% 1st Half: 8-13 61.5% 2nd Half: 2-9 22.2% Game: 45.5% REBOUNDS  
F Throw % 1st Half: 2-4 50.0% 2nd Half: 10-11 90.9% Game: 80.0% 1

#### Saint Joseph's (2-2)

Saint Joseph's (2-2)

##	Player	fg	fga	3-pt	fg	fga	ft	fta	rebounds				tp	a	to	blk	s	min
		g		g					of	de	tot	pf						
13	ROBERTS, Ronald	f	9	13	0	0	3	5	1	6	7	3	21	1	3	2	0	34
43	BEHBRY, DeAndre	f	2	6	0	1	1	2	0	2	2	3	5	0	4	1	1	32
45	KANACEVIC, Halil	f	4	9	0	1	4	6	1	2	3	4	12	1	2	1	4	31
10	GALLOWAY, L	g	3	9	0	4	2	4	3	2	5	2	8	1	0	0	1	30
24	WILSON, Chris	g	3	7	1	3	0	4	1	3	4	0	7	1	2	0	0	29
00	MASCHMEYER, E		1	4	0	1	0	1	2	0	2	2	2	1	1	0	0	7
11	QUARLES, Daryus		1	3	0	1	0	2	1	0	1	0	2	1	0	0	2	19
15	MILES, Isaiah		1	2	1	2	0	0	0	1	1	1	3	0	0	0	0	10
22	MOLOCK, Kyle		0	0	0	0	0	0	0	0	0	0	0	0	0	0	0	3
32	NDAO, Papa		1	3	1	3	2	2	1	0	1	0	5	0	0	0	0	5
	TEAM								3	3								
	Totals.....		25	56	3	16	12	26	10	19	29	15	65	6	12	4	8	200

TOTAL FG% 1st Half: 12-27 44.4% 2nd Half: 13-29 44.8% Game: 44.6% DEADBALL  
3-Pt. FG% 1st Half: 0-7 0.0% 2nd Half: 3-9 33.3% Game: 18.8% REBOUNDS  
F Throw % 1st Half: 6-11 54.5% 2nd Half: 6-15 40.0% Game: 46.2% 7

Officials: Mike Kitts, James Breeding, Rick Crawford  
Technical fouls: LSU-None. Saint Joseph's-None.  
Attendance: 2,351

Score by Periods	1st	2nd	Total
LSU	46	36	82
Saint Joseph's	30	35	65

## Game 5: November 29, 2013 - Old Spice Classic - Orlando, Fla.

### SJU 78 - Siena 66

**Langston Galloway** scored a season-high 27 points as Saint Joseph's defeated Siena, 78-66, in the second round of the 2013 Old Spice Classic at ESPN's Wide World of Sports. With his 6-for-10 effort from beyond the arc, Galloway moved into second place on the Hawks' all-time list with 249 three-pointers made. **Ronald Roberts** added 19 points for the Hawks, hitting 9-of-13 from the field, while **Halil Kanacevic** added 11 points and six rebounds. SJU scored the first nine points of the game and forced five Siena turnovers in the first four minutes. The Hawks kept Siena scoreless until a free throw at 15:47 and without a field goal until 13:45. SJU increased its lead to 25-11 on back-to-back baskets by Kanacevic and then doubled Siena's score, 32-16, on a dunk by Galloway at 6:47. The teams suffered through a foul-plagued second half, as 29 total fouls were called and the Saints cut the SJU lead to 68-56. But Galloway hit his sixth three-pointer of the game to put the Hawks back up by 15 points, 71-65, with over four minutes to play.

#### Siena (2-6)

		tot-fg		3-pt		rebounds													
##	Player	f	g	fg	fga	fg	fga	ft	fta	of	de	tot	pf	tp	a	to	blk	s	min
24	Long, Lavon	f	4	6	1	1	4	5	2	1	3	4	13	1	3	0	0	23	
34	Silas, Imoh	c	4	6	0	0	0	1	3	6	9	5	8	1	2	1	0	27	
01	Wright, Marquis	g	3	8	1	1	0	0	2	1	3	4	7	6	3	0	6	35	
03	Oliver, Ryan	g	0	1	0	1	0	0	0	0	0	0	0	0	2	0	0	8	
33	Poole, Rob	g	3	11	3	6	3	4	2	5	7	2	12	2	2	0	1	34	
00	Audu, Rich	2	6	0	0	0	1	0	2	2	0	4	0	1	0	1	16		
05	Hymes, Evan	0	4	0	1	3	4	0	0	1	1	1	3	2	2	0	13		
12	Wilson, Mike	1	1	0	0	0	0	0	0	0	0	1	2	0	0	0	1		
23	White, Maurice	4	11	0	0	2	3	2	5	2	10	1	2	0	1	0	2	12	
25	Wolfe, Michael	1	2	1	1	2	2	2	0	2	0	5	0	0	0	0	11		
31	Bisping, Brett	1	2	0	1	0	0	0	3	2	5	5	2	0	1	0	0	20	
	TEAM								1	1									
	Totals.....		23	57	6	12	14	20	17	21	38	24	66	12	17	1	10	200	

TOTAL FG% 1st Half: 11-28 39.3% 2nd Half: 12-29 41.4% Game: 40.4% DEADBALL  
3-Pt. FG% 1st Half: 3-6 50.0% 2nd Half: 3-6 50.0% Game: 50.0% REBOUNDS  
F Throw % 1st Half: 1-2 50.0% 2nd Half: 13-18 72.2% Game: 70.0% 2

#### Saint Joseph's (3-2)

##	Player	fg	fga	3-pt	fg	fga	ft	fta	rebounds	of	de	tot	pf	tp	a	to	blk	s	min
13	ROBERTS, Ronald	f	9	13	0	0	1	2	2	2	4	1	19	0	1	1	1	29	
43	BEMBRY, DeAndre	f	0	1	0	0	1	4	0	2	2	2	1	1	1	0	3	28	
45	KANACEVIC, Halil	f	4	8	0	0	3	5	1	5	6	4	11	2	4	1	0	36	
10	GALLOWAY, L	g	8	14	6	10	5	6	1	6	7	4	27	3	1	1	5	35	
24	WILSON, Chris	g	2	2	1	1	3	6	0	3	3	1	8	5	3	0	2	25	
00	MASCHMEYER, E	0	2	0	1	4	4	1	0	1	0	4	1	0	0	0	14		
11	QUARLES, Daryus	2	5	1	3	2	2	0	0	0	1	7	1	1	1	0	1	15	
15	MILES, Isaiah	0	1	0	0	0	0	0	0	0	1	0	0	1	0	0	5		
20	CASPER, Brendan	0	0	0	0	0	0	0	0	0	0	0	0	0	0	0	0	1	
22	MOLOCK, Kyle	0	0	0	0	0	0	0	0	0	0	0	0	0	0	0	0	1	
32	NDAO, Papa	0	0	0	0	0	0	1	1	2	1	0	0	1	0	0	5		
34	BAUMANN, Javon	0	2	0	0	1	2	2	0	2	0	1	0	0	2	0	5		
41	KELLY, Colin	0	0	0	0	0	0	0	0	0	1	0	0	0	0	0	1		
	TEAM								1	2	3								
	Totals.....		25	48	8	15	20	31	9	21	30	16	78	13	13	5	12	200	

TOTAL FG% 1st Half: 18-30 60.0% 2nd Half: 7-18 38.9% Game: 52.1% DEADBALL  
3-Pt. FG% 1st Half: 5-9 55.6% 2nd Half: 3-6 50.0% Game: 53.3% REBOUNDS  
F Throw % 1st Half: 5-10 50.0% 2nd Half: 15-21 71.4% Game: 64.5% 4

Officials: Karl Hess, Ray Natili, Donnie Eppley  
Technical fouls: Siena-None. Saint Joseph's-None.  
Attendance: 2,612

Score by Periods	1st	2nd	Total
Siena	26	40	66
Saint Joseph's	46	32	78

## Game 6: December 1, 2013 - Old Spice Classic - Orlando, Fla.

### SJU 72 - Washington State 67

**Ronald Roberts** had 21 points and 10 rebounds to lead Saint Joseph's to a 72-67 win over Washington State in the fifth-place game of the 2013 Old Spice Classic at ESPN's Wide World of Sports. **DeAndre' Bembry** and **Langston Galloway** each added 13 points. Roberts dominated inside, shooting 8-for-12 from the field, with five dunks on the day, en route to his second double-double of the year. Bembry sparked the Hawks in the second half with 11 points, including a pair of three-point plays. Trailing 56-55 with eight minutes to play, Saint Joseph's outscored the Cougars, 15-4, to take a 70-65 lead with just over a minute to play. WSU pulled to within 70-67 and after SJU missed two shots on its next possession, the Hawks forced a Washington State turnover. Galloway and Roberts each converted a free throw in the final 30 seconds and Bembry blocked a shot with six seconds left to preserve the win.

#### Washington State (3-4)

		tot-fg		3-pt		rebounds												
##	Player	f	fga	fg	fga	ft	fta	of	de	tot	pf	tp	a	to	blk	s	min	
23	Shelton, D.J.	f	1	8	0	4	0	0	5	5	1	2	1	2	0	0	26	
20	Railey, Jordan	c	2	2	0	0	0	1	2	3	4	4	1	0	0	1	17	
10	Kernich-Drew, D	g	2	4	1	2	2	0	1	1	0	7	1	1	0	1	17	
22	Woolridge, Royce	g	2	5	1	2	2	0	4	4	1	7	2	1	0	0	31	
25	Lacy, DeVonte	g	9	14	5	9	2	3	0	6	6	2	25	4	2	0	35	
00	Iroegbu, Ike	1	6	1	3	0	0	1	0	1	0	3	0	0	0	0	13	
05	Dilorio, Will	0	0	0	0	0	0	0	0	0	2	0	1	1	0	0	6	
15	Longrus, Junior	2	3	0	0	1	2	1	3	4	4	5	3	1	1	0	22	
24	Hawkinson, Josh	2	2	0	0	1	0	0	0	1	4	0	0	0	0	0	9	
32	Johnson, Que	4	10	2	6	0	0	0	0	0	1	10	1	0	0	0	23	
33	Boese, Brett	0	0	0	0	0	0	0	0	0	1	0	0	0	0	0	1	
TEAM								1	2	3								
Totals.....			25	54	10	26	7	10	4	23	27	17	67	14	8	1	3	200

TOTAL FG% 1st Half: 10-23 43.5% 2nd Half: 15-31 48.4% Game: 46.3% DEADBALL  
3-Pt. FG% 1st Half: 5-15 33.3% 2nd Half: 5-11 45.5% Game: 38.5% REBOUNDS  
F Throw % 1st Half: 3-4 75.0% 2nd Half: 4-6 66.7% Game: 70.0% 0

#### Saint Joseph's (4-2)

##	Player	fg	fga	3-pt	fg	fta	of	de	tot	pf	tp	a	to	blk	s	min		
13	ROBERTS, Ronald	f	8	12	0	5	9	4	6	10	1	21	0	1	2	0	30	
43	BEHBRY, DeAndre	f	5	9	1	2	2	1	3	4	3	13	2	1	1	0	28	
45	KANACEVIC, Halil	f	3	5	0	0	1	1	3	5	8	3	7	3	4	2	0	34
10	GALLOWAY, L	f	4	13	3	7	2	4	0	2	2	3	13	1	0	1	0	37
24	WILSON, Chris	g	1	5	0	2	0	0	1	5	6	1	2	4	1	0	0	32
00	MASCHMEYER, E		0	1	0	1	0	0	0	1	1	0	0	0	0	0	1	4
11	QUARLES, Daryus	3	6	1	3	1	2	0	2	2	1	8	2	0	0	0	0	19
15	MILES, Isaiah	3	5	2	3	0	0	0	1	1	1	8	0	0	0	1	16	
	TEAM								3	3								
	Totals.....		27	56	7	18	11	18	9	28	37	13	72	12	7	6	2	200



# 2013-14 SAINT JOSEPH'S BASKETBALL • ATLANTIC 10 CHAMPIONS • 19

## Game 7: December 4, 2013 - Liacouras Center - Philadelphia, Pa.

### Temple 77 - SJU 69

Langston Galloway led four Hawks in double digits with a game-high 24 points, but Saint Joseph's fell to Temple, 77-69, in SJU's Big 5 opener at the Liacouras Center. **Ronald Roberts, Jr. (13), DeAndre' Bemby (12), and Halil Kanacevic (11)** also reached double figures for the Crimson and Gray. As is typical of Big 5 battles, the game featured 14 ties and 17 lead changes. The final tie of the game came with 4:27 to play, when Galloway connected on his sixth three-point shot of the game to knot the score, 65-65. But the Hawks would go on to miss three straight three-point attempts and a layup by Anthony Lee at 2:09 gave the Owls the lead for good, 67-65. Next time down the court, Kanacevic missed on a three and Quenton Decosey made one of two free throws to increase the TU lead to 68-65. Roberts scored the Hawks' last basket of the game at :40, and then Temple took numerous trips to the foul line, making 7-of-8 to ice the victory.

#### Saint Joseph's (4-3, 0-1 Big 5)

##	Player		tot-fg		3-pt		rebounds		pf	tp	a	to	blk	s	min
			fg	fga	fg	fga	of	de							
13	ROBERTS, Ronald	f	5	13	0	0	3	3	5	3	8	4	13	0	37
43	BEMBRY, DeAndre	f	5	9	0	3	2	2	7	9	1	12	1	4	0
45	KANACEVIC, Halil	f	3	9	0	1	5	8	3	6	9	4	11	2	35
10	GALLOWAY, L	g	8	16	6	12	2	2	1	3	4	4	24	0	35
24	WILSON, Chris	g	3	10	0	6	1	1	1	2	3	3	7	5	1
00	MASCHMEYER, E	g	0	0	0	0	0	0	0	0	0	0	0	0	2
11	QUARLES, Daryus	g	1	5	0	3	0	0	1	2	3	1	2	1	16
15	MILES, Isaiah	g	0	3	0	1	0	0	1	1	2	2	0	1	0
32	NDAO, Papa	g	0	0	0	0	0	0	1	0	1	1	0	0	3
TEAM															
Totals.....			25	65	6	26	13	16	27	45	20	69	10	15	200

TOTAL FG% 1st Half: 12-33 36.4% 2nd Half: 13-32 40.6% Game: 38.5% DEADBALL  
3-Pt. FG% 1st Half: 2-10 20.0% 2nd Half: 4-16 25.0% Game: 23.1% REBOUNDS  
F Throw % 1st Half: 8-10 80.0% 2nd Half: 5-6 83.3% Game: 81.3% 0

#### Temple (4-3, 2-0 Big 5)

##	Player		tot-fg		3-pt		rebounds		pf	tp	a	to	blk	s	min
			fg	fga	fg	fga	of	de							
03	LEE, Anthony	f	4	10	0	0	7	8	2	9	11	3	15	0	28
15	MCDONNELL, J	f	0	2	0	1	0	0	1	0	0	0	0	0	5
02	CUMMINGS, Will	g	5	9	1	3	5	6	0	1	1	2	16	7	34
32	PEPPER, Dalton	g	6	10	2	5	2	2	0	4	4	0	16	0	28
42	DINGLE, Daniel	g	2	5	1	4	0	3	1	2	3	5	1	2	31
01	BROWN, Josh	g	1	3	0	0	2	2	0	1	1	2	4	1	12
10	WILLIAMS, Mark	g	3	10	0	1	1	2	3	4	7	3	7	1	21
23	WATSON, D	g	2	2	0	0	0	0	1	2	3	3	4	0	10
25	DECOSEY, Quenton	g	4	10	1	3	1	2	1	3	4	0	10	4	31
TEAM															
Totals.....			27	61	5	17	18	25	11	26	37	21	77	14	200

TOTAL FG% 1st Half: 14-36 38.9% 2nd Half: 13-25 52.0% Game: 44.3% DEADBALL  
3-Pt. FG% 1st Half: 4-13 30.8% 2nd Half: 1-4 25.0% Game: 29.4% REBOUNDS  
F Throw % 1st Half: 7-10 70.0% 2nd Half: 11-15 73.3% Game: 72.0% 2

Officials: Jim Burr, Tim Clougherty, Bill Covington, Jr.  
Technical fouls: Saint Joseph's-None. Temple-None.  
Attendance: 8,039

Score by Periods	1st	2nd	Total
Saint Joseph's	34	35	69
Temple	39	38	77

## Game 8: December 7, 2013 - Hagan Arena

### #14/19 Villanova 98- SJU 68

Saint Joseph's fell to 14th-ranked and undefeated Villanova, 98-68, in Big 5 action in front of a standing-room only crowd at Hagan Arena. Langston Galloway scored 18 points to lead four Hawks in double digits while DeAndre' Bemby scored 17, Ronald Roberts, Jr. had 12 points and Halil Kanacevic tallied 10 for the Hawks. Saint Joseph's held the lead in the early going as a drive by Bemby gave the Hawks their biggest lead of the game, 30-23, with 5:20 in the first half. But the Wildcats went on a 7-0 run to tie it, 30-30. After Galloway put the Hawks up 33-32, Villanova scored another seven in a row to take a 39-33 lead. A jumper by Galloway at the buzzer cut SJU's halftime deficit to 39-35. Villanova took control of the game late in the first half and outscored the Hawks, 17-5, in the first six minutes of the second half to take a 59-40 lead. Saint Joseph's would come as close as 61-48 with 11:33 to play, but the Wildcats went up by 75-54 with 8:59 to play. The winning margin was their largest lead of the game.

#### Villanova (9-0; 2-0 Big 5)

##	Player		tot-fg		3-pt		rebounds		pf	tp	a	to	blk	s	min
			fg	fga	fg	fga	of	de							
22	PINKSTON, J	f	10	15	1	2	6	8	2	27	1	2	1	1	30
23	OCHEFU, Daniel	f	2	2	0	0	2	3	0	3	5	6	1	0	21
04	HILLIARD, Darrun	g	5	8	2	4	2	2	0	1	1	1	14	2	30
15	ARCIDIACONO, R	g	4	12	3	8	0	0	0	3	3	11	4	1	27
32	BELL, James	g	7	15	5	10	6	7	5	9	14	3	25	3	28
02	JENKINS, Kris	g	1	4	1	4	0	0	1	3	4	5	3	1	10
03	HART, Josh	g	2	5	0	0	2	4	4	3	7	2	6	2	22
05	CHENNAULT, Tony	g	0	4	0	0	0	0	0	2	2	0	0	0	12
12	MCMALON, Nick	g	0	0	0	0	0	0	0	0	0	0	0	0	1
14	REYNOLDS, Darryl	g	0	0	0	0	0	0	0	0	0	0	0	0	2
31	ENNIS, Dylan	g	1	6	0	2	4	4	0	1	1	0	6	2	17
TEAM															
Totals.....			32	71	12	30	22	28	17	28	45	21	98	19	200

TOTAL FG% 1st Half: 16-38 42.1% 2nd Half: 16-33 48.5% Game: 45.1% DEADBALL  
3-Pt. FG% 1st Half: 3-14 21.4% 2nd Half: 9-16 56.3% Game: 40.0% REBOUNDS  
F Throw % 1st Half: 4-6 66.7% 2nd Half: 18-22 81.8% Game: 78.6% 3

#### Saint Joseph's (4-4; 0-2 Big 5)

##	Player		tot-fg		3-pt		rebounds		pf	tp	a	to	blk	s	min
			fg	fga	fg	fga	of	de							
13	ROBERTS, Ronald	f	4	5	0	0	4	6	2	6	8	3	12	0	30
43	BEMBRY, DeAndre	f	5	9	2	3	5	7	1	2	3	5	17	2	28
45	KANACEVIC, Halil	f	3	9	0	1	4	5	2	2	4	5	10	2	26
10	GALLOWAY, L	g	6	16	2	8	4	4	0	7	7	3	18	1	37
24	WILSON, Chris	g	1	6	0	2	1	2	1	3	4	1	4	1	19
00	MASCHMEYER, E	g	1	2	0	0	2	2	0	0	0	1	3	1	9
11	QUARLES, Daryus	g	2	8	0	2	0	1	0	0	0	2	4	0	15
15	MILES, Isaiah	g	0	4	0	0	0	0	0	2	2	0	0	1	16
22	MOLOCK, Kyle	g	0	0	0	0	0	0	0	0	0	0	0	0	2
32	NDAO, Papa	g	0	0	0	0	0	0	0	0	0	2	0	1	3
34	BAUMANN, Javon	g	0	1	0	0	0	0	1	2	3	0	0	0	5
TEAM															
Totals.....			22	60	4	20	20	27	12	26	38	24	68	9	200

TOTAL FG% 1st Half: 13-30 43.3% 2nd Half: 9-30 30.0% Game: 36.7% DEADBALL  
3-Pt. FG% 1st Half: 4-11 36.4% 2nd Half: 0-9 0.0% Game: 20.0% REBOUNDS  
F Throw % 1st Half: 5-7 71.4% 2nd Half: 15-20 75.0% Game: 74.1% 4

Officials: Michael Stephens, Brian O'Connell, Karl Hess  
Technical fouls: Villanova-OCHEFU, Daniel. Saint Joseph's-None.  
Attendance: 4,200

Score by Periods	1st	2nd	Total
Villanova	39	59	98
Saint Joseph's	35	33	68

## Game 9: December 18, 2013 - Hagan Arena

### SJU 75 - Drexel 55

Halil Kanacevic scored a career-high 27 points and had 14 rebounds, while shooting 12-for-13 from the field, to lead Saint Joseph's to a 75-55 win over Drexel. **DeAndre' Bemby** scored 18 points and **Langston Galloway** and **Chris Wilson** each added 11 points. Kanacevic scored nine points in the first six minutes of the second half as the Hawks went on a 19-5 run to take its biggest lead at that point, 42-32. Drexel pulled to within 54-47 with 7:36 remaining but Saint Joseph's went on a 16-2 run to put the game to take a commanding 70-49 lead with 4:35 remaining. After scoring his first basket of the game at the 12:45 mark of the second half, Galloway netted six points in that spurt by the Hawks. The teams struggled through a sloppy first half in which neither team made a three-point field goal (combined 0-for-12) and Saint Joseph's committed 10 turnovers and went just 1-for-7 from the foul line. Drexel led for all but a minute of the first half and took its biggest lead, 21-12, with 5:13 remaining. Kanacevic and Bemby led the Hawks back by combining for Saint Joseph's final 11 points of the half. Bemby scored the last five straight to pull Saint Joseph's within 25-23 before a layup gave the Dragons a 27-23 lead at halftime.

#### Drexel (7-3)

##	Player		tot-fg		3-pt		rebounds		pf	tp	a	to	blk	s	min
			fg	fga	fg	fga	of	de							
32	ABIF, Kazembe	f	2	2	0	0	0	0	1	1	2	5	4	0	11
35	RUFFIN, Dartaye	f	2	3	0	0	1	2	3	5	5	0	0	0	34
03	FOUCH, Chris	g	2	9	0	2	2	0	3	3	2	6	4	2	29
04	MASSENAT, Frantz	g	4	15	0	3	1	4	1	2	3	3	9	4	32
11	ALLEN, Tavon	g	7	13	0	1	6	10	0	2	2	1	20	1	34
01	WILSON, Freddie	g	2	7	0	4	1	2	0	0	0	5	0	1	14
05	MANOJLOVIC, S	g	0	0	0	0	0	0	1	0	0	0	0	1	2
13	PANTOVIC, Goran	g	0	1	0	0	0	1	2	1	3	2	0	0	7
15	BAH, Mohamed	g	0	0	0	0	0	1	0	3	3	1	0	0	12
21	LANE, Khrist	g	0	0	0	0	0	0	0	0	0	0	0	0	2
24	WILLIAMS, Rodney	g	2	4	0	0	2	3	3	7	10	4	6	0	15
25	CANADY, Major	g	0	1	0	1	0	0	0	0	0	1	0	0	8
TEAM															
Totals.....			21	55	0	11	13	25	12	23	35	24	55	9	200

TOTAL FG% 1st Half: 12-28 42.9% 2nd Half: 9-27 33.3% Game: 38.2% DEADBALL  
3-Pt. FG% 1st Half: 0-5 0.0% 2nd Half: 0-6 0.0% Game: 0.0% REBOUNDS  
F Throw % 1st Half: 3-7 42.9% 2nd Half: 10-18 55.6% Game: 52.0% 4

#### Saint Joseph's (5-4)

##	Player		tot-fg		3-pt		rebounds											
			fg	fga	fg	fga	fta	of	de	tot	pf	tp	a	to	blk	s	min	
13	ROBERTS, Ronald	f	4	8	0	0	0	4	3	4	7	5	8	2	3	1	0	25
43	BEMBRY, DeAndre	f	7	11	2	3	2	5	1	1	2	4	18	3	2	0	0	30
45	KANACEVIC, Halil	f	12	13	1	1	2	4	2	12	14	4	27	4	1	2	0	31
10	GALLOWAY, L	g	4	12	1	5	2	2	1	2	3	1	11	2	1	1	2	38
24	WILSON, Chris	g	3	6	1	3	4	7	0	5	5	1	11	0	1	0	0	33
00	MASCHMEYER, E		0	0	0	0	0	0	0	0	0	0	0	0	0	0	2	2
11	QUARLES, Daryus		0	3	0	2	0	0	0	0	0	2	0	0	0	0	0	15
15	MILES, Isaiah		0	2	0	2	0	0	2	0	2	1	0	1	1	1	0	10
22	MOLOCK, Kyle		0	0	0	0	0	0	0	0	0	0	0	0	0	0	0	2
32	NDAO, Papa		0	0	0	0	0	0	1	3	4	2	0	1	2	0	1	12
34	BAUMANN, Javon		0	1	0	0	0	0	1	0	1	0	0	0	1	0	0	2
TEAM								1	3	4								
Totals.....			30	56	5	16	10	22	12	30	42	20	75	13	12	5	3	200



# 2013-14 SAINT JOSEPH'S BASKETBALL • ATLANTIC 10 CHAMPIONS • 20

## Game 10: December 21, 2013 - Reitz Arena - Baltimore, Md.

### SJU 88 - Loyola 77

It was a tale of two halves, but Saint Joseph's held on for an 88-77 win over Loyola Maryland. Four Hawks scored in double figures during a 60-point first half as **Ronald Roberts** led Saint Joseph's with 20 points. SJU was led early by **Langston Galloway**, who hit on his first four three-point attempts and first five field goal attempts. After a 10-3 Hawk spurt, Loyola scored five straight to close within 13-12, which would be as close as the Greyhounds would get for the rest of the game. With SJU holding a 24-19 lead, a three-pointer from **Isaiah Miles** kicked off a 36-5 run to close out the half. Miles' three began a 17-0 spurt for the Hawks and was highlighted by a 9-of-10 shooting stretch for Saint Joseph's. SJU held a 60-24 lead at intermission. During the first half, the Hawks shot a blistering 64.5% (20-31) from the field, including 8-of-12 from three-point range, and hit on all 12 free throw attempts. In the middle of the second half, things turned around as Loyola outscored SJU 53-28 and held the Hawks to just four field goals. With SJU leading 72-42 with 9:30 left, Loyola raced to a 20-5 run, closing to 77-62 with 3:19 to play. Loyola then used an 8-1 spurt over a 40-second span to close to within 79-70 with 1:35 to go. Over the final 1:30, the Hawks hit 9-of-11 free throws to ice the game. Miles finished with a career-high 17 points in his hometown, **Chris Wilson** had 17 and Galloway scored 14 points.

#### Saint Joseph's (6-4)

##	Player	fg	fga	3-pt	fga	ft	fta	rebounds	of	de	tot	pf	tp	a	to	blk	s	min
13	ROBERTS, Ronald	f	6	10	0	0	8	13	2	2	4	2	20	4	0	1	0	30
43	BEMBRY, DeAndre	f	1	7	0	3	3	5	2	7	9	3	5	4	4	0	1	29
45	KANACEVIC, Halil	f	3	7	0	0	1	2	3	5	8	3	7	6	3	1	1	33
10	GALLOWAY, L	g	5	13	4	9	0	0	0	4	4	2	14	0	1	0	0	33
24	WILSON, Chris	g	4	5	3	4	6	6	1	2	3	0	17	3	3	0	0	29
00	MASCHMEYER, E	g	1	3	0	2	0	0	0	0	0	2	2	2	1	0	0	15
11	QUARLES, Daryus	g	0	2	0	2	0	0	0	0	0	1	0	0	0	0	0	10
15	MILES, Isaiah	g	4	5	1	1	8	8	1	2	3	4	17	0	0	1	1	12
22	MOLOCK, Kyle	g	0	0	0	0	2	2	0	0	0	1	2	0	2	0	0	4
32	NDAO, Papa	g	0	0	0	0	4	4	0	1	1	0	4	0	0	0	0	5
TEAM									1	4	5							
Totals.....			24	52	8	21	32	40	10	27	37	18	88	19	14	3	3	200

TOTAL FG% 1st Half: 20-31 64.5% 2nd Half: 4-21 19.0% Game: 46.2% DEADBALL  
3-Pt. FG% 1st Half: 8-12 66.7% 2nd Half: 0-9 0.0% Game: 38.1% REBOUNDS  
F Throw % 1st Half: 12-12 100% 2nd Half: 20-28 71.4% Game: 80.0% 5

#### Loyola Maryland (5-5)

##	Player	fg	fga	3-pt	fga	ft	fta	rebounds	of	de	tot	pf	tp	a	to	blk	s	min
13	Rassman, Franz	f	2	5	1	3	2	2	1	1	2	3	7	2	2	0	1	18
15	Latham, Jordan	f	2	5	0	0	3	6	1	2	3	3	7	0	2	1	0	21
03	Cormier, Dylan	g	10	15	1	4	6	8	5	6	11	3	27	5	0	0	1	35
05	Laster, Eric	g	4	7	2	5	0	0	1	0	1	4	10	2	1	0	0	27
12	Williams, R.J.	g	3	8	0	3	3	4	0	4	4	2	9	4	0	0	2	31
01	Gorski, Nick	g	1	6	0	1	0	0	1	2	3	2	2	0	1	1	0	16
02	Rashford, Damion	g	0	0	0	0	0	0	0	0	0	2	0	0	0	0	0	4
10	Brito, Denzel	g	0	2	0	2	0	0	0	1	1	0	0	0	1	0	0	12
21	Jones, Jarred	g	5	8	2	4	3	6	0	3	3	4	15	0	5	0	2	27
23	Hubbard, Tyler	g	0	2	0	2	0	0	0	0	0	3	0	0	0	0	0	9
TEAM									2	2					1			
Totals.....			27	58	6	24	17	26	9	21	30	26	77	14	12	2	6	200

TOTAL FG% 1st Half: 7-22 31.8% 2nd Half: 20-36 55.6% Game: 46.6% DEADBALL  
3-Pt. FG% 1st Half: 2-12 16.7% 2nd Half: 4-12 33.3% Game: 25.0% REBOUNDS  
F Throw % 1st Half: 8-10 80.0% 2nd Half: 9-16 56.3% Game: 65.4% 4

Officials: Lionel Butler, Kevin O'Connell, Dan Anderson  
Technical fouls: Saint Joseph's-None. Loyola Maryland-None.  
Attendance: 1,032

Score by Periods	1st	2nd	Total
Saint Joseph's	60	28	88
Loyola Maryland	24	53	77

## Game 11: December 29, 2013 - Hagan Arena

### SJU 73 - Boston University 67

Saint Joseph's fought back from an 11-point second-half deficit to defeat Boston University, 73-67. **Chris Wilson** tied his career high with 19 points to lead four Hawks in double figures while **Ronald Roberts, Jr.** had 19 as well, **Langston Galloway** scored 16 and freshman **DeAndre Bembry** added 11. Saint Joseph's trailed the Terriers, 35-28, at the break and BU opened the second half with two three-pointers to push the lead to 41-30 with 18:52 to go. But Galloway keyed a 13-2 run over the next five minutes, with seven points, including a jumper at 13:50 that tied the game at 43. After a 47-47 tie, BU went on a 7-0 spurt to take a 54-47 lead with 8:46 to go. From that point, the Hawk defense took over, holding the Terriers without a field goal over a span of 9:30. The defense keyed the offense, as Bembry scored nine of the Hawks' next 14 points during an 18-2 run that gave SJU a 67-58 lead at 1:02.

#### Boston University (7-6)

##	Player	fg	fga	3-pt	fga	ft	fta	rebounds	of	de	tot	pf	tp	a	to	blk	s	min
15	MORRIS, Dom	f	4	7	0	0	3	4	1	6	7	1	11	0	2	0	0	30
22	DIEUDONNE, N	f	2	4	0	2	0	0	0	3	3	4	1	0	0	0	0	25
01	WATSON JR., M	g	9	14	0	2	3	3	0	2	2	0	21	7	4	0	1	31
02	PAPALE, John	g	3	10	3	7	0	0	1	1	2	1	9	1	0	0	1	29
13	IRVING, D.J.	g	2	7	1	4	0	0	1	3	4	4	5	4	1	0	0	32
21	HANKERSON, C	g	1	5	0	2	4	4	3	2	5	3	6	1	0	0	0	14
24	ROBINSON, Travis	g	1	6	1	5	0	0	1	1	2	2	3	0	0	0	1	16
31	THOMAS, Malik	g	1	5	0	0	0	0	0	1	1	4	2	0	1	0	1	14
32	ALSTON, Justin	g	3	4	0	0	0	0	2	1	3	2	6	0	1	1	1	9
TEAM									3	1	4							
Totals.....			26	62	5	22	10	11	12	21	33	20	67	14	9	1	5	200

TOTAL FG% 1st Half: 15-33 45.5% 2nd Half: 11-29 37.9% Game: 41.9% DEADBALL  
3-Pt. FG% 1st Half: 3-11 27.3% 2nd Half: 2-11 18.2% Game: 22.7% REBOUNDS  
F Throw % 1st Half: 2-2 100% 2nd Half: 8-9 88.9% Game: 90.9% 1

#### Saint Joseph's (7-4)

##	Player	fg	fga	3-pt	fga	ft	fta	rebounds	of	de	tot	pf	tp	a	to	blk	s	min
13	ROBERTS, Ronald	f	7	14	0	0	5	7	2	6	8	1	19	2	2	1	0	38
43	BEMBRY, DeAndre	f	3	8	1	4	4	4	1	2	3	4	11	0	2	1	2	26
45	KANACEVIC, Halil	f	3	4	0	0	0	0	3	5	8	4	6	7	3	2	0	34
10	GALLOWAY, L	g	4	9	1	3	7	8	1	2	3	2	16	4	0	1	2	39
24	WILSON, Chris	g	7	14	3	6	2	4	0	1	1	0	19	1	3	0	0	37
00	MASCHMEYER, E	g	0	0	0	0	0	0	0	0	0	0	0	0	0	0	0	4
11	QUARLES, Daryus	g	0	2	0	2	0	0	2	1	3	0	0	0	1	0	0	14
15	MILES, Isaiah	g	0	2	0	0	0	0	0	1	1	0	0	0	1	0	0	5
32	NDAO, Papa	g	0	0	0	0	2	2	0	1	1	0	2	0	0	0	0	3
TEAM									2	3	5							
Totals.....			24	53	5	15	20	25	11	22	33	11	73	14	12	5	4	200

TOTAL FG% 1st Half: 11-26 42.3% 2nd Half: 13-27 48.1% Game: 45.3% DEADBALL  
3-Pt. FG% 1st Half: 3-7 42.9% 2nd Half: 2-8 25.0% Game: 33.3% REBOUNDS  
F Throw % 1st Half: 3-4 75.0% 2nd Half: 17-21 81.0% Game: 80.0% 4

Officials: Michael Stephens, DJ Carstensen, Gary Pucino  
Technical fouls: Boston University-None. Saint Joseph's-None.  
Attendance: 4,051

Score by Periods	1st	2nd	Total
Boston University	35	32	67
Saint Joseph's	28	45	73

## Game 12: December 31, 2013 - Hagan Arena

### SJU 71 - Binghamton 44

Saint Joseph's closed out 2013 by defeating Binghamton, 71-44, in a New Year's Eve matinee. **Langston Galloway** had a game-high 20 points, connecting on 6-of-9 from three point range for the Hawks. **Chris Wilson** scored 13 points, making 3-of-6 three-pointers for his fourth straight game in double figures. **Isaiah Miles** added 11 points off the bench for SJU, **DeAndre Bembry** handed out a career-high eight assists, and **Halil Kanacevic** had seven as the Hawks tallied 21 assists on 26 baskets. SJU tied its season high with 14 three-pointers made, while hitting 53.6 percent from beyond the arc. Galloway and Wilson combined for 3-of-3 three-point attempts as SJU jumped out to an 11-3 lead in the first 2:30. Leading 14-6, Saint Joseph's held Binghamton without a point for over seven minutes, and scored 14 consecutive points to take a 28-6 lead. Binghamton would break its scoreless streak at 8:09 with its third three-pointer and did not connect on a two-point field goal until 4:41 remained in the half. SJU owned a 39-15 lead at halftime It was more of the same in the second half, as the Hawks rolled to their biggest lead of the game, 63-26, on a three-pointer by Miles with 8:21 to play.

#### Binghamton (3-10)

##	Player	fg	fga	3-pt	fga	ft	fta	rebounds	of	de	tot	pf	tp	a	to	blk	s	min
05	RICHARDS, M	f	1	3	0	0	0	0	0	4	4	3	2	2	2	0	0	21
21	MADRAY, Nick	f	3	8	2	6	0	0	0	0	0	1	8	0	0	0	3	25
00	WALLER, Karon	g	4	8	1	3	4	4	0	2	2	0	13	1	1	0	1	25
01	BECK, Marlon	g	1	11	1	7	0	2	2	1	3	3	3	3	1	0	1	35
03	REED, Jordan	g	4	11	0	1	4	7	0	4	4	3	12	1	2	0	1	35
11	MOQUETTE, Rayner	g	1	6	1	5	0	0	0	4	4	2	3	1	0	0	1	24
12	RINALDI, John	g	0	1	0	1	0	0	0	0	0	1	0	0	0	0	0	7
20	SMITH, Matt	g	0	0	0	0	0	0	0	0	0	1	0	0	0	0	0	5
23	RICE, Chris	g	1	0	0	0	0	0	0	0	0	0	0	0	0	0	0	3
25	BROWN, Roland	g	1	3	0	0	1	1	0	1	1	3	3	0	1	0	0	16
32	WILLIAMS, Jabrille	g	0	0	0	0	0	0	0	1	1	0	0	0	0	0	0	4
TEAM									2	2								
Totals.....			15	52	5	23	9	14	4	17	21	17	44	8	7	0	7	200

TOTAL FG% 1st Half: 5-27 18.5% 2nd Half: 10-25 40.0% Game: 28.8% DEADBALL  
3-Pt. FG% 1st Half: 4-15 26.7% 2nd Half: 8-12 66.7% Game: 21.7% REBOUNDS  
F Throw % 1st Half: 1-2 50.0% 2nd Half: 8-12 66.7% Game: 64.3% 2

#### Saint Joseph's (8-4)

##	Player	fg	fga	3-pt	fga	ft	fta	rebounds				of	de	tot	pf	tp	a	to	blk	s	min
13	ROBERTS, Ronald	f	3	6	0	0	2	2	2	6	8	0	8	2	1	0	0	21			
43	BEMBRY, DeAndre	f	1	5	0	2	0	2	1	5	6	0	2	8	1	1	0	25			
45	KANACEVIC, Halil	f	0	2	0	0	0	2	2	6	8	2	0	7	1	1	1	20			
10	GALLOWAY, L	g	7	13	6	9	0	0	0	7	7	2	20	0	0	0	1	25			
24	WILSON, Chris	g	5	9	3	6	0	0	0	2	2	0	13	3	0	0	0	27			
00	MASCHMEYER, E	g	2	3	2	3	1	2	0	2	2	1	7	0	4	0	0	13			
11	QUARLES, Daryus	g	0	2	0	1	0	0	0	0	0	1	0	0	1	0	1	7			
15	MILES, Isaiah	g	4	6	2	3	1	2	4	2	6	1	11	0	3	0	1	20			
20	CASPER, Brendan	g	0	1	0	0	0	0	0	0	0	0	0	0	0	0	0	3			
22	MOLOCK, Kyle	g	0	0	0	0	0	1	0	0	0	1	0	0	1	0	0	5			
25	KINDLER, Eric	g	0	1	0	1	0	0	0	2	2	0	1	0	0	1	0	3			
32	NDAO, Papa	g	1	1	1	1	0	0	0	2	2	1	3	0	0	0	1	17			
34	BAUMANN, Javon	g	3	3	0	0	0	1	2	2	4	3	6	0	0	0	0	11			
41	KELLY, Colin	g	0	0	0	0	1	2	0	0	0	0	1	0	0	0	0	3			
	TEAM									1	1					1					
	Totals.....		26	52	14	26	5	14	11	37	48	12	71	21	13	2	5	200			



## Game 13: January 4, 2014 - Hagan Arena

## SJU 53 - Denver 52

**Langston Galloway** scored 14 points and **DeAndre' Bembry** added 13 as Saint Joseph's edged Denver, 53-52, for the Hawks' fifth win in a row. SJU led 51-49 with 2:06 to play and after two turnovers by Denver and one by SJU, Denver regained possession with 10 seconds to play. Marcus Byrd's three-pointer was off the mark and **Halil Kanacevic** blocked the follow-up. Bembry then grabbed the rebound and fed to **Chris Wilson**, who was fouled and made both free throws with six-tenths of a second to play to put the Hawks up, 53-49. Denver hit a three-pointer at the buzzer to provide the final margin. The teams traded leads in the early part of the second half, but Saint Joseph's went on a 9-0 run to take its biggest lead of the game, 45-37, at 8:07. The Hawks struggled offensively in the first half, shooting just 27.6 percent and had to come back from an 11-point deficit. SJU went without a point for close to five minutes as Denver jumped out to a 12-3 lead. Trailing 21-10 with 8:28 to play, Galloway started the Hawks' comeback, scoring seven consecutive points as SJU went on an 8-2 run. SJU closed to 23-21 on a layup by Kanacevic but Denver took a 25-23 lead into intermission. **Ronald Roberts, Jr.**, grabbed 15 rebounds for the Hawks while Kanacevic had six rebounds and four blocks on the day.

Denver (7-8)

		tot-fg		3-pt		rebounds													
##	Player	f	fg	fga	fg	fga	ft	fta	of	de	tot	pf	tp	a	to	blk	s	min	
24	SAMAC, Dom	f	0	1	0	1	0	0	0	0	0	4	0	0	1	0	0	6	
34	UDOFIA, Chris	f	2	6	0	0	5	7	2	5	7	4	9	4	3	1	0	34	
03	LOVE, Jalen	g	8	12	4	7	0	1	1	3	4	3	20	2	3	0	4	38	
23	OLSON, Brett	g	2	8	2	6	0	0	0	5	5	0	6	3	3	0	0	39	
30	GRIFFIN, Cam	g	3	6	0	0	2	2	0	4	4	5	8	3	2	0	0	1	37
21	RUCKER, Bryant	g	2	2	1	1	0	0	1	1	2	2	5	1	0	0	0	11	
35	BYRD, Marcus	g	2	8	0	5	0	0	0	3	3	2	4	0	1	0	1	35	
TEAM										1	1								
Totals.....			19	43	7	20	7	10	4	22	26	20	52	13	14	1	6	200	

TOTAL FG% 1st Half: 11-24 45.8% 2nd Half: 8-19 42.1% Game: 44.2% DEADBALL  
3-Pt. FG% 1st Half: 3-9 33.3% 2nd Half: 4-11 36.4% Game: 35.0% REBOUNDS  
F Throw % 1st Half: 0-2 0.0% 2nd Half: 7-8 87.5% Game: 70.0% 0

Saint Joseph's (9-4)

##	Player		tot-fg		3-pt	rebounds																min
			fg	fga	fg	fga	ft	fta	of	de	tot	pf	tp	a	to	blk	s					
13	ROBERTS, Ronald	f	4	11	0	0	1	2	8	7	15	3	9	2	2	1	4	37				
43	BEMBRY, DeAndre	f	4	14	1	4	4	7	1	5	6	1	13	4	2	0	1	38				
45	KANACEVIC, Halil	f	3	4	0	0	2	7	4	2	6	4	8	0	4	4	0	30				
10	GALLOWAY, L	g	5	13	2	4	2	2	1	6	7	2	14	0	3	0	1	40				
24	WILSON, Chris	g	2	5	1	1	4	5	0	3	3	0	9	2	2	0	3	38				
15	MILES, Isaiah		0	1	0	1	0	0	0	0	0	1	0	0	0	0	5					
32	NDAAO, Papa		0	0	0	0	0	0	0	0	0	0	0	1	0	0	0	12				
TEAM									1	1												
Totals.....			18	48	4	10	13	23	15	23	38	11	53	9	13	5	9	200				

TOTAL FG% 1st Half: 8-29 27.6% 2nd Half: 10-19 52.6% Game: 37.5% DEADBALL  
3-Pt. FG% 1st Half: 2-6 33.3% 2nd Half: 2-4 50.0% Game: 40.0% REBOUNDS  
F Throw % 1st Half: 5-10 50.0% 2nd Half: 8-13 61.5% Game: 56.5% 3

Officials: Donnie Eppley, Bernard Clinton, Dennis Allocco  
Technical fouls: Denver-None. Saint Joseph's-None.  
Attendance: 4,076

Score by Periods 1st 2nd Total  
Denver 25 27 52  
Saint Joseph's 23 30 53

## Game 14: January 8, 2014 - Mullins Center - Amherst, Mass.

## #19/19 Massachusetts 66 - SJU 62

A shorthanded Saint Joseph's team battled for 40 minutes, but a late run to end the game gave 19th-ranked Massachusetts a 66-62 victory at the Mullins Center in the A-10 opener. **Halil Kanacevic** led the Hawks with 19 points and 13 rebounds, while **Langston Galloway** and **DeAndre' Bembry** chipped in 18 and 16 points, respectively. **Ronald Roberts, Jr.** left the game early in the second half due to back spasms after an awkward fall and did not return. SJU was also without **Isaiah Miles**, who missed the game due to a concussion. Saint Joseph's held a 31-28 lead at halftime, but a 7-0 spurt by UMass put the Minutemen on top, 35-31, with 18:16 to go and then increased to 13-4 after a layup to put the home team ahead 41-35 with 14:05 remaining. A Galloway jumper at 13:48 kicked off a 7-0 run for the Hawks; a three-pointer by Kanacevic and a layup by **Chris Wilson** put SJU ahead by a point, 42-41, with 12:09 to go. With the score tied, 48-48, at 9:22, the Hawks would score the next nine points of the game, seven of them by Kanacevic, to take a 57-48 lead with 6:23 to go. But from that point forward, UMass outscored Saint Joseph's, 18-5, to secure the victory.

Saint Joseph's (9-5, 0-1 A-10)

##	Player	f	tot-fg		3-pt	fg	ft	fta	rebounds			pf	tp	a	to	blk	s	min
			fg	fga					of	de	tot							
13	ROBERTS, Ronald	f	1	4	0	0	2	2	1	1	2	1	4	3	3	2	0	22
43	BEMBRY, DeAndre	f	7	11	0	1	2	4	2	6	8	2	16	1	4	2	0	39
45	KANACEVIC, Halil	f	6	9	2	3	5	8	1	12	13	4	19	6	5	1	1	40
10	GALLOWAY, L	g	7	14	3	8	1	2	2	3	5	2	18	3	1	0	1	40
24	WILSON, Chris	g	2	7	1	4	0	1	0	1	1	2	5	1	1	0	1	37
32	NDAAO, Papa	g	0	2	0	2	0	0	1	2	3	4	0	1	3	0	0	12
34	BAUMANN, Javon	g	0	0	0	0	0	0	0	0	0	0	0	0	0	0	0	10
41	KELLY, Colin	g	0	0	0	0	0	0	0	1	1	0	0	0	0	0	0	0+
TEAM									1	1								
Totals.....			23	47	6	18	10	17	8	27	35	15	62	15	17	5	3	200

TOTAL FG% 1st Half: 10-22 45.5% 2nd Half: 13-25 52.0% Game: 48.9% DEADBALL  
3-Pt. FG% 1st Half: 5-10 50.0% 2nd Half: 1-8 12.5% Game: 33.3% REBOUNDS  
F Throw % 1st Half: 6-6 100% 2nd Half: 4-11 36.4% Game: 58.8% 3

Massachusetts (13-1, 1-0 A-10)

##	Player	f	tot-fg		3-pt	fg	ft	fta	rebounds			pf	tp	a	to	blk	s	min
			fg	fga					of	de	tot							
22	CARTER, Sampson	f	0	7	0	3	3	4	0	3	3	1	3	2	1	0	0	24
34	PUTNEY, Raphael	f	5	10	1	4	0	0	2	2	4	3	11	1	1	0	0	22
25	LALANNE, Cady	c	2	5	0	0	0	2	1	3	4	3	4	1	0	1	0	23
02	GORDON, Derrick	g	4	10	0	0	0	0	0	4	4	0	8	3	2	0	2	32
03	WILLIAMS, Chaz	g	6	12	3	5	7	10	0	0	0	2	22	4	2	1	0	37
01	ESHO, Maxie	g	6	7	0	0	0	1	1	2	3	3	12	0	2	1	2	28
11	BERGANTINO, T	g	0	0	0	0	0	0	1	2	3	1	0	1	0	1	0	16
12	DAVIS, Trey	g	1	4	1	3	3	4	0	3	3	2	6	2	0	0	1	18
TEAM									3	1	4							
Totals.....			24	55	5	15	13	21	8	20	28	15	66	14	8	4	5	200

TOTAL FG% 1st Half: 11-28 39.3% 2nd Half: 13-27 48.1% Game: 43.6% DEADBALL  
3-Pt. FG% 1st Half: 1-9 11.1% 2nd Half: 4-6 66.7% Game: 33.3% REBOUNDS  
F Throw % 1st Half: 5-7 71.4% 2nd Half: 8-14 57.1% Game: 61.9% 4

Officials: Bill McCarthy, Brent Hampton, Jose Carrion  
Technical fouls: Saint Joseph's-None. Massachusetts-None.  
Attendance: 4,621

Score by Periods 1st 2nd Total  
Saint Joseph's 31 31 62  
Massachusetts 28 38 66

## Game 15: January 11, 2014 - Patriot Center - Fairfax, Va.

## SJU 84 - George Mason 80

Trailing by three points with 7:25 remaining in the game, seniors **Halil Kanacevic** and **Langston Galloway** put Saint Joseph's on their backs and led the Hawks to a gritty 84-80 win at George Mason in the first A-10 meeting of the teams. Kanacevic scored 23 points, Galloway had 20 and **DeAndre' Bembry** added 17, while **Papa Ndao** posted a career-high 13 points on 4-of-4 shooting in his first start of the season. The Hawks were without second-leading scorer **Ronald Roberts, Jr.**, who missed his first career game due to back spasms, and **Isaiah Miles** who missed his second consecutive game due to a concussion. Trailing 45-40 at halftime, SJU opened the second half on a 10-2 run, culminating in a dunk and a layup by Kanacevic to put the Hawks on top, 53-47, with 16:26 remaining. The Patriots closed back to within 54-53 but a layup by Bembry restored a three-point lead a minute later. The Hawks took a 60-55 lead at the 12:28 mark, but GMU would answer with an 11-3 run to take a 66-63 lead with 7:25 left. Kanacevic answered with a layup and Ndao hit his third three-pointer of the game to put SJU ahead for good, 68-67, with 6:12 to go. That bucket kicked off a 9-0 run that featured four points from Galloway and left the Hawks with a 74-67 advantage with 3:16 to play. A pair of GMU free throws broke up the run, but the Hawks then scored six of the next seven points, punctuated by a fast break dunk from Bembry, to take an 80-70 lead at :45. Galloway and Kanacevic would each drain a pair of free throws to help seal the victory before GMU hit a desperation three-pointer at the buzzer to provide the final margin.

Saint Joseph's (10-5, 1-1 A-10)

##	Player	f	tot-fg		3-pt	fg	ft	fta	rebounds			pf	tp	a	to	blk	s	min
			fg	fga					of	de	tot							
32	NDAAO, Papa	f	4	4	3	3	2	2	0	2	2	2	13	2	0	2	1	37
43	BEMBRY, DeAndre	f	7	11	0	2	3	7	1	4	5	1	17	3	2	0	1	37
45	KANACEVIC, Halil	f	9	15	0	1	5	6	1	6	7	2	23	1	3	0	2	40
10	GALLOWAY, L	g	4	9	3	6	9	11	1	5	6	3	20	3	3	0	2	39
24	WILSON, Chris	g	4	9	1	4	0	0	0	4	4	0	9	5	5	2	1	35
00	MASCHMEYER, E	g	0	0	0	0	0	0	0	0	0	0	0	0	0	0	0	3
11	QUARLES, Daryus	g	0	0	0	0	0	0	0	3	3	1	0	0	1	0	0	6
34	BAUMANN, Javon	g	1	1	0	0	0	0	1	1	2	1	2	0	0	0	0	3
41	KELLY, Colin	g	0	0	0	0	0	0	0	0	0	0	0	0	0	0	0	0+
TEAM									2	2								
Totals.....			29	49	7	16	19	26	4	27	31	10	84	14	15	4	7	200

TOTAL FG% 1st Half: 14-23 60.9% 2nd Half: 15-26 57.7% Game: 59.2% DEADBALL  
3-Pt. FG% 1st Half: 4-10 40.0% 2nd Half: 3-6 50.0% Game: 43.8% REBOUNDS  
F Throw % 1st Half: 8-10 80.0% 2nd Half: 11-16 68.8% Game: 73.1% 3

George Mason (7-9, 0-2 A-10)

##	Player	f	tot	fga	3-pt	fg	fta	of	de	tot	pf	tp	a	to	blk	s	min
02	WILLIAMS, Johnny f	1	3	0	0	0	0	0	3	3	2	2	1	0	0	1	18
20	JENKINS, Jalen f	8	10	0	0	4	5	2	5	7	3	2	0	2	0	5	33
00	ALLEN, Bryon g	7	16	4	7	2	3	1	3	4	2	20	4	2	0	1	34
10	WRIGHT, Sherrod g	4	11	2	5	1	2	0	1	1	5	11	3	1	0	0	26
22	MOORE, Marquise g	0	1	0	0	0	0	0	0	0	0	0	1	1	0	1	13
01	GRAY, Vaughn	1	2	1	2	0	0	0	1	1	0	3	0	0	0	0	7
03	HOLLOWAY, Patrick	4	8	2	5	0	0	0	0	0	0	10	1	0	0	0	23
04	COPESE, Erik	3	3	0	0	0	0	1	4	5	2	6	0	2	0	0	22
13	EDWARDS, Corey	3	6	2	3	0	0	0	2	2	2	8	3	3	0	1	17
40	GUJANICIC, Marko	0	3	0	1	0	0	0	0	0	0	0	0	0	0	0	7
	Team							2	1	3							
	Totals.....	31	63	11	23	7	10	6	20	26	16	80	13	11	0	9	200







# 2013-14 SAINT JOSEPH'S BASKETBALL • ATLANTIC 10 CHAMPIONS • 23

TOTAL FG% 1st Half: 11-27 40.7%	2nd Half: 8-16 50.0%	Game: 44.2%	DEADBALL
3-Pt. FG% 1st Half: 1-10 10.0%	2nd Half: 1-4 25.0%	Game: 14.3%	REBOUNDS
F Throw % 1st Half: 4-10 40.0%	2nd Half: 17-28 60.7%	Game: 55.3%	5

Officials: Brian O'Connell, Winston Stith, Patrick Evans  
 Technical fouls: Rhode Island-None. Saint Joseph's-None.  
 Attendance: 3,861

Score by Periods	1st	2nd	Total
Rhode Island	30	27	57
Saint Joseph's	27	34	61

## Game 19: January 25, 2014 - Robins Center - Richmond, Va. Richmond 77 - SJU 62

**Halil Kanacevic** led all players with 21 points and a career-high 19 rebounds, but Saint Joseph's struggled from the floor in a 77-62 loss at Richmond. During the game, **Langston Galloway** broke the school's career record for three-point field goals (294) set by SJU Basketball Hall of Famer Pat Carroll from 2001-05. Galloway sank the 295th three-pointer of his career in the second half. Leading 35-28 at halftime, Richmond opened the second half with an 11-2 run to take a 46-30 lead with 15:41 to go. SJU would cut the deficit to 52-43 after five points each from Galloway and **Chris Wilson** during a 13-6 stretch. The Spiders responded with a 12-2 run, taking their biggest lead of the game when a dunk made it a 64-45 advantage with 4:34 to go. After a dunk by **Ronald Roberts**, Galloway hit his record-breaking three to cut the deficit to 64-50. A three-pointer from Kanacevic with 3:20 to play preceded a pair of UR free throws that left the score at 66-53, but a jumper from **DeAndre' Bemby** and another three from Galloway capped off a 13-2 run that got the Hawks back within 66-58 with 2:22 to go. The Hawks could not get closer, however, as the Spiders converted 9-of-10 free throws over the final 1:25 to seal the victory. Saint Joseph's enjoyed a 44-35 advantage on the boards and pulled down 21 offensive rebounds, but shot just 37.1% (26-of-70) from the floor. Richmond hit on 47.9% (23-of-48) of its shots; that mark included 10-of-22 (45.5%) from three-point range, well over their average of 31.6%. Galloway scored 11 of his 13 points in the second half, while Bemby (11) and Wilson (10) also reached double-digits for SJU.

### Saint Joseph's (13-6, 3-2)

##	Player	fg	fga	ft	fta	of	de	tot	pf	tp	a	to	blk	s	min
13	ROBERTS, Ronald	f	2	7	0	0	1	2	2	2	4	4	5	1	31
43	BEMBRY, DeAndre	f	5	17	0	4	1	2	5	3	8	4	11	2	37
45	KANACEVIC, Halil	f	9	13	1	2	2	6	6	13	19	4	21	3	40
10	GALLOWAY, L	g	5	17	3	9	0	0	1	0	1	3	13	1	39
24	WILSON, Chris	g	4	11	2	5	0	0	3	5	8	2	10	2	35
11	QUARLES, Daryus	g	0	0	0	0	0	0	0	0	0	0	0	0	0+
15	MILES, Isaiah	g	2	0	1	0	0	0	2	0	2	0	0	0	6
32	NDAO, Papa	g	1	3	0	1	0	0	1	0	1	4	2	1	12
TEAM						1		1							
Totals.....		26	70	6	22	4	10	21	23	44	21	62	10	8	200

TOTAL FG% 1st Half: 12-31 38.7%	2nd Half: 14-39 35.9%	Game: 37.1%	DEADBALL
3-Pt. FG% 1st Half: 1-7 14.3%	2nd Half: 5-15 33.3%	Game: 27.3%	REBOUNDS
F Throw % 1st Half: 3-6 50.0%	2nd Half: 1-4 25.0%	Game: 40.0%	3

### Richmond (14-6, 4-1)

##	Player	fg	fga	ft	fta	of	de	tot	pf	tp	a	to	blk	s	min
05	DAVIS, Trey	f	4	8	1	1	5	7	1	11	12	1	14	2	32
33	NELSON-ODODA	f	0	1	0	1	1	2	2	2	4	4	1	0	12
34	WILLIAMS, Derrick	f	1	6	0	3	1	2	1	3	4	2	3	3	27
00	ANTHONY, Kendall	g	6	13	3	9	4	4	1	1	2	0	19	4	30
02	LINDSAY, Cedrick	g	3	6	1	2	9	13	0	2	2	0	16	2	36
03	JONES, ShawnDre'	g	1	1	1	1	0	0	0	0	0	0	3	0	3
04	SPARROW, Wayne	g	0	1	0	0	0	0	0	1	1	0	1	0	13
11	TAYLOR, Deion	g	4	5	2	2	1	2	1	2	3	0	11	0	23
15	ALLEN, Terry	g	4	7	2	3	0	0	2	4	6	2	10	2	24
TEAM						1		1							
Totals.....		23	48	10	22	21	30	9	26	35	10	77	14	7	200

TOTAL FG% 1st Half: 11-26 42.3%	2nd Half: 12-22 54.5%	Game: 47.9%	DEADBALL
3-Pt. FG% 1st Half: 7-14 50.0%	2nd Half: 3-8 37.5%	Game: 45.5%	REBOUNDS
F Throw % 1st Half: 6-8 75.0%	2nd Half: 15-22 68.2%	Game: 70.0%	2

Officials: Paul Faia, Garrick Shannon, Kenneth Turner  
 Technical fouls: Saint Joseph's-None. Richmond-None.  
 Attendance: 7,201

Score by Periods	1st	2nd	Total
Saint Joseph's	28	34	62
Richmond	35	42	77

## Game 20: January 29, 2014 - UD Arena - Dayton, Ohio SJU 60 - Dayton 57

**Langston Galloway** banked home a three-pointer with 1.8 seconds remaining to lead Saint Joseph's past Dayton, 60-57. **Chris Wilson** led the Hawks with 15 points on 5-of-9 shooting, while **Halil Kanacevic** scored the 1,000th point of his collegiate career and grabbed 11 rebounds. **Ronald Roberts, Jr.** added 12 points and **DeAndre' Bemby** had 11. With the Hawks leading 57-55, Dayton's Dyshawn Pierre tied the game with a layup with 11 seconds left. After a timeout, Galloway

took the inbounds pass in the backcourt and dribbled around a pair of screens on his right. His shot hit the backboard and went through the net with 1.8 seconds on the clock. The Flyers missed a desperation attempt from halfcourt to give the Hawks the victory, their first in Dayton since Feb. 21, 2001, snapping an eight-game losing streak at UD Arena. The Hawks owned a 15-point lead in the second half, but almost let it slip away. With SJU leading 47-32 at the midway point of the half, Dayton made its comeback, outscoring the Hawks, 19-7, over the next eight minutes. After Dayton's Vee Sanford picked off an SJU pass, Bemby was whistled for a flagrant foul in trying to stop the break. Sanford hit both free throws to pull UD within 54-51 at 2:23, but Wilson intercepted a pass on Dayton's ensuing possession. Bemby then hit a pair of free throws to increase SJU's lead to 56-51. The Flyers came within 56-55, at :27, but Bemby connected on the front end of the one-and-one to give SJU a 57-55 cushion. The Flyers answered with a layup at :11 to tie the game at 57-57 and set the stage for Galloway's game-winner. SJU scored a season-low 20 points in the first half, and trailed 25-20 at halftime. The Hawks came out like a different team after intermission and opened the second with a 27-7 run, including 12 straight points to take a 47-32 lead.

### Saint Joseph's (14-6, 4-2 A-10)

##	Player	fg	fga	ft	fta	of	de	tot	pf	tp	a	to	blk	s	min
13	ROBERTS, Ronald	f	4	7	0	0	4	6	3	3	6	5	12	0	39
45	KANACEVIC, Halil	f	4	9	0	2	0	4	0	11	11	4	8	3	40
43	BEMBRY, DeAndre	c	3	10	0	2	5	7	0	1	1	11	3	4	35
10	GALLOWAY, L	g	4	9	3	7	1	2	0	4	3	12	2	0	35
24	WILSON, Chris	g	5	9	3	6	2	2	0	1	1	15	2	4	38
11	QUARLES, Daryus	g	0	0	0	0	0	0	0	0	0	0	0	0	4
32	NDAO, Papa	g	1	1	0	0	0	0	0	1	1	0	2	0	9
TEAM						1		4							
Totals.....		21	45	6	17	12	21	4	25	29	17	60	10	13	200

TOTAL FG% 1st Half: 7-26 26.9%	2nd Half: 14-19 73.7%	Game: 46.7%	DEADBALL
3-Pt. FG% 1st Half: 3-13 23.1%	2nd Half: 3-4 75.0%	Game: 35.3%	REBOUNDS
F Throw % 1st Half: 3-6 50.0%	2nd Half: 9-15 60.0%	Game: 57.1%	3

### Dayton (13-8, 1-5 A-10)

##	Player	fg	fga	ft	fta	of	de	tot	pf	tp	a	to	blk	s	min
05	OLIVER, Devin	f	5	10	3	5	3	5	1	5	6	2	16	1	34
21	PIERRE, Dyshawn	f	4	6	0	1	1	1	1	0	1	2	9	1	27
35	KAVANAUGH, M	c	1	2	0	0	0	2	1	2	3	2	1	0	16
00	PRICE, Khari	g	0	3	0	3	0	0	0	2	2	1	0	0	14
24	SIBERT, Jordan	g	7	15	6	14	1	2	0	0	0	2	21	2	28
11	SMITH, Scoochie	g	1	4	1	3	0	0	0	4	4	0	3	5	26
12	ROBINSON, Jalen	g	0	2	0	0	0	0	2	1	3	1	0	0	9
22	POLLARD, Kendall	g	0	1	0	0	0	0	0	1	1	0	1	0	7
25	GAVERLOVIC, Alex	g	0	0	0	0	0	0	0	0	0	0	0	0	1
40	SCOTT, Devon	g	0	4	0	0	0	0	0	4	4	3	0	1	11
43	SANFORD, Vee	g	2	6	0	2	2	2	1	5	6	2	6	2	25
TEAM						3		2							
Totals.....		20	53	10	28	7	12	9	26	35	17	57	14	14	200

TOTAL FG% 1st Half: 9-26 34.6%	2nd Half: 11-27 40.7%	Game: 37.7%	DEADBALL
3-Pt. FG% 1st Half: 6-14 42.9%	2nd Half: 4-14 28.6%	Game: 35.7%	REBOUNDS
F Throw % 1st Half: 1-2 50.0%	2nd Half: 6-10 60.0%	Game: 58.3%	4

Officials: Jeff Anderson, Bernard Clinton, Robert Riley  
 Technical fouls: Saint Joseph's-None. Dayton-None.  
 Attendance: 12,083

Score by Periods	1st	2nd	Total
Saint Joseph's	20	40	60
Dayton	25	32	57

## Game 21: February 1, 2014 - Hagan Arena SJU 73 - #21/19 Massachusetts 68

**Chris Wilson** hit a pair of free throws with :30 seconds to play to help Saint Joseph's hold on for a 73-68 win over #21/19 Massachusetts at Hagan Arena. **Halil Kanacevic** led the Hawks with 18 points and five assists while **Ronald Roberts** scored 17. **DeAndre' Bemby** had 13 points and Wilson scored 12. Massachusetts fought back from a 17-point first half deficit and tied the game 67-67 with 1:20 to play. SJU followed with a free throw from **Langston Galloway** at :56 to regain the 68-67 lead, but UMass tied it again on a foul shot at :39. Wilson's free throws at :30 gave Saint Joseph's a 70-68 lead, but UMass turned the ball over on its next possession and **Papa Ndao** came away with the ball. The junior hit both free throws at 12.6 seconds to give the Hawks a 72-68 lead. UMass missed a three-point attempt and Galloway was fouled with :06 remaining, and made one free throw to provide the final margin. Trailing 41-25 at halftime, UMass outscored the Hawks, 13-5, in the first five minutes of the second half to come within 46-38. Saint Joseph's maintained the lead and eventually built it back up to 64-51 but a 13-1 UMass run tied the game, 67-67, at 1:23. It was Saint Joseph's first win over a ranked team since November 16, 2012 when the Hawks defeated #20 Notre Dame.



# 2013-14 SAINT JOSEPH'S BASKETBALL • ATLANTIC 10 CHAMPIONS • 24

Massachusetts (17-4; 4-3 A-10)

##	Player	tot-fg		3-pt		rebounds		pf	tp	a	to	blk	s	min
		fg	fga	fg	fga	ft	fta							
22	CARTER, Sampson	f	1	7	0	3	0	0	2	4	2	1	0	25
34	PUTNEY, Raphael	f	3	7	1	3	0	0	3	9	12	4	2	23
25	LALANNE, Cady	c	5	6	0	0	2	6	1	4	5	5	12	1
02	GORDON, Derrick	g	10	13	0	0	1	2	0	1	2	21	2	33
03	WILLIAMS, Chaz	g	4	8	2	3	6	8	0	5	4	16	10	3
00	DYSON, Demetrius	g	0	2	0	1	0	0	1	0	1	0	0	4
01	ESHO, Maxie	g	1	2	0	0	1	2	0	0	0	1	0	8
05	SANTEE, Clyde	g	0	0	0	0	0	0	0	0	0	0	0	1
11	BERGANTINO, Tyler	g	0	0	0	0	0	0	1	1	0	0	0	11
12	DAVIS, Trey	g	2	7	1	3	2	2	1	2	3	7	3	29
24	BERGER, Seth	g	0	1	0	1	0	0	0	2	2	1	0	2
TEAM														
Totals.....			26	53	4	14	12	20	9	28	37	26	68	18

TOTAL FG% 1st Half: 10-26 38.5% 2nd Half: 16-27 59.3% Game: 49.1% DEADBALL  
3-Pt. FG% 1st Half: 2-7 28.6% 2nd Half: 2-7 28.6% Game: 28.6% REBOUNDS  
F Throw % 1st Half: 3-6 50.0% 2nd Half: 9-14 64.3% Game: 60.0% 4

Saint Joseph's (15-6; 5-2 A-10)

##	Player	tot-fg		3-pt		rebounds		pf	tp	a	to	blk	s	min
		fg	fga	fg	fga	ft	fta							
13	ROBERTS, Ronald	f	4	9	0	0	9	12	2	4	6	2	17	2
43	BEMBRY, DeAndre	f	3	11	2	3	5	8	3	5	8	5	13	3
45	KANACEVIC, Halil	f	7	11	1	1	3	6	4	2	6	4	18	5
10	GALLOWAY, L	g	2	7	0	3	3	7	0	3	3	4	7	0
24	WILSON, Chris	g	4	9	2	4	2	3	0	6	6	3	12	2
00	MASCHMEYER, E	g	0	0	0	0	0	0	0	1	0	0	0	1
15	MILES, Isaiah	g	0	1	0	1	1	2	0	0	0	0	1	0
32	NDAO, Papa	g	1	3	1	1	2	2	0	0	1	5	2	0
TEAM														
Totals.....			21	51	6	13	25	40	10	22	32	19	73	14

TOTAL FG% 1st Half: 13-29 44.8% 2nd Half: 8-22 36.4% Game: 41.2% DEADBALL  
3-Pt. FG% 1st Half: 5-8 62.5% 2nd Half: 1-5 20.0% Game: 46.2% REBOUNDS  
F Throw % 1st Half: 10-17 58.8% 2nd Half: 15-23 65.2% Game: 62.5% 7

Officials: Tim Comer, Jose Carrion, Dan Anderson  
Technical fouls: Massachusetts-None. Saint Joseph's-None.  
Attendance: 4,200

Score by Periods	1st	2nd	Total
Massachusetts	25	43	68
Saint Joseph's	41	32	73

## Game 22: February 5, 2014 - Hagan Arena #13/15 Saint Louis 65 - SJU 49

Saint Louis held Saint Joseph's to its lowest point total of the year as the #13/15 Billikens scored a 65-49 win in Atlantic 10 action at Hagan Arena. **Ronald Roberts, Jr.** was the only Hawk in double figures with a game-high 19 points and nine rebounds while **Halil Kanacevic** had nine points and nine rebounds. Saint Joseph's fell victim to the Saint Louis defense that held them to 31.9 percent shooting and a 1-for-15 effort from three-point range. The Hawks also committed 17 turnovers in the loss. Trailing 35-22 at halftime, Saint Joseph's tried get back into the game in the second half, but every attempt was stifled by a turnover or a missed opportunity. Down 45-32, the Hawks scored six straight points, as a short jumper from **Papa Ndao** cut the deficit to 45-38 at 9:45. But Saint Louis answered right back to build the lead up to 47-38. A pair of free throws by **DeAndre' Bembry** again pulled the Hawks within nine points, 49-40, at 8:37. But Saint Louis then outscored the Hawks, 12-3, to take a 61-43 lead with 4:21 remaining.

Saint Louis (21-2; 8-0 A-10)

##	Player	tot-fg		3-pt		rebounds		pf	tp	a	to	blk	s	min
		fg	fga	fg	fga	ft	fta							
21	EVANS, Dwayne	f	4	10	0	0	0	0	2	5	7	3	8	2
30	BARNETT, Jake	f	0	2	0	2	1	2	0	7	7	4	1	1
51	LOE, Rob	f	4	7	3	5	6	6	1	3	4	3	17	1
05	JETT, Jordair	g	3	9	0	0	4	5	0	3	3	3	10	7
11	MCCALL JR, Mike	g	3	3	1	1	2	2	0	1	1	2	9	2
01	GLAZE, Grandy	g	3	6	0	0	0	0	1	0	1	2	6	0
02	MCBROOM, Austin	g	3	10	1	3	2	2	0	2	2	0	9	2
32	CRAWFORD, Mike	g	1	1	1	1	0	0	0	1	1	0	3	0
54	MANNING, John	g	1	2	0	1	0	0	0	3	3	2	2	0
TEAM														
Totals.....			22	50	6	13	15	17	7	27	34	19	65	15

TOTAL FG% 1st Half: 14-30 46.7% 2nd Half: 8-20 40.0% Game: 44.0% DEADBALL  
3-Pt. FG% 1st Half: 4-7 57.1% 2nd Half: 2-6 33.3% Game: 46.2% REBOUNDS  
F Throw % 1st Half: 3-4 75.0% 2nd Half: 12-13 92.3% Game: 88.2% 2

Saint Joseph's (15-7; 5-3 A-10)

##	Player	tot-fg		3-pt		rebounds		pf	tp	a	to	blk	s	min
		fg	fga	fg	fga	ft	fta							
13	ROBERTS, Ronald	f	6	10	0	0	7	14	3	6	9	3	19	0
43	BEMBRY, DeAndre	f	0	6	0	3	5	8	1	1	2	3	5	0
45	KANACEVIC, Halil	f	3	7	0	1	3	4	4	5	9	4	9	2
10	GALLOWAY, L	g	3	13	0	4	0	3	3	6	1	6	2	1
24	WILSON, Chris	g	1	8	0	5	3	4	0	3	3	3	5	1
15	MILES, Isaiah	g	0	1	0	1	0	0	0	2	2	0	0	0
32	NDAO, Papa	g	2	2	1	1	0	0	0	1	1	5	0	1
34	BAUMANN, Javon	g	0	0	0	0	0	0	0	0	0	0	0	1
TEAM														
Totals.....			15	47	1	15	18	30	12	21	33	15	49	5

TOTAL FG% 1st Half: 6-22 27.3% 2nd Half: 9-25 36.0% Game: 31.9% DEADBALL  
3-Pt. FG% 1st Half: 1-6 16.7% 2nd Half: 0-9 0.0% Game: 6.7% REBOUNDS  
F Throw % 1st Half: 9-12 75.0% 2nd Half: 9-18 50.0% Game: 60.0% 5

Officials: Wally Rutecki, Kenneth Clark, Paul Faia  
Technical fouls: Saint Louis-None. Saint Joseph's-None.  
Attendance: 4,076

Score by Periods	1st	2nd	Total
Saint Louis	35	30	65
Saint Joseph's	22	27	49

## Game 23: February 8, 2014 - Hagan Arena SJU 69 - VCU 62

**Langston Galloway** scored a game-high 24 points and **DeAndre' Bembry** added 18 as Saint Joseph's held off VCU, 69-62, at Hagan Arena. Galloway shot 8-for-14 from the field while **Halil Kanacevic** posted game-highs of 10 rebounds and seven assists. After a three by Kanacevic, Saint Joseph's took its biggest lead of the game, 63-50, on a dunk by Roberts off a lob from Bembry with 5:56 to play, VCU chipped away at the lead, running off 10 straight points to close to 63-60 with 2:56 to play. The teams then traded baskets, with Bembry hitting a layup at 1:28 to put SJU up 65-60, and then VCU scored with 1:15 left to cut the Rams' deficit to 65-62. After a Saint Joseph's miss, the Rams were stopped on the next possession as Kanacevic took a charge with 32.9 seconds to play. SJU then put the game away from the foul line with Galloway and **Chris Wilson** each hitting a pair in the final 25 seconds. Saint Joseph's, which was without sixth man **Papa Ndao** because of the flu, handled VCU's pressure defense from the start and the teams were close throughout the first half. With the game tied, 20-20, SJU scored six straight to take a 26-20 lead. The Hawks took their biggest lead of the first half, 34-24, on a three by Bembry at 1:29. VCU answered with a jumper from Johnson to cut SJU's lead to 34-26 at halftime.

VCU (19-5; 7-2 A-10)

##	Player	tot-fg		3-pt		rebounds		pf	tp	a	to	blk	s	min
		fg	fga	fg	fga	ft	fta							
15	REDDIC, Juvonte	f	7	12	0	0	3	7	4	4	8	2	17	2
02	WEBER, Briante	g	4	8	0	0	3	3	1	1	2	4	11	4
11	BRANDENBERG	g	1	1	1	1	0	0	0	2	2	3	0	0
20	BURGESS, Jordan	g	1	4	0	2	0	0	1	2	3	2	2	0
21	GRAHAM, Treveon	g	5	16	1	3	2	2	1	7	8	3	13	2
01	LEWIS, JeQuan	g	1	5	0	2	0	0	0	3	3	2	2	1
04	SHANNON, T	g	0	1	0	0	0	0	0	1	1	0	0	0
12	ALIE-COX, Mo	g	0	0	0	0	0	0	0	0	0	0	0	0
23	GUEST, Jarred	g	0	2	0	0	0	0	0	0	0	1	0	0
32	JOHNSON, Melvin	g	6	11	2	6	0	0	0	3	3	2	14	0
TEAM														
Totals.....			25	60	4	14	8	12	11	24	35	19	62	12

TOTAL FG% 1st Half: 11-27 40.7% 2nd Half: 14-33 42.4% Game: 41.7% DEADBALL  
3-Pt. FG% 1st Half: 1-6 16.7% 2nd Half: 3-8 37.5% Game: 28.6% REBOUNDS  
F Throw % 1st Half: 3-3 100% Half: 5-9 55.6% Game: 66.7% 2

Saint Joseph's (16-7; 6-3 A-10)

##	Player	tot-fg		3-pt		rebounds		pf	tp	a	to	blk	s	min
		fg	fga	fg	fga	ft	fta							
13	ROBERTS, Ronald	f	3	7	0	0	3	5	4	5	9	2	9	1
43	BEMBRY, DeAndre	f	8	13	1	4	1	5	2	4	6	1	18	3
45	KANACEVIC, Halil	f	3	9	1	2	0	0	3	7	10	4	7	7
10	GALLOWAY, L	g	8	14	3	8	5	6	2	4	6	2	24	1
24	WILSON, Chris	g	2	12	1	6	2	2	0	3	3	1	7	1
00	MASCHMEYER, E	g	0	0	0	0	0	0	0	2	2	1	0	0
11	QUARLES, Daryus	g	1	2	0	1	2	2	0	0	0	1	4	0
15	MILES, Isaiah	g	0	0	0	0	0	0	0	0	0	0	0	0
TEAM														
Totals.....			25	57	6	21	13	20	13	26	39	12	69	13

TOTAL FG% 1st Half: 14-33 42.4% 2nd Half: 11-24 45.8% Game: 43.9% DEADBALL  
3-Pt. FG% 1st Half: 2-10 20.0% 2nd Half: 4-11 36.4% Game: 28.6% REBOUNDS  
F Throw % 1st Half: 4-8 50.0% 2nd Half: 9-12 75.0% Game: 65.0% 2

Officials: Ed Corbett, Bill McCarthy, Earl Walton  
Technical fouls: VCU-None. Saint Joseph's-None.  
Attendance: 4,200

Score by Periods	1st	2nd	Total
VCU	26	36	62
Saint Joseph's	34	35	69



**Game 24: February 15, 2014 - Gola Arena - Philadelphia, Pa.****SJU 75 - La Salle 64**

Playing at Tom Gola Arena for the first time in nearly 13 years, Saint Joseph's defeated La Salle, 75-64. All five SJU starters finished in double figures, led by **Langston Galloway's** 18 points. After going scoreless in the first half, **DeAndre' Bemby** made 5-of-7 from the floor in the second to finish with 16 points. **Ronald Roberts** added 15 points, while **Halil Kanacevic** and **Chris Wilson** chipped in with 10 points apiece. SJU led from the 15:08 mark of the first half, but La Salle pulled within 68-62 with 2:10 to play. Galloway then made a pair of free throws to give SJU a 70-62 lead with over a minute to go before Kanacevic added another at :55. La Salle answered right back to come within 71-64 with 49.2 to go but Galloway and Roberts sank a pair of free throws apiece to salt away the win. Kanacevic was whistled for his third foul early in the second half, but the Hawks built up their lead without their top assist man. A pair of three-point plays by Bemby, followed by a layup by Galloway, gave the Hawks their biggest lead, 46-30, at 15:33. After LSU cut it to 56-48 with 10:53 remaining, a drive by Bemby gave the Hawks' another 10-point cushion, 58-48, followed by a pair of Galloway free throws and a three from Bemby put SJU's lead back up to 63-48. The Explorers then went on a 14-5 run to get within two possessions late. Saint Joseph's shot 53.6 percent from the field in the first half and led for most of the period. La Salle came within three at 27-24 with 3:28 to go, but the Hawks ended the half with a 9-2 run. A three by Galloway at :14 put the Hawks ahead by double digits for the first time, 36-26, at intermission. Roberts led the way, making all five shots in the half and scoring 12 points, while Galloway added 10.

## Saint Joseph's (17-7, 7-3 A-10)

##	Player	tot-fg		3-pt		rebounds		pf	tp	a	to	blk	s	min
		fg	fga	fg	fga	of	de							
13	ROBERTS, Ronald	f	5	9	0	0	5	6	1	3	4	2	15	1
43	BEMBRY, DeAndre	f	5	12	1	3	5	6	1	4	5	2	16	1
45	KANACEVIC, Halil	f	4	6	1	2	1	2	0	6	6	3	10	6
10	GALLOWAY, L	g	5	12	2	7	6	6	1	3	4	2	18	1
24	WILSON, Chris	g	4	7	1	3	1	2	0	3	3	2	10	3
00	MASCHMEYER, E	0	0	0	0	0	0	0	0	0	0	0	0	1
15	MILES, Isaiah	1	2	1	1	0	0	0	1	1	1	3	0	1
32	NDAO, Papa	1	3	1	1	0	0	1	1	2	0	3	1	0
TEAM						2	2	4						
Totals.....		25	51	7	17	18	22	6	23	29	12	75	13	8

TOTAL FG% 1st Half: 15-28 53.6%  
3-Pt. FG% 1st Half: 4-10 40.0%  
F Throw % 1st Half: 2-2 100%

2nd Half: 10-23 43.5%  
2nd Half: 3-7 42.9%  
2nd Half: 16-20 80.0%

Game: 49.0%  
Game: 41.2%  
Game: 81.8%

DEADBALL  
REBOUNDS  
1

## La Salle (12-12, 4-6 A-10)

##	Player	tot-fg		3-pt		rebounds		pf	tp	a	to	blk	s	min
		fg	fga	fg	fga	of	de							
25	WRIGHT, Jerrell	f	6	14	0	0	4	7	9	6	15	4	16	0
00	ZACK, Steve	c	2	8	0	0	0	0	1	7	8	4	4	2
01	PETERSON, D.J.	g	1	2	1	2	0	0	0	0	1	3	4	0
03	DUREN, Tyreek	g	6	9	3	4	0	0	0	4	4	1	15	5
10	MILLS, Sam	g	0	5	0	3	0	0	0	2	2	4	0	2
05	DUNN, Taylor	3	5	3	5	0	0	0	1	1	2	1	9	1
21	GARLAND, Tyrone	5	12	3	6	2	2	0	1	1	0	15	2	3
23	LEWIS, Khalid	0	4	0	2	0	0	0	0	0	4	0	0	1
30	DAVIS, Jermaine	0	0	0	0	0	0	0	0	0	0	0	0	1
35	BROWN, Rohan	1	4	0	1	0	0	0	2	2	4	0	2	0
TEAM						3	1	4						
Totals.....		24	63	10	23	6	9	16	24	40	19	64	13	13

TOTAL FG% 1st Half: 10-31 32.3%  
3-Pt. FG% 1st Half: 4-12 33.3%  
F Throw % 1st Half: 2-2 100%

2nd Half: 14-32 43.8%  
2nd Half: 6-11 54.5%  
2nd Half: 4-7 57.1%

Game: 38.1%  
Game: 43.5%  
Game: 66.7%

DEADBALL  
REBOUNDS  
2

Officials: Andrew Marrotta, Paul Faia, Gary Pucino  
Technical fouls: Saint Joseph's-None. La Salle-None.  
Attendance: 3,041

Score by Periods  
Saint Joseph's  
La Salle

1st	2nd	Total
36	39	75
26	38	64

**Game 25: February 19, 2014 - Ryan Center - Kingston, R.I.****SJU 57 - Rhode Island 54**

**Ronald Roberts, Jr.**, tallied 11 of his game-high 18 points in the second half to lead Saint Joseph's back from a 10-point deficit to defeat Rhode Island, 57-54, at the Ryan Center. **Halil Kanacevic** and **DeAndre' Bemby** chipped in with 12 points apiece, while Roberts and Kanacevic each corralled nine rebounds. Trailing 38-28 with 14:27 to go in the game, Saint Joseph's went on a 9-0 run that featured five points from Bemby. A pair of URI free throws at 10:55 to go pushed its lead back to three, but Roberts hit 1-of-2 from the line and then converted a layup to tie the game, 40-40, at the 9:57 mark. The teams traded baskets over the next five minutes, with the Hawks taking their first lead since the 12:06 mark of the first half on a three-pointer by **Langston Galloway** that made it a 46-44 game with 7:21 to go. With 5:17 to play, Roberts hit a pair from the line to put SJU ahead, 50-48, before **Papa Ndao** drained a three with 4:37 on the clock to give the Hawks their largest lead of the game. Rhode Island got a pair of free throws to get back with-

in three, but Kanacevic hit a layup to restore the five-point margin at 55-50 with 3:20 left. A pair of URI baskets pulled them to 55-54 with 2:21 left. After missed three-pointers by both teams, Kanacevic pulled down a key offensive rebound with a minute to go; he then found a seam and coasted to the basket for a layup to make it a 57-54 lead with 34 seconds left. The Rams were able to get off a pair of shots, but a three-pointer in the final seconds was offline, and **Chris Wilson** picked up the rebound and dribbled out the clock to seal the win. Rhode Island held a 33-25 lead at halftime. Bemby scored seven of the Hawks' first nine in the contest, but was whistled for his second foul of the game with 15:27 to go in the frame and only played six minutes in the first half.

## Saint Joseph's (18-7, 8-3 A-10)

##	Player	tot-fg		3-pt		rebounds		pf	tp	a	to	blk	s	min
		fg	fga	fg	fga	of	de							
13	ROBERTS, Ronald	f	7	12	0	0	4	6	0	9	9	4	18	2
43	BEMBRY, DeAndre	f	5	6	2	2	0	0	1	1	2	4	12	1
45	KANACEVIC, Halil	f	5	9	0	1	2	4	2	7	9	4	12	4
10	GALLOWAY, L	g	2	12	1	6	1	2	0	3	3	1	6	1
24	WILSON, Chris	g	1	3	0	1	0	0	0	3	3	1	2	2
00	MASCHMEYER, E	0	0	0	0	0	0	0	0	0	0	0	0	0+
11	QUARLES, Daryus	1	1	0	0	2	2	0	1	1	0	0	0	0
15	MILES, Isaiah	0	1	0	1	0	0	0	1	0	0	0	0	0
32	NDAO, Papa	1	5	1	5	0	0	0	0	0	1	3	1	0
TEAM						2	2							
Totals.....		22	49	4	16	9	14	4	26	30	15	57	11	7

TOTAL FG% 1st Half: 10-28 35.7%  
3-Pt. FG% 1st Half: 1-10 10.0%  
F Throw % 1st Half: 4-5 80.0%

2nd Half: 12-21 57.1%  
2nd Half: 3-6 50.0%  
2nd Half: 5-9 55.6%

Game: 44.9%  
Game: 25.0%  
Game: 64.3%

DEADBALL  
REBOUNDS  
3

## Rhode Island (11-16, 2-10 A-10)

##	Player	tot-fg		3-pt		rebounds		pf	tp	a	to	blk	s	min
		fg	fga	fg	fga	of	de							
12	MARTIN, Hassan	f	2	6	0	0	0	2	2	3	5	1	4	1
55	BIRUTA, Gilydydas	f	5	11	0	2	0	0	2	4	6	3	10	2
00	MATTHEWS, E.C.	g	6	13	1	4	4	4	0	4	4	3	17	5
05	MUNFORD, Xavier	g	3	9	0	3	1	3	0	5	5	0	7	5
13	BUCHANAN, T.J.	g	2	6	1	2	0	0	1	3	4	2	5	1
02	REISCHEL, Jarelle	2	8	1	3	1	2	0	2	2	1	6	0	3
11	BUTLER, Matthew	0	0	0	0	0	0	0	0	0	0	0	0	0+
14	ONYEKABA, Ifeanyi	0	0	0	0	5	6	2	3	5	3	5	0	0
TEAM						3	1	4						
Totals.....		20	53	3	14	11	17	10	25	35	13	54	14	8

TOTAL FG% 1st Half: 13-31 41.9%  
3-Pt. FG% 1st Half: 3-10 30.0%  
F Throw % 1st Half: 4-5 80.0%

2nd Half: 7-22 31.8%  
2nd Half: 0-4 0.0%  
2nd Half: 7-12 58.3%

Game: 37.7%  
Game: 21.4%  
Game: 64.7%

DEADBALL  
REBOUNDS  
3

Officials: Brian O'Connell, Donnie Eppley, Gary Prager  
Technical fouls: Saint Joseph's-None. Rhode Island-None.  
Attendance: 4,712

Score by Periods  
Saint Joseph's  
Rhode Island

1st	2nd	Total
25	32	57
33	21	54

**Game 26: February 22, 2014 - Hagan Arena****SJU 87 - Fordham 72**

**Langston Galloway** hit a school-record 10 three-pointers and scored a career-high 33 points to lead Saint Joseph's to an 87-72 win over Fordham at Hagan Arena. Galloway made 10-of-15 from behind the arc to eclipse the record of nine three-pointers previously set by Brian Leahy vs. Duquesne on Jan. 17, 1988. The senior finished the game shooting 11-for-18 overall from the field. **Ronald Roberts, Jr.** had 13 points and a team-high 13 rebounds for the Hawks, while **DeAndre' Bemby** scored 13 and **Halil Kanacevic** added 10 points and five assists. The Hawks used their three-point shooting to go on a 21-2 run early in the second half, scoring three points on each of seven straight possessions. Galloway knocked down five three-pointers in the four-minute stretch, while **Chris Wilson** also hit a three and Kanacevic had a three-point play. At the end of the run, SJU held a 65-36 lead, its largest of the game. Galloway connected on the record-tying three-pointer with 10:40 to play and then hit the record-setting field goal just 31 seconds later at 10:09 to give SJU a 71-42 lead. The Hawks scored the first seven points of the game and built up a quick 18-7 lead, helped by two three-pointers from Galloway. Another three by Galloway and five points from Bemby pushed SJU's advantage to 37-15, their biggest of the half. Fordham would close out the half with a 13-3 run to cut the deficit to 42-30 at halftime. Although SJU shot 60 percent from the field in the first half, the Hawks committed nine turnovers, and followed that with 10 in the second half.

## Fordham (9-16; 2-10 A-10)

##	Player	tot-fg		3-pt		rebounds		pf	tp	a	to	blk	s	min
		fg	fga	fg	fga	of	de							
30	RHOOMES, Ryan	f	3	4	0	0	0	0	2	4	6	5	6	0
00	FRAZIER, Brandon	g	1	8	0	3	0	0	0	2	2	0	2	1
01	THOMAS, Mandell	g	2	8	2	4	0	0	2	1	3	0	6	1
13	WHITEHEAD, Chris	g	0	1	0	0	0	0	2	1	3	2	0	2
24	SMITH, Bryan	g	10	17	6	11	2	3	0	2	2	28	3	1
02	LEONARD, Travion	3	6	0	0	0	0	0	2	1	3	4	6	0



03 MASSIMINO, Matt	0	0	0	0	0	0	0	0	0	0	0	0	0	0	0	
10 SEVERE, Jon	4	13	1	5	3	4	1	0	1	2	12	1	4	1	3	21
22 MYERS, Jermaine	2	4	1	3	0	0	0	0	0	1	5	1	0	0	0	12
25 WALSH, Leo	1	2	0	0	0	0	0	0	0	0	2	1	0	0	0	1
32 GAITLEY, DC	0	0	0	0	0	0	0	0	0	0	0	0	0	0	0	1
42 CANTY, Ryan	2	6	0	0	1	2	3	3	6	2	5	2	0	2	1	20
TEAM							2		2							
Totals.....	28	69	10	26	6	9	14	14	28	18	72	15	8	3	15	200

Saint Joseph's (19-7; 9-3 A-10)

Officials: Eric Anderson, Clarence Armstrong, Frank Scagliotta  
Technical fouls: Fordham-None. Saint Joseph's-None.  
Attendance: 4,200

**Game 27: February 25, 2014 - Hagan Arena**  
**SJU 79 - Dayton 53**

Dayton (19-9; 7-6 A-10)

Saint Joseph's (20-7; 10-3 A-10)

#	Player	f	tot-fg		3-pt		rebounds							tp	a	to	blk	s	min
			fg	fga	fg	fga	ft	fta	of	de	tot	pf							
13	ROBERTS, Ronald	f	8	11	0	0	6	10	0	7	7	1	22	0	1	2	0	34	
43	BEMBRY, DeAndre	f	3	8	2	2	4	4	1	1	2	4	12	4	1	1	2	25	
45	KANACEVIC, Halil	f	3	5	1	2	3	5	1	7	8	3	10	8	1	4	1	36	
10	GALLOWAY, L	g	3	9	1	4	0	0	1	3	4	0	7	2	0	1	2	37	

Officials: Lamar Simpson, Joe Lindsay, Roger Ayers  
Technical fouls: Dayton-None. Saint Joseph's-None.  
Attendance: 4,051

**Game 28: March 1, 2014 - Reilly Center - Olean, N.Y.**  
**SJU 83 - St. Bonaventure 74**

Saint Joseph's (21-7; 11-3 A-10)

St. Bonaventure (16-13; 6-9 A-10)

Officials: Winston Stith, Anthony Jordan, Kenneth Clark  
Technical fouls: Saint Joseph's-None. St. Bonaventure-None.  
Attendance: 3,975

Score by Periods	1st	2nd	Total
Saint Joseph's	40	43	83
St. Bonaventure	35	39	74



**Game 29: March 5, 2014 - Smith Center - Washington, D.C.****George Washington 76 - SJU 71**

**DeAndre' Bembry** scored a career-high 22 points, but Saint Joseph's saw its six-game winning streak come to an end with a 76-71 setback to George Washington at the Smith Center. **Ronald Roberts** scored 16 points, **Chris Wilson** netted 14 and **Langston Galloway** had 10, while Bembry tied his career-high with eight assists. Saint Joseph's led by as many as nine in the second half, 54-45, with 11:00 to play. GW answered with a 9-0 spurt over the next 2:38, tying the game at 55-55 with 8:22 to go. The teams traded baskets before GW hit a three-point play at 6:55, go up, 61-58. It was the fifth foul called on **Halil Kanacevic**, and from that point, the Colonials held on to the lead for the duration. Bembry pulled the Hawks back within a basket at 62-60, but GW scored the next five points to take a 67-60 lead with 1:45 to play. Wilson answered with a three-pointer to cut the margin to 67-63 with 1:23 left, but SJU could not get closer than four points the rest of the way. In the first half, Saint Joseph's held the early lead, but only made two of their next 12 shots while the Colonials used a 9-0 run to take a 13-10 lead with 13:21 left. With Kanacevic whistled for his second foul early, GW took advantage of his absence, pushing the margin to 30-16 with 5:32 to go. From there, the Hawks clamped down defensively, keeping the Colonials off the scoreboard and scoring the final 16 points of the first half to take a 32-30 lead into the locker room. Roberts scored all six of his first-half points during the run, including a dunk with 1:09 to go to put the Hawks on top for the first time since early in the game.

**Saint Joseph's (21-8; 11-4 A-10)**

		tot-fg		3-pt		rebounds																			
##	Player	f	g	f	g	f	g	f	a	f	a	of	de	tot	pf	tp	a	to	blk	s	min				
13	ROBERTS, Ronald	f	7	8	0	0	2	6	4	4	8	4	16	2	0	2	0	36							
43	BEMBRY, DeAndre	f	8	14	2	6	4	8	1	4	5	4	22	8	5	0	1	40							
45	KANACEVIC, Halil	f	2	4	0	0	0	0	1	0	1	5	4	0	0	1	0	13							
10	GALLOWAY, L	g	3	13	2	9	2	2	0	3	3	3	10	4	0	0	1	40							
24	WILSON, Chris	g	3	10	3	5	5	6	1	5	6	2	14	2	1	0	2	40							
15	MILES, Isaiah	g	2	6	1	5	0	0	1	4	5	2	5	3	0	0	0	22							
32	NDAO, Papa	g	0	1	0	1	0	0	0	1	1	2	0	0	1	0	0	9							
TEAM												1		2		3									
Totals.....		25	56	8	26	13	22	9	23	32	22	71	19	7	3	4	201								

TOTAL FG% 1st Half: 12-27 44.4%      2nd Half: 13-29 44.8%      Game: 44.6%      DEADBALL  
3-Pt. FG% 1st Half: 4-11 36.4%      2nd Half: 4-15 26.7%      Game: 30.8%      REBOUNDS  
F Throw % 1st Half: 4-6 66.7%      2nd Half: 9-16 56.3%      Game: 59.1%      4

**George Washington (22-7; 10-5 A-10)**

##	Player	tot-fg		3-pt		fg		fga		ft		fta		rebounds		pf	tp	a	to	blk	s	min
		fg	fga	fg	fga	ft	fta	ft	fta	of	de	tot	pf	tp	a							
21	LARSEN, Kevin	f	2	3	0	0	1	2	0	6	6	3	5	6	0	1	0	31				
30	MIKIC, Nemanja	f	0	2	0	2	0	0	0	1	1	1	0	1	0	0	11					
32	ARMWOOD, Isaiah	f	6	11	0	0	3	7	5	6	11	2	15	2	1	1	36					
01	CREEK, Maurice	g	5	13	4	8	6	8	1	4	5	4	20	1	3	0	36					
22	MCDONALD, Joe	g	7	13	4	6	0	0	2	4	6	2	18	4	5	0	33					
03	CARTAGENA, M	g	0	0	0	0	0	0	0	0	0	0	0	0	0	0	5					
05	GRIFFIN, Nick	g	0	1	0	0	0	0	0	1	1	1	0	0	0	0	5					
13	GARINO, Patricio	g	5	10	1	3	6	8	1	3	4	2	17	1	2	1	34					
33	MARAGKOS, Paris	g	0	1	0	1	0	0	0	0	0	0	0	0	0	0	4					
34	KOPRIVA, John	g	0	1	0	0	1	2	2	1	3	0	1	0	0	0	9					
TEAM																						
Totals.....		25	55	9	20	17	27	13	26	39	15	76	15	11	3	3	200					

TOTAL FG% 1st Half: 12-30 40.0%      2nd Half: 13-25 52.0%      Game: 45.5%      DEADBALL  
3-Pt. FG% 1st Half: 4-12 33.3%      2nd Half: 5-8 62.5%      Game: 45.0%      REBOUNDS  
F Throw % 1st Half: 2-3 66.7%      2nd Half: 15-24 62.5%      Game: 63.0%      5

Officials: Jamie Luckie, Brent Hampton, Brian Dorsey  
Technical fouls: Saint Joseph's-Bembry. George Washington-None.  
Attendance: 4,228

Score by Periods      1st    2nd    Total  
Saint Joseph's      32    39    71  
George Washington    30    46    76

**Game 30: March 9, 2014 - Hagan Arena****La Salle 71 - SJU 63**

Saint Joseph's fell short on "Senior Day" as La Salle scored a 71-63 win over the Hawks in the regular-season finale at Hagan Arena. **Langston Galloway** scored 27 points for Saint Joseph's in his final game in Hagan Arena. **DeAndre' Bembry** had 15 points and eight rebounds and Ronald Roberts posted 13 points and eight rebounds. Halil Kanacevic grabbed 12 rebounds for the Hawks, who have lost two in a row for the first time since early December. Galloway made his first four three-point attempts and the Hawks took an 18-12 lead in the early going. But La Salle went on an 8-2 run to take its first lead of the contest, 20-18, with 7:41 remaining, and then built it up to 32-21. The Explorers went into the lockerroom with a 33-23 lead. The Hawks were careless with the ball in the first half, committing 10 turnovers, and made just 30.8 percent from the field. Saint Joseph's scored the first seven points of the second half to close to 33-30. La Salle then rattled off six straight to go back up by 39-30, and then took their biggest lead of the game, 47-34, with 12:05 to play. The Hawks made another run with a three by Galloway and layup from **Chris Wilson** to pull within 47-42 with 10:21 to play but that was the closest Saint Joseph's could get the rest of the way. Foul shooting has

plagued the Hawks all year and it was more of the same as SJU made just 12-of-22 from the line, while La Salle converted 25-of-31. Saint Joseph's seniors - Galloway, Kanacevic, Roberts, **Daryus Quarles** and **Colin Kelly** - were honored in a pre-game ceremony for their final game in Hagan Arena.

**La Salle (15-15; 7-9 A-10; 1-3 Big 5)**

##	Player	tot-fg		3-pt		fg		fga		ft		fta		rebounds		pf	tp	a	to	blk	s	min
		fg	fga	fg	fga	ft	fta	ft	fta	of	de	tot	pf	tp	a							
25	WRIGHT, Jerrell	f	6	12	0	0	5	8	3	9	12	2	17	0	1	0	33					
00	ZACK, Steve	c	2	8	0	0	1	2	4	2	6	5	5	2	1	1	26					
03	DUREN, Tyreek	g	5	12	1	4	16	17	0	5	5	1	27	3	1	0	36					
10	MILLS, Sam	g	2	5	1	3	1	2	0	1	1	2	6	5	0	0	39					
21	GARLAND, Tyrone	g	3	8	0	0	2	2	0	5	5	2	8	2	2	0	27					
01	PETERSON, D.J.	g	2	5	2	5	0	0	0	2	2	3	6	0	0	0	24					
05	DUNN, Taylor	g	0	0	0	0	0	0	0	0	0	0	0	0	0	0	1					
23	LEWIS, Khalid	g	1	3	0	0	0	0	0	1	1	4	2	0	0	0	13					
35	BROWN, Rohan	g	0	0	0	0	0	0	0	0	0	1	0	0	0	1	0	1				
TEAM																						
Totals.....		21	53	4	12	25	31	7	26	33	20	71	12	5	2	11	200					

TOTAL FG% 1st Half: 11-29 37.9%      2nd Half: 10-24 41.7%      Game: 39.6%      DEADBALL  
3-Pt. FG% 1st Half: 3-9 33.3%      2nd Half: 1-3 33.3%      Game: 33.3%      REBOUNDS  
F Throw % 1st Half: 8-11 72.7%      2nd Half: 17-20 85.0%      Game: 80.6%      4

**Saint Joseph's (21-9; 11-5 A-10; 1-3 Big 5)**

##	Player	tot	fg	3-pt	fg	ft	fta	rebounds	of	de	tot	pf	tp	a	to	blk	s	min
13	ROBERTS, Ronald	f	6	14	0	1	5	6	2	8	3	13	4	1	0	0	37	
43	BEMBRY, DeAndre	f	5	10	2	4	3	8	1	7	8	4	15	5	4	0	39	
45	KANACEVIC, Halil	f	3	8	0	3	0	1	3	9	12	3	6	3	4	1	36	
10	GALLOWAY, L	g	7	14	5	9	8	8	0	3	3	4	27	0	3	1	39	
24	WILSON, Chris	g	1	9	0	6	0	0	0	4	4	4	2	3	2	0	39	
15	MILES, Isaiah	g	0	0	0	0	0	0	0	1	1	1	0	0	0	1	5	
32	NDAO, Papa	g	0	0	0	0	0	0	1	0	1	1	0	0	0	0	5	
TEAM								3	1	4								
Totals.....			22	55	7	22	12	22	14	27	41	20	63	15	14	3	0	200

TOTAL FG% 1st Half: 8-26 30.8%      2nd Half: 14-29 48.3%      Game: 40.0%      DEADBALL  
3-Pt. FG% 1st Half: 4-11 36.4%      2nd Half: 3-11 27.3%      Game: 31.8%      REBOUNDS  
F Throw % 1st Half: 3-6 50.0%      2nd Half: 9-16 56.3%      Game: 54.5%      3

Officials: Dwayne Gladden, Karl Hess, Michael Roberts  
Technical fouls: La Salle-None. Saint Joseph's-None.  
Attendance: 4,200

Score by Periods      1st    2nd    Total  
La Salle      33    38    71  
Saint Joseph's    23    40    63

**Game 31: March 14, 2014 - Barclays Center****Atlantic 10 Quarterfinals****SJU 70 - Dayton 67**

**Langston Galloway** scored 31 points, including a three-pointer with 19 seconds remaining, to carry the fourth-seeded Saint Joseph's men's basketball team past fifth-seeded Dayton, 70-67, in the quarterfinals of the 2014 Atlantic 10 Men's Basketball Championship. **DeAndre' Bembry** finished with 15 points while **Ronald Roberts, Jr.**, had 11 and **Halil Kanacevic** added nine points and 12 rebounds. With the Hawks trailing by a point, 67-66, Galloway hit his sixth three-pointer of the game to put SJU ahead, 69-67, with 19 seconds to play. After a Dayton (23-10) timeout, Devin Oliver's three-point attempt missed off the backboard, with the rebound coming down to Bembry with one second left on the clock. After the ensuing foul, Bembry hit one of two from the line, and the Flyers were not able to get off a shot before the buzzer. The Hawks had that 66-60 lead with 4:32 remaining and Jordan Sibert hit a three and Kavanaugh hit a layup to pull the Flyers within one. Matt Kavanaugh then gave UD their last lead of the game, 67-66, to set up Galloway's gamewinner. Dayton led, 32-27, with 2:58 remaining in the first half, but Galloway was fouled on a three-point attempt and made all three from the line. Devin Oliver scored on a layup for the Flyers but Kanacevic converted a three-point play to pull the Hawks within, 34-33. A layup by Galloway at :54 gave SJU a 35-34 halftime lead.

**Dayton (23-10)**

##		Player	tot-fg		3-pt		rebounds								pf	tp	a	to	blk	s	min
			fg	fga	fg	fga	ft	fta	of	de	tot										
05		OLIVER, Devin	f	4	10	0	4	1	2	0	9	9	1	9	4	0	0	29			
21		PIERRE, Dshawn	f	4	10	2	4	1	3	1	4	5	0	11	1	0	0	22			
35		KAVANAUGH, Mattc	f	5	6	0	0	0	0	1	3	4	5	10	0	1	0	17			
00		PRICE, Khari	g	2	4	2	4	0	0	0	2	2	0	6	2	2	0	34			
24		SIBERT, Jordan	g	4	6	2	4	0	0	0	1	1	2	10	0	2	0	29			
03		DAVIS, Kyle		1	2	0	1	0	1	0	1	1	0	2	1	0	1	8			
01		SMITH, Scoochie		0	1	0	0	0	0	0	0	0	2	4	0	0	1	6			
12		ROBINSON, Jalen		1	5	0	0	1	2	1	3	4	1	3	0	1	0	16			
22		POLLARD, Kendall		1	5	0	1	2	4	0	2	2	2	4	0	0	0	14			
40		SCOTT, Devon		1	2	0	0	1	2	0	2	2	1	3	0	0	0	8			
43		SANFORD, Vee		4	5	1	1	0	0	0	3	3	4	9	1	1	0	17			
TEAM										2	1	3									
Totals.....				27	56	7	19	6	14	5	31	36	18	67	13	7	0	4	200		



# 2013-14 SAINT JOSEPH'S BASKETBALL • ATLANTIC 10 CHAMPIONS • 28

##	Player	f	g	tot-fg	fga	3-pt	fga	ft	fta	rebounds				tp	a	to	blk	s	min		
13	ROBERTS, Ronald	f	5	8	0	0	1	7	3	4	7	1	11	1	2	2	0	38			
43	BEMBRY, DeAndre	f	5	11	2	5	3	6	1	4	5	0	15	3	1	0	0	37			
45	KANACEVIC, Halil	f	3	12	1	4	2	3	4	8	12	4	9	3	2	0	0	35			
10	GALLOWAY, L	g	9	16	6	11	7	7	0	1	1	2	31	2	0	0	2	40			
24	WILSON, Chris	g	1	5	0	2	2	2	0	6	6	1	4	3	0	0	1	38			
15	MILES, Isaiah	g	0	0	0	0	0	0	0	1	1	0	0	0	1	0	0	2			
32	NDAO, Papa	g	0	3	0	3	0	0	0	0	0	3	0	0	0	0	0	10			
TEAM										4											
Totals.....				23	55	9	25	15	25	8	28	36	11	70	12	6	2	3	200		
TOTAL FG% 1st Half: 12-30 40.0%						2nd Half: 11-25 44.0%						Game: 41.8%						DEADBALL			
3-Pt. FG% 1st Half: 4-14 28.6%						2nd Half: 5-11 45.5%						Game: 36.0%						REBOUNDS			
F Throw % 1st Half: 7-14 50.0%						2nd Half: 8-11 72.7%						Game: 60.0%						3			

Officials: Carl Walton, Wally Rutecki, Brent Hampton  
 Technical fouls: Dayton-None. Saint Joseph's-None.  
 Attendance: 7,308

Score by Periods	1st	2nd	Total
Dayton	34	33	67
Saint Joseph's	35	35	70

## Game 32: March 15, 2014 - Barclays Center Atlantic 10 Semifinals SJU 67 - St. Bonaventure 48

**Halil Kanacevic** scored 26 points and had 17 rebounds to help lead Saint Joseph's past St. Bonaventure, 67-48, in the semifinals of the 2014 Atlantic 10 Men's Basketball Championship and into the A-10 Championship game for the first time since 2008. **Langston Galloway** scored 16 of his 18 points in the second half, while **Ronald Roberts** added 12 points and eight rebounds for the Hawks. Tied 29-29 at halftime, the Hawks shot 52.2 percent from the field in the second half while their defense limited SBU to just 16.7 percent shooting. After SBU took a quick 32-31 lead, Saint Joseph's outscored the Bonnies, 15-1, as Galloway got on track, scoring nine points to give the Hawks their biggest lead to that point, 46-33. St. Bonaventure would close to 46-38 on a layup, but a three from Galloway started a 9-2 run, allowing Saint Joseph's to go up by 55-40 at 7:11 on a layup by Galloway. The Hawks maintained the 13-plus point lead and went up 61-42 on an emphatic dunk by Kanacevic off a pass from Galloway with 3:50 remaining.

St. Bonaventure (18-15)																		
		tot-fg		3-pt		rebounds												
##	Player	fg	fga	fg	fga	ft	fta	of	de	tot	pf	tp	a	to	blk	s	min	
33	SIMMONS, M	2	10	0	0	1	2	2	5	7	2	5	1	1	0	0	31	
35	NDOYE, Youssou	2	6	0	0	3	4	3	5	8	4	7	0	3	3	2	22	
03	KLOOF, Charlon	4	10	1	4	1	3	1	3	4	4	10	2	0	2	1	38	
05	GATHERS, Jordan	3	10	1	6	2	3	1	4	5	3	9	1	1	0	2	33	
24	WRIGHT, Matthew	1	9	0	2	4	5	0	1	1	3	6	3	1	0	0	38	
10	FARRELL, Danny	0	2	0	2	0	0	0	0	0	0	0	0	0	0	0	1	
12	GREGG, Denzel	0	0	0	0	3	4	1	0	1	0	3	0	0	1	0	1	
15	DEES, Chris	1	4	0	0	0	0	1	2	3	2	2	0	0	0	0	8	
21	WRIGHT, Dion	2	7	0	1	0	0	1	2	3	2	4	1	1	0	1	18	
23	CUMBERBATCH, A	0	1	0	0	2	2	1	2	3	2	2	0	2	0	1	10	
TEAM								1		1								
Totals.....		15	59	2	15	16	23	12	24	36	22	48	8	9	6	7	200	
TOTAL FG% 1st Half: 11-35 31.4%		2nd Half: 4-24 16.7%						Game: 25.4%						DEADBALL				
3-Pt. FG% 1st Half: 1-7 14.3%		2nd Half: 1-8 12.5%						Game: 13.3%						REBOUNDS				
F Throw % 1st Half: 6-8 75.0%		2nd Half: 10-15 66.7%						Game: 69.6%						4				

Saint Joseph's (23-9)		tot-fg		3-pt		rebounds													
##	Player	f	fg	fga	fg	fga	ft	fta	of	de	tot	pf	tp	a	to	blk	s	min	
13	ROBERTS, Ronald	f	4	6	0	0	4	4	3	5	8	4	12	2	1	2	0	32	
43	BEMBRY, DeAndre	f	1	7	1	5	1	2	1	5	6	3	4	2	5	0	0	39	
45	KANACEVIC, Halil	f	8	12	2	4	8	12	2	15	17	3	26	4	4	1	2	39	
10	GALLOWAY, L	g	6	12	2	4	4	4	0	2	2	4	18	3	1	0	2	33	
24	WILSON, Chris	g	1	4	1	2	1	4	0	2	2	4	4	2	1	1	1	39	
00	MASCHMEYER, E		0	1	0	0	0	0	0	0	0	0	0	0	0	0	0	1	
11	QUARLES, Daryus		0	0	0	0	0	0	0	0	0	0	0	0	0	0	0	1	
15	MILES, Isaiah		0	0	0	0	0	0	0	0	0	0	0	0	0	0	0	2	
20	CASPER, Brendan		0	0	0	0	1	2	0	0	0	0	1	0	0	0	0	1	
25	KINDLER, Eric		0	0	0	0	0	0	0	0	0	0	0	0	1	0	0	1	
32	NDAO, Papa		1	4	0	1	0	0	0	1	1	2	2	1	1	0	1	10	
34	BAUMANN, Javon		0	0	0	0	0	0	0	0	0	1	0	0	0	0	0	1	
41	KELLY, Colin		0	0	0	0	0	0	0	0	0	1	0	0	0	0	0	1	
TEAM									1	5	6								
Totals.....			21	46	6	16	19	28	7	35	42	22	67	14	14	4	6	200	
TOTAL FG% 1st Half: 9-23 39.1%						2nd Half: 12-23 52.2%						Game: 45.7%				DEADBALL			
3-Pt. FG% 1st Half: 4-10 40.0%						2nd Half: 2-6 33.3%						Game: 37.5%				REBOUNDS			
F Throw % 1st Half: 7-12 58.3%						2nd Half: 12-16 75.0%						Game: 67.9%				3			

Officials: Gary Prager, Mark Schnurr, Brent Hampton  
 Technical fouls: St. Bonaventure-None. Saint Joseph's-None.  
 Attendance:

Score by Periods	1st	2nd	Total
St. Bonaventure	29	19	48
Saint Joseph's	29	38	67

## Game 33: March 16, 2014 - Barclays Center Atlantic 10 Championship SJU 65 - #23 VCU 61

**Langston Galloway** hit a three-pointer at 2:28 to break a tie and Saint Joseph's never trailed again en route to a 65-61 win over VCU to claim the 2014 Atlantic 10 Men's Basketball championship at the Barclays Center and clinch the league's automatic berth to the NCAA Tournament. Galloway led all players with a game-high 19 points, while **Ronald Roberts, Jr.** finished with a 15-point, 11-rebound double-double. **Halil Kanacevic** grabbed a game-high 14 rebounds to go with 11 points, while **DeAndre' Bembry** finished with eight assists and 13 points. Kanacevic was named the tournament's Most Outstanding Player, while Galloway and Roberts were named to the All-Championship Team. VCU held a 48-42 lead with 10:23 to play, but the Hawks would tie up the score two more times. Down 52-50, Roberts hit one free throw and Bembry completed a three-point play to put the Hawks up, 54-52. The Rams tied it 54-54 on a pair of free throws by Treveon Graham at 2:56, but Galloway hit a step-back three-pointer to give the Hawks the lead for good, 57-54. Roberts put down a dunk off a feed from Bembry at 1:29 to put SJU up 59-54, and the Hawks iced the game from the foul line. Galloway made 4-of-5, **Chris Wilson** made one shot and Bembry hit a free throw with :20 to play to provide the final margin.

Saint Joseph's (24-9)																		
##	Player	tot-fg		3-pt		rebounds												
		fg	fga	fg	fga	ft	fta	of	de	tot	pf	tp	a	to	blk	s	min	
13	ROBERTS, Ronald	f	6	6	0	0	3	5	4	7	11	3	15	0	2	0	37	
43	BEMBRY, DeAndre	f	5	11	0	3	3	6	0	4	4	1	13	8	2	0	1	38
45	KANACEVIC, Halil	f	5	10	1	2	0	0	1	13	14	4	11	4	4	2	0	40
10	GALLOWAY, L	g	5	11	5	8	4	6	0	4	4	3	19	1	2	1	0	40
24	WILSON, Chris	g	3	11	0	3	1	3	1	4	5	2	7	0	2	0	1	38
11	QUARLES, Daryus		0	0	0	0	0	0	0	0	0	0	0	0	0	0	0	4
32	NDAO, Papa		0	1	0	1	0	0	0	0	0	0	0	0	0	0	0	3
TEAM									1	2				2				
Totals.....			24	50	6	17	11	20	7	33	40	13	65	13	12	5	2	200
TOTAL FG% 1st Half: 12-26 46.2%      2nd Half: 12-24 50.0%      Game: 48.0%      DEADBALL																		
3-Pt. FG% 1st Half: 4-10 40.0%      2nd Half: 2-7 28.6%      Game: 35.3%      REBOUNDS																		
F Throw % 1st Half: 0-1 0.0%      2nd Half: 11-19 57.9%      Game: 55.0%      3																		

VCU (26-8)				tot-fg		3-pt		rebounds												
##	Player		fg	fga	fg	fga	ft	fta	of	de	tot	pf	tp	a	to	blk	s	min		
15	REDDIC,Juvonte	f	4	11	0	0	0	2	2	6	8	4	8	0	2	3	1	34		
02	WEBER,Briante	g	4	12	0	1	0	0	2	5	7	4	8	2	1	0	0	34		
11	BRANDENBERG	g	7	15	3	7	1	2	1	3	4	1	18	0	1	0	1	32		
20	BURGESS,Jordan	g	0	2	0	2	0	0	0	0	0	3	0	1	0	0	0	23		
21	GRAHAM,Treveon	g	4	12	2	7	5	7	1	8	9	2	15	1	1	0	2	30		
01	LEWIS,JeQuan		2	7	0	2	1	2	0	2	2	1	5	5	0	0	2	24		
12	ALIE-COX,Mo		2	4	0	0	1	2	3	1	4	2	5	0	0	2	0	17		
23	GUEST,Jarred		1	2	0	0	0	0	1	0	1	1	2	0	0	1	0	6		
TEAM									3		3									
Totals.....			24	65	5	19	8	15	13	25	38	18	61	9	5	6	6	200		
TOTAL FG% 1st Half: 11-33 33.3%						2nd Half: 13-32 40.6%						Game: 36.9%				DEADBALL				
3-Pt. FG% 1st Half: 1-7 14.3%						2nd Half: 4-12 33.3%						Game: 26.3%				REBOUNDS				
F Throw % 1st Half: 1-2 50.0%						2nd Half: 7-13 53.8%						Game: 53.3%				2				



## NCAA TOURNAMENT HISTORY

YEAR	DATE	REGION	SEED	ROUND	SITE	OPPONENT (SEED)	RESULT
1959	March 13	East		Regional Semifinal	Charlotte, N.C.	West Virginia	L 95-92
	March 14	East		Regional 3rd Place	Charlotte, N.C.	Navy	L 70-59
1960	March 11	East		Regional Semifinal	Charlotte, N.C.	Duke	L 58-56
	March 12	East		Regional 3rd Place	Charlotte, N.C.	West Virginia	L 106-100
1961	March 17	East		Regional Semifinal	Charlotte, N.C.	Princeton	W 72-67
	March 18	East		Regional Final	Charlotte, N.C.	Wake Forest	W 96-86
	March 24	East		National Semifinal	Kansas City, Mo.	Ohio State	L 95-69
	March 25	East		National 3rd Place (participation vacated)	Kansas City, Mo.	Utah	W 127-120 4OT
1962	March 16	East		Regional Semifinal	College Park, Md.	Wake Forest	L 96-85 OT
	March 17	East		Regional 3rd Place	College Park, Md.	New York University	L 94-85
1963	March 11	East		First	Philadelphia, Pa.	Princeton	W 82-81 OT
	March 15	East		Regional Semifinal	College Park, Md.	West Virginia	W 97-88
	March 16	East		Regional Final	College Park, Md.	Duke	L 73-59
1965	March 8	East		First	Philadelphia, Pa.	Connecticut	W 67-61
	March 12	East		Regional Semifinal	College Park, Md.	Providence	L 81-73 OT
	March 13	East		Regional 3rd Place	College Park, Md.	North Carolina St.	L 103-81
1966	March 7	East		First	Blacksburg, Va.	Providence	W 65-48
	March 11	East		Regional Semifinal	Raleigh, N.C.	Duke	L 76-74
	March 12	East		Regional 3rd Place	Raleigh, N.C.	Davidson	W 92-76
1969	March 8	East		First	Kingston, R.I.	Duquesne	L 74-52
1971	March 13	East		First	Philadelphia, Pa.	Villanova	L 93-75
1973	March 10	East		First	Jamaica, N.Y.	Providence	L 89-76
1974	March 9	East		First	Morgantown, W.Va.	Pittsburgh	W 54-42
1981	March 12	Mideast	9	First	Dayton, Ohio	Creighton (8)	W 59-57
	March 14	Mideast		Second	Dayton, Ohio	DePaul (1)	W 49-48
	March 20	Mideast		Regional Semifinal	Bloomington, Ind.	Boston College (5)	W 42-41
	March 22	Mideast		Regional Final	Bloomington, Ind.	Indiana (3)	L 78-46
1982	March 12	East	6	First	Uniondale, N.Y.	Northeastern (11)	L 63-62
1986	March 14	East	6	First	Syracuse, N.Y.	Richmond (11)	W 60-59
	March 16	East		Second	Syracuse, N.Y.	Cleveland State (14)	L 75-69
1997	March 13	West	4	First	Salt Lake City, Utah	Pacific (13)	W 75-65
	March 15	West		Second	Salt Lake City, Utah	Boston College (5)	W 81-77 OT
	March 20	West		Regional Semifinal	San Jose, Calif.	Kentucky (1)	L 83-68
2001	March 15	West	9	First	San Diego, Calif.	Georgia Tech (8)	W 66-62
	March 17	West		Second	San Diego, Calif.	Stanford (1)	L 90-83
2003	March 21	East	7	First	Tampa, Fla.	Auburn (10)	L 65-63 OT
2004	March 18	East	1	First	Buffalo, N.Y.	Liberty (16)	W 82-63
	March 20	East		Second	Buffalo, N.Y.	Texas Tech (8)	W 70-65
	March 25	East		Regional Semifinal	East Rutherford, N.J.	Wake Forest (4)	W 84-80
	March 27	East		Regional Final	East Rutherford, N.J.	Oklahoma State (2)	L 64-62
2008	March 21	East	11	First	Birmingham, Ala.	Oklahoma (6)	L 72-64


NCAA Tournament  
Coaching Records

Jack Ramsay	8-11 (7 years)
Phil Martelli	6-5 (5 years)
Jim Lynam	3-1 (1 year)
Jim Boyle	1-2 (2 years)
Jack McKinney	0-4 (4 years)

NCAA Tournament  
Coaching Records

Jack Ramsay	8-11 (7 years)
Phil Martelli	6-5 (5 years)
Jim Lynam	3-1 (1 year)
Jim Boyle	1-2 (2 years)
Jack McKinney	0-4 (4 years)





## LANGSTON GALLOWAY

Senior • Guard • 6-2  
Baton Rouge, La.  
Christian Life Academy

Atlantic 10 All-Conference First Team  
Atlantic 10 All-Championship Team



Overall Stats: 17.5 ppg, 4.3 rpg, 1.5 apg  
Atlantic 10 Stats: 16.8 ppg, 4.3 rpg, 1.7 apg

### 2013-14:

- 13 games with 20+ pts; double-figures in all but five games this season
- Averaged 22.7 ppg and 4.3 3FG/game through Atlantic 10 Championship
- Hit 31 pts including game-winning 3FG vs. Dayton in A-10 quarterfinals
- Hit team-high 27 points (7-of-14 FG) against La Salle
- Notched team-high 27 pts (8-of-19 FG) and 8 boards at St. Bonaventure
- Hit career-high 33 points (10-of-15 3FG) in win over Fordham
- Broke SJU's single-game three-point record with 10 against Fordham
- Named Big 5 Player of the Week twice (2/17, 1/20)
- Hit game-high 18 points (5-of-12 FG) in win over La Salle
- Posted 24 points (8-of-14 FG) for ninth 20-plus point game vs. VCU
- Hit game-winning 3FG with 1.6 seconds left at Dayton
- At Richmond, became SJU's all-time leader in career 3FG (295)
- Posted 20 points (6-of-7 3FG) for eighth 20-plus point game at Penn
- Hit game-high 26 pts (10-of-15 FG) against Duquesne
- Recorded 20 points on career-high 9-of-11 FT at George Mason
- Netted 18 points (7-of-14 FG) at #19 Massachusetts
- Hit game-high 20 points with six 3FG against Binghamton
- Recorded team-high 18 points (6-of-12 FG) against Villanova
- Hit game-high 24 points (6-of-12 3FG) at Temple
- Hit 27 points (6-of-10 3FG) against Siena
- Scored 21 points (6-of-14 FG) in season-opening win over Vermont
- Team captain


### High School/Personal:

- Two-time District 7 1-A Player of the Year
- Nephew of SJU assistant coach Geoff Arnold
- Sports marketing major who earned his degree in December

### 2013-14 Game-by-Game

OPPONENT	MIN	FG-A	3PT-A	FT-A	OR	DR	TR	F	A	TO	BL	S	PT
Vermont*	38	6-14	3-7	6-8	1	2	3	3	0	2	0	0	21
Marist*	24	6-8	3-5	5-5	1	7	8	3	3	0	0	0	20
Creighton*	37	4-11	2-5	4-4	2	1	3	0	0	0	0	1	14
LSU*	30	3-9	0-4	2-4	3	2	5	2	1	0	0	1	8
Siena*	35	8-14	6-10	5-6	1	6	7	4	3	1	1	5	27
Washington State*	37	4-13	3-7	2-4	0	2	2	3	1	0	1	0	13
Temple*	35	8-16	6-12	2-2	1	3	4	4	0	0	0	0	24
#14 Villanova*	37	6-16	2-8	4-4	0	7	7	3	1	1	2	0	18
Drexel*	38	4-12	1-5	2-2	1	2	3	1	2	1	1	2	11
Loyola-Md.*	33	5-13	4-9	0-0	0	4	4	2	0	1	0	0	14
Boston University*	39	4-9	1-3	7-8	1	2	3	2	4	0	1	2	16
Binghamton*	25	7-13	6-9	0-0	0	7	7	2	0	0	0	1	20
Denver*	40	5-13	2-4	2-2	1	6	7	2	0	3	0	1	14
#19 Massachusetts*	40	7-14	3-8	1-2	2	3	5	2	3	1	0	1	18
George Mason*	39	4-9	3-6	9-11	1	5	6	3	3	3	0	2	20
Duquesne*	28	10-15	6-10	0-0	0	4	4	1	2	1	0	0	26
Penn*	27	7-10	6-7	0-0	0	4	4	1	2	1	0	1	20
Rhode Island*	40	3-10	1-4	8-10	1	3	4	3	0	1	2	3	15
Richmond*	39	5-17	3-9	0-0	1	0	1	3	1	0	1	1	13
Dayton*	35	4-9	3-7	1-2	0	4	4	3	2	0	0	1	12
#21 UMass*	26	2-7	0-3	3-7	0	3	3	4	0	1	0	0	7
#13 Saint Louis*	39	3-13	0-4	0-0	3	3	6	1	2	1	2	2	6
VCU*	39	8-14	3-8	5-6	2	4	6	2	1	1	0	1	24
La Salle*	39	5-12	2-7	6-6	1	3	4	2	1	0	0	0	18
Rhode Island*	40	2-12	1-6	1-2	0	3	3	1	1	0	1	2	6
Fordham*	37	11-18	10-15	1-1	1	3	4	2	1	0	1	0	33
Dayton*	37	3-9	1-4	0-0	1	3	4	0	2	0	1	2	7
St. Bonaventure*	40	8-19	3-10	8-9	2	6	8	3	4	1	1	1	27
George Washington*	40	3-13	2-9	2-2	0	3	3	3	4	0	0	1	10
La Salle*	39	7-14	5-9	8-8	0	3	3	4	0	3	1	0	27
Dayton (A-10 Tour.)*	40	9-16	6-11	7-7	0	1	1	2	2	0	0	2	31
St. Bona. (A-10 Tour.)*	33	6-12	2-4	4-4	0	2	2	4	3	1	0	2	18
#23 VCU (A-10 Tour.)*	40	5-11	5-8	4-6	0	4	4	3	1	2	1	0	19
#18 UConn (NCAATour.)													

\* Denotes game started



## HALIL KANACEVIC

Senior • Forward • 6-8  
Staten Island, N.Y.  
Curtis

Atlantic 10 All-Conference Second Team  
A-10 Championship Most Outstanding Player  
Atlantic 10 All-Championship Team



Overall Stats: 10.7 ppg, 8.8 rpg, 4.4 apg  
Atlantic 10 Stats: 11.3 ppg, 8.2 rpg, 4.1 apg

### 2013-14:

- Averaged 15.3 ppg and 14.3 rpg through Atlantic 10 Championship
- Has registered double-figures in rebounds in last four consecutive games
- Recorded 10 pts, 8 assists, 8 rebs, and 4 blocks in win over Dayton
- Hit 12 points (5-of-9 FG) and grabbed nine boards at Rhode Island
- Notched 10 points, six rebounds, six assists, and four blocks at La Salle
- Had 7 points, 10 rebounds, and 7 assists in win over VCU
- Posted nine points and nine rebounds against #13 Saint Louis
- Named Big 5 Player of the Week three times (2/3, 1/13, 12/23)
- Notched 18 points (7-of-11 FG) in win over #21 UMass
- Scored 1,000th point of collegiate career and grabbed 11 rebs at Dayton
- Posted game-high 21 pts (9-of-13 FG) and career-high 19 rebs at Richmond
- Matched career highs with 15 rebs and 12 assists at Penn
- Netted game-high 23 points (9-of-15 FG) at George Mason
- Posted third double-double (10pts, 13 rebs) at #19 Massachusetts
- Posted career-high 27 points (12-of-13 FG) and 14 rebs against Drexel
- Hit 11 points (3-of-9 FG) and pulled down nine boards at Temple
- Recorded 10 rebounds and 10 assists vs. Creighton
- Posted 12 pts, 11 rebs, and 8 assists in win over Marist
- Team captain

### High School/Personal:


- Changed his number to 45 (from 21) for this season to honor his uncle who passed away in 2013 at the age of 45
- Member of the 2010 CAA All-Rookie Team while at Hofstra
- PSAL Class A Player of the Year
- Communications major who earned his degree in December

### 2013-14 Game-by-Game

OPPONENT	MIN	FG-A	3PT-A	FT-A	OR	DR	TR	F	A	TO	BL	S	PT
Vermont*	20	0-1	0-0	2-2	1	6	7	5	3	3	0	1	2
Marist*	29	4-7	0-1	4-4	2	9	11	2	8	5	3	1	12
Creighton*	28	1-6	1-5	2-2	1	9	10	5	10	1	2	0	5
LSU*	31	4-9	0-1	4-6	1	2	3	4	1	2	1	4	12
Siena*	36	4-8	0-0	3-5	1	5	6	4	2	4	1	0	11
Washington State*	34	3-5	0-0	1-1	3	5	8	3	3	4	2	0	7
Temple*	28	3-9	0-1	5-8	3	6	9	4	2	3	0	0	11
#14 Villanova*	26	3-9	0-1	4-5	2	2	4	5	2	2	0	1	10
Drexel*	31	12-13	1-1	2-4	2	12	14	4	4	1	2	0	27
Loyola-Md.*	33	3-7	0-0	1-2	3	5	8	3	6	3	1	1	7
Boston University	34	3-4	0-0	0-0	3	5	8	4	7	3	2	0	6
Binghamton*	20	0-2	0-0	0-2	2	6	8	2	7	1	1	1	0
Denver*	30	3-4	0-0	2-7	4	2	6	4	0	4	4	0	8
#19 Massachusetts*	40	6-9	2-3	5-8	1	12	13	4	6	5	1	1	19
George Mason*	40-	9-15	0-1	5-6	1	6	7	2	1	3	0	2	23
Duquesne*	27	3-4	2-2	0-3	0	4	4	1	5	5	0	2	8
Penn*	30	4-9	1-2	0-0	3	12	15	3	12	2	1	0	9
Rhode Island*	27	4-6	0-1	3-6	1	4	5	5	3	3	2	0	11
Richmond*	40	9-13	1-2	2-6	6	13	19	4	3	4	1	0	21
Dayton*	40	4-9	0-2	0-4	0	11	11	4	3	3	2	1	8
#21 UMass*	40	7-11	1-1	3-6	4	2	6	4	5	1	0	1	18
#13 Saint Louis*	39	3-7	0-1	3-4	4	5	9	4	2	5	2	0	9
VCU*	40	3-9	1-2	0-0	3	7	10	4	7	2	2	2	7
La Salle*	33	4-6	1-2	1-2	0	6	6	3	6	3	4	1	10
Rhode Island*	28	5-9	0-1	2-4	2	7	9	4	4	2	0	0	12
Fordham*	28	4-4	0-0	2-2	1	6	7	3	5	4	3	1	10
Dayton*	36	3-5	1-2	3-5	1	7	8	3	8	1	4	1	10
St. Bonaventure*	19	2-2	1-1	0-0	0	4	4	5	5	2	5	0	5
George Washington*	13	2-4	0-0	0-0	1	0	1	5	0	0	1	0	4
La Salle*	36	3-8	0-3	0-1	3	9	12	3	3	4	1	0	6
Dayton (A-10 Tour.)*	35	3-12	1-4	2-3	4	8	12	4	3	2	0	0	9
St. Bona. (A-10 Tour.)*	39	8-12	2-4	8-12	2	15	17	3	4	4	1	2	26
#23 VCU (A-10 Tour.)*	40	5-10	1-2	0-0	1	13	14	4	4	4	2	0	11
#18 UConn (NCAATour.)													

\* Denotes game started





## COLIN KELLY

Senior • Forward • 6-5  
West Deptford, N.J.  
Gloucester Catholic

Overall Stats: 0.3 ppg, 0.3 rpg, 0.0 apg  
Atlantic 10 Stats: 0.4 ppg, 0.4 rpg, 0.0 apg



### 2013-14:

- Saw action in win over St. Bonaventure in Atlantic 10 Semifinals
- Saw action in wins over Dayton, Fordham, and Penn
- Hit career-high two points in career-high five minutes vs. Duquesne
- Saw action at George Mason and #19 Massachusetts
- Scored first collegiate point in win over Binghamton
- Saw action in win over Siena
- Grabbed one rebound in career-high four minutes in win over Marist


### High School/Personal:

- Al Carino Club South Jersey All-Star selection
- Averaged 15.0 points and 8.0 rebounds per game as a senior at Gloucester Catholic
- Business major

### 2013-14 Game-by-Game

OPPONENT	MIN	FG-A	3PT-A	FT-A	OR	DR	TR	F	A	TO	BL	S	PT
Vermont				Did not play									
Marist	4	0-0	0-0	0-0	1	0	1	0	0	0	0	0	0
Creighton				Did not play									
LSU				Did not play									
Siena	1	0-0	0-0	0-0	0	0	0	1	0	0	0	0	0
Washington State				Did not play									
Temple				Did not play									
#14 Villanova				Did not play									
Drexel				Did not play									
Loyola-Md.				Did not play									
Boston University				Did not play									
Binghamton	3	0-0	0-0	1-2	0	0	0	0	0	0	0	0	1
Denver				Did not play									
#19 Massachusetts	0+	0-0	0-0	0-0	0	1	1	0	0	0	0	0	0
George Mason	0+	0-0	0-0	0-0	0	0	0	0	0	0	0	0	0
Duquesne	5	1-2	0-0	0-0	1	0	1	1	0	1	1	0	2
Penn	3	0-1	0-1	0-0	0	0	0	0	0	0	0	0	0
Rhode Island				Did not play									
Richmond				Did not play									
Dayton				Did not play									
#21 UMass				Did not play									
#13 Saint Louis				Did not play									
VCU				Did not play									
La Salle				Did not play									
Rhode Island				Did not play									
Fordham	1	0-0	0-0	0-0	0	0	0	0	0	0	0	0	0
Dayton	1	0-0	0-0	0-0	0	0	0	0	0	0	0	0	0
St. Bonaventure				Did not play									
George Washington				Did not play									
La Salle				Did not play									
Dayton (A-10 Tour.)				Did not play									
St. Bona. (A-10 Tour.)	1	0-0	0-0	0-0	0	0	0	1	0	0	0	0	0
#23 VCU (A-10 Tour.)				Did not play									
#18 UConn (NCAA Tour.)													

\* Denotes game started



## DARYUS QUARLES

Senior • Forward • 6-6  
Paulsboro, N.J.  
Paulsboro

Overall Stats: 2.5 ppg, 1.1 rpg, 0.3 apg  
Atlantic 10 Stats: 2.4 ppg, 1.3 rpg, 0.3 apg



### 2013-14:

- Saw action in wins over St. Bonaventure and #23 VCU at A-10 Championship
- Saw 18 minutes in win over Fordham
- Scored four points in seven minutes of action at Rhode Island
- Netted four points in 10 minutes of action against VCU
- Posted season-high nine points (3-of-3 FG) against Duquesne
- Saw season-high 25 minutes against Villanova
- Hit season-high eight points (3-of-6 FG) in win over Washington State
- Registered seven points (2-of-5 FG) in win over Siena
- Netted seven points (2-of-3 3FG) in win over Marist
- Scored five points (3-of-5 FT) in season-opening win over Vermont

### High School/Personal:


- All-South Jersey selection
- Management major

### 2013-14 Game-by-Game

OPPONENT	MIN	FG-A	3PT-A	FT-A	OR	DR	TR	F	A	TO	BL	S	PT
Vermont	14	1-2	0-1	3-5	2	2	4	4	0	0	0	0	5
Marist	20	2-5	2-3	1-2	1	0	1	2	0	1	0	2	7
Creighton	14	1-2	0-0	0-2	0	1	1	1	1	0	0	0	2
LSU	19	1-3	0-1	0-2	1	0	1	0	1	0	0	2	2
Siena	15	2-5	1-3	2-2	0	0	0	1	1	1	0	1	7
Washington State	19	3-6	1-3	1-2	0	2	2	1	2	0	0	0	8
Temple	16	1-5	0-3	0-0	1	2	3	1	1	1	0	0	2
#14 Villanova	25	2-8	0-2	0-1	0	0	0	2	0	1	1	1	4
Drexel	15	0-3	0-2	0-0	0	0	0	2	0	0	0	0	0
Loyola-Md.	10	0-2	0-2	0-0	0	0	0	1	0	0	0	0	0
Boston University	14	0-2	0-2	0-0	2	1	3	0	0	1	0	0	0
Binghamton	7	0-2	0-1	0-0	0	0	0	1	0	1	0	1	0
Denver				Did not play									
#19 Massachusetts				Did not play									
George Mason	6	0-0	0-0	0-0	0	3	3	1	0	1	0	0	0
Duquesne	17	3-3	2-2	1-1	0	4	4	1	2	3	0	0	9
Penn	11	1-4	0-0	0-0	0	0	0	0	0	0	0	0	2
Rhode Island				Did not play									
Richmond	0+	0-0	0-0	0-0	0	0	0	0	0	0	0	0	0
Dayton	4	0-0	0-0	0-0	0	0	0	1	0	0	0	0	0
#21 UMass				Did not play									
#13 Saint Louis				Did not play									
VCU	10	1-2	0-1	2-2	0	0	0	1	0	0	0	0	4
La Salle				Did not play									
Rhode Island	7	1-1	0-0	2-2	0	1	1	0	0	0	0	0	4
Fordham	18	0-2	0-2	0-0	0	1	1	2	0	0	0	0	0
Dayton	6	1-1	0-0	0-0	0	1	1	0	0	1	0	0	2
St. Bonaventure				Did not play									
George Washington				Did not play									
La Salle				Did not play									
Dayton (A-10 Tour.)				Did not play									
St. Bona. (A-10 Tour.)	1	0-0	0-0	0-0	0	0	0	0	0	0	0	0	0
#23 VCU (A-10 Tour.)	4	0-0	0-0	0-0	0	0	0	0	0	0	0	0	0
#18 UConn (NCAA Tour.)													

\* Denotes game started





## RONALD ROBERTS, JR.

Senior • Forward • 6-8

Bayonne, N.J.

Saint Peter's Prep

Atlantic 10 All-Conference Third Team  
Atlantic 10 All-Championship Team



**Overall Stats:** 14.4 ppg, 7.4 rpg, 1.4 bpg  
**Atlantic 10 Stats:** 14.1 ppg, 6.9 rpg, 1.7 bpg

### 2013-14:

- Averaged 12.7 ppg and 8.7 rpg through Atlantic 10 Championship
- Registered perfect 6-of-6 FG shooting in A-10 title win over #23 VCU
- Hit 16 points (7-of-8 FG) and eight rebounds at George Washington
- Twice named Atlantic 10 Co-Player of the Week (3/3, 12/2)
- Twice named Big 5 Player of the Week (3/3, 12/30)
- Notched game-high 22 points (8-of-11 FG) in win over Dayton
- Registered 18 points (7-of-12 FG) and nine boards at Rhode Island
- Boasted game-high 19 pts (6-of-10 FG) and nine rebs vs. #13 Saint Louis
- Notched 17 points on season-high 9-of-12 FT in win over #21 UMass
- Led all scorers with 20 points (7-of-9 FG) against Rhode Island
- Left UMass game early and missed next two games due to back spasms
- Pulled down season- and game-high 15 boards in win over Denver
- Hit 19 points (7-of-14 FG) in win over Boston University
- Scored team-high 20 points in win over Loyola
- Old Spice Classic All-Tournament Team selection
- Posted double-double (21 pts, 10 rebs) against Washington State
- Hit 19 points (9-of-13 FG) in win over Siena
- Scored 1,000th career point with 21-point effort against LSU
- Notched double-double (16 pts, 10 rebs) in win over Marist
- Hit 21 pts (8-of-13 FG) and 9 rebs in season-opening win over Vermont
- Team captain


### High School/Personal:

- All-State Third Team selection
- Father (Ronald, Sr.) played basketball at the University of Oklahoma from 1985 to 1987 while mother (Dania) was a member of the Dominican Republic's National Team
- Sociology major

## 2013-14 Game-by-Game

OPPONENT	MIN	FG-A	3PT-A	FT-A	OR	DR	TR	F	A	TO	BL	S	PT
Vermont*	35	8-13	0-0	5-7	3	6	9	4	0	4	1	0	21
Marist*	25	7-12	0-0	2-5	3	7	10	0	2	2	0	0	16
Creighton*	32	4-6	0-0	5-5	3	1	4	3	1	1	0	0	13
LSU*	34	9-13	0-0	3-5	1	6	7	3	1	3	2	0	21
Siena*	29	9-13	0-0	1-2	2	2	4	1	0	1	1	1	19
Washington State*	30	8-12	0-0	5-9	4	6	10	1	0	1	2	0	21
Temple*	37	5-13	0-0	3-3	5	3	8	4	0	5	2	1	13
#14 Villanova*	30	4-5	0-0	4-6	2	6	8	3	0	1	0	0	12
Drexel*	25	4-8	0-0	0-4	3	4	7	5	2	3	1	0	8
Loyola-Md.*	30	6-10	0-0	8-13	2	2	4	2	4	0	1	0	20
Boston University*	38	7-14	0-0	5-7	2	6	8	1	2	2	1	0	19
Binghamton*	21	3-6	0-0	2-2	2	6	8	0	2	1	0	0	8
Denver*	37	4-11	0-0	1-2	8	7	15	3	2	2	1	4	9
#19 Massachusetts*	22	1-4	0-0	2-2	1	1	2	1	3	3	2	0	4
George Mason													
Duquesne													
Penn*	20	4-6	0-0	2-4	1	3	4	0	1	2	0	0	10
Rhode Island*	37	7-9	0-0	6-12	5	4	9	3	1	3	3	0	20
Richmond*	31	2-7	0-0	1-2	2	2	4	4	1	1	0	0	5
Dayton*	39	4-7	0-0	4-6	3	3	6	5	0	2	2	1	12
#21 UMass*	38	4-9	0-0	9-12	2	4	6	2	2	0	1	0	17
#13 Saint Louis*	39	6-10	0-0	7-14	3	6	9	3	0	4	4	1	19
VCU*	36	3-7	0-0	3-5	4	5	9	2	1	4	2	0	9
La Salle*	37	5-9	0-0	5-6	1	3	4	2	1	1	3	0	15
Rhode Island*	40	7-12	0-0	4-6	0	9	9	4	2	1	0	1	18
Fordham*	29	4-4	0-0	5-8	3	6	9	0	3	5	1	0	13
Dayton*	34	8-11	0-0	6-10	0	7	7	1	0	1	2	0	22
St. Bonaventure*	38	7-8	0-0	1-2	2	4	6	5	1	4	2	2	15
George Washington*	36	7-8	0-0	2-6	4	4	8	4	2	0	2	0	16
La Salle*	37	6-14	0-0	1-5	6	2	8	3	4	1	0	0	13
Dayton (A-10 Tour.)*	38	5-8	0-0	1-7	3	4	7	1	1	2	2	0	11
St. Bona. (A-10 Tour.)*	32	4-6	0-0	4-4	3	5	8	4	2	1	2	0	12
#23 VCU (A-10 Tour.)*	37	6-6	0-0	3-5	4	7	11	3	0	0	2	0	15
#18 UConn (NCAA Tour.)													

\* Denotes game started



## ERIC KINDLER

Junior • Forward • 6-5

Mechanicsburg, Pa.

Trinity



**Overall Stats:** 0.0 ppg, 0.7 rpg, 0.2 apg  
**Atlantic 10 Stats:** 0.0 ppg, 0.0 rpg, 0.0 apg

### 2013-14:

- Saw action in win over St. Bonaventure in Atlantic 10 Semifinals
- Saw action in wins over Fordham, Penn, and Duquesne
- Tied career high with two rebounds against Binghamton
- Grabbed first two collegiate rebounds in win over Marist

### At Canisius (2010-11):

- Played in 13 games with one start

### High School/Personal:


- Made the Hawks' squad as a walk-on in 2012-13
- Pennsylvania All-State honoree and three-time All-District III First Team selection
- Brother, Nick, is a senior on the West Virginia football team
- Theology major who earned his degree in December

## 2013-14 Game-by-Game

OPPONENT	MIN	FG-A	3PT-A	FT-A	OR	DR	TR	F	A	TO	BL	S	PT
Vermont													
Marist	1	0-0	0-0	0-0	1	1	2	0	0	0	0	0	0
Creighton													
LSU													
Siena													
Washington State													
Temple													
#14 Villanova													
Drexel													
Loyola-Md.													
Boston University													
Binghamton	3	0-1	0-1	0-0	0	2	2	1	0	0	0	1	0
Denver													
#19 Massachusetts													
George Mason													
Duquesne	2	0-0	0-0	0-1	0	0	0	0	0	0	1	0	0
Penn	3	0-1	0-0	0-0	0	0	0	0	0	0	1	0	0
Rhode Island													
Richmond													
Dayton													
#21 UMass													
#13 Saint Louis													
VCU													
La Salle													
Rhode Island													
Fordham	1	0-0	0-0	0-0	0	0	0	0	0	0	0	0	0
Dayton													
St. Bonaventure													
George Washington													
La Salle													
Dayton (A-10 Tour.)													
St. Bona. (A-10 Tour.)	1	0-0	0-0	0-0	0	0	0	0	0	1	0	0	0
#23 VCU (A-10 Tour.)													
#18 UConn (NCAA Tour.)													

\* Denotes game started





## EVAN MASCHMEYER

Junior • Guard • 6-3

Jeffersonville, Ind.

Jeffersonville

Overall Stats: 1.1 ppg, 0.5 rpg, 0.4 apg

Atlantic 10 Stats: 0.3 ppg, 0.6 rpg, 0.2 apg



### 2013-14:

- Saw action in win over St. Bonaventure in Atlantic 10 Semifinals
- Dished out an assist against Dayton
- Pulled down a rebound against Fordham
- Pulled down two rebounds in two minutes against VCU
- Notched three points in win over Duquesne
- Saw action at George Mason
- Posted career-high seven points against Binghamton
- Scored four points on career-high 4-of-4 FT in win over Siena
- Notched two points and two rebounds against LSU
- Scored three points in win over Marist
- Dished out an assist in season-opening win over Vermont

### High School/Personal:

- Three-time All-Conference and All-Area selection
- Finance major

### 2013-14 Game-by-Game

OPPONENT	MIN	FG-A	3PT-A	FT-A	OR	DR	TR	F	A	TO	BL	S	PT
Vermont	2	0-0	0-0	0-0	0	0	0	0	1	0	0	0	0
Marist	12	1-4	0-0	1-2	0	0	0	1	0	1	0	0	3
Creighton													
LSU	7	1-4	0-1	0-1	2	0	2	2	1	1	0	0	2
Siena	14	0-2	0-1	4-4	1	0	1	0	1	0	0	0	4
Washington State	4	0-1	0-1	0-0	0	1	1	0	0	0	0	1	0
Temple	2	0-0	0-0	0-0	0	0	0	0	0	0	0	0	0
#14 Villanova	9	1-2	0-0	2-2	0	0	0	1	1	0	0	0	4
Drexel	2	0-0	0-0	0-0	0	0	0	0	0	0	0	0	0
Loyola-Md.	15	1-3	0-2	0-0	0	0	0	2	2	1	0	0	2
Boston University	4	0-0	0-0	0-0	0	0	0	0	0	0	0	0	0
Binghamton	13	2-3	2-3	1-2	0	2	2	1	0	4	0	0	7
Denver													
#19 Massachusetts													
George Mason	3	0-0	0-0	0-0	0	0	0	0	0	0	0	0	0
Duquesne	14	1-4	1-1	0-0	0	1	1	3	1	2	0	0	3
Penn	7	0-0	0-0	0-0	0	0	0	0	0	2	0	0	0
Rhode Island	1	0-0	0-0	0-0	0	0	0	0	0	0	0	0	0
Richmond													
Dayton													
#21 UMass	1	0-0	0-0	0-0	0	1	1	0	0	0	0	0	0
#13 Saint Louis													
VCU	2	0-0	0-0	0-0	0	2	2	1	0	0	0	0	0
La Salle	1	0-0	0-0	0-0	0	0	0	0	0	0	0	0	0
Rhode Island	0+	0-0	0-0	0-0	0	0	0	0	0	0	0	0	0
Fordham	5	0-1	0-1	0-0	1	0	1	0	0	1	0	0	0
Dayton	3	0-1	0-0	0-0	0	0	0	0	1	1	0	0	0
St. Bonaventure													
George Washington													
La Salle													
Dayton (A-10 Tour.)													
St. Bona. (A-10 Tour.)	1	0-1	0-0	0-0	0	0	0	0	0	0	0	0	0
#23 VCU (A-10 Tour.)													
#18 UConn (NCAATour.)													

\* Denotes game started



## PAPA NDAO

Junior • Forward • 6-8

Dakar, Senegal

Montverde Academy (Fla.)

Overall Stats: 2.6 ppg, 1.3 rpg, 0.6 apg

Atlantic 10 Stats: 3.5 ppg, 1.6 rpg, 0.9 apg



### 2013-14:

- Saw action in all three Atlantic 10 Championship games
- Hit two 3FG in 16 minutes in win over Dayton
- Missed game against VCU due to the flu
- Posted five points (2-of-2 FG, 1-of-1 3FG) against #13 Saint Louis
- Hit nine points on perfect 3-of-3 3FG at Penn
- Pulled down career-high seven rebs and hit five points vs. Duquesne
- Hit career-high 13 points (4-of-4 FG, 3-of-3 3FG) in career-high 37 minutes in first start of season at George Mason
- Recorded season-high 4 rebs in season-high 12 minutes against Drexel
- Had five points (1-of 3 3FG) and grabbed a rebound against LSU
- Scored two points against Creighton

### High School/Personal:


- Member of the runner-up team in the ESPN-RISE National High School Invitational
- Interdisciplinary health studies major

### 2013-14 Game-by-Game

OPPONENT	MIN	FG-A	3PT-A	FT-A	OR	DR	TR	F	A	TO	BL	S	PT
Vermont													
Marist	7	0-2	0-2	0-1	0	0	0	0	0	0	0	0	0
Creighton	3	1-1	0-0	0-0	0	1	1	2	0	0	0	0	2
LSU	5	1-3	1-3	2-2	1	0	1	0	0	0	0	0	5
Siena	5	0-0	0-0	0-0	1	1	2	1	0	1	0	0	0
Washington State													
Temple	3	0-0	0-0	0-0	1	0	1	1	0	1	0	0	0
#14 Villanova	3	0-0	0-0	0-0	0	0	0	2	0	1	0	0	0
Drexel	12	0-0	0-0	0-0	1	3	4	2	1	2	0	1	0
Loyola-Md.	5	0-0	0-0	4-4	0	1	1	0	0	0	0	0	4
Boston University	3	0-0	0-0	2-2	0	1	1	0	0	0	0	0	2
Binghamton	17	1-1	1-1	0-0	0	2	2	0	1	0	0	0	3
Denver	12	0-0	0-0	0-0	0	0	0	0	1	0	0	0	0
#19 Massachusetts	12	0-2	0-2	0-0	1	2	3	4	1	3	0	0	0
George Mason*	37	4-4	3-3	2-2	0	2	2	2	2	2	2	1	13
Duquesne*	26	2-3	1-2	0-0	0	7	7	2	1	1	1	0	5
Penn	18	3-3	3-3	0-0	0	2	2	0	2	0	0	0	9
Rhode Island	18	1-3	0-2	0-0	1	2	3	1	0	0	0	0	2
Richmond	12	1-3	0-1	0-0	1	0	1	4	1	0	0	0	2
Dayton	9	1-1	0-0	0-0	0	1	1	0	0	0	0	1	2
#21 UMass	16	1-3	1-1	2-2	0	0	0	1	2	0	0	0	5
#13 Saint Louis	20	2-2	1-1	0-0	0	1	1	1	0	1	0	1	5
VCU													
La Salle	13	1-3	1-1	0-0	1	1	2	0	1	0	0	1	3
Rhode Island	17	1-5	1-5	0-0	0	0	0	1	1	0	0	0	3
Fordham	14	1-2	1-2	0-0	0	0	0	1	2	1	0	1	3
Dayton	16	2-4	2-3	0-0	0	0	0	1	1	0	0	0	6
St. Bonaventure	15	1-2	1-2	0-0	0	2	2	4	1	2	0	1	3
George Washington	9	0-1	0-1	0-0	0	1	1	2	0	1	0	0	0
La Salle	5	0-0	0-0	0-0	1	0	1	1	0	0	0	0	0
Dayton (A-10 Tour.)	10	0-3	0-3	0-0	0	0	0	3	0	0	0	0	0
St. Bona. (A-10 Tour.)	10	1-4	0-1	0-0	0	1	1	2	1	1	0	1	2
#23 VCU (A-10 Tour.)	3	0-1	0-1	0-0	0	0	0	0	0	0	0	0	0
#18 UConn (NCAATour.)													

\* Denotes game started





## CHRIS WILSON

Junior • Guard • 6-3

Fayetteville, N.C.

Terry Sanford

Overall Stats: 9.0 ppg, 3.6 rpg, 2.8 apg

Atlantic 10 Stats: 8.9 ppg, 3.8 rpg, 3.0 apg



## ISAIAH MILES

Sophomore • Forward • 6-7

Baltimore, Md.

Milford Mill

Overall Stats: 3.0 ppg, 1.7 rpg, 0.3 bpg

Atlantic 10 Stats: 2.2 ppg, 1.6 rpg, 0.3 bpg



### 2013-14:

- Averaged 4.3 rebounds per game through Atlantic 10 Championship
- Posted 14 points (3-of-5 3FG) at George Washington
- Hit career-high 20 pts (8-of-8 FG, 3-of-3 3FG) in win over Dayton
- Notched nine pts (6-of-8 FT) and dished out 4 assists against Fordham
- Posted 15 points (5-of-9 FG) in win at Dayton
- Hit 13 points (5-of-10 FG) in win at Penn
- Posted 16 pts (5-of-7 FG) and season-high eight assists vs. Duquesne
- Dished out game-high five assists at George Mason
- Hit double figures in four straight games from 12/18 through 12/31
- Tied career high with 19 points (7-of-14 FG) against Boston University
- Tallied 13 points in win over Binghamton
- Scored 17 points (3-of-4 3FG) at Loyola
- Netted 11 points (3-of-6 FG) and posted five rebounds against Drexel
- Posted eight pts (2-of-2 FG), five assists, and three rebs against Siena
- Had 18 points (tied career-high with 6-of-11 3FG) against Creighton
- Scored eight points (3-of-9 FG) in season-opening win over Vermont

### High School/Personal:

- Two-time Associated Press All-State Selection
- 2011 Player of the Year for District 4, the Cape Fear Region and the Mid-South Conference
- Social sciences major

### 2013-14 Game-by-Game

OPPONENT	MIN	FG-A	3PT-A	FT-A	OR	DR	TR	F	A	TO	BL	S	PT
Vermont*	34	3-9	0-2	2-2	0	2	2	0	2	1	0	0	8
Marist*	27	2-5	1-2	0-0	0	3	3	0	1	0	0	0	5
Creighton*	33	6-11	6-11	0-0	0	3	3	4	3	2	0	1	18
LSU*	29	3-7	1-3	0-4	1	3	4	0	1	2	0	0	7
Siena*	25	2-2	1-1	3-6	0	3	3	1	5	3	0	2	8
Washington State*	32	1-5	0-2	0-0	1	5	6	1	4	1	0	0	2
Temple*	32	3-10	0-6	1-1	1	2	3	3	5	1	0	0	7
#14 Villanova*	19	1-6	0-2	1-2	1	3	4	1	3	1	1	0	3
Drexel*	33	3-6	1-3	4-7	0	5	5	1	0	1	0	0	11
Loyola-Md.*	29	4-5	3-4	6-6	1	2	3	0	3	3	0	0	17
Boston University*	37	7-14	3-6	2-4	0	1	1	0	1	3	0	0	19
Binghamton*	27	5-9	3-6	0-0	0	2	2	0	3	0	0	0	13
Denver*	38	2-5	1-1	4-5	0	3	3	0	2	2	0	3	9
#19 Massachusetts*	37	2-7	1-4	0-1	0	1	1	2	1	1	0	1	5
George Mason*	35	4-9	1-4	0-0	0	4	4	0	5	5	2	1	9
Duquesne*	26	5-7	4-6	2-2	2	2	4	0	8	1	0	0	16
Penn*	31	5-10	3-6	0-0	0	4	4	0	5	1	0	0	13
Rhode Island*	38	1-8	0-4	0-2	1	2	3	0	6	3	0	2	2
Richmond*	35	4-11	2-5	0-0	3	5	8	2	2	1	0	0	10
Dayton*	38	5-9	3-6	2-2	0	1	1	1	2	4	1	2	15
#21 UMass*	39	4-9	2-4	2-3	0	6	6	3	2	4	0	1	12
#13 Saint Louis*	31	1-8	0-5	3-4	0	3	3	1	1	4	0	3	5
VCU*	34	2-12	1-6	2-2	0	3	3	1	1	3	1	0	7
La Salle*	34	4-7	1-3	1-2	0	3	3	2	3	2	0	1	10
Rhode Island*	40	1-3	0-1	0-0	0	3	3	1	2	2	0	0	2
Fordham*	31	1-5	1-4	6-8	0	4	4	0	4	1	0	0	9
Dayton*	35	8-8	3-3	1-1	0	2	2	0	3	1	0	1	20
St. Bonaventure*	37	1-5	0-3	2-2	1	4	5	0	3	2	0	1	4
George Washington*	40	3-10	3-5	5-6	1	5	6	2	2	1	0	2	14
La Salle*	39	1-9	0-6	0-0	0	4	4	4	3	2	0	0	2
Dayton (A-10 Tour.)*	38	1-5	0-2	2-2	0	6	6	1	3	0	0	1	4
St. Bona. (A-10 Tour.)*	39	1-4	1-2	1-4	0	2	2	4	2	1	1	1	4
#23 VCU (A-10 Tour.)*	38	3-11	0-3	1-3	1	4	5	2	0	2	0	1	7
#18 UConn (NCAA Tour.)													

\* Denotes game started

### 2013-14:

- Saw action in Atlantic 10 Quarterfinal and Semifinal
- Notched 5 pts and 5 rebs in season-high 22 min. at George Washington
- Posted 11 pts (3-of-5 FG) and four rebounds at St. Bonaventure
- Hit four points (2-of-3 FG) and grabbed three rebs against Fordham
- Notched six points (2-of-4 3FG) in win at Penn
- Missed three games from 1/8 through 1/15 due to concussion
- Scored 11 points in career-high 20 minutes against Binghamton
- Hit career-high 17 points in 12 minutes (4-of-5 FG) at Loyola
- Posted eight points (2-of-3 3FG) against Washington State
- Notched five points against Creighton
- Hit six points in 19 minutes in season-opening win over Vermont

### High School/Personal:

- All-County honoree and two-time All-Metro First Team selection
- Led Glenelg Country School to MIAA-B Championship
- Business major

### 2013-14 Game-by-Game

OPPONENT	MIN	FG-A	3PT-A	FT-A	OR	DR	TR	F	A	TO	BL	S	PT
Vermont	19	2-4	1-2	1-2	3	1	4	3	1	1	2	1	6
Marist	9	1-3	0-2	0-0	2	0	2	4	1	0	0	0	2
Creighton	13	1-3	1-2	2-2	1	1	2	2	0	2	1	0	5
LSU	10	1-2	1-2	0-0	0	1	1	1	0	0	0	0	3
Siena	5	0-1	0-0	0-0	0	0	0	1	0	1	0	0	0
Washington State	16	3-5	2-3	0-0	0	1	1	1	0	0	0	1	8
Temple	12	0-3	0-1	0-0	1	1	2	2	1	0	0	0	0
#14 Villanova	16	0-4	0-4	0-0	0	2	2	2	0	1	1	0	0
Drexel	10	0-2	0-2	0-0	2	0	2	1	1	1	1	0	0
Loyola-Md.	12	4-5	1-1	8-8	1	2	3	0	0	0	1	1	17
Boston University	5	0-2	0-0	0-0	0	1	1	0	0	1	0	0	0
Binghamton	20	4-6	2-3	1-2	4	2	6	1	0	3	0	1	11
Denver	5	0-1	0-1	0-0	0	0	0	1	0	0	0	0	0
#19 Massachusetts													
George Mason													
Duquesne													
Penn	15	2-4	2-4	0-0	0	1	1	2	1	2	0	0	6
Rhode Island	4	1-2	0-1	0-0	0	0	0	0	0	0	2	0	2
Richmond	6	0-2	0-1	0-0	2	0	2	0	0	0	0	0	0
Dayton													
#21 UMass	4	0-1	0-1	1-2	0	0	0	0	0	0	0	0	1
#13 Saint Louis	6	0-1	0-1	0-0	0	2	2	0	0	0	0	0	0
VCU	4	0-0	0-0	0-0	0	0	0	0	0	0	0	0	0
La Salle	4	1-2	1-1	0-0	0	1	1	1	0	1	0	0	3
Rhode Island	2	0-1	0-1	0-0	1	0	1	0	0	0	0	0	0
Fordham	11	2-3	0-1	0-0	1	2	3	1	0	3	0	0	4
Dayton	3	0-1	0-1	0-0	0	0	0	2	0	0	0	0	0
St. Bonaventure	18	3-5	2-4	3-3	1	3	4	1	0	2	0	0	11
George Washington	22	2-6	1-5	0-0	1	4	5	2	3	0	0	0	5
La Salle	5	0-0	0-0	0-0	0	1	1	1	0	0	1	0	0
Dayton (A-10 Tour.)	2	0-0	0-0	0-0	0	1	1	0	0	1	0	0	0
St. Bona. (A-10 Tour.)	2	0-0	0-0	0-0	0	0	0	0	0	0	0	0	0
#23 VCU (A-10 Tour.)													
#18 UConn (NCAA Tour.)													

\* Denotes game started





## KYLE MOLOCK

Redshirt Freshman • Guard • 6-2  
Dublin, Ohio  
Dublin Coffman

Overall Stats: 0.3 ppg, 0.0 rpg, 0.1 apg  
Atlantic 10 Stats: 0.0 ppg, 0.0 rpg, 0.0 apg



### 2013-14:

- Will be sidelined for remainder of season after re-injuring right knee
- Saw action against Duquesne and Binghamton
- Scored first career points at Loyola
- Saw action against Drexel, Villanova, Siena, and LSU
- Dished out one assist in five minutes in collegiate debut against Marist

### High School/Personal:

- Sidelined for the season after re-tearing the ACL in his right knee
- Ranked Ohio's best point guard in Class of 2012
- Battled two knee injuries which shortened his high school career
- Political science major

### 2013-14 Game-by-Game

OPPONENT	MIN	FG-A	3PT-A	FT-A	OR	DR	TR	F	A	TO	BL	S	PT
Vermont				Did not play									
Marist	5	0-1	0-0	0-0	0	0	0	0	1	0	0	0	0
Creighton				Did not play									
LSU	3	0-0	0-0	0-0	0	0	0	0	0	0	0	0	0
Siena	1	0-0	0-0	0-0	0	0	0	0	0	0	0	0	0
Washington State				Did not play									
Temple				Did not play									
#14 Villanova	2	0-0	0-0	0-0	0	0	0	0	0	0	0	0	0
Drexel	2	0-0	0-0	0-0	0	0	0	0	0	0	0	0	0
Loyola-Md.	4	0-0	0-0	2-2	0	0	0	1	0	2	0	0	2
Boston University				Did not play									
Binghamton	5	0-0	0-0	0-1	0	0	0	1	0	1	0	0	0
Denver				Did not play									
#19 Massachusetts				Did not play									
George Mason				Did not play									
Duquesne	6	0-0	0-0	0-0	0	0	0	0	0	3	0	0	0
Penn				Injured									
Rhode Island				Injured									
Richmond				Injured									
Dayton				Injured									
#21 UMass				Injured									
#13 Saint Louis				Injured									
VCU				Injured									
La Salle				Injured									
Rhode Island				Injured									
Fordham				Injured									
Dayton				Injured									
St. Bonaventure				Injured									
George Washington				Injured									
La Salle				Injured									
Dayton (A-10 Tour.)				Injured									
St. Bona. (A-10 Tour.)				Injured									
#23 VCU (A-10 Tour.)				Injured									
#18 UConn (NCAA Tour.)													

\* Denotes game started



## JAVON BAUMANN

Redshirt Freshman • Center • 6-8  
Solms-Oberbiel, Germany  
Theodor-Heus School

Overall Stats: 1.5 ppg, 1.8 rpg, 0.2 apg  
Atlantic 10 Stats: 1.7 ppg, 1.5 rpg, 0.3 apg



### 2013-14:

- Saw action in win over St. Bonaventure in Atlantic 10 Semifinals
- Pulled down one rebound in each win over Dayton and Fordham
- Saw action against #13 Saint Louis
- Hit career-high 8 pts (4-of-5 FG) in career-high 20 min vs. Duquesne
- Saw action at George Mason and #19 Massachusetts
- Scored career-high six points (3-of-3 FG) against Binghamton
- Saw action against Drexel and Villanova
- Pulled down two boards in win over Siena
- Scored five points and grabbed six rebounds in win over Marist
- Saw six minutes of action in season-opening win over Vermont

### High School/Personal:

- Played for the Licher Baeren team in Germany's Pro-B League
- Food marketing major

### 2013-14 Game-by-Game

OPPONENT	MIN	FG-A	3PT-A	FT-A	OR	DR	TR	F	A	TO	BL	S	PT
Vermont	6	0-1	0-0	0-0	0	1	1	0	1	0	0	1	0
Marist	9	2-2	0-0	1-2	2	4	6	2	0	2	0	0	5
Creighton	3	0-1	0-0	0-0	0	0	0	0	0	0	0	0	0
LSU				Did not play									
Siena	5	0-2	0-0	1-2	2	0	2	0	0	0	2	0	1
Washington State				Did not play									
Temple				Did not play									
#14 Villanova	5	0-1	0-0	0-0	1	2	3	0	0	0	0	0	0
Drexel	2	0-1	0-0	0-0	1	0	1	0	0	1	0	0	0
Loyola-Md.				Did not play									
Boston University				Did not play									
Binghamton	11	3-3	0-0	0-1	2	2	4	3	0	0	0	0	6
Denver				Did not play									
#19 Massachusetts	10	0-0	0-0	0-0	0	0	0	0	0	0	0	0	0
George Mason	3	1-1	0-0	0-0	1	1	2	1	0	0	0	0	2
Duquesne	20	4-5	0-0	0-3	1	4	5	1	2	2	0	0	8
Penn	8	0-0	0-0	1-4	1	0	1	1	0	1	0	0	1
Rhode Island				Did not play									
Richmond				Did not play									
Dayton				Did not play									
#21 UMass				Did not play									
#13 Saint Louis	1	0-0	0-0	0-0	0	0	0	0	0	0	0	0	0
VCU				Did not play									
La Salle				Did not play									
Rhode Island				Did not play									
Fordham	2	0-0	0-0	0-0	0	1	1	0	0	1	0	0	0
Dayton	2	0-0	0-0	0-0	0	1	1	0	0	0	0	0	0
St. Bonaventure				Did not play									
George Washington				Did not play									
La Salle				Did not play									
Dayton (A-10 Tour.)				Did not play									
St. Bona. (A-10 Tour.)	1	0-0	0-0	0-0	0	0	0	1	0	0	0	0	0
#23 VCU (A-10 Tour.)				Did not play									
#18 UConn (NCAA Tour.)													

\* Denotes game started





## DEANDRE' BEMBRY

Freshman • Forward • 6-6

Charlotte, N.C.

The Patrick School (N.J.)

Atlantic 10 Co-Rookie of the Year  
Atlantic 10 All-Rookie Team



Overall Stats: 12.0 ppg, 4.5 rpg, 2.7 apg  
Atlantic 10 Stats: 13.4 ppg, 4.8 rpg, 2.7 apg

### 2013-14:

- Averaged 10.7 ppg, 5.0 rpg, and 4.3 apg through A-10 Championship
- Dished out eight assists in Atlantic 10 title game vs. #23 VCU
- Led team with career-high 22 pts (8-of-14 FG) and 8 assists at GW
- Hit 18 points (5-of-9 FG) at St. Bonaventure
- Scored all 16 points (5-of-12) in second half in win at La Salle
- Registered 18 points (8-of-13 FG) against VCU
- Atlantic 10 Co-Rookie of the Week (2/10)
- Hit 11 points twice in back-to-back games at Richmond and Dayton
- Hit 13 points (5-of-6 FG) in win at Penn
- Registered 17 points (7-of-11 FG) at George Mason
- Posted 16 points (7-11 FG) at #19 Massachusetts
- Had career-high eight assists against Binghamton
- Registered 18 points (7-of-11 FG) against Drexel
- Posted 17 points (5-of-9 FG) against Villanova
- Hit 12 pts (5-of-9 FG) and pulled down season-high 9 boards at Temple
- Recorded 13 pts (5-of-9 FG) and four rebs against Washington State
- Atlantic 10 Rookie of the Week (11/18)
- Hit for team-high 20 points (8-of-14 FG) against Creighton
- Scored 11 points (4-of-8 FG) in collegiate debut at Vermont


### High School/Personal:

- 2013 Union County Player of the Year and All-State First Team
- McDonalds All-American nominee
- Averaged 21.8 points and 9.0 rebounds per game as a senior
- Sports marketing major

### 2013-14 Game-by-Game

OPPONENT	MIN	FG-A	3PT-A	FT-A	OR	DR	TR	F	A	TO	BL	S	PT
Vermont*	32	4-8	2-4	1-4	0	6	6	3	2	2	1	0	11
Marist*	26	4-8	1-1	0-0	1	0	1	3	2	1	0	2	9
Creighton*	37	8-14	4-8	0-1	1	1	2	2	4	2	1	0	20
LSU*	32	2-6	0-1	1-2	0	2	2	3	0	4	1	1	5
Siena*	28	0-1	0-0	1-4	0	2	2	1	1	0	3	1	1
Washington State*	28	5-9	1-2	2-2	1	3	4	3	2	1	1	0	13
Temple*	35	5-9	0-3	2-2	2	7	9	1	1	4	0	1	12
#14 Villanova*	28	5-9	2-3	5-7	1	2	3	5	2	3	2	0	17
Drexel*	30	7-11	2-3	2-5	1	1	2	4	3	2	0	0	18
Loyola-Md.*	29	1-7	0-3	3-5	2	7	9	3	4	4	0	1	5
Boston University*	26	3-8	1-4	4-4	1	2	3	4	0	2	1	2	11
Binghamton*	25	1-5	0-2	0-2	1	5	6	0	8	1	1	0	2
Denver*	38	4-14	1-4	4-7	1	5	6	1	4	2	0	1	13
#19 Massachusetts*	39	7-11	0-1	2-4	2	6	8	2	1	4	2	0	16
George Mason*	37	7-11	0-2	3-7	1	4	5	1	3	0	0	1	17
Duquesne*	27	2-5	1-4	2-4	1	5	6	0	5	2	2	2	7
Penn*	24	5-6	1-1	2-2	0	3	3	0	1	3	0	2	13
Rhode Island*	35	2-5	1-2	4-8	0	4	4	3	1	3	0	0	9
Richmond*	37	5-17	0-4	1-2	5	3	8	4	2	2	0	2	11
Dayton*	35	3-10	0-2	5-7	0	1	1	3	3	4	1	0	11
#21 UMass*	36	3-11	2-3	5-8	3	5	8	5	3	4	1	1	13
#13 Saint Louis*	25	0-6	0-3	5-8	1	1	2	3	0	2	1	1	5
VCU*	35	8-13	1-4	1-5	2	4	6	1	3	2	1	3	18
La Salle*	39	5-12	1-3	5-6	1	4	5	2	1	1	1	3	16
Rhode Island*	26	5-6	2-2	0-0	1	1	2	4	1	2	0	2	12
Fordham*	22	5-9	3-4	0-0	1	2	3	4	2	3	0	0	13
Dayton*	25	3-8	2-2	4-4	1	1	2	4	4	1	1	2	12
St. Bonaventure*	33	5-9	1-3	7-8	0	3	3	3	1	3	1	0	18
George Washington*	40	8-14	2-6	4-8	1	4	5	4	8	5	0	1	22
La Salle*	39	5-10	2-4	3-8	1	7	8	4	5	4	0	0	15
Dayton (A-10 Tour.)*	37	5-11	2-5	3-6	1	4	5	0	3	1	0	0	15
St. Bona. (A-10 Tour.)*	39	1-7	1-5	1-2	1	5	6	3	2	5	0	0	4
#23 VCU (A-10 Tour.)*	38	5-11	0-3	3-6	0	4	4	1	8	2	0	1	13
#18 UConn (NCAA Tour.)													

\* Denotes game started



## BRENDAN CASPER

Freshman • Forward • 6-6

Audubon, Pa.

Methacton

Overall Stats: 0.9 ppg, 0.3 rpg, 0.1 apg  
Atlantic 10 Stats: 0.7 ppg, 0.7 rpg, 0.3 apg



### 2013-14:

- Saw action in win over St. Bonaventure in Atlantic 10 Semifinals
- Pulled down a rebound against Dayton
- Scored two points and added a rebound against Fordham
- Scored two points on a pair of made free throws in win at Penn
- Saw action in wins over Duquesne, Binghamton and Siena
- Scored two points in collegiate debut against Marist

### High School/Personal:

- Made the Hawks' squad as a walk-on
- 2013 Pottstown Area Player of the Year
- Averaged 20.0 points and 10.0 rebounds per game as a senior
- Father, Rob, played basketball under Phil Martelli at Kenrick High School
- Business administration major

### 2013-14 Game-by-Game

OPPONENT	MIN	FG-A	3PT-A	FT-A	OR	DR	TR	F	A	TO	BL	S	PT
Marist	2	1-4	0-0	0-0	0	0	0	0	0	0	0	0	2
Siena	1	0-0	0-0	0-0	0	0	0	0	0	0	0	0	0
Binghamton	3	0-1	0-0	0-0	0	0	0	0	0	0	0	0	0
Duquesne	2	0-0	0-0	0-0	1	0	1	1	1	0	0	0	0
Penn	3	0-1	0-0	2-2	0	0	0	1	0	0	0	1	2
Fordham	1	1-1	0-0	0-0	1	0	1	0	0	0	0	0	2
Dayton	2	0-0	0-0	0-0	0	0	0	1	0	0	0	0	0
St. Bonaventure	1	0-0	0-0	1-2	0	0	0	0	0	0	0	0	1



## JAI WILLIAMS

Freshman • Forward • 6-6

Philadelphia, Pa.

Philadelphia Electrical & Technical  
Charter

Overall Stats: ---  
Atlantic 10 Stats: ---



### 2013-14

- Redshirting the season

### High School/Personal:

- 2013 McDonalds All-American nominee
- Two-time All-Public League selection
- Averaged 10.2 points as a senior
- Studio arts major



## Individual Career History

### BAUMANN, Javon

			Total		3-Point		F-Throws		Rebounds											Scoring	
Season	gp-gs	min/avg	fg-fga	pct	fg-fga	pct	ft-fta	pct	off	def	tot	avg	pf	fo	ast	to	blk	stl	pts	avg	
2013-14	15-0	88/5.9	10-17	.588	0-0	.000	3-12	.250	11	16	27	1.8	9	0	3	7	2	1	23	1.5	
TOTAL	15-0	88/5.9	10-17	.588	0-0	.000	3-12	.250	11	16	27	1.8	9	0	3	7	2	1	23	1.5	

### BEMBRY, DeAndre

			Total		3-Point		F-Throws		Rebounds											Scoring	
Season	gp-gs	min/avg	fg-fga	pct	fg-fga	pct	ft-fta	pct	off	def	tot	avg	pf	fo	ast	to	blk	stl	pts	avg	
2013-14	33-33	1062/32.2	138-301	.458	36-101	.356	85-148	.574	35	114	149	4.5	85	2	90	82	19	32	397	12.0	
TOTAL	33-33	1062/32.2	138-301	.458	36-101	.356	85-148	.574	35	114	149	4.5	85	2	90	82	19	32	397	12.0	

### CASPER, Brendan

			Total		3-Point		F-Throws		Rebounds											Scoring	
Season	gp-gs	min/avg	fg-fga	pct	fg-fga	pct	ft-fta	pct	off	def	tot	avg	pf	fo	ast	to	blk	stl	pts	avg	
2013-14	8-0	15/1.9	2-7	.286	0-0	.000	3-4	.750	2	0	2	0.3	3	0	1	0	0	1	7	0.9	
TOTAL	8-0	15/1.9	2-7	.286	0-0	.000	3-4	.750	2	0	2	0.3	3	0	1	0	0	1	7	0.9	

### GALLOWAY, Langston

			Total		3-Point		F-Throws		Rebounds											Scoring	
Season	gp-gs	min/avg	fg-fga	pct	fg-fga	pct	ft-fta	pct	off	def	tot	avg	pf	fo	ast	to	blk	stl	pts	avg	
2010-11	33-33	1132/34.3	135-338	.399	65-166	.392	86-97	.887	46	137	183	5.5	81	2	95	40	18	56	421	12.8	
2011-12	34-33	1215/35.7	182-373	.488	90-193	.466	73-93	.785	34	119	153	4.5	91	4	76	41	20	35	527	15.5	
2012-13	32-32	1142/35.7	150-362	.414	80-203	.394	61-79	.772	22	93	115	3.6	74	2	72	47	11	44	441	13.8	
2013-14	33-33	1185/35.9	182-415	.439	104-237	.439	109-132	.826	27	115	142	4.3	78	0	50	26	17	35	577	17.5	
TOTAL	132-131	4674/35.4	649-1488	.436	339-799	.424	329-401	.820	129	464	593	4.5	324	8	293	154	66	170	1966	14.9	

### KANACEVIC, Halil

			Total		3-Point		F-Throws		Rebounds											Scoring	
Season	gp-gs	min/avg	fg-fga	pct	fg-fga	pct	ft-fta	pct	off	def	tot	avg	pf	fo	ast	to	blk	stl	pts	avg	
2009-10*	33-7	877/26.6	110-278	.396	8-47	.170	54-85	.635	90	170	260	7.9	106	6	40	59	61	19	282	8.5	
2011-12	34-34	949/27.9	114-253	.451	10-41	.244	45-82	.549	89	194	283	8.3	125	8	125	100	58	25	283	8.3	
2012-13	26-14	752/28.9	79-182	.434	11-41	.268	51-67	.761	55	132	187	7.2	87	5	92	85	43	23	220	8.5	
2013-14	33-33	1050/31.8	134-248	.540	17-46	.370	69-120	.575	66	225	291	8.8	121	6	144	95	51	23	354	10.7	
TOTAL	93-81	2751/29.6	327-683	.479	38-128	.297	165-269	.613	210	551	761	8.2	333	19	361	280	152	71	857	9.2	
All*	126-88	3628/28.8	437-961	.455	46-175	.263	219-354	.619	300	721	1021	8.1	439	25	401	339	213	90	1139	9.0	

\* Statistics from prior team/school

### KELLY, Colin

			Total		3-Point		F-Throws		Rebounds											Scoring	
Season	gp-gs	min/avg	fg-fga	pct	fg-fga	pct	ft-fta	pct	off	def	tot	avg	pf	fo	ast	to	blk	stl	pts	avg	
2011-12	1-0	1/1.0	0-0	.000	0-0	.000	0-0	.000	0	0	0	0.0	0	0	0	0	0	0	0	0.0	
2012-13	7-0	9/1.3	0-0	.000	0-0	.000	0-2	.000	1	0	1	0.1	0	0	0	1	1	0	0	0.0	
2013-14	10-0	19/1.9	1-3	.333	0-1	.000	1-2	.500	2	1	3	0.3	3	0	0	1	1	0	3	0.3	
TOTAL	18-0	29/1.6	1-3	.333	0-1	.000	1-4	.250	3	1	4	0.2	3	0	0	2	2	0	3	0.2	

### KINDLER, Eric

			Total		3-Point		F-Throws		Rebounds											Scoring	
Season	gp-gs	min/avg	fg-fga	pct	fg-fga	pct	ft-fta	pct	off	def	tot	avg	pf	fo	ast	to	blk	stl	pts	avg	
2012-13	6-0	7/1.2	2-2	1.000	0-0	.000	1-2	.500	0	0	0	0.0	0	0	1	0	0	2	5	0.8	
2013-14	6-0	11/1.8	0-2	.000	0-1	.000	0-1	.000	1	3	4	0.7	0	0	1	3	0	0	0	0.0	
TOTAL	12-0	18/1.5	2-4	.500	0-1	.000	1-3	.333	1	3	4	0.3	0	0	2	3	0	2	5	0.4	



## Individual Career History

### MASCHMEYER, Evan

Season	gp-gs	min/avg	Total		3-Point		F-Throws		Rebounds				pf	fo	ast	to	blk	stl	Scoring	
			fg-fga	pct	fg-fga	pct	ft-fta	pct	off	def	tot	avg							pts	avg
2011-12	19-1	74/3.9	6-13	.462	1-4	.250	8-11	.727	1	4	5	0.3	8	0	6	5	0	3	21	1.1
2012-13	12-0	37/3.1	0-6	.000	0-2	.000	2-2	1.000	1	8	9	0.8	4	0	5	4	0	1	2	0.2
2013-14	22-0	122/5.5	7-26	.269	3-10	.300	8-11	.727	4	7	11	0.5	11	0	8	13	0	1	25	1.1
TOTAL	53-1	233/4.4	13-45	.289	4-16	.250	18-24	.750	6	19	25	0.5	23	0	19	22	0	5	48	0.9

### MILES, Isaiah

Season	gp-gs	min/avg	Total		3-Point		F-Throws		Rebounds				pf	fo	ast	to	blk	stl	Scoring	
			fg-fga	pct	fg-fga	pct	ft-fta	pct	off	def	tot	avg							pts	avg
2012-13	12-0	61/5.1	10-19	.526	5-13	.385	2-4	.500	1	6	7	0.6	10	0	4	1	1	0	27	2.3
2013-14	28-0	260/9.3	27-69	.391	14-44	.318	16-19	.842	20	27	47	1.7	33	0	8	19	9	4	84	3.0
TOTAL	40-0	321/8.0	37-88	.420	19-57	.333	18-23	.783	21	33	54	1.4	43	0	12	20	10	4	111	2.8

### MOLOCK, Kyle

Season	gp-gs	min/avg	Total		3-Point		F-Throws		Rebounds				pf	fo	ast	to	blk	stl	Scoring	
			fg-fga	pct	fg-fga	pct	ft-fta	pct	off	def	tot	avg							pts	avg
2013-14	8-0	28/3.5	0-1	.000	0-0	.000	2-3	.667	0	0	0	0.0	2	0	1	6	0	0	2	0.3
TOTAL	8-0	28/3.5	0-1	.000	0-0	.000	2-3	.667	0	0	0	0.0	2	0	1	6	0	0	2	0.3

### NDAO, Papa

Season	gp-gs	min/avg	Total		3-Point		F-Throws		Rebounds				pf	fo	ast	to	blk	stl	Scoring	
			fg-fga	pct	fg-fga	pct	ft-fta	pct	off	def	tot	avg							pts	avg
2011-12	29-4	253/8.7	17-46	.370	8-30	.267	5-6	.833	7	31	38	1.3	27	0	13	23	12	8	47	1.6
2012-13	25-1	173/6.9	16-40	.400	10-29	.345	3-6	.500	8	20	28	1.1	23	0	9	19	4	2	45	1.8
2013-14	30-2	355/11.8	25-56	.446	17-40	.425	12-13	.923	9	31	40	1.3	39	0	18	17	4	9	79	2.6
TOTAL	84-7	781/9.3	58-142	.408	35-99	.354	20-25	.800	24	82	106	1.3	89	0	40	59	20	19	171	2.0

### QUARLES, Daryus

Season	gp-gs	min/avg	Total		3-Point		F-Throws		Rebounds				pf	fo	ast	to	blk	stl	Scoring	
			fg-fga	pct	fg-fga	pct	ft-fta	pct	off	def	tot	avg							pts	avg
2010-11	33-33	675/20.5	66-209	.316	20-81	.247	17-26	.654	18	68	86	2.6	54	0	34	25	10	8	169	5.1
2011-12	30-30	607/20.2	55-145	.379	17-51	.333	19-28	.679	17	53	70	2.3	43	1	22	20	6	6	146	4.9
2012-13	29-4	291/10.0	23-63	.365	11-33	.333	5-12	.417	8	29	37	1.3	16	0	11	10	2	6	62	2.1
2013-14	23-0	272/11.8	20-58	.345	6-28	.214	12-21	.571	7	18	25	1.1	22	0	8	11	1	7	58	2.5
TOTAL	115-67	1845/16.0	164-475	.345	54-193	.280	53-87	.609	50	168	218	1.9	135	1	75	66	19	27	435	3.8

### ROBERTS, Ronald

Season	gp-gs	min/avg	Total		3-Point		F-Throws		Rebounds				pf	fo	ast	to	blk	stl	Scoring	
			fg-fga	pct	fg-fga	pct	ft-fta	pct	off	def	tot	avg							pts	avg
2010-11	33-12	643/19.5	92-171	.538	0-0	.000	27-57	.474	72	82	154	4.7	71	1	14	29	19	11	211	6.4
2011-12	34-0	851/25.0	148-248	.597	0-0	.000	73-132	.553	78	124	202	5.9	66	3	13	46	24	16	369	10.9
2012-13	32-32	982/30.7	129-244	.529	0-0	.000	99-148	.669	114	153	267	8.3	71	1	32	52	30	17	357	11.2
2013-14	31-31	1023/33.0	168-281	.598	0-0	.000	110-186	.591	87	141	228	7.4	77	3	41	61	42	11	446	14.4
TOTAL	130-75	3499/26.9	537-944	.569	0-0	.000	309-523	.591	351	500	851	6.5	285	8	100	188	115	55	1383	10.6

### WILSON, Chris

Season	gp-gs	min/avg	Total		3-Point		F-Throws		Rebounds				pf	fo	ast	to	blk	stl	Scoring	
			fg-fga	pct	fg-fga	pct	ft-fta	pct	off	def	tot	avg							pts	avg
2011-12	33-1	678/20.5	32-88	.364	9-29	.310	37-54	.685	16	74	90	2.7	50	0	89	48	3	15	110	3.3
2012-13	32-23	962/30.1	71-190	.374	24-87	.276	42-66	.636	22	78	100	3.1	36	0	112	59	3	25	208	6.5
2013-14	33-33	1110/33.6	99-251	.394	46-131	.351	53-81	.654	14	105	119	3.6	39	0	91	61	6	24	297	9.0
TOTAL	98-57	2750/28.1	202-529	.382	79-247	.320	132-201	.657	52	257	309	3.2	125	0	292	168	12	64	615	6.3



**Saint Joseph's Basketball**  
**Saint Joseph's Combined Team Statistics (as of Mar 17, 2014)**  
**All games**

<b>RECORD:</b>	<b>OVERALL</b>	<b>HOME</b>	<b>AWAY</b>	<b>NEUTRAL</b>
ALL GAMES	24-9	11-4	8-4	5-1
CONFERENCE	11-5	6-2	5-3	0-0
NON-CONFERENCE	13-4	5-2	3-1	5-1

#	Player	gp-gs	min	avg	Total		3-Point		F-Throw		Rebounds								a	to	blk	stl	pts	avg
					fg-fga	fg%	3fg-fga	3fg%	ft-fa	ft%	off	def	tot	avg	pf	dq								
10	GALLOWAY, Langston	33-33	1185	35.9	182-415	.439	104-237	.439	109-132	.826	27	115	142	4.3	78	0	50	26	17	35	577	17.5		
13	ROBERTS, Ronald	31-31	1023	33.0	168-281	.598	0-0	.000	110-186	.591	87	141	228	7.4	77	3	41	61	42	11	446	14.4		
43	BEMBRY, DeAndre	33-33	1062	32.2	138-301	.458	36-101	.356	85-148	.574	35	114	149	4.5	85	2	90	82	19	32	397	12.0		
45	KANACEVIC, Halil	33-33	1050	31.8	134-248	.540	17-46	.370	69-120	.575	66	225	291	8.8	121	6	144	95	51	23	354	10.7		
24	WILSON, Chris	33-33	1110	33.6	99-251	.394	46-131	.351	53-81	.654	14	105	119	3.6	39	0	91	61	6	24	297	9.0		
15	MILES, Isaiah	28-0	260	9.3	27-69	.391	14-44	.318	16-19	.842	20	27	47	1.7	33	0	8	19	9	4	84	3.0		
32	NDAO, Papa	30-2	355	11.8	25-56	.446	17-40	.425	12-13	.923	9	31	40	1.3	39	0	18	17	4	9	79	2.6		
11	QUARLES, Daryus	23-0	272	11.8	20-58	.345	6-28	.214	12-21	.571	7	18	25	1.1	22	0	8	11	1	7	58	2.5		
34	BAUMANN, Javon	15-0	88	5.9	10-17	.588	0-0	.000	3-12	.250	11	16	27	1.8	9	0	3	7	2	1	23	1.5		
00	MASCHMEYER, Evan	22-0	122	5.5	7-26	.269	3-10	.300	8-11	.727	4	7	11	0.5	11	0	8	13	0	1	25	1.1		
20	CASPER, Brendan	8-0	15	1.9	2-7	.286	0-0	.000	3-4	.750	2	0	2	0.3	3	0	1	0	0	1	7	0.9		
41	KELLY, Colin	10-0	19	1.9	1-3	.333	0-1	.000	1-2	.500	2	1	3	0.3	3	0	0	1	1	0	3	0.3		
22	MOLOCK, Kyle	8-0	28	3.5	0-1	.000	0-0	.000	2-3	.667	0	0	0	0.0	2	0	1	6	0	0	2	0.3		
25	KINDLER, Eric	6-0	11	1.8	0-2	.000	0-1	.000	0-1	.000	1	3	4	0.7	0	0	1	3	0	0	0	0.0		
Team											32	65	97				5							
Total.....		33	6600		813-1735	.469	243-639	.380	483-753	.641	317	868	1185	35.9	522	11	464	407	152	148	2352	71.3		
Opponents.....		33	6600		795-1900	.418	220-652	.337	399-582	.686	331	758	1089	33.0	628	19	446	335	79	218	2209	66.9		

TEAM STATISTICS	SJU	OPP	Date	Opponent	Score	Att.
SCORING	2352	2209	11/09/13	at Vermont	w 74-64	2698
Points per game	71.3	66.9	11/13/13	MARIST	w 81-62	3871
Scoring margin	+4.3	-	11/16/13	CREIGHTON	L 79-83	4200
FIELD GOALS-ATT	813-1735	795-1900	11/28/13	vs LSU	L 65-82	2351
Field goal pct	.469	.418	11/29/13	vs Siena	w 78-66	2612
3 POINT FG-ATT	243-639	220-652	12/01/13	vs Washington State	w 72-67	2016
3-point FG pct	.380	.337	12/04/13	at Temple	L 69-77	8039
3-pt FG made per game	7.4	6.7	12/07/13	VILLANOVA	L 68-98	4200
FREE THROWS-ATT	483-753	399-582	12/18/13	DREXEL	w 75-55	3651
Free throw pct	.641	.686	12/21/13	at Loyola Maryland	w 88-77	1032
F-Throws made per game	14.6	12.1	12/29/13	BOSTON UNIVERSITY	w 73-67	4051
REBOUNDS	1185	1089	12/31/13	BINGHAMTON	w 71-44	4076
Rebounds per game	35.9	33.0	01/04/14	DENVER	w 53-52	4076
Rebounding margin	+2.9	-	* 01/08/14	at Massachusetts	L 62-66	4621
ASSISTS	464	446	* 01/11/14	at George Mason	w 84-80	5027
Assists per game	14.1	13.5	* 01/15/14	DUQUESNE	w 84-75	3937
TURNOVERS	407	335	01/18/14	at Penn	w 85-68	8722
Turnovers per game	12.3	10.2	* 01/22/14	RHODE ISLAND	w 61-57	3861
Turnover margin	-2.2	-	* 01/25/14	at Richmond	L 62-77	7201
Assist/turnover ratio	1.1	1.3	* 01/29/14	at Dayton	w 60-57	12083
STEALS	148	218	* 02/01/14	MASSACHUSETTS	w 73-68	4200
Steals per game	4.5	6.6	* 02/05/14	SAINT LOUIS	L 49-65	4076
BLOCKS	152	79	* 02/08/14	VCU	w 69-62	4200
Blocks per game	4.6	2.4	* 02/15/14	at La Salle	w 75-64	3041
ATTENDANCE	60850	98685	* 02/19/14	at Rhode Island	w 57-54	4712
Home games-Avg/Game	15-4057	12-5448	* 02/22/14	FORDHAM	w 87-72	4200
Neutral site-Avg/Game	-	6-5551	* 02/25/14	DAYTON	w 79-53	4051
			* 03/01/14	at St. Bonaventure	w 83-74	3975
			* 03/05/14	at George Washington	L 71-76	4228
			* 03/09/14	LA SALLE	L 63-71	4200
			03/14/14	vs Dayton	w 70-67	7308
			03/15/14	vs St. Bonaventure	w 67-48	10133
			03/16/14	vs VCU	w 65-61	8886
Score by Periods	1st	2nd	Totals			
Saint Joseph's	1161	1191	2352			
Opponents	981	1228	2209			

\* - Conference game



**Saint Joseph's Basketball**  
**Saint Joseph's Season Box Score (as of Mar 09, 2014)**  
**Conference games**

<b>RECORD:</b>	<b>OVERALL</b>	<b>HOME</b>	<b>AWAY</b>	<b>NEUTRAL</b>
ALL GAMES	11-5	6-2	5-3	0-0
CONFERENCE	11-5	6-2	5-3	0-0
NON-CONFERENCE	0-0	0-0	0-0	0-0

##	Player	gp-gs	min	avg	Total		3-Point		F-Throw		Rebounds				pf	dq	a	to	blk	stl	pts	avg
					fg-fga	fg%	3fg-fga	3fg%	ft-fa	ft%	off	def	tot	avg								
10	GALLOWAY, Langston	16-16	597	37.3	85-205	.415	46-119	.387	53-66	.803	15	53	68	4.3	37	0	27	13	10	17	269	16.8
13	ROBERTS, Ronald	14-14	493	35.2	71-119	.597	0-0	.000	56-96	.583	36	60	96	6.9	39	2	21	30	24	5	198	14.1
43	BEMBRY, DeAndre	16-16	530	33.1	73-157	.465	18-49	.367	51-87	.586	21	55	76	4.8	47	1	43	42	11	18	215	13.4
45	KANACEVIC, Halil	16-16	526	32.9	71-121	.587	10-24	.417	29-57	.509	28	103	131	8.2	58	3	66	47	28	12	181	11.3
24	WILSON, Chris	16-16	569	35.6	47-127	.370	22-69	.319	26-35	.743	8	52	60	3.8	21	0	48	37	4	15	142	8.9
32	NDAO, Papa	15-2	239	15.9	18-38	.474	12-26	.462	4-4	1.000	5	19	24	1.6	25	0	13	11	3	6	52	3.5
11	QUARLES, Daryus	8-0	68	8.5	6-9	.667	2-5	.400	5-5	1.000	0	10	10	1.3	6	0	2	5	0	0	19	2.4
15	MILES, Isaiah	12-0	89	7.4	9-24	.375	4-17	.235	4-5	.800	6	13	19	1.6	8	0	3	6	3	0	26	2.2
34	BAUMANN, Javon	6-0	38	6.3	5-6	.833	0-0	.000	0-3	.000	2	7	9	1.5	2	0	2	3	0	0	10	1.7
20	CASPER, Brendan	3-0	5	1.7	1-1	1.000	0-0	.000	0-0	.000	2	0	2	0.7	2	0	1	0	0	0	2	0.7
41	KELLY, Colin	5-0	7	1.4	1-2	.500	0-0	.000	0-0	.000	1	1	2	0.4	1	0	0	1	1	0	2	0.4
00	MASCHMEYER, Evan	9-0	30	3.3	1-6	.167	1-2	.500	0-0	.000	1	4	5	0.6	4	0	2	4	0	0	3	0.3
25	KINDLER, Eric	2-0	3	1.5	0-0	.000	0-0	.000	0-1	.000	0	0	0	0.0	0	0	0	1	0	0	0	0.0
22	MOLOCK, Kyle	1-0	6	6.0	0-0	.000	0-0	.000	0-0	.000	0	0	0	0.0	0	0	0	3	0	0	0	0.0
Team											14	22	36					1				
Total.....		16	3200		388-815	.476	115-311	.370	228-359	.635	139	399	538	33.6	250	6	228	204	84	73	1119	69.9
Opponents.....		16	3200		384-926	.415	111-308	.360	192-275	.698	177	364	541	33.8	288	7	217	172	33	117	1071	66.9

Score by Periods	1st	2nd	Totals
Saint Joseph's	532	587	1119
Opponents	476	595	1071



**Saint Joseph's Basketball**  
**Saint Joseph's Points-Rebounds-Assists (as of Mar 16, 2014)**  
**All games**

Opponent	Date	Score	00	10	11	13	15	20	22
			MASCHMEYER	GALLOWAY,L	QUARLES,DA	ROBERTS,RO	MILES,ISAI	CASPER,BRE	MOLOCK,KYL
at Vermont	11/09/13	74-64	w	0-0-1	21-3-0	5-4-0	21-9-0	6-4-1	DNP
MARIST	11/13/13	81-62	w	3-0-0	20-8-3	7-1-0	16-10-2	2-2-1	2-0-0
CREIGHTON	11/16/13	79-83	L	DNP	14-3-0	2-1-1	13-4-1	5-2-0	DNP
vs LSU	11/28/13	65-82	L	2-2-1	8-5-1	2-1-1	21-7-1	3-1-0	DNP
vs Siena	11/29/13	78-66	w	4-1-1	27-7-3	7-0-1	19-4-0	0-0-0	0-0-0
vs Washington State	12/01/13	72-67	w	0-1-0	13-2-1	8-2-2	21-10-0	8-1-0	DNP
at Temple	12/04/13	69-77	L	0-0-0	24-4-0	2-3-1	13-8-0	0-2-1	DNP
VILLANOVA	12/07/13	68-98	L	4-0-1	18-7-1	4-0-0	12-8-0	0-2-0	DNP
DREXEL	12/18/13	75-55	w	0-0-0	11-3-2	0-0-0	8-7-2	0-2-1	DNP
at Loyola Maryland	12/21/13	88-77	w	2-0-2	14-4-0	0-0-0	20-4-4	17-3-0	DNP
BOSTON UNIVERSITY	12/29/13	73-67	w	0-0-0	16-3-4	0-3-0	19-8-2	0-1-0	DNP
BINGHAMTON	12/31/13	71-44	w	7-2-0	20-7-0	0-0-0	8-8-2	11-6-0	0-0-0
DENVER	01/04/14	53-52	w	DNP	14-7-0	DNP	9-15-2	0-0-0	DNP
at Massachusetts	01/08/14	62-66	L	DNP	18-5-3	DNP	4-2-3	DNP	DNP
at George Mason	01/11/14	84-80	w	0-0-0	20-6-3	0-3-0	DNP	DNP	DNP
DUQUESNE	01/15/14	84-75	w	3-1-1	26-4-2	9-4-2	DNP	DNP	0-1-1
at Penn	01/18/14	85-68	w	0-0-0	20-4-2	2-0-0	10-4-1	6-1-1	2-0-0
RHODE ISLAND	01/22/14	61-57	w	0-0-0	15-4-0	DNP	20-9-1	2-0-0	DNP
at Richmond	01/25/14	62-77	L	DNP	13-1-1	0-0-0	5-4-1	0-2-0	DNP
at Dayton	01/29/14	60-57	w	DNP	12-4-2	0-0-0	12-6-0	DNP	DNP
MASSACHUSETTS	02/01/14	73-68	w	0-1-0	7-3-0	DNP	17-6-2	1-0-0	DNP
SAINT LOUIS	02/05/14	49-65	L	DNP	6-6-2	DNP	19-9-0	0-2-0	DNP
VCU	02/08/14	69-62	w	0-2-0	24-6-1	4-0-0	9-9-1	0-0-0	DNP
at La Salle	02/15/14	75-64	w	0-0-0	18-4-1	DNP	15-4-1	3-1-0	DNP
at Rhode Island	02/19/14	57-54	w	0-0-0	6-3-1	4-1-0	18-9-2	0-1-0	DNP
FORDHAM	02/22/14	87-72	w	0-1-0	33-4-1	0-1-0	13-9-3	4-3-0	2-1-0
DAYTON	02/25/14	79-53	w	0-0-1	7-4-2	2-1-0	22-7-0	0-0-0	0-0-0
at St. Bonaventure	03/01/14	83-74	w	DNP	27-8-4	DNP	15-6-1	11-4-0	DNP
at George Washington	03/05/14	71-76	L	DNP	10-3-4	DNP	16-8-2	5-5-3	DNP
LA SALLE	03/09/14	63-71	L	DNP	27-3-0	DNP	13-8-4	0-1-0	DNP
vs Dayton	03/14/14	70-67	w	DNP	31-1-2	DNP	11-7-1	0-1-0	DNP
vs St. Bonaventure	03/15/14	67-48	w	0-0-0	18-2-3	0-0-0	12-8-2	0-0-0	1-0-0
vs VCU	03/16/14	65-61	w	DNP	19-4-1	0-0-0	15-11-0	DNP	DNP

Opponent	Date	Score	24	25	32	34	41	43	45
			WILSON,CHR	KINDLER,ER	NDAO,PAPA	BAUMANN,JA	KELLY,COLI	BEMBRY,DEA	KANACEVIC,
at Vermont	11/09/13	74-64	w	8-2-2	DNP	DNP	0-1-1	DNP	11-6-2
MARIST	11/13/13	81-62	w	5-3-1	0-2-0	0-0-0	5-6-0	0-1-0	9-1-2
CREIGHTON	11/16/13	79-83	L	18-3-3	DNP	2-1-0	0-0-0	DNP	20-2-4
vs LSU	11/28/13	65-82	L	7-4-1	DNP	5-1-0	DNP	DNP	5-2-0
vs Siena	11/29/13	78-66	w	8-3-5	DNP	0-2-0	1-2-0	0-0-0	1-2-1
vs Washington State	12/01/13	72-67	w	2-6-4	DNP	DNP	DNP	DNP	13-4-2
at Temple	12/04/13	69-77	L	7-3-5	DNP	0-1-0	DNP	DNP	12-9-1
VILLANOVA	12/07/13	68-98	L	3-4-3	DNP	0-0-0	0-3-0	DNP	17-3-2
DREXEL	12/18/13	75-55	w	11-5-0	DNP	0-4-1	0-1-0	DNP	18-2-3
at Loyola Maryland	12/21/13	88-77	w	17-3-3	DNP	4-1-0	DNP	DNP	5-9-4
BOSTON UNIVERSITY	12/29/13	73-67	w	19-1-1	DNP	2-1-0	DNP	DNP	11-3-0
BINGHAMTON	12/31/13	71-44	w	13-2-3	0-2-1	3-2-0	6-4-0	1-0-0	2-6-8
DENVER	01/04/14	53-52	w	9-3-2	DNP	0-0-1	DNP	DNP	13-6-4
at Massachusetts	01/08/14	62-66	L	5-1-1	DNP	0-3-1	0-0-0	0-1-0	16-8-1
at George Mason	01/11/14	84-80	w	9-4-5	DNP	13-2-2	2-2-0	0-0-0	17-5-3
DUQUESNE	01/15/14	84-75	w	16-4-8	0-0-0	5-7-1	8-5-2	2-1-0	7-6-5
at Penn	01/18/14	85-68	w	13-4-5	0-0-0	9-2-2	1-1-0	0-0-0	13-3-1
RHODE ISLAND	01/22/14	61-57	w	2-3-6	DNP	2-3-0	DNP	DNP	9-4-1
at Richmond	01/25/14	62-77	L	10-8-2	DNP	2-1-1	DNP	DNP	11-8-2
at Dayton	01/29/14	60-57	w	15-1-2	DNP	2-1-0	DNP	DNP	11-1-3
MASSACHUSETTS	02/01/14	73-68	w	12-6-2	DNP	5-0-2	DNP	DNP	13-8-3
SAINT LOUIS	02/05/14	49-65	L	5-3-1	DNP	5-1-0	0-0-0	DNP	5-2-0
VCU	02/08/14	69-62	w	7-3-1	DNP	DNP	DNP	DNP	18-6-3
at La Salle	02/15/14	75-64	w	10-3-3	DNP	3-2-1	DNP	DNP	16-5-1
at Rhode Island	02/19/14	57-54	w	2-3-2	DNP	3-0-1	DNP	DNP	12-2-1
FORDHAM	02/22/14	87-72	w	9-4-4	0-0-0	3-0-2	0-1-0	0-0-0	13-3-2
DAYTON	02/25/14	79-53	w	20-2-3	DNP	6-0-1	0-1-0	0-0-0	12-2-4
at St. Bonaventure	03/01/14	83-74	w	4-5-3	DNP	3-2-1	DNP	DNP	18-3-1
at George Washington	03/05/14	71-76	L	14-6-2	DNP	0-1-0	DNP	DNP	22-5-8
LA SALLE	03/09/14	63-71	L	2-4-3	DNP	0-1-0	DNP	DNP	15-8-5
vs Dayton	03/14/14	70-67	w	4-6-3	DNP	0-0-0	DNP	DNP	15-5-3
vs St. Bonaventure	03/15/14	67-48	w	4-2-2	0-0-0	2-1-1	0-0-0	0-0-0	4-6-2
vs VCU	03/16/14	65-61	w	7-5-0	DNP	0-0-0	DNP	DNP	13-4-8



**Saint Joseph's Basketball**  
**Saint Joseph's Team Game-by-Game (as of Mar 16, 2014)**  
**All games**

TEAM STATISTICS

Opponent	Date	Score		Total		3-Pointers		Free throws		Rebounds				pf	a	t/o	blk	stl	pts	avg
				fg-fga	pct	3fg-fga	pct	ft-fta	pct	off	def	tot	avg							
at Vermont	11/09/13	74-64	W	24-52	.462	6-16	.375	20-30	.667	11	30	41	41.0	22	10	14	4	3	74	74.0
MARIST	11/13/13	81-62	W	30-61	.492	7-16	.438	14-21	.667	14	33	47	44.0	17	18	12	3	5	81	77.5
CREIGHTON	11/16/13	79-83	L	26-55	.473	14-31	.452	13-16	.813	9	19	28	38.7	19	19	8	4	2	79	78.0
vs LSU	11/28/13	65-82	L	25-56	.446	3-16	.188	12-26	.462	10	19	29	36.2	15	6	12	4	8	65	74.8
vs Siena	11/29/13	78-66	W	25-48	.521	8-15	.533	20-31	.645	9	21	30	35.0	16	13	13	5	12	78	75.4
vs Washington State	12/01/13	72-67	W	27-56	.482	7-18	.389	11-18	.611	9	28	37	35.3	13	12	7	6	2	72	74.8
at Temple	12/04/13	69-77	L	25-65	.385	6-26	.231	13-16	.813	17	28	45	36.7	20	10	15	2	2	69	74.0
VILLANOVA	12/07/13	68-98	L	22-60	.367	4-20	.200	20-27	.741	12	26	38	36.9	24	9	11	8	2	68	73.2
DREXEL	12/18/13	75-55	W	30-56	.536	5-16	.313	10-22	.455	12	30	42	37.4	20	13	12	5	3	75	73.4
at Loyola Maryland	12/21/13	88-77	W	24-52	.462	8-21	.381	32-40	.800	10	27	37	37.4	18	19	14	3	3	88	74.9
BOSTON UNIVERSITY	12/29/13	73-67	W	24-53	.453	5-15	.333	20-25	.800	11	22	33	37.0	11	14	12	5	4	73	74.7
BINGHAMTON	12/31/13	71-44	W	26-52	.500	14-26	.538	5-14	.357	11	37	48	37.9	12	21	13	2	5	71	74.4
DENVER	01/04/14	53-52	W	18-48	.375	4-10	.400	13-23	.565	15	23	38	37.9	11	9	13	5	9	53	72.8
at Massachusetts	01/08/14	62-66	L	23-47	.489	6-18	.333	10-17	.588	8	27	35	37.7	15	15	17	5	3	62	72.0
at George Mason	01/11/14	84-80	W	29-49	.592	7-16	.438	19-26	.731	4	27	31	37.3	10	14	15	4	7	84	72.8
DUQUESNE	01/15/14	84-75	W	31-48	.646	17-27	.630	5-14	.357	6	31	37	37.2	11	27	22	4	4	84	73.5
at Penn	01/18/14	85-68	W	31-55	.564	16-24	.667	7-12	.583	6	30	36	37.2	8	24	15	1	4	85	74.2
RHODE ISLAND	01/22/14	61-57	W	19-43	.442	2-14	.143	21-38	.553	9	21	30	36.8	15	11	13	9	5	61	73.4
at Richmond	01/25/14	62-77	L	26-70	.371	6-22	.273	4-10	.400	21	23	44	37.2	21	10	8	2	3	62	72.8
at Dayton	01/29/14	60-57	W	21-45	.467	6-17	.353	12-21	.571	4	25	29	36.8	17	10	13	6	6	60	72.2
MASSACHUSETTS	02/01/14	73-68	W	21-51	.412	6-13	.462	25-40	.625	10	22	32	36.5	19	14	10	2	3	73	72.2
SAINT LOUIS	02/05/14	49-65	L	15-47	.319	1-15	.067	18-30	.600	12	21	33	36.4	15	5	17	9	8	49	71.2
VCU	02/08/14	69-62	W	25-57	.439	6-21	.286	13-20	.650	13	26	39	36.5	12	13	12	6	6	69	71.1
at La Salle	02/15/14	75-64	W	25-51	.490	7-17	.412	18-22	.818	6	23	29	36.2	12	13	8	8	6	75	71.2
at Rhode Island	02/19/14	57-54	W	22-49	.449	4-16	.250	9-14	.643	4	26	30	35.9	15	11	7	1	5	57	70.7
FORDHAM	02/22/14	87-72	W	29-49	.592	15-29	.517	14-19	.737	9	27	36	35.9	13	17	19	5	2	87	71.3
DAYTON	02/25/14	79-53	W	28-48	.583	9-15	.600	14-20	.700	3	24	27	35.6	12	19	6	8	6	79	71.6
at St. Bonaventure	03/01/14	83-74	W	27-50	.540	8-23	.348	21-24	.875	7	26	33	35.5	21	15	16	9	5	83	72.0
at George Washington	03/05/14	71-76	L	25-56	.446	8-26	.308	13-22	.591	9	23	32	35.4	22	19	7	3	4	71	72.0
LA SALLE	03/09/14	63-71	L	22-55	.400	7-22	.318	12-22	.545	14	27	41	35.6	20	15	14	3	0	63	71.7
vs Dayton	03/14/14	70-67	W	23-55	.418	9-25	.360	15-25	.600	8	28	36	35.6	11	12	6	2	3	70	71.6
vs St. Bonaventure	03/15/14	67-48	W	21-46	.457	6-16	.375	19-28	.679	7	35	42	35.8	22	14	14	4	6	67	71.5
vs VCU	03/16/14	65-61	W	24-50	.480	6-17	.353	11-20	.550	7	33	40	35.9	13	13	12	5	2	65	71.3
Saint Joseph's		2352		813-1735	.469	243-639	.380	483-753	.641	317	868	1185	35.9	522	464	407	152	148	2352	71.3
Opponents		2209		795-1900	.418	220-652	.337	399-582	.686	331	758	1089	33.0	628	446	335	79	218	2209	66.9

Games played: 33  
Points/game: 71.3  
FG Pct: 46.9  
3FG Pct: 38.0  
FT Pct: 64.1

Rebounds/game: 35.9  
Assists/game: 14.1  
Turnovers/game: 12.3  
Assist/turnover ratio: 1.1  
Steals/game: 4.5  
Blocks/game: 4.6



**Saint Joseph's Basketball**  
**Saint Joseph's Game-by-Game Highs (as of Mar 16, 2014)**  
**All games**

Opponent	Date	Score	Points	Rebounds	Assists	Steals	Blocked shots
at Vermont	11/09/13	74-64	21-GALLOWAY, Lang ROBERTS, Ronald	9-ROBERTS, Ronald	3-KANACEVIC, Halil	1-KANACEVIC, Halil MILES, Isaiah BAUMANN, Javon	2-MILES, Isaiah
MARIST	11/13/13	81-62	20-GALLOWAY, Lang	11-KANACEVIC, Halil	8-KANACEVIC, Halil	2-BEMBRY, DeAndre QUARLES, Daryus	3-KANACEVIC, Halil
CREIGHTON	11/16/13	79-83	20-BEMBRY, DeAndr	10-KANACEVIC, Halil	10-KANACEVIC, Halil	1-GALLOWAY, Langs WILSON, Chris	2-KANACEVIC, Halil
vs LSU	11/28/13	65-82	21-ROBERTS, Ronald	7-ROBERTS, Ronald	1-WILSON, Chris KANACEVIC, Halil GALLOWAY, Langst ROBERTS, Ronald MASCHMEYER, Ev QUARLES, Daryus	4-KANACEVIC, Halil	2-ROBERTS, Ronald
vs Siena	11/29/13	78-66	27-GALLOWAY, Lang	7-GALLOWAY, Langs	5-WILSON, Chris	5-GALLOWAY, Langs	2-BAUMANN, Javon
vs Washington State	12/01/13	72-67	21-ROBERTS, Ronald	10-ROBERTS, Ronald	4-WILSON, Chris	1-MILES, Isaiah MASCHMEYER, Ev	2-ROBERTS, Ronald KANACEVIC, Halil
at Temple	12/04/13	69-77	24-GALLOWAY, Lang	9-KANACEVIC, Halil BEMBRY, DeAndre	5-WILSON, Chris	1-ROBERTS, Ronald BEMBRY, DeAndre	2-ROBERTS, Ronald
VILLANOVA	12/07/13	68-98	18-GALLOWAY, Lang	8-ROBERTS, Ronald	3-WILSON, Chris	1-KANACEVIC, Halil QUARLES, Daryus	2-BEMBRY, DeAndre GALLOWAY, Langst
DREXEL	12/18/13	75-55	27-KANACEVIC, Halil	14-KANACEVIC, Halil	4-KANACEVIC, Halil	2-GALLOWAY, Langs	2-KANACEVIC, Halil
at Loyola Maryland	12/21/13	88-77	20-ROBERTS, Ronald	9-BEMBRY, DeAndre	6-KANACEVIC, Halil	1-MILES, Isaiah BEMBRY, DeAndre KANACEVIC, Halil	1-KANACEVIC, Halil MILES, Isaiah ROBERTS, Ronald
BOSTON UNIVERSITY	12/29/13	73-67	19-ROBERTS, Ronald WILSON, Chris	8-KANACEVIC, Halil ROBERTS, Ronald	7-KANACEVIC, Halil	2-BEMBRY, DeAndre GALLOWAY, Langst	2-KANACEVIC, Halil
BINGHAMTON	12/31/13	71-44	20-GALLOWAY, Lang	8-ROBERTS, Ronald KANACEVIC, Halil	8-BEMBRY, DeAndre	1-NDAO, Papa QUARLES, Daryus MILES, Isaiah GALLOWAY, Langst KANACEVIC, Halil	1-BEMBRY, DeAndre KANACEVIC, Halil
DENVER	01/04/14	53-52	14-GALLOWAY, Lang	15-ROBERTS, Ronald	4-BEMBRY, DeAndre	4-ROBERTS, Ronald	4-KANACEVIC, Halil
at Massachusetts	01/08/14	62-66	19-KANACEVIC, Halil	13-KANACEVIC, Halil	6-KANACEVIC, Halil	1-KANACEVIC, Halil GALLOWAY, Langst WILSON, Chris	2-BEMBRY, DeAndre ROBERTS, Ronald
at George Mason	01/11/14	84-80	23-KANACEVIC, Halil	7-KANACEVIC, Halil	5-WILSON, Chris	2-GALLOWAY, Langs KANACEVIC, Halil	2-WILSON, Chris NDAO, Papa
DUQUESNE	01/15/14	84-75	26-GALLOWAY, Lang	7-NDAO, Papa	8-WILSON, Chris	2-KANACEVIC, Halil BEMBRY, DeAndre	2-BEMBRY, DeAndre
at Penn	01/18/14	85-68	20-GALLOWAY, Lang	15-KANACEVIC, Halil	12-KANACEVIC, Halil	2-BEMBRY, DeAndre	1-KANACEVIC, Halil
RHODE ISLAND	01/22/14	61-57	20-ROBERTS, Ronald	9-ROBERTS, Ronald	6-WILSON, Chris	3-GALLOWAY, Langs	3-ROBERTS, Ronald
at Richmond	01/25/14	62-77	21-KANACEVIC, Halil	19-KANACEVIC, Halil	3-KANACEVIC, Halil	2-BEMBRY, DeAndre	1-GALLOWAY, Langs KANACEVIC, Halil
at Dayton	01/29/14	60-57	15-WILSON, Chris	11-KANACEVIC, Halil	3-KANACEVIC, Halil BEMBRY, DeAndre	2-WILSON, Chris	2-ROBERTS, Ronald KANACEVIC, Halil
MASSACHUSETTS	02/01/14	73-68	18-KANACEVIC, Halil	8-BEMBRY, DeAndre	5-KANACEVIC, Halil	1-KANACEVIC, Halil WILSON, Chris BEMBRY, DeAndre	1-ROBERTS, Ronald BEMBRY, DeAndre
SAINT LOUIS	02/05/14	49-65	19-ROBERTS, Ronald	9-KANACEVIC, Halil ROBERTS, Ronald	2-GALLOWAY, Langs KANACEVIC, Halil	3-WILSON, Chris	4-ROBERTS, Ronald
VCU	02/08/14	69-62	24-GALLOWAY, Lang	10-KANACEVIC, Halil	7-KANACEVIC, Halil	3-BEMBRY, DeAndre	2-KANACEVIC, Halil ROBERTS, Ronald
at La Salle	02/15/14	75-64	18-GALLOWAY, Lang	6-KANACEVIC, Halil	6-KANACEVIC, Halil	3-BEMBRY, DeAndre	4-KANACEVIC, Halil



Saint Joseph's Basketball  
Saint Joseph's Game-by-Game Highs (as of Mar 16, 2014)  
All games

Opponent	Date	Score	Points	Rebounds	Assists	Steals	Blocked shots
at Rhode Island	02/19/14	57-54	18-ROBERTS, Ronald	9-ROBERTS, Ronald KANACEVIC, Halil	4-KANACEVIC, Halil	2-GALLOWAY, Langs BEMBRY, DeAndre	1-GALLOWAY, Langs
FORDHAM	02/22/14	87-72	33-GALLOWAY, Lang	9-ROBERTS, Ronald	5-KANACEVIC, Halil	1-ND AO, Papa KANACEVIC, Halil	3-KANACEVIC, Halil
DAYTON	02/25/14	79-53	22-ROBERTS, Ronald	8-KANACEVIC, Halil	8-KANACEVIC, Halil	2-BEMBRY, DeAndre GALLOWAY, Langst	4-KANACEVIC, Halil
at St. Bonaventure	03/01/14	83-74	27-GALLOWAY, Lang	8-GALLOWAY, Langs	5-KANACEVIC, Halil	2-ROBERTS, Ronald	5-KANACEVIC, Halil
at George Washington	03/05/14	71-76	22-BEMBRY, DeAndr	8-ROBERTS, Ronald	8-BEMBRY, DeAndre	2-WILSON, Chris	2-ROBERTS, Ronald
LA SALLE	03/09/14	63-71	27-GALLOWAY, Lang	12-KANACEVIC, Halil	5-BEMBRY, DeAndre	None	1-MILES, Isaiah KANACEVIC, Halil GALLOWAY, Langst
vs Dayton	03/14/14	70-67	31-GALLOWAY, Lang	12-KANACEVIC, Halil	3-KANACEVIC, Halil BEMBRY, DeAndre WILSON, Chris	2-GALLOWAY, Langs	2-ROBERTS, Ronald
vs St. Bonaventure	03/15/14	67-48	26-KANACEVIC, Halil	17-KANACEVIC, Halil	4-KANACEVIC, Halil	2-KANACEVIC, Halil GALLOWAY, Langst	2-ROBERTS, Ronald
vs VCU	03/16/14	65-61	19-GALLOWAY, Lang	14-KANACEVIC, Halil	8-BEMBRY, DeAndre	1-BEMBRY, DeAndre WILSON, Chris	2-ROBERTS, Ronald KANACEVIC, Halil



**Saint Joseph's Team Game-by-Game Comparison (as of Mar 16, 2014)**  
**Saint Joseph's Basketball**  
**All games**

Opponent	1st	2nd	Score	Mar	Total FG	FG Pct	3-Pointers	3FG Pct	Free Throws	FT Pct	Rebounds	Assist	T/Over	Block	Steal	Fouls
Vermont	43/26	31/38	74-64	+10	24-52/20-51	.462/.392	6-16/4-17	.375/.235	20-30/20-29	.667/.690	41/28 +13	10/11	14/9	4/7	3/6	22/26
MARIST	40/25	41/37	81-62	+19	30-61/22-56	.492/.393	7-16/6-25	.438/.240	14-21/12-18	.667/.667	47/26 +21	18/13	12/9	3/3	5/5	17/18
CREIGHTON	45/40	34/43	79-83	(4)	26-55/31-56	.473/.554	14-31/11-22	.452/.500	13-16/10-14	.813/.714	28/29 (1)	19/19	8/8	4/2	2/4	19/15
LSU	30/46	35/36	65-82	(17)	25-56/30-57	.446/.526	3-16/10-22	.188/.455	12-26/12-15	.462/.800	29/38 (9)	6/17	12/16	4/2	8/9	15/21
Siena	46/26	32/40	78-66	+12	25-48/23-57	.521/.404	8-15/6-12	.533/.500	20-31/14-20	.645/.700	30/38 (8)	13/12	13/17	5/1	12/10	16/24
Washington State	34/28	38/39	72-67	+5	27-56/25-54	.482/.463	7-18/10-26	.389/.385	11-18/7-10	.611/.700	37/27 +10	12/14	7/8	6/1	2/3	13/17
Temple	34/39	35/38	69-77	(8)	25-65/27-61	.385/.443	6-26/5-17	.231/.294	13-16/18-25	.813/.720	45/37 +8	10/14	15/9	2/4	2/9	20/21
VILLANOVA	35/39	33/59	68-98	(30)	22-60/32-71	.367/.451	4-20/12-30	.200/.400	20-27/22-28	.741/.786	38/45 (7)	9/19	11/5	8/6	2/4	24/21
DREXEL	23/27	52/28	75-55	+20	30-56/21-55	.536/.382	5-16/0-11	.313/.000	10-22/13-25	.455/.520	42/35 +7	13/9	12/9	5/2	3/3	20/24
Loyola Maryland	60/24	28/53	88-77	+11	24-52/27-58	.462/.466	8-21/6-24	.381/.250	32-40/17-26	.800/.654	37/30 +7	19/14	14/12	3/2	3/6	18/26
BOSTON UNIVERSITY	28/35	45/32	73-67	+6	24-53/26-62	.453/.419	5-15/5-22	.333/.227	20-25/10-11	.800/.909	33/33 -	14/14	12/9	5/1	4/5	11/20
BINGHAMTON	39/15	32/29	71-44	+27	26-52/15-52	.500/.288	14-26/5-23	.538/.217	5-14/9-14	.357/.643	48/21 +27	21/8	13/7	2/0	5/7	12/17
DENVER	23/25	30/27	53-52	+1	18-48/19-43	.375/.442	4-10/7-20	.400/.350	13-23/7-10	.565/.700	38/26 +12	9/13	13/14	5/1	9/6	11/20
Massachusetts	31/28	31/38	62-66	(4)	23-47/24-55	.489/.436	6-18/5-15	.333/.333	10-17/13-21	.588/.619	35/28 +7	15/14	17/8	5/4	3/5	15/15
George Mason	40/45	44/35	84-80	+4	29-49/31-63	.592/.492	7-16/11-23	.438/.478	19-26/7-10	.731/.700	31/26 +5	14/13	15/11	4/0	7/9	10/16
DUQUESNE	52/20	32/55	84-75	+9	31-48/27-70	.646/.386	17-27/13-33	.630/.394	5-14/8-10	.357/.800	37/29 +8	27/18	22/10	4/1	4/17	11/17
Penn	57/23	28/45	85-68	+17	31-55/27-61	.564/.443	16-24/8-20	.667/.400	7-12/6-10	.583/.600	36/25 +11	24/22	15/10	1/2	4/7	8/12
RHODE ISLAND	27/30	34/27	61-57	+4	19-43/22-57	.442/.386	2-14/3-16	.143/.188	21-38/10-15	.553/.667	30/40 (10)	11/11	13/14	9/2	5/5	15/28
Richmond	28/35	34/42	62-77	(15)	26-70/23-48	.371/.479	6-22/10-22	.273/.455	4-10/21-30	.400/.700	44/35 +9	10/14	8/7	2/1	3/2	21/10
Dayton	20/25	40/32	60-57	+3	21-45/20-53	.467/.377	6-17/10-28	.353/.357	12-21/7-12	.571/.583	29/35 (6)	10/14	13/14	6/2	6/7	17/17
MASSACHUSETTS	41/25	32/43	73-68	+5	21-51/26-53	.412/.491	6-13/4-14	.462/.286	25-40/12-20	.625/.600	32/37 (5)	14/18	10/15	2/2	3/7	19/26
SAINT LOUIS	22/35	27/30	49-65	(16)	15-47/22-50	.319/.440	1-15/6-13	.067/.462	18-30/15-17	.600/.882	33/34 (1)	5/15	17/14	9/2	8/12	15/19
VCU	34/26	35/36	69-62	+7	25-57/25-60	.439/.417	6-21/4-14	.286/.286	13-20/8-12	.650/.667	39/35 +4	13/12	12/10	6/2	6/9	12/19
La Salle	36/26	39/38	75-64	+11	25-51/24-63	.490/.381	7-17/10-23	.412/.435	18-22/6-9	.818/.667	29/40 (11)	13/13	8/3	8/2	6/2	12/19
Rhode Island	25/33	32/21	57-54	+3	22-49/20-53	.449/.377	4-16/3-14	.250/.214	9-14/11-17	.643/.647	30/35 (5)	11/14	7/8	1/3	5/2	15/13
FORDHAM	42/30	45/42	87-72	+15	29-49/28-69	.592/.406	15-29/10-26	.517/.385	14-19/6-9	.737/.667	36/28 +8	17/15	19/8	5/3	2/15	13/18
DAYTON	39/20	40/33	79-53	+26	28-48/20-63	.583/.317	9-15/5-22	.600/.227	14-20/8-14	.700/.571	27/40 (13)	19/8	6/11	8/2	6/4	12/14
St. Bonaventure	40/35	43/39	83-74	+9	27-50/26-61	.540/.426	8-23/4-13	.348/.308	21-24/18-21	.875/.857	33/27 +6	15/11	16/13	9/2	5/7	21/22
George Washington	32/30	39/46	71-76	(5)	25-56/25-55	.446/.455	8-26/9-20	.308/.450	13-22/17-27	.591/.630	32/39 (7)	19/15	7/11	3/3	4/3	22/15
LA SALLE	23/33	40/38	63-71	(8)	22-55/21-53	.400/.396	7-22/4-12	.318/.333	12-22/25-31	.545/.806	41/33 +8	15/12	14/5	3/2	0/11	20/20
Dayton	35/34	35/33	70-67	+3	23-55/27-56	.418/.482	9-25/7-19	.360/.368	15-25/6-14	.600/.429	36/36 -	12/13	6/7	2/0	3/4	11/18
St. Bonaventure	29/29	38/19	67-48	+19	21-46/15-59	.457/.254	6-16/2-15	.375/.133	19-28/16-23	.679/.696	42/36 +6	14/8	14/9	4/6	6/7	22/22
VCU	28/24	37/37	65-61	+4	24-50/24-65	.480/.369	6-17/5-19	.353/.263	11-20/8-15	.550/.533	40/38 +2	13/9	12/5	5/6	2/6	13/18

Note: Game totals are displayed in the format TEAM/OPPONENT for each category



# Martelli sheds tears, gets last laugh

NEW YORK — You've seen Phil Martelli get angry, edgy, streetwise, sarcastic, proud. You've seen him happy.

This was different. As soon as his St. Joseph's Hawks won the Atlantic 10 tournament on Sunday, Martelli's chin started to quiver. He

looked behind his team's bench, where his wife had already broken down in tears.

"I was trying to hold off," Martelli said later. "When I saw her and how emotional

she was, I broke."

Did Judy Martelli often get full-on emotional like that after the big ones? She shook her head.

"This was different," she said after the Hawks found out they would play Connecticut on Thursday in the first round of the NCAA East Regional in Buffalo.



MIKE JENSEN

@jensenoffcampus

## OFF CAMPUS



St. Joseph's coach Phil Martelli with Hawks forward Halil Kanacevic after winning the Atlantic 10 title. "I thought that we could be special," an emotional Martelli said. RON CORTES / Staff Photographer

In tears on the court, Martelli was back to himself soon enough. When he found out St. Joe's was going to the same site as Villanova and would face the Wildcats if they both won in the

first round, Martelli quipped: "I'll call Jay Wright. I'm sure they're flying whatever the biggest plane is ... A 797. Maybe we can sit in the back."

Martelli said he hadn't seen

UConn much. "I hear they have great women's basketball," he said with a little smile — Huskies women's coach Geno Auriemma is his buddy.

But as soon as St. Joe's beat VCU to become A-10 champ for the first time since 1997, Martelli

**"I'll call Jay Wright. I'm sure they're flying whatever the biggest plane is ... A 797. Maybe we can sit in the back."**

Phil Martelli, St. Joseph's coach

lost it. A lot of things had hit him since the last season ended. He had lost a sister and a sister-in-law. A son had lost his job in the Mike Rice scandal at Rutgers.

"I feel like I've been invited by God to play cards, but he's only given me three cards," Martelli said last May.

Martelli's emotions, he admitted later, also were very much about this season. If you predict-

See **MARTELLI** on E2



# Martelli gets teary as St. Joe's clinches

**MARTELLI** from E1  
ed St. Joe's would have a  
good 2013-14 season, you  
started off right, then were  
wrong, *very* wrong, right,  
right, right, crucially wrong,  
and now completely right.

Right after the Villanova  
game, a 98-68 December de-  
bacle, a website was con-  
structed, Philmustgo.com.  
According to the site, 351  
people signed a petition,  
many giving reasons why it  
was time for a change.

"It's impossible," Martelli  
said of ignoring the website,  
talking just before the selec-  
tion show. "I read newspa-  
pers. I'm out in the commu-  
nity, so I hear everything."

In the past, he would  
have engaged, he said.  
(Think 2004, Billy Packer.)

"Who is it, and what are  
they saying?" Martelli said  
said he might have re-  
sponded. "But you're not  
dealing with all the cards.  
I get it. We were 4-4 and  
we got annihilated."

Critics had more cards.  
St. Joe's hadn't been to the  
NCAAs since 2008, hadn't  
won a tourney game since  
2004. Despite that '04 run to  
the Elite Eight after a per-  
fect regular season, Martelli  
doesn't get a lifetime deal.

Still, he said, "I've  
worked so hard at not just  
being the coach."

In other words, *of course*  
he was hurt.

"I thought that we could  
be special," Martelli said  
of this season, how he  
tried to leave the outside  
noise aside. "The players,  
I know that they know, be-  
cause I can hear them,

and there's a couple of  
them that wanted to en-  
gage. ... I told the players  
'Don't engage. I'm good.'"

Fans getting upset at  
coaches isn't exactly  
breaking news, but it  
may be unique to have a  
website set up and peti-  
tions signed to get rid of  
the coach, and plenty  
more alumni agreeing  
with the sentiment, in  
the midst of what turns  
out to be a special sea-  
son, now 24-9.

And now? It's a joyride.  
When Martelli saw where  
the Hawks were placed, he  
snapped his head a little.

"I was startled," he said  
not because the Hawks  
were a 10th seed and play-  
ing UConn, but because of  
the potential second-  
rounder with 'Nova.

But if that matchup  
were to happen, it's not  
any more outlandish than  
how the rest of this has  
played out for the Hawks.

"This is going to go way  
up there on a number of  
fronts," Martelli said, tick-  
ing off the joy of his play-  
ers and all his family  
there, including his grand-  
son who gave his own  
news conference, mimick-  
ing his grandfather. "This  
will be tough to beat."

And if you go to Philmus-  
tgo.com now, you see a pho-  
to of the coach, his arm ex-  
tended, thumb raised, with  
the words, "Congratulations  
to the 2014 A10 Champs ..  
In Phil We Trust."

✉ mjensen@phillynews.com  
@jensenoffcampus



# Seniors going out right way

BROOKLYN, N.Y. — Phil Martelli is almost never wrong.

Not about his basketball team, sequestered on Hawk Hill in Martelli's tiny fiefdom, all things within his gaze.

He's wrong about this team. Just a little.

Martelli thinks this St. Joseph's team was propelled to the Atlantic 10 Tournament title yesterday by a 10-day trip it took to Italy in August. There, Martelli picked up a rosary ring blessed by the Pope and watched a minor miracle unfold: His assemblage of modestly talented players traipsed through the Old Country as giddy as middle-school kids. They rode in gondolas, posed at the feet of David and ate curious food that bore no resemblance to an Olive Garden menu.

This time, Martelli is wrong about what set this group toward a No. 10 seed in the NCAA Tournament and a first-round game against No. 7 Connecticut in Buffalo on Thursday.

It wasn't sharing cannoli and scallopini.

It was beans and rice, queso burritos and chicken quesadillas.

That's what seniors Ronald Roberts, Halil Kanacevic and Langston Galloway ate at the Qdoba just off campus last March.

A week before, St. Joe's was knocked out of the NIT in the first round. It was the second time in as many seasons that happened. Galloway, Roberts and Kanacevic had one more chance to leave a better legacy at St. Joe's. Over cips and salsa, they vowed to avert mediocrity.

"We didn't want to go out like that," Roberts said.

Then they lost their last two regular-season games this season.

They had 21 wins and a No. 4 seed in the A-10 Tournament, but



**MARCUS HAYES**

hayesm@phillynews.com

they needed at least one more win to ensure an NCAA slot. Galloway gave it to them with a last-minute jumper against Dayton on Friday. They avoided top seed Saint Louis, thanks to St. Bonaventure's upset win Friday, then beat the Bonnies on Saturday.

In the final yesterday, the Hawks outlasted one of the game's young coaching geniuses, Shaka Smart, and his deep, talented Rams, 65-61, for their first A-10 Tournament title since 1997. It is their first NCAA Tournament bid since 2008, when they were a No. 11 seed.

They didn't expect to miss the dance for 5 years.

The Hawks managed 18 wins last year and 20 the year before. They felt like they under-achieved.

"In the past few years, we might have had more talent," Kanacevic said. "But this team, by far, has more character."

No one needed more growth of character than Kanacevic, a 6-8, Hedo Turkoglu archetype from Staten Island with a mouth that never stopped. Before this season, he would rather complain than compete.

He was hit with more technical fouls in his first season, 2011-12, than any other Hawk got in their career, Martelli said. Kanacevic's most notorious tech came in his second season with St. Joe's, on Dec. 11, 2012, when he flipped the bird to the Villanova crowd during a Holy War loss on national television.



Phil Martelli's players back him up during postgame TV interview.

RON CORTES / STAFF PHOTOGRAPHER

He was suspended for a week and he missed two games.

"It was the worst week of my life. It was like being in solitary confinement," said Kanacevic as he held the tournament MVP trophy yesterday. "If you'd have told me then that all this was going to happen to me, I'd have told you that you were crazy."

Kanacevic averaged 15.3 points, 14.3 rebounds and 3.7 assists in the three games. He would have deserved the MVP even if St. Joe's had lost.

"That incident made him a better player and a better person," said assistant coach Mark Bass, who scored more than 1,200 points at St. Joe's. "When I played games at Villanova, I wanted to do what he did all the time. But you've got to look at the big picture."

Kanacevic began sketching this season's picture a year ago over his queso burrito, but, certainly, the picture grew in form and color in the canals of Venice.

For instance, Roberts, the team's soft-spoken big brother, sought out freshman DeAndre Bembry for inclusion in Italy. Yesterday, Bembry shredded VCU's "Havoc" defense, and his second-half dunk over 6-6, 250-pound bodybuilder Mo Alie-Cox turned the game back St. Joe's way.

Bembry finished with 13 points and eight assists. Like his teammates, he was indifferent that the selection committee appeared to devalue their A-10 title run. Saint Louis lost in the first round of the A-10 Tournament and got a No. 5 seed, as did VCU. Massachusetts got a No. 6 seed despite finishing below St. Joe's, George Washington (ninth seed) and Dayton (11th).

St. Joe's could play second-seeded Villanova if both teams win Thursday.

"That's all right," Bembry said. "We're in."

Bembry, the conference's co-freshman of the year, is this team's future.

The seniors are its present.

Roberts, whose Dominican heritage gave him that love for beans and rice, was 6-for-6 from the field yesterday. He scored 15 points, grabbed 11 rebounds and had the decisive block at the game's end. Galloway, who loves quesadillas, led the team with 19 points and averaged 22.7 in the tournament, showcasing himself nicely for the pro scouts in the crowd.

No one is more this team's present than Kanacevic: rough, talented, inexhaustible.

"He had a tough season last year, but you grow," said Kanacevic's father, Hidajet, who emigrated from the former Yugoslavia with Halil's mother before Halil was born. "Life makes you learn."

Hidajet yesterday saw his son play in college for only the third time. Halil's mother, Neziha, "Gets too nervous," Hidajet said. "She has seen him play only once."

She has at least one more chance.



# HAWKS RELY ON SENIOR MOMENTS

BY DICK JERARDI

Daily News Staff Writer  
jerardi@phillynews.com

**T**HE TEXT arrived in the middle of the night on Dec. 8, 2013, reminding Phil Martelli of a game that took place on Feb. 4, 2008, at the Palestra. The Saint Joseph's coach was just a few hours removed from his team getting crushed on its homecourt by archrival Villanova, 98-68, dropping the Hawks' record to 4-4.

It was the kind of defeat that can ruin a season, overwhelm a coaching staff and destroy player confidence. The author of the text reminded Martelli of that night when St. Joe's had crushed Villanova, 77-55, in 2008. It was the Wildcats' fifth consecutive defeat. Their season was spinning out of control at 13-8.

Fast forward 7 weeks and those same Wildcats were playing eventual national champion Kansas in the Sweet 16. They had gone 7-4 through the Big East Tournament, got one of the last at-large berths in the NCAA Tournament, came from way behind to beat Clemson in the first round and then beat Siena to get that date with Kansas.

Nobody understood better what Martelli was feeling than Jay Wright. The Villanova coach had been there. So, he sent that text in the middle of the night.

It was an only-in-Philly moment that will be celebrated early this morning at the Palestra where all the city coaches will gather for the annual Coaches vs. Cancer Tournery Tip-Off Breakfast. Wright will be there to talk about his Big East regular-season champions. Martelli will share the same day is where he will be talking about his Atlantic 10 champion Hawks.

It's never about what happens to you. It's about how you deal with what happens to you. Something happens to everybody.

Villanova happened to the Hawks on



RON CORTES / STAFF  
PHOTOGRAPHER

**Hawks head coach Phil Martelli and senior Halil Kanacevic are all smiles after winning the A-10 Tournament.**

Dec. 7. For the next 3 months, the Hawks happened to just about everybody they played, winning 17 of 20.

Then, a bad final week of the regular season happened to them. They got over it, went to Brooklyn for the A-10 Tournament, got a tense, must-have game against Dayton on Friday, played a brilliant second half to blow away St. Bonaventure on Saturday and then played brilliantly down the stretch yesterday to withstand the heat that is VCU.

Now, here they are, the three seniors, Langston Galloway, Halil Kanacevic and Ronald Roberts, junior point guard Chris Wilson and freshman forward DeAndre' Bemby, the iron five playing almost all of the minutes, going 10-3 in games decided by six points or less, finding a way to utilize their unique skill sets and play winning basketball.

These Hawks are top 50 in two-point and three-point percentage, bottom 25 in free-throw shooting, bottom five in bench minutes and top three in fewest fouls, 15.8 per game. It is a way to play that nobody would imagine, but it is their way.

When asked before the A-10 Tournament what an NCAA berth would mean, Martelli, after a very long pause to gather his thoughts, said: "It would be a testimony to the players because of perseverance, the

unusual journey because so many of them have played so many minutes from when they were so young. It would be an endorsement of what and how you should go about your college career. They've stayed with it."

They watched one teammate get thrown out of school, another transfer, one leave just weeks before a school year was about to start and still another leave for a pro career that has not happened. The seniors all just kept showing up.

Galloway now has 1,966 points, closing on Bernard Blunt's 1,985 second all-time at SJU, a school record 339 threes, two game-winners against Dayton this season and "the" shot against VCU yesterday. He is the big-shot maker.

Kanacevic, after his tour de force 26-point, 17-rebound day against the Bonnies in the A-10 semis and another double-double in the championship game, now has one of the unique career stat lines in Big 5 history — 1,151 points, 1,020 rebounds, 402 assists and 279 blocks. He is the facilitator.

Roberts has 1,381 points and 851 rebounds and a succession of impossible dunks, perhaps topped by that insane tip throw/jam on Friday against Dayton. His dunks will be impossible to equal on Hawk Hill. He is the finisher.

Most important, the seniors are 62-37 in their three seasons together (Kanacevic

sat out a season after transferring from Hofstra) and will finish their college careers playing in the NCAA Tournament for the first time.

This was the same core that was picked to win the A-10 in 2012-13 and played like they had something to lose, rather than something to gain. None of them played as well as they had when they were sophomores. There were chemistry issues. They finished 18-14. They head for the NCAA at 24-9.

"As a coach, to see their name called on Sunday, to see them get that kind of reward and that kind of joy, it would be a special one," Martelli said. "The world that we live and I'm not saying it's a wrong world, it's based on that tournament. In professional sports, it no longer seems enough to be a playoff team. Well, we didn't win it all."

This Saint Joseph's team is not going to win it all. They might win an NCAA game. Or even two. Or none.

And the games will certainly matter on some level. But these players and the coaches who believed in them and showed them a way to maximize their abilities have already won something far more important than any triumphs on the basketball court. They have found a way to overcome their doubts and their fears and even their results and come out the other side, with the experience of a journey none of them will ever forget.





Courtesy: Sideline Photos, LLC

## GAME DAY FEATURE: RONALD ROBERTS, JR.

Courtesy: Nikki Philpot  
Release: 02/25/2014



[Tweet](#)

The hawk is known for its cunning demeanor, the representation of a sly, clever predator that soars freely through the clouds to locate its prey. Once locked in on its unknowing victim, the hawk strikes: powerfully, and above all, mercilessly.

No one better embodies this characterization than Saint Joseph's senior forward Ronald Roberts, Jr. Known for his remarkable ability to consistently dominate above the rim, Roberts recognizes defensive weakness and seizes opportunity by soaring freely up into the air. Once above the rim, Roberts owns the advantage – power. And with that power, the Hawk strikes.

The hawk soars. Ronald Roberts, Jr., soars. It was meant to be.

Roberts' ability to launch himself high above the rim has allowed the senior to slam down the rock 164 times throughout his four-year career at Saint Joseph's. The power forward has thrown down his signature move five times in one game on three different occasions, including twice this season. Having played in 123 career games, the 6-foot-8, 225-pound senior averages 1.3 dunks every night he takes the court.

"I definitely love dunking," said Roberts. "It's something I've been doing since I was little, especially with my friends in my backyard on a little Fisher Price rim. Just watching Vince Carter growing up doing these crazy dunks. Dunking is my favorite thing to do on the court. It deflates the other team because they don't want their team to get dunked on. They kind of put their heads down, so it works as an advantage for us, especially with our home crowd. They go crazy."

Roberts is a threat to score every time he touches the ball, whether on the ground or in the air. The senior brings the Hagan Arena crowd to its feet game after game with every rim-shaking dunk, highlighted by a pair of



his personal favorites – a windmill dunk against Dayton in January 2012 and a monstrous throwdown against George Washington in February 2013. Although both dunks are remarkable in the stylistic sense, Roberts remembers them with a sense of pride due to the challenges he tackled to convert both plays.

“I went up to do the windmill dunk and I got fouled, and I still made [the free throw],” said Roberts of his sophomore-year dunk against the Flyers. “I like that dunk. And I like the dunk against George Washington where Halil [Kanacevic] threw it in on an out-of-bounds play; I caught it at a weird angle but I still got it to go in. That was cool.”

Roberts has been perfecting his craft since the day of his first real – outside of the Fisher Price days – dunk.

He was 13.

The standout admits that when he was first learning the move back in middle school, physically dunking the ball would take him multiple tries as he couldn’t do it on demand. However, his body would catch up quickly as just two years later he threw down dunk after dunk as a rookie on his freshman basketball team.

Of course, Roberts contributes in additional ways as he ranks second on the squad in scoring (14.3 points per game), rebounding (7.2 per game), and blocks (1.3 per game). Being one of SJU’s most effective all-around threats on both the offensive and defensive ends of the court demands an obvious amount of physicality. But contributing also requires a sharp mentality, and Roberts possesses a concrete understanding of what it takes to maintain a strong mentality from the opening tip through the final buzzer.

“It’s actually easy,” said Roberts in reference to switching his mentality between offense and defense. “I’m more defensive-minded if anything. I take it personally when my man scores on me. I just want to be the nastiest, dirtiest dude on the floor. A lot of guys are talented and have skills and that’s great, but I don’t think a lot of guys want to bring the toughness and nastiness, getting on the floor and doing all the dirty stuff, so I like to bring that to the game.”

Roberts utilizes his committed level of focus to lead his team by example. Although he is, self-admittedly, not the most vocal player on the court, Roberts demonstrates his leadership through each offensive and defensive play. And Roberts was rewarded for his consistency in leading by example in one of the most respected ways – alongside Langston Galloway and Halil Kanacevic, Roberts was named a team captain for the 2013-14 season.

“It meant a lot,” said Roberts of the captaincy. “I actually thought those guys were definitely going to be the captains because Lang was the captain before and Halil is very vocal. I’m more laid-back, but I like to show my teammates by example. I didn’t think I was going to get it, but I was very honored. It made me just want to show the younger guys what to do on the court and that you should always go hard. I love leading the team.”

Roberts has worked hard from the moment he stepped foot on campus for his very first collegiate basketball practice. He knew he would have to work hard on the college stage in order to succeed. So, he did. With the exception of a string of 12 starts in the final 13 games of his freshman season, Roberts began his career as a sixth man, coming off the bench for a majority of his freshman and sophomore campaigns. Although he desired a starting spot in the rotation in his second year, the then-sophomore continued to both work and play as hard as he could. That work ethic earned him 2011-12 Atlantic 10 Sixth Man of the Year recognition.

The Hawks’ captain has earned multiple accolades throughout his career, including Atlantic 10 All-Conference Third Team and All-Big 5 First Team recognition last season and a slot on the Atlantic 10 Preseason All-Conference Second Team this year. However, perhaps the most impressive pair of honors came last season. For the third consecutive year, Roberts received the Robert O’Neill Memorial Most Improved Player Award, and for the first time in his collegiate career, Roberts also received the John P. Hilferty Award as Saint Joseph’s Most Valuable Player. Most valuable and most improved. To Roberts, it’s all about continuous progression.

“You have to be patient and you have to keep working hard every day,” said Roberts of succeeding on the court. “Every time you get on that court, you have to realize the opportunity. It could change your life if you just

keep going at it; you just have to keep at it. You can’t let little things distract you. There are always going to be bumps in the road, but you just have to be mentally tough. That’s the main thing – you have to be mentally



tough. That'll take you through a lot of things."

With just a handful of games remaining in his senior year, Roberts has begun to look toward the future. In his short-term future, the senior has aspirations of playing professionally for as long as the opportunity presents. After that, he would like to put his communications degree to good use in the area in which he has always excelled – athletics. Roberts aspires to work his way into sports journalism at any level, potentially beginning with grammar- and high-school level teams with the goal of eventually reaching collegiate and NBA athletes. It takes commitment, focus, and, above all, hard work, to reach one's dreams, and that will only help Roberts on his path to success. As can be expected, Roberts will just keep working.

"I could keep working my way up," said Roberts. "I want to write about sports. I want to stay close to the game."

Returning to his present, Roberts is set to compete in the final two home games of his collegiate career, with the first of the two set to tip off tonight as the Hawks take the court against Dayton. The Hawks won their most recent matchup against the Flyers back on January 29. It was as close a game as it could possibly be as Galloway banked home a three-pointer with 1.8 seconds remaining in regulation to lift Saint Joseph's to a 60-57 victory. Roberts expects that same level of competition this evening.

"We know it's going to be a tough game," said Roberts. "Dayton is always really good and they're very athletic. But I think if we execute the plan and do what Coach tells us, we'll be fine.

"And playing at Hagan with all of these great fans is always good," he added.

Tonight, Saint Joseph's will fight for its milestone 20th win of the season and look to improve to 11-3 at home.

As always, we can expect that one defining moment, that moment when we see Saint Joseph's senior forward Ronald Roberts, Jr., outwork everyone on the court en route to soaring high above the rim.

Of course he'll soar. He's a Hawk.

And that's what hawks do.

**Show Menu**





*With St. Joe's Bemby, the defense never rests.*

# A Hawk who relishes his role

By Marc Narducci  
INQUIRER STAFF WRITER

This is Phil Martelli's 19th season as St. Joseph's head basketball coach and as he remembers he has never given a freshman as much defensive responsibility as he does to 6-foot-6 forward DeAndre' Bemby.

Most of the time Bemby will cover the opponent's top offensive player, regardless of size. That was the case in Saturday's 75-64 win over La Salle, when Bemby covered point guard Tyreek Duren, who was limited to nine shots.

"I would say DeAndre'

has probably had the most significant defensive role of any freshman I have had," Martelli said.

One of the reasons Bemby has been so successful in this role is that unlike many college (or NBA) players, he relishes the chance to defend.

"I have always liked playing defense and have been guarding the other team's best player since I was young," Bemby said. "Guarding is definitely a positive thing for me."

He is able to adjust whether it's defending guards, forwards, or

even centers.


In high school I covered all positions, so it's not a problem for me," he said.

Bemby isn't just a defensive specialist. He leads the 17-7 Hawks with 26 steals, but is also the third-leading scorer with an 11.4 average. Bemby is also averaging 4.6 rebounds and 2.3 assists.

On a team that starts three seniors and a junior, Bemby has blended in with the veterans. He is averaging 31.8 minutes per game, and the only statistic he cares much about is the number of points the player he guarded had scored.

**DeAndre' Bemby** is a fearless defender.

MICHAEL S. WIRTZ / Staff







Courtesy: Sideline Photos, LLC

## GAME DAY FEATURE: HALIL KANACEVIC

Courtesy: Joe Greenwich

Release: 02/08/2014



0

Tweet

0

It was only just last week, but the Hawks' 60-57 victory at Dayton on January 29 already feels like a classic game from Hawk lore. After struggling from the floor in the first half, much as they had for the two games prior, the Hawks caught fire and ran out to a 15-point lead. But college basketball is a game of runs, and the Flyers had theirs at the right time, tying the game with 11 seconds to go.

Everyone remembers [Langston Galloway](#) banking home a three-pointer with less than two seconds remaining to win the game. But something historic happened that night that had nothing to do with Galloway, nothing to do with the Hawks breaking a long losing streak at UD Arena.

A look at the box score would reveal what appears to be just another night at the office for Saint Joseph's senior forward [Halil Kanacevic](#). Eight points, 11 rebounds, three assists, two blocked shots, and a steal in 40 minutes. He certainly filled up his line, but nothing really blows you away. It's pretty much what we've come to expect from him.

Until you look at the big picture, that is. Kanacevic scored the 1,000<sup>th</sup> point of his collegiate career during that second half run. He also pulled down his 900<sup>th</sup> career rebound. Combine those milestones with the fact that he had already amassed over 300 career assists, and you might be inclined to wonder who else in Hawk history has put together those sorts of numbers.

You can stop wondering. It's [Halil Kanacevic](#). That's the list.

Of all the great players to don the Crimson and Gray, none had scored 1,000 points, pulled in 900 rebounds, and dished out 300 assists as a college basketball player until that night in Dayton.

His stat line didn't tell the whole story. But maybe that *is* the story.

[Show Menu](#)



\* \* \*

**Halil Kanacevic** is playing the best basketball of his career at the perfect time. After a 4-4 start, Saint Joseph's has won 11 of its last 14 games, and Kanacevic's steady production has been a driving force behind that record. This season, he is posting career-best averages in points, rebounds, and assists. Possibly most importantly, he's also averaging a career high in minutes.

"It's been the most important thing, but it's also been the hardest thing," Kanacevic said about his increased ability to stay on the floor. "I play pretty aggressively."

Throughout his career, Kanacevic has often found himself in foul trouble, a symptom of that aggressive style of play. Instead of being forced into becoming overly cautious on the defensive end due to foul trouble, he's figured out how to nip the problem in the bud.

"I think I've always known how to play with [foul trouble]," he said. "I think now I'm more so learning how to avoid it. It's kind of changed the way I play. It's different."

"It's the era, too," he continued. "I grew up playing physical basketball. It's a different story, how the game is called today."

In three of his last four games, he's played a full 40 minutes. One of his most memorable performances in a Hawk uniform, however, came just a few weeks ago during a game in which he played only 30 minutes.

On January 18 at The Palestra, Kanacevic posted a double-double in the first half and finished with nine points, 15 rebounds, and 12 assists, coming just a single point away from an elusive triple-double. Many in attendance and following along at home knew what he was close to accomplishing, but Kanacevic wasn't among them.

"I knew I had a lot of rebounds, and I knew how many points I had because it's on the scoreboard," he said. "But I didn't know about the assists."

Despite finding out that he was just a single point short of an outstanding personal achievement when he checked out of the game with over eight minutes to go, he never even considered asking back in. After all, there was only one stat he cared about.

"It's no big deal," he said. "It's more important to win the game."

\* \* \*

Sometimes, even a team's best passer needs an assist.

We all make mistakes. Most of us are fortunate enough to make them privately. For Kanacevic, the lowest point of his basketball career played out in front of thousands of people.

In December of 2012, Kanacevic found himself suspended for two games and a week of practice after a well-publicized incident of unsportsmanlike conduct during a game at Villanova. For someone known for his intelligent play, it was a lapse in judgment he won't soon forget.

"It was dumb," he said of his behavior that night. "That's the best way I can put it. It was dumb. I'm definitely not proud of it, but it happened, and I can't do anything about it."

Being away from his teammates and the game he loves had a profound effect on a thoughtful young man like Kanacevic.

"It was depressing, honestly," he said. "You're kind of up in the air. You know how you're going to be perceived now. You know it's going to be one of those things where it's like, 'are you going to be able to get back from this?' in regards to people liking you again."

"I'm not the type of person that's overly concerned with what other people think about me," he continued. "But I



don't care who you are; it's going to bother you to some extent. But over time, you start being able to recoup from it."

Just as Kanacevic dishes out assists on the floor, his teammates returned the favor during a tough period.

"I got texts from teammates, telling me they had my back," he said. "That was great [to have their support]."

Kanacevic returned to the lineup for three games, but soon found himself away from the team once again, this time for reasons beyond his control, when his uncle Rizo passed away at the age of 45. Kanacevic joined his family in Montenegro, and basketball ended up on the back burner.

Despite their physical distance, Kanacevic and his uncle were close, thanks to frequent phone calls and family conversations.

"We were really close, and it's...I don't want to say it's 'odd,' but it's kind of weird because he didn't live here [in the United States]," he said. "We spoke on the phone, and he always checked up on me. Even if he didn't talk to me directly, he always checked up on me, and I always asked my mom how he was doing."

The pair did get to spend quality time together when Kanacevic had opportunities to make the trek to Europe.

"When I went over there, he would always have me by his side and would take me places," he said. "He was trying to make up for the time that we couldn't spend together over here. Most people have their aunts and uncles around them and get to see them, but we didn't have that, so when I went over there, we spent a lot of time together."

It can take a lot to bounce back from a loss like that, and we all find unique ways to process our grief and honor our loved ones. Kanacevic does so every time you see him take the floor: he traded in his old jersey number, 21, in exchange for 45, his uncle's age at the time of his passing.

"It's one of the most selfish things you think of, as a player, when you're growing up. You get a certain number, you get infatuated with it," he explained before the season began. "I've seen kids get into fights over a jersey number.

"My thing was, let me be unselfish about that and actually give meaning to it," he continued. "I know what that number means; I know what it represents. I chose it for personal reasons, not a selfish reason. I felt like I needed to do it."

It's not a temporary change, either. Wherever his basketball career may go, his uncle's memory will be right there with him.

"Of course. If I can keep it, why not?" he said of his new number.

With such a low point on the court followed so quickly by personal tragedy, many people would have broken down. But not **Halil Kanacevic**. He's about as tough as they come.

Growing up, he had no other choice.

\* \* \*

They say that "game recognizes game." Nowhere is this more true than on playgrounds across New York City. If you can't play, then you won't play. But if you can? There will always be a spot waiting for you. That sort of meritocracy is what turned Kanacevic, a Staten Island native, into the jack-of-all-trades we've enjoyed watching for the past two-plus seasons.

"Sometimes when you're playing with older kids, you've got to rebound and pass the ball," he said. "They're not letting you score, you know? You've got to find other ways to score without them getting the ball to you. You've got to get an offensive rebound. Do you know how to move without the ball, so that when they actually *do* pass it to you, you're in a good spot to make a shot?"



All of these abilities conspire to keep a young player on the court. After all, who wouldn't want to have a guy like that on their team?

"If you keep getting rebounds, they'll want to pick you up for the next game because 'this kid rebounds all the time,'" he went on. "If you make good passes, they know if they give you the ball, you'll make a good pass. That's a way to finagle your way into playing with the older kids because they think, 'oh, we'll pick him up, he has all the intangibles.' And it's fun."

In the modern age of specialization, players are labeled by what they do best. A player can be thought of as a spot-up shooter, a low-post presence, a distributor, or any number of other labels that get bandied about when discussing what someone does well. This process often begins at a young age, when players go to summer camps and play in middle school or on the AAU circuit.

**Halil Kanacevic** is a post player. He's also a perimeter player. He's a magnificent passer and a tenacious rebounder as well. In short, he's a *basketball player*. And while it may sound counterintuitive, this well-rounded skill set is a result of his late entry into organized basketball.

"I didn't play a lot of organized basketball when I was younger, where you're coached," he explained. "It's like, 'oh, you're a big guy, you've got to post up, that's what you do.' I was more like, 'go outside and play; do everything and make a difference.'"

Despite developing a more reliable three-point shot throughout his time on Hawk Hill, Kanacevic does most of his scoring down on the blocks. When you're battling in the post, you need the power to fight through the trees for a put-back, good footwork to evade defenders, and a deft touch near the rim.

You're going to take a beating down there, so you've also got to be a pretty tough cookie. For that portion of Kanacevic's basketball education, he turned to the gridiron.

Well, kind of.

"We used to play a lot of street football," he recalled.

"I used to go home crying all the time, because they would just abuse me," he said with a chuckle, remembering the older kids with which he used to do battle. "I was probably about 12, and some of them were 16, playing high school football. My parents would yell at me for getting beaten up like that."

But those pickup games toughened him up, and also helped foster the competitiveness that he brings to the court every day.

"We used to have these two buildings, 18 and 20," he said. "We used to play against each other. In the middle of the two buildings there was a spot of grass; 'there it is, go ahead, go at it.' And we went at it. But it was fun and it was definitely competitive."

Toughness and a wide range of skills can go a long way towards building a good basketball player, but sometimes the flow of a game can change, and you need to be able to adapt. You could say that no one on this current Hawk squad has had to adapt, in a basketball sense, like Kanacevic has.

He began his career at Hofstra, playing one season for the Pride before transferring to Saint Joseph's. And while we've all grown accustomed to seeing him handling the ball at the top of the key, that wasn't the case when he was a freshman.

"My thing at Hofstra was to set screens, post up, pick and roll, pick and pop," he explained. "The offense didn't run through me, but you throw it inside and I'll score, I'll go get you a basket, I'll get you a rebound. I was more like a double-double guy."

To what by now should be no one's surprise, he was effective in that role, opening his career with 18 points and 12 rebounds in his first collegiate game – against perennial national power Kansas, no less – and averaged 8.6 points and 7.6 rebounds per game en route to CAA All-Rookie honors.



At Saint Joseph's however, where **Ronald Roberts**, Jr., and C.J. Aiken were already manning the post, Kanacevic's role changed.

"Once I got here, I couldn't play inside as much," he said. "I'm more acclimated to playing outside with the ball [than other post players] because my skill set allows that, and it's what the team needs."

Just like those games on the playground, transferring to Saint Joseph's was another step in the evolution of **Halil Kanacevic**, the basketball player. Of course, as is typical of a team-oriented guy, he won't take all the credit for his growth.

"I feel like it helped because it shows my versatility," he said of making the move to Hawk Hill. "But at the same time, I'm also playing with really good players, so that helps as well."

Looking at how he became the player he is today, it's easy to see that evolution and change are nothing new for Kanacevic. But there's a big change coming up on his horizon.

College is almost over.

\* \* \*

Kanacevic finished the required coursework for his undergraduate communications degree in December and will walk with his class at Commencement in May. Before then, he'll play in his final collegiate games. Just like any soon-to-be college graduate, Kanacevic has already given some thought to what he'd like to do next. And just like most college basketball players, he hopes that next step involves the game he loves.

"God willing," he said about a potential professional career. "I'll do whatever's asked of me. If you want me to go out there and get 12 rebounds and that's it, I'll do that. If you want me to go set screens, I'll do that."

When his playing days eventually come to an end, if all goes well, he won't stray far from the hardwood. Kanacevic can certainly see himself coaching, but while many folks dream of someday running their own program, at this point, he wants no parts of that.

"I honestly don't know if I'd ever want to be a head coach," he explained. "I'd probably like to be a college assistant. Being a college head coach is something that you've got to grow into."

"That's a tough job. People don't realize it, but it's a really tough job," he said with a laugh. "Being a college assistant and helping players develop, I'd like to do that."

Like many players, the allure of television also shines bright for Kanacevic. Down the line, if a network is looking for an insightful basketball mind with an engaging personality to boot, he'd be ready to answer the call.

Of course he will. Because when you get right down to it, answering the call is just what he does.

\* \* \*

Not long after leading his team past nationally ranked Massachusetts in front of a raucous crowd at Hagan Arena, Kanacevic pushed a laundry cart across the court. He stopped to speak with a young Hawk fan, signing an autograph before continuing on his way to the equipment room.

Earlier in the evening, a ball boy had attempted to mop a puddle of sweat off the floor. When a nearby official pointed out a few more spots in need of cleaning, Kanacevic grabbed the mop and got the job done.

You might think such menial tasks would be below a team's senior captain, someone who cut his basketball teeth on the playground in New York, a guy who has posted numbers no one in his school's history ever has. Maybe in some places they would be. But those places probably don't have anyone quite like **Halil Kanacevic** on their roster.

Saint Joseph's does. And with every tough put-back, critical rebound, and needle-threading assist he racks up, Hawk fans are increasingly glad that he's here to get the job done.



Article rank | 7 Feb 2014 | Philadelphia Daily News  
BY DICK JERARDI Daily News Staff Writer jerardd@phillynews.com

# ‘Lang’ in homestretch of strong SJU career

GEOFF ARNOLD was in Las Vegas one summer, going from gym to gym, watching AAU games, searching for players who might fit at Drexel, where he was an assistant coach. He had just talked to his sister Jeralyn, who had told him her son was in Vegas, playing for a 15-and-under team from New Orleans. Arnold had seen him play before, but it had been a while.

One morning when he did not have to see a game involving 17and 18-year-olds, Arnold went to watch his nephew.

“There was a jump ball and his team got it,” Arnold remembered. “He shot a three off the jump and it went in. A couple plays later, he nailed another three. At the end of the first quarter, I called my sister and I told her, ‘You don’t have to worry about paying for college.’ ”

Fast forward to 2014, and 22-year-old [Langston Galloway](#) has scored 1,746 points and made a school-record 299 threes as he enters the homestretch of a career at Saint Joseph’s.

Hawks coach Phil Martelli tells some classic offthe-record stories about some of his former players, calling a few high maintenance and most minimal maintenance.

[Galloway](#) , Martelli said, has been no maintenance.

There is nothing off the record about “Lang.” He graduated in 3 years. He never stops working on his game. He is accountable. He looks you in the eye when he talks.

“There’s no mask,” Martelli said. “There’s no costume with him.”

Arnold, the Hawks point guard from back in the day, came back to his alma mater in 2008 to be one of Martelli’s assistants. He did not forget what he saw that day in Vegas.

“He is a better shooter now than I ever was, even though he’s 15,” he told [Galloway](#) ’s mother.

SJU began to recruit the shooting guard from Baton Rouge, La.

“My uncle and the coaching staff started coming down,” [Galloway](#) said.

And they kept coming until [Galloway](#) decided to leave the South and come to the Northeast. It has worked out better than he or any of his coaches ever imagined. In life, [Galloway](#) is a pleaser. [Galloway](#) ’s high school team had just won a state championship semifinal in Louisiana when he came to Martelli and apologized for how he played.

If he has an on-court fault, it’s that he tries too hard, wants it too much. It can show in his expression, how his classic form can sometimes drift. It is why he felt the need to apologize when no apology was necessary. There has never been a question about his effort.

His freshman year at St. Joe’s, [Galloway](#) started on a freshmen-dominated roster that finished 9-21 in the regular season, but fell only four points short of playing for the Atlantic 10 championship.

“My recognition of [Langston](#) was he cares too much,” Martelli said. “He’s so hard on himself.”

He still is, but he plays through it. He often guards the other team’s best wing, sometimes even the point guard if that player is especially dangerous. He makes threes (42.2 percent career). He makes free throws (80.9 percent career). He plays to win the game.

“The thing that has stayed true is the quality of the person,” Martelli said. “The work ethic is unbelievable. The shooting stroke is his. He worked it, he refined it. He’s still his harshest critic. I’ve tried to wean him off that, but that’s who he is.”

[Galloway](#) spent enough time in the city before he came to Hawk Hill to have a pretty good idea of what he was getting into. Still, there were two issues.

“First thing was definitely the weather,” he said. “I was not prepared for it. Everybody was telling me you’ve got to be ready for the winter.” He wasn’t. He looked out one day, saw 10 inches of snow and said, “Where am I; am I in another world, or what?”

He also could not get used to the food.

“I was in need of some spicy food,” [Galloway](#) said. “Everything was bland. It was definitely a shock to me.”

This winter is giving him one final reminder of our reality. He solved the food issue. He cooks his own now. His parents are in town all the time to see him play, cook him some meals.



Galloway and Arnold's daughter, Gabrielle, are only children, so, according to Arnold, they are more like brother and sister.

"I never got a chance to coach her in athletics," Arnold said. "I'm just a fan. Having him on the team, it's the closest thing to having my son play for me."

When you recruit a player, even a player you know like family, you don't really know how it will turn out.

"He's exceeded my expectations," Arnold said. "His whole experience has been phenomenal."

And it is almost over. That 2011 A-10 run was a hint that two straight seasons of losing were over. SJU won 38 games the previous two seasons.

And here they are at 15-7 after missing an opportunity Wednesday against Saint Louis and looking at another opportunity at home tomorrow night against VCU, a chance to get Galloway and fellow 1,000-point scorers Ronald Roberts and Halil Kanacevic to their first NCAA Tournament.



"In the locker room, we'll talk about it," Galloway said. "We're definitely excited. We know the whole coaching staff is excited, because last year and the year before, everybody was down at this point, just trying to make our way through."

This article was shared by a user of PressReader - an online source of publications from around the world. PressReader contains copyrighted material, trademarks and other proprietary information. Receipt of this article should not be interpreted as grant of any licenses express or implied, to the intellectual property of PressReader or publishers of publications presented. PressReader - Connecting People Through News PressReader, 200-13111 Vanier Place, Richmond BC V6V 2J1, Canada Phone: +1 604 278 4604 © 2003-2014 NewspaperDirect Inc. dba PressReader. All rights reserved. Terms of Use: [http://www.pressdisplay.com/pressdisplay/showlink.aspx?pageid=ins\\_terms](http://www.pressdisplay.com/pressdisplay/showlink.aspx?pageid=ins_terms) Privacy Policy: [http://www.pressdisplay.com/pressdisplay/showlink.aspx?pageid=ins\\_privacy](http://www.pressdisplay.com/pressdisplay/showlink.aspx?pageid=ins_privacy)

[Previous Story](#)

[Next Story](#)