SAINT JOSEPH'S UNIVERSITY

2014 ATLANTIC 10 CHAMPIONSHIP NOTES



LANGSTON GALLOWAY



HALIL KANACEVIC

RONALD ROBERTS, JR.

SAINT JOSEPH'S UNIVERSITY HAWKS 2013-14 MEN'S BASKETBALL #THWND

(No. 4) SAINT JOSEPH'S HAWKS (21-9; 11-5 A-10)

vs.

(No. 5) Dayton/(No. 12) George Mason/(No. 13) Fordham

2014 Atlantic 10 Championship - Quarterfinals
Game #31 • March 14, 2014 • 2:30 p.m. • NBCSN
Barclays Center • Brooklyn

GAME DAY

ARENA	Barclays Center (18,000)
TELEVISION	NBCSN - Mike Corey, David Kaplan
RADIO	CBS SportsRadio 610 - Matt Martucci, Joe Lunardi
AUDIO STREAMING	SJUHawks.com
VIDEO STREAMING	None
SJU STREAK	2 losses
NEXT POSSIBLE GAME	A-10 Semifinals, 1:30 p.m., CBSSN

GAME STORIES

• Freshman **DeAndre' Bembry** was selected as the Atlantic 10 Co-Rookie of the Year and three seniors starters earned All-Conference honors-**Langston Galloway** (1st Team), **Halil Kanacevic** (2nd Team) and **Ronald Roberts, Jr.** (3rd Team) It is the most All-League honorees for SJU since 2002-03. (more on page 4)

• SJU has gone 17-5 since a loss to #14 Villanova on Dec. 7 and has won six of the last eight games. The Hawks won six straight games from Jan. 29 to March 1.

• Saint Joseph's RPI is 42, the sixth best in the conference.

• The Hawks' 21 wins are the most since the 2007-08 team won 21 games and reached the NCAA Tournament. Saint Joseph's 11-5 A-10 record is the best since 2004-05 (14-2). A win today would give the Hawks their most wins since 2004-05 (24).

• **Langston Galloway** has set the school record for starts in a career with 128. **Halil Kanacevic** needs 10 assists to reach 400 for his four-year career.

• The Hawks have won all four games this season against their three possible Quarterfinal opponents.

2013-14 SCHEDULE

NOVEMBER		
Sat. 9	at Vermont	W 74-64
Wed. 13	MARIST	W 81-62
Sat. 16	CREIGHTON (SNY, TCN)	L 79-83
Thu. 28	vs. LSU % (ESPN2)	L 65-82
Fri. 29	vs. Siena % (ESPNU)	W 78-66
DECEMBER		
Sun. 1	vs. Washington St. % (ESPNU)	W 72-67
Wed. 4	at Temple (ESPNews) +	L 69-77
Sat. 7	#14/19 VILLANOVA (CBSSN) +	L 68-98
Wed. 18	DREXEL (TCN)	W 75-55
Sat. 21	at Loyola-Md.	W 88-77
Sun. 29	BOSTON UNIVERSITY	W 73-67
Tue. 31	BINGHAMTON	W 71-44
JANUARY		
Sat. 4	DENVER	W 53-52
Wed. 8	at #19/19 Massachusetts (SNY, TCN)	L 62-66
Sat. 11	at George Mason (CBSSN)	W 84-80
Wed. 15	DUQUESNE	W 84-75
Sat. 18	at Penn (Palestra) +	W 85-68
Wed. 22	RHODE ISLAND (TCN, OSN)	W 61-57
Sat. 25	at Richmond (NBCSN)	L 62-77
Wed. 29	at Dayton (TCN)	W 60-57
FEBRUARY		
Sat. 1	#21/19 MASSACHUSETTS (CBSSN)	W 73-68
Wed. 5	#13/15 SAINT LOUIS (SNY, TCN)	L 49-65
Sat. 8	VCU (CBSSN)	W 69-62
Sat. 15	at La Salle (ESPNU)	W 75-64
Wed. 19	at Rhode Island (CSN, OSN)	W 57-54
Sat. 22	FORDHAM	W 87-72
Tue. 25	DAYTON (CBSSN)	W 79-53
MARCH		
Sat. 1	at St. Bonaventure (NBCSN)	W 83-74
Wed. 5	at George Washington (SNY, CSN)	L 71-76
Sun. 9	LA SALLE (CBSSN) +	L 63-71
	A-10 Championship (Barclays Center)	
Fri. 14	Quarterfinals (NBCSN)	2:30 p.m.
	vs. Dayton/George Mason/Fordham	
Sat. 15	Semifinals (CBSSN)	1:30 p.m.
Sun. 16	Championship (CBS)	1 p.m.

Home games in CAPS at Hagan Arena
& Old Spice Classic (Orlando, Fla.)
+ Big 5 game

HAWKS' PERSONNEL

2013-14 Stats

PROBABLE STARTERS	**PPG**	**RPG**	**APG**	**MPG**	**Notes**
F- #13 Ronald Roberts	14.6	7.2	1.4	32.7	All-A-10 Third Team
F- #45 Halil Kanacevic	10.3	8.3	4.4	31.2	All-A-10 Second Team
F- #43 DeAndre' Bembry	12.2	4.5	2.6	31.6	A-10 Co-Rookie of the Year
G- #10 Langston Galloway	17.0	4.5	1.5	35.7	All-A-10 First Team
G- #24 Chris Wilson	9.4	3.5	2.9	33.2	Career-high 20 pts vs. Dayton
OFF THE BENCH					
F- #32 Papa Ndao	2.9	1.4	0.6	12.3	Hit a crucial three late at Rhode Island
F- #15 Isaiah Miles	3.2	1.8	0.3	9.8	Played career-high 22 minutes at GW
F- #11 Daryus Quarles	2.8	1.2	0.4	12.7	Season-high 9 pts vs. Duquesne
G- #0 Evan Maschmeyer	1.2	0.5	0.4	5.8	Has seen action in 20 games
F- #34 Javon Baumann	1.2	1.9	0.2	6.2	Career-highs of 8 pts, 5 rebs vs. Duquesne
G- #41 Colin Kelly	0.3	0.3	0.0	2.0	Has seen action in 9 games
F- #20 Brendan Casper	0.9	0.3	0.1	2.0	Walk-on who has played in 7 games
F- #25 Eric Kindler	0.0	0.8	0.2	2.0	Has seen limited action in 5 games
INJURED					
G- #22 Kyle Molock	0.3	0.0	0.1	3.1	Out for the season after knee surgery

MEDIA INFORMATION

Basketball SID:	Marie Wozniak
Office Phone:	610-660-1727
Cell Phone:	610-999-3634
Email:	mwozniak@sju.edu
Fax:	610-660-1724
Press Row Phone:	610-660-2599

www.SJUHawks.com
@SJUHawks
@SJUHawks_MBB

HAWKS' ROSTER

NO.	NAME	CL	POS	HT	WT	HOMETOWN	HIGH SCHOOL
0	Evan Maschmeyer	Jr.	G	6-3	200	Jeffersonville, Ind.	Jeffersonville
10	Langston Galloway	Sr.	G	6-2	202	Baton Rouge, La.	Christian Life Academy
11	Daryus Quarles	Sr.	F	6-6	186	Paulsboro, N.J.	Paulsboro
13	Ronald Roberts, Jr.	Sr.	F	6-8	225	Bayonne, N.J.	Saint Peter's Prep
15	Isaiah Miles	So.	F	6-7	223	Owings Mills, Md.	Milford Mill
20	Brendan Casper	Fr.	F	6-6	215	Audubon, Pa.	Methacton
22	Kyle Molock	R-Fr.	G	6-2	192	Dublin, Ohio	Dublin Coffman
24	Chris Wilson	Jr.	G	6-3	210	Fayetteville, N.C.	Terry Sanford
25	Eric Kindler	Jr.	F	6-5	223	Mechanicsburg, Pa.	Trinity
32	Papa Ndao	Jr.	F	6-8	225	Dakar, Senegal	Montverde Academy (Fla.)
34	Javon Baumann	R-Fr.	F	6-8	257	Solms, Germany	Theodore Huess School
41	Colin Kelly	Sr.	F	6-5	205	West Deptford, N.J.	Gloucester Catholic
43	DeAndre' Bembry	Fr.	F	6-6	200	Charlotte, N.C.	The Patrick School (N.J.)
45	Halil Kanacevic	Sr.	F	6-8	255	Staten Island, N.Y.	Curtis
Redshirting season							
40	Jai Williams	Fr.	F	6-9	275	Philadelphia, Pa.	PET Charter
Sitting out via NCAA transfer rule							
2	Aaron Brown	Jr.	G	6-5	220	Darby, Pa.	Penn Wood (West Va.)

Head Coach: Phil Martelli (Widener '76) - 19th year
Assistant Coaches: Mark Bass (Saint Joseph's '95) - 15th year; David Duda (Spring Garden '88) - 8th year; Geoff Arnold (Saint Joseph's '86) - 6th year
Director of Basketball Operations: Rob Sullivan (Saint Joseph's '06)
Athletic Trainer: Bill Lukasiewicz (Springfield '88)

PRONUNCIATION GUIDE

Javon Baumann . . .ja-VON BOW (like now)-min
Halil Kanacevic . . .huh-LILL CAN-uh-SEV-ick
(Evan) Maschmeyer . . . . . .MASH-my-err
(Kyle) Molock . . . . . .MOE-lock
(Papa) Ndao . . . . . .NOW
(Daryus) Quarles . . . . . .darius quarrels
(Bill) Lukasiewicz . . . . . .Lu-KAZ-uh-WITZ

BROADCAST SCHEDULE

Date	Opponent	EST	TV	Radio	Video
Nov. 9	at Vermont	7:00 p.m.		610 WIP	UVM
Nov. 13	MARIST	7:00 p.m.		610 WIP	SJU
Nov. 16	CREIGHTON	7:00 p.m.	SNY, TCN	610 WIP	
	Old Spice Classic (Orlando, Fla.)				
Nov. 28	vs. LSU	8:30 p.m.	ESPN2	610 WIP	
Nov. 29	vs. Siena	8:00 p.m.	ESPNU	1210 WPHT	
Dec. 1	vs. Washington St.	Noon	ESPNU	610 WIP	
Dec. 4	at Temple	8:00 p.m.	ESPNews	610 WIP	
Dec. 7	VILLANOVA	6:00 p.m.	CBSSN	610 WIP	
Dec. 18	DREXEL	7:00 p.m.	TCN	610 WIP	
Dec. 21	at Loyola-Md.	3:00 p.m.		610 WIP	Loyola
Dec. 29	BOSTON UNIVERSITY	4:00 p.m.		610 WIP	SJU
Dec. 31	BINGHAMTON	2:00 p.m.		610 WIP	SJU
Jan. 4	DENVER	2:00 p.m.		610 WIP	SJU
Jan. 8	at Massachusetts	7:00 p.m.	SNY, TCN	610 WIP	CI
Jan. 11	at George Mason	8:00 p.m.	CBSSN	610 WIP	
Jan. 15	DUQUESNE	7:00 p.m.		610 WIP	SJU
Jan. 18	at Penn (Palestra)	7:00 p.m.		610 WIP	SJU
Jan. 22	RHODE ISLAND	7:00 p.m.	TCN, OSN	610 WIP	SJU
Jan. 25	at Richmond	4:00 p.m.	NBCSN	610 WIP	
Jan. 29	at Dayton	7:00 p.m.	TCN, WHIO	610 WIP	SJU
Feb. 1	MASSACHUSETTS	6:00 p.m.	CBSSN	610 WIP	
Feb. 5	SAINT LOUIS	7:00 p.m.	SNY, TCN	610 WIP	CI
Feb. 8	VCU	8:00 p.m.	CBSSN	610 WIP	
Feb. 15	at La Salle	11:00 a.m.	ESPNU	610 WIP	
Feb. 19	at Rhode Island	7:00 p.m.	CSN, OSN	610 WIP	
Feb. 22	FORDHAM	2:00 p.m.		610 WIP	SJU
Feb. 25	DAYTON	7:00 p.m.	CBSSN	610 WIP	
March 1	at St. Bonaventure	3:00 p.m.	NBCSN	610 WIP	
March 5	at George Washington	9:00 p.m.	SNY, CSN+	610 WIP	CI
March 9	LA SALLE	4:00 p.m.	CBSSN	610 WIP	
March 14	A-10 Quarterfinals	2:30 p.m.	NBCSN	610 WIP	
March 15	A-10 Semifinals	1:30 p.m.	CBSSN	610 WIP	
March 16	A-10 Championship	1:00 p.m.	CBS	610 WIP	

All broadcasts on CBS Sports Radio 610 and audio streaming on SJUHawks.com

CBSSN= CBS Sports Network; NBCSN= NBC Sports Network; SNY= SportsNet NY; TCN= The Comcast Network; CSN= Comcast SportsNet; CSN+= Comcast SportsNet (Pa.) and Comcast SportsNet Mid-Atlantic; OSN= Ocean State Networks

SERIES RECORDS VS. POSSIBLE OPPONENTS

	All-Time Series Record	SJU Record in 2013-14
Dayton	UD leads 19-15	2-0
Duquesne	SJU leads 37-12	1-0
Fordham	SJU leads 31-16	1-0
George Mason	SJU leads 2-0	1-0
George Washington	SJU leads 33-25	0-1
La Salle	SJU leads 64-53	1-1
Massachusetts	UMass leads 34-30	1-1
Rhode Island	SJU leads 52-26	2-0
Richmond	SJU leads 15-7	0-1
Saint Louis	SLU leads 8-2	0-1
St. Bonaventure	SJU leads 47-18	1-0
VCU	VCU leads 3-2	1-0

STATISTICAL COMPARISON

	Saint Joseph's	Dayton	GMU	Fordham
Overall Record	21-9	22-9	11-19	9-20
Conference Record	11-5	10-6	4-12	2-14
Home Record	11-4	13-4	6-8	7-8
Away Record	8-4	7-4	4-8	2-12
Neutral Record	2-1	2-1	1-3	0-0
Points per Game	71.7	73.2	69.6	71.7
Opponent Points/Gm	67.8	67.4	72.1	78.1
Field Goal Pct.	.470	.462	.442	.396
Opponent Field Goal Pct.	.424	.443	.449	.461
3-Pt. Field Goals Made/Gm	7.4	6.5	4.9	7.1
3-Pt. Field Goal Pct.	.382	.375	.351	.308
Opponent 3-Pt. Field Goal Pct.	.344	.341	.342	.352
Free Throws Made/Gm	14.6	15.7	15.9	15.2
Free Throw Pct.	.644	.689	.710	.736
Rebounds per Game	35.6	35.2	34.4	36.9
Opponent Rebounds/Gm	32.6	30.9	33.1	38.9
Assists per Game	14.2	13.0	11.0	12.2
Turnovers per Game	12.5	12.2	13.7	11.6
Opponent Turnovers/Gm	10.5	13.9	12.4	12.7
Blocks per Game	4.7	2.8	3.4	4.0



PHIL MARTELLI
Head Coach

Now in his 19th season as Saint Joseph's University head coach, **Phil Martelli** has built a program that is consistently one of the top in the conference, a perennial post-season participant and a key player on the national scene, while earning his place among the top coaches in the school's storied history. He has worked 29 years overall at SJU, including 10 seasons as an assistant coach.

Martelli is the Hawks' all-time leader in career victories with a mark of 359-246. He set the record with the victory over Morgan State on December 28, 2011, breaking the mark held by Bill Ferguson (309). Setting the school record for wins in a season (30) in 2004, Martelli has guided SJU to 20 or more victories eight times in his 19 seasons, which is the most for any Hawks coach.

Martelli is the dean of Atlantic 10 coaches as the longest tenured coach currently in the league. He also ranks second all-time in the league in overall career victories, and with a 178-126 mark in Atlantic 10 play, owns the most conference wins for any active coach.

One of the more respected coaches in the game, he is currently the President of the NABC's Board of Directors and is a member of the NCAA Division I Men's Basketball Ethics Coalition.

The 2012-13 season saw an experienced Saint Joseph's squad reach the Atlantic 10 Quarterfinals and earn a second consecutive NIT bid, for the 11th postseason berth in Martelli's career. Among the highlights of the season was a win over nationally-ranked Notre Dame in the Coaches vs. Cancer Classic, a victory over local rival Temple and two wins over conference foe Xavier.

In 2011-12, Martelli and the Hawks became one of nine teams in the nation to win 20 games after losing 20 the previous season, and also returned to the postseason with an NIT bid. Saint Joseph's boasted a young and exciting squad, and one of the most balanced in school history, as five different players received Atlantic 10 honors, the most ever for the Hawks. SJU also scored two wins over Top 25 teams (Creighton and Temple) and Martelli became SJU's all-time leader in victories.

In 2010-11, Martelli guided the youngest squad in his career, which included three freshman starters. The Hawks made an exciting late-season run, earning a berth in the A-10 Tournament with a win in the final regular-season game, and won two games in the tourney to reach the semifinals. He reached two milestones with his 300th career victory (March 11) and his 150th conference win (March 5), while also coaching his 500th game and 250th A-10 contest.

Martelli faced a challenge in 2009-10 with a young and inexperienced squad that went 11-20, coming off a 2008-09 season that saw the Hawks go 17-15 for his ninth consecutive winning season. Among the highlights of '08-09 was Ahmad Nivins earning AP Honorable Mention All-America honors and becoming the third Hawk in six years to garner the Atlantic 10's Player of the Year Award. Nivins was also chosen by the Dallas Mavericks in the 2009 NBA Draft, becoming the third player coached by Martelli to be drafted.

The 2007-08 Hawks reached the Atlantic 10 Championship game for the third time in four years and earned the program's 19th bid to the NCAA Tournament, and Martelli's fifth. The 11th-seeded Hawks fell to sixth-seeded Oklahoma in the NCAA First Round, while ending the year at 21-13.

Martelli has been at his best when it counts the most as his 17 postseason wins (6 NCAA, 11 NIT) are the most in school history, ahead of Ramsay's 12. Martelli ranks first among Hawk coaches with a .608 postseason winning percentage (17-11) and has taken SJU to the postseason in nine of the last 13 years, and 11 times in his 18 seasons.

Martelli turned in another top-notch coaching performance in 2005-06, as the Hawks went from a 10-12 record to win eight consecutive games to reach the Atlantic 10 championship game for the second year in a row. SJU was rewarded with its sixth consecutive postseason bid, but saw the season come to an end in the NIT Second Round.

In 2004-05, Martelli turned in perhaps a more remarkable coaching job than in 2003-04 when he was the consensus National Coach of the Year. Faced with the loss of two NBA first-round draft picks, the 2004-05 Hawks struggled early on, but Martelli guided SJU to 21 wins in the calendar year of 2005 to finish 24-12. Saint Joseph's posted the conference's best record (14-2), won its fifth straight regular-season title to tie the league record, earned the A-10's top seed and reached the title game. He was named the Atlantic 10 Coach of the Year for the second straight season and the fourth time in his career. SJU made an exciting six-game run in the NIT, falling on a last-second shot in the championship game.

In 2003-04, Martelli guided a focused and unselfish squad that became the most compelling story in college basketball. The Hawks went undefeated in the regular season, reached the pinnacle as the top-ranked team in the nation and earned the school's first-ever number-one seed in the NCAA Tournament, while advancing to the Elite Eight. Jameer Nelson was the consensus National Player of the Year and with teammate Delonte West, were both first-round selections in the NBA Draft. SJU opened the season ranked 12th in the polls and moved up throughout the year, taking the top spot on March 8, 2004, for the first time ever, while finishing fifth in the polls, for SJU's highest final ranking since 1966.

Martelli joined with Nelson to sweep the national coach and player awards, marking one of the few times in history that the top player and coach were from the same school. In addition to the national awards, he was the Atlantic 10 Coach of the Year for the third time and a repeat winner of the Big 5 Coach of the Year.

He served as head coach of the 2005 USA Under-21 World Championship Team, which finished in fifth place finish at the FIBA U21 World Championships.

A 1976 graduate of Widener, Martelli began his career on Hawk Hill with SJU's 1985-86 NCAA Tournament team. After 10 years as an assistant at Saint Joseph's, Martelli was named the 14th coach in school history on July 20, 1995, and just the third non-alumnus to follow in the storied tradition of SJU coaches.

Martelli burst onto the scene in his first season (1995-96) and took the squad to the NIT championship game. He followed that in 1996-97 with the Atlantic 10 regular season and tournament titles, along with a berth in the NCAA Sweet 16.

Prior to his arrival at SJU, Martelli spent seven years as head basketball coach at Bishop Kenrick High School and had a stint as assistant coach at Widener, helping guide the Pioneers to the 1978 NCAA Division III Final Four.

As a point guard at Widener, he was part of the NCAA Tournament teams in 1975 and 1976, and set the school's single season and career assist marks.

Martelli and his wife, Judy, a former basketball player with the national champion Immaculata College teams in the 1970s, have three children - Phil, Jr., Jimmy and Elizabeth. Phil, Jr. is an assistant basketball coach at the University of Delaware while he and Elizabeth are both Saint Joseph's graduates. The Martelli's have five young grandchildren, Philip Stephen, and Marra, who are the children of Phil, Jr., and wife Meghan; newborn twins Brynley and Avery, who are the daughters of Jimmy and wife Julie; and newborn Madalyn, who is the child of Elizabeth and Patrick Jefferies.

@PhilMartelliSJU

THE MARTELLI FILE

Career Record: 359-246 (19 years)
Atlantic 10 Record: 178-126
Postseason Record: 17-10 (overall); 6-5 (NCAA Tournament)

Birthdate: August 31, 1954
Hometown: Media, Pa.
Education: Widener University, 1976
Playing Career: Widener University, 1972-76
College Coaching Career: Head Coach, Saint Joseph's University, July 20, 1995 to present; Assistant Coach, Saint Joseph's, 1985-86 to 1994-95.
Family: Wife, Judy; children - Phil, Jr., Jimmy, Elizabeth; daughters-in-law Meghan and Julie; grandchildren Philip Stephen, Marra, Avery, Brynley and Madalyn.

Honors: 2004 Consensus National Coach of the Year; Atlantic 10 Coach of the Year (2005, 2004, 2001, 1997); USBWA District Coach of the Year (2004, 1997); Philadelphia Big 5 Coach of the Year (2004, 1997, 1996); Honorary Doctorates - Widener University 2004, Cabrini College 2006, Immaculata University 2010.

MARTELLI YEAR-BY-YEAR (19 seasons)

	OVERALL			ATLANTIC 10			
YEAR	**W**	**L**	**PCT**	**W**	**L**	**PCT**	**POSTSEASON**
1995-96	19	13	.594	9	7	.562	NIT Runner-up
1996-97	26	7	.788	13	3	.812	NCAA Sweet 16
1997-98	11	17	.393	3	13	.187	
1998-99	12	18	.400	5	11	.312	
1999-00	13	16	.448	7	9	.437	
2000-01	26	7	.788	14	2	.875	NCAA 2nd Round
2001-02	19	12	.613	12	4	.750	NIT 2nd Round
2002-03	23	7	.767	12	4	.750	NCAA 1st Round
2003-04	30	2	.937	16	0	1.000	NCAA Elite Eight
2004-05	24	12	.667	14	2	.875	NIT Runner-up
2005-06	19	14	.575	9	7	.562	NIT 2nd Round
2006-07	18	14	.562	9	7	.562	
2007-08	21	13	.617	9	7	.562	NCAA 1st Round
2008-09	17	15	.530	9	7	.562	
2009-10	11	20	.343	5	11	.312	
2010-11	11	22	.333	4	12	.250	
2011-12	20	14	.589	9	7	.562	NIT 1st Round
2012-13	18	14	.562	8	8	.500	NIT 1st Round
2013-14	21	9	.700	11	5	.687	
Totals	**359**	**246**	**.593**	**178**	**126**	**.585**	

LAST TIME OUT: Saint Joseph's fell short on "Senior Day" as La Salle scored a 71-63 win over the Hawks in the regular-season finale at Hagan Arena. **Langston Galloway** scored 27 points for Saint Joseph's in his final game in Hagan Arena. **DeAndre' Bembry** had 15 points and eight rebounds and **Ronald Roberts** posted 13 points and eight rebounds. **Halil Kanacevic** grabbed 12 rebounds for the Hawks, who have lost two in a row for the first time since early December. (full recap on pg. 27)

ALL-LEAGUE HAWKS: Saint Joseph's freshman **DeAndre' Bembry** was named the Atlantic 10's Co-Rookie of the Year, sharing the award with E.C. Matthews of Rhode Island. Senior starters **Langston Galloway** (First Team), **Halil Kanacevic** (Second Team) and **Ronald Roberts, Jr.** (Third Team), were each chosen to the 2014 Atlantic 10 All-Conference Teams, in voting by the league's coaches. It marks the most Hawks to receive All-Conference honors since 2002-03 when Jameer Nelson, Delonte West and Pat Carroll were each named to the All-League Team. Bembry, who is also an All-Rookie Team selection, becomes the first SJU Player to earn the A-10's Rookie of the Year honor since Nelson in 2000-01. Galloway, a second-team honoree in 2012, earns first-team recognition for the first time. Kanacevic, who received honorable mention in 2012, is also named to the Second Team for the first time in his career. Roberts earns Third-Team honors for the second year in a row.

ON A ROLL: Saint Joseph's has gone 17-5 since a loss to #14 Villanova in December, but that roll has been tempered by two losses in the final week of the regular season. Prior to the loss at GW, Saint Joseph's owned a six-game winning streak, which was the longest since a seven-game streak in 2008-09. The Hawks went 6-2 in January and had a 6-1 mark in February, and are now 1-2 in March.

20-20: The Hawks have matched the win total from the 2007-08 season when SJU reached the NCAA Tournament. **Phil Martelli** has guided the Hawks to 20-plus wins eight times in his career, and in two of the past three seasons (20 wins in 2011-12).

A WIN TODAY.. :

- would give SJU its most victories (22) since 2004-05 (24)
- its first berth in an A-10 Semifinal since 2011

GOOD BYE: The Hawks finished in a tie for third place in the league but earned the fourth seed and the bye due to the tiebreaker with GW. It is the Hawks' first bye in the conference tournament since 2004-05 and is the highest league finish for the Hawks since 2004-05 when they placed first in the East Division.

TOURNAMENT FIXTURE: The Hawks have qualified for 32 consecutive Atlantic 10 Tournaments, playing in every one since joining the league in 1981-82.

FOR OPENERS: SJU owns an all-time record of 14-14 in the A-10 Quarterfinals and is seeking its first berth in the semifinals since 2011. Last year, the Hawks were the 10th seed and edged 7th-seeded Xavier in the Opening Round, 58-57, and fell short to 2nd-seeded VCU, 82-79, in the Quarterfinals.

TOURNEY TALES: Saint Joseph's has posted a 34-29 all-time record in the Atlantic 10 Tournament. The Hawks have reached the championship game five times (1986, 1997, 2005, 2006, 2008).

THE VETERAN: Phil Martelli is the dean of Atlantic 10 coaches as the longest tenured active coach in the league. He's also been through 39 A-10 Tournament games and owns a 22-17 record in championship play.

SERIES HISTORY
SAINT JOSEPH'S vs. DAYTON

All-Time Series: UD 19-15
SJU Streak: 2 wins
First Meeting: 12/19/39, SJU 36-34
Last Meeting: 2/25/14, SJU 79-53
Last SJU Win: 2/25/14, 79-53
Last UD Win: 2/6/13, UD 60-54
Last A-10 Tourn. Mtg: 3/12/11, UD 64-61
Coach Martelli vs. Dayton: 12-14

Last 5 Games

2/25/14	W	79-53	H
1/29/14	W	60-57	A
2/6/13	L	54-60	A
1/25/12	W	77-63	H
3/12/11	L	61-64	N

Saint Joseph's swept the regular-season series with the Flyers.. The Hawks won the first meeting in Dayton on a three-pointer by **Langston Galloway** with 1.8 seconds remaining, which was the first game-winning shot of his SJU career... The Hawks played one of their most complete games of the year in Philadelphia, leading by as many as 30 points, in defeating UD, 79-53... The Hawks last met Dayton in A-10 Tournament play in the 2011 Semifinals in Atlantic City, with the Flyers scoring a 64-61 win.

SERIES HISTORY
SAINT JOSEPH'S vs. GEORGE MASON

All-Time Series: SJU 2-0
SJU Streak: 2 wins
First Meeting: 3/12/02, SJU 73-64
Last Meeting: 1/11/14, SJU 84-80
Last SJU Win: 1/11/14, 84-80
Last GMU Win: none
Coach Martelli vs. GMU 2-0

Series History

1/11/14	W	84-80	H
3/12/02	W	73-64	A

SJU defeated George Mason, 84-80, behind 23 points from **Halil Kanacevic** and 20 from **Langston Galloway**. Fellow senior **Ronald Roberts** missed that game with an injury...The only previous meeting of the two teams came in the 2002 NIT.

SERIES HISTORY
SAINT JOSEPH'S vs. FORDHAM

All-Time Series: SJU 31-16
SJU Streak: 9 wins
First Meeting: 1919, SJU 36-22
Last Meeting: 2/22/14, SJU 87-72
Last SJU Win: 2/22/14, 87-72
Last FOR Win: 1/17/07, 56-55 OT
Last A-10 Tourn. Mtg: 3/12/08, SJU 80-62
Coach Martelli vs. Fordham: 28-3

Last 5 Games

2/22/14	W	87-72	H
3/2/13	W	82-56	H
1/30/13	W	66-62	A
1/11/12	W	80-62	H
2/13/11	W	76-70	A

The Hawks scored an 87-72 win over Fordham in Hagan Arena this year as **Langston Galloway** scored a career-high 33 points and hit a school-record 10 three-pointers... SJU has won nine in a row against the Rams, and 19 of the last 20.

SENIOR SENDOFF: The Hawks' senior sendoff didn't go as well as hoped, with SJU falling to La Salle, 71-63. But the starting trio of **Langston Galloway**, **Halil Kanacevic** and **Ronald Roberts** comprise one of the most productive groups in school history. Their combined numbers at SJU are: 4,054 points, 2129 rebounds, 734 assists and 323 blocks. Here are their individual numbers and where they rank in SJU history:

- Galloway: 1,898 pts (3rd); 586 rebs (32nd); 287 asts; 166 stls; 326 3FG (1st)
- Kanacevic*: 811 pts; 718 rebs (22nd); 350 asts; 149 blks (6th)
- Roberts: 1,345 pts (25th); 825 rebs (16th); 109 blks (8th); 56.5 FG% (2nd)

** SJU totals only - not counting freshman season at Hofstra*

TOP ROOKIE: DeAndre' Bembry established himself as one of the top rookies in the Atlantic 10, confirmed by his Co-Rookie of the Year award. The freshman, who was in the starting lineup from the first game, set a new career-high with 22 points at George Washington, while tying his personal best with eight assists. He ranks third on the team in scoring with 12.2 points per game and also ranks third in rebounds (4.5), assists (2.6) and field goal percentage (46.7), while topping the team in steals (1.0). The 6-6 wing player has tallied double figures in 21 games, including the last eight in a row.

TOP THREE: Langston Galloway now ranks third on the Hawks' all-time scoring list with 1,898 career points, an average of 14.7 per game. He is 87 points away from second place and Bernard Blunt's total of 1,985.

CAREER SCORING

Name	Seasons	G	POINTS
1. Jameer Nelson	2000-04	125	2,094
2. Bernard Blunt	1990-95	119	1,985
3. Langston Galloway	**2010-**	**129**	**1,898**
4. Carl Jones	2009-13	126	1,845
5. Ahmad Nivins	2005-09	127	1,789

MR. DEPENDABLE: Langston Galloway has set the SJU record for career starts with 128 in 129 games. That breaks the mark of 125 career starts previously held by Jameer Nelson (2000-04)

THE COMPLETE GAME: The Hawks put together one of their most complete games in the 79-53 win over Dayton, snapping the Flyers' six-game winning streak. SJU jumped out to an 8-0 lead and was up by double digits with less than seven minutes gone by. The Hawks held a 30-point lead with over six minutes to play. Among the key stats of the game were:

- SJU FG%- 58.3; Dayton FG%- 31.7
- SJU 3FG%- 60.0; Dayton 3FG%- 22.7
- 8 turnovers by SJU; 11 by Dayton
- 19 assists on 28 field goals by SJU; 8 assists on 20 field goals by Dayton
- 39 first-half pts by SJU; 20 first-half pts by Dayton

RAINING THREES: Langston Galloway put on another long-range shooting exhibition vs. Fordham as he set the school record with 10 three-pointers en route to scoring a career-high 33 points. The senior made 3-of-5 in the first half and 7-of-10 in the second half, to hit 66.7 percent (10-of-15) in the game. The previous SJU record was nine by Brian Leahy vs. Duquesne on Jan. 17, 1988. Galloway scored 24 points in the second half, which matched his career best set earlier this season against Duquesne. In that game, the senior connected on 9-of-11 shots in the half, including 6-of-7 three-pointers to score 24 points in 19 minutes.

ALL-AROUND GUY: Halil Kanacevic is the only player to wear the Saint Joseph's uniform and amass over 1,000 points, 900 rebounds, 300 assists and 200 blocks in his collegiate career. He currently has 1,093 points, 978 boards, 390 assists, and 210 blocks, totals which include his freshman year at Hofstra. In looking at where those totals rank among SJU's career leaders, Kanacevic ranks 39th in points, fifth in rebounds; ninth in assists and fifth in blocks.

PROUD PHIL: Phil Martelli has five grandchildren and three of them were born during this season. His son Jimmy and wife Julie had twin girls, Avery and Brynley, born on Jan. 21-22, which was the morning of SJU's game at Rhode Island. Then daughter Elizabeth and husband Patrick Jefferies had their first child, Madalyn, born on March 5. Martelli found out about the birth of Madalyn while at shootaround for the game at George Washington. His oldest grandchildren are Philip Stephen (4) and Marra (2), who are the children of son Phil, Jr., and wife Meghan.

FOUL BALL: Despite having done a good job of limiting their fouls all season, the past two road games have been tough for the Hawks with the whistle. SJU was called for 21 fouls at St. Bonaventure and 22 at George Washington, above the team's average of 15.7. At St. Bonaventure, **Halil Kanacevic** picked up his fourth early in the second half and played just five minutes in the second half. **Ronald Roberts** also fouled out late in the game, but not before hitting 7-of-8 field goals and finishing with 15 points. In the GW game, Kanacevic played a season-low 13 minutes and fouled out with 6:55 to play, finishing the game without an assist. SJU committed 20 fouls in the loss to La Salle, but 10 of them came in the last five minutes as the Hawks were trying to get the ball back.

HONOR ROLL

DeAndre' Bembry	**Atlantic 10 Co-Rookie of the Year** **Atlantic 10 All-Rookie Team** Atlantic 10 Rookie of the Week (2/9, 11/18)
Langston Galloway	**Atlantic 10 All-Conference First Team** Big 5 Player of the Week (1/20)
Halil Kanacevic	**Atlantic 10 All-Conference Second Team** Big 5 Player of the Week (1/13) Co-Player (2/1, 12/23)
Ronald Roberts, Jr.	**Atlantic 10 All-Conference Third Team** Atlantic 10 Co-Player of the Week (3/1, 12/2) Big 5 Player of the Week (12/30)

HAWK LEADERS

(number of games led in each category; includes shared highs)

	Points	Rebounds	Assists	Steals	Blocks
Langston Galloway	15	2	1	8	4
Ronald Roberts	8	12	0	3	11
Halil Kanacevic	5	17	19	9	17
Chris Wilson	2	0	7	5	0
DeAndre' Bembry	2	3	5	11	5
Isaiah Miles	0	0	0	3	3
Daryus Quarles	0	0	0	1	0
Javon Baumann	0	0	0	1	1
Papa Ndao	0	1	0	1	1
Evan Maschmeyer	0	0	0	1	0

HAWK DOUBLES

Double-Figure Points

	'13-14	Streak	Career
Langston Galloway	25	3	95
Ronald Roberts	22	7	70
DeAndre' Bembry	21	8	22
Halil Kanacevic	15	- -	38
Chris Wilson	13	- -	26
Isaiah Miles	3	- -	3
Papa Ndao	1	- -	1
Daryus Quarles	- -	- -	9

Double-Figure Rebounds

	'13-14	Streak	Career
Halil Kanacevic	9	1	27
Ronald Roberts	3	- -	23

Double-Figure Assists

	'13-14	Streak	Career
Halil Kanacevic	2	- -	3

Double-Doubles (pts-rebs)

	'13-14	Streak	Career
Halil Kanacevic	4	- -	13
Ronald Roberts	2	- -	20

Double-Doubles (rebs-asts)

	'13-14	Streak	Career
Halil Kanacevic	2	- -	2

20+ Point Games

	'13-14	Streak	Career
Langston Galloway	11	1	34
Ronald Roberts	6	- -	9
Halil Kanacevic	3	- -	3
DeAndre' Bembry	2	- -	2
Chris Wilson	1	- -	1

FOUR TO SCORE: Saint Joseph's owns an 11-5 record when at least four players reach double figures in the game.

EASY POINTS: The Hawks have had their struggles from the foul line this year, shooting 64.4 percent. But SJU has gotten to the line 150 more times than its opponents. And despite the shooting percentage, the Hawks have still made 69 more free throws than their foes.

ROAD WARRIORS: Saint Joseph's owns an 8-4 record on the road this year, which is the most road wins since 2007-08, when that squad went 9-6. The Hawks are 2-1 thus far in neutral site games.

STRAIGHT SHOOTERS: Ronald Roberts and **Halil Kanacevic** rank first and second, respectively, in the A-10 for field goal percentage in league games. Roberts converted 59.7 percent while Kanacevic hit 58.7 percent from the field.

CAN'T MISS CHRIS: Chris Wilson converted all eight field goal attempts, including three three-pointers, in the Hawks' dominating win over Dayton. The junior point guard scored 11 points in the first half on 5-for-5 shooting, and then finished the game with a career-high 20 points. It ranked up there with some of the other "perfect" shooting games in Hawk history - the last one prior to Wilson's effort was Delonte West's 12-for-12 performance at Xavier on Jan. 17, 2004.

WINNING WITH BALANCE: In the Hawks' 21 wins, all five starters are averaging double figures. **Langston Galloway** leads the way with 17.7 ppg, wih **Ronald Roberts** averaging 15.4 points and **DeAndre' Bembry** scroing 11.5. **Halil Kanacevic** and **Chris Wilson** are each averaging 10.0 ppg in the victories.

BOUNCING BACK: After a six-point effort at Rhode Island, **Langston Galloway** bounced back in a big way vs. Fordham with 33 points and a school-record 10 three-pointers. The longest stretch of his career in which the senior has scored less than 10 points is a three-game streak in January, 2013. **Phil Martelli** said, "He's done it through his whole career. It's very rare that he has two or three games in a row where he's playing poorly. You know, Lang gets it. He's a senior. He's got three left in this building. And he wanted to leave people with a memory on this one." Earlier this year, Galloway rebounded from two straight single-digit games to score 24 in the win over VCU. He has tallied double figures in 95 of the 129 games of his career and in all but five games this season.

DOING IT ALL: Halil Kanacevic fills the boxscore unlike any other player. In the Feb. 22 win over Dayton, he had 10 points, eight rebounds, eight assists and four blocked shots. He had a double-double against Creighton with 10 rebounds and 10 assists, which was the first of his career in those categories. That came after a 12-point, 11-rebound, 8-assist effort in the win over Marist. Then there was the career game - 27 points, 14 rebounds, 4 assists, 2 blocks - in the win over Drexel. Against #19 UMass, the senior had 19 points, 13 rebounds and six assists. **Phil Martelli** has called the senior the team's "most indispensable player."

DOMINATING DUO: Ronald Roberts and **Chris Wilson** combined for 42 points on 16-for-19 shooting against Dayton. The duo had the same amount of points as Dayton did with over four minutes to play - but the Flyers were shooting 16-for-56 from the field as a team.

STREAK STATS: The Hawks put up some impressive numbers in the six-game winning streak. **Langston Galloway** averaged 19.2 ppg during the streak, while **Ronald Roberts** averaged 15.3 points and 7.3 rebounds and **DeAndre' Bembry** scored 14.8 ppg, while tallying double digits in all six.

STATS BY HALF

Points	High: 60 at Loyola (1st)
	Low: 20 at Dayton (1st)
Rebounds	High: 28 vs. Binghamton (1st)
	Low: 11 vs. Creighton (2nd)
Assists	High: 18 at Loyola (1st)
	Low: 1 at Loyola (2nd)
FG%	High: 71.4% vs. Duquesne (1st)
	Low: 19.0% at Loyola (2nd)
3-pt FG%	High: 86.7% at Penn (1st)
	Low: 0.0% (8x) last vs. Saint Louis (2nd)
FT%	High: 100% at UMass (1st); at Loyola (1st)
	Low: 14.3% vs. Drexel (1st)

INDIVIDUAL HIGHS BY HALF

Points	24, Langston Galloway vs. Fordham (2nd); Duquesne (1st)
Rebounds	13, Halil Kanacevic at Penn (1st)
Assists	8, Halil Kanacevic vs. Creighton (2nd)
Blocks	5, Halil Kanacevic at St. Bonaventure (1st)
Steals	5, Langston Galloway vs. Siena (1st)
FG Made	9, Langston Galloway vs. Duquesne (1st)
3-pt FG Made	7, Langston Galloway vs. vs. Fordham (2nd)
FT Made	8, Langston Galloway vs. Rhode Island (2nd)

Here's the breakdown of team stats during the streak:

Category	SJU	Opp.
Scoring Avg.	75.0	63.2
FG Pct.	51.3	38.8
3-Pt. FG Pct.	40.5	32.1
FT Pct.	74.8	69.5
Reb. Avg.	32.3	34.2
Assist Avg.	14.7	12.2
Block Avg.	6.2	2.3
TO Avg.	11.3	10.5

RALLY CAPS: The Hawks have won nine games in which they trailed at some point of the second half - Vermont, Washington State, Drexel, Boston University, Denver, George Mason, Rhode Island (two games), Dayton and St. Bonaventure. In three of those wins, Saint Joseph's trailed by double figures during the game. Those were:

Game	Biggest Deficit (Half)
Boston Univ.	12 (1st)
Denver	11 (1st)
Rhode Island	10 (2nd)

THE 600 CLUB: The win at Rhode Island was the 600th game of **Phil Martelli's** head coaching career. Martelli has posted a school-record 359 wins in 19 seasons at Saint Joseph's. The Fordham game was the 300th Atlantic 10 game of his career, and he owns 178 conference wins.

LONG-DISTANCE LEADER: Langston Galloway is Saint Joseph's all-time leader in career three-pointers with 326. Galloway hit three three-pointers at Richmond to break the record of 294 held by Big 5 Hall of Fame inductee Pat Carroll (2001-05). He also holds the school single-game record after he connected on 10 vs. Fordham while his total of 94 threes on the season is tied as the third best all-time.

CAREER 3-POINT FIELD GOALS

Name	Seasons	G	3FG
1. Langston Galloway	**2010-**	**129**	**326**
2. Pat Carroll	2001-05	98	294
3. Darrin Govens	2006-10	124	244
4. Marvin O'Connor	1999-02	89	231
5. Jameer Nelson	2000-04	125	229

STEPPING UP: The Hawks showed their balance again at St. Bonaventure, earning the win even though starter **Halil Kanacevic** was saddled with foul trouble and played just 19 minutes. **Langston**

Galloway led the way again with 27 points, but the Hawks got a boost off the bench from sophomore **Isaiah Miles**, who scored 11 points. **DeAndre' Bembry** (18 pts) and **Ronald Roberts** (15 pts) also paced the Hawks, who shot an impressive 63.6 percent from the field in the game.

LUCKY SEVENS: SJU outscored Fordham, 21-2, early in the second half. But what was more remarkable was that the Hawks scored three points on each of seven consecutive possessions. **Langston Galloway** knocked down five three-pointers in the four-minute stretch, while **Chris Wilson** also hit a three and **Halil Kanacevic** had a three-point play.

WINNING WITH WILSON: Chris Wilson's career-best game vs. Dayton was the 12th game in double figures this season for the junior. He also had 18 points on 6-for-11 three-point shooting against Creighton and scored 17 points at Loyola, hitting 4-of-5 from the field and 3-of-4 from three-point range.

DEANDRE'S DEFENSE: DeAndre' Bembry has often been called on to guard the opponents' top scorer. Bembry drew the assignment of Tyreek Duren at La Salle and although Duren scored the Explorers' first eight points of the game, the Hawks' freshman shut him down the rest of the way, allowing the La Salle star just seven more points.

LATE-GAME HEROICS: Langston Galloway banked in a three-pointer with 1.8 seconds to play to give the Hawks a 60-57 win at Dayton on Jna. 29. It was the first game-winning shot of his SJU career.

ONE OF A KIND: Halil Kanacevic is a unique player and he's one of a few in the country to lead his team in rebounds (8.3), assists (4.4) and blocks (1.6). Stephen Madison of Idaho leads his team in those three categories as well as points and steals, while Jerrelle Benimon of Towson is his team's leader in rebounds, assists and blocks.

BIG-TIME BEMBRY: DeAndre' Bembry had a big-time game in the win over VCU. The Hawks used the freshman to bring the ball upcourt against VCU's pressure and he scored 18 points on 8-for-13 shooting while grabbing six rebounds. Among the plays on his highlight reel were a three-pointer near the end of the first half that gave SJU a 10-point lead, and a lob pass to **Ronald Roberts** for an alley-oop dunk that pushed the lead to 13 points with 5:56 to play. He also had a solid game at La Salle, scoring 16 second-half points after going scoreless in the first half.

AT THE LINE: Saint Joseph's has struggled at the foul line practically all season, but has also come through with some solid efforts. In the three games prior to GW, the Hawks were shooting 77.7 percent, compared to the current season percentage of 64.7. The best performance of the year was 81.8 percent at La Salle, with the worst in 10 games (54.5) coming against the Explorers at home on March 9. That gives SJU two consecutive sub-.600 shooting efforts from the foul line.

Game	FT Pct.
Drexel (W)	45.5
Loyola (W)	80.0
Boston Univ. (W)	80.0
Binghamton (W)	35.7
Denver (W)	56.5
UMass (L)	58.8
George Mason (W)	73.1
Duquesne (W)	35.7
Penn (W)	58.3
Rhode Island (W)	55.3
Richmond (L)	40.0
Dayton (W)	57.1
UMass (W)	62.5
Saint Louis (L)	60.0
VCU (W)	66.7
La Salle (W)	81.8
Rhode Island (W)	64.3
Fordham (W)	73.7
Dayton (W)	70.0
St. Bonaventure (W)	87.5
George Washington (L)	59.1
La Salle (L)	54.5

THREE-HEADED MONSTER: Phil Martelli joked that in the UMass game, **Halil Kanacevic** served as player, coach and referee - referring to the senior's vocal nature and the "help" he provides during the game to the SJU coaching staff and the officials.

BALANCED ATTACK: A testament to the Hawks' balance came when SJU led #21 UMass by 16 points at halftime and leading scorer **Langston Galloway** didn't have a point. The senior played just 12 minutes in the first half as he was saddled with two fouls. That happened again at Rhode Island when Galloway went scoreless in the first half and finished the game with six points. **Ronald Roberts** picked up the slack, scoring 18 points, while **DeAndre' Bembry** and **Halil Kanacevic** scored 12 apiece. Four of five Saint Joseph's starters are now averaging double figures, led by Galloway at 17.0 ppg. The Hawks have had four players score in double figures in 16 of 30 games and all five starters score double figures once (at La Salle).

AVOIDING THE WHISTLE: The Hawks have done a good job limiting their fouls this season and rank eighth in the nation with the fewest fouls per game (15.9). SJU's total of 476 personal fouls also ranks as the fifth best in the nation. At La Salle, the Hawks went until 5:23 remained in the first half without being whistled for a foul. **Phil Martelli** pointed out that **Halil Kanacevic** has been succesful in limiting his fouls this season and that's allowed the senior to stay on the court. Kanacevic, who is averaging 3.7 fouls per game, has played all 40 minutes in six games this year. He has only been disqualified six times, but the most costly one came in the loss at George Washington.

IRON MEN: The Hawks' starters have logged a lot of minutes during A-10 play, with all five averaging over 32 minutes per game. **Langston Galloway** leads the way with 37.3 minutes and ranks second in the league in A-10 games only. Galloway leads the squad in minutes in all games with 35.7, a number that ranks third in the Atlantic 10.

MOVING ON UP: Ronald Roberts, Jr. eclipsed the 1,300-point mark vs. Dayton (Feb. 25) and now ranks 25th on the all-time scoring list with 1,345 career points, an average of 10.6 per game.

CAREER SCORING

Name	Seasons	G	POINTS
22. Rap Curry	1990-94	107	1,372
23. Jack Egan	1958-61	83	1,363
24. Darrin Govens	2006-10	124	1,360
25. Ronald Roberts	**2010-**	**127**	**1,345**

RON'S REBOUNDS: Ronald Roberts went over 800 rebounds in his career vs. Dayton (Feb. 25) and now has has 825 to rank 17th in Hawk history. That's an average of 6.5 per game.

CAREER REBOUNDING

Name	Seasons	G	REBOUNDS
13. Damian Reid	1998-02	122	835
14. Ray Radziszewski	1954-57	78	834
15. Dwayne Jones	2002-05	98	831
16. Ronald Roberts	**2010-**	**127**	**825**

SENIOR MOMENTS: Phil Martelli has repeatedly praised this group of players for their character on and off the court. And he's singled out the seniors for leading the way. After the win over La Salle, Martelli said,

"Seniors, seniors. They have been special since the summer when we were preparing for Italy. They were great on that trip and they've been great every practice. When I looked at the stat sheet at halftime, I thought that the seniors are taking us here."

SENSE OF BALANCE: The Hawks had their most balanced game of the year at La Salle as all five starters scored double figures for the first time this season. The Hawks also shot 49 percent from the field and went a season-best 81.8 percent from the foul line. SJU also committed just eight turnovers while forcing La Salle into 13 turnovers.

HEATING UP: Saint Joseph's shot 59.2 percent from the field vs. Fordham, tied as the second best number of the season, and made 15-of-29 from three-point range (51.7 percent). The Hawks also shot over 70 percent from the foul line (73.7 pct) for only the eighth time this year. Helping the team's field goal percentage were 4-for-4 efforts by both **Ronald Roberts** and **Halil Kanacevic**.

CRYING FOUL: As one of the teams in the nation with the fewest personal fouls per game, the Hawks faced a different situation at Rhode Island on Feb. 19. **DeAndre' Bembry** picked up his second foul at 15:27 of the first half and sat the rest of the half. **Halil Kanacevic** was whistled for his second with over six minutes left in the first half and then he and Bembry picked up their third fouls in the first six minutes of the second half. Kanacevic got his fourth with over 10 minutes to play in the second half, but stayed in the rest of the game. **Ronald Roberts** had four fouls with over six minutes remaining, but finished the contest playing all 40 minutes. Bembry was whistled for his fourth at 5:32 of the second half, but finished out the Hawk victory.

COMEBACK KIDS: The Hawks fought back from a 10-point deficit at Rhode Island to score the 57-54 win. **Ronald Roberts** helped pace the win with 11 of his 18 points in the second half. Trailing by 10 at 14:27, the Hawks went on a 9-0 run and tied the game on a three-point play by Roberts at 9:57. The Hawks went up by 53-48 on a three-pointer by **Papa Ndao** and eventually sealed the win on a layup by **Halil Kanacevic** with 34 seconds to go. After shooting just 35.7 percent from the field and making 1-of-10 from three-point range in the first half, the Hawks hit 12-of-21 shots and 3-of-6 three-point attempts in the second half. It was the second biggest deficit overcome for victory this season.

20-20: After just missing a triple-double at Penn, **Halil Kanacevic** was within one rebound of a 20-20 game at Richmond. The senior had 21 points and a career-high 19 rebounds in the loss. Classmate **Langston Galloway** has scored 20-plus points 11 times this year, and in 34 games of his career, which is one of the best numbers in the A-10.

RIGHTING THE SHIP: After consecutive losses to city rivals Temple and Villanova (30-point loss) in early December, Saint Joseph's has gone 17-5 since then and **Phil Martelli** credits the players for the turnaround. "These guys looked at each other and decided that if they kept coming every day and kept themselves tight, then good things would happen. It was all of them. Not one guy wavered. I would say the strength of this group is the group and that's what they leaned on."

MISSED GAMES: Ronald Roberts, Jr., made his return to the starting lineup at Penn after missing the George Mason and Duquesne games with back spasms suffered at UMass. They were the first games in his career that Roberts missed, ending a consecutive-game streak of 113. **Isaiah Miles** was also back in action at Penn after missing three games (UMass, George Mason, Duquesne) due to a concussion suffered in the Denver game on Jan. 4.

BEMBRY'S WEEK: DeAndre' Bembry was named the Atlantic 10 Co-Rookie of the Week for Feb. 10, as he averaged 11.5 points and four rebounds per game in the Hawks' 1-1 week. Bembry scored 18 points and added six rebounds as the Hawks topped VCU, 69-62. He also added three assists and a game-high three steals in the win. It was the second weekly honor for Bembry as he was previously honored on Nov. 18.

REPEAT HONOREE: Halil Kanacevic was named the Philadelphia Big 5 Co-Player of the Week for February 3. It marked the third time this season that he's earned the Big 5 honor. The forward averaged 13.0 points, 8.5 rebounds and 4.0 assists and shot 55 percent from the field (11-for-20) from the field. In the Hawks' last-second 60-57 win at Dayton, Kanacevic had eight points along with a team-high 11 rebounds and two blocked shots, connecting on 4-of-9 field goal attempts. He also surpassed 1,000 points and 900 rebounds for his career in that game, a total which includes his freshman season at Hofstra.

TRIPLE PLAY: Halil Kanacevic just missed the rare triple-double against Penn, falling one point short. The senior had nine points, 15 rebounds and tied his career-high with 12 assists. The last time a Hawk achieved a triple-double was Dwayne Jones versus St. Bonaventure on Feb. 19, 2005, when he had 11 points, 11 rebounds and 10 blocks.

BACK IN FORM: Langston Galloway has returned to the long-range shooting form from his sophomore season, when he was the top three-point shooter in the A-10 and ranked fourth in the nation with 46.6 percent. The senior is currently third in the A-10 with 42.6 percent and first with 3.0 three-pointers made. He ranks 18th in the nation in three-point percentage and 22nd in both threes made per game and total three-pointers (94).

THE POINT FORWARD: Halil Kanacevic's unique passing ability for a forward allows the Hawk offense to often run through him. He has been SJU's leader in assists for the past two seasons and currently leads the team in rebounds (8.3) and assists (4.4), while ranking fourth in the A-10 in both rebounds and assists.

FAB FROSH: DeAndre' Bembry is third on the team in scoring with 12.2 points per game. He's on track to finish the season averaging double figures, and if he does so, will become the first freshman since **Langston Galloway** to accomplish that. Galloway averaged 12.8 ppg in his rookie season (2010-11).

GAME OF THREES: The Hawks have put on a few long-range shooting exhibitions this season, particularly a season-best 17-for-27 (63.0 percent) effort in the win over Duquesne. It marked the most three-pointers made since a school-record 20 by the Hawks against Temple in the 2003-04 season. SJU has also hit 14 three-pointers in a game twice this year, against Binghamton and Creighton, and then made 15 in wins over Penn and Fordham. **Langston Galloway** was responsible for a school-record 10 threes in the Fordham win. SJU averages 7.4 three-pointers made per game, a number which is second best in the A-10.

FACE THE NATION: Langston Galloway is fourth in the nation among Division I active career leaders for three-point field goals, with his career total of 321. He also ranks 29th in threes made per game (2.53) and 38th in three-point percentage (42.0). The top five players in career three-pointers made are:

Name, School	G	3FGM *
1. Travis Bader, Oakland	137	504
2. Akeem Richmond, E. Carolina	136	400
3. Sean Armand, Iona	135	345
4. **Langston Galloway, SJU**	**129**	**326**

AROUND THE A-10: Langston Galloway leads the Atlantic 10 in three-pointers made (3.0), ranks third in three-point percentage (43.1), and fourth in scoring (17.0). **Halil Kanacevic** is fourth in rebounding (8.3) and is fourth in assists (4.4), while **Ronald Roberts** is third in field goal percentage (58.6). As a team, Saint Joseph's leads in field goal percentage in both overall (47.0) and conference games (47.6).

DEPTH PERCEPTION: The injuries to starter **Ronald Roberts** and sixth man **Isaiah Miles** in early January emphasized the Hawks' lack of depth. At #19 UMass, SJU was without Miles because of a concussion suffered in the Denver win. Then Roberts suffered back spasms early in the second half (17:05), which sidelined him for the rest of the game. **Phil Martelli** used only seven players in the rotation and seniors **Langston Galloway** and **Halil Kanacevic** played all 40 minutes. It marked the first time in his career that Kanacevic played all 40 minutes - although he did play 44 in an overtime win over Notre Dame last season. The Hawks were without Roberts and Miles at George Mason, but **Papa Ndao** made the start and contributed a career-high 13 points, and Galloway and Kanacevic logged 40 minutes again. SJU's starters all average over 31 minutes per game.

TAKING SHOTS: The Hawks scored 84 points on just 48 shots against Duquesne, with the point total obviously helped by a season-high 17 three-point field goals. But the amount of shots the Hawks have taken concerns **Phil Martelli** as he feels the team needs to take a least 60 shots per game. The Hawks got closer to Martelli's "magic number" at Penn, with 55 field goal attempts and then surpassed it in the loss at Richmond, with 70 attempts. Saint Joseph's averaged 50.6 field goal attempts and 18.5 three-point attempts in the eight games during the month of January.

THE BIG THREE: Senior tri-captains **Langston Galloway**, **Halil Kanacevic** and **Ronald Roberts, Jr.**, are the core of the Hawks' team and they currently account for 57 percent of SJU's scoring and 55 percent of the rebounding. There have only been four games this year in which the Hawks' leading scorer was not one of those three players. **Chris Wilson** and **DeAndre' Bembry** have each led two games in scoring.

PAPA'S PLAY: Papa Ndao has earned the role of sixth man with his play this year. In the three games prior to the Rhode Island win, the junior made his last 7-of-8 three-point attempts and 9-of-10 total shots. He hit two crucial free throws with 12 seconds to play in the win over Massachusetts but was unavailable for the VCU game because of the flu.

ON THE MARK: Ronald Roberts ranks second in SJU history in career field goal percentage, converting 56.5 percent from the field (522-924). Ahmad Nivins, who was the 2009 A-10 Player of the Year, is the all-time leader with 62.7 percent.

NOW'S THE TIME: Papa Ndao stepped up in a big way at George Mason, replacing **Ronald Roberts** in the starting lineup. The junior made the sixth start of his career and responded with a perfect shooting game to score a career-high 13 points. It marked his first time in double figures as he went 4-for-4 from the field, making three three-pointers, and hitting two free throws in the final minute. Ndao played a career-high 37 minutes - his previous high was 20 minutes. He also started the Duquesne game and grabbed a team-high seven rebounds.

BIG MAN ON CAMPUS: Saint Joseph's senior **Langston Galloway** was named the Philadelphia Big 5 Player of the Week for Feb. 17. It was the second time this season that he has earned the honor and the sixth time in his career. The guard led a balanced effort by Saint Joseph's in the 75-64 win over Atlantic 10 and city rival La Salle. He scored a game-high 18 points, with 10 in the first half, while hitting 5-of-12 from the field and grabbing four rebounds. Galloway went 6-for-6 from the foul line, with 4-of-4 in the last minute of play to seal the win. He also earned Big 5 honor on Jan. 20 when he averaged 23.0 pts, 4.0 rebounds and 2.0 assists as SJU defeated Duquesne and Penn. He had one of the best shooting weeks of his career as he hit 68 percent (17-for-25) from the field and a blistering 70.5 percent (12-for-17) from three-point range.

HOLDING ON: Against UMass on Feb. 1, Saint Joseph's shot 44.8 percent from the field and 62.5 percent from three-point range in the first half and held a 17-point lead with a minute to play. Up 41-25 at halftime, the Hawks cooled off and made just 1-of-5 from behind the arc and 36.4 percent from the field, allowing UMass to climb back into the game and tie it with 1:23 to play. Struggling from the foul line all year, the Hawks ironically won the game by making 6-of-8 free throws down the stretch, led by two from **Chris Wilson** and two from **Papa Ndao**.

FROZEN: Either the ice storm or the Saint Louis defense froze the Hawks' offense in the 65-49 loss to the Billikens. Saint Joseph's shot just 27.3 percent in the first half, and just 31.9 percent in the game. The Hawks had their worst effort of the season from the three-point line, going just 1-for-15.

ON THE SIDELINE: Kyle Molock is sidelined for the rest of the year. The redshirt freshman reinjured his right knee in practice earlier this month and had successful surgery on February 7 to again repair the ACL of that knee, of which he previously had surgery in August 2012. The injury to his right knee that took place in August 2012, was the second on that knee for Molock, and the third knee injury overall. He was averaging 19.0 points through eight games as a senior at Dublin Coffman when he tore the ACL of his right knee in January 2012; in July of 2010, he suffered a severe injury to all of the major ligaments in his left knee, causing him to miss his junior year.

THE HAWK WILL NEVER DIE: The Saint Joseph's Hawk mascot has been named the best college basketball tradition by NCAA.com in its rankings of the top five traditions. Ranking behind the Hawk are: 2- Kansas' "Rock Chalk, Jayhawk" chant; 3- the "Frisbee Cheer" at UCLA; 4- Duke's "Krzyzewski-Ville" when students camp out for the game with North Carolina; and 5- Wake Forest's "Rolling the Quad" with streamers of white tissue.

TEN YEARS AFTER: It's hard to believe but this season marks the 10th anniversary of Saint Joseph's memorable 2003-04 season, in which the Hawks went 27-0 during the regular season, and 30-2 overall, earned a number-one seed in the NCAA Tournament and reached the Elite Eight, while coming within two points of a Final Four berth. Jameer Nelson and **Phil Martelli** were the consensus National Player of the Year and National Coach of the Year, respectively, while creating a season on Hawk Hill for the record books.

EVERYBODY INTO THE ACT: All 12 players who were dressed for the game saw action vs. Duquesne. Redshirt freshman **Javon Baumann** notched career-highs of eight points and five rebounds; **Daryus Quarles** had a season-high nine points; and senior walk-on **Colin Kelly** scored his first career points.

THE DUNK CONNECTION: Halil Kanacevic, the team's leader in assists, has a knack for finding **Ronald Roberts** around the rim. Kanacevic assisted on three of Roberts' five dunks in the Washington State game and has a total of 24 assists on dunks this season, mostly to Roberts.

WINNING WITH WILSON: Point guard **Chris Wilson** scored in double figures four times during the five-game winning streak in December. Wilson had 11 points against Drexel, 17 at Loyola and tied his career-high with 19 in the win over BU. He shot a career-best 7-for-14 from the field vs. BU, while making 3-of-6 three pointers. He then added 13 points vs. Binghamton.

COMING BACK: The Denver win marked the second time in three games in which the Hawks fought back from an 11-point deficit to earn the victory. SJU trailed BU by 11 with 18:52 to play in the second half and earned a 73-67 win. Against Denver, the Hawks trailed by 11 points midway through the first half and picked up the 53-52 win.

ODD OCCURRENCE: Halil Kanacevic went without an assist against Denver. It was the first time since the Butler game on Jan. 9, 2013 that the Hawks' leader in assists did not register one. In the Denver game, however, the Hawks missed 21 shots in the first half. He also did not have an assist at GW, but the senior was limited to 13 minutes of action with foul trouble.

FOUR FOR FOUR: Langston Galloway could become the first Hawk to lead the team for all four years in each of two categories - minutes played and three-point percentage. The senior is currently averaging a team-high 35.7 minutes played per game, and leads the squad in three-point percentage (42.5). No Hawk has led either of those categories for all four years.

HAWKS VS. THE TOP 25: The win over #21 UMass was Saint Joseph's first win over a ranked opponent this season and the first since an overtime win over #20 Notre Dame on Nov. 16, 2012. It was the first Top 25 win at Hagan Arena since an 82-72 win over #22 Temple on Feb. 25, 2012. SJU now owns a 4-7 record against ranked teams in the last three years, counting this season.

POMP AND CIRCUMSTANCE: Langston Galloway, **Halil Kanacevic** and **Eric Kindler** became Saint Joseph's graduates on December 17, which was the end of the first semester. All three players finished the coursework for their degrees. Kanacevic earned his bachelor's in communications, Galloway received his in sports marketing and Kindler earned a degree in theology. Coach **Phil Martelli** said it was the first time in his career that he had that many players graduate in December. Both Galloway and Kanacevic will both exhaust their eligibility at the end of this season. Kindler will have one year remaining as he transferred to Saint Joseph's in his sophomore year but did not play basketball.

HAPPY HOMECOMING: Isaiah Miles put together a career-best game vs. Loyola in his hometown of Baltimore. The sophomore scored 11 points in the first half en route to a career-high 17, in just 12 minutes of action. He hit on 4-of-5 shots from the field and made all eight free throw attempts. He then had his second double-figure effort in three games when he scored 11 points in the win over Binghamton.

DYNAMIC DUO: Halil Kanacevic and **DeAndre' Bembry** combined for 45 of the Hawks' 75 points in the win over Drexel, and had nearly as many as the Dragons scored in the game (55). The duo combined to shoot 19-for-24 from the field.

HAIL HALIL: Halil Kanacevic was named the Big 5 Co-Player of the Week for Dec. 23 after he had a career game to lead the Hawks to the win over Drexel. The senior had a career-high 27 points and added 14 rebounds for the 12th double-double of his career. He also led the team with four assists and two blocks while shooting a personal best 12-for-13 from the field. **Phil Martelli** said, "Halil was the way he had practiced and the way he had talked. He was really emphatic with his teammates about getting their heads up and moving on to the next challenge." It was the first Big 5 honor of his career, but earned it again on Jan. 13 and Feb. 3.

ROCK OF AGES: This year's squad is one of SJU's most experienced teams in recent years. The average age of the starting five is 21.2 years old. Three Hawks - **Langston Galloway**, **Ronald Roberts** and **Halil Kanacevic** - have each played over 120 games in their college careers.

RAVING ABOUT RON: Phil Martelli had this to say about **Ronald Roberts** after the LSU game: "Ron has worked at his game. He's been the Most Improved Player as voted by the coaching staff for three years in a row.... And he'd even be a candidate for this year. But what Ron will probably tell you after tonight is that he had three turnovers. I'm happy for him, he's the product of a really great family. He and (asst. coach) Dave Duda have worked on his game every day to try to get better."

FIRST HONOR: DeAndre' Bembry was named the Atlantic 10 Rookie of the Week for Nov. 17. He averaged 14.0 points, 3.5 rebounds and 3.0 assists as the Hawks went 1-1 on the week, while connecting on 54.5 percent from the field and 55.6 percent from three-point range.

ABOUT BEMBRY: Phil Martelli likes what he has seen this season from freshman **DeAndre' Bembry**: "DeAndre' is a player beyond his age. He's got a really nice way about him and really takes in what you give him."

SEEING DOUBLE: Halil Kanacevic now has a team-high four double-doubles - including one in rebounds (10) and assists (10) vs. Creighton. **Ronald Roberts** led the Hawks last season with 13 double-doubles on the year and he has two so far, against Marist and Washington State.

ON THE REBOUND: Halil Kanacevic and **Ronald Roberts** provide the Hawks with a top-notch rebounding tandem. Kanacevic is averaging 8.3 boards and 6.3 defensive rebounds per game while Roberts is grabbing 7.2 boards and 4.5 defensive rebounds. Kanacevic has notched double figures in rebounds nine times this season. SJU's team rebounding margin stands at +2.9, which is the fifth best number in the A-10.

SERVING THE COMMUNITY: Chris Wilson was one of 70 NCAA Men's Division I nominees for the Allstate NABC Good Works Team. The award, now in its second year, recognizes a select group of college basketball student-athletes who have made significant contributions to the greater good of their communities through volunteerism and civic service. WIlson has participated in numerous Saint Joseph's community service projects, has volunteered at his church in Philadelphia and at home in Fayetteville, N.C. Teammate **Langston Galloway** was named to the inaugural team last year and made a trip to the 2013 NCAA Final Four.

FROM THE START: Freshman **DeAndre´ Bembry** was the first freshman in SJU's starting lineup on opening day since 2010-11 when the trio of **Langston Galloway**, **Daryus Quarles** and C.J. Aiken each started their first collegiate game.

TWO-FOR-TWO: Ronald Roberts, Jr. was named both the Atlantic 10 Co-Player of the Week and the Philadelphia Big 5 Player of the Week for March 3. It was his second weekly honor of the year for both leagues, and the third of his career for both. Roberts averaged 18.5 points, 6.5 rebounds and 2.0 blocks in the Hawks' 2-0 week which ran their winning streak to six games. The senior shot 78.9 percent (15-19) from the field and 58.3 percent (7-for-12) from the foul line. He scored a game-high 22 points in the Hawks' 79-53 win over Dayton, while hitting 8-for-11 from

the field and 6-for-10 from the foul line. He then had 15 points in SJU's 83-74 win over St. Bonaventure, hitting 7-of-8 field goal attempts while grabbing six rebounds and blocking two shots. He was also named the Atlantic 10 Co-Player of the Week on Dec. 2 after being selected to the 2013 Old Spice Classic All-Tournament Team by averaging 20 points, 7.0 rebounds and 1.7 blocks in SJU's three games in Orlando.

ENJOYING THE RIDE: On many occasions this season, **Phil Martelli** has said that he enjoys coaching this group. After the Creighton game, he elaborated, "I have a really great team. Now there are basketball pieces missing. But these guys, you can't wait to get to work with them in every aspect. The way they're perceived on campus and in recruiting is great."

VIVA ITALIA: Saint Joseph's got a jump on the season when it traveled to Italy in August for a 10-day, four-game tour. The Hawks visited Rome, Florence, Venice and Lake Como and posted a 4-0 record on the trip. It marked the second time that **Phil Martelli** took SJU to Italy, with the last trip coming in 1999.

DEAN OF COACHES: This is **Phil Martelli's** 19th season at the helm of the Hawks, and he is SJU's all-time leader in career victories with a 359-244 record. He notched his 350th win on Jan. 18 vs. Penn. He is the longest tenured coach in the Atlantic 10 (19 years) and is now second on the conference's list for all-time career victories, behind John Chaney of Temple (516). Martelli is currently serving as the president of the National Association of Basketball Coaches (NABC).

SIGN THEM UP: Saint Joseph's had four high school standouts - James Demery, Markell Lodge, Shavar Newkirk, and Obi Romeo - sign National Letters of Intent during the early signing period. Demery is a 6-6 wing player from Northside Christian Academy in Charlotte, N.C. He averaged 16.8 points and 4.2 steals last season as his team won its second straight Independent School 2A state title. Lodge, originally from Virginia, is a 6-7 wing at Pace Academy in Carrboro, N.C., who is known for his tremendous athleticism and leaping ability. Newkirk is a 6-0 point guard from Cardinal Hayes High School in Bronx, N.Y. Considered one of the top point guards in New York City, he helped Cardinal Hayes to the CHSAA Semifinals in 2012. Romeo, a 6-foot-10 forward with a 94-inch wingspan, is originally from Nigeria and has been in the United States for the past three years, attending Greenbrier East High School in West Virginia. He averaged 10 points and 13 rebounds last season for the team that went 20-5.

IN MEMORY: Halil Kanacevic changed his uniform number this year to 45 (from 21) in memory of his uncle, Rizo Popovic, who passed away during the 2012-13 season at the age of 45. Kanacevic explained, "It's one of the most selfish things you think of, as a player, when you're growing up. You get a certain number, you get infatuated with it...I've seen kids get into fights over a jersey number. My thing was, let me be unselfish about that and actually give meaning to it. I know what that number means, I know what it represents, I chose it for personal reasons, not a selfish reason. I felt like I needed to do it."

HOME SWEET HOME: This marks the fifth season of Michael J. Hagan '85 Arena. The arena was dedicated in October 2009 after a two-year expansion and renovation of Alumni Memorial Fieldhouse, which was the home of the Hawks since 1949. Saint Joseph's owns a 44-24 record in the five seasons of Hagan Arena, but a 363-106 overall record in 63 years of Hagan Arena/Alumni Memorial Fieldhouse. SJU went 11-4 on its home court this season, the best record since the Hawks posted the same mark in 2011-12.

STRENGTH OF SCHEDULE: Saint Joseph's non-conference schedule was ranked as the second toughest in the A-10, behind VCU's. Other non-conference foes of note on the Hawks' schedule were Creighton, Villanova, Temple and Vermont.

CAPTAINS OF THE SHIP: Langston Galloway, **Halil Kanacevic** and **Ronald Roberts, Jr.**, have served as tri-captains this season.

WATCHING THE HAWKS: Saint Joseph's will have 21 games televised this season, including 13 national televison appearances, which is the most ever for the Hawks. (full schedule on page 2)

WAITING IN THE WINGS: Freshman forward **Jai Williams**, from Philadelphia Electrical and Technical Charter School, earned All-Public League Fourth Team honors is redshirting the season. **Aaron Brown**, a 6-5 guard, transferred to SJU from West Virginia this summer and will sit out the year due to NCAA transfer rules. He was the Delaware County Player of the Year in 2010 for nearby Penn Wood High School and will have two years with the Hawks beginning in 2014-15.

CRADLE OF COACHES: The Saint Joseph's coaching connection is an impressive one. A total of seven Saint Joseph's graduates have gone on to become head coaches in the NBA, and SJU is tied with Illinois for second on the list of universities with alums that have served as NBA head coaches. Indiana tops the list with 11 graduates that have coached in the league. Jim O'Brien was the most recent NBA head coach, and his last year with the Indiana Pacers was in 2010-11. Below is the list of former Hawks who have held positions as NBA head coaches:

Player (Class)	NBA Teams	W-L (yrs.)
Jack Ramsay ('49)	Phila., Buf., Port., Ind.	864-783 (21)
Jim Lynam ('63)	L.A. Clippers, Phila., Wash.	328-392 (10)
Matt Guokas ('67)	Phila., Orlando	230-305 (7)
Paul Westhead ('61)	L.A. Lakers, Chicago, Denver	183-224 (6)
Jack McKinney ('57)	L.A. Lakers, Indiana	135-205 (5)
George Senesky ('43)	Philadelphia	119-97 (3)
Jim O'Brien ('74)	Indiana, Phila., Boston	303-327 (8)

PRESEASON PICK: Saint Joseph's was voted to finish fifth in the Atlantic 10 Preseason Poll, as voted on by media and the league's coaches. The Hawks finished in a tie for eighth place last year with an 8-8 record.

A LOOK BACK: Last year's squad went 18-14 and earned its second consecutive NIT bid, for the 11th postseason berth under **Phil Martelli**.

KEEPING IT IN THE FAMILY: Phil Martelli's staff consists of three former Hawk players. Assistant coach **Mark Bass** was a junior on Martelli's first team in 1995-96, and then was a senior on the squad that reached the NIT Final in 1997. Assistant coach **Geoff Arnold** played for the Hawks from 1982 to 1986, and was a member of the 1986 Atlantic 10 championship team. Arnold was a member of Martelli's coaching staff for one season in 1995-96, and then returned to Hawk Hill at the start of the 2008-09 season. Director of basketball operations **Rob Sullivan** was a member of the 2004 Elite Eight team.

LOOKING AHEAD: The Hawks are seeking their first appearance in the conference semifinals since 2011.

HAWKS IN THE A-10 STATS
(Final Regular Season)

	Category	All	A-10
DeAndre' Bembry	Scoring	25th	17th
	3-Pt. Pct.	14th	- -
	Steals	- -	14th-T
L. Galloway	Scoring	4th	8th
	FT Pct.	4th	9th
	3-Pt. Pct.	3rd	14th
	3-Pt. FGM	**1st**	**1st**
	Minutes	3rd	2nd
Halil Kanacevic	Scoring	- -	28th
	Rebounding	4th	4th
	Assists	4th	4th
	FG Pct.	9th	2nd
	Blocks	7th	6th
	Ast/TO Ratio	8th	10th
	Def. Reb.	2nd-T	3rd
Ronald Roberts	Scoring	14th	16th
	Rebounding	8th	16th
	FG Pct.	3rd	1st
	Blocks	10th	7th
	Off. Reb.	6th	6th
	Def. Reb.	12th	- -
Chris Wilson	Assists	13th	13th-T
	Minutes	8th	6th

TEAM	**Category**	**All**	**A-10**
	Scoring Off	8th	6th
	Scoring Defense	6th	5th
	Scoring Margin	6th	4th
	FT Pct.	13th	13th
	FG Pct.	**1st**	**1st**
	FG Pct. Defense	5th	3rd
	3-Pt. FG Pct.	**1st**	3rd
	3-Pt. FG Made	2nd	3rd
	3-Pt. FG Pct. Def	10th	8th
	Reb. Offense	9th	12th
	Reb. Defense	3rd	4th
	Reb. Margin	5th	9th
	Blocked Shots	3rd	3rd
	Assists	4th	3rd
	Steals	13th	12th
	Turnover Margin	12th	12th
	Ast/TO Ratio	3rd	3rd
	Off. Rebs	12th	13th
	Def. Rebs	3rd	5th
	Def. Reb. Pct.	**1st**	6th
	Off. Reb. Pct.	10th	11th

TOP PERFORMANCES - 2013-14

POINTS
33 - Langston Galloway vs. Fordham
27 - Langston Galloway vs. La Salle
27 - Langston Galloway at St. Bonaventure
27- Halil Kanacevic vs. Drexel
27 - Langston Galloway vs. Siena
26 - Langston Galloway vs. Duquesne
24 - Langston Galloway vs. VCU
24 - Langston Galloway at Temple
22 - DeAndre' Bembry at George Washington
22 - Ronald Roberts vs. Dayton

REBOUNDS
19 - Halil Kanacevic at Richmond
15 - Halil Kanacevic at Penn
15 - Ronald Roberts vs. Denver
14 - Halil Kanacevic vs. Drexel
13 - Halil Kanacevic at Massachusetts
12 - Halil Kanacevic vs. La Salle

ASSISTS
12 - Halil Kanacevic at Penn
10 - Halil Kanacevic vs. Creighton
8 - Halil Kanacevic vs. Dayton
8 - Chris Wilson vs. Duquesne
8 - Halil Kancevic vs. Marist

BLOCKS
5 - Halil Kanacevic at St. Bonaventure
4 - Halil Kanacevic vs. Dayton
4 - Halil Kanacevic at La Salle
4 - Ronald Roberts vs. Saint Louis
4 - Halil Kanacevic vs. Denver

BIGGEST LEADS

Lead (half)	Opponent	Result
38 (2nd)	Rhode Island	W
37 (both)	Penn	W
37 (2nd)	Binghamton	W
37 (both)	Loyola	W
30 (2nd)	Dayton	W
29 (2nd)	Fordham	W
24 (2nd)	Marist	W
16 (2nd)	@ La Salle	W

BIGGEST DEFICITS

Lead (half)	Opponent	Result
30 (2nd)	Villanova	L
19 (2nd)	Saint Louis	L
19 (2nd)	@ Richmond	L
21 (2nd)	LSU	L
14 (2nd)	@ GW	L
13 (2nd)	La Salle	L
12 (1st)	Boston Univ.	W
11 (1st)	Denver	W
10 (2nd)	Rhode Island	W

FREE THROW SHOOTING

Final 5:00 of game (regulation only)

Player	FTM	FTA	Pct.
Evan Maschmeyer	6	6	1.000
Isaiah Miles	3	3	1.000
Papa Ndao	8	8	1.000
Brendan Casper	2	2	1.000
Langston Galloway	41	53	.773
Chris Wilson	17	26	.653
DeAndre' Bembry	6	10	.600
Halil Kanacevic	9	17	.529
Ronald Roberts	16	32	.500
Colin Kelly	1	2	.500
Javon Baumann	2	5	.400
Daryus Quarles	1	4	.250
Eric Kindler	0	1	.000
Team	**112**	**170**	**.659**

Final 1:00 of game (regulation only)

Player	FTM	FTA	Pct.
Isaiah Miles	2	2	1.000
Papa Ndao	6	6	1.000
Evan Maschmeyer	2	2	1.000
Langston Galloway	26	31	.839
Chris Wilson	11	14	.786
Ronald Roberts	7	11	.636
Halil Kanacevic	4	6	.667
DeAndre' Bembry	3	6	.500
Colin Kelly	1	2	.500
Daryus Quarles	1	4	.250
Eric Kindler	0	1	.000
Team	**63**	**85**	**.741**

DUNKS

Player	Dunks
Ronald Roberts	48
Halil Kanacevic	12
DeAndre' Bembry	12
Langston Galloway	10
Javon Baumann	1
Daryus Quarles	1
Papa Ndao	1

Assists on Dunks

Player	Passes	Lob Passes
Halil Kanacevic	18	6
DeAndre' Bembry	14	1
Langston Galloway	7	1
Chris Wilson	6	0
Papa Ndao	1	0
Evan Maschmeyer	0	1

THE LAST TIME . . .

SAINT JOSEPH'S . . .

Won in overtime	79-70 vs. Notre Dame, 11/16/12
Lost in overtime	92-86 at #22 VCU, 1/17/13
Won in double overtime	83-81 over Lafayette, 12/29/00
Lost in double overtime	98-93 at St. Bonaventure, 2/29/12
Won in triple overtime	92-86 over Rhode Island, 1/10/09
Played a Top 10 opponent	97-89 loss to #3 Villanova, 12/9/09
Played a ranked opponent	73-68 win over #21 Massachusetts, 2/1/14
Defeated a Top 10 opponent	71-66 win over #8 Xavier, 3/6/08
Defeated a Top 25 opponent	73-68 win over #21 Massachusetts, 2/1/14
Was ranked in the Top 25	#5 by AP and ESPN/*USA Today*, 4/7/04
Won by 50 points or more	114-63 (51 pts) over St. Bonaventure, 1/24/04
Won by 40-49 points	82-42 (40 pts) over Penn, 1/19/08
Won by 30-39 points	81-44 (37 pts) over Rhode Island, 3/6/13
Won by 20-29 points	79-53 (26 pts) over Dayton, 2/25/14
Scored 100 points or more	114-63 win over St. Bonaventure, 1/24/04
Scored less than 50 points	52-40 loss at Charlotte, 3/9/13
Shot 60 percent or better	64.6% vs. Duquesne, 1/15/14
Shot 50-59 percent	54.0% at St. Bonaventure, 3/1/14
Shot under 30 percent	29.2% at Charlotte, 3/9/13
Made 10 or more 3-point field goals	15 vs. Fordham, 2/22/14
Did not make any 3-point field goals	0 vs. Massachusetts, 2/26/09
Totaled 50 or more rebounds	50 at St. Bonaventure, 1/14/09
Had less than 25 rebounds	19 at La Salle, 2/16/13
Totaled 20 or more assists	24 at Penn, 1/18/14
Had 20 or more turnovers	22 vs. Duquesne, 1/15/14
Had 15 or more steals	15 vs. Lehigh, 12/20/09
Had 10 or more blocks	10 at Duquesne, 1/12/13
Had 4 players in double figures	at George Washington, 3/5/14
Had 5 players in double figures	at La Salle, 2/15/14

A SAINT JOSEPH'S PLAYER . . .

Scored 40 or more points	47, Tony Costner vs. Alaska-Anchorage, 12/30/83 **
Scored 30 or more points	33, Langston Galloway vs. Fordham, 2/22/14
Scored 25-29 points:	27, Langston Galloway vs. La Salle, 3/9/14
Scored 20-24 points:	22, DeAndre' Bembry at George Washington, 3/5/14
Made 8 or more 3-point field goals:	10, Langston Galloway vs. Fordham, 2/22/14 **
Made 10 or more free throws:	10, Carl Jones vs. VCU, 3/15/13
Shot 100 percent from the field (min. 5 made)	8-for-8, Chris Wilson vs. Dayton, 2/25/14
Attempted 15 or more free throws:	16, Ronald Roberts vs. Notre Dame, 11/16/12
Attempted 20 or more field goals:	21 (6 made), Tasheed Carr vs. Temple, 3/12/09
Had 10-19 rebounds:	12, Halil Kanacevic vs. La Salle, 3/9/14
Had 20 or more rebounds:	20, Ahmad Nivins vs. Rhode Island, 1/10/09
Had 10 or more blocks:	10, Dwayne Jones vs. St. Bonaventure, 3/19/05
Had 5-9 blocks:	5, C.J. Aiken at Saint Louis, 2/27/13
Had 5 or more steals:	5, Langston Galloway vs. Siena, 11/29/13
Had 10 or more assists:	12, Halil Kanacevic at Penn, 1/18/14
Had a double-double:	Halil Kanacevic (21 pts, 19 rebs) at Richmond, 1/25/14
Had a triple-double:	Dwayne Jones (11 pts, 11 rebs, 10 blk) vs. St. Bonaventure, 2/19/05
Played 40 minutes (in regulation):	three players at George Washington, 3/5/14

AN OPPONENT . . .

Scored less than 50 points	44 by Binghamton, 12/31/1
Scored less than 40 points	35 by Yale, 11/12/12
Shot under 30 percent	29.0% by Rhode Island, 3/6/13
Shot 60 percent or better	60.9% by Western Kentucky, 11/12/10
Scored 100 points or more	104 by Iona, 11/23/11

** Denotes school record

HAWKS BY THE NUMBERS

SJU's Record in Games....	
Decided by 5 points or less	7-3
Decided by 6-10 points	5-2
Decided by 11 points or more	9-4
Decided in overtime	0-0
Played during the day	8-2
Played at night	13-7
Televised	14-9
Home	11-4
Away	8-4
Neutral	2-1
In November	4-2
in December	3-2
in January	7-2
in February	6-1
in March	1-2
In white uniforms	12-3
In crimson uniforms	8-4
In gray uniforms	1-2
When winning the opening tip-off	16-5
SJU's Record When Scoring....	
Less than 60 points	2-1
60-69 points	4-6
70-79 points	9-2
80-89 points	6-0
90-99 points	0-0
SJU's Record When Allowing....	
Less than 60 points	7-0
60-69 points	9-3
70-79 points	4-3
80-89 points	1-2
90-100 points	0-1
SJU's Record When....	
Leading at the half	14-3
Trailing at the half	7-6
SJU's Record When Shooting...	
50% or better	9-0
Less than 50%	12-9
Better than opponent	18-2
Worse than opponent	3-7
SJU's Record When...	
Outrebounding opponent	13-3
Outrebounded by opponent	7-6
Equal rebounds	1-0
Committing fewer TOs than opponent	8-2
Committing more TOs than opponent	13-6
Committing equal TOS	0-1
Committing 14 or fewer TOs	17-6
Committing 15 or more TOs	4-3
Galloway scores double figures	18-7
Roberts scores double figures	15-7
Kanacevic scores double figures	11-6
Bembry scores double figures	15-7
Four players score double figures	10-5
Five players score double figures	1-0

MISCELLANEOUS STATS

Largest winning margin: 27 vs. Binghamton
Largest lead in a game: 38 at Penn
Largest margin of defeat: 30 vs. Villanova
Largest deficit in a game: 30 vs. Villanova
Largest deficit overcome to win: 12 vs. Boston U.
Largest winning margin lost: 7 vs. Villanova

THE HAWK

The Saint Joseph's Hawk mascot has been flapping its wings for 57 years. One of the most famous mascots in college sports, the Hawk is best known for staying in constant motion by flapping its wings throughout every basketball game and representing the Saint Joseph's motto, "The Hawk Will Never Die".

The Hawk mascot was named the "Best College Basketball Tradition" by NCAA.com in 2014.

The idea for the Hawk as a mascot was originated by Jim Brennan during the 1954-55 season. Brennan, an ex-Marine and SJU cheerleader, at first wanted to secure an actual hawk, but later switched to the costume idea. The student government raised the 120 dollars needed to buy the initial costume, which Brennan donned for three years. He made his debut as the Hawk on January 4, 1956, a 69-56 win over La Salle at the Palestra. The Hawk has not missed a men's basketball game since that first season.

In addition to the constant flapping, the Hawk is also recognized by its "flying" in figure eights around the court during timeouts. The constant motion, coupled with the scrappy play of the University's athletic teams, helped to spawn the school's familiar slogan "The Hawk Will Never Die!" A few years ago, ESPN used a "flap-o-meter" on the national telecast of a Saint Joseph's game to estimate that the Hawk flaps its wings 3,500 times during a regulation game.

The Hawk is unique because it is one of the few mascots in the nation that travels to every game, and the student who holds the position gains a tuition scholarship. The student, who is selected through an interview process during the previous spring semester, also serves as a team manager for the men's basketball team and travels with the squad.

Ian Klinger, the 35th student to wear the wings, is the Hawk mascot for the second consecutive season. He is a senior finance and accounting major from Millersburg, Pa.

SAINT JOSEPH'S

The corporate title of "Saint" Joseph's University, which has been in place since Saint Joseph's was granted university status by the Commonwealth of Pennsylvania in 1979, is now the public title of the institution for all aspects of its operations.

Official reference: **Saint Joseph's University**
Saint Joseph's

Acceptable in headlines or informal references:
Saint Joseph's
SJU
St. Joe's

UNACCEPTABLE: ***St. Joseph's***

For articles on the Hawks, go to
"Hawks in the News" on SJUHawks.com
http://tinyurl.com/HawksintheNews
Media Guide Online at SJUHawks.com
http://tinyurl.com/SJUMediaGuide

ON THE AIR

TV: Saint Joseph's will again have a strong presence on television in 2013-14, with a total of 21 games scheduled for coverage, including 13 national broadcasts. (Complete schedule on page 2)

RADIO: Saint Joseph's University and CBS Sports Radio 610 AM (WIP) are in the third year of the partnership to broadcast every Hawk game. The Saint Joseph's Sports Network team of **Matt Martucci** and **Joe Lunardi** will provide the play-by-play and color commentary. Martucci, a 2006 Syracuse University graduate, is in his fifth year as full-time play-by-play announcer. Lunardi, in his 24th year on the Hawks' radio broadcasts, is the associate vice president for marketing at Saint Joseph's, and is a college basketball analyst for ESPN.com with his popular "Bracketology" column. Games can also be heard via audio streaming free of charge on **www.SJUHawks.com**. CBS Sports Radio 610 will also be the home of Phil Martelli's "HawkTalk" radio show, which will air once a week from 6 to 7 p.m. beginning on January 6.

VIDEO STREAMING: This season, live video broadcasts of many SJU games will be broadcast through the new Atlantic 10 Digital Network as part of the Atlantic 10 Conference's partnership with NeuLion, Inc. with a subscription to Hawks' All-Access (SJUHawks.com). (See schedule on pg. 2)

The Atlantic 10 Conference has also formed a partnership with **Campus Insiders** (www.campusinsiders.com). Campus Insiders is the leading digital content syndication source and online destination for 190 million college sports fans. A total of four Saint Joseph's games will be streamed free of charge on CampusInsiders.com. They are: Nov. 16 vs. Creighton; Jan. 8 at Massachusetts; Feb. 5 vs. Saint Louis; and March 5 at George Washington.

INTERNET: Information for Saint Joseph's basketball is found at SJU's athletics website, **www.SJUHawks.com** with statistics, updated game notes, and live in-game statistics for all Hawk home games, and selected road games. Through Hawks All-Access, fans can follow every home game through audio streaming as well as video streaming for non-televised games. All road games are covered with audio streaming and video streaming also available for selected ones. Video features on the team will also be available on the site.

CBS SPORTS RADIO PHILADELPHIA 610AM

CAREER HIGHS

#34 JAVON BAUMANN
PTS: 8 vs. Duquesne (1/15/14)
REB: 6 vs. Marist (11/13/13)
AST: 2 vs. Duquesne (1/15/14)
FGM: 4 vs. Duquesne (1/15/14)
FGA: 5 vs. Duquesne (1/15/14)
3FGM: - -
3FGA: - -
FTM: 1 (2x) last at Penn (1/18/14)
FTA: 4 at Penn (1/18/14)
BLK: 2 vs. Siena (11/29/13)
STL: 1 at Vermont (11/9/13)
TO: 2 (2x) last vs. Duquesne (1/15/14)
MIN: 20 vs. Duquesne (1/15/14)

#43 DeANDRE' BEMBRY
PTS: 22 vs. George Washington (3/5/14)
REB: 9 (2x) last at Loyola (12/21/13)
AST: 8 (2x) last at George Washington (3/5/14)
FGM: 8 (3x) last at George Washington (3/5/14)
FGA: 17 at Richmond (1/25/14)
3FGM: 4 vs. Creighton (11/16/13)
3FGA: 8 vs. Creighton (11/16/13)
FTM: 7 at St. Bonaventure (3/1/14)
FTA: 8 (6x) last vs. La Salle (3/9/14)
BLK: 2 (3x) last vs. Duquesne (1/15/14)
STL: 3 (3x) last at La Salle (2/15/14)
TO: 5 at George Washington (3/5/14)
MIN: 40 at George Washington (3/5/14)

#20 BRENDAN CASPER
PTS: 2 (2x) last vs. Fordham (2/22/14)
REB: 1 (2x) last vs. Fordham (2/22/14)
AST: 1 vs. Duquesne (1/15/14)
FGM: 1 (2x) last vs. Fordham (2/22/14)
FGA: 4 vs. Marist (11/13/13)
3FGM: - -
3FGA: - -
FTM: 2 at Penn (1/18/14)
FTA: 2 at Penn (1/18/14)
BLK: - -
STL: 1 at Penn (1/18/14)
TO: - -
MIN: 3 (2x) last at Penn (1/18/14)

#10 LANGSTON GALLOWAY
PTS: 33 vs. Fordham (2/22/14)
REB: 9 (7x) last vs. Penn (1/19/13)
FGM: 11 vs. Fordham (2/22/14)
FGA: 19 (2x) last at St. Bonaventure (3/1/14)
3FGM: 10 vs. Fordham (2/22/14)
3FGA: 15 vs. Fordham (2/22/14)
FTM: 9 at George Mason (1/11/14)
FTA: 11 at George Mason (1/11/14)
AST: 8 vs. Rutgers (11/26/10)
BLK: 3 at Fairfield (11/23/10)
STL: 7 vs. Minnesota (12/8/10)
TO: 5 vs. Charlotte (1/7/12)
MIN: 49 at Iona (11/23/11)

#21 HALIL KANACEVIC
PTS: 27 vs. Drexel (12/18/13)
REB: 19 at Richmond (1/25/14)
FGM: 12 vs. Drexel (12/18/13)
FGA: 15 at George Mason (1/11/14)
3FGM: 3 vs. Notre Dame (11/16/12)
3FGA: 5 vs. Notre Dame (11/16/12)
FTM: 6 vs. Fordham (3/2/13)
FTA: 8 (3x) last vs. Massachusetts (1/8/14)
AST: 12 (2x) last at Penn (1/18/14)
BLK: 7 vs. Morgan State (12/28/11)
STL: 4 (2x) last vs. LSU (11/28/13)
TO: 7 at Xavier (1/18/12)
MIN: 44 vs. Notre Dame (11/16/12)

#41 COLIN KELLY
PTS: 2 vs. Duquesne (1/15/14)
REB: 1 (3x) last vs. Duquesne (1/15/14)
AST: - -
FGM: 1 vs. Duquesne (1/15/14)
FGA: 2 vs. Duquesne (1/15/14)
3FGM: - -
3FGA: 1 at Penn (1/18/14)
FTM: 1 vs. Binghamton (12/31/13)
FTA: 2 (2x) last vs. Binghamton (12/31/13)
BLK: 1 (2x) last vs. Duquesne (1/15/14)
STL: - -
TO: 1 (2x) last vs. Duquesne (1/15/14)
MIN: 5 vs. Duquesne (1/15/14)

#25 ERIC KINDLER
PTS: 3 vs. Rhode Island (3/6/13)
REB: 2 vs. Marist (11/13/13)
AST: 1 (2x) last vs. Binghamton (12/31/13)
FGM: 1 (2x) last vs. Rhode Island (3/6/13)
FGA: 1 (3x) last at Penn (1/18/14)
3FGM: - -
3FGA: 1 vs. Binghamton (12/31/13)
FTM: 1 vs. Rhode Island (3/6/13)
FTA: 2 vs. Rhode Island (3/6/13)
BLK: - -
STL: 1 (2x) last vs. Rhode Island (3/6/13)
TO: 1 (2x) last at Penn (1/18/14)
MIN: 3 at Penn (1/18/14)

#0 EVAN MASCHMEYER
PTS: 7 vs. Binghamton (12/31/13)
REB: 2 (6x) last vs. VCU (2/8/14)
FGM: 2 vs. Binghamton (12/31/13)
FGA: 4 vs. Duquesne (1/15/14)
3FGM: 2 vs. Binghamton (12/31/13)
3FGA: 3 vs. Binghamton (12/31/13)
FTM: 4 vs. Siena (11/29/13)
FTA: 4 (2x) last vs. Siena (11/29/13)
AST: 2 (4x) last at Loyola (12/21/13)
BLK: - -
STL: 1 (5x) last vs. Washington St. (12/1/13)
TO: 4 vs. Binghamton (12/31/13)
MIN: 15 at Loyola (12/21/13)

#15 ISAIAH MILES
PTS: 17 at Loyola (12/21/13)
REB: 6 vs. Binghamton (12/31/13)
AST: 3 at George Washington (3/5/14)
FGM: 4 (2x) last vs. Binghamton (12/31/13)
FGA: 6 (2x) last at George Washington (3/5/14)
3FGM: 2 (5x) last at St. Bonaventure (3/1/14)
3FGA: 5 (2x) last at George Washington (3/5/14)
FTM: 8 at Loyola (12/21/13)
FTA: 8 at Loyola (12/21/13)
BLK: 2 (2x) last vs. Rhode Island (1/22/14)
STL: 1 (3x) last at Loyola (12/21/13)
TO: 3 (2x) last vs. Fordham (2/22/14)
MIN: 22 at George Washington (3/5/14)

#22 KYLE MOLOCK
PTS: - -
REB: - -
AST: 1 vs. Marist (11/13/13)
FGM: - -
FGA: 1 vs. Marist (11/13/13)
3FGM: - -
3FGA: - -
FTM: 2 at Loyola (12/21/13)
FTA: 2 at Loyola (12/21/13)
BLK: - -
STL: - -
TO: 3 vs. Duquesne (1/15/14)
MIN: 6 vs. Duquesne (1/15/14)

#32 PAPA NDAO
PTS: 13 at George Mason (1/11/14)
REB: 7 vs. Duquesne (1/15/14)
FGM: 4 at George Mason (1/11/14)
FGA: 7 vs. Morgan State (12/28/11)
3FGM: 3 (2x) last at Penn (1/18/14)
3FGA: 6 vs. Morgan State (12/28/11)
FTM: 4 at Loyola (12/21/13)
FTA: 4 at Loyola (12/21/13)
AST: 2 (5x) last vs. Fordham (2/22/14)
BLK: 4 vs. Morgan State (12/28/11)
STL: 2 at Penn (1/21/12)
TO: 3 (5x) last vs. Massachusetts (1/8/14)
MIN: 37 at George Mason (1/11/14)

#11 DARYUS QUARLES
PTS: 17 vs. Norfolk State (11/20/10)
REB: 6 vs. Penn State (11/26/11)
FGM: 5 (4x) last at GW (2/18/12)
FGA: 12 (2x) last vs. Duquesne (1/5/11)
3FGM: 4 vs. Norfolk State (11/20/10)
3FGA: 7 vs. Duquesne (1/5/11)
FTM: 4 at Richmond (2/1/12)
FTA: 7 at GW (2/18/12)
AST: 6 vs. GW (1/8/11)
BLK: 2 vs. GW (1/8/11)
STL: 2 (3x) last vs. Marist (11/13/13)
TO: 3 (5x) last vs. Duquesne (1/15/14)
MIN: 31 at GW (2/18/12)

#13 RONALD ROBERTS, JR.
PTS: 27 vs. Dayton (1/25/12)
REB: 16 vs. Notre Dame (11/16/12)
FGM: 10 vs. Dayton (1/25/12)
FGA: 16 vs. Fairfield (12/22/12)
3FGM: - -
3FGA: - -
FTM: 11 vs. Notre Dame (11/16/12)
FTA: 16 vs. Notre Dame (11/16/12)
AST: 4 (2x) last vs. La Salle (3/9/14)
BLK: 4 (2x) last vs. Saint Louis (2/5/14)
STL: 4 vs. Denver (1/4/13)
TO: 5 (2x) last vs. Fordham (2/22/14)
MIN: 41 (2x) last at VCU (1/17/13)

#24 CHRIS WILSON
PTS: 20 vs. Dayton (2/25/14)
REB: 9 at Coppin State (12/4/12)
FGM: 8 vs. Dayton (2/25/14)
FGA: 14 vs. Boston Univ. (12/29/13)
3FGM: 5 vs. Butler (1/9/13)
3FGA: 8 at Duquesne (1/12/13)
FTM: 7 at St. Bonaventure (2/29/12)
FTA: 8 at St. Bonaventure (2/29/12)
AST: 9 at VCU (1/17/13)
BLK: 2 (2x) last at George Mason (1/11/14)
STL: 3 (2x) last vs. Morgan State (1/5/13)
TO: 5 vs. Coppin State (12/21/11)
MIN: 41 vs. Notre Dame (11/16/12)

SEASON HIGHS

#34 JAVON BAUMANN
PTS: 8 vs. Duquesne (1/15/14)
REB: 6 vs. Marist (11/13/13)
AST: 2 vs. Duquesne (1/15/14)
FGM: 4 vs. Duquesne (1/15/14)
FGA: 5 vs. Duquesne (1/15/14)
3FGM: - -
3FGA: - -
FTM: 1 (2x) last at Penn (1/18/14)
FTA: 4 at Penn (1/18/14)
BLK: 2 vs. Siena (11/29/13)
STL: 1 at Vermont (11/9/13)
TO: 2 (2x) last vs. Duquesne (1/15/14)
MIN: 20 vs. Duquesne (1/15/14)

#43 DeANDRE' BEMBRY
PTS: 22 at George Washington (3/5/14)
REB: 9 (2x) last at Loyola (12/21/13)
AST: 8 (2x) last at George Washington (3/5/14)
FGM: 8 (3x) last at George Washington (3/5/14)
FGA: 17 at Richmond (1/25/14)
3FGM: 4 vs. Creighton (11/16/13)
3FGA: 8 vs. Creighton (11/16/13)
FTM: 7 at St. Bonaventure (3/1/14)
FTA: 8 (6x) last vs. La Salle (3/9/14)
BLK: 2 (3x) last vs. Duquesne (1/15/14)
STL: 3 (3x) last at La Salle (2/15/14)
TO: 5 at George Washington (3/5/14)
MIN: 40 at George Washington (3/5/14)

#20 BRENDAN CASPER
PTS: 2 (3x) last vs. Fordham (2/22/14)
REB: 1 (2x) last vs. Fordham (2/22/14)
AST: 1 vs. Duquesne (1/15/14)
FGM: 1 (2x) last vs. Fordham (2/22/14)
FGA: 4 vs. Marist (11/13/13)
3FGM: - -
3FGA: - -
FTM: 2 at Penn (1/18/14)
FTA: 2 at Penn (1/18/14)
BLK: - -
STL: 1 at Penn (1/18/14)
TO: - -
MIN: 3 (2x) last at Penn (1/18/14)

#10 LANGSTON GALLOWAY
PTS: 33 vs. Fordham (2/22/14)
REB: 8 (2x) last at St. Bonaventure (3/1/14)
AST: 4 (2x) last at George Washington (3/5/14)
FGM: 11 vs. Fordham (2/22/14)
FGA: 19 at St. Bonaventure (3/1/14)
3FGM: 10 vs. Fordham (2/22/14)
3FGA: 15 vs. Fordham (2/22/14)
FTM: 9 at George Mason (1/11/14)
FTA: 11 at George Mason (1/11/14)
BLK: 2 (2x) last vs. Saint Louis (2/5/14)
STL: 5 vs. Siena (11/29/13)
TO: 3 (2x) last at George Mason (1/11/14)
MIN: 40 (6x) last at George Washington (3/5/14)

#21 HALIL KANACEVIC
PTS: 27 vs. Drexel (12/18/13)
REB: 19 at Richmond (1/25/14)
AST: 12 at Penn (1/18/14)
FGM: 12 vs. Drexel (12/18/13)
FGA: 15 at George Mason (1/11/14)
3FGM: 2 (2x) last vs. Duquesne (1/15/14)
3FGA: 5 vs. Creighton (11/16/13)
FTM: 5 (3x) last at George Mason (1/11/14)
FTA: 8 (2x) last vs. Massachusetts (1/8/14)
BLK: 5 at St. Bonaventure (3/1/14)
STL: 4 vs. LSU (11/28/13)
TO: 5 (4x) last vs. Saint Louis (2/5/14)
MIN: 40 (6x) last vs. VCU (2/8/14)

#41 COLIN KELLY
PTS: 2 vs. Duquesne (1/15/14)
REB: 1 (3x) last vs. Duquesne (1/15/14)
AST: - -
FGM: 1 vs. Duquesne (1/15/14)
FGA: 2 vs. Duquesne (1/15/14)
3FGM: - -
3FGA: 1 at Penn (1/18/14)
FTM: 1 vs. Binghamton (12/31/13)
FTA: 2 vs. Binghamton (12/31/13)
BLK: 1 vs. Duquesne (1/15/14)
STL: - -
TO: 1 vs. Duquesne (1/15/14)
MIN: 5 vs. Duquesne (1/15/14)

#25 ERIC KINDLER
PTS: - -
REB: 2 (2x) last vs. Binghamton (12/31/13)
AST: - -
FGM: - -
FGA: 1 (2x) last at Penn (1/18/14)
3FGM: - -
3FGA: 1 vs. Binghamton (12/31/13)
FTM: - -
FTA: 1 vs. Duquesne (1/15/14)
BLK: - -
STL: - -
TO: 1 (2x) last at Penn (1/18/14)
MIN: 3 (2x) last at Penn (1/18/14)

#0 EVAN MASCHMEYER
PTS: 7 vs. Binghamton (12/31/13)
REB: 2 (3x) last vs. VCU (2/8/14)
AST: 2 at Loyola (12/21/13)
FGM: 2 vs. Binghamton (12/31/13)
FGA: 4 (3x) last vs. Duquesne (1/15/14)
3FGM: 2 vs. Binghamton (12/31/13)
3FGA: 3 vs. Binghamton (12/31/13)
FTM: 4 vs. Siena (11/29/13)
FTA: 4 vs. Siena (11/29/13)
BLK: - -
STL: 1 vs. Washington St. (12/1/13)
TO: 4 vs. Binghamton (12/31/13)
MIN: 15 at Loyola (12/21/13)

#15 ISAIAH MILES
PTS: 17 at Loyola (12/21/13)
REB: 5 at George Washington (3/5/14)
AST: 3 at George Washington (3/5/14)
FGM: 4 (2x) last vs. Binghamton (12/31/13)
FGA: 6 (2x) last at George Washington (3/5/14)
3FGM: 2 (4x) last at St. Bonaventure (3/1/14)
3FGA: 4 (3x) last at St. Bonaventure (3/1/14)
FTM: 8 at Loyola (12/21/13)
FTA: 8 at Loyola (12/21/13)
BLK: 2 (2x) last vs. Rhode Island (1/22/14)
STL: 1 (2x) last at Loyola (12/21/13)
TO: 4 (2x) last vs. Fordham (2/22/14)
MIN: 22 at George Washington (3/5/14)

#22 KYLE MOLOCK
PTS: 2 vs. Loyola (12/21/13)
REB: - -
AST: 1 vs. Marist (11/13/13)
FGM: - -
FGA: 1 vs. Marist (11/13/13)
3FGM: - -
3FGA: - -
FTM: 2 at Loyola (12/21/13)
FTA: 2 at Loyola (12/21/13)
BLK: - -
STL: - -
TO: 3 vs. Duquesne (1/15/14)
MIN: 6 vs. Duquesne (1/15/14)

#32 PAPA NDAO
PTS: 13 at George Mason (1/11/14)
REB: 7 vs. Duquesne (1/15/14)
AST: 2 (3x) last vs. UMass (2/1/14)
FGM: 4 at George Mason (1/11/14)
FGA: 4 at George Mason (1/11/14)
3FGM: 3 (2x) last at Penn (1/18/14)
3FGA: 5 at Rhode Island (2/19/14)
FTM: 4 at Loyola (12/21/13)
FTA: 4 at Loyola (12/21/13)
BLK: 2 at George Mason (1/11/14)
STL: 1 (4x) last vs. Fordham (2/22/14)
TO: 3 vs. Massachusetts (1/8/14)
MIN: 37 at George Mason (1/11/14)

#11 DARYUS QUARLES
PTS: 9 vs. Duquesne (1/15/14)
REB: 4 (2x) last vs. Duquesne (1/15/14)
AST: 2 (2x) last vs. Duquesne (1/15/14)
FGM: 3 (2x) last vs. Duquesne (1/15/14)
FGA: 8 vs. Villanova (12/7/13)
3FGM: 2 (2x) last vs. Duquesne (1/15/14)
3FGA: 3 (4x) last at Temple (12/4/13)
FTM: 3 at Vermont (11/9/13)
FTA: 5 at Vermont (11/9/13)
BLK: 1 vs. Villanova (12/7/13)
STL: 2 (3x) last vs. Binghamton (12/31/13)
TO: 3 vs. Duquesne (1/15/14)
MIN: 25 vs. Villanova (12/7/13)

#13 RONALD ROBERTS, JR.
PTS: 22 vs. Dayton (2/25/14)
REB: 15 vs. Denver (1/4/13)
AST: 4 at Loyola (12/21/13)
FGM: 9 (2x) last vs. Siena (11/29/13)
FGA: 14 (2x) last vs. La Salle (3/9/14)
3FGM: - -
3FGA: - -
FTM: 9 vs. Massachusetts (2/1/14)
FTA: 14 vs. Saint Louis (2/5/14)
BLK: 4 vs. Saint Louis (2/5/14)
STL: 4 vs. Denver (1/4/13)
TO: 5 (2x) last vs. Fordham (2/22/14)
MIN: 40 at Rhode Island (2/19/14)

#24 CHRIS WILSON
PTS: 20 vs. Dayton (2/25/14)
REB: 8 at Richmond (1/25/14)
AST: 8 vs. Duquesne (1/15/14)
FGM: 8 vs. Dayton (2/25/14)
FGA: 14 vs. Boston Univ. (12/29/13)
3FGM: 6 vs. Creighton (11/16/13)
3FGA: 11 vs. Creighton (11/16/13)
FTM: 6 at Loyola (12/21/13)
FTA: 6 (3x) last at George Washington (3/5/14)
BLK: 2 at George Mason (1/11/14)
STL: 3 vs. Denver (1/4/13)
TO: 5 at George Mason (1/11/14)
MIN: 40 (2x) last at George Washington (3/5/14)

GAME RECAPS

Game 1: November 13, 2013 - Patrick Gym - Burlington, Vt.
SJU 74 -Vermont 64

Langston Galloway and **Ronald Roberts, Jr.**, scored 21 points apiece to lead Saint Joseph's to a 74-64 win at Vermont in the season opener for both teams, while freshman **DeAndre' Bembry** scored 11 points in his collegiate debut. The Hawks shot a blistering 65 percent from the field in the first half, but cooled off in the second as Vermont cut a 17-point deficit to just three points at the 10-minute mark of the second. But SJU's seniors – Galloway, Roberts, **Daryus Quarles** and **Halil Kanacevic** - pulled the Hawks through as the classmates scored all of the points in a 10-1 run to give them a more comfortable 64-53 lead with 4:21 to play. Roberts, who shot 8-for-13 from the field, added nine rebounds while Kanacevic had seven as the Hawks outrebounded the Catamounts, 41-28.

			tot-fg		3-pt				rebounds									
##	Player		fg	fga	fg	fga	ft	fta	of	de	tot	pf	tp	a	to	blk	s	min
10	GALLOWAY, L	*	6	14	3	7	6	8	1	2	3	3	21	0	2	0	0	38
13	ROBERTS, Ronald	*	8	13	0	0	5	7	3	6	9	4	21	0	4	1	0	35
24	WILSON, Chris	*	3	9	0	2	2	2	0	2	2	0	8	2	1	0	0	34
43	BEMBRY, DeAndre	*	4	8	2	4	1	4	0	6	6	3	11	2	2	1	0	32
45	KANACEVIC, Halil	*	0	1	0	0	2	2	1	6	7	5	2	3	3	0	1	20
00	MASCHMEYER, E		0	0	0	0	0	0	0	0	0	0	0	1	0	0	0	2
11	QUARLES, Daryus		1	2	0	1	3	5	2	2	4	4	5	0	0	0	0	14
15	MILES, Isaiah		2	4	1	2	1	2	3	1	4	3	6	1	1	2	1	19
34	BAUMANN, Javon		0	1	0	0	0	0	0	1	1	0	0	1	0	0	1	6
	TEAM								1	4	5				1			
	Totals.....		24	52	6	16	20	30	11	30	41	22	74	10	14	4	3	200

TOTAL FG% 1st Half: 17-26 65.4% 2nd Half: 7-26 26.9% Game: 46.2% DEADBALL
3-Pt. FG% 1st Half: 6-12 50.0% 2nd Half: 0-4 0.0% Game: 37.5% REBOUNDS
F Throw %1st Half: 3-6 50.0% 2nd Half: 17-24 70.8% Game: 66.7% 5

Vermont 0-1

			tot-fg		3-pt				rebounds									
##	Player		fg	fga	fg	fga	ft	fta	of	de	tot	pf	tp	a	to	blk	s	min
01	Voelkel, Brian	*	1	2	0	0	4	7	1	9	10	5	6	3	4	1	2	33
02	Apfeld, Luke	*	1	2	0	1	0	0	1	1	2	5	2	1	1	0	1	17
12	Carissimo, Sandro	*	4	16	2	5	0	0	1	0	1	4	10	3	1	1	0	36
21	Rusin, Candon	*	5	11	2	7	3	6	0	1	1	4	15	1	1	0	0	30
31	Rugg, Clancy	*	3	9	0	1	11	13	3	3	6	1	17	1	2	2	2	30
05	Harold, Hector		1	4	0	2	1	2	0	4	4	2	3	2	0	0	0	16
14	Elbaum, Josh		1	1	0	0	0	0	0	1	1	0	2	0	0	0	1	11
20	Wills, Dre		0	0	0	0	0	0	0	0	0	1	0	0	0	0	0	2
32	O'Day, Ethan		4	5	0	0	1	1	0	1	1	4	9	0	0	3	0	18
34	Steidl, Kurt		0	1	0	1	0	0	0	0	0	0	0	0	0	0	0	7
	TEAM									2	2							
	Totals.....		20	51	4	17	20	29	6	22	28	26	64	11	9	7	6	200

TOTAL FG% 1st Half: 8-24 33.3% 2nd Half: 12-27 44.4% Game: 39.2% DEADBALL
3-Pt. FG% 1st Half: 2-10 20.0% 2nd Half: 2-7 28.6% Game: 23.5% REBOUNDS
F Throw % 1st Half: 8-11 72.7% 2nd Half: 12-18 66.7% Game: 69.0% 4

Officials: Brian Dorsey, Paul Faia, Rob Riley
Technical fouls: Saint Joseph's-None. Vermont-None.
Attendance: 2,698

Score by Periods	1st	2nd	Total
Saint Joseph's	43	31	74
Vermont	26	38	64

Game 2: November 13, 2013 - Hagan Arena
SJU 81- Marist 62

Langston Galloway scored 20 points and **Halil Kanacevic** and **Ronald Roberts, Jr.**, each posted a double-double as Saint Joseph's defeated Marist, 81-62, in the Hawks' home opener. Kanacevic just missed a triple-double with 12 points, 11 rebounds and eight assists, while Roberts had 16 points and 10 rebounds. Galloway shot 6-for-8 from the field, and 3-for-5 from three-point range, while also grabbing eight rebounds. SJU scored the first 12 points of the game in the first four minutes and never trailed in the contest. With SJU leading 12-0, Marist went on a 10-3 run to close to 15-10, but the Hawks would increase it to 20-10 by the midway point of the half. The Hawks closed the half with an 18-8 run to take a 40-25 lead at halftime. Both teams were cold from three-point range in the first half, with the Hawks going 1-for-6 and Marist going 0-for-11. That changed in the second as Saint Joseph's shot 60 percent (6-for-10) while Marist connected on 6-for-11 long-range shots. A three-pointer by **Chris Wilson** at 8:41 gave Saint Joseph's its biggest margin of the game, 71-47, and the Hawks maintained close to a 20-point lead for the rest of the way.

Marist (0-3)

			tot-fg		3-pt				rebounds									
##	Player		fg	fga	fg	fga	ft	fta	of	de	tot	pf	tp	a	to	blk	s	min
20	BOWIE, Jay	f	4	5	2	3	1	2	2	1	3	1	11	3	0	0	1	33
50	KEMP, Adam	f	3	3	0	0	0	1	2	2	4	4	6	0	1	0	0	19
05	HART, Khallid	g	2	8	1	4	2	4	0	4	4	2	7	2	3	0	2	24
11	MORTON, Isaiah	g	1	10	1	8	1	2	0	1	1	2	4	3	1	0	1	30
40	LEWIS, Chavaughn	g	9	20	2	6	6	7	0	5	5	3	26	3	2	1	0	36
01	BROOKS, Kentrall		0	0	0	0	0	0	0	0	0	0	0	0	0	0	0	1
04	COLLETTA, Nick		0	1	0	0	0	0	0	0	0	1	0	0	1	0	1	8
21	WHITFIELD, T		0	0	0	0	0	0	0	0	0	0	0	0	0	0	0	1
24	THOMAS, Manny		1	2	0	0	0	0	0	0	0	0	2	0	0	0	0	4
30	RAMSEY, Patrick		0	0	0	0	0	0	0	0	0	0	0	0	0	0	0	1
32	CURRY, T.J.		0	1	0	1	2	2	0	0	0	2	2	1	1	0	0	9
34	PRINSLOO, Pieter		1	3	0	2	0	0	0	4	4	2	2	0	0	2	0	19
35	LAWRENCE, Phillip		1	2	0	1	0	0	0	0	0	0	2	1	0	0	0	9
44	TRUOG, Eric		0	1	0	0	0	0	1	1	2	1	0	0	0	0	0	6
	TEAM									3	3							
	Totals.....		22	56	6	25	12	18	5	21	26	18	62	13	9	3	5	200

TOTAL FG% 1st Half: 11-30 36.7% 2nd Half: 11-26 42.3% Game: 39.3% DEADBALL
3-Pt. FG% 1st Half: 0-11 0.0% 2nd Half: 6-14 42.9% Game: 24.0% REBOUNDS
F Throw % 1st Half: 3-6 50.0% 2nd Half: 9-12 75.0% Game: 66.7% 1

Saint Joseph's (2-0)

			tot-fg		3-pt				rebounds									
##	Player		fg	fga	fg	fga	ft	fta	of	de	tot	pf	tp	a	to	blk	s	min
13	ROBERTS, Ronald	f	7	12	0	0	2	5	3	7	10	0	16	2	2	0	0	25
43	BEMBRY, DeAndre	f	4	8	1	1	0	0	1	0	1	3	9	2	1	0	2	26
45	KANACEVIC, Halil	f	4	7	0	1	4	4	2	9	11	2	12	8	5	3	1	29
10	GALLOWAY, L	g	6	8	3	5	5	5	1	7	8	3	20	3	0	0	0	24
24	WILSON, Chris	g	2	5	1	2	0	0	0	3	3	0	5	1	0	0	0	27
00	MASCHMEYER, E		1	4	0	0	1	2	0	0	0	1	3	0	1	0	0	12
11	QUARLES, Daryus		2	5	2	3	1	2	1	0	1	2	7	0	1	0	2	20
15	MILES, Isaiah		1	3	0	2	0	0	2	0	2	4	2	1	0	0	0	9
20	CASPER, Brendan		1	4	0	0	0	0	0	0	0	0	2	0	0	0	0	2
22	MOLOCK, Kyle		0	1	0	0	0	0	0	0	0	0	0	1	0	0	0	5
25	KINDLER, Eric		0	0	0	0	0	0	1	1	2	0	0	0	0	0	0	1
32	NDAO, Papa		0	2	0	2	0	1	0	0	0	0	0	0	0	0	0	7
34	BAUMANN, Javon		2	2	0	0	1	2	2	4	6	2	5	0	2	0	0	9
41	KELLY, Colin		0	0	0	0	0	0	1	0	1	0	0	0	0	0	0	4
	TEAM									2	2							
	Totals.....		30	61	7	16	14	21	14	33	47	17	81	18	12	3	5	200

TOTAL FG% 1st Half: 15-31 48.4% 2nd Half: 15-30 50.0% Game: 49.2% DEADBALL
3-Pt. FG% 1st Half: 1-6 16.7% 2nd Half: 6-10 60.0% Game: 43.8% REBOUNDS
F Throw % 1st Half: 9-12 75.0% 2nd Half: 5-9 55.6% Game: 66.7% 4

Officials: Joe Lindsay, Ed Corbett, Jeff Anderson
Technical fouls: Marist-None. Saint Joseph's-None.
Attendance: 3,871

Score by Periods	1st	2nd	Total
Marist	25	37	62
Saint Joseph's	40	41	81

Game 3: November 16, 2013 - Hagan Arena
Creighton 83 - SJU 79

Saint Joseph's fell in the final seconds to Creighton, 83-79, as Doug McDermott converted a three-point play with 4.9 seconds to play in front of a sold-out crowd at Hagan Arena. **Ronald Roberts, Jr.** gave the Hawks a 79-78 lead with a pair of free throws with 27.5 seconds remaining. SJU had two fouls to give and committed both to force Creighton to inbound with 13.3 seconds remaining. McDermott, who scored 20 points in the game, got the ball on the baseline and hit a jumper inside the arc and was fouled on the play. The Hawks had one more chance but the inbounds pass at 4.9 seconds remaining was intercepted and two Creighton free throws provide the final margin. The loss ruined a team high 20-point effort by SJU freshman **DeAndre' Bembry**, who scored 14 in the second half. Bembry shot 8-for-14 from the field and connected on 4-of-8 three-pointers. **Chris Wilson** scored 18 points, making 6-of-11 three-pointers, while **Langston Galloway** scored 14 and Roberts had 13. **Halil Kanacevic** had a double-double with 10 rebounds and 10 assists. SJU led by as much as 13 in the game, and had a 45-40 lead at halftime before Creighton came back in the second half.

Creighton (3-0)

			tot-fg		3-pt				rebounds									
##	Player		fg	fga	fg	fga	ft	fta	of	de	tot	pf	tp	a	to	blk	s	min
03	MCDERMOTT, D	f	7	14	1	2	5	7	1	4	5	2	20	2	3	0	0	34
10	GIBBS, Grant	f	5	6	1	2	0	0	1	5	6	4	11	6	1	0	0	28
31	ARTINO, Will	c	2	4	0	0	0	0	0	2	2	2	4	0	0	0	1	20
01	CHATMAN, Austin	g	3	4	1	2	0	0	0	4	4	2	7	2	0	0	0	28
12	MANIGAT, Jahenns	g	1	2	1	2	0	0	1	1	2	1	3	4	2	0	2	29
05	BROOKS, Devin		6	13	0	2	4	4	1	3	4	0	16	3	2	0	1	21
21	ZIERDEN, Isaiah		0	1	0	0	0	0	0	1	1	0	0	0	0	0	0	2
22	DINGMAN, Avery		0	1	0	1	1	2	0	0	0	0	1	1	0	1	0	12
34	WRAGGE, Ethan		7	11	7	11	0	1	0	1	1	4	21	1	0	1	0	26
	TEAM								4		4							
	Totals.....		31	56	11	22	10	14	8	21	29	15	83	19	8	2	4	200

TOTAL FG% 1st Half: 14-27 51.9% 2nd Half: 17-29 58.6% Game: 55.4% DEADBALL
3-Pt. FG% 1st Half: 6-12 50.0% 2nd Half: 5-10 50.0% Game: 50.0% REBOUNDS
F Throw % 1st Half: 6-9 66.7% 2nd Half: 4-5 80.0% Game: 71.4% 1

Saint Joseph's (2-1)

			tot-fg		3-pt				rebounds									
##	Player		fg	fga	fg	fga	ft	fta	of	de	tot	pf	tp	a	to	blk	s	min
13	ROBERTS, Ronald	f	4	6	0	0	5	5	3	1	4	3	13	1	1	0	0	32
43	BEMBRY, DeAndre	f	8	14	4	8	0	1	1	1	2	2	20	4	2	1	0	37
45	KANACEVIC, Halil	f	1	6	1	5	2	2	1	9	10	5	5	10	1	2	0	28
10	GALLOWAY, L	g	4	11	2	5	4	4	2	1	3	0	14	0	0	0	1	37
24	WILSON, Chris	g	6	11	6	11	0	0	0	3	3	4	18	3	2	0	1	33
11	QUARLES, Daryus		1	2	0	0	0	2	0	1	1	1	2	1	0	0	0	14
15	MILES, Isaiah		1	3	1	2	2	2	1	1	2	2	5	0	2	1	0	13
32	NDAO, Papa		1	1	0	0	0	0	0	1	1	2	2	0	0	0	0	3
34	BAUMANN, Javon		0	1	0	0	0	0	0	0	0	0	0	0	0	0	0	3
	TEAM								1	1	2							
	Totals.....		26	55	14	31	13	16	9	19	28	19	79	19	8	4	2	200

TOTAL FG% 1st Half: 15-28 53.6% 2nd Half: 11-27 40.7% Game: 47.3% DEADBALL
3-Pt. FG% 1st Half: 6-13 46.2% 2nd Half: 8-18 44.4% Game: 45.2% REBOUNDS
F Throw % 1st Half: 9-10 90.0% 2nd Half: 4-6 66.7% Game: 81.3% 3

Officials: Patrick Driscoll, John Gaffney, Tim Clougherty
Technical fouls: Creighton-None. Saint Joseph's-None.
Attendance: 4,200

Score by Periods	1st	2nd	Total
Creighton	40	43	83
Saint Joseph's	45	34	79

GAME RECAPS

Game 4: November 28, 2013 - Old Spice Classic - Orlando, Fla.
LSU 82 - SJU 65

LSU defeated Saint Joseph's, 82-65, in the first round of the 2013 Old Spice Classic, held at ESPN's Wide World of Sports. **Ronald Roberts** led SJU with 21 points and in the first half, became the 51st Hawk to surpass 1,000 points in his career when he scored on a tip-in at 6:23. The senior connected on 9-of-13 from the field while grabbing a team-high seven rebounds. The Hawks suffered from a poor shooting night, from both the three-point arc (18.8 %) and the foul line (46.2%), as they made just 12-of-26 free throws. Saint Joseph's defense didn't have any answer for the Tigers' long-range shooting as LSU converted 8-of-13 three-point field goals in the opening period. After LSU went up, 51-30, in the first minute of the second half, the Hawks made a run and closed to 54-44. LSU stopped Saint Joseph's momentum with a three-pointer at 10:39 to extend its lead to 57-44. From there, Saint Joseph's fell behind by as many as 21 points, 74-53, with just over four minutes to play.

LSU (4-1)

			tot-fg		3-pt				rebounds									
##	Player		fg	fga	fg	fga	ft	fta	of	de	tot	pf	tp	a	to	blk	s	min
02	O'BRYANT III, J	f	5	10	0	0	1	2	3	5	8	3	11	3	4	1	2	32
12	MARTIN, Jarell	f	4	5	2	3	5	5	1	2	3	3	15	1	2	0	2	23
25	MICKEY, Jordan	f	7	11	0	0	0	0	1	9	10	3	14	1	3	0	0	35
01	HICKEY, Anthony	g	3	8	3	6	0	0	0	3	3	2	9	3	1	0	1	30
10	STRINGER, Andre	g	6	11	2	7	4	4	0	0	0	3	18	6	3	0	1	34
05	COLEMAN, Shavon		3	5	2	2	0	0	0	1	1	1	8	0	0	0	1	11
22	MALONE, Darcy		0	1	0	0	0	0	0	1	1	4	0	1	0	0	0	5
24	MORGAN, Malik		2	4	1	2	0	2	1	2	3	0	5	0	3	0	1	13
31	ODO, John		0	0	0	0	0	0	0	2	2	2	0	0	0	1	0	8
55	QUARTERMAN, Tim			0	2	0	2	2	2	1	1	2	0	2	2	0	0	1
9																		
	TEAM								3	2	5							
	Totals.....		30	57	10	22	12	15	10	28	38	21	82	17	16	2	9	200

TOTAL FG% 1st Half: 18-31 58.1% 2nd Half: 12-26 46.2% Game: 52.6% DEADBALL
3-Pt. FG% 1st Half: 8-13 61.5% 2nd Half: 2-9 22.2% Game: 45.5% REBOUNDS
F Throw % 1st Half: 2-4 50.0% 2nd Half: 10-11 90.9% Game: 80.0% 1

Saint Joseph's (2-2)

			tot-fg		3-pt				rebounds									
##	Player		fg	fga	fg	fga	ft	fta	of	de	tot	pf	tp	a	to	blk	s	min
13	ROBERTS, Ronald	f	9	13	0	0	3	5	1	6	7	3	21	1	3	2	0	34
43	BEMBRY, DeAndre	f	2	6	0	1	1	2	0	2	2	3	5	0	4	1	1	32
45	KANACEVIC, Halil	f	4	9	0	1	4	6	1	2	3	4	12	1	2	1	4	31
10	GALLOWAY, L	g	3	9	0	4	2	4	3	2	5	2	8	1	0	0	1	30
24	WILSON, Chris	g	3	7	1	3	0	4	1	3	4	0	7	1	2	0	0	29
00	MASCHMEYER, E		1	4	0	1	0	1	2	0	2	2	2	1	1	0	0	7
11	QUARLES, Daryus		1	3	0	1	0	2	1	0	1	0	2	1	0	0	2	19
15	MILES, Isaiah		1	2	1	2	0	0	0	1	1	1	3	0	0	0	0	10
22	MOLOCK, Kyle		0	0	0	0	0	0	0	0	0	0	0	0	0	0	0	3
32	NDAO, Papa		1	3	1	3	2	2	1	0	1	0	5	0	0	0	0	5
	TEAM									3	3							
	Totals.....		25	56	3	16	12	26	10	19	29	15	65	6	12	4	8	200

TOTAL FG% 1st Half: 12-27 44.4% 2nd Half: 13-29 44.8% Game: 44.6% DEADBALL
3-Pt. FG% 1st Half: 0-7 0.0% 2nd Half: 3-9 33.3% Game: 18.8% REBOUNDS
F Throw % 1st Half: 6-11 54.5% 2nd Half: 6-15 40.0% Game: 46.2% 7

Officials: Mike Kitts, James Breeding, Rick Crawford
Technical fouls: LSU-None. Saint Joseph's-None.
Attendance: 2,351

Score by Periods	1st	2nd	Total
LSU	46	36	82
Saint Joseph's	30	35	65

Game 5: November 29, 2013 - Old Spice Classic - Orlando, Fla.
SJU 78 - Siena 66

Langston Galloway scored a season-high 27 points as Saint Joseph's defeated Siena, 78-66, in the second round of the 2013 Old Spice Classic at ESPN's Wide World of Sports. With his 6-for-10 effort from beyond the arc, Galloway moved into second place on the Hawks' all-time list with 249 three-pointers made. **Ronald Roberts** added 19 points for the Hawks, hitting 9-of-13 from the field, while **Halil Kanacevic** added 11 points and six rebounds. SJU scored the first nine points of the game and forced five Siena turnovers in the first four minutes. The Hawks kept Siena scoreless until a free throw at 15:47 and without a field goal until 13:45. SJU increased its lead to 25-11 on back-to-back baskets by Kanacevic and then doubled Siena's score, 32-16, on a dunk by Galloway at 6:47. The teams suffered through a foul-plagued second half, as 29 total fouls were called and the Saints cut the SJU lead ito 68-56, But Galloway hit his sixth three-pointer of the game to put the Hawks back up by 15 points, 71-65, with over four minutes to play.

Siena (2-6)

			tot-fg		3-pt				rebounds									
##	Player		fg	fga	fg	fga	ft	fta	of	de	tot	pf	tp	a	to	blk	s	min
24	Long, Lavon	f	4	5	1	1	4	5	2	1	3	4	13	1	3	0	0	23
34	Silas, Imoh	c	4	6	0	0	0	1	3	6	9	5	8	1	2	1	0	27
01	Wright, Marquis	g	3	8	1	1	0	0	2	1	3	4	7	6	3	0	6	35
03	Oliver, Ryan	g	0	1	0	1	0	0	0	0	0	0	0	0	2	0	0	8
33	Poole, Rob	g	3	11	3	6	3	4	2	5	7	2	12	2	2	0	1	34
00	Audu, Rich		2	6	0	0	0	1	0	2	2	0	4	0	1	0	1	16
05	Hymes, Evan		0	4	0	1	3	4	0	1	1	1	3	2	2	0	0	13
12	Wilson, Mike		1	1	0	0	0	0	0	0	0	1	2	0	0	0	0	1
23	White, Maurice		4	11	0	0	2	3	3	2	5	2	10	0	1	0	2	12
25	Wolfe, Michael		1	2	1	1	2	2	2	0	2	0	5	0	0	0	0	11
31	Bisping, Brett		1	2	0	1	0	0	3	2	5	5	2	0	1	0	0	20
	TEAM									1	1							
	Totals.....		23	57	6	12	14	20	17	21	38	24	66	12	17	1	10	200

TOTAL FG% 1st Half: 11-28 39.3% 2nd Half: 12-29 41.4% Game: 40.4% DEADBALL
3-Pt. FG% 1st Half: 3-6 50.0% 2nd Half: 3-6 50.0% Game: 50.0% REBOUNDS
F Throw % 1st Half: 1-2 50.0% 2nd Half: 13-18 72.2% Game: 70.0% 2

Saint Joseph's (3-2)

			tot-fg		3-pt				rebounds									
##	Player		fg	fga	fg	fga	ft	fta	of	de	tot	pf	tp	a	to	blk	s	min
13	ROBERTS, Ronald	f	9	13	0	0	1	2	2	2	4	1	19	0	1	1	1	29
43	BEMBRY, DeAndre	f	0	1	0	0	1	4	0	2	2	2	1	1	1	0	3	28
45	KANACEVIC, Halil	f	4	8	0	0	3	5	1	5	6	4	11	2	4	1	0	36
10	GALLOWAY, L	g	8	14	6	10	5	6	1	6	7	4	27	3	1	1	5	35
24	WILSON, Chris	g	2	2	1	1	3	6	0	3	3	1	8	5	3	0	2	25
00	MASCHMEYER, E		0	2	0	1	4	4	1	0	1	0	4	1	0	0	0	14
11	QUARLES, Daryus		2	5	1	3	2	2	0	0	0	1	7	1	1	0	1	15
15	MILES, Isaiah		0	1	0	0	0	0	0	0	0	1	0	0	1	0	0	5
20	CASPER, Brendan		0	0	0	0	0	0	0	0	0	0	0	0	0	0	0	1
22	MOLOCK, Kyle		0	0	0	0	0	0	0	0	0	0	0	0	0	0	0	1
32	NDAO, Papa		0	0	0	0	0	0	1	1	2	1	0	0	1	0	0	5
34	BAUMANN, Javon		0	2	0	0	1	2	2	0	2	0	1	0	0	2	0	5
41	KELLY, Colin		0	0	0	0	0	0	0	0	0	1	0	0	0	0	0	1
	TEAM								1	2	3							
	Totals.....		25	48	8	15	20	31	9	21	30	16	78	13	13	5	12	200

TOTAL FG% 1st Half: 18-30 60.0% 2nd Half: 7-18 38.9% Game: 52.1% DEADBALL
3-Pt. FG% 1st Half: 5-9 55.6% 2nd Half: 3-6 50.0% Game: 53.3% REBOUNDS
F Throw % 1st Half: 5-10 50.0% 2nd Half: 15-21 71.4% Game: 64.5% 4

Officials: Karl Hess, Ray Natili, Donnie Eppley
Technical fouls: Siena-None. Saint Joseph's-None.
Attendance: 2,612

Score by Periods	1st	2nd	Total
Siena	26	40	66
Saint Joseph's	46	32	78

Game 6: December 1, 2013 - Old Spice Classic - Orlando, Fla.
SJU 72 - Washington State 67

Ronald Roberts had 21 points and 10 rebounds to lead Saint Joseph's to a 72-67 win over Washington State in the fifth-place game of the 2013 Old Spice Classic at ESPN's Wide World of Sports. **DeAndre' Bembry** and **Langston Galloway** each added 13 points. Roberts dominated inside, shooting 8-for-12 from the field, with five dunks on the day, en route to his second double-double of the year. Bembry sparked the Hawks in the second half with 11 points, including a pair of three-point plays. Trailing 56-55 with eight minutes to play, Saint Joseph's outscored the Cougars, 15-4, to take a 70-65 lead with just over a minute to play. WSU pulled to within 70-67 and after SJU missed two shots on its next possession, the Hawks forced a Washington State turnover. Galloway and Roberts each converted a free throw in the final 30 seconds and Bembry blocked a shot with six seconds left to preserve the win.

Washington State (3-4)

			tot-fg		3-pt				rebounds									
##	Player		fg	fga	fg	fga	ft	fta	of	de	tot	pf	tp	a	to	blk	s	min
23	Shelton, D.J.	f	1	8	0	4	0	0	0	5	5	1	2	1	2	0	0	26
20	Railey, Jordan	c	2	2	0	0	0	0	1	2	3	4	4	1	0	0	1	17
10	Kernich-Drew, D	g	2	4	1	2	2	2	0	1	1	0	7	1	1	0	1	17
22	Woolridge, Royce	g	2	5	1	2	2	2	0	4	4	1	7	2	1	0	0	31
25	Lacy, DaVonte	g	9	14	5	9	2	3	0	6	6	2	25	4	2	0	1	35
00	Iroegbu, Ike		1	6	1	3	0	0	1	0	1	0	3	0	0	0	0	13
05	Dilorio, Will		0	0	0	0	0	0	0	0	0	2	0	1	1	0	0	6
15	Longrus, Junior		2	3	0	0	1	2	1	3	4	4	5	3	1	1	0	22
24	Hawkinson, Josh		2	2	0	0	0	1	0	0	0	1	4	0	0	0	0	9
32	Johnson, Que		4	10	2	6	0	0	0	0	0	1	10	1	0	0	0	23
33	Boese, Brett		0	0	0	0	0	0	0	0	0	1	0	0	0	0	0	1
	TEAM								1	2	3							
	Totals.....		25	54	10	26	7	10	4	23	27	17	67	14	8	1	3	200

TOTAL FG% 1st Half: 10-23 43.5% 2nd Half: 15-31 48.4% Game: 46.3% DEADBALL
3-Pt. FG% 1st Half: 5-15 33.3% 2nd Half: 5-11 45.5% Game: 38.5% REBOUNDS
F Throw % 1st Half: 3-4 75.0% 2nd Half: 4-6 66.7% Game: 70.0% 0

Saint Joseph's (4-2)

			tot-fg		3-pt				rebounds									
##	Player		fg	fga	fg	fga	ft	fta	of	de	tot	pf	tp	a	to	blk	s	min
13	ROBERTS, Ronald	f	8	12	0	0	5	9	4	6	10	1	21	0	1	2	0	30
43	BEMBRY, DeAndre	f	5	9	1	2	2	2	1	3	4	3	13	2	1	1	0	28
45	KANACEVIC, Halil	f	3	5	0	0	1	1	3	5	8	3	7	3	4	2	0	34
10	GALLOWAY, L	g	4	13	3	7	2	4	0	2	2	3	13	1	0	1	0	37
24	WILSON, Chris	g	1	5	0	2	0	0	1	5	6	1	2	4	1	0	0	32
00	MASCHMEYER, E		0	1	0	1	0	0	0	1	1	0	0	0	0	0	1	4
11	QUARLES, Daryus		3	6	1	3	1	2	0	2	2	1	8	2	0	0	0	19
15	MILES, Isaiah		3	5	2	3	0	0	0	1	1	1	8	0	0	0	1	16
	TEAM									3	3							
	Totals.....		27	56	7	18	11	18	9	28	37	13	72	12	7	6	2	200

TOTAL FG% 1st Half: 14-29 48.3% 2nd Half: 13-27 48.1% Game: 48.2% DEADBALL
3-Pt. FG% 1st Half: 4-10 40.0% 2nd Half: 3-8 37.5% Game: 38.9% REBOUNDS
F Throw % 1st Half: 2-3 66.7% 2nd Half: 9-15 60.0% Game: 61.1% 4

Officials: Karl Hess, Ray Natili, Zelton Steed
Technical fouls: Washington State-None. Saint Joseph's-None.
Attendance: 2,016

Score by Periods	1st	2nd	Total
Washington State	28	39	67
Saint Joseph's	34	38	72

GAME RECAPS

Game 7: December 4, 2013 - Liacouras Center - Philadephia, Pa.
Temple 77 - SJU 69

Langston Galloway led four Hawks in double digits with a game-high 24 points, but Saint Joseph's fell to Temple, 77-69, in SJU's Big 5 opener at the Liacouras Center. **Ronald Roberts, Jr.** (13), **DeAndre' Bembry** (12), and **Halil Kanacevic** (11) also reached double figures for the Crimson and Gray. As is typical of Big 5 battles, the game featured 14 ties and 17 lead changes. The final tie of the game came with 4:27 to play, when Galloway connected on his sixth three-pointer of the game to knot the score, 65-65. But the Hawks would go on to miss three straight three-point attempts and a layup by Anthony Lee at 2:09 gave the Owls the lead for good, 67-65. Next time down the court, Kanacevic missed on a three and Quenton Decosey made one of two free throws to increase the TU lead to 68-65. Roberts scored the Hawks' last basket of the game at :40, and then Temple took numerous trips to the foul line, making 7-of-8 to ice the victory.

Saint Joseph's (4-3, 0-1 Big 5)

			tot-fg		3-pt				rebounds									
##	Player		fg	fga	fg	fga	ft	fta	of	de	tot	pf	tp	a	to	blk	s	min
13	ROBERTS, Ronald	f	5	13	0	0	3	3	5	3	8	4	13	0	5	2	1	37
43	BEMBRY, DeAndre	f	5	9	0	3	2	2	2	7	9	1	12	1	4	0	1	35
45	KANACEVIC, Halil	f	3	9	0	1	5	8	3	6	9	4	11	2	3	0	0	28
10	GALLOWAY, L	g	8	16	6	12	2	2	1	3	4	4	24	0	0	0	0	35
24	WILSON, Chris	g	3	10	0	6	1	1	1	2	3	3	7	5	1	0	0	32
00	MASCHMEYER, E		0	0	0	0	0	0	0	0	0	0	0	0	0	0	0	2
11	QUARLES, Daryus		1	5	0	3	0	0	1	2	3	1	2	1	1	0	0	16
15	MILES, Isaiah		0	3	0	1	0	0	1	1	2	2	0	1	0	0	0	12
32	NDAO, Papa		0	0	0	0	0	0	1	0	1	1	0	0	1	0	0	3
	TEAM								2	4	6							
	Totals.....		25	65	6	26	13	16	17	28	45	20	69	10	15	2	2	200

TOTAL FG% 1st Half: 12-33 36.4% 2nd Half: 13-32 40.6% Game: 38.5% DEADBALL
3-Pt. FG% 1st Half: 2-10 20.0% 2nd Half: 4-16 25.0% Game: 23.1% REBOUNDS
F Throw % 1st Half: 8-10 80.0% 2nd Half: 5-6 83.3% Game: 81.3% 0

Temple (4-3, 2-0 Big 5)

			tot-fg		3-pt				rebounds									
##	Player		fg	fga	fg	fga	ft	fta	of	de	tot	pf	tp	a	to	blk	s	min
03	LEE, Anthony	f	4	10	0	0	7	8	2	9	11	3	15	0	1	1	1	28
15	MCDONNELL, J	f	0	2	0	1	0	0	1	0	1	3	0	0	0	0	0	5
02	CUMMINGS, Will	g	5	9	1	3	5	6	0	1	1	2	16	7	2	0	1	34
32	PEPPER, Dalton	g	6	10	2	5	2	2	0	4	4	0	16	0	2	0	1	28
42	DINGLE, Daniel	g	2	5	1	4	0	3	1	2	3	5	5	1	2	1	2	31
01	BROWN, Josh		1	3	0	0	2	2	0	1	1	2	4	1	0	1	0	12
10	WILLIAMS, Mark		3	10	0	1	1	2	3	4	7	3	7	1	1	0	1	21
23	WATSON, D		2	2	0	0	0	0	1	2	3	3	4	0	0	1	0	10
25	DECOSEY, Quenton		4	10	1	3	1	2	1	3	4	0	10	4	1	0	3	31
	TEAM								2		2							
	Totals.....		27	61	5	17	18	25	11	26	37	21	77	14	9	4	9	200

TOTAL FG% 1st Half: 14-36 38.9% 2nd Half: 13-25 52.0% Game: 44.3% DEADBALL
3-Pt. FG% 1st Half: 4-13 30.8% 2nd Half: 1-4 25.0% Game: 29.4% REBOUNDS
F Throw % 1st Half: 7-10 70.0% 2nd Half: 11-15 73.3% Game: 72.0% 2

Officials: Jim Burr, Tim Clougherty, Bill Covington, Jr.
Technical fouls: Saint Joseph's-None. Temple-None.
Attendance: 8,039

Score by Periods	1st	2nd	Total
Saint Joseph's	34	35	69
Temple	39	38	77

Game 8: December 7, 2013 - Hagan Arena
#14/19 Villanova 98- SJU 68

Saint Joseph's fell to 14th-ranked and undefeated Villanova, 98-68, in Big 5 action in front of a standing-room only crowd at Hagan Arena. Langston Galloway scored 18 points to lead four Hawks in double digits while DeAndre' Bembry scored 17, Ronald Roberts, Jr. had 12 points and Halil Kanacevic tallied 10 for the Hawks. Saint Joseph's held the lead in the early going as a drive by Bembry gave the Hawks their biggest lead of the game, 30-23, with 5:20 in the first half. But the Wildcats went on a 7-0 run to tie it, 30-30. After Galloway put the Hawks up 33-32, Villanova scored another seven in a row to take a 39-33 lead. A jumper by Galloway at the buzzer cut SJU's halftime deficit to 39-35.Villanova took control of the game late in the first half and outscored the Hawks, 17-5, in the first six minutes of the second half to take a 59-40 lead. Saint Joseph's would come as close as 61-48 with 11:33 to play, but the Wildcats went up by 75-54 with 8:59 to play. The winning margin was their largest lead of the game.

Villanova (9-0; 2-0 Big 5)

			tot-fg		3-pt				rebounds									
##	Player		fg	fga	fg	fga	ft	fta	of	de	tot	pf	tp	a	to	blk	s	min
22	PINKSTON, J	f	10	15	1	2	6	8	6	2	8	2	27	1	2	1	1	30
23	OCHEFU, Daniel	f	2	2	0	0	2	3	0	3	3	5	6	1	0	1	0	21
04	HILLIARD, Darrun	g	5	8	2	4	2	2	0	1	1	1	14	2	1	2	1	30
15	ARCIDIACONO, R	g	4	12	3	8	0	0	0	3	3	3	11	4	1	0	0	27
32	BELL, James	g	7	15	5	10	6	7	5	9	14	3	25	3	1	1	2	28
02	JENKINS, Kris		1	4	1	4	0	0	1	3	4	5	3	1	0	0	0	10
03	HART, Josh		2	5	0	0	2	4	4	3	7	2	6	2	0	1	0	22
05	CHENNAULT, Tony		0	4	0	0	0	0	0	2	2	0	0	3	0	0	0	12
12	MCMAHON, Nick		0	0	0	0	0	0	0	0	0	0	0	0	0	0	0	1
14	REYNOLDS, Darryl		0	0	0	0	0	0	0	0	0	0	0	0	0	0	0	2
31	ENNIS, Dylan		1	6	0	2	4	4	0	1	1	0	6	2	0	0	0	17
	TEAM								1	1	2							
	Totals.....		32	71	12	30	22	28	17	28	45	21	98	19	5	6	4	200

TOTAL FG% 1st Half: 16-38 42.1% 2nd Half: 16-33 48.5% Game: 45.1% DEADBALL
3-Pt. FG% 1st Half: 3-14 21.4% 2nd Half: 9-16 56.3% Game: 40.0% REBOUNDS
F Throw % 1st Half: 4-6 66.7% 2nd Half: 18-22 81.8% Game: 78.6% 3

Saint Joseph's (4-4; 0-2 Big 5)

			tot-fg		3-pt				rebounds									
##	Player		fg	fga	fg	fga	ft	fta	of	de	tot	pf	tp	a	to	blk	s	min
13	ROBERTS, Ronald	f	4	5	0	0	4	6	2	6	8	3	12	0	1	0	0	30
43	BEMBRY, DeAndre	f	5	9	2	3	5	7	1	2	3	5	17	2	3	2	0	28
45	KANACEVIC, Halil	f	3	9	0	1	4	5	2	2	4	5	10	2	2	0	1	26
10	GALLOWAY, L	g	6	16	2	8	4	4	0	7	7	3	18	1	1	2	0	37
24	WILSON, Chris	g	1	6	0	2	1	2	1	3	4	1	3	3	1	1	0	19
00	MASCHMEYER, E		1	2	0	0	2	2	0	0	0	1	4	1	0	0	0	9
11	QUARLES, Daryus		2	8	0	2	0	1	0	0	0	2	4	0	1	1	1	25
15	MILES, Isaiah		0	4	0	4	0	0	0	2	2	2	0	0	1	1	0	16
22	MOLOCK, Kyle		0	0	0	0	0	0	0	0	0	0	0	0	0	0	0	2
32	NDAO, Papa		0	0	0	0	0	0	0	0	0	2	0	0	1	1	0	3
34	BAUMANN, Javon		0	1	0	0	0	0	1	2	3	0	0	0	0	0	0	5
	TEAM								5	2	7							
	Totals.....		22	60	4	20	20	27	12	26	38	24	68	9	11	8	2	200

TOTAL FG% 1st Half: 13-30 43.3% 2nd Half: 9-30 30.0% Game: 36.7% DEADBALL
3-Pt. FG% 1st Half: 4-11 36.4% 2nd Half: 0-9 0.0% Game: 20.0% REBOUNDS
F Throw % 1st Half: 5-7 71.4% 2nd Half: 15-20 75.0% Game: 74.1% 4

Officials: Michael Stephens, Brian O'Connell, Karl Hess
Technical fouls: Villanova-OCHEFU, Daniel. Saint Joseph's-None.
Attendance: 4,200

Score by Periods	1st	2nd	Total
Villanova	39	59	98
Saint Joseph's	35	33	68

Game 9: December 18, 2013 - Hagan Arena
SJU 75 - Drexel 55

Halil Kanacevic scored a career-high 27 points and had 14 rebounds, while shooting 12-for-13 from the field, to lead Saint Joseph's to a 75-55 win over Drexel. **DeAndre' Bembry** scored 18 points and **Langston Galloway** and **Chris Wilson** each added 11 points. Kanacevic scored nine points in the first six minutes of the second half as the Hawks went on a 19-5 run to take its biggest lead at that point, 42-32. Drexel pulled to within 54-47 with 7:36 remaining but Saint Joseph's went on a 16-2 run to put the game to take a commanding 70-49 lead with 4:35 remaining. After scoring his first basket of the game at the 12:45 mark of the second half, Galloway netted six points in that spurt by the Hawks. The teams struggled through a sloppy first half in which neither team made a three-point field goal (combined 0-for-12) and Saint Joseph's committed 10 turnovers and went just 1-for-7 from the foul line. Drexel led for all but a minute of the first half and took its biggest lead, 21-12, with 5:13 remaining. Kanacevic and Bembry led the Hawks back by combining for Saint Joseph's final 11 points of the half. Bembry scored the last five straight to pull Saint Joseph's within 25-23 before a layup gave the Dragons a 27-23 lead at halftime.

Drexel (7-3)

			tot-fg		3-pt				rebounds									
##	Player		fg	fga	fg	fga	ft	fta	of	de	tot	pf	tp	a	to	blk	s	min
32	ABIF, Kazembe	f	2	2	0	0	0	0	1	1	2	5	4	0	0	0	0	11
35	RUFFIN, Dartaye	f	2	3	0	0	1	2	2	3	5	5	5	0	0	0	0	34
03	FOUCH, Chris	g	2	9	0	2	2	2	0	3	3	2	6	4	2	0	2	29
04	MASSENAT, Frantz	g	4	15	0	3	1	4	1	2	3	3	9	4	1	0	1	32
11	ALLEN, Tavon	g	7	13	0	1	6	10	0	2	2	1	20	1	3	1	0	34
01	WILSON, Freddie		2	7	0	4	1	2	0	0	0	0	5	0	1	0	0	14
05	MANOJLOVIC, S		0	0	0	0	0	0	1	0	1	0	0	0	1	0	0	2
13	PANTOVIC, Goran		0	1	0	0	0	1	2	1	3	2	0	0	0	0	0	7
15	BAH, Mohamed		0	0	0	0	0	1	0	3	3	1	0	0	0	0	0	12
21	LANE, Khris		0	0	0	0	0	0	0	0	0	0	0	0	0	0	0	2
24	WILLIAMS, Rodney		2	4	0	0	2	3	3	7	10	4	6	0	1	1	0	15
25	CANADY, Major		0	1	0	1	0	0	0	0	0	1	0	0	0	0	0	8
	TEAM								2	1	3							
	Totals.....		21	55	0	11	13	25	12	23	35	24	55	9	9	2	3	200

TOTAL FG% 1st Half: 12-28 42.9% 2nd Half: 9-27 33.3% Game: 38.2% DEADBALL
3-Pt. FG% 1st Half: 0-5 0.0% 2nd Half: 0-6 0.0% Game: 0.0% REBOUNDS
F Throw % 1st Half: 3-7 42.9% 2nd Half: 10-18 55.6% Game: 52.0% 4

Saint Joseph's (5-4)

			tot-fg		3-pt				rebounds									
##	Player		fg	fga	fg	fga	ft	fta	of	de	tot	pf	tp	a	to	blk	s	min
13	ROBERTS, Ronald	f	4	8	0	0	0	4	3	4	7	5	8	2	3	1	0	25
43	BEMBRY, DeAndre	f	7	11	2	3	2	5	1	1	2	4	18	3	2	0	0	30
45	KANACEVIC, Halil	f	12	13	1	1	2	4	2	12	14	4	27	4	1	2	0	31
10	GALLOWAY, L	g	4	12	1	5	2	2	1	2	3	1	11	2	1	1	2	38
24	WILSON, Chris	g	3	6	1	3	4	7	0	5	5	1	11	0	1	0	0	33
00	MASCHMEYER, E		0	0	0	0	0	0	0	0	0	0	0	0	0	0	0	2
11	QUARLES, Daryus		0	3	0	2	0	0	0	0	0	2	0	0	0	0	0	15
15	MILES, Isaiah		0	2	0	2	0	0	2	0	2	1	0	1	1	1	0	10
22	MOLOCK, Kyle		0	0	0	0	0	0	0	0	0	0	0	0	0	0	0	2
32	NDAO, Papa		0	0	0	0	0	0	1	3	4	2	0	1	2	0	1	12
34	BAUMANN, Javon		0	1	0	0	0	0	1	0	1	0	0	0	1	0	0	2
	TEAM								1	3	4							
	Totals.....		30	56	5	16	10	22	12	30	42	20	75	13	12	5	3	200

TOTAL FG% 1st Half: 11-23 47.8% 2nd Half: 19-33 57.6% Game: 53.6% DEADBALL
3-Pt. FG% 1st Half: 0-7 0.0% 2nd Half: 5-9 55.6% Game: 31.3% REBOUNDS
F Throw % 1st Half: 1-7 14.3% 2nd Half: 9-15 60.0% Game: 45.5% 3

Officials: Dwayne Gladden, Jeffrey Anderson, Donnie Eppley
Technical fouls: Drexel-PANTOVIC, Goran. Saint Joseph's-BEMBRY, DeAndre.
Attendance: 3,651

Score by Periods	1st	2nd	Total
Drexel	27	28	55
Saint Joseph's	23	52	75

GAME RECAPS

Game 10: December 21, 2013 - Reitz Arena - Baltimore, Md.
SJU 88 - Loyola 77

It was a tale of two halves, but Saint Joseph's held on for an 88-77 win over Loyola Maryland. Four Hawks scored in double figures during a 60-point first half as **Ronald Roberts** led Saint Joseph's with 20 points. SJU was led early by **Langston Galloway**, who hit on his first four three-point attempts and first five field goal attempts. After a 10-3 Hawk spurt, Loyola scored five straight to close within 13-12, which would be as close as the Greyhounds would get for the rest of the game. With SJU holding a 24-19 lead, a three-pointer from **Isaiah Miles** kicked off a 36-5 run to close out the half. Miles' three began a 17-0 spurt for the Hawks and was highlighted by a 9-of-10 shooting stretch for Saint Joseph's. SJU held a 60-24 lead at intermission. During the first half, the Hawks shot a blistering 64.5% (20-31) from the field, including 8-of-12 from three-point range, and hit on all 12 free throw attempts. In the middle of the second half, things turned around as Loyola outscored SJU 53-28 and held the Hawks to just four field goals. With SJU leading 72-42 with 9:30 left, Loyola raced to a 20-5 run, closing to 77-62 with 3:19 to play. Loyola then used an 8-1 spurt over a 40-second span to close to within 79-70 with 1:35 to go. Over the final 1:30, the Hawks hit 9-of-11 free throws to ice the game. Miles finished with a career-high 17 points in his hometown, **Chris Wilson** had 17 and Galloway scored 14 points.

Saint Joseph's (6-4)

			tot-fg		3-pt				rebounds									
##	Player		fg	fga	fg	fga	ft	fta	of	de	tot	pf	tp	a	to	blk	s	min
13	ROBERTS, Ronald	f	6	10	0	0	8	13	2	2	4	2	20	4	0	1	0	30
43	BEMBRY, DeAndre	f	1	7	0	3	3	5	2	7	9	3	5	4	4	0	1	29
45	KANACEVIC, Halil	f	3	7	0	0	1	2	3	5	8	3	7	6	3	1	1	33
10	GALLOWAY, L	g	5	13	4	9	0	0	0	4	4	2	14	0	1	0	0	33
24	WILSON, Chris	g	4	5	3	4	6	6	1	2	3	0	17	3	3	0	0	29
00	MASCHMEYER, E		1	3	0	2	0	0	0	0	0	2	2	2	1	0	0	15
11	QUARLES, Daryus		0	2	0	2	0	0	0	0	0	1	0	0	0	0	0	10
15	MILES, Isaiah		4	5	1	1	8	8	1	2	3	4	17	0	0	1	1	12
22	MOLOCK, Kyle		0	0	0	0	2	2	0	0	0	1	2	0	2	0	0	4
32	NDAO, Papa		0	0	0	0	4	4	0	1	1	0	4	0	0	0	0	5
	TEAM								1	4	5							
	Totals.....		24	52	8	21	32	40	10	27	37	18	88	19	14	3	3	200

TOTAL FG% 1st Half: 20-31 64.5%	2nd Half: 4-21 19.0%	Game: 46.2%	DEADBALL
3-Pt. FG% 1st Half: 8-12 66.7%	2nd Half: 0-9 0.0%	Game: 38.1%	REBOUNDS
F Throw % 1st Half: 12-12 100%	2nd Half: 20-28 71.4%	Game: 80.0%	5

Loyola Maryland (5-5)

			tot-fg		3-pt				rebounds									
##	Player		fg	fga	fg	fga	ft	fta	of	de	tot	pf	tp	a	to	blk	s	min
13	Rassman, Franz	f	2	5	1	3	2	2	1	1	2	3	7	2	2	0	1	18
15	Latham, Jordan	f	2	5	0	0	3	6	1	2	3	3	7	0	2	1	0	21
03	Cormier, Dylon	g	10	15	1	4	6	8	5	6	11	3	27	5	0	0	1	35
05	Laster, Eric	g	4	7	2	5	0	0	1	0	1	4	10	2	1	0	0	27
12	Williams, R.J.	g	3	8	0	3	3	4	0	4	4	2	9	4	0	0	2	31
01	Gorski, Nick		1	6	0	1	0	0	1	2	3	2	2	0	1	1	0	16
02	Rashford, Damion		0	0	0	0	0	0	0	0	0	2	0	0	0	0	0	4
10	Brito, Denzel		0	2	0	2	0	0	0	1	1	0	0	1	0	0	0	12
21	Jones, Jarred		5	8	2	4	3	6	0	3	3	4	15	0	5	0	2	27
23	Hubbard, Tyler		0	2	0	2	0	0	0	0	0	3	0	0	0	0	0	9
	TEAM									2	2				1			
	Totals.....		27	58	6	24	17	26	9	21	30	26	77	14	12	2	6	200

TOTAL FG% 1st Half: 7-22 31.8%	2nd Half: 20-36 55.6%	Game: 46.6%	DEADBALL
3-Pt. FG% 1st Half: 2-12 16.7%	2nd Half: 4-12 33.3%	Game: 25.0%	REBOUNDS
F Throw % 1st Half: 8-10 80.0%	2nd Half: 9-16 56.3%	Game: 65.4%	4

Officials: Lionel Butler, Kevin O'Connell, Dan Anderson
Technical fouls: Saint Joseph's-None. Loyola Maryland-None.
Attendance: 1,032

Score by Periods	1st	2nd	Total
Saint Joseph's	60	28	88
Loyola Maryland	24	53	77

Game 11: December 29, 2013 - Hagan Arena
SJU 73 - Boston University 67

Saint Joseph's fought back from an 11-point second-half deficit to defeat Boston University, 73-67. **Chris Wilson** tied his career high with 19 points to lead four Hawks in double figures while **Ronald Roberts, Jr.** had 19 as well, **Langston Galloway** scored 16 and freshman **DeAndre' Bembry** added 11. Saint Joseph's trailed the Terriers, 35-28, at the break and BU opened the second half with two three-pointers to push the lead to 41-30 with 18:52 to go. But Galloway keyed a 13-2 run over the next five minutes, with seven points, including a jumper at 13:50 that tied the game at 43. After a 47-47 tie, BU went on a 7-0 spurt to take a 54-47 lead with 8:46 to go. From that point, the Hawk defense took over, holding the Terriers without a field goal over a span of 9:30. The defense keyed the offense, as Bembry scored nine of the Hawks' next 14 points during an 18-2 run that gave SJU a 67-58 lead at 1:02.

Boston University (7-6)

			tot-fg		3-pt				rebounds									
##	Player		fg	fga	fg	fga	ft	fta	of	de	tot	pf	tp	a	to	blk	s	min
15	MORRIS, Dom	f	4	7	0	0	3	4	1	6	7	1	11	0	2	0	0	30
22	DIEUDONNE, N	f	2	4	0	2	0	0	0	3	3	3	4	1	0	0	0	25
01	WATSON JR., M	g	9	14	0	2	3	3	0	2	2	0	21	7	4	0	1	31
02	PAPALE, John	g	3	10	3	7	0	0	1	1	2	1	9	1	0	0	1	29
13	IRVING, D.J.	g	2	7	1	4	0	0	1	3	4	4	5	4	1	0	0	32
21	HANKERSON, C		1	5	0	2	4	4	3	2	5	3	6	1	0	0	0	14
24	ROBINSON, Travis		1	6	1	5	0	0	1	1	2	2	3	0	0	0	1	16
31	THOMAS, Malik		1	5	0	0	0	0	0	1	1	4	2	0	1	0	1	14
32	ALSTON, Justin		3	4	0	0	0	0	2	1	3	2	6	0	1	1	1	9
	TEAM								3	1	4							
	Totals.....		26	62	5	22	10	11	12	21	33	20	67	14	9	1	5	200

TOTAL FG% 1st Half: 15-33 45.5%	2nd Half: 11-29 37.9%	Game: 41.9%	DEADBALL
3-Pt. FG% 1st Half: 3-11 27.3%	2nd Half: 2-11 18.2%	Game: 22.7%	REBOUNDS
F Throw % 1st Half: 2-2 100%	2nd Half: 8-9 88.9%	Game: 90.9%	1

Saint Joseph's (7-4)

			tot-fg		3-pt				rebounds									
##	Player		fg	fga	fg	fga	ft	fta	of	de	tot	pf	tp	a	to	blk	s	min
13	ROBERTS, Ronald	f	7	14	0	0	5	7	2	6	8	1	19	2	2	1	0	38
43	BEMBRY, DeAndre	f	3	8	1	4	4	4	1	2	3	4	11	0	2	1	2	26
45	KANACEVIC, Halil	f	3	4	0	0	0	0	3	5	8	4	6	7	3	2	0	34
10	GALLOWAY, L	g	4	9	1	3	7	8	1	2	3	2	16	4	0	1	2	39
24	WILSON, Chris	g	7	14	3	6	2	4	0	1	1	0	19	1	3	0	0	37
00	MASCHMEYER, E		0	0	0	0	0	0	0	0	0	0	0	0	0	0	0	4
11	QUARLES, Daryus		0	2	0	2	0	0	2	1	3	0	0	0	1	0	0	14
15	MILES, Isaiah		0	2	0	0	0	0	0	1	1	0	0	0	1	0	0	5
32	NDAO, Papa		0	0	0	0	2	2	0	1	1	0	2	0	0	0	0	3
	TEAM								2	3	5							
	Totals.....		24	53	5	15	20	25	11	22	33	11	73	14	12	5	4	200

TOTAL FG% 1st Half: 11-26 42.3%	2nd Half: 13-27 48.1%	Game: 45.3%	DEADBALL
3-Pt. FG% 1st Half: 3-7 42.9%	2nd Half: 2-8 25.0%	Game: 33.3%	REBOUNDS
F Throw % 1st Half: 3-4 75.0%	2nd Half: 17-21 81.0%	Game: 80.0%	4

Officials: Michael Stephens, DJ Carstensen, Gary Pucino
Technical fouls: Boston University-None. Saint Joseph's-None.
Attendance: 4,051

Score by Periods	1st	2nd	Total
Boston University	35	32	67
Saint Joseph's	28	45	73

Game 12: December 31, 2013 - Hagan Arena
SJU 71 - Binghamton 44

Saint Joseph's closed out 2013 by defeating Binghamton, 71-44, in a New Year's Eve matinee. **Langston Galloway** had a game-high 20 points, connecting on 6-of-9 from three point range for the Hawks. **Chris Wilson** scored 13 points, making 3-of-6 three-pointers for his fourth straight game in double figures. **Isaiah Miles** added 11 points off the bench for SJU, **DeAndre' Bembry** handed out a career-high eight assists, and **Halil Kanacevic** had seven as the Hawks totalled 21 assists on 26 baskets. SJU tied its season high with 14 three-pointers made, while hitting 53.6 percent from beyond the arc. Galloway and Wilson combined for 3-of-3 three-point attempts as SJU jumped out to an 11-3 lead in the first 2:30. Leading 14-6, Saint Joseph's held Binghamton without a point for over seven minutes, and scored 14 consecutive points to take a 28-6 lead. Binghamton would break its scoreless streak at 8:09 with its third three-pointer and did not connect on a two-point field goal until 4:41 remained in the half. SJU owned a 39-15 lead at halftime It was more of the same in the second half, as the Hawks rolled to their biggest lead of the game, 63-26, on a three-pointer by Miles with 8:21 to play.

Binghamton (3-10)

			tot-fg		3-pt				rebounds									
##	Player		fg	fga	fg	fga	ft	fta	of	de	tot	pf	tp	a	to	blk	s	min
05	RICHARDS, M	f	1	3	0	0	0	0	0	4	4	3	2	2	2	0	0	21
21	MADRAY, Nick	f	3	8	2	6	0	0	0	0	0	1	8	0	0	0	3	25
00	WALLER, Karon	g	4	8	1	3	4	4	0	2	2	0	13	1	1	0	1	25
01	BECK, Marlon	g	1	11	1	7	0	2	2	1	3	3	3	3	1	0	1	35
03	REED, Jordan	g	4	11	0	1	4	7	0	4	4	3	12	1	2	0	1	35
11	MOQUETE, Rayner		1	6	1	5	0	0	0	4	4	2	3	1	0	0	1	24
12	RINALDI, John		0	1	0	1	0	0	0	0	0	1	0	0	0	0	0	7
20	SMITH, Matt		0	0	0	0	0	0	0	0	0	1	0	0	0	0	0	5
23	RICE, Chris		0	1	0	0	0	0	0	0	0	0	0	0	0	0	0	3
25	BROWN, Roland		1	3	0	0	1	1	0	1	1	3	3	0	1	0	0	16
32	WILLIAMS, Jabrille		0	0	0	0	0	0	0	1	1	0	0	0	0	0	0	4
	TEAM								2		2							
	Totals.....		15	52	5	23	9	14	4	17	21	17	44	8	7	0	7	200

TOTAL FG% 1st Half: 5-27 18.5%	2nd Half: 10-25 40.0%	Game: 28.8%	DEADBALL
3-Pt. FG% 1st Half: 4-15 26.7%	2nd Half: 1-8 12.5%	Game: 21.7%	REBOUNDS
F Throw % 1st Half: 1-2 50.0%	2nd Half: 8-12 66.7%	Game: 64.3%	2

Saint Joseph's (8-4)

			tot-fg		3-pt				rebounds									
##	Player		fg	fga	fg	fga	ft	fta	of	de	tot	pf	tp	a	to	blk	s	min
13	ROBERTS, Ronald	f	3	6	0	0	2	2	2	6	8	0	8	2	1	0	0	21
43	BEMBRY, DeAndre	f	1	5	0	2	0	2	1	5	6	0	2	8	1	1	0	25
45	KANACEVIC, Halil	f	0	2	0	0	0	2	2	6	8	2	0	7	1	1	1	20
10	GALLOWAY, L	g	7	13	6	9	0	0	0	7	7	2	20	0	0	0	1	25
24	WILSON, Chris	g	5	9	3	6	0	0	0	2	2	0	13	3	0	0	0	27
00	MASCHMEYER, E		2	3	2	3	1	2	0	2	2	1	7	0	4	0	0	13
11	QUARLES, Daryus		0	2	0	1	0	0	0	0	0	1	0	0	1	0	1	7
15	MILES, Isaiah		4	6	2	3	1	2	4	2	6	1	11	0	3	0	1	20
20	CASPER, Brendan		0	1	0	0	0	0	0	0	0	0	0	0	0	0	0	3
22	MOLOCK, Kyle		0	0	0	0	0	1	0	0	0	1	0	0	1	0	0	5
25	KINDLER, Eric		0	1	0	1	0	0	0	2	2	0	0	1	0	0	0	3
32	NDAO, Papa		1	1	1	1	0	0	0	2	2	1	3	0	0	0	1	17
34	BAUMANN, Javon		3	3	0	0	0	1	2	2	4	3	6	0	0	0	0	11
41	KELLY, Colin		0	0	0	0	1	2	0	0	0	0	1	0	0	0	0	3
	TEAM									1	1				1			
	Totals.....		26	52	14	26	5	14	11	37	48	12	71	21	13	2	5	200

TOTAL FG% 1st Half: 14-27 51.9%	2nd Half: 12-25 48.0%	Game: 50.0%	DEADBALL
3-Pt. FG% 1st Half: 9-17 52.9%	2nd Half: 5-9 55.6%	Game: 53.8%	REBOUNDS
F Throw % 1st Half: 2-8 25.0%	2nd Half: 3-6 50.0%	Game: 35.7%	6

Officials: Joe Lindsay, Bill McCarthy, Wally Rutecki
Technical fouls: Binghamton-None. Saint Joseph's-None.
Attendance: 4,076

Score by Periods	1st	2nd	Total
Binghamton	15	29	44
Saint Joseph's	39	32	71

Game 13: January 4, 2014 - Hagan Arena
SJU 53 - Denver 52

Langston Galloway scored 14 points and **DeAndre' Bembry** added 13 as Saint Joseph's edged Denver, 53-52, for the Hawks' fifth win in a row. SJU led 51-49 with 2:06 to play and after two turnovers by Denver and one by SJU, Denver regained possession with 10 seconds to play. Marcus Byrd's three-pointer was off the mark and **Halil Kanacevic** blocked the follow-up. Bembry then grabbed the rebound and fed to **Chris Wilson**, who was fouled and made both free throws with six-tenths of a second to play to put the Hawks up, 53-49. Denver hit a three-pointer at the buzzer to provide the final margin. The teams traded leads in the early part of the second half, but Saint Joseph's went on a 9-0 run to take its biggest lead of the game, 45-37, at 8:07. The Hawks struggled offensively in the first half, shooting just 27.6 percent and had to come back from an 11-point deficit. SJU went without a point for close to five minutes as Denver jumped out to a 12-3 lead. Trailing 21-10 with 8:28 to play, Galloway started the Hawks' comeback, scoring seven consecutive points as SJU went on an 8-2 run. SJU closed to 23-21 on a layup by Kanacevic but Denver took a 25-23 lead into intermission. **Ronald Roberts, Jr.**, grabbed 15 rebounds for the Hawks while Kanacevic had six rebounds and four blocks on the day.

Denver (7-8)

			tot-fg		3-pt				rebounds									
##	Player		fg	fga	fg	fga	ft	fta	of	de	tot	pf	tp	a	to	blk	s	min
24	SAMAC, Dom	f	0	1	0	1	0	0	0	0	0	4	0	0	1	0	0	6
34	UDOFIA, Chris	f	2	6	0	0	5	7	2	5	7	4	9	4	3	1	0	34
03	LOVE, Jalen	g	8	12	4	7	0	1	1	3	4	3	20	2	3	0	4	38
23	OLSON, Brett	g	2	8	2	6	0	0	0	5	5	0	6	3	3	0	0	39
30	GRIFFIN, Cam	g	3	6	0	0	2	2	0	4	4	5	8	3	2	0	1	37
21	RUCKER, Bryant		2	2	1	1	0	0	1	1	2	2	5	1	0	0	0	11
35	BYRD, Marcus		2	8	0	5	0	0	0	3	3	2	4	0	1	0	1	35
	TEAM									1	1				1			
	Totals.....		19	43	7	20	7	10	4	22	26	20	52	13	14	1	6	200

TOTAL FG% 1st Half: 11-24 45.8%	2nd Half: 8-19 42.1%	Game: 44.2%	DEADBALL
3-Pt. FG% 1st Half: 3-9 33.3%	2nd Half: 4-11 36.4%	Game: 35.0%	REBOUNDS
F Throw % 1st Half: 0-2 0.0%	2nd Half: 7-8 87.5%	Game: 70.0%	0

Saint Joseph's (9-4)

			tot-fg		3-pt				rebounds									
##	Player		fg	fga	fg	fga	ft	fta	of	de	tot	pf	tp	a	to	blk	s	min
13	ROBERTS, Ronald	f	4	11	0	0	1	2	8	7	15	3	9	2	2	1	4	37
43	BEMBRY, DeAndre	f	4	14	1	4	4	7	1	5	6	1	13	4	2	0	1	38
45	KANACEVIC, Halil	f	3	4	0	0	2	7	4	2	6	4	8	0	4	4	0	30
10	GALLOWAY, L	g	5	13	2	4	2	2	1	6	7	2	14	0	3	0	1	40
24	WILSON, Chris	g	2	5	1	1	4	5	0	3	3	0	9	2	2	0	3	38
15	MILES, Isaiah		0	1	0	1	0	0	0	0	0	1	0	0	0	0	0	5
32	NDAO, Papa		0	0	0	0	0	0	0	0	0	0	0	1	0	0	0	12
	TEAM								1		1							
	Totals.....		18	48	4	10	13	23	15	23	38	11	53	9	13	5	9	200

TOTAL FG% 1st Half: 8-29 27.6%	2nd Half: 10-19 52.6%	Game: 37.5%	DEADBALL
3-Pt. FG% 1st Half: 2-6 33.3%	2nd Half: 2-4 50.0%	Game: 40.0%	REBOUNDS
F Throw % 1st Half: 5-10 50.0%	2nd Half: 8-13 61.5%	Game: 56.5%	3

Officials: Donnie Eppley, Bernard Clinton, Dennis Allocco
Technical fouls: Denver-None. Saint Joseph's-None.
Attendance: 4,076

Score by Periods	1st	2nd	Total
Denver	25	27	52
Saint Joseph's	23	30	53

Game 14: January 8, 2014 - Mullins Center - Amherst, Mass.
#19/19 Massachusetts 66 - SJU 62

A shorthanded Saint Joseph's team battled for 40 minutes, but a late run to end the game gave 19th-ranked Massachusetts a 66-62 victory at the Mullins Center in the A-10 opener. **Halil Kanacevic** led the Hawks with 19 points and 13 rebounds, while **Langston Galloway** and **DeAndre' Bembry** chipped in 18 and 16 points, respectively. **Ronald Roberts, Jr.** left the game early in the second half due to back spasms after an awkward fall and did not return. SJU was also without **Isaiah Miles**, who missed the game due to a concussion. Saint Joseph's held a 31-28 lead at halftime, but a 7-0 spurt by UMass put the Minutemen on top, 35-31, with 18:16 to go and then increased to 13-4 after a layup to put the home team ahead 41-35 with 14:05 remaining. A Galloway jumper at 13:48 kicked off a 7-0 run for the Hawks; a three-pointer by Kanacevic and a layup by **Chris Wilson** put SJU ahead by a point, 42-41, with 12:09 to go. With the score tied, 48-48, at 9:22, the Hawks would score the next nine points of the game, seven of them by Kanacevic, to take a 57-48 lead with 6:23 to go. But from that point forward, UMass outscored Saint Joseph's, 18-5, to secure the victory.

Saint Joseph's (9-5, 0-1 A-10)

			tot-fg		3-pt				rebounds									
##	Player		fg	fga	fg	fga	ft	fta	of	de	tot	pf	tp	a	to	blk	s	min
13	ROBERTS, Ronald	f	1	4	0	0	2	2	1	1	2	1	4	3	3	2	0	22
43	BEMBRY, DeAndre	f	7	11	0	1	2	4	2	6	8	2	16	1	4	2	0	39
45	KANACEVIC, Halil	f	6	9	2	3	5	8	1	12	13	4	19	6	5	1	1	40
10	GALLOWAY, L	g	7	14	3	8	1	2	2	3	5	2	18	3	1	0	1	40
24	WILSON, Chris	g	2	7	1	4	0	1	0	1	1	2	5	1	1	0	1	37
32	NDAO, Papa		0	2	0	2	0	0	1	2	3	4	0	1	3	0	0	12
34	BAUMANN, Javon		0	0	0	0	0	0	0	0	0	0	0	0	0	0	0	10
41	KELLY, Colin		0	0	0	0	0	0	0	1	1	0	0	0	0	0	0	0+
	TEAM								1	1	2							
	Totals.....		23	47	6	18	10	17	8	27	35	15	62	15	17	5	3	200

TOTAL FG% 1st Half: 10-22 45.5%	2nd Half: 13-25 52.0%	Game: 48.9%	DEADBALL
3-Pt. FG% 1st Half: 5-10 50.0%	2nd Half: 1-8 12.5%	Game: 33.3%	REBOUNDS
F Throw % 1st Half: 6-6 100%	2nd Half: 4-11 36.4%	Game: 58.8%	3

Massachusetts (13-1, 1-0 A-10)

			tot-fg		3-pt				rebounds									
##	Player		fg	fga	fg	fga	ft	fta	of	de	tot	pf	tp	a	to	blk	s	min
22	CARTER, Sampson	f	0	7	0	3	3	4	0	3	3	1	3	2	1	0	0	24
34	PUTNEY, Raphiael	f	5	10	1	4	0	0	2	2	4	3	11	1	1	0	0	22
25	LALANNE, Cady	c	2	5	0	0	0	2	1	3	4	3	4	1	0	1	0	23
02	GORDON, Derrick	g	4	10	0	0	0	0	0	4	4	0	8	3	2	0	2	32
03	WILLIAMS, Chaz	g	6	12	3	5	7	10	0	0	0	2	22	4	2	1	0	37
01	ESHO, Maxie		6	7	0	0	0	1	1	2	3	3	12	0	2	1	2	28
11	BERGANTINO, T		0	0	0	0	0	0	1	2	3	1	0	1	0	1	0	16
12	DAVIS, Trey		1	4	1	3	3	4	0	3	3	2	6	2	0	0	1	18
	TEAM								3	1	4							
	Totals.....		24	55	5	15	13	21	8	20	28	15	66	14	8	4	5	200

TOTAL FG% 1st Half: 11-28 39.3%	2nd Half: 13-27 48.1%	Game: 43.6%	DEADBALL
3-Pt. FG% 1st Half: 1-9 11.1%	2nd Half: 4-6 66.7%	Game: 33.3%	REBOUNDS
F Throw % 1st Half: 5-7 71.4%	2nd Half: 8-14 57.1%	Game: 61.9%	4

Officials: Bill McCarthy, Brent Hampton, Jose Carrion
Technical fouls: Saint Joseph's-None. Massachusetts-None.
Attendance: 4,621

Score by Periods	1st	2nd	Total
Saint Joseph's	31	31	62
Massachusetts	28	38	66

Game 15: January 11, 2014 - Patriot Center - Fairfax, Va.
SJU 84 - George Mason 80

Trailing by three points with 7:25 remaining in the game, seniors **Halil Kanacevic** and **Langston Galloway** put Saint Joseph's on their backs and led the Hawks to a gritty 84-80 win at George Mason in the first A-10 meeting of the teams. Kanacevic scored 23 points, Galloway had 20 and **DeAndre' Bembry** added 17, while **Papa Ndao** posted a career-high 13 points on 4-of-4 shooting in his first start of the season. The Hawks were without second-leading scorer **Ronald Roberts, Jr.**, who missed his first career game due to back spasms, and **Isaiah Miles** who missed his second consecutive game due to a concussion. Trailing 45-40 at halftime, SJU opened the second half on a 10-2 run, culminating in a dunk and a layup by Kanacevic to put the Hawks on top, 53-47, with 16:26 remaining. The Patriots closed back to within 54-53 but a layup by Bembry restored a three-point lead a minute later. The Hawks took a 60-55 lead at the 12:28 mark, but GMU would answer with an 11-3 run to take a 66-63 lead with 7:25 left. Kanacevic answered with a layup and Ndao hit his third three-pointer of the game to put SJU ahead for good, 68-67, with 6:12 to go. That bucket kicked off a 9-0 run that featured four points from Galloway and left the Hawks with a 74-67 advantage with 3:16 to play. A pair of GMU free throws broke up the run, but the Hawks then scored six of the next seven points, punctuated by a fast break dunk from Bembry, to take an 80-70 lead at :45. Galloway and Kanacevic would each drain a pair of free throws to help seal the victory before GMU hit a desperation three-pointer at the buzzer to provide the final margin.

Saint Joseph's (10-5, 1-1 A-10)

			tot-fg		3-pt				rebounds									
##	Player		fg	fga	fg	fga	ft	fta	of	de	tot	pf	tp	a	to	blk	s	min
32	NDAO, Papa	f	4	4	3	3	2	2	0	2	2	2	13	2	2	2	1	37
43	BEMBRY, DeAndre	f	7	11	0	2	3	7	1	4	5	1	17	3	0	0	1	37
45	KANACEVIC, Halil	f	9	15	0	1	5	6	1	6	7	2	23	1	3	0	2	40-
10	GALLOWAY, L	g	4	9	3	6	9	11	1	5	6	3	20	3	3	0	2	39
24	WILSON, Chris	g	4	9	1	4	0	0	0	4	4	0	9	5	5	2	1	35
00	MASCHMEYER, E		0	0	0	0	0	0	0	0	0	0	0	0	0	0	0	3
11	QUARLES, Daryus		0	0	0	0	0	0	0	3	3	1	0	0	1	0	0	6
34	BAUMANN, Javon		1	1	0	0	0	0	1	1	2	1	2	0	0	0	0	3
41	KELLY, Colin		0	0	0	0	0	0	0	0	0	0	0	0	0	0	0	0+
	TEAM									2	2				1			
	Totals.....		29	49	7	16	19	26	4	27	31	10	84	14	15	4	7	200

TOTAL FG% 1st Half: 14-23 60.9%	2nd Half: 15-26 57.7%	Game: 59.2%	DEADBALL
3-Pt. FG% 1st Half: 4-10 40.0%	2nd Half: 3-6 50.0%	Game: 43.8%	REBOUNDS
F Throw % 1st Half: 8-10 80.0%	2nd Half: 11-16 68.8%	Game: 73.1%	3

George Mason (7-9, 0-2 A-10)

			tot-fg		3-pt				rebounds									
##	Player		fg	fga	fg	fga	ft	fta	of	de	tot	pf	tp	a	to	blk	s	min
02	WILLIAMS, Johnny	f	1	3	0	0	0	0	0	3	3	2	2	1	0	0	1	18
20	JENKINS, Jalen	f	8	10	0	0	4	5	2	5	7	3	20	0	2	0	5	33
00	ALLEN, Bryon	g	7	16	4	7	2	3	1	3	4	2	20	4	2	0	1	34
10	WRIGHT, Sherrod	g	4	11	2	5	1	2	0	1	1	5	11	3	1	0	0	26
22	MOORE, Marquise	g	0	1	0	0	0	0	0	0	0	0	0	1	1	0	1	13
01	GRAY, Vaughn		1	2	1	2	0	0	0	1	1	0	3	0	0	0	0	7
03	HOLLOWAY, Patrick		4	8	2	5	0	0	0	0	0	0	10	1	0	0	0	23
04	COPES, Erik		3	3	0	0	0	0	1	4	5	2	6	0	2	0	0	22
13	EDWARDS, Corey		3	6	2	3	0	0	0	2	2	2	8	3	3	0	1	17
40	GUJANICIC, Marko		0	3	0	1	0	0	0	0	0	0	0	0	0	0	0	7
	Team								2	1	3							
	Totals.....		31	63	11	23	7	10	6	20	26	16	80	13	11	0	9	200

TOTAL FG% 1st Half: 18-33 54.5%	2nd Half: 13-30 43.3%	Game: 49.2%	DEADBALL
3-Pt. FG% 1st Half: 7-14 50.0%	2nd Half: 4-9 44.4%	Game: 47.8%	REBOUNDS
F Throw % 1st Half: 2-2 100%	2nd Half: 5-8 62.5%	Game: 70.0%	2

Officials: Eric Anderson, Larry Scirotta, Tony Crisp
Technical fouls: Saint Joseph's-None. George Mason-None.
Attendance: 5,027

Score by Periods	1st	2nd	Total
Saint Joseph's	40	44	84
George Mason	45	35	80

Game 16: January 15, 2014 - Hagan Arena
SJU 84 - Duquesne 75

Langston Galloway scored 24 of his 26 points in the first half as Saint Joseph's staked a 30-point lead and cruised to an 84-75 win over Duquesne. The Hawks put on an offensive display in the first half, shooting 71.4 percent from the field (20-of-28), and making 12-of-18 three-pointers en route to a 52-20 halftime lead. Galloway connected on 9-of-11 from the field and made 6-of-7 from three-point range for the highest single-half point total of his career. **Chris Wilson** added 16 points in the contest, making 4-of-6 three-pointers, and handed out a team-high eight assists for the Hawks. **Papa Ndao**, who made his second straight start, grabbed a team-high seven rebounds. SJU scored the first 12 points of the game and never looked back, holding Duquesne scoreless for the first six minutes. By the 12:15 mark, Saint Joseph's owned a 20-5 lead and four minutes later, was up by a score of 34-9. Galloway's sixth three-pointer gave SJU its biggest lead of the game, 48-11, with 3:23 remaining. The Hawks cooled off a bit in the second half, shooting 55 percent, but still maintained a 30-plus point margin until the final four minutes. With SJU leading 82-50, Duquesne outscored the Hawks' reserves, 25-2, during that stretch to provide the final margin. The Hawks were without starter **Ronald Roberts, Jr.** (back spasms) for the second straight game and without sixth man **Isaiah Miles** (concussion) for the third game in a row.

Duquesne (8-7; 1-2 A-10)

			tot-fg		3-pt				rebounds									
##	Player		fg	fga	fg	fga	ft	fta	of	de	tot	pf	tp	a	to	blk	s	min
00	SOKO, Ovie	f	4	10	0	3	2	2	1	3	4	4	10	1	2	1	2	19
23	JONES, Jeremiah	f	2	6	2	4	0	0	2	0	2	0	6	1	1	0	1	23
03	MCKOY, D	c	4	8	0	0	2	2	3	3	6	1	10	0	3	0	2	23
01	COLTER, Derrick	g	5	12	4	8	0	0	0	1	1	2	14	4	0	0	1	27
22	MASON, Micah	g	3	5	3	5	0	0	0	1	1	3	9	1	0	0	1	28
02	WHITE, T		0	3	0	1	0	0	1	1	2	1	0	0	1	0	1	12
05	JONES, Jerry		5	10	4	7	0	2	3	0	3	2	14	3	2	0	3	20
13	WATKINS, Isaiah		0	3	0	1	4	4	1	2	3	2	4	0	0	0	3	12
32	RIDENOUR, Desmond		4	10	0	2	0	0	0	1	1	0	8	6	1	0	1	17
33	GILL, L.G.		0	2	0	2	0	0	0	1	1	0	0	1	0	0	0	9
54	LEWIS, Darius		0	1	0	0	0	0	1	3	4	2	0	1	0	0	2	10
	TEAM								1		1							
	Totals.....		27	70	13	33	8	10	13	16	29	17	75	18	10	1	17	200

TOTAL FG% 1st Half: 6-27 22.2% 2nd Half: 21-43 48.8% Game: 38.6% DEADBALL
3-Pt. FG% 1st Half: 4-14 28.6% 2nd Half: 9-19 47.4% Game: 39.4% REBOUNDS
F Throw % 1st Half: 4-4 100% 2nd Half: 4-6 66.7% Game: 80.0% 3

Saint Joseph's (11-5; 2-1 A-10)

			tot-fg		3-pt				rebounds									
##	Player		fg	fga	fg	fga	ft	fta	of	de	tot	pf	tp	a	to	blk	s	min
32	NDAO, Papa	f	2	3	1	2	0	0	0	7	7	2	5	1	1	1	0	26
43	BEMBRY, DeAndre	f	2	5	1	4	2	4	1	5	6	0	7	5	2	2	2	27
45	KANACEVIC, Halil	f	3	4	2	2	0	3	0	4	4	1	8	5	5	0	2	27
10	GALLOWAY, L	g	10	15	6	10	0	0	0	4	4	1	26	2	1	0	0	28
24	WILSON, Chris	g	5	7	4	6	2	2	2	2	4	0	16	8	1	0	0	26
00	MASCHMEYER, E		1	4	1	1	0	0	0	1	1	3	3	1	2	0	0	14
11	QUARLES, Daryus		3	3	2	2	1	1	0	4	4	1	9	2	3	0	0	17
20	CASPER, Brendan		0	0	0	0	0	0	1	0	1	1	0	1	0	0	0	2
22	MOLOCK, Kyle		0	0	0	0	0	0	0	0	0	0	0	0	3	0	0	6
25	KINDLER, Eric		0	0	0	0	0	1	0	0	0	0	0	0	1	0	0	2
34	BAUMANN, Javon		4	5	0	0	0	3	1	4	5	1	8	2	2	0	0	20
41	KELLY, Colin		1	2	0	0	0	0	1	0	1	1	2	0	1	1	0	5
	TEAM																	
	Totals.....		31	48	17	27	5	14	6	31	37	11	84	27	22	4	4	200

TOTAL FG% 1st Half: 20-28 71.4% 2nd Half: 11-20 55.0% Game: 64.6% DEADBALL
3-Pt. FG% 1st Half: 12-18 66.7% 2nd Half: 5-9 55.6% Game: 63.0% REBOUNDS
F Throw % 1st Half: 0-4 0.0% 2nd Half: 5-10 50.0% Game: 35.7% 3

Officials: Gary Prager, Ray Perone, Robert Riley
Technical fouls: Duquesne-None. Saint Joseph's-None.
Attendance: 3,937

Score by Periods	1st	2nd	Total
Duquesne	20	55	75
Saint Joseph's	52	32	84

Game 17: January 18, 2014 - The Palestra - Philadelphia, Pa.
SJU 85 - Penn 68

Langston Galloway scored 20 points to lead four Hawks in double figures as Saint Joseph's cruised to an 85-68 win over Penn in Big 5 action at the soldout Palestra. **Chris Wilson** and **DeAndre' Bembry** scored 13 points apiece and **Ronald Roberts** had 10 points in his return to the starting lineup after missing two games with a back injury. **Halil Kanacevic** was one point shy of a triple-double as the senior had nine points, 15 rebounds and 11 assists. Galloway shot 7-for-10 from the field, which included a 6-for-7 performance from beyond the arc. For the second game in a row, the Hawks put on an impressive effort from three-point range, hitting 16-of-24, including 13-of-15 in the first half. SJU used two big runs and defensive efforts to secure the win in the first half, hitting 66.7 percent (20-for-30) from the field. Leading 19-14, the Hawks scored the next 12 points over a span of five minutes with consecutive threes by **Papa Ndao**, Galloway and Kanacevic to take a 31-14 lead. SJU followed by running off another 11 points and keeping Penn scoreless for the final 5:57 of the half until the Quakers hit a three as time expired, making SJU's halftime lead 57-23. It was more of the same in the second half and SJU took its biggest lead, 78-41, midway through the half. Penn outscored the Hawks, 19-3, in the final five minutes to provide the final margin.

Saint Joseph's (12-5, 1-2 Big 5)

			tot-fg		3-pt				rebounds									
##	Player		fg	fga	fg	fga	ft	fta	of	de	tot	pf	tp	a	to	blk	s	min
13	ROBERTS, Ronald	f	4	6	0	0	2	4	1	3	4	0	10	1	2	0	0	20
43	BEMBRY, DeAndre	f	5	6	1	1	2	2	0	3	3	0	13	1	3	0	2	24
45	KANACEVIC, Halil	f	4	9	1	2	0	0	3	12	15	3	9	12	2	1	0	30
10	GALLOWAY, L	g	7	10	6	7	0	0	0	4	4	1	20	2	1	0	1	27
24	WILSON, Chris	g	5	10	3	6	0	0	0	4	4	0	13	5	1	0	0	31
00	MASCHMEYER, E		0	0	0	0	0	0	0	0	0	0	0	0	2	0	0	7
11	QUARLES, Daryus		1	4	0	0	0	0	0	0	0	0	2	0	0	0	0	11
15	MILES, Isaiah		2	4	2	4	0	0	0	1	1	2	6	1	2	0	0	15
20	CASPER, Brendan		0	1	0	0	2	2	0	0	0	1	2	0	0	0	1	3
25	KINDLER, Eric		0	1	0	0	0	0	0	0	0	0	0	0	1	0	0	3
32	NDAO, Papa		3	3	3	3	0	0	0	2	2	0	9	2	0	0	0	18
34	BAUMANN, Javon		0	0	0	0	1	4	1	0	1	1	1	0	1	0	0	8
41	KELLY, Colin		0	1	0	1	0	0	0	0	0	0	0	0	0	0	0	3
	TEAM								1	1	2							
	Totals.....		31	55	16	24	7	12	6	30	36	8	85	24	15	1	4	200

TOTAL FG% 1st Half: 20-30 66.7% 2nd Half: 11-25 44.0% Game: 56.4% DEADBALL
3-Pt. FG% 1st Half: 13-15 86.7% 2nd Half: 3-9 33.3% Game: 66.7% REBOUNDS
F Throw % 1st Half: 4-6 66.7% 2nd Half: 3-6 50.0% Game: 58.3% 3

Penn (3-11, 0-4 Big 5)

			tot-fg		3-pt				rebounds									
##	Player		fg	fga	fg	fga	ft	fta	of	de	tot	pf	tp	a	to	blk	s	min
05	Harrell, Julian	f	0	3	0	2	0	0	0	2	2	1	0	0	1	0	0	7
12	Dougherty, Fran	f	2	4	1	1	2	2	0	4	4	0	7	2	1	1	2	20
10	Nelson-Henry, D	c	3	5	0	0	2	2	0	1	1	0	8	1	1	0	1	16
00	Cartwright, Miles	g	3	9	1	3	0	0	0	0	0	0	7	2	2	0	1	24
01	Hicks, Tony	g	6	10	3	5	0	0	0	1	1	1	15	3	2	0	0	21
03	Brooks, Henry		1	4	0	0	0	0	1	0	1	5	2	0	1	0	0	12
04	Lewis, Jamal		0	1	0	0	0	0	1	1	1	0	0	1	0	0	1	12
11	Bagtas, Tony		0	2	0	1	0	0	0	2	2	1	0	8	0	0	0	14
13	Jones, Dylan		4	7	0	0	2	6	3	2	5	1	10	0	0	1	1	15
20	Jok, Dau		0	4	0	3	0	0	0	0	0	0	0	0	0	0	1	7
21	Gunter, Cameron		0	2	0	0	0	0	0	1	1	1	0	1	1	0	0	16
22	Rennard, Steve		5	6	3	4	0	0	0	1	1	1	13	2	0	0	0	22
24	Howard, Matt		3	4	0	1	0	0	0	3	3	1	6	2	1	0	0	14
	TEAM								1	2	3							
	Totals.....		27	61	8	20	6	10	5	20	25	12	68	22	10	2	7	201

TOTAL FG% 1st Half: 9-31 29.0% 2nd Half: 18-30 60.0% Game: 44.3% DEADBALL
3-Pt. FG% 1st Half: 3-10 30.0% 2nd Half: 5-10 50.0% Game: 40.0% REBOUNDS
F Throw % 1st Half: 2-2 100% 2nd Half: 4-8 50.0% Game: 60.0% 3

Officials: Gregg Durrah, Victor Montgomery, Joseph Palacz
Technical fouls: Saint Joseph's-None. Penn-None.
Attendance: 8,722

Score by Periods	1st	2nd	Total
Saint Joseph's	57	28	85
Penn	23	45	68

Game 18: January 22, 2014 - Hagan Arena
SJU 61 - Rhode Island 57

Ronald Roberts, Jr., scored a game-high 20 points and grabbed nine rebounds to lead Saint Joseph's to a 61-57 win over Rhode Island at Hagan Arena. Roberts connected on 7-for-9 from the field and blocked three shots in the win. **Langston Galloway** tallied 15 points, going 8-for-10 from the foul line, and **Halil Kanacevic** scored 11. Rhode Island took a 37-31 lead early in the second half but the Hawks went on a 15-2 run to regain the lead, 46-39. Included in that was a dunk by Roberts to tie it at 37-37, while another Roberts' dunk off a missed shot gave SJU a 44-39 lead. Galloway hit his only three-pointer of the game at 6:40 to give the Hawks their biggest lead, 49-39. URI cut the Hawks' lead to 52-47 with 3:13 remaining, but Roberts countered with a three-point play to give SJU a 55-47 edge. The Rams cut it again to 57-52 at 49.2, but Galloway made 3-of-4 free throws to give SJU a 60-52 cushion. Five straight points by the Rams cut Saint Joseph's lead to 60-57 at :09, but another free throw by Galloway at :06 provided the final margin. After shooting 57 percent from the field in the past two games combined, the Hawks were uncharacteristically cold in the first half, hitting just 11-of-27 from the field and 1-for-10 from the three-point arc, missing nine long-range shots in a row. SJU made just 2-of-14 from three-point range in the game.

Rhode Island (10-10; 1-4 A-10)

			tot-fg		3-pt				rebounds									
##	Player		fg	fga	fg	fga	ft	fta	of	de	tot	pf	tp	a	to	blk	s	min
12	MARTIN, Hassan	f	2	4	0	0	3	6	2	3	5	5	7	0	0	1	0	27
55	BIRUTA, Gilvydas	f	4	8	0	1	3	4	2	1	3	5	11	2	2	1	0	19
00	MATTHEWS, E.C.	g	2	12	0	2	0	0	3	4	7	3	4	1	2	0	0	36
05	MUNFORD, Xavier	g	5	16	2	6	4	5	1	7	8	4	16	1	6	0	4	38
13	BUCHANAN, T.J.	g	3	5	0	2	0	0	0	1	1	4	6	4	2	0	1	34
02	REISCHEL, Jarelle		4	9	0	4	0	0	0	6	6	4	8	2	2	0	0	25
11	BUTLER, Matthew		1	1	1	1	0	0	0	0	0	0	3	1	0	0	0	9
14	ONYEKABA, Ifeanyi		1	2	0	0	0	0	2	3	5	3	2	0	0	0	0	12
	TEAM								4	1	5							
	Totals.....		22	57	3	16	10	15	14	26	40	28	57	11	14	2	5	200

TOTAL FG% 1st Half: 12-29 41.4% 2nd Half: 10-28 35.7% Game: 38.6% DEADBALL
3-Pt. FG% 1st Half: 2-8 25.0% 2nd Half: 1-8 12.5% Game: 18.8% REBOUNDS
F Throw % 1st Half: 4-6 66.7% 2nd Half: 6-9 66.7% Game: 66.7% 6

Saint Joseph's (13-5; 3-1 A-10)

			tot-fg		3-pt				rebounds									
##	Player		fg	fga	fg	fga	ft	fta	of	de	tot	pf	tp	a	to	blk	s	min
13	ROBERTS, Ronald	f	7	9	0	0	6	12	5	4	9	3	20	1	3	3	0	37
43	BEMBRY, DeAndre	f	2	5	1	2	4	8	0	4	4	3	9	1	3	0	0	35
45	KANACEVIC, Halil	f	4	6	0	1	3	6	1	4	5	5	11	3	3	2	0	27
10	GALLOWAY, L	g	3	10	1	4	8	10	1	3	4	3	15	0	1	2	3	40
24	WILSON, Chris	g	1	8	0	4	0	2	1	2	3	0	2	6	3	0	2	38
00	MASCHMEYER, E		0	0	0	0	0	0	0	0	0	0	0	0	0	0	0	1
15	MILES, Isaiah		1	2	0	1	0	0	0	0	0	0	2	0	0	2	0	4
32	NDAO, Papa		1	3	0	2	0	0	1	2	3	1	2	0	0	0	0	18
	TEAM									2	2							
	Totals.....		19	43	2	14	21	38	9	21	30	15	61	11	13	9	5	200

TOTAL FG% 1st Half: 11-27 40.7%	2nd Half: 8-16 50.0%	Game: 44.2%	DEADBALL
3-Pt. FG% 1st Half: 1-10 10.0%	2nd Half: 1-4 25.0%	Game: 14.3%	REBOUNDS
F Throw % 1st Half: 4-10 40.0%	2nd Half: 17-28 60.7%	Game: 55.3%	5

Officials: Brian O'Connell, Winston Stith, Patrick Evans
Technical fouls: Rhode Island-None. Saint Joseph's-None.
Attendance: 3,861

Score by Periods	1st	2nd	Total
Rhode Island	30	27	57
Saint Joseph's	27	34	61

Game 19: January 25, 2014 - Robins Center - Richmond, Va.
Richmond 77 - SJU 62

Halil Kanacevic led all players with 21 points and a career-high 19 rebounds, but Saint Joseph's struggled from the floor in a 77-62 loss at Richmond. During the game, **Langston Galloway** broke the school's career record for three-point field goals (294) set by SJU Basketball Hall of Famer Pat Carroll from 2001-05. Galloway sank the 295th three-pointer of his career in the second half. Leading 35-28 at halftime, Richmond opened the second half with an 11-2 run to take a 46-30 lead with 15:41 to go. SJU would cut the deficit to 52-43 after five points each from Galloway and **Chris Wilson** during a 13-6 stretch. The Spiders responded with a 12-2 run, taking their biggest lead of the game when a dunk made it a 64-45 advantage with 4:34 to go. After a dunk by **Ronald Roberts**, Galloway hit his record-breaking three to cut the deficit to 64-50. A three-pointer from Kanacevic with 3:20 to play preceded a pair of UR free throws that left the score at 66-53, but a jumper from **DeAndre' Bembry** and another three from Galloway capped off a 13-2 run that got the Hawks back within 66-58 with 2:22 to go. The Hawks could not get closer, however, as the Spiders converted 9-of-10 free throws over the final 1:25 to seal the victory. Saint Joseph's enjoyed a 44-35 advantage on the boards and pulled down 21 offensive rebounds, but shot just 37.1% (26-of-70) from the floor. Richmond hit on 47.9% (23-of-48) of its shots; that mark included 10-of-22 (45.5%) from three-point range, well over their average of 31.6%. Galloway scored 11 of his 13 points in the second half, while Bembry (11) and Wilson (10) also reached double-digits for SJU.

Saint Joseph's (13-6, 3-2)

			tot-fg		3-pt				rebounds									
##	Player		fg	fga	fg	fga	ft	fta	of	de	tot	pf	tp	a	to	blk	s	min
13	ROBERTS, Ronald	f	2	7	0	0	1	2	2	2	4	4	5	1	1	0	0	31
43	BEMBRY, DeAndre	f	5	17	0	4	1	2	5	3	8	4	11	2	2	0	2	37
45	KANACEVIC, Halil	f	9	13	1	2	2	6	6	13	19	4	21	3	4	1	0	40
10	GALLOWAY, L	g	5	17	3	9	0	0	1	0	1	3	13	1	0	1	1	39
24	WILSON, Chris	g	4	11	2	5	0	0	3	5	8	2	10	2	1	0	0	35
11	QUARLES, Daryus		0	0	0	0	0	0	0	0	0	0	0	0	0	0	0	0+
15	MILES, Isaiah		0	2	0	1	0	0	2	0	2	0	0	0	0	0	0	6
32	NDAO, Papa		1	3	0	1	0	0	1	0	1	4	2	1	0	0	0	12
	TEAM								1		1							
	Totals.....		26	70	6	22	4	10	21	23	44	21	62	10	8	2	3	200

TOTAL FG% 1st Half: 12-31 38.7%	2nd Half: 14-39 35.9%	Game: 37.1%	DEADBALL
3-Pt. FG% 1st Half: 1-7 14.3%	2nd Half: 5-15 33.3%	Game: 27.3%	REBOUNDS
F Throw % 1st Half: 3-6 50.0%	2nd Half: 1-4 25.0%	Game: 40.0%	3

Richmond (14-6, 4-1)

			tot-fg		3-pt				rebounds									
##	Player		fg	fga	fg	fga	ft	fta	of	de	tot	pf	tp	a	to	blk	s	min
05	DAVIS, Trey	f	4	8	1	1	5	7	1	11	12	1	14	2	0	0	1	32
33	NELSON-ODODA	f	0	1	0	1	1	2	2	2	4	4	1	0	0	1	0	12
34	WILLIAMS, Derrick	f	1	6	0	3	1	2	1	3	4	2	3	3	1	0	1	27
00	ANTHONY, Kendall	g	6	13	3	9	4	4	1	1	2	0	19	4	0	0	0	30
02	LINDSAY, Cedrick	g	3	6	1	2	9	13	0	2	2	0	16	2	2	0	0	36
03	JONES, ShawnDre'		1	1	1	1	0	0	0	0	0	0	3	0	0	0	0	3
04	SPARROW, Wayne		0	1	0	0	0	0	0	1	1	1	0	1	3	0	0	13
11	TAYLOR, Deion		4	5	2	2	1	2	1	2	3	0	11	0	0	0	0	23
15	ALLEN, Terry		4	7	2	3	0	0	2	4	6	2	10	2	1	0	0	24
	TEAM								1		1							
	Totals.....		23	48	10	22	21	30	9	26	35	10	77	14	7	1	2	200

TOTAL FG% 1st Half: 11-26 42.3%	2nd Half: 12-22 54.5%	Game: 47.9%	DEADBALL
3-Pt. FG% 1st Half: 7-14 50.0%	2nd Half: 3-8 37.5%	Game: 45.5%	REBOUNDS
F Throw % 1st Half: 6-8 75.0%	2nd Half: 15-22 68.2%	Game: 70.0%	2

Officials: Paul Faia, Garrick Shannon, Kenneth Turner
Technical fouls: Saint Joseph's-None. Richmond-None.
Attendance: 7,201

Score by Periods	1st	2nd	Total
Saint Joseph's	28	34	62
Richmond	35	42	77

Game 20: January 29, 2014 - UD Arena - Dayton, Ohio
SJU 60 - Dayton 57

Langston Galloway banked home a three-pointer with 1.8 seconds remaining to lead Saint Joseph's past Dayton, 60-57. **Chris Wilson** led the Hawks with 15 points on 5-of-9 shooting, while **Halil Kanacevic** scored the 1,000th point of his collegiate career and grabbed 11 rebounds. **Ronald Roberts, Jr.** added 12 points and **DeAndre' Bembry** had 11. With the Hawks leading 57-55, Dayton's Dyshawn Pierre tied the game with a layup with 11 seconds left. After a timeout, Galloway took the inbounds pass in the backcourt and dribbled around a pair of screens on his right. His shot hit the backboard and went through the net with 1.8 seconds on the clock. The Flyers missed a desperation attempt from halfcourt to give the Hawks the victory, their first in Dayton since Feb. 21, 2001, snapping an eight-game losing streak at UD Arena. The Hawks owned a 15-point lead in the second half, but almost let it slip away. With SJU leading 47-32 at the midway point of the half, Dayton made its comeback, outscoring the Hawks, 19-7, over the next eight minutes. After Dayton's Vee Sanford picked off an SJU pass, Bembry was whistled for a flagrant foul in trying to stop the break. Sanford hit both free throws to pull UD within 54-51 at 2:23, but Wilson intercepted a pass on Dayton's ensuing possession. Bembry then hit a pair of free throws to increase SJU's lead to 56-51. The Flyers came within 56-55, at :27, but Bembry connected on the front end of the one-and-one to give SJU a 57-55 cushion. The Flyers answered with a layup at :11 to tie the game at 57-57 and set the stage for Galloway's game-winner. SJU scored a season-low 20 points in the first half, and trailed 25-20 at halftime. The Hawks came out like a different team after intermission and opened the second with a 27-7 run, including 12 straight points to take a 47-32 lead.

Saint Joseph's (14-6, 4-2 A-10)

			tot-fg		3-pt				rebounds									
##	Player		fg	fga	fg	fga	ft	fta	of	de	tot	pf	tp	a	to	blk	s	min
13	ROBERTS, Ronald	f	4	7	0	0	4	6	3	3	6	5	12	0	2	2	1	39
45	KANACEVIC, Halil	f	4	9	0	2	0	4	0	11	11	4	8	3	3	2	1	40
43	BEMBRY, DeAndre	c	3	10	0	2	5	7	0	1	1	3	11	3	4	1	0	35
10	GALLOWAY, L	g	4	9	3	7	1	2	0	4	4	3	12	2	0	0	1	35
24	WILSON, Chris	g	5	9	3	6	2	2	0	1	1	1	15	2	4	1	2	38
11	QUARLES, Daryus		0	0	0	0	0	0	0	0	0	1	0	0	0	0	0	4
32	NDAO, Papa		1	1	0	0	0	0	0	1	1	0	2	0	0	0	1	9
	TEAM								1	4	5							
	Totals.....		21	45	6	17	12	21	4	25	29	17	60	10	13	6	6	200

TOTAL FG% 1st Half: 7-26 26.9%	2nd Half: 14-19 73.7%	Game: 46.7%	DEADBALL
3-Pt. FG% 1st Half: 3-13 23.1%	2nd Half: 3-4 75.0%	Game: 35.3%	REBOUNDS
F Throw % 1st Half: 3-6 50.0%	2nd Half: 9-15 60.0%	Game: 57.1%	3

Dayton (13-8, 1-5 A-10)

			tot-fg		3-pt				rebounds									
##	Player		fg	fga	fg	fga	ft	fta	of	de	tot	pf	tp	a	to	blk	s	min
05	OLIVER,Devin	f	5	10	3	5	3	5	1	5	6	2	16	1	1	1	2	34
21	PIERRE, Dyshawn	f	4	6	0	1	1	1	1	0	1	2	9	1	2	0	0	27
35	KAVANAUGH, M	c	1	2	0	0	0	2	1	2	3	3	2	1	2	0	1	16
00	PRICE, Khari	g	0	3	0	3	0	0	0	2	2	1	0	0	2	0	0	14
24	SIBERT, Jordan	g	7	15	6	14	1	2	0	0	0	2	21	2	3	0	1	28
11	SMITH, Scoochie		1	4	1	3	0	0	0	4	4	0	3	5	0	0	0	26
12	ROBINSON, Jalen		0	2	0	0	0	0	2	1	3	1	0	0	0	0	1	9
22	POLLARD, Kendall		0	1	0	0	0	0	0	1	1	1	0	1	0	0	0	7
25	GAVRILOVIC, Alex		0	0	0	0	0	0	0	0	0	0	0	0	0	0	1	3
40	SCOTT, Devon		0	4	0	0	0	0	0	4	4	3	0	1	3	0	0	11
43	SANFORD, Vee		2	6	0	2	2	2	1	5	6	2	6	2	1	1	1	25
	TEAM								3	2	5							
	Totals.....		20	53	10	28	7	12	9	26	35	17	57	14	14	2	7	200

TOTAL FG% 1st Half: 9-26 34.6%	2nd Half: 11-27 40.7%	Game: 37.7%	DEADBALL
3-Pt. FG% 1st Half: 6-14 42.9%	2nd Half: 4-14 28.6%	Game: 35.7%	REBOUNDS
F Throw % 1st Half: 1-2 50.0%	2nd Half: 6-10 60.0%	Game: 58.3%	4

Officials: Jeff Anderson, Bernard Clinton, Robert Riley
Technical fouls: Saint Joseph's-None. Dayton-None.
Attendance: 12,083

Score by Periods	1st	2nd	Total
Saint Joseph's	20	40	60
Dayton	25	32	57

Game 21: February 1, 2014 - Hagan Arena
SJU 73 - #21/19 Massachusetts 68

Chris Wilson hit a pair of free throws with :30 seconds to play to help Saint Joseph's hold on for a 73-68 win over #21/19 Massachusetts at Hagan Arena. **Halil Kanacevic** led the Hawks with 18 points and five assists while **Ronald Roberts** scored 17. **DeAndre' Bembry** had 13 points and Wilson scored 12. Massachusetts fought back from a 17-point first half deficit and tied the game 67-67 with 1:20 to play. SJU followed with a free throw from **Langston Galloway** at :56 to regain the 68-67 lead, but UMass tied it again on a foul shot at :39. Wilson's free throws at :30 gave Saint Joseph's a 70-68 lead, but UMass turned the ball over on its next possession and **Papa Ndao** came away with the ball. The junior hit both free throws at 12.6 seconds to give the Hawks a 72-68 lead. UMass missed a three-point attempt and Galloway was fouled with :06 remaining, and made one free throw to provide the final margin. Trailing 41-25 at halftime, UMass outscored the Hawks, 13-5, in the first five minutes of the second half to come within 46-38. Saint Joseph's maintained the lead and eventually built it back up to 64-51 but a 13-1 UMass run tied the game, 67-67, at 1:23. It was Saint Joseph's first win over a ranked team since November 16, 2012 when the Hawks defeated #20 Notre Dame.

Massachusetts (17-4; 4-3 A-10)

			tot-fg		3-pt				rebounds									
##	Player		fg	fga	fg	fga	ft	fta	of	de	tot	pf	tp	a	to	blk	s	min
22	CARTER, Sampson	f	1	7	0	3	0	0	2	0	2	4	2	1	1	0	0	25
34	PUTNEY, Raphiael	f	3	7	1	3	0	0	3	9	12	4	7	1	3	2	2	23
25	LALANNE, Cady	c	5	6	0	0	2	6	1	4	5	5	12	1	4	0	0	26
02	GORDON, Derrick	g	10	13	0	0	1	2	0	1	1	2	21	2	1	0	2	33
03	WILLIAMS, Chaz	g	4	8	2	3	6	8	0	5	5	4	16	10	3	0	2	38
00	DYSON, Demetrius		0	2	0	1	0	0	1	0	1	1	0	0	1	0	0	4
01	ESHO, Maxie		1	2	0	0	1	2	0	0	0	1	3	0	0	0	0	8
05	SANTEE, Clyde		0	0	0	0	0	0	0	0	0	0	0	0	0	0	0	1
11	BERGANTINO, Tyler		0	0	0	0	0	0	0	1	1	1	0	0	1	0	0	11
12	DAVIS, Trey		2	7	1	3	2	2	1	2	3	3	7	3	0	0	1	29
24	BERGER, Seth		0	1	0	1	0	0	0	2	2	1	0	0	0	0	0	2
	TEAM								1	4	5				1			
	Totals.....		26	53	4	14	12	20	9	28	37	26	68	18	15	2	7	200

TOTAL FG% 1st Half: 10-26 38.5%	2nd Half: 16-27 59.3%	Game: 49.1%	DEADBALL
3-Pt. FG% 1st Half: 2-7 28.6%	2nd Half: 2-7 28.6%	Game: 28.6%	REBOUNDS
F Throw % 1st Half: 3-6 50.0%	2nd Half: 9-14 64.3%	Game: 60.0%	4

Saint Joseph's (15-6; 5-2 A-10)

			tot-fg		3-pt				rebounds									
##	Player		fg	fga	fg	fga	ft	fta	of	de	tot	pf	tp	a	to	blk	s	min
13	ROBERTS, Ronald	f	4	9	0	0	9	12	2	4	6	2	17	2	0	1	0	38
43	BEMBRY, DeAndre	f	3	11	2	3	5	8	3	5	8	5	13	3	4	1	1	36
45	KANACEVIC, Halil	f	7	11	1	1	3	6	4	2	6	4	18	5	1	0	1	40
10	GALLOWAY, L	g	2	7	0	3	3	7	0	3	3	4	7	0	1	0	0	26
24	WILSON, Chris	g	4	9	2	4	2	3	0	6	6	3	12	2	4	0	1	39
00	MASCHMEYER, E		0	0	0	0	0	0	0	1	1	0	0	0	0	0	0	1
15	MILES, Isaiah		0	1	0	1	1	2	0	0	0	0	1	0	0	0	0	4
32	NDAO, Papa		1	3	1	1	2	2	0	0	0	1	5	2	0	0	0	16
	TEAM								1	1	2							
	Totals.....		21	51	6	13	25	40	10	22	32	19	73	14	10	2	3	199

TOTAL FG% 1st Half: 13-29 44.8%	2nd Half: 8-22 36.4%	Game: 41.2%	DEADBALL
3-Pt. FG% 1st Half: 5-8 62.5%	2nd Half: 1-5 20.0%	Game: 46.2%	REBOUNDS
F Throw % 1st Half: 10-17 58.8%	2nd Half: 15-23 65.2%	Game: 62.5%	7

Officials: Tim Comer, Jose Carrion, Dan Anderson
Technical fouls: Massachusetts-None. Saint Joseph's-None.
Attendance: 4,200

Score by Periods	1st	2nd	Total
Massachusetts	25	43	68
Saint Joseph's	41	32	73

Game 22: February 5, 2014 - Hagan Arena
#13/15 Saint Louis 65 - SJU 49

Saint Louis held Saint Joseph's to its lowest point total of the year as the #13/15 Billikens scored a 65-49 win in Atlantic 10 action at Hagan Arena. **Ronald Roberts, Jr.** was the only Hawk in double figures with a game-high 19 points and nine rebounds while **Halil Kanacevic** had nine points and nine rebounds. Saint Joseph's fell victim to the Saint Louis defense that held them to 31.9 percent shooting and a 1-for-15 effort from three-point range. The Hawks also committed 17 turnovers in the loss. Trailing 35-22 at halftime, Saint Joseph's tried get back into the game in the second half, but every attempt was stifled by a turnover or a missed opportunity. Down 45-32, the Hawks scored six straight points, as a short jumper from **Papa Ndao** cut the deficit to 45-38 at 9:45. But Saint Louis answered right back to build the lead up to 47-38. A pair of free throws by **DeAndre' Bembry** again pulled the Hawks within nine points, 49-40, at 8:37. But Saint Louis then outscored the Hawks, 12-3, to take a 61-43 lead with 4:21 remaining.

Saint Louis (21-2; 8-0 A-10)

			tot-fg		3-pt				rebounds									
##	Player		fg	fga	fg	fga	ft	fta	of	de	tot	pf	tp	a	to	blk	s	min
21	EVANS, Dwayne	f	4	10	0	0	0	0	2	5	7	3	8	2	2	1	3	29
30	BARNETT, Jake	f	0	2	0	2	1	2	0	7	7	4	1	1	1	0	1	32
51	LOE, Rob	f	4	7	3	5	6	6	1	3	4	3	17	1	1	1	1	24
05	JETT, Jordair	g	3	9	0	0	4	5	0	3	3	3	10	7	4	0	1	30
11	MCCALL JR, Mike	g	3	3	1	1	2	2	0	1	1	2	9	2	2	0	2	25
01	GLAZE, Grandy		3	6	0	0	0	0	1	0	1	2	6	0	1	0	2	11
02	MCBROOM, Austin		3	10	1	3	2	2	0	2	2	0	9	2	1	0	1	20
32	CRAWFORD, Mike		1	1	1	1	0	0	0	1	1	0	3	0	1	0	1	13
54	MANNING, John		1	2	0	1	0	0	0	3	3	2	2	0	0	0	0	16
	TEAM								3	2	5				1			
	Totals.....		22	50	6	13	15	17	7	27	34	19	65	15	14	2	12	200

TOTAL FG% 1st Half: 14-30 46.7%	2nd Half: 8-20 40.0%	Game: 44.0%	DEADBALL
3-Pt. FG% 1st Half: 4-7 57.1%	2nd Half: 2-6 33.3%	Game: 46.2%	REBOUNDS
F Throw % 1st Half: 3-4 75.0%	2nd Half: 12-13 92.3%	Game: 88.2%	2

Saint Joseph's (15-7; 5-3 A-10)

			tot-fg		3-pt				rebounds									
##	Player		fg	fga	fg	fga	ft	fta	of	de	tot	pf	tp	a	to	blk	s	min
13	ROBERTS, Ronald	f	6	10	0	0	7	14	3	6	9	3	19	0	4	4	1	39
43	BEMBRY, DeAndre	f	0	6	0	3	5	8	1	1	2	3	5	0	2	1	1	25
45	KANACEVIC, Halil	f	3	7	0	1	3	4	4	5	9	4	9	2	5	2	0	39
10	GALLOWAY, L	g	3	13	0	4	0	0	3	3	6	1	6	2	1	2	2	39
24	WILSON, Chris	g	1	8	0	5	3	4	0	3	3	3	5	1	4	0	3	31
15	MILES, Isaiah		0	1	0	1	0	0	0	2	2	0	0	0	0	0	0	6
32	NDAO, Papa		2	2	1	1	0	0	0	1	1	1	5	0	1	0	1	20
34	BAUMANN, Javon		0	0	0	0	0	0	0	0	0	0	0	0	0	0	0	1
	TEAM								1		1							
	Totals.....		15	47	1	15	18	30	12	21	33	15	49	5	17	9	8	200

TOTAL FG% 1st Half: 6-22 27.3%	2nd Half: 9-25 36.0%	Game: 31.9%	DEADBALL
3-Pt. FG% 1st Half: 1-6 16.7%	2nd Half: 0-9 0.0%	Game: 6.7%	REBOUNDS
F Throw % 1st Half: 9-12 75.0%	2nd Half: 9-18 50.0%	Game: 60.0%	5

Officials: Wally Rutecki, Kenneth Clark, Paul Faia
Technical fouls: Saint Louis-None. Saint Joseph's-None.
Attendance: 4,076

Score by Periods	1st	2nd	Total
Saint Louis	35	30	65
Saint Joseph's	22	27	49

Game 23: February 8, 2014 - Hagan Arena
SJU 69 - VCU 62

Langston Galloway scored a game-high 24 points and **DeAndre' Bembry** added 18 as Saint Joseph's held off VCU, 69-62, at Hagan Arena. Galloway shot 8-for-14 from the field while **Halil Kanacevic** posted game-highs of 10 rebounds and seven assists. After a three by Kanacevic, Saint Joseph's took its biggest lead of the game, 63-50, on a dunk by Roberts off a lob from Bembry with 5:56 to play, VCU chipped away at the lead, running off 10 straight points to close to 63-60 with 2:56 to play. The teams then traded baskets, with Bembry hitting a layup at 1:28 to put SJU up 65-60, and then VCU scored with 1:15 left to cut the Rams' deficit to 65-62. After a Saint Joseph's miss, the Rams were stopped on the next possession as Kanacevic took a charge with 32.9 seconds to play. SJU then put the game away from the foul line with Galloway and **Chris Wilson** each hitting a pair in the final 25 seconds. Saint Joseph's, which was without sixth man **Papa Ndao** because of the flu, handled VCU's pressure defense from the start and the teams were close throughout the first half. With the game tied, 20-20, SJU scored six straight to take a 26-20 lead. The Hawks took their biggest lead of the first half, 34-24, on a three by Bembry at 1:29. VCU answered with a jumper from Johnson to cut SJU's lead to 34-26 at halftime.

VCU (19-5; 7-2 A-10)

			tot-fg		3-pt				rebounds									
##	Player		fg	fga	fg	fga	ft	fta	of	de	tot	pf	tp	a	to	blk	s	min
15	REDDIC,Juvonte	f	7	12	0	0	3	7	4	4	8	2	17	2	4	2	3	33
02	WEBER,Briante	g	4	8	0	0	3	3	1	1	2	4	11	4	2	0	1	27
11	BRANDENBERG	g	1	1	1	1	0	0	0	2	2	2	3	0	0	0	0	26
20	BURGESS,Jordan	g	1	4	0	2	0	0	1	2	3	2	2	2	0	0	2	27
21	GRAHAM,Treveon	g	5	16	1	3	2	2	1	7	8	3	13	2	1	0	1	30
01	LEWIS,JeQuan		1	5	0	2	0	0	0	3	3	2	2	1	3	0	0	16
04	SHANNON,T		0	1	0	0	0	0	0	1	1	1	0	0	0	0	0	3
12	ALIE-COX,Mo		0	0	0	0	0	0	0	0	0	0	0	0	0	0	1	9
23	GUEST,Jarred		0	2	0	0	0	0	0	0	0	1	0	1	0	0	0	6
32	JOHNSON,Melvin		6	11	2	6	0	0	0	3	3	2	14	0	0	0	1	23
	TEAM								4	1	5							
	Totals.....		25	60	4	14	8	12	11	24	35	19	62	12	10	2	9	200

TOTAL FG% 1st Half: 11-27 40.7%	2nd Half: 14-33 42.4%	Game: 41.7%	DEADBALL
3-Pt. FG% 1st Half: 1-6 16.7%	2nd Half: 3-8 37.5%	Game: 28.6%	REBOUNDS
F Throw % 1st Half: 3-3 100%	Half: 5-9 55.6%	Game: 66.7%	2

Saint Joseph's (16-7; 6-3 A-10)

			tot-fg		3-pt				rebounds									
##	Player		fg	fga	fg	fga	ft	fta	of	de	tot	pf	tp	a	to	blk	s	min
13	ROBERTS, Ronald	f	3	7	0	0	3	5	4	5	9	2	9	1	4	2	0	36
43	BEMBRY, DeAndre	f	8	13	1	4	1	5	2	4	6	1	18	3	2	1	3	35
45	KANACEVIC, Halil	f	3	9	1	2	0	0	3	7	10	4	7	7	2	2	2	40
10	GALLOWAY, L	g	8	14	3	8	5	6	2	4	6	2	24	1	1	0	1	39
24	WILSON, Chris	g	2	12	1	6	2	2	0	3	3	1	7	1	3	1	0	34
00	MASCHMEYER, E		0	0	0	0	0	0	0	2	2	1	0	0	0	0	0	2
11	QUARLES, Daryus		1	2	0	1	2	2	0	0	0	1	4	0	0	0	0	10
15	MILES, Isaiah		0	0	0	0	0	0	0	0	0	0	0	0	0	0	0	4
	TEAM								2	1	3							
	Totals.....		25	57	6	21	13	20	13	26	39	12	69	13	12	6	6	200

TOTAL FG% 1st Half: 14-33 42.4%	2nd Half: 11-24 45.8%	Game: 43.9%	DEADBALL
3-Pt. FG% 1st Half: 2-10 20.0%	2nd Half: 4-11 36.4%	Game: 28.6%	REBOUNDS
F Throw % 1st Half: 4-8 50.0%	2nd Half: 9-12 75.0%	Game: 65.0%	2

Officials: Ed Corbett, Bill McCarthy, Earl Walton
Technical fouls: VCU-None. Saint Joseph's-None.
Attendance: 4,200

Score by Periods	1st	2nd	Total
VCU	26	36	62
Saint Joseph's	34	35	69

Game 24: February 15, 2014 - Gola Arena - Philadelphia, Pa.
SJU 75 - La Salle 64

Playing at Tom Gola Arena for the first time in nearly 13 years, Saint Joseph's defeated La Salle, 75-64. All five SJU starters finished in double figures, led by **Langston Galloway's** 18 points. After going scoreless in the first half, **DeAndre' Bembry** made 5-of-7 from the floor in the second to finish with 16 points. **Ronald Roberts** added 15 points, while **Halil Kanacevic** and **Chris Wilson** chipped in with 10 points apiece. SJU led from the 15:08 mark of the first half, but La Salle pulled within 68-62 with 2:10 to play. Galloway then made a pair of free throws to give SJU a 70-62 lead with over a minute to go before Kanacevic added another at :55. La Salle answered right back to come within 71-64 with 49.2 to go but Galloway and Roberts sank a pair of free throws apiece to salt away the win. Kanacevic was whistled for his third foul early in the second half, but the Hawks built up their lead without their top assist man. A pair of three-point plays by Bembry, followed by a layup by Galloway, gave the Hawks their biggest lead, 46-30, at 15:33. After LSU cut it to 56-48 with 10:53 remaining, a drive by Bembry gave the Hawks' another 10-point cushion, 58-48, followed by a pair of Galloway free throws and a three from Bembry put SJU's lead back up to 63-48. The Explorers then went on a 14-5 run to get within two possessions late. Saint Joseph's shot 53.6 percent from the field in the first half and led for most of the period. La Salle came within three at 27-24 with 3:28 to go, but the Hawks ended the half with a 9-2 run. A three by Galloway at :14 put the Hawks ahead by double digits for the first time, 36-26, at intermission. Roberts led the way, making all five shots in the half and scoring 12 points, while Galloway added 10.

Saint Joseph's (17-7, 7-3 A-10)

			tot-fg		3-pt				rebounds									
##	Player		fg	fga	fg	fga	ft	fta	of	de	tot	pf	tp	a	to	blk	s	min
13	ROBERTS, Ronald	f	5	9	0	0	5	6	1	3	4	2	15	1	1	3	0	37
43	BEMBRY, DeAndre	f	5	12	1	3	5	6	1	4	5	2	16	1	1	1	3	39
45	KANACEVIC, Halil	f	4	6	1	2	1	2	0	6	6	3	10	6	3	4	1	33
10	GALLOWAY, L	g	5	12	2	7	6	6	1	3	4	2	18	1	0	0	0	39
24	WILSON, Chris	g	4	7	1	3	1	2	0	3	3	2	10	3	2	0	1	34
00	MASCHMEYER, E		0	0	0	0	0	0	0	0	0	0	0	0	0	0	0	1
15	MILES, Isaiah		1	2	1	1	0	0	0	1	1	1	3	0	1	0	0	4
32	NDAO, Papa		1	3	1	1	0	0	1	1	2	0	3	1	0	0	1	13
	TEAM								2	2	4							
	Totals.....		25	51	7	17	18	22	6	23	29	12	75	13	8	8	6	200

TOTAL FG% 1st Half: 15-28 53.6%	2nd Half: 10-23 43.5%	Game: 49.0%	DEADBALL
3-Pt. FG% 1st Half: 4-10 40.0%	2nd Half: 3-7 42.9%	Game: 41.2%	REBOUNDS
F Throw % 1st Half: 2-2 100%	2nd Half: 16-20 80.0%	Game: 81.8%	1

La Salle (12-12, 4-6 A-10)

			tot-fg		3-pt				rebounds									
##	Player		fg	fga	fg	fga	ft	fta	of	de	tot	pf	tp	a	to	blk	s	min
25	WRIGHT, Jerrell	f	6	14	0	0	4	7	9	6	15	4	16	0	1	0	1	23
00	ZACK, Steve	c	2	8	0	0	0	0	1	7	8	4	4	2	0	2	0	28
01	PETERSON, D.J.	g	1	2	1	2	0	0	0	0	0	1	3	1	0	0	0	21
03	DUREN, Tyreek	g	6	9	3	4	0	0	0	4	4	1	15	5	4	0	1	37
10	MILLS, Sam	g	0	5	0	3	0	0	0	2	2	4	0	2	0	0	0	23
05	DUNN, Taylor		3	5	3	5	0	0	1	1	2	1	9	1	1	0	0	12
21	GARLAND, Tyrone		5	12	3	6	2	2	0	1	1	0	15	2	3	0	0	29
23	LEWIS, Khalid		0	4	0	2	0	0	0	0	0	4	0	0	1	0	0	8
30	DAVIS, Jermaine		0	0	0	0	0	0	0	0	0	0	0	0	1	0	0	4
35	BROWN, Rohan		1	4	0	1	0	0	2	2	4	0	2	0	2	0	0	15
	TEAM								3	1	4							
	Totals.....		24	63	10	23	6	9	16	24	40	19	64	13	13	2	2	200

TOTAL FG% 1st Half: 10-31 32.3%	2nd Half: 14-32 43.8%	Game: 38.1%	DEADBALL
3-Pt. FG% 1st Half: 4-12 33.3%	2nd Half: 6-11 54.5%	Game: 43.5%	REBOUNDS
F Throw % 1st Half: 2-2 100%	2nd Half: 4-7 57.1%	Game: 66.7%	2

Officials: Andrew Marrotta, Paul Faia, Gary Pucino
Technical fouls: Saint Joseph's-None. La Salle-None.
Attendance: 3,041

Score by Periods	1st	2nd	Total
Saint Joseph's	36	39	75
La Salle	26	38	64

Game 25: February 19, 2014 - Ryan Center - Kingston, R.I.
SJU 57 - Rhode Island 54

Ronald Roberts, Jr., tallied 11 of his game-high 18 points in the second half to lead Saint Joseph's back from a 10-point deficit to defeat Rhode Island, 57-54, at the Ryan Center. **Halil Kanacevic** and **DeAndre' Bembry** chipped in with 12 points apiece, while Roberts and Kanacevic each corralled nine rebounds. Trailing 38-28 with 14:27 to go in the game, Saint Joseph's went on a 9-0 run that featured five points from Bembry. A pair of URI free throws at 10:55 to go pushed its lead back to three, but Roberts hit 1-of-2 from the line and then converted a layup to tie the game, 40-40, at the 9:57 mark. The teams traded baskets over the next five minutes, with the Hawks taking their first lead since the 12:06 mark of the first half on a three-pointer by **Langston Galloway** that made it a 46-44 game with 7:21 to go. With 5:17 to play, Roberts hit a pair from the line to put SJU ahead, 50-48, before **Papa Ndao** drained a three with 4:37 on the clock to give the Hawks their largest lead of the game. Rhode Island got a pair of free throws to get back within three, but Kanacevic hit a layup to restore the five-point margin at 55-50 with 3:20 left. A pair of URI baskets pulled them to 55-54 with 2:21 left. After missed three-pointers by both teams, Kanacevic pulled down a key offensive rebound with a minute to go; he then found a seam and coasted to the basket for a layup to make it a 57-54 lead with 34 seconds left. The Rams were able to get off a pair of shots, but a three-pointer in the final seconds was offline, and **Chris Wilson** picked up the rebound and dribbled out the clock to seal the win. Rhode Island held a 33-25 lead at halftime. Bembry scored seven of the Hawks' first nine in the contest, but was whistled for his second foul of the game with 15:27 to go in the frame and only played six minutes in the first half.

Saint Joseph's (18-7, 8-3 A-10)

			tot-fg		3-pt				rebounds									
##	Player		fg	fga	fg	fga	ft	fta	of	de	tot	pf	tp	a	to	blk	s	min
13	ROBERTS, Ronald	f	7	12	0	0	4	6	0	9	9	4	18	2	1	0	1	40
43	BEMBRY, DeAndre	f	5	6	2	2	0	0	1	1	2	4	12	1	2	0	2	26
45	KANACEVIC, Halil	f	5	9	0	1	2	4	2	7	9	4	12	4	2	0	0	28
10	GALLOWAY, L	g	2	12	1	6	1	2	0	3	3	1	6	1	0	1	2	40
24	WILSON, Chris	g	1	3	0	1	0	0	0	3	3	1	2	2	2	0	0	40
00	MASCHMEYER, E	0	0	0	0	0	0	0	0	0	0	0	0	0	0	0	0+	
11	QUARLES, Daryus		1	1	0	0	2	2	0	1	1	0	4	0	0	0	0	7
15	MILES, Isaiah		0	1	0	1	0	0	1	0	1	0	0	0	0	0	0	2
32	NDAO, Papa		1	5	1	5	0	0	0	0	0	1	3	1	0	0	0	17
	TEAM									2	2							
	Totals.....		22	49	4	16	9	14	4	26	30	15	57	11	7	1	5	200

TOTAL FG% 1st Half: 10-28 35.7%	2nd Half: 12-21 57.1%	Game: 44.9%	DEADBALL
3-Pt. FG% 1st Half: 1-10 10.0%	2nd Half: 3-6 50.0%	Game: 25.0%	REBOUNDS
F Throw % 1st Half: 4-5 80.0%	2nd Half: 5-9 55.6%	Game: 64.3%	3

Rhode Island (11-16, 2-10 A-10)

			tot-fg		3-pt				rebounds									
##	Player		fg	fga	fg	fga	ft	fta	of	de	tot	pf	tp	a	to	blk	s	min
12	MARTIN, Hassan	f	2	6	0	0	0	2	2	3	5	1	4	1	0	2	0	35
55	BIRUTA, Gilvydas	f	5	11	0	2	0	0	2	4	6	3	10	2	0	0	0	31
00	MATTHEWS, E.C.	g	6	13	1	4	4	4	0	4	4	3	17	5	1	1	2	35
05	MUNFORD, Xavier	g	3	9	0	3	1	3	0	5	5	0	7	5	3	0	0	34
13	BUCHANAN, T.J.	g	2	6	1	2	0	0	1	3	4	2	5	1	1	0	0	33
02	REISCHEL, Jarelle		2	8	1	3	1	2	0	2	2	1	6	0	3	0	0	19
11	BUTLER, Matthew		0	0	0	0	0	0	0	0	0	0	0	0	0	0	0	0+
14	ONYEKABA, Ifeanyi		0	0	0	0	5	6	2	3	5	3	5	0	0	0	0	13
	TEAM								3	1	4							
	Totals.....		20	53	3	14	11	17	10	25	35	13	54	14	8	3	2	200

TOTAL FG% 1st Half: 13-31 41.9%	2nd Half: 7-22 31.8%	Game: 37.7%	DEADBALL
3-Pt. FG% 1st Half: 3-10 30.0%	2nd Half: 0-4 0.0%	Game: 21.4%	REBOUNDS
F Throw % 1st Half: 4-5 80.0%	2nd Half: 7-12 58.3%	Game: 64.7%	3

Officials: Brian O'Connell, Donnie Eppley, Gary Prager
Technical fouls: Saint Joseph's-None. Rhode Island-None.
Attendance: 4,712

Score by Periods	1st	2nd	Total
Saint Joseph's	25	32	57
Rhode Island	33	21	54

Game 26: February 22, 2014 - Hagan Arena
SJU 87 - Fordham 72

Langston Galloway hit a school-record 10 three-pointers and scored a career-high 33 points to lead Saint Joseph's to an 87-72 win over Fordham at Hagan Arena. Galloway made 10-of-15 from behind the arc to eclipse the record of nine three-pointers previously set by Brian Leahy vs. Duquesne on Jan. 17, 1988. The senior finished the game shooting 11-for-18 overall from the field. **Ronald Roberts, Jr.** had 13 points and a team-high 13 rebounds for the Hawks, while **DeAndre' Bembry** scored 13 and **Halil Kanacevic** added 10 points and five assists. The Hawks used their three-point shooting to go on a 21-2 run early in the second half, scoring three points on each of seven straight possessions. Galloway knocked down five three-pointers in the four-minute stretch, while **Chris Wilson** also hit a three and Kanacevic had a three-point play. At the end of the run, SJU held a 65-36 lead, its largest of the game. Galloway connected on the record-tying three-pointer with 10:40 to play and then hit the record-setting field goal just 31 seconds later at 10:09 to give SJU a 71-42 lead. The Hawks scored the first seven points of the game and built up a quick 18-7 lead, helped by two three-pointers from Galloway. Another three by Galloway and five points from Bembry pushed SJU's advantage to 37-15, their biggest of the half. Fordham would close out the half with a 13-3 run to cut the deficit to 42-30 at halftime. Although SJU shot 60 percent from the field in the first half, the Hawks committed nine turnovers, and followed that with 10 in the second half.

Fordham (9-16; 2-10 A-10)

			tot-fg		3-pt				rebounds									
##	Player		fg	fga	fg	fga	ft	fta	of	de	tot	pf	tp	a	to	blk	s	min
30	RHOOMES, Ryan	f	3	4	0	0	0	0	2	4	6	5	6	0	0	0	0	22
00	FRAZIER, Branden	g	1	8	0	3	0	0	0	2	2	0	2	4	2	0	1	19
01	THOMAS, Mandell	g	2	8	2	4	0	0	2	1	3	0	6	1	1	0	1	25
13	WHITEHEAD, Chris	g	0	1	0	0	0	0	2	1	3	2	0	2	0	0	4	19
24	SMITH, Bryan	g	10	17	6	11	2	3	0	2	2	2	28	3	1	0	3	31
02	LEONARD, Travion		3	6	0	0	0	0	2	1	3	4	6	0	0	0	1	16

03	MASSIMINO, Matt	0	0	0	0	0	0	0	0	0	0	0	0	0	0	0	2
10	SEVERE, Jon	4	13	1	5	3	4	1	0	1	2	12	1	4	1	3	31
22	MYERS, Jermaine	2	4	1	3	0	0	0	0	0	1	5	1	0	0	0	12
25	WALSH, Leo	1	2	0	0	0	0	0	0	0	0	2	1	0	0	1	2
32	GAITLEY, DC	0	0	0	0	0	0	0	0	0	0	0	0	0	0	0	1
42	CANTY, Ryan	2	6	0	0	1	2	3	3	6	2	5	2	0	2	1	20
	TEAM							2		2							
	Totals.....	28	69	10	26	6	9	14	14	28	18	72	15	8	3	15	200

TOTAL FG% 1st Half: 13-33 39.4% 2nd Half: 15-36 41.7% Game: 40.6% DEADBALL
3-Pt. FG% 1st Half: 3-9 33.3% 2nd Half: 7-17 41.2% Game: 38.5% REBOUNDS
F Throw % 1st Half: 1-1 100% 2nd Half: 5-8 62.5% Game: 66.7% 2

Saint Joseph's (19-7; 9-3 A-10)

			tot-fg		3-pt				rebounds									
##	Player		fg	fga	fg	fga	ft	fta	of	de	tot	pf	tp	a	to	blk	s	min
13	ROBERTS, Ronald	f	4	4	0	0	5	8	3	6	9	0	13	3	5	1	0	29
43	BEMBRY, DeAndre	f	5	9	3	4	0	0	1	2	3	4	13	2	3	0	0	22
45	KANACEVIC, Halil	f	4	4	0	0	2	2	1	6	7	3	10	5	4	3	1	28
10	GALLOWAY, L	g	11	18	10	15	1	1	1	3	4	2	33	1	0	1	0	37
24	WILSON, Chris	g	1	5	1	4	6	8	0	4	4	0	9	4	1	0	0	31
00	MASCHMEYER, E		0	1	0	1	0	0	1	0	1	0	0	0	1	0	0	5
11	QUARLES, Daryus		0	2	0	2	0	0	0	1	1	2	0	0	0	0	0	18
15	MILES, Isaiah		2	3	0	1	0	0	1	2	3	1	4	0	3	0	0	11
20	CASPER, Brendan		1	1	0	0	0	0	1	0	1	0	2	0	0	0	0	1
25	KINDLER, Eric		0	0	0	0	0	0	0	0	0	0	0	0	0	0	0	1
32	NDAO, Papa		1	2	1	2	0	0	0	0	0	1	3	2	1	0	1	14
34	BAUMANN, Javon		0	0	0	0	0	0	0	1	1	0	0	0	1	0	0	2
41	KELLY, Colin		0	0	0	0	0	0	0	0	0	0	0	0	0	0	0	1
	TEAM								2		2							
	Totals.....		29	49	15	29	14	19	9	27	36	13	87	17	19	5	2	200

TOTAL FG% 1st Half: 15-25 60.0% 2nd Half: 14-24 58.3% Game: 59.2% DEADBALL
3-Pt. FG% 1st Half: 7-13 53.8% 2nd Half: 8-16 50.0% Game: 51.7% REBOUNDS
F Throw % 1st Half: 5-7 71.4% 2nd Half: 9-12 75.0% Game: 73.7% 3

Officials: Eric Anderson, Clarence Armstrong, Frank Scagliotta
Technical fouls: Fordham-None. Saint Joseph's-None.
Attendance: 4,200

Score by Periods	1st	2nd	Total
Fordham	30	42	72
Saint Joseph's	42	45	87

Game 27: February 25, 2014 - Hagan Arena
SJU 79 - Dayton 53

Ronald Roberts, Jr. scored 22 points and **Chris Wilson** had a career-high 20 points as Saint Joseph's scored a convincing 79-53 win over Dayton at Hagan Arena. The win was the fifth in a row for Saint Joseph's while snapping Dayton's six-game winning streak, and handing the Flyers their worst loss of the season. It was the 20th win for SJU, marking the first 20-win season since 2007-08. Wilson shot a perfect 8-for-8 from the field, while Roberts hit 8-of-11 field goals. **DeAndre' Bembry s**cored 12 points while **Halil Kanacevic** added 10 points, eight rebounds, eight assists and four blocked shots. Wilson and Roberts each scored 11 points in the first half as the Hawks quickly built up a double-digit lead. SJU scored the first eight points of the game and never looked back, taking a 10-1 lead in the first four minutes, and expanding it to 17-6 with seven straight points from Roberts. Back-to-back three-pointers from **Papa Ndao** built SJU's lead to its biggest of the half, 37-18, and the Hawks went into intermission holding a 39-20 lead. The Hawks kept rolling in the second half and maintained a 20-plus point lead most of the way. The Hawks took their largest margin of the game, 77-47, on a three-pointer by Bembry with 2:10 to play. Saint Joseph's made 58.3 percent from the field in the game and connected on 60 percent (9-of-15) from three-point range. Dayton hit just 31.7 percent and 22.7 percent from behind the arc.

Dayton (19-9; 7-6 A-10)

			tot-fg		3-pt				rebounds									
##	Player		fg	fga	fg	fga	ft	fta	of	de	tot	pf	tp	a	to	blk	s	min
05	OLIVER,Devin	f	4	8	2	5	0	0	4	7	11	0	10	1	3	0	0	29
21	PIERRE, Dyshawn	f	3	11	0	2	0	0	6	2	8	0	6	1	1	0	0	28
35	KAVANAUGH, M	c	0	3	0	0	0	0	1	3	4	3	0	2	0	0	0	12
00	PRICE, Khari	g	1	3	1	3	0	0	0	0	0	0	3	0	1	0	0	13
24	SIBERT, Jordan	g	1	8	1	5	0	0	0	0	0	1	3	0	1	0	1	20
03	DAVIS, Kyle		2	3	1	2	0	0	0	2	2	1	5	1	0	0	1	9
11	SMITH, Scoochie		2	7	0	3	0	0	0	1	1	2	4	1	1	1	0	28
12	ROBINSON, Jalen		4	9	0	1	5	5	3	1	4	2	13	0	0	1	0	15
22	POLLARD, Kendall		1	1	0	0	1	3	0	3	3	2	3	1	1	0	0	8
23	VONDERHAAR, B		0	0	0	0	0	0	0	0	0	0	0	0	0	0	0	1
25	GAVRILOVIC, Alex		1	1	0	0	1	2	0	0	0	0	3	0	0	0	0	5
40	SCOTT, Devon		0	2	0	0	1	4	2	0	2	2	1	1	1	0	1	11
43	SANFORD, Vee		1	7	0	1	0	0	0	0	0	1	2	0	2	0	1	21
	TEAM								5		5							
	Totals.....		20	63	5	22	8	14	21	19	40	14	53	8	11	2	4	200

TOTAL FG% 1st Half: 8-30 26.7% 2nd Half: 12-33 36.4% Game: 31.7% DEADBALL
3-Pt. FG% 1st Half: 2-11 18.2% 2nd Half: 3-11 27.3% Game: 22.7% REBOUNDS
F Throw % 1st Half: 2-3 66.7% 2nd Half: 6-11 54.5% Game: 57.1% 6

Saint Joseph's (20-7; 10-3 A-10)

			tot-fg		3-pt				rebounds									
##	Player		fg	fga	fg	fga	ft	fta	of	de	tot	pf	tp	a	to	blk	s	min
13	ROBERTS, Ronald	f	8	11	0	0	6	10	0	7	7	1	22	0	1	2	0	34
43	BEMBRY, DeAndre	f	3	8	2	2	4	4	1	1	2	4	12	4	1	1	2	25
45	KANACEVIC, Halil	f	3	5	1	2	3	5	1	7	8	3	10	8	1	4	1	36
10	GALLOWAY, L	g	3	9	1	4	0	0	1	3	4	0	7	2	0	1	2	37
24	WILSON, Chris	g	8	8	3	3	1	1	0	2	2	0	20	3	1	0	1	35
00	MASCHMEYER, E		0	1	0	0	0	0	0	0	0	0	0	1	1	0	0	3
11	QUARLES, Daryus		1	1	0	0	0	0	0	1	1	0	2	0	1	0	0	6
15	MILES, Isaiah		0	1	0	1	0	0	0	0	0	2	0	0	0	0	0	3
20	CASPER, Brendan		0	0	0	0	0	0	0	0	0	1	0	0	0	0	0	2
32	NDAO, Papa		2	4	2	3	0	0	0	0	0	1	6	1	0	0	0	16
34	BAUMANN, Javon		0	0	0	0	0	0	0	1	1	0	0	0	0	0	0	2
41	KELLY, Colin		0	0	0	0	0	0	0	0	0	0	0	0	0	0	0	1
	TEAM								2	2								
	Totals.....		28	48	9	15	14	20	3	24	27	12	79	19	6	8	6	200

TOTAL FG% 1st Half: 15-24 62.5% 2nd Half: 13-24 54.2% Game: 58.3% DEADBALL
3-Pt. FG% 1st Half: 4-6 66.7% 2nd Half: 5-9 55.6% Game: 60.0% REBOUNDS
F Throw % 1st Half: 5-7 71.4% 2nd Half: 9-13 69.2% Game: 70.0% 2

Officials: Lamar Simpson, Joe Lindsay, Roger Ayers
Technical fouls: Dayton-None. Saint Joseph's-None.
Attendance: 4,051

Score by Periods	1st	2nd	Total
Dayton	20	33	53
Saint Joseph's	39	40	79

Game 28: March 1, 2014 - Reilly Center - Olean, N.Y.
SJU 83 - St. Bonaventure 74

Langston Galloway scored 27 points to lead Saint Joseph's to an 83-74 victory over St. Bonaventure at the Reilly Center, for the Hawks' sixth straight win.**DeAndre' Bembry** added 18, **Ronald Roberts, Jr.**, had 15, and Isaiah Miles chipped in with 11 off the bench. Galloway also pulled in a game-high eight rebounds. Saint Joseph's held a 40-35 lead at halftime, but the Bonnies went ahead for the first time since early in the game, 45-44, with 16:54 to play. The teams then traded baskets, and with the score at 47-46, the Hawks embarked on an 8-0 to take the lead for good, punctuated by a three-point play from Galloway at 12:48 that made it 54-47. St. Bonaventure cut it to four with 12:34 to go, but Galloway scored the next five points to extend the margin to nine with 11:43 remaining. The Bonnies answered with a 7-1 spurt that cut the margin to 60-57, with 10:11 to play. The Bonnies would get no closer, however, as Miles scored five straight to cap off a 10-2 run that put the Hawks up, 70-59, at the 5:57 mark. St. Bonaventure would score seven of the next nine to get within six, but a baseline jumper from Bembry made it a 74-66 game with just 2:15 on the clock. From there, the Hawks went 7-of-8 from the free-throw line to ice the victory, part of a 21-of-24 (87.5%) effort from the line. In the first half, SJU led, 24-13, but the Bonnies then put together a 10-2 run to cut the Hawk lead to 26-23 at 7:58. Saint Joseph's notched seven of the next nine points to go up 33-25, with 4:07 left in the half. A Galloway jumper extended the lead to 35-26 before a quick 5-0 spurt for SBU cut it to 35-31 with 1:35 left, and the Hawks would hold a 40-35 lead at the half. Saint Joseph's shot 54.0 percent in the game, including a blistering 63.6% in the second half.

Saint Joseph's (21-7; 11-3 A-10)

			tot-fg		3-pt				rebounds									
##	Player		fg	fga	fg	fga	ft	fta	of	de	tot	pf	tp	a	to	blk	s	min
13	ROBERTS, Ronald	f	7	8	0	0	1	2	2	4	6	5	15	1	4	2	2	38
43	BEMBRY, DeAndre	f	5	9	1	3	7	8	0	3	3	3	18	1	3	1	0	33
45	KANACEVIC, Halil	f	2	2	1	1	0	0	0	4	4	5	5	5	2	5	0	19
10	GALLOWAY, L	g	8	19	3	10	8	9	2	6	8	3	27	4	1	1	1	40
24	WILSON, Chris	g	1	5	0	3	2	2	1	4	5	0	4	3	2	0	1	37
15	MILES, Isaiah		3	5	2	4	3	3	1	3	4	1	11	0	2	0	0	18
32	NDAO, Papa		1	2	1	2	0	0	0	2	2	4	3	1	2	0	1	15
	TEAM								1		1							
	Totals.....		27	50	8	23	21	24	7	26	33	21	83	15	16	9	5	200

TOTAL FG% 1st Half: 13-28 46.4% 2nd Half: 14-22 63.6% Game: 54.0% DEADBALL
3-Pt. FG% 1st Half: 6-15 40.0% 2nd Half: 2-8 25.0% Game: 34.8% REBOUNDS
F Throw % 1st Half: 8-8 100% 2nd Half: 13-16 81.3% Game: 87.5% 3

St. Bonaventure (16-13; 6-9 A-10)

			tot-fg		3-pt				rebounds									
##	Player		fg	fga	fg	fga	ft	fta	of	de	tot	pf	tp	a	to	blk	s	min
33	SIMMONS, M	f	5	13	0	0	3	3	3	2	5	4	13	1	1	0	0	28
35	NDOYE, Youssou	c	3	8	0	0	4	6	2	4	6	3	10	0	1	1	1	34
03	KLOOF, Charlon	g	3	5	1	1	4	4	0	3	3	5	11	5	2	1	2	38
23	CUMBERBATCH, A	g	2	3	0	0	1	2	1	2	3	3	5	0	1	0	0	18
24	WRIGHT, Matthew	g	9	19	3	9	6	6	1	2	3	1	27	4	5	0	3	40
05	GATHERS, Jordan		1	6	0	3	0	0	0	1	1	4	2	0	3	0	1	13
12	GREGG, Denzel		2	2	0	0	0	0	1	1	2	1	4	1	0	0	0	11
15	DEES, Chris		0	0	0	0	0	0	0	0	0	1	0	0	0	0	0	3
21	WRIGHT, Dion		1	5	0	0	0	0	1	1	2	0	2	0	0	0	0	15
	TEAM								1	1	2							
	Totals.....		26	61	4	13	18	21	10	17	27	22	74	11	13	2	7	200

TOTAL FG% 1st Half: 14-31 45.2% 2nd Half: 12-30 40.0% Game: 42.6% DEADBALL
3-Pt. FG% 1st Half: 2-5 40.0% 2nd Half: 2-8 25.0% Game: 30.8% REBOUNDS
F Throw % 1st Half: 5-7 71.4% 2nd Half: 13-14 92.9% Game: 85.7% 1

Officials: Winston Stith, Anthony Jordan, Kenneth Clark
Technical fouls: Saint Joseph's-None. St. Bonaventure-None.
Attendance: 3,975

Score by Periods	1st	2nd	Total
Saint Joseph's	40	43	83
St. Bonaventure	35	39	74

Game 29: March 5, 2014 - Smith Center - Washington, D.C.
George Washington 76 - SJU 71

DeAndre' Bembry scored a career-high 22 points, but Saint Joseph's saw its six-game winning streak come to an end with a 76-71 setback to George Washington at the Smith Center. **Ronald Roberts** scored 16 points, **Chris Wilson** netted 14 and **Langston Galloway** had 10, while Bembry tied his career-high with eight assists. Saint Joseph's led by as many as nine in the second half, 54-45, with 11:00 to play. GW answered with a 9-0 spurt over the next 2:38, tying the game at 55-55 with 8:22 to go. The teams traded baskets before GW hit a three-point play at 6:55, go up, 61-58. It was the fifth foul called on **Halil Kanacevic**, and from that point, the Colonials held on to the lead for the duration. Bembry pulled the Hawks back within a basket at 62-60, but GW scored the next five points to take a 67-60 lead with 1:45 to play. Wilson answered with a three-pointer to cut the margin to 67-63 with 1:23 left, but SJU could not get closer than four points the rest of the way. In the first half, Saint Joseph's held the early lead, but only made two of their next 12 shots while the Colonials used a 9-0 run to take a 13-10 lead with 13:21 left. With Kanacevic whistled for his second foul early, GW took advantage of his absence, pushing the margin to 30-16 with 5:32 to go. From there, the Hawks clamped down defensively, keeping the Colonials off the scoreboard and scoring the final 16 points of the first half to take a 32-30 lead into the locker room. Roberts scored all six of his first-half points during the run, including a dunk with 1:09 to go to put the Hawks on top for the first time since early in the game.

Saint Joseph's (21-8; 11-4 A-10)

			tot-fg		3-pt				rebounds									
##	Player		fg	fga	fg	fga	ft	fta	of	de	tot	pf	tp	a	to	blk	s	min
13	ROBERTS, Ronald	f	7	8	0	0	2	6	4	4	8	4	16	2	0	2	0	36
43	BEMBRY, DeAndre	f	8	14	2	6	4	8	1	4	5	4	22	8	5	0	1	40
45	KANACEVIC, Halil	f	2	4	0	0	0	0	1	0	1	5	4	0	0	1	0	13
10	GALLOWAY, L	g	3	13	2	9	2	2	0	3	3	3	10	4	0	0	1	40
24	WILSON, Chris	g	3	10	3	5	5	6	1	5	6	2	14	2	1	0	2	40
15	MILES, Isaiah		2	6	1	5	0	0	1	4	5	2	5	3	0	0	0	22
32	NDAO, Papa		0	1	0	1	0	0	0	1	1	2	0	0	1	0	0	9
	TEAM								1	2	3							
	Totals.....		25	56	8	26	13	22	9	23	32	22	71	19	7	3	4	201

TOTAL FG% 1st Half: 12-27 44.4%	2nd Half: 13-29 44.8%	Game: 44.6%	DEADBALL
3-Pt. FG% 1st Half: 4-11 36.4%	2nd Half: 4-15 26.7%	Game: 30.8%	REBOUNDS
F Throw % 1st Half: 4-6 66.7%	2nd Half: 9-16 56.3%	Game: 59.1%	4

George Washington (22-7; 10-5 A-10)

			tot-fg		3-pt				rebounds									
##	Player		fg	fga	fg	fga	ft	fta	of	de	tot	pf	tp	a	to	blk	s	min
21	LARSEN, Kevin	f	2	3	0	0	1	2	0	6	6	3	5	6	0	1	0	31
30	MIKIC, Nemanja	f	0	2	0	2	0	0	0	1	1	1	0	1	0	0	1	11
32	ARMWOOD, Isaiah	f	6	11	0	0	3	7	5	6	11	2	15	2	1	1	1	36
01	CREEK, Maurice	g	5	13	4	8	6	8	1	4	5	4	20	1	3	0	0	36
22	MCDONALD, Joe	g	7	13	4	6	0	0	2	4	6	2	18	4	5	0	0	33
03	CARTAGENA, M		0	0	0	0	0	0	0	0	0	0	0	0	0	0	0	1
05	GRIFFIN, Nick		0	1	0	0	0	0	0	1	1	1	0	0	0	0	0	5
13	GARINO, Patricio		5	10	1	3	6	8	1	3	4	2	17	1	2	1	1	34
33	MARAGKOS, Paris		0	1	0	1	0	0	0	0	0	0	0	0	0	0	0	4
34	KOPRIVA, John		0	1	0	0	1	2	2	1	3	0	1	0	0	0	0	9
	TEAM								2		2							
	Totals.....		25	55	9	20	17	27	13	26	39	15	76	15	11	3	3	200

TOTAL FG% 1st Half: 12-30 40.0%	2nd Half: 13-25 52.0%	Game: 45.5%	DEADBALL
3-Pt. FG% 1st Half: 4-12 33.3%	2nd Half: 5-8 62.5%	Game: 45.0%	REBOUNDS
F Throw % 1st Half: 2-3 66.7%	2nd Half: 15-24 62.5%	Game: 63.0%	5

Officials: Jamie Luckie, Brent Hampton, Brian Dorsey
Technical fouls: Saint Joseph's-Bembry. George Washington-None.
Attendance: 4,228

Score by Periods	1st	2nd	Total
Saint Joseph's	32	39	71
George Washington	30	46	76

Game 30: March 9, 2014 - Hagan Arena
La Salle 71 - SJU 63

Saint Joseph's fell short on "Senior Day" as La Salle scored a 71-63 win over the Hawks in the regular-season finale at Hagan Arena. **Langston Galloway** scored 27 points for Saint Joseph's in his final game in Hagan Arena. **DeAndre' Bembry** had 15 points and eight rebounds and Ronald Roberts posted 13 points and eight rebounds. Halil Kanacevic grabbed 12 rebounds for the Hawks, who have lost two in a row for the first time since early December. Galloway made his first four three-point attempts and the Hawks took an 18-12 lead in the early going. But La Salle went on an 8-2 run to take its first lead of the contest, 20-18, with 7:41 remaining, and then built it up to 32-21. The Explorers went into the lockerroom with a 33-23 lead. The Hawks were careless with the ball in the first half, committing 10 turnovers, and made just 30.8 percent from the field. Saint Joseph's scored the first seven points of the second half to close to 33-30. La Salle then rattled off six straight to go back up by 39-30, and then took their biggest lead of the game, 47-34, with 12:05 to play. The Hawks made another run with a three by Galloway and layup from **Chris Wilson** to pull within 47-42 with 10:21 to play but that was the closest Saint Joseph's could get the rest of the way. Foul shooting has plagued the Hawks all year and it was more of the same as SJU made just 12-of-22 from the line, while La Salle converted 25-of-31. Saint Joseph's seniors - Galloway, Kanacevic, Roberts, **Daryus Quarles** and **Colin Kelly** -were honored in a pre-game ceremony for their final game in Hagan Arena.

La Salle (15-15; 7-9 A-10; 1-3 Big 5)

			tot-fg		3-pt				rebounds									
##	Player		fg	fga	fg	fga	ft	fta	of	de	tot	pf	tp	a	to	blk	s	min
25	WRIGHT, Jerrell	f	6	12	0	0	5	8	3	9	12	2	17	0	1	0	0	33
00	ZACK, Steve	c	2	8	0	0	1	2	4	2	6	5	5	2	1	1	1	26
03	DUREN, Tyreek	g	5	12	1	4	16	17	0	5	5	1	27	3	1	0	3	36
10	MILLS, Sam	g	2	5	1	3	1	2	0	1	1	2	6	5	0	0	5	39
21	GARLAND, Tyrone	g	3	8	0	0	2	2	0	5	5	2	8	2	2	0	1	27
01	PETERSON, D.J.		2	5	2	5	0	0	0	2	2	3	6	0	0	0	1	24
05	DUNN, Taylor		0	0	0	0	0	0	0	0	0	0	0	0	0	0	0	1
23	LEWIS, Khalid		1	3	0	0	0	0	0	1	1	4	2	0	0	0	0	13
35	BROWN, Rohan		0	0	0	0	0	0	0	0	0	1	0	0	0	1	0	1
	TEAM									1	1							
	Totals.....		21	53	4	12	25	31	7	26	33	20	71	12	5	2	11	200

TOTAL FG% 1st Half: 11-29 37.9%	2nd Half: 10-24 41.7%	Game: 39.6%	DEADBALL
3-Pt. FG% 1st Half: 3-9 33.3%	2nd Half: 1-3 33.3%	Game: 33.3%	REBOUNDS
F Throw % 1st Half: 8-11 72.7%	2nd Half: 17-20 85.0%	Game: 80.6%	4

Saint Joseph's (21-9; 11-5 A-10; 1-3 Big 5)

			tot-fg		3-pt				rebounds									
##	Player		fg	fga	fg	fga	ft	fta	of	de	tot	pf	tp	a	to	blk	s	min
13	ROBERTS, Ronald	f	6	14	0	0	1	5	6	2	8	3	13	4	1	0	0	37
43	BEMBRY, DeAndre	f	5	10	2	4	3	8	1	7	8	4	15	5	4	0	0	39
45	KANACEVIC, Halil	f	3	8	0	3	0	1	3	9	12	3	6	3	4	1	0	36
10	GALLOWAY, L	g	7	14	5	9	8	8	0	3	3	4	27	0	3	1	0	39
24	WILSON, Chris	g	1	9	0	6	0	0	0	4	4	4	2	3	2	0	0	39
15	MILES, Isaiah		0	0	0	0	0	0	0	1	1	1	0	0	0	1	0	5
32	NDAO, Papa		0	0	0	0	0	0	1	0	1	1	0	0	0	0	0	5
	TEAM								3	1	4							
	Totals.....		22	55	7	22	12	22	14	27	41	20	63	15	14	3	0	200

TOTAL FG% 1st Half: 8-26 30.8%	2nd Half: 14-29 48.3%	Game: 40.0%	DEADBALL
3-Pt. FG% 1st Half: 4-11 36.4%	2nd Half: 3-11 27.3%	Game: 31.8%	REBOUNDS
F Throw % 1st Half: 3-6 50.0%	2nd Half: 9-16 56.3%	Game: 54.5%	3

Officials: Dwayne Gladden, Karl Hess, Michael Roberts
Technical fouls: La Salle-None. Saint Joseph's-None.
Attendance: 4.200

Score by Periods	1st	2nd	Total
La Salle	33	38	71
Saint Joseph's	23	40	63

ALL-TIME A-10 TOURNAMENT RESULTS

(* denotes SJU as top seed)

1983:	(West Semi)	Temple 88 - SJU 69
1984:	(Qtr)	St. Bonaventure 68 - SJU 67
1985:	(Qtr)	SJU 52 - George Washington 49
	(Semi)	Temple 62 - SJU 61
1986:	(Qtr)	*SJU 59 - Penn State 51
	(Semi)	SJU 60 - Duquesne 59
	(Final)	SJU 72 - West Virginia 64
1987:	(Qtr)	SJU 81 - Penn State 78
	(Semi)	Temple 84 - SJU 68
1988:	(Qtr)	SJU 85 - Penn State 78 (OT)
	(Semi)	Temple 74 - SJU 67
1989:	(1st Rd)	SJU 87 - Massachusetts 83
	(Qtr)	West Virginia 79 - SJU 59
1990:	(1st Rd)	Duquesne 96 - SJU 70
1991:	(1st Rd)	SJU 82 - Rhode Island 65 (OT)
	(Qtr)	SJU 96 - Rutgers 87 (OT)
	(Semi)	G. Washington 84 - SJU 82 (OT)
1992:	(Qtr)	Temple 75 - SJU 59
1993:	(Qtr)	SJU 71 - Rutgers 70
	(Semi)	Temple 71 - SJU 60
1994:	(1st Rd)	SJU 94 - St. Bonaventure 83
	(Qtr)	Massachusetts 74 - SJU 58
1995:	(Qtr)	SJU 84 - St. Bona. 78 (2OT)
	(Semi)	Massachusetts 68 - SJU 57
1996:	(1st Rd)	SJU 80 - Duquesne 72 (OT)
	(Qtr)	G. Washington 81- SJU 71
1997:	(Qtr)	*SJU 75 - St. Bonaventure 59
	(Semi)	SJU 78 - George Washington 70
	(Final)	SJU 61 - Rhode Island 56
1998:	(1st Rd)	SJU 73 - La Salle 72
	(Qtr)	Temple 76 - SJU 52
1999:	(1st Rd)	La Salle 81 - SJU 54
2000:	(1st Rd)	SJU 65 - La Salle 56
	(Qtr)	Dayton 67- SJU 64
2001:	(Qtr)	*SJU 82 - La Salle 74
	(Semi)	Massachusetts 75 - SJU 70
2002:	(Qtr)	Dayton 81 - SJU 74
2003:	(Qtr)	*SJU 68 - La Salle 48
	(Semi)	Dayton 76 - SJU 73
2004:	(Qtr)	Xavier 87 - *SJU 67
2005:	(Qtr)	*SJU 63- Richmond 51
	(Semi)	*SJU 73- Xavier 68
	(Final)	George Washington 76- *SJU 67
2006:	(1st Rd)	SJU 67- Dayton 55
	(Qtr)	SJU 56- Saint Louis 37
	(Semi)	SJU 73- Temple 59
	(Final)	Xavier 62- SJU 61
2007:	(1st Rd)	SJU 66 - Temple 62
	(Qtr)	George Washington 58- SJU 43
2008:	(1st Rd)	SJU 80 - Fordham 62
	(Qtr)	SJU 61 - Richmond 47
	(Semi)	SJU 61 - Xavier 53
	(Final)	Temple 69 - SJU 64
2009:	(1st Rd)	SJU 72 - Charlotte 62
	(Qtr)	Temple 79 - SJU 65
2010:	(1st Rd)	Rhode Island 87 - SJU 76
2011:	(1st Rd)	SJU 71 - George Washington 59 (OT)
	(Qtr)	SJU 93 - Duquesne 90 (OT)
	(Semi)	Dayton 64 - SJU 63
2012:	(1st Rd)	SJU 80 - Charlotte 64
	(Qtr)	St. Bonaventure 71 - SJU 68
2013:	(1st Rd)	SJU 58 - Xavier 57
	(Qtr)	VCU 82 - SJU 79

HAWKS' A-10 TOURNAMENT RECORDS

(entering 2014 Tournament)

	Appearances	Record	Last Time	Streak
First Round	16	13-3	2013	W-3
Quarterfinals	28	14-14	2013	L-2
Semifinals	14	5-9	2011	L-1
Finals	5	2-3	2008	L-3
Overall Record		**34-29**		

CAREER STATS - A-10 TOURNAMENT

Langston Galloway	**Min**	**FG-A**	**3FG-A**	**FT-A**	**RB**	**AST**	**PTS**
'11 vs. Dayton	39	4-12	3-8	5-6	9	3	16
'11 vs. Duq (OT)	43	2-10	1-4	0-0	6	6	5
'11 vs. GW (OT)	44	4-6	1-3	6-6	5	2	15
'12 vs. Charlotte	37	7-13	3-7	1-2	8	2	18
'12 vs. St. Bona	39	3-9	3-6	3-4	4	2	12
'13 vs. Xavier	32	4-6	2-3	4-4	5	1	14
'13 vs. VCU	36	8-12	5-7	4-4	2	3	25
Totals (Avg/Pct)	**270**	**32-68**	**18-38**	**23-26**	**39**	**19**	**105**
7 games	**38.6**	**.470**	**.474**	**.884**	**5.6**	**2.7**	**15.0**

Halil Kanacevic	**Min**	**FG-A**	**3FG-A**	**FT-A**	**RB**	**AST**	**PTS**
'12 vs. Charlotte	36	7-10	1-3	1-3	11	5	16
'12 vs. St. Bona	26	3-10	0-3	2-2	8	5	8
'13 vs. Xavier	36	3-10	1-4	4-4	7	6	11
'13 vs. VCU	34	4-7	0-1	2-2	8	7	10
Totals (Avg/Pct)	**132**	**17-37**	**2-11**	**9-11**	**34**	**23**	**45**
4 games	**33.0**	**.459**	**.182**	**.818**	**8.5**	**5.7**	**11.2**

Daryus Quarles	**Min**	**FG-A**	**3FG-A**	**FT-A**	**RB**	**AST**	**PTS**
'11 vs. Dayton	11	0-1	0-1	0-2	0	0	0
'11 vs. Duq (OT)	20	2-8	1-1	2-2	2	0	2
'11 vs. GW (ot)	21	2-6	1-3	3-4	5	1	8
'12 vs. Charlotte	20	1-3	1-2	0-0	4	0	3
'12 vs. St. Bona	23	5-6	2-3	0-0	1	0	12
'13 vs. Xavier	4	0-0	0-0	0-0	1	0	0
'13 vs. VCU	12	0-3	0-0	0-0	3	0	0
Totals (Avg/Pct)	**111**	**10-27**	**5-10**	**5-8**	**16**	**1**	**25**
7 games	**15.8**	**.370**	**.500**	**.625**	**2.2**	**0.1**	**3.6**

Ronald Roberts	**Min**	**FG-A**	**3FG-A**	**FT-A**	**RB**	**AST**	**PTS**
'11 vs. Dayton	22	1-2	0-0	1-3	3	0	3
'11 vs. Duq (OT)	34	9-11	0-0	1-5	9	0	19
'11 vs. GW (ot)	18	5-6	0-0	0-0	1	0	10
'12 vs. Charlotte	21	5-7	0-0	0-1	8	3	10
'12 vs. St. Bona	25	3-5	0-0	1-2	2	1	7
'13 vs. Xavier	24	3-8	0-0	0-3	8	2	6
'13 vs. VCU	25	2-3	0-0	1-3	5	0	5
Totals (Avg/Pct)	**169**	**28-42**	**0-0**	**4-17**	**36**	**6**	**60**
7 games	**24.1**	**.667**	**.000**	**.235**	**5.1**	**0.8**	**8.6**

Chris Wilson	**Min**	**FG-A**	**3FG-A**	**FT-A**	**RB**	**AST**	**PTS**
'12 vs. Charlotte	20	0-2	0-2	0-0	2	5	0
'12 vs. St. Bona	19	0-1	0-0	0-0	2	2	0
'13 vs. Xavier	29	3-4	2-3	0-0	2	2	8
'13 vs. VCU	29	0-3	0-2	1-4	2	1	1
Totals (Avg/Pct)	**97**	**3-10**	**2-7**	**1-4**	**8**	**10**	**9**
4 games	**24.2**	**.300**	**.285**	**.250**	**2.0**	**2.5**	**2.2**



LANGSTON GALLOWAY

Senior • Guard • 6-2
Baton Rouge, La.
Christian Life Academy

Atlantic 10 All-Conference First Team

10

Overall Stats: 17.0 ppg, 4.5 rpg, 1.5 apg
Atlantic 10 Stats: 16.8 ppg, 4.3 rpg, 1.7 apg

2013-14:
- 12 games with 20+ pts; double-figures in all but five games this season
- Hit team-high 27 points (7-of-14 FG) against La Salle
- Notched team-high 27 pts (8-of-19 FG) and 8 boards at St. Bonaventure
- Hit career-high 33 points (10-of-15 3FG) in win over Fordham
- Broke SJU's single-game three-point record with 10 against Fordham
- Named Big 5 Player of the Week twice (2/17, 1/20)
- Hit game-high 18 points (5-of-12 FG) in win over La Salle
- Posted 24 points (8-of-14 FG) for ninth 20-plus point game vs. VCU
- Hit game-winning 3FG with 1.6 seconds left at Dayton
- At Richmond, became SJU's all-time leader in career 3FG (295)
- Posted 20 points (6-of-7 3FG) for eighth 20-plus point game at Penn
- Hit game-high 26 pts (10-of-15 FG) against Duquesne
- Recorded 20 points on career-high 9-of-11 FT at George Mason
- Netted 18 points (7-of-14 FG) at #19 Massachusetts
- Hit game-high 20 points with six 3FG against Binghamton
- Recorded team-high 18 points (6-of-12 FG) against Villanova
- Hit game-high 24 points (6-of-12 3FG) at Temple
- Hit season-high 27 points (6-of-10 3FG) against Siena
- Posted 20 points (6-of-8 FG) and season-high 8 rebs in win over Marist
- Scored 21 points (6-of-14 FG) in season-opening win over Vermont
- Team captain

High School/Personal:
- Two-time District 7 1-A Player of the Year
- Nephew of SJU assistant coach Geoff Arnold
- Sports marketing major who earned his degree in December

2013-14 Game-by-Game

OPPONENT	MIN	FG-A	3PT-A	FT-A	OR	DR	TR	F	A	TO	BL	S	PT
Vermont*	38	6-14	3-7	6-8	1	2	3	3	0	2	0	0	21
Marist*	24	6-8	3-5	5-5	1	7	8	3	3	0	0	0	20
Creighton*	37	4-11	2-5	4-4	2	1	3	0	0	0	0	1	14
LSU*	30	3-9	0-4	2-4	3	2	5	2	1	0	0	1	8
Siena*	35	8-14	6-10	5-6	1	6	7	4	3	1	1	5	27
Washington State*	37	4-13	3-7	2-4	0	2	2	3	1	0	1	0	13
Temple*	35	8-16	6-12	2-2	1	3	4	4	0	0	0	0	24
#14 Villanova*	37	6-16	2-8	4-4	0	7	7	3	1	1	2	0	18
Drexel*	38	4-12	1-5	2-2	1	2	3	1	2	1	1	2	11
Loyola-Md.*	33	5-13	4-9	0-0	0	4	4	2	0	1	0	0	14
Boston University*	39	4-9	1-3	7-8	1	2	3	2	4	0	1	2	16
Binghamton*	25	7-13	6-9	0-0	0	7	7	2	0	0	0	1	20
Denver*	40	5-13	2-4	2-2	1	6	7	2	0	3	0	1	14
#19 Massachusetts*	40	7-14	3-8	1-2	2	3	5	2	3	1	0	1	18
George Mason*	39	4-9	3-6	9-11	1	5	6	3	3	3	0	2	20
Duquesne*	28	10-15	6-10	0-0	0	4	4	1	2	1	0	0	26
Penn*	27	7-10	6-7	0-0	0	4	4	1	2	1	0	1	20
Rhode Island*	40	3-10	1-4	8-10	1	3	4	3	0	1	2	3	15
Richmond*	39	5-17	3-9	0-0	1	0	1	3	1	0	1	1	13
Dayton*	35	4-9	3-7	1-2	0	4	4	3	2	0	0	1	12
#21 UMass*	26	2-7	0-3	3-7	0	3	3	4	0	1	0	0	7
#13 Saint Louis*	39	3-13	0-4	0-0	3	3	6	1	2	1	2	2	6
VCU*	39	8-14	3-8	5-6	2	4	6	2	1	1	0	1	24
La Salle*	39	5-12	2-7	6-6	1	3	4	2	1	0	0	0	18
Rhode Island*	40	2-12	1-6	1-2	0	3	3	1	1	0	1	2	6
Fordham*	37	11-18	10-15	1-1	1	3	4	2	1	0	1	0	33
Dayton*	37	3-9	1-4	0-0	1	3	4	0	2	0	1	2	7
St. Bonaventure*	40	8-19	3-10	8-9	2	6	8	3	4	1	1	1	27
George Washington*	40	3-13	2-9	2-2	0	3	3	3	4	0	0	1	10
La Salle*	39	7-14	5-9	8-8	0	3	3	4	0	3	1	0	27
A-10 Quarterfinals													

* Denotes game started



HALIL KANACEVIC

Senior • Forward • 6-8
Staten Island, N.Y.
Curtis

Atlantic 10 All-Conference Second Team

45

Overall Stats: 10.3 ppg, 8.3 rpg, 4.4 apg
Atlantic 10 Stats: 11.3 ppg, 8.2 rpg, 4.1 apg

2013-14:
- Pulled down 12 rebounds against La Salle
- Recorded 10 pts, 8 assists, 8 rebs, and 4 blocks in win over Dayton
- Hit 12 points (5-of-9 FG) and grabbed nine boards at Rhode Island
- Notched 10 points, six rebounds, six assists, and four blocks at La Salle
- Had 7 points, 10 rebounds, and 7 assists in win over VCU
- Posted nine points and nine rebounds against #13 Saint Louis
- Named Big 5 Player of the Week three times (2/3, 1/13, 12/23)
- Notched 18 points (7-of-11 FG) in win over #21 UMass
- Scored 1,000th point of collegiate career and grabbed 11 rebs at Dayton
- Posted game-high 21 pts (9-of-13 FG) and career-high 19 rebs at Richmond
- Matched career highs with 15 rebs and 12 assists at Penn
- Netted game-high 23 points (9-of-15 FG) at George Mason
- Posted third double-double (10pts, 13 rebs) at #19 Massachusetts
- Posted career-high 27 points (12-of-13 FG) and 14 rebs against Drexel
- Hit 11 points (3-of-9 FG) and pulled down nine boards at Temple
- Recorded 10 rebounds and 10 assists vs. Creighton
- Posted 12 pts, 11 rebs, and 8 assists in win over Marist
- Team captain

High School/Personal:
- Changed his number to 45 (from 21) for this season to honor his uncle who passed away in 2013 at the age of 45
- Member of the 2010 CAA All-Rookie Team while at Hofstra
- PSAL Class A Player of the Year
- Communications major who earned his degree in December

2013-14 Game-by-Game

OPPONENT	MIN	FG-A	3PT-A	FT-A	OR	DR	TR	F	A	TO	BL	S	PT
Vermont*	20	0-1	0-0	2-2	1	6	7	5	3	3	0	1	2
Marist*	29	4-7	0-1	4-4	2	9	11	2	8	5	3	1	12
Creighton*	28	1-6	1-5	2-2	1	9	10	5	10	1	2	0	5
LSU*	31	4-9	0-1	4-6	1	2	3	4	1	2	1	4	12
Siena*	36	4-8	0-0	3-5	1	5	6	4	2	4	1	0	11
Washington State*	34	3-5	0-0	1-1	3	5	8	3	3	4	2	0	7
Temple*	28	3-9	0-1	5-8	3	6	9	4	2	3	0	0	11
#14 Villanova*	26	3-9	0-1	4-5	2	2	4	5	2	2	0	1	10
Drexel*	31	12-13	1-1	2-4	2	12	14	4	4	1	2	0	27
Loyola-Md.*	33	3-7	0-0	1-2	3	5	8	3	6	3	1	1	7
Boston University	34	3-4	0-0	0-0	3	5	8	4	7	3	2	0	6
Binghamton*	20	0-2	0-0	0-2	2	6	8	2	7	1	1	1	0
Denver*	30	3-4	0-0	2-7	4	2	6	4	0	4	4	0	8
#19 Massachusetts*	40	6-9	2-3	5-8	1	12	13	4	6	5	1	1	19
George Mason*	40-	9-15	0-1	5-6	1	6	7	2	1	3	0	2	23
Duquesne*	27	3-4	2-2	0-3	0	4	4	1	5	5	0	2	8
Penn*	30	4-9	1-2	0-0	3	12	15	3	12	2	1	0	9
Rhode Island*	27	4-6	0-1	3-6	1	4	5	5	3	3	2	0	11
Richmond*	40	9-13	1-2	2-6	6	13	19	4	3	4	1	0	21
Dayton*	40	4-9	0-2	0-4	0	11	11	4	3	3	2	1	8
#21 UMass*	40	7-11	1-1	3-6	4	2	6	4	5	1	0	1	18
#13 Saint Louis*	39	3-7	0-1	3-4	4	5	9	4	2	5	2	0	9
VCU*	40	3-9	1-2	0-0	3	7	10	4	7	2	2	2	7
La Salle*	33	4-6	1-2	1-2	0	6	6	3	6	3	4	1	10
Rhode Island*	28	5-9	0-1	2-4	2	7	9	4	4	2	0	0	12
Fordham*	28	4-4	0-0	2-2	1	6	7	3	5	4	3	1	10
Dayton*	36	3-5	1-2	3-5	1	7	8	3	8	1	4	1	10
St. Bonaventure*	19	2-2	1-1	0-0	0	4	4	5	5	2	5	0	5
George Washington*	13	2-4	0-0	0-0	1	0	1	5	0	0	1	0	4
La Salle*	36	3-8	0-3	0-1	3	9	12	3	3	4	1	0	6
A-10 Quarterfinals													

* Denotes game started



COLIN KELLY

Senior • Forward • 6-5
West Deptford, N.J.
Gloucester Catholic

Overall Stats: 0.3 ppg, 0.3 rpg, 0.0 apg
Atlantic 10 Stats: 0.4 ppg, 0.4 rpg, 0.0 apg

41

2013-14:

- Saw action in wins over Dayton, Fordham, and Penn
- Hit career-high two points in career-high five minutes vs. Duquesne
- Saw action at George Mason and #19 Massachusetts
- Scored first collegiate point in win over Binghamton
- Saw action in win over Siena
- Grabbed one rebound in career-high four minutes in win over Marist

High School/Personal:

- Al Carino Club South Jersey All-Star selection
- Averaged 15.0 points and 8.0 rebounds per game as a senior at Gloucester Catholic
- Business major

2013-14 Game-by-Game

OPPONENT	MIN	FG-A	3PT-A	FT-A	OR	DR	TR	F	A	TO	BL	S	PT
Vermont				Did not play									
Marist	4	0-0	0-0	0-0	1	0	1	0	0	0	0	0	0
Creighton				Did not play									
LSU				Did not play									
Siena	1	0-0	0-0	0-0	0	0	0	1	0	0	0	0	0
Washington State				Did not play									
Temple				Did not play									
#14 Villanova				Did not play									
Drexel				Did not play									
Loyola-Md.				Did not play									
Boston University				Did not play									
Binghamton	3	0-0	0-0	1-2	0	0	0	0	0	0	0	0	1
Denver				Did not play									
#19 Massachusetts	0+	0-0	0-0	0-0	0	1	1	0	0	0	0	0	0
George Mason	0+	0-0	0-0	0-0	0	0	0	0	0	0	0	0	0
Duquesne	5	1-2	0-0	0-0	1	0	1	1	0	1	1	0	2
Penn	3	0-1	0-1	0-0	0	0	0	0	0	0	0	0	0
Rhode Island				Did not play									
Richmond				Did not play									
Dayton				Did not play									
#21 UMass				Did not play									
#13 Saint Louis				Did not play									
VCU				Did not play									
La Salle				Did not play									
Rhode Island				Did not play									
Fordham	1	0-0	0-0	0-0	0	0	0	0	0	0	0	0	0
Dayton	1	0-0	0-0	0-0	0	0	0	0	0	0	0	0	0
St. Bonaventure				Did not play									
George Washington				Did not play									
La Salle				Did not play									
A-10 Quarterfinals													

* Denotes game started

DARYUS QUARLES

Senior • Forward • 6-6
Paulsboro, N.J.
Paulsboro

Overall Stats: 2.8 ppg, 1.2 rpg, 0.4 apg
Atlantic 10 Stats: 2.4 ppg, 1.3 rpg, 0.3 apg

11

2013-14:

- Saw 18 minutes in win over Fordham
- Scored four points in seven minutes of action at Rhode Island
- Netted four points in 10 minutes of action against VCU
- Posted season-high nine points (3-of-3 FG) against Duquesne
- Saw season-high 25 minutes against Villanova
- Hit season-high eight points (3-of-6 FG) in win over Washington State
- Registered seven points (2-of-5 FG) in win over Siena
- Netted seven points (2-of-3 3FG) in win over Marist
- Scored five points (3-of-5 FT) in season-opening win over Vermont

High School/Personal:

- All-South Jersey selection
- Management major

2013-14 Game-by-Game

OPPONENT	MIN	FG-A	3PT-A	FT-A	OR	DR	TR	F	A	TO	BL	S	PT
Vermont	14	1-2	0-1	3-5	2	2	4	4	0	0	0	0	5
Marist	20	2-5	2-3	1-2	1	0	1	2	0	1	0	2	7
Creighton	14	1-2	0-0	0-2	0	1	1	1	1	0	0	0	2
LSU	19	1-3	0-1	0-2	1	0	1	0	1	0	0	2	2
Siena	15	2-5	1-3	2-2	0	0	0	1	1	1	0	1	7
Washington State	19	3-6	1-3	1-2	0	2	2	1	2	0	0	0	8
Temple	16	1-5	0-3	0-0	1	2	3	1	1	1	0	0	2
#14 Villanova	25	2-8	0-2	0-1	0	0	0	2	0	1	1	1	4
Drexel	15	0-3	0-2	0-0	0	0	0	2	0	0	0	0	0
Loyola-Md.	10	0-2	0-2	0-0	0	0	0	1	0	0	0	0	0
Boston University	14	0-2	0-2	0-0	2	1	3	0	0	1	0	0	0
Binghamton	7	0-2	0-1	0-0	0	0	0	1	0	1	0	1	0
Denver				Did not play									
#19 Massachusetts				Did not play									
George Mason	6	0-0	0-0	0-0	0	3	3	1	0	1	0	0	0
Duquesne	17	3-3	2-2	1-1	0	4	4	1	2	3	0	0	9
Penn	11	1-4	0-0	0-0	0	0	0	0	0	0	0	0	2
Rhode Island				Did not play									
Richmond	0+	0-0	0-0	0-0	0	0	0	0	0	0	0	0	0
Dayton	4	0-0	0-0	0-0	0	0	0	1	0	0	0	0	0
#21 UMass				Did not play									
#13 Saint Louis				Did not play									
VCU	10	1-2	0-1	2-2	0	0	0	1	0	0	0	0	4
La Salle				Did not play									
Rhode Island	7	1-1	0-0	2-2	0	1	1	0	0	0	0	0	4
Fordham	18	0-2	0-2	0-0	0	1	1	2	0	0	0	0	0
Dayton	6	1-1	0-0	0-0	0	1	1	0	0	1	0	0	2
St. Bonaventure				Did not play									
George Washington				Did not play									
La Salle				Did not play									
A-10 Quarterfinals													

* Denotes game started



RONALD ROBERTS, JR.

Senior • Forward • 6-8
Bayonne, N.J.
Saint Peter's Prep

Atlantic 10 All-Conference Third Team

13

Overall Stats: 14.6 ppg, 7.2 rpg, 1.4 apg
Atlantic 10 Stats: 14.1 ppg, 6.9 rpg, 1.7 bpg

2013-14:
- Hit 16 points (7-of-8 FG) and eight rebounds at George Washington
- Twice named Atlantic 10 Co-Player of the Week (3/3, 12/2)
- Twice named Big 5 Player of the Week (3/3, 12/30)
- Notched game-high 22 points (8-of-11 FG) in win over Dayton
- Registered 18 points (7-of-12 FG) and nine boards at Rhode Island
- Boasted game-high 19 pts (6-of-10 FG) and nine rebs vs. #13 Saint Louis
- Notched 17 points on season-high 9-of-12 FT in win over #21 UMass
- Led all scorers with 20 points (7-of-9 FG) against Rhode Island
- Left UMass game early and missed next two games due to back spasms
- Pulled down season- and game-high 15 boards in win over Denver
- Hit 19 points (7-of-14 FG) in win over Boston University
- Scored team-high 20 points in win over Loyola
- Hit 12 points (4-of-5 FG) and pulled down 8 boards against Villanova
- Old Spice Classic All-Tournament Team selection
- Posted double-double (21 pts, 10 rebs) against Washington State
- Hit 19 points (9-of-13 FG) in win over Siena
- Scored 1,000th career point with 21-point effort against LSU
- Notched double-double (16 pts, 10 rebs) in win over Marist
- Hit 21 pts (8-of-13 FG) and 9 rebs in season-opening win over Vermont
- Team captain

High School/Personal:
- All-State Third Team selection
- Father (Ronald, Sr.) played basketball at the University of Oklahoma from 1985 to 1987 while mother (Dania) was a member of the Dominican Republic's National Team
- Sociology major

2013-14 Game-by-Game

OPPONENT	MIN	FG-A	3PT-A	FT-A	OR	DR	TR	F	A	TO	BL	S	PT
Vermont*	35	8-13	0-0	5-7	3	6	9	4	0	4	1	0	21
Marist*	25	7-12	0-0	2-5	3	7	10	0	2	2	0	0	16
Creighton*	32	4-6	0-0	5-5	3	1	4	3	1	1	0	0	13
LSU*	34	9-13	0-0	3-5	1	6	7	3	1	3	2	0	21
Siena*	29	9-13	0-0	1-2	2	2	4	1	0	1	1	1	19
Washington State*	30	8-12	0-0	5-9	4	6	10	1	0	1	2	0	21
Temple*	37	5-13	0-0	3-3	5	3	8	4	0	5	2	1	13
#14 Villanova*	30	4-5	0-0	4-6	2	6	8	3	0	1	0	0	12
Drexel*	25	4-8	0-0	0-4	3	4	7	5	2	3	1	0	8
Loyola-Md.*	30	6-10	0-0	8-13	2	2	4	2	4	0	1	0	20
Boston University*	38	7-14	0-0	5-7	2	6	8	1	2	2	1	0	19
Binghamton*	21	3-6	0-0	2-2	2	6	8	0	2	1	0	0	8
Denver*	37	4-11	0-0	1-2	8	7	15	3	2	2	1	4	9
#19 Massachusetts*	22	1-4	0-0	2-2	1	1	2	1	3	3	2	0	4
George Mason					Injured								
Duquesne					Injured								
Penn*	20	4-6	0-0	2-4	1	3	4	0	1	2	0	0	10
Rhode Island*	37	7-9	0-0	6-12	5	4	9	3	1	3	3	0	20
Richmond*	31	2-7	0-0	1-2	2	2	4	4	1	1	0	0	5
Dayton*	39	4-7	0-0	4-6	3	3	6	5	0	2	2	1	12
#21 UMass*	38	4-9	0-0	9-12	2	4	6	2	2	0	1	0	17
#13 Saint Louis*	39	6-10	0-0	7-14	3	6	9	3	0	4	4	1	19
VCU*	36	3-7	0-0	3-5	4	5	9	2	1	4	2	0	9
La Salle*	37	5-9	0-0	5-6	1	3	4	2	1	1	3	0	15
Rhode Island*	40	7-12	0-0	4-6	0	9	9	4	2	1	0	1	18
Fordham*	29	4-4	0-0	5-8	3	6	9	0	3	5	1	0	13
Dayton*	34	8-11	0-0	6-10	0	7	7	1	0	1	2	0	22
St. Bonaventure*	38	7-8	0-0	1-2	2	4	6	5	1	4	2	2	15
George Washington*	36	7-8	0-0	2-6	4	4	8	4	2	0	2	0	16
La Salle*	37	6-14	0-0	1-5	6	2	8	3	4	1	0	0	13
A-10 Quarterfinals													

* Denotes game started



ERIC KINDLER

Junior • Forward • 6-5
Mechanicsburg, Pa.
Trinity

25

Overall Stats: 0.0 ppg, 0.8 rpg, 0.2 apg
Atlantic 10 Stats: 0.0 ppg, 0.0 rpg, 0.0 apg

2013-14:
- Saw action in wins over Fordham, Penn, and Duquesne
- Tied career high with two rebounds against Binghamton
- Grabbed first two collegiate rebounds in win over Marist

At Canisius (2010-11):
- Played in 13 games with one start

High School/Personal:
- Made the Hawks' squad as a walk-on in 2012-13
- Pennsylvania All-State honoree and three-time All-District III First Team selection
- Brother, Nick, is a senior on the West Virginia football team
- Theology major who earned his degree in December

2013-14 Game-by-Game

OPPONENT	MIN	FG-A	3PT-A	FT-A	OR	DR	TR	F	A	TO	BL	S	PT
Vermont					Did not play								
Marist	1	0-0	0-0	0-0	1	1	2	0	0	0	0	0	0
Creighton					Did not play								
LSU					Did not play								
Siena					Did not play								
Washington State					Did not play								
Temple					Did not play								
#14 Villanova					Did not play								
Drexel					Did not play								
Loyola-Md.					Did not play								
Boston University					Did not play								
Binghamton	3	0-1	0-1	0-0	0	2	2	1	0	0	0	1	0
Denver					Did not play								
#19 Massachusetts					Did not play								
George Mason					Did not play								
Duquesne	2	0-0	0-0	0-1	0	0	0	0	0	1	0	0	0
Penn	3	0-1	0-0	0-0	0	0	0	0	0	1	0	0	0
Rhode Island					Did not play								
Richmond					Did not play								
Dayton					Did not play								
#21 UMass					Did not play								
#13 Saint Louis					Did not play								
VCU					Did not play								
La Salle					Did not play								
Rhode Island					Did not play								
Fordham	1	0-0	0-0	0-0	0	0	0	0	0	0	0	0	0
Dayton					Did not play								
St. Bonaventure					Did not play								
George Washington					Did not play								
La Salle					Did not play								
A-10 Quarterfinals													

* Denotes game started



EVAN MASCHMEYER

Junior • Guard • 6-3
Jeffersonville, Ind.
Jeffersonville

Overall Stats: 1.2 ppg, 0.5 rpg, 0.4 apg
Atlantic 10 Stats: 0.3 ppg, 0.6 rpg, 0.2 apg

2013-14:

- Dished out an assist against Dayton
- Pulled down a rebound against Fordham
- Pulled down two rebounds in two minutes against VCU
- Notched three points in win over Duquesne
- Saw action at George Mason
- Posted career-high seven points against Binghamton
- Scored four points on career-high 4-of-4 FT in win over Siena
- Notched two points and two rebounds against LSU
- Scored three points in win over Marist
- Dished out an assist in season-opening win over Vermont

High School/Personal:

- Three-time All-Conference and All-Area selection
- Finance major

2013-14 Game-by-Game

OPPONENT	MIN	FG-A	3PT-A	FT-A	OR	DR	TR	F	A	TO	BL	S	PT
Vermont	2	0-0	0-0	0-0	0	0	0	0	1	0	0	0	0
Marist	12	1-4	0-0	1-2	0	0	0	1	0	1	0	0	3
Creighton	Did not play												
LSU	7	1-4	0-1	0-1	2	0	2	2	1	1	0	0	2
Siena	14	0-2	0-1	4-4	1	0	1	0	1	0	0	0	4
Washington State	4	0-1	0-1	0-0	0	1	1	0	0	0	0	1	0
Temple	2	0-0	0-0	0-0	0	0	0	0	0	0	0	0	0
#14 Villanova	9	1-2	0-0	2-2	0	0	0	1	1	0	0	0	4
Drexel	2	0-0	0-0	0-0	0	0	0	0	0	0	0	0	0
Loyola-Md.	15	1-3	0-2	0-0	0	0	0	2	2	1	0	0	2
Boston University	4	0-0	0-0	0-0	0	0	0	0	0	0	0	0	0
Binghamton	13	2-3	2-3	1-2	0	2	2	1	0	4	0	0	7
Denver	Did not play												
#19 Massachusetts	Did not play												
George Mason	3	0-0	0-0	0-0	0	0	0	0	0	0	0	0	0
Duquesne	14	1-4	1-1	0-0	0	1	1	3	1	2	0	0	3
Penn	7	0-0	0-0	0-0	0	0	0	0	0	2	0	0	0
Rhode Island	1	0-0	0-0	0-0	0	0	0	0	0	0	0	0	0
Richmond	Did not play												
Dayton	Did not play												
#21 UMass	1	0-0	0-0	0-0	0	1	1	0	0	0	0	0	0
#13 Saint Louis	Did not play												
VCU	2	0-0	0-0	0-0	0	2	2	1	0	0	0	0	0
La Salle	1	0-0	0-0	0-0	0	0	0	0	0	0	0	0	0
Rhode Island	0+	0-0	0-0	0-0	0	0	0	0	0	0	0	0	0
Fordham	5	0-1	0-1	0-0	1	0	1	0	0	1	0	0	0
Dayton	3	0-1	0-0	0-0	0	0	0	0	1	1	0	0	0
St. Bonaventure	Did not play												
George Washington	Did not play												
La Salle	Did not play												
A-10 Quarterfinals													

* Denotes game started



PAPA NDAO

Junior • Forward • 6-8
Dakar, Senegal
Montverde Academy (Fla.)

Overall Stats: 2.9 ppg, 1.4 rpg, 0.6 apg
Atlantic 10 Stats: 3.5 ppg, 1.6 rpg, 0.9 apg

2013-14:

- Hit two 3FG in 16 minutes in win over Dayton
- Missed game against VCU due to the flu
- Posted five points (2-of-2 FG, 1-of-1 3FG) against #13 Saint Louis
- Hit nine points on perfect 3-of-3 3FG at Penn
- Pulled down career-high seven rebs and hit five points vs. Duquesne
- Hit career-high 13 points (4-of-4 FG, 3-of-3 3FG) in career-high 37 min utes in first start of season at George Mason
- Recorded season-high 4 rebs in season-high 12 minutes against Drexel
- Had five points (1-of 3 3FG) and grabbed a rebound against LSU
- Scored two points against Creighton

High School/Personal:

- Member of the runner-up team in the ESPN-RISE National High School Invitational
- Interdisciplinary health studies major

2013-14 Game-by-Game

OPPONENT	MIN	FG-A	3PT-A	FT-A	OR	DR	TR	F	A	TO	BL	S	PT
Vermont	Did not play												
Marist	7	0-2	0-2	0-1	0	0	0	0	0	0	0	0	0
Creighton	3	1-1	0-0	0-0	0	1	1	2	0	0	0	0	2
LSU	5	1-3	1-3	2-2	1	0	1	0	0	0	0	0	5
Siena	5	0-0	0-0	0-0	1	1	2	1	0	1	0	0	0
Washington State	Did not play												
Temple	3	0-0	0-0	0-0	1	0	1	1	0	1	0	0	0
#14 Villanova	3	0-0	0-0	0-0	0	0	0	2	0	1	0	0	0
Drexel	12	0-0	0-0	0-0	1	3	4	2	1	2	0	1	0
Loyola-Md.	5	0-0	0-0	4-4	0	1	1	0	0	0	0	0	4
Boston University	3	0-0	0-0	2-2	0	1	1	0	0	0	0	0	2
Binghamton	17	1-1	1-1	0-0	0	2	2	0	1	0	0	0	3
Denver	12	0-0	0-0	0-0	0	0	0	0	1	0	0	0	0
#19 Massachusetts	12	0-2	0-2	0-0	1	2	3	4	1	3	0	0	0
George Mason*	37	4-4	3-3	2-2	0	2	2	2	2	2	2	1	13
Duquesne*	26	2-3	1-2	0-0	0	7	7	2	1	1	1	0	5
Penn	18	3-3	3-3	0-0	0	2	2	0	2	0	0	0	9
Rhode Island	18	1-3	0-2	0-0	1	2	3	1	0	0	0	0	2
Richmond	12	1-3	0-1	0-0	1	0	1	4	1	0	0	0	2
Dayton	9	1-1	0-0	0-0	0	1	1	0	0	0	0	1	2
#21 UMass	16	1-3	1-1	2-2	0	0	0	1	2	0	0	0	5
#13 Saint Louis	20	2-2	1-1	0-0	0	1	1	1	0	1	0	1	5
VCU	Did not play												
La Salle	13	1-3	1-1	0-0	1	1	2	0	1	0	0	1	3
Rhode Island	17	1-5	1-5	0-0	0	0	0	1	1	0	0	0	3
Fordham	14	1-2	1-2	0-0	0	0	0	1	2	1	0	1	3
Dayton	16	2-4	2-3	0-0	0	0	0	1	1	0	0	0	6
St. Bonaventure	15	1-2	1-2	0-0	0	2	2	4	1	2	0	1	3
George Washington	9	0-1	0-1	0-0	0	1	1	2	0	1	0	0	0
La Salle	5	0-0	0-0	0-0	1	0	1	1	0	0	0	0	0
A-10 Quarterfinals													

* Denotes game started



CHRIS WILSON

Junior • Guard • 6-3
Fayetteville, N.C.
Terry Sanford

Overall Stats: 9.4 ppg, 3.5 rpg, 2.9 apg
Atlantic 10 Stats: 8.9 ppg, 3.8 rpg, 3.0 apg

24

2013-14:

- Posted 14 points (3-of-5 3FG) at George Washington
- Hit career-high 20 pts (8-of-8 FG, 3-of-3 3FG) in win over Dayton
- Notched nine pts (6-of-8 FT) and dished out 4 assists against Fordham
- Posted 15 points (5-of-9 FG) in win at Dayton
- Hit 13 points (5-of-10 FG) in win at Penn
- Posted 16 pts (5-of-7 FG) and season-high eight assists vs. Duquesne
- Dished out game-high five assists at George Mason
- Hit double figures in four straight games from 12/18 through 12/31
- Tied career high with 19 points (7-of-14 FG) against Boston University
- Tallied 13 points in win over Binghamton
- Scored 17 points (3-of-4 3FG) at Loyola
- Netted 11 points (3-of-6 FG) and posted five rebounds against Drexel
- Posted eight pts (2-of-2 FG), five assists, and three rebs against Siena
- Had 18 points (tied career-high with 6-of-11 3FG) against Creighton
- Scored eight points (3-of-9 FG) in season-opening win over Vermont

High School/Personal:

- Two-time Associated Press All-State Selection
- 2011 Player of the Year for District 4, the Cape Fear Region and the Mid-South Conference
- Social sciences major

2013-14 Game-by-Game

OPPONENT	MIN	FG-A	3PT-A	FT-A	OR	DR	TR	F	A	TO	BL	S	PT
Vermont*	34	3-9	0-2	2-2	0	2	2	0	2	1	0	0	8
Marist*	27	2-5	1-2	0-0	0	3	3	0	1	0	0	0	5
Creighton*	33	6-11	6-11	0-0	0	3	3	4	3	2	0	1	18
LSU*	29	3-7	1-3	0-4	1	3	4	0	1	2	0	0	7
Siena*	25	2-2	1-1	3-6	0	3	3	1	5	3	0	2	8
Washington State*	32	1-5	0-2	0-0	1	5	6	1	4	1	0	0	2
Temple*	32	3-10	0-6	1-1	1	2	3	3	5	1	0	0	7
#14 Villanova*	19	1-6	0-2	1-2	1	3	4	1	3	1	1	0	3
Drexel*	33	3-6	1-3	4-7	0	5	5	1	0	1	0	0	11
Loyola-Md.*	29	4-5	3-4	6-6	1	2	3	0	3	3	0	0	17
Boston University*	37	7-14	3-6	2-4	0	1	1	0	1	3	0	0	19
Binghamton*	27	5-9	3-6	0-0	0	2	2	0	3	0	0	0	13
Denver*	38	2-5	1-1	4-5	0	3	3	0	2	2	0	3	9
#19 Massachusetts*	37	2-7	1-4	0-1	0	1	1	2	1	1	0	1	5
George Mason*	35	4-9	1-4	0-0	0	4	4	0	5	5	2	1	9
Duquesne*	26	5-7	4-6	2-2	2	2	4	0	8	1	0	0	16
Penn*	31	5-10	3-6	0-0	0	4	4	0	5	1	0	0	13
Rhode Island*	38	1-8	0-4	0-2	1	2	3	0	6	3	0	2	2
Richmond*	35	4-11	2-5	0-0	3	5	8	2	2	1	0	0	10
Dayton*	38	5-9	3-6	2-2	0	1	1	1	2	4	1	2	15
#21 UMass*	39	4-9	2-4	2-3	0	6	6	3	2	4	0	1	12
#13 Saint Louis*	31	1-8	0-5	3-4	0	3	3	3	1	4	0	3	5
VCU*	34	2-12	1-6	2-2	0	3	3	1	1	3	1	0	7
La Salle*	34	4-7	1-3	1-2	0	3	3	2	3	2	0	1	10
Rhode Island*	40	1-3	0-1	0-0	0	3	3	1	2	2	0	0	2
Fordham*	31	1-5	1-4	6-8	0	4	4	0	4	1	0	0	9
Dayton*	35	8-8	3-3	1-1	0	2	2	0	3	1	0	1	20
St. Bonaventure*	37	1-5	0-3	2-2	1	4	5	0	3	2	0	1	4
George Washington*	40	3-10	3-5	5-6	1	5	6	2	2	1	0	2	14
La Salle*	39	1-9	0-6	0-0	0	4	4	4	3	2	0	0	2
A-10 Quarterfinals													

* Denotes game started

ISAIAH MILES

Sophomore • Forward • 6-7
Baltimore, Md.
Milford Mill

Overall Stats: 3.2 ppg, 1.8 rpg, 0.4 bpg
Atlantic 10 Stats: 2.2 ppg, 1.6 rpg, 0.3 bpg

15

2013-14:

- Notched 5 pts and 5 rebs in season-high 22 min. at George Washington
- Posted 11 pts (3-of-5 FG) and four rebounds at St. Bonaventure
- Hit four points (2-of-3 FG) and grabbed three rebs against Fordham
- Notched six points (2-of-4 3FG) in win at Penn
- Missed three games from 1/8 through 1/15 due to concussion
- Scored 11 points in career-high 20 minutes against Binghamton
- Hit career-high 17 points in 12 minutes (4-of-5 FG) at Loyola
- Posted eight points (2-of-3 3FG) against Washington State
- Notched five points against Creighton
- Hit six points in 19 minutes in season-opening win over Vermont

High School/Personal:

- All-County honoree and two-time All-Metro First Team selection
- Led Glenelg Country School to MIAA-B Championship
- Business major

2013-14 Game-by-Game

OPPONENT	MIN	FG-A	3PT-A	FT-A	OR	DR	TR	F	A	TO	BL	S	PT
Vermont	19	2-4	1-2	1-2	3	1	4	3	1	1	2	1	6
Marist	9	1-3	0-2	0-0	2	0	2	4	1	0	0	0	2
Creighton	13	1-3	1-2	2-2	1	1	2	2	0	2	1	0	5
LSU	10	1-2	1-2	0-0	0	1	1	1	0	0	0	0	3
Siena	5	0-1	0-0	0-0	0	0	0	1	0	1	0	0	0
Washington State	16	3-5	2-3	0-0	0	1	1	1	0	0	0	1	8
Temple	12	0-3	0-1	0-0	1	1	2	2	1	0	0	0	0
#14 Villanova	16	0-4	0-4	0-0	0	2	2	2	0	1	1	0	0
Drexel	10	0-2	0-2	0-0	2	0	2	1	1	1	1	0	0
Loyola-Md.	12	4-5	1-1	8-8	1	2	3	0	0	0	1	1	17
Boston University	5	0-2	0-0	0-0	0	1	1	0	0	1	0	0	0
Binghamton	20	4-6	2-3	1-2	4	2	6	1	0	3	0	1	11
Denver	5	0-1	0-1	0-0	0	0	0	1	0	0	0	0	0
#19 Massachusetts					Injured								
George Mason					Injured								
Duquesne					Injured								
Penn	15	2-4	2-4	0-0	0	1	1	2	1	2	0	0	6
Rhode Island	4	1-2	0-1	0-0	0	0	0	0	0	0	2	0	2
Richmond	6	0-2	0-1	0-0	2	0	2	0	0	0	0	0	0
Dayton					Did not play								
#21 UMass	4	0-1	0-1	1-2	0	0	0	0	0	0	0	0	1
#13 Saint Louis	6	0-1	0-1	0-0	0	2	2	0	0	0	0	0	0
VCU	4	0-0	0-0	0-0	0	0	0	0	0	0	0	0	0
La Salle	4	1-2	1-1	0-0	0	1	1	1	0	1	0	0	3
Rhode Island	2	0-1	0-1	0-0	1	0	1	0	0	0	0	0	0
Fordham	11	2-3	0-1	0-0	1	2	3	1	0	3	0	0	4
Dayton	3	0-1	0-1	0-0	0	0	0	2	0	0	0	0	0
St. Bonaventure	18	3-5	2-4	3-3	1	3	4	1	0	2	0	0	11
George Washington	22	2-6	1-5	0-0	1	4	5	2	3	0	0	0	5
La Salle	5	0-0	0-0	0-0	0	1	1	1	0	0	1	0	0
A-10 Quarterfinals													

* Denotes game started



KYLE MOLOCK

Redshirt Freshman • Guard • 6-2
Dublin, Ohio
Dublin Coffman

Overall Stats: 0.3 ppg, 0.0 rpg, 0.1 apg
Atlantic 10 Stats: 0.0 ppg, 0.0 rpg, 0.0 apg

22

2013-14:

- Will be sidelined for remainder of season after re-injuring right knee
- Saw action against Duquesne and Binghamton
- Scored first career points at Loyola
- Saw action against Drexel, Villanova, Siena, and LSU
- Dished out one assist in five minutes in collegiate debut against Marist

High School/Personal:

- Sidelined for the season after re-tearing the ACL in his right knee
- Ranked Ohio's best point guard in Class of 2012
- Battled two knee injuries which shortened his high school career
- Political science major

2013-14 Game-by-Game

OPPONENT	MIN	FG-A	3PT-A	FT-A	OR	DR	TR	F	A	TO	BL	S	PT
Vermont				Did not play									
Marist	5	0-1	0-0	0-0	0	0	0	0	1	0	0	0	0
Creighton				Did not play									
LSU	3	0-0	0-0	0-0	0	0	0	0	0	0	0	0	0
Siena	1	0-0	0-0	0-0	0	0	0	0	0	0	0	0	0
Washington State				Did not play									
Temple				Did not play									
#14 Villanova	2	0-0	0-0	0-0	0	0	0	0	0	0	0	0	0
Drexel	2	0-0	0-0	0-0	0	0	0	0	0	0	0	0	0
Loyola-Md.	4	0-0	0-0	2-2	0	0	0	1	0	2	0	0	2
Boston University				Did not play									
Binghamton	5	0-0	0-0	0-1	0	0	0	1	0	1	0	0	0
Denver				Did not play									
#19 Massachusetts				Did not play									
George Mason				Did not play									
Duquesne	6	0-0	0-0	0-0	0	0	0	0	0	3	0	0	0
Penn				Injured									
Rhode Island				Injured									
Richmond				Injured									
Dayton				Injured									
#21 UMass				Injured									
#13 Saint Louis				Injured									
VCU				Injured									
La Salle				Injured									
Rhode Island				Injured									
Fordham				Injured									
Dayton				Injured									
St. Bonaventure				Injured									
George Washington				Injured									
La Salle				Injured									
A-10 Quarterfinals													

* Denotes game started



JAVON BAUMANN

Redshirt Freshman • Center • 6-8
Solms-Oberbiel, Germany
Theodor-Heus School

Overall Stats: 1.6 ppg, 1.9 rpg, 0.2 apg
Atlantic 10 Stats: 1.7 ppg, 1.5 rpg, 0.3 apg

34

2013-14:

- Pulled down one rebound in each win over Dayton and Fordham
- Saw action against #13 Saint Louis
- Hit career-high 8 pts (4-of-5 FG) in career-high 20 min vs. Duquesne
- Saw action at George Mason and #19 Massachusetts
- Scored career-high six points (3-of-3 FG) against Binghamton
- Saw action against Drexel and Villanova
- Pulled down two boards in win over Siena
- Scored five points and grabbed six rebounds in win over Marist
- Saw six minutes of action in season-opening win over Vermont

High School/Personal:

- Played for the Licher Baeren team in Germany's Pro-B League
- Food marketing major

2013-14 Game-by-Game

OPPONENT	MIN	FG-A	3PT-A	FT-A	OR	DR	TR	F	A	TO	BL	S	PT
Vermont	6	0-1	0-0	0-0	0	1	1	0	1	0	0	1	0
Marist	9	2-2	0-0	1-2	2	4	6	2	0	2	0	0	5
Creighton	3	0-1	0-0	0-0	0	0	0	0	0	0	0	0	0
LSU				Did not play									
Siena	5	0-2	0-0	1-2	2	0	2	0	0	0	2	0	1
Washington State				Did not play									
Temple				Did not play									
#14 Villanova	5	0-1	0-0	0-0	1	2	3	0	0	0	0	0	0
Drexel	2	0-1	0-0	0-0	1	0	1	0	0	1	0	0	0
Loyola-Md.				Did not play									
Boston University				Did not play									
Binghamton	11	3-3	0-0	0-1	2	2	4	3	0	0	0	0	6
Denver				Did not play									
#19 Massachusetts	10	0-0	0-0	0-0	0	0	0	0	0	0	0	0	0
George Mason	3	1-1	0-0	0-0	1	1	2	1	0	0	0	0	2
Duquesne	20	4-5	0-0	0-3	1	4	5	1	2	2	0	0	8
Penn	8	0-0	0-0	1-4	1	0	1	1	0	1	0	0	1
Rhode Island				Did not play									
Richmond				Did not play									
Dayton				Did not play									
#21 UMass				Did not play									
#13 Saint Louis	1	0-0	0-0	0-0	0	0	0	0	0	0	0	0	0
VCU				Did not play									
La Salle				Did not play									
Rhode Island				Did not play									
Fordham	2	0-0	0-0	0-0	0	1	1	0	0	1	0	0	0
Dayton	2	0-0	0-0	0-0	0	1	1	0	0	0	0	0	0
St. Bonaventure				Did not play									
George Washington				Did not play									
La Salle				Did not play									
A-10 Quarterfinals													

* Denotes game started



DEANDRE' BEMBRY

Freshman • Forward • 6-6
Charlotte, N.C.
The Patrick School (N.J.)

Atlantic 10 Co-Rookie of the Year
Atlantic 10 All-Rookie Team

43

Overall Stats: 12.2 ppg, 4.5 rpg, 2.6 apg
Atlantic 10 Stats: 13.4 ppg, 4.8 rpg, 2.7 apg

2013-14:
- Has hit double figures in last eight games
- Led team with career-high 22 pts (8-of-14 FG) and 8 assists at GW
- Hit 18 points (5-of-9 FG) at St. Bonaventure
- Scored all 16 points (5-of-12) in second half in win at La Salle
- Registered 18 points (8-of-13 FG) against VCU
- Atlantic 10 Co-Rookie of the Week (2/10)
- Hit 11 points twice in back-to-back games at Richmond and Dayton
- Hit 13 points (5-of-6 FG) in win at Penn
- Registered 17 points (7-of-11 FG) at George Mason
- Posted 16 points (7-11 FG) at #19 Massachusetts
- Had career-high eight assists against Binghamton
- Registered 18 points (7-of-11 FG) against Drexel
- Posted 17 points (5-of-9 FG) against Villanova
- Hit 12 pts (5-of-9 FG) and pulled down season-high 9 boards at Temple
- Recorded 13 pts (5-of-9 FG) and four rebs against Washington State
- Atlantic 10 Rookie of the Week (11/18)
- Hit for team-high 20 points (8-of-14 FG) against Creighton
- Scored 11 points (4-of-8 FG) in collegiate debut at Vermont

High School/Personal:
- 2013 Union County Player of the Year and All-State First Team
- McDonalds All-American nominee
- Averaged 21.8 points and 9.0 rebounds per game as a senior
- Sports marketing major

2013-14 Game-by-Game

OPPONENT	MIN	FG-A	3PT-A	FT-A	OR	DR	TR	F	A	TO	BL	S	PT
Vermont*	32	4-8	2-4	1-4	0	6	6	3	2	2	1	0	11
Marist*	26	4-8	1-1	0-0	1	0	1	3	2	1	0	2	9
Creighton*	37	8-14	4-8	0-1	1	1	2	2	4	2	1	0	20
LSU*	32	2-6	0-1	1-2	0	2	2	3	0	4	1	1	5
Siena*	28	0-1	0-0	1-4	0	2	2	2	1	1	0	3	1
Washington State*	28	5-9	1-2	2-2	1	3	4	3	2	1	1	0	13
Temple*	35	5-9	0-3	2-2	2	7	9	1	1	4	0	1	12
#14 Villanova*	28	5-9	2-3	5-7	1	2	3	5	2	3	2	0	17
Drexel*	30	7-11	2-3	2-5	1	1	2	4	3	2	0	0	18
Loyola-Md.*	29	1-7	0-3	3-5	2	7	9	3	4	4	0	1	5
Boston University*	26	3-8	1-4	4-4	1	2	3	4	0	2	1	2	11
Binghamton*	25	1-5	0-2	0-2	1	5	6	0	8	1	1	0	2
Denver*	38	4-14	1-4	4-7	1	5	6	1	4	2	0	1	13
#19 Massachusetts*	39	7-11	0-1	2-4	2	6	8	2	1	4	2	0	16
George Mason*	37	7-11	0-2	3-7	1	4	5	1	3	0	0	1	17
Duquesne*	27	2-5	1-4	2-4	1	5	6	0	5	2	2	2	7
Penn*	24	5-6	1-1	2-2	0	3	3	0	1	3	0	2	13
Rhode Island*	35	2-5	1-2	4-8	0	4	4	3	1	3	0	0	9
Richmond*	37	5-17	0-4	1-2	5	3	8	4	2	2	0	2	11
Dayton*	35	3-10	0-2	5-7	0	1	1	3	3	4	1	0	11
#21 UMass*	36	3-11	2-3	5-8	3	5	8	5	3	4	1	1	13
#13 Saint Louis*	25	0-6	0-3	5-8	1	1	2	3	0	2	1	1	5
VCU*	35	8-13	1-4	1-5	2	4	6	1	3	2	1	3	18
La Salle*	39	5-12	1-3	5-6	1	4	5	2	1	1	1	3	16
Rhode Island*	26	5-6	2-2	0-0	1	1	2	4	1	2	0	2	12
Fordham*	22	5-9	3-4	0-0	1	2	3	4	2	3	0	0	13
Dayton*	25	3-8	2-2	4-4	1	1	2	4	4	1	1	2	12
St. Bonaventure*	33	5-9	1-3	7-8	0	3	3	3	1	3	1	0	18
George Washington*	40	8-14	2-6	4-8	1	4	5	4	8	5	0	1	22
La Salle*	39	5-10	2-4	3-8	1	7	8	4	5	4	0	0	15
A-10 Quarterfinals													

* Denotes game started

BRENDAN CASPER

Freshman • Forward • 6-6
Audubon, Pa.
Methacton

20

Overall Stats: 0.9 ppg, 0.3 rpg, 0.1 apg
Atlantic 10 Stats: 0.7 ppg, 0.7 rpg, 0.3 apg

2013-14:
- Pulled down a rebound against Dayton
- Scored two points and added a rebound against Fordham
- Scored two points on a pair of made free throws in win at Penn
- Saw action in wins over Duquesne, Binghamton and Siena
- Scored two points in collegiate debut against Marist

High School/Personal:
- Made the Hawks' squad as a walk-on
- 2013 Pottstown Area Player of the Year
- Averaged 20.0 points and 10.0 rebounds per game as a senior
- Father, Rob, played basketball under Phil Martelli at Kenrick High School
- Business administration major

2013-14 Game-by-Game

OPPONENT	MIN	FG-A	3PT-A	FT-A	OR	DR	TR	F	A	TO	BL	S	PT
Marist	2	1-4	0-0	0-0	0	0	0	0	0	0	0	0	2
Siena	1	0-0	0-0	0-0	0	0	0	0	0	0	0	0	0
Binghamton	3	0-1	0-0	0-0	0	0	0	0	0	0	0	0	0
Duquesne	2	0-0	0-0	0-0	1	0	1	1	1	0	0	0	0
Penn	3	0-1	0-0	2-2	0	0	0	1	0	0	0	1	2
Fordham	1	1-1	0-0	0-0	1	0	1	0	0	0	0	0	2
Dayton	2	0-0	0-0	0-0	0	0	0	1	0	0	0	0	0

JAI WILLIAMS

Freshman • Forward • 6-6
Philadelphia, Pa.
Philadelphia Electrical & Technical Charter

40

Overall Stats: ---
Atlantic 10 Stats: ---

2013-14
- Redshirting the season

High School/Personal:
- 2013 McDonalds All-American nominee
- Two-time All-Public League selection
- Averaged 10.2 points as a senior
- Studio arts major

Individual Career History

BAUMANN, Javon

Season	gp-gs	min/avg	Total fg-fga	pct	3-Point fg-fga	pct	F-Throws ft-fta	pct	Rebounds off	def	tot	avg	pf	fo	ast	to	blk	stl	Scoring pts	avg
2013-14	14-0	87/6.2	10-17	.588	0-0	.000	3-12	.250	11	16	27	1.9	8	0	3	7	2	1	23	1.6
TOTAL	14-0	87/6.2	10-17	.588	0-0	.000	3-12	.250	11	16	27	1.9	8	0	3	7	2	1	23	1.6

BEMBRY, DeAndre

Season	gp-gs	min/avg	Total fg-fga	pct	3-Point fg-fga	pct	F-Throws ft-fta	pct	Rebounds off	def	tot	avg	pf	fo	ast	to	blk	stl	Scoring pts	avg
2013-14	30-30	948/31.6	127-272	.467	33-88	.375	78-134	.582	33	101	134	4.5	81	2	77	74	19	31	365	12.2
TOTAL	30-30	948/31.6	127-272	.467	33-88	.375	78-134	.582	33	101	134	4.5	81	2	77	74	19	31	365	12.2

CASPER, Brendan

Season	gp-gs	min/avg	Total fg-fga	pct	3-Point fg-fga	pct	F-Throws ft-fta	pct	Rebounds off	def	tot	avg	pf	fo	ast	to	blk	stl	Scoring pts	avg
2013-14	7-0	14/2.0	2-7	.286	0-0	.000	2-2	1.000	2	0	2	0.3	3	0	1	0	0	1	6	0.9
TOTAL	7-0	14/2.0	2-7	.286	0-0	.000	2-2	1.000	2	0	2	0.3	3	0	1	0	0	1	6	0.9

GALLOWAY, Langston

Season	gp-gs	min/avg	Total fg-fga	pct	3-Point fg-fga	pct	F-Throws ft-fta	pct	Rebounds off	def	tot	avg	pf	fo	ast	to	blk	stl	Scoring pts	avg
2010-11	33-33	1132/34.3	135-338	.399	65-166	.392	86-97	.887	46	137	183	5.5	81	2	95	40	18	56	421	12.8
2011-12	34-33	1215/35.7	182-373	.488	90-193	.466	73-93	.785	34	119	153	4.5	91	4	76	41	20	35	527	15.5
2012-13	32-32	1142/35.7	150-362	.414	80-203	.394	61-79	.772	22	93	115	3.6	74	2	72	47	11	44	441	13.8
2013-14	30-30	1072/35.7	162-376	.431	91-214	.425	94-115	.817	27	108	135	4.5	69	0	44	23	16	31	509	17.0
TOTAL	129-128	4561/35.4	629-1449	.434	326-776	.420	314-384	.818	129	457	586	4.5	315	8	287	151	65	166	1898	14.7

KANACEVIC, Halil

Season	gp-gs	min/avg	Total fg-fga	pct	3-Point fg-fga	pct	F-Throws ft-fta	pct	Rebounds off	def	tot	avg	pf	fo	ast	to	blk	stl	Scoring pts	avg
2009-10*	33-7	877/26.6	110-278	.396	8-47	.170	54-85	.635	90	170	260	7.9	106	6	40	59	61	19	282	8.5
2011-12	34-34	949/27.9	114-253	.451	10-41	.244	45-82	.549	89	194	283	8.3	125	8	125	100	58	25	283	8.3
2012-13	26-14	752/28.9	79-182	.434	11-41	.268	51-67	.761	55	132	187	7.2	87	5	92	85	43	23	220	8.5
2013-14	30-30	936/31.2	118-214	.551	13-36	.361	59-105	.562	59	189	248	8.3	110	6	133	85	48	21	308	10.3
TOTAL	90-78	2637/29.3	311-649	.479	34-118	.288	155-254	.610	203	515	718	8.0	322	19	350	270	149	69	811	9.0
All*	123-85	3514/28.6	421-927	.454	42-165	.255	209-339	.617	293	685	978	8.0	428	25	390	329	210	88	1093	8.9

* Statistics from prior team/school

KELLY, Colin

Season	gp-gs	min/avg	Total fg-fga	pct	3-Point fg-fga	pct	F-Throws ft-fta	pct	Rebounds off	def	tot	avg	pf	fo	ast	to	blk	stl	Scoring pts	avg
2011-12	1-0	1/1.0	0-0	.000	0-0	.000	0-0	.000	0	0	0	0.0	0	0	0	0	0	0	0	0.0
2012-13	7-0	9/1.3	0-0	.000	0-0	.000	0-2	.000	1	0	1	0.1	0	0	0	1	1	0	0	0.0
2013-14	9-0	18/2.0	1-3	.333	0-1	.000	1-2	.500	2	1	3	0.3	2	0	0	1	1	0	3	0.3
TOTAL	17-0	28/1.6	1-3	.333	0-1	.000	1-4	.250	3	1	4	0.2	2	0	0	2	2	0	3	0.2

KINDLER, Eric

Season	gp-gs	min/avg	Total fg-fga	pct	3-Point fg-fga	pct	F-Throws ft-fta	pct	Rebounds off	def	tot	avg	pf	fo	ast	to	blk	stl	Scoring pts	avg
2012-13	6-0	7/1.2	2-2	1.000	0-0	.000	1-2	.500	0	0	0	0.0	0	0	1	0	0	2	5	0.8
2013-14	5-0	10/2.0	0-2	.000	0-1	.000	0-1	.000	1	3	4	0.8	0	0	1	2	0	0	0	0.0
TOTAL	11-0	17/1.5	2-4	.500	0-1	.000	1-3	.333	1	3	4	0.4	0	0	2	2	0	2	5	0.5

Individual Career History

MASCHMEYER, Evan

			Total		3-Point		F-Throws		Rebounds										Scoring	
Season	gp-gs	min/avg	fg-fga	pct	fg-fga	pct	ft-fta	pct	off	def	tot	avg	pf	fo	ast	to	blk	stl	pts	avg
2011-12	19-1	74/3.9	6-13	.462	1-4	.250	8-11	.727	1	4	5	0.3	8	0	6	5	0	3	21	1.1
2012-13	12-0	37/3.1	0-6	.000	0-2	.000	2-2	1.000	1	8	9	0.8	4	0	5	4	0	1	2	0.2
2013-14	21-0	121/5.8	7-25	.280	3-10	.300	8-11	.727	4	7	11	0.5	11	0	8	13	0	1	25	1.2
TOTAL	52-1	232/4.5	13-44	.295	4-16	.250	18-24	.750	6	19	25	0.5	23	0	19	22	0	5	48	0.9

MILES, Isaiah

			Total		3-Point		F-Throws		Rebounds										Scoring	
Season	gp-gs	min/avg	fg-fga	pct	fg-fga	pct	ft-fta	pct	off	def	tot	avg	pf	fo	ast	to	blk	stl	pts	avg
2012-13	12-0	61/5.1	10-19	.526	5-13	.385	2-4	.500	1	6	7	0.6	10	0	4	1	1	0	27	2.3
2013-14	26-0	256/9.8	27-69	.391	14-44	.318	16-19	.842	20	26	46	1.8	33	0	8	18	9	4	84	3.2
TOTAL	38-0	317/8.3	37-88	.420	19-57	.333	18-23	.783	21	32	53	1.4	43	0	12	19	10	4	111	2.9

MOLOCK, Kyle

			Total		3-Point		F-Throws		Rebounds										Scoring	
Season	gp-gs	min/avg	fg-fga	pct	fg-fga	pct	ft-fta	pct	off	def	tot	avg	pf	fo	ast	to	blk	stl	pts	avg
2013-14	8-0	28/3.5	0-1	.000	0-0	.000	2-3	.667	0	0	0	0.0	2	0	1	6	0	0	2	0.3
TOTAL	8-0	28/3.5	0-1	.000	0-0	.000	2-3	.667	0	0	0	0.0	2	0	1	6	0	0	2	0.3

NDAO, Papa

			Total		3-Point		F-Throws		Rebounds										Scoring	
Season	gp-gs	min/avg	fg-fga	pct	fg-fga	pct	ft-fta	pct	off	def	tot	avg	pf	fo	ast	to	blk	stl	pts	avg
2011-12	29-4	253/8.7	17-46	.370	8-30	.267	5-6	.833	7	31	38	1.3	27	0	13	23	12	8	47	1.6
2012-13	25-1	173/6.9	16-40	.400	10-29	.345	3-6	.500	8	20	28	1.1	23	0	9	19	4	2	45	1.8
2013-14	27-2	332/12.3	24-48	.500	17-35	.486	12-13	.923	9	30	39	1.4	34	0	17	16	4	8	77	2.9
TOTAL	81-7	758/9.4	57-134	.425	35-94	.372	20-25	.800	24	81	105	1.3	84	0	39	58	20	18	169	2.1

QUARLES, Daryus

			Total		3-Point		F-Throws		Rebounds										Scoring	
Season	gp-gs	min/avg	fg-fga	pct	fg-fga	pct	ft-fta	pct	off	def	tot	avg	pf	fo	ast	to	blk	stl	pts	avg
2010-11	33-33	675/20.5	66-209	.316	20-81	.247	17-26	.654	18	68	86	2.6	54	0	34	25	10	8	169	5.1
2011-12	30-30	607/20.2	55-145	.379	17-51	.333	19-28	.679	17	53	70	2.3	43	1	22	20	6	6	146	4.9
2012-13	29-4	291/10.0	23-63	.365	11-33	.333	5-12	.417	8	29	37	1.3	16	0	11	10	2	6	62	2.1
2013-14	21-0	267/12.7	20-58	.345	6-28	.214	12-21	.571	7	18	25	1.2	22	0	8	11	1	7	58	2.8
TOTAL	113-67	1840/16.3	164-475	.345	54-193	.280	53-87	.609	50	168	218	1.9	135	1	75	66	19	27	435	3.8

ROBERTS, Ronald

			Total		3-Point		F-Throws		Rebounds										Scoring	
Season	gp-gs	min/avg	fg-fga	pct	fg-fga	pct	ft-fta	pct	off	def	tot	avg	pf	fo	ast	to	blk	stl	pts	avg
2010-11	33-12	643/19.5	92-171	.538	0-0	.000	27-57	.474	72	82	154	4.7	71	1	14	29	19	11	211	6.4
2011-12	34-0	851/25.0	148-248	.597	0-0	.000	73-132	.553	78	124	202	5.9	66	3	13	46	24	16	369	10.9
2012-13	32-32	982/30.7	129-244	.529	0-0	.000	99-148	.669	114	153	267	8.3	71	1	32	52	30	17	357	11.2
2013-14	28-28	916/32.7	153-261	.586	0-0	.000	102-170	.600	77	125	202	7.2	69	3	38	58	36	11	408	14.6
TOTAL	127-72	3392/26.7	522-924	.565	0-0	.000	301-507	.594	341	484	825	6.5	277	8	97	185	109	55	1345	10.6

WILSON, Chris

			Total		3-Point		F-Throws		Rebounds										Scoring	
Season	gp-gs	min/avg	fg-fga	pct	fg-fga	pct	ft-fta	pct	off	def	tot	avg	pf	fo	ast	to	blk	stl	pts	avg
2011-12	33-1	678/20.5	32-88	.364	9-29	.310	37-54	.685	16	74	90	2.7	50	0	89	48	3	15	110	3.3
2012-13	32-23	962/30.1	71-190	.374	24-87	.276	42-66	.636	22	78	100	3.1	36	0	112	59	3	25	208	6.5
2013-14	30-30	995/33.2	94-231	.407	45-124	.363	49-72	.681	13	93	106	3.5	32	0	86	58	5	21	282	9.4
TOTAL	95-54	2635/27.7	197-509	.387	78-240	.325	128-192	.667	51	245	296	3.1	118	0	287	165	11	61	600	6.3

Saint Joseph's Basketball
Saint Joseph's Combined Team Statistics (as of Mar 09, 2014)
All games

RECORD:	OVERALL	HOME	AWAY	NEUTRAL
ALL GAMES	21-9	11-4	8-4	2-1
CONFERENCE	11-5	6-2	5-3	0-0
NON-CONFERENCE	10-4	5-2	3-1	2-1

					Total		3-Point		F-Throw		Rebounds											
##	Player	gp-gs	min	avg	fg-fga	fg%	3fg-fga	3fg%	ft-fta	ft%	off	def	tot	avg	pf	dq	a	to	blk	stl	pts	avg
10	GALLOWAY, Langston	30-30	1072	35.7	162-376	.431	91-214	.425	94-115	.817	27	108	135	4.5	69	0	44	23	16	31	509	17.0
13	ROBERTS, Ronald	28-28	916	32.7	153-261	.586	0-0	.000	102-170	.600	77	125	202	7.2	69	3	38	58	36	11	408	14.6
43	BEMBRY, DeAndre	30-30	948	31.6	127-272	.467	33-88	.375	78-134	.582	33	101	134	4.5	81	2	77	74	19	31	365	12.2
45	KANACEVIC, Halil	30-30	936	31.2	118-214	.551	13-36	.361	59-105	.562	59	189	248	8.3	110	6	133	85	48	21	308	10.3
24	WILSON, Chris	30-30	995	33.2	94-231	.407	45-124	.363	49-72	.681	13	93	106	3.5	32	0	86	58	5	21	282	9.4
15	MILES, Isaiah	26-0	256	9.8	27-69	.391	14-44	.318	16-19	.842	20	26	46	1.8	33	0	8	18	9	4	84	3.2
32	NDAO, Papa	27-2	332	12.3	24-48	.500	17-35	.486	12-13	.923	9	30	39	1.4	34	0	17	16	4	8	77	2.9
11	QUARLES, Daryus	21-0	267	12.7	20-58	.345	6-28	.214	12-21	.571	7	18	25	1.2	22	0	8	11	1	7	58	2.8
34	BAUMANN, Javon	14-0	87	6.2	10-17	.588	0-0	.000	3-12	.250	11	16	27	1.9	8	0	3	7	2	1	23	1.6
00	MASCHMEYER, Evan	21-0	121	5.8	7-25	.280	3-10	.300	8-11	.727	4	7	11	0.5	11	0	8	13	0	1	25	1.2
20	CASPER, Brendan	7-0	14	2.0	2-7	.286	0-0	.000	2-2	1.000	2	0	2	0.3	3	0	1	0	0	1	6	0.9
41	KELLY, Colin	9-0	18	2.0	1-3	.333	0-1	.000	1-2	.500	2	1	3	0.3	2	0	0	1	1	0	3	0.3
22	MOLOCK, Kyle	8-0	28	3.5	0-1	.000	0-0	.000	2-3	.667	0	0	0	0.0	2	0	1	6	0	0	2	0.3
25	KINDLER, Eric	5-0	10	2.0	0-2	.000	0-1	.000	0-1	.000	1	3	4	0.8	0	0	1	2	0	0	0	0.0
	Team										30	55	85					3				
	Total.....	30	6000		745-1584	.470	222-581	.382	438-680	.644	295	772	1067	35.6	476	11	425	375	141	137	2150	71.7
	Opponents.....	30	6000		729-1720	.424	206-599	.344	369-530	.696	301	678	979	32.6	570	18	416	314	67	201	2033	67.8

TEAM STATISTICS	SJU	OPP
SCORING	2150	2033
Points per game	71.7	67.8
Scoring margin	+3.9	-
FIELD GOALS-ATT	745-1584	729-1720
Field goal pct	.470	.424
3 POINT FG-ATT	222-581	206-599
3-point FG pct	.382	.344
3-pt FG made per game	7.4	6.9
FREE THROWS-ATT	438-680	369-530
Free throw pct	.644	.696
F-Throws made per game	14.6	12.3
REBOUNDS	1067	979
Rebounds per game	35.6	32.6
Rebounding margin	+2.9	-
ASSISTS	425	416
Assists per game	14.2	13.9
TURNOVERS	375	314
Turnovers per game	12.5	10.5
Turnover margin	-2.0	-
Assist/turnover ratio	1.1	1.3
STEALS	137	201
Steals per game	4.6	6.7
BLOCKS	141	67
Blocks per game	4.7	2.2
ATTENDANCE	60850	72358
Home games-Avg/Game	15-4057	12-5448
Neutral site-Avg/Game	-	3-2326

Score by Periods	1st	2nd	Totals
Saint Joseph's	1069	1081	2150
Opponents	894	1139	2033

	Date	Opponent		Score	Att.
	11/09/13	at Vermont	W	74-64	2698
	11/13/13	MARIST	W	81-62	3871
	11/16/13	CREIGHTON	L	79-83	4200
	11/28/13	vs LSU	L	65-82	2351
	11/29/13	vs Siena	W	78-66	2612
	12/01/13	vs Washington State	W	72-67	2016
	12/04/13	at Temple	L	69-77	8039
	12/07/13	VILLANOVA	L	68-98	4200
	12/18/13	DREXEL	W	75-55	3651
	12/21/13	at Loyola Maryland	W	88-77	1032
	12/29/13	BOSTON UNIVERSITY	W	73-67	4051
	12/31/13	BINGHAMTON	W	71-44	4076
	01/04/14	DENVER	W	53-52	4076
*	01/08/14	at Massachusetts	L	62-66	4621
*	01/11/14	at George Mason	W	84-80	5027
*	01/15/14	DUQUESNE	W	84-75	3937
	01/18/14	at Penn	W	85-68	8722
*	01/22/14	RHODE ISLAND	W	61-57	3861
*	01/25/14	at Richmond	L	62-77	7201
*	01/29/14	at Dayton	W	60-57	12083
*	02/01/14	MASSACHUSETTS	W	73-68	4200
*	02/05/14	SAINT LOUIS	L	49-65	4076
*	02/08/14	VCU	W	69-62	4200
*	02/15/14	at La Salle	W	75-64	3041
*	02/19/14	at Rhode Island	W	57-54	4712
*	02/22/14	FORDHAM	W	87-72	4200
*	02/25/14	DAYTON	W	79-53	4051
*	03/01/14	at St. Bonaventure	W	83-74	3975
*	03/05/14	at George Washington	L	71-76	4228
*	03/09/14	LA SALLE	L	63-71	4200

* - Conference game

Saint Joseph's Basketball
Saint Joseph's Season Box Score (as of Mar 09, 2014)
Conference games

RECORD:	OVERALL	HOME	AWAY	NEUTRAL
ALL GAMES	11-5	6-2	5-3	0-0
CONFERENCE	11-5	6-2	5-3	0-0
NON-CONFERENCE	0-0	0-0	0-0	0-0

					Total		3-Point		F-Throw		Rebounds											
##	Player	gp-gs	min	avg	fg-fga	fg%	3fg-fga	3fg%	ft-fta	ft%	off	def	tot	avg	pf	dq	a	to	blk	stl	pts	avg
10	GALLOWAY, Langston	16-16	597	37.3	85-205	.415	46-119	.387	53-66	.803	15	53	68	4.3	37	0	27	13	10	17	269	16.8
13	ROBERTS, Ronald	14-14	493	35.2	71-119	.597	0-0	.000	56-96	.583	36	60	96	6.9	39	2	21	30	24	5	198	14.1
43	BEMBRY, DeAndre	16-16	530	33.1	73-157	.465	18-49	.367	51-87	.586	21	55	76	4.8	47	1	43	42	11	18	215	13.4
45	KANACEVIC, Halil	16-16	526	32.9	71-121	.587	10-24	.417	29-57	.509	28	103	131	8.2	58	3	66	47	28	12	181	11.3
24	WILSON, Chris	16-16	569	35.6	47-127	.370	22-69	.319	26-35	.743	8	52	60	3.8	21	0	48	37	4	15	142	8.9
32	NDAO, Papa	15-2	239	15.9	18-38	.474	12-26	.462	4-4	1.000	5	19	24	1.6	25	0	13	11	3	6	52	3.5
11	QUARLES, Daryus	8-0	68	8.5	6-9	.667	2-5	.400	5-5	1.000	0	10	10	1.3	6	0	2	5	0	0	19	2.4
15	MILES, Isaiah	12-0	89	7.4	9-24	.375	4-17	.235	4-5	.800	6	13	19	1.6	8	0	3	6	3	0	26	2.2
34	BAUMANN, Javon	6-0	38	6.3	5-6	.833	0-0	.000	0-3	.000	2	7	9	1.5	2	0	2	3	0	0	10	1.7
20	CASPER, Brendan	3-0	5	1.7	1-1	1.000	0-0	.000	0-0	.000	2	0	2	0.7	2	0	1	0	0	0	2	0.7
41	KELLY, Colin	5-0	7	1.4	1-2	.500	0-0	.000	0-0	.000	1	1	2	0.4	1	0	0	1	1	0	2	0.4
00	MASCHMEYER, Evan	9-0	30	3.3	1-6	.167	1-2	.500	0-0	.000	1	4	5	0.6	4	0	2	4	0	0	3	0.3
25	KINDLER, Eric	2-0	3	1.5	0-0	.000	0-0	.000	0-1	.000	0	0	0	0.0	0	0	0	1	0	0	0	0.0
22	MOLOCK, Kyle	1-0	6	6.0	0-0	.000	0-0	.000	0-0	.000	0	0	0	0.0	0	0	0	3	0	0	0	0.0
	Team										14	22	36					1				
	Total.....	16	3200		388-815	.476	115-311	.370	228-359	.635	139	399	538	33.6	250	6	228	204	84	73	1119	69.9
	Opponents.....	16	3200		384-926	.415	111-308	.360	192-275	.698	177	364	541	33.8	288	7	217	172	33	117	1071	66.9

Score by Periods	1st	2nd	Totals
Saint Joseph's	532	587	1119
Opponents	476	595	1071

Saint Joseph's Basketball
Saint Joseph's Points-Rebounds-Assists (as of Mar 09, 2014)
All games

Opponent	Date	Score		00 MASCHMEYER	10 GALLOWAY,L	11 QUARLES,DA	13 ROBERTS,RO	15 MILES,ISAI	20 CASPER,BRE	22 MOLOCK,KYL
at Vermont	11/09/13	74-64	W	0-0-1	21-3-0	5-4-0	21-9-0	6-4-1	DNP	DNP
MARIST	11/13/13	81-62	W	3-0-0	20-8-3	7-1-0	16-10-2	2-2-1	2-0-0	0-0-1
CREIGHTON	11/16/13	79-83	L	DNP	14-3-0	2-1-1	13-4-1	5-2-0	DNP	DNP
vs LSU	11/28/13	65-82	L	2-2-1	8-5-1	2-1-1	21-7-1	3-1-0	DNP	0-0-0
vs Siena	11/29/13	78-66	W	4-1-1	27-7-3	7-0-1	19-4-0	0-0-0	0-0-0	0-0-0
vs Washington State	12/01/13	72-67	W	0-1-0	13-2-1	8-2-2	21-10-0	8-1-0	DNP	DNP
at Temple	12/04/13	69-77	L	0-0-0	24-4-0	2-3-1	13-8-0	0-2-1	DNP	DNP
VILLANOVA	12/07/13	68-98	L	4-0-1	18-7-1	4-0-0	12-8-0	0-2-0	DNP	0-0-0
DREXEL	12/18/13	75-55	W	0-0-0	11-3-2	0-0-0	8-7-2	0-2-1	DNP	0-0-0
at Loyola Maryland	12/21/13	88-77	W	2-0-2	14-4-0	0-0-0	20-4-4	17-3-0	DNP	2-0-0
BOSTON UNIVERSITY	12/29/13	73-67	W	0-0-0	16-3-4	0-3-0	19-8-2	0-1-0	DNP	DNP
BINGHAMTON	12/31/13	71-44	W	7-2-0	20-7-0	0-0-0	8-8-2	11-6-0	0-0-0	0-0-0
DENVER	01/04/14	53-52	W	DNP	14-7-0	DNP	9-15-2	0-0-0	DNP	DNP
at Massachusetts	01/08/14	62-66	L	DNP	18-5-3	DNP	4-2-3	DNP	DNP	DNP
at George Mason	01/11/14	84-80	W	0-0-0	20-6-3	0-3-0	DNP	DNP	DNP	DNP
DUQUESNE	01/15/14	84-75	W	3-1-1	26-4-2	9-4-2	DNP	DNP	0-1-1	0-0-0
at Penn	01/18/14	85-68	W	0-0-0	20-4-2	2-0-0	10-4-1	6-1-1	2-0-0	DNP
RHODE ISLAND	01/22/14	61-57	W	0-0-0	15-4-0	DNP	20-9-1	2-0-0	DNP	DNP
at Richmond	01/25/14	62-77	L	DNP	13-1-1	0-0-0	5-4-1	0-2-0	DNP	DNP
at Dayton	01/29/14	60-57	W	DNP	12-4-2	0-0-0	12-6-0	DNP	DNP	DNP
MASSACHUSETTS	02/01/14	73-68	W	0-1-0	7-3-0	DNP	17-6-2	1-0-0	DNP	DNP
SAINT LOUIS	02/05/14	49-65	L	DNP	6-6-2	DNP	19-9-0	0-2-0	DNP	DNP
VCU	02/08/14	69-62	W	0-2-0	24-6-1	4-0-0	9-9-1	0-0-0	DNP	DNP
at La Salle	02/15/14	75-64	W	0-0-0	18-4-1	DNP	15-4-1	3-1-0	DNP	DNP
at Rhode Island	02/19/14	57-54	W	0-0-0	6-3-1	4-1-0	18-9-2	0-1-0	DNP	DNP
FORDHAM	02/22/14	87-72	W	0-1-0	33-4-1	0-1-0	13-9-3	4-3-0	2-1-0	DNP
DAYTON	02/25/14	79-53	W	0-0-1	7-4-2	2-1-0	22-7-0	0-0-0	0-0-0	DNP
at St. Bonaventure	03/01/14	83-74	W	DNP	27-8-4	DNP	15-6-1	11-4-0	DNP	DNP
at George Washington	03/05/14	71-76	L	DNP	10-3-4	DNP	16-8-2	5-5-3	DNP	DNP
LA SALLE	03/09/14	63-71	L	DNP	27-3-0	DNP	13-8-4	0-1-0	DNP	DNP

Opponent	Date	Score		24 WILSON,CHR	25 KINDLER,ER	32 NDAO,PAPA	34 BAUMANN,JA	41 KELLY,COLI	43 BEMBRY,DEA	45 KANACEVIC,
at Vermont	11/09/13	74-64	W	8-2-2	DNP	DNP	0-1-1	DNP	11-6-2	2-7-3
MARIST	11/13/13	81-62	W	5-3-1	0-2-0	0-0-0	5-6-0	0-1-0	9-1-2	12-11-8
CREIGHTON	11/16/13	79-83	L	18-3-3	DNP	2-1-0	0-0-0	DNP	20-2-4	5-10-10
vs LSU	11/28/13	65-82	L	7-4-1	DNP	5-1-0	DNP	DNP	5-2-0	12-3-1
vs Siena	11/29/13	78-66	W	8-3-5	DNP	0-2-0	1-2-0	0-0-0	1-2-1	11-6-2
vs Washington State	12/01/13	72-67	W	2-6-4	DNP	DNP	DNP	DNP	13-4-2	7-8-3
at Temple	12/04/13	69-77	L	7-3-5	DNP	0-1-0	DNP	DNP	12-9-1	11-9-2
VILLANOVA	12/07/13	68-98	L	3-4-3	DNP	0-0-0	0-3-0	DNP	17-3-2	10-4-2
DREXEL	12/18/13	75-55	W	11-5-0	DNP	0-4-1	0-1-0	DNP	18-2-3	27-14-4
at Loyola Maryland	12/21/13	88-77	W	17-3-3	DNP	4-1-0	DNP	DNP	5-9-4	7-8-6
BOSTON UNIVERSITY	12/29/13	73-67	W	19-1-1	DNP	2-1-0	DNP	DNP	11-3-0	6-8-7
BINGHAMTON	12/31/13	71-44	W	13-2-3	0-2-1	3-2-0	6-4-0	1-0-0	2-6-8	0-8-7
DENVER	01/04/14	53-52	W	9-3-2	DNP	0-0-1	DNP	DNP	13-6-4	8-6-0
at Massachusetts	01/08/14	62-66	L	5-1-1	DNP	0-3-1	0-0-0	0-1-0	16-8-1	19-13-6
at George Mason	01/11/14	84-80	W	9-4-5	DNP	13-2-2	2-2-0	0-0-0	17-5-3	23-7-1
DUQUESNE	01/15/14	84-75	W	16-4-8	0-0-0	5-7-1	8-5-2	2-1-0	7-6-5	8-4-5
at Penn	01/18/14	85-68	W	13-4-5	0-0-0	9-2-2	1-1-0	0-0-0	13-3-1	9-15-12
RHODE ISLAND	01/22/14	61-57	W	2-3-6	DNP	2-3-0	DNP	DNP	9-4-1	11-5-3
at Richmond	01/25/14	62-77	L	10-8-2	DNP	2-1-1	DNP	DNP	11-8-2	21-19-3
at Dayton	01/29/14	60-57	W	15-1-2	DNP	2-1-0	DNP	DNP	11-1-3	8-11-3
MASSACHUSETTS	02/01/14	73-68	W	12-6-2	DNP	5-0-2	DNP	DNP	13-8-3	18-6-5
SAINT LOUIS	02/05/14	49-65	L	5-3-1	DNP	5-1-0	0-0-0	DNP	5-2-0	9-9-2
VCU	02/08/14	69-62	W	7-3-1	DNP	DNP	DNP	DNP	18-6-3	7-10-7
at La Salle	02/15/14	75-64	W	10-3-3	DNP	3-2-1	DNP	DNP	16-5-1	10-6-6
at Rhode Island	02/19/14	57-54	W	2-3-2	DNP	3-0-1	DNP	DNP	12-2-1	12-9-4
FORDHAM	02/22/14	87-72	W	9-4-4	0-0-0	3-0-2	0-1-0	0-0-0	13-3-2	10-7-5
DAYTON	02/25/14	79-53	W	20-2-3	DNP	6-0-1	0-1-0	0-0-0	12-2-4	10-8-8
at St. Bonaventure	03/01/14	83-74	W	4-5-3	DNP	3-2-1	DNP	DNP	18-3-1	5-4-5
at George Washington	03/05/14	71-76	L	14-6-2	DNP	0-1-0	DNP	DNP	22-5-8	4-1-0
LA SALLE	03/09/14	63-71	L	2-4-3	DNP	0-1-0	DNP	DNP	15-8-5	6-12-3

Saint Joseph's Basketball
Saint Joseph's Team Game-by-Game (as of Mar 09, 2014)
All games

TEAM STATISTICS

				Total		3-Pointers		Free throws		Rebounds										
Opponent	Date	Score		fg-fga	pct	3fg-fga	pct	ft-fta	pct	off	def	tot	avg	pf	a	t/o	blk	stl	pts	avg
at Vermont	11/09/13	74-64	W	24-52	.462	6-16	.375	20-30	.667	11	30	41	41.0	22	10	14	4	3	74	74.0
MARIST	11/13/13	81-62	W	30-61	.492	7-16	.438	14-21	.667	14	33	47	44.0	17	18	12	3	5	81	77.5
CREIGHTON	11/16/13	79-83	L	26-55	.473	14-31	.452	13-16	.813	9	19	28	38.7	19	19	8	4	2	79	78.0
vs LSU	11/28/13	65-82	L	25-56	.446	3-16	.188	12-26	.462	10	19	29	36.2	15	6	12	4	8	65	74.8
vs Siena	11/29/13	78-66	W	25-48	.521	8-15	.533	20-31	.645	9	21	30	35.0	16	13	13	5	12	78	75.4
vs Washington State	12/01/13	72-67	W	27-56	.482	7-18	.389	11-18	.611	9	28	37	35.3	13	12	7	6	2	72	74.8
at Temple	12/04/13	69-77	L	25-65	.385	6-26	.231	13-16	.813	17	28	45	36.7	20	10	15	2	2	69	74.0
VILLANOVA	12/07/13	68-98	L	22-60	.367	4-20	.200	20-27	.741	12	26	38	36.9	24	9	11	8	2	68	73.2
DREXEL	12/18/13	75-55	W	30-56	.536	5-16	.313	10-22	.455	12	30	42	37.4	20	13	12	5	3	75	73.4
at Loyola Maryland	12/21/13	88-77	W	24-52	.462	8-21	.381	32-40	.800	10	27	37	37.4	18	19	14	3	3	88	74.9
BOSTON UNIVERSITY	12/29/13	73-67	W	24-53	.453	5-15	.333	20-25	.800	11	22	33	37.0	11	14	12	5	4	73	74.7
BINGHAMTON	12/31/13	71-44	W	26-52	.500	14-26	.538	5-14	.357	11	37	48	37.9	12	21	13	2	5	71	74.4
DENVER	01/04/14	53-52	W	18-48	.375	4-10	.400	13-23	.565	15	23	38	37.9	11	9	13	5	9	53	72.8
at Massachusetts	01/08/14	62-66	L	23-47	.489	6-18	.333	10-17	.588	8	27	35	37.7	15	15	17	5	3	62	72.0
at George Mason	01/11/14	84-80	W	29-49	.592	7-16	.438	19-26	.731	4	27	31	37.3	10	14	15	4	7	84	72.8
DUQUESNE	01/15/14	84-75	W	31-48	.646	17-27	.630	5-14	.357	6	31	37	37.2	11	27	22	4	4	84	73.5
at Penn	01/18/14	85-68	W	31-55	.564	16-24	.667	7-12	.583	6	30	36	37.2	8	24	15	1	4	85	74.2
RHODE ISLAND	01/22/14	61-57	W	19-43	.442	2-14	.143	21-38	.553	9	21	30	36.8	15	11	13	9	5	61	73.4
at Richmond	01/25/14	62-77	L	26-70	.371	6-22	.273	4-10	.400	21	23	44	37.2	21	10	8	2	3	62	72.8
at Dayton	01/29/14	60-57	W	21-45	.467	6-17	.353	12-21	.571	4	25	29	36.8	17	10	13	6	6	60	72.2
MASSACHUSETTS	02/01/14	73-68	W	21-51	.412	6-13	.462	25-40	.625	10	22	32	36.5	19	14	10	2	3	73	72.2
SAINT LOUIS	02/05/14	49-65	L	15-47	.319	1-15	.067	18-30	.600	12	21	33	36.4	15	5	17	9	8	49	71.2
VCU	02/08/14	69-62	W	25-57	.439	6-21	.286	13-20	.650	13	26	39	36.5	12	13	12	6	6	69	71.1
at La Salle	02/15/14	75-64	W	25-51	.490	7-17	.412	18-22	.818	6	23	29	36.2	12	13	8	8	6	75	71.2
at Rhode Island	02/19/14	57-54	W	22-49	.449	4-16	.250	9-14	.643	4	26	30	35.9	15	11	7	1	5	57	70.7
FORDHAM	02/22/14	87-72	W	29-49	.592	15-29	.517	14-19	.737	9	27	36	35.9	13	17	19	5	2	87	71.3
DAYTON	02/25/14	79-53	W	28-48	.583	9-15	.600	14-20	.700	3	24	27	35.6	12	19	6	8	6	79	71.6
at St. Bonaventure	03/01/14	83-74	W	27-50	.540	8-23	.348	21-24	.875	7	26	33	35.5	21	15	16	9	5	83	72.0
at George Washington	03/05/14	71-76	L	25-56	.446	8-26	.308	13-22	.591	9	23	32	35.4	22	19	7	3	4	71	72.0
LA SALLE	03/09/14	63-71	L	22-55	.400	7-22	.318	12-22	.545	14	27	41	35.6	20	15	14	3	0	63	71.7
Saint Joseph's		2150		745-1584	.470	222-581	.382	438-680	.644	295	772	1067	35.6	476	425	375	141	137	2150	71.7
Opponents		2033		729-1720	.424	206-599	.344	369-530	.696	301	678	979	32.6	570	416	314	67	201	2033	67.8

Games played: 30
Points/game: 71.7
FG Pct: 47.0
3FG Pct: 38.2
FT Pct: 64.4

Rebounds/game: 35.6
Assists/game: 14.2
Turnovers/game: 12.5
Assist/turnover ratio: 1.1
Steals/game: 4.6
Blocks/game: 4.7

Saint Joseph's Basketball
Saint Joseph's Game-by-Game Highs (as of Mar 11, 2014)
All games

Opponent	Date	Score	Points	Rebounds	Assists	Steals	Blocked shots
at Vermont	11/09/13	74-64	21-GALLOWAY, Lang ROBERTS, Ronald	9-ROBERTS, Ronald	3-KANACEVIC, Halil	1-KANACEVIC, Halil MILES, Isaiah BAUMANN, Javon	2-MILES, Isaiah
MARIST	11/13/13	81-62	20-GALLOWAY, Lang	11-KANACEVIC, Halil	8-KANACEVIC, Halil	2-BEMBRY, DeAndre QUARLES, Daryus	3-KANACEVIC, Halil
CREIGHTON	11/16/13	79-83	20-BEMBRY, DeAndr	10-KANACEVIC, Halil	10-KANACEVIC, Halil	1-GALLOWAY, Langs WILSON, Chris	2-KANACEVIC, Halil
vs LSU	11/28/13	65-82	21-ROBERTS, Ronald	7-ROBERTS, Ronald	1-WILSON, Chris KANACEVIC, Halil GALLOWAY, Langst ROBERTS, Ronald MASCHMEYER, Ev QUARLES, Daryus	4-KANACEVIC, Halil	2-ROBERTS, Ronald
vs Siena	11/29/13	78-66	27-GALLOWAY, Lang	7-GALLOWAY, Langs	5-WILSON, Chris	5-GALLOWAY, Langs	2-BAUMANN, Javon
vs Washington State	12/01/13	72-67	21-ROBERTS, Ronald	10-ROBERTS, Ronald	4-WILSON, Chris	1-MILES, Isaiah MASCHMEYER, Ev	2-ROBERTS, Ronald KANACEVIC, Halil
at Temple	12/04/13	69-77	24-GALLOWAY, Lang	9-KANACEVIC, Halil BEMBRY, DeAndre	5-WILSON, Chris	1-ROBERTS, Ronald BEMBRY, DeAndre	2-ROBERTS, Ronald
VILLANOVA	12/07/13	68-98	18-GALLOWAY, Lang	8-ROBERTS, Ronald	3-WILSON, Chris	1-KANACEVIC, Halil QUARLES, Daryus	2-BEMBRY, DeAndre GALLOWAY, Langst
DREXEL	12/18/13	75-55	27-KANACEVIC, Halil	14-KANACEVIC, Halil	4-KANACEVIC, Halil	2-GALLOWAY, Langs	2-KANACEVIC, Halil
at Loyola Maryland	12/21/13	88-77	20-ROBERTS, Ronald	9-BEMBRY, DeAndre	6-KANACEVIC, Halil	1-MILES, Isaiah BEMBRY, DeAndre KANACEVIC, Halil	1-KANACEVIC, Halil MILES, Isaiah ROBERTS, Ronald
BOSTON UNIVERSITY	12/29/13	73-67	19-ROBERTS, Ronald WILSON, Chris	8-KANACEVIC, Halil ROBERTS, Ronald	7-KANACEVIC, Halil	2-BEMBRY, DeAndre GALLOWAY, Langst	2-KANACEVIC, Halil
BINGHAMTON	12/31/13	71-44	20-GALLOWAY, Lang	8-ROBERTS, Ronald KANACEVIC, Halil	8-BEMBRY, DeAndre	1-NDAO, Papa QUARLES, Daryus MILES, Isaiah GALLOWAY, Langst KANACEVIC, Halil	1-BEMBRY, DeAndre KANACEVIC, Halil
DENVER	01/04/14	53-52	14-GALLOWAY, Lang	15-ROBERTS, Ronald	4-BEMBRY, DeAndre	4-ROBERTS, Ronald	4-KANACEVIC, Halil
at Massachusetts	01/08/14	62-66	19-KANACEVIC, Halil	13-KANACEVIC, Halil	6-KANACEVIC, Halil	1-KANACEVIC, Halil GALLOWAY, Langst WILSON, Chris	2-BEMBRY, DeAndre ROBERTS, Ronald
at George Mason	01/11/14	84-80	23-KANACEVIC, Halil	7-KANACEVIC, Halil	5-WILSON, Chris	2-GALLOWAY, Langs KANACEVIC, Halil	2-WILSON, Chris NDAO, Papa
DUQUESNE	01/15/14	84-75	26-GALLOWAY, Lang	7-NDAO, Papa	8-WILSON, Chris	2-KANACEVIC, Halil BEMBRY, DeAndre	2-BEMBRY, DeAndre
at Penn	01/18/14	85-68	20-GALLOWAY, Lang	15-KANACEVIC, Halil	12-KANACEVIC, Halil	2-BEMBRY, DeAndre	1-KANACEVIC, Halil
RHODE ISLAND	01/22/14	61-57	20-ROBERTS, Ronald	9-ROBERTS, Ronald	6-WILSON, Chris	3-GALLOWAY, Langs	3-ROBERTS, Ronald
at Richmond	01/25/14	62-77	21-KANACEVIC, Halil	19-KANACEVIC, Halil	3-KANACEVIC, Halil	2-BEMBRY, DeAndre	1-GALLOWAY, Langs KANACEVIC, Halil
at Dayton	01/29/14	60-57	15-WILSON, Chris	11-KANACEVIC, Halil	3-KANACEVIC, Halil BEMBRY, DeAndre	2-WILSON, Chris	2-ROBERTS, Ronald KANACEVIC, Halil
MASSACHUSETTS	02/01/14	73-68	18-KANACEVIC, Halil	8-BEMBRY, DeAndre	5-KANACEVIC, Halil	1-KANACEVIC, Halil WILSON, Chris BEMBRY, DeAndre	1-ROBERTS, Ronald BEMBRY, DeAndre
SAINT LOUIS	02/05/14	49-65	19-ROBERTS, Ronald	9-KANACEVIC, Halil ROBERTS, Ronald	2-GALLOWAY, Langs KANACEVIC, Halil	3-WILSON, Chris	4-ROBERTS, Ronald
VCU	02/08/14	69-62	24-GALLOWAY, Lang	10-KANACEVIC, Halil	7-KANACEVIC, Halil	3-BEMBRY, DeAndre	2-KANACEVIC, Halil ROBERTS, Ronald
at La Salle	02/15/14	75-64	18-GALLOWAY, Lang	6-KANACEVIC, Halil	6-KANACEVIC, Halil	3-BEMBRY, DeAndre	4-KANACEVIC, Halil

Saint Joseph's Basketball
Saint Joseph's Game-by-Game Highs (as of Mar 11, 2014)
All games

Opponent	Date	Score	Points	Rebounds	Assists	Steals	Blocked shots
at Rhode Island	02/19/14	57-54	18-ROBERTS, Ronald	9-ROBERTS, Ronald KANACEVIC, Halil	4-KANACEVIC, Halil	2-GALLOWAY, Langs BEMBRY, DeAndre	1-GALLOWAY, Langs
FORDHAM	02/22/14	87-72	33-GALLOWAY, Lang	9-ROBERTS, Ronald	5-KANACEVIC, Halil	1-NDAO, Papa KANACEVIC, Halil	3-KANACEVIC, Halil
DAYTON	02/25/14	79-53	22-ROBERTS, Ronald	8-KANACEVIC, Halil	8-KANACEVIC, Halil	2-BEMBRY, DeAndre GALLOWAY, Langst	4-KANACEVIC, Halil
at St. Bonaventure	03/01/14	83-74	27-GALLOWAY, Lang	8-GALLOWAY, Langs	5-KANACEVIC, Halil	2-ROBERTS, Ronald	5-KANACEVIC, Halil
at George Washington	03/05/14	71-76	22-BEMBRY, DeAndr	8-ROBERTS, Ronald	8-BEMBRY, DeAndre	2-WILSON, Chris	2-ROBERTS, Ronald
LA SALLE	03/09/14	63-71	27-GALLOWAY, Lang	12-KANACEVIC, Halil	5-BEMBRY, DeAndre	None	1-MILES, Isaiah KANACEVIC, Halil GALLOWAY, Langst

Saint Joseph's Basketball
Saint Joseph's Team Game-by-Game Comparison (as of Mar 10, 2014)
All games

Opponent	1st	2nd	Score	Mar	Total FG	FG Pct	3-Pointers	3FG Pct	Free Throws	FT Pct	Rebounds		Assist	T/Over	Block	Steal	Fouls
Vermont	43/26	31/38	74-64	+10	24-52/20-51	.462/.392	6-16/4-17	.375/.235	20-30/20-29	.667/.690	41/28	+13	10/11	14/9	4/7	3/6	22/26
MARIST	40/25	41/37	81-62	+19	30-61/22-56	.492/.393	7-16/6-25	.438/.240	14-21/12-18	.667/.667	47/26	+21	18/13	12/9	3/3	5/5	17/18
CREIGHTON	45/40	34/43	79-83	(4)	26-55/31-56	.473/.554	14-31/11-22	.452/.500	13-16/10-14	.813/.714	28/29	(1)	19/19	8/8	4/2	2/4	19/15
LSU	30/46	35/36	65-82	(17)	25-56/30-57	.446/.526	3-16/10-22	.188/.455	12-26/12-15	.462/.800	29/38	(9)	6/17	12/16	4/2	8/9	15/21
Siena	46/26	32/40	78-66	+12	25-48/23-57	.521/.404	8-15/6-12	.533/.500	20-31/14-20	.645/.700	30/38	(8)	13/12	13/17	5/1	12/10	16/24
Washington State	34/28	38/39	72-67	+5	27-56/25-54	.482/.463	7-18/10-26	.389/.385	11-18/7-10	.611/.700	37/27	+10	12/14	7/8	6/1	2/3	13/17
Temple	34/39	35/38	69-77	(8)	25-65/27-61	.385/.443	6-26/5-17	.231/.294	13-16/18-25	.813/.720	45/37	+8	10/14	15/9	2/4	2/9	20/21
VILLANOVA	35/39	33/59	68-98	(30)	22-60/32-71	.367/.451	4-20/12-30	.200/.400	20-27/22-28	.741/.786	38/45	(7)	9/19	11/5	8/6	2/4	24/21
DREXEL	23/27	52/28	75-55	+20	30-56/21-55	.536/.382	5-16/0-11	.313/.000	10-22/13-25	.455/.520	42/35	+7	13/9	12/9	5/2	3/3	20/24
Loyola Maryland	60/24	28/53	88-77	+11	24-52/27-58	.462/.466	8-21/6-24	.381/.250	32-40/17-26	.800/.654	37/30	+7	19/14	14/12	3/2	3/6	18/26
BOSTON UNIVERSITY	28/35	45/32	73-67	+6	24-53/26-62	.453/.419	5-15/5-22	.333/.227	20-25/10-11	.800/.909	33/33	-	14/14	12/9	5/1	4/5	11/20
BINGHAMTON	39/15	32/29	71-44	+27	26-52/15-52	.500/.288	14-26/5-23	.538/.217	5-14/9-14	.357/.643	48/21	+27	21/8	13/7	2/0	5/7	12/17
DENVER	23/25	30/27	53-52	+1	18-48/19-43	.375/.442	4-10/7-20	.400/.350	13-23/7-10	.565/.700	38/26	+12	9/13	13/14	5/1	9/6	11/20
Massachusetts	31/28	31/38	62-66	(4)	23-47/24-55	.489/.436	6-18/5-15	.333/.333	10-17/13-21	.588/.619	35/28	+7	15/14	17/8	5/4	3/5	15/15
George Mason	40/45	44/35	84-80	+4	29-49/31-63	.592/.492	7-16/11-23	.438/.478	19-26/7-10	.731/.700	31/26	+5	14/13	15/11	4/0	7/9	10/16
DUQUESNE	52/20	32/55	84-75	+9	31-48/27-70	.646/.386	17-27/13-33	.630/.394	5-14/8-10	.357/.800	37/29	+8	27/18	22/10	4/1	4/17	11/17
Penn	57/23	28/45	85-68	+17	31-55/27-61	.564/.443	16-24/8-20	.667/.400	7-12/6-10	.583/.600	36/25	+11	24/22	15/10	1/2	4/7	8/12
RHODE ISLAND	27/30	34/27	61-57	+4	19-43/22-57	.442/.386	2-14/3-16	.143/.188	21-38/10-15	.553/.667	30/40	(10)	11/11	13/14	9/2	5/5	15/28
Richmond	28/35	34/42	62-77	(15)	26-70/23-48	.371/.479	6-22/10-22	.273/.455	4-10/21-30	.400/.700	44/35	+9	10/14	8/7	2/1	3/2	21/10
Dayton	20/25	40/32	60-57	+3	21-45/20-53	.467/.377	6-17/10-28	.353/.357	12-21/7-12	.571/.583	29/35	(6)	10/14	13/14	6/2	6/7	17/17
MASSACHUSETTS	41/25	32/43	73-68	+5	21-51/26-53	.412/.491	6-13/4-14	.462/.286	25-40/12-20	.625/.600	32/37	(5)	14/18	10/15	2/2	3/7	19/26
SAINT LOUIS	22/35	27/30	49-65	(16)	15-47/22-50	.319/.440	1-15/6-13	.067/.462	18-30/15-17	.600/.882	33/34	(1)	5/15	17/14	9/2	8/12	15/19
VCU	34/26	35/36	69-62	+7	25-57/25-60	.439/.417	6-21/4-14	.286/.286	13-20/8-12	.650/.667	39/35	+4	13/12	12/10	6/2	6/9	12/19
La Salle	36/26	39/38	75-64	+11	25-51/24-63	.490/.381	7-17/10-23	.412/.435	18-22/6-9	.818/.667	29/40	(11)	13/13	8/13	8/2	6/2	12/19
Rhode Island	25/33	32/21	57-54	+3	22-49/20-53	.449/.377	4-16/3-14	.250/.214	9-14/11-17	.643/.647	30/35	(5)	11/14	7/8	1/3	5/2	15/13
FORDHAM	42/30	45/42	87-72	+15	29-49/28-69	.592/.406	15-29/10-26	.517/.385	14-19/6-9	.737/.667	36/28	+8	17/15	19/8	5/3	2/15	13/18
DAYTON	39/20	40/33	79-53	+26	28-48/20-63	.583/.317	9-15/5-22	.600/.227	14-20/8-14	.700/.571	27/40	(13)	19/8	6/11	8/2	6/4	12/14
St. Bonaventure	40/35	43/39	83-74	+9	27-50/26-61	.540/.426	8-23/4-13	.348/.308	21-24/18-21	.875/.857	33/27	+6	15/11	16/13	9/2	5/7	21/22
George Washington	32/30	39/46	71-76	(5)	25-56/25-55	.446/.455	8-26/9-20	.308/.450	13-22/17-27	.591/.630	32/39	(7)	19/15	7/11	3/3	4/3	22/15
LA SALLE	23/33	40/38	63-71	(8)	22-55/21-53	.400/.396	7-22/4-12	.318/.333	12-22/25-31	.545/.806	41/33	+8	15/12	14/5	3/2	0/11	20/20

Note: Game totals are displayed in the format TEAM/OPPONENT for each category

Courtesy: Sideline Photos, LLC

GAME DAY FEATURE: RONALD ROBERTS, JR.

Courtesy: Nikki Philpot
Release: 02/25/2014

Tweet

The hawk is known for its cunning demeanor, the representation of a sly, clever predator that soars freely through the clouds to locate its prey. Once locked in on its unknowing victim, the hawk strikes: powerfully, and above all, mercilessly.

No one better embodies this characterization than Saint Joseph's senior forward Ronald Roberts, Jr. Known for his remarkable ability to consistently dominate above the rim, Roberts recognizes defensive weakness and seizes opportunity by soaring freely up into the air. Once above the rim, Roberts owns the advantage – power. And with that power, the Hawk strikes.

The hawk soars. Ronald Roberts, Jr., soars. It was meant to be.

Roberts' ability to launch himself high above the rim has allowed the senior to slam down the rock 164 times throughout his four-year career at Saint Joseph's. The power forward has thrown down his signature move five times in one game on three different occasions, including twice this season. Having played in 123 career games, the 6-foot-8, 225-pound senior averages 1.3 dunks every night he takes the court.

"I definitely love dunking," said Roberts. "It's something I've been doing since I was little, especially with my friends in my backyard on a little Fisher Price rim. Just watching Vince Carter growing up doing these crazy dunks. Dunking is my favorite thing to do on the court. It deflates the other team because they don't want their team to get dunked on. They kind of put their heads down, so it works as an advantage for us, especially with our home crowd. They go crazy."

Roberts is a threat to score every time he touches the ball, whether on the ground or in the air. The senior brings the Hagan Arena crowd to its feet game after game with every rim-shaking dunk, highlighted by a pair of

his personal favorites – a windmill dunk against Dayton in January 2012 and a monstrous throwdown against George Washington in February 2013. Although both dunks are remarkable in the stylistic sense, Roberts remembers them with a sense of pride due to the challenges he tackled to convert both plays.

“I went up to do the windmill dunk and I got fouled, and I still made [the free throw],” said Roberts of his sophomore-year dunk against the Flyers. “I like that dunk. And I like the dunk against George Washington where Halil [Kanacevic] threw it in on an out-of-bounds play; I caught it at a weird angle but I still got it to go in. That was cool.”

Roberts has been perfecting his craft since the day of his first real – outside of the Fisher Price days – dunk.

He was 13.

The standout admits that when he was first learning the move back in middle school, physically dunking the ball would take him multiple tries as he couldn’t do it on demand. However, his body would catch up quickly as just two years later he threw down dunk after dunk as a rookie on his freshman basketball team.

Of course, Roberts contributes in additional ways as he ranks second on the squad in scoring (14.3 points per game), rebounding (7.2 per game), and blocks (1.3 per game). Being one of SJU’s most effective all-around threats on both the offensive and defensive ends of the court demands an obvious amount of physicality. But contributing also requires a sharp mentality, and Roberts possesses a concrete understanding of what it takes to maintain a strong mentality from the opening tip through the final buzzer.

“It’s actually easy,” said Roberts in reference to switching his mentality between offense and defense. “I’m more defensive-minded if anything. I take it personally when my man scores on me. I just want to be the nastiest, dirtiest dude on the floor. A lot of guys are talented and have skills and that’s great, but I don’t think a lot of guys want to bring the toughness and nastiness, getting on the floor and doing all the dirty stuff, so I like to bring that to the game.”

Roberts utilizes his committed level of focus to lead his team by example. Although he is, self-admittedly, not the most vocal player on the court, Roberts demonstrates his leadership through each offensive and defensive play. And Roberts was rewarded for his consistency in leading by example in one of the most respected ways – alongside Langston Galloway and Halil Kanacevic, Roberts was named a team captain for the 2013-14 season.

“It meant a lot,” said Roberts of the captaincy. “I actually thought those guys were definitely going to be the captains because Lang was the captain before and Halil is very vocal. I’m more laid-back, but I like to show my teammates by example. I didn’t think I was going to get it, but I was very honored. It made me just want to show the younger guys what to do on the court and that you should always go hard. I love leading the team.”

Roberts has worked hard from the moment he stepped foot on campus for his very first collegiate basketball practice. He knew he would have to work hard on the college stage in order to succeed. So, he did. With the exception of a string of 12 starts in the final 13 games of his freshman season, Roberts began his career as a sixth man, coming off the bench for a majority of his freshman and sophomore campaigns. Although he desired a starting spot in the rotation in his second year, the then-sophomore continued to both work and play as hard as he could. That work ethic earned him 2011-12 Atlantic 10 Sixth Man of the Year recognition.

The Hawks’ captain has earned multiple accolades throughout his career, including Atlantic 10 All-Conference Third Team and All-Big 5 First Team recognition last season and a slot on the Atlantic 10 Preseason All-Conference Second Team this year. However, perhaps the most impressive pair of honors came last season. For the third consecutive year, Roberts received the Robert O’Neill Memorial Most Improved Player Award, and for the first time in his collegiate career, Roberts also received the John P. Hilferty Award as Saint Joseph’s Most Valuable Player. Most valuable and most improved. To Roberts, it’s all about continuous progression.

“You have to be patient and you have to keep working hard every day,” said Roberts of succeeding on the court. “Every time you get on that court, you have to realize the opportunity. It could change your life if you just

keep going at it; you just have to keep at it. You can’t let little things distract you. There are always going to be bumps in the road, but you just have to be mentally tough. That’s the main thing – you have to be mentally

tough. That'll take you through a lot of things."

With just a handful of games remaining in his senior year, Roberts has begun to look toward the future. In his short-term future, the senior has aspirations of playing professionally for as long as the opportunity presents. After that, he would like to put his communications degree to good use in the area in which he has always excelled – athletics. Roberts aspires to work his way into sports journalism at any level, potentially beginning with grammar- and high-school level teams with the goal of eventually reaching collegiate and NBA athletes. It takes commitment, focus, and, above all, hard work, to reach one's dreams, and that will only help Roberts on his path to success. As can be expected, Roberts will just keep working.

"I could keep working my way up," said Roberts. "I want to write about sports. I want to stay close to the game."

Returning to his present, Roberts is set to compete in the final two home games of his collegiate career, with the first of the two set to tip off tonight as the Hawks take the court against Dayton. The Hawks won their most recent matchup against the Flyers back on January 29. It was as close a game as it could possibly be as Galloway banked home a three-pointer with 1.8 seconds remaining in regulation to lift Saint Joseph's to a 60-57 victory. Roberts expects that same level of competition this evening.

"We know it's going to be a tough game," said Roberts. "Dayton is always really good and they're very athletic. But I think if we execute the plan and do what Coach tells us, we'll be fine.

"And playing at Hagan with all of these great fans is always good," he added.

Tonight, Saint Joseph's will fight for its milestone 20th win of the season and look to improve to 11-3 at home.

As always, we can expect that one defining moment, that moment when we see Saint Joseph's senior forward Ronald Roberts, Jr., outwork everyone on the court en route to soaring high above the rim.

Of course he'll soar. He's a Hawk.

And that's what hawks do.

Show Menu

EMPOWERED BY NeuLion

With St. Joe's Bembry, the defense never rests.

A Hawk who relishes his role

By Marc Narducci
INQUIRER STAFF WRITER

This is Phil Martelli's 19th season as St. Joseph's head basketball coach and as he remembers he has never given a freshman as much defensive responsibility as he does to 6-foot-6 forward DeAndre' Bembry.

Most of the time Bembry will cover the opponent's top offensive player, regardless of size. That was the case in Saturday's 75-64 win over La Salle, when Bembry covered point guard Tyreek Duren, who was limited to nine shots.

"I would say DeAndre' has probably had the most significant defensive role of any freshman I have had," Martelli said.

One of the reasons Bembry has been so successful in this role is that unlike many college (or NBA) players, he relishes the chance to defend.

"I have always liked playing defense and have been guarding the other team's best player since I was young," Bembry said. "Guarding is definitely a positive thing for me."

He is able to adjust whether it's defending guards, forwards, or even centers.

In high school I covered all positions, so it's not a problem for me," he said.

Bembry isn't just a defensive specialist. He leads the 17-7 Hawks with 26 steals, but is also the third-leading scorer with an 11.4 average. Bembry is also averaging 4.6 rebounds and 2.3 assists.

On a team that starts three seniors and a junior, Bembry has blended in with the veterans. He is averaging 31.8 minutes per game, and the only statistic he cares much about is the number of points the player he guarded had scored.



DeAndre' Bembry is a fearless defender.
MICHAEL S. WIRTZ / Staff

Courtesy: Sideline Photos, LLC

GAME DAY FEATURE: HALIL KANACEVIC

Courtesy: Joe Greenwich
Release: 02/08/2014

0 Tweet 0

It was only just last week, but the Hawks' 60-57 victory at Dayton on January 29 already feels like a classic game from Hawk lore. After struggling from the floor in the first half, much as they had for the two games prior, the Hawks caught fire and ran out to a 15-point lead. But college basketball is a game of runs, and the Flyers had theirs at the right time, tying the game with 11 seconds to go.

Everyone remembers Langston Galloway banking home a three-pointer with less than two seconds remaining to win the game. But something historic happened that night that had nothing to do with Galloway, nothing to do with the Hawks breaking a long losing streak at UD Arena.

A look at the box score would reveal what appears to be just another night at the office for Saint Joseph's senior forward Halil Kanacevic. Eight points, 11 rebounds, three assists, two blocked shots, and a steal in 40 minutes. He certainly filled up his line, but nothing really blows you away. It's pretty much what we've come to expect from him.

Until you look at the big picture, that is. Kanacevic scored the 1,000th point of his collegiate career during that second half run. He also pulled down his 900th career rebound. Combine those milestones with the fact that he had already amassed over 300 career assists, and you might be inclined to wonder who else in Hawk history has put together those sorts of numbers.

You can stop wondering. It's Halil Kanacevic. That's the list.

Of all the great players to don the Crimson and Gray, none had scored 1,000 points, pulled in 900 rebounds, and dished out 300 assists as a college basketball player until that night in Dayton.

His stat line didn't tell the whole story. But maybe that *is* the story.

Show Menu

* * *

Halil Kanacevic is playing the best basketball of his career at the perfect time. After a 4-4 start, Saint Joseph's has won 11 of its last 14 games, and Kanacevic's steady production has been a driving force behind that record. This season, he is posting career-best averages in points, rebounds, and assists. Possibly most importantly, he's also averaging a career high in minutes.

"It's been the most important thing, but it's also been the hardest thing," Kanacevic said about his increased ability to stay on the floor. "I play pretty aggressively."

Throughout his career, Kanacevic has often found himself in foul trouble, a symptom of that aggressive style of play. Instead of being forced into becoming overly cautious on the defensive end due to foul trouble, he's figured out how to nip the problem in the bud.

"I think I've always known how to play with [foul trouble]," he said. "I think now I'm moreso learning how to avoid it. It's kind of changed the way I play. It's different.

"It's the era, too," he continued. "I grew up playing physical basketball. It's a different story, how the game is called today."

In three of his last four games, he's played a full 40 minutes. One of his most memorable performances in a Hawk uniform, however, came just a few weeks ago during a game in which he played only 30 minutes.

On January 18 at The Palestra, Kanacevic posted a double-double in the first half and finished with nine points, 15 rebounds, and 12 assists, coming just a single point away from an elusive triple-double. Many in attendance and following along at home knew what he was close to accomplishing, but Kanacevic wasn't among them.

"I knew I had a lot of rebounds, and I knew how many points I had because it's on the scoreboard," he said. "But I didn't know about the assists."

Despite finding out that he was just a single point short of an outstanding personal achievement when he checked out of the game with over eight minutes to go, he never even considered asking back in. After all, there was only one stat he cared about.

"It's no big deal," he said. "It's more important to win the game."

* * *

Sometimes, even a team's best passer needs an assist.

We all make mistakes. Most of us are fortunate enough to make them privately. For Kanacevic, the lowest point of his basketball career played out in front of thousands of people.

In December of 2012, Kanacevic found himself suspended for two games and a week of practice after a well-publicized incident of unsportsmanlike conduct during a game at Villanova. For someone known for his intelligent play, it was a lapse in judgment he won't soon forget.

"It was dumb," he said of his behavior that night. "That's the best way I can put it. It was dumb. I'm definitely not proud of it, but it happened, and I can't do anything about it."

Being away from his teammates and the game he loves had a profound effect on a thoughtful young man like Kanacevic.

"It was depressing, honestly," he said. "You're kind of up in the air. You know how you're going to be perceived now. You know it's going to be one of those things where it's like, 'are you going to be able to get back from this?' in regards to people liking you again.

"I'm not the type of person that's overly concerned with what other people think about me," he continued. "But I

don't care who you are; it's going to bother you to some extent. But over time, you start being able to recoup from it."

Just as Kanacevic dishes out assists on the floor, his teammates returned the favor during a tough period.

"I got texts from teammates, telling me they had my back," he said. "That was great [to have their support]."

Kanacevic returned to the lineup for three games, but soon found himself away from the team once again, this time for reasons beyond his control, when his uncle Rizo passed away at the age of 45. Kanacevic joined his family in Montenegro, and basketball ended up on the back burner.

Despite their physical distance, Kanacevic and his uncle were close, thanks to frequent phone calls and family conversations.

"We were really close, and it's…I don't want to say it's 'odd,' but it's kind of weird because he didn't live here [in the United States]," he said. "We spoke on the phone, and he always checked up on me. Even if he didn't talk to me directly, he always checked up on me, and I always asked my mom how he was doing."

The pair did get to spend quality time together when Kanacevic had opportunities to make the trek to Europe.

"When I went over there, he would always have me by his side and would take me places," he said. "He was trying to make up for the time that we couldn't spend together over here. Most people have their aunts and uncles around them and get to see them, but we didn't have that, so when I went over there, we spent a lot of time together."

It can take a lot to bounce back from a loss like that, and we all find unique ways to process our grief and honor our loved ones. Kanacevic does so every time you see him take the floor: he traded in his old jersey number, 21, in exchange for 45, his uncle's age at the time of his passing.

"It's one of the most selfish things you think of, as a player, when you're growing up. You get a certain number, you get infatuated with it," he explained before the season began. "I've seen kids get into fights over a jersey number.

"My thing was, let me be unselfish about that and actually give meaning to it," he continued. "I know what that number means; I know what it represents. I chose it for personal reasons, not a selfish reason. I felt like I needed to do it."

It's not a temporary change, either. Wherever his basketball career may go, his uncle's memory will be right there with him.

"Of course. If I can keep it, why not?" he said of his new number.

With such a low point on the court followed so quickly by personal tragedy, many people would have broken down. But not Halil Kanacevic. He's about as tough as they come.

Growing up, he had no other choice.

* * *

They say that "game recognizes game." Nowhere is this more true than on playgrounds across New York City. If you can't play, then you won't play. But if you can? There will always be a spot waiting for you. That sort of meritocracy is what turned Kanacevic, a Staten Island native, into the jack-of-all-trades we've enjoyed watching for the past two-plus seasons.

"Sometimes when you're playing with older kids, you've got to rebound and pass the ball," he said. "They're not letting you score, you know? You've got to find other ways to score without them getting the ball to you. You've got to get an offensive rebound. Do you know how to move without the ball, so that when they actually *do* pass it to you, you're in a good spot to make a shot?"

All of these abilities conspire to keep a young player on the court. After all, who wouldn't want to have a guy like that on their team?

"If you keep getting rebounds, they'll want to pick you up for the next game because 'this kid rebounds all the time,'" he went on. "If you make good passes, they know if they give you the ball, you'll make a good pass. That's a way to finagle your way into playing with the older kids because they think, 'oh, we'll pick him up, he has all the intangibles.' And it's fun."

In the modern age of specialization, players are labeled by what they do best. A player can be thought of as a spot-up shooter, a low-post presence, a distributor, or any number of other labels that get bandied about when discussing what someone does well. This process often begins at a young age, when players go to summer camps and play in middle school or on the AAU circuit.

Halil Kanacevic is a post player. He's also a perimeter player. He's a magnificent passer and a tenacious rebounder as well. In short, he's a *basketball player*. And while it may sound counterintuitive, this well-rounded skill set is a result of his late entry into organized basketball.

"I didn't play a lot of organized basketball when I was younger, where you're coached," he explained. "It's like, 'oh, you're a big guy, you've got to post up, that's what you do.' I was more like, 'go outside and play; do everything and make a difference.'"

Despite developing a more reliable three-point shot throughout his time on Hawk Hill, Kanacevic does most of his scoring down on the blocks. When you're battling in the post, you need the power to fight through the trees for a put-back, good footwork to evade defenders, and a deft touch near the rim.

You're going to take a beating down there, so you've also got to be a pretty tough cookie. For that portion of Kanacevic's basketball education, he turned to the gridiron.

Well, kind of.

"We used to play a lot of street football," he recalled.

"I used to go home crying all the time, because they would just abuse me," he said with a chuckle, remembering the older kids with which he used to do battle. "I was probably about 12, and some of them were 16, playing high school football. My parents would yell at me for getting beaten up like that."

But those pickup games toughened him up, and also helped foster the competitiveness that he brings to the court every day.

"We used to have these two buildings, 18 and 20," he said. "We used to play against each other. In the middle of the two buildings there was a spot of grass; 'there it is, go ahead, go at it.' And we went at it. But it was fun and it was definitely competitive."

Toughness and a wide range of skills can go a long way towards building a good basketball player, but sometimes the flow of a game can change, and you need to be able to adapt. You could say that no one on this current Hawk squad has had to adapt, in a basketball sense, like Kanacevic has.

He began his career at Hofstra, playing one season for the Pride before transferring to Saint Joseph's. And while we've all grown accustomed to seeing him handling the ball at the top of the key, that wasn't the case when he was a freshman.

"My thing at Hofstra was to set screens, post up, pick and roll, pick and pop," he explained. "The offense didn't run through me, but you throw it inside and I'll score, I'll go get you a basket, I'll get you a rebound. I was more like a double-double guy."

To what by now should be no one's surprise, he was effective in that role, opening his career with 18 points and 12 rebounds in his first collegiate game – against perennial national power Kansas, no less – and averaged 8.6 points and 7.6 rebounds per game en route to CAA All-Rookie honors.

At Saint Joseph's however, where Ronald Roberts, Jr., and C.J. Aiken were already manning the post, Kanacevic's role changed.

"Once I got here, I couldn't play inside as much," he said. "I'm more acclimated to playing outside with the ball [than other post players] because my skill set allows that, and it's what the team needs."

Just like those games on the playground, transferring to Saint Joseph's was another step in the evolution of Halil Kanacevic, the basketball player. Of course, as is typical of a team-oriented guy, he won't take all the credit for his growth.

"I feel like it helped because it shows my versatility," he said of making the move to Hawk Hill. "But at the same time, I'm also playing with really good players, so that helps as well."

Looking at how he became the player he is today, it's easy to see that evolution and change are nothing new for Kanacevic. But there's a big change coming up on his horizon.

College is almost over.

* * *

Kanacevic finished the required coursework for his undergraduate communications degree in December and will walk with his class at Commencement in May. Before then, he'll play in his final collegiate games. Just like any soon-to-be college graduate, Kanacevic has already given some thought to what he'd like to do next. And just like most college basketball players, he hopes that next step involves the game he loves.

"God willing," he said about a potential professional career. "I'll do whatever's asked of me. If you want me to go out there and get 12 rebounds and that's it, I'll do that. If you want me to go set screens, I'll do that."

When his playing days eventually come to an end, if all goes well, he won't stray far from the hardwood. Kanacevic can certainly see himself coaching, but while many folks dream of someday running their own program, at this point, he wants no parts of that.

"I honestly don't know if I'd ever want to be a head coach," he explained. "I'd probably like to be a college assistant. Being a college head coach is something that you've got to grow into.

"That's a tough job. People don't realize it, but it's a really tough job," he said with a laugh. "Being a college assistant and helping players develop, I'd like to do that."

Like many players, the allure of television also shines bright for Kanacevic. Down the line, if a network is looking for an insightful basketball mind with an engaging personality to boot, he'd be ready to answer the call.

Of course he will. Because when you get right down to it, answering the call is just what he does.

* * *

Not long after leading his team past nationally ranked Massachusetts in front of a raucous crowd at Hagan Arena, Kanacevic pushed a laundry cart across the court. He stopped to speak with a young Hawk fan, signing an autograph before continuing on his way to the equipment room.

Earlier in the evening, a ball boy had attempted to mop a puddle of sweat off the floor. When a nearby official pointed out a few more spots in need of cleaning, Kanacevic grabbed the mop and got the job done.

You might think such menial tasks would be below a team's senior captain, someone who cut his basketball teeth on the playground in New York, a guy who has posted numbers no one in his school's history ever has. Maybe in some places they would be. But those places probably don't have anyone quite like Halil Kanacevic on their roster.

Saint Joseph's does. And with every tough put-back, critical rebound, and needle-threading assist he racks up, Hawk fans are increasingly glad that he's here to get the job done.

Article rank | 7 Feb 2014 | Philadelphia Daily News
BY DICK JERARDI Daily News Staff Writer jerardd@phillynews.com

‘Lang’ in homestretch of strong SJU career

G EOFF ARNOLD was in Las Vegas one summer, going from gym to gym, watching AAU games, searching for players who might fit at Drexel, where he was an assistant coach. He had just talked to his sister Jeralyn, who had told him her son was in Vegas, playing for a 15-and-under team from New Orleans. Arnold had seen him play before, but it had been a while.

One morning when he did not have to see a game involving 17and 18-year-olds, Arnold went to watch his nephew.

“There was a jump ball and his team got it,” Arnold remembered. “He shot a three off the jump and it went in. A couple plays later, he nailed another three. At the end of the first quarter, I called my sister and I told her, ‘You don’t have to worry about paying for college.’ ”

Fast forward to 2014, and 22-year-old Langston Galloway has scored 1,746 points and made a school-record 299 threes as he enters the homestretch of a career at Saint Joseph’s.

Hawks coach Phil Martelli tells some classic offthe-record stories about some of his former players, calling a few high maintenance and most minimal maintenance.

Galloway , Martelli said, has been no maintenance.

There is nothing off the record about “Lang.” He graduated in 3 years. He never stops working on his game. He is accountable. He looks you in the eye when he talks.

“There’s no mask,” Martelli said. “There’s no costume with him.”

Arnold, the Hawks point guard from back in the day, came back to his alma mater in 2008 to be one of Martelli’s assistants. He did not forget what he saw that day in Vegas.

“He is a better shooter now than I ever was, even though he’s 15,” he told Galloway ’s mother.

SJU began to recruit the shooting guard from Baton Rouge, La.

“My uncle and the coaching staff started coming down,” Galloway said.

And they kept coming until Galloway decided to leave the South and come to the Northeast. It has worked out better than he or any of his coaches ever imagined. In life, Galloway is a pleaser. Galloway ’s high school team had just won a state championship semifinal in Louisiana when he came to Martelli and apologized for how he played.

If he has an on-court fault, it’s that he tries too hard, wants it too much. It can show in his expression, how his classic form can sometimes drift. It is why he felt the need to apologize when no apology was necessary. There has never been a question about his effort.

His freshman year at St. Joe’s, Galloway started on a freshmen-dominated roster that finished 9-21 in the regular season, but fell only four points short of playing for the Atlantic 10 championship.

“My recognition of Langston was he cares too much,” Martelli said. “He’s so hard on himself.”

He still is, but he plays through it. He often guards the other team’s best wing, sometimes even the point guard if that player is especially dangerous. He makes threes (42.2 percent career). He makes free throws (80.9 percent career). He plays to win the game.

“The thing that has stayed true is the quality of the person,” Martelli said. “The work ethic is unbelievable. The shooting stroke is his. He worked it, he refined it. He’s still his harshest critic. I’ve tried to wean him off that, but that’s who he is.”

Galloway spent enough time in the city before he came to Hawk Hill to have a pretty good idea of what he was getting into. Still, there were two issues.

“First thing was definitely the weather,” he said. “I was not prepared for it. Everybody was telling me you’ve got to be ready for the winter.” He wasn’t. He looked out one day, saw 10 inches of snow and said, “Where am I; am I in another world, or what?”

He also could not get used to the food.

“I was in need of some spicy food,” Galloway said. “Everything was bland. It was definitely a shock to me.”

This winter is giving him one final reminder of our reality. He solved the food issue. He cooks his own now. His parents are in town all the time to see him play, cook him some meals.

Galloway and Arnold's daughter, Gabrielle, are only children, so, according to Arnold, they are more like brother and sister.

"I never got a chance to coach her in athletics," Arnold said. "I'm just a fan. Having him on the team, it's the closest thing to having my son play for me."

When you recruit a player, even a player you know like family, you don't really know how it will turn out.

"He's exceeded my expectations," Arnold said. "His whole experience has been phenomenal."

And it is almost over. That 2011 A-10 run was a hint that two straight seasons of losing were over. SJU won 38 games the previous two seasons.

And here they are at 15-7 after missing an opportunity Wednesday against Saint Louis and looking at another opportunity at home tomorrow night against VCU, a chance to get Galloway and fellow 1,000-point scorers Ronald Roberts and Halil Kanacevic to their first NCAA Tournament.

"In the locker room, we'll talk about it," Galloway said. "We're definitely excited. We know the whole coaching staff is excited, because last year and the year before, everybody was down at this point, just trying to make our way through."

This article was shared by a user of PressReader - an online source of publications from around the world. PressReader contains copyrighted material, trademarks and other proprietary information. Receipt of this article should not be interpreted as grant of any licenses express or implied, to the intellectual property of PressReader or publishers of publications presented. PressReader – Connecting People Through News PressReader, 200-13111 Vanier Place, Richmond BC V6V 2J1, Canada Phone: +1 604 278 4604 © 2003-2014 NewspaperDirect Inc. dba PressReader. All rights reserved. Terms of Use: http://www.pressdisplay.com/pressdisplay/showlink.aspx?pageid=ins_terms Privacy Policy: http://www.pressdisplay.com/pressdisplay/showlink.aspx?pageid=ins_privacy

Previous Story Next Story

2014 Atlantic 10 Basketball Championship

March 12-16, 2014 - Barclays Center - Brooklyn, N.Y.

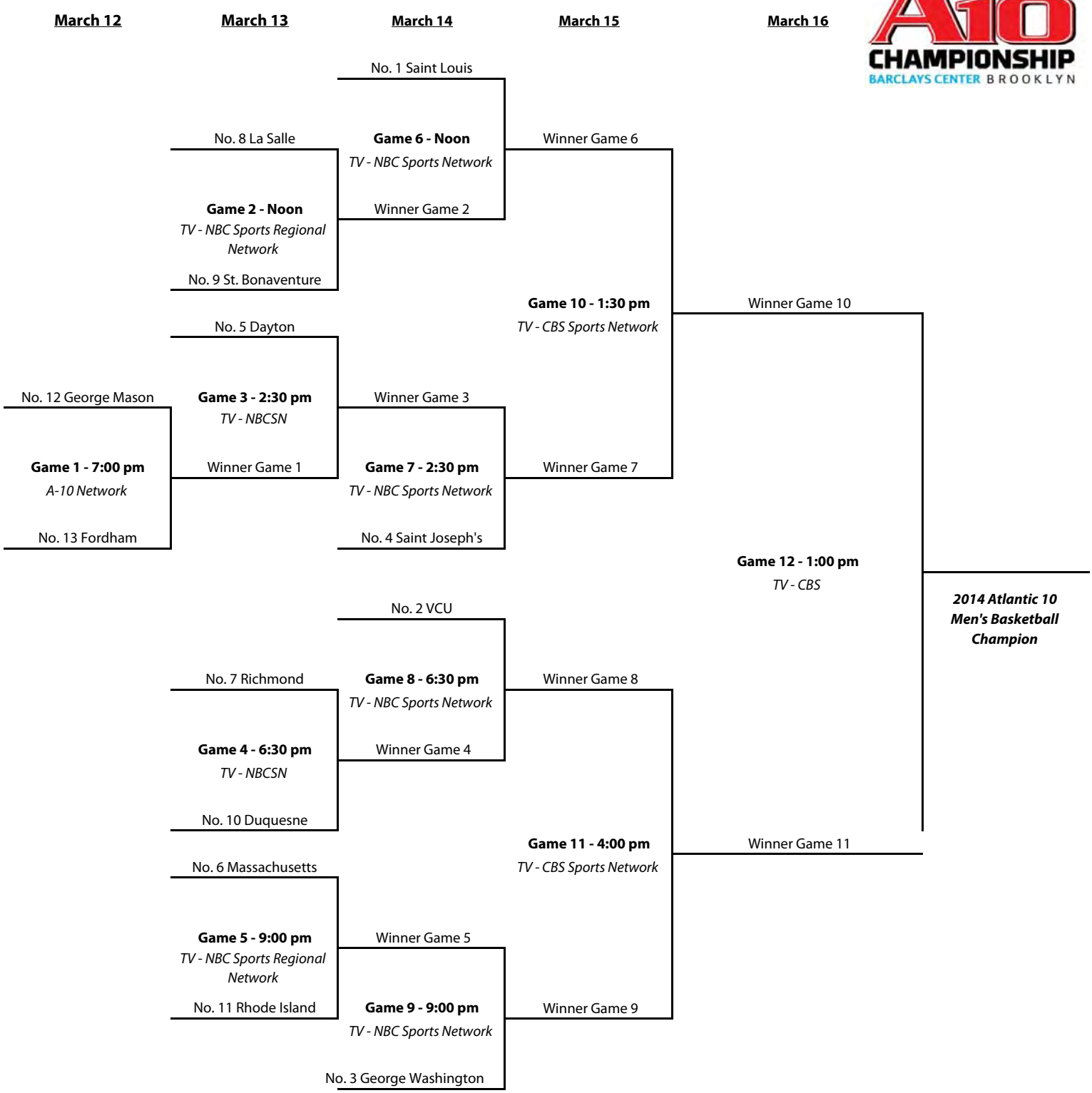

There will be a minimum of at least 23 minutes in between each game.