

# HAVOC

# 2013-14 VCU BASKETBALL GAME NOTES



VCU ATHLETIC COMMUNICATIONS ♦ 1300 WEST BROAD STREET SUITE 2156 ♦ RICHMOND, VA. 23284  
CONTACT: SCOTT DRY ♦ (O) 804.828.1727 ♦ (C) 804.263.6769 ♦ (F) 804.828.9428 ♦ SDDAY@VCU.EDU ♦ TWITTER: @SCOTTYDVCU

FACEBOOK.COM/GoVCURams



## SAINT JOSEPH'S HAWKS (15-7, 5-3 A10)

**LOCATION:** Philadelphia, Pa.  
**CONFERENCE:** Atlantic 10  
**HEAD COACH:** Phil Martelli  
**RECORD AT SJU:** 353-244 (19th year)  
**CAREER RECORD:** 353-244 (.591)



## VCU RAMS (19-4, 7-1 A10)

**LOCATION:** Richmond, Va.  
**CONFERENCE:** Atlantic 10  
**HEAD COACH:** Shaka Smart  
**RECORD AT VCU:** 130-41 (5th year)  
**CAREER RECORD:** 130-41 (.760)

VS.

### 2013-14 SCHEDULE

Date	Opponent	TV	Time (EST)
N2	CALIFORNIA UNIV. (Pa.)	(Exh.)	W, 92-54
N8	ILLINOIS STATE	MASN	W, 96-58
N12	at #25 Virginia	ESPN2	W, 59-56
N16	WINTHROP	CSN-Plus	W, 92-71
N21	#vs. Florida State	ESPNU	L, 67-85
N22	#vs. Long Beach State	ESPNU	W, 73-67
N24	#vs. Georgetown	ESPNU	L, 80-84
N29	NORTHEASTERN	CSN-Plus/SNY/CBS6.1	W, 79-66
D1	at Belmont	CSN/SNY	W, 81-68
D5	EASTERN KENTUCKY	CSN/CBS6.3	W, 71-68 (ot)
D8	OLD DOMINION	CSN/SNY	W, 69-48
D14	at Northern Iowa	ESPNU	L, 68-77
D17	WOFFORD	CBS 6.3	W, 72-57
D21	%vs. Virginia Tech	NBCSN	W, 82-52
D28	^vs. Boston College	Fox Sports 2	W, 69-50
J3	STONY BROOK	CSN-Plus/SNY/CBS 6.3	W, 81-63
J9	GEORGE MASON*	CBS-SN	W, 71-57
J14	at George Washington*	CBS-SN	L, 66-76
J18	DUQUESNE*	CBS-SN	W, 80-65
J22	at Dayton*	CBS-SN	W, 80-66
J25	at La Salle*	ESPN2	W, 97-89 (2ot)
J29	FORDHAM*	CBS 6.3	W, 76-60
F1	RICHMOND*	ESPN2	W, 81-70
F6	RHODE ISLAND*	CBS-SN	W, 68-52
F8	at Saint Joseph's*	CBS-SN	8 p.m.
F12	GEORGE WASHINGTON*	NBC-SN	7 p.m.
F15	at Saint Louis*	ESPN/2	2 p.m.
F21	at UMass*	ESPN2	7 p.m.
F27	at Fordham*	CBS-SN	7 p.m.
M1	SAINT LOUIS*	ESPN/2	6 p.m.
M6	at Richmond*	CBS-SN	9 p.m.
M8	ST. BONAVENTURE*	SNY	7 p.m.
M12	A-10 Tournament	TBA	TBA
M13	A-10 Tournament	TBA	TBA
M14	A-10 Tournament	TBA	TBA
M15	A-10 Tournament	TBA	TBA

\* - Atlantic 10 Conference Game  
^ - Brooklyn Hoops Winter Festival (Barclays Center)  
# - Puerto Rico Tip-Off (San Juan, P.R.)  
% - Governor's Holiday Hoops Classic (Richmond Coliseum)

## #SJUvsVCU

February 8, 2014 - 8 p.m. EST  
Hagan Arena (4,200)  
Philadelphia, Pa.  
Series: VCU leads 3-1






## #ONTheAIR

**TV:** CBS Sports Network  
*Tom McCarthy (Play-By-Play) & Alaa Abdelnaby (Color)*  
**RADIO:** 107.3 WBBT, VCUathletics.com  
*Robby Robinson (Play-By-Play) & Mike Litos (Color)*

## #TALKINGPOINTS

- After wrapping up a three-game homestand on Thursday night with a 68-52 win over Rhode Island, VCU hits the road four times in the next five games beginning tonight against Saint Joseph's.
- The teams had two high-scoring affairs last year with VCU winning both. The first was a 92-86 overtime win in Richmond last January, followed by a 82-79 win in the A-10 Quarterfinals in March. The two teams combined to shoot 50.4-percent from the field in those two games (126-of-250). Junior Treveon Graham averaged 21 points and five rebounds, while senior Juvonte Reddic averaged 11 points and 12.5 rebounds. (full boxscore of latest meeting available on page 2)
- Tonight is the fifth all-time meeting between the two schools. VCU leads the series 3-1, having won three straight entering tonight's matchup. Before last year's two meetings, the schools hadn't played in 31 years.
- VCU is one of only four schools with 50 or more wins away from their home floor since the start of the 2010-11 season. Kansas (54), Belmont (53) and Wichita State (51) are the others. The Rams have 52 wins over that stretch.
- Senior Juvonte Reddic enters tonight with four straight double-doubles, including a 14-point, 11-rebound performance in Thursday's win over URI. In Atlantic 10 play, Reddic is averaging 13.4 points and 10.5 rebounds. He is one of only two players in the A-10 averaging a double-double, the other being George Washington's Isaiah Armwood.
- Junior Briante Weber broke a 29-year-old school record when he tallied five steals in last Saturday's win over Richmond. Weber, who now sits at 261 career thefts, blew past Rolando Lamb's previous record of 257 steals, which he reached in 120 games. Weber will be playing in his 96th game tonight.
- Over the past 10 games, VCU has held the opposition to 24.5-percent from beyond the arc (38-of-155). Their opponents have averaged just 3.8 3-pointers per game over that stretch. On the year, the Rams' are now ranked in the top-20 in the country in three-point field-goal percentage (18th - 30.1%).
- The Rams' 19-4 record is the best start under Head Coach Shaka Smart and best since 2006-07 when the Black & Gold started 19-4 en route to a CAA Title and a win over Duke in the NCAA Tournament.
- With the Rams win on Thursday night, Head Coach Shaka Smart became just the sixth head coach in college basketball history to reach 130 wins in the first five seasons of their career. He joined Brad Stevens, Everett Case, Roy Williams, Jamie Dixon and Mark Few.
- Defense has been the calling card for the Rams this season as the Black & Gold rank 10th in the country in defensive efficiency according to KenPom.com, ranking as the nation's best in terms of turnover percentage (26.9) and steal percentage (16.4). HAVOC continues to fluster its opponents. VCU is leading the country in turnovers forced per game (19.3) and steals per game (11.8), categories in which they led the country in each of the past two years.

## #PROBABLESTARTERS

					
#2 BRIANTE WEBER	#11 ROB BRANDENBERG	#21 TREVEON GRAHAM	#20 JORDAN BURGESS	#15 JUVONTE REDDIC	
JUNIOR / G / 6-2	SENIOR / G / 6-2	JUNIOR / G / 6-6	R-FRESHMAN / G / 6-5	SENIOR / F / 6-9	
PPG	9.4	PPG	15.3	PPG	12.3
RPG	3.7	RPG	6.7	RPG	8.4
APG	4.0	APG	1.8	APG	1.1
SPG	3.7	FG%	.431	FG%	1.4
FG%	.442	FT%	.702	FT%	.531
FT%	.814	3PT%	.324	3PT%	.534

# #TheRoster

No.	Name	Pos.	Yr.	Ht.	Wt.	Hometown/Previous School
0	Jairus [Jer-is] Lyles	G	Fr.	6-2	175	Washington, D.C. / DeMatha Catholic
1	JeQuan [Jay-Quan] Lewis	G	Fr.	6-1	175	Dickson, Tenn. / Dickson County
2	Briante [Bri-Ahn-Tay] Weber	G	Jr.	6-2	165	Chesapeake, Va. / Great Bridge
4	Terrance Shannon	F	R-Sr.	6-8	240	Forsyth, Ga. / Mary Persons (Florida State)
5	Doug Brooks	G	Fr.	6-3	180	Lake Wales, Fla. / Lake Wales
11	Rob Brandenburg	G	Sr.	6-2	190	Cincinnati, Ohio / Lincoln
12	Mo Alie-Cox	F	R-Fr.	6-6	250	Fairfax, Va. / Middleburg Academy
14	Torey Burston	G	R-Fr.	5-8	165	Richmond, Va. / Trinity Episcopal
15	Juvonte [Ju-Von-Tay] Reddic	F	Sr.	6-9	250	Winston-Salem, N.C. / Quality Education Academy
20	Jordan Burgess	G	R-Fr.	6-5	215	Midlothian, Va. / Benedictine
21	Treveen [Tray-Vee-Ahn] Graham	G	Jr.	6-6	220	Temple Hills, Md. / St. Mary's Ryken
23	Jarred Guest	F	Jr.	6-8	225	Columbia, S.C. / Charis Prep
25	Antravious [An-Tray-Vee-Us] Simmons	F	Fr.	6-9	250	Miami, Fla. / South Miami
32	Melvin Johnson	G	So.	6-3	195	Bronx, N.Y. / St. Benedict's Prep (NJ)
40	Emerson Burk	F	Fr.	6-9	215	Chesapeake, Va. / Great Bridge (Fork Union)

**Head Coach:** Shaka Smart (Kenyon College, '99)

**Associate Head Coach:** Mike Rhoades (Lebanon Valley, '94)

**Assistant Coaches:** Jeremy Ballard (Colgate, '03) , Mike Morrell (Milligan College, '05)

**Director of Basketball Operations:** Jesse Bopp (Plymouth State, '07)

**Video Coordinator:** Dwight Perry (Kentucky, '09)

**Strength and Conditioning Coach:** Daniel Roose (Appalachian State, '01)

**Athletic Trainer:** Eddie Benion (Missouri, '95)



# #TheMatchUp

## #LASTMEETING

Official Basketball Box Score -- Game Totals -- Final Statistics

Saint Joseph's vs VCU

03/15/13 6:30 pm at Barclays Center - Brooklyn, NY

Saint Joseph's 79 • 18-13

#	Player		Total		3-Ptr		Rebounds			PF	TP	A	TO	Blk	Stl	Min
			FG-FGA	FG-FGA	FT-FTA	Off	Def	Tot								
13	ROBERTS, Ronald	f	2-3	0-0	1-3	4	1	5	0	5	0	1	0	0	0	25
21	KANACEVIC, Halil	f	4-7	0-1	2-2	1	7	8	3	10	7	6	0	1	3	34
10	GALLOWAY, Langston	g	8-12	5-7	4-4	0	2	2	4	25	3	2	0	3	36	
24	WILSON, Chris	g	0-3	0-2	1-4	1	1	2	2	1	1	3	0	0	0	29
35	JONES, Carl	g	8-16	3-5	10-13	0	1	1	4	29	1	2	0	0	0	36
00	MASCHMEYER, Evan		0-0	0-0	0-0	0	0	0	0	0	0	0	0	0	0	0+
01	AIKEN, C.J.		1-2	0-1	3-4	0	8	8	3	5	0	1	1	0	0	23
11	QUARLES, Daryus		0-3	0-0	0-0	2	1	3	1	0	0	1	0	0	0	12
22	TREVISAN, Taylor		0-0	0-0	0-0	0	0	0	0	0	0	0	0	0	0	0+
32	NDAO, Papa		1-1	1-1	1-3	0	0	0	0	4	0	1	0	0	0	5
Team						1	2	3								
Totals			24-47	9-17	22-33	9	23	32	17	79	12	17	1	4	200	
FG % 1st Half: 7-19		36.8%	2nd half: 17-28	60.7%	Game: 24-47	51.1%	Deadball Rebounds 5									
3FG % 1st Half: 1-5		20.0%	2nd half: 8-12	66.7%	Game: 9-17	52.9%										
FT % 1st Half: 8-15		53.3%	2nd half: 14-18	77.8%	Game: 22-33	66.7%										

VCU 82 • 25-7

		Total		3-Ptr		Rebounds											
#	Player	FG	FGA	FG	FGA	FT	FTA	Off	Def	Tot	PF	TP	A	TO	Blk	Stl	Min
15	REDDIC, Juvonte	f	1-4	0-0		5-6		3	5	8	3	7	0	3	0	1	22
21	GRAHAM, Treveen	f	6-11	3-5		2-2		1	2	3	2	17	2	0	0	2	29
10	THEUS, Darius	g	5-5	1-1		1-2		0	1	1	4	12	6	3	0	1	28
11	BRANDENBERG, Rob	g	5-10	1-4		2-2		1	1	2	1	13	1	1	0	1	23
30	DANIELS, Troy	g	5-14	4-13		0-1		0	3	3	3	14	0	1	0	1	26
02	WEBER, Briante		2-4	0-0		0-0		0	3	3	4	4	5	0	0	5	18
05	OKEREAFOR, Teddy		0-0	0-0		0-0		0	1	1	0	0	1	1	0	0	5
23	GUEST, Jarred		0-0	0-0		0-0		1	3	4	3	0	0	1	0	0	12
31	TUOYO, Justin		1-1	1-1		0-0		0	1	1	2	3	0	2	0	0	14
32	JOHNSON, Melvin		5-11	1-4		1-2		2	0	2	1	12	2	0	0	1	19
34	HINTON, David		0-0	0-0		0-0		0	0	0	1	0	0	0	0	0	4
Team								1	0	1					1		
Totals			30-60	11-28		11-15		9	20	29	24	82	17	13	0	12	200
FG % 1st Half: 14-29		48.3%	2nd half: 16-31		51.6%	Game: 30-60		50.0%		Deadball Rebounds 2							
3FG % 1st Half: 4-11		36.4%	2nd half: 7-17		41.2%	Game: 11-28		39.3%									
FT % 1st Half: 1-2		50.0%	2nd half: 10-13		76.9%	Game: 11-15		73.3%									

Officials: Dwayne Gladden, Eric Anderson, Ken Clark  
Technical fouls: Saint Joseph's-KANACEVIC, Halil. VCU-None.

Attendance:  
2013 Atlantic 10 Championship  
No. 2 VCU vs. No. 10 Saint Joseph's

Score by periods	1st	2nd	Total
Saint Joseph's	23	56	79
VCU	33	49	82

Last FG - SJU 2nd-00:00, VCU 2nd-00:05.  
Largest lead - SJU None, VCU by 17 2nd-08:11.

Points	In Paint	Off T/O	2nd Chance	Fast Break	Bench
SJU	28	13	8	9	9
VCU	30	25	10	11	19

Score tied - 0 times.  
Lead changed - 0 times.



## #SERIESHISTORY

Date	Site	W/L	Score
1/27/82	A	L	52-60
12/4/82	H	W	75-64
1/17/13	H	W	92-86 (ot)
3/15/13	N	W	82-79

## #vsATLANTIC10

Date	Opponent	Last Met
Dayton	5-1	2013-14
Duquesne	2-0	2013-14
Fordham	2-0	2013-14
George Mason	32-18	2013-14
George Washington	4-1	2013-14
La Salle	4-1	2013-14
Massachusetts	2-0	2012-13
Rhode Island	4-2	2012-13
Richmond	43-26	2013-14
Saint Joseph's	3-1	2012-13
Saint Louis	2-2	2012-13
St. Bonaventure	1-2	2012-13
<b>Totals</b>	<b>104-54 (.652)</b>	

# Road Warriors

Wins outside the Siegel Center (Road/Neutral)

Since Coach Smart and Staff arrived (2009-10):

1. Kansas	68
2. Duke	66
3. Belmont	62
4. VCU	61
4. Butler	60
BYU	60
7. Kentucky	59
8. Syracuse	58
Gonzaga	58
10. Temple	54

Since senior class arrived (2010-11):

1. Kansas	54
2. Belmont	53
3. VCU	52
4. Wichita St.	51
5. Duke	48
6. Syracuse	45
BYU	45
8. Ohio State	44
Gonzaga	44
Three others	44

## #GLASSMASTERS

With a 44-40 rebounding advantage in Thursday night's win, the Rams won the rebounding battle for the fifth time in the past six games. VCU is a perfect 11-0 when it wins the battle on the glass.

VCU's biggest strength on glass comes on the offensive side where it has grabbed 20 offensive boards in two of its past three games. On the year, the Rams are grabbing 35.1-percent of their misses, which ranks 64th in the country. On the contrary, Saint Joseph's defends the offensive glass, allowing their opposition to grab just 25.9-percent of its misses, which ranks as the ninth-best mark in the country.

## #REDDICULOUSLYTALENTED

With one steal against Rhode Island on Thursday night, senior Juvonte Reddic became the only player in VCU history to rank in the top-20 (20th - 1,307) in scoring and top-10 in rebounding (4th - 794), blocks (9th - 107) and steals (10th - 146).

His 14 points against URI, Reddic became just the 20th player in VCU history to reach 1,300 career points.

## #STEADYGRAHAM

Junior Treveon Graham, aka "The Freight Train", continues to be a consistent offensive threat, scoring in double-figures in 21 of VCU's 23 games this year and 36 of his last 40 dating back to last year.

## The Cumulative Effect of Havoc

First 25 Minutes

Opponents from the field: 342-769 (.445)  
Opponents from three: 67-217 (.309)

VCU from the field: 360-889 (.405)  
VCU from three: 107-305 (.351)

Final 15 Minutes

Opponents from the field: 184-446 (.413)  
Opponents from three: 46-159 (.289)

VCU from the field: 246-557 (.442)  
VCU from three: 67-193 (.347)

In his career, he has played over 25 minutes 47 times, he's scored in double-figures in 45 of those contests. For his career, he's scored in double-figures in 60 of his 95 career games (63.2-percent)

## #NUMBERSToKNOW

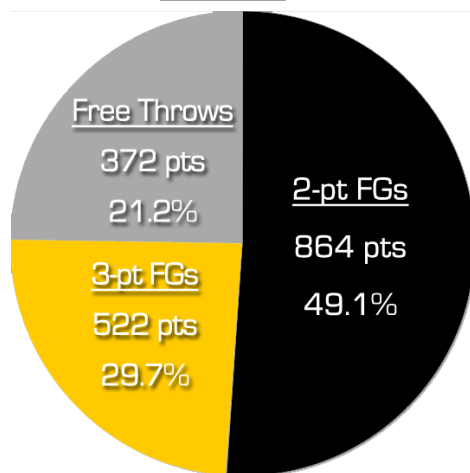
**11** - The Rams are a perfect 11-0 this year and 29-3 over the past four years when Juvonte Reddic grabs 10 or more rebounds.

**30** - The Rams are 16-1 when scoring 30 or more points in the paint this year.

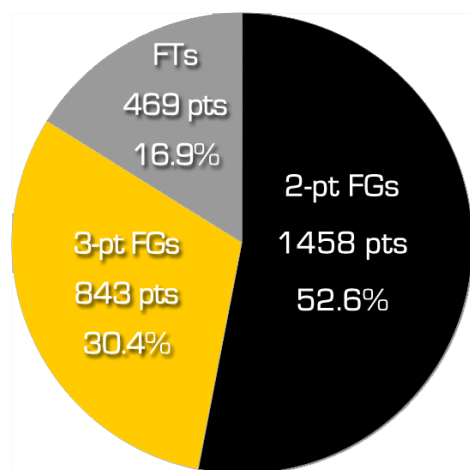
**75** - The Rams are 18-0 when holding their opponents under 75 points and 1-4 when the opponents score 75 or more.

## #SCORINGBREAKDOWN

2013-14



2012-13



40

VCU has won 38 of its past 40 games when shooting 40-percent or better from the field.

## #THESMARTFILE

### PERSONAL

Birthdate: April 8, 1977

Hometown: Madison, Wisc.

Family: Wife, Maya; Daughter, Zora

### EDUCATION

College: Kenyon College, '99

### PLAYING

#### EXPERIENCE

1995-99

Kenyon College

### SMART'S YEAR-BY-YEAR RECORDS AS ASSISTANT COACH

Year	School	Overall		Conference		Postseason
		W	L	W	L	
1999-2000	California University (Pa.)	23	7	10	2	
2000-01	California University (Pa.)	23	6	6	6	
2001-02	University of Dayton	21	11	10	6	NIT First Round
2002-03	University of Dayton	24	6	14	2	NCAA First Round
2003-04	University of Akron	13	15	7	11	
2004-05	University of Akron	19	10	11	7	
2005-06	University of Akron	23	10	14	4	NIT Second Round
2006-07	Clemson University	25	11	7	9	NIT Finals
2007-08	Clemson University	24	10	10	6	NCAA First Round
2008-09	University of Florida	25	11	9	7	NIT Quarterfinals
<b>Totals</b>		<b>220</b>	<b>97</b>	<b>98</b>	<b>60</b>	<b>6 Postseason Appearances</b>

### SMART'S YEAR-BY-YEAR RECORDS AS HEAD COACH

Year	School	Overall		Conference		Postseason
		W	L	W	L	
2009-10	VCU	27	9	11	7*	CBI Champions
2010-11	VCU	28	12	12	6*	NCAA Final Four
2011-12	VCU	29	7	15	3*	NCAA Third Round
2012-13	VCU	27	9	12	4^	NCAA Third Round
2013-14	VCU	19	4	7	1	
Totals		130	41 (.760)	57	21	4 Postseason Appearances

\* - Colonial Athletic Association

^ - Atlantic 10 Conference





## #11FOR11

Senior Rob Brandenburg plays a vital role in VCU's wins and losses, that's clear to everyone who has seen the Rams play recently. His impact is even greater if you look at the statistics.

VCU has won **24** of its past **26** games when Brandenburg scored 11 pts or more.

For his career, the Rams are **41-3** when that occurs.

## #TOEINGTHELINE

Over the past four games, the Rams are averaging 29.8 free-throw attempts per game and are converting them at a 73.9-percent clip. Briante Weber (13-of-16, 81.3-percent) have led the way, while the three freshmen (JeQuan Lewis, Jordan Burgess and Mo Alie-Cox) are a combined 27-of-29 (93.1%) during that stretch.

## #GETTINGOFFENSIVE

Junior Briante Weber has turned up his offensive game recently, including double-figures in six of his past nine games.

Through his first 86 career games, Weber has 13 double-digit scoring performances. When Weber reaches double-figures, VCU is 18-1 all-time.

## Running Men

average distance traveled/game action

	per game*	season total*
1. Briante Weber	1.83 miles	41.98 miles
2. Treveon Graham	1.75 miles	40.35 miles
3. Juvonte Reddic	1.68 miles	38.55 miles
4. Rob Brandenburg	1.66 miles	38.25 miles
5. Melvin Johnson	1.39 miles	31.97 miles

\*calculations based on percentage of possessions played multiplied by 94 ft (length of court)

Over the last nine games, Weber is averaging 11.7 points and 3.8 assists, while shooting 47.7-percent from the field. His assist-to-turnover ratio over that span is 2.8. (34-to-12).

## #THEOFFENDERS

Through the first four weeks of Atlantic 10 play, the Rams boast the highest scoring offense in league play.

Averaging 77.4 ppg in the first seven league games, VCU is nearly five points per game ahead of UMass, who sits second at 73.0.

## #HELPINGHANDS

In VCU's nine games since the turn of the calendar year, the Rams have dished out 122 assists on 233 field goals (52.4-percent). In the first 14 games of the year, the Black & Gold tallied an assist on 48.2-percent of its field goals.

The Rams are 12-1 when they tally assists on at least 50-percent of their field-goals.

## #GRANDOCCASIONS

With a first-half jumper against Boston College, junior Treveon Graham became the 34th member of the 1,000-point club at VCU. Graham joined teammates Rob Brandenburg and Juvonte Reddic as active members of the list. It marks just the third time in program history that three 1,000-point scorers at VCU played on the same squad. The Rams had four in the 1984-85 with Calvin Duncan (1,630 points), Rolando Lamb (1,130), Mike Schlegel (1,173) and Michael Brown (1,369); and a trio in 1980-81 with Monty Knight (1,549), Edmund Sherod (1,324) and Danny Kottak (1,270).

VCU is currently the one of just five schools in the country with three active 1,000 point scorers on their roster. USC Upstate, Saint Louis, William & Mary and Manhattan are the others in that group.

## Going For A Run

VCU runs with +10 scoring differential and less than five points by the opposition

Opponent	Time (Half)	Run
Virginia Tech	15:48-6:07 (1st)	31-0 (+31)
Old Dominion	12:53-2:55 (2nd)	26-4 (+22)
Illinois State	16:16-7:18 (1st)	26-4 (+22)
Belmont	12:55-7:03 (2nd)	22-2 (+20)
Stony Brook	0:01 (1st) - 14:08 (2nd)	19-0 (+19)
Old Dominion	13:35-5:52 (1st)	20-4 (+16)
Virginia Tech	6:51-2:21 (2nd)	15-0 (+15)
Rhode Island	11:48-5:14 (1st)	13-0 (+13)
Boston College	13:50-10:45 (2nd)	14-1 (+13)
Long Beach St.	14:36-9:15 (2nd)	13-0 (+13)
Richmond	11:20-5:48 (1st)	14-2 (+12)
Dayton	10:11-5:28 (1st)	14-2 (+12)
Duquesne	17:08-10:09 (2nd)	15-3 (+12)
Duquesne	7:26-4:23 (2nd)	16-4 (+12)
Boston College	4:53 (1st) - 17:17 (2nd)	12-0 (+12)
Georgetown	10:27-4:32 (1st)	14-2 (+12)
Georgetown	17:40-14:04 (2nd)	15-3 (+12)
Florida State	4:49-0:00 (2nd)	12-0 (+12)
Fordham	7:11-4:30 (2nd)	11-0 (+11)
Fordham	17:26-12:12 (1st)	12-1 (+11)
Dayton	9:27-5:55 (2nd)	15-4 (+11)
Fordham	1:52-0:00 (1st)	10-0 (+10)
La Salle	15:45-7:15 (1st)	11-1 (+10)
Boston College	8:55-4:29 (2nd)	14-4 (+10)
Eastern Ky	2:45-0:00 (1st)	10-0 (+10)
Northeastern	1:07 (1st) - 19:51 (2nd)	10-0 (+10)
Winthrop	14:59 - 10:42 (2nd)	13-3 (+10)

## NATION'S BEST

2013-14: 11.8 SPG



2012-13: 11.7 SPG



2011-12: 10.6 SPG



16

VCU ranks 16th in college basketball history in terms of winning percentage among schools that have been Division I for 25 years or more. In 43 years, the Rams have racked up a winning percentage of .644 (828-457).

## #POLLHISTORY

### Associated Press

**1983-84**  
Nov. 29: 20th

**1984-85**  
Jan. 1: 20th  
Jan. 8: 18th  
Jan. 15: 16th  
Jan. 22: 19th  
Jan. 29: 17th  
Feb. 26: 17th  
March 5: 12th  
March 12 (Final): 11th

**2012-13**  
Jan. 14: 22nd  
Jan. 21: 19th  
Feb. 18: 24th  
Mar. 4th: 21st  
Mar. 11th: 25th

**2013-14**  
Preseason: 14th  
Nov. 12: 14th  
Nov. 19: 10th

### Coaches Poll

**2010-11**  
March 29 (Final): 6th

**2012-13**  
Jan. 7: 24th  
Jan. 14: 19th  
Jan. 21: 16th  
Feb. 18: 24th  
Feb. 25: 25th  
Mar. 4th: 19th  
Mar. 11th: 22nd  
Mar. 18: 23rd  
Apr. 8 (Final): 23rd

**2013-14**  
Preseason: 15th  
Nov. 12: 14th  
Nov. 19: 10th  
Nov. 26: 24th

## Grand Marshals



Juvonte Reddic  
1,307

Rob Brandenburg  
1,099

Treveon Graham  
1,149

Third time in school history with three or more active 1,000 point scorers



## Tempo Meter

Average Possessions Per Game

**2013-14:**

71.1 per game (27th nationally)

**2012-13:**

68.2 per game (74th)

**2011-12:**

66.2 per game (159th)

**2010-11:**

66.2 per game (196th)

**2009-10:**

68.9 per game (86th)

## First Five

Total Wins in first five years of head coaching career

1. Brad Stevens (Butler, 2008-12)	139-40 (.777)
2. Everett Case (NC State, 1947-51)	137-29 (.825)
3. Mark Few (Gonzaga, 2000-04)	133-32 (.806)
4. Roy Williams (Kansas, 1989-93)	132-37 (.781)
5. Jamie Dixon (Pittsburgh, 2004-08)	132-40 (.767)
6. Shaka Smart (VCU, 2009-present)	130-41 (.760)
7. Dave Rose (BYU, 2006-10)	127-40 (.760)
8. Bruce Stewart (WV Wesleyan/MTSU, 1983-87)	126-41 (.754)
9. Forddy Anderson (Drake/Bradley, 1947-51)	123-42 (.745)
Mark Fox (Nevada, 2005-09)	123-43 (.741)
10. Jerry Tarkanian (LBSU/UNLV, 1969-73)	122-20 (.859)
Jim Boeheim (Syracuse, 1977-81)	122-30 (.803)
Thad Matta (Butler/Xavier/Ohio St, 2001-05)	122-43 (.739)
14. Fred Schaus (West Virginia, 1955-59)	120-32 (.789)
Larry Brown (UCLA/Kansas, 1980-86)	120-38 (.759)
Tom Izzo (Mich. State, 1996-2000)	120-48 (.714)



## #XFACTOR

Through 23 games, senior Juvonte Reddic is proving to be the X factor for this year's squad. In VCU's 19 wins, Reddic is averaging 13.3 points, 9.3 rebounds, 1.4 steals and 1.2 blocks per game. He's also shooting 56.6-percent from the field and averaging 9.6 shots in those contests.

In VCU's four losses, Reddic is averaging 7.3 points, 4.3 rebounds and 1.8 steals, while shooting 31.0-percent from the field and averaging 7.3 shots in those games.

## #BENCHPOWER

VCU has received 24.8 points per game from its bench, which accounts for 32.4-percent of its offense. That ranks in 16th in the country.

The Rams enter tonight averaging the fourth-most substitutions in the country with over 56.3 per game. The national average is just over 31 subs per game. Leading the way in that category is Army at 67.8 and Lafayette at 65.7. Coach Smart and staff have used 201 different lineup combinations with nine players averaging 10 minutes or more currently.

## #CRUNCHTIMEKINGS

Juniors Briante Weber and Treveon Graham have proven that their time to take over is late in the game. The duo combines 24.7 ppg with nearly half (12.0 ppg) of that coming in the final 15 minutes of the game.

Graham is shooting 51.1-percent from the field and 41.7-percent from beyond the arc during the final 15 minutes, while Weber is shooting 56.1-percent from the field during that stretch.

## #MAKINGTHEM COUNT

Dating back to last year, VCU has scored 20 or more points off turnovers in 25 of its past 35 games, including 13 of 23 games this year. On the year, VCU is averaging 20.7 points per turnovers per game, which accounts for 27.0-percent of its overall scoring.

This year, the Black & Gold are averaging 1.07 pts per turnover forced. Last year, the Rams averaged 1.23 pts per turnover forced.

## #THIEFIN THENIGHT

Since arriving on campus, junior Briante Weber has made a name for himself with his ability to be a nuisance on the defensive end. He continues to take that to a new level, leading the country in total steals (86) and steals per game (3.7).

Weber has recorded at least four steals in 14 of VCU's 23 games this year. The Rams are 12-2 in those 14 games.

## #THE NUMBERS GAME

When the Rams score 65 points or more, they are 109-21 under Coach Smart and have won 45 of the past 50 such contests.

When the Rams limit their opponents to 65 points or less, they are 81-10 under Coach Smart.

When the Rams score 70 points or more, they are 95-10 under Smart, including victories in 47 of the past 50 such contests.

When the Rams limit their opponents to 60 points or less, they are 60-3 in the past four-plus seasons.

## #THEPOWEROF15

15 was the magic number for the Rams last year. When VCU forced it's opponents into 15 or more turnovers last year, the Rams were 27-1. This year, they are 17-4 when reaching that mark. Under Coach Smart, VCU is 97-14 when forcing 15 or more turnovers.

## GETTING TO THE STRIPE

2012-13  
VCU FTs per game: 13.0  
VCU FTAs per game: 18.6

Opp FTs per game: 14.0  
Opp FTAs per game: 20.4

2013-14  
VCU FTs per game: 16.2  
VCU FTAs per game: 23.8

Opp FTs per game: 14.8  
Opp FTAs per game: 22.1

## The Smart Era

Wins since Coach Smart arrived at VCU (2009-10)

1. Kansas	147
2. Syracuse	143
3. Duke	142
4. Ohio State	141
5. Kentucky	138
6. Wichita State	135
7. Gonzaga	131
8. VCU	130
9. Louisville	129
10. San Diego State	128



## THE TRENDS

### VCU RECORD

Overall	19-4	1-3 points	2-0
Conference Games	7-1	4-7 points	1-1
When VCU leads at halftime	16-1	8-10 points	1-2
When VCU trails at halftime	3-3	11-15 points	7-0
When tied at halftime	0-0	16+ points	8-1
In national TV games	11-3	In overtime	---

### BY MONTH

November	5-2	Outrebounding opponent	12-0
December	6-1	Outrebounded by opponent	7-4
January	6-1	Rebounds are even	---
February	2-0		
March	---		

### BY DAYS OF THE WEEK

Monday	----	Leading with 5:00 left	17-0
Tuesday	2-1	Trailing with 5:00 left	2-4
Wednesday	2-0	Tied with 5:00 left	---
Thursday	3-1		
Friday	4-0		
Saturday	7-1		
Sunday	1-1		

### SCORING

VCU scores fewer than 40 points	----		
VCU scores 40-49 points	----		
VCU scores 50-59 points	1-0		
VCU scores 60-69 points	3-3		
VCU scores 70-79 points	6-0		
VCU scores 80 or more points	9-1		
Opp. scores fewer than 40 points	----		
Opp. scores 40-49 points	1-0		
Opp. scores 50-59 points	7-0		
Opp. scores 60-69 points	8-0		
Opp. scores 70-79 points	2-2		
Opp. scores 80 or more points	1-2		

### FROM THE FIELD

VCU shoots below 35%	3-1	vs. Top 25 teams	1-0
VCU shoots between 35-40%	2-3	vs. teams receiving votes	0-2
VCU shoots better than 40%	14-0	vs. teams with a winning record	11-3
VCU shoots better than 45%	9-0	vs. teams with .500 record	2-1
VCU shoots better than 50%	2-0	vs. teams with a losing record	6-0
VCU shoots better than 55%	1-0		

### FINAL MARGIN

### BATTLE OF THE BOARDS

### DOWN TO THE WIRE

### LAYING IT ON THE LINE

### BY LOCATION

### STREAKING

### STRENGTH OF OPPOSITION



## #THEFUTURE

Four future Rams signed NLLs last month and currently make up the 14th-highest rated recruiting classes in the country by ESPN.com

**JONATHAN WILLIAMS (6'0", 175 lbs)** GREW UP IN RICHMOND BEFORE MOVING TO NEW JERSEY, WHERE HE ATTENDS ST. BENEDICT'S PREP, THE SAME HIGH SCHOOL AS CURRENT RAM MELVIN JOHNSON. THE JET-QUICK POINT GUARD HAS BEEN DESCRIBED AS A PERFECT FIT FOR HAVOC.

**TERRY LARRIER (6'8", 175 lbs)** BECOMES THE HIGHEST RATED RECRUIT AT VCU SINCE McDONALD'S ALL-AMERICAN KENDRICK WARREN JOINED THE BLACK & GOLD. RATED AMONG THE TOP-50 PLAYERS IN THE COUNTRY BY SEVERAL RECRUITING SERVICES, LARRIER IS AN ATHLETIC WING PLAYER WHO POSSESSES TREMENDOUS SKILL AND LENGTH.

**JUSTIN TILLMAN (6'7", 190 lbs)** IS A HIGH-MOTOR FORWARD WHO BRINGS QUICKNESS AND TENACITY TO THE RAMS' FRONTLINE. HIS ATHLETICISM AND LENGTH HELPED LEAD HIS PERSHING HIGH SCHOOL SQUAD TO A 25-1 RECORD LAST YEAR.

**MICHAEL GILMORE (6'9", 205 lbs)** IS A VERSATILE FOUR-STAR FORWARD WHO CAN STRETCH DEFENSES WITH HIS SHOOTING ABILITY AND AFFECT OPPOSING OFFENSES WITH HIS LENGTH AND ATHLETICISM. RANKED AS THE 76TH-BEST PLAYER IN THE COUNTRY BY ESPN.COM, GILMORE IS THE NEPHEW OF NAISMITH BASKETBALL HALL OF FAMER ARTIS GILMORE.



The Rams' 1075 total steals since the start of the 2011 season are the most in the country.

## #24ORMORE

The Rams are one of just three programs in the country to win 24 or more games in each of the past seven seasons. Kansas and Memphis are the others.

2012-13	27
2011-12	29
2010-11	28
2009-10	27
2008-09	24
2007-08	24
2006-07	28

# #THE LAST TIME...

	<u>Team</u>	
VCU scored 85+ points	3/21/2013	88 (88-42, W vs. Akron)
VCU scored 90+ points	11/16/13	92 (92-71, W vs. Winthrop)
VCU scored 95+ points	1/25/14	97 (97-89, W (2ot) at La Salle)
VCU scored 100+ points	1/2/2013	109 (109-58, W at ETSU)
Opponent scored 80+	1/25/14	89 (97-89, W (2ot) at La Salle)
Opponent scored 90+	2/2/2011	91 (80-91, L at Northeastern)
Opponent scored 100+	12/6/2000	101 (82-101, L at TCU)
Held an Opponent to 50 pts. or less	12/28/13	50 (69-50, W vs. Boston College)
Held an Opponent to 40 pts. or less	1/16/2008	39 (60-39, W vs. Delaware)
VCU was held under 50 pts.	1/10/2008	49 (49-47, W vs. Georgia State)
Shot 50% from the field	11/29/13	55.0% (33-60), (79-66, W vs. Northeastern)
Shot 80% from the foul line	1/29/14	85.2% (23-27), (76-60, W vs. Fordham)
Shot 90% from the foul line	1/9/2013	90.5% (19-21), (74-52, W vs. Dayton)
Shot 100% from the foul line	3/10/2013	(10-10), (86-74, L at Temple)
Had a 20-pt. win	12/8/13	21 (69-48, W vs. Old Dominion)
Had a 30-pt. win	12/21/13	30 (82-52, W vs. Virginia Tech)
Had a 40-pt. win	3/21/2013	46 (88-42, W vs. Akron)
Had a 20-pt. loss	2/15/2011	20 (51-71, L vs. George Mason)
Had a 30-pt. loss	1/25/2003	31 (50-81, L vs. UNC Wilmington)
Had a 40-pt. loss	11/30/1999	41 (44-85, L vs. Tulane)
A double-overtime win	1/25/14	97 (97-89, W (2ot) at La Salle)
An overtime win	12/5/13	71-68, W vs. Eastern Kentucky
A triple-overtime loss	2/29/2000	88-97, L vs. American
A double-overtime loss	1/18/2003	83-88, L at William & Mary
An overtime loss	1/24/2013	74-86 at Richmond
10-game winning streak	2012-13	13 (11/28/12-1/24/13)
5-game winning streak	2013-14	6 (1/18/14 - present)
5-game losing streak	1997-1998	6 (2/7/98-2/23/98)
10-game losing streak		Never Happened, Longest was 6

## Individual

20-24 pts.	20 by Treveon Graham vs. Stony Brook (1/3/14)
25-29 pts.	27 by Juvonte Reddic at La Salle (1/25/14)
30-34 pts.	34 by Treveon Graham at La Salle (1/25/14)
35-39 pts.	35 by Eric Maynor at East Carolina (11/25/08)
40+ pts.	41 by Willie Taylor vs. Evansville (12/20/2000)
5 players in double figures	Melvin Johnson (14), Briante Weber (14), Treveon Graham (13), Juvonte Reddic (11), JeQuan Lewis (11) and Rob Brandenburg (10) vs. Richmond (2/1/14)
Two players with 20 pts. or more	Treveon Graham (34) and Juvonte Reddic (27) at La Salle (1/25/14)
Three players with 20 pts. or more	Brandon Rozzell (23), Joey Rodriguez (22), Jamie Skeen (22) vs. UNC Greensboro (11/12/10)
Player with 20 or more rebounds	20 by Larry Sanders vs. George Mason (3/9/2009)
Two players with 10 or more rebounds	Juvonte Reddic (15) and Treveon Graham (12) at La Salle (1/25/14)
Player with double-double (pts/reb)	14 pts, 11 rebs by Juvonte Reddic vs. Rhode Island (2/6/14)
Player with double-double (pts/asst)	22 pts, 10 assists by Darius Theus vs. Saint Joseph's (1/17/13)
Player with double-double (pts/stls)	13 pts, 10 steals by Briante Weber vs. Florida Gulf Coast (11/9/12)
Player with double-double (reb/asst)	10 rebs./10 assists by Eric Maynor at George Mason, 1/24/2007
Two players with double-doubles	27 pts/15 rebs by Juvonte Reddic, 34 pts/12 rebs by Treveon Graham at La Salle (1/25/14)
100% from the field (min. 5 made)	5-5 by Bradford Burgess at Tulane (12/19/09)
100% from foul line (min. 5 made)	6-6 by Mo Alie-Cox vs. Rhode Island (2/6/14)
10+ Assists	10 by Darius Theus vs. Saint Joseph's (1/17/13)
5 or more steals	5 by Briante Weber vs. Richmond (2/1/14)
5 or more blocks	5 by Mo Alie-Cox vs. Northeastern (11/29/13)





# #0 JAIRUS LYLES

## FRESHMAN - GUARD

Washington, D.C.- DeMatha

### >> LYLES' CAREER HIGHS

MINUTES			FREE THROWS		
Season	7	vs. Rhode Island, 2/6/14	Season	3	vs. Rhode Island, 2/6/14
Career	7	vs. Rhode Island, 2/6/14	Career	3	vs. Rhode Island, 2/6/14
POINTS			ASSISTS		
Season	3	vs. Rhode Island, 2/6/14	Season	1	2x, last time vs. Rhode Island, 2/6/14
Career	3	vs. Rhode Island, 2/6/14	Career	1	2x, last time vs. Rhode Island, 2/6/14
REBOUNDS			STEALS		
Season	1	2x, last time vs. Rhode Island, 2/6/14	Season	1	2x, last time vs. Rhode Island, 2/6/14
Career	1	2x, last time vs. Rhode Island, 2/6/14	Career	1	2x, last time vs. Rhode Island, 2/6/14
FIELD GOALS			BLOCKS		
Season	-		Season	-	
Career	-		Career	-	
3-POINT FIELD GOALS			MISCELLANEOUS		
Season	-		Career in Double Figures		0
Career	-		2013-14 in Double Figures		0

### >> LYLES' CAREER STATISTICS

Season	GP	GS	Min/Avg	FG-FGA	Pct	3pt-Att	Pct	FT-FTA	Pct	Off	Def	Reb	Avg	PF	FO	A	TO	Blk	S	TP	Avg
2013-14	17	0	43/2.5	0-17	.000	0-7	.000	7-10	.700	0	2	2	0.1	8	0	2	2	0	3	7	0.4
<b>TOTAL</b>	<b>17</b>	<b>0</b>	<b>43/2.5</b>	<b>0-17</b>	<b>.000</b>	<b>0-7</b>	<b>.000</b>	<b>7-10</b>	<b>.700</b>	<b>0</b>	<b>2</b>	<b>2</b>	<b>0.1</b>	<b>8</b>	<b>0</b>	<b>2</b>	<b>2</b>	<b>0</b>	<b>3</b>	<b>7</b>	<b>0.4</b>

### >> 2013-14 GAME-BY-GAME

Opp	Date	GS	Min	FG-A	3FG-A	FT-A	Reb.	A	TO	BLK	STL	PTS
ILST	11/8	2	0-0	0-0	0-0	0	0	0	0	0	0	0
UVA	11/12		DID NOT PLAY									
WIN	11/16	2	0-1	0-0	0-0	0	0	0	0	0	0	0
FSU	11/21	4	0-3	0-1	0-0	0	0	0	0	0	0	0
LBSU	11/22		DID NOT PLAY									
GU	11/24	1	0-0	0-0	0-0	0	0	0	0	0	0	0
NU	11/29	4	0-0	0-0	0-0	0	0	0	0	0	0	0
BEL	12/1	1	0-1	0-0	0-0	0	0	0	0	1	0	0
EKU	12/5		DID NOT PLAY									
ODU	12/8	2	0-1	0-0	0-0	0	0	1	0	0	0	0
UNI	12/14		DID NOT PLAY									
WOF	12/17	5	0-0	0-0	2-4	1	1	0	0	0	2	2
VT	12/21	3	0-1	0-1	0-0	0	0	0	0	0	0	0
BC	12/28	3	0-3	0-1	0-0	0	0	0	0	0	0	0
SBU	1/3	1	0-1	0-1	0-0	0	0	0	0	0	0	0
GMU	1/9		DID NOT PLAY									
GW	1/14	1	0-0	0-0	0-0	0	0	0	0	0	0	0
DUQ	1/18	2	0-0	0-0	0-0	0	0	1	0	0	0	0
DAY	1/22	0+	0-0	0-0	0-0	0	0	0	0	0	0	0
LAS	1/25		DID NOT PLAY									
FOR	1/29	5	0-2	0-2	2-2	0	0	0	0	1	2	2
RIC	2/1	0+	0-0	0-0	0-0	0	0	0	0	0	0	0
URI	2/6	7	0-4	0-1	3-4	1	1	0	0	1	3	3



# #2 BRIANTE WEBER

## JUNIOR - GUARD

Chesapeake, Va. - Great Bridge

### >> WEBER'S CAREER HIGHS

MINUTES			FREE THROWS		
Season	41	at La Salle, 1/25/14	Season	10	vs. Winthrop, 11/16/13
Career	41	at La Salle, 1/25/14	Career	10	vs. Winthrop, 11/16/13
POINTS			ASSISTS		
Season	22	vs. Georgetown, 11/24/13	Season	9	vs. Stony Brook, 1/3/14
Career	22	vs. Georgetown, 11/24/13	Career	10	at Old Dominion, 12/7/12
REBOUNDS			STEALS		
Season	6	3x, last time vs. Duquesne, 1/18/14	Season	7	vs. Stony Brook, 1/3/14
Career	9	at Old Dominion, 12/7/12	Career	10	vs. Florida Gulf Coast, 11/9/12
FIELD GOALS			BLOCKS		
Season	8	vs. Georgetown, 11/24/13	Season	1	3x, last time vs. Richmond, 2/1/14
Career	8	vs. Georgetown, 11/24/13	Career	2	at Georgia State, 1/28/12
3-POINT FIELD GOALS			MISCELLANEOUS		
Season	2	2x, last time vs. Duquesne, 1/18/14	Career in Double Figures		19
Career	4	at Winthrop, 11/17/12	2013-14 in Double Figures		9

### >> 2013-14 GAME-BY-GAME

Opp	Date	GS	Min	FG-A	3FG-A	FT-A	Reb.	A	TO	BLK	STL	PTS
ILST	11/8	*	25	4-9	1-2	0-0	5	8	2	0	5	9
UVA	11/12	*	38	2-6	0-1	0-2	4	2	2	0	2	4
WIN	11/16	*	25	3-6	0-0	10-11	2	4	2	0	5	16
FSU	11/21	*	20	0-4	0-0	4-4	2	0	1	0	2	4
LBSU	11/22	*	30	6-7	0-0	3-4	6	4	0	0	2	15
GU	11/24	*	32	8-12	0-0	6-10	6	3	1	0	4	22
NU	11/29	*	35	3-5	0-2	1-2	2	7	2	0	5	7
BEL	12/1	*	31	1-3	0-0	3-4	2	4	1	0	4	5
EKU	12/5	*	39	2-6	0-0	1-3	4	6	5	0	5	5
ODU	12/8	*	27	1-6	0-1	0-0	2	3	2	0	5	2
UNI	12/14	*	32	2-11	0-3	4-4	5	4	2	0	4	8
WOF	12/17	*	22	1-4	0-1	0-0	3	3	3	1	2	2
VT	12/21	*	24	4-7	0-0	0-0	4	4	2	0	4	8
BC	12/28	*	26	1-5	0-1	4-4	5	6	1	0	3	6
SBU	1/3	*	29	3-7	0-2	8-9	3	9	0	1	7	14
GMU	1/9	*	29	3-6	0-1	6-6	4	2	4	0	5	12
GW	1/14	*	32	3-8	2-3	0-0	3	3	2	0	1	9
DUQ	1/18	*	26	4-8	2-5	2-2	6	3	1	0	3	12
DAY	1/22	*	32	7-12	0-3	4-4	2	5	0	0	3	18
LAS	1/25	*	41	2-6	1-2	7-8	4	5	3	0	5	12
FOR	1/29	*	26	2-5	1-3	2-2	4	4	0	0	4	7
RIC	2/1	*	31	5-9	1-1	3-4	3	2	1	1	5	14
URI	2/6	*	23	2-4	0-0	1-2	5	1	1	0	1	5

### >> WEBER'S CAREER STATISTICS

Season	GP	GS	Min/Avg	FG-FGA	Pct	3pt-Att	Pct	FT-FTA	Pct	Off	Def	Reb	Avg	PF	FO	A	TO	Blk	S	TP	Avg
2011-12	36	4	674/18.7	60-145	.414	9-36	.250	48-64	.750	27	79	106	2.9	71	0	59	46	8	77	177	4.9
2012-13	36	7	752/20.9	67-159	.421	9-40	.225	51-65	.785	28	74	102	2.8	82	0	98	41	9	98	194	5.4
2013-14	23	23	675/29.3	69-156	.442	8-31	.258	70-86	.814	17	69	86	3.7	56	0	92	38	3	86	216	9.4
<b>TOTAL 5</b>	<b>95</b>	<b>34</b>	<b>2101/22.1</b>	<b>196-460</b>	<b>.426</b>	<b>26-107</b>	<b>.243</b>	<b>169-215</b>	<b>.786</b>	<b>72</b>	<b>222</b>	<b>294</b>	<b>3.1</b>	<b>209</b>	<b>0</b>	<b>249</b>	<b>125</b>	<b>20</b>	<b>261</b>	<b>587</b>	<b>6.2</b>





# #1 JEQUAN LEWIS

## FRESHMAN - GUARD

Dickson, Tn. - Dickson County

### >> LEWIS' CAREER HIGHS

MINUTES			FREE THROWS		
Season	21	2x, last time vs. Richmond, 2/1/14	Season	5	2x, last time vs. Wofford, 12/17/13
Career	21	2x, last time vs. Richmond, 2/1/14	Career	5	2x, last time vs. Wofford, 12/17/13
POINTS			ASSISTS		
Season	16	vs. Wofford, 12/17/13	Season	6	vs. Virginia Tech, 12/21/13
Career	16	vs. Wofford, 12/17/13	Career	6	vs. Virginia Tech, 12/21/13
REBOUNDS			STEALS		
Season	4	2x, last time vs. Old Dominion, 12/8/13	Season	5	vs. Virginia Tech, 12/21/13
Career	4	2x, last time vs. Old Dominion, 12/8/13	Career	5	vs. Virginia Tech, 12/21/13
FIELD GOALS			BLOCKS		
Season	5	vs. Wofford, 12/17/13	Season	-	
Career	5	vs. Wofford, 12/17/13	Career	-	
3-POINT FIELD GOALS			MISCELLANEOUS		
Season	3	3x, last time at Dayton, 1/22/14	Career in Double Figures		7
Career	3	3x, last time at Dayton, 1/22/14	2013-14 in Double Figures		7

### >> LEWIS' CAREER STATISTICS

Season	GP	GS	Min/Avg	FG-FGA	Pct	3pt-Att	Pct	FT-FTA	Pct	Off	Def	Reb	Avg	PF	FO	A	TO	Blk	S	TP	Avg
2013-14	23	0	350/15.2	48-105	.457	18-48	.375	35-40	.875	8	16	24	1.0	50	1	43	33	0	26	149	6.5
<b>TOTAL</b>	<b>23</b>	<b>0</b>	<b>350/15.2</b>	<b>48-105</b>	<b>.457</b>	<b>18-48</b>	<b>.375</b>	<b>35-40</b>	<b>.875</b>	<b>8</b>	<b>16</b>	<b>24</b>	<b>1.0</b>	<b>50</b>	<b>1</b>	<b>43</b>	<b>33</b>	<b>0</b>	<b>26</b>	<b>149</b>	<b>6.5</b>

### >> 2013-14 GAME-BY-GAME

Opp	Date	GS	Min	FG-A	3FG-A	FT-A	Reb.	A	TO	BLK	STL	PTS
ILST	11/8		13	2-2	0-0	2-3	0	2	4	0	1	6
UVA	11/12		12	2-5	0-0	1-1	2	0	2	0	0	5
WIN	11/16		16	3-7	0-2	5-7	4	2	1	0	3	11
FSU	11/21		21	1-2	0-1	0-0	2	2	0	0	3	2
LBSU	11/22		11	0-0	0-0	0-0	0	0	0	0	0	0
GU	11/24		10	1-2	1-2	0-0	0	1	3	0	3	3
NU	11/29		11	0-1	0-1	0-0	0	4	2	0	0	0
BEL	12/1		20	4-7	1-2	3-3	1	3	2	0	1	12
EKU	12/5		18	4-7	3-6	2-2	1	1	3	0	1	13
ODU	12/8		16	3-7	2-4	0-0	4	2	1	0	0	8
UNI	12/14		17	4-7	3-4	2-2	1	1	2	0	0	13
WOF	12/17		19	5-8	1-3	5-6	2	0	0	0	4	16
VT	12/21		17	2-7	0-2	1-1	0	6	1	0	5	5
BC	12/28		16	1-5	0-3	0-0	0	3	0	0	1	2
SBU	1/3		11	0-1	0-1	0-0	1	1	1	0	0	0
GMU	1/9		10	0-2	0-0	4-4	0	1	1	0	0	4
GW	1/14		7	1-2	0-1	0-0	0	2	1	0	0	2
DUQ	1/18		16	2-5	2-4	0-0	1	4	2	0	1	6
DAY	1/22		15	3-5	3-4	0-0	0	2	1	0	0	9
LAS	1/25		19	1-1	0-0	0-0	1	1	1	0	0	2
FOR	1/29		18	3-9	1-4	4-4	1	2	4	0	1	11
RIC	2/1		21	3-7	1-3	4-5	0	0	0	0	1	11
URI	2/6		16	3-6	0-1	2-2	3	3	1	0	1	8



# #4 TERRANCE SHANNON

## R-SENIOR - FORWARD

Forsyth, Ga - Lincoln

### >> SHANNON'S CAREER HIGHS

MINUTES			FREE THROWS		
Season	23	vs. Illinois State, 11/8/13	Season	3	vs. George Mason, 1/9/14
Career	30	(2x) last vs. Florida 12/5/12	Career	7	vs. Jacksonville 11/11/11
POINTS			ASSISTS		
Season	14	vs. Illinois State, 11/8/13	Season	3	vs. George Mason, 1/9/14
Career	16	vs. Tulsa 12/29/12	Career	4	(2x) last time vs. La. Tech 3/19/13
REBOUNDS			STEALS		
Season	8	vs. Old Dominion, 12/8/13	Season	2	5x, last time vs. Rhode Island, 2/6/14
Career	12	vs. Jacksonville, 11/11/11	Career	4	vs. North Florida 11/21/12
FIELD GOALS			BLOCKS		
Season	6	vs. Illinois State 11/8/13	Season	3	vs. Rhode Island, 2/6/14
Career	6	(7x) last time vs. Illinois State 11/8/13	Career	3	2x, last time vs. Rhode Island, 2/6/13
3-POINT FIELD GOALS			MISCELLANEOUS		
Season	-		Career in Double Figures		17
Career	-		Career Double-Doubles		4

### >> SHANNON'S CAREER STATISTICS

Season	GP	GS	Min/Avg	FG-FGA	Pct	3pt-Att	Pct	FT-FTA	Pct	Off	Def	Reb	Avg	PF	FO	A	TO	Blk	S	TP	Avg
2009-10	18	0	93/5.2	13-24	.542	0-0	.000	5-12	.417	6	13	19	1.1	21	0	2	9	5	4	31	1.7
2010-11	27	5	348/12.9	46-115	.400	0-0	.000	36-66	.545	33	41	74	2.7	51	0	9	33	8	10	128	4.7
2011-12	7	0	122/17.4	19-35	.543	0-0	.000	20-33	.606	11	20	31	4.4	11	0	5	9	4	4	58	8.3
2012-13	20	0	419/21.0	60-130	.462	0-0	.000	37-57	.649	42	70	112	5.6	56	2	16	45	12	23	157	7.9
2013-14	17	6	201/11.8	22-49	.449	0-0	.000	14-33	.424	20	23	43	2.5	33	0	6	13	14	16	58	3.4
<b>TOTAL</b>	<b>89</b>	<b>11</b>	<b>1183/13.3</b>	<b>160-353</b>	<b>.453</b>	<b>0-0</b>	<b>.000</b>	<b>112-201</b>	<b>.557</b>	<b>112</b>	<b>167</b>	<b>279</b>	<b>3.2</b>	<b>172</b>	<b>2</b>	<b>38</b>	<b>109</b>	<b>43</b>	<b>58</b>	<b>432</b>	<b>4.9</b>

### >> 2013-14 GAME-BY-GAME

Opp	Date	GS	Min	FG-A	3FG-A	FT-A	Reb.	A	TO	BLK	STL	PTS
ILST	11/8	*	23	6-8	0-0	2-5	6	1	1	2	2	14
UVA	11/12	*	19	1-3	0-0	1-5	1	0	0	1	0	3
WIN	11/16	*	11	2-4	0-0	0-0	1	0	4	1	1	4
FSU	11/21	*	11	1-4	0-0	0-0	6	0	1	0	1	2
LBSU	11/22	*	12	0-2	0-0	1-2	2	0	0	0	0	1
GU	11/24	*	15	1-2	0-0	1-2	4	0	2	0	2	3
NU	11/29			DID NOT PLAY - FAMILY MATTER								
BEL	12/1			DID NOT PLAY - FAMILY MATTER								
EKU	12/5			DID NOT PLAY								
ODU	12/8		13	0-3	0-0	0-0	8	1	2	1	1	0
UNI	12/14		6	0-1	0-0	0-0	0	0	0	0	0	0
WOF	12/17		9	1-1	0-0	2-3	3	0	1	0	0	4
VT	12/21		13	2-3	0-0	1-4	0	0	1	0	0	5
BC	12/28		7	1-3	0-0	0-0	1	0	0	0	1	2
SBU	1/3		14	2-6	0-0	2-2	2	1	0	1	2	6
GMU	1/9		15	2-3	0-0	3-6	4	3	1	2	1	7
GW	1/14		8	0-0	0-0	0-0	0	0	0	1	2	0
DUQ	1/18		14	3-6	0-0	1-2	4	0	0	2	1	7
DAY	1/22			DID NOT PLAY- KNEE								
LAS	1/25			DID NOT PLAY- KNEE								
FOR	1/29			DID NOT PLAY								
RIC	2/1		4	0-0	0-0	0-0	0	0	0	0	0	0
URI	2/6		7	0-0	0-0	0-2	1	0	0	3	2	0



# #5 DOUG BROOKS

## FRESHMAN - GUARD

Lake Wales, Fla.- Lake Wales

### >> BROOKS' CAREER HIGHS

MINUTES			FREE THROWS		
Season	10	vs. Illinois State, 11/8/13	Season	4	vs. Winthrop, 11/16/13
Career	10	vs. Illinois State, 11/8/13	Career	4	vs. Winthrop, 11/16/13
POINTS			ASSISTS		
Season	6	vs. Virginia Tech, 12/21/13	Season	1	vs. Illinois State, 11/8/13
Career	6	vs. Virginia Tech, 12/21/13	Career	1	vs. Illinois State, 11/8/13
REBOUNDS			STEALS		
Season	2	5x, last time vs. Virginia Tech, 12/21/13	Season	1	2x, last time vs. Virginia Tech, 12/21/13
Career	2	5x, last time vs. Virginia Tech, 12/21/13	Career	1	2x, last time vs. Virginia Tech, 12/21/13
FIELD GOALS			BLOCKS		
Season	2	vs. Virginia Tech, 12/21/13	Season	1	2x, last time vs. Virginia Tech, 12/21/13
Career	2	vs. Virginia Tech, 12/21/13	Career	1	2x, last time vs. Virginia Tech, 12/21/13
3-POINT FIELD GOALS			MISCELLANEOUS		
Season	2	vs. Virginia Tech, 12/21/13	Career in Double Figures		0
Career	2	vs. Virginia Tech, 12/21/13	2013-14 in Double Figures		0

### >> BROOKS' CAREER STATISTICS

Season	GP	GS	Min/Avg	FG-FGA	Pct	3pt-Att	Pct	FT-FTA	Pct	Off	Def	Reb	Avg	PF	FO	A	TO	Blk	S	TP	Avg
2013-14	16	0	60/3.8	9-31	.290	6-21	.286	5-6	833	7	7	14	0.9	10	0	1	0	2	2	29	1.8
<b>TOTAL</b>	<b>16</b>	<b>0</b>	<b>60/3.8</b>	<b>9-31</b>	<b>.290</b>	<b>6-21</b>	<b>.286</b>	<b>5-6</b>	<b>833</b>	<b>7</b>	<b>7</b>	<b>14</b>	<b>0.9</b>	<b>10</b>	<b>0</b>	<b>1</b>	<b>0</b>	<b>2</b>	<b>2</b>	<b>29</b>	<b>1.8</b>

### >> 2013-14 GAME-BY-GAME

Opp	Date	GS	Min	FG-A	3FG-A	FT-A	Reb.	A	TO	BLK	STL	PTS
ILST	11/8	10	1-3	1-2	0-0	1	1	0	1	0	3	
UVA	11/12	1	0-1	0-1	0-0	1	0	0	0	0	0	
WIN	11/16	4	0-1	0-1	4-4	2	0	0	0	1	4	
FSU	11/21	5	1-4	1-3	0-0	2	0	0	0	0	3	
LBSU	11/22	1	0-1	0-1	0-0	0	0	0	0	0	0	
GU	11/24											DID NOT PLAY
NU	11/29	6	1-3	0-2	0-0	2	0	0	0	0	2	
BEL	12/1	0	0-1	0-1	0-0	0	0	0	0	0	0	
EKU	12/5											DID NOT PLAY
ODU	12/8	5	1-3	0-0	1-2	2	0	0	0	0	3	
UNI	12/14											DID NOT PLAY
WOF	12/17	1	0-0	0-0	0-0	0	0	0	0	0	0	
VT	12/21	8	2-5	2-4	0-0	2	0	0	1	1	6	
BC	12/28	6	1-3	1-3	0-0	1	0	0	0	0	3	
SBU	1/3	3	0-1	0-1	0-0	0	0	0	0	0	0	
GMU	1/9											DID NOT PLAY
GW	1/14											DID NOT PLAY
DUQ	1/18	1	0-0	0-0	0-0	0	0	0	0	0	0	
DAY	1/22											DID NOT PLAY
LAS	1/25											DID NOT PLAY
FOR	1/29	5	1-4	0-1	0-0	1	0	0	0	0	2	
RIC	2/1	0+	0-0	0-0	0-0	0	0	0	0	0	0	
URI	2/6	4	1-1	1-1	0-0	0	0	0	0	0	3	

### >> 2013-14 GAME-BY-GAME

Opp	Date	GS	Min	FG-A	3FG-A	FT-A	Reb.	A	TO	BLK	STL	PTS
ILST	11/8	12	0-0	0-0	2-2	2	0	1	1	0	0	
UVA	11/12	11	0-1	0-0	0-0	1	0	0	0	0	0	
WIN	11/16	14	4-4	1-1	1-3	6	0	0	0	0	10	
FSU	11/21	23	1-4	0-0	1-3	11	1	4	2	2	3	
LBSU	11/22	18	1-2	0-0	0-0	4	1	1	2	0	2	
GU	11/24	19	0-2	0-0	1-2	2	0	0	1	0	1	
NU	11/29	* 27	3-3	0-0	1-3	3	1	0	5	2	7	
BEL	12/1	* 25	3-4	0-0	0-0	2	0	1	2	0	6	
EKU	12/5	* 17	1-2	0-0	1-2	3	1	0	2	0	3	
ODU	12/8	* 9	1-3	0-0	0-0	3	0	0	2	0	2	
UNI	12/14	14	0-2	0-0	0-1	4	0	0	1	0	0	
WOF	12/17	16	0-2	0-0	1-2	5	0	0	2	0	1	
VT	12/21	13	2-3	0-0	1-3	7	1	1	1	0	5	
BC	12/28	9	0-0	0-0	0-0	1	0	1	1	0	0	
SBU	1/3	6	0-1	0-0	1-2	2	0	0	0	0	1	
GMU	1/9	6	0-1	0-0	1-2	2	0	0	1	1	1	
GW	1/14	7	0-0	0-0	0-0	0	0	0	0	0	0	
DUQ	1/18	12	2-4	0-0	0-3	4	3	2	1	1	4	
DAY	1/22	11	0-0	0-0	0-0	2	0	0	1	0	0	
LAS	1/25	10	0-1	0-0	0-0	0	0	0	1	0	0	
FOR	1/29	16	0-3	0-0	4-4	6	0	0	1	1	4	
RIC	2/1	13	3-4	0-0	0-0	6	0	0	3	0	6	
URI	2/6	18	1-3	0-0	6-6	4	0	1	1	0	8	



# #12 MO ALIE-COX

## R-FRESHMAN- FORWARD

Middleburg, Va. - Middleburg

### >> ALIE-COX'S CAREER HIGHS

MINUTES			FREE THROWS		
Season	27	vs. Northeastern, 11/29/13	Season	6	vs. Rhode Island, 2/6/14
Career	27	vs. Northeastern, 11/29/13	Career	6	vs. Rhode Island, 2/6/14
POINTS			ASSISTS		
Season	10	vs. Winthrop, 11/16/13	Season	3	vs. Duquesne, 1/18/14
Career	10	vs. Winthrop, 11/16/13	Career	3	vs. Duquesne, 1/18/14
REBOUNDS			STEALS		
Season	11	vs. Florida State, 11/21/13	Season	2	2x, last time vs. Northeastern, 11/29/13
Career	11	vs. Florida State, 11/21/13	Career	2	2x, last time vs. Northeastern, 11/29/13
FIELD GOALS			BLOCKS		
Season	4	vs. Winthrop, 11/16/13	Season	5	vs. Northeastern, 11/29/13
Career	4	vs. Winthrop, 11/16/13	Career	5	vs. Northeastern, 11/29/13
3-POINT FIELD GOALS			MISCELLANEOUS		
Season	1	vs. Winthrop, 11/16/13	Career in Double Figures		1
Career	1	vs. Winthrop, 11/16/13	2013-14 in Double Figures		1

### >> ALIE-COX'S CAREER STATISTICS

Season	GP	GS	Min/Avg	FG-FGA	Pct	3pt-Att	Pct	FT-FTA	Pct	Off	Def	Reb	Avg	PF	FO	A	TO	Blk	S	TP	Avg
2013/14	23	4	326/14.2	22-49	.449	1-1	1.000	21-38	.553	40	40	80	3.5	48	0	8	12	31	7	66	2.9
<b>TOTALS</b>	<b>23</b>	<b>4</b>	<b>326/14.2</b>	<b>22-49</b>	<b>.449</b>	<b>1-1</b>	<b>1.000</b>	<b>21-38</b>	<b>.553</b>	<b>40</b>	<b>40</b>	<b>80</b>	<b>3.5</b>	<b>48</b>	<b>0</b>	<b>8</b>	<b>12</b>	<b>31</b>	<b>7</b>	<b>66</b>	<b>2.9</b>





# #11 ROB BRANDENBERG

## SENIOR - GUARD

Cincinnati, Ohio - Lincoln

### >> BRANDENBERG'S CAREER HIGHS

MINUTES			FREE THROWS		
Season	34	at La Salle, 1/25/14	Season	6	vs. Long Beach State, 11/22/13
Career	38	vs. George Washington, 12/4/11	Career	8	vs. Georgia State, 1/19/11
POINTS			ASSISTS		
Season	19	vs. Long Beach State, 11/22/13	Season	5	vs. Northeastern, 11/29/13
Career	23	vs. Georgia State, 1/19/11	Career	5	2x, last time vs. Northeastern, 11/29/13
REBOUNDS			STEALS		
Season	5	2x, last time vs. Duquesne, 1/18/14	Season	4	2x, last time vs. Wofford, 12/17/13
Career	6	(5x) last time vs. Duquesne, 1/19/13	Career	4	5x, last time vs. Wofford, 12/17/13
FIELD GOALS			BLOCKS		
Season	7	at George Washington, 1/14/14	Season	3	2x, last time vs. Rhode Island, 2/6/14
Career	9	at William & Mary, 1/12/11	Career	3	2x, last time vs. Rhode Island, 2/6/14
3-POINT FIELD GOALS			MISCELLANEOUS		
Season	4	2x, last time vs. ECU, 12/5/13	Career in Double Figures		51
Career	5	vs. Memphis, 11/22/12	2013-14 in Double Figures		11

### >> BRANDENBERG'S CAREER STATISTICS

Season	GP	GS	Min/Avg	FG-FGA	Pct	3pt-Att	Pct	FT-FTA	Pct	Off	Def	Reb	Avg	PF	FO	A	TO	Blk	S	TP	Avg
2010-11	39	0	535/13.7	67-164	.409	31-89	.293	28-44	.636	25	42	67	1.7	44	0	22	21	9	28	193	4.9
2011-12	36	15	935/25.9	109-308	.354	41-140	.293	66-101	.653	31	65	96	2.7	61	0	65	51	22	43	325	9.0
2012-13	35	28	845/24.1	130-323	.402	49-139	.353	56-81	.691	39	56	95	2.7	61	2	49	46	8	45	365	10.4
2013-14	23	23	614/26.7	75-195	.385	39-111	.351	27-35	.771	13	31	44	1.9	34	1	42	26	8	33	216	9.4
TOTALS	133	66	2925/22.0	381-990	.385	160-479	.334	177-261	.678	108	194	302	2.3	200	3	178	144	47	149	1099	8.3

### >> 2013-14 GAME-BY-GAME

Opp	Date	GS	Min	FG-A	3FG-A	FT-A	Reb.	A	TO	BLK	STL	PTS
ILST	11/8	*	18	4-7	2-4	2-2	2	4	2	0	2	12
UVA	11/12	*	25	3-8	1-2	0-0	2	3	1	0	3	7
WIN	11/16	*	25	4-8	1-4	2-3	1	0	0	1	4	11
FSU	11/21	*	22	3-7	2-3	2-2	1	0	1	0	1	10
LBSU	11/22	*	27	6-13	4-10	3-4	2	1	3	1	2	19
GU	11/24	*	30	2-9	1-4	6-8	2	4	3	0	3	11
NU	11/29	*	29	3-10	1-6	0-0	2	5	0	0	2	7
BEL	12/1	*	32	3-10	1-5	1-2	2	0	2	0	2	8
EKU	12/5	*	29	4-10	4-8	0-0	3	2	1	0	0	12
ODU	12/8	*	22	2-8	1-4	1-2	1	0	0	0	2	6
UNI	12/14	*	23	1-6	0-3	0-0	1	1	0	0	0	2
WOF	12/17	*	23	2-10	1-6	4-4	2	1	1	0	4	9
VT	12/21	*	26	1-6	0-4	3-4	2	1	0	0	2	5
BC	12/28	*	28	5-10	3-6	0-0	5	1	1	0	1	13
SBU	1/3	*	29	4-8	2-4	1-1	1	2	0	3	1	11
GMU	1/9	*	32	3-9	2-5	0-0	0	1	0	0	0	8
GW	1/14	*	32	7-12	3-6	0-0	3	3	1	0	3	17
DUQ	1/18	*	25	4-9	3-8	0-1	5	2	4	0	1	11
DAY	1/22	*	29	3-8	1-4	0-0	2	2	1	0	0	7
LAS	1/25	*	34	3-8	2-4	1-1	2	4	1	0	0	9
FOR	1/29	*	25	3-8	2-5	1-1	1	0	3	0	0	9
RIC	2/1	*	25	4-7	1-4	1-1	0	3	0	0	0	10
URI	2/6	*	24	1-4	1-2	0-0	2	2	1	3	0	3

### >> 2013-14 GAME-BY-GAME

Opp	Date	GS	Min	FG-A	3FG-A	FT-A	Reb.	A	TO	BLK	STL	PTS
ILST	11/8		1	0-0	0-0	0-2	0	0	0	0	0	0
UVA	11/12			DID NOT PLAY								
WIN	11/16		1	0-0	0-0	0-0	0	0	0	0	0	0
FSU	11/21			DID NOT PLAY								
LBSU	11/22			DID NOT PLAY								
GU	11/24			DID NOT PLAY								
NU	11/29			DID NOT PLAY								
BEL	12/1			DID NOT PLAY								
EKU	12/5			DID NOT PLAY								
ODU	12/8		1	0-0	0-0	0-0	1	0	0	0	0	0
UNI	12/14			DID NOT PLAY								
WOF	12/17		1	0-2	0-0	0-0	0	0	0	0	0	0
VT	12/21		1	0-1	0-0	0-0	0	0	0	0	0	0
BC	12/28		1	0-0	0-0	0-0	0	0	0	0	0	0
SBU	1/3		1	0-0	0-0	0-0	0	0	0	0	0	0
GMU	1/9			DID NOT PLAY								
GW	1/14			DID NOT PLAY								
DUQ	1/18		1	0-0	0-0	1-2	0	1	0	0	0	1
DAY	1/22		0+	0-0	0-0	0-0	0	0	0	0	0	0
LAS	1/25			DID NOT PLAY								
FOR	1/29		2	0-1	0-0	0-0	0	0	0	0	0	0
RIC	2/1		1	0-0	0-0	0-0	0	0	1	0	0	0
URI	2/6		1	0-0	0-0	0-0	0	0	0	0	0	0

### >> BURSTON'S CAREER HIGHS

MINUTES			FREE THROWS		
Season	2	vs. Fordham, 1/29/14	Season	1	vs. Duquesne, 1/18/14
Career	2	vs. Fordham, 1/29/14	Career	1	vs. Duquesne, 1/18/14
POINTS			ASSISTS		
Season	1	vs. Duquesne, 1/18/14	Season	1	vs. Duquesne, 1/18/14
Career	1	vs. Duquesne, 1/18/14	Career	1	vs. Duquesne, 1/18/14
REBOUNDS			STEALS		
Season	1	3x, last time vs. Old Dominion, 12/8/13	Season	-	
Career	1	3x, last time vs. Old Dominion, 12/8/13	Career	-	
FIELD GOALS			BLOCKS		
Season	-		Season	-	
Career	-		Career	-	
3-POINT FIELD GOALS			MISCELLANEOUS		
Season	-		Career in Double Figures		0
Career	-		2013-14 in Double Figures		0

### >> BURSTON'S CAREER STATISTICS

Season	GP	GS	Min/Avg	FG-FGA	Pct	3pt-Att	Pct	FT-FTA	Pct	Off	Def	Reb	Avg	PF	FO	A	TO	Blk	S	TP	Avg
2013/14	12	0	12/1.0	0-4	.000	0-0	.000	1-4	.250	0	1	1	0.1	2	0	1	1	0	0	1	0.1
TOTAL	12	0	12/1.0	0-4	.000	0-0	.000	1-4	.250	0	1	1	0.1	2	0	1	1	0	0	1	0.1



# #15 JUVONTE REDDIC

## SENIOR - FORWARD

Winston-Salem, N.C. - Quality Education Academy

### >> REDDIC'S CAREER HIGHS

MINUTES		FREE THROWS	
Season	39 at La Salle, 1/25/14	Season	6 at Dayton, 1/14/14
Career	39 at La Salle, 1/25/14	Career	7 vs. James Madison, 1/12/11
POINTS		ASSISTS	
Season	27 at La Salle, 1/25/14	Season	3 at George Washington, 1/14/14
Career	28 vs. William & Mary, 1/19/12	Career	4 vs. Towson, 2/8/12
REBOUNDS		STEALS	
Season	15 at La Salle, 1/25/14	Season	4 vs. Winthrop, 11/16/13
Career	17 vs. Saint Joseph's, 1/17/13	Career	6 vs. William & Mary, 1/19/12
FIELD GOALS		BLOCKS	
Season	12 vs. Old Dominion, 12/8/13	Season	4 vs. Richmond, 2/1/14
Career	12 vs. Old Dominion, 12/8/13	Career	4 3x, last time vs. Richmond, 2/1/14
3-POINT FIELD GOALS		MISCELLANEOUS	
Season	2 vs. Winthrop, 11/16/13	Career in Double Figures	60
Career	2 vs. Winthrop, 11/16/13	Career Double-Doubles	27

### >> REDDIC'S CAREER STATISTICS

Season	GP	GS	Min/Avg	FG-FGA	Pct	3pt-Att	Pct	FT-FTA	Pct	Off	Def	Reb	Avg	PF	FO	A	TO	Blk	S	TP	Avg
2010-11	36	12	402/11.2	50-108	.463	0-0	.000	26-40	.650	33	37	70	1.9	63	0	10	32	7	16	126	3.5
2011-12	36	35	981/27.3	149-290	.514	0-3	.000	74-116	.638	105	135	240	6.7	94	3	19	59	44	47	372	10.3
2012-13	36	36	1004/27.9	210-369	.569	1-6	.167	106-150	.707	122	169	291	8.1	83	0	23	59	31	50	527	14.6
2013-14	23	23	619/26.9	112-211	.531	3-9	.333	55-103	.534	82	111	193	8.4	52	1	17	33	25	33	282	12.3
<b>TOTALS</b>	<b>131</b>	<b>106</b>	<b>3006/22.9</b>	<b>521-978</b>	<b>.533</b>	<b>4-18</b>	<b>.222</b>	<b>261-409</b>	<b>.638</b>	<b>342</b>	<b>452</b>	<b>794</b>	<b>6.1</b>	<b>292</b>	<b>4</b>	<b>69</b>	<b>183</b>	<b>107</b>	<b>146</b>	<b>1307</b>	<b>10.0</b>

### >> 2013-14 GAME-BY-GAME

Opp	Date	GS	Min	FG-A	3FG-A	FT-A	Reb.	A	TO	BLK	STL	PTS
ILST	11/8	*	18	6-8	0-0	1-5	8	2	0	0	0	13
UVA	11/12	*	22	4-6	1-1	0-0	5	1	1	0	1	9
WIN	11/16	*	28	3-4	2-2	3-10	4	2	3	0	4	11
FSU	11/21	*	15	2-6	0-1	4-5	2	0	0	0	1	8
LBSU	11/22	*	31	8-14	0-0	1-1	10	2	2	2	0	17
GU	11/24	*	26	2-9	0-2	3-4	2	0	2	1	2	7
NU	11/29	*	25	7-12	0-1	3-10	10	0	0	1	0	17
BEL	12/1	*	29	7-13	0-0	4-4	11	1	0	1	3	18
EKU	12/5	*	36	3-4	0-1	1-2	11	0	3	0	0	7
ODU	12/8	*	30	12-16	0-0	0-3	12	0	2	4	2	24
UNI	12/14	*	28	2-5	0-0	1-1	6	0	3	1	3	5
WOF	12/17	*	20	2-3	0-0	0-1	5	0	1	2	1	4
VT	12/21	*	25	5-10	0-0	0-2	11	1	1	1	3	10
BC	12/28	*	28	6-7	0-0	2-4	8	1	1	0	1	14
SBU	1/3	*	32	5-8	0-1	1-2	4	0	3	1	2	11
GMU	1/9	*	30	2-8	0-0	5-10	14	1	1	1	3	9
GW	1/14	*	34	3-9	0-0	3-5	7	3	1	1	1	9
DUQ	1/18	*	24	3-9	0-0	3-6	10	0	1	0	2	9
DAY	1/22	*	28	6-10	0-0	6-7	7	2	2	2	1	18
LAS	1/25	*	39	11-19	0-0	5-10	15	0	2	1	0	27
FOR	1/29	*	24	3-8	0-0	4-4	10	1	1	2	1	10
RIC	2/1	*	25	5-12	0-0	1-1	10	0	1	4	1	11
URI	2/6	*	22	5-11	0-0	4-6	11	0	2	0	1	14



# #21 TREVEON GRAHAM

## JUNIOR - GUARD

Temple Hills, Md. - St. Mary's Ryken

### >> GRAHAM'S CAREER HIGHS

MINUTES		FREE THROWS	
Season	44 at La Salle, 1/25/14	Season	12 vs. Georgetown, 11/24/13
Career	44 at La Salle, 1/25/14	Career	12 vs. Georgetown, 11/24/13
POINTS		ASSISTS	
Season	34 at La Salle, 1/25/14	Season	5 vs. Old Dominion, 12/8/13
Career	34 at La Salle, 1/25/14	Career	5 3x, last time vs. Old Dominion 12/8/13
REBOUNDS		STEALS	
Season	12 at La Salle, 1/25/14	Season	3 2x, last time vs. Rhode Island, 2/6/14
Career	12 3x, last time at La Salle, 1/25/14	Career	3 5x, last time vs. Rhode Island, 2/6/14
FIELD GOALS		BLOCKS	
Season	11 at La Salle, 1/25/14	Season	1 3x, last time vs. Stony Brook, 1/3/14
Career	11 at La Salle, 1/25/14	Career	2 vs. William & Mary, 1/19/12
3-POINT FIELD GOALS		MISCELLANEOUS	
Season	4 2x, last time vs. Stony Brook, 1/3/14	Career in Double Figures	59
Career	4 4x, last time vs. Stony Brook, 1/3/14	Career Double-Doubles	8

### >> 2013-14 GAME-BY-GAME

Opp	Date	GS	Min	FG-A	3FG-A	FT-A	Reb.	A	TO	BLK	STL	PTS
ILST	11/8	*	25	5-11	1-5	3-4	6	3	2	0	0	14
UVA	11/12	*	32	8-15	2-5	4-7	3	1	2	0	2	22
WIN	11/16	*	27	4-9	0-3	5-6	10	2	1	0	0	13
FSU	11/21	*	19	4-13	1-5	5-6	2	0	2	0	1	14
LBSU	11/22	*	34	5-13	2-8	0-0	8	0	0	0	2	12
GU	11/24	*	29	2-10	1-4	12-14	9	0	3	1	1	17
NU	11/29		31	9-12	4-4	2-2	8	2	4	0	1	24
BEL	12/1		30	5-8	1-3	5-5	9	3	3	0	1	16
EKU	12/5	*	36	6-12	2-5	1-3	9	3	1	0	1	15
ODU	12/8	*	28	4-8	3-5	2-2	4	5	3	0	1	13
UNI	12/14	*	31	6-15	3-7	3-4	7	1	0	0	2	18
WOF	12/17	*	24	4-11	1-5	9-12	3	0	1	0	0	18
VT	12/21	*	23	3-9	1-2	0-0	7	4	0	1	1	7
BC	12/28	*	27	6-12	1-6	0-1	6	2	3	0	1	13
SBU	1/3	*	28	6-12	4-8	4-6	7	3	3	1	0	20
GMU	1/9	*	32	4-13	0-3	7-9	10	2	0	0	0	15
GW	1/14	*	31	5-15	1-6	1-5	5	1	5	0	3	12
DUQ	1/18	*	26	4-8	1-4	1-1	7	1	2	0	0	10
DAY	1/22	*	28	6-17	1-7	1-2	6	3	2	1	0	14
LAS	1/25	*	44	11-21	2-6	10-16	12	2	4	0	0	34
FOR	1/29	*	15	3-6	1-3	2-4	2	1	0	0	0	9
RIC	2/1	*	26	2-6	1-3	8-10	8	1	2	0	1	13
URI	2/6	*	22	4-13	2-4	0-2	6	2	1	0	3	10

### >> GRAHAM'S CAREER STATISTICS

Season	GP	GS	Min/Avg	FG-FGA	Pct	3pt-Att	Pct	FT-FTA	Pct	Off	Def	Reb	Avg	PF	FO	A	TO	Blk	S	TP	Avg
2011-12	36	0	604/16.8	75-193	.389	26-83	.313	76-120	.633	52	64	116	2.8	68	0	20	34	9	27	252	7.0
2012-13	36	36	996/27.7	186-413	.450	52-142	.366	120-164	.732	99	110	209	5.8	81	0	56	56	5	32	544	15.1
2013-14	23	21	648/28.2	116-269	.431	36-111	.324	85-121	.702	48	106	154	6.7	54	2	42	44	4	21	353	15.3
<b>TOTALS</b>	<b>95</b>	<b>57</b>	<b>2248/23.7</b>	<b>377-875</b>	<b>.431</b>	<b>114-336</b>	<b>.339</b>	<b>281-405</b>	<b>.694</b>	<b>199</b>	<b>280</b>	<b>479</b>	<b>5.0</b>	<b>203</b>	<b>2</b>	<b>118</b>	<b>134</b>	<b>18</b>	<b>80</b>	<b>1149</b>	<b>12.1</b>





# #20 JORDAN BURGESS

R-FRESHMAN- GUARD

Midlothian, Va.- Benedictine

## >> BURGESS' CAREER HIGHS

MINUTES			FREE THROWS		
Season	29	at La Salle, 1/25/14	Season	4	vs. Rhode Island, 2/6/14
Career	29	at La Salle, 1/25/14	Career	4	vs. Rhode Island, 2/6/14
POINTS			ASSISTS		
Season	18	vs. Northern Iowa, 12/14/13	Season	3	2x, last time vs. Fordham, 1/29/14
Career	18	vs. Northern Iowa, 12/14/13	Career	3	2x, last time vs. Fordham, 1/29/14
REBOUNDS			STEALS		
Season	7	vs. Fordham, 1/29/14	Season	3	vs. Illinois State, 11/8/13
Career	7	vs. Fordham, 1/29/14	Career	3	vs. Illinois State, 11/8/13
FIELD GOALS			BLOCKS		
Season	7	vs. Northern Iowa, 12/14/13	Season	1	4x, last time vs. Richmond 2/1/14
Career	7	vs. Northern Iowa, 12/14/13	Career	1	4x, last time vs. Richmond 2/1/14
3-POINT FIELD GOALS			MISCELLANEOUS		
Season	4	vs. Northern Iowa, 12/14/13	Career in Double Figures		2
Career	4	vs. Northern Iowa, 12/14/13	2013-14 in Double Figures		2

## >> BURGESS' CAREER STATISTICS

Season	GP	GS	Min/Avg	FG-FGA	Pct	3pt-Att	Pct	FT-FTA	Pct	Off	Def	Reb	Avg	PF	FO	A	TO	Blk	S	TP	Avg
2013/14	19	13	399/21.0	35-105	.333	17-43	.395	27-36	.750	14	39	53	2.8	42	0	21	29	4	17	114	6.0
<b>TOTAL</b>	<b>19</b>	<b>13</b>	<b>399/21.0</b>	<b>35-105</b>	<b>.333</b>	<b>17-43</b>	<b>.395</b>	<b>27-36</b>	<b>.750</b>	<b>14</b>	<b>39</b>	<b>53</b>	<b>2.8</b>	<b>42</b>	<b>0</b>	<b>21</b>	<b>29</b>	<b>4</b>	<b>17</b>	<b>114</b>	<b>6.0</b>

## >> 2013-14 GAME-BY-GAME

Opp	Date	GS	Min	FG-A	3FG-A	FT-A	Reb.	A	TO	BLK	STL	PTS
ILST	11/8		19	2-5	0-1	3-3	4	3	1	0	3	7
UVA	11/12		17	2-5	1-3	0-0	1	0	2	0	0	5
WIN	11/16		15	0-6	0-1	2-2	2	1	2	0	1	2
FSU	11/21		24	2-11	0-4	2-4	1	1	2	1	1	6
LBSU	11/22											
GU	11/24											
NU	11/29											
BEL	12/1											
EKU	12/5		10	1-2	1-2	1-3	1	1	1	0	0	4
ODU	12/8		16	1-6	1-2	0-0	2	1	1	0	0	3
UNI	12/14	*	27	7-13	4-6	0-0	4	1	2	0	0	18
WOF	12/17	*	23	2-6	0-1	2-2	2	0	1	0	0	6
VT	12/21	*	15	1-4	1-1	1-2	2	0	1	0	2	4
BC	12/28	*	20	1-5	0-2	2-2	0	0	3	0	2	4
SBU	1/3	*	21	1-2	1-1	3-4	2	0	1	0	1	6
GMU	1/9	*	22	2-6	0-0	2-2	4	1	2	1	2	6
GW	1/14	*	21	2-7	1-4	2-4	4	1	2	0	1	7
DUQ	1/18	*	24	2-4	0-1	0-0	4	2	3	1	0	4
DAY	1/22	*	26	2-3	2-3	0-0	3	2	0	0	1	6
LAS	1/25	*	29	2-6	2-4	0-0	4	2	2	0	0	6
FOR	1/29	*	26	2-6	2-4	3-4	7	3	1	0	2	9
RIC	2/1	*	23	0-2	0-1	0-0	5	1	0	1	0	0
URI	2/6	*	20	3-6	1-2	4-4	1	1	2	0	1	11



# #23 JARRED GUEST

JUNIOR - FORWARD

Columbia, S.C. - Charis Prep

## >> GUEST'S CAREER HIGHS

MINUTES			FREE THROWS		
Season	16	2x, last time vs. Florida State, 11/21/13	Season	2	vs. Winthrop, 11/16/13
Career	19	at Towson, 1/25/12	Career	6	at Hofstra, 1/2/12
POINTS			ASSISTS		
Season	7	2x, last time vs. Wofford, 12/17/13	Season	1	2x, last time vs. Dayton, 1/22/14
Career	17	vs. Stetson, 11/28/12	Career	2	vs. Fordham 2/2/13
REBOUNDS			STEALS		
Season	8	vs. Winthrop, 11/16/13	Season	2	3x, vs. Virginia Tech, 12/21/13
Career	10	vs. Stetson, 11/28/12	Career	2	6x last time vs. Virginia Tech, 12/21/13
FIELD GOALS			BLOCKS		
Season	3	vs. Florida State, 11/21/13	Season	1	5x, last time at La Salle, 1/25/14
Career	6	vs. Stetson, 11/28/12	Career	2	vs. Towson, 2/8/12
3-POINT FIELD GOALS			MISCELLANEOUS		
Season	1	2x, last time vs. Wofford, 12/17/13	Career in Double Figures		1
Career	1	2x, last time vs. Wofford, 12/17/13	Career Double-Doubles		1

## >> GUEST'S CAREER STATISTICS

Season	GP	GS	Min/Avg	FG-FGA	Pct	3pt-Att	Pct	FT-FTA	Pct	Off	Def	Reb	Avg	PF	FO	A	TO	Blk	S	TP	Avg
2011-12	20	0	81/4.1	6-17	.353	0-2	.000	6-6	1.000	3	8	11	0.6	13	0	1	5	3	3	18	0.9
2012-13	35	0	366/10.5	33-70	.471	0-3	.000	9-19	.474	45	43	88	2.5	79	0	8	22	9	17	75	2.1
2013-14	23	0	212/9.2	15-46	.326	2-4	.500	2-5	.400	29	22	51	2.2	30	0	3	14	5	9	34	1.5
<b>TOTAL</b>	<b>78</b>	<b>0</b>	<b>659/8.4</b>	<b>54-133</b>	<b>.406</b>	<b>2-9</b>	<b>.222</b>	<b>17-30</b>	<b>.567</b>	<b>77</b>	<b>73</b>	<b>150</b>	<b>1.9</b>	<b>122</b>	<b>0</b>	<b>12</b>	<b>41</b>	<b>17</b>	<b>29</b>	<b>127</b>	<b>1.6</b>

## >> 2013-14 GAME-BY-GAME

Opp	Date	GS	Min	FG-A	3FG-A	FT-A	Reb.	A	TO	BLK	STL	PTS
ILST	11/8		16	2-5	1-1	0-0	7	0	2	0	0	7
UVA	11/12		10	0-2	0-0	0-0	2	0	1	1	1	0
WIN	11/16		13	0-4	0-0	2-2	8	1	0	0	0	2
FSU	11/21		16	3-5	0-0	0-0	2	0	1	0	0	6
LBSU	11/22		10	0-0	0-0	0-0	2	0	0	0	0	0
GU	11/24		11	0-1	0-0	0-0	1	0	2	1	0	0
NU	11/29		5	1-1	0-0	0-0	2	0	0	0	0	2
BEL	12/1		5	0-2	0-0	0-0	1	0	2	0	0	0
EKU	12/5		9	0-0	0-0	0-0	1	0	1	0	1	0
ODU	12/8		11	1-7	0-0	0-0	5	0	1	0	2	2
UNI	12/14		2	0-0	0-0	0-0	0	0	0	0	0	0
WOF	12/17		14	3-4	1-1	0-0	2	0	0	0	0	7
VT	12/21		12	0-1	0-0	0-0	0	0	0	1	2	0
BC	12/28		9	0-0	0-0	0-0	1	0	1	1	0	0
SBU	1/3		3	0-0	0-0	0-0	0	0	1	0	0	0
GMU	1/9		5	1-2	0-0	0-0	1	0	0	0	0	2
GW	1/14		2	0-1	0-1	0-0	0	0	0	0	0	0
DUQ	1/18		8	2-4	0-0	0-1	2	0	0	0	0	4
DAY	1/22		10	0-0	0-0	0-0	2	1	1	0	0	0
LAS	1/25		5	0-1	0-0	0-0	1	0	1	1	0	0
FOR	1/29		13	0-0	0-0	0-0	4	0	0	0	0	0
RIC	2/1		8	1-1	0-0	0-1	2	1	0	0	0	2
URI	2/6		15	1-5	0-1	0-1	5	0	0	0	1	2



# #32 MELVIN JOHNSON

## SOPHOMORE- GUARD

Bronx, N.Y./St. Benedict's Prep (NJ)

### >> JOHNSON'S CAREER HIGHS

MINUTES			FREE THROWS		
Season	31	vs. Eastern Kentucky, 12/5/13	Season	5	vs. Georgetown, 11/24/13
Career	31	vs. Eastern Kentucky, 12/5/13	Career	5	vs. Georgetown, 11/24/13
POINTS			ASSISTS		
Season	27	vs. Virginia Tech, 12/21/13	Season	3	2x, last vs. Old Dominion, 12/8/13
Career	27	vs. Virginia Tech, 12/21/13	Career	5	vs. Western Ky 12/18/12
REBOUNDS			STEALS		
Season	5	2x, last time vs. Fordham, 1/29/14	Season	2	4x, last time vs. Rhode Island, 2/6/14
Career	9	at ETSU, 1/2/13	Career	3	vs. Fairleigh Dickinson 12/29/12
FIELD GOALS			BLOCKS		
Season	8	vs. Virginia Tech, 12/21/13	Season	1	vs. Florida State, 11/21/13
Career	8	2x, last time vs. Virginia Tech, 12/21/13	Career	1	vs. Florida State, 11/21/13
3-POINT FIELD GOALS			MISCELLANEOUS		
Season	8	vs. Virginia Tech, 12/21/13	Career in Double Figures		24
Career	8	vs. Virginia Tech, 12/21/13	2013-14 in Double Figures		12

### >> JOHNSON'S CAREER STATISTICS

Season	GP	GS	Min/Avg	FG-FGA	Pct	3pt-Att	Pct	FT-FTA	Pct	Off	Def	Reb	Avg	PF	FO	A	TO	Blk	S	TP	Avg
2012-13	35	0	606/17.3	97-234	.415	23-81	.284	25-32	.781	26	27	53	1.5	47	0	35	34	0	29	242	6.9
2013-14	23	2	512/22.3	83-209	.397	44-111	.396	23-30	.767	11	38	49	2.1	38	0	24	31	1	19	233	10.1
<b>TOTAL</b>	<b>58</b>	<b>2</b>	<b>1118/19.3</b>	<b>180-443</b>	<b>.406</b>	<b>67-192</b>	<b>.349</b>	<b>48-62</b>	<b>.774</b>	<b>37</b>	<b>65</b>	<b>102</b>	<b>1.8</b>	<b>85</b>	<b>0</b>	<b>59</b>	<b>65</b>	<b>1</b>	<b>48</b>	<b>475</b>	<b>8.2</b>

### >> 2013-14 GAME-BY-GAME

Opp	Date	GS	Min	FG-A	3FG-A	FT-A	Reb.	A	TO	BLK	STL	PTS
ILST	11/8		17	4-7	3-5	0-0	4	2	1	0	1	11
UVA	11/12		13	2-6	0-1	0-0	2	0	2	0	0	4
WIN	11/16		18	3-6	2-3	0-0	2	1	1	0	0	8
FSU	11/21		19	4-12	1-4	0-0	1	3	2	1	2	9
LBSU	11/22		26	3-11	1-7	0-0	1	2	3	0	1	7
GU	11/24		27	4-9	3-6	5-7	2	1	1	0	0	16
NU	11/29	*	27	6-13	1-6	0-0	2	0	2	0	1	13
BEL	12/1	*	27	6-10	4-7	0-0	2	1	4	0	1	16
EKU	12/5		31	4-12	3-9	1-2	1	2	1	0	2	12
ODU	12/8		20	1-4	0-0	4-4	3	3	1	0	0	6
UNI	12/14		20	2-5	0-2	0-0	2	1	2	0	0	4
WOF	12/17		23	1-5	1-3	0-0	5	2	0	0	1	3
VT	12/21		19	8-13	8-11	3-4	1	0	0	0	2	27
BC	12/28		20	5-12	1-4	1-1	1	0	0	0	1	12
SBU	1/3		22	4-6	2-4	2-2	1	0	0	0	1	12
GMU	1/9		19	3-9	1-3	0-0	2	1	2	0	1	7
GW	1/14		25	4-14	2-7	1-2	3	0	1	0	0	11
DUQ	1/18		21	4-11	4-8	0-0	3	0	1	0	1	12
DAY	1/22		21	3-6	2-3	0-0	1	2	0	0	1	8
LAS	1/25		29	2-8	1-5	2-2	1	1	1	0	0	7
FOR	1/29		24	5-13	2-6	1-2	5	0	2	0	1	13
RIC	2/1		23	5-12	2-6	2-2	2	1	2	0	0	14
URI	2/6		21	0-5	0-1	1-2	2	1	2	0	2	1



# #40 EMERSON BURK

## FRESHMAN- FORWARD

Chesapeake, Va./Great Bridge

### >> BURK'S CAREER HIGHS

MINUTES			FREE THROWS		
Season	1	4x, last time vs. Fordham, 1/29/14	Season	-	
Career	1	4x, last time vs. Fordham, 1/29/14	Career	-	
POINTS			ASSISTS		
Season	-		Season	-	
Career	-		Career	-	
REBOUNDS			STEALS		
Season	2	vs. Stony Brook, 1/3/14	Season	-	
Career	2	vs. Stony Brook, 1/3/14	Career	-	
FIELD GOALS			BLOCKS		
Season	-		Season	1	vs. Winthrop, 11/16/13
Career	-		Career	1	vs. Winthrop, 11/16/13
3-POINT FIELD GOALS			MISCELLANEOUS		
Season	-		Career in Double Figures		0
Career	-		2013-14 in Double Figures		0

### >> 2013-14 GAME-BY-GAME

Opp	Date	GS	Min	FG-A	3FG-A	FT-A	Reb.	A	TO	BLK	STL	PTS
ILST	11/8	1	0-0	0-0	0-0	0	0	0	0	0	0	0
UVA	11/12											
WIN	11/16	1	0-0	0-0	0-0	0	0	0	1	0	0	0
FSU	11/21											
LBSU	11/22											
GU	11/24											
NU	11/29											
BEL	12/1											
EKU	12/5											
ODU	12/8	0+	0-0	0-0	0-0	0	0	0	0	0	0	0
UNI	12/14											
WOF	12/17											
VT	12/21	1	0-0	0-0	0-0	0	0	0	0	0	0	0
BC	12/28											
SBU	1/3	0+	0-0	0-0	0-0	2	0	0	0	0	0	0
GMU	1/9											
GW	1/14											
DUQ	1/18	0+	0-0	0-0	0-0	0	0	0	0	0	0	0
DAY	1/22	0+	0-0	0-0	0-0	0	0	0	0	0	0	0
LAS	1/25											
FOR	1/29	1	0-0	0-0	0-0	0	0	0	0	0	0	0
RIC	2/1	0+	0-0	0-0	0-0	0	0	0	0	0	0	0
URI	2/6											

### >> BURK'S CAREER STATISTICS

Season	GP	GS	Min/Avg	FG-FGA	Pct	3pt-Att	Pct	FT-FTA	Pct	Off	Def	Reb	Avg	PF	FO	A	TO	Blk	S	TP	Avg
2013-14	9	0	4/0.4	0-0	.000	0-0	.000	0-0	.000	1	1	2	0.2	0	0	0	0	1	0	0	0.0
<b>TOTAL</b>	<b>9</b>	<b>0</b>	<b>4/0.4</b>	<b>0-0</b>	<b>.000</b>	<b>0-0</b>	<b>.000</b>	<b>0-0</b>	<b>.000</b>	<b>1</b>	<b>1</b>	<b>2</b>	<b>0.2</b>	<b>0</b>	<b>0</b>	<b>0</b>	<b>0</b>	<b>1</b>	<b>0</b>	<b>0</b>	<b>0.0</b>



# #BoxScores

## NOV. 8 >> RICHMOND, VA - FINAL

	1st	2nd	Final
<b>Illinois State</b>	22	36	<b>58</b>
<b>#14 VCU</b>	52	44	<b>96</b>

### Illinois State 58 // 0-1

Player	FG	3FG	FT	R	TP	A	MIN
Knight*	2-10	1-4	4-7	3	9	1	20
Hunter*	1-4	0-0	1-2	0	3	2	17
Jones*	1-3	0-0	1-2	7	3	0	23
Lofton*	3-11	1-6	5-6	2	12	0	22
Middlebrooks*	3-5	0-1	0-0	3	6	1	14
Keane	1-3	0-0	1-2	0	3	2	19
Lee	3-11	1-6	2-2	3	9	2	26
Samuel	4-6	1-3	0-0	5	9	0	15
Wills	0-5	0-1	0-0	1	0	1	10
Zeisloft	0-2	0-0	0-0	7	0	0	19
Lynch	2-3	0-0	0-0	0	4	0	15
TEAM				4			
<b>Totals</b>	<b>20-63</b>	<b>4-23</b>	<b>14-21</b>	<b>35</b>	<b>58</b>	<b>9</b>	<b>200</b>

	1st Half	2nd Half	Game
<b>FG%</b>	6-29 (20.7%)	14-34 (41.2%)	20-63 (31.7%)
<b>3FG%</b>	1-12 (8.3%)	3-11 (27.3%)	4-23 (17.4%)
<b>FT%</b>	9-12 (75.0%)	5-9 (55.6%)	14-21 (66.7%)

### VCU 96 // 1-0

Player	FG	3FG	FT	R	TP	A	MIN
Weber*	4-9	1-2	0-0	5	9	8	25
Shannon*	6-8	0-0	2-5	6	14	1	23
Brandenberg*	4-7	2-4	2-2	2	12	4	18
Reddic*	6-8	0-0	1-5	8	13	2	18
Graham*	5-11	1-5	3-4	6	14	3	25
Lyles	0-0	0-0	0-0	0	0	0	2
Lewis	2-2	0-0	2-3	0	6	2	13
Brooks	1-3	1-2	0-0	1	3	1	10
Allie-Cox	0-0	0-0	2-2	2	2	0	12
Burston	0-0	0-0	0-2	0	0	0	1
Burgess	2-5	0-1	3-3	4	7	3	19
Guest	2-5	1-1	0-0	7	5	0	16
Johnson	4-7	3-5	0-0	4	11	2	17
Burk	0-0	0-0	0-0	0	0	0	1
TEAM				1			
<b>Totals</b>	<b>36-65</b>	<b>9-20</b>	<b>15-26</b>	<b>46</b>	<b>96</b>	<b>26</b>	<b>200</b>

	1st Half	2nd Half	Game
<b>FG%</b>	22-32 (68.6%)	14-33 (42.4%)	36-65 (55.4%)
<b>3FG%</b>	7-11 (63.6%)	2-9 (22.2%)	9-20 (45.0%)
<b>FT%</b>	1-6 (16.7%)	14-20 (70.0%)	15-26 (57.7%)

## NOV. 22 >> SAN JUAN, PUERTO RICO - FINAL

	1st	2nd	Final
<b>LONG BEACH STATE</b>	36	31	<b>67</b>
<b>#10 VCU</b>	35	38	<b>73</b>

### LBSU 67//1-5

Player	FG	3FG	FT	R	TP	A	MIN
Samuels*	3-9	1-3	0-0	9	7	0	29
Jennings*	6-9	0-0	0-2	7	12	1	30
Caffey*	6-15	2-7	1-4	5	15	4	40
Jones*	8-11	3-5	0-0	0	19	0	37
Spencer*	5-10	1-3	3-4	4	14	1	38
Gulley	0-1	0-0	0-0	0	0	0	10
Griggs-Williams	0-0	0-0	0-0	3	0	0	10
LaSalle	0-1	0-1	0-0	0	0	0	6
TEAM				5			
<b>Totals</b>	<b>28-56</b>	<b>7-19</b>	<b>4-10</b>	<b>33</b>	<b>67</b>	<b>6</b>	<b>200</b>

	1st Half	2nd Half	Game
<b>FG%</b>	15-29 (51.7%)	13-27 (48.1%)	28-56 (50.0%)
<b>3FG%</b>	3-9 (33.3%)	4-10 (40.0%)	7-19 (36.8%)
<b>FT%</b>	3-4 (75.0%)	1-6 (16.7%)	4-10 (40.0%)

### VCU 73 // 4-1

Player	FG	3FG	FT	R	TP	A	MIN
Shannon*	0-2	0-0	1-2	2	1	0	12
Reddic*	8-14	0-0	1-1	10	17	2	31
Graham*	5-13	2-8	0-0	8	12	0	34
Weber*	6-7	0-0	3-4	6	15	4	30
Brandenberg*	6-13	4-10	3-4	2	19	1	27
Lewis	0-0	0-0	0-0	0	0	0	11
Brooks	0-1	0-1	0-0	0	0	0	1
Allie-Cox	1-2	0-0	0-0	4	2	1	18
Guest	0-0	0-0	0-0	2	0	0	10
Johnson	3-11	1-7	0-0	1	7	2	26
<b>Totals</b>	<b>29-63</b>	<b>7-26</b>	<b>8-11</b>	<b>35</b>	<b>73</b>	<b>10</b>	<b>200</b>

	1st Half	2nd Half	Game
<b>FG%</b>	14-31 (45.2%)	15-32 (46.9%)	29-63 (46.0%)
<b>3FG%</b>	5-14 (35.7%)	2-12 (16.7%)	7-26 (26.9%)
<b>FT%</b>	2-3 (66.7%)	6-8 (75.0%)	8-11 (72.7%)

## NOV. 12 >> CHARLOTTESVILLE, VA - FINAL

	1st	2nd	Final
<b>#14 VCU</b>	24	35	<b>59</b>
<b>#25 Virginia</b>	26	30	<b>56</b>

### VCU 59 // 2-0

Player	FG	3FG	FT	R	TP	A	MIN
Shannon*	1-3	0-0	1-5	1	3	0	19
Reddic*	4-6	1-1	0-0	5	9	1	22
Weber*	2-6	0-1	0-2	4	4	2	38
Brandenberg*	3-8	1-2	0-0	2	7	3	25
Graham*	8-15	2-5	4-7	3	22	1	32
Lewis	2-5	0-0	1-1	2	5	0	12
Brooks	0-1	0-1	0-0	1	0	0	1
Allie-Cox	0-1	0-0	0-0	1	0	0	11
Burgess	2-5	1-3	0-0	1	5	0	17
Guest	0-2	0-0	0-0	2	0	0	10
Johnson	2-6	0-1	0-0	2	4	0	13
TEAM				4			
<b>Totals</b>	<b>24-58</b>	<b>5-14</b>	<b>6-15</b>	<b>28</b>	<b>59</b>	<b>7</b>	<b>200</b>

	1st Half	2nd Half	Game
<b>FG%</b>	9-27 (33.3%)	15-31 (48.4%)	24-58 (41.4%)
<b>3FG%</b>	1-4 (25.0%)	4-10 (40.0%)	5-14 (35.7%)
<b>FT%</b>	5-8 (62.5%)	1-7 (14.3%)	6-15 (40.0%)

### Virginia 56 // 1-1

Player	FG	3FG	FT	R	TP	A	MIN
Gill*	0-0	0-0	0-0	4	0	0	16
Mitchell*	2-5	0-0	5-7	2	9	2	29
Anderson*	1-6	0-1	1-2	3	3	1	21
Harris*	7-12	1-4	3-6	5	18	2	34
Brodon*	3-8	0-1	4-6	5	10	2	30
Jones	0-1	0-0	1-2	0	1	1	9
Tobey	2-4	0-0	1-2	9	5	0	11
Perrantes	0-4	0-2	2-3	4	2	1	26
Atkins	3-6	0-0	2-5	8	8	0	24
TEAM				1			
<b>Totals</b>	<b>17-49</b>	<b>5-14</b>	<b>12-23</b>	<b>38</b>	<b>51</b>	<b>11</b>	<b>200</b>

	1st Half	2nd Half	Game
<b>FG%</b>	6-19 (31.6%)	12-27 (44.4%)	18-46 (39.1%)
<b>3FG%</b>	1-5 (20.0%)	0-3 (0.0%)	1-8 (12.5%)
<b>FT%</b>	13-19 (68.4%)	6-14 (42.9%)	19-33 (57.6%)

## NOV. 24 >> SAN JUAN, PUERTO RICO - FINAL

	1st	2nd	Final
<b>GEORGETOWN</b>	29	55	<b>84</b>
<b>#10 VCU</b>	30	50	<b>80</b>

### Georgetown 84// 3-2

Player	FG	3FG	FT	R	TP	A	MIN
Lubick*	2-3	0-0	0-0	7	4	1	28
Smith*	4-6	0-0	9-10	4	17	0	27
Smith-Rivera*	8-12	5-6	5-6	3	26	1	37
Starks*	6-13	1-4	10-10	5	23	5	40
Trawick*	0-1	0-0	1-2	2	1	0	17
Cameron	0-1	0-0	3-4	3	3	0	14
Hopkins	1-2	0-0	2-3	3	4	1	8
Bowen	2-3	0-1	0-0	3	4	0	17
Caprio	0-0	0-0	0-0	0	0	0	1
Ayegba	0-0	0-0	2-2	2	2	0	11
TEAM				2			
<b>Totals</b>	<b>23-41</b>	<b>6-11</b>	<b>32-37</b>	<b>34</b>	<b>84</b>	<b>8</b>	<b>200</b>

	1st Half	2nd Half	Game
<b>FG%</b>	12-26 (46.2%)	11-15 (73.3%)	23-41 (56.1%)
<b>3FG%</b>	3-7 (42.9%)	3-4 (75.0%)	6-11 (54.5%)
<b>FT%</b>	2-3 (66.7%)	30-34 (88.2%)	32-37 (86.5%)

### VCU 80// 4-2

Player	FG	3FG	FT	R	TP	A	MIN
Shannon*	1-2	0-0	1-2	4	3	0	15
Reddic*	2-9	0-2	3-4	2	7	0	26
Graham*	2-10	1-4	12-14	9	17	0	29
Weber*	8-12	0-0	6-10	6	22	3	32
Brandenberg*	2-9	1-4	6-8	2	11	4	30
Lyles	0-0	0-0	0-0	0	0	0	1
Lewis	1-2	1-2	0-0	0	3	1	10
Allie-Cox	0-2	0-0	1-2	2	1	0	19
Guest	0-1	0-0	0-0	1	0	0	11
Johnson	4-9	3-6	5-7	2	16	1	27
TEAM				1			
<b>Totals</b>	<b>20-56</b>	<b>6-18</b>	<b>34-47</b>	<b>29</b>	<b>80</b>	<b>9</b>	<b>200</b>

	1st Half	2nd Half	Game
<b>FG%</b>	7-28 (25.0%)	13-28 (46.4%)	20-56 (35.7%)
<b>3FG%</b>	2-6 (33.3%)	4-12 (33.3%)	6-18 (33.3%)
<b>FT%</b>	14-19 (73.7%)	20-28 (71.4%)	34-47 (72.3%)

## NOV. 16 >> RICHMOND, VA

	1st	2nd	Final
<b>Winthrop</b>	41	30	<b>71</b>
<b>#14 VCU</b>	45	47	<b>92</b>

### Winthrop 71 // 2-1

Player	FG	3FG	FT	R	TP	A	MIN
Jerome*	2-2	1-1	4-5	3	9	0	19
Johnson*	4-9	2-3	1-1	1	11	1	16
Smith*	4-10	4-9	3-4	7	15	3	33
Bourne*	3-4	0-0	5-9	2	11	1	28
Brown*	1-3	0-0	2-4	1	4	1	26
Vega	2-3	0-0	2-2	4	6	4	21
Farmer	1-4	1-4	0-0	1	3	1	9
Saick	0-3	0-1	0-0	0	0	0	12
Carter	0-0	0-0	0-0	0	0	0	1
Davenport	2-5	0-0	0-0	1	4	1	11
Prescott	3-3	0-0	0-0	2	6	0	14
Scott	1-2	0-1	0-0	1	2	0	10
TEAM				4			
<b>Totals</b>	<b>23-48</b>	<b>8-19</b>	<b>17-25</b>	<b>27</b>	<b>71</b>	<b>12</b>	<b>200</b>

	1st Half	2nd Half	Game
<b>FG%</b>	15-28 (53.6%)	8-20 (40.0%)	23-48 (47.9%)
<b>3FG%</b>	6-10 (60.0%)	2-9 (22.2%)	8-19 (42.1%)
<b>FT%</b>	5-9 (55.6%)	12-16 (75.0%)	17-25 (68.0%)

### VCU 92 // 3-0

Player	FG	3FG	FT	R	TP	A	MIN
Weber*	3-6	0-0	10-11	2	16	4	25
Shannon*	2-4	0-0	0-0	1	4	0	11
Brandenberg*	4-8	1-4	2-3	1	11	0	25
Reddic*	3-4	2-2	3-10	4	11	2	28
Graham*	4-9	0-3	5-6	10	13	2	27
Lyles	0-1	0-0	0-0	0	0	0	2
Lewis	3-7	0-2	5-7	4	11	2	16
Brooks	0-1	0-1	4-4	2	4	0	4
Allie-Cox	4-4	1-1	1-3	6	10	0	14
Burston	0-0	0-0	0-0	0	0	0	1
Burgess	0-6	0-1	2-2	2	2	1	15
Guest	0-4	0-0	2-2	8	2	1	13
Johnson	3-6	2-3	0-0	2	8	1	18
Burk	0-0	0-0	0-0	0	0	0	1
TEAM				1			
<b>Totals</b>	<b>26-60</b>	<b>6-17</b>	<b>34-48</b>	<b>43</b>	<b>92</b>	<b>13</b>	<b>200</b>

# #BoxScores

## DEC. 5 >> RICHMOND, VA - FINAL

	1st	2nd	OT	Final
<b>Eastern Kentucky</b>	36	30	2	<b>68</b>
<b>VCU</b>	38	28	5	<b>71</b>

### Eastern Kentucky 68 // 6-3

Player	FG	3FG	FT	R	TP	A	MIN
Cosey*	6-20	3-11	2-3	7	17	4	42
Walden*	7-17	1-7	4-4	8	19	3	40
Lewis*	6-6	0-0	3-4	2	15	2	30
Johnson*	2-2	0-0	0-1	5	4	1	30
Stutz*	2-2	0-0	0-0	5	4	4	40
McGloone	0-0	0-0	0-0	0	0	0	7
Williams	1-4	1-3	0-0	1	3	0	16
Knipp	1-3	1-3	0-0	1	3	0	15
Johnson	1-1	1-1	0-0	1	3	0	5
TEAM				1			
<b>Totals</b>	<b>26-55</b>	<b>7-25</b>	<b>9-12</b>	<b>31</b>	<b>68</b>	<b>14</b>	<b>225</b>

	1st Half	2nd Half	Game
<b>FG%</b>	14-25 (56.0%)	11-25 (44.0%)	26-55 (47.3%)
<b>3FG%</b>	4-10 (40.0%)	3-11 (27.3%)	7-25 (28.0%)
<b>FT%</b>	4-4 (100%)	5-7 (71.4%)	9-12 (75.0%)

### VCU 71 // 7-2

Player	FG	3FG	FT	R	TP	A	MIN
Weber*	2-6	0-0	1-3	4	5	6	39
Brandenberg*	4-10	4-8	0-0	3	12	2	29
Allie-Cox*	1-2	0-0	1-2	3	3	1	17
Reddic*	3-4	0-1	1-2	11	7	0	36
Graham*	6-12	2-5	1-3	9	15	3	36
Lewis	4-7	3-6	2-2	1	13	1	18
Burgess	1-2	1-2	1-3	1	4	1	10
Guest	0-0	0-0	0-0	1	0	0	9
Johnson	4-12	3-9	1-2	1	12	2	31
TEAM				0			
<b>Totals</b>	<b>25-55</b>	<b>13-31</b>	<b>8-17</b>	<b>34</b>	<b>71</b>	<b>16</b>	<b>225</b>

	1st Half	2nd Half	Game
<b>FG%</b>	13-25 (52.0%)	11-25 (44.0%)	25-55 (45.5%)
<b>3FG%</b>	9-16 (56.3%)	3-12 (25.0%)	13-31 (41.9%)
<b>FT%</b>	3-7 (42.9%)	3-6 (50.0%)	8-17 (47.1%)

## DEC. 21 >> RICHMOND, VA - FINAL

	1st	2nd	Final
<b>VCU</b>	42	40	<b>82</b>
<b>Virginia Tech</b>	22	30	<b>52</b>

### VCU 82// 10-3

Player	FG	3FG	FT	R	TP	A	MIN
Weber*	4-7	0-0	0-0	4	8	4	24
Brandenberg*	1-6	0-4	3-4	2	5	1	26
Reddic*	5-10	0-0	0-2	11	10	1	25
Burgess*	1-4	1-1	1-2	2	4	0	15
Graham*	3-9	1-2	0-0	7	7	4	23
Lyles	0-1	0-1	0-0	0	0	0	3
Lewis	2-7	0-2	1-1	0	5	6	17
Shannon	2-3	0-0	1-4	0	5	0	13
Brooks	2-5	2-4	0-0	2	6	0	8
Allie-Cox	2-3	0-0	1-3	7	5	1	13
Burston	0-1	0-0	0-0	7	0	0	1
Guest	0-1	0-0	0-0	0	0	0	12
Johnson	8-13	8-11	3-4	1	27	0	19
Burk	0-0	0-0	0-0	0	0	0	1
				2	0	0	
<b>Totals</b>	<b>30-70</b>	<b>12-25</b>	<b>10-20</b>	<b>38</b>	<b>82</b>	<b>17</b>	<b>200</b>

	1st Half	2nd Half	Game
<b>FG%</b>	15-35 (42.9%)	15-35 (42.9%)	30-70 (42.9%)
<b>3FG%</b>	7-13 (53.8%)	5-12 (41.7%)	12-25 (48.0%)
<b>FT%</b>	5-9 (55.6%)	5-11 (45.5^)	10-20 (50.0%)

### Virginia Tech 52 // 7-4

Player	FG	3FG	FT	R	TP	A	MIN
van Zegeren*	2-3	0-0	0-0	5	4	0	19
Wilson*	1-4	0-0	2-4	4	4	3	32
Emelogu*	3-10	1-4	5-6	6	12	1	28
Eddie*	4-10	4-7	0-4	1	12	4	32
Wood*	2-5	2-3	0-0	4	6	0	17
Smith	1-5	1-3	0-0	1	3	0	15
Donlon	0-0	0-0	0-0	0	0	0	1
Beyer	1-3	0-1	0-0	8	2	0	16
Johnston	1-2	1-2	0-0	1	3	0	15
Thompson	1-5	0-0	2-4	8	4	0	18
Barksdale	1-1	0-0	0-0	1	2	0	7
				5	0	0	
<b>Totals</b>	<b>17-48</b>	<b>9-20</b>	<b>9-18</b>	<b>44</b>	<b>52</b>	<b>9</b>	<b>200</b>

	1st Half	2nd Half	Game
<b>FG%</b>	8-24 (33.3%)	9-24 (37.5%)	17-48 (35.4%)
<b>3FG%</b>	4-10 (40.0%)	5-10 (50.0%)	9-20 (45.0%)
<b>FT%</b>	2-4 (50.0%)	7-14 (50.0%)	9-18 (50.0%)

## DEC. 8 >> RICHMOND, VA - FINAL

	1st	2nd	Final
<b>Old Dominion</b>	31	17	<b>48</b>
<b>VCU</b>	34	35	<b>69</b>

### Old Dominion 48// 4-5

Player	FG	3FG	FT	R	TP	A	MIN
Bacote*	4-12	3-5	2-2	3	13	2	29
Palmore*	6-11	0-0	1-3	5	13	3	27
Batten*	4-11	0-3	0-0	4	8	2	35
Taylor*	3-4	0-0	0-0	4	6	0	28
Ross*	4-10	0-0	0-2	9	8	2	34
Baker	0-3	0-2	0-0	1	0	1	20
Shaw	0-0	0-0	0-0	0	0	0	1
Ebondo	0-3	0-0	0-0	6	0	0	18
Mosley	0-2	0-2	0-0	2	0	1	8
TEAM				1			
<b>Totals</b>	<b>21-56</b>	<b>3-12</b>	<b>3-7</b>	<b>35</b>	<b>48</b>	<b>11</b>	<b>200</b>

	1st Half	2nd Half	Game
<b>FG%</b>	15-32 (46.9%)	6-24 (25.0%)	21-56 (37.5%)
<b>3FG%</b>	1-4 (25.0%)	2-8 (25.0%)	3-12 (25.0%)
<b>FT%</b>	0-0 (0%)	3-7 (42.9%)	3-7 (42.9%)

### VCU 69 // 8-2

Player	FG	3FG	FT	R	TP	A	MIN
Weber*	1-6	0-1	0-0	2	2	3	27
Brandenberg*	2-8	1-4	1-2	1	6	0	22
Allie-Cox*	1-3	0-0	0-0	3	2	0	9
Reddic*	12-16	0-0	0-3	12	24	0	38
Graham*	4-8	3-5	2-2	4	13	5	28
Lyles	0-1	0-0	0-0	0	0	0	2
Lewis	3-7	2-4	0-0	4	8	2	16
Shannon	0-3	0-0	0-0	8	0	1	13
Brooks	1-3	0-0	1-2	2	3	0	5
Burston	0-0	0-0	0-0	1	0	0	1
Burgess	1-6	1-2	0-0	2	3	1	16
Guest	1-7	0-0	0-0	5	2	0	11
Johnson	1-4	0-0	4-4	3	6	3	20
Burk	0-0	0-0	0-0	0	0	0	0+
TEAM				3			
<b>Totals</b>	<b>27-72</b>	<b>7-16</b>	<b>8-13</b>	<b>50</b>	<b>69</b>	<b>15</b>	<b>200</b>

	1st Half	2nd Half	Game
<b>FG%</b>	13-35 (37.1%)	14-37 (37.8%)	27-72 (37.5%)
<b>3FG%</b>	5-10 (50.0%)	2-6 (33.3%)	7-16 (43.8%)
<b>FT%</b>	3-5 (60.0%)	5-8 (62.5%)	8-13 (61.5%)

## DEC. 28 >> BROOKLYN, N.Y. - FINAL

	1st	2nd	Final
<b>Boston College</b>	17	33	<b>50</b>
<b>VCU</b>	22	47	<b>69</b>

### Boston College 50// 4-9

Player	FG	3FG	FT	R	TP	A	MIN
Anderson*	6-9	0-0	1-2	7	13	0	25
Dragicevich*	2-4	0-1	0-0	3	4	0	21
Hanlan*	3-10	1-7	10-14	5	17	3	38
Rahon*	1-7	1-4	0-0	3	3	2	31
Hekmann*	0-3	0-1	0-0	2	0	1	17
Owens	2-4	0-2	0-0	3	4	1	21
Odio	3-5	1-2	0-0	4	7	1	24
Magarity	0-0	0-0	2-2	0	2	1	6
Jackson	0-2	0-1	0-0	1	0	1	17
TEAM				8			
<b>Totals</b>	<b>17-44</b>	<b>3-18</b>	<b>13-18</b>	<b>36</b>	<b>50</b>	<b>10</b>	<b>200</b>

	1st Half	2nd Half	Game
<b>FG%</b>	7-20 (35.0%)	10-24 (41.7%)	17-44 (38.6%)
<b>3FG%</b>	0-6 (0.0%)	3-12 (25.0%)	3-18 (16.7%)
<b>FT%</b>	3-4 (75.0%)	10-14 (71.4%)	13-18 (72.2%)

### VCU 69 // 11-3

Player	FG	3FG	FT	R	TP	A	MIN
Reddic*	6-7	0-0	2-4	8	14	1	28
Weber*	1-5	0-1	4-4	5	6	6	26
Brandenberg*	5-10	3-6	0-0	5	13	1	28
Burgess*	1-5	0-2	2-2	0	4	0	20
Graham*	6-12	1-6	0-1	6	13	2	27
Lyles	0-3	0-1	0-0	0	0	0	3
Lewis	1-5	0-3	0-0	0	2	3	16
Shannon	1-3	0-0	0-0	1	2	0	7
Brooks	1-3	1-3	0-0	1	3	0	6
Allie-Cox	0-0	0-0	0-0	1	0	0	9
Burston	0-0	0-0	0-0	0	0	0	1
Guest	0-0	0-0	0-0	1	0	0	9
Johnson	5-12	1-4	1-1	1	12	0	20
TEAM				5			
<b>Totals</b>	<b>27-65</b>	<b>6-26</b>	<b>9-12</b>	<b>34</b>	<b>69</b>	<b>13</b>	<b>200</b>

	1st Half	2nd Half	Game
<b>FG%</b>	8-28 (28.6%)	19-37 (51.4%)	27-65 (41.5%)
<b>3FG%</b>	3-15 (20.0%)	3-11 (27.3%)	6-26 (23.1%)
<b>FT%</b>	3-4 (75.0%)	6-8 (75.0%)	9-12 (75.0%)

## DEC. 14 >> CEDAR FALLS, IOWA - FINAL

	1st	2nd	Final
<b>VCU</b>	20	48	<b>68</b>
<b>Northern Iowa</b>	27	50	<b>77</b>

### VCU 68// 8-3

Player	FG	3FG	FT	R	TP	A	MIN
Weber*	2-11	0-3	4-4	5	8	4	32
Brandenberg*	1-6	0-3	0-0	1	2	1	23
Reddic*	2-5	0-0	1-1	6	5	0	28
Burgess*	7-13	4-6	0-0	4	18	1	27
Graham*	6-15	3-7	3-4	7	18	1	31
Lewis	4-7	3-4	2-2	1	13	1	17
Shannon	0-1	0-0	0-0	0	0	0	14
Allie-Cox	0-2	0-0	1-1	4	0	0	6
Guest	0-0	0-0	0-0	0	0	0	2
Johnson	2-5	0-2	0-0	2	4	1	20
TEAM				2			
<b>Totals</b>	<b>24-65</b>	<b>10-25</b>	<b>10-12</b>	<b>32</b>	<b>68</b>	<b>9</b>	<b>200</b>

	1st Half	2nd Half	Game
<b>FG%</b>	8-30 (26.7%)	16-35 (45.7%)	24-65 (36.9%)
<b>3FG%</b>	2-10 (20.0%)	8-15 (53.3%)	10-25 (40.0%)
<b>FT%</b>	2-4 (50.0%)	8-8 (100%)	10-12 (83.3%)

### Northern Iowa 77 // 5-5

Player	FG	3FG	FT	R	TP	A	MIN
Mitchell*	3-10	0-2	5-8	7	11	1	31
Rank*	1-3	0-2	0-0	3	2	0	12
Bohannon*	2-8	1-7	2-2	4	7	2	26
Tuttle*	3-6	0-1	3-5	2	9	3	28
Washpun*	2-3	0-0	5-7	5	9	3	33
Singleton	3-3	0-0	3-3	6	9	0	16
Buss	7-8	2-3	0-1	7	16	0	23
Morgan	5-7	3-3	0-0	1	13	2	23
Morrison	0-0	0-0	0-0	1	0	0	3
Martino	0-1	0-1	1-2	1	1	0	5
TEAM				4			
<b>Totals</b>	<b>26-49</b>	<b>6-19</b>	<b>19-28</b>	<b>41</b>	<b>77</b>	<b>11</b>	<b>200</b>



JAN. 14 >> WASHINGTON, D.C. - FINAL

	1st	2nd	Final
<b>VCU</b>	29	37	<b>66</b>
<b>George Washington</b>	36	40	<b>76</b>

VCU 66 // 13-4

Player	FG	3FG	FT	R	TP	A	MIN
Reddic*	3-9	0-0	3-5	7	9	3	34
Weber*	3-8	2-3	0-0	3	8	3	32
Brandenberg*	7-12	3-6	0-0	3	17	3	32
Burgess*	2-7	1-4	2-4	4	7	1	21
Graham*	5-15	1-6	1-5	5	12	1	31
Lyles	0-0	0-0	0-0	0	0	0	1
Lewis	1-2	0-1	0-0	0	2	2	7
Shannon	0-0	0-0	0-0	0	0	0	8
Allie-Cox	0-0	0-0	0-0	0	0	0	7
Guest	0-1	0-1	0-0	0	0	0	2
Johnson	4-14	2-7	1-2	3	11	0	25
TEAM	4						
<b>Totals</b>	<b>25-68</b>	<b>9-28</b>	<b>7-16</b>	<b>29</b>	<b>66</b>	<b>13</b>	<b>200</b>

	1st Half	2nd Half	Game
<b>FG%</b>	11-30 (36.7%)	14-38 (36.8%)	25-68 (36.8%)
<b>3FG%</b>	6-12 (50.0%)	3-16 (18.8%)	9-28 (32.1%)
<b>FT%</b>	1-6 (16.7%)	6-10 (60.0%)	7-16 (43.8%)

George Washington 76 // 14-3

Player	FG	3FG	FT	R	TP	A	MIN
Larsen*	9-11	0-0	4-5	7	22	1	34
Armwood*	4-6	0-0	3-4	14	11	1	27
Creek*	1-5	0-3	2-3	3	4	1	27
Savage*	2-6	0-1	0-4	5	4	2	28
McDonald*	1-3	0-2	1-4	5	3	6	31
Cartagena	0-0	0-0	0-0	0	0	0	4
Griffin	0-0	0-0	0-0	0	0	0	+8
Garino	8-14	2-3	7-8	7	25	2	28
Milicic	1-2	0-1	0-0	1	2	0	8
Kopriva	1-1	0-0	3-4	1	5	1	13
TEAM	2						
<b>Totals</b>	<b>27-48</b>	<b>2-10</b>	<b>20-32</b>	<b>45</b>	<b>76</b>	<b>14</b>	<b>200</b>

	1st Half	2nd Half	Game
<b>FG%</b>	13-23 (56.5%)	14-25 (56.0%)	27-48 (56.3%)
<b>3FG%</b>	1-5 (20.0%)	1-5 (20.0%)	2-10 (20.0%)
<b>FT%</b>	9-14 (64.3%)	11-18 (61.1%)	20-32 (62.5%)

JAN. 29 >> RICHMOND, VA - FINAL

	1st	2nd	Final
<b>Fordham</b>	23	37	<b>60</b>
<b>VCU</b>	40	36	<b>76</b>

FORDHAM 60// 8-12, 1-6 A10

Player	FG	3FG	FT	R	TP	A	MIN
Frazier*	2-10	0-6	0-2	7	4	2	38
Thomas*	9-16	5-10	2-4	5	25	2	37
Whitehead*	3-5	0-0	2-5	4	8	3	35
Smith*	1-8	1-6	1-2	6	4	3	29
Rhoomes*	2-2	0-0	2-3	7	6	0	19
Leonard	1-2	0-0	0-0	1	2	1	14
Severe	3-13	1-6	2-2	3	9	2	21
Canty	1-3	0-0	0-0	3	2	0	7
TEAM	4						
<b>Totals</b>	<b>22-59</b>	<b>7-28</b>	<b>9-18</b>	<b>40</b>	<b>60</b>	<b>13</b>	<b>200</b>

	1st Half	2nd Half	Game
<b>FG%</b>	9-27 (33.3%)	13-32 (40.6%)	22-59 (37.3%)
<b>3FG%</b>	2-16 (12.5%)	5-12 (41.7%)	7-28 (25.0%)
<b>FT%</b>	3-7 (42.9%)	6-11 (54.5%)	9-18 (50.0%)

VCU 76 // 17-4, 5-1 A10

Player	FG	3FG	FT	R	TP	A	MIN
Weber*	2-5	1-3	2-2	4	7	4	26
Brandenberg*	3-8	2-5	1-1	1	9	0	25
Reddic*	3-8	0-0	4-4	10	10	1	24
Burgess*	2-6	2-4	3-4	7	9	3	26
Graham*	3-6	1-3	2-4	2	9	1	15
Lyles	0-2	0-2	2-2	0	2	0	5
Lewis	3-9	1-4	4-4	1	11	2	18
Brooks	1-4	0-1	0-0	1	2	0	5
Allie-Cox	0-3	0-0	4-4	6	4	0	16
Burston	0-1	0-0	0-0	0	0	0	2
Guest	0-0	0-0	0-0	4	0	0	13
Johnson	5-13	2-6	1-2	5	13	0	24
Burk	0-0	0-0	0-0	0	0	0	1
TEAM	5						
<b>Totals</b>	<b>22-65</b>	<b>9-28</b>	<b>23-27</b>	<b>46</b>	<b>76</b>	<b>11</b>	<b>200</b>

	1st Half	2nd Half	Game
<b>FG%</b>	10-27 (37.0%)	12-38 (31.6%)	22-65 (33.8%)
<b>3FG%</b>	7-16 (43.8%)	2-12 (16.7%)	9-28 (32.1%)
<b>FT%</b>	13-16 (81.2%)	10-11 (90.9%)	23-27 (85.2%)

JAN. 18 >> RICHMOND, VA - FINAL

	1st	2nd	Final
<b>Duquesne</b>	31	34	<b>65</b>
<b>VCU</b>	27	53	<b>80</b>

DUQUESNE 65 // 8-8, 1-3 A10

Player	FG	3FG	FT	R	TP	A	MIN
Soko*	0-5	0-0	7-10	5	7	0	29
Colter*	3-10	1-4	6-6	4	13	3	27
McKoy*	3-3	0-0	0-0	8	6	1	31
Mason*	0-4	0-4	0-0	1	0	0	17
Jones*	4-8	1-1	1-3	4	10	0	21
White	4-10	0-3	2-2	3	10	1	19
Jones	0-5	0-2	4-6	1	4	0	16
Ridenour	3-7	0-1	2-2	4	8	3	22
Gill	3-5	1-3	0-0	4	7	0	18
TEAM	3						
<b>Totals</b>	<b>20-57</b>	<b>3-18</b>	<b>22-29</b>	<b>37</b>	<b>65</b>	<b>8</b>	<b>200</b>

	1st Half	2nd Half	Game
<b>FG%</b>	13-34 (38.2%)	7-23 (30.4%)	20-57 (35.1%)
<b>3FG%</b>	2-8 (25.0%)	1-10 (10.0%)	3-18 (16.7%)
<b>FT%</b>	3-4 (75.0%)	19-25 (76.0%)	22-29 (75.9%)

VCU 80 // 14-4, 2-1 A10

Player	FG	3FG	FT	R	TP	A	MIN
Weber*	4-8	2-5	2-2	6	12	3	26
Brandenberg*	4-9	3-8	0-1	5	11	2	25
Reddic*	3-9	0-0	3-6	10	9	0	24
Burgess*	2-4	0-1	0-0	4	4	2	24
Graham*	4-8	1-4	1-1	7	10	1	26
Lyles	0-0	0-0	0-0	0	0	0	2
Lewis	2-5	2-4	0-0	1	6	4	16
Shannon	3-6	0-0	1-2	4	7	0	14
Brooks	0-0	0-0	0-0	0	0	0	1
Allie-Cox	2-4	0-0	0-3	4	4	3	12
Burston	0-0	0-0	1-2	0	1	1	1
Guest	2-4	0-0	0-1	2	4	0	8
Johnson	4-11	4-8	0-0	3	12	0	21
Burk	0-0	0-0	0-0	0	0	0	+2
TEAM	2						
<b>Totals</b>	<b>30-68</b>	<b>12-30</b>	<b>8-18</b>	<b>48</b>	<b>80</b>	<b>16</b>	<b>200</b>

	1st Half	2nd Half	Game
<b>FG%</b>	10-30 (33.3%)	20-38 (52.6%)	30-68 (44.1%)
<b>3FG%</b>	4-15 (26.7%)	8-15 (53.3%)	12-30 (40.0%)
<b>FT%</b>	3-9 (33.3%)	5-9 (55.6%)	8-18 (44.4%)

FEB. 1 >> RICHMOND, VA - FINAL

	1st	2nd	Final
<b>Richmond</b>	22	48	<b>70</b>
<b>VCU</b>	34	47	<b>81</b>

RICHMOND 70// 14-8, 4-3 A10

Player	FG	3FG	FT	R	TP	A	MIN
Anthony*	10-21	4-11	7-10	1	31	0	36
Lindsay*	7-12	0-1	7-11	4	21	2	37
Davis*	3-7	0-0	2-4	9	8	1	33
Taylor*	0-1	0-0	0-0	6	0	1	26
Williams*	0-3	0-1	0-0	1	0	0	16
Jones	2-3	0-0	0-0	0	4	0	6
Sparrow	0-0	0-0	1-2	0	1	1	7
Allen	1-4	0-0	0-0	5	2	1	22
Nelson-Ododa	1-2	0-0	1-2	1	3	0	17
TEAM	7						
<b>Totals</b>	<b>24-53</b>	<b>4-13</b>	<b>18-29</b>	<b>34</b>	<b>70</b>	<b>6</b>	<b>200</b>

	1st Half	2nd Half	Game
<b>FG%</b>	9-28 (32.1%)	15-25 (60.0%)	24-53 (45.3%)
<b>3FG%</b>	2-7 (28.6%)	2-6 (33.3%)	4-13 (30.8%)
<b>FT%</b>	2-5 (40.0%)	16-24 (66.7%)	18-29 (62.1%)

VCU 81 // 18-4, 6-1 A10

Player	FG	3FG	FT	R	TP	A	MIN
Weber*	5-9	1-1	3-4	3	14	2	31
Brandenberg*	4-7	1-4	1-1	0	10	3	25
Reddic*	5-12	0-0	1-1	10	11	0	25
Burgess*	0-2	0-1	0-0	5	0	1	23
Graham*	2-6	1-3	8-10	8	13	1	26
Lyles	0-0	0-0	0-0	0	0	0	+2
Lewis	3-7	1-3	4-5	0	11	0	21
Shannon	0-0	0-0	0-0	0	0	0	4
Brooks	0-0	0-0	0-0	0	0	0	+2
Allie-Cox	3-4	0-0	0-0	6	6	0	13
Burston	0-0	0-0	0-0	0	0	0	1
Guest	1-1	0-0	0-1	2	2	1	8
Johnson	5-12	2-6	2-2	2	14	1	23
Burk	0-0	0-0	0-0	0	0	0	+2
TEAM	0						
<b>Totals</b>	<b>28-60</b>	<b>6-18</b>	<b>19-24</b>	<b>36</b>	<b>81</b>	<b>9</b>	<b>200</b>

	1st Half	2nd Half	Game
<b>FG%</b>	13-34 (38.2%)	15-26 (31.6%)	28-60 (46.7%)
<b>3FG%</b>	4-10 (40.0%)	2-8 (16.7%)	6-18 (33.3%)
<b>FT%</b>	4-5 (80.0%)	15-19 (78.9%)	19-24 (79.2%)

JAN. 22 >> DAYTON, OH - FINAL

	1st	2nd	Final
<b>VCU</b>	36	44	<b>80</b>
<b>Dayton</b>	27	39	<b>66</b>

VCU 80 // 15-4, 3-1 A10

Player	FG	3FG	FT	R	TP	A	MIN
Burgess*	2-3	2-3	0-0	3	6	2	26
Graham*	6-17	1-7	1-2	6	14	3	28
Reddic*	6-10	0-0	6-7	7	18	2	28
Weber*	7-12	0-3	4-4	2	18	5	32
Brandenberg*	3-8	1-4	0-0	2	7	2	29
Lyles	0-0	0-0	0-0	0	0	0	+2
Lewis	3-5	3-4	0-0	0	9	2	15
Allie-Cox	0-0	0-0	0-0	2	0	0	11
Burston	0-0	0-0	0-0	0	0	0	+2
Guest	0-0	0-0	0-0	2	0	1	10
Johnson	3-6	2-3	0-0	1	8	2	21
Burk	0-0	0-0	0-0	0	0	0	+2
TEAM	5						
<b>Totals</b>	<b>30-61</b>	<b>9-24</b>	<b>11-13</b>	<b>30</b>	<b>80</b>	<b>19</b>	<b>200</b>

	1st Half	2nd Half	Game
<b>FG%</b>	15-33 (45.5%)	15-28 (53.6%)	30-61 (49.2%)
<b>3FG%</b>	6-17 (35.3%)	3-7 (42.9%)	9-24 (37.5%)
<b>FT%</b>	0-0 (0.0%)	11-13 (84.6%)	11-13 (84.6%)

Dayton 66 // 13-6, 1-3 A10

Player	FG	3FG	FT	R	TP	A	MIN
Oliver*	5-10	2-4	9-9	5	21	1	31
Pierre*	5-6	0-0	4-7	6	14	2	32
Scott*	1-3	0-0	0-0	2	2	0	18
Price*	2-3	1-1	0-0	1	5	1	23
Sibert*	3-6	2-4	0-1	4	8	1	21
Davis	0-0	0-0	0-1	1	0	0	2
Smith	1-3	1-2	1-2	2	4	2	16
Robinson	2-5	1-1	1-4	4	6	0	22
Pollard	0-1	0-1	0-2	1	0	1	9
Sanford	3-10	0-2	0-1	6	6	2	26
TEAM				2			
TOTAL	22-47	7-14	15-26	34	66	10	200

# #THE CUMULATIVE STATS

## THE STAT CREW SYSTEM VCU Combined Team Statistics (as of Feb 06, 2014) All games

RECORD:	OVERALL	HOME	AWAY	NEUTRAL
ALL GAMES	19-4	12-0	4-2	3-2
CONFERENCE	7-1	5-0	2-1	0-0
NON-CONFERENCE	12-3	7-0	2-1	3-2

##	Player	gp-gs	min	avg	Total		3-Point		F-Throw		Rebounds				pf	dq	a	to	blk	stl	pts	avg
					fg-fga	fg%	3fg-fga	3fg%	ft-fa	ft%	off	def	tot	avg								
21	GRAHAM,Treveen	23-21	648	28.2	116-269	.431	36-111	.324	85-121	.702	48	106	154	6.7	54	2	42	44	4	21	353	15.3
15	REDDIC,Juvonte	23-23	619	26.9	112-211	.531	3-9	.333	55-103	.534	82	111	193	8.4	52	1	17	33	25	33	282	12.3
32	JOHNSON,Melvin	23-2	512	22.3	83-209	.397	44-111	.396	23-30	.767	11	38	49	2.1	38	0	24	31	1	19	233	10.1
11	BRANDENBERG,Rob	23-23	614	26.7	75-195	.385	39-111	.351	27-35	.771	13	31	44	1.9	34	1	42	26	8	33	216	9.4
02	WEBER,Briante	23-23	675	29.3	69-156	.442	8-31	.258	70-86	.814	17	69	86	3.7	56	0	92	38	3	86	216	9.4
01	LEWIS,JeQuan	23-0	350	15.2	48-105	.457	18-48	.375	35-40	.875	8	16	24	1.0	50	1	43	33	0	26	149	6.5
20	BURGESS,Jordan	19-13	399	21.0	35-105	.333	17-43	.395	27-36	.750	14	39	53	2.8	42	0	21	29	4	17	114	6.0
04	SHANNON,Terrance	17-6	201	11.8	22-49	.449	0-1	.000	14-33	.424	20	23	43	2.5	33	0	6	13	14	16	58	3.4
12	ALIE-COX,Mo	23-4	326	14.2	22-49	.449	1-1	1.000	21-38	.553	40	40	80	3.5	48	0	8	12	31	7	66	2.9
05	BROOKS,Doug	16-0	60	3.8	9-31	.290	6-21	.286	5-6	.833	7	7	14	0.9	10	0	1	0	2	2	29	1.8
23	GUEST,Jarred	23-0	212	9.2	15-46	.326	2-4	.500	2-5	.400	29	22	51	2.2	30	0	3	14	5	9	34	1.5
00	LYLES,Jairus	17-0	43	2.5	0-17	.000	0-7	.000	7-10	.700	0	2	2	0.1	8	0	2	2	0	3	7	0.4
14	BURSTON,Torey	12-0	12	1.0	0-4	.000	0-0	.000	1-4	.250	0	1	1	0.1	2	0	1	1	0	0	1	0.1
40	BURK,Emerson	9-0	4	0.4	0-0	.000	0-0	.000	0-0	.000	1	1	2	0.2	0	0	0	0	1	0	0	0.0
Team											39	16	55				3					
Total.....		0	4675		606-1446	.419	174-498	.349	372-547	.680	329	522	851	0.0	457	5	302	279	98	272	1758	0.0
Opponents.....		0	4675		526-1215	.433	113-376	.301	340-508	.669	251	607	858	0.0	477	-	251	445	94	135	1505	0.0

TEAM STATISTICS	VCU	OPP	Date	Opponent	Score	Att.
SCORING	1758	1505	11/08/13	ILLINOIS STATE	w 96-58	7741
Points per game	76.4	65.4	11/12/13	at Virginia	w 59-56	13881
Scoring margin	+11.0	-	11/16/13	WINTHROP	w 92-71	7741
FIELD GOALS-ATT	606-1446	526-1215	11/21/13	vs Florida State	L 67-85	4952
Field goal pct	.419	.433	11/22/13	vs Long Beach State	w 73-67	5835
3 POINT FG-ATT	174-498	113-376	11/24/13	vs Georgetown	L 80-84	7642
3-point FG pct	.349	.301	11/29/13	NORTHEASTERN	w 79-66	7741
3-pt FG made per game	7.6	4.9	12/01/13	at BELMONT	w 81-68	4811
FREE THROWS-ATT	372-547	340-508	12/05/13	EASTERN KENTUCKY	Wot 71-68	7741
Free throw pct	.680	.669	12/08/13	OLD DOMINION	w 69-48	7741
F-Throws made per game	16.2	14.8	12/14/13	at UNI	L 68-77	5890
REBOUNDS	851	858	12/17/13	WOFFORD	w 72-57	7741
Rebounds per game	37.0	37.3	12/21/13	vs Virginia Tech	w 82-52	10605
Rebounding margin	-0.3	-	12/28/13	vs Boston College	w 69-50	7203
ASSISTS	302	251	01/03/14	STONY BROOK	w 81-63	7741
Assists per game	13.1	10.9	* 01/09/14	GEORGE MASON	w 71-57	7741
TURNOVERS	279	445	* 01/14/14	at George Washington	L 66-76	4874
Turnovers per game	12.1	19.3	* 01/18/14	DUQUESNE	w 80-65	7741
Turnover margin	+7.2	-	* 01/22/14	at University of Dayton	w 80-66	12512
Assist/turnover ratio	1.1	0.6	* 01/25/14	at La Salle	Wo2 97-89	3400
STEALS	272	135	* 01/29/14	FORDHAM	w 76-60	7741
Steals per game	11.8	5.9	* 02/01/14	RICHMOND	w 81-70	7741
BLOCKS	98	94	* 02/06/14	RHODE ISLAND	w 68-52	7741
Blocks per game	4.3	4.1				
ATTENDANCE	92892	81605				
Home games-Avg/Game	12-7741	6-7561				
Neutral site-Avg/Game	-	5-7247				

\* = Conference game

Score by Periods	1st	2nd	OT	OT2	Totals
VCU	802	927	12	17	1758
Opponents	690	797	9	9	1505

# #ATLANTIC10GAMES

RECORD:	OVERALL	HOME	AWAY	NEUTRAL
ALL GAMES	7-1	5-0	2-1	0-0
CONFERENCE	7-1	5-0	2-1	0-0
NON-CONFERENCE	0-0	0-0	0-0	0-0

##	Player	gp-gs	min	avg	Total	3-Point		F-Throw		Rebounds				pf		dq	a	to	blk	stl	pts	avg
					fg-fga	fg%	3fg-fga	3fg%	ft-fa	ft%	off	def	tot	avg	off	def						
21	GRAHAM,Treveen	8-8	224	28.0	39-99	.394	9-36	.250	30-49	.612	12	44	56	7.0	21	0	13	16	1	7	117	14.6
15	REDDIC,Juvonte	8-8	226	28.3	38-86	.442	0-0	.000	31-49	.633	41	43	84	10.5	15	0	7	11	11	10	107	13.4
02	WEBER,Briante	8-8	240	30.0	28-58	.483	7-18	.389	25-28	.893	4	27	31	3.9	20	0	25	12	1	27	88	11.0
11	BRANDENBERG,Rob	8-8	226	28.3	28-65	.431	15-38	.395	3-4	.750	4	11	15	1.9	13	0	17	11	3	4	74	9.3
32	JOHNSON,Melvin	8-0	183	22.9	26-78	.333	14-39	.359	7-10	.700	6	13	19	2.4	13	0	6	11	0	6	73	9.1
01	LEWIS,JeQuan	8-0	122	15.3	16-37	.432	7-17	.412	14-15	.933	1	5	6	0.8	20	1	15	11	0	4	53	6.6
20	BURGESS,Jordan	8-8	191	23.9	15-40	.375	8-19	.421	11-14	.786	8	24	32	4.0	20	0	13	12	3	7	49	6.1
12	ALIE-COX,Mo	8-0	93	11.6	6-16	.375	0-0	.000	11-15	.733	12	12	24	3.0	16	0	3	3	9	3	23	2.9
04	SHANNON,Terrance	5-0	48	9.6	5-9	.556	0-0	.000	4-10	.400	7	2	9	1.8	11	0	3	1	8	6	14	2.8
23	GUEST,Jarred	8-0	66	8.3	5-14	.357	0-2	.000	0-3	.000	11	6	17	2.1	11	0	2	2	1	1	10	1.3
05	BROOKS,Doug	4-0	10	2.5	2-5	.400	1-2	.500	0-0	.000	1	0	1	0.3	1	0	0	0	0	0	5	1.3
00	LYLES,Jairus	6-0	15	2.5	0-6	.000	0-3	.000	5-6	.833	0	1	1	0.2	4	0	1	1	0	2	5	0.8
14	BURSTON,Torey	5-0	5	1.0	0-1	.000	0-0	.000	1-2	.500	0	0	0	0.0	1	0	1	1	0	0	1	0.2
40	BURK,Emerson	4-0	1	0.3	0-0	.000	0-0	.000	0-0	.000	0	0	0	0.0	0	0	0	0	0	0	0	0.0
Team											20	8	28				2					
Total.....		8	1650		208-514	.405	61-174	.351	142-205	.693	127	196	323	40.4	166	1	106	94	37	77	619	77.4
Opponents.....		8	1650		186-443	.420	32-119	.269	131-202	.649	96	219	315	39.4	168	-	80	138	43	51	535	66.9

# #NonCONFERENCEGAMES

RECORD:	OVERALL	HOME	AWAY	NEUTRAL
ALL GAMES	12-3	7-0	2-1	3-2
CONFERENCE	0-0	0-0	0-0	0-0
NON-CONFERENCE	12-3	7-0	2-1	3-2

##	Player	gp-gs	min	avg	Total	3-Point		F-Throw		Rebounds				pf		dq	a	to	blk	stl	pts	avg
					fg-fga	fg%	3fg-fga	3fg%	ft-fa	ft%	off	def	tot	avg	off	def						
21	GRAHAM,Treveen	15-13	424	28.3	77-170	.453	27-75	.360	55-72	.764	36	62	98	6.5	33	2	29	28	3	14	236	15.7
15	REDDIC,Juvonte	15-15	393	26.2	74-125	.592	3-9	.333	24-54	.444	41	68	109	7.3	37	1	10	22	14	23	175	11.7
32	JOHNSON,Melvin	15-2	329	21.9	57-131	.435	30-72	.417	16-20	.800	5	25	30	2.0	25	0	18	20	1	13	160	10.7
11	BRANDENBERG,Rob	15-15	388	25.9	47-130	.362	24-73	.329	24-31	.774	9	20	29	1.9	21	1	25	15	5	29	142	9.5
02	WEBER,Briante	15-15	435	29.0	41-98	.418	1-13	.077	45-58	.776	13	42	55	3.7	36	0	67	26	2	59	128	8.5
01	LEWIS,JeQuan	15-0	228	15.2	32-68	.471	11-31	.355	21-25	.840	7	11	18	1.2	30	0	28	22	0	22	96	6.4
20	BURGESS,Jordan	11-5	208	18.9	20-65	.308	9-24	.375	16-22	.727	6	15	21	1.9	22	0	8	17	1	10	65	5.9
04	SHANNON,Terrance	12-6	153	12.8	17-40	.425	0-1	.000	10-23	.435	13	21	34	2.8	22	0	3	12	6	10	44	3.7
12	ALIE-COX,Mo	15-4	233	15.5	16-33	.485	1-1	1.000	10-23	.435	28	28	56	3.7	32	0	5	9	22	4	43	2.9
05	BROOKS,Doug	12-0	50	4.2	7-26	.269	5-19	.263	5-6	.833	6	7	13	1.1	9	0	1	0	2	2	24	2.0
23	GUEST,Jarred	15-0	146	9.7	10-32	.313	2-2	1.000	2-2	1.000	18	16	34	2.3	19	0	1	12	4	8	24	1.6
00	LYLES,Jairus	11-0	28	2.5	0-11	.000	0-4	.000	2-4	.500	0	1	1	0.1	4	0	1	1	0	1	2	0.2
40	BURK,Emerson	5-0	3	0.6	0-0	.000	0-0	.000	0-0	.000	1	1	2	0.4	0	0	0	0	1	0	0	0.0
14	BURSTON,Torey	7-0	7	1.0	0-3	.000	0-0	.000	0-2	.000	0	1	1	0.1	1	0	0	0	0	0	0	0.0
Team											19	8	27				1					
Total.....		15	3025		398-932	.427	113-324	.349	230-342	.673	202	326	528	35.2	291	4	196	185	61	195	1139	75.9
Opponents.....		15	3025		340-772	.440	81-257	.315	209-306	.683	155	388	543	36.2	309	-	171	307	51	84	970	64.7



# #GAME-BY-GAME COMPARISON STATS

## THE STAT CREW SYSTEM VCU Team Game-by-Game Comparison (as of Feb 06, 2014) All games

Opponent	1st	2nd	Score	Mar	Total FG	FG Pct	3-Pointers	3FG Pct	Free Throws	FT Pct	Rebounds	Assist	T/Over	Block	Steal	Fouls
ILLINOIS STATE	52/22	44/36	96-58	+38	36-65/20-63	.554/.317	9-20/4-23	.450/.174	15-26/14-21	.577/.667	46/35 +11	26/9	16/22	4/0	14/6	21/22
Virginia	24/26	35/30	59-56	+3	24-58/18-46	.414/.391	5-14/1-8	.357/.125	6-15/19-33	.400/.576	28/41 (13)	7/9	13/19	2/8	9/4	27/21
WINTHROP	45/41	47/30	92-71	+21	26-60/23-48	.433/.479	6-17/8-19	.353/.421	34-48/17-25	.708/.680	43/27 +16	13/12	14/25	3/3	19/8	24/30
Florida State	36/48	31/37	67-85	(18)	22-75/29-54	.293/.537	5-23/4-13	.217/.308	18-24/23-31	.750/.742	34/50 (16)	7/15	14/25	4/6	14/6	25/21
Long Beach State	35/36	38/31	73-67	+6	29-63/28-56	.460/.500	7-26/7-19	.269/.368	8-11/4-10	.727/.400	35/33 +2	10/6	9/10	5/1	7/4	11/14
Georgetown	30/29	50/55	80-84	(4)	20-56/23-41	.357/.561	6-18/6-11	.333/.545	34-47/32-37	.723/.865	29/34 (5)	9/8	17/26	4/3	15/8	29/32
NORTHEASTERN	37/34	42/32	79-66	+13	33-60/23-46	.550/.500	6-22/2-8	.273/.250	7-17/18-25	.412/.720	31/26 +5	19/14	11/16	6/0	11/6	22/19
BELMONT	38/35	43/33	81-68	+13	29-59/25-56	.492/.446	7-18/11-27	.389/.407	16-18/7-13	.889/.538	33/32 +1	12/18	15/21	3/4	15/6	16/17
EASTERN KENTUCKY	38/36	28/30	71-68	+3	25-55/26-55	.455/.473	7-16/3-12	.438/.250	8-17/9-12	.471/.750	34/31 +3	16/14	16/15	2/2	10/9	15/19
OLD DOMINION	34/31	35/17	69-48	+21	27-72/21-56	.375/.375	13-31/7-25	.419/.280	8-13/3-7	.615/.429	50/35 +15	15/11	14/21	7/7	13/7	14/18
UNI	20/27	48/50	68-77	(9)	24-65/26-49	.369/.531	10-25/6-19	.400/.316	10-12/19-28	.833/.679	32/41 (9)	9/11	11/16	2/4	9/6	25/15
WOFFORD	38/28	34/29	72-57	+15	21-56/20-52	.375/.385	5-20/7-17	.250/.412	25-34/10-14	.735/.714	35/38 (3)	7/12	8/20	5/2	12/2	14/26
Virginia Tech	42/22	40/30	82-52	+30	30-70/17-48	.429/.354	12-25/9-20	.480/.450	10-20/9-18	.500/.500	38/44 (6)	17/9	7/27	5/4	22/3	15/20
Boston College	22/17	47/33	69-50	+19	27-65/17-44	.415/.386	6-26/3-18	.231/.167	9-12/13-18	.750/.722	34/36 (2)	13/10	11/23	2/4	11/3	15/13
STONY BROOK	36/35	45/28	81-63	+18	25-53/24-58	.472/.414	9-23/3-18	.391/.167	22-28/12-14	.786/.857	26/40 (14)	16/13	9/21	7/3	14/6	18/22
GEORGE MASON	35/34	36/23	71-57	+14	20-59/23-62	.339/.371	3-12/2-11	.250/.182	28-39/9-16	.718/.563	43/45 (2)	12/7	11/19	5/3	13/6	16/27
George Washington	29/36	37/40	66-76	(10)	25-68/27-48	.368/.563	9-28/2-10	.321/.200	7-16/20-32	.438/.625	29/45 (16)	13/14	14/21	2/8	11/8	23/14
DUQUESNE	27/31	53/34	80-65	+15	30-68/20-57	.441/.351	12-30/3-18	.400/.167	8-18/22-29	.444/.759	48/37 +11	16/8	17/17	4/2	10/10	25/21
University of Dayton	36/27	44/39	80-66	+14	30-61/22-47	.492/.468	9-24/7-14	.375/.500	11-13/15-26	.846/.577	30/34 (4)	19/10	7/18	4/4	6/1	19/14
La Salle	33/29	40/44	97-89	+8	32-71/30-65	.451/.462	8-21/4-12	.381/.333	25-37/25-33	.676/.758	47/40 +7	15/15	16/16	3/7	5/9	22/29
FORDHAM	40/23	36/37	76-60	+16	22-65/22-59	.338/.373	9-28/7-28	.321/.250	23-27/9-18	.852/.500	46/40 +6	11/13	11/18	3/6	11/8	17/20
RICHMOND	34/22	47/48	81-70	+11	28-60/24-53	.467/.453	6-18/4-13	.333/.308	19-24/18-29	.792/.621	36/34 +2	9/6	7/9	9/7	8/3	25/22
RHODE ISLAND	41/21	27/31	68-52	+16	21-62/18-52	.339/.346	5-13/3-13	.385/.231	21-31/13-19	.677/.684	44/40 +4	11/7	11/20	7/6	13/6	19/21

Note: Game totals are displayed in the format TEAM/OPPONENT for each category

# #THE SPECIALITY STATS

## THE STAT CREW SYSTEM Specialty Statistics

Opponent	T/O	2ndCh	Paint	FastB	Bench	Ties	Leads	WL	Score	Leads overcome
Illinois State	24	22	46	18	34	0	0	W	96-58	
Virginia	20	7	32	3	14	0	3	W	59-56	trailed by 7 2nd-07:00
WINTHROP	30	18	38	15	37	0	2	W	92-71	trailed by 4 1st-18:52
Florida State	24	12	28	6	29	1	1	L	67-85	lost 6 1st-17:04
Long Beach State	8	17	30	6	9	2	8	W	73-67	trailed by 8 2nd-14:36
Georgetown	26	9	24	6	20	4	7	L	80-84	lost 7 2nd-14:04
Northeastern	17	13	44	6	28	2	2	W	79-66	trailed by 5 1st-01:07
BELMONT	21	7	40	8	28	2	2	W	81-68	trailed by 12 1st-12:23
Eastern Kentucky	8	7	20	7	29	4	5	W	71-68	trailed by 14 1st-10:54
Old Dominion	19	30	34	5	22	4	2	W	69-48	trailed by 8 1st-13:35
UNI	12	13	24	2	17	1	3	L	68-77	lost 5 1st-12:07
Wofford	18	14	32	6	33	0	0	W	72-57	
Virginia Tech	42	19	34	12	48	1	1	W	82-52	trailed by 6 1st-17:39
Boston College	22	13	34	8	19	1	2	W	69-50	trailed by 5 1st-14:57
Stony Brook	28	7	30	8	19	5	8	W	81-63	trailed by 6 1st-12:53
George Mason	18	11	28	10	21	3	4	W	71-57	trailed by 5 1st-18:07
George Washington	24	12	30	14	13	0	7	L	66-76	lost 5 1st-18:12
Duquesne	15	17	36	4	34	0	5	W	80-65	trailed by 4 1st-10:25
University of Dayton	28	9	34	20	17	0	3	W	80-66	trailed by 2 1st-19:40
La Salle	16	22	38	13	9	5	4	W	97-89	trailed by 10 2nd-05:15
Fordham	21	19	22	9	32	1	1	W	76-60	trailed by 3 1st-18:40
Richmond	12	16	40	14	33	0	0	W	81-70	
Rhode Island	22	17	30	4	25	0	2	W	68-52	trailed by 4 1st-18:20
Totals	475	331	748	204	570	36	72			
Average/Game	20.7	14.4	32.5	8.9	24.8	1.6	3.1			
Opponent	266	251	722	145	405	54	63			
Average/Game	11.6	10.9	31.4	6.3	17.6	2.3	2.7			

# #FIRSTHALFSTATS

RECORD:	OVERALL	HOME	AWAY	NEUTRAL
ALL GAMES	19-4	11-0	4-2	3-2
CONFERENCE	8-1	4-0	2-1	0-0
NON-CONFERENCE	12-3	7-0	2-1	3-2

#	Player	gp-gs	min	avg	Total		3-Point		F-Throw		Rebounds				pf	dq	a	to	blk	stl	pts	avg
					fg-fga	fg%	3fg-fga	3fg%	ft-fa	ft%	off	def	tot	avg								
21	GRAHAM,Trevaan	22-20	311	14.1	48-119	.412	15-51	.294	31-43	.721	23	49	72	3.3	18	0	21	21	2	9	144	6.5
15	REDDIC,Juvonte	22-22	294	13.4	53-109	.486	3-6	.500	21-39	.538	34	49	83	3.8	20	0	9	14	16	12	130	5.9
32	JOHNSON,Melvin	22-2	340	15.5	42-101	.416	25-53	.472	18-13	.769	5	18	23	1.1	20	0	14	17	0	7	119	5.4
11	BRANDENBERG,Rob	22-22	286	13.0	37-101	.366	26-68	.382	16-21	.762	3	14	17	0.8	13	0	16	11	2	11	116	5.3
20	BURGESS,Jordan	18-12	192	10.7	19-51	.373	10-23	.435	16-23	.696	8	18	26	1.4	19	0	13	14	4	7	64	3.6
02	WEBER,Briante	22-22	328	14.9	28-79	.354	5-21	.238	12-14	.857	6	36	42	1.9	18	0	47	23	0	47	73	3.3
01	LEWIS,JeQuan	22-0	169	7.7	13-48	.271	5-20	.250	14-14	1.000	4	5	9	0.4	21	0	22	12	0	14	45	2.1
04	SHANNON,Terrance	16-6	101	6.3	8-23	.348	0-1	.000	8-15	.533	10	11	21	1.3	13	0	2	9	4	8	24	1.5
12	ALIE-COX,Mo	22-4	151	6.9	9-19	.474	0-0	.000	3-12	.250	16	21	37	1.7	17	0	3	4	16	3	21	1.8
23	GUEST,Jarred	22-0	106	4.8	8-20	.400	2-3	.667	2-2	1.000	9	11	20	0.9	15	0	2	10	4	6	20	0.9
05	BROOKS,Doug	15-0	12	0.8	1-6	.167	1-5	.200	2-2	1.000	2	2	4	0.3	4	0	0	1	1	1	5	0.3
40	BURK,Emerson	9-0	0	0.0	0-0	.000	0-0	.000	0-0	.000	0	0	0	0.0	0	0	0	0	0	0	0	0.0
14	BURSTON,Torey	11-0	0	0.0	0-0	.000	0-0	.000	0-0	.000	0	0	0	0.0	0	0	0	0	0	0	0	0.0
00	LYLES,Jairus	16-0	10	0.6	0-1	.000	0-0	.000	0-0	.000	0	0	0	0.0	3	0	1	1	0	1	0	0.0
Team											16	8	24					2				
Total.....		22	2200		267-669	.399	92-251	.367	135-198	.682	136	242	378	17.2	181	0	150	138	49	126	761	34.6
Opponents.....		22	2200		257-584	.440	49-167	.293	106-155	.684	111	300	411	18.7	193	-	125	218	43	62	629	30.4

# #SECONDHALFSTATS

RECORD:	OVERALL	HOME	AWAY	NEUTRAL
ALL GAMES	19-4	12-0	4-2	3-2
CONFERENCE	7-1	5-0	2-1	0-0
NON-CONFERENCE	12-3	7-0	2-1	3-2

#	Player	gp-gs	min	avg	Total		3-Point		F-Throw		Rebounds				pf	dq	a	to	blk	stl	pts	avg
					fg-fga	fg%	3fg-fga	3fg%	ft-fa	ft%	off	def	tot	avg								
21	GRAHAM,Trevaan	23-21	310	13.5	63-138	.457	20-56	.357	50-72	.694	25	52	77	3.3	34	0	18	23	2	11	196	8.5
15	REDDIC,Juvonte	23-23	300	13.0	53-88	.602	0-2	.000	31-58	.534	40	57	97	4.2	28	0	8	18	9	20	137	6.0
02	WEBER,Briante	23-23	319	13.9	40-74	.541	3-10	.300	49-60	.817	11	30	41	1.8	36	0	43	14	3	38	132	5.7
32	JOHNSON,Melvin	23-2	253	11.0	41-103	.398	19-56	.339	11-13	.846	6	18	24	1.0	16	0	9	12	1	9	112	4.9
01	LEWIS,JeQuan	23-0	171	7.4	33-62	.532	13-28	.464	21-26	.808	4	10	14	0.6	26	0	18	21	0	11	100	4.3
11	BRANDENBERG,Rob	23-23	301	13.1	34-88	.386	9-39	.231	11-14	.786	9	16	25	1.1	20	1	24	14	6	22	88	3.8
20	BURGESS,Jordan	19-13	188	9.9	14-50	.280	6-18	.333	9-11	.818	6	18	24	1.3	23	0	7	14	0	9	43	2.3
04	SHANNON,Terrance	17-6	96	5.6	14-26	.538	0-0	.000	6-16	.375	10	11	21	1.2	18	0	4	4	9	7	34	2.0
12	ALIE-COX,Mo	23-4	166	7.2	12-29	.414	1-1	1.000	16-24	.667	24	18	42	1.8	29	0	5	8	14	4	41	1.8
05	BROOKS,Doug	16-0	48	3.0	8-25	.320	5-16	.313	3-4	.750	5	5	10	0.6	6	0	1	0	1	1	24	1.5
23	GUEST,Jarred	23-0	99	4.3	6-23	.261	0-1	.000	0-2	.000	16	11	27	1.2	15	0	1	4	1	3	12	0.5
00	LYLES,Jairus	17-0	33	1.9	0-16	.000	0-7	.000	7-10	.700	0	2	2	0.1	5	0	1	1	0	2	7	0.4
14	BURSTON,Torey	12-0	12	1.0	0-4	.000	0-0	.000	1-4	.250	0	1	1	0.1	2	0	1	1	0	0	1	0.1
40	BURK,Emerson	9-0	4	0.4	0-0	.000	0-0	.000	0-0	.000	1	1	2	0.2	0	0	0	0	1	0	0	0.0
Team											21	8	29					1				
Total.....		23	2300		318-726	.438	76-234	.325	215-314	.685	178	258	436	19.0	258	1	140	135	47	137	927	40.3
Opponents.....		23	2300		259-591	.438	63-196	.321	216-328	.659	130	283	413	18.0	261	-	124	210	48	70	797	34.7



# #HOME GAMES

RECORD:	OVERALL	HOME	AWAY	NEUTRAL
ALL GAMES	12-0	12-0	0-0	0-0
CONFERENCE	5-0	5-0	0-0	0-0
NON-CONFERENCE	7-0	7-0	0-0	0-0
















#	Player	gp-gs	min	avg	Total		3-Point		F-Throw		Rebounds				pf	dq	a	to	blk	stl	pts	avg
					fg-fga	fg%	3fg-fga	3fg%	ft-fa	ft%	off	def	tot	avg								
21	GRAHAM,Treveen	12-11	320	26.7	55-121	.455	20-52	.385	44-61	.721	28	52	80	6.7	22	0	25	20	1	7	174	14.5
15	REDDIC,Juvonte	12-12	314	26.2	56-103	.544	2-5	.400	26-60	.433	45	64	109	9.1	23	0	6	18	15	17	140	11.7
32	JOHNSON,Melvin	12-1	266	22.2	40-103	.388	21-54	.389	11-14	.786	8	24	32	2.7	18	0	13	15	0	11	112	9.3
11	BRANDENBERG,Rob	12-12	306	25.5	38-98	.388	21-60	.350	12-15	.800	8	12	20	1.7	16	0	22	12	7	16	109	9.1
02	WEBER,Briante	12-12	337	28.1	33-75	.440	5-18	.278	34-41	.829	7	36	43	3.6	29	0	52	23	3	52	105	8.8
01	LEWIS,JeQuan	12-0	185	15.4	28-62	.452	10-29	.345	28-33	.848	6	11	17	1.4	32	1	22	20	0	13	94	7.8
20	BURGESS,Jordan	11-7	219	19.9	16-51	.314	6-16	.375	20-24	.833	7	27	34	3.1	19	0	14	15	3	10	58	5.3
04	SHANNON,Terrance	9-2	110	12.2	16-31	.516	0-0	.000	10-20	.500	14	15	29	3.2	15	0	6	9	12	10	42	4.7
12	ALIE-COX,Mo	12-3	166	13.8	15-30	.500	1-1	1.000	18-29	.621	19	27	46	3.8	21	0	5	4	19	5	49	4.1
23	GUEST,Jarred	12-0	120	10.0	12-33	.364	2-3	.667	2-5	.400	23	16	39	3.3	18	0	2	5	0	4	28	2.3
05	BROOKS,Doug	10-0	39	3.9	5-16	.313	2-8	.250	5-6	.833	6	2	8	0.8	8	0	1	0	1	1	17	1.7
00	LYLES,Jairus	10-0	30	3.0	0-9	.000	0-4	.000	7-10	.700	0	2	2	0.2	7	0	2	2	0	2	7	0.7
14	BURSTON,Torey	9-0	10	1.1	0-3	.000	0-0	.000	1-4	.250	0	1	1	0.1	2	0	1	1	0	0	1	0.1
40	BURK,Emerson	7-0	3	0.4	0-0	.000	0-0	.000	0-0	.000	1	1	2	0.3	0	0	0	0	1	0	0	0.0
Team											14	6	20					1				
Total.....		12	2425		314-735	.427	90-250	.360	218-322	.677	186	296	482	40.2	230	1	171	145	62	148	936	78.0
Opponents.....		12	2425		264-661	.399	53-205	.259	154-229	.672	137	291	428	35.7	267	-	126	223	41	77	735	61.2

# #AWAY FROM SIEGEL

RECORD:	OVERALL	HOME	AWAY	NEUTRAL
ALL GAMES	7-4	0-0	4-2	3-2
CONFERENCE	2-1	0-0	2-1	0-0
NON-CONFERENCE	5-3	0-0	2-1	3-2

#	Player	gp-gs	min	avg	Total		3-Point		F-Throw		Rebounds				pf	dq	a	to	blk	stl	pts	avg
					fg-fga	fg%	3fg-fga	3fg%	ft-fa	ft%	off	def	tot	avg								
21	GRAHAM,Treveen	11-10	328	29.8	61-148	.412	16-59	.271	41-60	.683	20	54	74	6.7	32	2	17	24	3	14	179	16.3
15	REDDIC,Juvonte	11-11	305	27.7	56-108	.519	1-4	.250	29-43	.674	37	47	84	7.6	29	1	11	15	10	16	142	12.9
32	JOHNSON,Melvin	11-1	246	22.4	43-106	.406	23-57	.404	12-16	.750	3	14	17	1.5	20	0	11	16	1	8	121	11.0
02	WEBER,Briante	11-11	338	30.7	36-81	.444	3-13	.231	36-45	.800	10	33	43	3.9	27	0	40	15	0	34	111	10.1
11	BRANDENBERG,Rob	11-11	308	28.0	37-97	.381	18-51	.353	15-20	.750	5	19	24	2.2	18	1	20	14	1	17	107	9.7
20	BURGESS,Jordan	8-6	180	22.5	19-54	.352	11-27	.407	7-12	.583	7	12	19	2.4	23	0	7	14	1	7	56	7.0
01	LEWIS,JeQuan	11-0	165	15.0	20-43	.465	8-19	.421	7-7	1.000	2	5	7	0.6	18	0	21	13	0	13	55	5.0
04	SHANNON,Terrance	8-4	91	11.4	6-18	.333	0-1	.000	4-13	.308	6	8	14	1.8	18	0	0	4	2	6	16	2.0
05	BROOKS,Doug	6-0	21	3.5	4-15	.267	4-13	.308	0-0	.000	1	5	6	1.0	2	0	0	0	1	1	12	2.0
12	ALIE-COX,Mo	11-1	160	14.5	7-19	.368	0-0	.000	3-9	.333	21	13	34	3.1	27	0	3	8	12	2	17	1.5
23	GUEST,Jarred	11-0	92	8.4	3-13	.231	0-1	.000	0-0	.000	6	6	12	1.1	12	0	1	9	5	5	6	0.5
14	BURSTON,Torey	3-0	2	0.7	0-1	.000	0-0	.000	0-0	.000	0	0	0	0.0	0	0	0	0	0	0	0	0.0
00	LYLES,Jairus	7-0	13	1.9	0-8	.000	0-3	.000	0-0	.000	0	0	0	0.0	1	0	0	0	0	1	0	0.0
40	BURK,Emerson	2-0	1	0.5	0-0	.000	0-0	.000	0-0	.000	0	0	0	0.0	0	0	0	0	0	0	0	0.0
Team											25	10	35					2				
Total.....		11	2250		292-711	.411	84-248	.339	154-225	.684	143	226	369	33.5	227	4	131	134	36	124	822	74.7
Opponents.....		11	2250		262-554	.473	60-171	.351	186-279	.667	114	316	430	39.1	210	-	125	222	53	58	770	70.0

# TV/RADIO CHART

	<b>0 Jairus LYLES</b> Fr. • Guard • Washington, D.C. (DeMatha)				<ul style="list-style-type: none"> <li>Lightning quick guard out of DC powerhouse DeMatha</li> <li>Averaged double-figures in each of his final two seasons with the Stags</li> <li>Praised for his knack to get into the lanes and create plays for his teammates</li> <li>Recruiting experts have called him a ideal fit for HAVOC because of his defensive ability and quickness</li> <li>Chose VCU after drawing interest from Oklahoma State, Penn State, Virginia Tech and others</li> </ul>	<b>POINTS</b> 3 vs. Rhode Island (2/6/14) <b>REBOUNDS</b> 1 (2x) last time vs. Rhode Island (2/6/14) <b>ASSISTS</b> 1 (2x) last time vs. Rhode Island (2/6/14)
	PPG	0.4	FG%	.000		<b>LAST GAME:</b> 3 PTS, 1 STL in 7 MINS
	RPG	0.1	FT%	.700		
	APG	0.1	3PT%	.000		
	<b>1 JeQuan LEWIS</b> Fr. • Guard • Dickson, Tenn. (Dickson County)				<ul style="list-style-type: none"> <li>Consensus three-star guard out of Dickson, Tenn.</li> <li>Set Tennessee state record with 50 points in win over Grandview High School during senior year</li> <li>Praised for ability to change speeds and create plays on both ends of the floor</li> <li>Also was the star quarterback for Dickson</li> <li>Chose VCU after drawing interest from Georgia, Wichita State, Northern Iowa, Alabama and others</li> </ul>	<b>POINTS</b> 16 vs. Wofford (12/17/13) <b>REBOUNDS</b> 4 vs. Winthrop (11/16/13) <b>ASSISTS</b> 6 vs. Virginia Tech (12/21/13)
	PPG	6.5	FG%	.457		<b>LAST GAME:</b> 8 PTS, 3 REBS, 3 ASTS in 16 MINS
	RPG	1.0	FT%	.875		
	APG	1.9	3PT%	.375		
	<b>2 Briante WEBER</b> Jr. • Guard • Chesapeake, Va. (Great Bridge)				<ul style="list-style-type: none"> <li>2013-14 Atlantic 10 Preseason All-Defensive Team</li> <li>Earned invite to Chris Paul's Elite Guard Academy in August, along with teammate Treveon Graham</li> <li>Set VCU's program record with 48.5" vertical leap last summer</li> <li>Coach Smart calls Weber the most energetic person he's ever met</li> <li>Has led the country in steal percentage each of the past two seasons</li> </ul>	<b>POINTS</b> 22 vs. Georgetown (11/24/13) <b>REBOUNDS</b> 9 vs. Old Dominion (12/7/12) <b>ASSISTS</b> 10 vs. Old Dominion (12/7/12)
	PPG	9.4	SPG	3.7		<b>LAST GAME:</b> 5 PTS, 5 REBS, 1 STL in 23 MINS
	RPG	3.7	FG%	.457		
	APG	4.0	FT%	.814		
	<b>4 Terrance SHANNON</b> R-Sr. • Forward • Forsyth, Ga. Mary Persons (FSU)				<ul style="list-style-type: none"> <li>Transferred to VCU after graduating from Florida State with degree in interdisciplinary studies in May, currently pursuing Master's in Homeland Security</li> <li>Played five minutes in FSU's Sweet 16 loss to VCU during the 2011 Final Four Run</li> <li>Battled injuries throughout his FSU career, including earning a medical redshirt in 2012 after playing only seven games due to a shoulder injury</li> <li>Was FSU's third-leading scorer last year before suffering a neck injury during a game at UVA</li> </ul>	<b>POINTS</b> 16 vs. Tulsa (12/29/12) <b>REBOUNDS</b> 12 vs. Jacksonville (11/11/11) <b>ASSISTS</b> 4 (2x) vs. La. Tech (3/19/13)
	PPG	3.4	FG%	.449		<b>LAST GAME:</b> 3 BLKS, 2 STLs in 7 MINS
	RPG	2.5	FT%	.424		
	BPG	0.8	3PT%	.000		
	<b>5 Doug BROOKS</b> Fr. • Guard • Lake Wales, Fla. (Lake Wales)				<ul style="list-style-type: none"> <li>Spring signee that was consensus three-star guard out of Lake Wales</li> <li>ESPN.com's Dave Telep called him "One of the Top 10 Under the Radar Signees" of the spring</li> <li>Helped his Lake Wales squad to 22-8 record and #1 ranking in the state of Florida during his senior season</li> <li>Non-stop motor on both the offensive and defensive sides of the floor</li> <li>Chose VCU after drawing interest from South Carolina, South Florida, Arkansas and others</li> </ul>	<b>POINTS</b> 6 vs. Virginia Tech (12/21/13) <b>REBOUNDS</b> 2 (4x), last time vs. Virginia Tech (12/21/13) <b>ASSISTS</b> 1 vs. Illinois State (11/8/13)
	PPG	1.8	FG%	.290		<b>LAST GAME:</b> 3 PTS in 4 MINS
	RPG	0.9	FT%	.833		
	APG	0.1	3PT%	.286		
	<b>11 Rob BRANDENBERG</b> Sr. • Guard • Cincinnati, Ohio (Lincoln)				<ul style="list-style-type: none"> <li>VCU has won 24 of the past 26 games in which he has scored 11 pts or more</li> <li>One of two players left from VCU's 2011 Final Four team along with Juvonte Reddic</li> <li>Went on 10-day European trip with Global Sports Academy this summer</li> <li>Coach Smart and several players have touted Brandenburg as the player who had the best summer of anyone on VCU's roster</li> <li>Graduated in early December with bachelor's degree, already in enrolled in Master's classes for the spring</li> </ul>	<b>POINTS</b> 23 vs. Georgia State (1/19/11) <b>REBOUNDS</b> 6 (5x) vs. Duquesne (1/19/13) <b>ASSISTS</b> 5 (2x) last time vs. Northeastern (11/29/13)
	PPG	9.4	FG%	.385		<b>LAST GAME:</b> 3 PTS, 2 REBS, 3 BLKS in 24 MINS
	RPG	1.9	FT%	.771		
	APG	1.8	3PT%	.351		
	<b>12 Mo ALIE-COX</b> R-Fr. • Forward • Fairfax, Va. (Middleburg Academy)				<ul style="list-style-type: none"> <li>Sat out the 2012-13 season after being ruled a partial qualifier by the NCAA. He was recognized with the "Black History in the Making" award by the Criminal Justice department</li> <li>Brings a 7-1 wingspan to VCU's front court along with imposing frame</li> <li>Game has been compared to Charles Barkley and DeJuan Blair</li> <li>Listed as top-10 recruit in Virginia coming out of Middleburg High School</li> </ul>	<b>POINTS</b> 10 vs. Winthrop (11/16/13) <b>REBOUNDS</b> 7 vs. Virginia Tech (12/21/13) <b>ASSISTS</b> 1 vs. 2x, last time vs. Virginia Tech (12/21/13)
	PPG	2.9	FG%	.449		<b>LAST GAME:</b> 8 PTS, 4 REBS, 1 BLK in 18 MINS
	RPG	3.5	FT%	.553		
	BPG	1.4	3PT%	1.000		
	<b>14 Torey BURSTON</b> R-Fr. • Guard • Richmond, Va. (Trinity Episcopal)				<ul style="list-style-type: none"> <li>Walk-on that joined the Rams mid-way through the 2012-13 season; redshirted last year</li> <li>Hard-working, quick, strong who is praised for work ethic</li> <li>Averaged 9.5 points, 4.5 rebounds and 3.6 assists per game as senior at Trinity</li> <li>Comes to Rams from nearby Trinity Episcopal where he was a two-sport athlete (football)</li> <li>On the football field, Burston averaged over 65 yards per game and scored eight touchdowns as a senior</li> </ul>	<b>POINTS</b> xx vs. xxxxx (x/x) <b>REBOUNDS</b> 1 vs. Old Dominion (12/8/13) <b>ASSISTS</b> xx vs. xxxxx (x/x)
	PPG	0.1	FG%	.000		<b>LAST GAME:</b> 1 MIN
	RPG	0.1	FT%	.250		
	APG	0.1	3PT%	---		
	<b>15 Juvonte REDDIC</b> Sr. • Forward • Winston-Salem, N.C. (Quality Education Academy)				<ul style="list-style-type: none"> <li>Named to Wooden Award Top 50</li> <li>2013-14 Atlantic 10 Preseason First Team</li> <li>Earned invite to Nike Big Man Skills Academy and LeBron James Skills Academy this summer</li> <li>Enters this year as a late-first/early second round NBA Draft projection by numerous draft experts</li> <li>Since arriving on campus in the summer of 2010, Reddic has put on over 40 pounds</li> </ul>	<b>POINTS</b> 28 vs. William & Mary (1/19/12) <b>REBOUNDS</b> 17 vs. Saint Joseph's (1/17/13) <b>ASSISTS</b> 4 vs. Towson (2/8/12)
	PPG	12.3	FG%	.531		<b>LAST GAME:</b> 14 PTS, 11 REBS in 22 MINS
	RPG	8.4	FT%	.534		
	BPG	1.1	3PT%	.333		
	<b>20 Jordan BURGESS</b> R-Fr. • Guard • Midlothian, Va. (Benedictine)				<ul style="list-style-type: none"> <li>Sat out the 2012-13 season after being ruled a partial qualifier by the NCAA. He earned AD's Honor Roll (3.0 and above) in both semesters last year</li> <li>Coach Smart has said that Burgess would have been the toughest guy on last year's roster</li> <li>Listed as top-100 and #4 recruit in Virginia coming out of Benedictine High School</li> <li>Younger brother of VCU great, Bradford Burgess, who is currently playing in Belgium</li> </ul>	<b>POINTS</b> 18 vs. Northern Iowa (12/14/13) <b>REBOUNDS</b> 7 vs. Fordham (1/29/14) <b>ASSISTS</b> 3 (2x) last time vs. Fordham (1/29/14)
	PPG	6.0	FG%	.333		<b>LAST GAME:</b> 11 PTS, 1 REB, 1 STL in 20 MINS
	RPG	2.8	FT%	.750		
	APG	1.1	3PT%	.395		
	<b>21 Treveon GRAHAM</b> Jr. • Guard • Temple Hills, Md. (St. Mary's Ryken)				<ul style="list-style-type: none"> <li>2013-14 Atlantic 10 Preseason First Team</li> <li>Spent nearly a month this summer with the USA Basketball University Games squad, including two weeks at the World University Games in Kazan, Russia. He averaged 9.4 points and 6.8 rebounds per game for the US.</li> <li>Earned invite to Chris Paul's Elite Guard Academy in August, along with teammate Briante Weber</li> <li>Nicknamed the "Freight Train"</li> </ul>	<b>POINTS</b> 34 at La Salle (1/25/14) <b>REBOUNDS</b> 12 (3x) last at La Salle (1/25/14) <b>ASSISTS</b> 5 (3x) vs. Old Dominion (12/8/13)
	PPG	15.3	FG%	.431		<b>LAST GAME:</b> 10 PTS, 6 REBS, 3 STLs in 22 MINS
	RPG	6.7	FT%	.702		
	APG	1.8	3PT%	.324		
	<b>23 Jarred GUEST</b> Jr. • Forward • Columbia, S.C. (Charis Prep)				<ul style="list-style-type: none"> <li>Dislocated right ankle in late August, returned to full practice in late October</li> <li>Went on 10-day European trip with Global Sports Academy this summer, team was coached by Cal (Pa.) Head Coach Bill Brown</li> <li>Coaching staff praises Guest for rebounding ability, called the best rebounder in nearly every practice</li> <li>Lanky, athletic forward perfect for the top of VCU's press, known as the "mad man" position</li> </ul>	<b>POINTS</b> 17 vs. Stetson (11/28/12) <b>REBOUNDS</b> 10 vs. Stetson (11/28/12) <b>ASSISTS</b> 2 vs. Fordham (2/2/13)
	PPG	1.5	FG%	.326		<b>LAST GAME:</b> 2 PTS, 5 REBS in 15 MINS
	RPG	2.2	FT%	.400		
	SPG	0.4	3PT%	.500		
	<b>25 Antravious Simmons</b> Fr. • Forward • Miami, Fla. (South Miami)				<ul style="list-style-type: none"> <li>Consensus three-star big man out of Miami</li> <li>Rated in top-25 centers in the class of 2013 by ESPN.com</li> <li>Started high school as two-sport athlete (football) with a 6-9, 290-pound frame, dropped over 40 pounds to focus on basketball</li> <li>Chose VCU after drawing interest from Alabama, Georgia, Kansas State, Miami and others</li> </ul>	<b>POINTS</b> xx vs. xxxxx (x/x) <b>REBOUNDS</b> xx vs. xxxxx (x/x) <b>ASSISTS</b> xx vs. xxxxx (x/x)
	PPG	---	FG%	---		<b>LAST GAME:</b> N/A
	RPG	---	FT%	---		
	APG	---	3PT%	---		
	<b>32 Melvin JOHNSON</b> So. • Guard • Bronx, N.Y. (St. Benedict's Prep - N.J.)				<ul style="list-style-type: none"> <li>2012-13 Atlantic 10 All-Rookie Team</li> <li>CBS Sports Network's Jon Rothstein calls him "The Microwave" for his ability to heat up and score in bunches</li> <li>His patented mid-range floater earned the adoration of Rams fans and was nicknamed "The Melvin" by Johnson himself</li> <li>Wears #32 because of Magic Johnson</li> </ul>	<b>POINTS</b> 27 vs. Virginia Tech (12/21/13) <b>REBOUNDS</b> 9 vs. East Tennessee State (1/2/13) <b>ASSISTS</b> 5 vs. Western Kentucky (12/18/12)
	PPG	10.1	FG%	.397		<b>LAST GAME:</b> 1 PT, 2 REB, 2 STLs in 21 MINS
	RPG	2.1	FT%	.767		
	APG	1.0	3PT%	.396		
	<b>40 Emerson BURK</b> Fr. • Forward • Chesapeake, Va. (Great Bridge)				<ul style="list-style-type: none"> <li>Walk-on who joined the Rams this summer after spending last year at Fork Union Military Academy</li> <li>Big frame that adds valuable depth to VCU's frontcourt</li> <li>Played high school ball with current VCU teammate Briante Weber at Great Bridge</li> <li>Praised for his touch around the basket and rebounding ability</li> <li>Averaged 10 points and seven rebounds per game during senior year at Great Bridge</li> </ul>	<b>POINTS</b> xx vs. xxxxx (x/x) <b>REBOUNDS</b> 2 vs. Stony Brook (1/3/14) <b>ASSISTS</b> xx vs. xxxxx (x/x)
	PPG	---	FG%	---		<b>LAST GAME:</b> DNP
	RPG	0.2	FT%	---		
	APG	---	3PT%	---		