SAINT JOSEPH'S UNIVERSITY HAWKS 2013-14 MEN'S BASKETBALL #THWND

SAINT JOSEPH'S HAWKS (18-7; 9-3 A-10)

vs.

FORDHAM RAMS (9-15; 2-9 A-10)

Game #26 • February 22, 2014 • 2 p.m.
Hagan Arena • Philadelphia, Pa.

GAME DAY

ARENA	Michael J. Hagan '85 Arena (4,200)
TELEVISION	None
RADIO	CBS SportsRadio 610 - Matt Martucci, Joe Lunardi
AUDIO STREAMING	SJUHawks.com
VIDEO STREAMING	Atlantic10.com
SJU STREAK	3 wins
SERIES RECORD	SJU leads 30-16
HAWKS' NEXT GAME	Feb. 25 vs. Dayton, 7 p.m., TCN

GAME STORIES

• Saint Joseph's came from 10 points down to defeat Rhode Island, 57-54. **Ronald Roberts, Jr.** had 18 points while **Halil Kanacevic** and **DeAndre' Bembry** had 12 apiece.
• Saint Joseph's has posted a 14-3 record since a loss to Villanova on Dec. 7 and has won three in a row and five of the last six.
• **Phil Martelli** coached his 600th career game against Rhode Island; today will be his 300th Atlantic 10 game.
• Saint Joseph's current RPI is 43rd and is the sixth best in the Atlantic 10.
• The Hawks' 18-7 record is the highest winning percentage through 25 games since the 2003-04 team was 25-0. Saint Joseph's 9-3 A-10 record is the best since 2007-08, which is the last time SJU reached the NCAA Tournament.
• Today's matchup between Saint Joseph's and Fordham is part of the nationwide Jesuit Basketball Spotlight project, using Jesuit basketball to raise awareness of Jesuit education. (more on pg. 11)

JESUIT BASKETBALL SPOTLIGHT

2013-14 SCHEDULE

NOVEMBER		
Sat. 9	at Vermont	W 74-64
Wed. 13	MARIST	W 81-62
Sat. 16	CREIGHTON (SNY, TCN)	L 79-83
Thu. 28	vs. LSU % (ESPN2)	L 65-82
Fri. 29	vs. Siena % (ESPNU)	W 78-66
DECEMBER		
Sun. 1	vs. Washington St. % (ESPNU)	W 72-67
Wed. 4	at Temple (ESPNews) +	L 69-77
Sat. 7	#14/19 VILLANOVA (CBSSN) +	L 68-98
Wed. 18	DREXEL (TCN)	W 75-55
Sat. 21	at Loyola-Md.	W 88-77
Sun. 29	BOSTON UNIVERSITY	W 73-67
Tue. 31	BINGHAMTON	W 71-44
JANUARY		
Sat. 4	DENVER	W 53-52
Wed. 8	at #19/19 Massachusetts (SNY, TCN)	L 62-66
Sat. 11	at George Mason (CBSSN)	W 84-80
Wed. 15	DUQUESNE	W 84-75
Sat. 18	at Penn (Palestra) +	W 85-68
Wed. 22	RHODE ISLAND (TCN, OSN)	W 61-57
Sat. 25	at Richmond (NBCSN)	L 62-77
Wed. 29	at Dayton (TCN)	W 60-57
FEBRUARY		
Sat. 1	#21/19 MASSACHUSETTS (CBSSN)	W 73-68
Wed. 5	#13/15 SAINT LOUIS (SNY, TCN)	L 49-65
Sat. 8	VCU (CBSSN)	W 69-62
Sat. 15	at La Salle (ESPNU)	W 75-64
Wed. 19	at Rhode Island (CSN, OSN)	W 57-54
Sat. 22	FORDHAM	2 p.m.
Tue. 25	DAYTON (CBSSN)	7 p.m.
MARCH		
Sat. 1	at St. Bonaventure (NBCSN)	3 p.m.
Wed. 5	at George Washington (SNY, CSN)	9 p.m.
Sun. 9	LA SALLE (CBSSN) +	4 p.m.
Wed. 12	Atlantic 10 Opening Round #	
Thu. 13	Atlantic 10 First Round #	
Fri. 14	Atlantic 10 Quarterfinals #	
Sat. 15	Atlantic 10 Semifinals #	
Sun. 16	Atlantic 10 Championship #	1 p.m.

Home games in CAPS at Hagan Arena
& Old Spice Classic (Orlando, Fla.)
+ Big 5 game
# Barclays Center (Brooklyn, N.Y.)

HAWKS' PERSONNEL

2013-14 Stats

PROBABLE STARTERS	**PPG**	**RPG**	**APG**	**MPG**	**Notes**
F- #13 Ronald Roberts	14.3	7.1	1.2	32.3	Team-high 18 pts, 9 rebs at URI
F- #45 Halil Kanacevic	10.9	8.6	4.5	32.2	Had 12 pts, 9 rebs vs. URI
F- #43 DeAndre' Bembry	11.4	4.5	2.3	31.6	Scored 12 pts in URI win
G- #10 Langston Galloway	16.2	4.5	1.3	35.2	Big 5 Player of the Week
G- #24 Chris Wilson	9.3	3.4	2.8	32.5	Netted 10 pts vs. La Salle
OFF THE BENCH					
F- #32 Papa Ndao	3.0	1.6	0.6	12.2	Hit a crucial three late at Rhode Island
F- #15 Isaiah Miles	3.0	1.6	0.2	9.4	Has seen action in 21 games
F- #11 Daryus Quarles	2.9	1.2	0.4	12.8	Season-high 9 pts vs. Duquesne
G- #0 Evan Maschmeyer	1.3	0.5	0.4	5.9	Has seen action in 19 games
F- #34 Javon Baumann	1.9	2.1	0.2	6.9	Career-highs of 8 pts, 5 rebs vs. Duquesne
G- #41 Colin Kelly	0.4	0.4	0.0	2.2	Scored first career points vs. Duquesne
F- #20 Brendan Casper	0.8	0.2	0.2	2.3	Walk-on who has played in 5 games
F- #25 Eric Kindler	0.0	1.0	0.2	2.3	Has seen limited action in 4 games
INJURED					
G- #22 Kyle Molock	0.3	0.0	0.1	3.1	Out for the season after knee surgery

MEDIA INFORMATION

Basketball SID:	Marie Wozniak
Office Phone:	610-660-1727
Cell Phone:	610-999-3634
Email:	mwozniak@sju.edu
Fax:	610-660-1724
Press Row Phone:	610-660-2599

www.SJUHawks.com
@SJUHawks
@SJUHawks_MBB

HAWKS' ROSTER

NO.	NAME	CL	POS	HT	WT	HOMETOWN	HIGH SCHOOL
0	Evan Maschmeyer	Jr.	G	6-3	200	Jeffersonville, Ind.	Jeffersonville
10	Langston Galloway	Sr.	G	6-2	202	Baton Rouge, La.	Christian Life Academy
11	Daryus Quarles	Sr.	F	6-6	186	Paulsboro, N.J.	Paulsboro
13	Ronald Roberts, Jr.	Sr.	F	6-8	225	Bayonne, N.J.	Saint Peter's Prep
15	Isaiah Miles	So.	F	6-7	223	Owings Mills, Md.	Milford Mill
20	Brendan Casper	Fr.	F	6-6	215	Audubon, Pa.	Methacton
22	Kyle Molock	R-Fr.	G	6-2	192	Dublin, Ohio	Dublin Coffman
24	Chris Wilson	Jr.	G	6-3	210	Fayetteville, N.C.	Terry Sanford
25	Eric Kindler	Jr.	F	6-5	223	Mechanicsburg, Pa.	Trinity
32	Papa Ndao	Jr.	F	6-8	225	Dakar, Senegal	Montverde Academy (Fla.)
34	Javon Baumann	R-Fr.	F	6-8	257	Solms, Germany	Theodore Huess School
41	Colin Kelly	Sr.	F	6-5	205	West Deptford, N.J.	Gloucester Catholic
43	DeAndre' Bembry	Fr.	F	6-6	200	Charlotte, N.C.	The Patrick School (N.J.)
45	Halil Kanacevic	Sr.	F	6-8	255	Staten Island, N.Y.	Curtis
Redshirting season							
40	Jai Williams	Fr.	F	6-9	275	Philadelphia, Pa.	PET Charter
Sitting out via NCAA transfer rule							
2	Aaron Brown	Jr.	G	6-5	220	Darby, Pa.	Penn Wood (West Va.)

Head Coach: Phil Martelli (Widener '76) - 19th year
Assistant Coaches: Mark Bass (Saint Joseph's '95) - 15th year; David Duda (Spring Garden '88) - 8th year; Geoff Arnold (Saint Joseph's '86) - 6th year
Director of Basketball Operations: Rob Sullivan (Saint Joseph's '06)
Athletic Trainer: Bill Lukasiewicz (Springfield '88)

PRONUNCIATION GUIDE

Javon Baumann . . .ja-VON BOW (like now)-min
Halil Kanacevic . . .huh-LILL CAN-uh-SEV-ick
(Evan) Maschmeyer . . . . . .MASH-my-err
(Kyle) Molock . . . . . .MOE-lock
(Papa) Ndao . . . . . .NOW
(Daryus) Quarles . . . . . .darius quarrels
(Bill) Lukasiewicz . . . . . .Lu-KAZ-uh-WITZ

BROADCAST SCHEDULE

Date	Opponent	EST	TV	Radio	Video
Nov. 9	at Vermont	7:00 p.m.		610 WIP	UVM
Nov. 13	MARIST	7:00 p.m.		610 WIP	SJU
Nov. 16	CREIGHTON	7:00 p.m.	SNY, TCN	610 WIP	
	Old Spice Classic (Orlando, Fla.)				
Nov. 28	vs. LSU	8:30 p.m.	ESPN2	610 WIP	
Nov. 29	vs. Siena	8:00 p.m.	ESPNU	1210 WPHT	
Dec. 1	vs. Washington St.	Noon	ESPNU	610 WIP	
Dec. 4	at Temple	8:00 p.m.	ESPNews	610 WIP	
Dec. 7	VILLANOVA	6:00 p.m.	CBSSN	610 WIP	
Dec. 18	DREXEL	7:00 p.m.	TCN	610 WIP	
Dec. 21	at Loyola-Md.	3:00 p.m.		610 WIP	Loyola
Dec. 29	BOSTON UNIVERSITY	4:00 p.m.		610 WIP	SJU
Dec. 31	BINGHAMTON	2:00 p.m.		610 WIP	SJU
Jan. 4	DENVER	2:00 p.m.		610 WIP	SJU
Jan. 8	at Massachusetts	7:00 p.m.	SNY, TCN	610 WIP	CI
Jan. 11	at George Mason	8:00 p.m.	CBSSN	610 WIP	
Jan. 15	DUQUESNE	7:00 p.m.		610 WIP	SJU
Jan. 18	at Penn (Palestra)	7:00 p.m.		610 WIP	SJU
Jan. 22	RHODE ISLAND	7:00 p.m.	TCN, OSN	610 WIP	SJU
Jan. 25	at Richmond	4:00 p.m.	NBCSN	610 WIP	
Jan. 29	at Dayton	7:00 p.m.	TCN, WHIO	610 WIP	SJU
Feb. 1	MASSACHUSETTS	6:00 p.m.	CBSSN	610 WIP	
Feb. 5	SAINT LOUIS	7:00 p.m.	SNY, TCN	610 WIP	CI
Feb. 8	VCU	8:00 p.m.	CBSSN	610 WIP	
Feb. 15	at La Salle	11:00 a.m.	ESPNU	610 WIP	
Feb. 19	at Rhode Island	7:00 p.m.	CSN, OSN	610 WIP	
Feb. 22	FORDHAM	2:00 p.m.		610 WIP	SJU
Feb. 25	DAYTON	7:00 p.m.	CBSSN	610 WIP	
March 1	at St. Bonaventure	3:00 p.m.	NBCSN	610 WIP	
March 5	at George Washington	9:00 p.m.	SNY, CSN+	610 WIP	CI
March 9	LA SALLE	4:00 p.m.	CBSSN	610 WIP	
March 12-	Atlantic 10 Championship			610 WIP	
March 16	(Barclays Center, Brooklyn, N.Y.)				

All broadcasts on CBS Sports Radio 610 and audio streaming on SJUHawks.com

CBSSN= CBS Sports Network; NBCSN= NBC Sports Network; SNY= SportsNet NY; TCN= The Comcast Network; CSN= Comcast SportsNet; CSN+= Comcast SportsNet (Pa.) and Comcast SportsNet Mid-Atlantic; OSN= Ocean State Networks

Video= school's website for streaming or CI for CampusInsiders.com

SERIES HISTORY

SAINT JOSEPH'S vs. FORDHAM

All-Time Series: SJU 30-16
SJU Streak: 8 wins
First Meeting: 1919, SJU 36-22
Last Meeting: 3/2/13, SJU 82-56
Last SJU Win: 3/2/13, 82-56
Last FOR Win: 1/17/07, 56-55 OT
Coach Martelli vs. Fordham: 27-3

Last 5 Games

3/2/13	W	82-56	H
1/30/13	W	66-62	A
1/11/12	W	80-62	H
2/13/11	W	76-70	A
1/9/10	W	82-69	H

The Hawks have won eight in a row against Fordham, and 19 of the last 20... The lone loss during that 11-season span came on Jan. 17, 2007 in the Bronx, a 56-55 overtime defeat... The teams met twice last season.

STATISTICAL COMPARISON

	Saint Joseph's	Fordham
Overall Record	18-7	9-15
Conference Record	9-3	2-9
Home Record	9-3	7-5
Away Record	7-3	2-10
Neutral Record	2-1	0-0
Points per Game	70.7	72.8
Opponent Points per Game	67.5	78.4
Field Goal Pct.	.463	.398
Opponent Field Goal Pct.	.429	.458
3-Pt. Field Goals Made per Game	7.0	7.4
3-Pt. Field Goal Pct.	.376	.315
Opponent 3-Pt. Field Goal Pct.	.345	.332
Free Throws Made per Game	14.6	16.0
Free Throw Pct.	.635	.735
Rebounds per Game	35.9	37.3
Opponent Rebounds per Game	32.5	38.5
Assists per Game	13.6	12.5
Turnovers per Game	12.5	11.9
Opponent Turnovers per Game	10.8	12.3
Blocks per Game	4.5	3.5



PHIL MARTELLI
Head Coach

Now in his 19th season as Saint Joseph's University head coach, **Phil Martelli** has built a program that is consistently one of the top in the conference, a perennial post-season participant and a key player on the national scene, while earning his place among the top coaches in the school's storied history. He has worked 29 years overall at SJU, including 10 seasons as an assistant coach.

Martelli is the Hawks' all-time leader in career victories with a mark of 356-244. He set the record with the victory over Morgan State on December 28, 2011, breaking the mark held by Bill Ferguson (309). Setting the school record for wins in a season (30) in 2004, Martelli has guided SJU to 20 or more victories seven times in the past 18 seasons, which is the most for any Hawks coach.

Martelli is the dean of Atlantic 10 coaches as the longest tenured coach currently in the league. He also ranks second all-time in the league in overall career victories, and with a 175-124 mark in Atlantic 10 play, owns the most conference wins for any active coach.

One of the more respected coaches in the game, he is currently the President of the NABC's Board of Directors and is a member of the NCAA Division I Men's Basketball Ethics Coalition.

The 2012-13 season saw an experienced Saint Joseph's squad reach the Atlantic 10 Quarterfinals and earn a second consecutive NIT bid, for the 11th postseason berth in Martelli's career. Among the highlights of the season was a win over nationally-ranked Notre Dame in the Coaches vs. Cancer Classic, a victory over local rival Temple and two wins over conference foe Xavier.

In 2011-12, Martelli and the Hawks became one of nine teams in the nation to win 20 games after losing 20 the previous season, and also returned to the postseason with an NIT bid. Saint Joseph's boasted a young and exciting squad, and one of the most balanced in school history, as five different players received Atlantic 10 honors, the most ever for the Hawks. SJU also scored two wins over Top 25 teams (Creighton and Temple) and Martelli became SJU's all-time leader in victories.

In 2010-11, Martelli guided the youngest squad in his career, which included three freshman starters. The Hawks made an exciting late-season run, earning a berth in the A-10 Tournament with a win in the final regular-season game, and won two games in the tourney to reach the semifinals. He reached two milestones with his 300th career victory (March 11) and his 150th conference win (March 5), while also coaching his 500th game and 250th A-10 contest.

Martelli faced a challenge in 2009-10 with a young and inexperienced squad that went 11-20, coming off a 2008-09 season that saw the Hawks go 17-15 for his ninth consecutive winning season. Among the highlights of '08-09 was Ahmad Nivins earning AP Honorable Mention All-America honors and becoming the third Hawk in six years to garner the Atlantic 10's Player of the Year Award. Nivins was also chosen by the Dallas Mavericks in the 2009 NBA Draft, becoming the third player coached by Martelli to be drafted.

The 2007-08 Hawks reached the Atlantic 10 Championship game for the third time in four years and earned the program's 19th bid to the NCAA Tournament, and Martelli's fifth. The 11th-seeded Hawks fell to sixth-seeded Oklahoma in the NCAA First Round, while ending the year at 21-13.

Martelli has been at his best when it counts the most as his 17 postseason wins (6 NCAA, 11 NIT) are the most in school history, ahead of Ramsay's 12. Martelli ranks first among Hawk coaches with a .608 postseason winning percentage (17-11) and has taken SJU to the postseason in nine of the last 13 years, and 11 times in his 18 seasons.

Martelli turned in another top-notch coaching performance in 2005-06, as the Hawks went from a 10-12 record to win eight consecutive games to reach the Atlantic 10 championship game for the second year in a row. SJU was rewarded with its sixth consecutive postseason bid, but saw the season come to an end in the NIT Second Round.

In 2004-05, Martelli turned in perhaps a more remarkable coaching job than in 2003-04 when he was the consensus National Coach of the Year. Faced with the loss of two NBA first-round draft picks, the 2004-05 Hawks struggled early on, but Martelli guided SJU to 21 wins in the calendar year of 2005 to finish 24-12. Saint Joseph's posted the conference's best record (14-2), won its fifth straight regular-season title to tie the league record, earned the A-10's top seed and reached the title game. He was named the Atlantic 10 Coach of the Year for the second straight season and the fourth time in his career. SJU made an exciting six-game run in the NIT, falling on a last-second shot in the championship game.

In 2003-04, Martelli guided a focused and unselfish squad that became the most compelling story in college basketball. The Hawks went undefeated in the regular season, reached the pinnacle as the top-ranked team in the nation and earned the school's first-ever number-one seed in the NCAA Tournament, while advancing to the Elite Eight. Jameer Nelson was the consensus National Player of the Year and with teammate Delonte West, were both first-round selections in the NBA Draft. SJU opened the season ranked 12th in the polls and moved up throughout the year, taking the top spot on March 8, 2004, for the first time ever, while finishing fifth in the polls, for SJU's highest final ranking since 1966.

Martelli joined with Nelson to sweep the national coach and player awards, marking one of the few times in history that the top player and coach were from the same school. In addition to the national awards, he was the Atlantic 10 Coach of the Year for the third time and a repeat winner of the Big 5 Coach of the Year.

He served as head coach of the 2005 USA Under-21 World Championship Team, which finished in fifth place finish at the FIBA U21 World Championships.

A 1976 graduate of Widener, Martelli began his career on Hawk Hill with SJU's 1985-86 NCAA Tournament team. After 10 years as an assistant at Saint Joseph's, Martelli was named the 14th coach in school history on July 20, 1995, and just the third non-alumnus to follow in the storied tradition of SJU coaches.

Martelli burst onto the scene in his first season (1995-96) and took the squad to the NIT championship game. He followed that in 1996-97 with the Atlantic 10 regular season and tournament titles, along with a berth in the NCAA Sweet 16.

Prior to his arrival at SJU, Martelli spent seven years as head basketball coach at Bishop Kenrick High School and had a stint as assistant coach at Widener, helping guide the Pioneers to the 1978 NCAA Division III Final Four.

As a point guard at Widener, he was part of the NCAA Tournament teams in 1975 and 1976, and set the school's single season and career assist marks.

Martelli and his wife, Judy, a former basketball player with the national champion Immaculata College teams in the 1970s, have three children - Phil, Jr., Jimmy and Elizabeth. Phil, Jr. is an assistant basketball coach at the University of Delaware while he and Elizabeth are both Saint Joseph's graduates. The Martelli's have four young grandchildren, Philip Stephen, and Marra, who are the children of Phil, Jr., and wife Meghan, and newborn twins Brynley and Avery, who are the children of Jimmy and wife Julie.

@PhilMartelliSJU

THE MARTELLI FILE

Career Record: 356-244 (19 years)
Atlantic 10 Record: 175-124
Postseason Record: 17-10 (overall); 6-5 (NCAA Tournament)

Birthdate: August 31, 1954
Hometown: Media, Pa.
Education: Widener University, 1976
Playing Career: Widener University, 1972-76
College Coaching Career: Head Coach, Saint Joseph's University, July 20, 1995 to present; Assistant Coach, Saint Joseph's, 1985-86 to 1994-95.
Family: Wife, Judy; children - Phil, Jr., Jimmy, Elizabeth; daughters-in-law Meghan and Julie; grandchildren Philip Stephen, Marra, Avery and Brynley

Honors: 2004 Consensus National Coach of the Year; Atlantic 10 Coach of the Year (2005, 2004, 2001, 1997); USBWA District Coach of the Year (2004, 1997); Philadelphia Big 5 Coach of the Year (2004, 1997, 1996); Honorary Doctorates - Widener University 2004, Cabrini College 2006, Immaculata University 2010.

MARTELLI YEAR-BY-YEAR (19 seasons)

	OVERALL			ATLANTIC 10			
YEAR	**W**	**L**	**PCT**	**W**	**L**	**PCT**	**POSTSEASON**
1995-96	19	13	.594	9	7	.562	NIT Runner-up
1996-97	26	7	.788	13	3	.812	NCAA Sweet 16
1997-98	11	17	.393	3	13	.187	
1998-99	12	18	.400	5	11	.312	
1999-00	13	16	.448	7	9	.437	
2000-01	26	7	.788	14	2	.875	NCAA 2nd Round
2001-02	19	12	.613	12	4	.750	NIT 2nd Round
2002-03	23	7	.767	12	4	.750	NCAA 1st Round
2003-04	30	2	.937	16	0	1.000	NCAA Elite Eight
2004-05	24	12	.667	14	2	.875	NIT Runner-up
2005-06	19	14	.575	9	7	.562	NIT 2nd Round
2006-07	18	14	.562	9	7	.562	
2007-08	21	13	.617	9	7	.562	NCAA 1st Round
2008-09	17	15	.530	9	7	.562	
2009-10	11	20	.343	5	11	.312	
2010-11	11	22	.333	4	12	.250	
2011-12	20	14	.589	9	7	.562	NIT 1st Round
2012-13	18	14	.562	8	8	.500	NIT 1st Round
2013-14	18	7	.720	9	3	.750	
Totals	**356**	**244**	**.593**	**175**	**124**	**.585**	**5 NCAA, 6 NIT**

LAST TIME OUT: Ronald Roberts, Jr., tallied 11 of his game-high 18 points in the second half to lead Saint Joseph's back from a 10-point deficit to defeat Rhode Island, 57-54, at the Ryan Center. **Halil Kanacevic** and **DeAndre' Bembry** chipped in with 12 points apiece, while Roberts and Kanacevic each corralled nine rebounds. Trailing 38-28 with 14:27 to go in the game, Saint Joseph's went on a 9-0 run that featured five points from Bembry. A pair of URI free throws at 10:55 to go pushed its lead back to three, but Roberts hit 1-of-2 from the line and then converted a layup to tie the game, 40-40, at the 9:57 mark. The teams traded baskets over the next five minutes, with the Hawks taking their first lead since the 12:06 mark of the first half on a three-pointer by **Langston Galloway** that made it a 46-44 game with 7:21 to go. With 5:17 to play, Roberts hit a pair from the line to put SJU ahead, 50-48, before **Papa Ndao** drained a three with 4:37 on the clock to give the Hawks their largest lead of the game. Rhode Island used a pair of free throws to get back within three, but Kanacevic hit a layup to restore the five-point margin at 55-50 with 3:20 left. A pair of URI baskets pulled them to 55-54 with 2:21 left. After missed three-pointers by both teams, Kanacevic pulled down a key offensive rebound with a minute to go; he then found a seam and coasted to the basket for a layup to make it a 57-54 lead with 34 seconds left. The Rams were able to get off a pair of shots, but a three-pointer in the final seconds was offline, and **Chris Wilson** picked up the rebound and dribbled out the clock to seal the win. Rhode Island held a 33-25 lead at halftime. Bembry scored seven of the Hawks' first nine in the contest, but was whistled for his second foul of the game with 15:27 to go in the frame and only played six minutes in the first half.

THE 600 CLUB: The win at Rhode Island was the 600th game of **Phil Martelli's** head coaching career. Martelli has posted a school-record 356 wins in 19 seasons at Saint Joseph's. Today's game will be his 300th Atlantic 10 contest coached.

A WIN TODAY... :

- would give the Hawks their most A-10 wins (10) since 2004-05 (14)
- would give the Hawks their most victories (19) since 2007-08 (21)

SHOOTING FOR 20: The Hawks are seeking their first 20-plus win season since 2007-08 when SJU went 21-13 and reached the NCAA Tournament. **Phil Martelli** has guided the Hawks to 20 wins seven times in his career.

COMEBACK KIDS: The Hawks fought back from a 10-point deficit at Rhode Island to score the 57-54 win. **Ronald Roberts** helped pace the win with 11 of his 18 points in the second half. Trailing by 10 at 14:27, the Hawks went on a 9-0 run and tied the game on a three-point play by Roberts at 9:57. The Hawks went up by 53-48 on a three-pointer by **Papa Ndao** and eventually sealed the win on a layup by **Halil Kanacevic** with 34 seconds to go. After shooting just 35.7 percent from the field and making 1-of-10 from three-point range in the first half, the Hawks hit 12-of-21 shots and 3-of-6 three-point attempts in the second half. It was the second biggest deficit overcome for victory this season.

BIG MAN ON CAMPUS: Saint Joseph's senior **Langston Galloway** was named the Philadelphia Big 5 Player of the Week for Feb. 17. It was the second time this season that he has earned the honor and the sixth time in his career. The guard led a balanced effort by Saint Joseph's in the 75-64 win over Atlantic 10 and city rival La Salle. He scored a game-high 18 points, with 10 in the first half, while hitting 5-of-12 from the field and grabbing four rebounds. Galloway went 6-for-6 from the foul line, with 4-of-4 in the last minute of play to seal the win.

SENSE OF BALANCE: The Hawks had their most balanced game of the year at La Salle as all five starters scored double figures for the first time this season. The Hawks also shot 49 percent from the field and went a season-best 81.8 percent from the foul line. SJU also committed just eight turnovers while forcing La Salle into 13 turnovers.

FOUR TO SCORE: Langston Galloway moved into fourth place on SJU's all-time scoring list with 1,794 points, surpassing Ahmad Nivins. Galloway is now 51 points from third place and Carl Jones' total of 1,845. The senior has already passed Hawk greats such as Mike Bantom, Maurice Martin, Norman Black, Clifford Anderson and Tony Costner.

CAREER SCORING

Name	Seasons	G	POINTS
1. Jameer Nelson	2000-04	125	2,094
2. Bernard Blunt	1990-95	119	1,985
3. Carl Jones	2009-13	126	1,845
4. Langston Galloway	**2010-**	**123**	**1,794**
5. Ahmad Nivins	2005-09	127	1,789

RALLY CAPS: The Hawks have won nine games in which they trailed at some point of the second half - Vermont, Washington State, Drexel, Boston University, Denver, George Mason, Rhode Island (two games) and Dayton. In three of those wins, Saint Joseph's trailed by double figures during the game. Those were:

Game	Biggest Deficit (Half)
Boston Univ.	12 (1st)
Denver	11 (1st)
Rhode Island	10 (2nd)

FOUL BALL: As one of the teams in the nation with the fewest personal fouls per game, the Hawks faced a different situation at Rhode Island on Feb. 19. **DeAndre' Bembry** picked up his second foul at 15:27 of the first half and sat the rest of the half. **Halil Kanacevic** was whistled for his second with over six minutes left in the first half and then he and Bembry picked up their third fouls in the first six minutes of the second half. Kanacevic got his fourth with over 10 minutes to play in the second half, but stayed in the rest of the game. **Ronald Roberts** had four fouls with over six minutes remaining, but finished the contest playing all 40 minutes. Bembry was whistled for his fourth at 5:32 of the second half, but finished out the game.

BALANCED ATTACK: A testament to the Hawks' balance came when SJU led #21 UMass by 16 points at halftime and leading scorer **Langston Galloway** didn't have a point. The senior played just 12 minutes in the first half as he was saddled with two fouls. That happened again at Rhode Island when Galloway went scoreless in the first half and finished the game with six points. Ronald Roberts picked up the slack, scoring 18 points, while **DeAndre' Bembry** and Halil Kanacevic scored 12 apiece. Four of five Saint Joseph's starters are now averaging double figures, led by Galloway at 16.6 ppg. The Hawks have had four players score in double figures in 12 of 25 games and all five starters score double figures once (at La Salle).

BOUNCING BACK: Langston Galloway snapped out of a "slump" in which he had two consecutive games under double figures to score 24 points and lead SJU to the 69-62 win over VCU. The most consecutive games he has gone without double figures was a three-game streak in January, 2013. He has tallied double figures in 91 of the 124 games of his career and in all but four games this season.

OTHER DUTIES AS ASSIGNED: DeAndre' Bembry has often been called on to guard the opponents' top scorer. Bembry drew the assignment of Tyreek Duren at La Salle and although Duren scored the Explorers' first eight points of the game, the Hawks' freshman shut him down the rest of the way, allowing the La Salle star just seven more points.

ALL-AROUND GUY: Halil Kanacevic is the only player to wear the Saint Joseph's uniform and amass over 1,000 points, 900 rebounds and 300 assists in his collegiate career. He currently has 1,058 points, 946 boards and 369 assists, totals which include his freshman year at Hofstra.

BIG-TIME BEMBRY: DeAndre' Bembry had a big-time game in Saint Joseph's win over VCU. The Hawks used the freshman to bring the ball upcourt against VCU's pressure and he scored 18 points on 8-for-13 shooting while grabbing six rebounds. Among the plays on his highlight reel were a three-pointer near the end of the first half that gave SJU a 10-point lead, and a lob pass to **Ronald Roberts** for an alley oop dunk that pushed the Hawks' lead to 13 points with 5:56 to play. He also had a solid game at La Salle, scoring 16 second-half points after going scoreless in the first half.

ONE OF A KIND: Halil Kanacevic is a unique player and he's one of a few in the country to lead his team in rebounds (8.6), assists (4.5) and blocks (1.4). Stephen Madison of Idaho leads his team in those three categories as well as points and steals, while Jerrelle Benimon of Towson is his team's leader in rebounds, assists and blocks.

SENIOR MOMENTS: Phil Martelli has repeatedly praised this group of players for their character on and off the court. And he's singled out the seniors for leading the way. After the win over La Salle, Martelli said, "Seniors, seniors. They have been special since the summer when we were preparing for Italy. They were great on that trip and they've been great every practice. When I looked at the stat sheet at halftime, I thought that the seniors are taking us here."

AT THE LINE: Saint Joseph's has been consistent in its struggles from the foul line and **Phil Martelli** has tried everything to fix the problem - "We've done competitions. We've talked about it. We haven't talked about it. We shoot a lot of them. We don't shoot any. It's contagious, that's for sure." The Hawks are shooting 63.5 percent on the season and have shot under 60 percent 10 times, which includes a 40.0 percent effort at Richmond and a 35.7 percent performance at home against Duquesne. The win at La Salle did mark a bright spot - the Hawks shot a season-best 81.8 percent in the game. Here's a look at the game-by-game percentages:

	FT Pct.
Drexel (W)	45.5
Loyola (W)	80.0
Boston Univ. (W)	80.0
Binghamton (W)	35.7
Denver (W)	56.5
UMass (L)	58.8
George Mason (W)	73.1
Duquesne (W)	35.7
Penn (W)	58.3
Rhode Island (W)	55.3
Richmond (L)	40.0
Dayton (W)	57.1
UMass (W)	62.5
Saint Louis (L)	60.0
VCU (W)	66.7
La Salle (W)	81.8
Rhode Island (W)	64.3

START IT OVER: Langston Galloway saw his 16-game streak of double-figure scoring come to an end vs. UMass when he finished with seven points. He then had six points vs. Saint Louis to give him back-to-back games without double figures. The last time that happened was late last season, and the most consecutive games he has gone without double figures was a three-game streak in January, 2013. But the senior

HONOR ROLL

DeAndre' Bembry	Atlantic 10 Rookie of the Week (2/9, 11/18)
Langston Galloway	Big 5 Player of the Week (1/20) Atlantic 10 Preseason All-Conference Second Team
Halil Kanacevic	Big 5 Player of the Week (1/13) Co-Player (2/1, 12/23)
Ronald Roberts, Jr.	Atlantic 10 Co-Player of the Week (12/2) Big 5 Player of the Week (12/30) Atlantic 10 Preseason All-Conference Second Team

HAWK LEADERS

(number of games led in each category; includes shared highs)

	Points	Rebounds	Assists	Steals	Blocks
Langston Galloway	12	1	1	7	3
Ronald Roberts	7	10	0	2	10
Halil Kanacevic	5	15	16	8	13
Chris Wilson	2	0	7	4	0
DeAndre' Bembry	1	3	3	10	5
Isaiah Miles	0	0	0	3	2
Daryus Quarles	0	0	0	1	0
Javon Baumann	0	0	0	1	1
Papa Ndao	0	1	0	0	1
Evan Maschmeyer	0	0	0	1	0

HAWK DOUBLES

Double-Figure Points

	'13-14	Streak	Career
Langston Galloway	21	- -	91
Ronald Roberts	17	2	65
DeAndre' Bembry	16	3	16
Halil Kanacevic	13	2	36
Chris Wilson	11	- -	24
Isaiah Miles	2	- -	2
Papa Ndao	1	- -	1
Daryus Quarles	- -	- -	9

Double-Figure Rebounds

	'13-14	Streak	Career
Halil Kanacevic	8	- -	26
Ronald Roberts	3	- -	23

Double-Figure Assists

	'13-14	Streak	Career
Halil Kanacevic	2	- -	3

Double-Doubles (pts-rebs)

	'13-14	Streak	Career
Halil Kanacevic	4	- -	13
Ronald Roberts	2	- -	20

Double-Doubles (rebs-asts)

	'13-14	Streak	Career
Halil Kanacevic	2	- -	2

20+ Point Games

	'13-14	Streak	Career
Langston Galloway	8	- -	31
Ronald Roberts	5	- -	8
Halil Kanacevic	3	- -	3
DeAndre' Bembry	1	- -	1

rebounded to score a game-high 24 points in the Hawks' win over VCU. He has tallied double figures in 91 of the 124 games of his career and in all but four games this season.

LONG-DISTANCE LEADER: Langston Galloway is now Saint Joseph's all-time leader in career three-pointers with 305. Galloway hit three three-pointers at Richmond to break the record of 294 held by Big 5 Hall of Fame inductee Pat Carroll (2001-05).

CAREER 3-POINT FIELD GOALS

Name	Seasons	G	3FG
1. Langston Galloway	**2010-**	**124**	**305**
2. Pat Carroll	2001-05	98	294
3. Darrin Govens	2006-10	124	244
4. Marvin O'Connor	1999-02	89	231
5. Jameer Nelson	2000-04	125	229

THREE-HEADED MONSTER: Phil Martelli joked that in the UMass game, **Halil Kanacevic** served as player, coach and referee - referring to the senior's vocal nature and the "help" he provides during the game to the SJU coaching staff and the officials.

AVOIDING THE WHISTLE: The Hawks have done a good job limiting their fouls this season and actually rank fifth in the nation with the fewest fouls per game (15.5). SJU's total of 388 personal fouls also ranks as the fifth best. At La Salle, the Hawks went until 5:23 remained in the first half without being whistled for a foul. **Phil Martelli** pointed out that **Halil Kanacevic** has done a good job lately in limiting his fouls and that's allowed the senior to stay on the court. Kanacevic, who is averaging 3.6 fouls per game, has played all 40 minutes in six games this year and in four of the last seven.

LATE-GAME HEROICS: Langston Galloway banked in a three-pointer with 1.8 seconds to play to give the Hawks a 60-57 win at Dayton. It was the first game-winning shot of his SJU career.

IRON MEN: The Hawks' starters have logged a lot of minutes during A-10 play, with all five averaging over 34 minutes per game. **Langston Galloway** leads the way with 36.7 minutes and ranks second in the league in A-10 games only. Galloway leads the squad in overall minutes per game with 35.2, a number that ranks fourth in the Atlantic 10.

MOVING ON UP: Ronald Roberts, Jr. became the 51st Hawk to score 1,000 points vs. LSU on November 28. He now has 1,266 points and now ranks 30th on the Hawks' all-time list.

CAREER SCORING

Name	Seasons	G	POINTS
27. Tom Wynne	1960-63	85	1,321
28. Rashid Bey	1994-95	121	1,316
29. Bryan Warrick	1978-82	113	1,273
30. Ronald Roberts	**2010-**	**121**	**1,266**

RON'S REBOUNDS: Ronald Roberts has 787 rebounds in his career, to rank 18th in SJU history. Here's where he stands on SJU's all-time list:

CAREER REBOUNDING

Name	Seasons	G	REBOUNDS
14. Ray Radziszewski	1954-57	78	834
15. Dwayne Jones	2002-05	98	831
16. Rodney Blake	1984-88	16	818
17. Ronald Roberts	**2010-**	**121**	**787**

ON A ROLL: Saint Joseph's has won 14 of its last 17 games, posting a 6-2 record in January and a 4-1 mark thus far in February. SJU's longest winning streak of the year thus far has been five games in December.

20-20: After just missing a triple-double at Penn, **Halil Kanacevic** was within one rebound of a 20-20 game at Richmond. The senior had 21 points and a career-high 19 rebounds in the loss. Classmate **Langston Galloway** has scored 20-plus points eight times this year, and 30 times in his career, which is one of the best numbers in the A-10.

STATS BY HALF

Points	High: 60 at Loyola (1st)
	Low: 20 at Dayton (1st)
Rebounds	High: 28 vs. Binghamton (1st)
	Low: 11 vs. Creighton (2nd)
Assists	High: 18 at Loyola (1st)
	Low: 1 at Loyola (2nd)
FG%	High: 71.4% vs. Duquesne (1st)
	Low: 19.0% at Loyola (2nd)
3-pt FG%	High: 86.7% at Penn (1st)
	Low: 0.0% (8x) last vs. Saint Louis (2nd)
FT%	High: 100% at UMass (1st); at Loyola (1st)
	Low: 14.3% vs. Drexel (1st)

INDIVIDUAL HIGHS BY HALF

Points	24, Langston Galloway vs. Duquesne (1st)
Rebounds	13, Halil Kanacevic at Penn (1st)
Assists	8, Halil Kanacevic vs. Creighton (2nd)
Blocks	3, Ronald Roberts vs. Rhode Island (2nd)
Steals	5, Langston Galloway vs. Siena (1st)
FG Made	9, Langston Galloway vs. Duquesne (1st)
3-pt FG Made	6, Langston Galloway vs. Duquesne (1st)
FT Made	8, Langston Galloway vs. Rhode Island (2nd)

RIGHTING THE SHIP: After consecutive losses to city rivals Temple and Villanova (30-point loss) in early December, Saint Joseph's has gone 14-3 since then and **Phil Martelli** credits the players for the turnaround. "These guys looked at each other and decided that if they kept coming every day and kept themselves tight, then good things would happen. It was all of them. Not one guy wavered. I would say the strength of this group is the group and that's what they leaned on."

THEY'RE BACK: Ronald Roberts, Jr., made his return to the starting line-up at Penn after missing the George Mason and Duquesne games with back spasms suffered at UMass. They were the first games in his career that Roberts missed, ending a consecutive-game streak of 113. **Isaiah Miles** was also back in action at Penn after missing three games (UMass, George Mason, Duquesne) due to a concussion suffered in the Denver game on Jan. 4.

LIGHTS OUT LANGSTON: Langston Galloway had the best offensive half of his career when he scored 24 points in the first half against Duquesne, as the Hawks built up a 30-point lead. The senior connected on 9-of-11 shots in the half, including 6-of-7 three-pointers to score 24 points in 19 minutes. He played just nine minutes the rest of the way as the Hawks held a comfortable lead. Galloway followed that with another top-notch shooting effort as he hit 6-of-7 threes, and 7-of-10 shots overall, to score 20 points in the win over Penn.

TOP ROOKIE: DeAndre' Bembry was named the Atlantic 10 Co-Rookie of the Week for Feb. 10, as he averaged 11.5 points and four rebounds per game in the Hawks' 1-1 week. Bembry scored 18 points and added six rebounds as the Hawks topped VCU, 69-62. He also added three assists and a game-high three steals in the win. It is the second weekly honor for Bembry as he was previously honored on Nov. 18.

REPEAT HONOREE: Halil Kanacevic was named the Philadelphia Big 5 Co-Player of the Week for February 3. It marked the third time this season that he's earned the Big 5 honor. The forward averaged 13.0 points, 8.5 rebounds and 4.0 assists and shot 55 percent from the field (11-for-

20) from the field in the Hawks' 2-0 week. Kanacevic had a team-high 18 points in the 73-68 upset of #21 Massachusetts, while adding six rebounds and five assists. He shot 7-for-11 from the field and went 3-for-3 from the foul line. In the Hawks' last-second 60-57 win at Dayton, Kanacevic had eight points along with a team-high 11 rebounds and two blocked shots, connecting on 4-of-9 field goal attempts. He also surpassed 1,000 points and 900 rebounds for his career in that game, a total which includes his freshman season at Hofstra.

TRIPLE PLAY: Halil Kanacevic just missed the rare triple-double against Penn, falling one point short. The senior had nine points, 15 rebounds and tied his career-high with 12 assists. The last time a Hawk achieved a triple-double was Dwayne Jones versus St. Bonaventure on Feb. 19, 2005, when he had 11 points, 11 rebounds and 10 blocks.

BACK IN FORM: Langston Galloway has returned to the long-range shooting form from his sophomore season, when he was the top three-point shooter in the A-10 and ranked fourth in the nation with 46.6 percent. The senior is currently sixth in the A-10 with 41.9 percent and second with 2.8 three-pointers made. He ranks 22nd in the nation in three-point percentage and 31st in threes made per game.

THE POINT FORWARD: Halil Kanacevic's unique passing ability for a forward allows the Hawk offense to often run through him. He has been SJU's leader in assists for the past two seasons and currently leads the team in rebounds (8.6) and assists (4.5), while ranking second in the A-10 in rebounds and fourth in assists.

ON THE SIDELINE: Kyle Molock will be sidelined for the rest of the year. The redshirt freshman reinjured his right knee in practice earlier this month and had successful surgery on February 7 to again repair the ACL of that knee, of which he previously had surgery in August 2012. The injury to his right knee that took place in August 2012, was the second on that knee for Molock, and the third knee injury overall. He was averaging 19.0 points through eight games as a senior at Dublin Coffman when he tore the ACL of his right knee in January 2012; in July of 2010, he suffered a severe injury to all of the major ligaments in his left knee, causing him to miss his junior year.

FAB FROSH: DeAndre' Bembry is fourth on the team in scoring with 10.9 points per game. If he finishes the season averaging double figures, he will become the first freshman since **Langston Galloway** to do so. Galloway averaged 12.8 ppg in his rookie season (2010-11).

TAKING SHOTS: The Hawks scored 84 points on just 48 shots against Duquesne, with the point total obviously helped by a season-high 17 three-point field goals. But the amount of shots the Hawks have taken concerns **Phil Martelli** as he feels the team needs to take a least 60 shots per game. The Hawks got closer to Martelli's "magic number" at Penn, with 55 field goal attempts and then surpassed it in the loss at Richmond, with 70 attempts. Saint Joseph's averaged 50.6 field goal attempts and 18.5 three-point attempts in the eight games during the month of January.

GAME OF THREES: The Hawks have put on a few long-range shooting exhibitions this season, most recently with a season-best 17-for-27 (63.0 percent) effort in the win over Duquesne. It marked the most three-pointers made since a school-record 20 by the Hawks against Temple in the 2003-04 season. SJU has also hit 14 three-pointers in a game twice this year, against Binghamton and Creighton, and then made 15 in the win over Penn. The Hawks average 7.0 three-pointers made per game, a number which ranks as the fourth best in the A-10.

FACE THE NATION: At the start of this week, **Langston Galloway** ranked fifth in the nation among Division I active career leaders for three-point field goals, with his career total of 305. He also ranked 22nd in threes made per game (2.48) and 30th in three-point percentage (42.2). The top five players in career three-pointers made are:

Name, School	G	3FGM * stats as of 2/10
1. Travis Bader, Oakland	132	483
2. Akeem Richmond, E. Carolina	131	378
3. Sean Armand, Iona	129	325
4. Ethan Wragge, Creighton	139	307
5. Langston Galloway, SJU	**123**	**304**

AROUND THE A-10: Langston Galloway ranks sixth in the Atlantic 10 both in three-point percentage (41.9), second in three-pointers made (2.9) and sixth in scoring (16.6). **Halil Kanacevic** is second in rebounding (8.6) and fourth in assists (4.5) while **Ronald Roberts** is seventh in field goal percentage (56.0).

DEPTH PERCEPTION: The injuries to starter **Ronald Roberts** and sixth man **Isaiah Miles** emphasized the Hawks' lack of depth. At #19 UMass, SJU was without Miles because of a concussion suffered in the Denver win. Then Roberts suffered back spasms early in the second half (17:05), which sidelined him for the rest of the game. **Phil Martelli** used only seven players in the rotation and seniors **Langston Galloway** and **Halil Kanacevic** played all 40 minutes. It marked the first time in his career that Kanacevic played all 40 minutes - although he did play 44 in an overtime win over Notre Dame last season. The Hawks were without Roberts and Miles at George Mason, but **Papa Ndao** made the start and contributed a career-high 13 points, and Galloway and Kanacevic logged 40 minutes again. SJU's starters all average over 30 minutes per game.

THE BIG THREE: Senior tri-captains **Langston Galloway**, **Halil Kanacevic** and **Ronald Roberts, Jr.**, are the core of the Hawks' team and they currently account for 57 percent of SJU's scoring and 55 percent of the rebounding. There have only been three games in which the Hawks' leading scorer was not one of those three players.

PAPA'S PLAY: Phil Martelli said **Papa Ndao** has earned the role of sixth man with his play as of late. In the three games prior to the Rhode Island win, the junior made his last 7-of-8 three-point attempts and 9-of-10 total shots. He is averaging 19 minutes played in the past seven games and hit two crucial free throws with 12 seconds to play in the win over Massachusetts. He was unavailable for the VCU game because of the flu.

NOW'S THE TIME: Papa Ndao stepped up in a big way at George Mason, replacing **Ronald Roberts** in the starting lineup. The junior made the sixth start of his career and responded with a perfect shooting game to score a career-high 13 points. It marked his first time in double figures as he went 4-for-4 from the field, making three three-pointers, and hitting two free throws in the final minute. Ndao played a career-high 37 minutes - his previous high was 20 minutes. He also started the Duquesne game and grabbed a team-high seven rebounds.

CITY SLICKERS: With **Halil Kanacevic** and **Ronald Roberts** having already earned Big 5 Player of the Week honors this season, it was **Langston Galloway's** turn. The senior earned the honor for Jan. 20 which was his first city honor of the season and fifth of his career. Galloway averaged 23.0 pts, 4.0 rebounds and 2.0 assists as SJU defeated Duquesne and Penn. He had one of the best shooting weeks of his career as he hit 68 percent (17-for-25) from the field and a blistering 70.5 percent (12-for-17) from three-point range.

HOLDING ON: Against UMass on Feb. 1, Saint Joseph's shot 44.8 percent from the field and 62.5 percent from three-point range in the first half

and held a 17-point lead with a minute to play. Up 41-25 at halftime, the Hawks cooled off and made just 1-of-5 from behind the arc and 36.4 percent from the field, allowing UMass to climb back into the game and tie it with 1:23 to play. Struggling from the foul line all year, the Hawks ironically won the game by making 6-of-8 free throws down the stretch, led by two from **Chris Wilson** and two from **Papa Ndao**.

FROZEN: Either the ice storm or the Saint Louis defense froze the Hawks' offense in the 65-49 loss to the Billikens. Saint Joseph's shot just 27.3 percent in the first half, and just 31.9 percent in the game. The Hawks had their worst effort of the season from the three-point line, going just 1-for-15.

THE HAWK WILL NEVER DIE: The Saint Joseph's Hawk mascot has been named the best college basketball tradition by NCAA.com in its rankings of the top five traditions. Ranking behind the Hawk are: 2- Kansas' "Rock Chalk, Jayhawk" chant; 3- the "Frisbee Cheer" at UCLA; 4- Duke's "Krzyzewski-Ville" when students camp out for the game with North Carolina; and 5- Wake Forest's "Rolling the Quad" with streamers of white tissue.

TEN YEARS AFTER: It's hard to believe but this season marks the 10th anniversary of Saint Joseph's memorable 2003-04 season, in which the Hawks went 27-0 during the regular season, and 30-2 overall, earned a number-one seed in the NCAA Tournament and reached the Elite Eight, while coming within two points of a Final Four berth. Jameer Nelson and **Phil Martelli** were the consensus National Player of the Year and National Coach of the Year, respectively, while creating a season on Hawk Hill for the record books.

EVERYBODY INTO THE ACT: All 12 players who were dressed for the game saw action vs. Duquesne. Redshirt freshman **Javon Baumann** notched career-highs of eight points and five rebounds; **Daryus Quarles** had a season-high nine points; and senior walk-on **Colin Kelly** scored his first career points.

COMING BACK: The Denver win marked the second time in three games in which the Hawks fought back from an 11-point deficit to earn the victory. SJU trailed BU by 11 with 18:52 to play in the second half and earned a 73-67 win. Against Denver, the Hawks trailed by 11 points midway through the first half and picked up the 53-52 win.

WINNING WITH WILSON: Point guard **Chris Wilson** scored in double figures four times during the five-game winning streak. Wilson had 11 points against Drexel, 17 at Loyola and tied his career-high with 19 in the win over BU. He shot a career-best 7-for-14 from the field vs. BU, while making 3-of-6 three pointers. He then added 13 points vs. Binghamton.

DEE-FENSE: SJU relied on its defense to get it back into the BU game. The Hawks held the Terriers without a field goal for 9:30 of the second half as they erased an 11-point deficit in the 73-67 win. In the next win, Saint Joseph's shut down Binghamton, limiting them to just 44 points.

ON THE MARK: Ronald Roberts ranks second in SJU history in career field goal percentage, converting 55.7 percent from the field (490-879). Ahmad Nivins, who was the 2009 A-10 Player of the Year, is the all-time leader with 62.7 percent.

TALE OF TWO HALVES: Saint Joseph's had two completely different halves at Loyola, and despite leading by as much as 37 points, held on for an 88-77 win. During the first half, the Hawks shot a blistering 64.5% (20-31) from the field, including 8-of-12 from three-point range, and hit on all 12 of their free throw attempts. The 60 points scored was short of the school record of 69 registered in 1971. In the second half, Loyola outscored SJU 53-28 and held the Hawks to just four field goals (4-of-21) and 28 points.

STREAK STATS: During the five-game winning streak in December, the Hawks outscored their opponents, 72-59. The Hawks hit 40.9 percent from three-point range, while holding the foes to 23.0 percent shooting. SJU also maintained a +10.6 rebounding margin.

ODD OCCURRENCE: Halil Kanacevic went without an assist against Denver. It was the first time since the Butler game on Jan. 9, 2013 that the Hawks' leader in assists did not register one. In the Denver game, however, the Hawks missed 21 shots in the first half.

FOUR FOR FOUR: Langston Galloway could become the first Hawk to lead the team for all four years in each of two categories - minutes played and three-point percentage. The senior is currently averaging a team-high 35.2 minutes played per game, and leads the squad in three-point percentage (.419). No Hawk has led either of those categories for all four years.

HAWKS VS. THE TOP 25: The win over #21 UMass was Saint Joseph's first win over a ranked opponent this season and the first since an overtime win over #20 Notre Dame on Nov. 16, 2012. It was the first Top 25 win at Hagan Arena since an 82-72 win over #22 Temple on Feb. 25, 2012. SJU now owns a 4-7 record against ranked teams in the last three years, counting this season.

POMP AND CIRCUMSTANCE: Langston Galloway, **Halil Kanacevic** and **Eric Kindler** became Saint Joseph's graduates on December 17, which was the end of the first semester. All three players finished the coursework for their degrees. Kanacevic earned his bachelor's in communications, Galloway received his in sports marketing and Kindler earned a degree in theology. Coach **Phil Martelli** said it was the first time in his career that he had that many players graduate in December. Both Galloway and Kanacevic will both exhaust their eligibility at the end of this season. Kindler will have one year remaining as he transferred to Saint Joseph's in his sophomore year but did not play basketball.

HAPPY HOMECOMING: Isaiah Miles put together a career-best game vs. Loyola in his hometown of Baltimore. The sophomore scored 11 points in the first half en route to a career-high 17, in just 12 minutes of action. He hit on 4-of-5 shots from the field and made all eight free throw attempts. He then had his second double-figure effort in three games when he scored 11 points in the win over Binghamton.

DOING IT ALL: Halil Kanacevic fills the boxscore unlike any other player. He had a double-double against Creighton with 10 rebounds and 10 assists, which was the first of his career in those categories. That came after a 12-point, 11-rebound, 8-assist effort in the win over Marist. Then there was the career game - 27 points, 14 rebounds, 4 assists, 2 blocks - in the win over Drexel. Against #19 UMass, the senior had 19 points, 13 rebounds and six assists. **Phil Martelli** said of the senior, "He may not be our best player but he's our most indispensable player. I tried to get some different guys in (vs. Creighton), but then you realize you just have to put him back in."

DYNAMIC DUO: Halil Kanacevic and **DeAndre' Bembry** combined for 45 of the Hawks' 75 points in the win over Drexel, and had nearly as many as the Dragons scored in the game (55). The duo combined to shoot 19-for-24 from the field.

HAIL HALIL: Halil Kanacevic was named the Big 5 Co-Player of the Week for Dec. 23 after he had a career game to lead the Hawks to the win over Drexel. The senior had a career-high 27 points and added 14 rebounds for the 12th double-double of his career. He also led the team with four assists and two blocks while shooting a personal best 12-for-13 from the field. **Phil Martelli** said, "Halil was the way he had practiced and the way he had talked. He was really emphatic with his teammates about getting their heads up and moving on to the next challenge." It was the first Big 5 honor of his career and he earned it again on Jan. 13 and Feb. 3.

THE DUNK CONNECTION: Halil Kanacevic, the team's leader in assists, has a knack for finding **Ronald Roberts** around the rim. Kanacevic assisted on three of Roberts' five dunks in the Washington State game and has a total of 23 assists on dunks this season, mostly to Roberts.

ROCK OF AGES: This year's squad is one of SJU's most experienced teams in recent years. The average age of the starting five is 21.2 years old and the top six are the same when you add in **Daryus Quarles**. Three Hawks - **Langston Galloway**, **Ronald Roberts** and **Halil Kanacevic** - have each played over 110 games in their college careers.

LOOK AT LANGSTON: Against Siena, **Langston Galloway** scored a season-high 27 points and connected on six three-pointers, a number he has since reached five times this year. Galloway's career-high of three-pointers is seven, which he achieved against Fordham in 2011-12. The senior has scored double figures in all but three games this year and tops the team with 16.6 ppg.

BIG IN THE BIG 5: Ronald Roberts was named the Big 5 Player of the Week for Dec. 30 after his 19-point performance in the Hawks' win over BU. It is his first Big 5 honor of the season and second time in his career.

FAB FROSH: DeAndre' Bembry has impressed with his play. The freshman scored 18 points, his second highest total of the year, against Drexel. He is averaging 10.9 points on the season and is shooting 45.5 percent from the field.

RAVING ABOUT RON: Phil Martelli had this to say about **Ronald Roberts** after the LSU game: "Ron has worked at his game. He's been the Most Improved Player as voted by the coaching staff for three years in a row.... And he'd even be a candidate for this year. But what Ron will probably tell you after tonight is that he had three turnovers. I'm happy for him, he's the product of a really great family. He and (asst. coach) Dave Duda have worked on his game every day to try to get better."

FIRST HONOR: DeAndre' Bembry was named the Atlantic 10 Rookie of the Week for Nov. 17. He averaged 14.0 points, 3.5 rebounds and 3.0 assists as the Hawks went 1-1 on the week, while connecting on 54.5 percent from the field and 55.6 percent from three-point range.

CALLING ON CHRIS: Chris Wilson was one point shy of his career-high against Creighton when he tallied 18 points by converting 6-of-11 from three-point range. It marked the second time in his career that Wilson connected on six three-pointers in a game - the first was when he achieved a career-high 19 points against Notre Dame in 2012-13. He also had a 17-point game at Loyola, converting 4-of-5 from the field, and 3-of-4 from three-point range.

ABOUT BEMBRY: Phil Martelli likes what he has seen this season from freshman **DeAndre' Bembry**: "DeAndre' is a player beyond his age. He's got a really nice way about him and really takes in what you give him."

SEEING DOUBLE: Halil Kanacevic now has a team-high four double-doubles - including one in rebounds (10) and assists (10) vs. Creighton. **Ronald Roberts** led the Hawks last season with 13 double-doubles on the year and he has two so far, against Marist and Washington State.

ON THE REBOUND: Halil Kanacevic and **Ronald Roberts** provide the Hawks with a top-notch rebounding tandem. Kanacevic is averaging 8.6 boards and 6.5 defensive rebounds per game while Roberts is grabbing 7.1 boards and 4.4 defensive rebounds. Kanacevic has notched double figures in rebounds eight times this season. SJU's team rebounding margin stands at +3.4, which is the fifth best number in the A-10.

SERVING THE COMMUNITY: Chris Wilson was one of 70 NCAA Men's Division I nominees for the Allstate NABC Good Works Team. The award, now in its second year, recognizes a select group of college basketball student-athletes who have made significant contributions to the greater good of their communities through volunteerism and civic service. WIlson has participated in numerous Saint Joseph's community service projects, has volunteered at his church in Philadelphia and at home in Fayetteville, N.C. Teammate **Langston Galloway** was named to the inaugural team last year and made a trip to the 2013 NCAA Final Four.

FROM THE START: Freshman **DeAndre´ Bembry** was the first freshman in SJU's starting lineup on opening day since 2010-11 when the trio of **Langston Galloway**, **Daryus Quarles** and C.J. Aiken each started their first collegiate game.

RON'S WEEKEND: Ronald Roberts, Jr., was named the Atlantic 10 Co-Player of the Week for Dec. 2. It was the second time in his career that he received the conference's weekly award. He was also selected to the 2013 Old Spice Classic All-Tournament Team as he helped the Hawks to wins over Siena and Washington State by averaging 20 points, 7.0 rebounds and 1.7 blocks in SJU's three games in Orlando.

ENJOYING THE RIDE: On a number of occasions, **Phil Martelli** has said that he enjoys coaching this group. After the Creighton game, he elaborated, "I have a really great team. Now there are basketball pieces missing. But these guys, you can't wait to get to work with them in every aspect. The way they're perceived on campus and in recruiting is great."

VIVA ITALIA: Saint Joseph's got a jump on the season when it traveled to Italy in August for a 10-day, four-game tour. The Hawks visited Rome, Florence, Venice and Lake Como and posted a 4-0 record on the trip. It marked the second time that **Phil Martelli** took SJU to Italy, with the last trip coming in 1999.

DEAN OF COACHES: This is **Phil Martelli's** 19th season at the helm of the Hawks, and he is SJU's all-time leader in career victories with a 356-244 record. He notched his 350th win on Jan. 18 vs. Penn. He is the longest tenured coach in the Atlantic 10 (19 years) and is now second on the conference's list for all-time career victories, behind John Chaney of Temple (516). Martelli is currently serving as the president of the National Association of Basketball Coaches (NABC).

SIGN THEM UP: Saint Joseph's had four high school standouts - James Demery, Markell Lodge, Shavar Newkirk, and Obi Romeo - sign National Letters of Intent during the early signing period. Demery is a 6-6 wing player from Northside Christian Academy in Charlotte, N.C. He averaged 16.8 points and 4.2 steals last season as his team won its second straight Independent School 2A state title. Lodge, originally from Virginia, is a 6-7 wing at Pace Academy in Carrboro, N.C., who is known for his tremendous athleticism and leaping ability. Newkirk is a 6-0 point guard from

Cardinal Hayes High School in Bronx, N.Y. Considered one of the top point guards in New York City, he helped Cardinal Hayes to the CHSAA Semifinals in 2012. Romeo, a 6-foot-10 forward with a 94-inch wingspan, is originally from Nigeria and has been in the United States for the past three years, attending Greenbrier East High School in West Virginia. He averaged 10 points and 13 rebounds last season for the team that went 20-5.

IN MEMORY: Halil Kanacevic changed his uniform number this year to 45 (from 21) in memory of his uncle, Rizo Popovic, who passed away during the 2012-13 season at the age of 45. Kanacevic explained, "It's one of the most selfish things you think of, as a player, when you're growing up. You get a certain number, you get infatuated with it...I've seen kids get into fights over a jersey number. My thing was, let me be unselfish about that and actually give meaning to it. I know what that number means, I know what it represents, I chose it for personal reasons, not a selfish reason. I felt like I needed to do it."

HOME SWEET HOME: This marks the fifth season of Michael J. Hagan '85 Arena. The arena was dedicated in October 2009 after a two-year expansion and renovation of Alumni Memorial Fieldhouse, which was the home of the Hawks since 1949. Saint Joseph's owns a 42-23 record in the five seasons of Hagan Arena, but a 361-105 overall record in 63 years of Hagan Arena/Alumni Memorial Fieldhouse. SJU is 9-3 on its home court this season.

STRENGTH OF SCHEDULE: Saint Joseph's non-conference schedule is ranked as the second toughest in the A-10, behind VCU's. Other non-conference foes of note on the Hawks' schedule are Creighton, Villanova, Temple and Vermont.

CAPTAINS OF THE SHIP: Langston Galloway, **Halil Kanacevic** and **Ronald Roberts, Jr.**, are serving as tri-captains this season.

WATCHING THE HAWKS: Saint Joseph's will have 21 games televised this season, including 13 national televison appearances, which is the most ever for the Hawks. (full schedule on page 2)

VETERAN GROUP: The Hawks have a core group with four players who held starting roles last season - **Langston Galloway, Ronald Roberts, Jr.**, **Chris Wilson** and **Halil Kanacevic -** along with another senior - **Daryus Quarles -** who has started 67 games in his career. Galloway and Roberts were the only two players to start all 32 games for the team in 2013. Wilson made 23 starts and led the team in assists with 112 and 3.5 per game while averaging 6.5 points. Kanacevic, who played in 26 games with 14 starts, averaged 8.5 points and 7.2 rebounds and also handed out 3.5 assists. Quarles was a starter his first two seasons in saw action in 29 games last year, mostly in a reserve role.

WAITING IN THE WINGS: Freshman forward **Jai Williams**, from Philadelphia Electrical and Technical Charter School, earned All-Public League Fourth Team honors is expected to redshirt the season to further his development. **Aaron Brown**, a 6-5 guard, transferred to SJU from West Virginia this summer and will sit out the year due to NCAA transfer rules. He was the Delaware County Player of the Year in 2010 for nearby Penn Wood High School and will have two years with the Hawks beginning in 2014-15.

CRADLE OF COACHES: The Saint Joseph's coaching connection is an impressive one. A total of seven Saint Joseph's graduates have gone on to become head coaches in the NBA, and SJU is tied with Illinois for second on the list of universities with alums that have served as NBA head coaches. Indiana tops the list with 11 graduates that have coached in the league. Jim O'Brien was the most recent NBA head coach, and his last year with the Indiana Pacers was in 2010-11. Below is the list of former Hawks who have held positions as NBA head coaches:

Player (Class)	NBA Teams	W-L (yrs.)
Jack Ramsay ('49)	Phila., Buf., Port., Ind.	864-783 (21)
Jim Lynam ('63)	L.A. Clippers, Phila., Wash.	328-392 (10)
Matt Guokas ('67)	Phila., Orlando	230-305 (7)
Paul Westhead ('61)	L.A. Lakers, Chicago, Denver	183-224 (6)
Jack McKinney ('57)	L.A. Lakers, Indiana	135-205 (5)
George Senesky ('43)	Philadelphia	119-97 (3)
Jim O'Brien ('74)	Indiana, Phila., Boston	303-327 (8)

PRESEASON PICK: Saint Joseph's was voted to finish fifth in the Atlantic 10 Preseason Poll, as voted on by media and the league's coaches. The Hawks finished in a tie for eighth place last year with an 8-8 record.

A LOOK BACK: Last year's squad went 18-14 and earned its second consecutive NIT bid, for the 11th postseason berth under **Phil Martelli**.

KEEPING IT IN THE FAMILY: Phil Martelli's staff consists of three former Hawk players. Assistant coach **Mark Bass** was a junior on Martelli's first team in 1995-96, and then was a senior on the squad that reached the NIT Final in 1997. Assistant coach **Geoff Arnold** played for the Hawks from 1982 to 1986, and was a member of the 1986 Atlantic 10 championship team. Arnold was a member of Martelli's coaching staff for one season in 1995-96, and then returned to Hawk Hill at the start of the 2008-09 season. Director of basketball operations **Rob Sullivan** was a member of the 2004 Elite Eight team.

NEW YORK, NEW YORK: The Atlantic 10 Championship will be held at the Barclays Center in Brooklyn from March 12 to 16. The championship game is set for March 16 at 1 p.m. with the telecast on CBS.

LOOKING AHEAD: Saint Joseph's hosts Dayton in a rare Tuesday evening game on Feb. 25 and then goes on the road for a pair - at St. Bonaventure on March 1 and at George Washington on March 5. The Hawks close out the regular season at home on March 9 against La Salle.

HAWKS IN THE A-10 STATS

(thru games of Feb. 19)

	Category	All	A-10
DeAndre' Bembry	Scoring	30th	23rd
	Rebounding	- -	- -
	Def. Reb.	- -	- -
	Minutes	- -	- -
	Steals	- -	9th-T
L. Galloway	Scoring	5th	13th
	FT Pct.	7th	- -
	3-Pt. Pct.	6th	- -
	3-Pt. FGM	2nd	5th-T
	Minutes	4th	2nd
	Steals	- -	15th
Halil Kanacevic	Scoring	- -	20th
	Rebounding	2nd	4th
	Assists	4th	4th
	FG Pct.	9th	3rd
	Blocks	7th	10th
	Ast/TO Ratio	9th	10th
	Def. Reb.	2nd	3rd
	Off. Reb.	13th	15th-T
	Minutes	- -	8th
Ronald Roberts	Scoring	15th	21st
	Rebounding	10th	17th
	FG Pct.	6th	14th
	Blocks	10th	6th
	Off. Reb.	6th	8th
	Def. Reb.	11th	- -
	Minutes	- -	9th
Chris Wilson	Assists	14th	13th-T
	3-Pt. Pct.	- -	- -
	3-Pt. FGM	- -	- -
	Ast/TO Ratio	- -	12th
	Minutes	- -	10th

TEAM	Category	All	A-10
	Scoring Off	9th	11th
	Scoring Defense	5th	2nd
	Scoring Margin	8th	7th
	FT Pct.	13th	13th
	FG Pct.	4th	4th
	FG Pct. Defense	5th	4th
	3-Pt. FG Pct.	2nd	7th
	3-Pt. FG Made	4th	5th-T
	3-Pt. FG Pct. Def	11th	10th
	Reb. Offense	10th	9th
	Reb. Defense	4th	5th-T
	Reb. Margin	5th	9th
	Blocked Shots	4th	2nd
	Assists	6th	6th
	Steals	13th	10th
	Turnover Margin	12th	11th
	Ast/TO Ratio	6th	7th
	Off. Rebs	12th	11th-T
	Def. Rebs	4th	4th

FREE THROW SHOOTING

Final 5:00 of game (regulation only)

Player	FTM	FTA	Pct.
Evan Maschmeyer	6	6	1.000
Isaiah Miles	2	2	1.000
Papa Ndao	8	8	1.000
Brendan Casper	2	2	1.000
Langston Galloway	30	42	.714
Chris Wilson	15	24	.625
DeAndre' Bembry	6	10	.600
Halil Kanacevic	9	16	.562
Ronald Roberts	16	30	.533
Colin Kelly	1	2	.500
Javon Baumann	2	5	.400
Daryus Quarles	1	4	.250
Eric Kindler	0	1	.000
Team	**98**	**152**	**.645**

Final 1:00 of game (regulation only)

Player	FTM	FTA	Pct.
Isaiah Miles	2	2	1.000
Papa Ndao	6	6	1.000
Evan Maschmeyer	2	2	1.000
Chris Wilson	11	14	.786
Langston Galloway	18	23	.782
Ronald Roberts	7	11	.636
Halil Kanacevic	4	6	.667
DeAndre' Bembry	3	6	.500
Colin Kelly	1	2	.500
Daryus Quarles	1	4	.250
Eric Kindler	0	1	.000
Team	**55**	**77**	**.714**

DUNKS

Player	Dunks
Ronald Roberts	37
Halil Kanacevic	11
DeAndre' Bembry	10
Langston Galloway	10
Javon Baumann	1
Daryus Quarles	1
Papa Ndao	1

Assists on Dunks

Player	Passes	Lob Passes
Halil Kanacevic	17	6
DeAndre' Bembry	9	1
Langston Galloway	4	1
Chris Wilson	5	0
Papa Ndao	1	0
Evan Maschmeyer	0	1

JESUIT BASKETBALL SPOTLIGHT

Today's matchup between Saint Joseph's and Fordham is part of the nationwide Jesuit Basketball Spotlight project, using Jesuit basketball to raise awareness of Jesuit education. Both are Jesuit schools.

Jesuit opponents on Saint Joseph's schedule this year are: Creighton, Loyola-Md., Saint Louis and Fordham.

The Jesuit Basketball Spotlight project, which is in its fifhh year, highlights games this season between men's and women's teams from the 28 Jesuit colleges and universities across the United States. Each of the 28 is dedicated to strong academics and teaching women and men to serve others and live a faith that does justice. The spotlight project includes awareness announcements during these designated games and during gamecasts on radio and television; and other awareness opportunities.

Jesuit, Catholic colleges and universities in the United States have more than 200,000 students currently and more than 1.7 million living alumni. The Jesuit educational mission began in Europe approximately 500 years ago.

THE LAST TIME . . .

SAINT JOSEPH'S . . .

Won in overtime	79-70 vs. Notre Dame, 11/16/12
Lost in overtime	92-86 at #22 VCU, 1/17/13
Won in double overtime	83-81 over Lafayette, 12/29/00
Lost in double overtime	98-93 at St. Bonaventure, 2/29/12
Won in triple overtime	92-86 over Rhode Island, 1/10/09
Played a Top 10 opponent	97-89 loss to #3 Villanova, 12/9/09
Played a ranked opponent	73-68 win over #21 Massachusetts, 2/1/14
Defeated a Top 10 opponent	71-66 win over #8 Xavier, 3/6/08
Defeated a Top 25 opponent	73-68 win over #21 Massachusetts, 2/1/14
Was ranked in the Top 25	#5 by AP and ESPN/*USA Today*, 4/7/04
Won by 50 points or more	114-63 (51 pts) over St. Bonaventure, 1/24/04
Won by 40-49 points	82-42 (40 pts) over Penn, 1/19/08
Won by 30-39 points	81-44 (37 pts) over Rhode Island, 3/6/13
Won by 20-29 points	85-68 (27 pts) over Penn, 1/18/14
Scored 100 points or more	114-63 win over St. Bonaventure, 1/24/04
Scored less than 50 points	52-40 loss at Charlotte, 3/9/13
Shot 60 percent or better	64.6% vs. Duquesne, 1/15/14
Shot 50-59 percent	56.4% at Penn, 1/18/14
Shot under 30 percent	29.2% at Charlotte, 3/9/13
Made 10 or more 3-point field goals	16 at Penn, 1/18/14
Did not make any 3-point field goals	0 vs. Massachusetts, 2/26/09
Totaled 50 or more rebounds	50 at St. Bonaventure, 1/14/09
Had less than 25 rebounds	19 at La Salle, 2/16/13
Totaled 20 or more assists	24 at Penn, 1/18/14
Had 20 or more turnovers	22 vs. Duquesne, 1/15/14
Had 15 or more steals	15 vs. Lehigh, 12/20/09
Had 10 or more blocks	10 at Duquesne, 1/12/13
Had 4 players in double figures	vs. #21 Massachusetts, 2/1/14
Had 5 players in double figures	at La Salle, 2/15/14

A SAINT JOSEPH'S PLAYER . . .

Scored 40 or more points	47, Tony Costner vs. Alaska-Anchorage, 12/30/83 **
Scored 30 or more points	32, Carl Jones vs. Iona, 12/28/12
Scored 25-29 points:	26, Langston Galloway vs. Duquesne, 1/15/14
Scored 20-24 points:	24, Langston Galloway vs. VCU, 2/8/14
Made 8 or more 3-point field goals:	8, Pat Carroll vs. Duquesne, 2/5/05
Made 10 or more free throws:	10, Carl Jones vs. VCU, 3/15/13
Attempted 15 or more free throws:	16, Ronald Roberts vs. Notre Dame, 11/16/12
Attempted 20 or more field goals:	21 (6 made), Tasheed Carr vs. Temple, 3/12/09
Had 10-19 rebounds:	10, Halil Kanacevic vs. VCU, 2/8/14
Had 20 or more rebounds:	20, Ahmad Nivins vs. Rhode Island, 1/10/09
Had 10 or more blocks:	10, Dwayne Jones vs. St. Bonaventure, 3/19/05
Had 5-9 blocks:	5, C.J. Aiken at Saint Louis, 2/27/13
Had 5 or more steals:	5, Langston Galloway vs. Siena, 11/29/13
Had 10 or more assists:	12, Halil Kanacevic at Penn, 1/18/14
Had a double-double:	Halil Kanacevic (21 pts, 19 rebs) at Richmond, 1/25/14
Had a triple-double:	Dwayne Jones (11 pts, 11 rebs, 10 blk) vs. St. Bonaventure, 2/19/05
Played 40 minutes (in regulation):	Langston Galloway, Ronald Roberts, Chris Wilson at Rhode Island, 2/19/14

AN OPPONENT . . .

Scored less than 50 points	44 by Binghamton, 12/31/1
Scored less than 40 points	35 by Yale, 11/12/12
Shot under 30 percent	29.0% by Rhode Island, 3/6/13
Shot 60 percent or better	60.9% by Western Kentucky, 11/12/10
Scored 100 points or more	104 by Iona, 11/23/11

** Denotes school record

HAWKS BY THE NUMBERS

SJU's Record in Games....	
Decided by 5 points or less	7-2
Decided by 6-10 points	4-1
Decided by 11 points or more	7-4
Decided in overtime	0-0
Played during the day	6-1
Played at night	12-6
Televised	12-7
Home	9-3
Away	7-3
Neutral	2-1
In November	4-2
in December	3-2
in January	7-2
in February	4-1
In white uniforms	10-2
In crimson uniforms	7-3
In gray uniforms	1-2
When winning the opening tip-off	14-3
SJU's Record When Scoring....	
Less than 60 points	2-1
60-69 points	4-5
70-79 points	8-1
80-89 points	4-0
90-99 points	0-0
SJU's Record When Allowing....	
Less than 60 points	6-0
60-69 points	9-2
70-79 points	2-2
80-89 points	1-2
90-100 points	0-1
SJU's Record When....	
Leading at the half	11-2
Trailing at the half	7-5
SJU's Record When Shooting...	
50% or better	6-0
Less than 50%	12-7
Better than opponent	14-1
Worse than opponent	3-6
SJU's Record When...	
Outrebounding opponent	11-2
Outrebounded by opponent	6-5
Equal rebounds	1-0
Committing fewer TOs than opponent	7-1
Committing more TOs than opponent	11-5
Committing equal TOS	0-1
Committing 14 or fewer TOs	15-4
Committing 15 or more TOs	3-3
Galloway scores double figures	16-5
Roberts scores double figures	12-5
Kanacevic scores double figures	9-6
Bembry scores double figures	12-5
Four players score double figures	7-4
Five players score double figures	1-0

MISCELLANEOUS STATS

Largest winning margin: 27 vs. Binghamton
Largest lead in a game: 38 at Penn
Largest margin of defeat: 30 vs. Villanova
Largest deficit in a game: 30 vs. Villanova
Largest deficit overcome to win: 12 vs. Boston U.
Largest winning margin lost: 7 vs. Villanova

THE HAWK

The Saint Joseph's Hawk mascot has been flapping its wings for 57 years. One of the most famous mascots in college sports, the Hawk is best known for staying in constant motion by flapping its wings throughout every basketball game and representing the Saint Joseph's motto, "The Hawk Will Never Die".

The Hawk mascot was named the "Best College Basketball Tradition" by NCAA.com in 2014.

The idea for the Hawk as a mascot was originated by Jim Brennan during the 1954-55 season. Brennan, an ex-Marine and SJU cheerleader, at first wanted to secure an actual hawk, but later switched to the costume idea. The student government raised the 120 dollars needed to buy the initial costume, which Brennan donned for three years. He made his debut as the Hawk on January 4, 1956, a 69-56 win over La Salle at the Palestra. The Hawk has not missed a men's basketball game since that first season.

In addition to the constant flapping, the Hawk is also recognized by its "flying" in figure eights around the court during timeouts. The constant motion, coupled with the scrappy play of the University's athletic teams, helped to spawn the school's familiar slogan "The Hawk Will Never Die!" A few years ago, ESPN used a "flap-o-meter" on the national telecast of a Saint Joseph's game to estimate that the Hawk flaps its wings 3,500 times during a regulation game.

The Hawk is unique because it is one of the few mascots in the nation that travels to every game, and the student who holds the position gains a tuition scholarship. The student, who is selected through an interview process during the previous spring semester, also serves as a team manager for the men's basketball team and travels with the squad.

Ian Klinger, the 35th student to wear the wings, is the Hawk mascot for the second consecutive season. He is a senior finance and accounting major from Millersburg, Pa.

SAINT JOSEPH'S

The corporate title of "Saint" Joseph's University, which has been in place since Saint Joseph's was granted university status by the Commonwealth of Pennsylvania in 1979, is now the public title of the institution for all aspects of its operations.

Official reference: **Saint Joseph's University**
Saint Joseph's

Acceptable in headlines or informal references:
Saint Joseph's
SJU
St. Joe's

UNACCEPTABLE: ***St. Joseph's***

For articles on the Hawks, go to
"Hawks in the News" on SJUHawks.com

http://tinyurl.com/HawksintheNews

Media Guide Online at SJUHawks.com

http://tinyurl.com/SJUMediaGuide

ON THE AIR

TV: Saint Joseph's will again have a strong presence on television in 2013-14, with a total of 21 games scheduled for coverage, including 13 national broadcasts. (Complete schedule on page 2)

RADIO: Saint Joseph's University and CBS Sports Radio 610 AM (WIP) are in the third year of the partnership to broadcast every Hawk game. The Saint Joseph's Sports Network team of **Matt Martucci** and **Joe Lunardi** will provide the play-by-play and color commentary. Martucci, a 2006 Syracuse University graduate, is in his fifth year as full-time play-by-play announcer. Lunardi, in his 24th year on the Hawks' radio broadcasts, is the associate vice president for marketing at Saint Joseph's, and is a college basketball analyst for ESPN.com with his popular "Bracketology" column. Games can also be heard via audio streaming free of charge on **www.SJUHawks.com**. CBS Sports Radio 610 will also be the home of Phil Martelli's "HawkTalk" radio show, which will air once a week from 6 to 7 p.m. beginning on January 6.

VIDEO STREAMING: This season, live video broadcasts of many SJU games will be broadcast through the new Atlantic 10 Digital Network as part of the Atlantic 10 Conference's partnership with NeuLion, Inc. with a subscription to Hawks' All-Access (SJUHawks.com). (See schedule on pg. 2)

The Atlantic 10 Conference has also formed a partnership with **Campus Insiders** (www.campusinsiders.com). Campus Insiders is the leading digital content syndication source and online destination for 190 million college sports fans. A total of four Saint Joseph's games will be streamed free of charge on CampusInsiders.com. They are: Nov. 16 vs. Creighton; Jan. 8 at Massachusetts; Feb. 5 vs. Saint Louis; and March 5 at George Washington.

INTERNET: Information for Saint Joseph's basketball is found at SJU's athletics website, **www.SJUHawks.com** with statistics, updated game notes, and live in-game statistics for all Hawk home games, and selected road games. Through Hawks All-Access, fans can follow every home game through audio streaming as well as video streaming for non-televised games. All road games are covered with audio streaming and video streaming also available for selected ones. Video features on the team will also be available on the site.

CBS SPORTS RADIO PHILADELPHIA 610AM

A-10 COACHES' CONFERENCE CALL

Every Monday, from January 6 thru March 6, the A-10 will conduct a teleconference with each of its head men's basketball coaches. Members of the media are strongly encouraged to participate in the questioning and should contact the Atlantic 10 at 757-706-3058 for the call-in number. The schedule is as follows (all times are EASTERN):

10:04 am - Derek Kellogg, Massachusetts
10:11 am - Archie Miller, Dayton
10:18 am - Paul Hewitt, George Mason
10:25 am - Shaka Smart, VCU
10:32 am - Jim Ferry, Duquesne
10:39 am - Tom Pecora, Fordham
10:46 am - Phil Martelli, Saint Joseph's
10:53 am - Mike Lonergan, GW
11:00 am - Mark Schmidt, St. Bonaventure
11:07 am - John Giannini, La Salle
11:14 am - Chris Mooney, Richmond
11:21 am - Dan Hurley, Rhode Island
11:28 am - Jim Crews, Saint Louis

CAREER HIGHS

#34 JAVON BAUMANN
PTS: 8 vs. Duquesne (1/15/14)
REB: 6 vs. Marist (11/13/13)
AST: 2 vs. Duquesne (1/15/14)
FGM: 4 vs. Duquesne (1/15/14)
FGA: 5 vs. Duquesne (1/15/14)
3FGM: - -
3FGA: - -
FTM: 1 (2x) last at Penn (1/18/14)
FTA: 4 at Penn (1/18/14)
BLK: 2 vs. Siena (11/29/13)
STL: 1 at Vermont (11/9/13)
TO: 2 vs. Marist (11/13/13)
MIN: 20 vs. Duquesne (1/15/14)

#43 DeANDRE' BEMBRY
PTS: 20 vs. Creighton (11/16/13)
REB: 9 (2x) last at Loyola (12/21/13)
AST: 8 vs. Binghamton (12/31/13)
FGM: 8 (2x) last vs. VCU (2/8/14)
FGA: 17 at Richmond (1/25/14)
3FGM: 4 vs. Creighton (11/16/13)
3FGA: 8 vs. Creighton (11/16/13)
FTM: 5 (5x) last at La Salle (2/15/14)
FTA: 8 (3x) last vs. Saint Louis (2/5/14)
BLK: 2 (2x) last vs. Duquesne (1/15/14)
STL: 3 (3x) last at La Salle (2/15/14)
TO: 4 (6x) last vs. Massachusetts (2/1/14)
MIN: 39 (2x) last at La Salle (2/15/14)

#20 BRENDAN CASPER
PTS: 2 vs. Marist (11/13/13)
REB: 1 vs. Duquesne (1/15/14)
AST: 1 vs. Duquesne (1/15/14)
FGM: 1 vs. Marist (11/13/13)
FGA: 4 vs. Marist (11/13/13)
3FGM: - -
3FGA: - -
FTM: 2 at Penn (1/18/14)
FTA: 2 at Penn (1/18/14)
BLK: - -
STL: 1 at Penn (1/18/14)
TO: - -
MIN: 3 (2x) last at Penn (1/18/14)

#10 LANGSTON GALLOWAY
PTS: 32 at Penn (1/21/12)
REB: 9 (7x) last vs. Penn (1/19/13)
FGM: 10 (4x) last vs. Duquesne (1/15/14)
FGA: 19 at VCU (1/17/13)
3FGM: 7 (2x) last at Penn (1/18/14)
3FGA: 12 (2x) last at Temple (12/4/13)
FTM: 9 at George Mason (1/11/14)
FTA: 11 at George Mason (1/11/14)
AST: 8 vs. Rutgers (11/26/10)
BLK: 3 at Fairfield (11/23/10)
STL: 7 vs. Minnesota (12/8/10)
TO: 5 vs. Charlotte (1/7/12)
MIN: 49 at Iona (11/23/11)

#21 HALIL KANACEVIC
PTS: 27 vs. Drexel (12/18/13)
REB: 19 at Richmond (1/25/14)
FGM: 12 vs. Drexel (12/18/13)
FGA: 15 at George Mason (1/11/14)
3FGM: 3 vs. Notre Dame (11/16/12)
3FGA: 5 vs. Notre Dame (11/16/12)
FTM: 6 vs. Fordham (3/2/13)
FTA: 8 (3x) last vs. Massachusetts (1/8/14)
AST: 12 (2x) last at Penn (1/18/14)
BLK: 7 vs. Morgan State (12/28/11)
STL: 4 (2x) last vs. LSU (11/28/13)
TO: 7 at Xavier (1/18/12)
MIN: 44 vs. Notre Dame (11/16/12)

#41 COLIN KELLY
PTS: 2 vs. Duquesne (1/15/14)
REB: 1 (3x) last vs. Duquesne (1/15/14)
AST: - -
FGM: 1 vs. Duquesne (1/15/14)
FGA: 2 vs. Duquesne (1/15/14)
3FGM: - -
3FGA: 1 at Penn (1/18/14)
FTM: 1 vs. Binghamton (12/31/13)
FTA: 2 (2x) last vs. Binghamton (12/31/13)
BLK: 1 (2x) last vs. Duquesne (1/15/14)
STL: - -
TO: 1 (2x) last vs. Duquesne (1/15/14)
MIN: 5 vs. Duquesne (1/15/14)

#25 ERIC KINDLER
PTS: 3 vs. Rhode Island (3/6/13)
REB: 2 vs. Marist (11/13/13)
AST: 1 (2x) last vs. Binghamton (12/31/13)
FGM: 1 (2x) last vs. Rhode Island (3/6/13)
FGA: 1 (3x) last at Penn (1/18/14)
3FGM: - -
3FGA: 1 vs. Binghamton (12/31/13)
FTM: 1 vs. Rhode Island (3/6/13)
FTA: 2 vs. Rhode Island (3/6/13)
BLK: - -
STL: 1 (2x) last vs. Rhode Island (3/6/13)
TO: 1 (2x) last at Penn (1/18/14)
MIN: 3 at Penn (1/18/14)

#0 EVAN MASCHMEYER
PTS: 7 vs. Binghamton (12/31/13)
REB: 2 (6x) last vs. VCU (2/8/14)
FGM: 2 vs. Binghamton (12/31/13)
FGA: 4 vs. Duquesne (1/15/14)
3FGM: 2 vs. Binghamton (12/31/13)
3FGA: 3 vs. Binghamton (12/31/13)
FTM: 4 vs. Siena (11/29/13)
FTA: 4 (2x) last vs. Siena (11/29/13)
AST: 2 (4x) last at Loyola (12/21/13)
BLK: - -
STL: 1 (5x) last vs. Washington St. (12/1/13)
TO: 4 vs. Binghamton (12/31/13)
MIN: 15 at Loyola (12/21/13)

#15 ISAIAH MILES
PTS: 17 at Loyola (12/21/13)
REB: 6 vs. Binghamton (12/31/13)
AST: 1 (7x) last at Temple (12/4/13)
FGM: 4 (2x) last vs. Binghamton (12/31/13)
FGA: 6 vs. Binghamton (12/31/13)
3FGM: 2 (4x) last at Penn (1/18/14)
3FGA: 5 vs. Washington St. (12/1/13)
FTM: 8 at Loyola (12/21/13)
FTA: 8 at Loyola (12/21/13)
BLK: 2 (2x) last vs. Rhode Island (1/22/14)
STL: 1 (3x) last at Loyola (12/21/13)
TO: 3 vs. Binghamton (12/31/13)
MIN: 20 vs. Binghamton (12/31/13)

#22 KYLE MOLOCK
PTS: - -
REB: - -
AST: 1 vs. Marist (11/13/13)
FGM: - -
FGA: 1 vs. Marist (11/13/13)
3FGM: - -
3FGA: - -
FTM: 2 at Loyola (12/21/13)
FTA: 2 at Loyola (12/21/13)
BLK: - -
STL: - -
TO: 3 vs. Duquesne (1/15/14)
MIN: 6 vs. Duquesne (1/15/14)

#32 PAPA NDAO
PTS: 13 at George Mason (1/11/14)
REB: 7 vs. Duquesne (1/15/14)
FGM: 4 at George Mason (1/11/14)
FGA: 7 vs. Morgan State (12/28/11)
3FGM: 3 (2x) last at Penn (1/18/14)
3FGA: 6 vs. Morgan State (12/28/11)
FTM: 4 at Loyola (12/21/13)
FTA: 4 at Loyola (12/21/13)
AST: 2 (4x) last at George Mason (1/11/14)
BLK: 4 vs. Morgan State (12/28/11)
STL: 2 at Penn (1/21/12)
TO: 3 (5x) last vs. Massachusetts (1/8/14)
MIN: 37 at George Mason (1/11/14)

#11 DARYUS QUARLES
PTS: 17 vs. Norfolk State (11/20/10)
REB: 6 vs. Penn State (11/26/11)
FGM: 5 (4x) last at GW (2/18/12)
FGA: 12 (2x) last vs. Duquesne (1/5/11)
3FGM: 4 vs. Norfolk State (11/20/10)
3FGA: 7 vs. Duquesne (1/5/11)
FTM: 4 at Richmond (2/1/12)
FTA: 7 at GW (2/18/12)
AST: 6 vs. GW (1/8/11)
BLK: 2 vs. GW (1/8/11)
STL: 2 (3x) last vs. Marist (11/13/13)
TO: 3 (5x) last vs. Duquesne (1/15/14)
MIN: 31 at GW (2/18/12)

#13 RONALD ROBERTS, JR.
PTS: 27 vs. Dayton (1/25/12)
REB: 16 vs. Notre Dame (11/16/12)
FGM: 10 vs. Dayton (1/25/12)
FGA: 16 vs. Fairfield (12/22/12)
3FGM: - -
3FGA: - -
FTM: 11 vs. Notre Dame (11/16/12)
FTA: 16 vs. Notre Dame (11/16/12)
AST: 4 at Duquesne (1/12/13)
BLK: 4 (2x) last vs. Saint Louis (2/5/14)
STL: 4 vs. Denver (1/4/13)
TO: 5 at Temple (12/4/13)
MIN: 41 (2x) last at VCU (1/17/13)

#24 CHRIS WILSON
PTS: 19 (2x) last vs. Boston Univ. (12/29/13)
REB: 9 at Coppin State (12/4/12)
FGM: 7 vs. Boston Univ. (12/29/13)
FGA: 14 vs. Boston Univ. (12/29/13)
3FGM: 5 vs. Butler (1/9/13)
3FGA: 8 at Duquesne (1/12/13)
FTM: 7 at St. Bonaventure (2/29/12)
FTA: 8 at St. Bonaventure (2/29/12)
AST: 9 at VCU (1/17/13)
BLK: 2 (2x) last at George Mason (1/11/14)
STL: 3 (2x) last vs. Morgan State (1/5/13)
TO: 5 vs. Coppin State (12/21/11)
MIN: 41 vs. Notre Dame (11/16/12)

SEASON HIGHS

#34 JAVON BAUMANN
PTS: 8 vs. Duquesne (1/15/14)
REB: 6 vs. Marist (11/13/13)
AST: 2 vs. Duquesne (1/15/14)
FGM: 4 vs. Duquesne (1/15/14)
FGA: 5 vs. Duquesne (1/15/14)
3FGM: - -
3FGA: - -
FTM: 1 (2x) last at Penn (1/18/14)
FTA: 4 at Penn (1/18/14)
BLK: 2 vs. Siena (11/29/13)
STL: 1 at Vermont (11/9/13)
TO: 2 vs. Marist (11/13/13)
MIN: 20 vs. Duquesne (1/15/14)

#43 DeANDRE' BEMBRY
PTS: 20 vs. Creighton (11/16/13)
REB: 9 (2x) last at Loyola (12/21/13)
AST: 8 vs. Binghamton (12/31/13)
FGM: 8 (2x) last vs. VCU (2/8/14)
FGA: 17 at Richmond (1/25/14)
3FGM: 4 vs. Creighton (11/16/13)
3FGA: 8 vs. Creighton (11/16/13)
FTM: 5 (5x) last at La Salle (2/15/14)
FTA: 8 (3x) last vs. Saint Louis (2/5/14)
BLK: 2 (2x) last vs. Duquesne (1/15/14)
STL: 3 (3x) last at La Salle (2/15/14)
TO: 4 (6x) last vs. Massachusetts (2/1/14)
MIN: 39 vs. Massachusetts (1/8/14)

#20 BRENDAN CASPER
PTS: 2 vs. Marist (11/13/13)
REB: 1 vs. Duquesne (1/15/14)
AST: 1 vs. Duquesne (1/15/14)
FGM: 1 vs. Marist (11/13/13)
FGA: 4 vs. Marist (11/13/13)
3FGM: - -
3FGA: - -
FTM: 2 at Penn (1/18/14)
FTA: 2 at Penn (1/18/14)
BLK: - -
STL: 1 at Penn (1/18/14)
TO: - -
MIN: 3 (2x) last at Penn (1/18/14)

#10 LANGSTON GALLOWAY
PTS: 27 vs. Siena (11/29/13)
REB: 8 vs. Marist (11/13/13)
AST: 3 vs. Marist (11/13/13)
FGM: 10 vs. Duquesne (1/15/14)
FGA: 17 at Richmond (1/25/14)
3FGM: 6 (5x) last at Penn (1/18/14)
3FGA: 12 last at Temple (12/4/13)
FTM: 9 at George Mason (1/11/14)
FTA: 11 at George Mason (1/11/14)
BLK: 2 vs. Villanova (12/7/13)
STL: 5 vs. Siena (11/29/13)
TO: 3 (2x) last at George Mason (1/11/14)
MIN: 40 (4x) last at Rhode Island (2/19/14)

#21 HALIL KANACEVIC
PTS: 27 vs. Drexel (12/18/13)
REB: 19 at Richmond (1/25/14)
AST: 12 at Penn (1/18/14)
FGM: 12 vs. Drexel (12/18/13)
FGA: 15 at George Mason (1/11/14)
3FGM: 2 vs. Massachusetts (1/8/14)
3FGA: 5 vs. Creighton (11/16/13)
FTM: 5 (3x) last at George Mason (1/11/14)
FTA: 8 (2x) last vs. Massachusetts (1/8/14)
BLK: 4 (2x) last at La Salle (2/15/14)
STL: 4 vs. LSU (11/28/13)
TO: 5 (4x) last vs. Saint Louis (2/5/14)
MIN: 40 (5x) last vs. VCU (2/8/14)

#41 COLIN KELLY
PTS: 2 vs. Duquesne (1/15/14)
REB: 1 (2x) last vs. Duquesne (1/15/14)
AST: - -
FGM: 1 vs. Duquesne (1/15/14)
FGA: 2 vs. Duquesne (1/15/14)
3FGM: - -
3FGA: 1 at Penn (1/18/14)
FTM: 1 vs. Binghamton (12/31/13)
FTA: 2 vs. Binghamton (12/31/13)
BLK: 1 vs. Duquesne (1/15/14)
STL: - -
TO: 1 vs. Duquesne (1/15/14)
MIN: 5 vs. Duquesne (1/15/14)

#25 ERIC KINDLER
PTS: - -
REB: 2 (2x) last vs. Binghamton (12/31/13)
AST: 1 vs. Binghamton (12/31/13)
FGM: - -
FGA: 1 (2x) last at Penn (1/18/14)
3FGM: - -
3FGA: 1 vs. Binghamton (12/31/13)
FTM: - -
FTA: 1 vs. Duquesne (1/15/14)
BLK: - -
STL: - -
TO: 1 at Penn (1/18/14)
MIN: 3 (2x) last at Penn (1/18/14)

#0 EVAN MASCHMEYER
PTS: 7 vs. Binghamton (12/31/13)
REB: 2 (3x) last vs. VCU (2/8/14)
AST: 2 at Loyola (12/21/13)
FGM: 2 vs. Binghamton (12/31/13)
FGA: 4 vs. Duquesne (1/15/14)
3FGM: 2 vs. Binghamton (12/31/13)
3FGA: 3 vs. Binghamton (12/31/13)
FTM: 4 vs. Siena (11/29/13)
FTA: 4 vs. Siena (11/29/13)
BLK: - -
STL: 1 vs. Washington St. (12/1/13)
TO: 4 vs. Binghamton (12/31/13)
MIN: 15 at Loyola (12/21/13)

#15 ISAIAH MILES
PTS: 17 at Loyola (12/21/13)
REB: 4 at Vermont (11/9/13)
AST: 1 (2x) last vs. Marist (11/13/13)
FGM: 4 (2x) last vs. Binghamton (12/31/13)
FGA: 6 vs. Binghamton (12/31/13)
3FGM: 2 (3x) last at Penn (1/18/14)
3FGA: 4 (2x) last at Penn (1/18/14)
FTM: 8 at Loyola (12/21/13)
FTA: 8 at Loyola (12/21/13)
BLK: 2 (2x) last vs. Rhode Island (1/22/14)
STL: 1 (2x) last at Loyola (12/21/13)
TO: 4 vs. Binghamton (12/31/13)
MIN: 20 vs. Binghamton (12/31/13)

#22 KYLE MOLOCK
PTS: - -
REB: - -
AST: 1 vs. Marist (11/13/13)
FGM: - -
FGA: 1 vs. Marist (11/13/13)
3FGM: - -
3FGA: - -
FTM: 2 at Loyola (12/21/13)
FTA: 2 at Loyola (12/21/13)
BLK: - -
STL: - -
TO: 3 vs. Duquesne (1/15/14)
MIN: 6 vs. Duquesne (1/15/14)

#32 PAPA NDAO
PTS: 13 at George Mason (1/11/14)
REB: 7 vs. Duquesne (1/15/14)
AST: 2 at George Mason (1/11/14)
FGM: 4 at George Mason (1/11/14)
FGA: 4 at George Mason (1/11/14)
3FGM: 3 (2x) last at Penn (1/18/14)
3FGA: 5 at Rhode Island (2/19/14)
FTM: 4 at Loyola (12/21/13)
FTA: 4 at Loyola (12/21/13)
BLK: 2 at George Mason (1/11/14)
STL: 1 (3x) last at Dayton (1/29/14)
TO: 3 vs. Massachusetts (1/8/14)
MIN: 37 at George Mason (1/11/14)

#11 DARYUS QUARLES
PTS: 9 vs. Duquesne (1/15/14)
REB: 4 (2x) last vs. Duquesne (1/15/14)
AST: 2 vs. Washington St. (12/1/13)
FGM: 3 (2x) last vs. Duquesne (1/15/14)
FGA: 6 vs. Washington St. (12/1/13)
3FGM: 2 (2x) last vs. Duquesne (1/15/14)
3FGA: 3 (3x) last at Temple (12/4/13)
FTM: 3 at Vermont (11/9/13)
FTA: 5 at Vermont (11/9/13)
BLK: 1 vs. Villanova (12/7/13)
STL: 2 vs. Marist (11/13/13)
TO: 3 vs. Duquesne (1/15/14)
MIN: 25 vs. Villanova (12/7/13)

#13 RONALD ROBERTS, JR.
PTS: 21 (3x) last vs. Washington St. (12/1/13)
REB: 15 vs. Denver (1/4/13)
AST: 4 at Loyola (12/21/13)
FGM: 9 (2x) last vs. Siena (11/29/13)
FGA: 14 vs. Boston Univ. (12/29/13)
3FGM: - -
3FGA: - -
FTM: 9 vs. Massachusetts (2/1/14)
FTA: 14 vs. Saint Louis (2/5/14)
BLK: 4 vs. Saint Louis (2/5/14)
STL: 4 vs. Denver (1/4/13)
TO: 5 at Temple (12/4/13)
MIN: 40 at Rhode Island (2/19/14)

#24 CHRIS WILSON
PTS: 19 vs. Boston Univ. (12/29/13)
REB: 8 at Richmond (1/25/14)
AST: 8 vs. Duquesne (1/15/14)
FGM: 7 vs. Boston Univ. (12/29/13)
FGA: 14 vs. Boston Univ. (12/29/13)
3FGM: 6 vs. Creighton (11/16/13)
3FGA: 11 vs. Creighton (11/16/13)
FTM: 6 at Loyola (12/21/13)
FTA: 6 at Loyola (12/21/13)
BLK: 2 at George Mason (1/11/14)
STL: 3 vs. Denver (1/4/13)
TO: 5 at George Mason (1/11/14)
MIN: 40 at Rhode Island (2/19/14)

GAME RECAPS

Game 1: November 13, 2013 - Patrick Gym - Burlington, Vt.
SJU 74 -Vermont 64

Langston Galloway and **Ronald Roberts, Jr.**, scored 21 points apiece to lead Saint Joseph's to a 74-64 win at Vermont in the season opener for both teams, while freshman **DeAndre' Bembry** scored 11 points in his collegiate debut. The Hawks shot a blistering 65 percent from the field in the first half, but cooled off in the second as Vermont cut a 17-point deficit to just three points at the 10-minute mark of the second. But SJU's seniors – Galloway, Roberts, **Daryus Quarles** and **Halil Kanacevic** - pulled the Hawks through as the classmates scored all of the points in a 10-1 run to give them a more comfortable 64-53 lead with 4:21 to play. Roberts, who shot 8-for-13 from the field, added nine rebounds while Kanacevic had seven as the Hawks outrebounded the Catamounts, 41-28.

			tot-fg		3-pt				rebounds									
##	Player		fg	fga	fg	fga	ft	fta	of	de	tot	pf	tp	a	to	blk	s	min
10	GALLOWAY, L	*	6	14	3	7	6	8	1	2	3	3	21	0	2	0	0	38
13	ROBERTS, Ronald	*	8	13	0	0	5	7	3	6	9	4	21	0	4	1	0	35
24	WILSON, Chris	*	3	9	0	2	2	2	0	2	2	0	8	2	1	0	0	34
43	BEMBRY, DeAndre	*	4	8	2	4	1	4	0	6	6	3	11	2	2	1	0	32
45	KANACEVIC, Halil	*	0	1	0	0	2	2	1	6	7	5	2	3	3	0	1	20
00	MASCHMEYER, E		0	0	0	0	0	0	0	0	0	0	0	1	0	0	0	2
11	QUARLES, Daryus		1	2	0	1	3	5	2	2	4	4	5	0	0	0	0	14
15	MILES, Isaiah		2	4	1	2	1	2	3	1	4	3	6	1	1	2	1	19
34	BAUMANN, Javon		0	1	0	0	0	0	0	1	1	0	0	1	0	0	1	6
	TEAM								1	4	5				1			
	Totals.....		24	52	6	16	20	30	11	30	41	22	74	10	14	4	3	200

TOTAL FG% 1st Half: 17-26 65.4% 2nd Half: 7-26 26.9% Game: 46.2% DEADBALL
3-Pt. FG% 1st Half: 6-12 50.0% 2nd Half: 0-4 0.0% Game: 37.5% REBOUNDS
F Throw %1st Half: 3-6 50.0% 2nd Half: 17-24 70.8% Game: 66.7% 5

Vermont 0-1

			tot-fg		3-pt				rebounds									
##	Player		fg	fga	fg	fga	ft	fta	of	de	tot	pf	tp	a	to	blk	s	min
01	Voelkel, Brian	*	1	2	0	0	4	7	1	9	10	5	6	3	4	1	2	33
02	Apfeld, Luke	*	1	2	0	1	0	0	1	1	2	5	2	1	1	0	1	17
12	Carissimo, Sandro	*	4	16	2	5	0	0	1	0	1	4	10	3	1	1	0	36
21	Rusin, Candon	*	5	11	2	7	3	6	0	1	1	4	15	1	1	0	0	30
31	Rugg, Clancy	*	3	9	0	1	11	13	3	3	6	1	17	1	2	2	2	30
05	Harold, Hector		1	4	0	2	1	2	0	4	4	2	3	2	0	0	0	16
14	Elbaum, Josh		1	1	0	0	0	0	0	1	1	0	2	0	0	0	1	11
20	Wills, Dre		0	0	0	0	0	0	0	0	0	1	0	0	0	0	0	2
32	O'Day, Ethan		4	5	0	0	1	1	0	1	1	4	9	0	0	3	0	18
34	Steidl, Kurt		0	1	0	1	0	0	0	0	0	0	0	0	0	0	0	7
	TEAM									2	2							
	Totals.....		20	51	4	17	20	29	6	22	28	26	64	11	9	7	6	200

TOTAL FG% 1st Half: 8-24 33.3% 2nd Half: 12-27 44.4% Game: 39.2% DEADBALL
3-Pt. FG% 1st Half: 2-10 20.0% 2nd Half: 2-7 28.6% Game: 23.5% REBOUNDS
F Throw % 1st Half: 8-11 72.7% 2nd Half: 12-18 66.7% Game: 69.0% 4

Officials: Brian Dorsey, Paul Faia, Rob Riley
Technical fouls: Saint Joseph's-None. Vermont-None.
Attendance: 2,698

Score by Periods	1st	2nd	Total
Saint Joseph's	43	31	74
Vermont	26	38	64

Game 2: November 13, 2013 - Hagan Arena
SJU 81- Marist 62

Langston Galloway scored 20 points and **Halil Kanacevic** and **Ronald Roberts, Jr.**, each posted a double-double as Saint Joseph's defeated Marist, 81-62, in the Hawks' home opener. Kanacevic just missed a triple-double with 12 points, 11 rebounds and eight assists, while Roberts had 16 points and 10 rebounds. Galloway shot 6-for-8 from the field, and 3-for-5 from three-point range, while also grabbing eight rebounds. SJU scored the first 12 points of the game in the first four minutes and never trailed in the contest. With SJU leading 12-0, Marist went on a 10-3 run to close to 15-10, but the Hawks would increase it to 20-10 by the midway point of the half. The Hawks closed the half with an 18-8 run to take a 40-25 lead at halftime. Both teams were cold from three-point range in the first half, with the Hawks going 1-for-6 and Marist going 0-for-11. That changed in the second as Saint Joseph's shot 60 percent (6-for-10) while Marist connected on 6-for-11 long-range shots. A three-pointer by **Chris Wilson** at 8:41 gave Saint Joseph's its biggest margin of the game, 71-47, and the Hawks maintained close to a 20-point lead for the rest of the way.

Marist (0-3)

			tot-fg		3-pt				rebounds									
##	Player		fg	fga	fg	fga	ft	fta	of	de	tot	pf	tp	a	to	blk	s	min
20	BOWIE, Jay	f	4	5	2	3	1	2	2	1	3	1	11	3	0	0	1	33
50	KEMP, Adam	f	3	3	0	0	0	1	2	2	4	4	6	0	1	0	0	19
05	HART, Khallid	g	2	8	1	4	2	4	0	4	4	2	7	2	3	0	2	24
11	MORTON, Isaiah	g	1	10	1	8	1	2	0	1	1	2	4	3	1	0	1	30
40	LEWIS, Chavaughn	g	9	20	2	6	6	7	0	5	5	3	26	3	2	1	0	36
01	BROOKS, Kentrall		0	0	0	0	0	0	0	0	0	0	0	0	0	0	0	1
04	COLLETTA, Nick		0	1	0	0	0	0	0	0	0	1	0	0	1	0	1	8
21	WHITFIELD, T		0	0	0	0	0	0	0	0	0	0	0	0	0	0	0	1
24	THOMAS, Manny		1	2	0	0	0	0	0	0	0	0	2	0	0	0	0	4
30	RAMSEY, Patrick		0	0	0	0	0	0	0	0	0	0	0	0	0	0	0	1
32	CURRY, T.J.		0	1	0	1	2	2	0	0	0	2	2	1	1	0	0	9
34	PRINSLOO, Pieter		1	3	0	2	0	0	0	4	4	2	2	0	0	2	0	19
35	LAWRENCE, Phillip		1	2	0	1	0	0	0	0	0	0	2	1	0	0	0	9
44	TRUOG, Eric		0	1	0	0	0	0	1	1	2	1	0	0	0	0	0	6
	TEAM									3	3							
	Totals.....		22	56	6	25	12	18	5	21	26	18	62	13	9	3	5	200

TOTAL FG% 1st Half: 11-30 36.7% 2nd Half: 11-26 42.3% Game: 39.3% DEADBALL
3-Pt. FG% 1st Half: 0-11 0.0% 2nd Half: 6-14 42.9% Game: 24.0% REBOUNDS
F Throw % 1st Half: 3-6 50.0% 2nd Half: 9-12 75.0% Game: 66.7% 1

Saint Joseph's (2-0)

			tot-fg		3-pt				rebounds									
##	Player		fg	fga	fg	fga	ft	fta	of	de	tot	pf	tp	a	to	blk	s	min
13	ROBERTS, Ronald	f	7	12	0	0	2	5	3	7	10	0	16	2	2	0	0	25
43	BEMBRY, DeAndre	f	4	8	1	1	0	0	1	0	1	3	9	2	1	0	2	26
45	KANACEVIC, Halil	f	4	7	0	1	4	4	2	9	11	2	12	8	5	3	1	29
10	GALLOWAY, L	g	6	8	3	5	5	5	1	7	8	3	20	3	0	0	0	24
24	WILSON, Chris	g	2	5	1	2	0	0	0	3	3	0	5	1	0	0	0	27
00	MASCHMEYER, E		1	4	0	0	1	2	0	0	0	1	3	0	1	0	0	12
11	QUARLES, Daryus		2	5	2	3	1	2	1	0	1	2	7	0	1	0	2	20
15	MILES, Isaiah		1	3	0	2	0	0	2	0	2	4	2	1	0	0	0	9
20	CASPER, Brendan		1	4	0	0	0	0	0	0	0	0	2	0	0	0	0	2
22	MOLOCK, Kyle		0	1	0	0	0	0	0	0	0	0	0	1	0	0	0	5
25	KINDLER, Eric		0	0	0	0	0	0	1	1	2	0	0	0	0	0	0	1
32	NDAO, Papa		0	2	0	2	0	1	0	0	0	0	0	0	0	0	0	7
34	BAUMANN, Javon		2	2	0	0	1	2	2	4	6	2	5	0	2	0	0	9
41	KELLY, Colin		0	0	0	0	0	0	1	0	1	0	0	0	0	0	0	4
	TEAM									2	2							
	Totals.....		30	61	7	16	14	21	14	33	47	17	81	18	12	3	5	200

TOTAL FG% 1st Half: 15-31 48.4% 2nd Half: 15-30 50.0% Game: 49.2% DEADBALL
3-Pt. FG% 1st Half: 1-6 16.7% 2nd Half: 6-10 60.0% Game: 43.8% REBOUNDS
F Throw % 1st Half: 9-12 75.0% 2nd Half: 5-9 55.6% Game: 66.7% 4

Officials: Joe Lindsay, Ed Corbett, Jeff Anderson
Technical fouls: Marist-None. Saint Joseph's-None.
Attendance: 3,871

Score by Periods	1st	2nd	Total
Marist	25	37	62
Saint Joseph's	40	41	81

Game 3: November 16, 2013 - Hagan Arena
Creighton 83 - SJU 79

Saint Joseph's fell in the final seconds to Creighton, 83-79, as Doug McDermott converted a three-point play with 4.9 seconds to play in front of a sold-out crowd at Hagan Arena. **Ronald Roberts, Jr.** gave the Hawks a 79-78 lead with a pair of free throws with 27.5 seconds remaining. SJU had two fouls to give and committed both to force Creighton to inbound with 13.3 seconds remaining. McDermott, who scored 20 points in the game, got the ball on the baseline and hit a jumper inside the arc and was fouled on the play. The Hawks had one more chance but the inbounds pass at 4.9 seconds remaining was intercepted and two Creighton free throws provide the final margin. The loss ruined a team high 20-point effort by SJU freshman **DeAndre' Bembry**, who scored 14 in the second half. Bembry shot 8-for-14 from the field and connected on 4-of-8 three-pointers. **Chris Wilson** scored 18 points, making 6-of-11 three-pointers, while **Langston Galloway** scored 14 and Roberts had 13. **Halil Kanacevic** had a double-double with 10 rebounds and 10 assists. SJU led by as much as 13 in the game, and had a 45-40 lead at halftime before Creighton came back in the second half.

Creighton (3-0)

			tot-fg		3-pt				rebounds									
##	Player		fg	fga	fg	fga	ft	fta	of	de	tot	pf	tp	a	to	blk	s	min
03	MCDERMOTT, D	f	7	14	1	2	5	7	1	4	5	2	20	2	3	0	0	34
10	GIBBS, Grant	f	5	6	1	2	0	0	1	5	6	4	11	6	1	0	0	28
31	ARTINO, Will	c	2	4	0	0	0	0	0	2	2	2	4	0	0	0	1	20
01	CHATMAN, Austin	g	3	4	1	2	0	0	0	4	4	2	7	2	0	0	0	28
12	MANIGAT, Jahenns	g	1	2	1	2	0	0	1	1	2	1	3	4	2	0	2	29
05	BROOKS, Devin		6	13	0	2	4	4	1	3	4	0	16	3	2	0	1	21
21	ZIERDEN, Isaiah		0	1	0	0	0	0	0	1	1	0	0	0	0	0	0	2
22	DINGMAN, Avery		0	1	0	1	1	2	0	0	0	0	1	1	0	1	0	12
34	WRAGGE, Ethan		7	11	7	11	0	1	0	1	1	4	21	1	0	1	0	26
	TEAM								4		4							
	Totals.....		31	56	11	22	10	14	8	21	29	15	83	19	8	2	4	200

TOTAL FG% 1st Half: 14-27 51.9% 2nd Half: 17-29 58.6% Game: 55.4% DEADBALL
3-Pt. FG% 1st Half: 6-12 50.0% 2nd Half: 5-10 50.0% Game: 50.0% REBOUNDS
F Throw % 1st Half: 6-9 66.7% 2nd Half: 4-5 80.0% Game: 71.4% 1

Saint Joseph's (2-1)

			tot-fg		3-pt				rebounds									
##	Player		fg	fga	fg	fga	ft	fta	of	de	tot	pf	tp	a	to	blk	s	min
13	ROBERTS, Ronald	f	4	6	0	0	5	5	3	1	4	3	13	1	1	0	0	32
43	BEMBRY, DeAndre	f	8	14	4	8	0	1	1	1	2	2	20	4	2	1	0	37
45	KANACEVIC, Halil	f	1	6	1	5	2	2	1	9	10	5	5	10	1	2	0	28
10	GALLOWAY, L	g	4	11	2	5	4	4	2	1	3	0	14	0	0	0	1	37
24	WILSON, Chris	g	6	11	6	11	0	0	0	3	3	4	18	3	2	0	1	33
11	QUARLES, Daryus		1	2	0	0	0	2	0	1	1	1	2	1	0	0	0	14
15	MILES, Isaiah		1	3	1	2	2	2	1	1	2	2	5	0	2	1	0	13
32	NDAO, Papa		1	1	0	0	0	0	0	1	1	2	2	0	0	0	0	3
34	BAUMANN, Javon		0	1	0	0	0	0	0	0	0	0	0	0	0	0	0	3
	TEAM								1	1	2							
	Totals.....		26	55	14	31	13	16	9	19	28	19	79	19	8	4	2	200

TOTAL FG% 1st Half: 15-28 53.6% 2nd Half: 11-27 40.7% Game: 47.3% DEADBALL
3-Pt. FG% 1st Half: 6-13 46.2% 2nd Half: 8-18 44.4% Game: 45.2% REBOUNDS
F Throw % 1st Half: 9-10 90.0% 2nd Half: 4-6 66.7% Game: 81.3% 3

Officials: Patrick Driscoll, John Gaffney, Tim Clougherty
Technical fouls: Creighton-None. Saint Joseph's-None.
Attendance: 4,200

Score by Periods	1st	2nd	Total
Creighton	40	43	83
Saint Joseph's	45	34	79

GAME RECAPS

Game 4: November 28, 2013 - Old Spice Classic - Orlando, Fla.
LSU 82 - SJU 65

LSU defeated Saint Joseph's, 82-65, in the first round of the 2013 Old Spice Classic, held at ESPN's Wide World of Sports. **Ronald Roberts** led SJU with 21 points and in the first half, became the 51st Hawk to surpass 1,000 points in his career when he scored on a tip-in at 6:23. The senior connected on 9-of-13 from the field while grabbing a team-high seven rebounds. The Hawks suffered from a poor shooting night, from both the three-point arc (18.8 %) and the foul line (46.2%), as they made just 12-of-26 free throws. Saint Joseph's defense didn't have any answer for the Tigers' long-range shooting as LSU converted 8-of-13 three-point field goals in the opening period. After LSU went up, 51-30, in the first minute of the second half, the Hawks made a run and closed to 54-44. LSU stopped Saint Joseph's momentum with a three-pointer at 10:39 to extend its lead to 57-44. From there, Saint Joseph's fell behind by as many as 21 points, 74-53, with just over four minutes to play.

LSU (4-1)

			tot-fg		3-pt				rebounds									
##	Player		fg	fga	fg	fga	ft	fta	of	de	tot	pf	tp	a	to	blk	s	min
02	O'BRYANT III, J	f	5	10	0	0	1	2	3	5	8	3	11	3	4	1	2	32
12	MARTIN, Jarell	f	4	5	2	3	5	5	1	2	3	3	15	1	2	0	2	23
25	MICKEY, Jordan	f	7	11	0	0	0	0	1	9	10	3	14	1	3	0	0	35
01	HICKEY, Anthony	g	3	8	3	6	0	0	0	3	3	2	9	3	1	0	1	30
10	STRINGER, Andre	g	6	11	2	7	4	4	0	0	0	3	18	6	3	0	1	34
05	COLEMAN, Shavon		3	5	2	2	0	0	0	1	1	1	8	0	0	0	1	11
22	MALONE, Darcy		0	1	0	0	0	0	0	1	1	4	0	1	0	0	0	5
24	MORGAN, Malik		2	4	1	2	0	2	1	2	3	0	5	0	3	0	1	13
31	ODO, John		0	0	0	0	0	0	0	2	2	2	0	0	0	1	0	8
55	QUARTERMAN, Tim			0	2	0	2	2	2	1	1	2	0	2	2	0	0	1
9																		
	TEAM								3	2	5							
	Totals.....		30	57	10	22	12	15	10	28	38	21	82	17	16	2	9	200

TOTAL FG% 1st Half: 18-31 58.1% 2nd Half: 12-26 46.2% Game: 52.6% DEADBALL
3-Pt. FG% 1st Half: 8-13 61.5% 2nd Half: 2-9 22.2% Game: 45.5% REBOUNDS
F Throw % 1st Half: 2-4 50.0% 2nd Half: 10-11 90.9% Game: 80.0% 1

Saint Joseph's (2-2)

			tot-fg		3-pt				rebounds									
##	Player		fg	fga	fg	fga	ft	fta	of	de	tot	pf	tp	a	to	blk	s	min
13	ROBERTS, Ronald	f	9	13	0	0	3	5	1	6	7	3	21	1	3	2	0	34
43	BEMBRY, DeAndre	f	2	6	0	1	1	2	0	2	2	3	5	0	4	1	1	32
45	KANACEVIC, Halil	f	4	9	0	1	4	6	1	2	3	4	12	1	2	1	4	31
10	GALLOWAY, L	g	3	9	0	4	2	4	3	2	5	2	8	1	0	0	1	30
24	WILSON, Chris	g	3	7	1	3	0	4	1	3	4	0	7	1	2	0	0	29
00	MASCHMEYER, E		1	4	0	1	0	1	2	0	2	2	2	1	1	0	0	7
11	QUARLES, Daryus		1	3	0	1	0	2	1	0	1	0	2	1	0	0	2	19
15	MILES, Isaiah		1	2	1	2	0	0	0	1	1	1	3	0	0	0	0	10
22	MOLOCK, Kyle		0	0	0	0	0	0	0	0	0	0	0	0	0	0	0	3
32	NDAO, Papa		1	3	1	3	2	2	1	0	1	0	5	0	0	0	0	5
	TEAM									3	3							
	Totals.....		25	56	3	16	12	26	10	19	29	15	65	6	12	4	8	200

TOTAL FG% 1st Half: 12-27 44.4% 2nd Half: 13-29 44.8% Game: 44.6% DEADBALL
3-Pt. FG% 1st Half: 0-7 0.0% 2nd Half: 3-9 33.3% Game: 18.8% REBOUNDS
F Throw % 1st Half: 6-11 54.5% 2nd Half: 6-15 40.0% Game: 46.2% 7

Officials: Mike Kitts, James Breeding, Rick Crawford
Technical fouls: LSU-None. Saint Joseph's-None.
Attendance: 2,351

Score by Periods	1st	2nd	Total
LSU	46	36	82
Saint Joseph's	30	35	65

Game 5: November 29, 2013 - Old Spice Classic - Orlando, Fla.
SJU 78 - Siena 66

Langston Galloway scored a season-high 27 points as Saint Joseph's defeated Siena, 78-66, in the second round of the 2013 Old Spice Classic at ESPN's Wide World of Sports. With his 6-for-10 effort from beyond the arc, Galloway moved into second place on the Hawks' all-time list with 249 three-pointers made. **Ronald Roberts** added 19 points for the Hawks, hitting 9-of-13 from the field, while **Halil Kanacevic** added 11 points and six rebounds. SJU scored the first nine points of the game and forced five Siena turnovers in the first four minutes. The Hawks kept Siena scoreless until a free throw at 15:47 and without a field goal until 13:45. SJU increased its lead to 25-11 on back-to-back baskets by Kanacevic and then doubled Siena's score, 32-16, on a dunk by Galloway at 6:47. The teams suffered through a foul-plagued second half, as 29 total fouls were called and the Saints cut the SJU lead ito 68-56, But Galloway hit his sixth three-pointer of the game to put the Hawks back up by 15 points, 71-65, with over four minutes to play.

Siena (2-6)

			tot-fg		3-pt				rebounds									
##	Player		fg	fga	fg	fga	ft	fta	of	de	tot	pf	tp	a	to	blk	s	min
24	Long, Lavon	f	4	5	1	1	4	5	2	1	3	4	13	1	3	0	0	23
34	Silas, Imoh	c	4	6	0	0	0	1	3	6	9	5	8	1	2	1	0	27
01	Wright, Marquis	g	3	8	1	1	0	0	2	1	3	4	7	6	3	0	6	35
03	Oliver, Ryan	g	0	1	0	1	0	0	0	0	0	0	0	0	2	0	0	8
33	Poole, Rob	g	3	11	3	6	3	4	2	5	7	2	12	2	2	0	1	34
00	Audu, Rich		2	6	0	0	0	1	0	2	2	0	4	0	1	0	1	16
05	Hymes, Evan		0	4	0	1	3	4	0	1	1	1	3	2	2	0	0	13
12	Wilson, Mike		1	1	0	0	0	0	0	0	0	1	2	0	0	0	0	1
23	White, Maurice		4	11	0	0	2	3	3	2	5	2	10	0	1	0	2	12
25	Wolfe, Michael		1	2	1	1	2	2	2	0	2	0	5	0	0	0	0	11
31	Bisping, Brett		1	2	0	1	0	0	3	2	5	5	2	0	1	0	0	20
	TEAM									1	1							
	Totals.....		23	57	6	12	14	20	17	21	38	24	66	12	17	1	10	200

TOTAL FG% 1st Half: 11-28 39.3% 2nd Half: 12-29 41.4% Game: 40.4% DEADBALL
3-Pt. FG% 1st Half: 3-6 50.0% 2nd Half: 3-6 50.0% Game: 50.0% REBOUNDS
F Throw % 1st Half: 1-2 50.0% 2nd Half: 13-18 72.2% Game: 70.0% 2

Saint Joseph's (3-2)

			tot-fg		3-pt				rebounds									
##	Player		fg	fga	fg	fga	ft	fta	of	de	tot	pf	tp	a	to	blk	s	min
13	ROBERTS, Ronald	f	9	13	0	0	1	2	2	2	4	1	19	0	1	1	1	29
43	BEMBRY, DeAndre	f	0	1	0	0	1	4	0	2	2	2	1	1	1	0	3	28
45	KANACEVIC, Halil	f	4	8	0	0	3	5	1	5	6	4	11	2	4	1	0	36
10	GALLOWAY, L	g	8	14	6	10	5	6	1	6	7	4	27	3	1	1	5	35
24	WILSON, Chris	g	2	2	1	1	3	6	0	3	3	1	8	5	3	0	2	25
00	MASCHMEYER, E		0	2	0	1	4	4	1	0	1	0	4	1	0	0	0	14
11	QUARLES, Daryus		2	5	1	3	2	2	0	0	0	1	7	1	1	0	1	15
15	MILES, Isaiah		0	1	0	0	0	0	0	0	0	1	0	0	1	0	0	5
20	CASPER, Brendan		0	0	0	0	0	0	0	0	0	0	0	0	0	0	0	1
22	MOLOCK, Kyle		0	0	0	0	0	0	0	0	0	0	0	0	0	0	0	1
32	NDAO, Papa		0	0	0	0	0	0	1	1	2	1	0	0	1	0	0	5
34	BAUMANN, Javon		0	2	0	0	1	2	2	0	2	0	1	0	0	2	0	5
41	KELLY, Colin		0	0	0	0	0	0	0	0	0	1	0	0	0	0	0	1
	TEAM								1	2	3							
	Totals.....		25	48	8	15	20	31	9	21	30	16	78	13	13	5	12	200

TOTAL FG% 1st Half: 18-30 60.0% 2nd Half: 7-18 38.9% Game: 52.1% DEADBALL
3-Pt. FG% 1st Half: 5-9 55.6% 2nd Half: 3-6 50.0% Game: 53.3% REBOUNDS
F Throw % 1st Half: 5-10 50.0% 2nd Half: 15-21 71.4% Game: 64.5% 4

Officials: Karl Hess, Ray Natili, Donnie Eppley
Technical fouls: Siena-None. Saint Joseph's-None.
Attendance: 2,612

Score by Periods	1st	2nd	Total
Siena	26	40	66
Saint Joseph's	46	32	78

Game 6: December 1, 2013 - Old Spice Classic - Orlando, Fla.
SJU 72 - Washington State 67

Ronald Roberts had 21 points and 10 rebounds to lead Saint Joseph's to a 72-67 win over Washington State in the fifth-place game of the 2013 Old Spice Classic at ESPN's Wide World of Sports. **DeAndre' Bembry** and **Langston Galloway** each added 13 points. Roberts dominated inside, shooting 8-for-12 from the field, with five dunks on the day, en route to his second double-double of the year. Bembry sparked the Hawks in the second half with 11 points, including a pair of three-point plays. Trailing 56-55 with eight minutes to play, Saint Joseph's outscored the Cougars, 15-4, to take a 70-65 lead with just over a minute to play. WSU pulled to within 70-67 and after SJU missed two shots on its next possession, the Hawks forced a Washington State turnover. Galloway and Roberts each converted a free throw in the final 30 seconds and Bembry blocked a shot with six seconds left to preserve the win.

Washington State (3-4)

			tot-fg		3-pt				rebounds									
##	Player		fg	fga	fg	fga	ft	fta	of	de	tot	pf	tp	a	to	blk	s	min
23	Shelton, D.J.	f	1	8	0	4	0	0	0	5	5	1	2	1	2	0	0	26
20	Railey, Jordan	c	2	2	0	0	0	0	1	2	3	4	4	1	0	0	1	17
10	Kernich-Drew, D	g	2	4	1	2	2	2	0	1	1	0	7	1	1	0	1	17
22	Woolridge, Royce	g	2	5	1	2	2	2	0	4	4	1	7	2	1	0	0	31
25	Lacy, DaVonte	g	9	14	5	9	2	3	0	6	6	2	25	4	2	0	1	35
00	Iroegbu, Ike		1	6	1	3	0	0	1	0	1	0	3	0	0	0	0	13
05	Dilorio, Will		0	0	0	0	0	0	0	0	0	2	0	1	1	0	0	6
15	Longrus, Junior		2	3	0	0	1	2	1	3	4	4	5	3	1	1	0	22
24	Hawkinson, Josh		2	2	0	0	0	1	0	0	0	1	4	0	0	0	0	9
32	Johnson, Que		4	10	2	6	0	0	0	0	0	1	10	1	0	0	0	23
33	Boese, Brett		0	0	0	0	0	0	0	0	0	1	0	0	0	0	0	1
	TEAM								1	2	3							
	Totals.....		25	54	10	26	7	10	4	23	27	17	67	14	8	1	3	200

TOTAL FG% 1st Half: 10-23 43.5% 2nd Half: 15-31 48.4% Game: 46.3% DEADBALL
3-Pt. FG% 1st Half: 5-15 33.3% 2nd Half: 5-11 45.5% Game: 38.5% REBOUNDS
F Throw % 1st Half: 3-4 75.0% 2nd Half: 4-6 66.7% Game: 70.0% 0

Saint Joseph's (4-2)

			tot-fg		3-pt				rebounds									
##	Player		fg	fga	fg	fga	ft	fta	of	de	tot	pf	tp	a	to	blk	s	min
13	ROBERTS, Ronald	f	8	12	0	0	5	9	4	6	10	1	21	0	1	2	0	30
43	BEMBRY, DeAndre	f	5	9	1	2	2	2	1	3	4	3	13	2	1	1	0	28
45	KANACEVIC, Halil	f	3	5	0	0	1	1	3	5	8	3	7	3	4	2	0	34
10	GALLOWAY, L	g	4	13	3	7	2	4	0	2	2	3	13	1	0	1	0	37
24	WILSON, Chris	g	1	5	0	2	0	0	1	5	6	1	2	4	1	0	0	32
00	MASCHMEYER, E		0	1	0	1	0	0	0	1	1	0	0	0	0	0	1	4
11	QUARLES, Daryus		3	6	1	3	1	2	0	2	2	1	8	2	0	0	0	19
15	MILES, Isaiah		3	5	2	3	0	0	0	1	1	1	8	0	0	0	1	16
	TEAM									3	3							
	Totals.....		27	56	7	18	11	18	9	28	37	13	72	12	7	6	2	200

TOTAL FG% 1st Half: 14-29 48.3% 2nd Half: 13-27 48.1% Game: 48.2% DEADBALL
3-Pt. FG% 1st Half: 4-10 40.0% 2nd Half: 3-8 37.5% Game: 38.9% REBOUNDS
F Throw % 1st Half: 2-3 66.7% 2nd Half: 9-15 60.0% Game: 61.1% 4

Officials: Karl Hess, Ray Natili, Zelton Steed
Technical fouls: Washington State-None. Saint Joseph's-None.
Attendance: 2,016

Score by Periods	1st	2nd	Total
Washington State	28	39	67
Saint Joseph's	34	38	72

GAME RECAPS

Game 7: December 4, 2013 - Liacouras Center - Philadephia, Pa.
Temple 77 - SJU 69

Langston Galloway led four Hawks in double digits with a game-high 24 points, but Saint Joseph's fell to Temple, 77-69, in SJU's Big 5 opener at the Liacouras Center. **Ronald Roberts, Jr.** (13), **DeAndre' Bembry** (12), and **Halil Kanacevic** (11) also reached double figures for the Crimson and Gray. As is typical of Big 5 battles, the game featured 14 ties and 17 lead changes. The final tie of the game came with 4:27 to play, when Galloway connected on his sixth three-pointer of the game to knot the score, 65-65. But the Hawks would go on to miss three straight three-point attempts and a layup by Anthony Lee at 2:09 gave the Owls the lead for good, 67-65. Next time down the court, Kanacevic missed on a three and Quenton Decosey made one of two free throws to increase the TU lead to 68-65. Roberts scored the Hawks' last basket of the game at :40, and then Temple took numerous trips to the foul line, making 7-of-8 to ice the victory.

Saint Joseph's (4-3, 0-1 Big 5)

			tot-fg		3-pt				rebounds									
##	Player		fg	fga	fg	fga	ft	fta	of	de	tot	pf	tp	a	to	blk	s	min
13	ROBERTS, Ronald	f	5	13	0	0	3	3	5	3	8	4	13	0	5	2	1	37
43	BEMBRY, DeAndre	f	5	9	0	3	2	2	2	7	9	1	12	1	4	0	1	35
45	KANACEVIC, Halil	f	3	9	0	1	5	8	3	6	9	4	11	2	3	0	0	28
10	GALLOWAY, L	g	8	16	6	12	2	2	1	3	4	4	24	0	0	0	0	35
24	WILSON, Chris	g	3	10	0	6	1	1	1	2	3	3	7	5	1	0	0	32
00	MASCHMEYER, E		0	0	0	0	0	0	0	0	0	0	0	0	0	0	0	2
11	QUARLES, Daryus		1	5	0	3	0	0	1	2	3	1	2	1	1	0	0	16
15	MILES, Isaiah		0	3	0	1	0	0	1	1	2	2	0	1	0	0	0	12
32	NDAO, Papa		0	0	0	0	0	0	1	0	1	1	0	0	1	0	0	3
	TEAM								2	4	6							
	Totals.....		25	65	6	26	13	16	17	28	45	20	69	10	15	2	2	200

TOTAL FG% 1st Half: 12-33 36.4% 2nd Half: 13-32 40.6% Game: 38.5% DEADBALL
3-Pt. FG% 1st Half: 2-10 20.0% 2nd Half: 4-16 25.0% Game: 23.1% REBOUNDS
F Throw % 1st Half: 8-10 80.0% 2nd Half: 5-6 83.3% Game: 81.3% 0

Temple (4-3, 2-0 Big 5)

			tot-fg		3-pt				rebounds									
##	Player		fg	fga	fg	fga	ft	fta	of	de	tot	pf	tp	a	to	blk	s	min
03	LEE, Anthony	f	4	10	0	0	7	8	2	9	11	3	15	0	1	1	1	28
15	MCDONNELL, J	f	0	2	0	1	0	0	1	0	1	3	0	0	0	0	0	5
02	CUMMINGS, Will	g	5	9	1	3	5	6	0	1	1	2	16	7	2	0	1	34
32	PEPPER, Dalton	g	6	10	2	5	2	2	0	4	4	0	16	0	2	0	1	28
42	DINGLE, Daniel	g	2	5	1	4	0	3	1	2	3	5	5	1	2	1	2	31
01	BROWN, Josh		1	3	0	0	2	2	0	1	1	2	4	1	0	1	0	12
10	WILLIAMS, Mark		3	10	0	1	1	2	3	4	7	3	7	1	1	0	1	21
23	WATSON, D		2	2	0	0	0	0	1	2	3	3	4	0	0	1	0	10
25	DECOSEY, Quenton		4	10	1	3	1	2	1	3	4	0	10	4	1	0	3	31
	TEAM								2		2							
	Totals.....		27	61	5	17	18	25	11	26	37	21	77	14	9	4	9	200

TOTAL FG% 1st Half: 14-36 38.9% 2nd Half: 13-25 52.0% Game: 44.3% DEADBALL
3-Pt. FG% 1st Half: 4-13 30.8% 2nd Half: 1-4 25.0% Game: 29.4% REBOUNDS
F Throw % 1st Half: 7-10 70.0% 2nd Half: 11-15 73.3% Game: 72.0% 2

Officials: Jim Burr, Tim Clougherty, Bill Covington, Jr.
Technical fouls: Saint Joseph's-None. Temple-None.
Attendance: 8,039

Score by Periods	1st	2nd	Total
Saint Joseph's	34	35	69
Temple	39	38	77

Game 8: December 7, 2013 - Hagan Arena
#14/19 Villanova 98- SJU 68

Saint Joseph's fell to 14th-ranked and undefeated Villanova, 98-68, in Big 5 action in front of a standing-room only crowd at Hagan Arena. Langston Galloway scored 18 points to lead four Hawks in double digits while DeAndre' Bembry scored 17, Ronald Roberts, Jr. had 12 points and Halil Kanacevic tallied 10 for the Hawks. Saint Joseph's held the lead in the early going as a drive by Bembry gave the Hawks their biggest lead of the game, 30-23, with 5:20 in the first half. But the Wildcats went on a 7-0 run to tie it, 30-30. After Galloway put the Hawks up 33-32, Villanova scored another seven in a row to take a 39-33 lead. A jumper by Galloway at the buzzer cut SJU's halftime deficit to 39-35.Villanova took control of the game late in the first half and outscored the Hawks, 17-5, in the first six minutes of the second half to take a 59-40 lead. Saint Joseph's would come as close as 61-48 with 11:33 to play, but the Wildcats went up by 75-54 with 8:59 to play. The winning margin was their largest lead of the game.

Villanova (9-0; 2-0 Big 5)

			tot-fg		3-pt				rebounds									
##	Player		fg	fga	fg	fga	ft	fta	of	de	tot	pf	tp	a	to	blk	s	min
22	PINKSTON, J	f	10	15	1	2	6	8	6	2	8	2	27	1	2	1	1	30
23	OCHEFU, Daniel	f	2	2	0	0	2	3	0	3	3	5	6	1	0	1	0	21
04	HILLIARD, Darrun	g	5	8	2	4	2	2	0	1	1	1	14	2	1	2	1	30
15	ARCIDIACONO, R	g	4	12	3	8	0	0	0	3	3	3	11	4	1	0	0	27
32	BELL, James	g	7	15	5	10	6	7	5	9	14	3	25	3	1	1	2	28
02	JENKINS, Kris		1	4	1	4	0	0	1	3	4	5	3	1	0	0	0	10
03	HART, Josh		2	5	0	0	2	4	4	3	7	2	6	2	0	1	0	22
05	CHENNAULT, Tony		0	4	0	0	0	0	0	2	2	0	0	3	0	0	0	12
12	MCMAHON, Nick		0	0	0	0	0	0	0	0	0	0	0	0	0	0	0	1
14	REYNOLDS, Darryl		0	0	0	0	0	0	0	0	0	0	0	0	0	0	0	2
31	ENNIS, Dylan		1	6	0	2	4	4	0	1	1	0	6	2	0	0	0	17
	TEAM								1	1	2							
	Totals.....		32	71	12	30	22	28	17	28	45	21	98	19	5	6	4	200

TOTAL FG% 1st Half: 16-38 42.1% 2nd Half: 16-33 48.5% Game: 45.1% DEADBALL
3-Pt. FG% 1st Half: 3-14 21.4% 2nd Half: 9-16 56.3% Game: 40.0% REBOUNDS
F Throw % 1st Half: 4-6 66.7% 2nd Half: 18-22 81.8% Game: 78.6% 3

Saint Joseph's (4-4; 0-2 Big 5)

			tot-fg		3-pt				rebounds									
##	Player		fg	fga	fg	fga	ft	fta	of	de	tot	pf	tp	a	to	blk	s	min
13	ROBERTS, Ronald	f	4	5	0	0	4	6	2	6	8	3	12	0	1	0	0	30
43	BEMBRY, DeAndre	f	5	9	2	3	5	7	1	2	3	5	17	2	3	2	0	28
45	KANACEVIC, Halil	f	3	9	0	1	4	5	2	2	4	5	10	2	2	0	1	26
10	GALLOWAY, L	g	6	16	2	8	4	4	0	7	7	3	18	1	1	2	0	37
24	WILSON, Chris	g	1	6	0	2	1	2	1	3	4	1	3	3	1	1	0	19
00	MASCHMEYER, E		1	2	0	0	2	2	0	0	0	1	4	1	0	0	0	9
11	QUARLES, Daryus		2	8	0	2	0	1	0	0	0	2	4	0	1	1	1	25
15	MILES, Isaiah		0	4	0	4	0	0	0	2	2	2	0	0	1	1	0	16
22	MOLOCK, Kyle		0	0	0	0	0	0	0	0	0	0	0	0	0	0	0	2
32	NDAO, Papa		0	0	0	0	0	0	0	0	0	2	0	0	1	1	0	3
34	BAUMANN, Javon		0	1	0	0	0	0	1	2	3	0	0	0	0	0	0	5
	TEAM								5	2	7							
	Totals.....		22	60	4	20	20	27	12	26	38	24	68	9	11	8	2	200

TOTAL FG% 1st Half: 13-30 43.3% 2nd Half: 9-30 30.0% Game: 36.7% DEADBALL
3-Pt. FG% 1st Half: 4-11 36.4% 2nd Half: 0-9 0.0% Game: 20.0% REBOUNDS
F Throw % 1st Half: 5-7 71.4% 2nd Half: 15-20 75.0% Game: 74.1% 4

Officials: Michael Stephens, Brian O'Connell, Karl Hess
Technical fouls: Villanova-OCHEFU, Daniel. Saint Joseph's-None.
Attendance: 4,200

Score by Periods	1st	2nd	Total
Villanova	39	59	98
Saint Joseph's	35	33	68

Game 9: December 18, 2013 - Hagan Arena
SJU 75 - Drexel 55

Halil Kanacevic scored a career-high 27 points and had 14 rebounds, while shooting 12-for-13 from the field, to lead Saint Joseph's to a 75-55 win over Drexel. **DeAndre' Bembry** scored 18 points and **Langston Galloway** and **Chris Wilson** each added 11 points. Kanacevic scored nine points in the first six minutes of the second half as the Hawks went on a 19-5 run to take its biggest lead at that point, 42-32. Drexel pulled to within 54-47 with 7:36 remaining but Saint Joseph's went on a 16-2 run to put the game to take a commanding 70-49 lead with 4:35 remaining. After scoring his first basket of the game at the 12:45 mark of the second half, Galloway netted six points in that spurt by the Hawks. The teams struggled through a sloppy first half in which neither team made a three-point field goal (combined 0-for-12) and Saint Joseph's committed 10 turnovers and went just 1-for-7 from the foul line. Drexel led for all but a minute of the first half and took its biggest lead, 21-12, with 5:13 remaining. Kanacevic and Bembry led the Hawks back by combining for Saint Joseph's final 11 points of the half. Bembry scored the last five straight to pull Saint Joseph's within 25-23 before a layup gave the Dragons a 27-23 lead at halftime.

Drexel (7-3)

			tot-fg		3-pt				rebounds									
##	Player		fg	fga	fg	fga	ft	fta	of	de	tot	pf	tp	a	to	blk	s	min
32	ABIF, Kazembe	f	2	2	0	0	0	0	1	1	2	5	4	0	0	0	0	11
35	RUFFIN, Dartaye	f	2	3	0	0	1	2	2	3	5	5	5	0	0	0	0	34
03	FOUCH, Chris	g	2	9	0	2	2	2	0	3	3	2	6	4	2	0	2	29
04	MASSENAT, Frantz	g	4	15	0	3	1	4	1	2	3	3	9	4	1	0	1	32
11	ALLEN, Tavon	g	7	13	0	1	6	10	0	2	2	1	20	1	3	1	0	34
01	WILSON, Freddie		2	7	0	4	1	2	0	0	0	0	5	0	1	0	0	14
05	MANOJLOVIC, S		0	0	0	0	0	0	1	0	1	0	0	0	1	0	0	2
13	PANTOVIC, Goran		0	1	0	0	0	1	2	1	3	2	0	0	0	0	0	7
15	BAH, Mohamed		0	0	0	0	0	1	0	3	3	1	0	0	0	0	0	12
21	LANE, Khris		0	0	0	0	0	0	0	0	0	0	0	0	0	0	0	2
24	WILLIAMS, Rodney		2	4	0	0	2	3	3	7	10	4	6	0	1	1	0	15
25	CANADY, Major		0	1	0	1	0	0	0	0	0	1	0	0	0	0	0	8
	TEAM								2	1	3							
	Totals.....		21	55	0	11	13	25	12	23	35	24	55	9	9	2	3	200

TOTAL FG% 1st Half: 12-28 42.9% 2nd Half: 9-27 33.3% Game: 38.2% DEADBALL
3-Pt. FG% 1st Half: 0-5 0.0% 2nd Half: 0-6 0.0% Game: 0.0% REBOUNDS
F Throw % 1st Half: 3-7 42.9% 2nd Half: 10-18 55.6% Game: 52.0% 4

Saint Joseph's (5-4)

			tot-fg		3-pt				rebounds									
##	Player		fg	fga	fg	fga	ft	fta	of	de	tot	pf	tp	a	to	blk	s	min
13	ROBERTS, Ronald	f	4	8	0	0	0	4	3	4	7	5	8	2	3	1	0	25
43	BEMBRY, DeAndre	f	7	11	2	3	2	5	1	1	2	4	18	3	2	0	0	30
45	KANACEVIC, Halil	f	12	13	1	1	2	4	2	12	14	4	27	4	1	2	0	31
10	GALLOWAY, L	g	4	12	1	5	2	2	1	2	3	1	11	2	1	1	2	38
24	WILSON, Chris	g	3	6	1	3	4	7	0	5	5	1	11	0	1	0	0	33
00	MASCHMEYER, E		0	0	0	0	0	0	0	0	0	0	0	0	0	0	0	2
11	QUARLES, Daryus		0	3	0	2	0	0	0	0	0	2	0	0	0	0	0	15
15	MILES, Isaiah		0	2	0	2	0	0	2	0	2	1	0	1	1	1	0	10
22	MOLOCK, Kyle		0	0	0	0	0	0	0	0	0	0	0	0	0	0	0	2
32	NDAO, Papa		0	0	0	0	0	0	1	3	4	2	0	1	2	0	1	12
34	BAUMANN, Javon		0	1	0	0	0	0	1	0	1	0	0	0	1	0	0	2
	TEAM								1	3	4							
	Totals.....		30	56	5	16	10	22	12	30	42	20	75	13	12	5	3	200

TOTAL FG% 1st Half: 11-23 47.8% 2nd Half: 19-33 57.6% Game: 53.6% DEADBALL
3-Pt. FG% 1st Half: 0-7 0.0% 2nd Half: 5-9 55.6% Game: 31.3% REBOUNDS
F Throw % 1st Half: 1-7 14.3% 2nd Half: 9-15 60.0% Game: 45.5% 3

Officials: Dwayne Gladden, Jeffrey Anderson, Donnie Eppley
Technical fouls: Drexel-PANTOVIC, Goran. Saint Joseph's-BEMBRY, DeAndre.
Attendance: 3,651

Score by Periods	1st	2nd	Total
Drexel	27	28	55
Saint Joseph's	23	52	75

GAME RECAPS

Game 10: December 21, 2013 - Reitz Arena - Baltimore, Md.
SJU 88 - Loyola 77

It was a tale of two halves, but Saint Joseph's held on for an 88-77 win over Loyola Maryland. Four Hawks scored in double figures during a 60-point first half as **Ronald Roberts** led Saint Joseph's with 20 points. SJU was led early by **Langston Galloway**, who hit on his first four three-point attempts and first five field goal attempts. After a 10-3 Hawk spurt, Loyola scored five straight to close within 13-12, which would be as close as the Greyhounds would get for the rest of the game. With SJU holding a 24-19 lead, a three-pointer from **Isaiah Miles** kicked off a 36-5 run to close out the half. Miles' three began a 17-0 spurt for the Hawks and was highlighted by a 9-of-10 shooting stretch for Saint Joseph's. SJU held a 60-24 lead at intermission. During the first half, the Hawks shot a blistering 64.5% (20-31) from the field, including 8-of-12 from three-point range, and hit on all 12 free throw attempts. In the middle of the second half, things turned around as Loyola outscored SJU 53-28 and held the Hawks to just four field goals. With SJU leading 72-42 with 9:30 left, Loyola raced to a 20-5 run, closing to 77-62 with 3:19 to play. Loyola then used an 8-1 spurt over a 40-second span to close to within 79-70 with 1:35 to go. Over the final 1:30, the Hawks hit 9-of-11 free throws to ice the game. Miles finished with a career-high 17 points in his hometown, **Chris Wilson** had 17 and Galloway scored 14 points.

Saint Joseph's (6-4)

			tot-fg		3-pt				rebounds									
##	Player		fg	fga	fg	fga	ft	fta	of	de	tot	pf	tp	a	to	blk	s	min
13	ROBERTS, Ronald	f	6	10	0	0	8	13	2	2	4	2	20	4	0	1	0	30
43	BEMBRY, DeAndre	f	1	7	0	3	3	5	2	7	9	3	5	4	4	0	1	29
45	KANACEVIC, Halil	f	3	7	0	0	1	2	3	5	8	3	7	6	3	1	1	33
10	GALLOWAY, L	g	5	13	4	9	0	0	0	4	4	2	14	0	1	0	0	33
24	WILSON, Chris	g	4	5	3	4	6	6	1	2	3	0	17	3	3	0	0	29
00	MASCHMEYER, E		1	3	0	2	0	0	0	0	0	2	2	2	1	0	0	15
11	QUARLES, Daryus		0	2	0	2	0	0	0	0	0	1	0	0	0	0	0	10
15	MILES, Isaiah		4	5	1	1	8	8	1	2	3	4	17	0	0	1	1	12
22	MOLOCK, Kyle		0	0	0	0	2	2	0	0	0	1	2	0	2	0	0	4
32	NDAO, Papa		0	0	0	0	4	4	0	1	1	0	4	0	0	0	0	5
	TEAM								1	4	5							
	Totals.....		24	52	8	21	32	40	10	27	37	18	88	19	14	3	3	200

TOTAL FG% 1st Half: 20-31 64.5%	2nd Half: 4-21 19.0%	Game: 46.2%	DEADBALL
3-Pt. FG% 1st Half: 8-12 66.7%	2nd Half: 0-9 0.0%	Game: 38.1%	REBOUNDS
F Throw % 1st Half: 12-12 100%	2nd Half: 20-28 71.4%	Game: 80.0%	5

Loyola Maryland (5-5)

			tot-fg		3-pt				rebounds									
##	Player		fg	fga	fg	fga	ft	fta	of	de	tot	pf	tp	a	to	blk	s	min
13	Rassman, Franz	f	2	5	1	3	2	2	1	1	2	3	7	2	2	0	1	18
15	Latham, Jordan	f	2	5	0	0	3	6	1	2	3	3	7	0	2	1	0	21
03	Cormier, Dylon	g	10	15	1	4	6	8	5	6	11	3	27	5	0	0	1	35
05	Laster, Eric	g	4	7	2	5	0	0	1	0	1	4	10	2	1	0	0	27
12	Williams, R.J.	g	3	8	0	3	3	4	0	4	4	2	9	4	0	0	2	31
01	Gorski, Nick		1	6	0	1	0	0	1	2	3	2	2	0	1	1	0	16
02	Rashford, Damion		0	0	0	0	0	0	0	0	0	2	0	0	0	0	0	4
10	Brito, Denzel		0	2	0	2	0	0	0	1	1	0	0	1	0	0	0	12
21	Jones, Jarred		5	8	2	4	3	6	0	3	3	4	15	0	5	0	2	27
23	Hubbard, Tyler		0	2	0	2	0	0	0	0	0	3	0	0	0	0	0	9
	TEAM									2	2				1			
	Totals.....		27	58	6	24	17	26	9	21	30	26	77	14	12	2	6	200

TOTAL FG% 1st Half: 7-22 31.8%	2nd Half: 20-36 55.6%	Game: 46.6%	DEADBALL
3-Pt. FG% 1st Half: 2-12 16.7%	2nd Half: 4-12 33.3%	Game: 25.0%	REBOUNDS
F Throw % 1st Half: 8-10 80.0%	2nd Half: 9-16 56.3%	Game: 65.4%	4

Officials: Lionel Butler, Kevin O'Connell, Dan Anderson
Technical fouls: Saint Joseph's-None. Loyola Maryland-None.
Attendance: 1,032

Score by Periods	1st	2nd	Total
Saint Joseph's	60	28	88
Loyola Maryland	24	53	77

Game 11: December 29, 2013 - Hagan Arena
SJU 73 - Boston University 67

Saint Joseph's fought back from an 11-point second-half deficit to defeat Boston University, 73-67. **Chris Wilson** tied his career high with 19 points to lead four Hawks in double figures while **Ronald Roberts, Jr.** had 19 as well, **Langston Galloway** scored 16 and freshman **DeAndre' Bembry** added 11. Saint Joseph's trailed the Terriers, 35-28, at the break and BU opened the second half with two three-pointers to push the lead to 41-30 with 18:52 to go. But Galloway keyed a 13-2 run over the next five minutes, with seven points, including a jumper at 13:50 that tied the game at 43. After a 47-47 tie, BU went on a 7-0 spurt to take a 54-47 lead with 8:46 to go. From that point, the Hawk defense took over, holding the Terriers without a field goal over a span of 9:30. The defense keyed the offense, as Bembry scored nine of the Hawks' next 14 points during an 18-2 run that gave SJU a 67-58 lead at 1:02.

Boston University (7-6)

			tot-fg		3-pt				rebounds									
##	Player		fg	fga	fg	fga	ft	fta	of	de	tot	pf	tp	a	to	blk	s	min
15	MORRIS, Dom	f	4	7	0	0	3	4	1	6	7	1	11	0	2	0	0	30
22	DIEUDONNE, N	f	2	4	0	2	0	0	0	3	3	3	4	1	0	0	0	25
01	WATSON JR., M	g	9	14	0	2	3	3	0	2	2	0	21	7	4	0	1	31
02	PAPALE, John	g	3	10	3	7	0	0	1	1	2	1	9	1	0	0	1	29
13	IRVING, D.J.	g	2	7	1	4	0	0	1	3	4	4	5	4	1	0	0	32
21	HANKERSON, C		1	5	0	2	4	4	3	2	5	3	6	1	0	0	0	14
24	ROBINSON, Travis		1	6	1	5	0	0	1	1	2	2	3	0	0	0	1	16
31	THOMAS, Malik		1	5	0	0	0	0	0	1	1	4	2	0	1	0	1	14
32	ALSTON, Justin		3	4	0	0	0	0	2	1	3	2	6	0	1	1	1	9
	TEAM								3	1	4							
	Totals.....		26	62	5	22	10	11	12	21	33	20	67	14	9	1	5	200

TOTAL FG% 1st Half: 15-33 45.5%	2nd Half: 11-29 37.9%	Game: 41.9%	DEADBALL
3-Pt. FG% 1st Half: 3-11 27.3%	2nd Half: 2-11 18.2%	Game: 22.7%	REBOUNDS
F Throw % 1st Half: 2-2 100%	2nd Half: 8-9 88.9%	Game: 90.9%	1

Saint Joseph's (7-4)

			tot-fg		3-pt				rebounds									
##	Player		fg	fga	fg	fga	ft	fta	of	de	tot	pf	tp	a	to	blk	s	min
13	ROBERTS, Ronald	f	7	14	0	0	5	7	2	6	8	1	19	2	2	1	0	38
43	BEMBRY, DeAndre	f	3	8	1	4	4	4	1	2	3	4	11	0	2	1	2	26
45	KANACEVIC, Halil	f	3	4	0	0	0	0	3	5	8	4	6	7	3	2	0	34
10	GALLOWAY, L	g	4	9	1	3	7	8	1	2	3	2	16	4	0	1	2	39
24	WILSON, Chris	g	7	14	3	6	2	4	0	1	1	0	19	1	3	0	0	37
00	MASCHMEYER, E		0	0	0	0	0	0	0	0	0	0	0	0	0	0	0	4
11	QUARLES, Daryus		0	2	0	2	0	0	2	1	3	0	0	0	1	0	0	14
15	MILES, Isaiah		0	2	0	0	0	0	0	1	1	0	0	0	1	0	0	5
32	NDAO, Papa		0	0	0	0	2	2	0	1	1	0	2	0	0	0	0	3
	TEAM								2	3	5							
	Totals.....		24	53	5	15	20	25	11	22	33	11	73	14	12	5	4	200

TOTAL FG% 1st Half: 11-26 42.3%	2nd Half: 13-27 48.1%	Game: 45.3%	DEADBALL
3-Pt. FG% 1st Half: 3-7 42.9%	2nd Half: 2-8 25.0%	Game: 33.3%	REBOUNDS
F Throw % 1st Half: 3-4 75.0%	2nd Half: 17-21 81.0%	Game: 80.0%	4

Officials: Michael Stephens, DJ Carstensen, Gary Pucino
Technical fouls: Boston University-None. Saint Joseph's-None.
Attendance: 4,051

Score by Periods	1st	2nd	Total
Boston University	35	32	67
Saint Joseph's	28	45	73

Game 12: December 31, 2013 - Hagan Arena
SJU 71 - Binghamton 44

Saint Joseph's closed out 2013 by defeating Binghamton, 71-44, in a New Year's Eve matinee. **Langston Galloway** had a game-high 20 points, connecting on 6-of-9 from three point range for the Hawks. **Chris Wilson** scored 13 points, making 3-of-6 three-pointers for his fourth straight game in double figures. **Isaiah Miles** added 11 points off the bench for SJU, **DeAndre' Bembry** handed out a career-high eight assists, and **Halil Kanacevic** had seven as the Hawks totalled 21 assists on 26 baskets. SJU tied its season high with 14 three-pointers made, while hitting 53.6 percent from beyond the arc. Galloway and Wilson combined for 3-of-3 three-point attempts as SJU jumped out to an 11-3 lead in the first 2:30. Leading 14-6, Saint Joseph's held Binghamton without a point for over seven minutes, and scored 14 consecutive points to take a 28-6 lead. Binghamton would break its scoreless streak at 8:09 with its third three-pointer and did not connect on a two-point field goal until 4:41 remained in the half. SJU owned a 39-15 lead at halftime It was more of the same in the second half, as the Hawks rolled to their biggest lead of the game, 63-26, on a three-pointer by Miles with 8:21 to play.

Binghamton (3-10)

			tot-fg		3-pt				rebounds									
##	Player		fg	fga	fg	fga	ft	fta	of	de	tot	pf	tp	a	to	blk	s	min
05	RICHARDS, Magnus	f	1	3	0	0	0	0	0	4	4	3	2	2	2	0	0	21
21	MADRAY, Nick	f	3	8	2	6	0	0	0	0	0	1	8	0	0	0	3	25
00	WALLER, Karon	g	4	8	1	3	4	4	0	2	2	0	13	1	1	0	1	25
01	BECK, Marlon	g	1	11	1	7	0	2	2	1	3	3	3	3	1	0	1	35
03	REED, Jordan	g	4	11	0	1	4	7	0	4	4	3	12	1	2	0	1	35
11	MOQUETE, Rayner		1	6	1	5	0	0	0	4	4	2	3	1	0	0	1	24
12	RINALDI, John		0	1	0	1	0	0	0	0	0	1	0	0	0	0	0	7
20	SMITH, Matt		0	0	0	0	0	0	0	0	0	1	0	0	0	0	0	5
23	RICE, Chris		0	1	0	0	0	0	0	0	0	0	0	0	0	0	0	3
25	BROWN, Roland		1	3	0	0	1	1	0	1	1	3	3	0	1	0	0	16
32	WILLIAMS, Jabrille		0	0	0	0	0	0	0	1	1	0	0	0	0	0	0	4
	TEAM								2		2							
	Totals.....		15	52	5	23	9	14	4	17	21	17	44	8	7	0	7	200

TOTAL FG% 1st Half: 5-27 18.5%	2nd Half: 10-25 40.0%	Game: 28.8%	DEADBALL
3-Pt. FG% 1st Half: 4-15 26.7%	2nd Half: 1-8 12.5%	Game: 21.7%	REBOUNDS
F Throw % 1st Half: 1-2 50.0%	2nd Half: 8-12 66.7%	Game: 64.3%	2

Saint Joseph's (8-4)

			tot-fg		3-pt				rebounds									
##	Player		fg	fga	fg	fga	ft	fta	of	de	tot	pf	tp	a	to	blk	s	min
13	ROBERTS, Ronald	f	3	6	0	0	2	2	2	6	8	0	8	2	1	0	0	21
43	BEMBRY, DeAndre	f	1	5	0	2	0	2	1	5	6	0	2	8	1	1	0	25
45	KANACEVIC, Halil	f	0	2	0	0	0	2	2	6	8	2	0	7	1	1	1	20
10	GALLOWAY, L	g	7	13	6	9	0	0	0	7	7	2	20	0	0	0	1	25
24	WILSON, Chris	g	5	9	3	6	0	0	0	2	2	0	13	3	0	0	0	27
00	MASCHMEYER, E		2	3	2	3	1	2	0	2	2	1	7	0	4	0	0	13
11	QUARLES, Daryus		0	2	0	1	0	0	0	0	0	1	0	0	1	0	1	7
15	MILES, Isaiah		4	6	2	3	1	2	4	2	6	1	11	0	3	0	1	20
20	CASPER, Brendan		0	1	0	0	0	0	0	0	0	0	0	0	0	0	0	3
22	MOLOCK, Kyle		0	0	0	0	0	1	0	0	0	1	0	0	1	0	0	5
25	KINDLER, Eric		0	1	0	1	0	0	0	2	2	0	0	1	0	0	0	3
32	NDAO, Papa		1	1	1	1	0	0	0	2	2	1	3	0	0	0	1	17
34	BAUMANN, Javon		3	3	0	0	0	1	2	2	4	3	6	0	0	0	0	11
41	KELLY, Colin		0	0	0	0	1	2	0	0	0	0	1	0	0	0	0	3
	TEAM									1	1				1			
	Totals.....		26	52	14	26	5	14	11	37	48	12	71	21	13	2	5	200

TOTAL FG% 1st Half: 14-27 51.9%	2nd Half: 12-25 48.0%	Game: 50.0%	DEADBALL
3-Pt. FG% 1st Half: 9-17 52.9%	2nd Half: 5-9 55.6%	Game: 53.8%	REBOUNDS
F Throw % 1st Half: 2-8 25.0%	2nd Half: 3-6 50.0%	Game: 35.7%	6

Officials: Joe Lindsay, Bill McCarthy, Wally Rutecki
Technical fouls: Binghamton-None. Saint Joseph's-None.
Attendance: 4,076

Score by Periods	1st	2nd	Total
Binghamton	15	29	44
Saint Joseph's	39	32	71

Game 13: January 4, 2014 - Hagan Arena
SJU 53 - Denver 52

Langston Galloway scored 14 points and **DeAndre' Bembry** added 13 as Saint Joseph's edged Denver, 53-52, for the Hawks' fifth win in a row. SJU led 51-49 with 2:06 to play and after two turnovers by Denver and one by SJU, Denver regained possession with 10 seconds to play. Marcus Byrd's three-pointer was off the mark and **Halil Kanacevic** blocked the follow-up. Bembry then grabbed the rebound and fed to **Chris Wilson**, who was fouled and made both free throws with six-tenths of a second to play to put the Hawks up, 53-49. Denver hit a three-pointer at the buzzer to provide the final margin. The teams traded leads in the early part of the second half, but Saint Joseph's went on a 9-0 run to take its biggest lead of the game, 45-37, at 8:07. The Hawks struggled offensively in the first half, shooting just 27.6 percent and had to come back from an 11-point deficit. SJU went without a point for close to five minutes as Denver jumped out to a 12-3 lead. Trailing 21-10 with 8:28 to play, Galloway started the Hawks' comeback, scoring seven consecutive points as SJU went on an 8-2 run. SJU closed to 23-21 on a layup by Kanacevic but Denver took a 25-23 lead into intermission. **Ronald Roberts, Jr.**, grabbed 15 rebounds for the Hawks while Kanacevic had six rebounds and four blocks on the day.

Denver (7-8)

			tot-fg		3-pt				rebounds									
##	Player		fg	fga	fg	fga	ft	fta	of	de	tot	pf	tp	a	to	blk	s	min
24	SAMAC, Dom	f	0	1	0	1	0	0	0	0	0	4	0	0	1	0	0	6
34	UDOFIA, Chris	f	2	6	0	0	5	7	2	5	7	4	9	4	3	1	0	34
03	LOVE, Jalen	g	8	12	4	7	0	1	1	3	4	3	20	2	3	0	4	38
23	OLSON, Brett	g	2	8	2	6	0	0	0	5	5	0	6	3	3	0	0	39
30	GRIFFIN, Cam	g	3	6	0	0	2	2	0	4	4	5	8	3	2	0	1	37
21	RUCKER, Bryant		2	2	1	1	0	0	1	1	2	2	5	1	0	0	0	11
35	BYRD, Marcus		2	8	0	5	0	0	0	3	3	2	4	0	1	0	1	35
	TEAM									1	1				1			
	Totals.....		19	43	7	20	7	10	4	22	26	20	52	13	14	1	6	200

TOTAL FG% 1st Half: 11-24 45.8%	2nd Half: 8-19 42.1%	Game: 44.2%	DEADBALL
3-Pt. FG% 1st Half: 3-9 33.3%	2nd Half: 4-11 36.4%	Game: 35.0%	REBOUNDS
F Throw % 1st Half: 0-2 0.0%	2nd Half: 7-8 87.5%	Game: 70.0%	0

Saint Joseph's (9-4)

			tot-fg		3-pt				rebounds									
##	Player		fg	fga	fg	fga	ft	fta	of	de	tot	pf	tp	a	to	blk	s	min
13	ROBERTS, Ronald	f	4	11	0	0	1	2	8	7	15	3	9	2	2	1	4	37
43	BEMBRY, DeAndre	f	4	14	1	4	4	7	1	5	6	1	13	4	2	0	1	38
45	KANACEVIC, Halil	f	3	4	0	0	2	7	4	2	6	4	8	0	4	4	0	30
10	GALLOWAY, L	g	5	13	2	4	2	2	1	6	7	2	14	0	3	0	1	40
24	WILSON, Chris	g	2	5	1	1	4	5	0	3	3	0	9	2	2	0	3	38
15	MILES, Isaiah		0	1	0	1	0	0	0	0	0	1	0	0	0	0	0	5
32	NDAO, Papa		0	0	0	0	0	0	0	0	0	0	0	1	0	0	0	12
	TEAM								1		1							
	Totals.....		18	48	4	10	13	23	15	23	38	11	53	9	13	5	9	200

TOTAL FG% 1st Half: 8-29 27.6%	2nd Half: 10-19 52.6%	Game: 37.5%	DEADBALL
3-Pt. FG% 1st Half: 2-6 33.3%	2nd Half: 2-4 50.0%	Game: 40.0%	REBOUNDS
F Throw % 1st Half: 5-10 50.0%	2nd Half: 8-13 61.5%	Game: 56.5%	3

Officials: Donnie Eppley, Bernard Clinton, Dennis Allocco
Technical fouls: Denver-None. Saint Joseph's-None.
Attendance: 4,076

Score by Periods	1st	2nd	Total
Denver	25	27	52
Saint Joseph's	23	30	53

Game 14: January 8, 2014 - Mullins Center - Amherst, Mass.
#19/19 Massachusetts 66 - SJU 62

A shorthanded Saint Joseph's team battled for 40 minutes, but a late run to end the game gave 19th-ranked Massachusetts a 66-62 victory at the Mullins Center in the A-10 opener. **Halil Kanacevic** led the Hawks with 19 points and 13 rebounds, while **Langston Galloway** and **DeAndre' Bembry** chipped in 18 and 16 points, respectively. **Ronald Roberts, Jr.** left the game early in the second half due to back spasms after an awkward fall and did not return. SJU was also without **Isaiah Miles**, who missed the game due to a concussion. Saint Joseph's held a 31-28 lead at halftime, but a 7-0 spurt by UMass put the Minutemen on top, 35-31, with 18:16 to go and then increased to 13-4 after a layup to put the home team ahead 41-35 with 14:05 remaining. A Galloway jumper at 13:48 kicked off a 7-0 run for the Hawks; a three-pointer by Kanacevic and a layup by **Chris Wilson** put SJU ahead by a point, 42-41, with 12:09 to go. With the score tied, 48-48, at 9:22, the Hawks would score the next nine points of the game, seven of them by Kanacevic, to take a 57-48 lead with 6:23 to go. But from that point forward, UMass outscored Saint Joseph's, 18-5, to secure the victory.

Saint Joseph's (9-5, 0-1 A-10)

			tot-fg		3-pt				rebounds									
##	Player		fg	fga	fg	fga	ft	fta	of	de	tot	pf	tp	a	to	blk	s	min
13	ROBERTS, Ronald	f	1	4	0	0	2	2	1	1	2	1	4	3	3	2	0	22
43	BEMBRY, DeAndre	f	7	11	0	1	2	4	2	6	8	2	16	1	4	2	0	39
45	KANACEVIC, Halil	f	6	9	2	3	5	8	1	12	13	4	19	6	5	1	1	40
10	GALLOWAY, L	g	7	14	3	8	1	2	2	3	5	2	18	3	1	0	1	40
24	WILSON, Chris	g	2	7	1	4	0	1	0	1	1	2	5	1	1	0	1	37
32	NDAO, Papa		0	2	0	2	0	0	1	2	3	4	0	1	3	0	0	12
34	BAUMANN, Javon		0	0	0	0	0	0	0	0	0	0	0	0	0	0	0	10
41	KELLY, Colin		0	0	0	0	0	0	0	1	1	0	0	0	0	0	0	0+
	TEAM								1	1	2							
	Totals.....		23	47	6	18	10	17	8	27	35	15	62	15	17	5	3	200

TOTAL FG% 1st Half: 10-22 45.5%	2nd Half: 13-25 52.0%	Game: 48.9%	DEADBALL
3-Pt. FG% 1st Half: 5-10 50.0%	2nd Half: 1-8 12.5%	Game: 33.3%	REBOUNDS
F Throw % 1st Half: 6-6 100%	2nd Half: 4-11 36.4%	Game: 58.8%	3

Massachusetts (13-1, 1-0 A-10)

			tot-fg		3-pt				rebounds									
##	Player		fg	fga	fg	fga	ft	fta	of	de	tot	pf	tp	a	to	blk	s	min
22	CARTER, Sampson	f	0	7	0	3	3	4	0	3	3	1	3	2	1	0	0	24
34	PUTNEY, Raphiael	f	5	10	1	4	0	0	2	2	4	3	11	1	1	0	0	22
25	LALANNE, Cady	c	2	5	0	0	0	2	1	3	4	3	4	1	0	1	0	23
02	GORDON, Derrick	g	4	10	0	0	0	0	0	4	4	0	8	3	2	0	2	32
03	WILLIAMS, Chaz	g	6	12	3	5	7	10	0	0	0	2	22	4	2	1	0	37
01	ESHO, Maxie		6	7	0	0	0	1	1	2	3	3	12	0	2	1	2	28
11	BERGANTINO, T		0	0	0	0	0	0	1	2	3	1	0	1	0	1	0	16
12	DAVIS, Trey		1	4	1	3	3	4	0	3	3	2	6	2	0	0	1	18
	TEAM								3	1	4							
	Totals.....		24	55	5	15	13	21	8	20	28	15	66	14	8	4	5	200

TOTAL FG% 1st Half: 11-28 39.3%	2nd Half: 13-27 48.1%	Game: 43.6%	DEADBALL
3-Pt. FG% 1st Half: 1-9 11.1%	2nd Half: 4-6 66.7%	Game: 33.3%	REBOUNDS
F Throw % 1st Half: 5-7 71.4%	2nd Half: 8-14 57.1%	Game: 61.9%	4

Officials: Bill McCarthy, Brent Hampton, Jose Carrion
Technical fouls: Saint Joseph's-None. Massachusetts-None.
Attendance: 4,621

Score by Periods	1st	2nd	Total
Saint Joseph's	31	31	62
Massachusetts	28	38	66

Game 15: January 11, 2014 - Patriot Center - Fairfax, Va.
SJU 84 - George Mason 80

Trailing by three points with 7:25 remaining in the game, seniors **Halil Kanacevic** and **Langston Galloway** put Saint Joseph's on their backs and led the Hawks to a gritty 84-80 win at George Mason in the first A-10 meeting of the teams. Kanacevic scored 23 points, Galloway had 20 and **DeAndre' Bembry** added 17, while **Papa Ndao** posted a career-high 13 points on 4-of-4 shooting in his first start of the season. The Hawks were without second-leading scorer **Ronald Roberts, Jr.**, who missed his first career game due to back spasms, and **Isaiah Miles** who missed his second consecutive game due to a concussion. Trailing 45-40 at halftime, SJU opened the second half on a 10-2 run, culminating in a dunk and a layup by Kanacevic to put the Hawks on top, 53-47, with 16:26 remaining. The Patriots closed back to within 54-53 but a layup by Bembry restored a three-point lead a minute later. The Hawks took a 60-55 lead at the 12:28 mark, but GMU would answer with an 11-3 run to take a 66-63 lead with 7:25 left. Kanacevic answered with a layup and Ndao hit his third three-pointer of the game to put SJU ahead for good, 68-67, with 6:12 to go. That bucket kicked off a 9-0 run that featured four points from Galloway and left the Hawks with a 74-67 advantage with 3:16 to play. A pair of GMU free throws broke up the run, but the Hawks then scored six of the next seven points, punctuated by a fast break dunk from Bembry, to take an 80-70 lead at :45. Galloway and Kanacevic would each drain a pair of free throws to help seal the victory before GMU hit a desperation three-pointer at the buzzer to provide the final margin.

Saint Joseph's (10-5, 1-1 A-10)

			tot-fg		3-pt				rebounds									
##	Player		fg	fga	fg	fga	ft	fta	of	de	tot	pf	tp	a	to	blk	s	min
32	NDAO, Papa	f	4	4	3	3	2	2	0	2	2	2	13	2	2	2	1	37
43	BEMBRY, DeAndre	f	7	11	0	2	3	7	1	4	5	1	17	3	0	0	1	37
45	KANACEVIC, Halil	f	9	15	0	1	5	6	1	6	7	2	23	1	3	0	2	40-
10	GALLOWAY, L	g	4	9	3	6	9	11	1	5	6	3	20	3	3	0	2	39
24	WILSON, Chris	g	4	9	1	4	0	0	0	4	4	0	9	5	5	2	1	35
00	MASCHMEYER, E		0	0	0	0	0	0	0	0	0	0	0	0	0	0	0	3
11	QUARLES, Daryus		0	0	0	0	0	0	0	3	3	1	0	0	1	0	0	6
34	BAUMANN, Javon		1	1	0	0	0	0	1	1	2	1	2	0	0	0	0	3
41	KELLY, Colin		0	0	0	0	0	0	0	0	0	0	0	0	0	0	0	0+
	TEAM									2	2				1			
	Totals.....		29	49	7	16	19	26	4	27	31	10	84	14	15	4	7	200

TOTAL FG% 1st Half: 14-23 60.9%	2nd Half: 15-26 57.7%	Game: 59.2%	DEADBALL
3-Pt. FG% 1st Half: 4-10 40.0%	2nd Half: 3-6 50.0%	Game: 43.8%	REBOUNDS
F Throw % 1st Half: 8-10 80.0%	2nd Half: 11-16 68.8%	Game: 73.1%	3

George Mason (7-9, 0-2 A-10)

			tot-fg		3-pt				rebounds									
##	Player		fg	fga	fg	fga	ft	fta	of	de	tot	pf	tp	a	to	blk	s	min
02	WILLIAMS, Johnny	f	1	3	0	0	0	0	0	3	3	2	2	1	0	0	1	18
20	JENKINS, Jalen	f	8	10	0	0	4	5	2	5	7	3	20	0	2	0	5	33
00	ALLEN, Bryon	g	7	16	4	7	2	3	1	3	4	2	20	4	2	0	1	34
10	WRIGHT, Sherrod	g	4	11	2	5	1	2	0	1	1	5	11	3	1	0	0	26
22	MOORE, Marquise	g	0	1	0	0	0	0	0	0	0	0	0	1	1	0	1	13
01	GRAY, Vaughn		1	2	1	2	0	0	0	1	1	0	3	0	0	0	0	7
03	HOLLOWAY, Patrick		4	8	2	5	0	0	0	0	0	0	10	1	0	0	0	23
04	COPES, Erik		3	3	0	0	0	0	1	4	5	2	6	0	2	0	0	22
13	EDWARDS, Corey		3	6	2	3	0	0	0	2	2	2	8	3	3	0	1	17
40	GUJANICIC, Marko		0	3	0	1	0	0	0	0	0	0	0	0	0	0	0	7
	Team								2	1	3							
	Totals.....		31	63	11	23	7	10	6	20	26	16	80	13	11	0	9	200

TOTAL FG% 1st Half: 18-33 54.5%	2nd Half: 13-30 43.3%	Game: 49.2%	DEADBALL
3-Pt. FG% 1st Half: 7-14 50.0%	2nd Half: 4-9 44.4%	Game: 47.8%	REBOUNDS
F Throw % 1st Half: 2-2 100%	2nd Half: 5-8 62.5%	Game: 70.0%	2

Officials: Eric Anderson, Larry Scirotta, Tony Crisp
Technical fouls: Saint Joseph's-None. George Mason-None.
Attendance: 5,027

Score by Periods	1st	2nd	Total
Saint Joseph's	40	44	84
George Mason	45	35	80

Game 16: January 15, 2014 - Hagan Arena
SJU 84 - Duquesne 75

Langston Galloway scored 24 of his 26 points in the first half as Saint Joseph's staked a 30-point lead and cruised to an 84-75 win over Duquesne. The Hawks put on an offensive display in the first half, shooting 71.4 percent from the field (20-of-28), and making 12-of-18 three-pointers en route to a 52-20 halftime lead. Galloway connected on 9-of-11 from the field and made 6-of-7 from three-point range for the highest single-half point total of his career. **Chris Wilson** added 16 points in the contest, making 4-of-6 three-pointers, and handed out a team-high eight assists for the Hawks. **Papa Ndao**, who made his second straight start, grabbed a team-high seven rebounds. SJU scored the first 12 points of the game and never looked back, holding Duquesne scoreless for the first six minutes. By the 12:15 mark, Saint Joseph's owned a 20-5 lead and four minutes later, was up by a score of 34-9. Galloway's sixth three-pointer gave SJU its biggest lead of the game, 48-11, with 3:23 remaining. The Hawks cooled off a bit in the second half, shooting 55 percent, but still maintained a 30-plus point margin until the final four minutes. With SJU leading 82-50, Duquesne outscored the Hawks' reserves, 25-2, during that stretch to provide the final margin. The Hawks were without starter **Ronald Roberts, Jr.** (back spasms) for the second straight game and without sixth man **Isaiah Miles** (concussion) for the third game in a row.

Duquesne (8-7; 1-2 A-10)

			tot-fg		3-pt				rebounds									
##	Player		fg	fga	fg	fga	ft	fta	of	de	tot	pf	tp	a	to	blk	s	min
00	SOKO, Ovie	f	4	10	0	3	2	2	1	3	4	4	10	1	2	1	2	19
23	JONES, Jeremiah	f	2	6	2	4	0	0	2	0	2	0	6	1	1	0	1	23
03	MCKOY, D	c	4	8	0	0	2	2	3	3	6	1	10	0	3	0	2	23
01	COLTER, Derrick	g	5	12	4	8	0	0	0	1	1	2	14	4	0	0	1	27
22	MASON, Micah	g	3	5	3	5	0	0	0	1	1	3	9	1	0	0	1	28
02	WHITE, T		0	3	0	1	0	0	1	1	2	1	0	0	1	0	1	12
05	JONES, Jerry		5	10	4	7	0	2	3	0	3	2	14	3	2	0	3	20
13	WATKINS, Isaiah		0	3	0	1	4	4	1	2	3	2	4	0	0	0	3	12
32	RIDENOUR, Desmond		4	10	0	2	0	0	0	1	1	0	8	6	1	0	1	17
33	GILL, L.G.		0	2	0	2	0	0	0	1	1	0	0	1	0	0	0	9
54	LEWIS, Darius		0	1	0	0	0	0	1	3	4	2	0	1	0	0	2	10
	TEAM								1		1							
	Totals.....		27	70	13	33	8	10	13	16	29	17	75	18	10	1	17	200

TOTAL FG% 1st Half: 6-27 22.2% 2nd Half: 21-43 48.8% Game: 38.6% DEADBALL
3-Pt. FG% 1st Half: 4-14 28.6% 2nd Half: 9-19 47.4% Game: 39.4% REBOUNDS
F Throw % 1st Half: 4-4 100% 2nd Half: 4-6 66.7% Game: 80.0% 3

Saint Joseph's (11-5; 2-1 A-10)

			tot-fg		3-pt				rebounds									
##	Player		fg	fga	fg	fga	ft	fta	of	de	tot	pf	tp	a	to	blk	s	min
32	NDAO, Papa	f	2	3	1	2	0	0	0	7	7	2	5	1	1	1	0	26
43	BEMBRY, DeAndre	f	2	5	1	4	2	4	1	5	6	0	7	5	2	2	2	27
45	KANACEVIC, Halil	f	3	4	2	2	0	3	0	4	4	1	8	5	5	0	2	27
10	GALLOWAY, L	g	10	15	6	10	0	0	0	4	4	1	26	2	1	0	0	28
24	WILSON, Chris	g	5	7	4	6	2	2	2	2	4	0	16	8	1	0	0	26
00	MASCHMEYER, E		1	4	1	1	0	0	0	1	1	3	3	1	2	0	0	14
11	QUARLES, Daryus		3	3	2	2	1	1	0	4	4	1	9	2	3	0	0	17
20	CASPER, Brendan		0	0	0	0	0	0	1	0	1	1	0	1	0	0	0	2
22	MOLOCK, Kyle		0	0	0	0	0	0	0	0	0	0	0	0	3	0	0	6
25	KINDLER, Eric		0	0	0	0	0	1	0	0	0	0	0	0	1	0	0	2
34	BAUMANN, Javon		4	5	0	0	0	3	1	4	5	1	8	2	2	0	0	20
41	KELLY, Colin		1	2	0	0	0	0	1	0	1	1	2	0	1	1	0	5
	TEAM																	
	Totals.....		31	48	17	27	5	14	6	31	37	11	84	27	22	4	4	200

TOTAL FG% 1st Half: 20-28 71.4% 2nd Half: 11-20 55.0% Game: 64.6% DEADBALL
3-Pt. FG% 1st Half: 12-18 66.7% 2nd Half: 5-9 55.6% Game: 63.0% REBOUNDS
F Throw % 1st Half: 0-4 0.0% 2nd Half: 5-10 50.0% Game: 35.7% 3

Officials: Gary Prager, Ray Perone, Robert Riley
Technical fouls: Duquesne-None. Saint Joseph's-None.
Attendance: 3,937

Score by Periods	1st	2nd	Total
Duquesne	20	55	75
Saint Joseph's	52	32	84

Game 17: January 18, 2014 - The Palestra - Philadelphia, Pa.
SJU 85 - Penn 68

Langston Galloway scored 20 points to lead four Hawks in double figures as Saint Joseph's cruised to an 85-68 win over Penn in Big 5 action at the soldout Palestra. **Chris Wilson** and **DeAndre' Bembry** scored 13 points apiece and **Ronald Roberts** had 10 points in his return to the starting lineup after missing two games with a back injury. **Halil Kanacevic** was one point shy of a triple-double as the senior had nine points, 15 rebounds and 11 assists. Galloway shot 7-for-10 from the field, which included a 6-for-7 performance from beyond the arc. For the second game in a row, the Hawks put on an impressive effort from three-point range, hitting 16-of-24, including 13-of-15 in the first half. SJU used two big runs and defensive efforts to secure the win in the first half, hitting 66.7 percent (20-for-30) from the field. Leading 19-14, the Hawks scored the next 12 points over a span of five minutes with consecutive threes by **Papa Ndao**, Galloway and Kanacevic to take a 31-14 lead. SJU followed by running off another 11 points and keeping Penn scoreless for the final 5:57 of the half until the Quakers hit a three as time expired, making SJU's halftime lead 57-23. It was more of the same in the second half and SJU took its biggest lead, 78-41, midway through the half. Penn outscored the Hawks, 19-3, in the final five minutes to provide the final margin.

Saint Joseph's (12-5, 1-2 Big 5)

			tot-fg		3-pt				rebounds									
##	Player		fg	fga	fg	fga	ft	fta	of	de	tot	pf	tp	a	to	blk	s	min
13	ROBERTS, Ronald	f	4	6	0	0	2	4	1	3	4	0	10	1	2	0	0	20
43	BEMBRY, DeAndre	f	5	6	1	1	2	2	0	3	3	0	13	1	3	0	2	24
45	KANACEVIC, Halil	f	4	9	1	2	0	0	3	12	15	3	9	12	2	1	0	30
10	GALLOWAY, L	g	7	10	6	7	0	0	0	4	4	1	20	2	1	0	1	27
24	WILSON, Chris	g	5	10	3	6	0	0	0	4	4	0	13	5	1	0	0	31
00	MASCHMEYER, E		0	0	0	0	0	0	0	0	0	0	0	0	2	0	0	7
11	QUARLES, Daryus		1	4	0	0	0	0	0	0	0	0	2	0	0	0	0	11
15	MILES, Isaiah		2	4	2	4	0	0	0	1	1	2	6	1	2	0	0	15
20	CASPER, Brendan		0	1	0	0	2	2	0	0	0	1	2	0	0	0	1	3
25	KINDLER, Eric		0	1	0	0	0	0	0	0	0	0	0	0	1	0	0	3
32	NDAO, Papa		3	3	3	3	0	0	0	2	2	0	9	2	0	0	0	18
34	BAUMANN, Javon		0	0	0	0	1	4	1	0	1	1	1	0	1	0	0	8
41	KELLY, Colin		0	1	0	1	0	0	0	0	0	0	0	0	0	0	0	3
	TEAM								1	1	2							
	Totals.....		31	55	16	24	7	12	6	30	36	8	85	24	15	1	4	200

TOTAL FG% 1st Half: 20-30 66.7% 2nd Half: 11-25 44.0% Game: 56.4% DEADBALL
3-Pt. FG% 1st Half: 13-15 86.7% 2nd Half: 3-9 33.3% Game: 66.7% REBOUNDS
F Throw % 1st Half: 4-6 66.7% 2nd Half: 3-6 50.0% Game: 58.3% 3

Penn (3-11, 0-4 Big 5)

			tot-fg		3-pt				rebounds									
##	Player		fg	fga	fg	fga	ft	fta	of	de	tot	pf	tp	a	to	blk	s	min
05	Harrell, Julian	f	0	3	0	2	0	0	0	2	2	1	0	0	1	0	0	7
12	Dougherty, Fran	f	2	4	1	1	2	2	0	4	4	0	7	2	1	1	2	20
10	Nelson-Henry, D	c	3	5	0	0	2	2	0	1	1	0	8	1	1	0	1	16
00	Cartwright, Miles	g	3	9	1	3	0	0	0	0	0	0	7	2	2	0	1	24
01	Hicks, Tony	g	6	10	3	5	0	0	0	1	1	1	15	3	2	0	0	21
03	Brooks, Henry		1	4	0	0	0	0	1	0	1	5	2	0	1	0	0	12
04	Lewis, Jamal		0	1	0	0	0	0	1	1	1	0	0	1	0	0	1	12
11	Bagtas, Tony		0	2	0	1	0	0	0	2	2	1	0	8	0	0	0	14
13	Jones, Dylan		4	7	0	0	2	6	3	2	5	1	10	0	0	1	1	15
20	Jok, Dau		0	4	0	3	0	0	0	0	0	0	0	0	0	0	1	7
21	Gunter, Cameron		0	2	0	0	0	0	0	1	1	1	0	1	1	0	0	16
22	Rennard, Steve		5	6	3	4	0	0	0	1	1	1	13	2	0	0	0	22
24	Howard, Matt		3	4	0	1	0	0	0	3	3	1	6	2	1	0	0	14
	TEAM								1	2	3							
	Totals.....		27	61	8	20	6	10	5	20	25	12	68	22	10	2	7	201

TOTAL FG% 1st Half: 9-31 29.0% 2nd Half: 18-30 60.0% Game: 44.3% DEADBALL
3-Pt. FG% 1st Half: 3-10 30.0% 2nd Half: 5-10 50.0% Game: 40.0% REBOUNDS
F Throw % 1st Half: 2-2 100% 2nd Half: 4-8 50.0% Game: 60.0% 3

Officials: Gregg Durrah, Victor Montgomery, Joseph Palacz
Technical fouls: Saint Joseph's-None. Penn-None.
Attendance: 8,722

Score by Periods	1st	2nd	Total
Saint Joseph's	57	28	85
Penn	23	45	68

Game 18: January 22, 2014 - Hagan Arena
SJU 61 - Rhode Island 57

Ronald Roberts, Jr., scored a game-high 20 points and grabbed nine rebounds to lead Saint Joseph's to a 61-57 win over Rhode Island at Hagan Arena. Roberts connected on 7-for-9 from the field and blocked three shots in the win. **Langston Galloway** tallied 15 points, going 8-for-10 from the foul line, and **Halil Kanacevic** scored 11. Rhode Island took a 37-31 lead early in the second half but the Hawks went on a 15-2 run to regain the lead, 46-39. Included in that was a dunk by Roberts to tie it at 37-37, while another Roberts' dunk off a missed shot gave SJU a 44-39 lead. Galloway hit his only three-pointer of the game at 6:40 to give the Hawks their biggest lead, 49-39. URI cut the Hawks' lead to 52-47 with 3:13 remaining, but Roberts countered with a three-point play to give SJU a 55-47 edge. The Rams cut it again to 57-52 at 49.2, but Galloway made 3-of-4 free throws to give SJU a 60-52 cushion. Five straight points by the Rams cut Saint Joseph's lead to 60-57 at :09, but another free throw by Galloway at :06 provided the final margin. After shooting 57 percent from the field in the past two games combined, the Hawks were uncharacteristically cold in the first half, hitting just 11-of-27 from the field and 1-for-10 from the three-point arc, missing nine long-range shots in a row. SJU made just 2-of-14 from three-point range in the game.

Rhode Island (10-10; 1-4 A-10)

			tot-fg		3-pt				rebounds									
##	Player		fg	fga	fg	fga	ft	fta	of	de	tot	pf	tp	a	to	blk	s	min
12	MARTIN, Hassan	f	2	4	0	0	3	6	2	3	5	5	7	0	0	1	0	27
55	BIRUTA, Gilvydas	f	4	8	0	1	3	4	2	1	3	5	11	2	2	1	0	19
00	MATTHEWS, E.C.	g	2	12	0	2	0	0	3	4	7	3	4	1	2	0	0	36
05	MUNFORD, Xavier	g	5	16	2	6	4	5	1	7	8	4	16	1	6	0	4	38
13	BUCHANAN, T.J.	g	3	5	0	2	0	0	0	1	1	4	6	4	2	0	1	34
02	REISCHEL, Jarelle		4	9	0	4	0	0	0	6	6	4	8	2	2	0	0	25
11	BUTLER, Matthew		1	1	1	1	0	0	0	0	0	0	3	1	0	0	0	9
14	ONYEKABA, Ifeanyi		1	2	0	0	0	0	2	3	5	3	2	0	0	0	0	12
	TEAM								4	1	5							
	Totals.....		22	57	3	16	10	15	14	26	40	28	57	11	14	2	5	200

TOTAL FG% 1st Half: 12-29 41.4% 2nd Half: 10-28 35.7% Game: 38.6% DEADBALL
3-Pt. FG% 1st Half: 2-8 25.0% 2nd Half: 1-8 12.5% Game: 18.8% REBOUNDS
F Throw % 1st Half: 4-6 66.7% 2nd Half: 6-9 66.7% Game: 66.7% 6

Saint Joseph's (13-5; 3-1 A-10)

			tot-fg		3-pt				rebounds									
##	Player		fg	fga	fg	fga	ft	fta	of	de	tot	pf	tp	a	to	blk	s	min
13	ROBERTS, Ronald	f	7	9	0	0	6	12	5	4	9	3	20	1	3	3	0	37
43	BEMBRY, DeAndre	f	2	5	1	2	4	8	0	4	4	3	9	1	3	0	0	35
45	KANACEVIC, Halil	f	4	6	0	1	3	6	1	4	5	5	11	3	3	2	0	27
10	GALLOWAY, L	g	3	10	1	4	8	10	1	3	4	3	15	0	1	2	3	40
24	WILSON, Chris	g	1	8	0	4	0	2	1	2	3	0	2	6	3	0	2	38
00	MASCHMEYER, E		0	0	0	0	0	0	0	0	0	0	0	0	0	0	0	1
15	MILES, Isaiah		1	2	0	1	0	0	0	0	0	0	2	0	0	2	0	4
32	NDAO, Papa		1	3	0	2	0	0	1	2	3	1	2	0	0	0	0	18
	TEAM									2	2							
	Totals.....		19	43	2	14	21	38	9	21	30	15	61	11	13	9	5	200

TOTAL FG% 1st Half: 11-27 40.7%	2nd Half: 8-16 50.0%	Game: 44.2%	DEADBALL
3-Pt. FG% 1st Half: 1-10 10.0%	2nd Half: 1-4 25.0%	Game: 14.3%	REBOUNDS
F Throw % 1st Half: 4-10 40.0%	2nd Half: 17-28 60.7%	Game: 55.3%	5

Officials: Brian O'Connell, Winston Stith, Patrick Evans
Technical fouls: Rhode Island-None. Saint Joseph's-None.
Attendance: 3,861

Score by Periods	1st	2nd	Total
Rhode Island	30	27	57
Saint Joseph's	27	34	61

Game 19: January 25, 2014 - Robins Center - Richmond, Va.
Richmond 77 - SJU 62

Halil Kanacevic led all players with 21 points and a career-high 19 rebounds, but Saint Joseph's struggled from the floor in a 77-62 loss at Richmond. During the game, **Langston Galloway** broke the school's career record for three-point field goals (294) set by SJU Basketball Hall of Famer Pat Carroll from 2001-05. Galloway sank the 295th three-pointer of his career in the second half. Leading 35-28 at halftime, Richmond opened the second half with an 11-2 run to take a 46-30 lead with 15:41 to go. SJU would cut the deficit to 52-43 after five points each from Galloway and **Chris Wilson** during a 13-6 stretch. The Spiders responded with a 12-2 run, taking their biggest lead of the game when a dunk made it a 64-45 advantage with 4:34 to go. After a dunk by **Ronald Roberts**, Galloway hit his record-breaking three to cut the deficit to 64-50. A three-pointer from Kanacevic with 3:20 to play preceded a pair of UR free throws that left the score at 66-53, but a jumper from **DeAndre' Bembry** and another three from Galloway capped off a 13-2 run that got the Hawks back within 66-58 with 2:22 to go. The Hawks could not get closer, however, as the Spiders converted 9-of-10 free throws over the final 1:25 to seal the victory. Saint Joseph's enjoyed a 44-35 advantage on the boards and pulled down 21 offensive rebounds, but shot just 37.1% (26-of-70) from the floor. Richmond hit on 47.9% (23-of-48) of its shots; that mark included 10-of-22 (45.5%) from three-point range, well over their average of 31.6%. Galloway scored 11 of his 13 points in the second half, while Bembry (11) and Wilson (10) also reached double-digits for SJU.

Saint Joseph's (13-6, 3-2)

			tot-fg		3-pt				rebounds									
##	Player		fg	fga	fg	fga	ft	fta	of	de	tot	pf	tp	a	to	blk	s	min
13	ROBERTS, Ronald	f	2	7	0	0	1	2	2	2	4	4	5	1	1	0	0	31
43	BEMBRY, DeAndre	f	5	17	0	4	1	2	5	3	8	4	11	2	2	0	2	37
45	KANACEVIC, Halil	f	9	13	1	2	2	6	6	13	19	4	21	3	4	1	0	40
10	GALLOWAY, L	g	5	17	3	9	0	0	1	0	1	3	13	1	0	1	1	39
24	WILSON, Chris	g	4	11	2	5	0	0	3	5	8	2	10	2	1	0	0	35
11	QUARLES, Daryus		0	0	0	0	0	0	0	0	0	0	0	0	0	0	0	0+
15	MILES, Isaiah		0	2	0	1	0	0	2	0	2	0	0	0	0	0	0	6
32	NDAO, Papa		1	3	0	1	0	0	1	0	1	4	2	1	0	0	0	12
	TEAM								1		1							
	Totals.....		26	70	6	22	4	10	21	23	44	21	62	10	8	2	3	200

TOTAL FG% 1st Half: 12-31 38.7%	2nd Half: 14-39 35.9%	Game: 37.1%	DEADBALL
3-Pt. FG% 1st Half: 1-7 14.3%	2nd Half: 5-15 33.3%	Game: 27.3%	REBOUNDS
F Throw % 1st Half: 3-6 50.0%	2nd Half: 1-4 25.0%	Game: 40.0%	3

Richmond (14-6, 4-1)

			tot-fg		3-pt				rebounds									
##	Player		fg	fga	fg	fga	ft	fta	of	de	tot	pf	tp	a	to	blk	s	min
05	DAVIS, Trey	f	4	8	1	1	5	7	1	11	12	1	14	2	0	0	1	32
33	NELSON-ODODA	f	0	1	0	1	1	2	2	2	4	4	1	0	0	1	0	12
34	WILLIAMS, Derrick	f	1	6	0	3	1	2	1	3	4	2	3	3	1	0	1	27
00	ANTHONY, Kendall	g	6	13	3	9	4	4	1	1	2	0	19	4	0	0	0	30
02	LINDSAY, Cedrick	g	3	6	1	2	9	13	0	2	2	0	16	2	2	0	0	36
03	JONES, ShawnDre'		1	1	1	1	0	0	0	0	0	0	3	0	0	0	0	3
04	SPARROW, Wayne		0	1	0	0	0	0	0	1	1	1	0	1	3	0	0	13
11	TAYLOR, Deion		4	5	2	2	1	2	1	2	3	0	11	0	0	0	0	23
15	ALLEN, Terry		4	7	2	3	0	0	2	4	6	2	10	2	1	0	0	24
	TEAM								1		1							
	Totals.....		23	48	10	22	21	30	9	26	35	10	77	14	7	1	2	200

TOTAL FG% 1st Half: 11-26 42.3%	2nd Half: 12-22 54.5%	Game: 47.9%	DEADBALL
3-Pt. FG% 1st Half: 7-14 50.0%	2nd Half: 3-8 37.5%	Game: 45.5%	REBOUNDS
F Throw % 1st Half: 6-8 75.0%	2nd Half: 15-22 68.2%	Game: 70.0%	2

Officials: Paul Faia, Garrick Shannon, Kenneth Turner
Technical fouls: Saint Joseph's-None. Richmond-None.
Attendance: 7,201

Score by Periods	1st	2nd	Total
Saint Joseph's	28	34	62
Richmond	35	42	77

Game 20: January 29, 2014 - UD Arena - Dayton, Ohio
SJU 60 - Dayton 57

Langston Galloway banked home a three-pointer with 1.8 seconds remaining to lead Saint Joseph's past Dayton, 60-57. **Chris Wilson** led the Hawks with 15 points on 5-of-9 shooting, while **Halil Kanacevic** scored the 1,000th point of his collegiate career and grabbed 11 rebounds. **Ronald Roberts, Jr.** added 12 points and **DeAndre' Bembry** had 11. With the Hawks leading 57-55, Dayton's Dyshawn Pierre tied the game with a layup with 11 seconds left. After a timeout, Galloway took the inbounds pass in the backcourt and dribbled around a pair of screens on his right. His shot hit the backboard and went through the net with 1.8 seconds on the clock. The Flyers missed a desperation attempt from halfcourt to give the Hawks the victory, their first in Dayton since Feb. 21, 2001, snapping an eight-game losing streak at UD Arena. The Hawks owned a 15-point lead in the second half, but almost let it slip away. With SJU leading 47-32 at the midway point of the half, Dayton made its comeback, outscoring the Hawks, 19-7, over the next eight minutes. After Dayton's Vee Sanford picked off an SJU pass, Bembry was whistled for a flagrant foul in trying to stop the break. Sanford hit both free throws to pull UD within 54-51 at 2:23, but Wilson intercepted a pass on Dayton's ensuing possession. Bembry then hit a pair of free throws to increase SJU's lead to 56-51. The Flyers came within 56-55, at :27, but Bembry connected on the front end of the one-and-one to give SJU a 57-55 cushion. The Flyers answered with a layup at :11 to tie the game at 57-57 and set the stage for Galloway's game-winner. SJU scored a season-low 20 points in the first half, and trailed 25-20 at halftime. The Hawks came out like a different team after intermission and opened the second with a 27-7 run, including 12 straight points to take a 47-32 lead.

Saint Joseph's (14-6, 4-2 A-10)

			tot-fg		3-pt				rebounds									
##	Player		fg	fga	fg	fga	ft	fta	of	de	tot	pf	tp	a	to	blk	s	min
13	ROBERTS, Ronald	f	4	7	0	0	4	6	3	3	6	5	12	0	2	2	1	39
45	KANACEVIC, Halil	f	4	9	0	2	0	4	0	11	11	4	8	3	3	2	1	40
43	BEMBRY, DeAndre	c	3	10	0	2	5	7	0	1	1	3	11	3	4	1	0	35
10	GALLOWAY, L	g	4	9	3	7	1	2	0	4	4	3	12	2	0	0	1	35
24	WILSON, Chris	g	5	9	3	6	2	2	0	1	1	1	15	2	4	1	2	38
11	QUARLES, Daryus		0	0	0	0	0	0	0	0	0	1	0	0	0	0	0	4
32	NDAO, Papa		1	1	0	0	0	0	0	1	1	0	2	0	0	0	1	9
	TEAM								1	4	5							
	Totals.....		21	45	6	17	12	21	4	25	29	17	60	10	13	6	6	200

TOTAL FG% 1st Half: 7-26 26.9%	2nd Half: 14-19 73.7%	Game: 46.7%	DEADBALL
3-Pt. FG% 1st Half: 3-13 23.1%	2nd Half: 3-4 75.0%	Game: 35.3%	REBOUNDS
F Throw % 1st Half: 3-6 50.0%	2nd Half: 9-15 60.0%	Game: 57.1%	3

Dayton (13-8, 1-5 A-10)

			tot-fg		3-pt				rebounds									
##	Player		fg	fga	fg	fga	ft	fta	of	de	tot	pf	tp	a	to	blk	s	min
05	OLIVER,Devin	f	5	10	3	5	3	5	1	5	6	2	16	1	1	1	2	34
21	PIERRE, Dyshawn	f	4	6	0	1	1	1	1	0	1	2	9	1	2	0	0	27
35	KAVANAUGH, Matt	c	1	2	0	0	0	2	1	2	3	3	2	1	2	0	1	16
00	PRICE, Khari	g	0	3	0	3	0	0	0	2	2	1	0	0	2	0	0	14
24	SIBERT, Jordan	g	7	15	6	14	1	2	0	0	0	2	21	2	3	0	1	28
11	SMITH, Scoochie		1	4	1	3	0	0	0	4	4	0	3	5	0	0	0	26
12	ROBINSON, Jalen		0	2	0	0	0	0	2	1	3	1	0	0	0	0	1	9
22	POLLARD, Kendall		0	1	0	0	0	0	0	1	1	1	0	1	0	0	0	7
25	GAVRILOVIC, Alex		0	0	0	0	0	0	0	0	0	0	0	0	0	0	1	3
40	SCOTT, Devon		0	4	0	0	0	0	0	4	4	3	0	1	3	0	0	11
43	SANFORD, Vee		2	6	0	2	2	2	1	5	6	2	6	2	1	1	1	25
	TEAM								3	2	5							
	Totals.....		20	53	10	28	7	12	9	26	35	17	57	14	14	2	7	200

TOTAL FG% 1st Half: 9-26 34.6%	2nd Half: 11-27 40.7%	Game: 37.7%	DEADBALL
3-Pt. FG% 1st Half: 6-14 42.9%	2nd Half: 4-14 28.6%	Game: 35.7%	REBOUNDS
F Throw % 1st Half: 1-2 50.0%	2nd Half: 6-10 60.0%	Game: 58.3%	4

Officials: Jeff Anderson, Bernard Clinton, Robert Riley
Technical fouls: Saint Joseph's-None. Dayton-None.
Attendance: 12,083

Score by Periods	1st	2nd	Total
Saint Joseph's	20	40	60
Dayton	25	32	57

Game 21: February 1, 2014 - Hagan Arena
SJU 73 - #21/19 Massachusetts 68

Chris Wilson hit a pair of free throws with :30 seconds to play to help Saint Joseph's hold on for a 73-68 win over #21/19 Massachusetts at Hagan Arena. **Halil Kanacevic** led the Hawks with 18 points and five assists while **Ronald Roberts** scored 17. **DeAndre' Bembry** had 13 points and Wilson scored 12. Massachusetts fought back from a 17-point first half deficit and tied the game 67-67 with 1:20 to play. SJU followed with a free throw from **Langston Galloway** at :56 to regain the 68-67 lead, but UMass tied it again on a foul shot at :39. Wilson's free throws at :30 gave Saint Joseph's a 70-68 lead, but UMass turned the ball over on its next possession and **Papa Ndao** came away with the ball. The junior hit both free throws at 12.6 seconds to give the Hawks a 72-68 lead. UMass missed a three-point attempt and Galloway was fouled with :06 remaining, and made one free throw to provide the final margin. Trailing 41-25 at halftime, UMass outscored the Hawks, 13-5, in the first five minutes of the second half to come within 46-38. Saint Joseph's maintained the lead and eventually built it back up to 64-51 but a 13-1 UMass run tied the game, 67-67, at 1:23. It was Saint Joseph's first win over a ranked team since November 16, 2012 when the Hawks defeated #20 Notre Dame.

Massachusetts (17-4; 4-3 A-10)

##	Player		tot-fg fg	tot-fg fga	3-pt fg	3-pt fga	ft	fta	rebounds of	de	tot	pf	tp	a	to	blk	s	min
22	CARTER, Sampson	f	1	7	0	3	0	0	2	0	2	4	2	1	1	0	0	25
34	PUTNEY, Raphiael	f	3	7	1	3	0	0	3	9	12	4	7	1	3	2	2	23
25	LALANNE, Cady	c	5	6	0	0	2	6	1	4	5	5	12	1	4	0	0	26
02	GORDON, Derrick	g	10	13	0	0	1	2	0	1	1	2	21	2	1	0	2	33
03	WILLIAMS, Chaz	g	4	8	2	3	6	8	0	5	5	4	16	10	3	0	2	38
00	DYSON, Demetrius		0	2	0	1	0	0	1	0	1	1	0	0	1	0	0	4
01	ESHO, Maxie		1	2	0	0	1	2	0	0	0	1	3	0	0	0	0	8
05	SANTEE, Clyde		0	0	0	0	0	0	0	0	0	0	0	0	0	0	0	1
11	BERGANTINO, Tyler		0	0	0	0	0	0	0	1	1	1	0	0	1	0	0	11
12	DAVIS, Trey		2	7	1	3	2	2	1	2	3	3	7	3	0	0	1	29
24	BERGER, Seth		0	1	0	1	0	0	0	2	2	1	0	0	0	0	0	2
	TEAM								1	4	5				1			
	Totals.....		26	53	4	14	12	20	9	28	37	26	68	18	15	2	7	200

TOTAL FG% 1st Half: 10-26 38.5% 2nd Half: 16-27 59.3% Game: 49.1% DEADBALL
3-Pt. FG% 1st Half: 2-7 28.6% 2nd Half: 2-7 28.6% Game: 28.6% REBOUNDS
F Throw % 1st Half: 3-6 50.0% 2nd Half: 9-14 64.3% Game: 60.0% 4

Saint Joseph's (15-6; 5-2 A-10)

##	Player		tot-fg fg	tot-fg fga	3-pt fg	3-pt fga	ft	fta	rebounds of	de	tot	pf	tp	a	to	blk	s	min
13	ROBERTS, Ronald	f	4	9	0	0	9	12	2	4	6	2	17	2	0	1	0	38
43	BEMBRY, DeAndre	f	3	11	2	3	5	8	3	5	8	5	13	3	4	1	1	36
45	KANACEVIC, Halil	f	7	11	1	1	3	6	4	2	6	4	18	5	1	0	1	40
10	GALLOWAY, L	g	2	7	0	3	3	7	0	3	3	4	7	0	1	0	0	26
24	WILSON, Chris	g	4	9	2	4	2	3	0	6	6	3	12	2	4	0	1	39
00	MASCHMEYER, E		0	0	0	0	0	0	0	1	1	0	0	0	0	0	0	1
15	MILES, Isaiah		0	1	0	1	1	2	0	0	0	0	1	0	0	0	0	4
32	NDAO, Papa		1	3	1	1	2	2	0	0	0	1	5	2	0	0	0	16
	TEAM								1	1	2							
	Totals.....		21	51	6	13	25	40	10	22	32	19	73	14	10	2	3	199

TOTAL FG% 1st Half: 13-29 44.8% 2nd Half: 8-22 36.4% Game: 41.2% DEADBALL
3-Pt. FG% 1st Half: 5-8 62.5% 2nd Half: 1-5 20.0% Game: 46.2% REBOUNDS
F Throw % 1st Half: 10-17 58.8% 2nd Half: 15-23 65.2% Game: 62.5% 7

Officials: Tim Comer, Jose Carrion, Dan Anderson
Technical fouls: Massachusetts-None. Saint Joseph's-None.
Attendance: 4,200

Score by Periods	1st	2nd	Total
Massachusetts	25	43	68
Saint Joseph's	41	32	73

Game 22: February 5, 2014 - Hagan Arena
#13/15 Saint Louis 65 - SJU 49

Saint Louis held Saint Joseph's to its lowest point total of the year as the #13/15 Billikens scored a 65-49 win in Atlantic 10 action at Hagan Arena. **Ronald Roberts, Jr.** was the only Hawk in double figures with a game-high 19 points and nine rebounds while **Halil Kanacevic** had nine points and nine rebounds. Saint Joseph's fell victim to the Saint Louis defense that held them to 31.9 percent shooting and a 1-for-15 effort from three-point range. The Hawks also committed 17 turnovers in the loss. Trailing 35-22 at halftime, Saint Joseph's tried get back into the game in the second half, but every attempt was stifled by a turnover or a missed opportunity. Down 45-32, the Hawks scored six straight points, as a short jumper from **Papa Ndao** cut the deficit to 45-38 at 9:45. But Saint Louis answered right back to build the lead up to 47-38. A pair of free throws by **DeAndre' Bembry** again pulled the Hawks within nine points, 49-40, at 8:37. But Saint Louis then outscored the Hawks, 12-3, to take a 61-43 lead with 4:21 remaining.

Saint Louis (21-2; 8-0 A-10)

##	Player		tot-fg fg	tot-fg fga	3-pt fg	3-pt fga	ft	fta	rebounds of	de	tot	pf	tp	a	to	blk	s	min
21	EVANS, Dwayne	f	4	10	0	0	0	0	2	5	7	3	8	2	2	1	3	29
30	BARNETT, Jake	f	0	2	0	2	1	2	0	7	7	4	1	1	1	0	1	32
51	LOE, Rob	f	4	7	3	5	6	6	1	3	4	3	17	1	1	1	1	24
05	JETT, Jordair	g	3	9	0	0	4	5	0	3	3	3	10	7	4	0	1	30
11	MCCALL JR, Mike	g	3	3	1	1	2	2	0	1	1	2	9	2	2	0	2	25
01	GLAZE, Grandy		3	6	0	0	0	0	1	0	1	2	6	0	1	0	2	11
02	MCBROOM, Austin		3	10	1	3	2	2	0	2	2	0	9	2	1	0	1	20
32	CRAWFORD, Mike		1	1	1	1	0	0	0	1	1	0	3	0	1	0	1	13
54	MANNING, John		1	2	0	1	0	0	0	3	3	2	2	0	0	0	0	16
	TEAM								3	2	5				1			
	Totals.....		22	50	6	13	15	17	7	27	34	19	65	15	14	2	12	200

TOTAL FG% 1st Half: 14-30 46.7% 2nd Half: 8-20 40.0% Game: 44.0% DEADBALL
3-Pt. FG% 1st Half: 4-7 57.1% 2nd Half: 2-6 33.3% Game: 46.2% REBOUNDS
F Throw % 1st Half: 3-4 75.0% 2nd Half: 12-13 92.3% Game: 88.2% 2

Saint Joseph's (15-7; 5-3 A-10)

##	Player		tot-fg fg	tot-fg fga	3-pt fg	3-pt fga	ft	fta	rebounds of	de	tot	pf	tp	a	to	blk	s	min
13	ROBERTS, Ronald	f	6	10	0	0	7	14	3	6	9	3	19	0	4	4	1	39
43	BEMBRY, DeAndre	f	0	6	0	3	5	8	1	1	2	3	5	0	2	1	1	25
45	KANACEVIC, Halil	f	3	7	0	1	3	4	4	5	9	4	9	2	5	2	0	39
10	GALLOWAY, L	g	3	13	0	4	0	0	3	3	6	1	6	2	1	2	2	39
24	WILSON, Chris	g	1	8	0	5	3	4	0	3	3	3	5	1	4	0	3	31
15	MILES, Isaiah		0	1	0	1	0	0	0	2	2	0	0	0	0	0	0	6
32	NDAO, Papa		2	2	1	1	0	0	0	1	1	1	5	0	1	0	1	20
34	BAUMANN, Javon		0	0	0	0	0	0	0	0	0	0	0	0	0	0	0	1
	TEAM								1		1							
	Totals.....		15	47	1	15	18	30	12	21	33	15	49	5	17	9	8	200

TOTAL FG% 1st Half: 6-22 27.3% 2nd Half: 9-25 36.0% Game: 31.9% DEADBALL
3-Pt. FG% 1st Half: 1-6 16.7% 2nd Half: 0-9 0.0% Game: 6.7% REBOUNDS
F Throw % 1st Half: 9-12 75.0% 2nd Half: 9-18 50.0% Game: 60.0% 5

Officials: Wally Rutecki, Kenneth Clark, Paul Faia
Technical fouls: Saint Louis-None. Saint Joseph's-None.
Attendance: 4,076

Score by Periods	1st	2nd	Total
Saint Louis	35	30	65
Saint Joseph's	22	27	49

Game 23: February 8, 2014 - Hagan Arena
SJU 69 - VCU 62

Langston Galloway scored a game-high 24 points and **DeAndre' Bembry** added 18 as Saint Joseph's held off VCU, 69-62, at Hagan Arena. Galloway shot 8-for-14 from the field while **Halil Kanacevic** posted game-highs of 10 rebounds and seven assists. After a three by Kanacevic, Saint Joseph's took its biggest lead of the game, 63-50, on a dunk by Roberts off a lob from Bembry with 5:56 to play, VCU chipped away at the lead, running off 10 straight points to close to 63-60 with 2:56 to play. The teams then traded baskets, with Bembry hitting a layup at 1:28 to put SJU up 65-60, and then VCU scored with 1:15 left to cut the Rams' deficit to 65-62. After a Saint Joseph's miss, the Rams were stopped on the next possession as Kanacevic took a charge with 32.9 seconds to play. SJU then put the game away from the foul line with Galloway and **Chris Wilson** each hitting a pair in the final 25 seconds. Saint Joseph's, which was without sixth man **Papa Ndao** because of the flu, handled VCU's pressure defense from the start and the teams were close throughout the first half. With the game tied, 20-20, SJU scored six straight to take a 26-20 lead. The Hawks took their biggest lead of the first half, 34-24, on a three by Bembry at 1:29. VCU answered with a jumper from Johnson to cut SJU's lead to 34-26 at halftime.

VCU (19-5; 7-2 A-10)

##	Player		tot-fg fg	tot-fg fga	3-pt fg	3-pt fga	ft	fta	rebounds of	de	tot	pf	tp	a	to	blk	s	min
15	REDDIC,Juvonte	f	7	12	0	0	3	7	4	4	8	2	17	2	4	2	3	33
02	WEBER,Briante	g	4	8	0	0	3	3	1	1	2	4	11	4	2	0	1	27
11	BRANDENBERG	g	1	1	1	1	0	0	0	2	2	2	3	0	0	0	0	26
20	BURGESS,Jordan	g	1	4	0	2	0	0	1	2	3	2	2	2	0	0	2	27
21	GRAHAM,Treveon	g	5	16	1	3	2	2	1	7	8	3	13	2	1	0	1	30
01	LEWIS,JeQuan		1	5	0	2	0	0	0	3	3	2	2	1	3	0	0	16
04	SHANNON,T		0	1	0	0	0	0	0	1	1	1	0	0	0	0	0	3
12	ALIE-COX,Mo		0	0	0	0	0	0	0	0	0	0	0	0	0	0	1	9
23	GUEST,Jarred		0	2	0	0	0	0	0	0	0	1	0	1	0	0	0	6
32	JOHNSON,Melvin		6	11	2	6	0	0	0	3	3	2	14	0	0	0	1	23
	TEAM								4	1	5							
	Totals.....		25	60	4	14	8	12	11	24	35	19	62	12	10	2	9	200

TOTAL FG% 1st Half: 11-27 40.7% 2nd Half: 14-33 42.4% Game: 41.7% DEADBALL
3-Pt. FG% 1st Half: 1-6 16.7% 2nd Half: 3-8 37.5% Game: 28.6% REBOUNDS
F Throw % 1st Half: 3-3 100% Half: 5-9 55.6% Game: 66.7% 2

Saint Joseph's (16-7; 6-3 A-10)

##	Player		tot-fg fg	tot-fg fga	3-pt fg	3-pt fga	ft	fta	rebounds of	de	tot	pf	tp	a	to	blk	s	min
13	ROBERTS, Ronald	f	3	7	0	0	3	5	4	5	9	2	9	1	4	2	0	36
43	BEMBRY, DeAndre	f	8	13	1	4	1	5	2	4	6	1	18	3	2	1	3	35
45	KANACEVIC, Halil	f	3	9	1	2	0	0	3	7	10	4	7	7	2	2	2	40
10	GALLOWAY, L	g	8	14	3	8	5	6	2	4	6	2	24	1	1	0	1	39
24	WILSON, Chris	g	2	12	1	6	2	2	0	3	3	1	7	1	3	1	0	34
00	MASCHMEYER, E		0	0	0	0	0	0	0	2	2	1	0	0	0	0	0	2
11	QUARLES, Daryus		1	2	0	1	2	2	0	0	0	1	4	0	0	0	0	10
15	MILES, Isaiah		0	0	0	0	0	0	0	0	0	0	0	0	0	0	0	4
	TEAM								2	1	3							
	Totals.....		25	57	6	21	13	20	13	26	39	12	69	13	12	6	6	200

TOTAL FG% 1st Half: 14-33 42.4% 2nd Half: 11-24 45.8% Game: 43.9% DEADBALL
3-Pt. FG% 1st Half: 2-10 20.0% 2nd Half: 4-11 36.4% Game: 28.6% REBOUNDS
F Throw % 1st Half: 4-8 50.0% 2nd Half: 9-12 75.0% Game: 65.0% 2

Officials: Ed Corbett, Bill McCarthy, Earl Walton
Technical fouls: VCU-None. Saint Joseph's-None.
Attendance: 4,200

Score by Periods	1st	2nd	Total
VCU	26	36	62
Saint Joseph's	34	35	69

Game 24: February 15, 2014 - Gola Arena - Philadelphia, Pa.
SJU 75 - La Salle 64

Playing at Tom Gola Arena for the first time in nearly 13 years, Saint Joseph's defeated 75-64 crosstown rival La Salle. All five SJU starters finished in double figures, led by **Langston Galloway's** 18 points. After going scoreless in the first half, **DeAndre' Bembry** made 5-of-7 from the floor in the second to finish with 16 points. **Ronald Roberts** added 15 points, while **Halil Kanacevic** and **Chris Wilson** chipped in with 10 points apiece. SJU led from the 15:08 mark of the first half, but La Salle pulled within 68-62 with 2:10 to play. Galloway then made a pair of free throws to give SJU a 70-62 lead with over a minute to go before Kanacevic added another at :55. La Salle answered right back to come within 71-64 with 49.2 to go but Galloway and Roberts sank a pair of free throws apiece to salt away the win. Kanacevic was whistled for his third foul early in the second half, but the Hawks built up their lead without their top assist man. A pair of three-point plays by Bembry, followed by a layup by Galloway, gave the Hawks their biggest lead, 46-30, at 15:33. After LSU cut it to 56-48 with 10:53 remaining, a drive by Bembry gave the Hawks' another 10-point cushion, 58-48, followed by a pair of Galloway free throws and a three from Bembry put SJU's lead back up to 63-48. The Explorers then went on a 14-5 run to get within two possessions late. Saint Joseph's shot 53.6 percent from the field in the first half and led for most of the period. La Salle came within three at 27-24 with 3:28 to go, but the Hawks ended the half with a 9-2 run. A three by Galloway at :14 put the Hawks ahead by double digits for the first time, 36-26, at intermission. Roberts led the way, making all five shots in the half and scoring 12 points, while Galloway added 10.

Saint Joseph's (17-7, 7-3 A-10)

			tot-fg		3-pt				rebounds									
##	Player		fg	fga	fg	fga	ft	fta	of	de	tot	pf	tp	a	to	blk	s	min
13	ROBERTS, Ronald	f	5	9	0	0	5	6	1	3	4	2	15	1	1	3	0	37
43	BEMBRY, DeAndre	f	5	12	1	3	5	6	1	4	5	2	16	1	1	1	3	39
45	KANACEVIC, Halil	f	4	6	1	2	1	2	0	6	6	3	10	6	3	4	1	33
10	GALLOWAY, L	g	5	12	2	7	6	6	1	3	4	2	18	1	0	0	0	39
24	WILSON, Chris	g	4	7	1	3	1	2	0	3	3	2	10	3	2	0	1	34
00	MASCHMEYER, E		0	0	0	0	0	0	0	0	0	0	0	0	0	0	0	1
15	MILES, Isaiah		1	2	1	1	0	0	0	1	1	1	3	0	1	0	0	4
32	NDAO, Papa		1	3	1	1	0	0	1	1	2	0	3	1	0	0	1	13
	TEAM								2	2	4							
	Totals.....		25	51	7	17	18	22	6	23	29	12	75	13	8	8	6	200

TOTAL FG% 1st Half: 15-28 53.6%	2nd Half: 10-23 43.5%	Game: 49.0%	DEADBALL
3-Pt. FG% 1st Half: 4-10 40.0%	2nd Half: 3-7 42.9%	Game: 41.2%	REBOUNDS
F Throw % 1st Half: 2-2 100%	2nd Half: 16-20 80.0%	Game: 81.8%	1

La Salle (12-12, 4-6 A-10)

			tot-fg		3-pt				rebounds									
##	Player		fg	fga	fg	fga	ft	fta	of	de	tot	pf	tp	a	to	blk	s	min
25	WRIGHT, Jerrell	f	6	14	0	0	4	7	9	6	15	4	16	0	1	0	1	23
00	ZACK, Steve	c	2	8	0	0	0	0	1	7	8	4	4	2	0	2	0	28
01	PETERSON, D.J.	g	1	2	1	2	0	0	0	0	0	1	3	1	0	0	0	21
03	DUREN, Tyreek	g	6	9	3	4	0	0	0	4	4	1	15	5	4	0	1	37
10	MILLS, Sam	g	0	5	0	3	0	0	0	2	2	4	0	2	0	0	0	23
05	DUNN, Taylor		3	5	3	5	0	0	1	1	2	1	9	1	1	0	0	12
21	GARLAND, Tyrone		5	12	3	6	2	2	0	1	1	0	15	2	3	0	0	29
23	LEWIS, Khalid		0	4	0	2	0	0	0	0	0	4	0	0	1	0	0	8
30	DAVIS, Jermaine		0	0	0	0	0	0	0	0	0	0	0	0	1	0	0	4
35	BROWN, Rohan		1	4	0	1	0	0	2	2	4	0	2	0	2	0	0	15
	TEAM								3	1	4							
	Totals.....		24	63	10	23	6	9	16	24	40	19	64	13	13	2	2	200

TOTAL FG% 1st Half: 10-31 32.3%	2nd Half: 14-32 43.8%	Game: 38.1%	DEADBALL
3-Pt. FG% 1st Half: 4-12 33.3%	2nd Half: 6-11 54.5%	Game: 43.5%	REBOUNDS
F Throw % 1st Half: 2-2 100%	2nd Half: 4-7 57.1%	Game: 66.7%	2

Officials: Andrew Marrotta, Paul Faia, Gary Pucino
Technical fouls: Saint Joseph's-None. La Salle-None.
Attendance: 3,041

Score by Periods	1st	2nd	Total
Saint Joseph's	36	39	75
La Salle	26	38	64

Game 25: February 19, 2014 - Ryan Center - Kingston, R.I.
SJU 57 - Rhode Island 54

Ronald Roberts, Jr., tallied 11 of his game-high 18 points in the second half to lead Saint Joseph's back from a 10-point deficit to defeat Rhode Island, 57-54, at the Ryan Center. **Halil Kanacevic** and **DeAndre' Bembry** chipped in with 12 points apiece, while Roberts and Kanacevic each corralled nine rebounds. Trailing 38-28 with 14:27 to go in the game, Saint Joseph's went on a 9-0 run that featured five points from Bembry. A pair of URI free throws at 10:55 to go pushed its lead back to three, but Roberts hit 1-of-2 from the line and then converted a layup to tie the game, 40-40, at the 9:57 mark. The teams traded baskets over the next five minutes, with the Hawks taking their first lead since the 12:06 mark of the first half on a three-pointer by **Langston Galloway** that made it a 46-44 game with 7:21 to go. With 5:17 to play, Roberts hit a pair from the line to put SJU ahead, 50-48, before **Papa Ndao** drained a three with 4:37 on the clock to give the Hawks their largest lead of the game. Rhode Island got a pair of free throws to get back within three, but Kanacevic hit a layup to restore the five-point margin at 55-50 with 3:20 left. A pair of URI baskets pulled them to 55-54 with 2:21 left. After missed three-pointers by both teams, Kanacevic pulled down a key offensive rebound with a minute to go; he then found a seam and coasted to the basket for a layup to make it a 57-54 lead with 34 seconds left. The Rams were able to get off a pair of shots, but a three-pointer in the final seconds was offline, and **Chris Wilson** picked up the rebound and dribbled out the clock to seal the win. Rhode Island held a 33-25 lead at halftime. Bembry scored seven of the Hawks' first nine in the contest, but was whistled for his second foul of the game with 15:27 to go in the frame and only played six minutes in the first half.

Saint Joseph's (18-7, 8-3 A-10)

			tot-fg		3-pt				rebounds									
##	Player		fg	fga	fg	fga	ft	fta	of	de	tot	pf	tp	a	to	blk	s	min
13	ROBERTS, Ronald	f	7	12	0	0	4	6	0	9	9	4	18	2	1	0	1	40
43	BEMBRY, DeAndre	f	5	6	2	2	0	0	1	1	2	4	12	1	2	0	2	26
45	KANACEVIC, Halil	f	5	9	0	1	2	4	2	7	9	4	12	4	2	0	0	28
10	GALLOWAY, L	g	2	12	1	6	1	2	0	3	3	1	6	1	0	1	2	40
24	WILSON, Chris	g	1	3	0	1	0	0	0	3	3	1	2	2	2	0	0	40
00	MASCHMEYER, E	0	0	0	0	0	0	0	0	0	0	0	0	0	0	0	0+	
11	QUARLES, Daryus		1	1	0	0	2	2	0	1	1	0	4	0	0	0	0	7
15	MILES, Isaiah		0	1	0	1	0	0	1	0	1	0	0	0	0	0	0	2
32	NDAO, Papa		1	5	1	5	0	0	0	0	0	1	3	1	0	0	0	17
	TEAM									2	2							
	Totals.....		22	49	4	16	9	14	4	26	30	15	57	11	7	1	5	200

TOTAL FG% 1st Half: 10-28 35.7%	2nd Half: 12-21 57.1%	Game: 44.9%	DEADBALL
3-Pt. FG% 1st Half: 1-10 10.0%	2nd Half: 3-6 50.0%	Game: 25.0%	REBOUNDS
F Throw % 1st Half: 4-5 80.0%	2nd Half: 5-9 55.6%	Game: 64.3%	3

Rhode Island (11-16, 2-10 A-10)

			tot-fg		3-pt				rebounds									
##	Player		fg	fga	fg	fga	ft	fta	of	de	tot	pf	tp	a	to	blk	s	min
12	MARTIN, Hassan	f	2	6	0	0	0	2	2	3	5	1	4	1	0	2	0	35
55	BIRUTA, Gilvydas	f	5	11	0	2	0	0	2	4	6	3	10	2	0	0	0	31
00	MATTHEWS, E.C.	g	6	13	1	4	4	4	0	4	4	3	17	5	1	1	2	35
05	MUNFORD, Xavier	g	3	9	0	3	1	3	0	5	5	0	7	5	3	0	0	34
13	BUCHANAN, T.J.	g	2	6	1	2	0	0	1	3	4	2	5	1	1	0	0	33
02	REISCHEL, Jarelle		2	8	1	3	1	2	0	2	2	1	6	0	3	0	0	19
11	BUTLER, Matthew		0	0	0	0	0	0	0	0	0	0	0	0	0	0	0	0+
14	ONYEKABA, Ifeanyi		0	0	0	0	5	6	2	3	5	3	5	0	0	0	0	13
	TEAM								3	1	4							
	Totals.....		20	53	3	14	11	17	10	25	35	13	54	14	8	3	2	200

TOTAL FG% 1st Half: 13-31 41.9%	2nd Half: 7-22 31.8%	Game: 37.7%	DEADBALL
3-Pt. FG% 1st Half: 3-10 30.0%	2nd Half: 0-4 0.0%	Game: 21.4%	REBOUNDS
F Throw % 1st Half: 4-5 80.0%	2nd Half: 7-12 58.3%	Game: 64.7%	3

Officials: Brian O'Connell, Donnie Eppley, Gary Prager
Technical fouls: Saint Joseph's-None. Rhode Island-None.
Attendance: 4,712

Score by Periods	1st	2nd	Total
Saint Joseph's	25	32	57
Rhode Island	33	21	54



LANGSTON GALLOWAY

Senior • Guard • 6-2
Baton Rouge, La.
Christian Life Academy

Atlantic 10
Preseason All-Conference Second Team

10

Overall Stats: 16.2 ppg, 4.5 rpg, 1.3 apg
Atlantic 10 Stats: 15.0 ppg, 4.2 rpg, 1.5 apg

2013-14:
- Has registered double-figures in all but four games this season
- Named Big 5 Player of the Week twice (2/17, 1/20)
- Hit game-high 18 points (5-of-12 FG) in win over La Salle
- Posted 24 points (8-of-14 FG) for ninth 20-plus point game vs. VCU
- Hit game-winning 3FG with 1.6 seconds left at Dayton
- Went 3-of-9 3FG at Richmond to become SJU's all-time leader in career three-point field goals with 295.
- Hit 15 points and shot 80% (8-of-10) from the line against Rhode Island
- Posted 20 points (6-of-7 3FG) for eighth 20-plus point game at Penn
- Hit game-high 26 pts (10-of-15 FG) against Duquesne
- Recorded 20 points on career-high 9-of-11 FT at George Mason
- Netted 18 points (7-of-14 FG) at #19 Massachusetts
- Hit game-high 20 points with six 3FG against Binghamton
- Recorded team-high 18 points (6-of-12 FG) against Villanova
- Hit game-high 24 points (6-of-12 3FG) at Temple
- Hit season-high 27 points (6-of-10 3FG) against Siena
- Posted 20 points (6-of-8 FG) and season-high 8 rebs in win over Marist
- Scored 21 points (6-of-14 FG) in season-opening win over Vermont
- Team captain

High School/Personal:
- Two-time District 7 1-A Player of the Year
- Nephew of SJU assistant coach Geoff Arnold
- Sports marketing major who earned his degree in December

2013-14 Game-by-Game

OPPONENT	MIN	FG-A	3PT-A	FT-A	OR	DR	TR	F	A	TO	BL	S	PT
Vermont*	38	6-14	3-7	6-8	1	2	3	3	0	2	0	0	21
Marist*	24	6-8	3-5	5-5	1	7	8	3	3	0	0	0	20
Creighton*	37	4-11	2-5	4-4	2	1	3	0	0	0	0	1	14
LSU*	30	3-9	0-4	2-4	3	2	5	2	1	0	0	1	8
Siena*	35	8-14	6-10	5-6	1	6	7	4	3	1	1	5	27
Washington State*	37	4-13	3-7	2-4	0	2	2	3	1	0	1	0	13
Temple*	35	8-16	6-12	2-2	1	3	4	4	0	0	0	0	24
#14 Villanova*	37	6-16	2-8	4-4	0	7	7	3	1	1	2	0	18
Drexel*	38	4-12	1-5	2-2	1	2	3	1	2	1	1	2	11
Loyola-Md.*	33	5-13	4-9	0-0	0	4	4	2	0	1	0	0	14
Boston University*	39	4-9	1-3	7-8	1	2	3	2	4	0	1	2	16
Binghamton*	25	7-13	6-9	0-0	0	7	7	2	0	0	0	1	20
Denver*	40	5-13	2-4	2-2	1	6	7	2	0	3	0	1	14
#19 Massachusetts*	40	7-14	3-8	1-2	2	3	5	2	3	1	0	1	18
George Mason*	39	4-9	3-6	9-11	1	5	6	3	3	3	0	2	20
Duquesne*	28	10-15	6-10	0-0	0	4	4	1	2	1	0	0	26
Penn*	27	7-10	6-7	0-0	0	4	4	1	2	1	0	1	20
Rhode Island*	40	3-10	1-4	8-10	1	3	4	3	0	1	2	3	15
Richmond*	39	5-17	3-9	0-0	1	0	1	3	1	0	1	1	13
Dayton*	35	4-9	3-7	1-2	0	4	4	3	2	0	0	1	12
#21 UMass*	26	2-7	0-3	3-7	0	3	3	4	0	1	0	0	7
#13 Saint Louis*	39	3-13	0-4	0-0	3	3	6	1	2	1	2	2	6
VCU*	39	8-14	3-8	5-6	2	4	6	2	1	1	0	1	24
La Salle*	39	5-12	2-7	6-6	1	3	4	2	1	0	0	0	18
Rhode Island*	40	2-12	1-6	1-2	0	3	3	1	1	0	1	2	6
Fordham													
Dayton													
St. Bonaventure													
George Washington													
La Salle													

* Denotes game started



HALIL KANACEVIC

Senior • Forward • 6-8
Staten Island, N.Y.
Curtis

45

Overall Stats: 10.9 ppg, 8.6 rpg, 4.5 apg
Atlantic 10 Stats: 13.3 ppg, 9.0 rpg, 4.1 apg

2013-14:
- Hit 12 points (5-of-9 FG) and grabbed nine boards at Rhode Island
- Notched 10 points, six rebounds, six assists, and four blocks at La Salle
- Had 7 points, 10 rebounds, and 7 assists in win over VCU
- Posted nine points and nine rebounds against #13 Saint Louis
- Named Big 5 Player of the Week three times (2/3, 1/13, 12/23)
- Notched 18 points (7-of-11 FG) in win over #21 UMass
- Scored 1,000th point of collegiate career and grabbed 11 rebs at Dayton
- Posted game-high 21 pts (9-of-13 FG) and career-high 19 rebs at Richmond
- Matched career highs with 15 rebs and 12 assists at Penn
- Netted game-high 23 points (9-of-15 FG) at George Mason
- Posted third double-double (10pts, 13 rebs) at #19 Massachusetts
- Posted career-high 27 points (12-of-13 FG) and 14 rebs against Drexel
- Hit 11 points (3-of-9 FG) and pulled down nine boards at Temple
- Recorded 10 rebounds and 10 assists vs. Creighton
- Posted 12 pts, 11 rebs, and 8 assists in win over Marist
- Team captain

High School/Personal:
- Changed his number to 45 (from 21) for this season to honor his uncle who passed away in 2013 at the age of 45
- Member of the 2010 CAA All-Rookie Team while at Hofstra
- PSAL Class A Player of the Year
- Communications major who earned his degree in December

2013-14 Game-by-Game

OPPONENT	MIN	FG-A	3PT-A	FT-A	OR	DR	TR	F	A	TO	BL	S	PT
Vermont*	20	0-1	0-0	2-2	1	6	7	5	3	3	0	1	2
Marist*	29	4-7	0-1	4-4	2	9	11	2	8	5	3	1	12
Creighton*	28	1-6	1-5	2-2	1	9	10	5	10	1	2	0	5
LSU*	31	4-9	0-1	4-6	1	2	3	4	1	2	1	4	12
Siena*	36	4-8	0-0	3-5	1	5	6	4	2	4	1	0	11
Washington State*	34	3-5	0-0	1-1	3	5	8	3	3	4	2	0	7
Temple*	28	3-9	0-1	5-8	3	6	9	4	2	3	0	0	11
#14 Villanova*	26	3-9	0-1	4-5	2	2	4	5	2	2	0	1	10
Drexel*	31	12-13	1-1	2-4	2	12	14	4	4	1	2	0	27
Loyola-Md.*	33	3-7	0-0	1-2	3	5	8	3	6	3	1	1	7
Boston University	34	3-4	0-0	0-0	3	5	8	4	7	3	2	0	6
Binghamton*	20	0-2	0-0	0-2	2	6	8	2	7	1	1	1	0
Denver*	30	3-4	0-0	2-7	4	2	6	4	0	4	4	0	8
#19 Massachusetts*	40	6-9	2-3	5-8	1	12	13	4	6	5	1	1	19
George Mason*	40-	9-15	0-1	5-6	1	6	7	2	1	3	0	2	23
Duquesne*	27	3-4	2-2	0-3	0	4	4	1	5	5	0	2	8
Penn*	30	4-9	1-2	0-0	3	12	15	3	12	2	1	0	9
Rhode Island*	27	4-6	0-1	3-6	1	4	5	5	3	3	2	0	11
Richmond*	40	9-13	1-2	2-6	6	13	19	4	3	4	1	0	21
Dayton*	40	4-9	0-2	0-4	0	11	11	4	3	3	2	1	8
#21 UMass*	40	7-11	1-1	3-6	4	2	6	4	5	1	0	1	18
#13 Saint Louis*	39	3-7	0-1	3-4	4	5	9	4	2	5	2	0	9
VCU*	40	3-9	1-2	0-0	3	7	10	4	7	2	2	2	7
La Salle*	33	4-6	1-2	1-2	0	6	6	3	6	3	4	1	10
Rhode Island*	28	5-9	0-1	2-4	2	7	9	4	4	2	0	0	12
Fordham													
Dayton													
St. Bonaventure													
George Washington													
La Salle													

* Denotes game started



41

COLIN KELLY

Senior • Forward • 6-5
West Deptford, N.J.
Gloucester Catholic

Overall Stats: 0.4 ppg, 0.4 rpg, 0.0 apg
Atlantic 10 Stats: 0.7 ppg, 0.7 rpg, 0.0 apg

2013-14:

- Saw action in win over Penn
- Hit career-high two points in career-high five minutes vs. Duquesne
- Saw action at George Mason and #19 Massachusetts
- Scored first collegiate point in win over Binghamton
- Saw action in win over Siena
- Grabbed one rebound in career-high four minutes in win over Marist

High School/Personal:

- Al Carino Club South Jersey All-Star selection
- Averaged 15.0 points and 8.0 rebounds per game as a senior at Gloucester Catholic
- Business major

2013-14 Game-by-Game

OPPONENT	MIN	FG-A	3PT-A	FT-A	OR	DR	TR	F	A	TO	BL	S	PT
Vermont				Did not play									
Marist	4	0-0	0-0	0-0	1	0	1	0	0	0	0	0	0
Creighton				Did not play									
LSU				Did not play									
Siena	1	0-0	0-0	0-0	0	0	0	1	0	0	0	0	0
Washington State				Did not play									
Temple				Did not play									
#14 Villanova				Did not play									
Drexel				Did not play									
Loyola-Md.				Did not play									
Boston University				Did not play									
Binghamton	3	0-0	0-0	1-2	0	0	0	0	0	0	0	0	1
Denver				Did not play									
#19 Massachusetts	0+	0-0	0-0	0-0	0	1	1	0	0	0	0	0	0
George Mason	0+	0-0	0-0	0-0	0	0	0	0	0	0	0	0	0
Duquesne	5	1-2	0-0	0-0	1	0	1	1	0	1	1	0	2
Penn	3	0-1	0-1	0-0	0	0	0	0	0	0	0	0	0
Rhode Island				Did not play									
Richmond				Did not play									
Dayton				Did not play									
#21 UMass				Did not play									
#13 Saint Louis				Did not play									
VCU				Did not play									
La Salle				Did not play									
Rhode Island				Did not play									
Fordham													
Dayton													
St. Bonaventure													
George Washington													
La Salle													

* Denotes game started

11

DARYUS QUARLES

Senior • Forward • 6-6
Paulsboro, N.J.
Paulsboro

Overall Stats: 2.9 ppg, 1.2 rpg, 0.4 apg
Atlantic 10 Stats: 2.8 ppg, 1.3 rpg, 0.3 apg

2013-14:

- Scored four points in seven minutes of action at Rhode Island
- Netted four points in 10 minutes of action against VCU
- Posted season-high nine points (3-of-3 FG) against Duquesne
- Saw season-high 25 minutes against Villanova
- Hit season-high eight points (3-of-6 FG) in win over Washington State
- Registered seven points (2-of-5 FG) in win over Siena
- Netted seven points (2-of-3 3FG) in win over Marist
- Scored five points (3-of-5 FT) in season-opening win over Vermont

High School/Personal:

- All-South Jersey selection
- Management major

2013-14 Game-by-Game

OPPONENT	MIN	FG-A	3PT-A	FT-A	OR	DR	TR	F	A	TO	BL	S	PT
Vermont	14	1-2	0-1	3-5	2	2	4	4	0	0	0	0	5
Marist	20	2-5	2-3	1-2	1	0	1	2	0	1	0	2	7
Creighton	14	1-2	0-0	0-2	0	1	1	1	1	0	0	0	2
LSU	19	1-3	0-1	0-2	1	0	1	0	1	0	0	2	2
Siena	15	2-5	1-3	2-2	0	0	0	1	1	1	0	1	7
Washington State	19	3-6	1-3	1-2	0	2	2	1	2	0	0	0	8
Temple	16	1-5	0-3	0-0	1	2	3	1	1	1	0	0	2
#14 Villanova	25	2-8	0-2	0-1	0	0	0	2	0	1	1	1	4
Drexel	15	0-3	0-2	0-0	0	0	0	2	0	0	0	0	0
Loyola-Md.	10	0-2	0-2	0-0	0	0	0	1	0	0	0	0	0
Boston University	14	0-2	0-2	0-0	2	1	3	0	0	1	0	0	0
Binghamton	7	0-2	0-1	0-0	0	0	0	1	0	1	0	1	0
Denver				Did not play									
#19 Massachusetts				Did not play									
George Mason	6	0-0	0-0	0-0	0	3	3	1	0	1	0	0	0
Duquesne	17	3-3	2-2	1-1	0	4	4	1	2	3	0	0	9
Penn	11	1-4	0-0	0-0	0	0	0	0	0	0	0	0	2
Rhode Island				Did not play									
Richmond	0+	0-0	0-0	0-0	0	0	0	0	0	0	0	0	0
Dayton	4	0-0	0-0	0-0	0	0	0	1	0	0	0	0	0
#21 UMass				Did not play									
#13 Saint Louis				Did not play									
VCU	10	1-2	0-1	2-2	0	0	0	1	0	0	0	0	4
La Salle				Did not play									
Rhode Island	7	1-1	0-0	2-2	0	1	1	0	0	0	0	0	4
Fordham													
Dayton													
St. Bonaventure													
George Washington													
La Salle													

* Denotes game started



RONALD ROBERTS, JR.

Senior • Forward • 6-8
Bayonne, N.J.
Saint Peter's Prep

Atlantic 10
Preseason All-Conference Second Team

13

Overall Stats: 14.3 ppg, 7.1 rpg, 1.3 bpg
Atlantic 10 Stats: 13.2 ppg, 6.4 rpg, 1.9 bpg

2013-14:
- Registered 18 points (7-of-12 FG) and nine boards at Rhode Island
- Hit 15 points (5-of-9 FG) and blocked three shots at La Salle
- Boasted game-high 19 pts (6-of-10 FG) and nine rebs vs. #13 Saint Louis
- Notched 17 points on season-high 9-of-12 FT in win over #21 UMass
- Led all scorers with 20 points (7-of-9 FG) against Rhode Island
- Left UMass game early and missed next two games due to back spasms
- Pulled down season- and game-high 15 boards in win over Denver
- Big 5 Player of the Week (12/30)
- Hit 19 points (7-of-14 FG) in win over Boston University
- Scored team-high 20 points in win over Loyola
- Hit 12 points (4-of-5 FG) and pulled down 8 boards against Villanova
- Atlantic 10 Co-Player of the Week (12/2)
- Old Spice Classic All-Tournament Team selection
- Posted double-double (21 pts, 10 rebs) against Washington State
- Hit 19 points (9-of-13 FG) in win over Siena
- Scored 1,000th career point with 21-point effort against LSU
- Notched double-double (16 pts, 10 rebs) in win over Marist
- Hit 21 pts (8-of-13 FG) and 9 rebs in season-opening win over Vermont
- Team captain

High School/Personal:
- All-State Third Team selection
- Father (Ronald, Sr.) played basketball at the University of Oklahoma from 1985 to 1987 while mother (Dania) was a member of the Dominican Republic's National Team
- Sociology major

2013-14 Game-by-Game

OPPONENT	MIN	FG-A	3PT-A	FT-A	OR	DR	TR	F	A	TO	BL	S	PT
Vermont*	35	8-13	0-0	5-7	3	6	9	4	0	4	1	0	21
Marist*	25	7-12	0-0	2-5	3	7	10	0	2	2	0	0	16
Creighton*	32	4-6	0-0	5-5	3	1	4	3	1	1	0	0	13
LSU*	34	9-13	0-0	3-5	1	6	7	3	1	3	2	0	21
Siena*	29	9-13	0-0	1-2	2	2	4	1	0	1	1	1	19
Washington State*	30	8-12	0-0	5-9	4	6	10	1	0	1	2	0	21
Temple*	37	5-13	0-0	3-3	5	3	8	4	0	5	2	1	13
#14 Villanova*	30	4-5	0-0	4-6	2	6	8	3	0	1	0	0	12
Drexel*	25	4-8	0-0	0-4	3	4	7	5	2	3	1	0	8
Loyola-Md.*	30	6-10	0-0	8-13	2	2	4	2	4	0	1	0	20
Boston University*	38	7-14	0-0	5-7	2	6	8	1	2	2	1	0	19
Binghamton*	21	3-6	0-0	2-2	2	6	8	0	2	1	0	0	8
Denver*	37	4-11	0-0	1-2	8	7	15	3	2	2	1	4	9
#19 Massachusetts*	22	1-4	0-0	2-2	1	1	2	1	3	3	2	0	4
George Mason					Injured								
Duquesne					Injured								
Penn*	20	4-6	0-0	2-4	1	3	4	0	1	2	0	0	10
Rhode Island*	37	7-9	0-0	6-12	5	4	9	3	1	3	3	0	20
Richmond*	31	2-7	0-0	1-2	2	2	4	4	1	1	0	0	5
Dayton*	39	4-7	0-0	4-6	3	3	6	5	0	2	2	1	12
#21 UMass*	38	4-9	0-0	9-12	2	4	6	2	2	0	1	0	17
#13 Saint Louis*	39	6-10	0-0	7-14	3	6	9	3	0	4	4	1	19
VCU*	36	3-7	0-0	3-5	4	5	9	2	1	4	2	0	9
La Salle*	37	5-9	0-0	5-6	1	3	4	2	1	1	3	0	15
Rhode Island*	40	7-12	0-0	4-6	0	9	9	4	2	1	0	1	18
Fordham													
Dayton													
St. Bonaventure													
George Washington													
La Salle													

* Denotes game started



ERIC KINDLER

Junior • Forward • 6-5
Mechanicsburg, Pa.
Trinity

25

Overall Stats: 0.0 ppg, 1.0 rpg, 0.3 apg
Atlantic 10 Stats: 0.0 ppg, 0.0 rpg, 0.0 apg

2013-14:
- Saw action in wins over Penn and Duquesne
- Tied career high with two rebounds against Binghamton
- Grabbed first two collegiate rebounds in win over Marist

At Canisius (2010-11):
- Played in 13 games with one start

High School/Personal:
- Made the Hawks' squad as a walk-on in 2012-13
- Pennsylvania All-State honoree and three-time All-District III First Team selection
- Brother, Nick, is a senior on the West Virginia football team
- Theology major who earned his degree in December

2013-14 Game-by-Game

OPPONENT	MIN	FG-A	3PT-A	FT-A	OR	DR	TR	F	A	TO	BL	S	PT
Vermont					Did not play								
Marist	1	0-0	0-0	0-0	1	1	2	0	0	0	0	0	0
Creighton					Did not play								
LSU					Did not play								
Siena					Did not play								
Washington State					Did not play								
Temple					Did not play								
#14 Villanova					Did not play								
Drexel					Did not play								
Loyola-Md.					Did not play								
Boston University					Did not play								
Binghamton	3	0-1	0-1	0-0	0	2	2	1	0	0	0	1	0
Denver					Did not play								
#19 Massachusetts					Did not play								
George Mason					Did not play								
Duquesne	2	0-0	0-0	0-1	0	0	0	0	0	1	0	0	0
Penn	3	0-1	0-0	0-0	0	0	0	0	0	1	0	0	0
Rhode Island					Did not play								
Richmond					Did not play								
Dayton					Did not play								
#21 UMass					Did not play								
#13 Saint Louis					Did not play								
VCU					Did not play								
La Salle					Did not play								
Rhode Island					Did not play								
Fordham													
Dayton													
St. Bonaventure													
George Washington													
La Salle													

* Denotes game started



EVAN MASCHMEYER

Junior • Guard • 6-3
Jeffersonville, Ind.
Jeffersonville

Overall Stats: 1.3 ppg, 0.5 rpg, 0.4 apg
Atlantic 10 Stats: 0.4 ppg, 0.6 rpg, 0.1 apg

2013-14:

- Pulled down two rebounds in two minutes against VCU
- Notched three points in win over Duquesne
- Saw action at George Mason
- Posted career-high seven points against Binghamton
- Scored four points on career-high 4-of-4 FT in win over Siena
- Notched two points and two rebounds against LSU
- Scored three points in win over Marist
- Dished out an assist in season-opening win over Vermont

High School/Personal:

- Three-time All-Conference and All-Area selection
- Finance major

2013-14 Game-by-Game

OPPONENT	MIN	FG-A	3PT-A	FT-A	OR	DR	TR	F	A	TO	BL	S	PT
Vermont	2	0-0	0-0	0-0	0	0	0	0	1	0	0	0	0
Marist	12	1-4	0-0	1-2	0	0	0	1	0	1	0	0	3
Creighton	Did not play												
LSU	7	1-4	0-1	0-1	2	0	2	2	1	1	0	0	2
Siena	14	0-2	0-1	4-4	1	0	1	0	1	0	0	0	4
Washington State	4	0-1	0-1	0-0	0	1	1	0	0	0	0	1	0
Temple	2	0-0	0-0	0-0	0	0	0	0	0	0	0	0	0
#14 Villanova	9	1-2	0-0	2-2	0	0	0	1	1	0	0	0	4
Drexel	2	0-0	0-0	0-0	0	0	0	0	0	0	0	0	0
Loyola-Md.	15	1-3	0-2	0-0	0	0	0	2	2	1	0	0	2
Boston University	4	0-0	0-0	0-0	0	0	0	0	0	0	0	0	0
Binghamton	13	2-3	2-3	1-2	0	2	2	1	0	4	0	0	7
Denver	Did not play												
#19 Massachusetts	Did not play												
George Mason	3	0-0	0-0	0-0	0	0	0	0	0	0	0	0	0
Duquesne	14	1-4	1-1	0-0	0	1	1	3	1	2	0	0	3
Penn	7	0-0	0-0	0-0	0	0	0	0	0	2	0	0	0
Rhode Island	1	0-0	0-0	0-0	0	0	0	0	0	0	0	0	0
Richmond	Did not play												
Dayton	Did not play												
#21 UMass	1	0-0	0-0	0-0	0	1	1	0	0	0	0	0	0
#13 Saint Louis	Did not play												
VCU	2	0-0	0-0	0-0	0	2	2	1	0	0	0	0	0
La Salle	1	0-0	0-0	0-0	0	0	0	0	0	0	0	0	0
Rhode Island	0+	0-0	0-0	0-0	0	0	0	0	0	0	0	0	0
Fordham													
Dayton													
St. Bonaventure													
George Washington													
La Salle													

* Denotes game started



PAPA NDAO

Junior • Forward • 6-8
Dakar, Senegal
Montverde Academy (Fla.)

Overall Stats: 3.0 ppg, 1.6 rpg, 0.6 apg
Atlantic 10 Stats: 4.0 ppg, 2.0 rpg, 0.9 apg

2013-14:

- Scored three points against both La Salle and Rhode Island
- Missed game against VCU due to the flu
- Posted five points (2-of-2 FG, 1-of-1 3FG) against #13 Saint Louis
- Hit nine points on perfect 3-of-3 3FG at Penn
- Pulled down career-high seven rebs and hit five points vs. Duquesne
- Hit career-high 13 points (4-of-4 FG, 3-of-3 3FG) in career-high 37 min utes in first start of season at George Mason
- Recorded season-high 4 rebs in season-high 12 minutes against Drexel
- Had five points (1-of 3 3FG) and grabbed a rebound against LSU
- Scored two points against Creighton

High School/Personal:

- Member of the runner-up team in the ESPN-RISE National High School Invitational
- Interdisciplinary health studies major

2013-14 Game-by-Game

OPPONENT	MIN	FG-A	3PT-A	FT-A	OR	DR	TR	F	A	TO	BL	S	PT
Vermont	Did not play												
Marist	7	0-2	0-2	0-1	0	0	0	0	0	0	0	0	0
Creighton	3	1-1	0-0	0-0	0	1	1	2	0	0	0	0	2
LSU	5	1-3	1-3	2-2	1	0	1	0	0	0	0	0	5
Siena	5	0-0	0-0	0-0	1	1	2	1	0	1	0	0	0
Washington State	Did not play												
Temple	3	0-0	0-0	0-0	1	0	1	1	0	1	0	0	0
#14 Villanova	3	0-0	0-0	0-0	0	0	0	2	0	1	0	0	0
Drexel	12	0-0	0-0	0-0	1	3	4	2	1	2	0	1	0
Loyola-Md.	5	0-0	0-0	4-4	0	1	1	0	0	0	0	0	4
Boston University	3	0-0	0-0	2-2	0	1	1	0	0	0	0	0	2
Binghamton	17	1-1	1-1	0-0	0	2	2	0	1	0	0	0	3
Denver	12	0-0	0-0	0-0	0	0	0	0	1	0	0	0	0
#19 Massachusetts	12	0-2	0-2	0-0	1	2	3	4	1	3	0	0	0
George Mason*	37	4-4	3-3	2-2	0	2	2	2	2	2	2	1	13
Duquesne*	26	2-3	1-2	0-0	0	7	7	2	1	1	1	0	5
Penn	18	3-3	3-3	0-0	0	2	2	0	2	0	0	0	9
Rhode Island	18	1-3	0-2	0-0	1	2	3	1	0	0	0	0	2
Richmond	12	1-3	0-1	0-0	1	0	1	4	1	0	0	0	2
Dayton	9	1-1	0-0	0-0	0	1	1	0	0	0	0	1	2
#21 UMass	16	1-3	1-1	2-2	0	0	0	1	2	0	0	0	5
#13 Saint Louis	20	2-2	1-1	0-0	0	1	1	1	0	1	0	1	5
VCU	Did not play												
La Salle	13	1-3	1-1	0-0	1	1	2	0	1	0	0	1	3
Rhode Island	17	1-5	1-5	0-0	0	0	0	1	1	0	0	0	3
Fordham													
Dayton													
St. Bonaventure													
George Washington													
La Salle													

* Denotes game started

CHRIS WILSON

Junior • Guard • 6-3
Fayetteville, N.C.
Terry Sanford

Overall Stats: 9.3 ppg, 3.4 rpg, 2.8 apg
Atlantic 10 Stats: 8.5 ppg, 3.5 rpg, 3.0 apg

2013-14:

- Posted 15 points (5-of-9 FG) in win at Dayton
- Hit 13 points (5-of-10 FG) in win at Penn
- Posted 16 pts (5-of-7 FG) and season-high eight assists vs. Duquesne
- Dished out game-high five assists at George Mason
- Hit double figures in four straight games from 12/18 through 12/31
- Tied career high with 19 points (7-of-14 FG) against Boston University
- Tallied 13 points in win over Binghamton
- Scored 17 points (3-of-4 3FG) at Loyola
- Netted 11 points (3-of-6 FG) and posted five rebounds against Drexel
- Posted eight pts (2-of-2 FG), five assists, and three rebs against Siena
- Had 18 points (tied career-high with 6-of-11 3FG) against Creighton
- Scored eight points (3-of-9 FG) in season-opening win over Vermont

High School/Personal:

- Two-time Associated Press All-State Selection
- 2011 Player of the Year for District 4, the Cape Fear Region and the Mid-South Conference
- Social sciences major

2013-14 Game-by-Game

OPPONENT	MIN	FG-A	3PT-A	FT-A	OR	DR	TR	F	A	TO	BL	S	PT
Vermont*	34	3-9	0-2	2-2	0	2	2	0	2	1	0	0	8
Marist*	27	2-5	1-2	0-0	0	3	3	0	1	0	0	0	5
Creighton*	33	6-11	6-11	0-0	0	3	3	4	3	2	0	1	18
LSU*	29	3-7	1-3	0-4	1	3	4	0	1	2	0	0	7
Siena*	25	2-2	1-1	3-6	0	3	3	1	5	3	0	2	8
Washington State*	32	1-5	0-2	0-0	1	5	6	1	4	1	0	0	2
Temple*	32	3-10	0-6	1-1	1	2	3	3	5	1	0	0	7
#14 Villanova*	19	1-6	0-2	1-2	1	3	4	1	3	1	1	0	3
Drexel*	33	3-6	1-3	4-7	0	5	5	1	0	1	0	0	11
Loyola-Md.*	29	4-5	3-4	6-6	1	2	3	0	3	3	0	0	17
Boston University*	37	7-14	3-6	2-4	0	1	1	0	1	3	0	0	19
Binghamton*	27	5-9	3-6	0-0	0	2	2	0	3	0	0	0	13
Denver*	38	2-5	1-1	4-5	0	3	3	0	2	2	0	3	9
#19 Massachusetts*	37	2-7	1-4	0-1	0	1	1	2	1	1	0	1	5
George Mason*	35	4-9	1-4	0-0	0	4	4	0	5	5	2	1	9
Duquesne*	26	5-7	4-6	2-2	2	2	4	0	8	1	0	0	16
Penn*	31	5-10	3-6	0-0	0	4	4	0	5	1	0	0	13
Rhode Island*	38	1-8	0-4	0-2	1	2	3	0	6	3	0	2	2
Richmond*	35	4-11	2-5	0-0	3	5	8	2	2	1	0	0	10
Dayton*	38	5-9	3-6	2-2	0	1	1	1	2	4	1	2	15
#21 UMass*	39	4-9	2-4	2-3	0	6	6	3	2	4	0	1	12
#13 Saint Louis*	31	1-8	0-5	3-4	0	3	3	3	1	4	0	3	5
VCU*	34	2-12	1-6	2-2	0	3	3	1	1	3	1	0	7
La Salle*	34	4-7	1-3	1-2	0	3	3	2	3	2	0	1	10
Rhode Island*	40	1-3	0-1	0-0	0	3	3	1	2	2	0	0	2
Fordham													
Dayton													
St. Bonaventure													
George Washington													
La Salle													

* Denotes game started

ISAIAH MILES

Sophomore • Forward • 6-7
Baltimore, Md.
Milford Mill

Overall Stats: 3.0 ppg, 1.6 rpg, 0.4 bpg
Atlantic 10 Stats: 0.9 ppg, 0.9 rpg, 0.3 bpg

2013-14:

- Notched six points (2-of-4 3FG) in win at Penn
- Missed three games from 1/8 through 1/15 due to concussion
- Scored 11 points in career-high 20 minutes against Binghamton
- Hit career-high 17 points in 12 minutes (4-of-5 FG) at Loyola
- Posted eight points (2-of-3 3FG) against Washington State
- Notched five points against Creighton
- Hit six points in 19 minutes in season-opening win over Vermont

High School/Personal:

- All-County honoree and two-time All-Metro First Team selection
- Led Glenelg Country School to MIAA-B Championship
- Business major

2013-14 Game-by-Game

OPPONENT	MIN	FG-A	3PT-A	FT-A	OR	DR	TR	F	A	TO	BL	S	PT
Vermont	19	2-4	1-2	1-2	3	1	4	3	1	1	2	1	6
Marist	9	1-3	0-2	0-0	2	0	2	4	1	0	0	0	2
Creighton	13	1-3	1-2	2-2	1	1	2	2	0	2	1	0	5
LSU	10	1-2	1-2	0-0	0	1	1	1	0	0	0	0	3
Siena	5	0-1	0-0	0-0	0	0	0	1	0	1	0	0	0
Washington State	16	3-5	2-3	0-0	0	1	1	1	0	0	0	1	8
Temple	12	0-3	0-1	0-0	1	1	2	2	1	0	0	0	0
#14 Villanova	16	0-4	0-4	0-0	0	2	2	2	0	1	1	0	0
Drexel	10	0-2	0-2	0-0	2	0	2	1	1	1	1	0	0
Loyola-Md.	12	4-5	1-1	8-8	1	2	3	0	0	0	1	1	17
Boston University	5	0-2	0-0	0-0	0	1	1	0	0	1	0	0	0
Binghamton	20	4-6	2-3	1-2	4	2	6	1	0	3	0	1	11
Denver	5	0-1	0-1	0-0	0	0	0	1	0	0	0	0	0
#19 Massachusetts					Injured								
George Mason					Injured								
Duquesne					Injured								
Penn	15	2-4	2-4	0-0	0	1	1	2	1	2	0	0	6
Rhode Island	4	1-2	0-1	0-0	0	0	0	0	0	0	2	0	2
Richmond	6	0-2	0-1	0-0	2	0	2	0	0	0	0	0	0
Dayton				Did not play									
#21 UMass	4	0-1	0-1	1-2	0	0	0	0	0	0	0	0	1
#13 Saint Louis	6	0-1	0-1	0-0	0	2	2	0	0	0	0	0	0
VCU	4	0-0	0-0	0-0	0	0	0	0	0	0	0	0	0
La Salle	4	1-2	1-1	0-0	0	1	1	1	0	1	0	0	3
Rhode Island	2	0-1	0-1	0-0	1	0	1	0	0	0	0	0	0
Fordham													
Dayton													
St. Bonaventure													
George Washington													
La Salle													

* Denotes game started



KYLE MOLOCK

Redshirt Freshman • Guard • 6-2
Dublin, Ohio
Dublin Coffman

Overall Stats: 0.3 ppg, 0.0 rpg, 0.1 apg
Atlantic 10 Stats: 0.0 ppg, 0.0 rpg, 0.0 apg

2013-14:

- Will be sidelined for remainder of season after re-injuring right knee
- Saw action against Duquesne and Binghamton
- Scored first career points at Loyola
- Saw action against Drexel, Villanova, Siena, and LSU
- Dished out one assist in five minutes in collegiate debut against Marist

High School/Personal:

- Sidelined for the season after re-tearing the ACL in his right knee
- Ranked Ohio's best point guard in Class of 2012
- Battled two knee injuries which shortened his high school career
- Political science major

2013-14 Game-by-Game

OPPONENT	MIN	FG-A	3PT-A	FT-A	OR	DR	TR	F	A	TO	BL	S	PT
Vermont				Did not play									
Marist	5	0-1	0-0	0-0	0	0	0	0	1	0	0	0	0
Creighton				Did not play									
LSU	3	0-0	0-0	0-0	0	0	0	0	0	0	0	0	0
Siena	1	0-0	0-0	0-0	0	0	0	0	0	0	0	0	0
Washington State				Did not play									
Temple				Did not play									
#14 Villanova	2	0-0	0-0	0-0	0	0	0	0	0	0	0	0	0
Drexel	2	0-0	0-0	0-0	0	0	0	0	0	0	0	0	0
Loyola-Md.	4	0-0	0-0	2-2	0	0	0	1	0	2	0	0	2
Boston University				Did not play									
Binghamton	5	0-0	0-0	0-1	0	0	0	1	0	1	0	0	0
Denver				Did not play									
#19 Massachusetts				Did not play									
George Mason				Did not play									
Duquesne	6	0-0	0-0	0-0	0	0	0	0	0	3	0	0	0
Penn				Injured									
Rhode Island				Injured									
Richmond				Injured									
Dayton				Injured									
#21 UMass				Injured									
#13 Saint Louis				Injured									
VCU				Injured									
La Salle				Injured									
Rhode Island				Injured									
Fordham													
Dayton													
St. Bonaventure													
George Washington													
La Salle													

* Denotes game started



JAVON BAUMANN

Redshirt Freshman • Center • 6-8
Solms-Oberbiel, Germany
Theodor-Heus School

Overall Stats: 1.9 ppg, 2.1 rpg, 0.3 apg
Atlantic 10 Stats: 2.5 ppg, 1.8 rpg, 0.5 apg

2013-14:

- Saw action against #13 Saint Louis
- Hit career-high 8 pts (4-of-5 FG) in career-high 20 min vs. Duquesne
- Saw action at George Mason and #19 Massachusetts
- Scored career-high six points (3-of-3 FG) against Binghamton
- Saw action against Drexel and Villanova
- Pulled down two boards in win over Siena
- Scored five points and grabbed six rebounds in win over Marist
- Saw six minutes of action in season-opening win over Vermont

High School/Personal:

- Played for the Licher Baeren team in Germany's Pro-B League
- Food marketing major

2013-14 Game-by-Game

OPPONENT	MIN	FG-A	3PT-A	FT-A	OR	DR	TR	F	A	TO	BL	S	PT
Vermont	6	0-1	0-0	0-0	0	1	1	0	1	0	0	1	0
Marist	9	2-2	0-0	1-2	2	4	6	2	0	2	0	0	5
Creighton	3	0-1	0-0	0-0	0	0	0	0	0	0	0	0	0
LSU				Did not play									
Siena	5	0-2	0-0	1-2	2	0	2	0	0	0	2	0	1
Washington State				Did not play									
Temple				Did not play									
#14 Villanova	5	0-1	0-0	0-0	1	2	3	0	0	0	0	0	0
Drexel	2	0-1	0-0	0-0	1	0	1	0	0	1	0	0	0
Loyola-Md.				Did not play									
Boston University				Did not play									
Binghamton	11	3-3	0-0	0-1	2	2	4	3	0	0	0	0	6
Denver				Did not play									
#19 Massachusetts	10	0-0	0-0	0-0	0	0	0	0	0	0	0	0	0
George Mason	3	1-1	0-0	0-0	1	1	2	1	0	0	0	0	2
Duquesne	20	4-5	0-0	0-3	1	4	5	1	2	2	0	0	8
Penn	8	0-0	0-0	1-4	1	0	1	1	0	1	0	0	1
Rhode Island				Did not play									
Richmond				Did not play									
Dayton				Did not play									
#21 UMass				Did not play									
#13 Saint Louis	1	0-0	0-0	0-0	0	0	0	0	0	0	0	0	0
VCU				Did not play									
La Salle				Did not play									
Rhode Island				Did not play									
Fordham													
Dayton													
St. Bonaventure													
George Washington													
La Salle													

* Denotes game started



DEANDRE' BEMBRY

Freshman • Forward • 6-6
Charlotte, N.C.
The Patrick School (N.J.)

Overall Stats: 11.4 ppg, 4.5 rpg, 2.3 apg
Atlantic 10 Stats: 12.3 ppg, 5.0 rpg, 2.1 apg

43

2013-14:
- Scored all 16 points (5-of-12) in second half in win at La Salle
- Registered 18 points (8-of-13 FG) against VCU
- Atlantic 10 Co-Rookie of the Week (2/10)
- Hit 11 points twice in back-to-back games at Richmond and Dayton
- Hit 13 points (5-of-6 FG) in win at Penn
- Registered 17 points (7-of-11 FG) at George Mason
- Posted 16 points (7-11 FG) at #19 Massachusetts
- Hit 13 points against Denver
- Had career-high eight assists against Binghamton
- Registered 18 points (7-of-11 FG) against Drexel
- Posted 17 points (5-of-9 FG) against Villanova
- Hit 12 pts (5-of-9 FG) and pulled down season-high 9 boards at Temple
- Recorded 13 pts (5-of-9 FG) and four rebs against Washington State
- Atlantic 10 Rookie of the Week (11/18)
- Hit for team-high 20 points (8-of-14 FG) against Creighton
- Scored 11 points (4-of-8 FG) in collegiate debut at Vermont

High School/Personal:
- 2013 Union County Player of the Year and All-State First Team
- McDonalds All-American nominee
- Averaged 21.8 points and 9.0 rebounds per game as a senior
- Sports marketing major

2013-14 Game-by-Game

OPPONENT	MIN	FG-A	3PT-A	FT-A	OR	DR	TR	F	A	TO	BL	S	PT
Vermont*	32	4-8	2-4	1-4	0	6	6	3	2	2	1	0	11
Marist*	26	4-8	1-1	0-0	1	0	1	3	2	1	0	2	9
Creighton*	37	8-14	4-8	0-1	1	1	2	2	4	2	1	0	20
LSU*	32	2-6	0-1	1-2	0	2	2	3	0	4	1	1	5
Siena*	28	0-1	0-0	1-4	0	2	2	2	1	1	0	3	1
Washington State*	28	5-9	1-2	2-2	1	3	4	3	2	1	1	0	13
Temple*	35	5-9	0-3	2-2	2	7	9	1	1	4	0	1	12
#14 Villanova*	28	5-9	2-3	5-7	1	2	3	5	2	3	2	0	17
Drexel*	30	7-11	2-3	2-5	1	1	2	4	3	2	0	0	18
Loyola-Md.*	29	1-7	0-3	3-5	2	7	9	3	4	4	0	1	5
Boston University*	26	3-8	1-4	4-4	1	2	3	4	0	2	1	2	11
Binghamton*	25	1-5	0-2	0-2	1	5	6	0	8	1	1	0	2
Denver*	38	4-14	1-4	4-7	1	5	6	1	4	2	0	1	13
#19 Massachusetts*	39	7-11	0-1	2-4	2	6	8	2	1	4	2	0	16
George Mason*	37	7-11	0-2	3-7	1	4	5	1	3	0	0	1	17
Duquesne*	27	2-5	1-4	2-4	1	5	6	0	5	2	2	2	7
Penn*	24	5-6	1-1	2-2	0	3	3	0	1	3	0	2	13
Rhode Island*	35	2-5	1-2	4-8	0	4	4	3	1	3	0	0	9
Richmond*	37	5-17	0-4	1-2	5	3	8	4	2	2	0	2	11
Dayton*	35	3-10	0-2	5-7	0	1	1	3	3	4	1	0	11
#21 UMass*	36	3-11	2-3	5-8	3	5	8	5	3	4	1	1	13
#13 Saint Louis*	25	0-6	0-3	5-8	1	1	2	3	0	2	1	1	5
VCU*	35	8-13	1-4	1-5	2	4	6	1	3	2	1	3	18
La Salle*	39	5-12	1-3	5-6	1	4	5	2	1	1	1	3	16
Rhode Island*	26	5-6	2-2	0-0	1	1	2	4	1	2	0	2	12
Fordham													
Dayton													
St. Bonaventure													
George Washington													
La Salle													

* Denotes game started



BRENDAN CASPER

Freshman • Forward • 6-6
Audubon, Pa.
Methacton

Overall Stats: 0.8 ppg, 0.2 rpg, 0.2 apg
Atlantic 10 Stats: 0.0 ppg, 1.0 rpg, 1.0 apg

20

2013-14:
- Scored two points on a pair of made free throws in win at Penn
- Saw action in wins over Duquesne, Binghamton and Siena
- Scored two points in collegiate debut against Marist

High School/Personal:
- Made the Hawks' squad as a walk-on
- 2013 Pottstown Area Player of the Year
- Averaged 20.0 points and 10.0 rebounds per game as a senior
- Father, Rob, played basketball under Phil Martelli at Kenrick High School
- Business administration major

2013-14 Game-by-Game

OPPONENT	MIN	FG-A	3PT-A	FT-A	OR	DR	TR	F	A	TO	BL	S	PT
Marist	2	1-4	0-0	0-0	0	0	0	0	0	0	0	0	2
Siena	1	0-0	0-0	0-0	0	0	0	0	0	0	0	0	0
Binghamton	3	0-1	0-0	0-0	0	0	0	0	0	0	0	0	0
Duquesne	2	0-0	0-0	0-0	1	0	1	1	1	0	0	0	0
Penn	3	0-1	0-0	2-2	0	0	0	1	0	0	0	1	2



JAI WILLIAMS

Freshman • Forward • 6-6
Philadelphia, Pa.
Philadelphia Electrical & Technical Charter

Overall Stats: ---
Atlantic 10 Stats: ---

40

2013-14
- Expected to redshirt season

High School/Personal:
- 2013 McDonalds All-American nominee
- Two-time All-Public League selection
- Averaged 10.2 points as a senior
- Studio arts major

Saint Joseph's Basketball
Saint Joseph's Combined Team Statistics (as of Feb 19, 2014)
All games

RECORD:	OVERALL	HOME	AWAY	NEUTRAL
ALL GAMES	18-7	9-3	7-3	2-1
CONFERENCE	8-3	4-1	4-2	0-0
NON-CONFERENCE	10-4	5-2	3-1	2-1

					Total		3-Point		F-Throw		Rebounds											
##	Player	gp-gs	min	avg	fg-fga	fg%	3fg-fga	3fg%	ft-fta	ft%	off	def	tot	avg	pf	dq	a	to	blk	stl	pts	avg
10	GALLOWAY, Langston	25-25	879	35.2	130-303	.429	70-167	.419	75-95	.789	23	90	113	4.5	57	0	33	19	12	27	405	16.2
13	ROBERTS, Ronald	23-23	742	32.3	121-216	.560	0-0	.000	87-139	.626	62	102	164	7.1	56	2	28	47	29	9	329	14.3
43	BEMBRY, DeAndre	25-25	789	31.6	101-222	.455	23-69	.333	60-106	.566	29	84	113	4.5	62	2	57	58	17	28	285	11.4
45	KANACEVIC, Halil	25-25	804	32.2	104-191	.545	11-30	.367	54-97	.557	53	163	216	8.6	91	4	112	74	34	19	273	10.9
24	WILSON, Chris	25-25	813	32.5	80-194	.412	38-103	.369	35-55	.636	11	74	85	3.4	26	0	71	51	5	17	233	9.3
15	MILES, Isaiah	21-0	197	9.4	20-54	.370	11-33	.333	13-16	.813	17	16	33	1.6	26	0	5	13	8	4	64	3.0
32	NDAO, Papa	22-2	273	12.4	20-39	.513	13-27	.481	12-13	.923	8	27	35	1.6	25	0	13	12	4	6	65	3.0
11	QUARLES, Daryus	19-0	243	12.8	19-55	.345	6-26	.231	12-21	.571	7	16	23	1.2	20	0	8	10	1	7	56	2.9
34	BAUMANN, Javon	12-0	83	6.9	10-17	.588	0-0	.000	3-12	.250	11	14	25	2.1	8	0	3	6	2	1	23	1.9
00	MASCHMEYER, Evan	19-0	113	5.9	7-23	.304	3-9	.333	8-11	.727	3	7	10	0.5	11	0	7	11	0	1	25	1.3
20	CASPER, Brendan	5-0	11	2.2	1-6	.167	0-0	.000	2-2	1.000	1	0	1	0.2	2	0	1	0	0	1	4	0.8
41	KELLY, Colin	7-0	16	2.3	1-3	.333	0-1	.000	1-2	.500	2	1	3	0.4	2	0	0	1	1	0	3	0.4
22	MOLOCK, Kyle	8-0	28	3.5	0-1	.000	0-0	.000	2-3	.667	0	0	0	0.0	2	0	1	6	0	0	2	0.3
25	KINDLER, Eric	4-0	9	2.3	0-2	.000	0-1	.000	0-1	.000	1	3	4	1.0	0	0	1	2	0	0	0	0.0
	Team										25	48	73					3				
	Total.....	25	5000		614-1326	.463	175-466	.376	364-573	.635	253	645	898	35.9	388	8	340	313	113	120	1767	70.7
	Opponents.....	25	5000		609-1419	.429	174-506	.344	295-428	.689	236	576	812	32.5	481	15	355	266	55	161	1687	67.5

TEAM STATISTICS	SJU	OPP
SCORING	1767	1687
Points per game	70.7	67.5
Scoring margin	+3.2	-
FIELD GOALS-ATT	614-1326	609-1419
Field goal pct	.463	.429
3 POINT FG-ATT	175-466	174-506
3-point FG pct	.376	.344
3-pt FG made per game	7.0	7.0
FREE THROWS-ATT	364-573	295-428
Free throw pct	.635	.689
F-Throws made per game	14.6	11.8
REBOUNDS	898	812
Rebounds per game	35.9	32.5
Rebounding margin	+3.4	-
ASSISTS	340	355
Assists per game	13.6	14.2
TURNOVERS	313	266
Turnovers per game	12.5	10.6
Turnover margin	-1.9	-
Assist/turnover ratio	1.1	1.3
STEALS	120	161
Steals per game	4.8	6.4
BLOCKS	113	55
Blocks per game	4.5	2.2
ATTENDANCE	48399	64155
Home games-Avg/Game	12-4033	10-5718
Neutral site-Avg/Game	-	3-2326

Score by Periods	1st	2nd	Totals
Saint Joseph's	893	874	1767
Opponents	746	941	1687

	Date	Opponent		Score	Att.
	11/09/13	at Vermont	W	74-64	2698
	11/13/13	MARIST	W	81-62	3871
	11/16/13	CREIGHTON	L	79-83	4200
	11/28/13	vs LSU	L	65-82	2351
	11/29/13	vs Siena	W	78-66	2612
	12/01/13	vs Washington State	W	72-67	2016
	12/04/13	at Temple	L	69-77	8039
	12/07/13	VILLANOVA	L	68-98	4200
	12/18/13	DREXEL	W	75-55	3651
	12/21/13	at Loyola Maryland	W	88-77	1032
	12/29/13	BOSTON UNIVERSITY	W	73-67	4051
	12/31/13	BINGHAMTON	W	71-44	4076
	01/04/14	DENVER	W	53-52	4076
*	01/08/14	at Massachusetts	L	62-66	4621
*	01/11/14	at George Mason	W	84-80	5027
*	01/15/14	DUQUESNE	W	84-75	3937
	01/18/14	at Penn	W	85-68	8722
*	01/22/14	RHODE ISLAND	W	61-57	3861
*	01/25/14	at Richmond	L	62-77	7201
*	01/29/14	at Dayton	W	60-57	12083
*	02/01/14	MASSACHUSETTS	W	73-68	4200
*	02/05/14	SAINT LOUIS	L	49-65	4076
*	02/08/14	VCU	W	69-62	4200
*	02/15/14	at La Salle	W	75-64	3041
*	02/19/14	at Rhode Island	W	57-54	4712

* - Conference game

Saint Joseph's Basketball
Saint Joseph's Season Box Score (as of Feb 19, 2014)
Conference games

RECORD:	OVERALL	HOME	AWAY	NEUTRAL
ALL GAMES	8-3	4-1	4-2	0-0
CONFERENCE	8-3	4-1	4-2	0-0
NON-CONFERENCE	0-0	0-0	0-0	0-0

					Total		3-Point		F-Throw		Rebounds											
##	Player	gp-gs	min	avg	fg-fga	fg%	3fg-fga	3fg%	ft-fta	ft%	off	def	tot	avg	pf	dq	a	to	blk	stl	pts	avg
10	GALLOWAY, Langston	11-11	404	36.7	53-132	.402	25-72	.347	34-46	.739	11	35	46	4.2	25	0	16	9	6	13	165	15.0
45	KANACEVIC, Halil	11-11	394	35.8	57-98	.582	8-18	.444	24-49	.490	22	77	99	9.0	39	1	45	36	14	10	146	13.3
13	ROBERTS, Ronald	9-9	319	35.4	39-74	.527	0-0	.000	41-65	.631	21	37	58	6.4	26	1	11	19	17	3	119	13.2
43	BEMBRY, DeAndre	11-11	371	33.7	47-107	.439	8-30	.267	33-59	.559	17	38	55	5.0	28	1	23	26	9	15	135	12.3
24	WILSON, Chris	11-11	387	35.2	33-90	.367	15-48	.313	12-18	.667	6	33	39	3.5	15	0	33	30	4	11	93	8.5
32	NDAO, Papa	10-2	180	18.0	14-29	.483	8-18	.444	4-4	1.000	4	16	20	2.0	16	0	9	7	3	4	40	4.0
11	QUARLES, Daryus	6-0	44	7.3	5-6	.833	2-3	.667	5-5	1.000	0	8	8	1.3	4	0	2	4	0	0	17	2.8
34	BAUMANN, Javon	4-0	34	8.5	5-6	.833	0-0	.000	0-3	.000	2	5	7	1.8	2	0	2	2	0	0	10	2.5
15	MILES, Isaiah	7-0	30	4.3	2-9	.222	1-6	.167	1-2	.500	3	3	6	0.9	1	0	0	1	2	0	6	0.9
41	KELLY, Colin	3-0	5	1.7	1-2	.500	0-0	.000	0-0	.000	1	1	2	0.7	1	0	0	1	1	0	2	0.7
00	MASCHMEYER, Evan	7-0	22	3.1	1-4	.250	1-1	1.000	0-0	.000	0	4	4	0.6	4	0	1	2	0	0	3	0.4
25	KINDLER, Eric	1-0	2	2.0	0-0	.000	0-0	.000	0-1	.000	0	0	0	0.0	0	0	0	1	0	0	0	0.0
20	CASPER, Brendan	1-0	2	2.0	0-0	.000	0-0	.000	0-0	.000	1	0	1	1.0	1	0	1	0	0	0	0	0.0
22	MOLOCK, Kyle	1-0	6	6.0	0-0	.000	0-0	.000	0-0	.000	0	0	0	0.0	0	0	0	3	0	0	0	0.0
	Team										9	15	24					1				
	Total.....	11	2200		257-557	.461	68-196	.347	154-252	.611	97	272	369	33.5	162	3	143	142	56	56	736	66.9
	Opponents.....	11	2200		264-625	.422	79-215	.367	118-173	.682	112	262	374	34.0	199	4	156	124	21	77	725	65.9

Score by Periods	1st	2nd	Totals
Saint Joseph's	356	380	736
Opponents	328	397	725

Saint Joseph's Basketball
Saint Joseph's Points-Rebounds-Assists (as of Feb 19, 2014)
All games

Opponent	Date	Score		00 MASCHMEYER	10 GALLOWAY,L	11 QUARLES,DA	13 ROBERTS,RO	15 MILES,ISAI	20 CASPER,BRE	22 MOLOCK,KYL
at Vermont	11/09/13	74-64	W	0-0-1	21-3-0	5-4-0	21-9-0	6-4-1	DNP	DNP
MARIST	11/13/13	81-62	W	3-0-0	20-8-3	7-1-0	16-10-2	2-2-1	2-0-0	0-0-1
CREIGHTON	11/16/13	79-83	L	DNP	14-3-0	2-1-1	13-4-1	5-2-0	DNP	DNP
vs LSU	11/28/13	65-82	L	2-2-1	8-5-1	2-1-1	21-7-1	3-1-0	DNP	0-0-0
vs Siena	11/29/13	78-66	W	4-1-1	27-7-3	7-0-1	19-4-0	0-0-0	0-0-0	0-0-0
vs Washington State	12/01/13	72-67	W	0-1-0	13-2-1	8-2-2	21-10-0	8-1-0	DNP	DNP
at Temple	12/04/13	69-77	L	0-0-0	24-4-0	2-3-1	13-8-0	0-2-1	DNP	DNP
VILLANOVA	12/07/13	68-98	L	4-0-1	18-7-1	4-0-0	12-8-0	0-2-0	DNP	0-0-0
DREXEL	12/18/13	75-55	W	0-0-0	11-3-2	0-0-0	8-7-2	0-2-1	DNP	0-0-0
at Loyola Maryland	12/21/13	88-77	W	2-0-2	14-4-0	0-0-0	20-4-4	17-3-0	DNP	2-0-0
BOSTON UNIVERSITY	12/29/13	73-67	W	0-0-0	16-3-4	0-3-0	19-8-2	0-1-0	DNP	DNP
BINGHAMTON	12/31/13	71-44	W	7-2-0	20-7-0	0-0-0	8-8-2	11-6-0	0-0-0	0-0-0
DENVER	01/04/14	53-52	W	DNP	14-7-0	DNP	9-15-2	0-0-0	DNP	DNP
at Massachusetts	01/08/14	62-66	L	DNP	18-5-3	DNP	4-2-3	DNP	DNP	DNP
at George Mason	01/11/14	84-80	W	0-0-0	20-6-3	0-3-0	DNP	DNP	DNP	DNP
DUQUESNE	01/15/14	84-75	W	3-1-1	26-4-2	9-4-2	DNP	DNP	0-1-1	0-0-0
at Penn	01/18/14	85-68	W	0-0-0	20-4-2	2-0-0	10-4-1	6-1-1	2-0-0	DNP
RHODE ISLAND	01/22/14	61-57	W	0-0-0	15-4-0	DNP	20-9-1	2-0-0	DNP	DNP
at Richmond	01/25/14	62-77	L	DNP	13-1-1	0-0-0	5-4-1	0-2-0	DNP	DNP
at Dayton	01/29/14	60-57	W	DNP	12-4-2	0-0-0	12-6-0	DNP	DNP	DNP
MASSACHUSETTS	02/01/14	73-68	W	0-1-0	7-3-0	DNP	17-6-2	1-0-0	DNP	DNP
SAINT LOUIS	02/05/14	49-65	L	DNP	6-6-2	DNP	19-9-0	0-2-0	DNP	DNP
VCU	02/08/14	69-62	W	0-2-0	24-6-1	4-0-0	9-9-1	0-0-0	DNP	DNP
at La Salle	02/15/14	75-64	W	0-0-0	18-4-1	DNP	15-4-1	3-1-0	DNP	DNP
at Rhode Island	02/19/14	57-54	W	0-0-0	6-3-1	4-1-0	18-9-2	0-1-0	DNP	DNP

Opponent	Date	Score		24 WILSON,CHR	25 KINDLER,ER	32 NDAO,PAPA	34 BAUMANN,JA	41 KELLY,COLI	43 BEMBRY,DEA	45 KANACEVIC,
at Vermont	11/09/13	74-64	W	8-2-2	DNP	DNP	0-1-1	DNP	11-6-2	2-7-3
MARIST	11/13/13	81-62	W	5-3-1	0-2-0	0-0-0	5-6-0	0-1-0	9-1-2	12-11-8
CREIGHTON	11/16/13	79-83	L	18-3-3	DNP	2-1-0	0-0-0	DNP	20-2-4	5-10-10
vs LSU	11/28/13	65-82	L	7-4-1	DNP	5-1-0	DNP	DNP	5-2-0	12-3-1
vs Siena	11/29/13	78-66	W	8-3-5	DNP	0-2-0	1-2-0	0-0-0	1-2-1	11-6-2
vs Washington State	12/01/13	72-67	W	2-6-4	DNP	DNP	DNP	DNP	13-4-2	7-8-3
at Temple	12/04/13	69-77	L	7-3-5	DNP	0-1-0	DNP	DNP	12-9-1	11-9-2
VILLANOVA	12/07/13	68-98	L	3-4-3	DNP	0-0-0	0-3-0	DNP	17-3-2	10-4-2
DREXEL	12/18/13	75-55	W	11-5-0	DNP	0-4-1	0-1-0	DNP	18-2-3	27-14-4
at Loyola Maryland	12/21/13	88-77	W	17-3-3	DNP	4-1-0	DNP	DNP	5-9-4	7-8-6
BOSTON UNIVERSITY	12/29/13	73-67	W	19-1-1	DNP	2-1-0	DNP	DNP	11-3-0	6-8-7
BINGHAMTON	12/31/13	71-44	W	13-2-3	0-2-1	3-2-0	6-4-0	1-0-0	2-6-8	0-8-7
DENVER	01/04/14	53-52	W	9-3-2	DNP	0-0-1	DNP	DNP	13-6-4	8-6-0
at Massachusetts	01/08/14	62-66	L	5-1-1	DNP	0-3-1	0-0-0	0-1-0	16-8-1	19-13-6
at George Mason	01/11/14	84-80	W	9-4-5	DNP	13-2-2	2-2-0	0-0-0	17-5-3	23-7-1
DUQUESNE	01/15/14	84-75	W	16-4-8	0-0-0	5-7-1	8-5-2	2-1-0	7-6-5	8-4-5
at Penn	01/18/14	85-68	W	13-4-5	0-0-0	9-2-2	1-1-0	0-0-0	13-3-1	9-15-12
RHODE ISLAND	01/22/14	61-57	W	2-3-6	DNP	2-3-0	DNP	DNP	9-4-1	11-5-3
at Richmond	01/25/14	62-77	L	10-8-2	DNP	2-1-1	DNP	DNP	11-8-2	21-19-3
at Dayton	01/29/14	60-57	W	15-1-2	DNP	2-1-0	DNP	DNP	11-1-3	8-11-3
MASSACHUSETTS	02/01/14	73-68	W	12-6-2	DNP	5-0-2	DNP	DNP	13-8-3	18-6-5
SAINT LOUIS	02/05/14	49-65	L	5-3-1	DNP	5-1-0	0-0-0	DNP	5-2-0	9-9-2
VCU	02/08/14	69-62	W	7-3-1	DNP	DNP	DNP	DNP	18-6-3	7-10-7
at La Salle	02/15/14	75-64	W	10-3-3	DNP	3-2-1	DNP	DNP	16-5-1	10-6-6
at Rhode Island	02/19/14	57-54	W	2-3-2	DNP	3-0-1	DNP	DNP	12-2-1	12-9-4

Saint Joseph's Basketball
Saint Joseph's Team Game-by-Game (as of Feb 19, 2014)
All games

TEAM STATISTICS

				Total		3-Pointers		Free throws		Rebounds										
Opponent	Date	Score		fg-fga	pct	3fg-fga	pct	ft-fta	pct	off	def	tot	avg	pf	a	t/o	blk	stl	pts	avg
at Vermont	11/09/13	74-64	W	24-52	.462	6-16	.375	20-30	.667	11	30	41	41.0	22	10	14	4	3	74	74.0
MARIST	11/13/13	81-62	W	30-61	.492	7-16	.438	14-21	.667	14	33	47	44.0	17	18	12	3	5	81	77.5
CREIGHTON	11/16/13	79-83	L	26-55	.473	14-31	.452	13-16	.813	9	19	28	38.7	19	19	8	4	2	79	78.0
vs LSU	11/28/13	65-82	L	25-56	.446	3-16	.188	12-26	.462	10	19	29	36.2	15	6	12	4	8	65	74.8
vs Siena	11/29/13	78-66	W	25-48	.521	8-15	.533	20-31	.645	9	21	30	35.0	16	13	13	5	12	78	75.4
vs Washington State	12/01/13	72-67	W	27-56	.482	7-18	.389	11-18	.611	9	28	37	35.3	13	12	7	6	2	72	74.8
at Temple	12/04/13	69-77	L	25-65	.385	6-26	.231	13-16	.813	17	28	45	36.7	20	10	15	2	2	69	74.0
VILLANOVA	12/07/13	68-98	L	22-60	.367	4-20	.200	20-27	.741	12	26	38	36.9	24	9	11	8	2	68	73.2
DREXEL	12/18/13	75-55	W	30-56	.536	5-16	.313	10-22	.455	12	30	42	37.4	20	13	12	5	3	75	73.4
at Loyola Maryland	12/21/13	88-77	W	24-52	.462	8-21	.381	32-40	.800	10	27	37	37.4	18	19	14	3	3	88	74.9
BOSTON UNIVERSITY	12/29/13	73-67	W	24-53	.453	5-15	.333	20-25	.800	11	22	33	37.0	11	14	12	5	4	73	74.7
BINGHAMTON	12/31/13	71-44	W	26-52	.500	14-26	.538	5-14	.357	11	37	48	37.9	12	21	13	2	5	71	74.4
DENVER	01/04/14	53-52	W	18-48	.375	4-10	.400	13-23	.565	15	23	38	37.9	11	9	13	5	9	53	72.8
at Massachusetts	01/08/14	62-66	L	23-47	.489	6-18	.333	10-17	.588	8	27	35	37.7	15	15	17	5	3	62	72.0
at George Mason	01/11/14	84-80	W	29-49	.592	7-16	.438	19-26	.731	4	27	31	37.3	10	14	15	4	7	84	72.8
DUQUESNE	01/15/14	84-75	W	31-48	.646	17-27	.630	5-14	.357	6	31	37	37.2	11	27	22	4	4	84	73.5
at Penn	01/18/14	85-68	W	31-55	.564	16-24	.667	7-12	.583	6	30	36	37.2	8	24	15	1	4	85	74.2
RHODE ISLAND	01/22/14	61-57	W	19-43	.442	2-14	.143	21-38	.553	9	21	30	36.8	15	11	13	9	5	61	73.4
at Richmond	01/25/14	62-77	L	26-70	.371	6-22	.273	4-10	.400	21	23	44	37.2	21	10	8	2	3	62	72.8
at Dayton	01/29/14	60-57	W	21-45	.467	6-17	.353	12-21	.571	4	25	29	36.8	17	10	13	6	6	60	72.2
MASSACHUSETTS	02/01/14	73-68	W	21-51	.412	6-13	.462	25-40	.625	10	22	32	36.5	19	14	10	2	3	73	72.2
SAINT LOUIS	02/05/14	49-65	L	15-47	.319	1-15	.067	18-30	.600	12	21	33	36.4	15	5	17	9	8	49	71.2
VCU	02/08/14	69-62	W	25-57	.439	6-21	.286	13-20	.650	13	26	39	36.5	12	13	12	6	6	69	71.1
at La Salle	02/15/14	75-64	W	25-51	.490	7-17	.412	18-22	.818	6	23	29	36.2	12	13	8	8	6	75	71.2
at Rhode Island	02/19/14	57-54	W	22-49	.449	4-16	.250	9-14	.643	4	26	30	35.9	15	11	7	1	5	57	70.7
Saint Joseph's		1767		614-1326	.463	175-466	.376	364-573	.635	253	645	898	35.9	388	340	313	113	120	1767	70.7
Opponents		1687		609-1419	.429	174-506	.344	295-428	.689	236	576	812	32.5	481	355	266	55	161	1687	67.5

Games played: 25
Points/game: 70.7
FG Pct: 46.3
3FG Pct: 37.6
FT Pct: 63.5

Rebounds/game: 35.9
Assists/game: 13.6
Turnovers/game: 12.5
Assist/turnover ratio: 1.1
Steals/game: 4.8
Blocks/game: 4.5